

District 2 - Western

School #: 022 William Gillett Academy

Demand Writing

School

District

Province

Creative Writing

Persuasive Writing

Creative Writing

Persuasive Writing

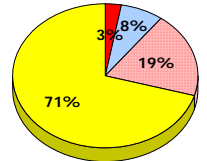
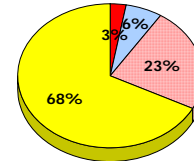
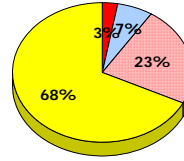
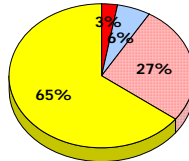
Creative Writing

Persuasive Writing

2013

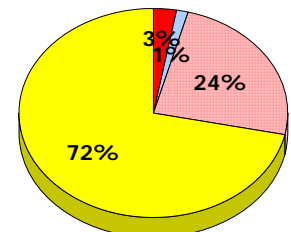
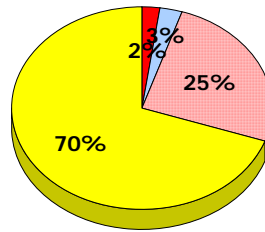
Apr 30, 2013 (2)

School data with 5 or fewer students withheld for reasons of confidentiality.



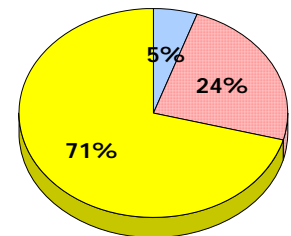
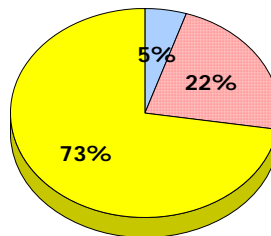
2012

Apr 30, 2012 (3)



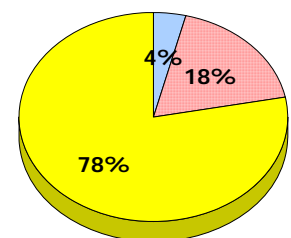
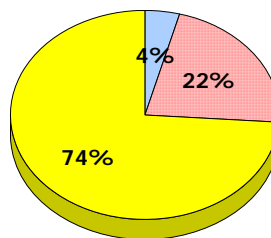
2011

AGR (4)



2010

AGR (9)



Exemption

Unknown

Not Yet Meeting

Meeting or Exceeding

* In some cases, CRT numbers may exceed AGR numbers based on late enrolments. Pie chart is based on the number of students who wrote the CRT.
* Mushuau Innu Natuashish School and Sheshatshiu Innu School are excluded from district and provincial results.

District 2 - Western

School #: 022 William Gillett Academy

Reading

School

District

Province

Non - Fiction

Fiction

Non - Fiction

Fiction

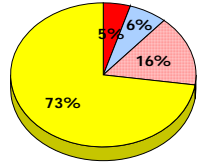
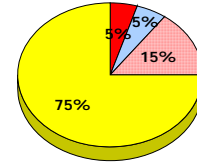
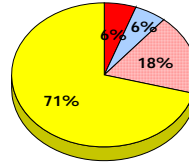
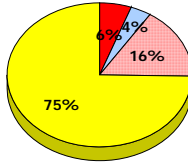
Non - Fiction

Fiction

2013

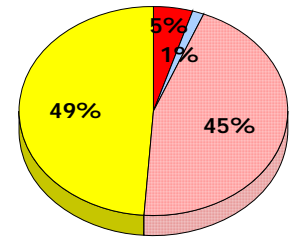
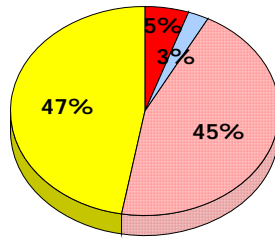
Apr 30,
2013 (2)

School data with 5 or fewer students
withheld for reasons of confidentiality.



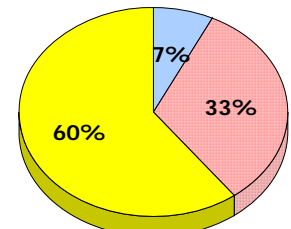
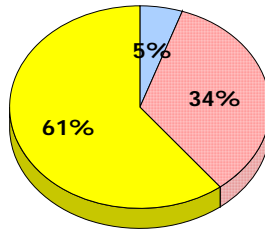
2012

Apr 30,
2012 (3)



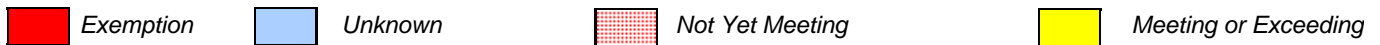
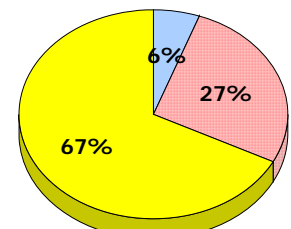
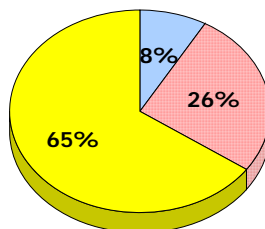
2011

AGR (4)



2010

AGR (9)



* In some cases, CRT numbers may exceed AGR numbers based on late enrolments. Pie chart is based on the number of students who wrote the CRT.
 * Mushuau Innu Natuashish School and Sheshatshiu Innu School are excluded from district and provincial results.

**Elementary English Language Arts
4 Year Provincial Assessment, June 2013
Student Population Report**
(average scores)

District 2 - Western

School #: 022 William Gillett Academy

Demand Writing

Percentage of students at level 3 or above (2010 - 2013)

School data with 5 or fewer students withheld for reasons of confidentiality.



Reading

Percentage of students at level 3 or above (2010 - 2013)

School data with 5 or fewer students withheld for reasons of confidentiality.



* In some cases, CRT numbers may exceed AGR numbers based on late enrolments. Pie chart is based on the number of students who wrote the CRT.

* Mushuau Innu Natuashish School and Sheshatshiu Innu School are excluded from district and provincial results.

District 2 - Western

School #: 023 Sacred Heart AG

Demand Writing

School

District

Province

Creative Writing

Persuasive Writing

Creative Writing

Persuasive Writing

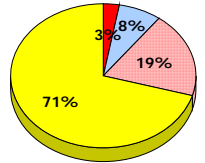
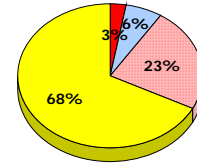
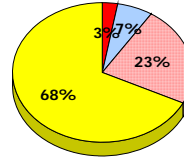
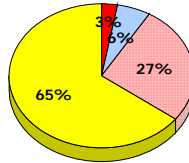
Creative Writing

Persuasive Writing

2013

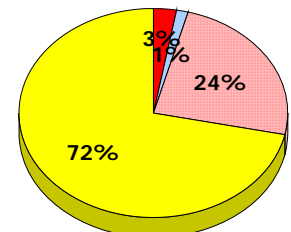
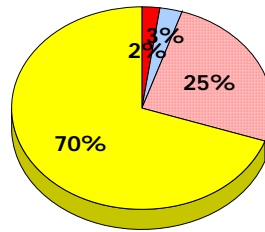
Apr 30, 2013 (1)

School data with 5 or fewer students withheld for reasons of confidentiality.



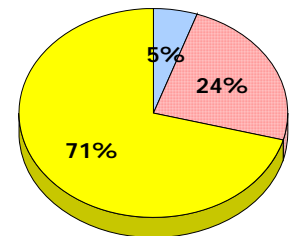
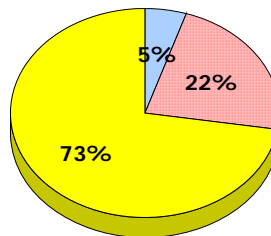
2012

Apr 30, 2012 (1)



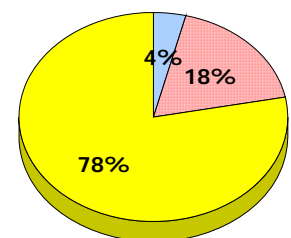
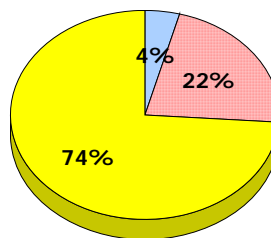
2011

AGR (1)



2010

AGR (1)



Exemption

Unknown

Not Yet Meeting

Meeting or Exceeding

* In some cases, CRT numbers may exceed AGR numbers based on late enrolments. Pie chart is based on the number of students who wrote the CRT.
* Mushuau Innu Natuashish School and Sheshatshiu Innu School are excluded from district and provincial results.

Elementary English Language Arts
4 Year Provincial Assessment, June 2013
Student Population Report
(average scores)

District 2 - Western

School #: 023 Sacred Heart AG

Reading

School

District

Province

Non - Fiction

Fiction

Non - Fiction

Fiction

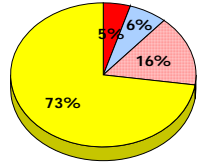
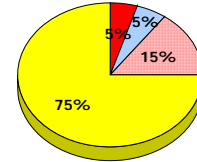
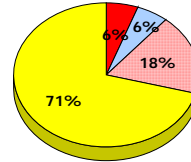
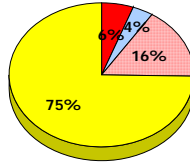
Non - Fiction

Fiction

2013

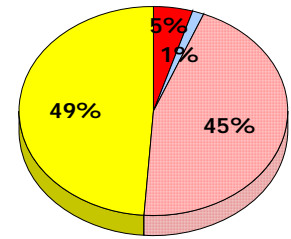
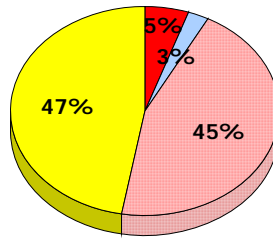
Apr 30,
2013 (1)

*School data with 5 or fewer students
withheld for reasons of confidentiality.*



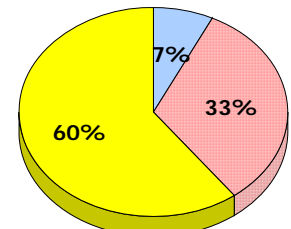
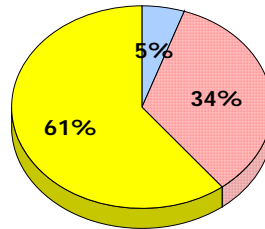
2012

Apr 30,
2012 (1)



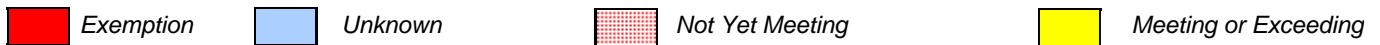
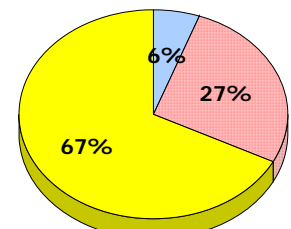
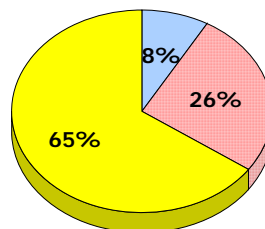
2011

AGR (1)



2010

AGR (1)



* In some cases, CRT numbers may exceed AGR numbers based on late enrolments. Pie chart is based on the number of students who wrote the CRT.
 * Mushuau Innu Natuashish School and Sheshatshiu Innu School are excluded from district and provincial results.

**Elementary English Language Arts
4 Year Provincial Assessment, June 2013
Student Population Report**
(average scores)

District 2 - Western

School #: 023 Sacred Heart AG

Demand Writing

Percentage of students at level 3 or above (2010 - 2013)

School data with 5 or fewer students withheld for reasons of confidentiality.



Reading

Percentage of students at level 3 or above (2010 - 2013)

School data with 5 or fewer students withheld for reasons of confidentiality.



* In some cases, CRT numbers may exceed AGR numbers based on late enrolments. Pie chart is based on the number of students who wrote the CRT.

* Mushuau Innu Natuashish School and Sheshatshiu Innu School are excluded from district and provincial results.

District 2 - Western

School #: 024 James Cook Memorial

Demand Writing

School

District

Province

Creative Writing

Persuasive Writing

Creative Writing

Persuasive Writing

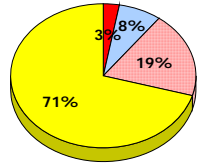
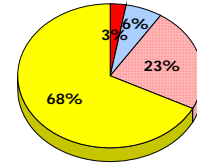
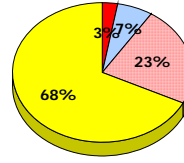
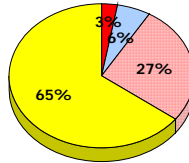
Creative Writing

Persuasive Writing

2013

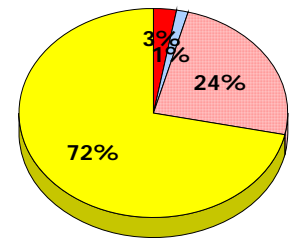
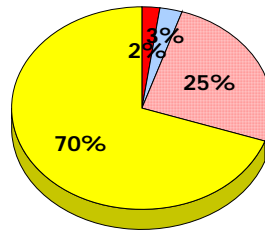
Apr 30, 2013 (1)

School data with 5 or fewer students withheld for reasons of confidentiality.



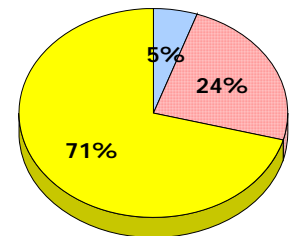
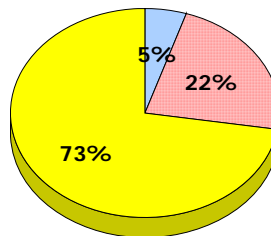
2012

Apr 30, 2012 (4)



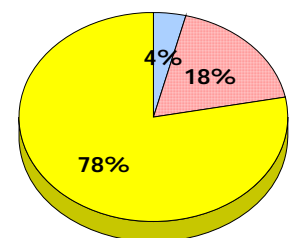
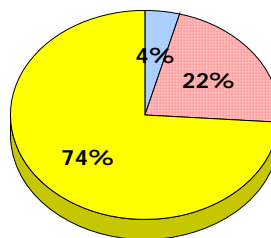
2011

AGR (1)



2010

AGR (1)



Exemption

Unknown

Not Yet Meeting

Meeting or Exceeding

* In some cases, CRT numbers may exceed AGR numbers based on late enrolments. Pie chart is based on the number of students who wrote the CRT.
* Mushuau Innu Natuashish School and Sheshatshiu Innu School are excluded from district and provincial results.

Elementary English Language Arts
4 Year Provincial Assessment, June 2013
Student Population Report
(average scores)

District 2 - Western

School #: 024 James Cook Memorial

Reading

School

District

Province

Non - Fiction

Fiction

Non - Fiction

Fiction

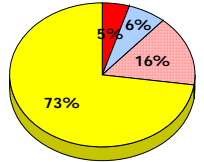
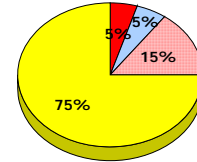
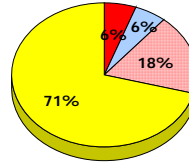
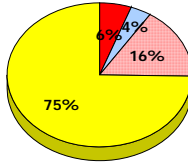
Non - Fiction

Fiction

2013

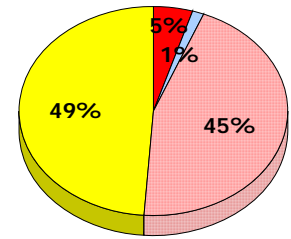
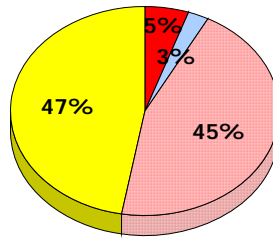
Apr 30,
2013 (1)

*School data with 5 or fewer students
withheld for reasons of confidentiality.*



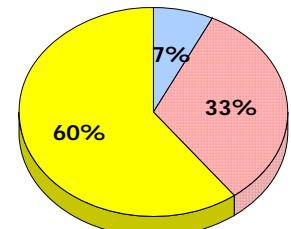
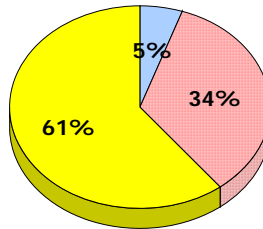
2012

Apr 30,
2012 (4)



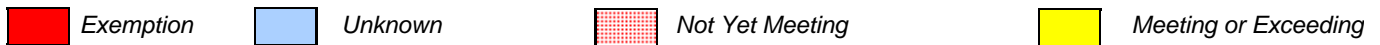
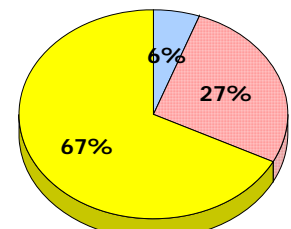
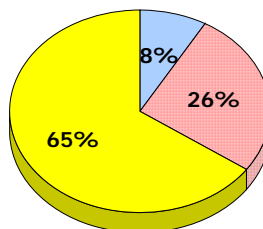
2011

AGR (1)



2010

AGR (1)



* In some cases, CRT numbers may exceed AGR numbers based on late enrolments. Pie chart is based on the number of students who wrote the CRT.
 * Mushuau Innu Natuashish School and Sheshatshiu Innu School are excluded from district and provincial results.

**Elementary English Language Arts
4 Year Provincial Assessment, June 2013
Student Population Report**
(average scores)

District 2 - Western

School #: 024 James Cook Memorial

Demand Writing

Percentage of students at level 3 or above (2010 - 2013)

School data with 5 or fewer students withheld for reasons of confidentiality.



Reading

Percentage of students at level 3 or above (2010 - 2013)

School data with 5 or fewer students withheld for reasons of confidentiality.



* In some cases, CRT numbers may exceed AGR numbers based on late enrolments. Pie chart is based on the number of students who wrote the CRT.

* Mushuau Innu Natuashish School and Sheshatshiu Innu School are excluded from district and provincial results.

District 2 - Western

School #: 026 H.G. Fillier Academy

Demand Writing

School

District

Province

Creative Writing

Persuasive Writing

Creative Writing

Persuasive Writing

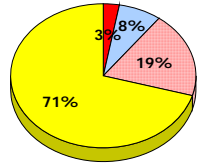
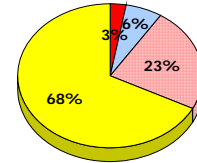
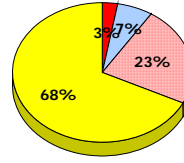
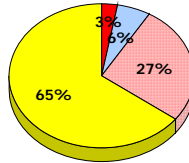
Creative Writing

Persuasive Writing

2013

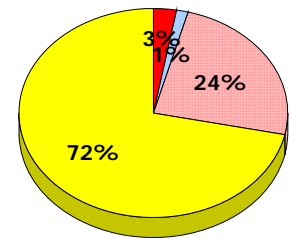
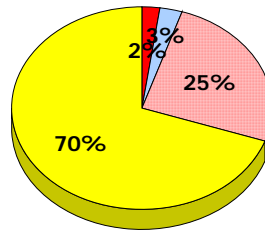
Apr 30, 2013 (3)

School data with 5 or fewer students withheld for reasons of confidentiality.



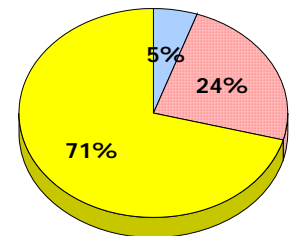
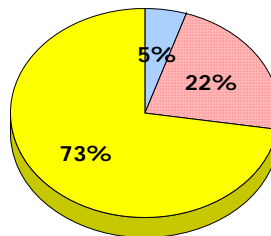
2012

Apr 30, 2012 (6)



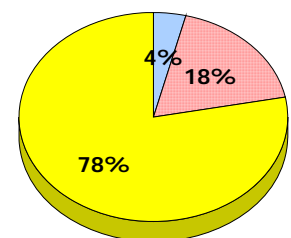
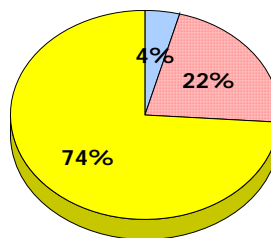
2011

AGR (12)



2010

AGR (3)



Exemption

Unknown

Not Yet Meeting

Meeting or Exceeding

* In some cases, CRT numbers may exceed AGR numbers based on late enrolments. Pie chart is based on the number of students who wrote the CRT.
* Mushuau Innu Natuashish School and Sheshatshiu Innu School are excluded from district and provincial results.

Elementary English Language Arts
4 Year Provincial Assessment, June 2013
Student Population Report
(average scores)

District 2 - Western

School #: 026 H.G. Fillier Academy

Reading

School

District

Province

Non - Fiction

Fiction

Non - Fiction

Fiction

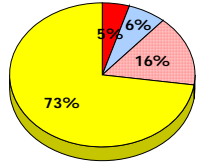
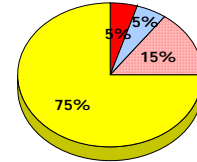
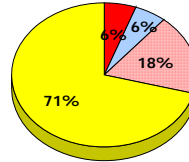
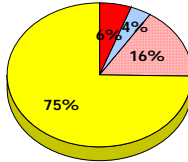
Non - Fiction

Fiction

2013

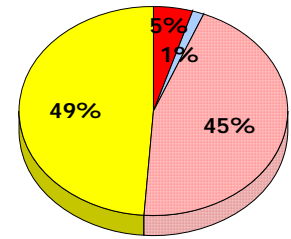
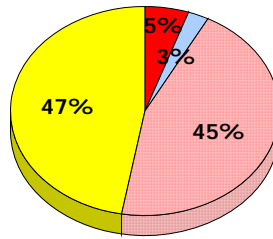
Apr 30,
2013 (3)

*School data with 5 or fewer students
withheld for reasons of confidentiality.*



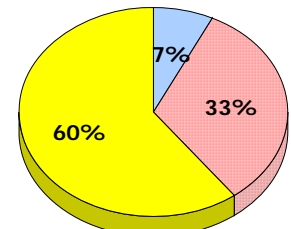
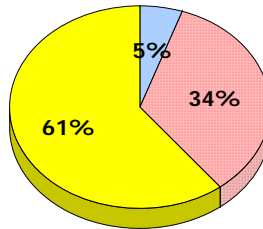
2012

Apr 30,
2012 (6)



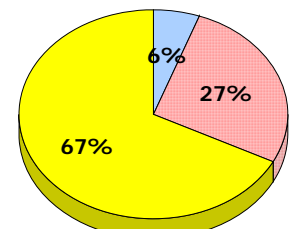
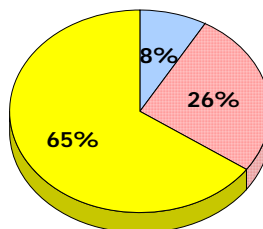
2011

AGR (12)



2010

AGR (3)



■ Exemption
 ■ Unknown
 ■ Not Yet Meeting
 ■ Meeting or Exceeding

* In some cases, CRT numbers may exceed AGR numbers based on late enrolments. Pie chart is based on the number of students who wrote the CRT.
 * Mushuau Innu Natuashish School and Sheshatshiu Innu School are excluded from district and provincial results.

**Elementary English Language Arts
4 Year Provincial Assessment, June 2013
Student Population Report**
(average scores)

District 2 - Western

School #: 026 H.G. Fillier Academy

Demand Writing

Percentage of students at level 3 or above (2010 - 2013)

School data with 5 or fewer students withheld for reasons of confidentiality.



Reading

Percentage of students at level 3 or above (2010 - 2013)

School data with 5 or fewer students withheld for reasons of confidentiality.



* In some cases, CRT numbers may exceed AGR numbers based on late enrolments. Pie chart is based on the number of students who wrote the CRT.

* Mushuau Innu Natuashish School and Sheshatshiu Innu School are excluded from district and provincial results.

District 2 - Western

School #: 027 Canon Richards Memorial Academy

Demand Writing

School

District

Province

Creative Writing

Persuasive Writing

Creative Writing

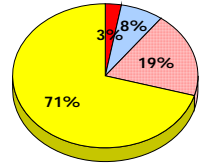
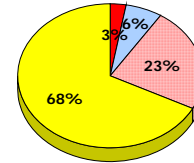
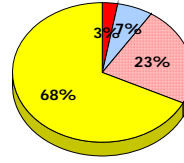
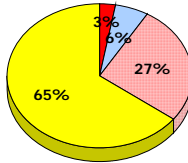
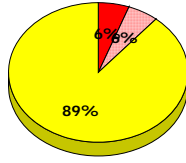
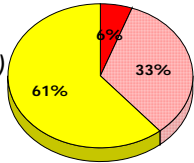
Persuasive Writing

Creative Writing

Persuasive Writing

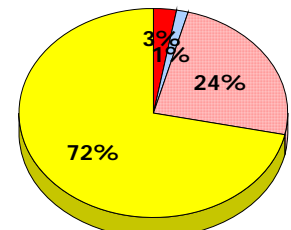
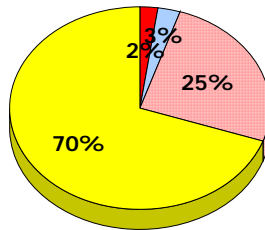
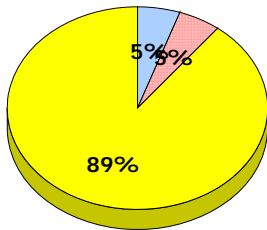
2013

Apr 30, 2013 (18)



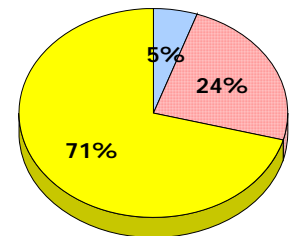
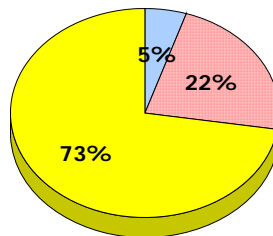
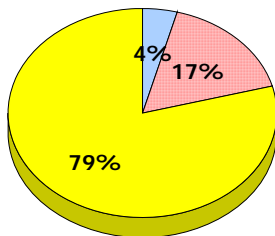
2012

Apr 30, 2012 (19)



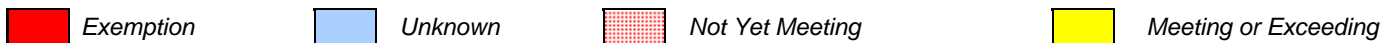
2011

AGR (24)



2010

AGR (0)



* In some cases, CRT numbers may exceed AGR numbers based on late enrolments. Pie chart is based on the number of students who wrote the CRT.
* Mushuau Innu Natuashish School and Sheshatshiu Innu School are excluded from district and provincial results.

District 2 - Western

School #: 027 Canon Richards Memorial Academy

Reading

School

District

Province

Non - Fiction

Fiction

Non - Fiction

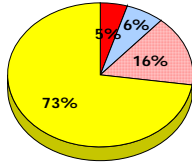
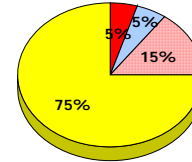
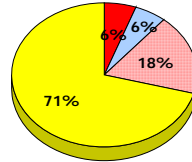
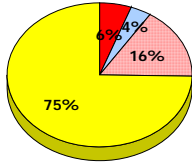
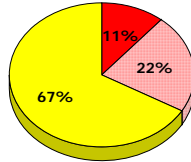
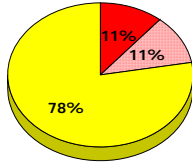
Fiction

Non - Fiction

Fiction

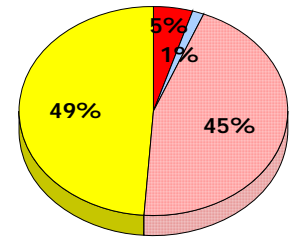
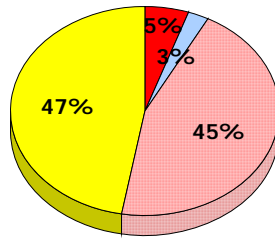
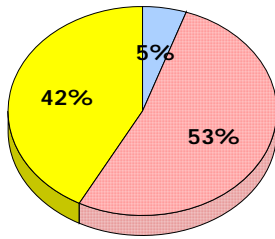
2013

Apr 30,
2013 (18)



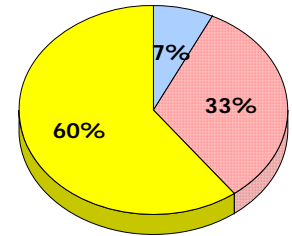
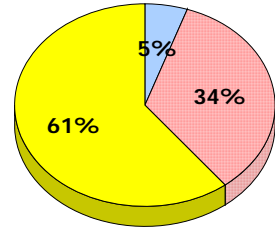
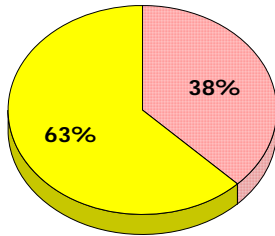
2012

Apr 30,
2012 (19)



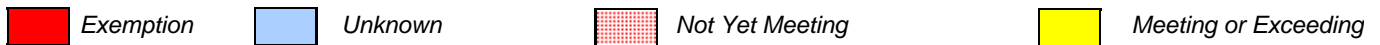
2011

AGR (24)



2010

AGR (0)

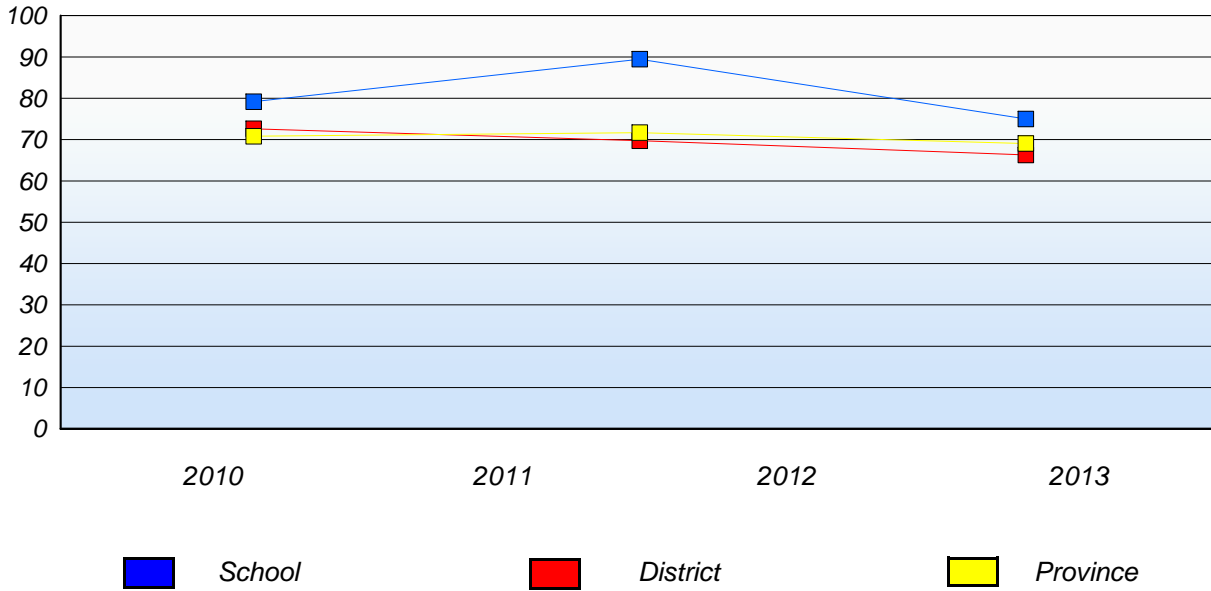


* In some cases, CRT numbers may exceed AGR numbers based on late enrolments. Pie chart is based on the number of students who wrote the CRT.
* Mushuau Innu Natuashish School and Sheshatshiu Innu School are excluded from district and provincial results.

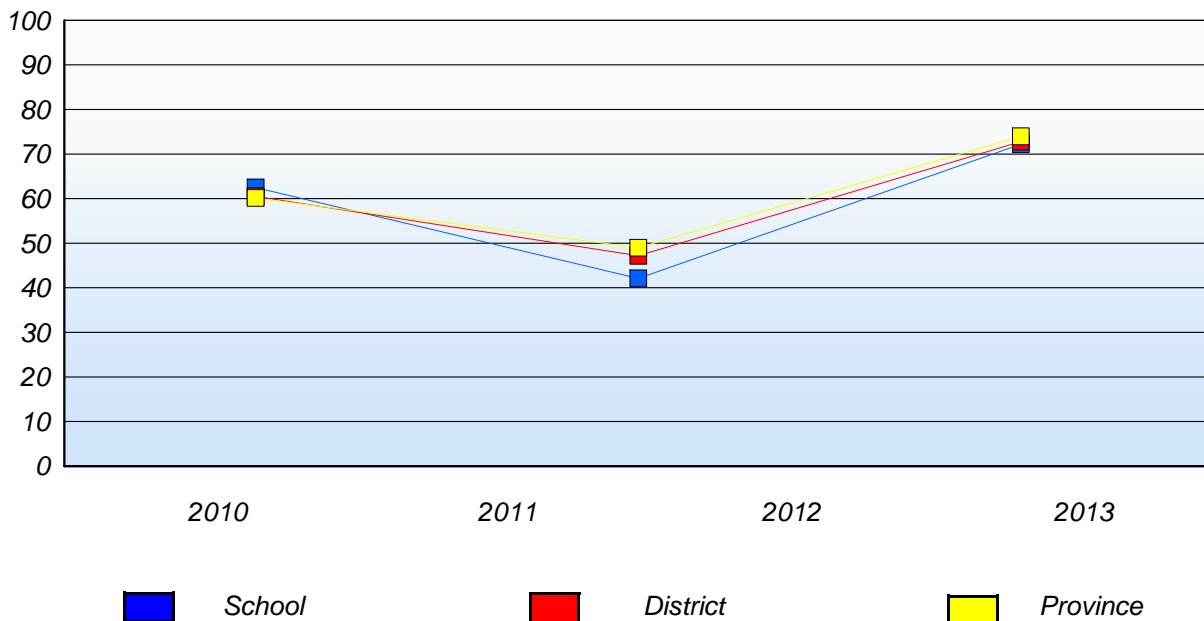
District 2 - Western

School #: 027 Canon Richards Memorial Academy

Demand Writing
Percentage of students at level 3 or above (2010 - 2013)



Reading
Percentage of students at level 3 or above (2010 - 2013)



* In some cases, CRT numbers may exceed AGR numbers based on late enrolments. Pie chart is based on the number of students who wrote the CRT.
* Mushuau Innu Natuashish School and Sheshatshiu Innu School are excluded from district and provincial results.

District 2 - Western

School #: 032 Truman Eddison Memorial

Demand Writing

School

District

Province

Creative Writing

Persuasive Writing

Creative Writing

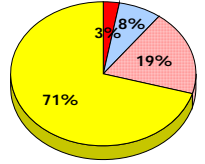
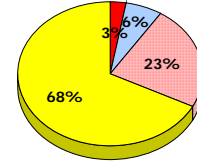
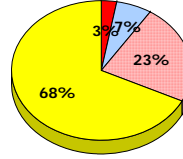
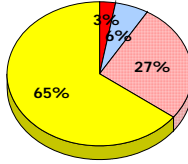
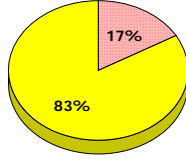
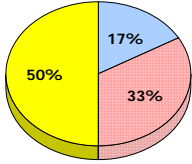
Persuasive Writing

Creative Writing

Persuasive Writing

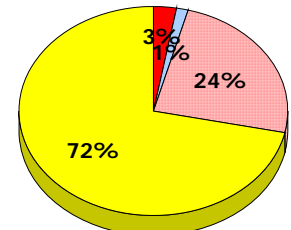
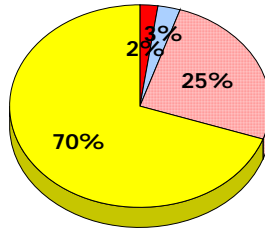
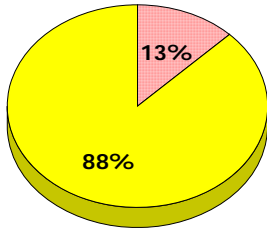
2013

Apr 30, 2013 (6)



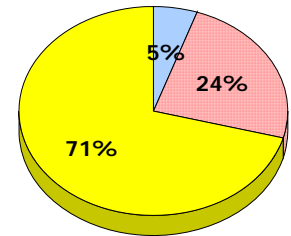
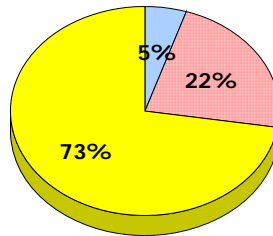
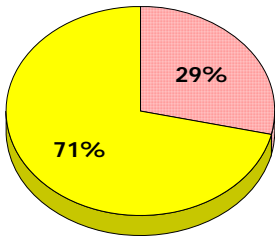
2012

Apr 30, 2012 (8)



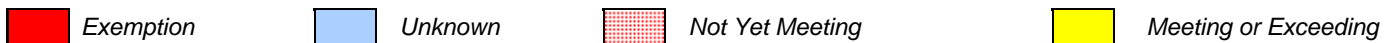
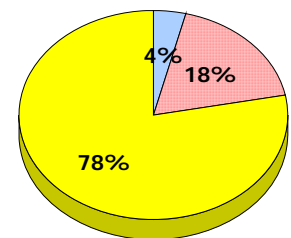
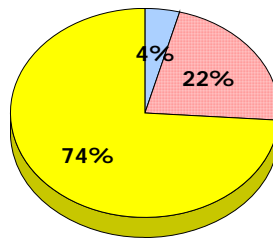
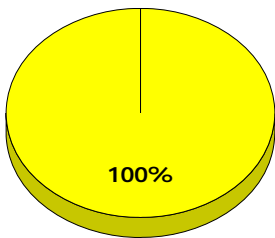
2011

AGR (7)



2010

AGR (5)



* In some cases, CRT numbers may exceed AGR numbers based on late enrolments. Pie chart is based on the number of students who wrote the CRT.
 * Mushuau Innu Natuashish School and Sheshatshiu Innu School are excluded from district and provincial results.

Elementary English Language Arts
4 Year Provincial Assessment, June 2013
Student Population Report
(average scores)

District 2 - Western

School #: 032 Truman Edison Memorial

Reading

School

District

Province

Non - Fiction

Fiction

Non - Fiction

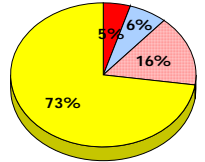
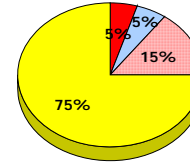
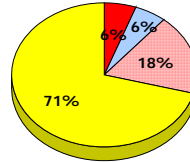
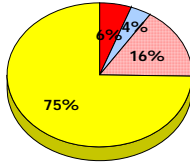
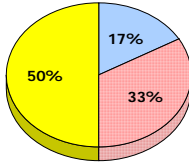
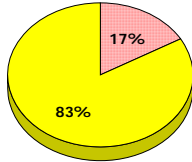
Fiction

Non - Fiction

Fiction

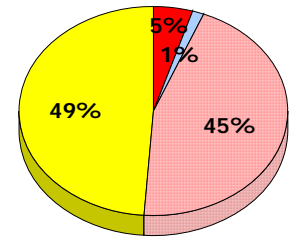
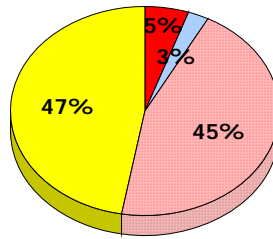
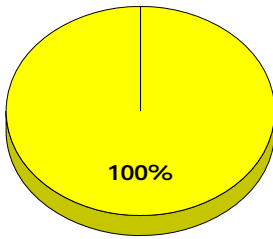
2013

Apr 30,
2013 (6)



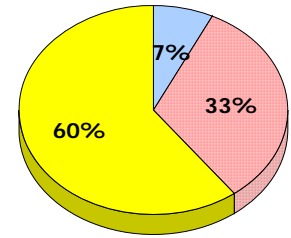
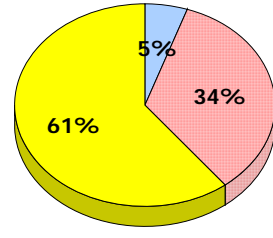
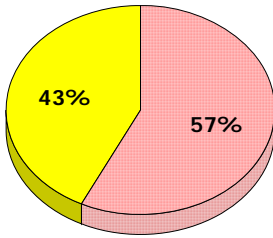
2012

Apr 30,
2012 (8)



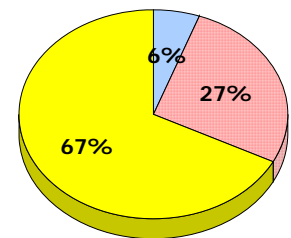
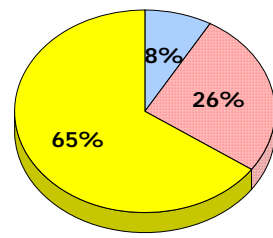
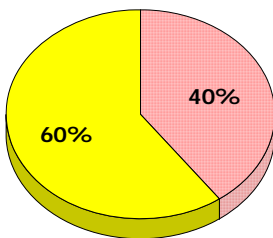
2011

AGR (7)



2010

AGR (5)



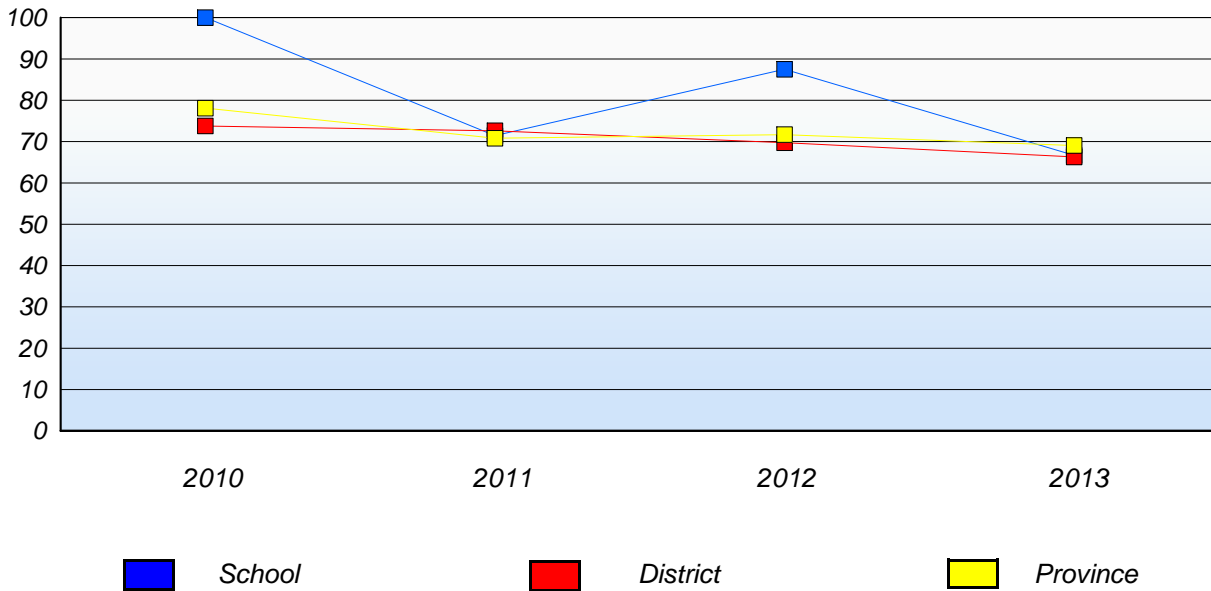
■ Exemption
 ■ Unknown
 ■ Not Yet Meeting
 ■ Meeting or Exceeding

* In some cases, CRT numbers may exceed AGR numbers based on late enrolments. Pie chart is based on the number of students who wrote the CRT.
 * Mushuau Innu Natuashish School and Sheshatshiu Innu School are excluded from district and provincial results.

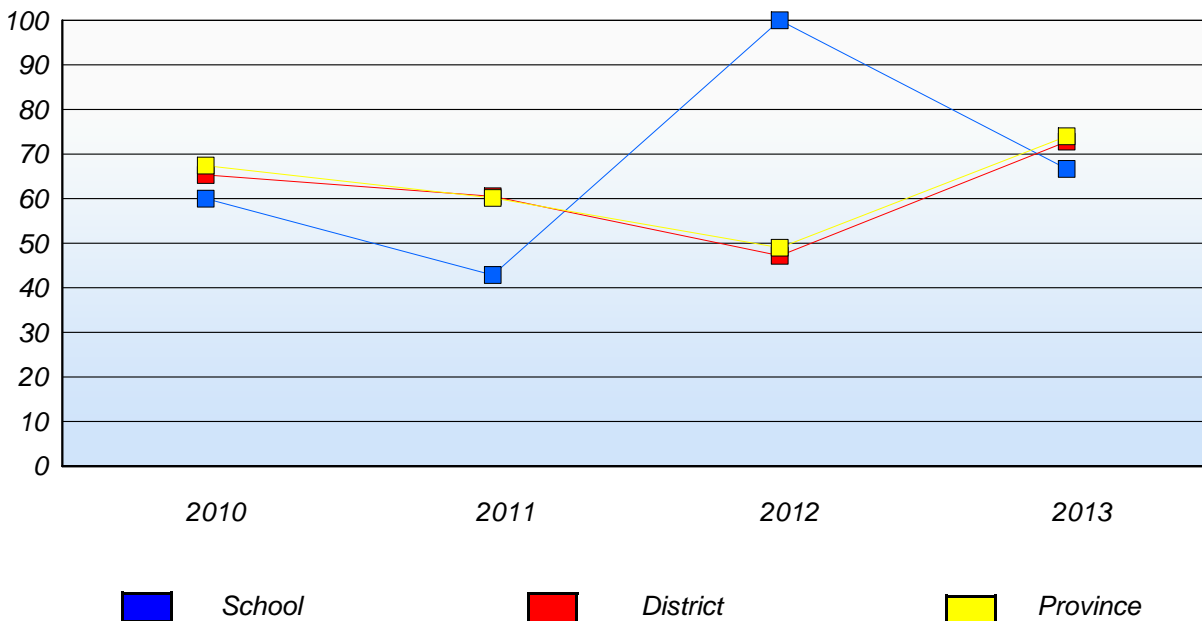
District 2 - Western

School #: 032 Truman Eddison Memorial

Demand Writing
Percentage of students at level 3 or above (2010 - 2013)



Reading
Percentage of students at level 3 or above (2010 - 2013)



* In some cases, CRT numbers may exceed AGR numbers based on late enrolments. Pie chart is based on the number of students who wrote the CRT.
* Mushuau Innu Natuashish School and Sheshatshiu Innu School are excluded from district and provincial results.

District 2 - Western

School #: 039 Mary Simms All-Grade

Demand Writing

School

District

Province

Creative Writing

Persuasive Writing

Creative Writing

Persuasive Writing

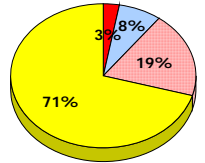
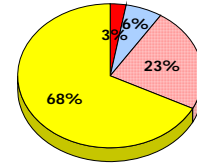
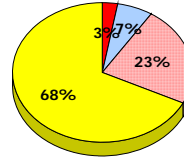
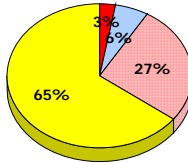
Creative Writing

Persuasive Writing

2013

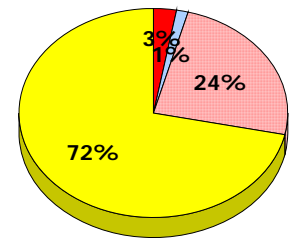
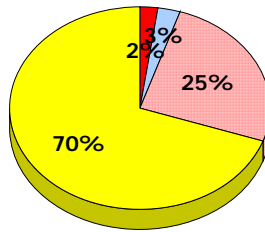
Apr 30, 2013 (2)

School data with 5 or fewer students withheld for reasons of confidentiality.



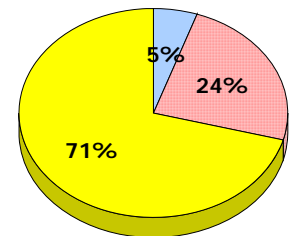
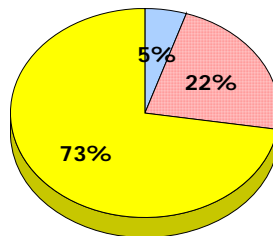
2012

Apr 30, 2012 (1)



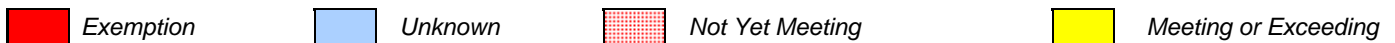
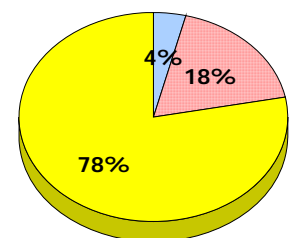
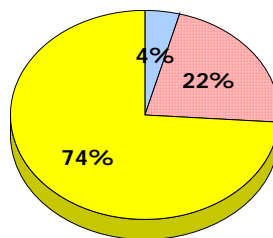
2011

AGR (0)



2010

AGR (2)



* In some cases, CRT numbers may exceed AGR numbers based on late enrolments. Pie chart is based on the number of students who wrote the CRT.
* Mushuau Innu Natuashish School and Sheshatshiu Innu School are excluded from district and provincial results.

Elementary English Language Arts
4 Year Provincial Assessment, June 2013
Student Population Report
(average scores)

District 2 - Western

School #: 039 Mary Simms All-Grade

Reading

School

District

Province

Non - Fiction

Fiction

Non - Fiction

Fiction

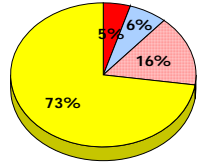
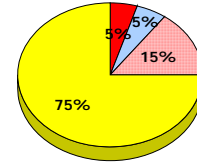
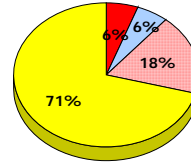
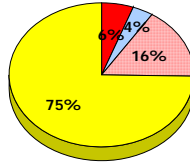
Non - Fiction

Fiction

2013

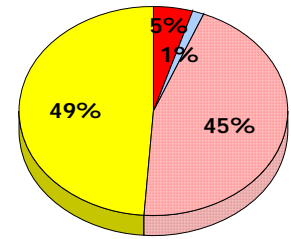
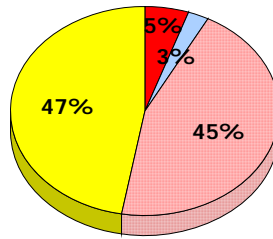
Apr 30,
2013 (2)

*School data with 5 or fewer students
withheld for reasons of confidentiality.*



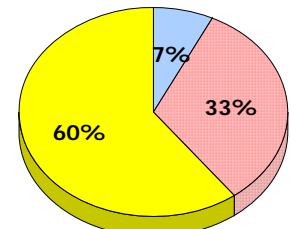
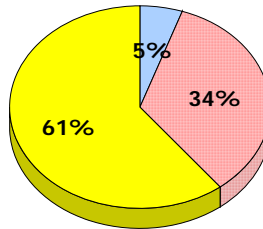
2012

Apr 30,
2012 (1)



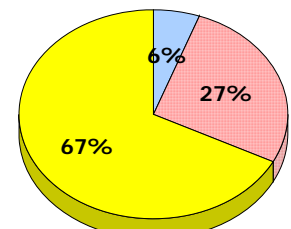
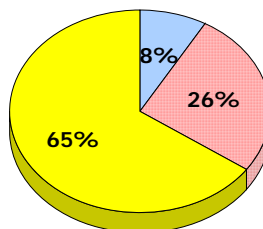
2011

AGR (0)



2010

AGR (2)



■ Exemption
 ■ Unknown
 ■ Not Yet Meeting
 ■ Meeting or Exceeding

* In some cases, CRT numbers may exceed AGR numbers based on late enrolments. Pie chart is based on the number of students who wrote the CRT.
 * Mushuau Innu Natuashish School and Sheshatshiu Innu School are excluded from district and provincial results.

**Elementary English Language Arts
4 Year Provincial Assessment, June 2013
Student Population Report**
(average scores)

District 2 - Western

School #: 039 Mary Simms All-Grade

Demand Writing

Percentage of students at level 3 or above (2010 - 2013)

School data with 5 or fewer students withheld for reasons of confidentiality.



Reading

Percentage of students at level 3 or above (2010 - 2013)

School data with 5 or fewer students withheld for reasons of confidentiality.



* In some cases, CRT numbers may exceed AGR numbers based on late enrolments. Pie chart is based on the number of students who wrote the CRT.

* Mushuau Innu Natuashish School and Sheshatshiu Innu School are excluded from district and provincial results.

District 2 - Western

School #: 040 St. Mary's AG

Demand Writing

School

District

Province

Creative Writing

Persuasive Writing

Creative Writing

Persuasive Writing

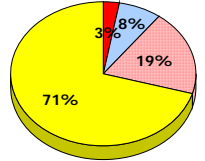
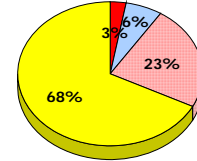
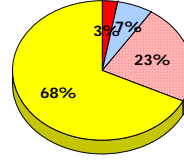
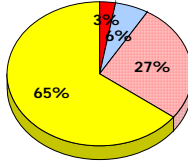
Creative Writing

Persuasive Writing

2013

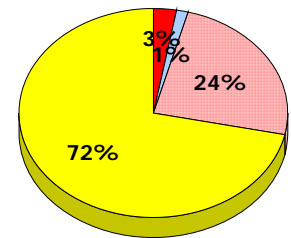
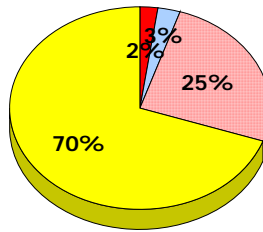
Apr 30, 2013 (5)

School data with 5 or fewer students withheld for reasons of confidentiality.



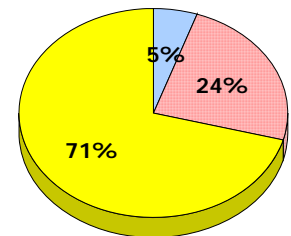
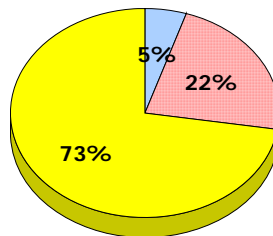
2012

Apr 30, 2012 (7)



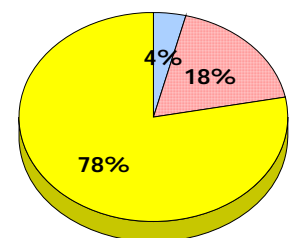
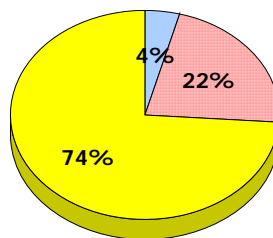
2011

AGR (4)



2010

AGR (7)



■ Exemption
 ■ Unknown
 ■ Not Yet Meeting
 ■ Meeting or Exceeding

* In some cases, CRT numbers may exceed AGR numbers based on late enrolments. Pie chart is based on the number of students who wrote the CRT.
 * Mushuau Innu Natuashish School and Sheshatshiu Innu School are excluded from district and provincial results.

Elementary English Language Arts
4 Year Provincial Assessment, June 2013
Student Population Report
(average scores)

District 2 - Western

School #: 040 St. Mary's AG

Reading

School

District

Province

Non - Fiction

Fiction

Non - Fiction

Fiction

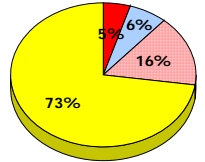
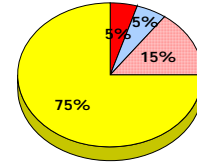
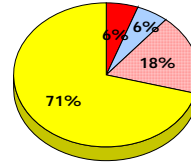
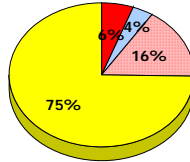
Non - Fiction

Fiction

2013

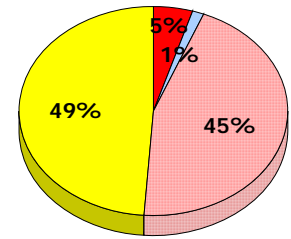
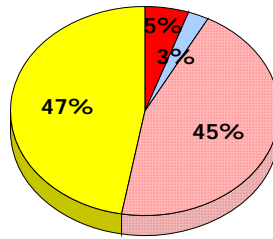
Apr 30,
2013 (5)

*School data with 5 or fewer students
withheld for reasons of confidentiality.*



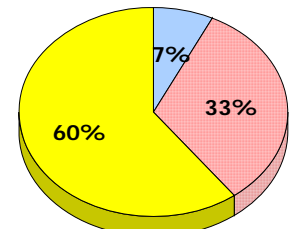
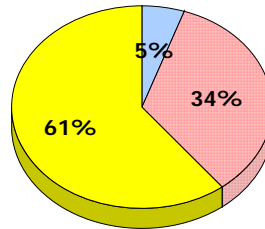
2012

Apr 30,
2012 (7)



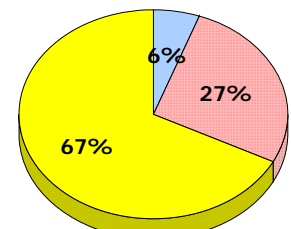
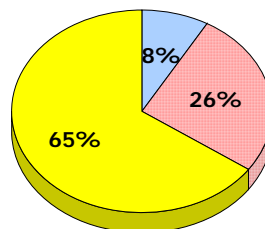
2011

AGR (4)



2010

AGR (7)



■ Exemption
 ■ Unknown
 ■ Not Yet Meeting
 ■ Meeting or Exceeding

* In some cases, CRT numbers may exceed AGR numbers based on late enrolments. Pie chart is based on the number of students who wrote the CRT.
 * Mushuau Innu Natuashish School and Sheshatshiu Innu School are excluded from district and provincial results.

**Elementary English Language Arts
4 Year Provincial Assessment, June 2013
Student Population Report**
(average scores)

District 2 - Western

School #: 040 St. Mary's AG

Demand Writing

Percentage of students at level 3 or above (2010 - 2013)

School data with 5 or fewer students withheld for reasons of confidentiality.



Reading

Percentage of students at level 3 or above (2010 - 2013)

School data with 5 or fewer students withheld for reasons of confidentiality.



* In some cases, CRT numbers may exceed AGR numbers based on late enrolments. Pie chart is based on the number of students who wrote the CRT.

* Mushuau Innu Natuashish School and Sheshatshiu Innu School are excluded from district and provincial results.

District 2 - Western

School #: 046 Bayside Academy

Demand Writing

School

District

Province

Creative Writing

Persuasive Writing

Creative Writing

Persuasive Writing

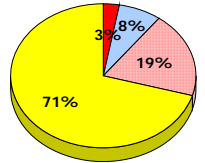
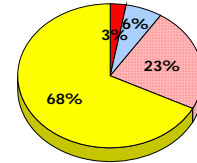
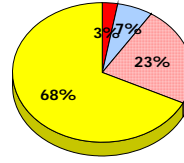
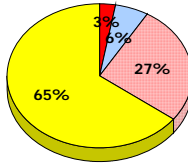
Creative Writing

Persuasive Writing

2013

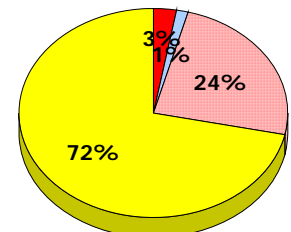
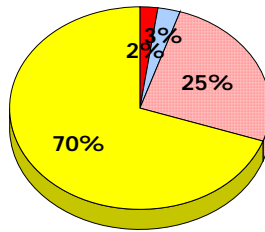
Apr 30, 2013 (5)

School data with 5 or fewer students withheld for reasons of confidentiality.



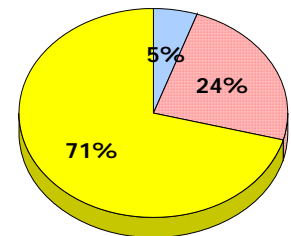
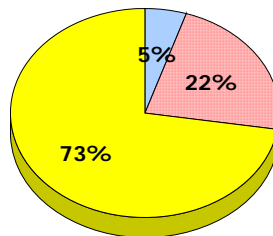
2012

Apr 30, 2012 (5)



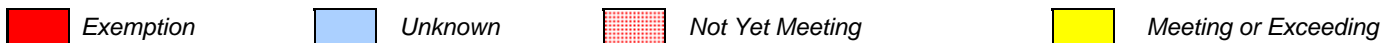
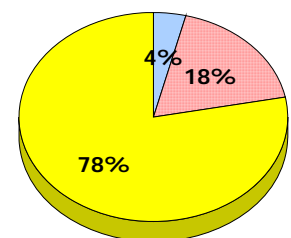
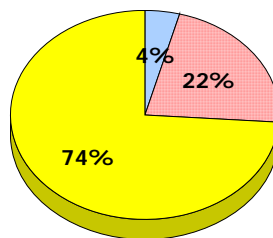
2011

AGR (4)



2010

AGR (4)



* In some cases, CRT numbers may exceed AGR numbers based on late enrolments. Pie chart is based on the number of students who wrote the CRT.
* Mushuau Innu Natuashish School and Sheshatshiu Innu School are excluded from district and provincial results.

Elementary English Language Arts
4 Year Provincial Assessment, June 2013
Student Population Report
(average scores)

District 2 - Western

School #: 046 Bayside Academy

Reading

School

District

Province

Non - Fiction

Fiction

Non - Fiction

Fiction

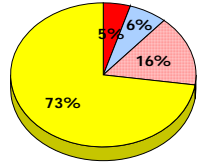
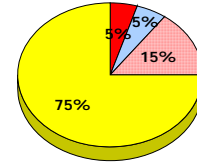
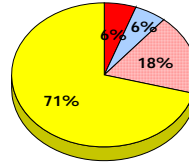
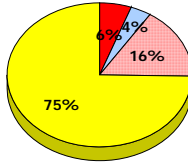
Non - Fiction

Fiction

2013

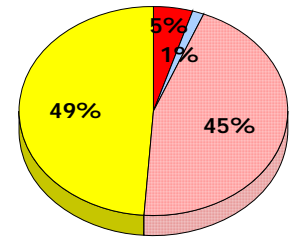
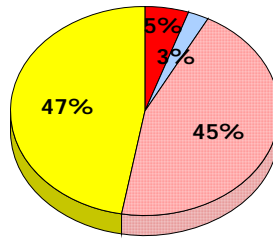
Apr 30,
2013 (5)

*School data with 5 or fewer students
withheld for reasons of confidentiality.*



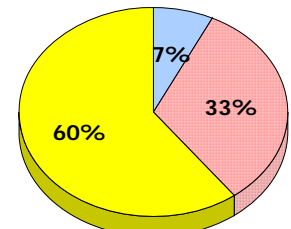
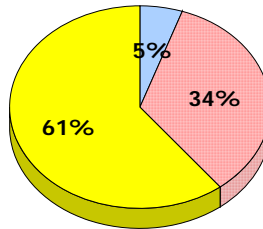
2012

Apr 30,
2012 (5)



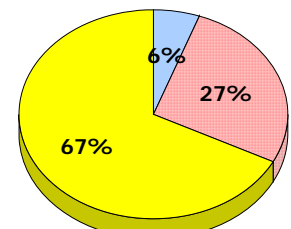
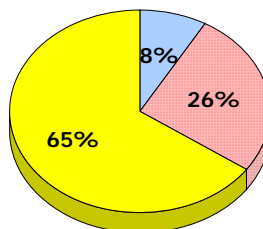
2011

AGR (4)



2010

AGR (4)



■ Exemption
 ■ Unknown
 ■ Not Yet Meeting
 ■ Meeting or Exceeding

* In some cases, CRT numbers may exceed AGR numbers based on late enrolments. Pie chart is based on the number of students who wrote the CRT.
 * Mushuau Innu Natuashish School and Sheshatshiu Innu School are excluded from district and provincial results.

**Elementary English Language Arts
4 Year Provincial Assessment, June 2013
Student Population Report**
(average scores)

District 2 - Western

School #: 046 Bayside Academy

Demand Writing

Percentage of students at level 3 or above (2010 - 2013)

School data with 5 or fewer students withheld for reasons of confidentiality.



Reading

Percentage of students at level 3 or above (2010 - 2013)

School data with 5 or fewer students withheld for reasons of confidentiality.



* In some cases, CRT numbers may exceed AGR numbers based on late enrolments. Pie chart is based on the number of students who wrote the CRT.

* Mushuau Innu Natuashish School and Sheshatshiu Innu School are excluded from district and provincial results.

District 2 - Western

School #: 050 Basque Memorial

Demand Writing

School

District

Province

Creative Writing

Persuasive Writing

Creative Writing

Persuasive Writing

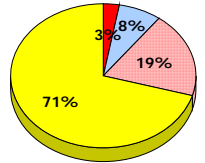
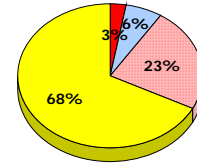
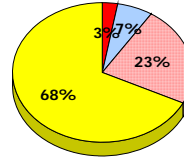
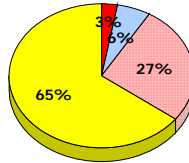
Creative Writing

Persuasive Writing

2013

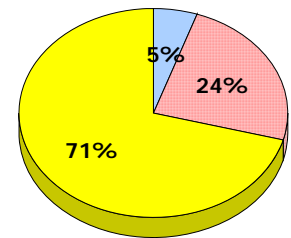
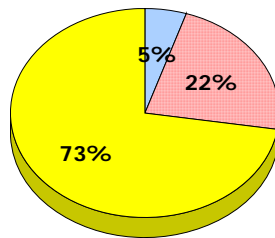
Apr 30, 2013 (2)

School data with 5 or fewer students withheld for reasons of confidentiality.



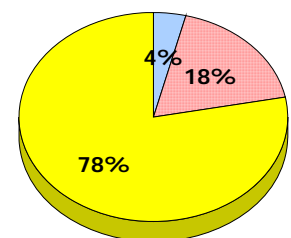
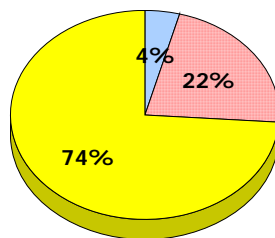
2012

Apr 30, 2012 (0)




2011

AGR (2)



2010

AGR (2)



* In some cases, CRT numbers may exceed AGR numbers based on late enrolments. Pie chart is based on the number of students who wrote the CRT.
* Mushuau Innu Natuashish School and Sheshatshiu Innu School are excluded from district and provincial results.

Elementary English Language Arts
4 Year Provincial Assessment, June 2013
Student Population Report
(average scores)

District 2 - Western

School #: 050 Basque Memorial

Reading

School

District

Province

Non - Fiction

Fiction

Non - Fiction

Fiction

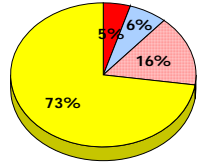
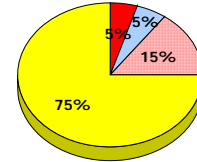
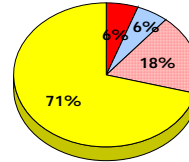
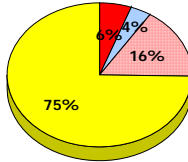
Non - Fiction

Fiction

2013

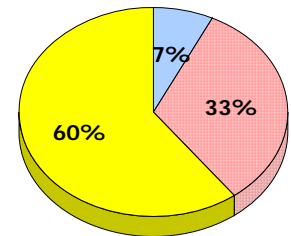
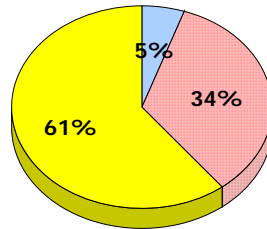
Apr 30,
2013 (2)

*School data with 5 or fewer students
withheld for reasons of confidentiality.*



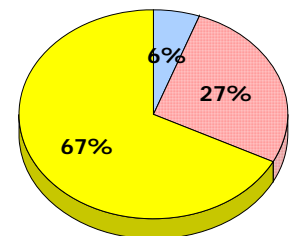
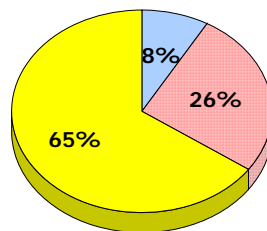
2012

Apr 30,
2012 (0)



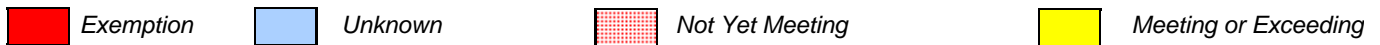
2011

AGR (2)



2010

AGR (2)



* In some cases, CRT numbers may exceed AGR numbers based on late enrolments. Pie chart is based on the number of students who wrote the CRT.
* Mushuau Innu Natuashish School and Sheshatshiu Innu School are excluded from district and provincial results.

District 2 - Western

School #: 050 Basque Memorial

Demand Writing

Percentage of students at level 3 or above (2010 - 2013)

School data with 5 or fewer students withheld for reasons of confidentiality.



Reading

Percentage of students at level 3 or above (2010 - 2013)

School data with 5 or fewer students withheld for reasons of confidentiality.



* In some cases, CRT numbers may exceed AGR numbers based on late enrolments. Pie chart is based on the number of students who wrote the CRT.

* Mushuau Innu Natuashish School and Sheshatshiu Innu School are excluded from district and provincial results.

District 2 - Western

School #: 053 St. Anthony Elementary

Demand Writing

School

District

Province

Creative Writing

Persuasive Writing

Creative Writing

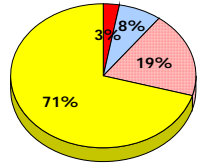
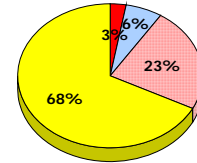
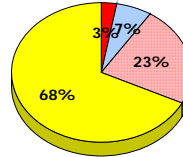
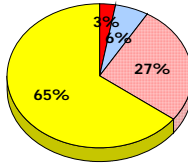
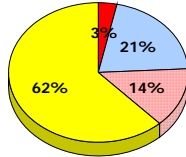
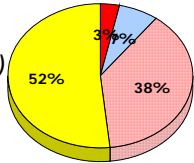
Persuasive Writing

Creative Writing

Persuasive Writing

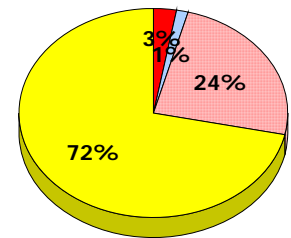
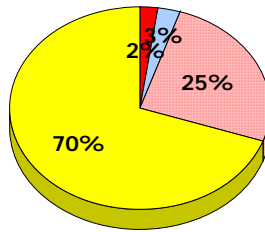
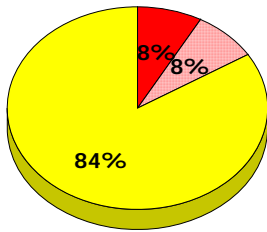
2013

Apr 30, 2013 (29)



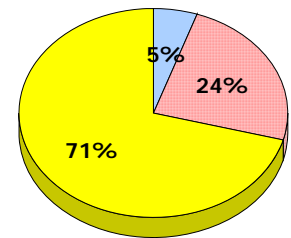
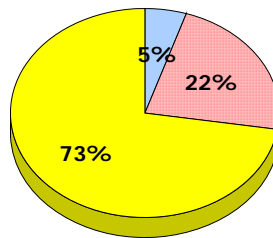
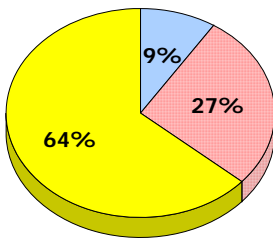
2012

Apr 30, 2012 (36)



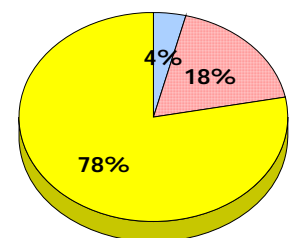
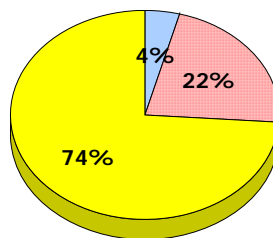
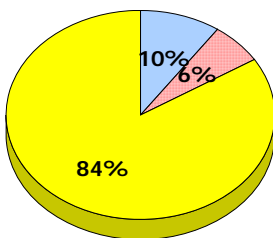
2011

AGR (33)



2010

AGR (31)



■ Exemption
 ■ Unknown
 ■ Not Yet Meeting
 ■ Meeting or Exceeding

* In some cases, CRT numbers may exceed AGR numbers based on late enrolments. Pie chart is based on the number of students who wrote the CRT.
 * Mushuau Innu Natuashish School and Sheshatshiu Innu School are excluded from district and provincial results.

Elementary English Language Arts
4 Year Provincial Assessment, June 2013
Student Population Report
(average scores)

District 2 - Western

School #: 053 St. Anthony Elementary

Reading

School

District

Province

Non - Fiction

Fiction

Non - Fiction

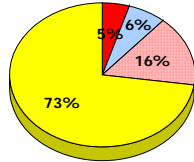
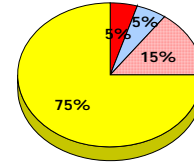
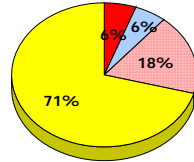
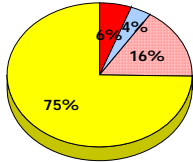
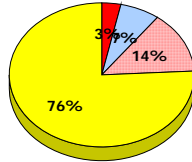
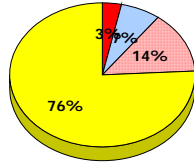
Fiction

Non - Fiction

Fiction

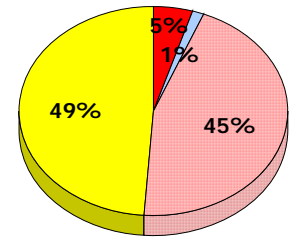
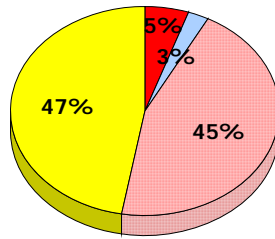
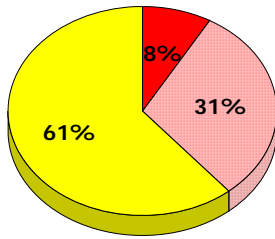
2013

Apr 30,
2013 (29)



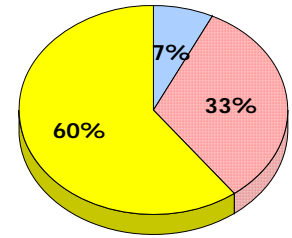
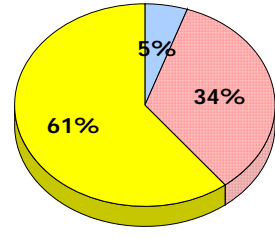
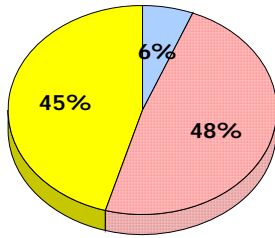
2012

Apr 30,
2012 (36)



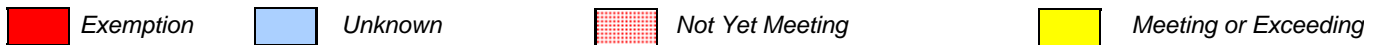
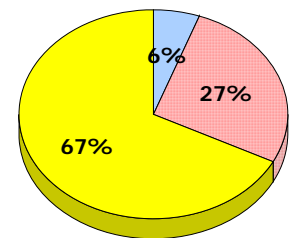
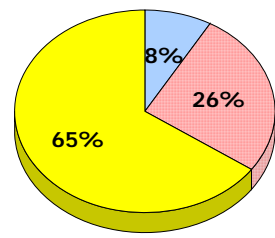
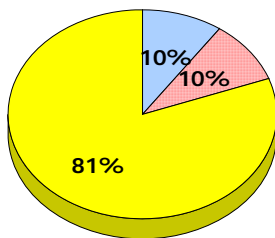
2011

AGR (33)



2010

AGR (31)



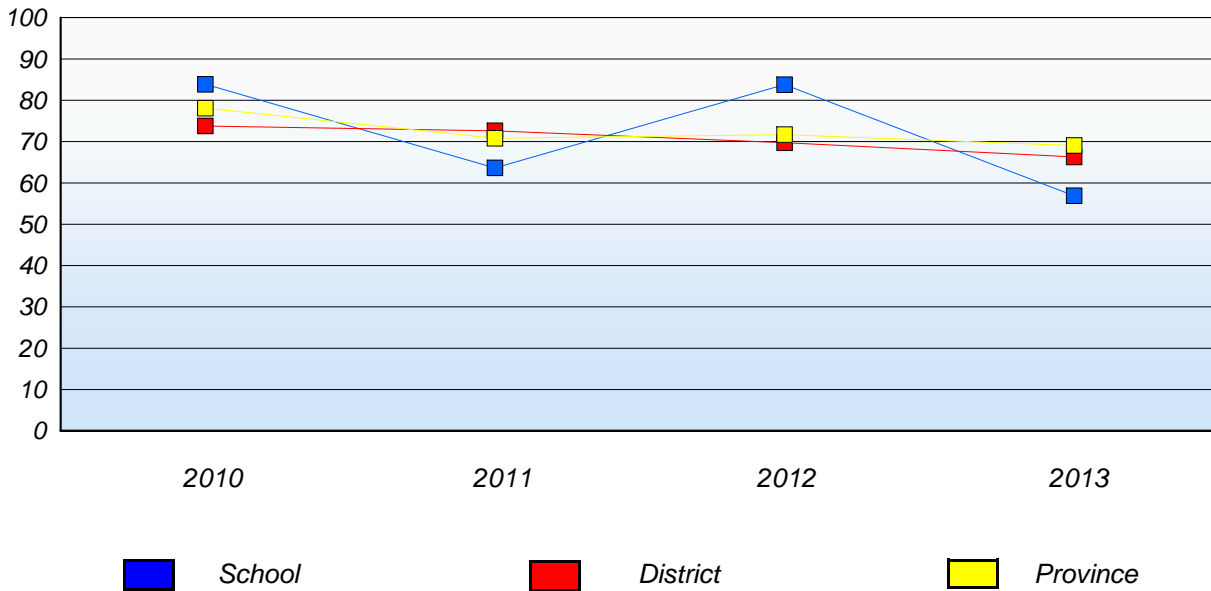
* In some cases, CRT numbers may exceed AGR numbers based on late enrolments. Pie chart is based on the number of students who wrote the CRT.
 * Mushuau Innu Natuashish School and Sheshatshiu Innu School are excluded from district and provincial results.

**Elementary English Language Arts
4 Year Provincial Assessment, June 2013
Student Population Report**
(average scores)

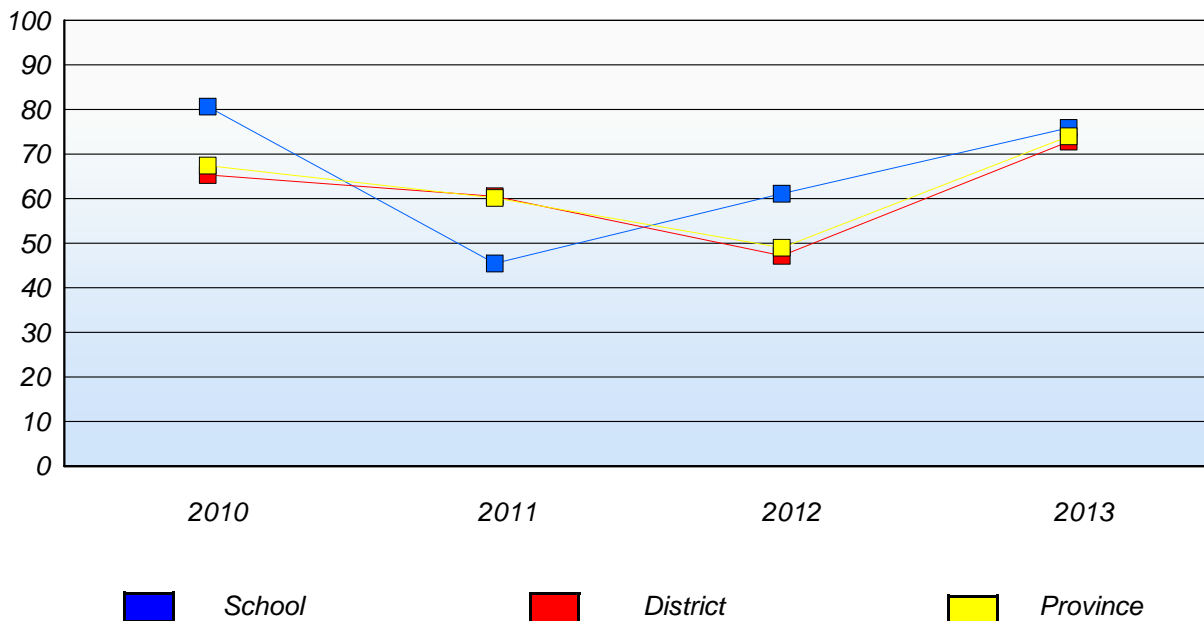
District 2 - Western

School #: 053 St. Anthony Elementary

Demand Writing
Percentage of students at level 3 or above (2010 - 2013)



Reading
Percentage of students at level 3 or above (2010 - 2013)



* In some cases, CRT numbers may exceed AGR numbers based on late enrolments. Pie chart is based on the number of students who wrote the CRT.
* Mushuau Innu Natuashish School and Sheshatshiu Innu School are excluded from district and provincial results.

District 2 - Western

School #: 054 St. Lewis Academy

Demand Writing

School

District

Province

Creative Writing

Persuasive Writing

Creative Writing

Persuasive Writing

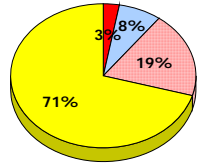
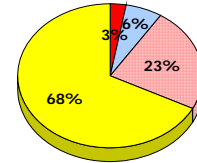
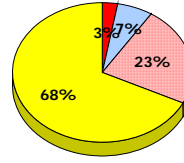
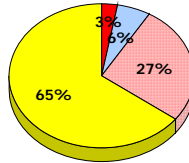
Creative Writing

Persuasive Writing

2013

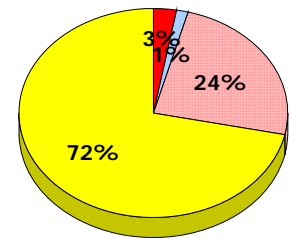
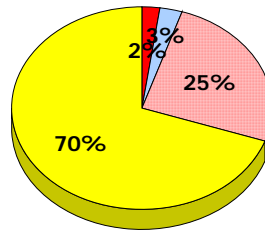
Apr 30, 2013 (2)

School data with 5 or fewer students withheld for reasons of confidentiality.



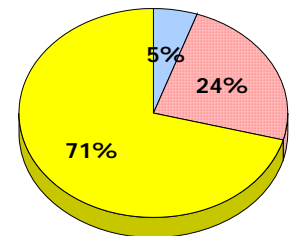
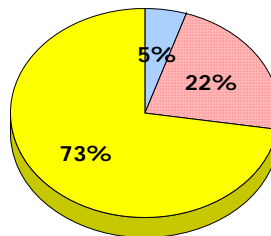
2012

Apr 30, 2012 (2)



2011

AGR (3)



2010

AGR (0)

Exemption

Unknown

Not Yet Meeting

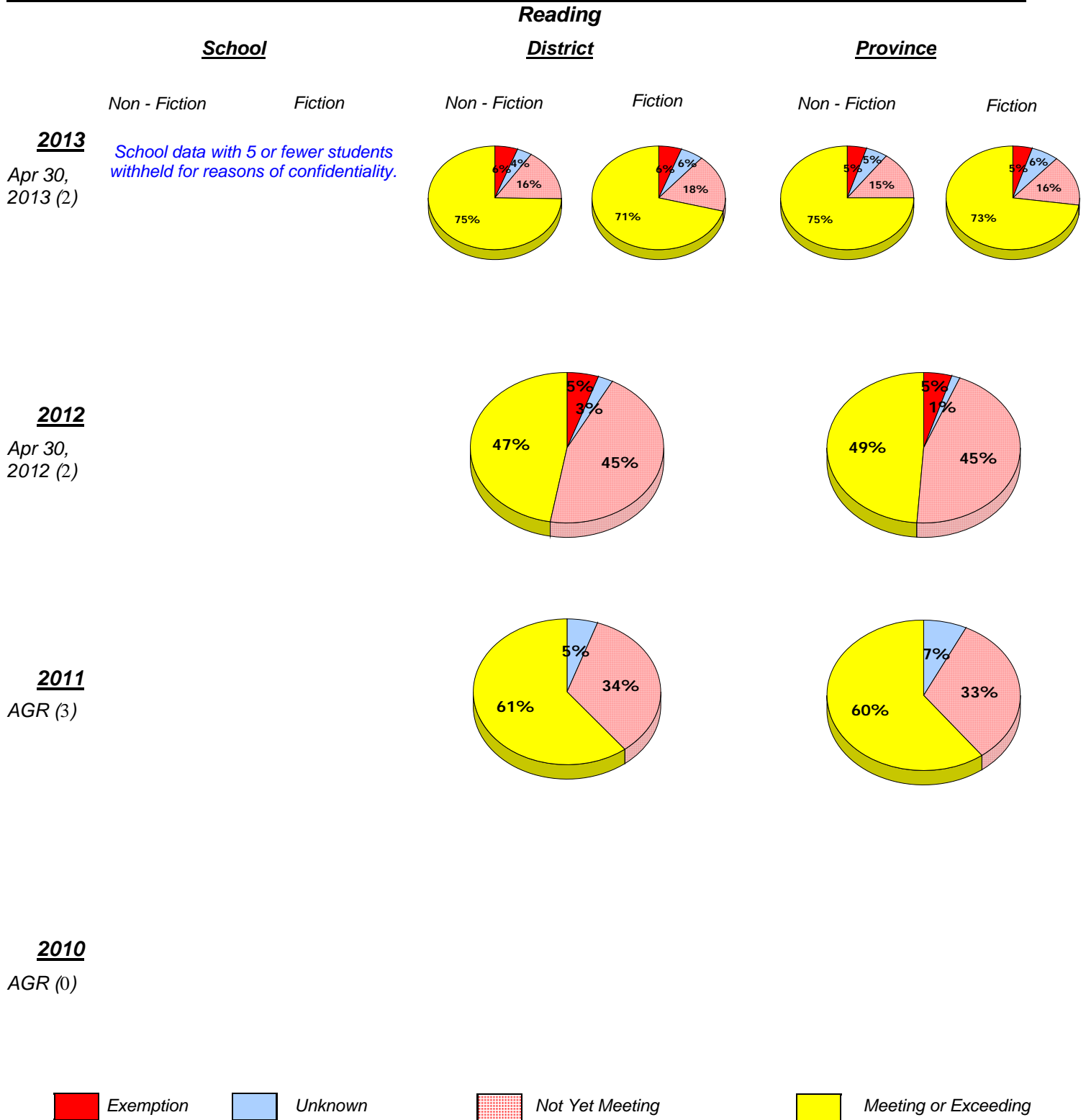
Meeting or Exceeding

* In some cases, CRT numbers may exceed AGR numbers based on late enrolments. Pie chart is based on the number of students who wrote the CRT.
* Mushuau Innu Natuashish School and Sheshatshiu Innu School are excluded from district and provincial results.

**Elementary English Language Arts
4 Year Provincial Assessment, June 2013
Student Population Report**
(average scores)

District 2 - Western

School #: 054 St. Lewis Academy



* In some cases, CRT numbers may exceed AGR numbers based on late enrolments. Pie chart is based on the number of students who wrote the CRT.
* Mushuau Innu Natuashish School and Sheshatshiu Innu School are excluded from district and provincial results.

**Elementary English Language Arts
4 Year Provincial Assessment, June 2013
Student Population Report**
(average scores)

District 2 - Western

School #: 054 St. Lewis Academy

Demand Writing

Percentage of students at level 3 or above (2010 - 2013)

School data with 5 or fewer students withheld for reasons of confidentiality.



Reading

Percentage of students at level 3 or above (2010 - 2013)

School data with 5 or fewer students withheld for reasons of confidentiality.



* In some cases, CRT numbers may exceed AGR numbers based on late enrolments. Pie chart is based on the number of students who wrote the CRT.

* Mushuau Innu Natuashish School and Sheshatshiu Innu School are excluded from district and provincial results.

District 2 - Western

School #: 057 St. Peter's Academy

Demand Writing

School

District

Province

Creative Writing

Persuasive Writing

Creative Writing

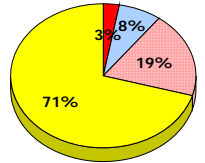
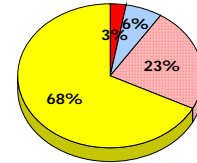
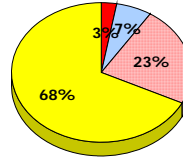
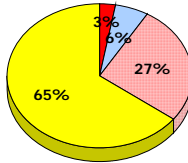
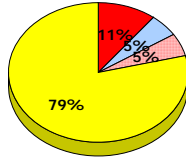
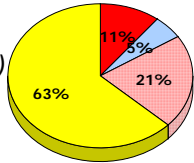
Persuasive Writing

Creative Writing

Persuasive Writing

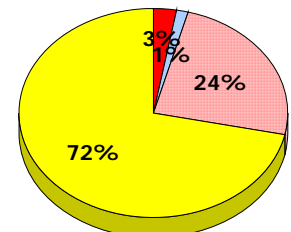
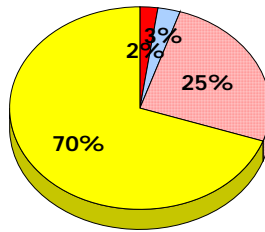
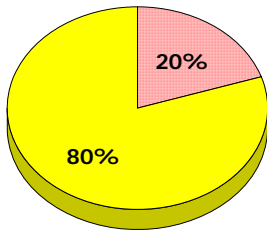
2013

Apr 30, 2013 (19)



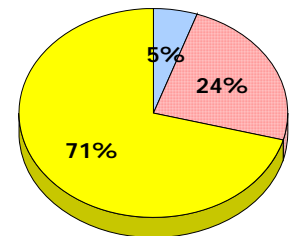
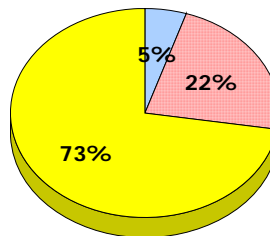
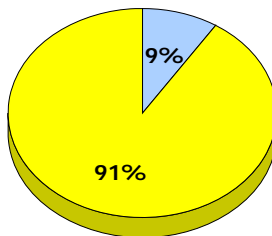
2012

Apr 30, 2012 (15)



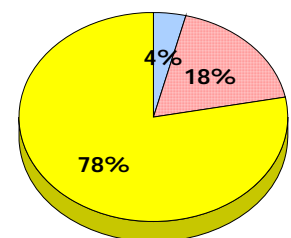
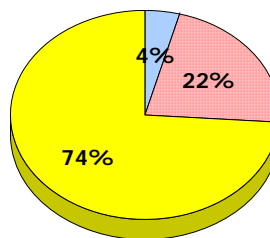
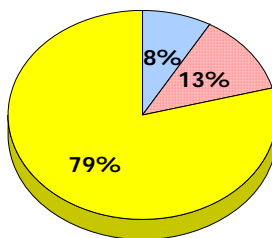
2011

AGR (11)



2010

AGR (24)



■ Exemption
 ■ Unknown
 Not Yet Meeting
 ■ Meeting or Exceeding

* In some cases, CRT numbers may exceed AGR numbers based on late enrolments. Pie chart is based on the number of students who wrote the CRT.
 * Mushuau Innu Natuashish School and Sheshatshiu Innu School are excluded from district and provincial results.

Elementary English Language Arts
4 Year Provincial Assessment, June 2013
Student Population Report
(average scores)

District 2 - Western

School #: 057 St. Peter's Academy

Reading

School

District

Province

Non - Fiction

Fiction

Non - Fiction

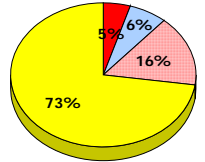
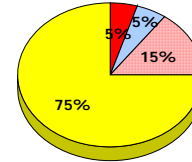
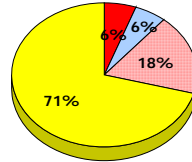
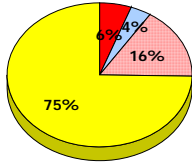
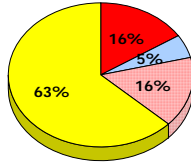
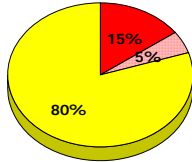
Fiction

Non - Fiction

Fiction

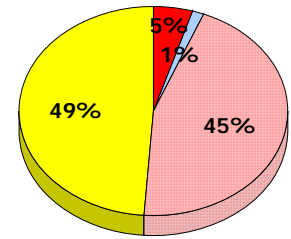
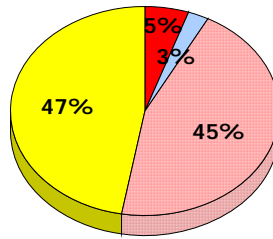
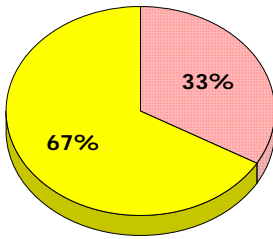
2013

Apr 30,
2013 (19)



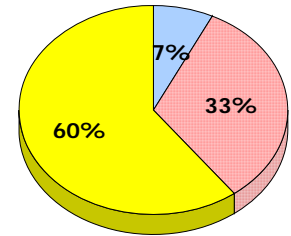
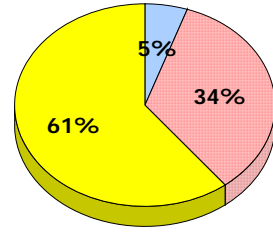
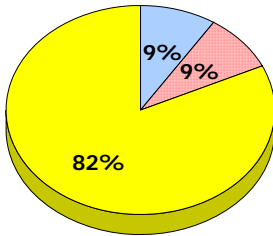
2012

Apr 30,
2012 (15)



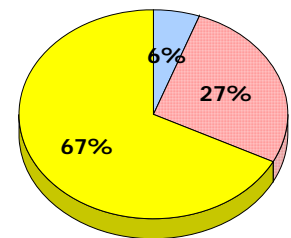
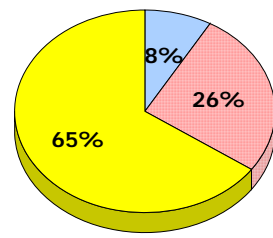
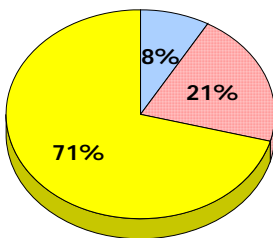
2011

AGR (11)



2010

AGR (24)



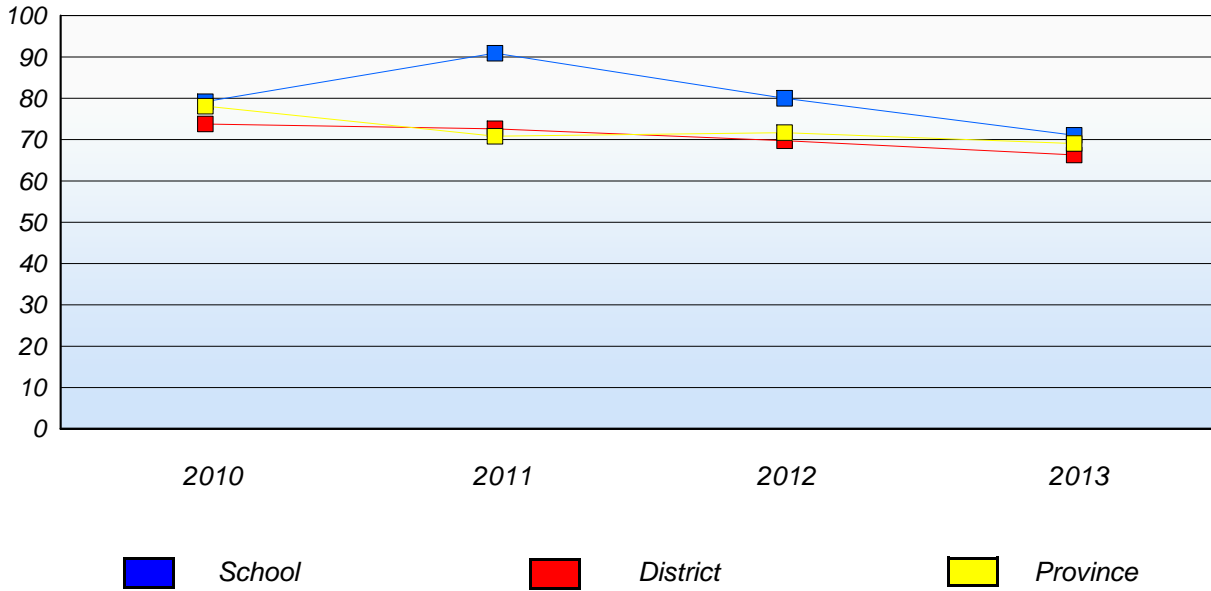
■ Exemption
 ■ Unknown
 ■ Not Yet Meeting
 ■ Meeting or Exceeding

* In some cases, CRT numbers may exceed AGR numbers based on late enrolments. Pie chart is based on the number of students who wrote the CRT.
 * Mushuau Innu Natuashish School and Sheshatshiu Innu School are excluded from district and provincial results.

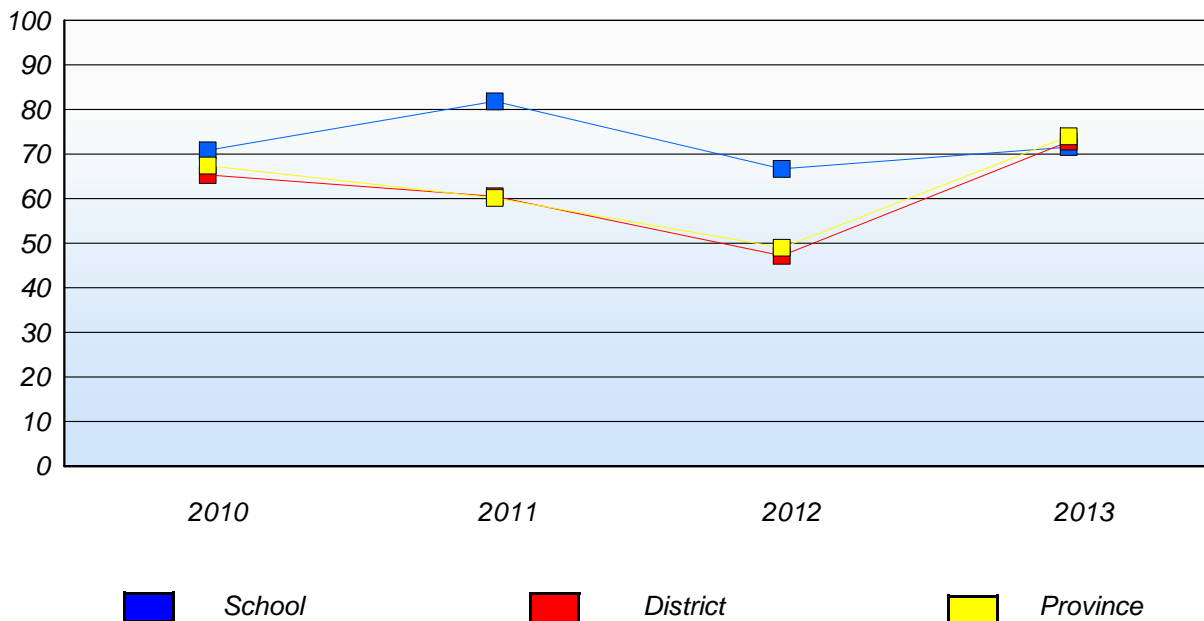
District 2 - Western

School #: 057 St. Peter's Academy

Demand Writing
Percentage of students at level 3 or above (2010 - 2013)



Reading
Percentage of students at level 3 or above (2010 - 2013)



* In some cases, CRT numbers may exceed AGR numbers based on late enrolments. Pie chart is based on the number of students who wrote the CRT.
* Mushuau Innu Natuashish School and Sheshatshiu Innu School are excluded from district and provincial results.

District 2 - Western

School #: 060 C.C. Loughlin Elementary

Demand Writing

School

District

Province

Creative Writing

Persuasive Writing

Creative Writing

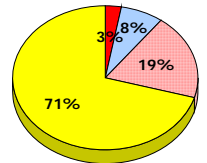
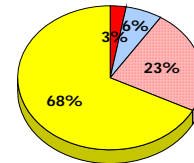
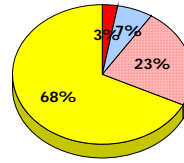
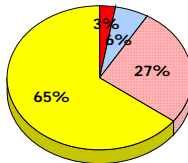
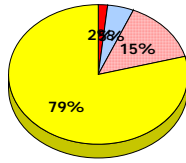
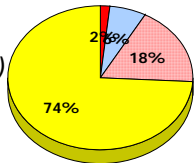
Persuasive Writing

Creative Writing

Persuasive Writing

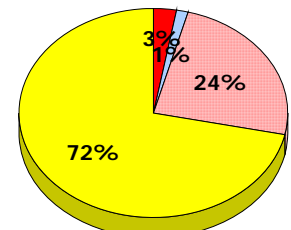
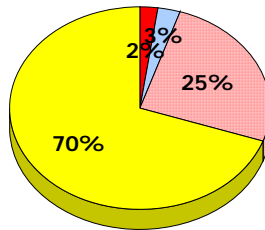
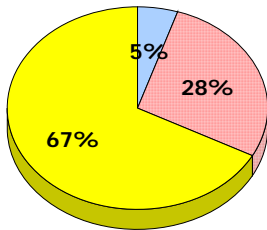
2013

Apr 30, 2013 (62)



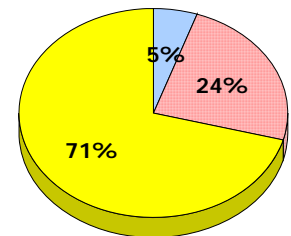
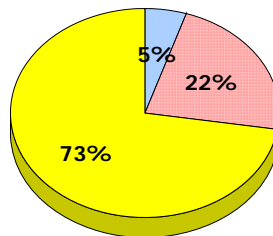
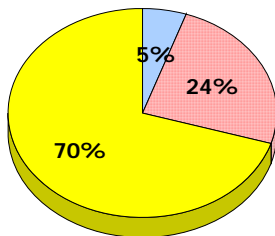
2012

Apr 30, 2012 (61)



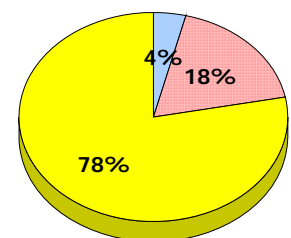
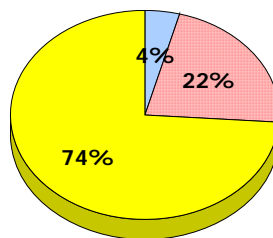
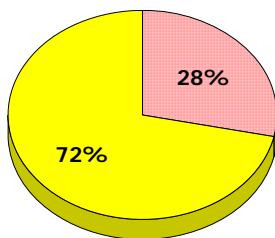
2011

AGR (74)



2010

AGR (80)



■ Exemption
 ■ Unknown
 Not Yet Meeting
 ■ Meeting or Exceeding

* In some cases, CRT numbers may exceed AGR numbers based on late enrolments. Pie chart is based on the number of students who wrote the CRT.
 * Mushuau Innu Natuashish School and Sheshatshiu Innu School are excluded from district and provincial results.

Elementary English Language Arts
4 Year Provincial Assessment, June 2013
Student Population Report
(average scores)

District 2 - Western

School #: 060 C.C. Loughlin Elementary

Reading

School

District

Province

Non - Fiction

Fiction

Non - Fiction

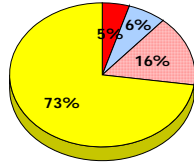
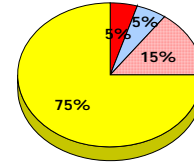
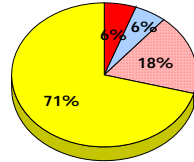
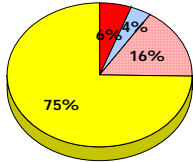
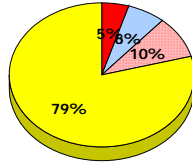
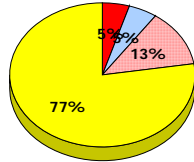
Fiction

Non - Fiction

Fiction

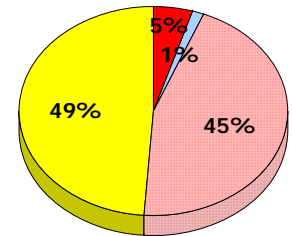
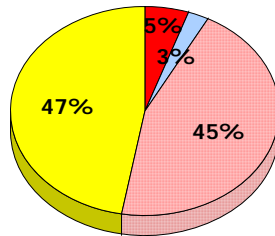
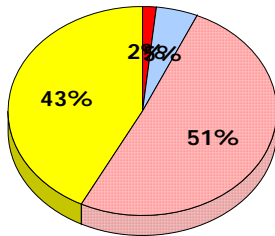
2013

Apr 30,
2013 (62)



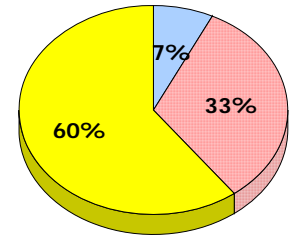
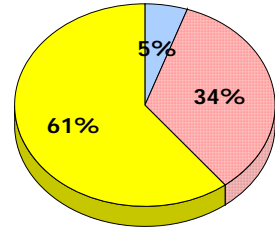
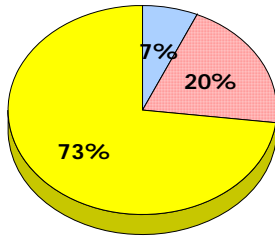
2012

Apr 30,
2012 (61)



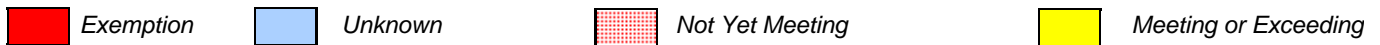
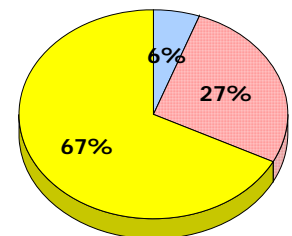
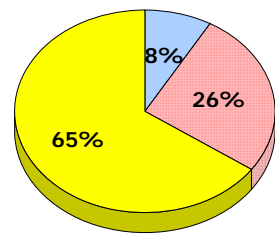
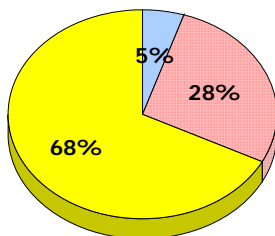
2011

AGR (74)



2010

AGR (80)

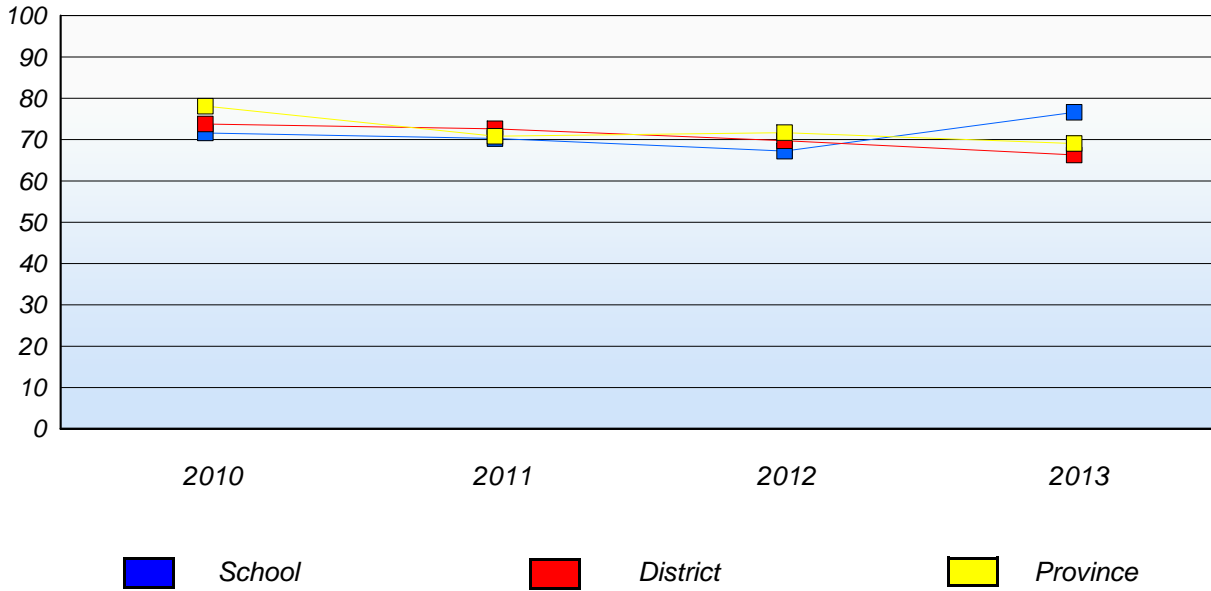


* In some cases, CRT numbers may exceed AGR numbers based on late enrolments. Pie chart is based on the number of students who wrote the CRT.
 * Mushuau Innu Natuashish School and Sheshatshiu Innu School are excluded from district and provincial results.

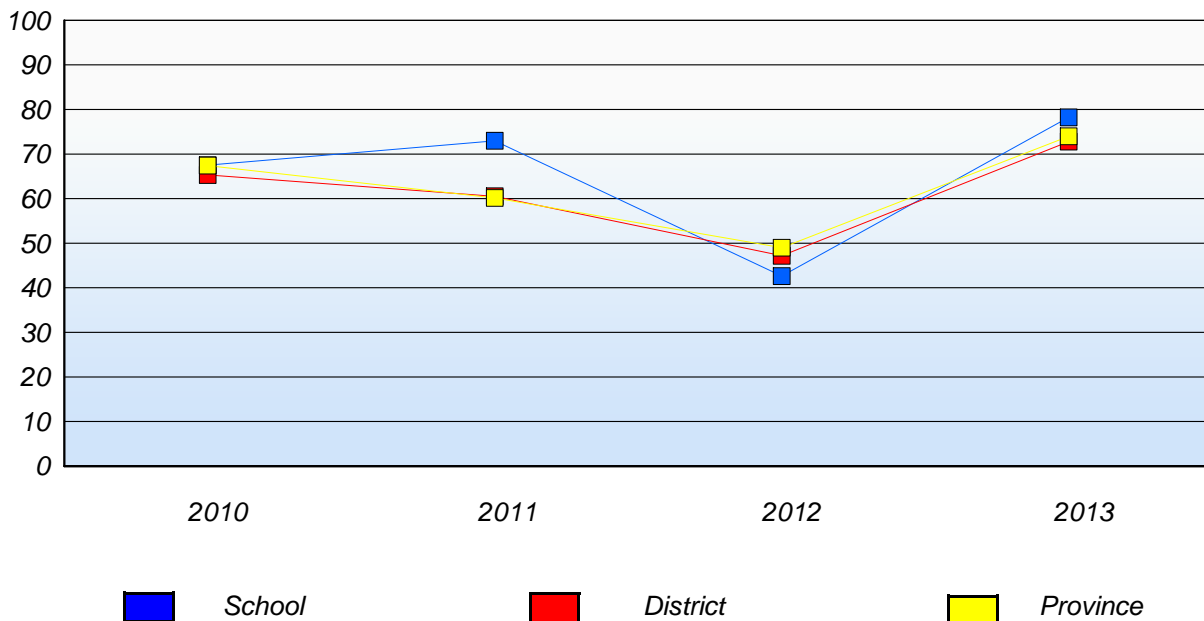
District 2 - Western

School #: 060 C.C. Loughlin Elementary

Demand Writing
Percentage of students at level 3 or above (2010 - 2013)



Reading
Percentage of students at level 3 or above (2010 - 2013)



* In some cases, CRT numbers may exceed AGR numbers based on late enrolments. Pie chart is based on the number of students who wrote the CRT.
* Mushuau Innu Natuashish School and Sheshatshiu Innu School are excluded from district and provincial results.

District 2 - Western

School #: 065 Humber Elementary

Demand Writing

School

District

Province

Creative Writing

Persuasive Writing

Creative Writing

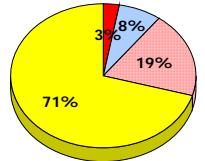
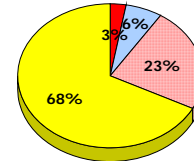
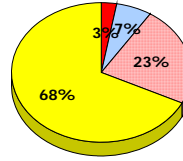
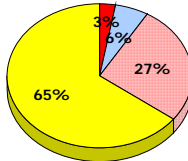
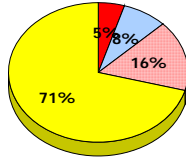
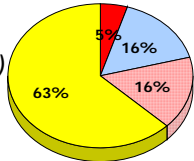
Persuasive Writing

Creative Writing

Persuasive Writing

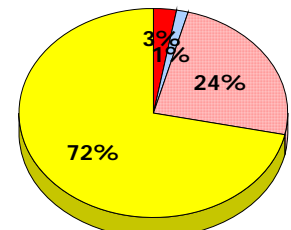
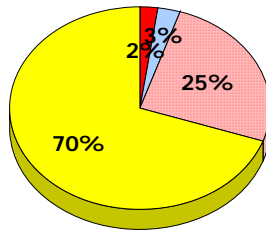
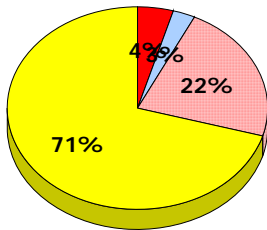
2013

Apr 30, 2013 (62)



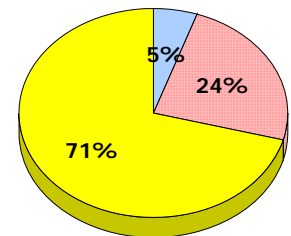
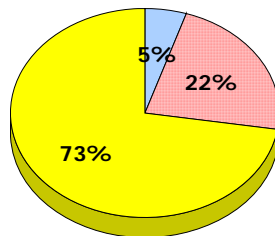
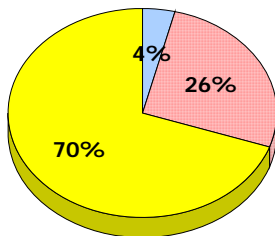
2012

Apr 30, 2012 (68)



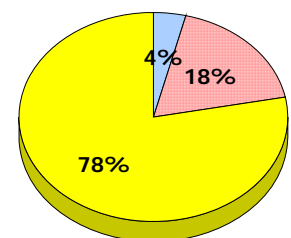
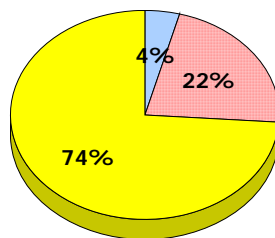
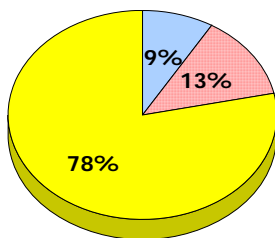
2011

AGR (53)



2010

AGR (46)



■ Exemption
 ■ Unknown
 ■ Not Yet Meeting
 ■ Meeting or Exceeding

* In some cases, CRT numbers may exceed AGR numbers based on late enrolments. Pie chart is based on the number of students who wrote the CRT.
 * Mushuau Innu Natuashish School and Sheshatshiu Innu School are excluded from district and provincial results.

Elementary English Language Arts
4 Year Provincial Assessment, June 2013
Student Population Report
(average scores)

District 2 - Western

School #: 065 Humber Elementary

Reading

School

District

Province

Non - Fiction

Fiction

Non - Fiction

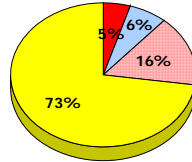
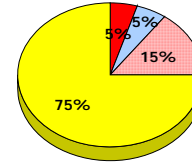
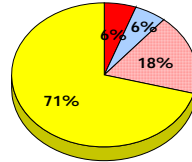
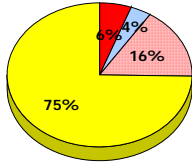
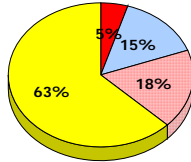
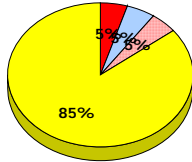
Fiction

Non - Fiction

Fiction

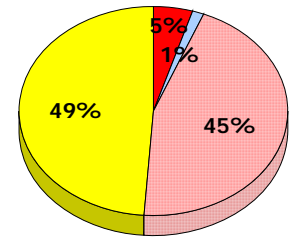
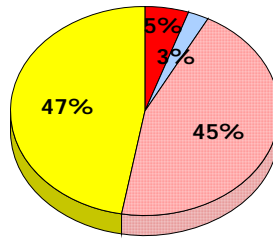
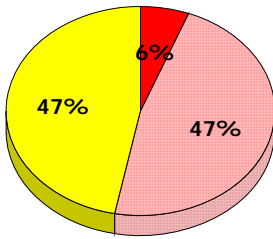
2013

Apr 30,
2013 (62)



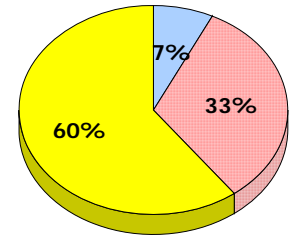
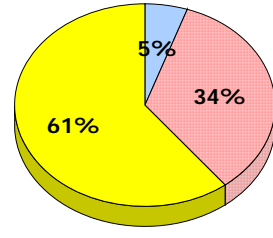
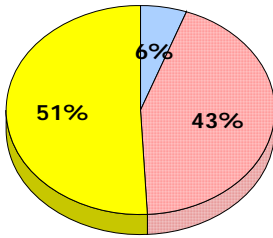
2012

Apr 30,
2012 (68)



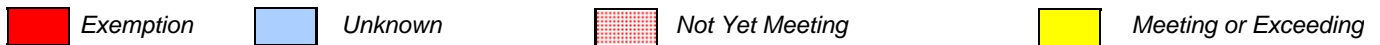
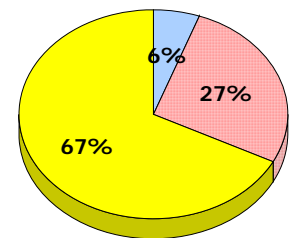
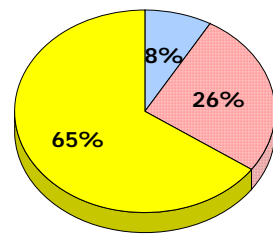
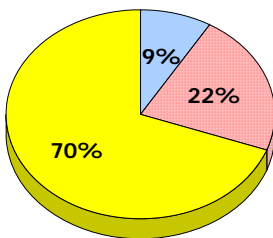
2011

AGR (53)



2010

AGR (46)



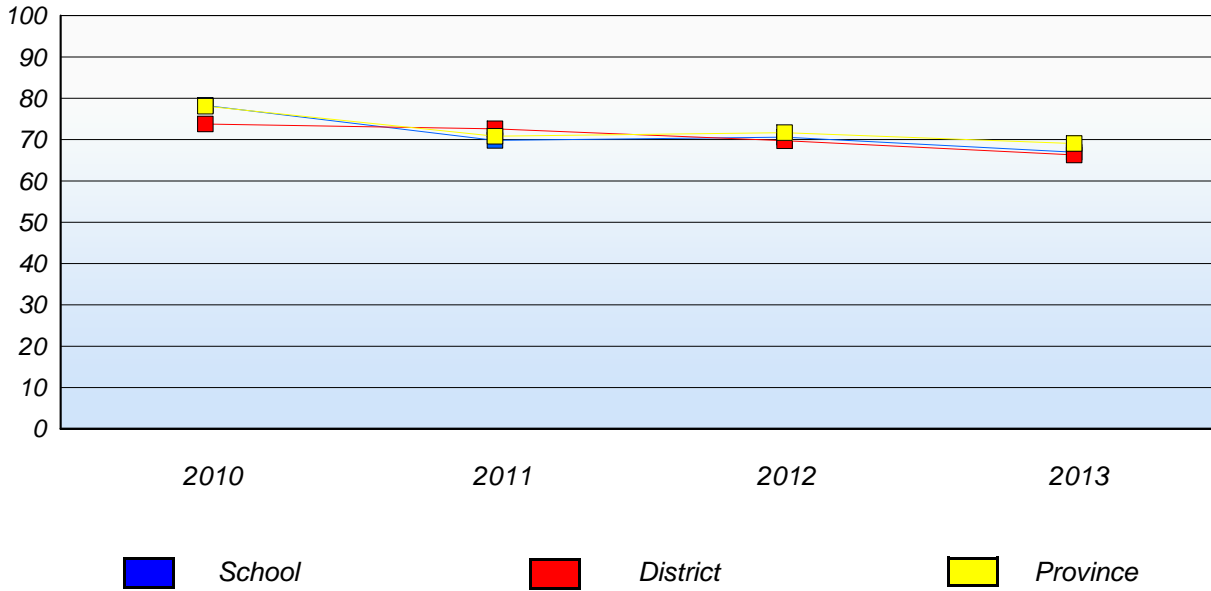
* In some cases, CRT numbers may exceed AGR numbers based on late enrolments. Pie chart is based on the number of students who wrote the CRT.
 * Mushuau Innu Natuashish School and Sheshatshiu Innu School are excluded from district and provincial results.

District 2 - Western

School #: 065 Humber Elementary

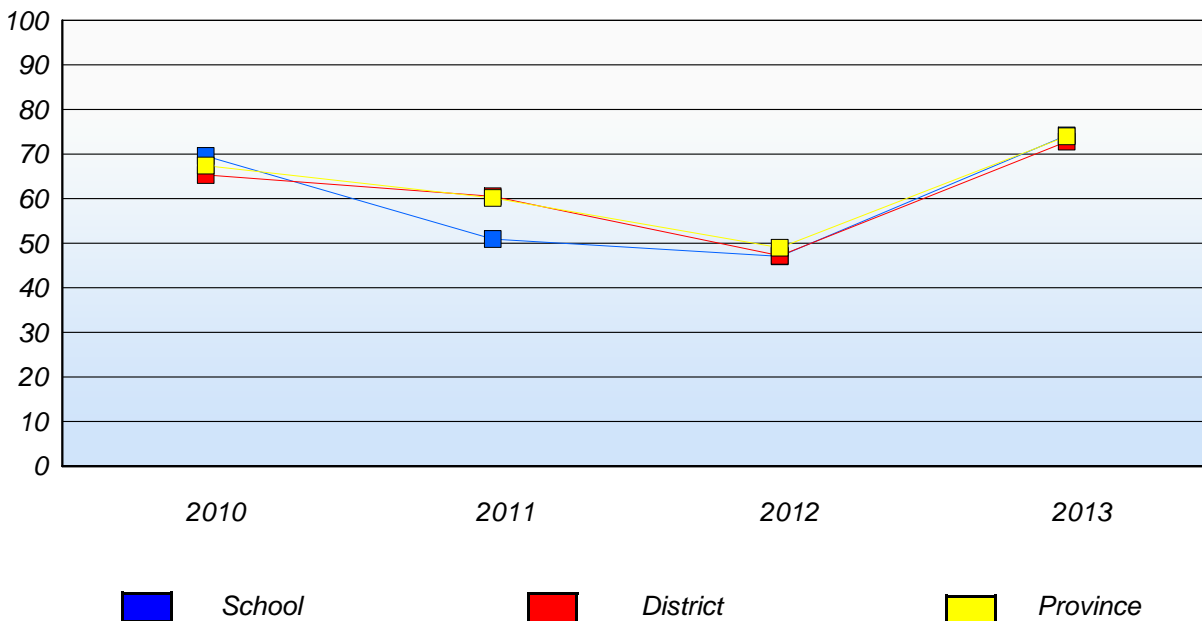
Demand Writing

Percentage of students at level 3 or above (2010 - 2013)



Reading

Percentage of students at level 3 or above (2010 - 2013)



* In some cases, CRT numbers may exceed AGR numbers based on late enrolments. Pie chart is based on the number of students who wrote the CRT.

* Mushuau Innu Natuashish School and Sheshatshiu Innu School are excluded from district and provincial results.

District 2 - Western

School #: 066 J.J. Curling Elementary

Demand Writing

School

District

Province

Creative Writing

Persuasive Writing

Creative Writing

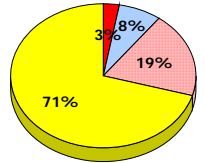
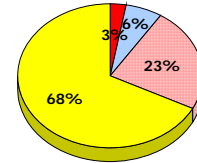
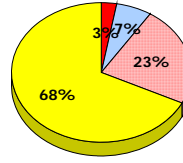
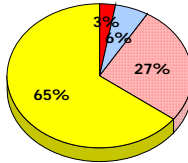
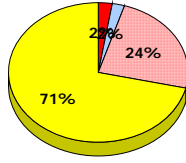
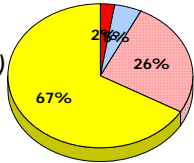
Persuasive Writing

Creative Writing

Persuasive Writing

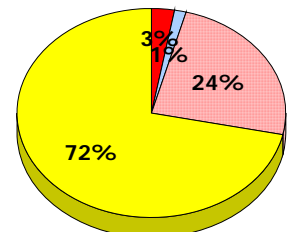
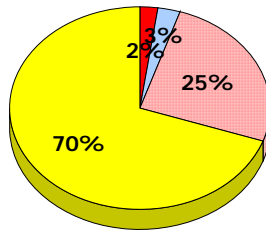
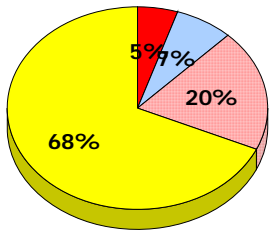
2013

Apr 30, 2013 (42)



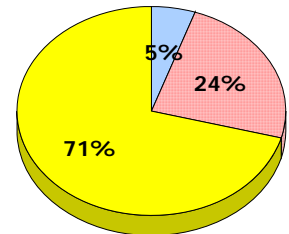
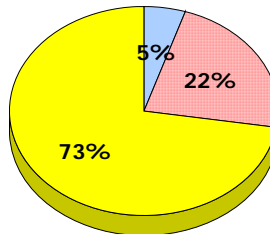
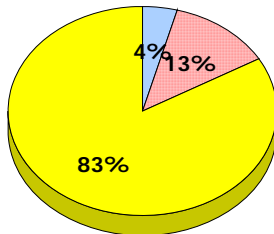
2012

Apr 30, 2012 (41)



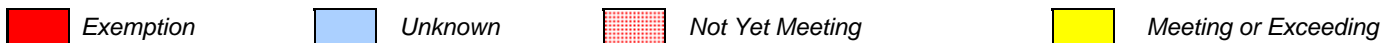
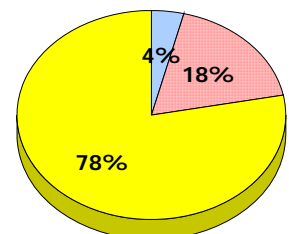
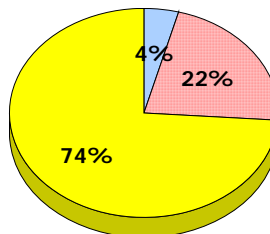
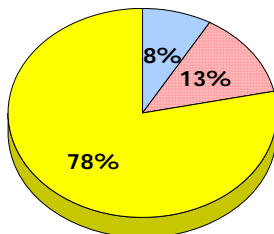
2011

AGR (48)



2010

AGR (60)



* In some cases, CRT numbers may exceed AGR numbers based on late enrolments. Pie chart is based on the number of students who wrote the CRT.
* Mushuau Innu Natuashish School and Sheshatshiu Innu School are excluded from district and provincial results.

Elementary English Language Arts 4 Year Provincial Assessment, June 2013 Student Population Report (average scores)

District 2 - Western

School #: 066 J.J. Curling Elementary

Reading

School

District

Province

Non - Fiction

Fiction

Non - Fiction

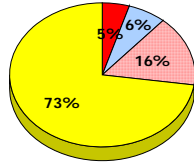
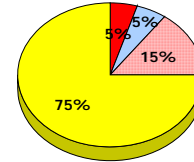
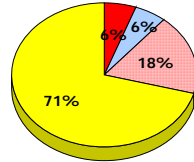
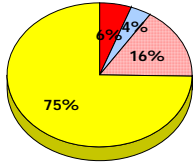
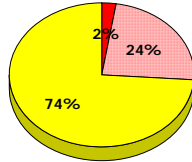
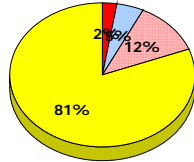
Fiction

Non - Fiction

Fiction

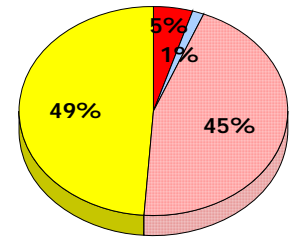
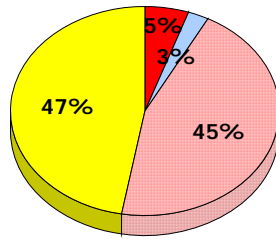
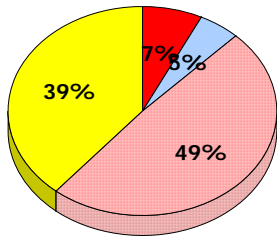
2013

Apr 30,
2013 (42)



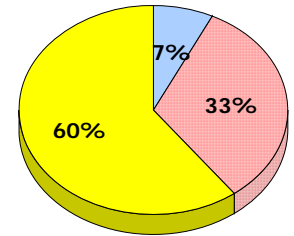
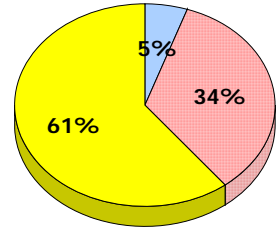
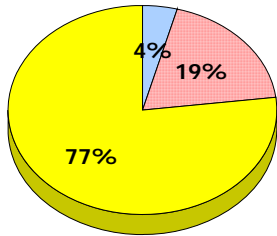
2012

Apr 30,
2012 (41)



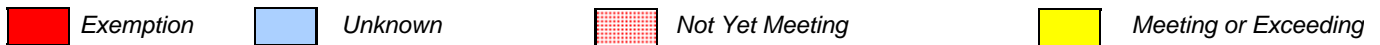
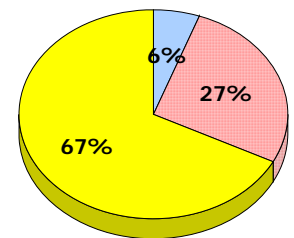
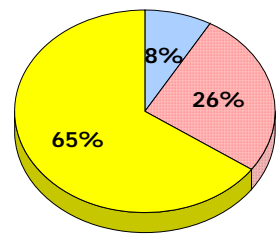
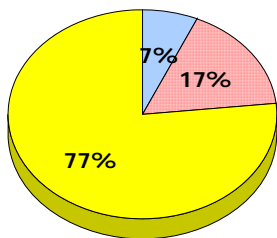
2011

AGR (48)



2010

AGR (60)

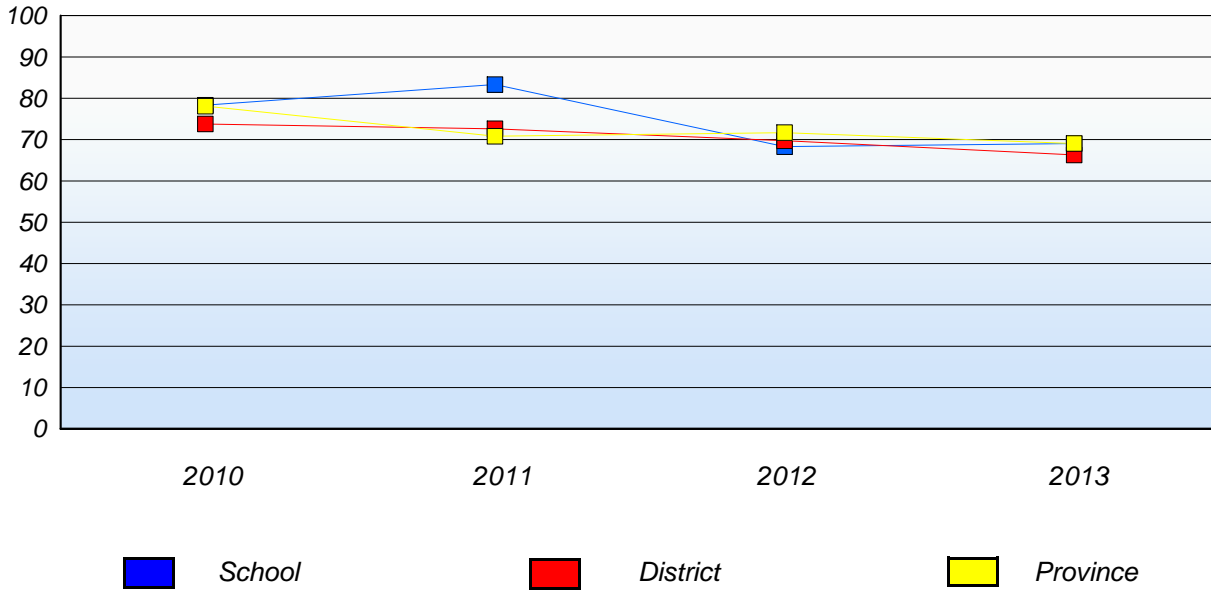


* In some cases, CRT numbers may exceed AGR numbers based on late enrolments. Pie chart is based on the number of students who wrote the CRT.
* Mushuau Innu Natuashish School and Sheshatshiu Innu School are excluded from district and provincial results.

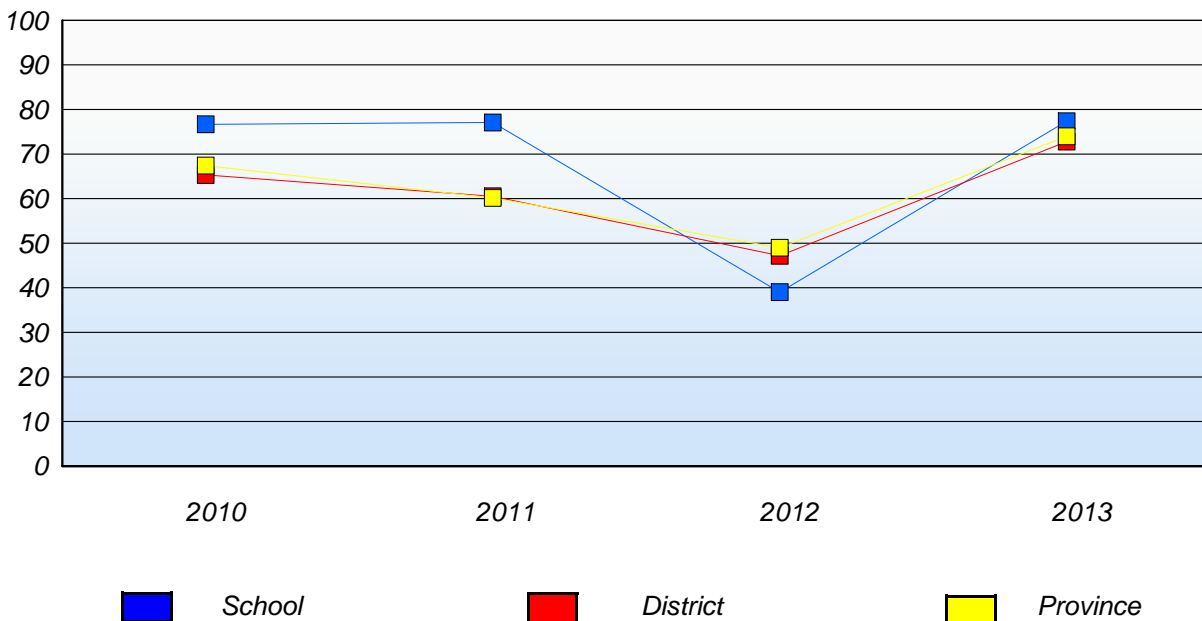
District 2 - Western

School #: 066 J.J. Curling Elementary

Demand Writing
Percentage of students at level 3 or above (2010 - 2013)



Reading
Percentage of students at level 3 or above (2010 - 2013)

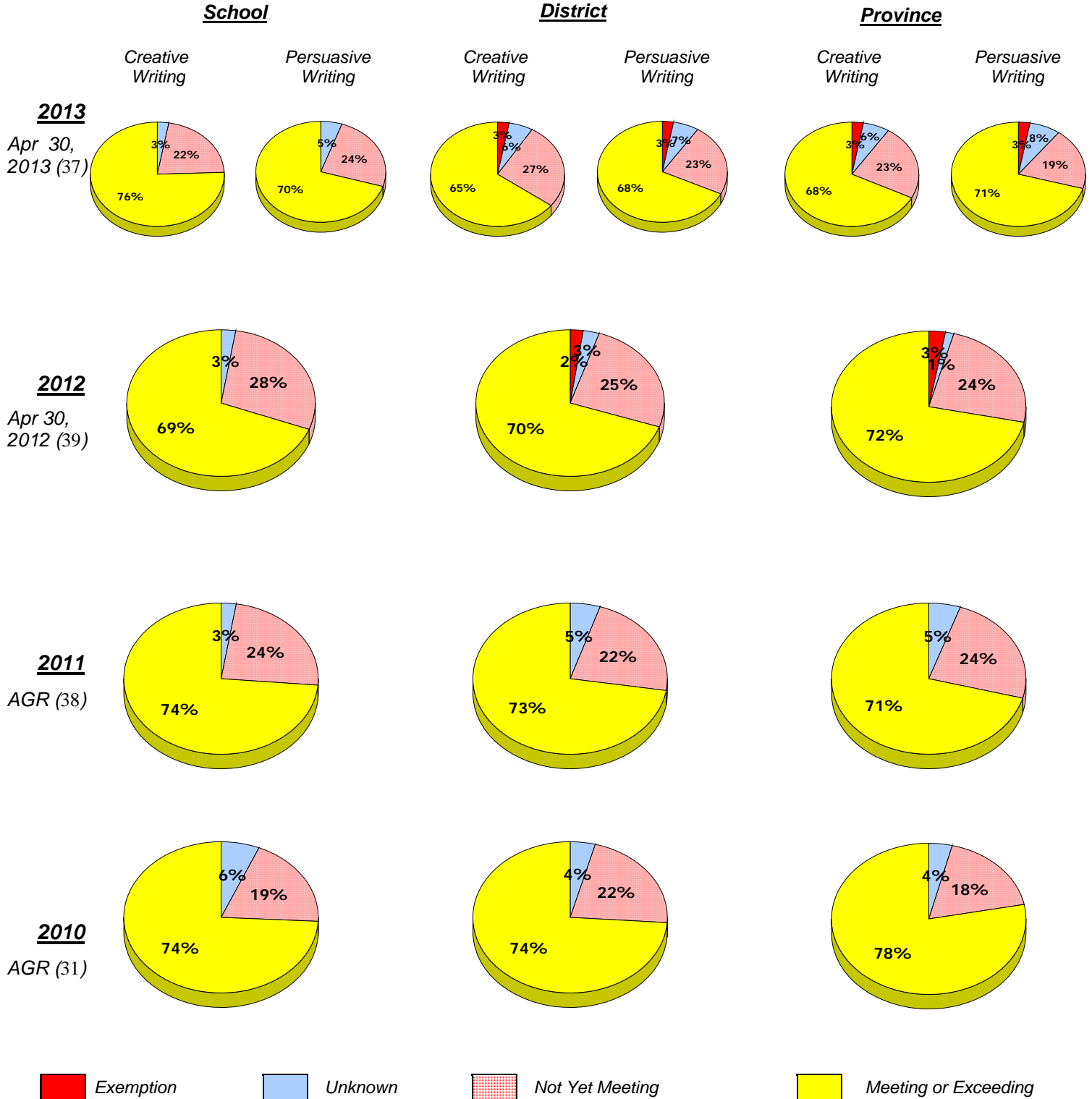


* In some cases, CRT numbers may exceed AGR numbers based on late enrolments. Pie chart is based on the number of students who wrote the CRT.
* Mushuau Innu Natuashish School and Sheshatshiu Innu School are excluded from district and provincial results.

District 2 - Western

School #: 069 Sacred Heart Elementary

Demand Writing



* In some cases, CRT numbers may exceed AGR numbers based on late enrolments. Pie chart is based on the number of students who wrote the CRT.
* Mushuau Innu Natuashish School and Sheshatshiu Innu School are excluded from district and provincial results.

**Elementary English Language Arts
4 Year Provincial Assessment, June 2013
Student Population Report
(average scores)**

District 2 - Western

School #: 069 Sacred Heart Elementary

Reading

School

District

Province

Non - Fiction

Fiction

Non - Fiction

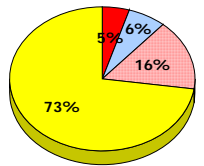
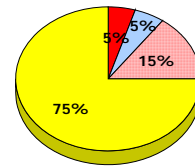
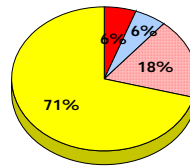
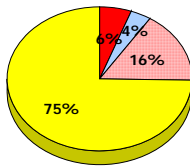
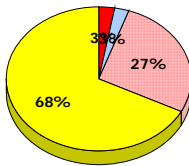
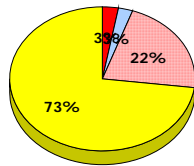
Fiction

Non - Fiction

Fiction

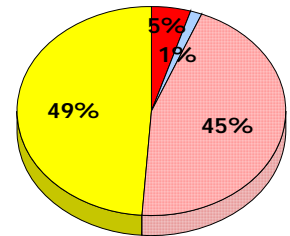
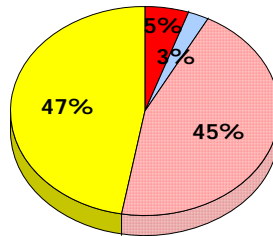
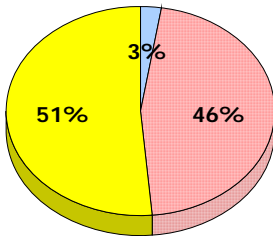
2013

Apr 30,
2013 (37)



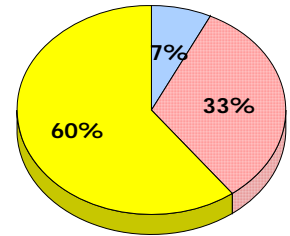
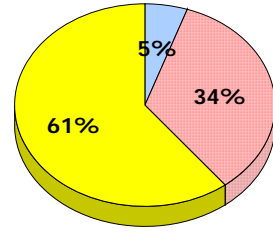
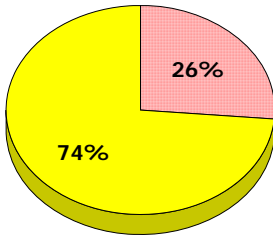
2012

Apr 30,
2012 (39)



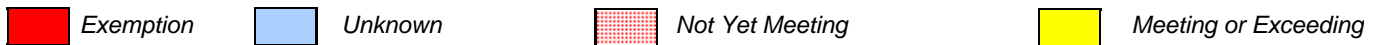
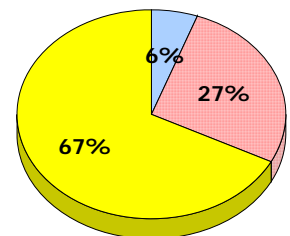
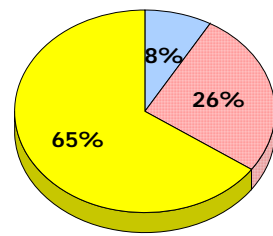
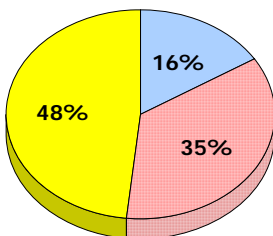
2011

AGR (38)



2010

AGR (31)

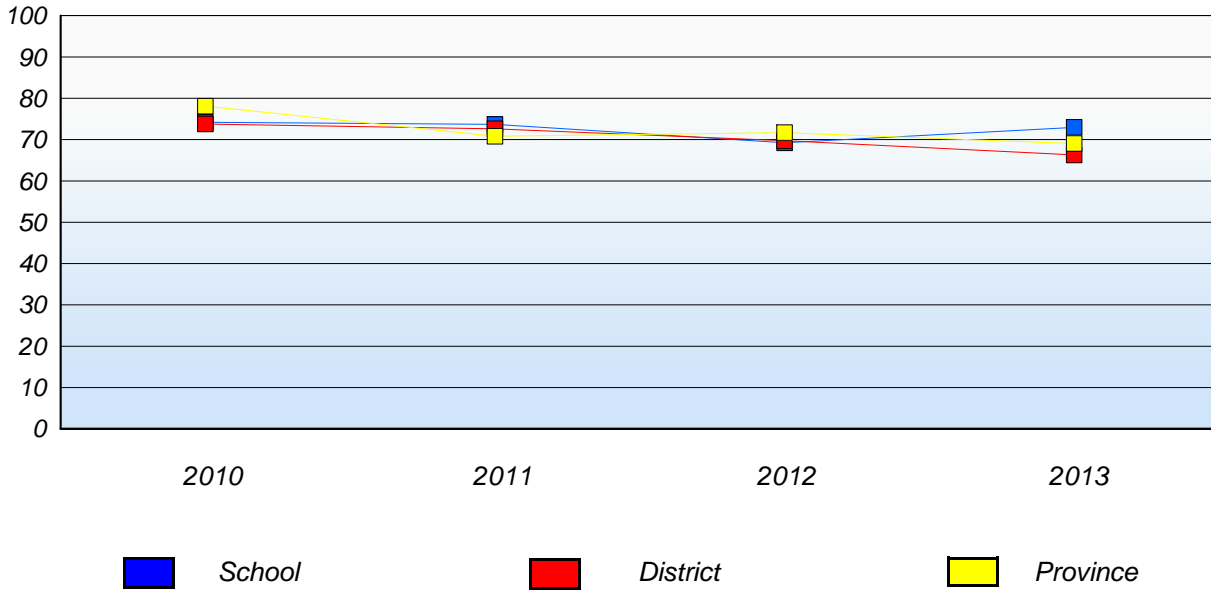


* In some cases, CRT numbers may exceed AGR numbers based on late enrolments. Pie chart is based on the number of students who wrote the CRT.
* Mushuau Innu Natuashish School and Sheshatshiu Innu School are excluded from district and provincial results.

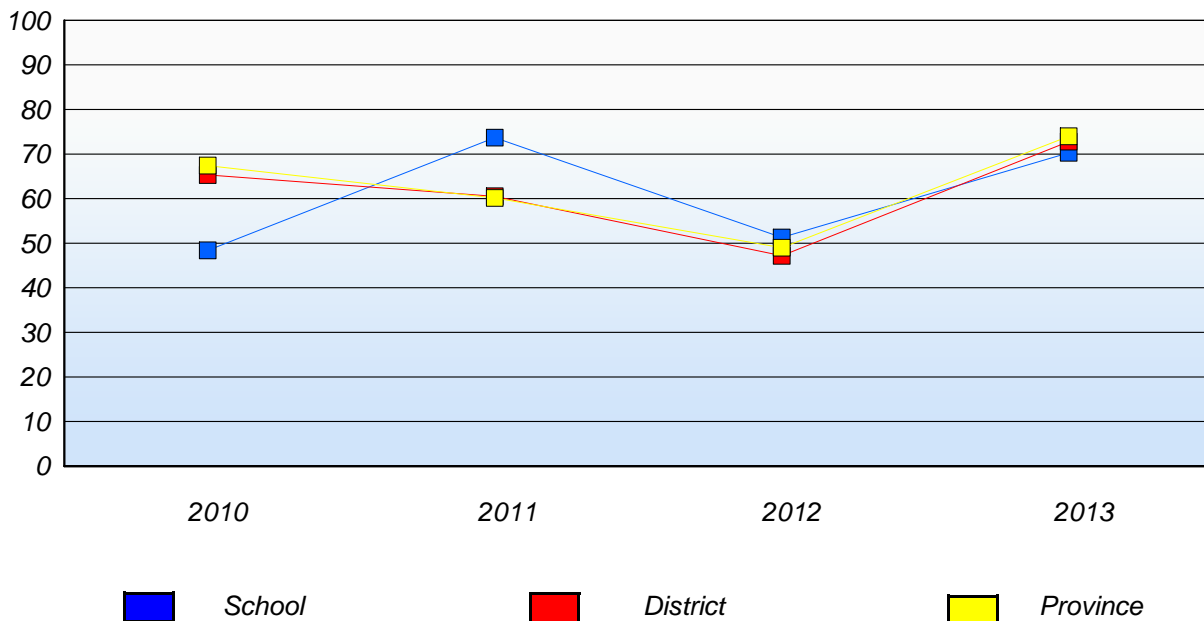
District 2 - Western

School #: 069 Sacred Heart Elementary

Demand Writing
Percentage of students at level 3 or above (2010 - 2013)



Reading
Percentage of students at level 3 or above (2010 - 2013)



* In some cases, CRT numbers may exceed AGR numbers based on late enrolments. Pie chart is based on the number of students who wrote the CRT.
* Mushuau Innu Natuashish School and Sheshatshiu Innu School are excluded from district and provincial results.

District 2 - Western

School #: 070 St. Gerard's Elementary

Demand Writing

School

District

Province

Creative Writing

Persuasive Writing

Creative Writing

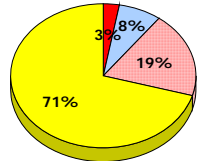
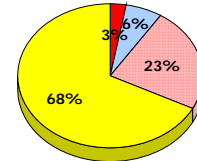
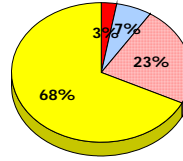
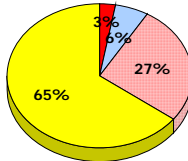
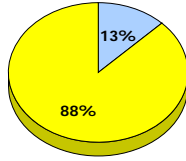
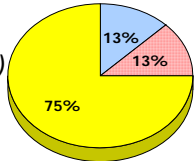
Persuasive Writing

Creative Writing

Persuasive Writing

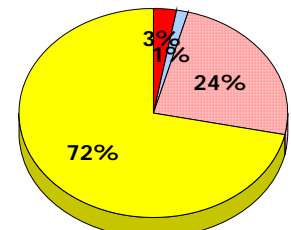
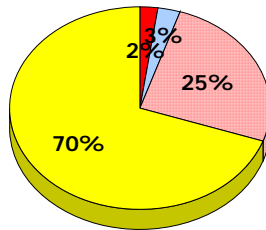
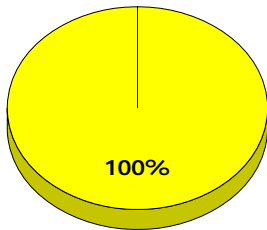
2013

Apr 30, 2013 (16)



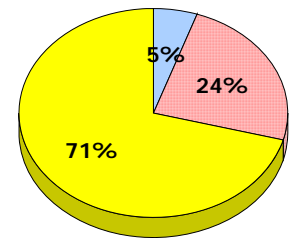
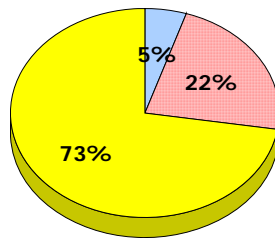
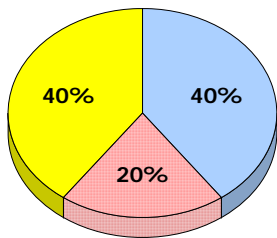
2012

Apr 30, 2012 (13)



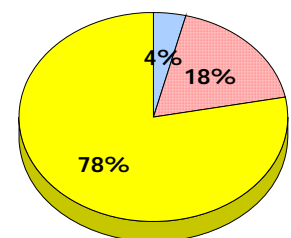
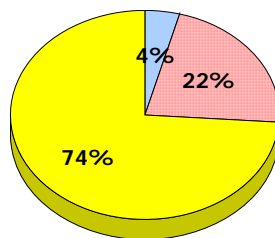
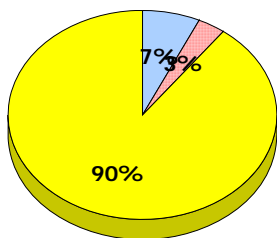
2011

AGR (5)



2010

AGR (29)



■ Exemption
 ■ Unknown
 ■ Not Yet Meeting
 ■ Meeting or Exceeding

* In some cases, CRT numbers may exceed AGR numbers based on late enrolments. Pie chart is based on the number of students who wrote the CRT.
 * Mushuau Innu Natuashish School and Sheshatshiu Innu School are excluded from district and provincial results.

**Elementary English Language Arts
4 Year Provincial Assessment, June 2013
Student Population Report**
(average scores)

District 2 - Western

School #: 070 St. Gerard's Elementary

Reading

School

District

Province

Non - Fiction

Fiction

Non - Fiction

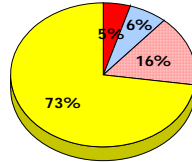
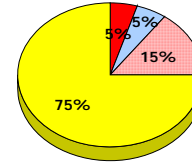
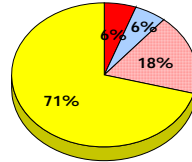
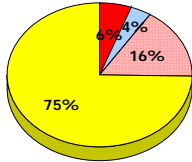
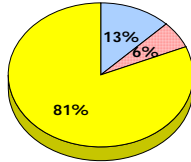
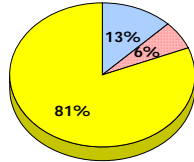
Fiction

Non - Fiction

Fiction

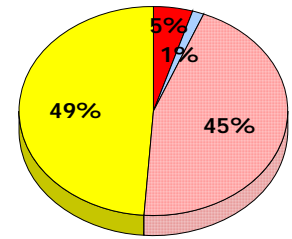
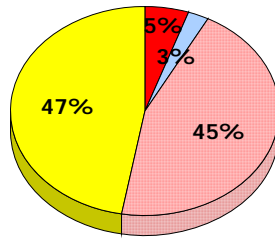
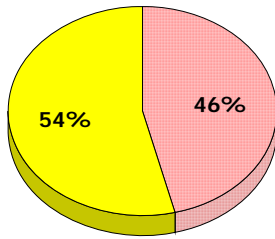
2013

Apr 30,
2013 (16)



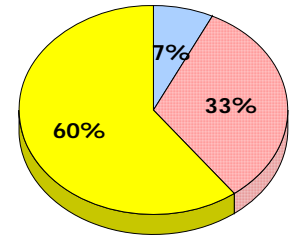
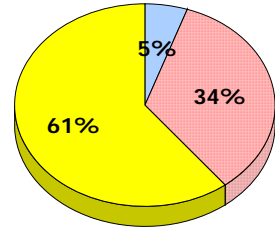
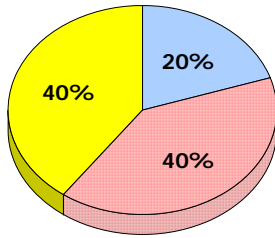
2012

Apr 30,
2012 (13)



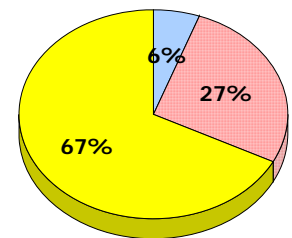
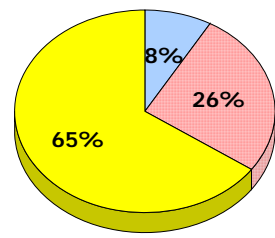
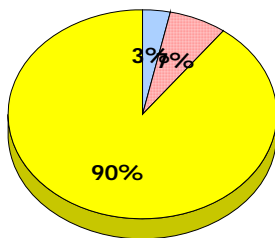
2011

AGR (5)



2010

AGR (29)



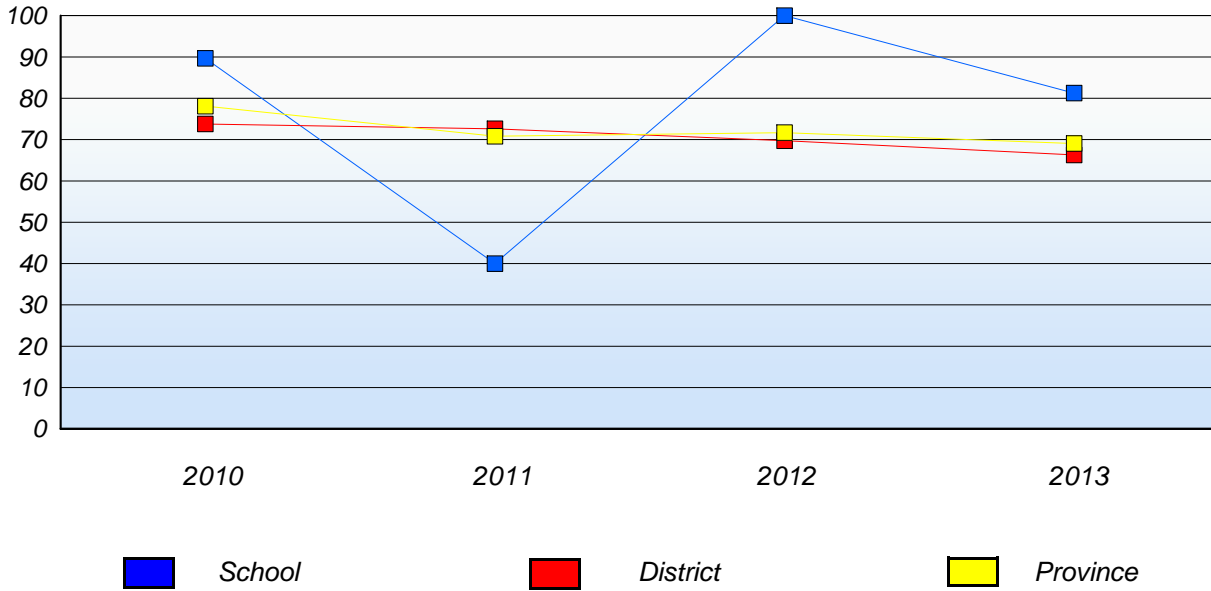
■ Exemption
 ■ Unknown
 ■ Not Yet Meeting
 ■ Meeting or Exceeding

* In some cases, CRT numbers may exceed AGR numbers based on late enrolments. Pie chart is based on the number of students who wrote the CRT.
 * Mushuau Innu Natuashish School and Sheshatshiu Innu School are excluded from district and provincial results.

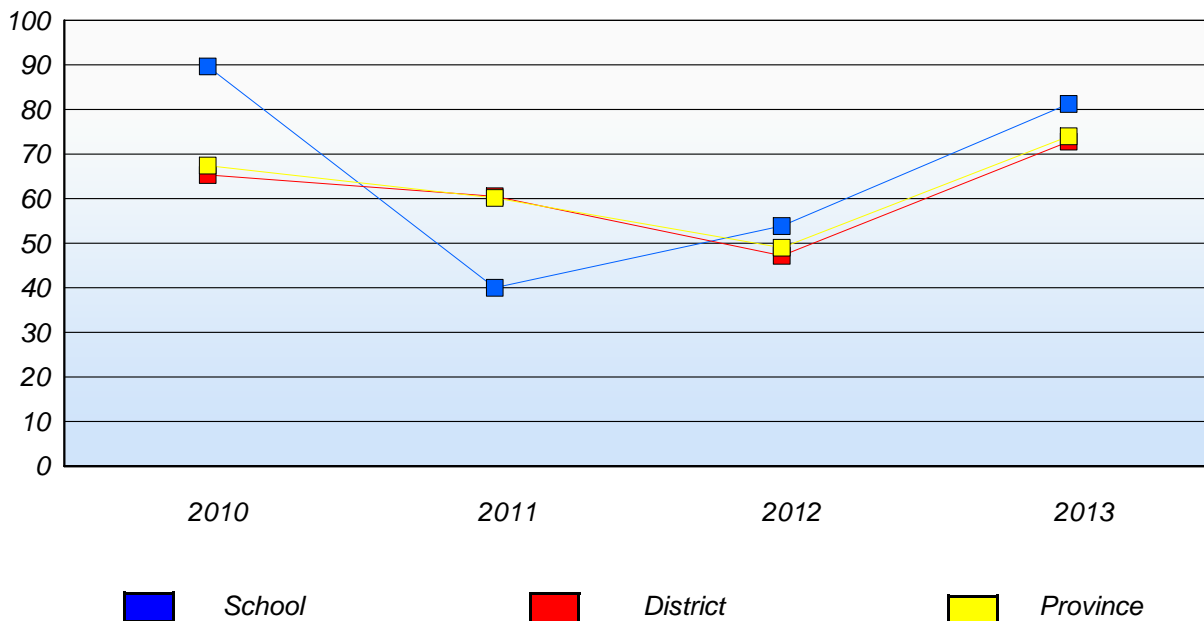
District 2 - Western

School #: 070 St. Gerard's Elementary

Demand Writing
Percentage of students at level 3 or above (2010 - 2013)



Reading
Percentage of students at level 3 or above (2010 - 2013)



* In some cases, CRT numbers may exceed AGR numbers based on late enrolments. Pie chart is based on the number of students who wrote the CRT.
* Mushuau Innu Natuashish School and Sheshatshiu Innu School are excluded from district and provincial results.

District 2 - Western

School #: 072 Holy Cross All Grade School

Demand Writing

School

District

Province

Creative Writing

Persuasive Writing

Creative Writing

Persuasive Writing

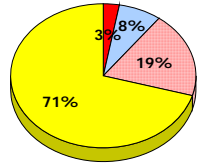
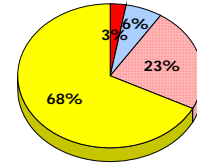
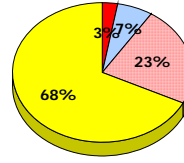
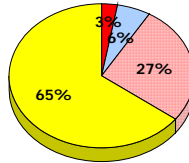
Creative Writing

Persuasive Writing

2013

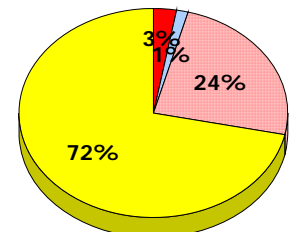
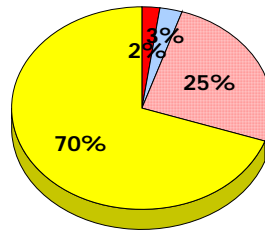
Apr 30, 2013 (1)

School data with 5 or fewer students withheld for reasons of confidentiality.



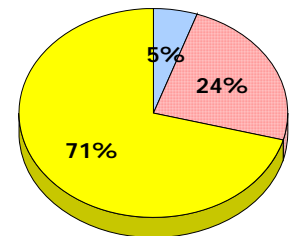
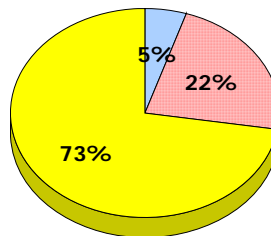
2012

Apr 30, 2012 (2)



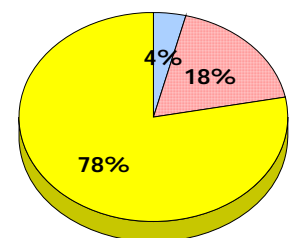
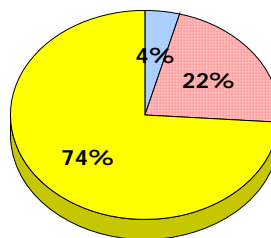
2011

AGR (4)



2010

AGR (3)



■ Exemption
 ■ Unknown
 ■ Not Yet Meeting
 ■ Meeting or Exceeding

* In some cases, CRT numbers may exceed AGR numbers based on late enrolments. Pie chart is based on the number of students who wrote the CRT.
 * Mushuau Innu Natuashish School and Sheshatshiu Innu School are excluded from district and provincial results.

Elementary English Language Arts
4 Year Provincial Assessment, June 2013
Student Population Report
(average scores)

District 2 - Western

School #: 072 Holy Cross All Grade School

Reading

School

District

Province

Non - Fiction

Fiction

Non - Fiction

Fiction

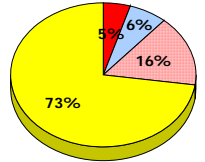
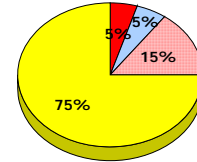
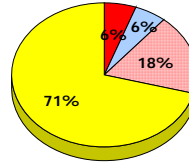
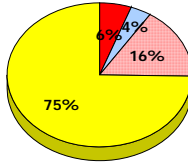
Non - Fiction

Fiction

2013

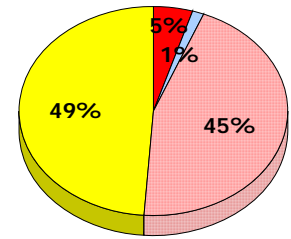
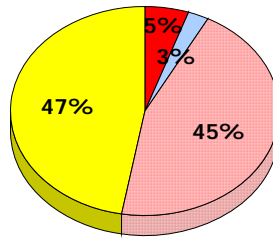
Apr 30,
2013 (1)

*School data with 5 or fewer students
withheld for reasons of confidentiality.*



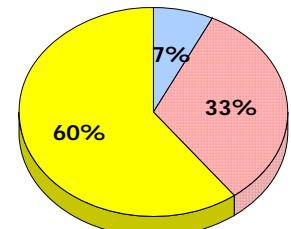
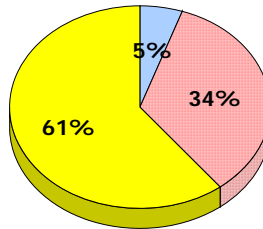
2012

Apr 30,
2012 (2)



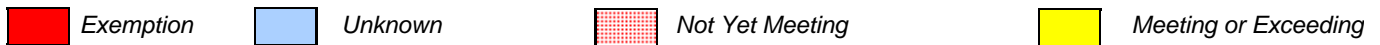
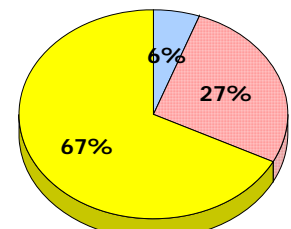
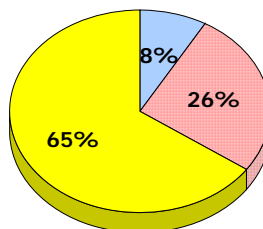
2011

AGR (4)



2010

AGR (3)



* In some cases, CRT numbers may exceed AGR numbers based on late enrolments. Pie chart is based on the number of students who wrote the CRT.
 * Mushuau Innu Natuashish School and Sheshatshiu Innu School are excluded from district and provincial results.

**Elementary English Language Arts
4 Year Provincial Assessment, June 2013
Student Population Report**
(average scores)

District 2 - Western

School #: 072 Holy Cross All Grade School

Demand Writing

Percentage of students at level 3 or above (2010 - 2013)

School data with 5 or fewer students withheld for reasons of confidentiality.



Reading

Percentage of students at level 3 or above (2010 - 2013)

School data with 5 or fewer students withheld for reasons of confidentiality.



* In some cases, CRT numbers may exceed AGR numbers based on late enrolments. Pie chart is based on the number of students who wrote the CRT.

* Mushuau Innu Natuashish School and Sheshatshiu Innu School are excluded from district and provincial results.

District 2 - Western

School #: 075 Hampden Academy

Demand Writing

School

District

Province

Creative Writing

Persuasive Writing

Creative Writing

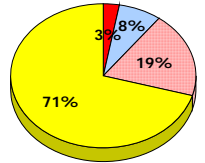
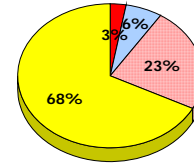
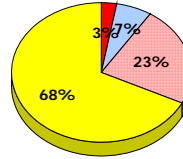
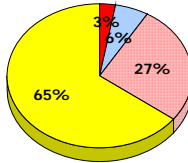
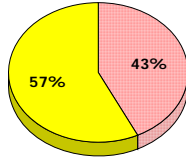
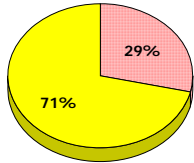
Persuasive Writing

Creative Writing

Persuasive Writing

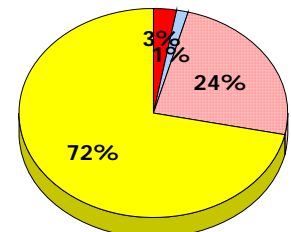
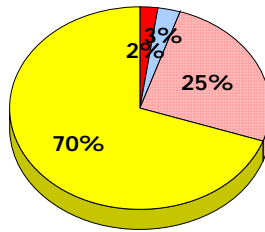
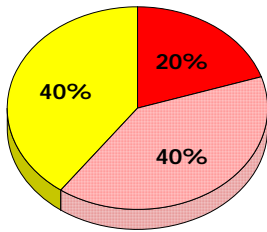
2013

Apr 30, 2013 (7)



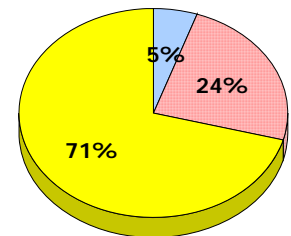
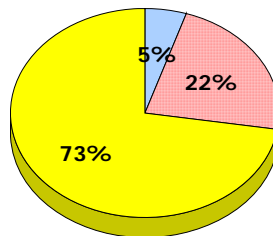
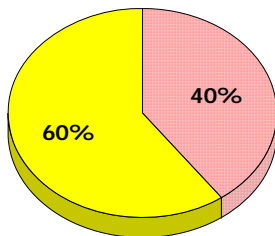
2012

Apr 30, 2012 (5)



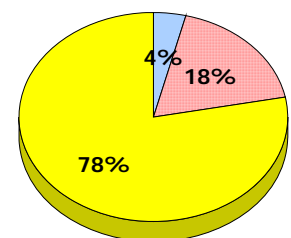
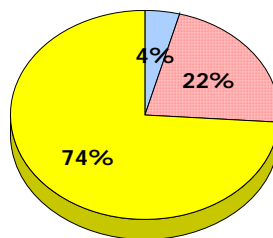
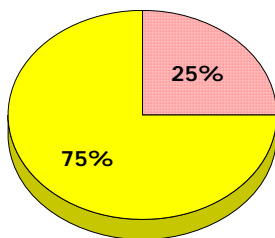
2011

AGR (5)



2010

AGR (4)



■ Exemption
 ■ Unknown
 ■ Not Yet Meeting
 ■ Meeting or Exceeding

* In some cases, CRT numbers may exceed AGR numbers based on late enrolments. Pie chart is based on the number of students who wrote the CRT.
 * Mushuau Innu Natuashish School and Sheshatshiu Innu School are excluded from district and provincial results.

District 2 - Western

School #: 075 Hampden Academy

Reading

School

District

Province

Non - Fiction

Fiction

Non - Fiction

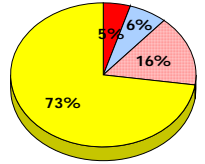
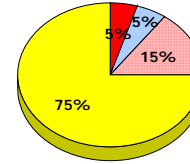
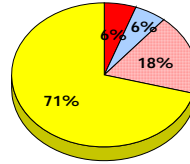
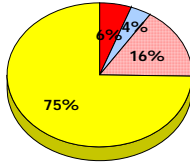
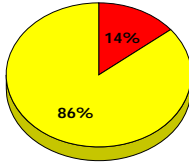
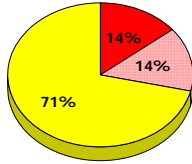
Fiction

Non - Fiction

Fiction

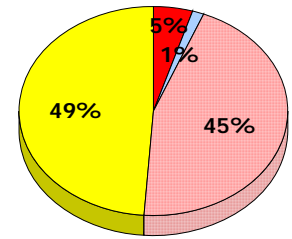
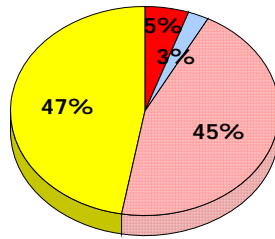
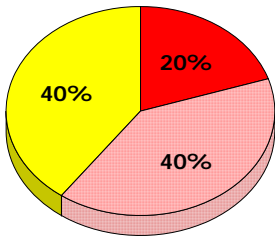
2013

Apr 30,
2013 (7)



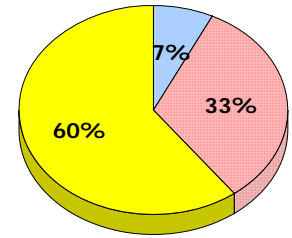
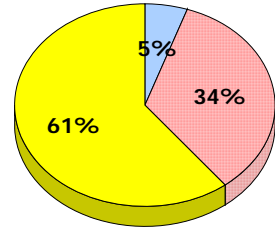
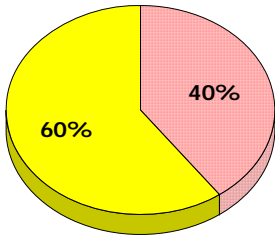
2012

Apr 30,
2012 (5)



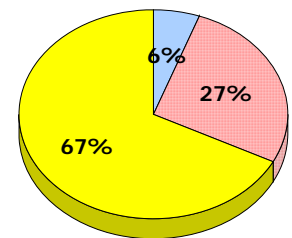
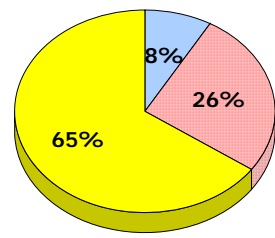
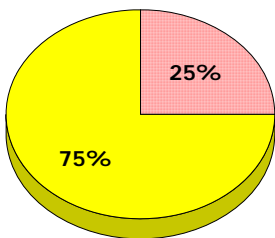
2011

AGR (5)



2010

AGR (4)



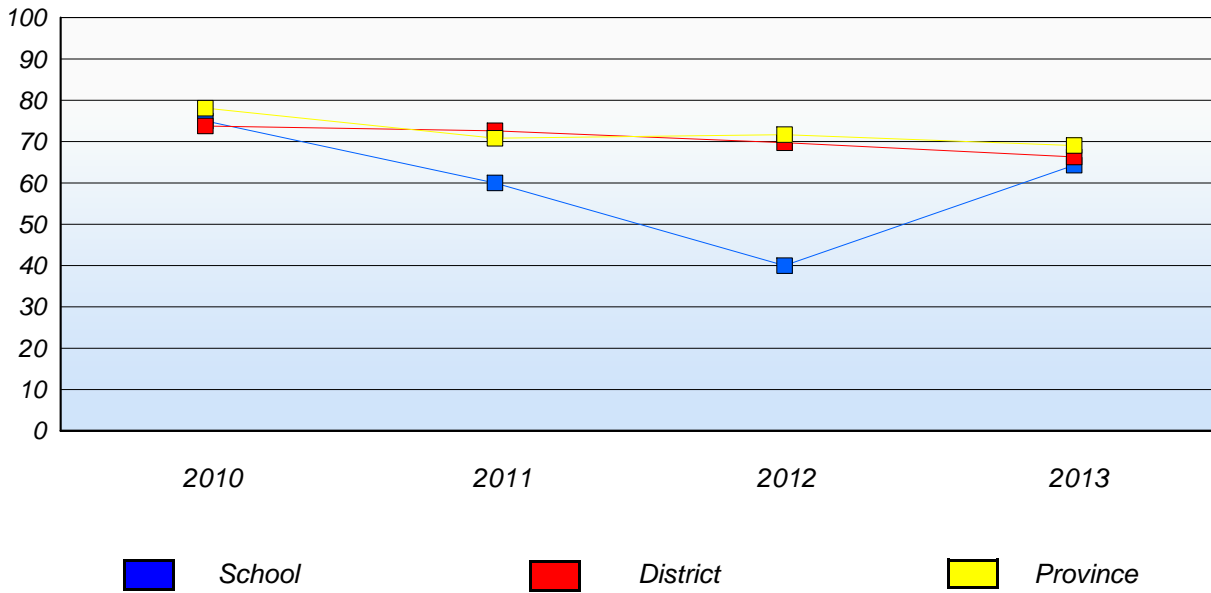
■ Exemption
 ■ Unknown
 ■ Not Yet Meeting
 ■ Meeting or Exceeding

* In some cases, CRT numbers may exceed AGR numbers based on late enrolments. Pie chart is based on the number of students who wrote the CRT.
 * Mushuau Innu Natuashish School and Sheshatshiu Innu School are excluded from district and provincial results.

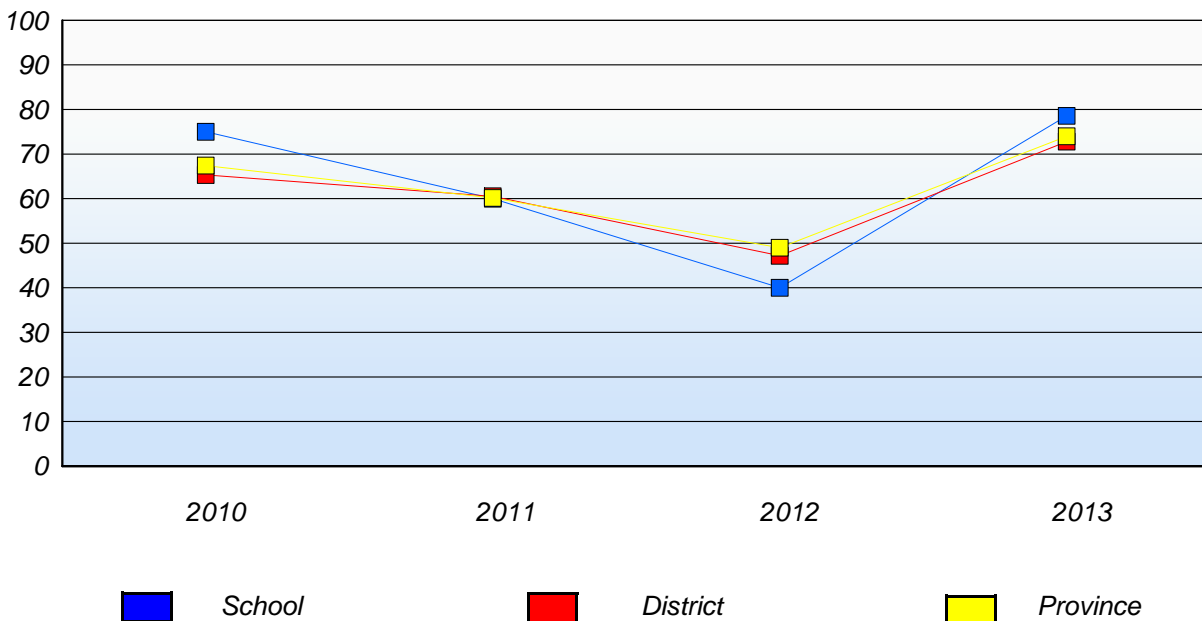
District 2 - Western

School #: 075 Hampden Academy

Demand Writing
Percentage of students at level 3 or above (2010 - 2013)



Reading
Percentage of students at level 3 or above (2010 - 2013)

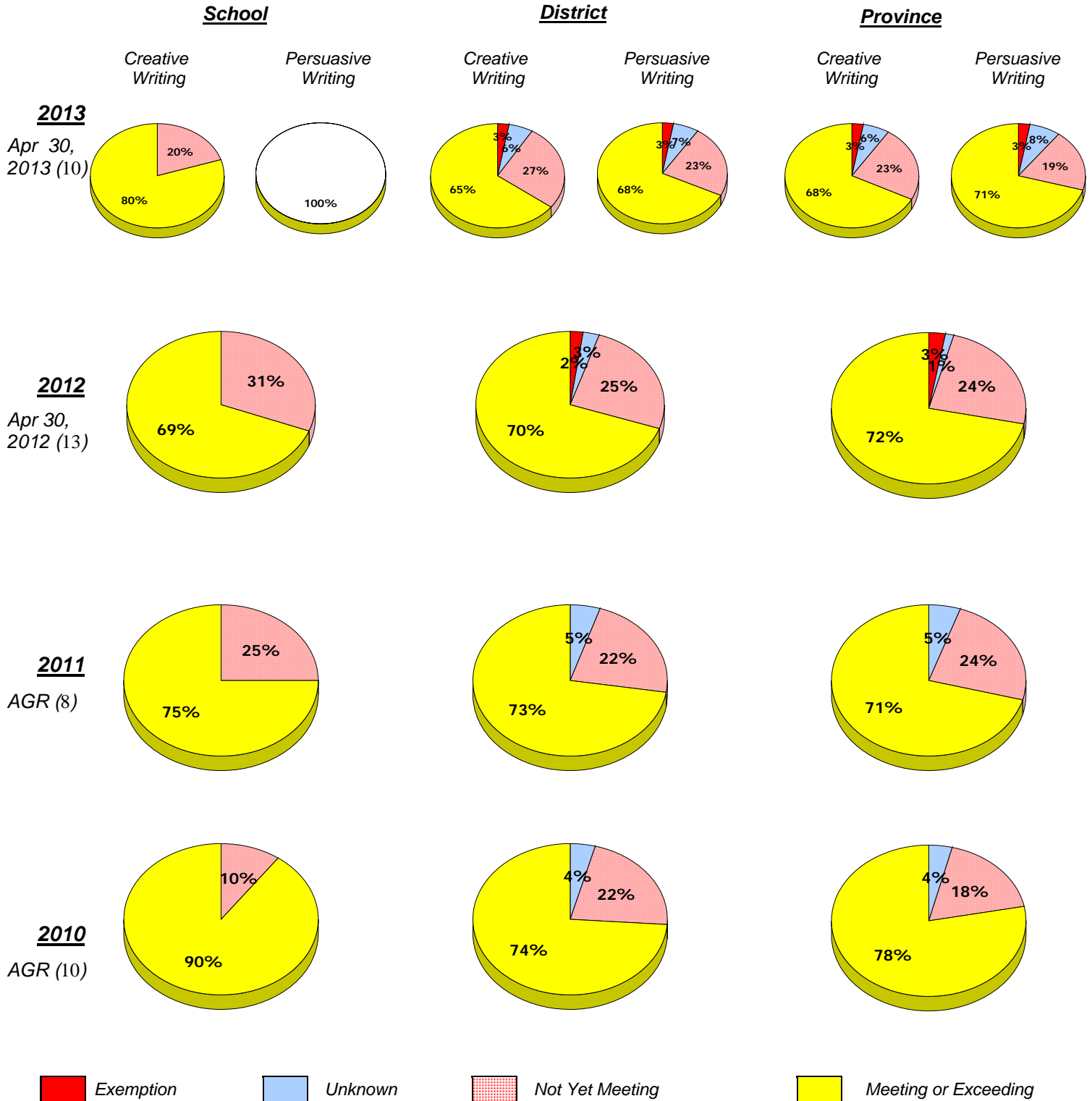


* In some cases, CRT numbers may exceed AGR numbers based on late enrolments. Pie chart is based on the number of students who wrote the CRT.
* Mushuau Innu Natuashish School and Sheshatshiu Innu School are excluded from district and provincial results.

District 2 - Western

School #: 079 St. James All Grade

Demand Writing



* In some cases, CRT numbers may exceed AGR numbers based on late enrolments. Pie chart is based on the number of students who wrote the CRT.
* Mushuau Innu Natuashish School and Sheshatshiu Innu School are excluded from district and provincial results.

Elementary English Language Arts
4 Year Provincial Assessment, June 2013
Student Population Report
(average scores)

District 2 - Western

School #: 079 St. James All Grade

Reading

School

District

Province

Non - Fiction

Fiction

Non - Fiction

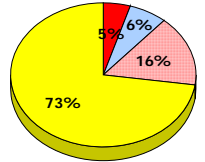
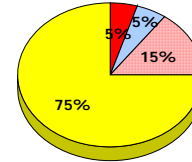
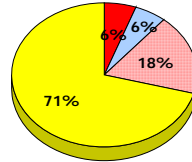
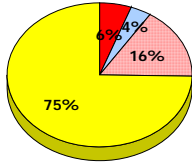
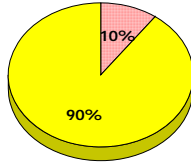
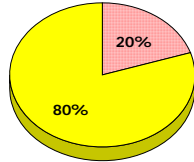
Fiction

Non - Fiction

Fiction

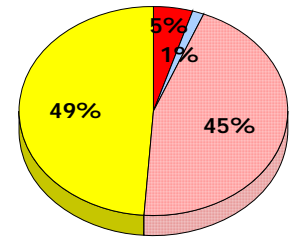
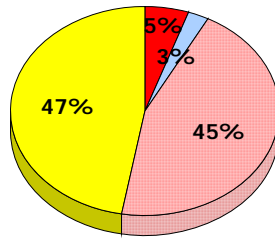
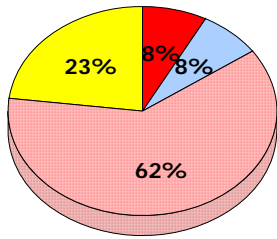
2013

Apr 30,
2013 (10)



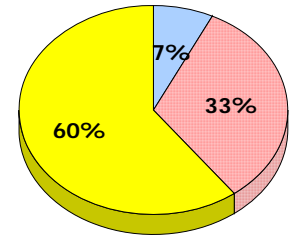
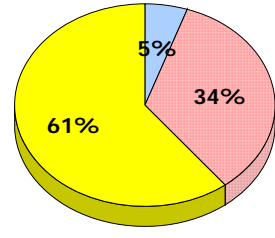
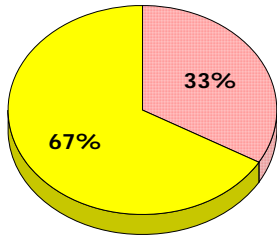
2012

Apr 30,
2012 (13)



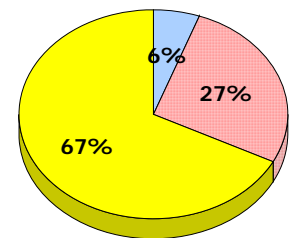
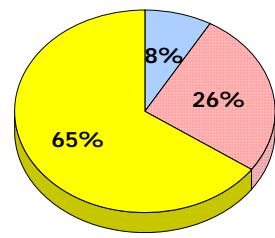
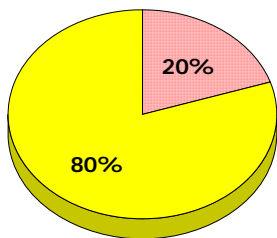
2011

AGR (8)



2010

AGR (10)



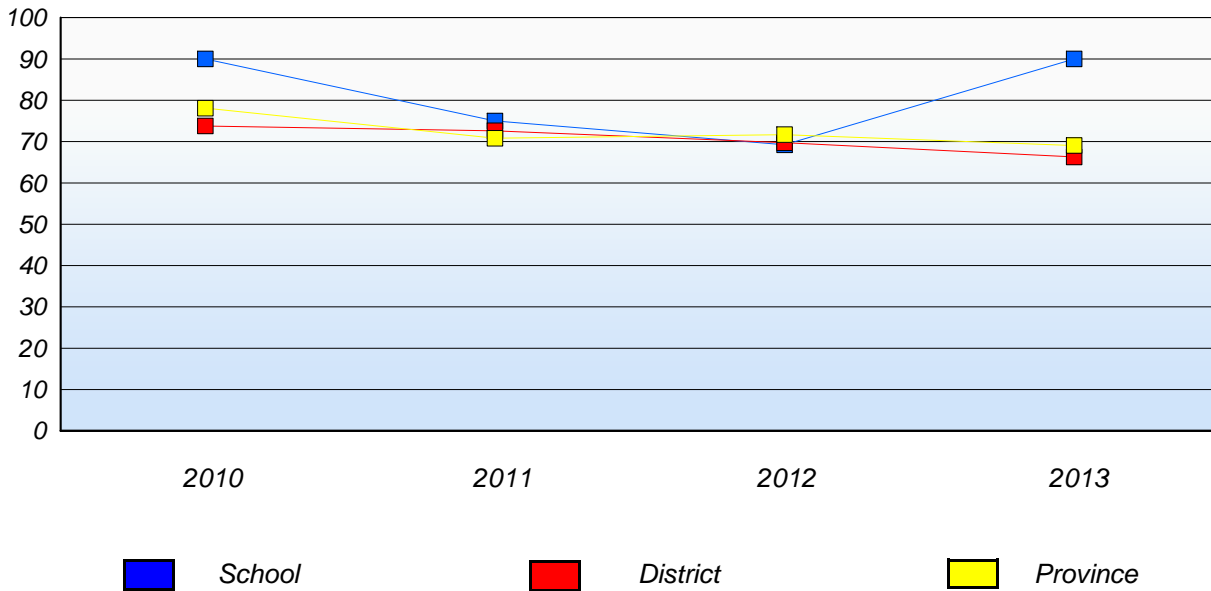
■ Exemption
 ■ Unknown
 ■ Not Yet Meeting
 ■ Meeting or Exceeding

* In some cases, CRT numbers may exceed AGR numbers based on late enrolments. Pie chart is based on the number of students who wrote the CRT.
 * Mushuau Innu Natuashish School and Sheshatshiu Innu School are excluded from district and provincial results.

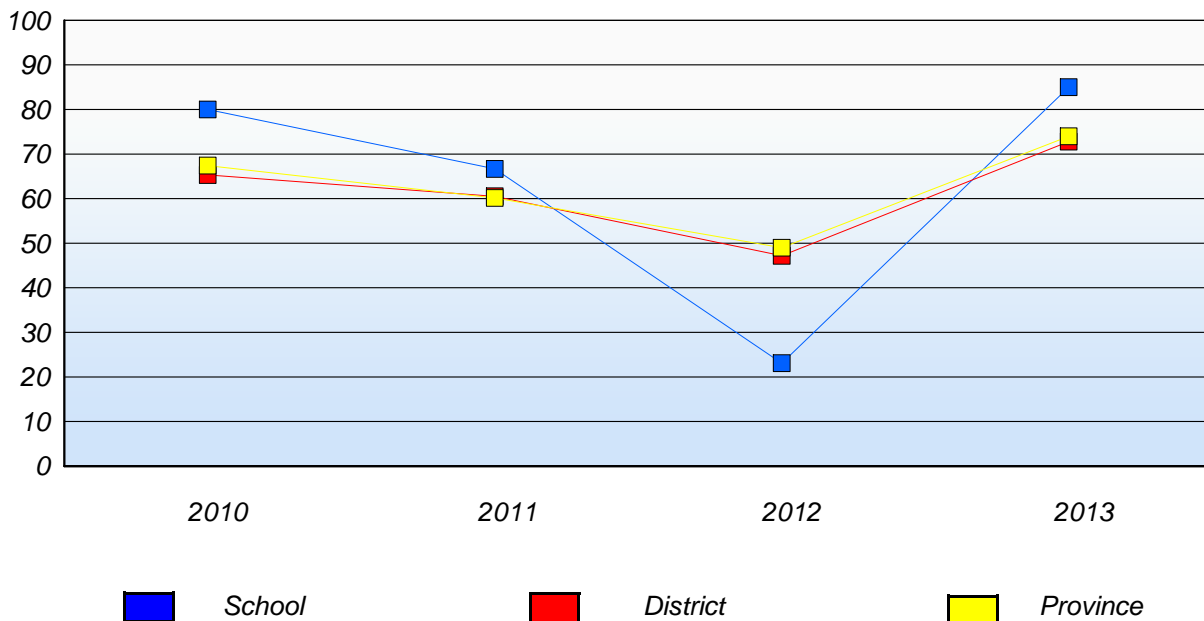
District 2 - Western

School #: 079 St. James All Grade

Demand Writing
Percentage of students at level 3 or above (2010 - 2013)



Reading
Percentage of students at level 3 or above (2010 - 2013)



* In some cases, CRT numbers may exceed AGR numbers based on late enrolments. Pie chart is based on the number of students who wrote the CRT.
* Mushuau Innu Natuashish School and Sheshatshiu Innu School are excluded from district and provincial results.

District 2 - Western

School #: 080 Templeton Academy

Demand Writing

School

District

Province

Creative Writing

Persuasive Writing

Creative Writing

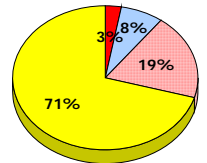
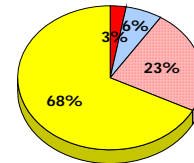
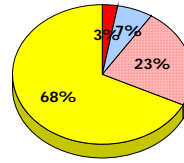
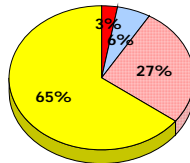
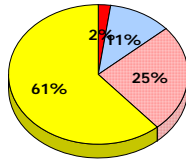
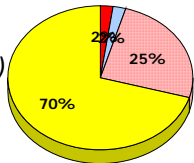
Persuasive Writing

Creative Writing

Persuasive Writing

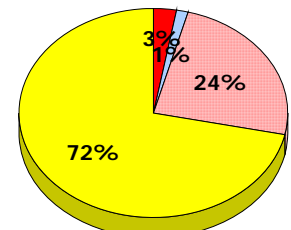
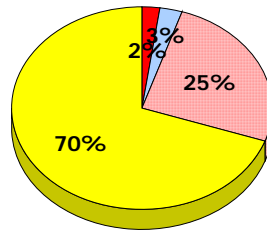
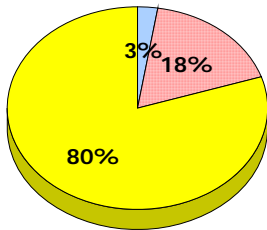
2013

Apr 30, 2013 (44)



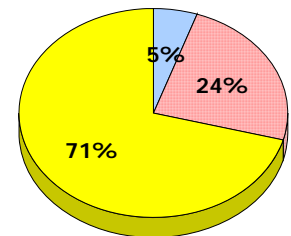
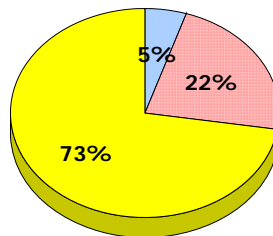
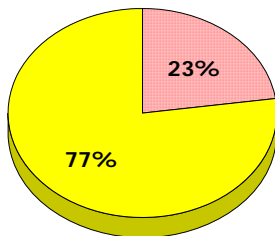
2012

Apr 30, 2012 (40)



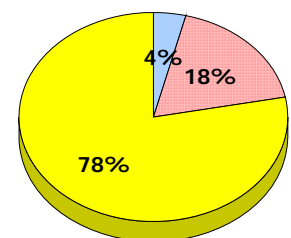
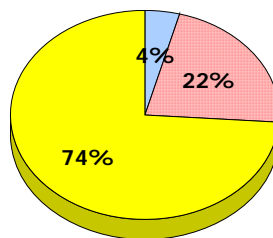
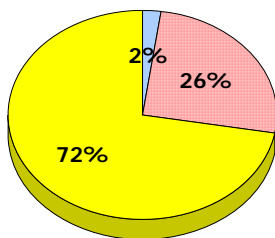
2011

AGR (35)



2010

AGR (43)



■ Exemption
 ■ Unknown
 ■ Not Yet Meeting
 ■ Meeting or Exceeding

* In some cases, CRT numbers may exceed AGR numbers based on late enrolments. Pie chart is based on the number of students who wrote the CRT.
 * Mushuau Innu Natuashish School and Sheshatshiu Innu School are excluded from district and provincial results.

Elementary English Language Arts
4 Year Provincial Assessment, June 2013
Student Population Report
(average scores)

District 2 - Western

School #: 080 Templeton Academy

Reading

School

District

Province

Non - Fiction

Fiction

Non - Fiction

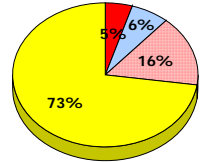
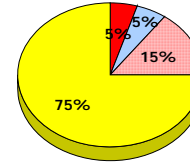
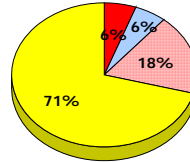
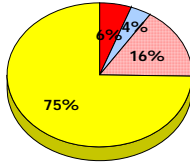
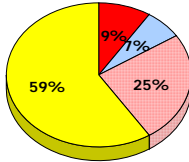
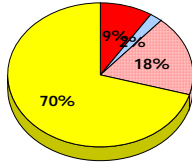
Fiction

Non - Fiction

Fiction

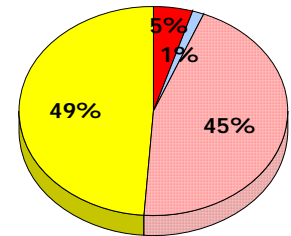
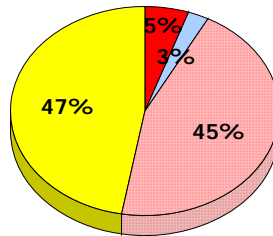
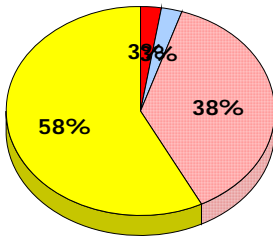
2013

Apr 30,
2013 (44)



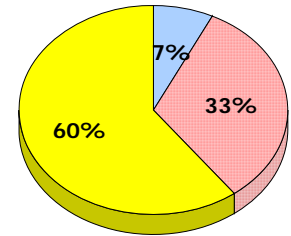
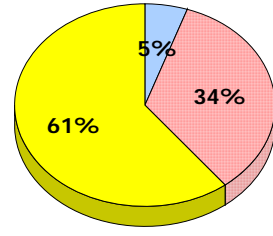
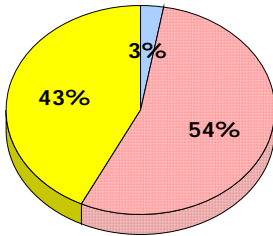
2012

Apr 30,
2012 (40)



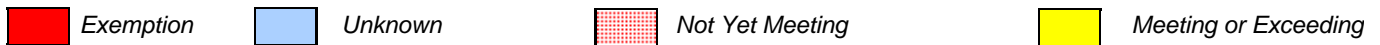
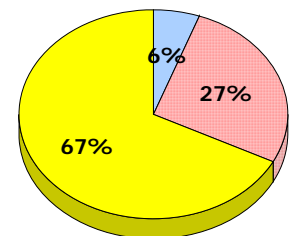
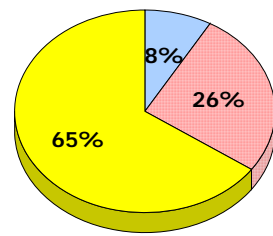
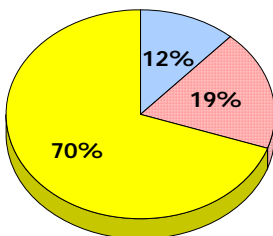
2011

AGR (35)



2010

AGR (43)

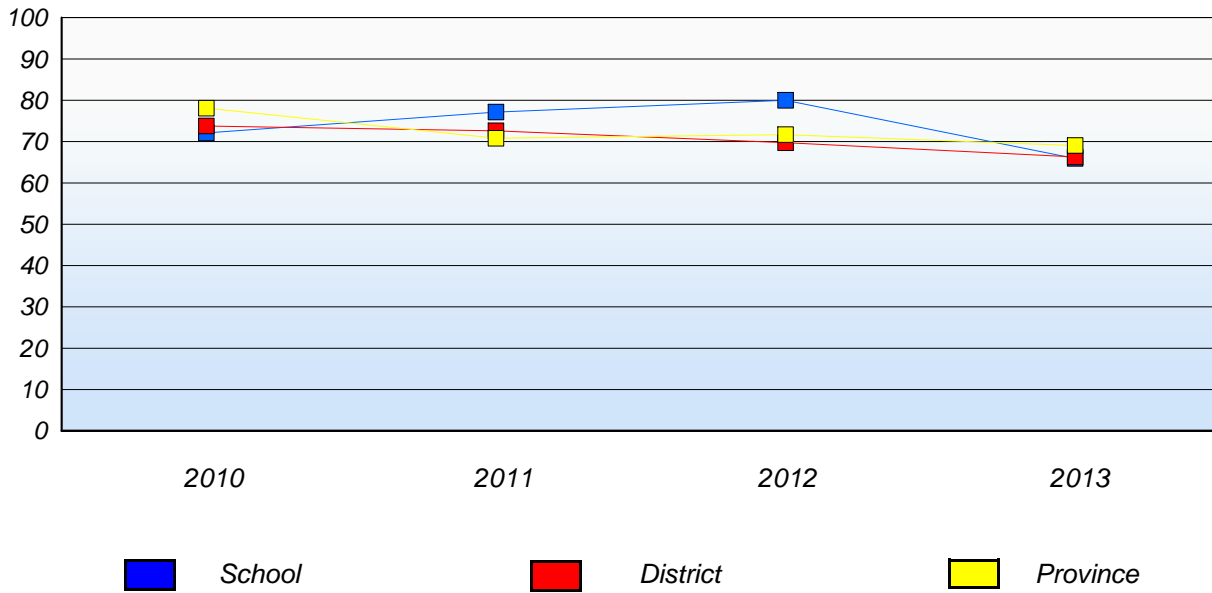


* In some cases, CRT numbers may exceed AGR numbers based on late enrolments. Pie chart is based on the number of students who wrote the CRT.
 * Mushuau Innu Natuashish School and Sheshatshiu Innu School are excluded from district and provincial results.

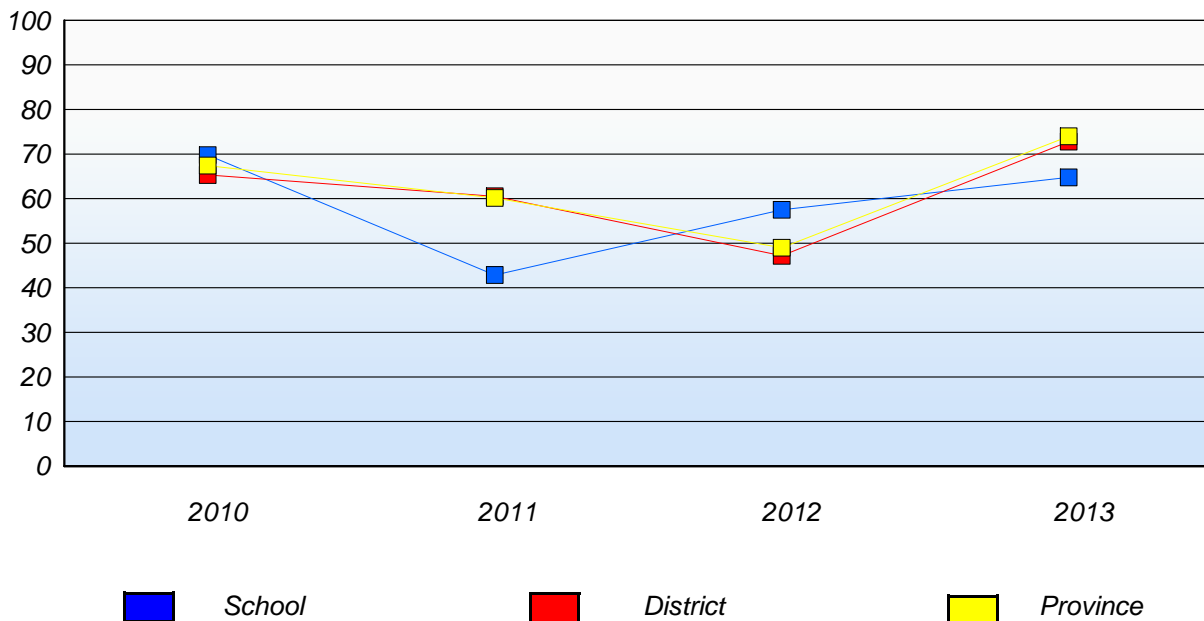
District 2 - Western

School #: 080 Templeton Academy

Demand Writing
Percentage of students at level 3 or above (2010 - 2013)



Reading
Percentage of students at level 3 or above (2010 - 2013)



* In some cases, CRT numbers may exceed AGR numbers based on late enrolments. Pie chart is based on the number of students who wrote the CRT.
* Mushuau Innu Natuashish School and Sheshatshiu Innu School are excluded from district and provincial results.

District 2 - Western

School #: 082 Pasadena Elementary School

Demand Writing

School

District

Province

Creative Writing

Persuasive Writing

Creative Writing

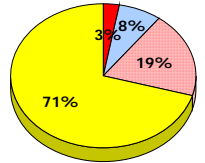
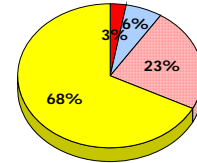
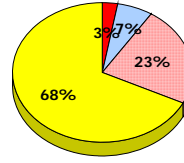
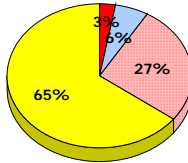
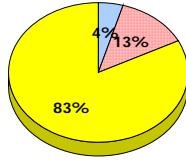
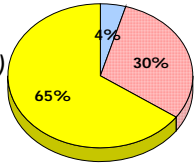
Persuasive Writing

Creative Writing

Persuasive Writing

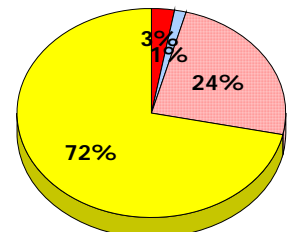
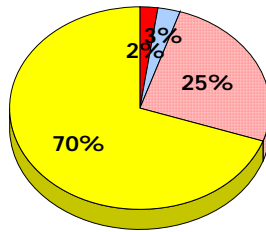
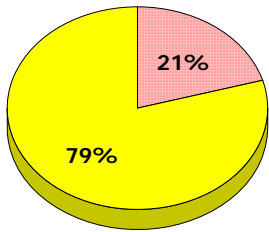
2013

Apr 30, 2013 (23)



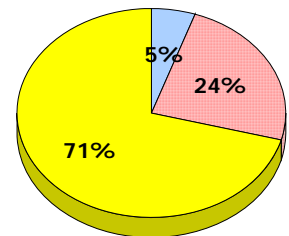
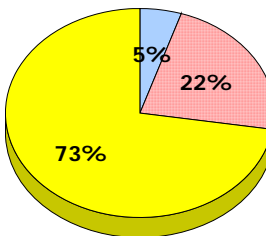
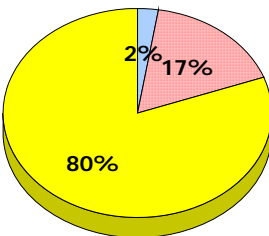
2012

Apr 30, 2012 (29)



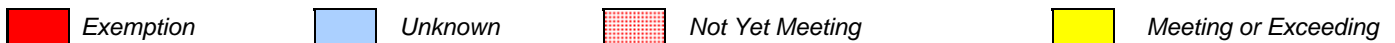
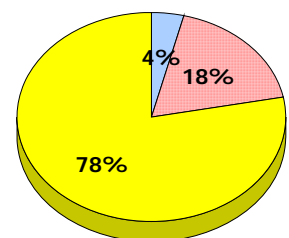
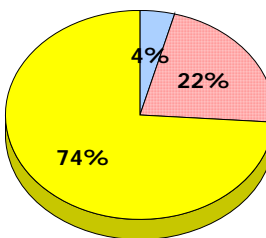
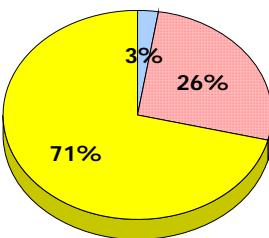
2011

AGR (41)



2010

AGR (38)



* In some cases, CRT numbers may exceed AGR numbers based on late enrolments. Pie chart is based on the number of students who wrote the CRT.
* Mushuau Innu Natuashish School and Sheshatshiu Innu School are excluded from district and provincial results.

Elementary English Language Arts
4 Year Provincial Assessment, June 2013
Student Population Report
(average scores)

District 2 - Western

School #: 082 Pasadena Elementary School

Reading

School

District

Province

Non - Fiction

Fiction

Non - Fiction

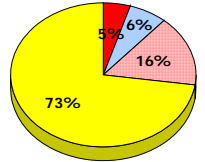
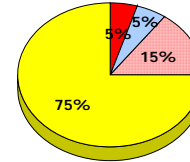
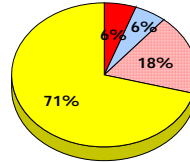
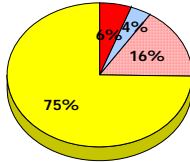
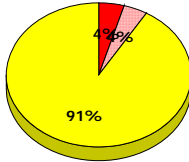
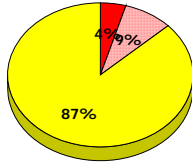
Fiction

Non - Fiction

Fiction

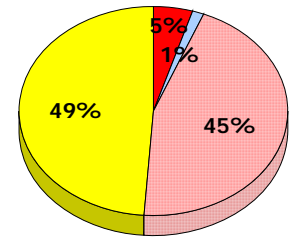
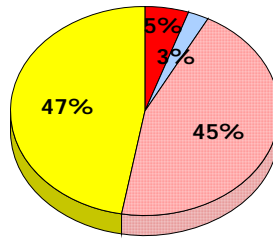
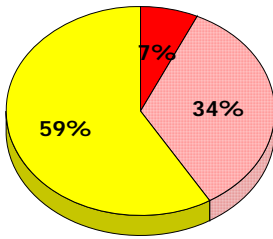
2013

Apr 30,
2013 (23)



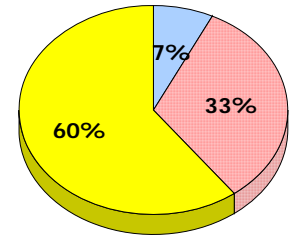
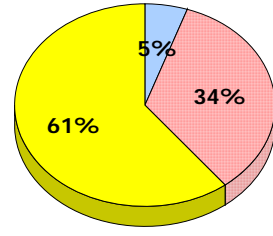
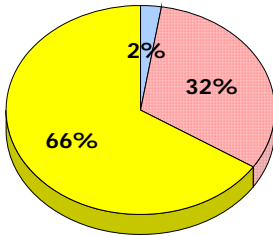
2012

Apr 30,
2012 (29)



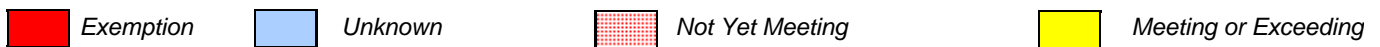
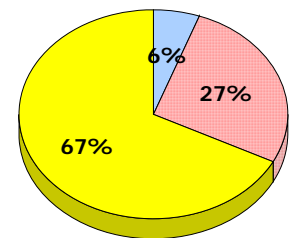
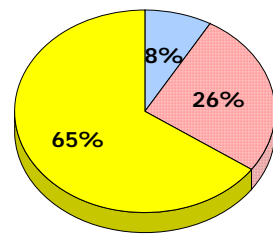
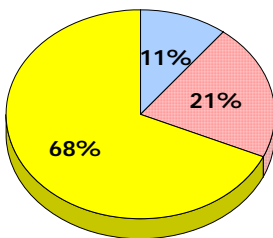
2011

AGR (41)



2010

AGR (38)



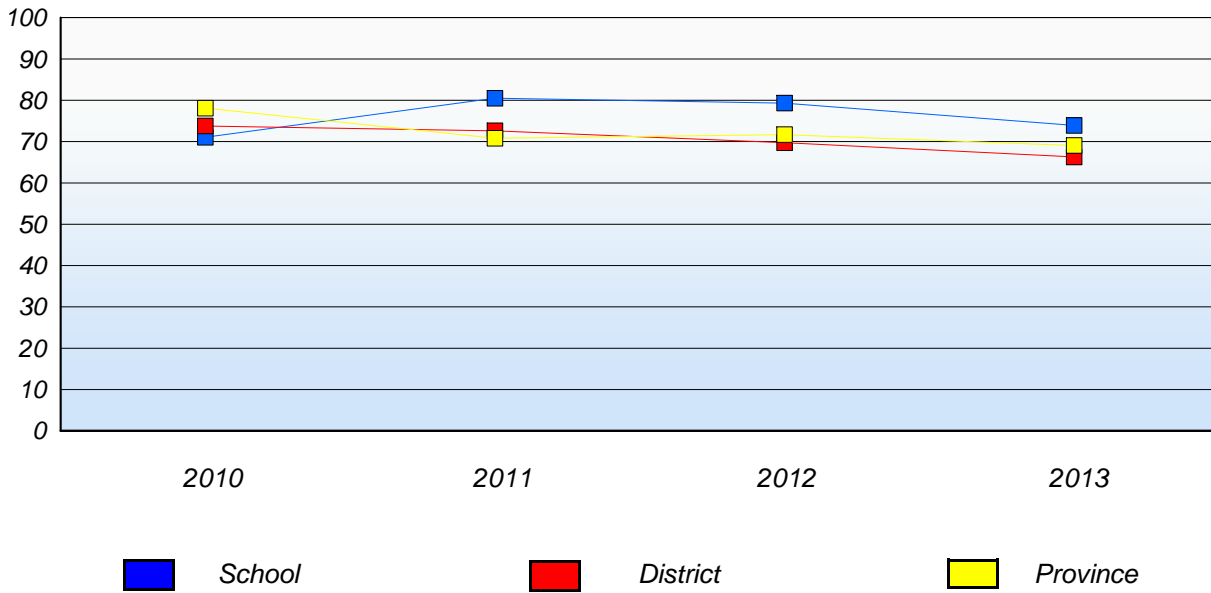
* In some cases, CRT numbers may exceed AGR numbers based on late enrolments. Pie chart is based on the number of students who wrote the CRT.
* Mushuau Innu Natuashish School and Sheshatshiu Innu School are excluded from district and provincial results.

**Elementary English Language Arts
4 Year Provincial Assessment, June 2013
Student Population Report**
(average scores)

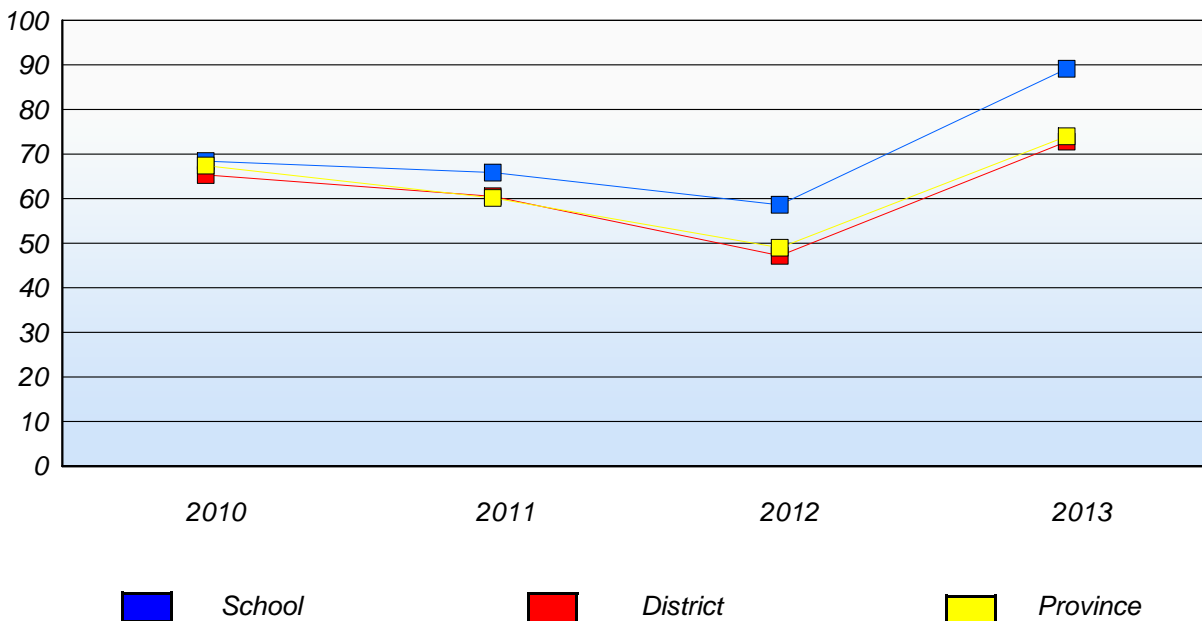
District 2 - Western

School #: 082 Pasadena Elementary School

Demand Writing
Percentage of students at level 3 or above (2010 - 2013)



Reading
Percentage of students at level 3 or above (2010 - 2013)



* In some cases, CRT numbers may exceed AGR numbers based on late enrolments. Pie chart is based on the number of students who wrote the CRT.
* Mushuau Innu Natuashish School and Sheshatshiu Innu School are excluded from district and provincial results.

District 2 - Western

School #: 086 Gros Morne Academy

Demand Writing

School

District

Province

Creative Writing

Persuasive Writing

Creative Writing

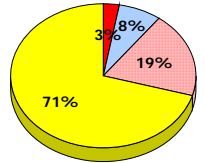
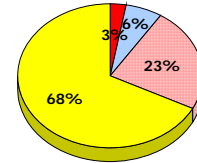
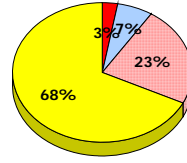
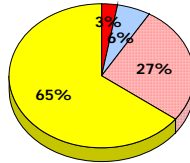
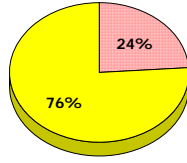
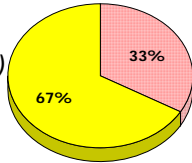
Persuasive Writing

Creative Writing

Persuasive Writing

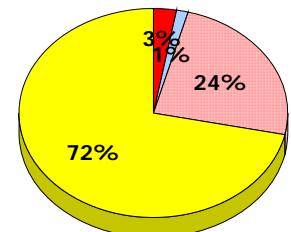
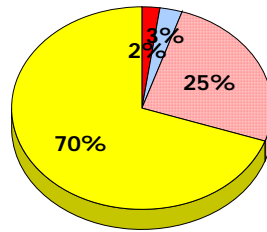
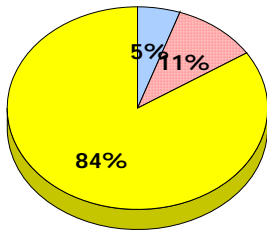
2013

Apr 30, 2013 (21)



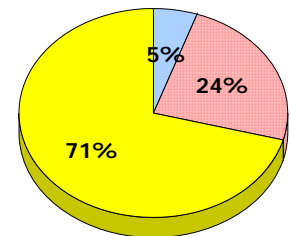
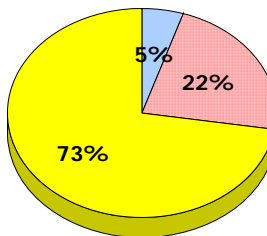
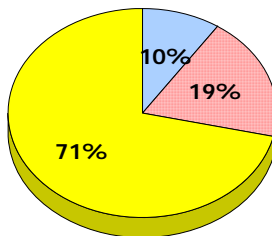
2012

Apr 30, 2012 (19)



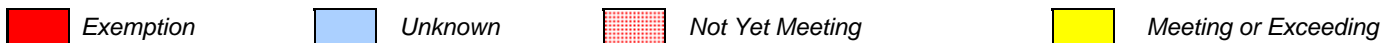
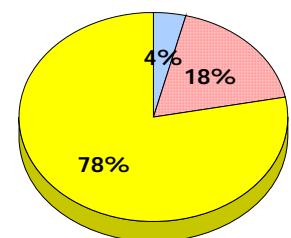
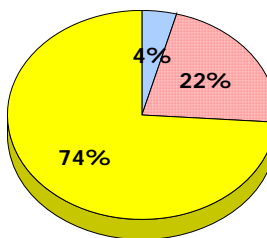
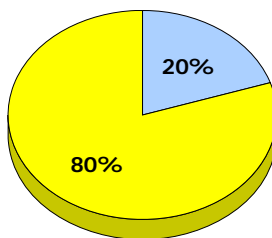
2011

AGR (21)



2010

AGR (15)



* In some cases, CRT numbers may exceed AGR numbers based on late enrolments. Pie chart is based on the number of students who wrote the CRT.
 * Mushuau Innu Natuashish School and Sheshatshiu Innu School are excluded from district and provincial results.

**Elementary English Language Arts
4 Year Provincial Assessment, June 2013
Student Population Report
(average scores)**

District 2 - Western

School #: 086 Gros Morne Academy

Reading

School

District

Province

Non - Fiction

Fiction

Non - Fiction

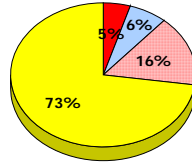
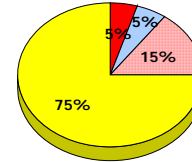
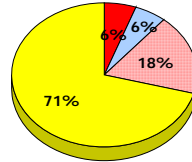
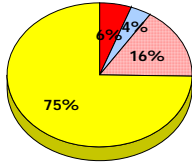
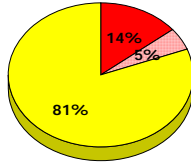
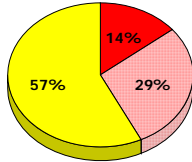
Fiction

Non - Fiction

Fiction

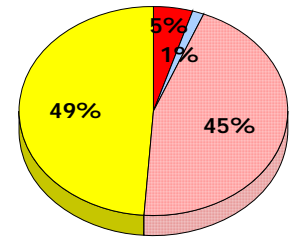
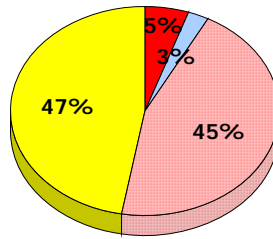
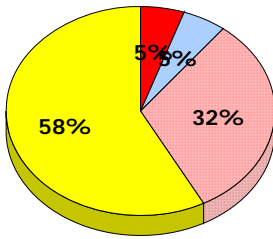
2013

Apr 30,
2013 (21)



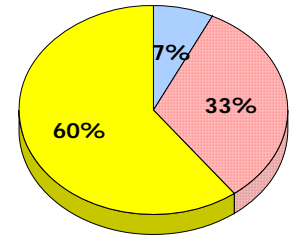
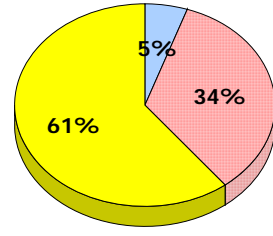
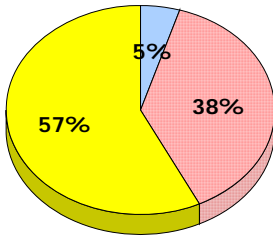
2012

Apr 30,
2012 (19)



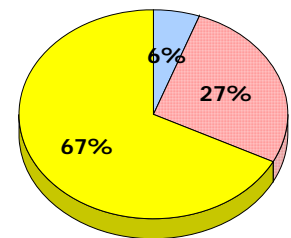
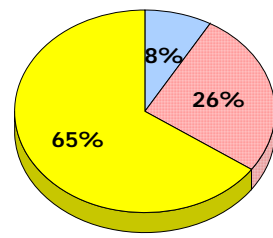
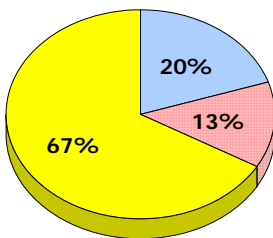
2011

AGR (21)



2010

AGR (15)



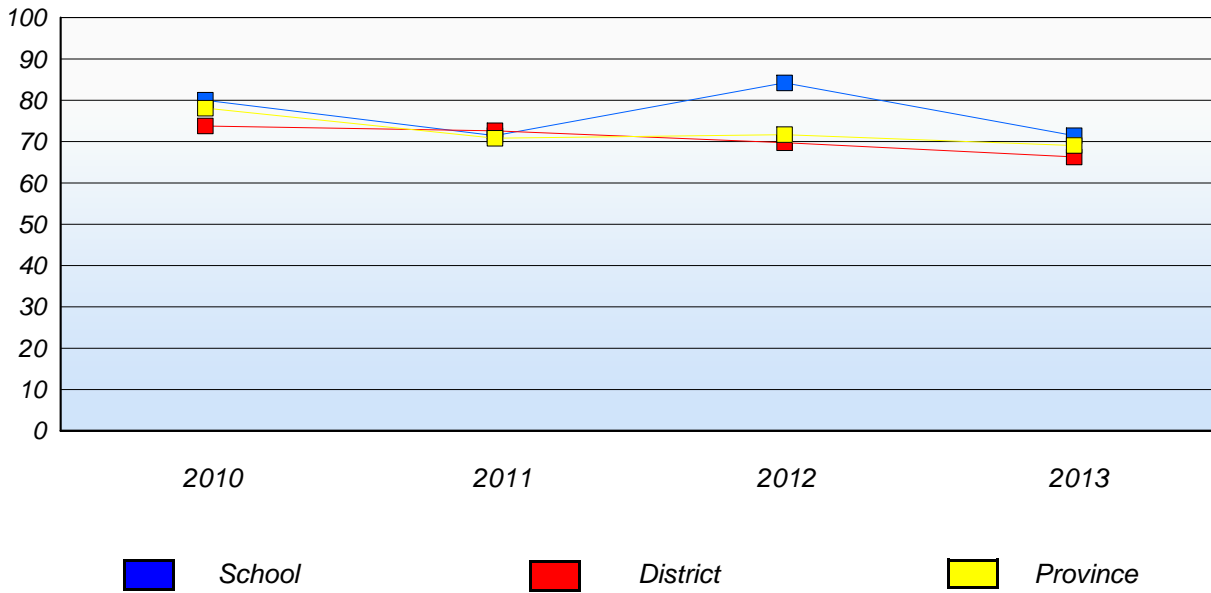
■ Exemption
 ■ Unknown
 ■ Not Yet Meeting
 ■ Meeting or Exceeding

* In some cases, CRT numbers may exceed AGR numbers based on late enrolments. Pie chart is based on the number of students who wrote the CRT.
 * Mushuau Innu Natuashish School and Sheshatshiu Innu School are excluded from district and provincial results.

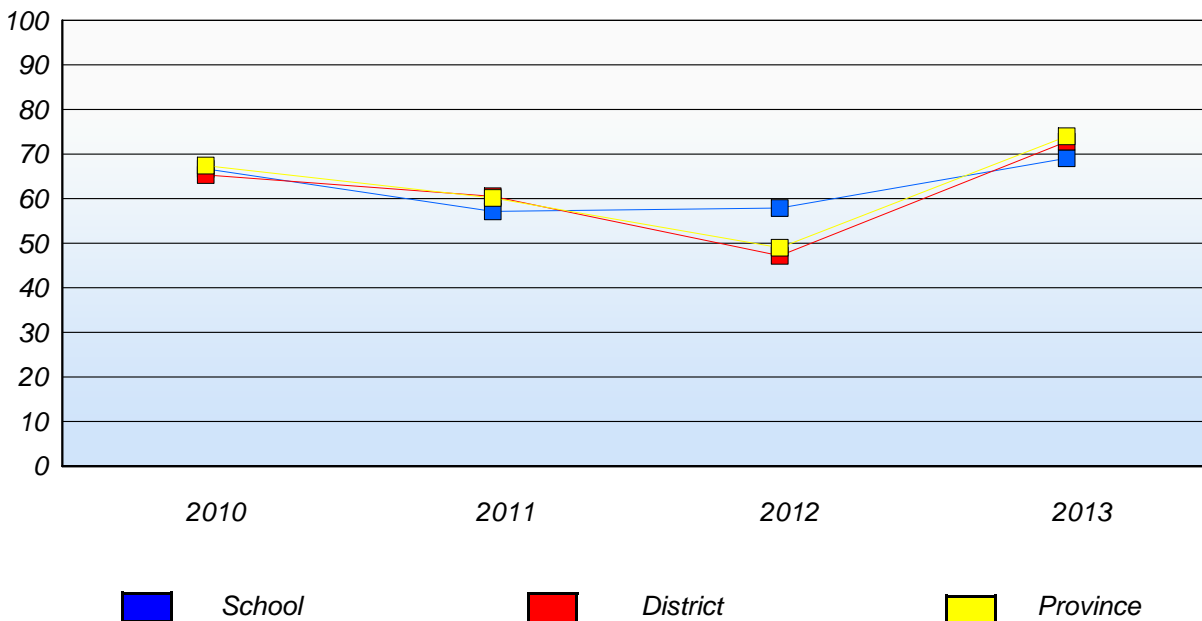
District 2 - Western

School #: 086 Gros Morne Academy

Demand Writing
Percentage of students at level 3 or above (2010 - 2013)



Reading
Percentage of students at level 3 or above (2010 - 2013)



* In some cases, CRT numbers may exceed AGR numbers based on late enrolments. Pie chart is based on the number of students who wrote the CRT.
* Mushuau Innu Natuashish School and Sheshatshiu Innu School are excluded from district and provincial results.

District 2 - Western

School #: 088 Main River Academy

Demand Writing

School

District

Province

Creative Writing

Persuasive Writing

Creative Writing

Persuasive Writing

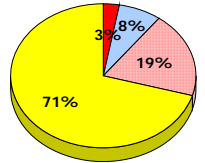
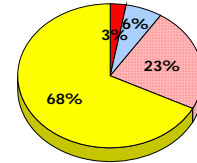
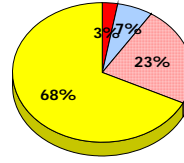
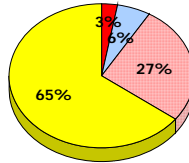
Creative Writing

Persuasive Writing

2013

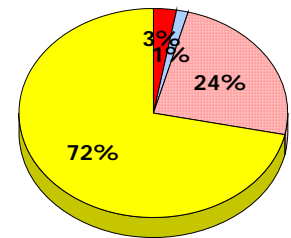
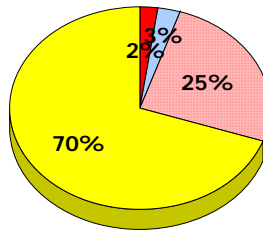
Apr 30, 2013 (2)

School data with 5 or fewer students withheld for reasons of confidentiality.



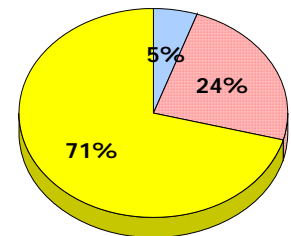
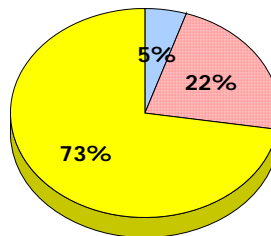
2012

Apr 30, 2012 (5)



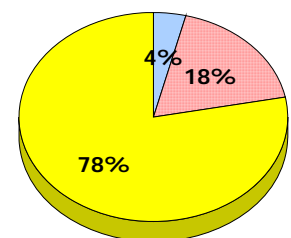
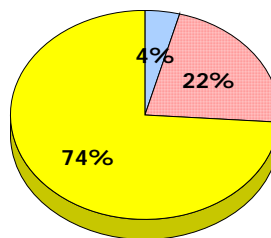
2011

AGR (8)



2010

AGR (13)



Exemption

Unknown

Not Yet Meeting

Meeting or Exceeding

* In some cases, CRT numbers may exceed AGR numbers based on late enrolments. Pie chart is based on the number of students who wrote the CRT.
* Mushuau Innu Natuashish School and Sheshatshiu Innu School are excluded from district and provincial results.

Elementary English Language Arts
4 Year Provincial Assessment, June 2013
Student Population Report
(average scores)

District 2 - Western

School #: 088 Main River Academy

Reading

School

District

Province

Non - Fiction

Fiction

Non - Fiction

Fiction

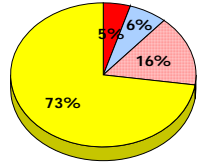
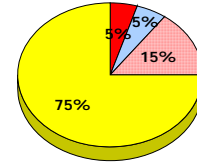
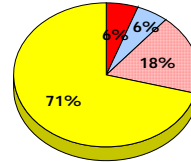
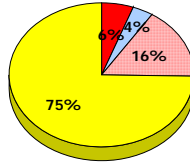
Non - Fiction

Fiction

2013

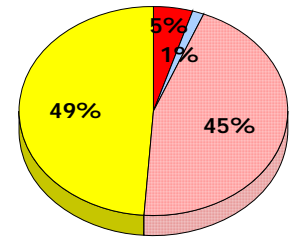
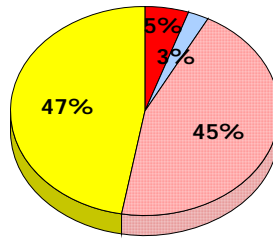
Apr 30,
2013 (2)

*School data with 5 or fewer students
withheld for reasons of confidentiality.*



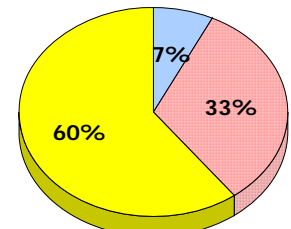
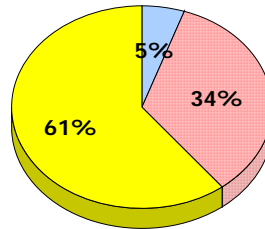
2012

Apr 30,
2012 (5)



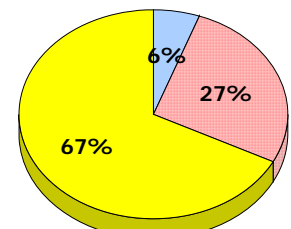
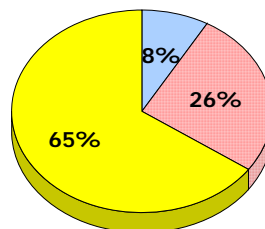
2011

AGR (8)



2010

AGR (13)



■ Exemption
 ■ Unknown
 ■ Not Yet Meeting
 ■ Meeting or Exceeding

* In some cases, CRT numbers may exceed AGR numbers based on late enrolments. Pie chart is based on the number of students who wrote the CRT.
 * Mushuau Innu Natuashish School and Sheshatshiu Innu School are excluded from district and provincial results.

**Elementary English Language Arts
4 Year Provincial Assessment, June 2013
Student Population Report**
(average scores)

District 2 - Western

School #: 088 Main River Academy

Demand Writing

Percentage of students at level 3 or above (2010 - 2013)

School data with 5 or fewer students withheld for reasons of confidentiality.



Reading

Percentage of students at level 3 or above (2010 - 2013)

School data with 5 or fewer students withheld for reasons of confidentiality.



* In some cases, CRT numbers may exceed AGR numbers based on late enrolments. Pie chart is based on the number of students who wrote the CRT.

* Mushuau Innu Natuashish School and Sheshatshiu Innu School are excluded from district and provincial results.

District 2 - Western

School #: 089 Jakeman All Grade

Demand Writing

School

District

Province

Creative Writing

Persuasive Writing

Creative Writing

Persuasive Writing

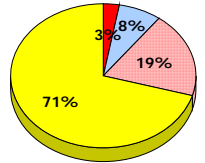
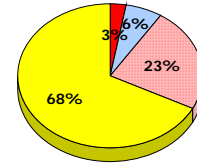
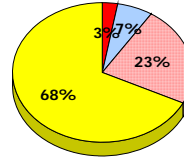
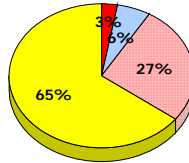
Creative Writing

Persuasive Writing

2013

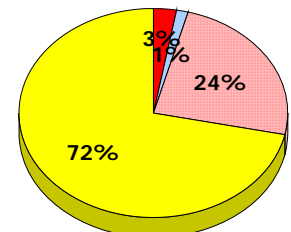
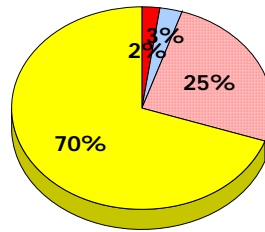
Apr 30, 2013 (3)

School data with 5 or fewer students withheld for reasons of confidentiality.



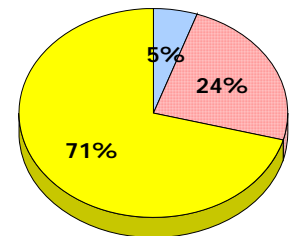
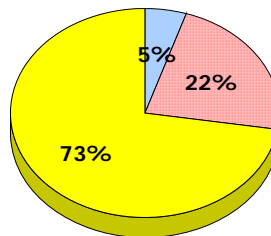
2012

Apr 30, 2012 (9)



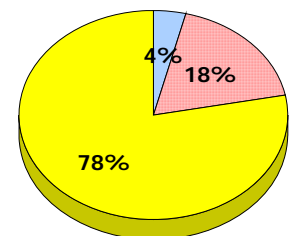
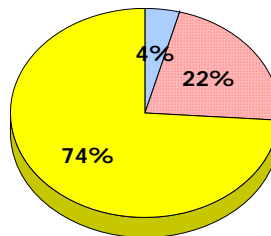
2011

AGR (5)



2010

AGR (2)



■ Exemption
 ■ Unknown
 ■ Not Yet Meeting
 ■ Meeting or Exceeding

* In some cases, CRT numbers may exceed AGR numbers based on late enrolments. Pie chart is based on the number of students who wrote the CRT.
 * Mushuau Innu Natuashish School and Sheshatshiu Innu School are excluded from district and provincial results.

Elementary English Language Arts
4 Year Provincial Assessment, June 2013
Student Population Report
(average scores)

District 2 - Western

School #: 089 Jakeman All Grade

Reading

School

District

Province

Non - Fiction

Fiction

Non - Fiction

Fiction

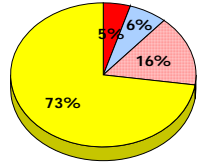
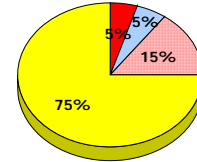
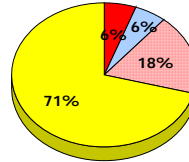
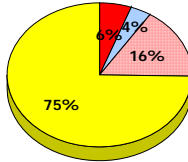
Non - Fiction

Fiction

2013

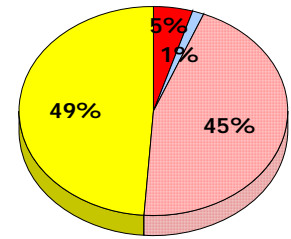
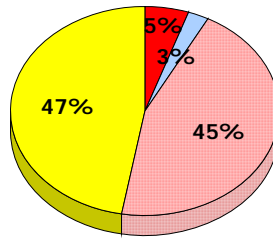
Apr 30,
2013 (3)

*School data with 5 or fewer students
withheld for reasons of confidentiality.*



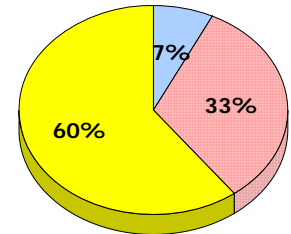
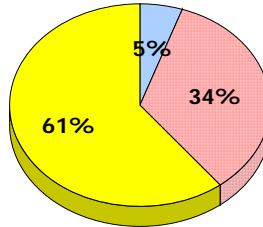
2012

Apr 30,
2012 (9)



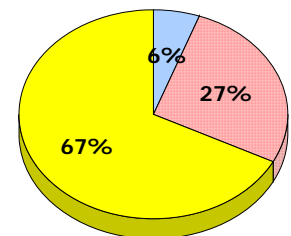
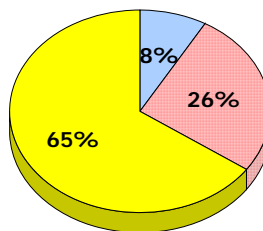
2011

AGR (5)



2010

AGR (2)



■ Exemption
 ■ Unknown
 ■ Not Yet Meeting
 ■ Meeting or Exceeding

* In some cases, CRT numbers may exceed AGR numbers based on late enrolments. Pie chart is based on the number of students who wrote the CRT.
 * Mushuau Innu Natuashish School and Sheshatshiu Innu School are excluded from district and provincial results.

**Elementary English Language Arts
4 Year Provincial Assessment, June 2013
Student Population Report**
(average scores)

District 2 - Western

School #: 089 Jakeman All Grade

Demand Writing

Percentage of students at level 3 or above (2010 - 2013)

School data with 5 or fewer students withheld for reasons of confidentiality.



Reading

Percentage of students at level 3 or above (2010 - 2013)

School data with 5 or fewer students withheld for reasons of confidentiality.



* In some cases, CRT numbers may exceed AGR numbers based on late enrolments. Pie chart is based on the number of students who wrote the CRT.

* Mushuau Innu Natuashish School and Sheshatshiu Innu School are excluded from district and provincial results.

District 2 - Western

School #: 091 Burgeo Academy

Demand Writing

School

District

Province

Creative Writing

Persuasive Writing

Creative Writing

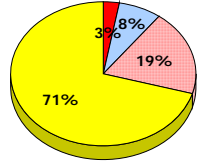
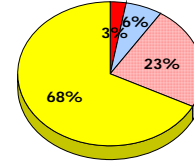
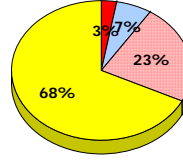
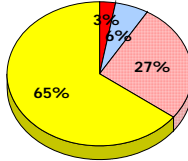
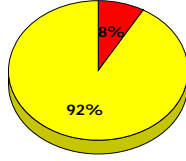
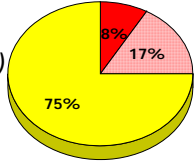
Persuasive Writing

Creative Writing

Persuasive Writing

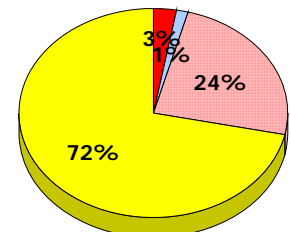
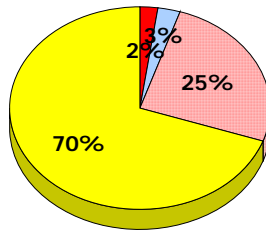
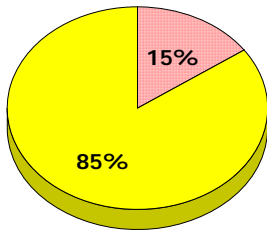
2013

Apr 30,
2013 (12)



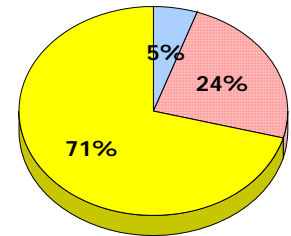
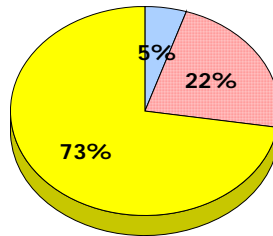
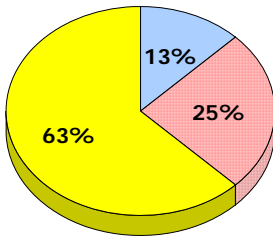
2012

Apr 30,
2012 (13)



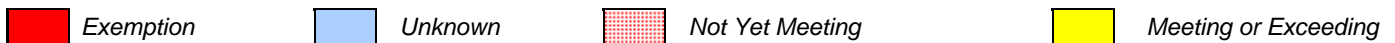
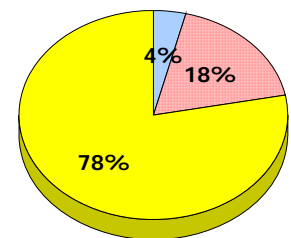
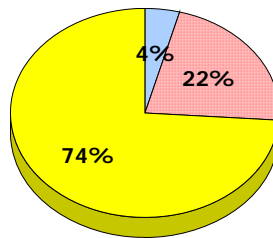
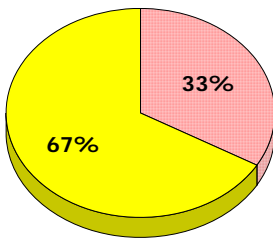
2011

AGR (8)



2010

AGR (8)



* In some cases, CRT numbers may exceed AGR numbers based on late enrolments. Pie chart is based on the number of students who wrote the CRT.
* Mushuau Innu Natuashish School and Sheshatshiu Innu School are excluded from district and provincial results.

Elementary English Language Arts
4 Year Provincial Assessment, June 2013
Student Population Report
(average scores)

District 2 - Western

School #: 091 Burgeo Academy

Reading

School

District

Province

Non - Fiction

Fiction

Non - Fiction

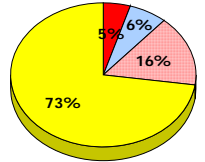
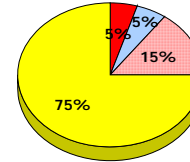
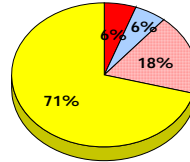
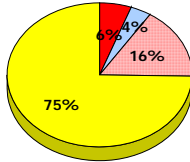
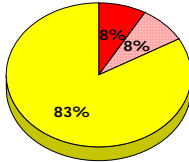
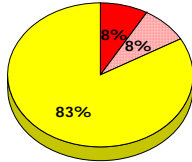
Fiction

Non - Fiction

Fiction

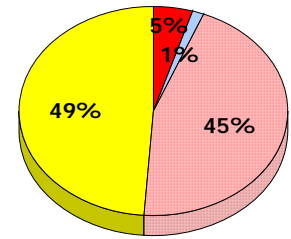
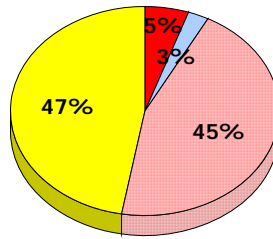
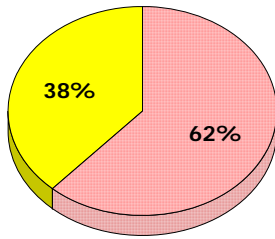
2013

Apr 30,
2013 (12)



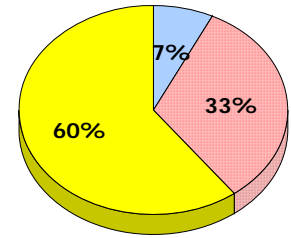
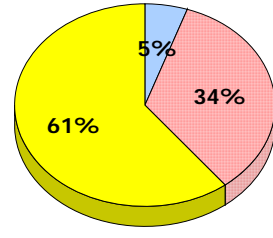
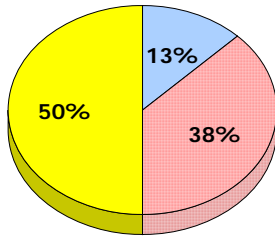
2012

Apr 30,
2012 (13)



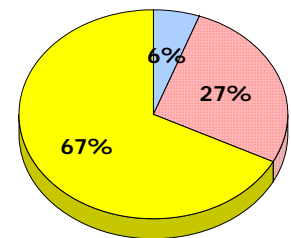
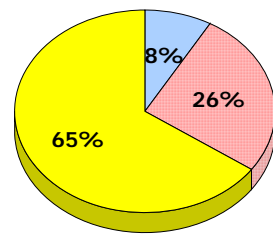
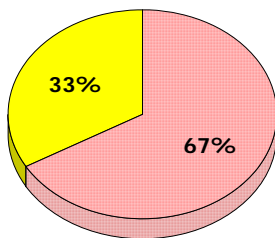
2011

AGR (8)



2010

AGR (8)



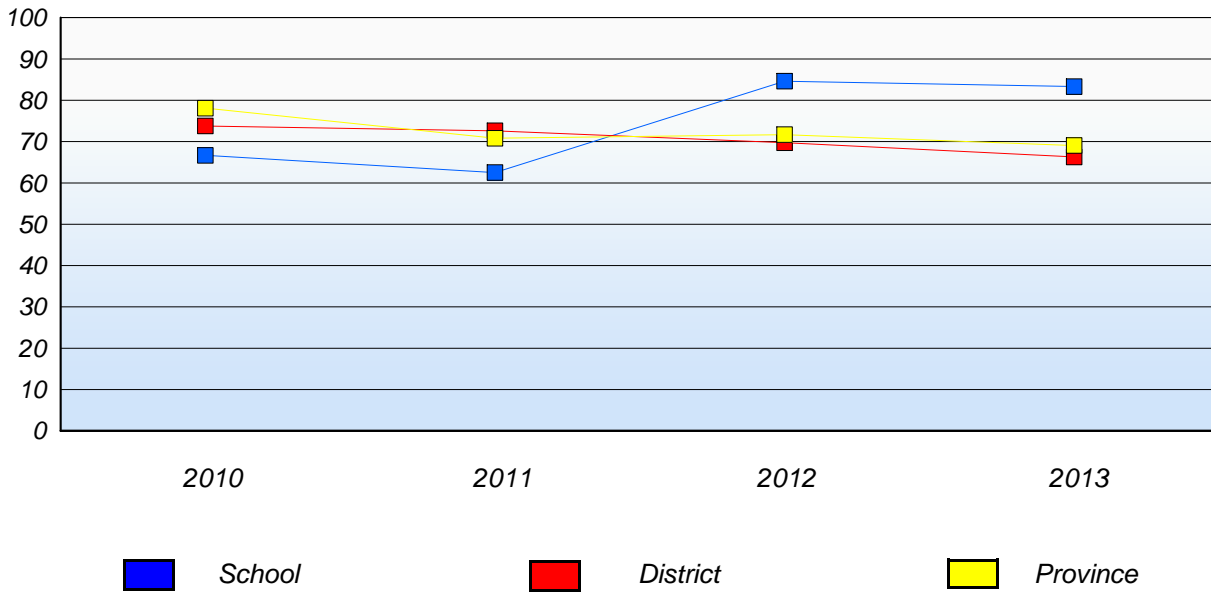
■ Exemption
 ■ Unknown
 ■ Not Yet Meeting
 ■ Meeting or Exceeding

* In some cases, CRT numbers may exceed AGR numbers based on late enrolments. Pie chart is based on the number of students who wrote the CRT.
 * Mushuau Innu Natuashish School and Sheshatshiu Innu School are excluded from district and provincial results.

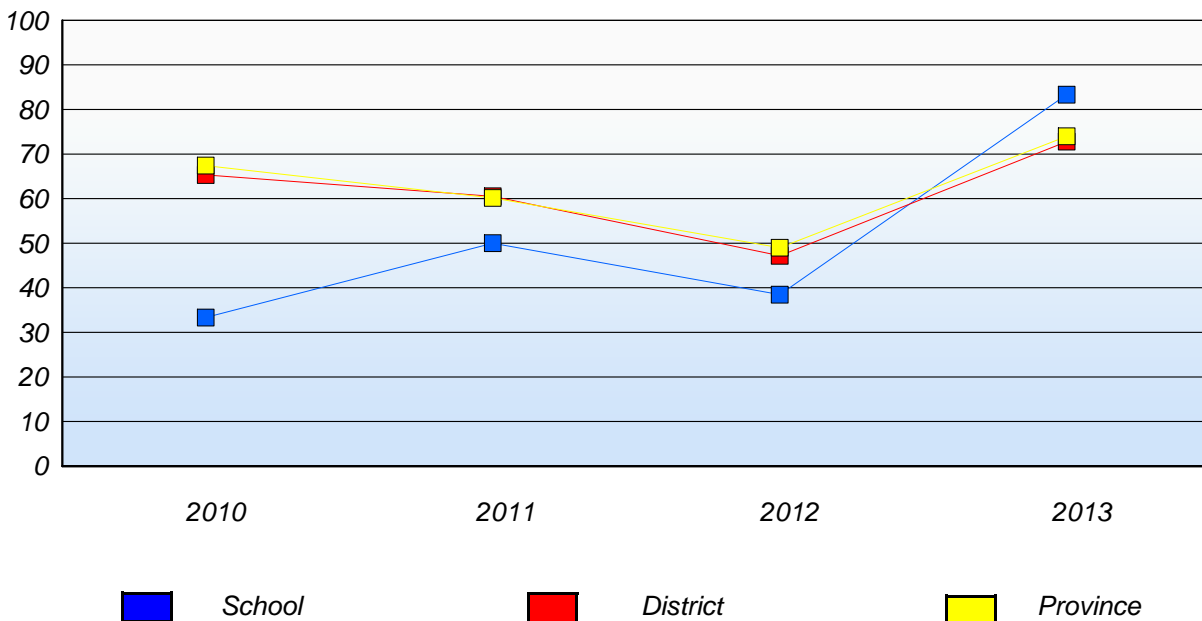
District 2 - Western

School #: 091 Burgeo Academy

Demand Writing
Percentage of students at level 3 or above (2010 - 2013)



Reading
Percentage of students at level 3 or above (2010 - 2013)



* In some cases, CRT numbers may exceed AGR numbers based on late enrolments. Pie chart is based on the number of students who wrote the CRT.

* Mushuau Innu Natuashish School and Sheshatshiu Innu School are excluded from district and provincial results.

District 2 - Western

School #: 092 Grandy's River Collegiate

Demand Writing

School

District

Province

Creative Writing

Persuasive Writing

Creative Writing

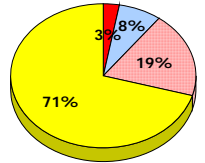
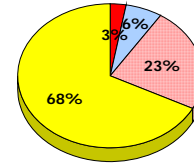
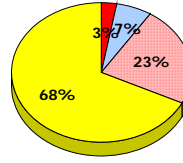
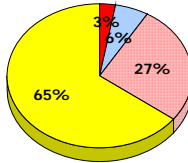
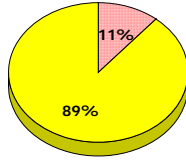
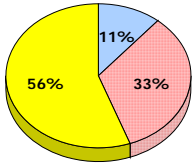
Persuasive Writing

Creative Writing

Persuasive Writing

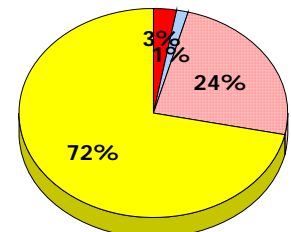
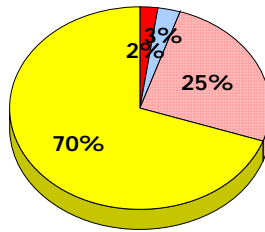
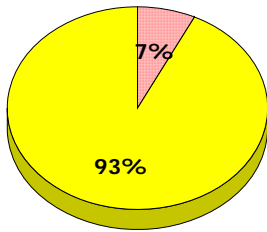
2013

Apr 30, 2013 (9)



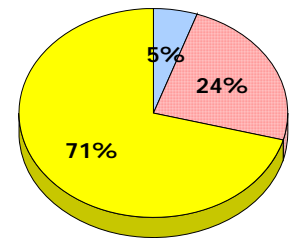
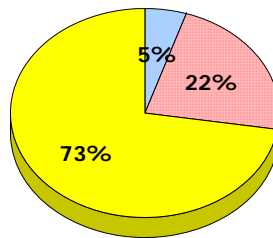
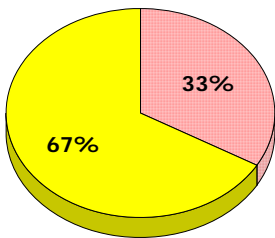
2012

Apr 30, 2012 (13)



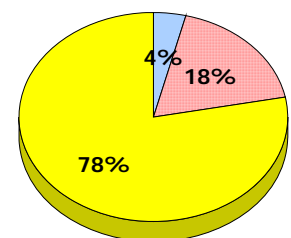
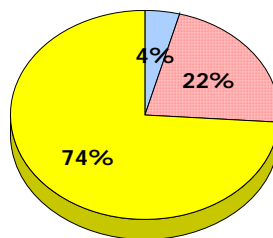
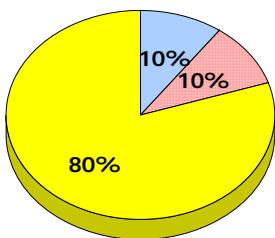
2011

AGR (9)



2010

AGR (10)



■ Exemption
 ■ Unknown
 ■ Not Yet Meeting
 ■ Meeting or Exceeding

* In some cases, CRT numbers may exceed AGR numbers based on late enrolments. Pie chart is based on the number of students who wrote the CRT.
 * Mushuau Innu Natuashish School and Sheshatshiu Innu School are excluded from district and provincial results.

Elementary English Language Arts
4 Year Provincial Assessment, June 2013
Student Population Report
(average scores)

District 2 - Western

School #: 092 Grandy's River Collegiate

Reading

School

District

Province

Non - Fiction

Fiction

Non - Fiction

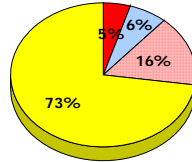
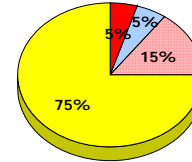
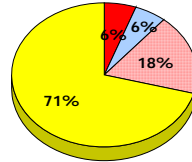
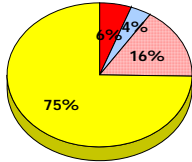
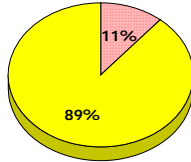
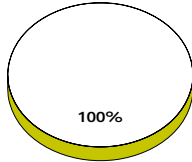
Fiction

Non - Fiction

Fiction

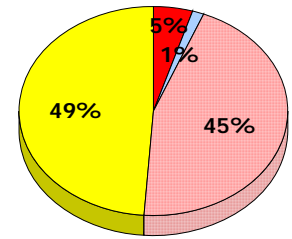
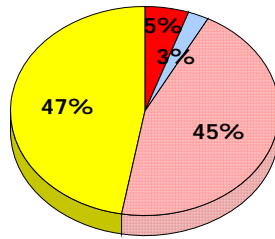
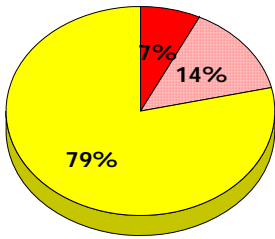
2013

Apr 30,
2013 (9)



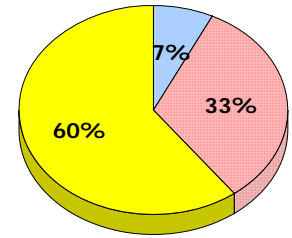
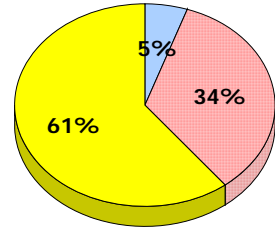
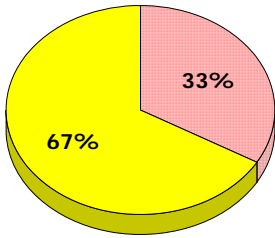
2012

Apr 30,
2012 (13)



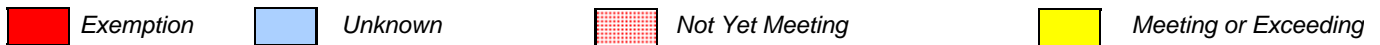
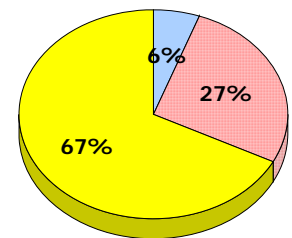
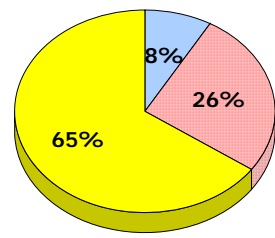
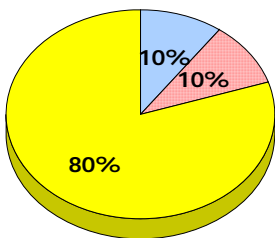
2011

AGR (9)



2010

AGR (10)



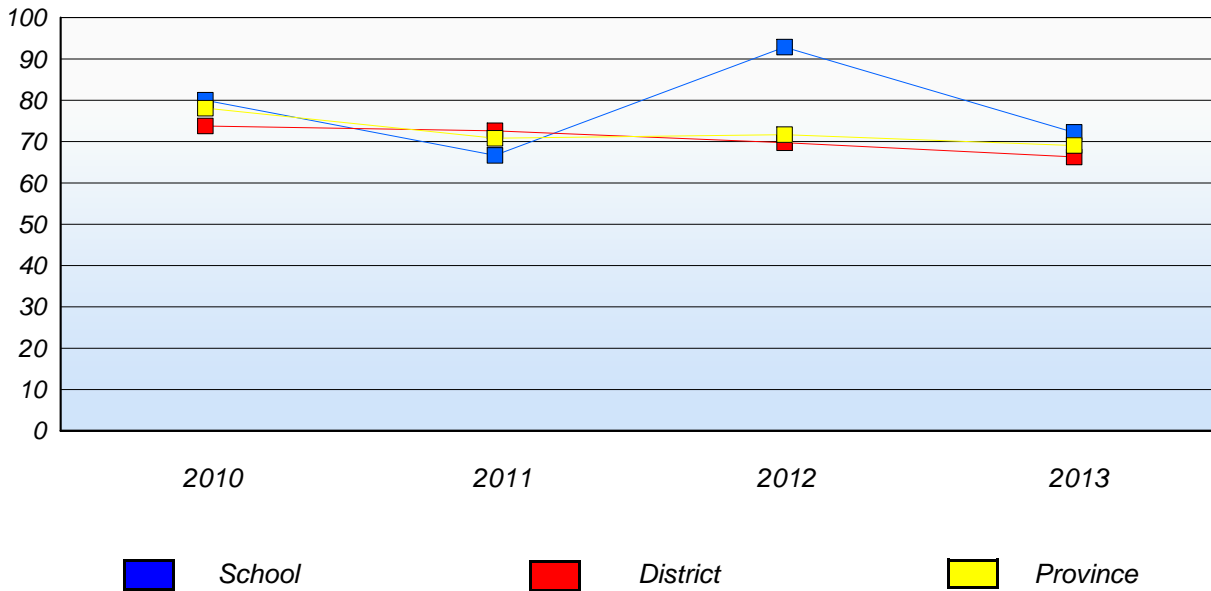
* In some cases, CRT numbers may exceed AGR numbers based on late enrolments. Pie chart is based on the number of students who wrote the CRT.
 * Mushuau Innu Natuashish School and Sheshatshiu Innu School are excluded from district and provincial results.

District 2 - Western

School #: 092 Grandy's River Collegiate

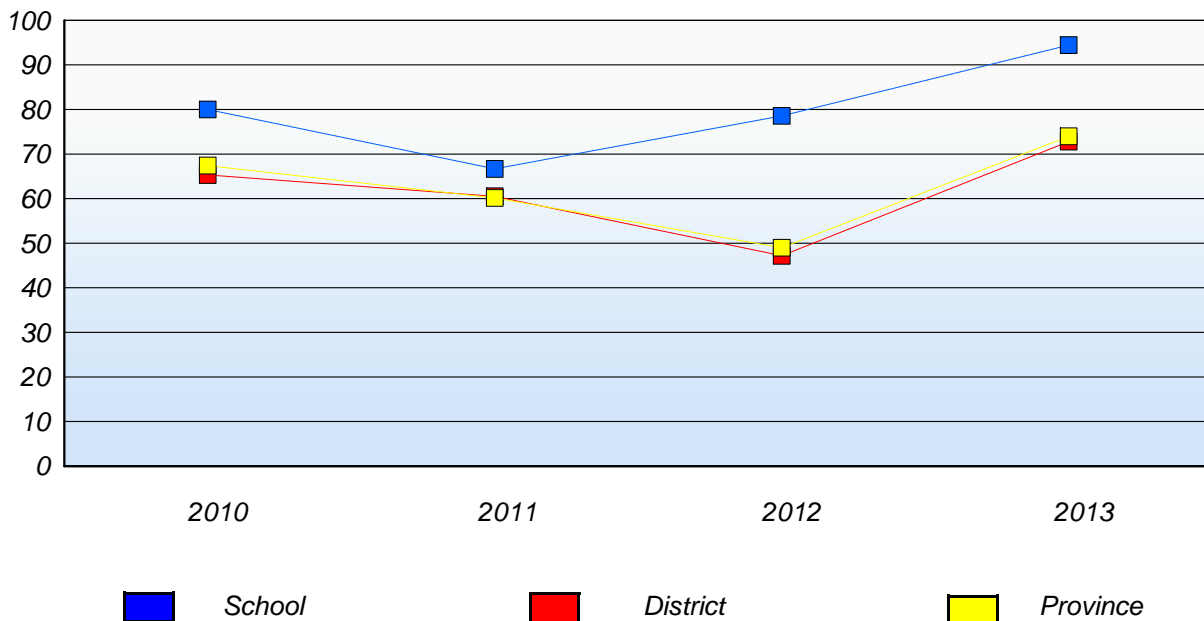
Demand Writing

Percentage of students at level 3 or above (2010 - 2013)



Reading

Percentage of students at level 3 or above (2010 - 2013)



* In some cases, CRT numbers may exceed AGR numbers based on late enrolments. Pie chart is based on the number of students who wrote the CRT.

* Mushuau Innu Natuashish School and Sheshatshiu Innu School are excluded from district and provincial results.

District 2 - Western

School #: 096 Our Lady of the Cape School

Demand Writing

School

District

Province

Creative Writing

Persuasive Writing

Creative Writing

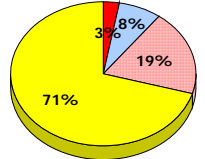
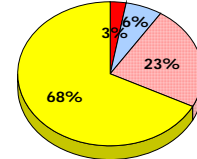
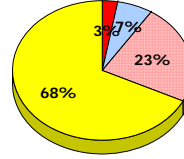
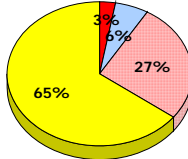
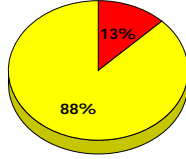
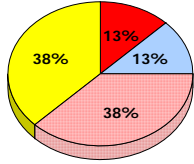
Persuasive Writing

Creative Writing

Persuasive Writing

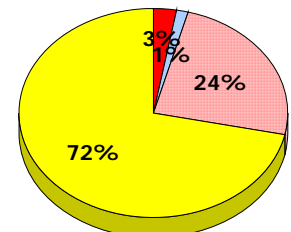
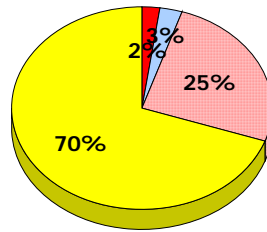
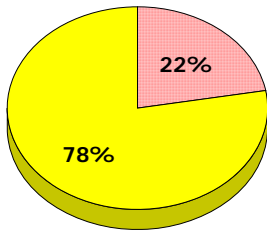
2013

Apr 30, 2013 (8)



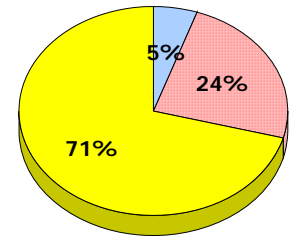
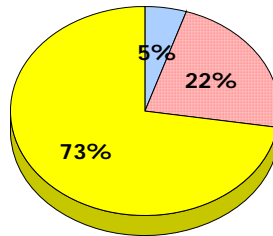
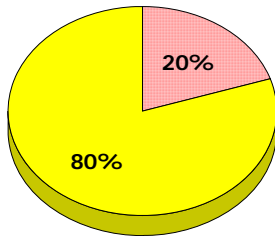
2012

Apr 30, 2012 (9)



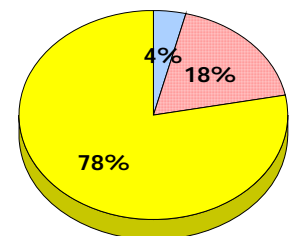
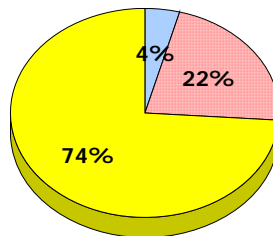
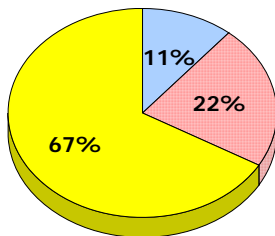
2011

AGR (10)



2010

AGR (9)



■ Exemption
 ■ Unknown
 ■ Not Yet Meeting
 ■ Meeting or Exceeding

* In some cases, CRT numbers may exceed AGR numbers based on late enrolments. Pie chart is based on the number of students who wrote the CRT.
 * Mushuau Innu Natuashish School and Sheshatshiu Innu School are excluded from district and provincial results.

Elementary English Language Arts
4 Year Provincial Assessment, June 2013
Student Population Report
(average scores)

District 2 - Western

School #: 096 Our Lady of the Cape School

Reading

School

District

Province

Non - Fiction

Fiction

Non - Fiction

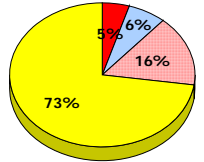
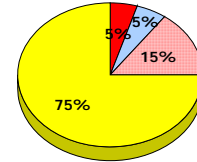
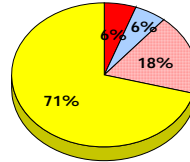
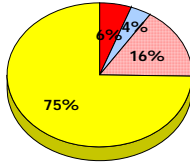
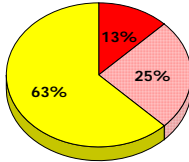
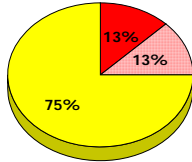
Fiction

Non - Fiction

Fiction

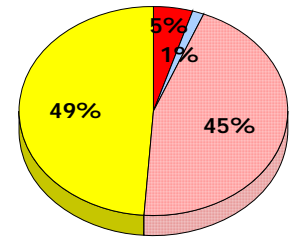
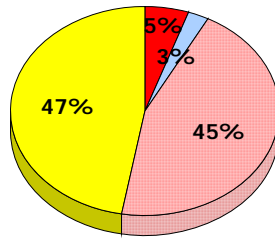
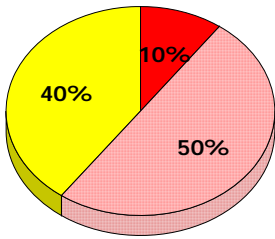
2013

Apr 30,
2013 (8)



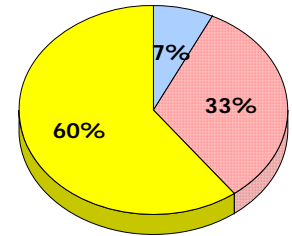
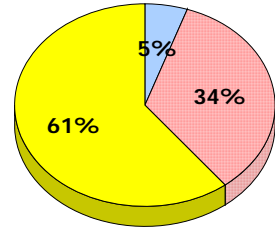
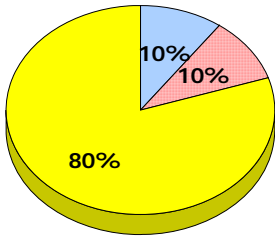
2012

Apr 30,
2012 (9)



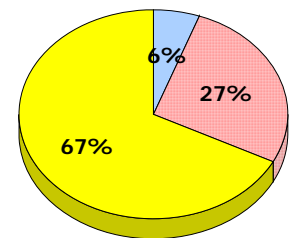
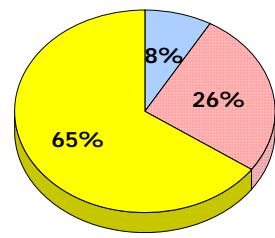
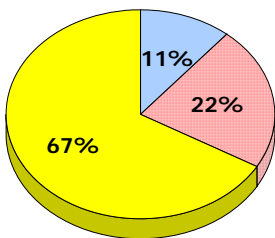
2011

AGR (10)



2010

AGR (9)



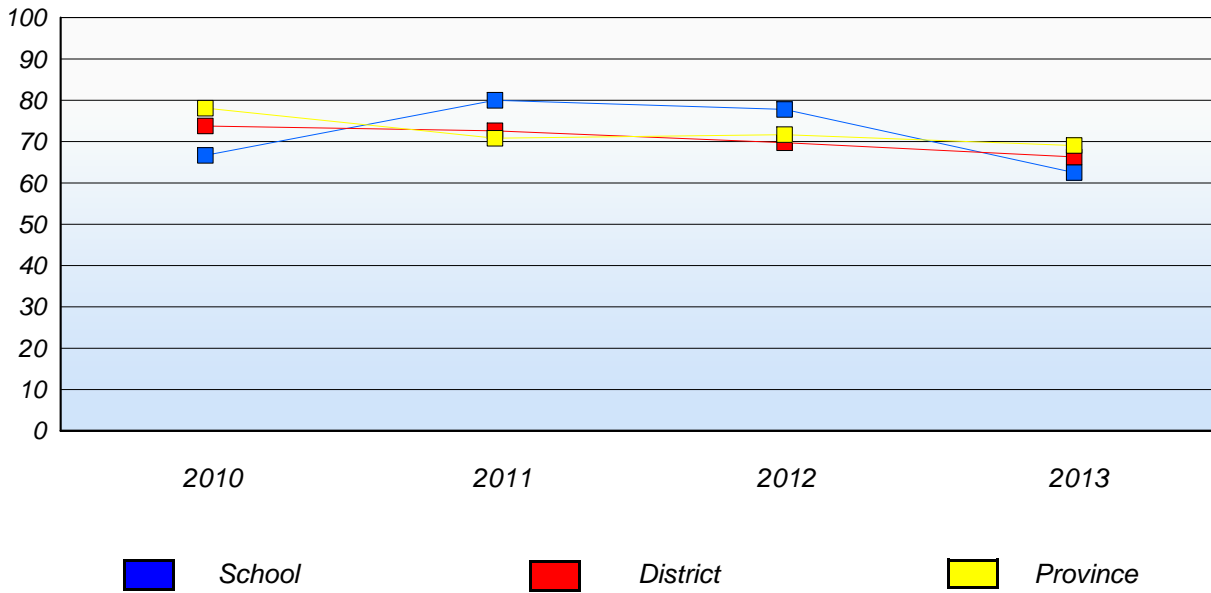
■ Exemption
 ■ Unknown
 ■ Not Yet Meeting
 ■ Meeting or Exceeding

* In some cases, CRT numbers may exceed AGR numbers based on late enrolments. Pie chart is based on the number of students who wrote the CRT.
 * Mushuau Innu Natuashish School and Sheshatshiu Innu School are excluded from district and provincial results.

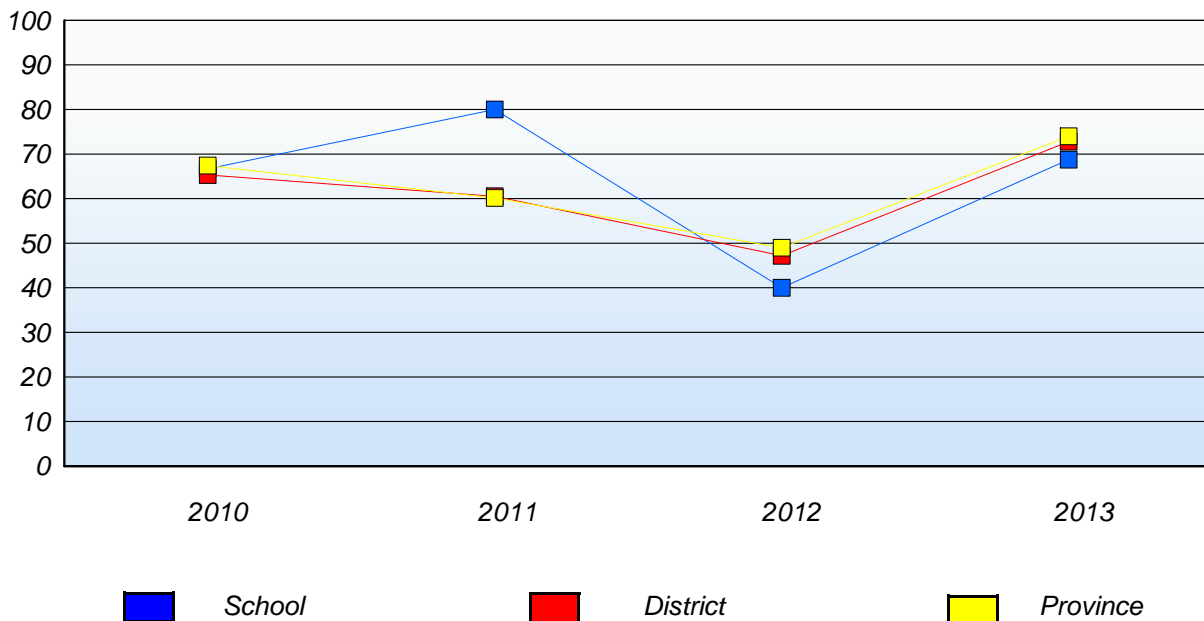
District 2 - Western

School #: 096 Our Lady of the Cape School

Demand Writing
Percentage of students at level 3 or above (2010 - 2013)



Reading
Percentage of students at level 3 or above (2010 - 2013)



* In some cases, CRT numbers may exceed AGR numbers based on late enrolments. Pie chart is based on the number of students who wrote the CRT.
* Mushuau Innu Natuashish School and Sheshatshiu Innu School are excluded from district and provincial results.

District 2 - Western

School #: 097 St. James' Elementary

Demand Writing

School

District

Province

Creative Writing

Persuasive Writing

Creative Writing

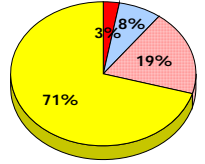
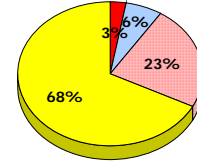
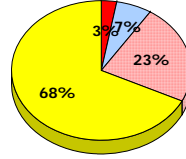
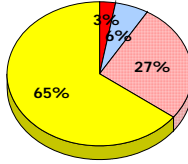
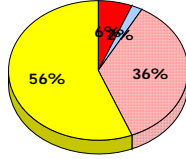
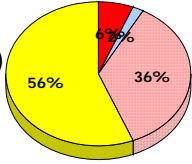
Persuasive Writing

Creative Writing

Persuasive Writing

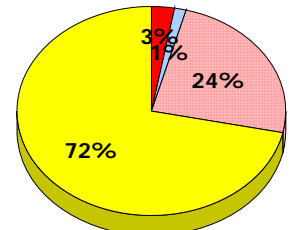
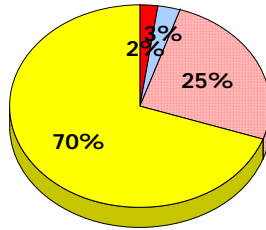
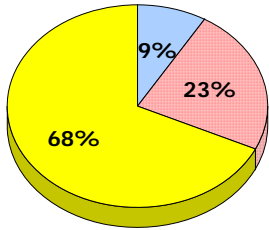
2013

Apr 30, 2013 (50)



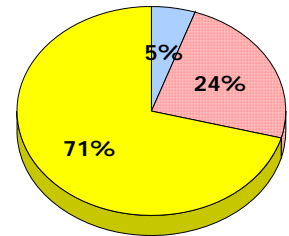
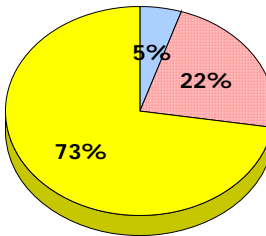
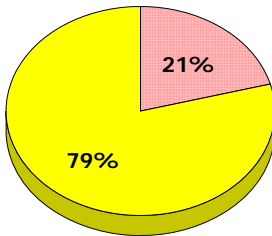
2012

Apr 30, 2012 (47)



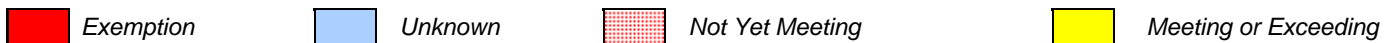
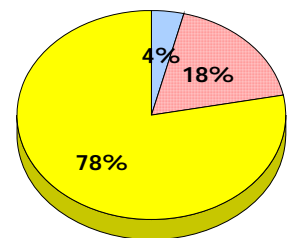
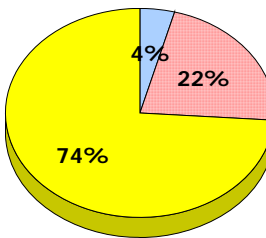
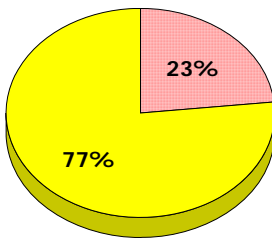
2011

AGR (43)



2010

AGR (56)



* In some cases, CRT numbers may exceed AGR numbers based on late enrolments. Pie chart is based on the number of students who wrote the CRT.
* Mushuau Innu Natuashish School and Sheshatshiu Innu School are excluded from district and provincial results.

Elementary English Language Arts
4 Year Provincial Assessment, June 2013
Student Population Report
(average scores)

District 2 - Western

School #: 097 St. James' Elementary

Reading

School

District

Province

Non - Fiction

Fiction

Non - Fiction

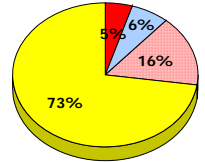
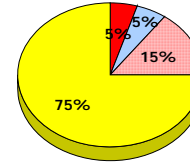
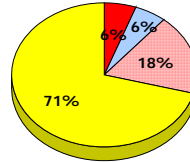
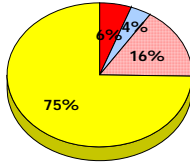
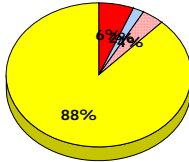
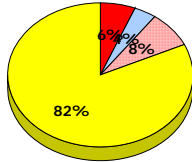
Fiction

Non - Fiction

Fiction

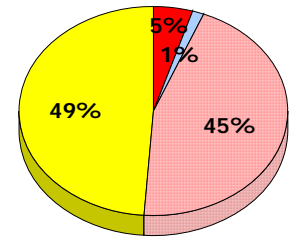
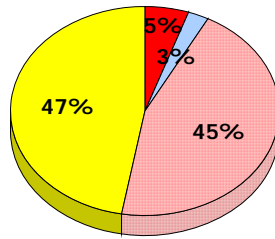
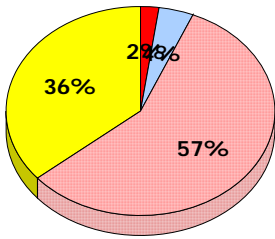
2013

Apr 30,
2013 (50)



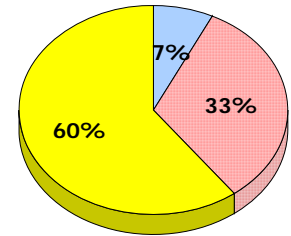
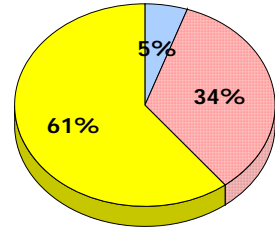
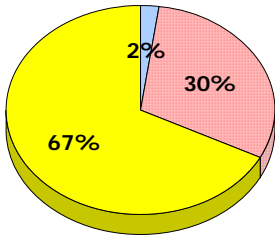
2012

Apr 30,
2012 (47)



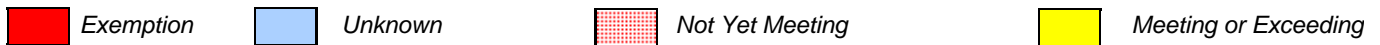
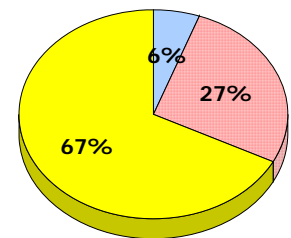
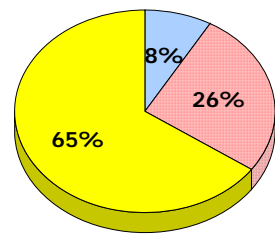
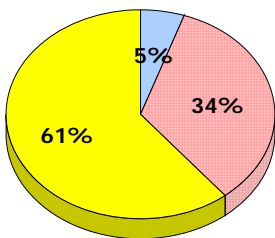
2011

AGR (43)



2010

AGR (56)

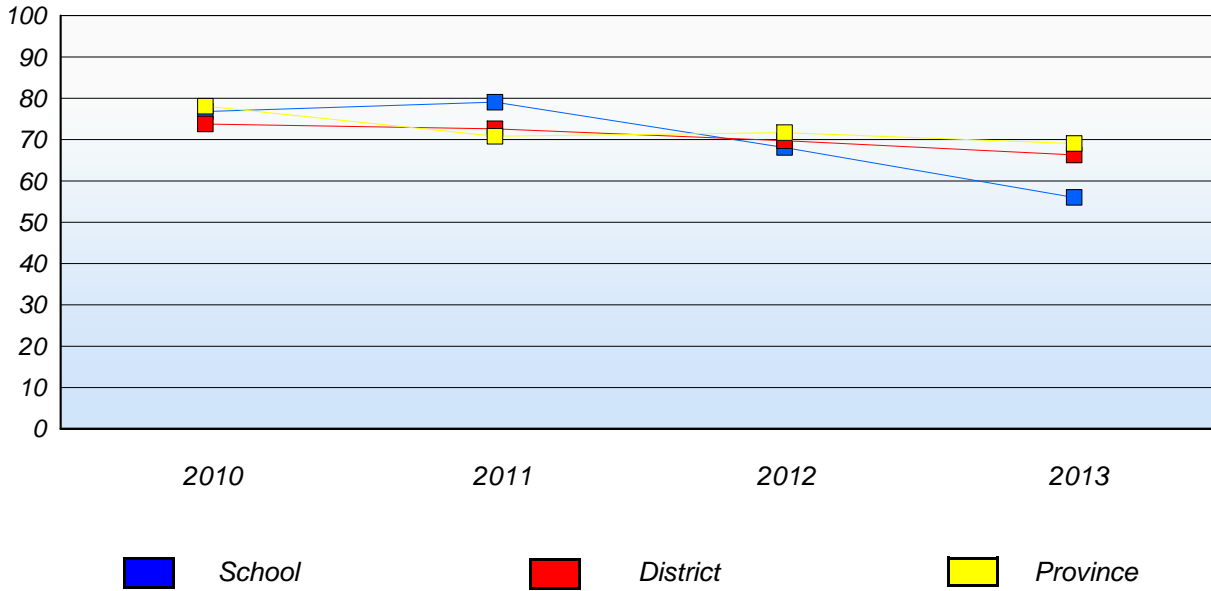


* In some cases, CRT numbers may exceed AGR numbers based on late enrolments. Pie chart is based on the number of students who wrote the CRT.
 * Mushuau Innu Natuashish School and Sheshatshiu Innu School are excluded from district and provincial results.

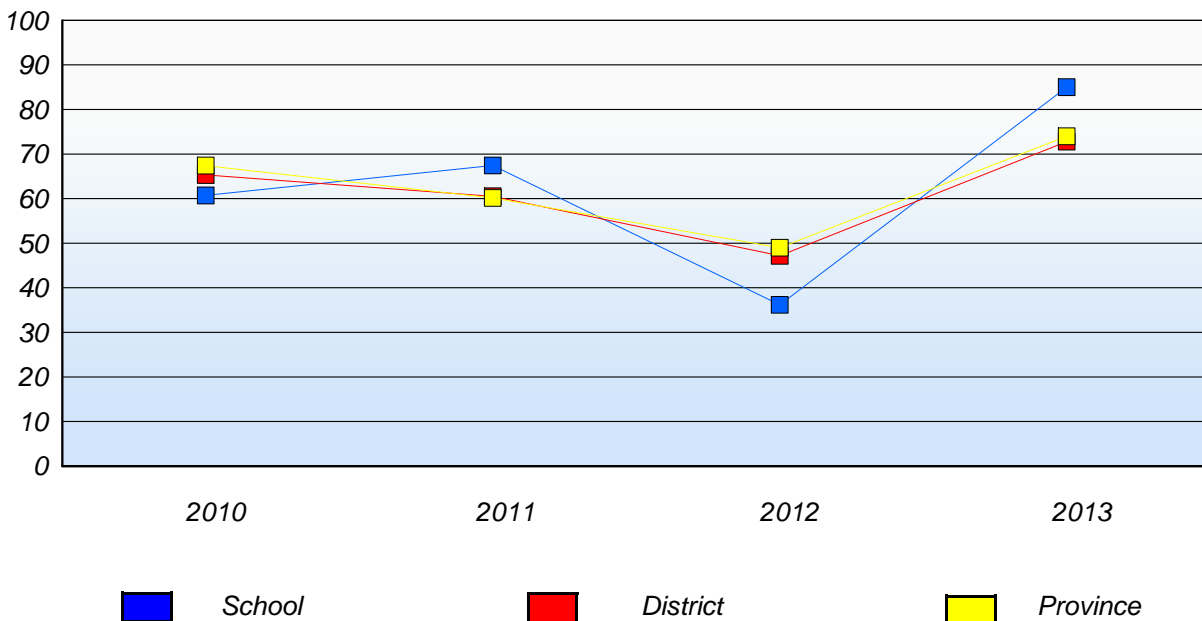
District 2 - Western

School #: 097 St. James' Elementary

Demand Writing
Percentage of students at level 3 or above (2010 - 2013)



Reading
Percentage of students at level 3 or above (2010 - 2013)



* In some cases, CRT numbers may exceed AGR numbers based on late enrolments. Pie chart is based on the number of students who wrote the CRT.

* Mushuau Innu Natuashish School and Sheshatshiu Innu School are excluded from district and provincial results.

District 2 - Western

School #: 103 LeGallais Memorial

Demand Writing

School

District

Province

Creative Writing

Persuasive Writing

Creative Writing

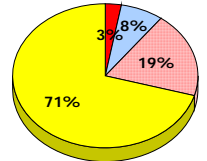
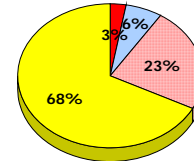
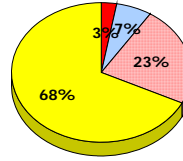
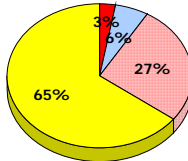
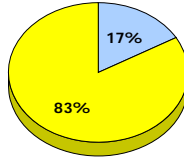
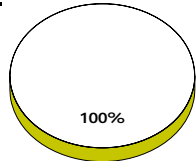
Persuasive Writing

Creative Writing

Persuasive Writing

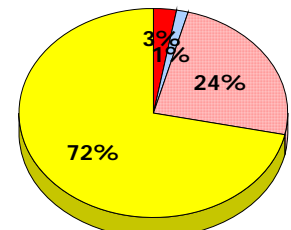
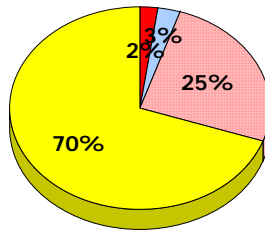
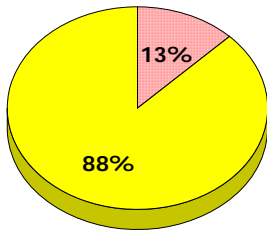
2013

Apr 30, 2013 (6)



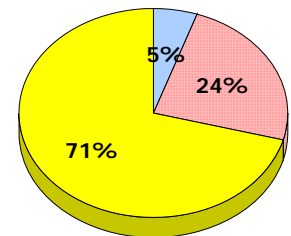
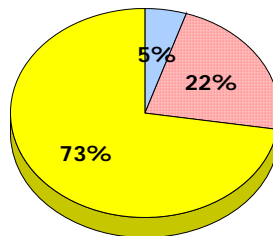
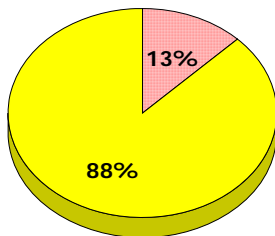
2012

Apr 30, 2012 (8)



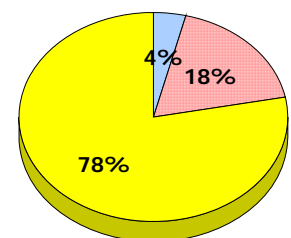
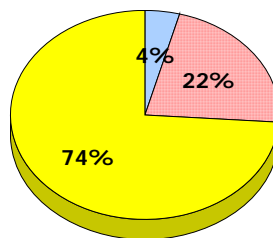
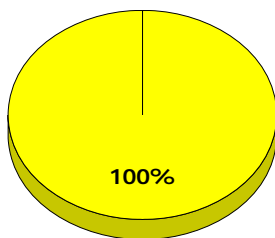
2011

AGR (8)



2010

AGR (5)



Exemption

Unknown

Not Yet Meeting

Meeting or Exceeding

* In some cases, CRT numbers may exceed AGR numbers based on late enrolments. Pie chart is based on the number of students who wrote the CRT.
* Mushuau Innu Natuashish School and Sheshatshiu Innu School are excluded from district and provincial results.

District 2 - Western

School #: 103 LeGallais Memorial

Reading

School

District

Province

Non - Fiction

Fiction

Non - Fiction

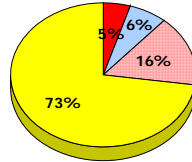
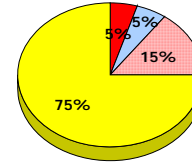
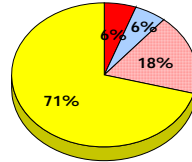
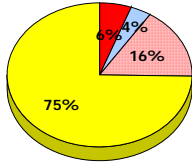
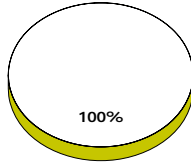
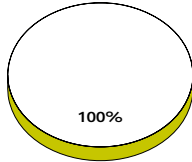
Fiction

Non - Fiction

Fiction

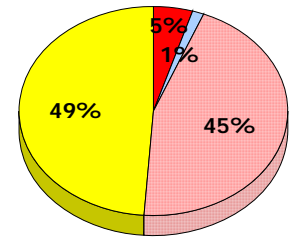
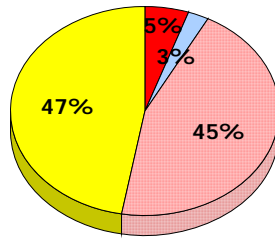
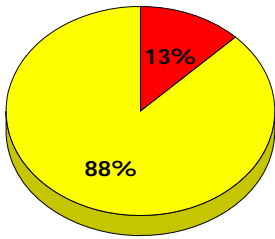
2013

Apr 30,
2013 (6)



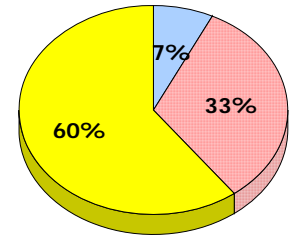
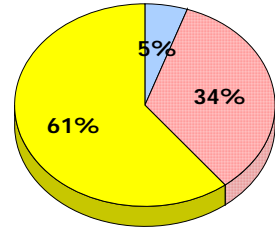
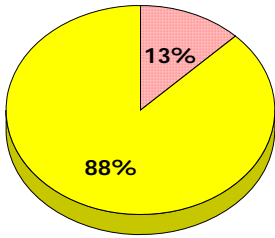
2012

Apr 30,
2012 (8)



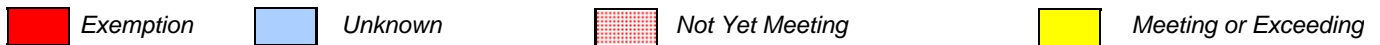
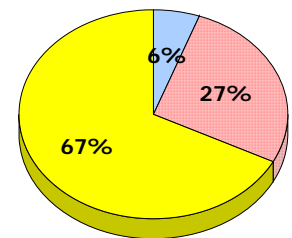
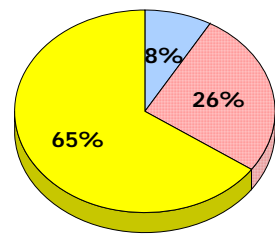
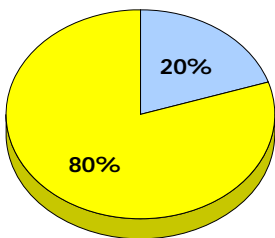
2011

AGR (8)



2010

AGR (5)



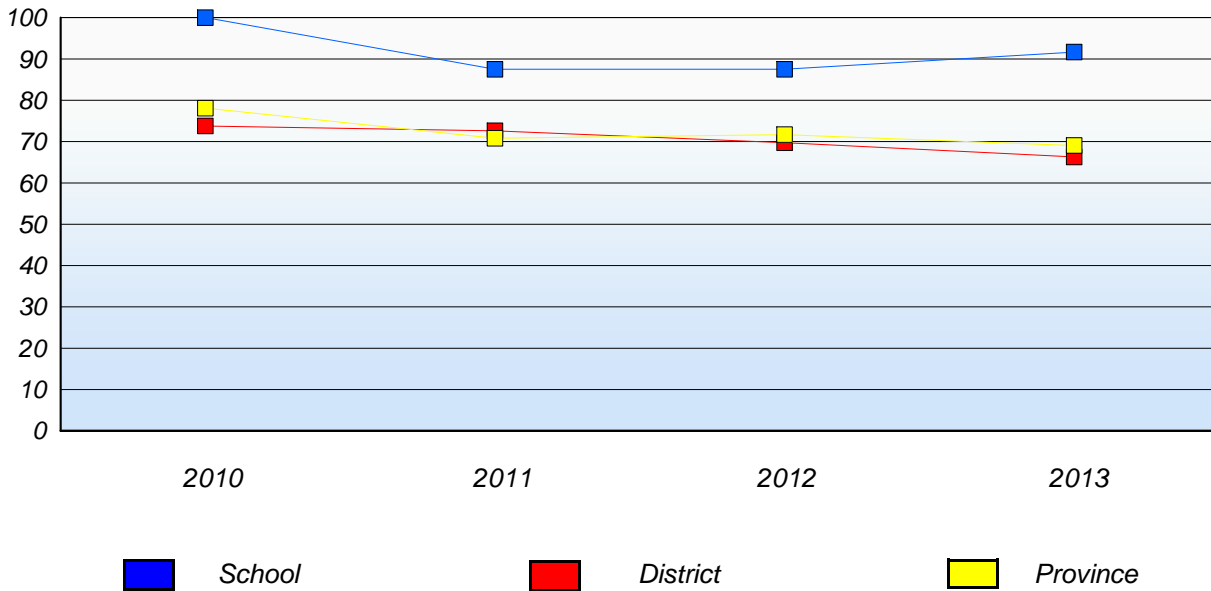
* In some cases, CRT numbers may exceed AGR numbers based on late enrolments. Pie chart is based on the number of students who wrote the CRT.
* Mushuau Innu Natuashish School and Sheshatshiu Innu School are excluded from district and provincial results.

District 2 - Western

School #: 103 LeGallais Memorial

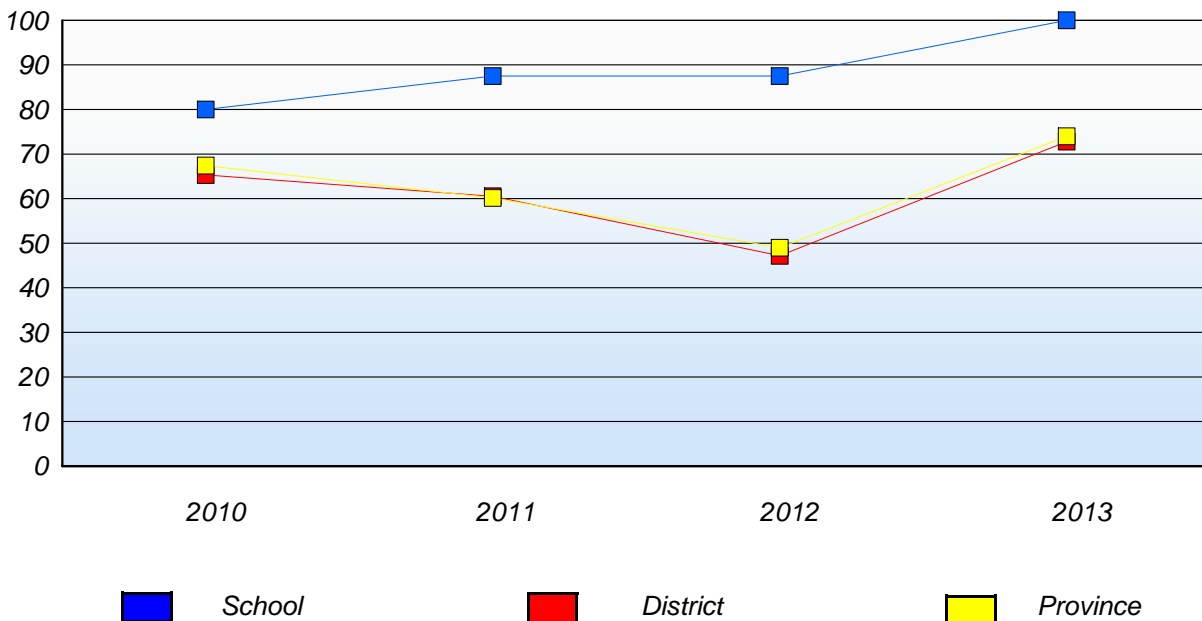
Demand Writing

Percentage of students at level 3 or above (2010 - 2013)



Reading

Percentage of students at level 3 or above (2010 - 2013)



* In some cases, CRT numbers may exceed AGR numbers based on late enrolments. Pie chart is based on the number of students who wrote the CRT.

* Mushuau Innu Natuashish School and Sheshatshiu Innu School are excluded from district and provincial results.

District 2 - Western

School #: 106 Lourdes Elementary

Demand Writing

School

District

Province

Creative Writing

Persuasive Writing

Creative Writing

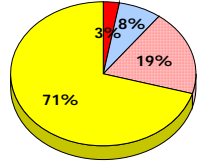
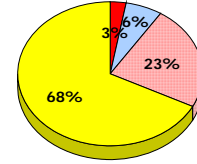
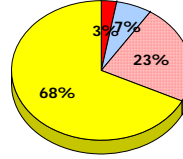
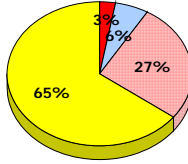
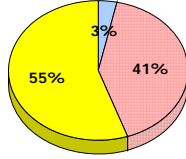
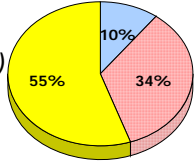
Persuasive Writing

Creative Writing

Persuasive Writing

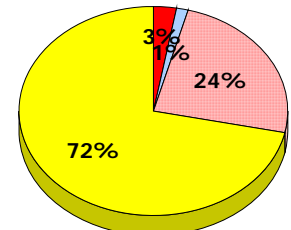
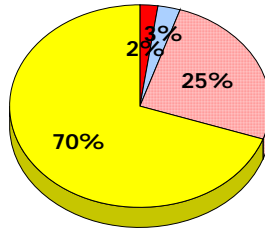
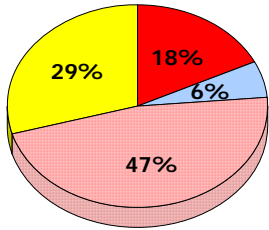
2013

Apr 30, 2013 (29)



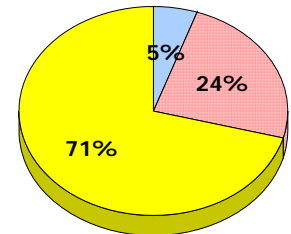
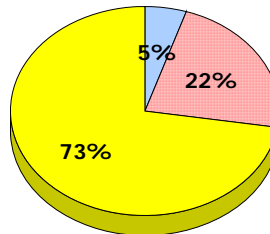
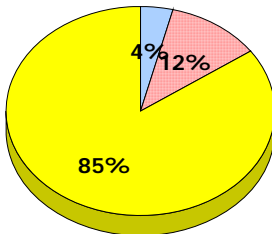
2012

Apr 30, 2012 (17)



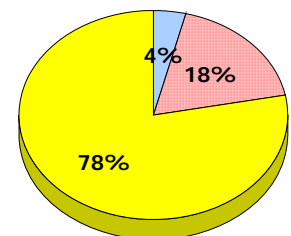
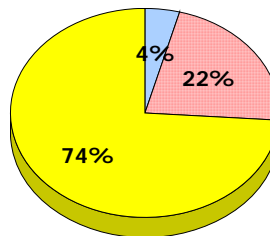
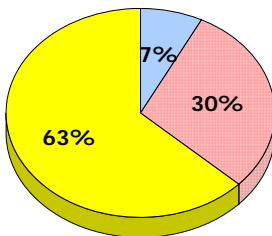
2011

AGR (26)



2010

AGR (27)



■ Exemption
 ■ Unknown
 Not Yet Meeting
 ■ Meeting or Exceeding

* In some cases, CRT numbers may exceed AGR numbers based on late enrolments. Pie chart is based on the number of students who wrote the CRT.
 * Mushuau Innu Natuashish School and Sheshatshiu Innu School are excluded from district and provincial results.

**Elementary English Language Arts
4 Year Provincial Assessment, June 2013
Student Population Report
(average scores)**

District 2 - Western

School #: 106 Lourdes Elementary

Reading

School

District

Province

Non - Fiction

Fiction

Non - Fiction

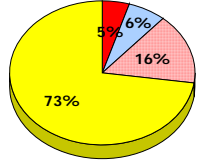
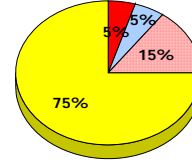
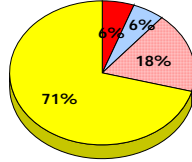
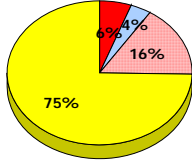
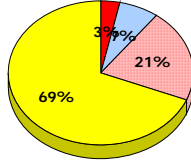
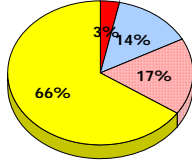
Fiction

Non - Fiction

Fiction

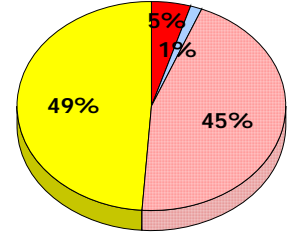
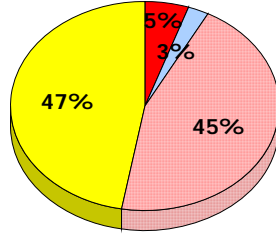
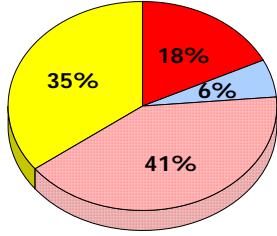
2013

Apr 30,
2013 (29)



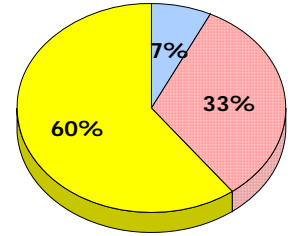
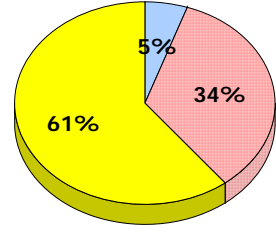
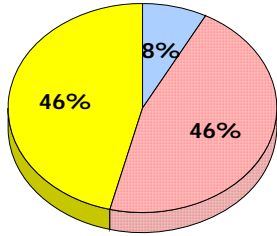
2012

Apr 30,
2012 (17)



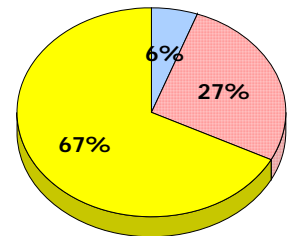
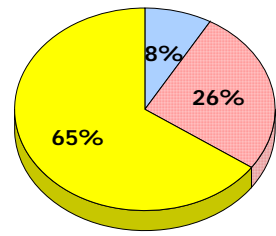
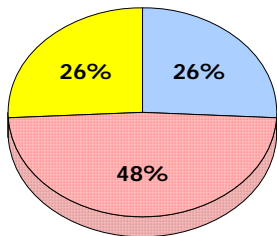
2011

AGR (26)



2010

AGR (27)



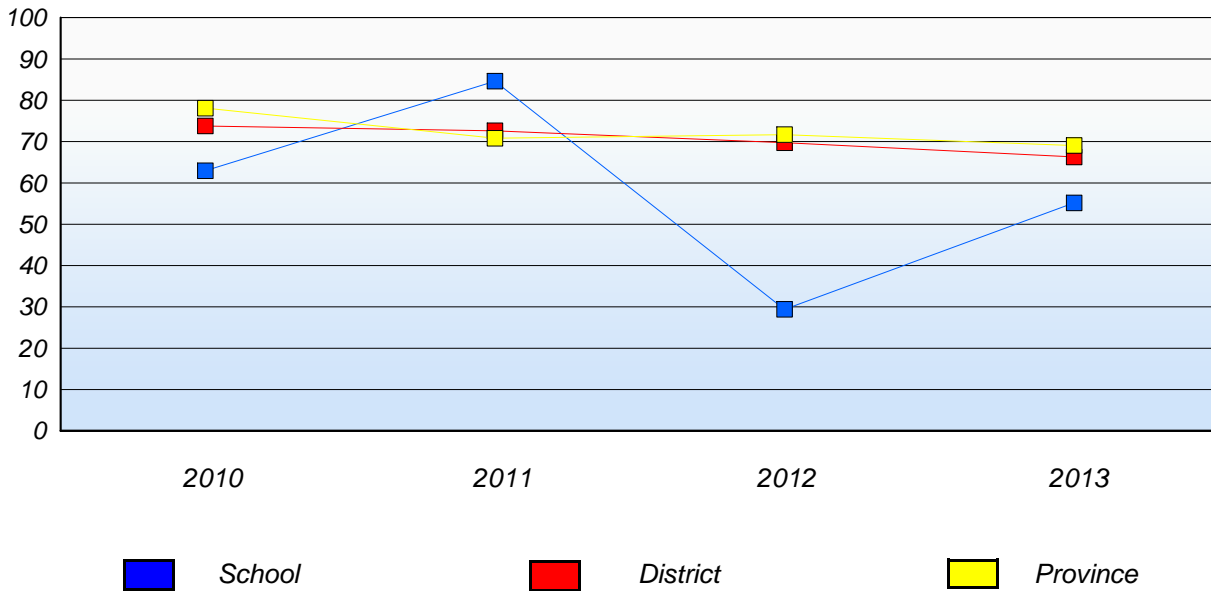
■ Exemption
 ■ Unknown
 Not Yet Meeting
 ■ Meeting or Exceeding

* In some cases, CRT numbers may exceed AGR numbers based on late enrolments. Pie chart is based on the number of students who wrote the CRT.
 * Mushuau Innu Natuashish School and Sheshatshiu Innu School are excluded from district and provincial results.

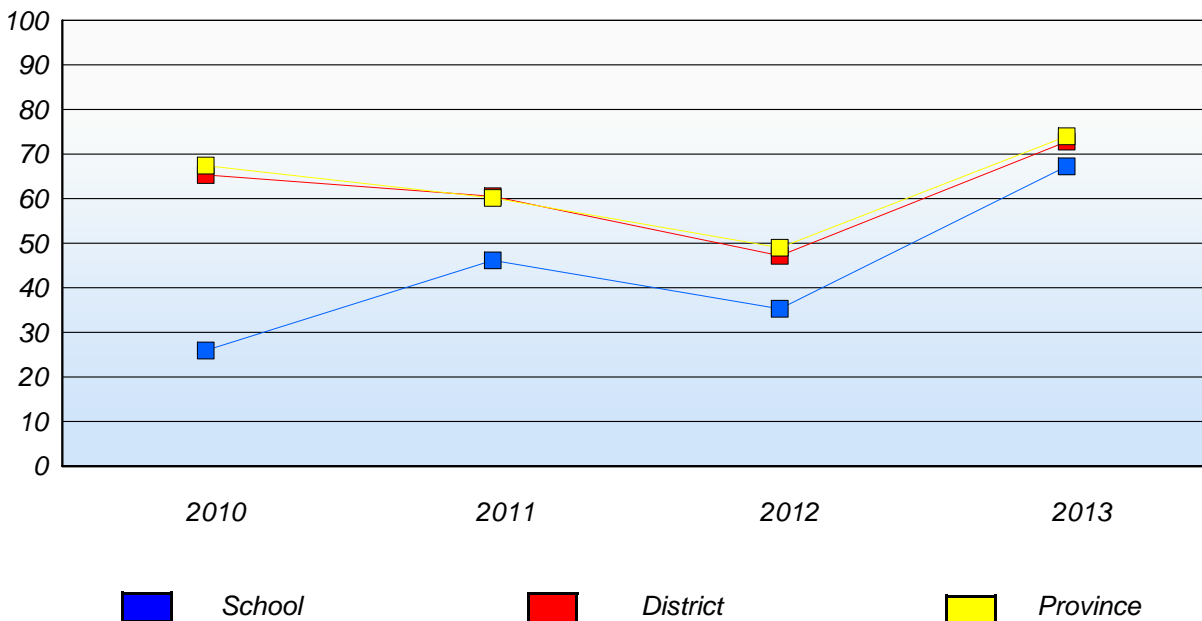
District 2 - Western

School #: 106 Lourdes Elementary

Demand Writing
Percentage of students at level 3 or above (2010 - 2013)



Reading
Percentage of students at level 3 or above (2010 - 2013)



* In some cases, CRT numbers may exceed AGR numbers based on late enrolments. Pie chart is based on the number of students who wrote the CRT.
* Mushuau Innu Natuashish School and Sheshatshiu Innu School are excluded from district and provincial results.

District 2 - Western

School #: 111 St. Thomas Aquinas

Demand Writing

School

District

Province

Creative Writing

Persuasive Writing

Creative Writing

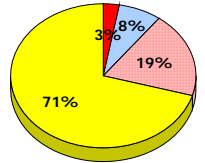
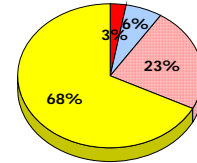
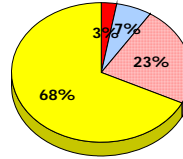
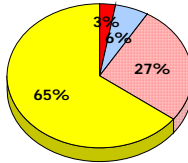
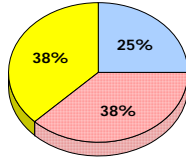
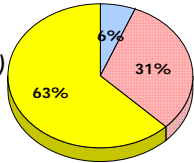
Persuasive Writing

Creative Writing

Persuasive Writing

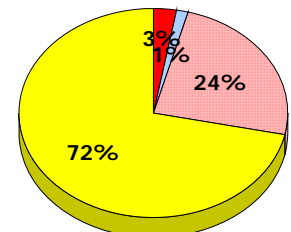
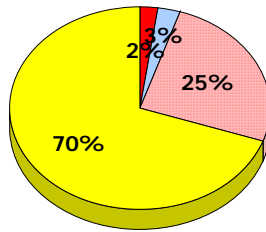
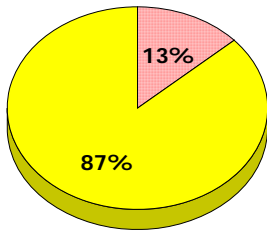
2013

Apr 30, 2013 (16)



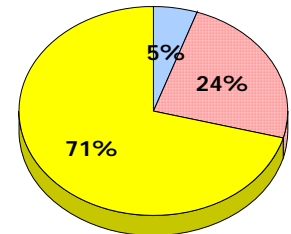
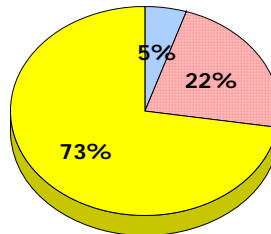
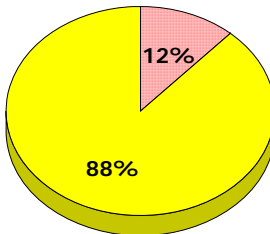
2012

Apr 30, 2012 (15)



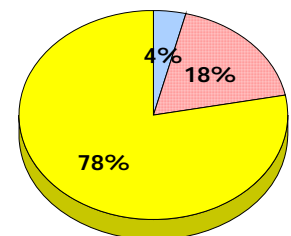
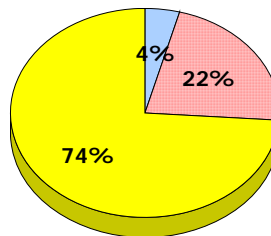
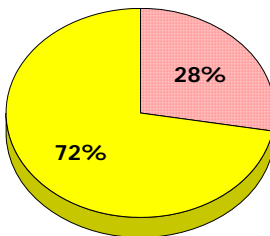
2011

AGR (17)



2010

AGR (16)



■ Exemption
 ■ Unknown
 ■ Not Yet Meeting
 ■ Meeting or Exceeding

* In some cases, CRT numbers may exceed AGR numbers based on late enrolments. Pie chart is based on the number of students who wrote the CRT.
 * Mushuau Innu Natuashish School and Sheshatshiu Innu School are excluded from district and provincial results.

**Elementary English Language Arts
4 Year Provincial Assessment, June 2013
Student Population Report
(average scores)**

District 2 - Western

School #: 111 St. Thomas Aquinas

Reading

School

District

Province

Non - Fiction

Fiction

Non - Fiction

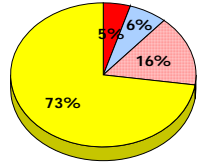
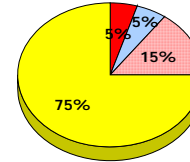
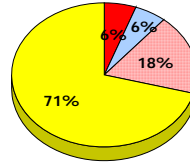
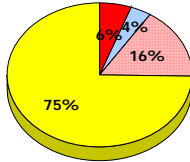
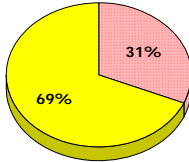
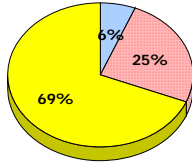
Fiction

Non - Fiction

Fiction

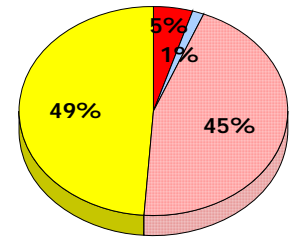
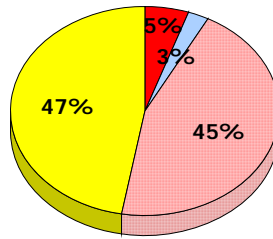
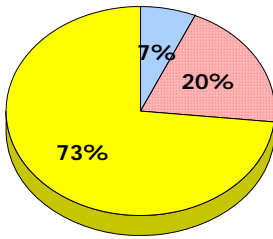
2013

Apr 30,
2013 (16)



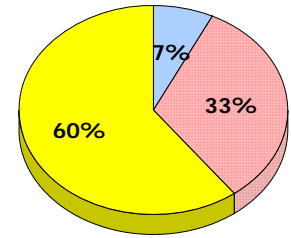
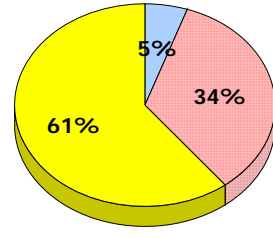
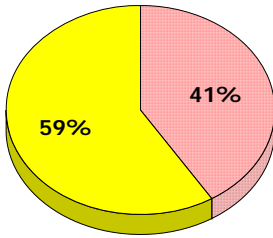
2012

Apr 30,
2012 (15)



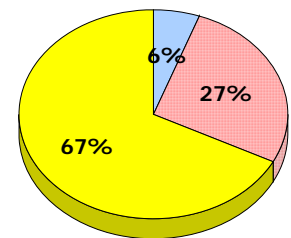
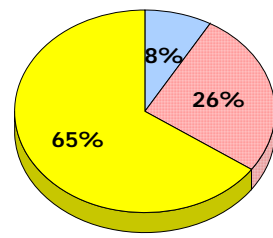
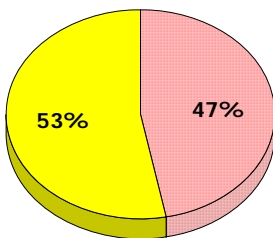
2011

AGR (17)



2010

AGR (16)



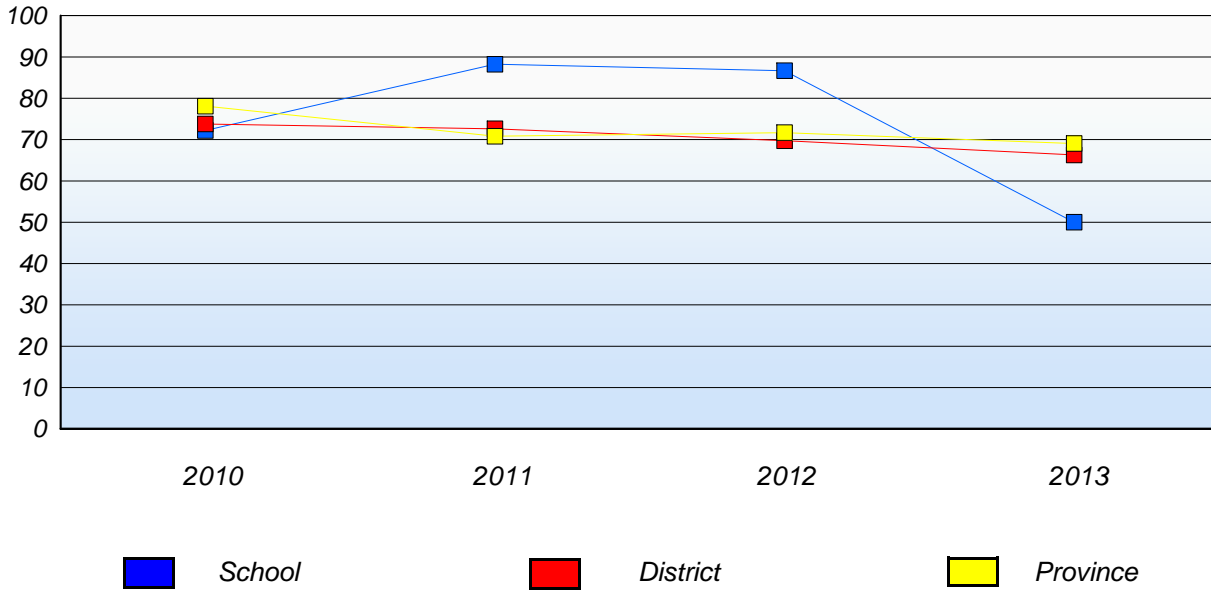
■ Exemption
 ■ Unknown
 ■ Not Yet Meeting
 ■ Meeting or Exceeding

* In some cases, CRT numbers may exceed AGR numbers based on late enrolments. Pie chart is based on the number of students who wrote the CRT.
 * Mushuau Innu Natuashish School and Sheshatshiu Innu School are excluded from district and provincial results.

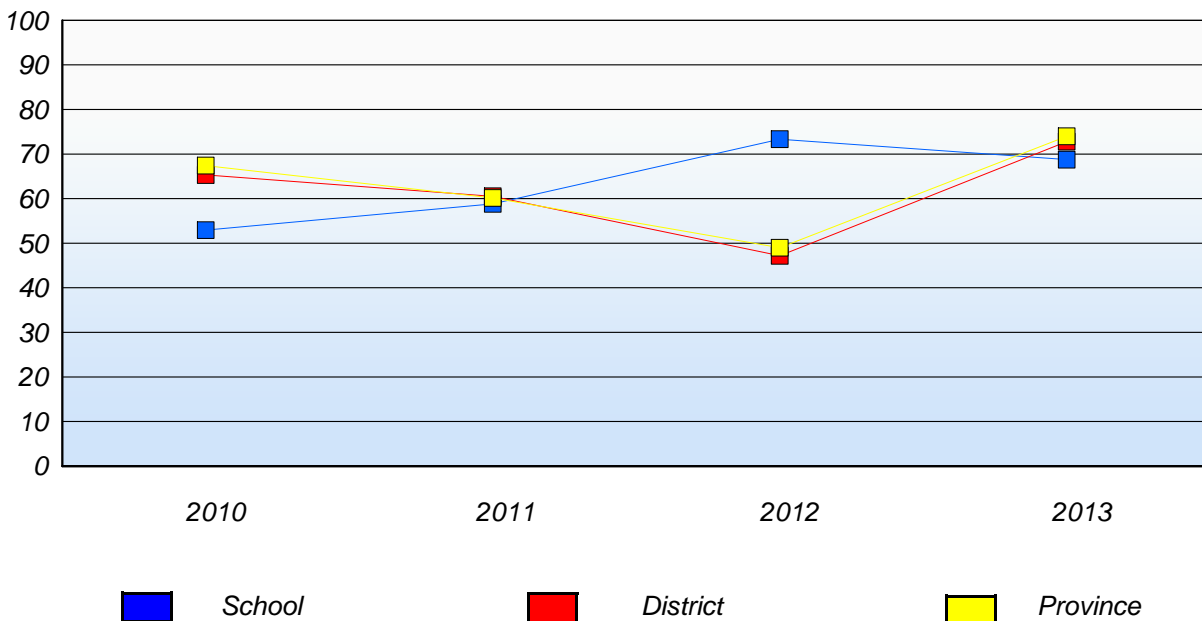
District 2 - Western

School #: 111 St. Thomas Aquinas

Demand Writing
Percentage of students at level 3 or above (2010 - 2013)



Reading
Percentage of students at level 3 or above (2010 - 2013)



* In some cases, CRT numbers may exceed AGR numbers based on late enrolments. Pie chart is based on the number of students who wrote the CRT.
* Mushuau Innu Natuashish School and Sheshatshiu Innu School are excluded from district and provincial results.

District 2 - Western

School #: 113 St. Boniface All Grade

Demand Writing

School

District

Province

Creative Writing

Persuasive Writing

Creative Writing

Persuasive Writing

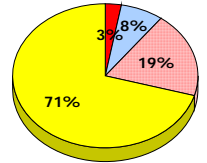
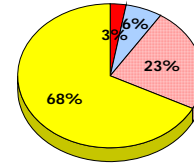
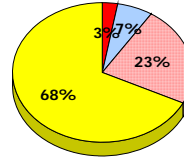
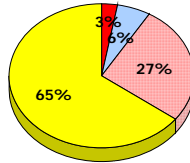
Creative Writing

Persuasive Writing

2013

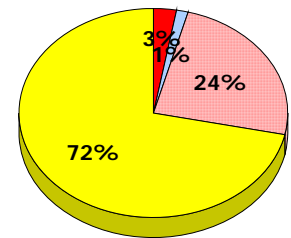
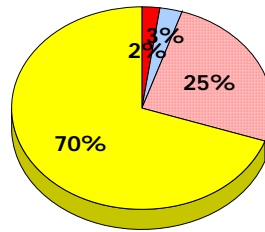
Apr 30, 2013 (3)

School data with 5 or fewer students withheld for reasons of confidentiality.



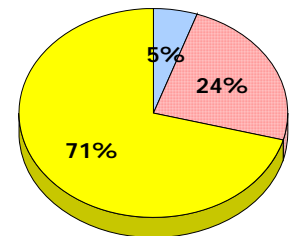
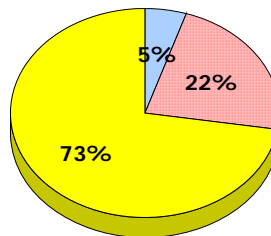
2012

Apr 30, 2012 (5)



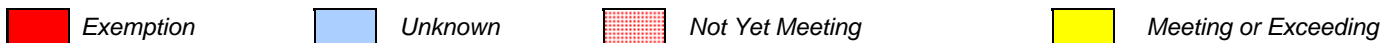
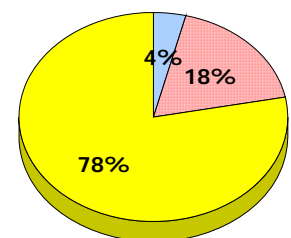
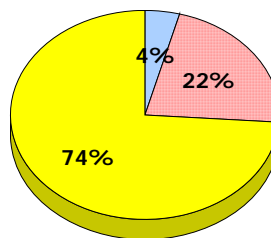
2011

AGR (7)



2010

AGR (5)



* In some cases, CRT numbers may exceed AGR numbers based on late enrolments. Pie chart is based on the number of students who wrote the CRT.
* Mushuau Innu Natuashish School and Sheshatshiu Innu School are excluded from district and provincial results.

Elementary English Language Arts
4 Year Provincial Assessment, June 2013
Student Population Report
(average scores)

District 2 - Western

School #: 113 St. Boniface All Grade

Reading

School

District

Province

Non - Fiction

Fiction

Non - Fiction

Fiction

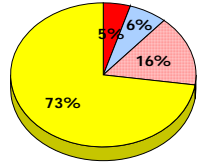
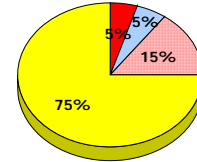
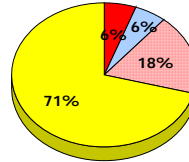
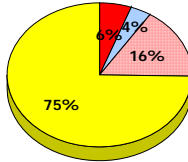
Non - Fiction

Fiction

2013

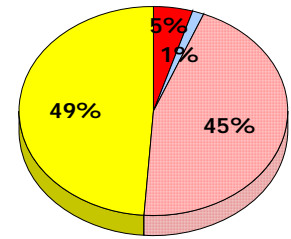
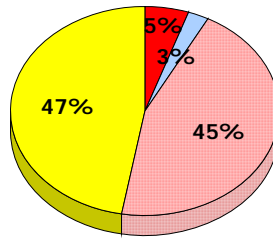
Apr 30,
2013 (3)

*School data with 5 or fewer students
withheld for reasons of confidentiality.*



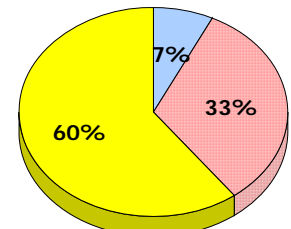
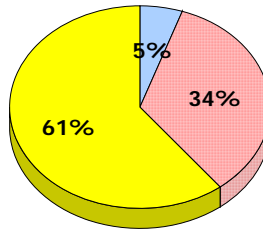
2012

Apr 30,
2012 (5)



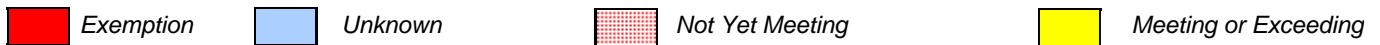
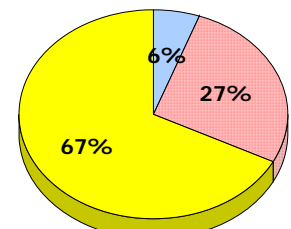
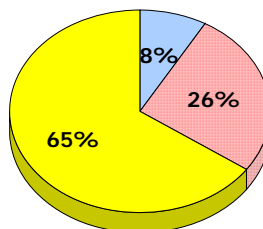
2011

AGR (7)



2010

AGR (5)



* In some cases, CRT numbers may exceed AGR numbers based on late enrolments. Pie chart is based on the number of students who wrote the CRT.
 * Mushuau Innu Natuashish School and Sheshatshiu Innu School are excluded from district and provincial results.

**Elementary English Language Arts
4 Year Provincial Assessment, June 2013
Student Population Report**
(average scores)

District 2 - Western

School #: 113 St. Boniface All Grade

Demand Writing

Percentage of students at level 3 or above (2010 - 2013)

School data with 5 or fewer students withheld for reasons of confidentiality.



Reading

Percentage of students at level 3 or above (2010 - 2013)

School data with 5 or fewer students withheld for reasons of confidentiality.



* In some cases, CRT numbers may exceed AGR numbers based on late enrolments. Pie chart is based on the number of students who wrote the CRT.

* Mushuau Innu Natuashish School and Sheshatshiu Innu School are excluded from district and provincial results.

District 2 - Western

School #: 115 Our Lady of Mercy Elementary

Demand Writing

School

District

Province

Creative Writing

Persuasive Writing

Creative Writing

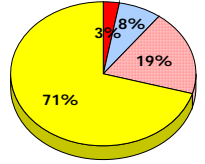
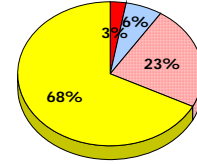
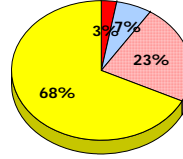
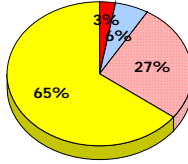
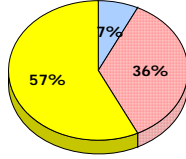
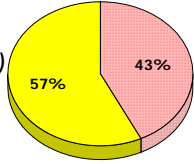
Persuasive Writing

Creative Writing

Persuasive Writing

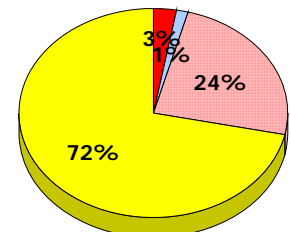
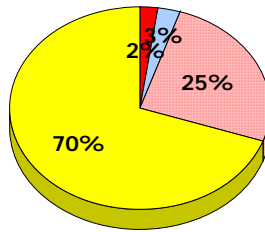
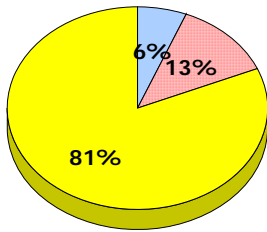
2013

Apr 30, 2013 (14)



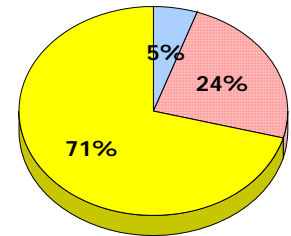
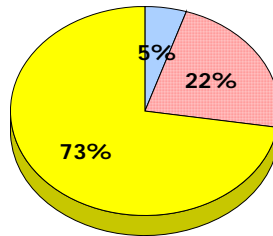
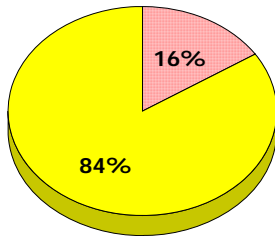
2012

Apr 30, 2012 (16)



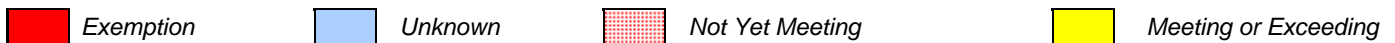
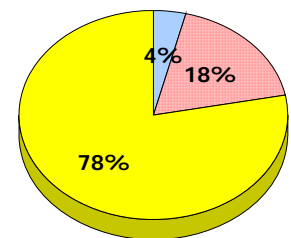
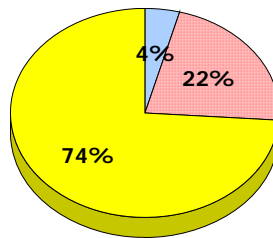
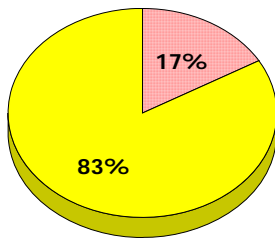
2011

AGR (19)



2010

AGR (12)



* In some cases, CRT numbers may exceed AGR numbers based on late enrolments. Pie chart is based on the number of students who wrote the CRT.
 * Mushuau Innu Natuashish School and Sheshatshiu Innu School are excluded from district and provincial results.

Elementary English Language Arts
4 Year Provincial Assessment, June 2013
Student Population Report
(average scores)

District 2 - Western

School #: 115 Our Lady of Mercy Elementary

Reading

School

District

Province

Non - Fiction

Fiction

Non - Fiction

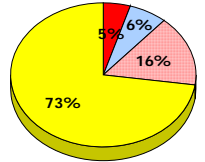
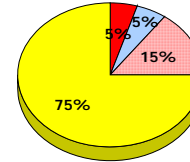
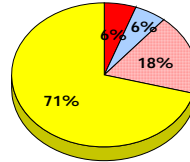
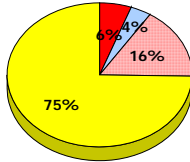
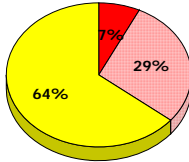
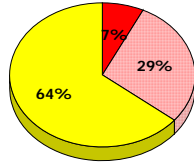
Fiction

Non - Fiction

Fiction

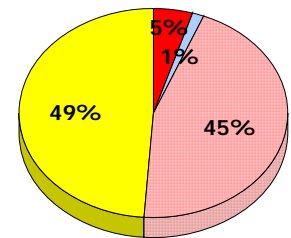
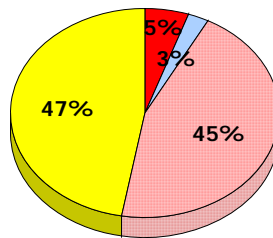
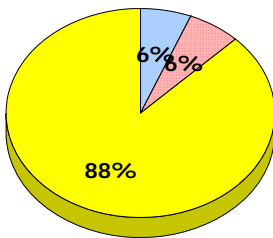
2013

Apr 30,
2013 (14)



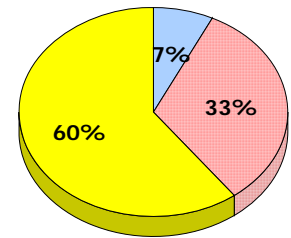
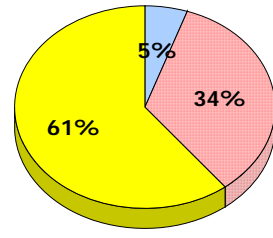
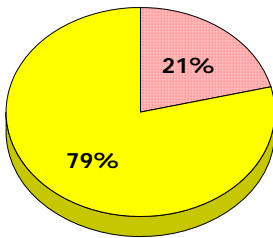
2012

Apr 30,
2012 (16)



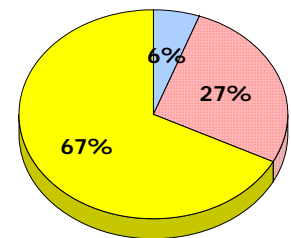
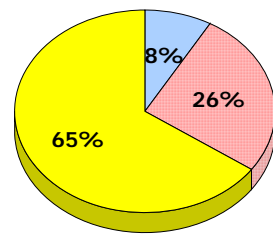
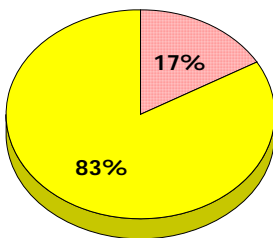
2011

AGR (19)



2010

AGR (12)



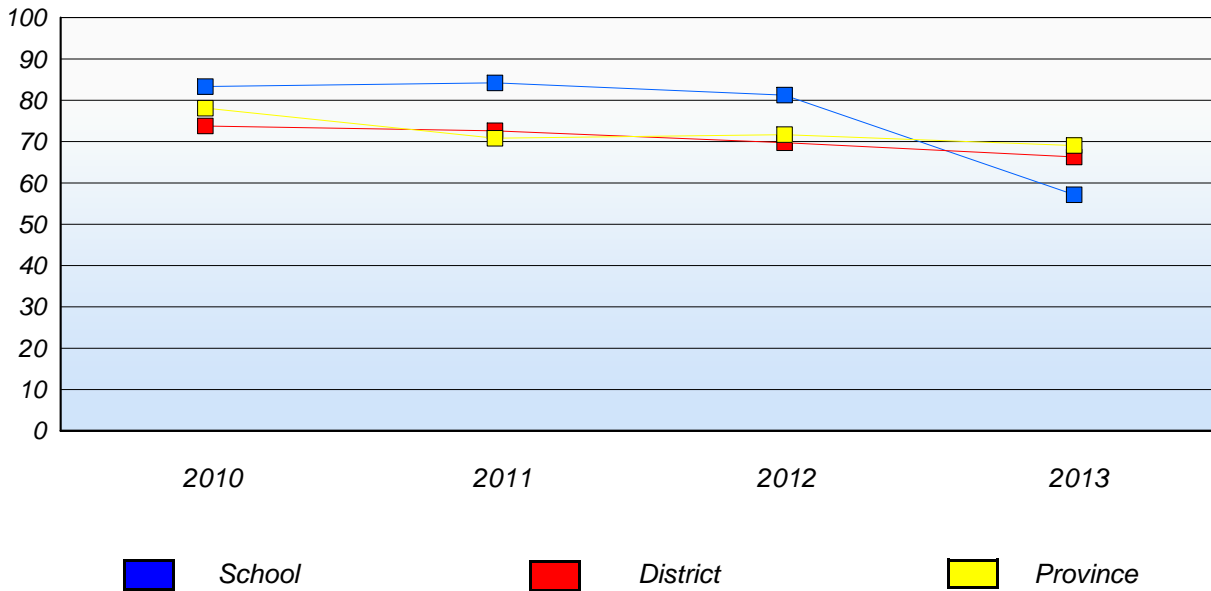
■ Exemption
 ■ Unknown
 ■ Not Yet Meeting
 ■ Meeting or Exceeding

* In some cases, CRT numbers may exceed AGR numbers based on late enrolments. Pie chart is based on the number of students who wrote the CRT.
 * Mushuau Innu Natuashish School and Sheshatshiu Innu School are excluded from district and provincial results.

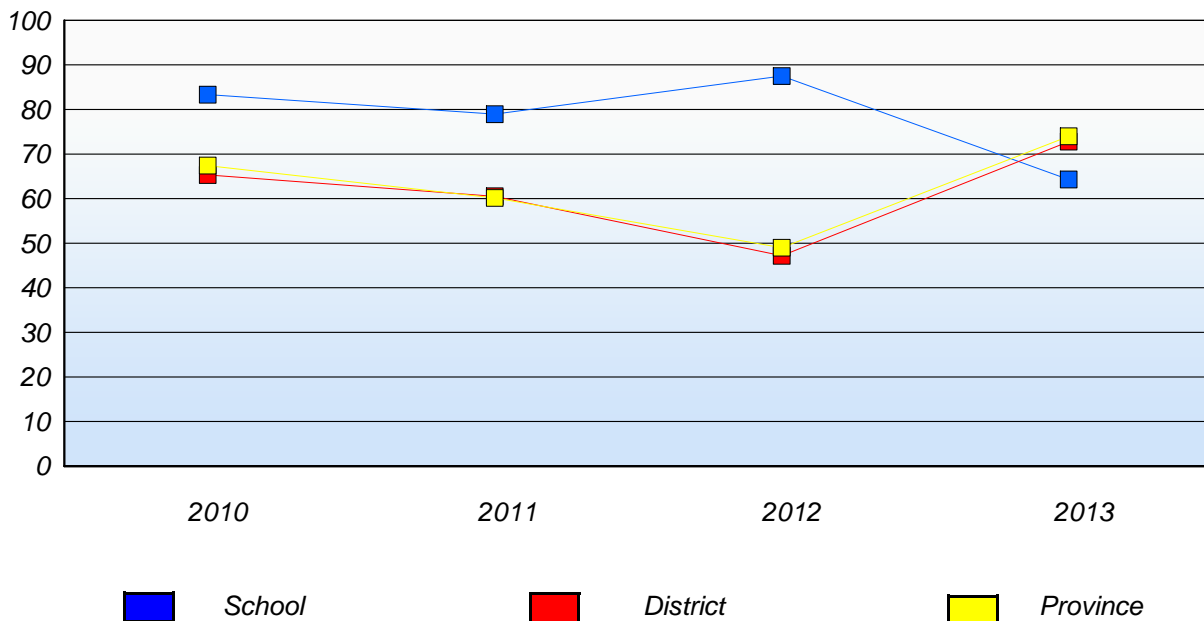
District 2 - Western

School #: 115 Our Lady of Mercy Elementary

Demand Writing
Percentage of students at level 3 or above (2010 - 2013)



Reading
Percentage of students at level 3 or above (2010 - 2013)



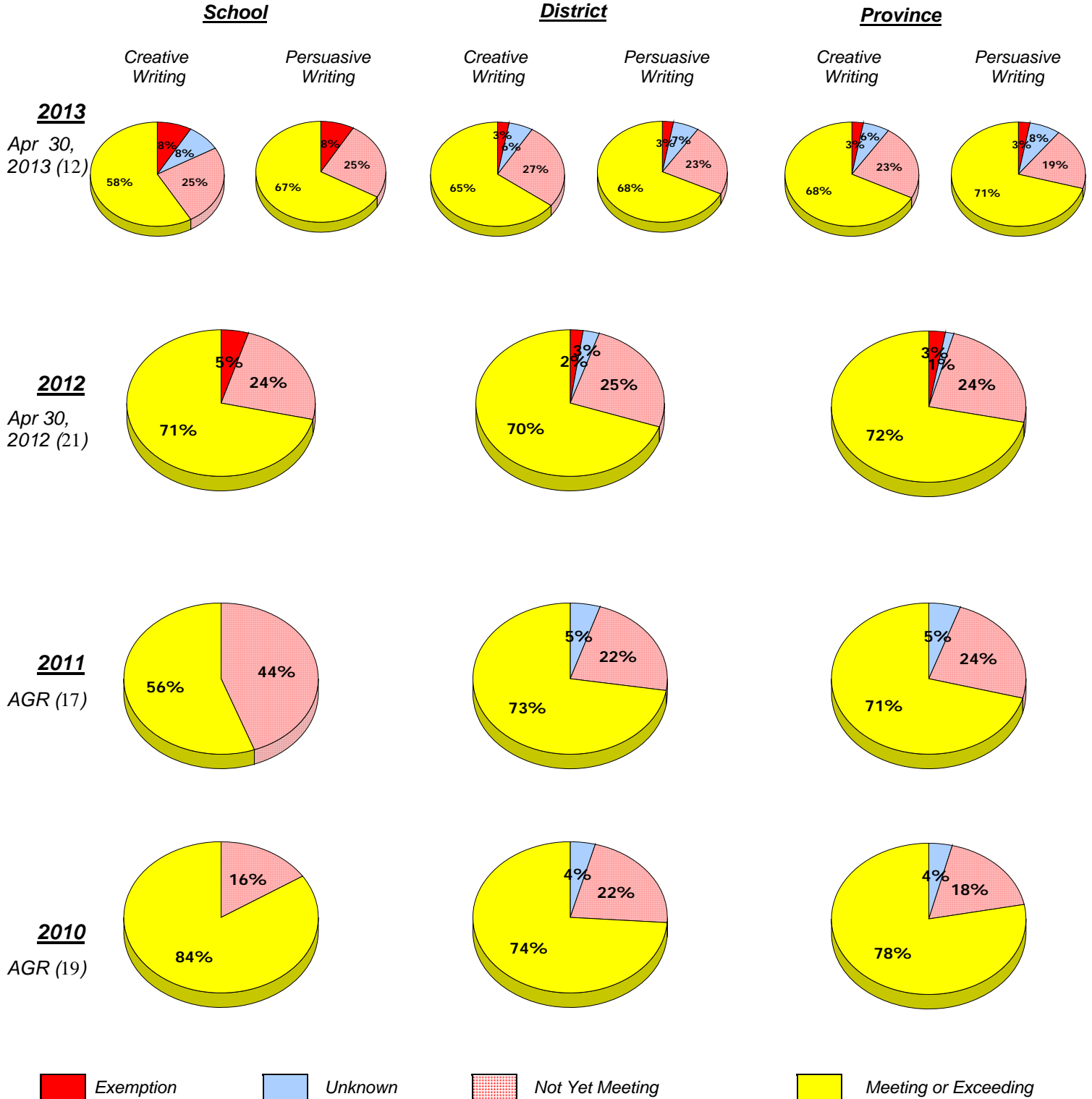
* In some cases, CRT numbers may exceed AGR numbers based on late enrolments. Pie chart is based on the number of students who wrote the CRT.

* Mushuau Innu Natuashish School and Sheshatshiu Innu School are excluded from district and provincial results.

District 2 - Western

School #: 123 St. Michael's Elementary

Demand Writing



* In some cases, CRT numbers may exceed AGR numbers based on late enrolments. Pie chart is based on the number of students who wrote the CRT.
* Mushuau Innu Natuashish School and Sheshatshiu Innu School are excluded from district and provincial results.

Elementary English Language Arts
4 Year Provincial Assessment, June 2013
Student Population Report
(average scores)

District 2 - Western

School #: 123 St. Michael's Elementary

Reading

School

District

Province

Non - Fiction

Fiction

Non - Fiction

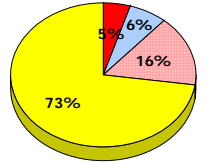
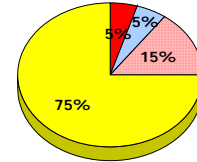
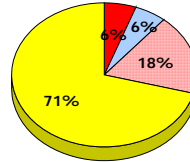
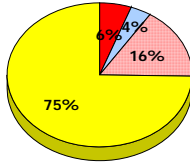
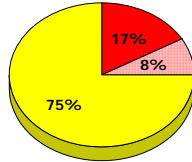
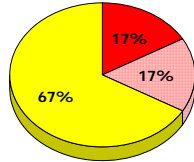
Fiction

Non - Fiction

Fiction

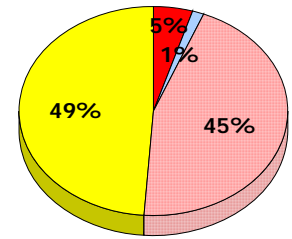
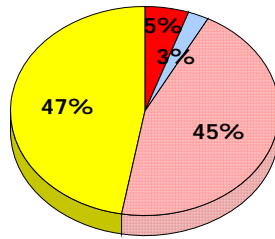
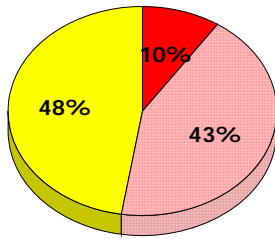
2013

Apr 30,
2013 (12)



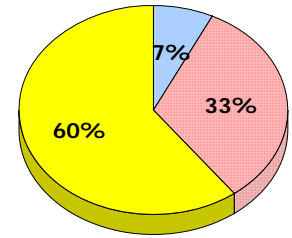
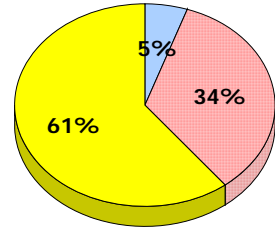
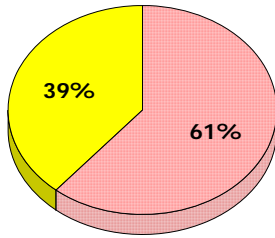
2012

Apr 30,
2012 (21)



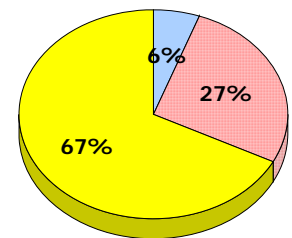
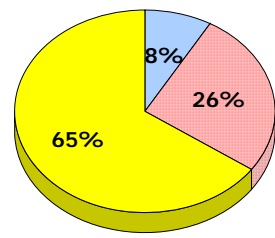
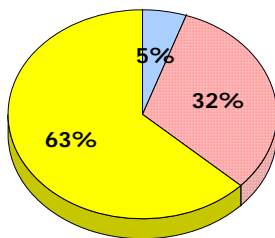
2011

AGR (17)



2010

AGR (19)



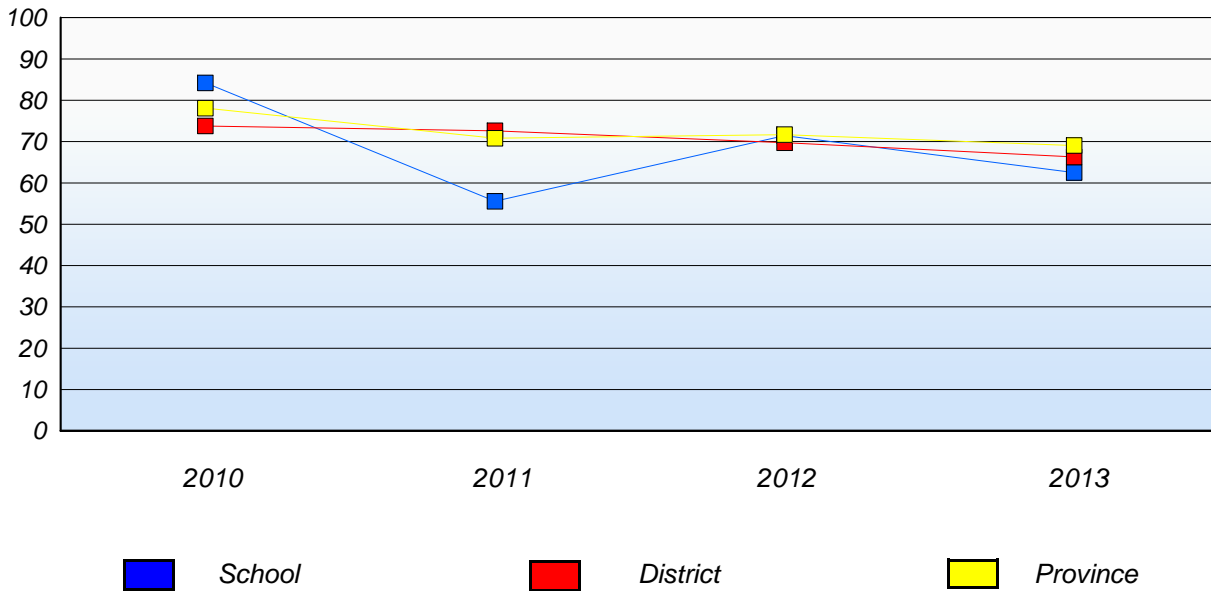
■ Exemption
 ■ Unknown
 ■ Not Yet Meeting
 ■ Meeting or Exceeding

* In some cases, CRT numbers may exceed AGR numbers based on late enrolments. Pie chart is based on the number of students who wrote the CRT.
 * Mushuau Innu Natuashish School and Sheshatshiu Innu School are excluded from district and provincial results.

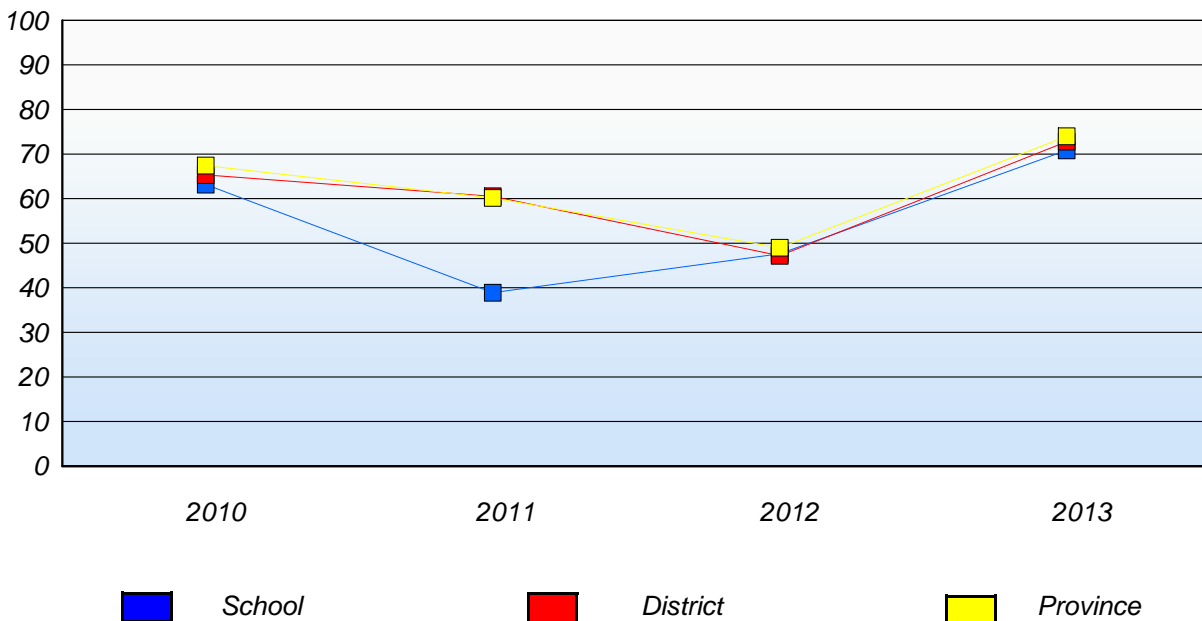
District 2 - Western

School #: 123 St. Michael's Elementary

Demand Writing
Percentage of students at level 3 or above (2010 - 2013)



Reading
Percentage of students at level 3 or above (2010 - 2013)



* In some cases, CRT numbers may exceed AGR numbers based on late enrolments. Pie chart is based on the number of students who wrote the CRT.
* Mushuau Innu Natuashish School and Sheshatshiu Innu School are excluded from district and provincial results.

District 2 - Western

School #: 137 St. Simon and St. Jude Academy

Demand Writing

School

District

Province

Creative Writing

Persuasive Writing

Creative Writing

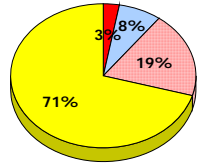
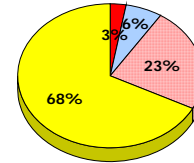
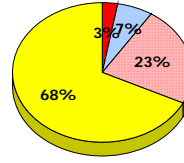
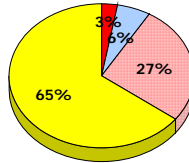
Persuasive Writing

Creative Writing

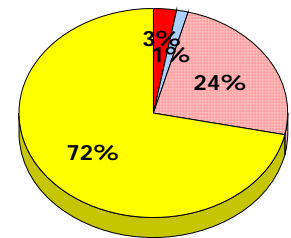
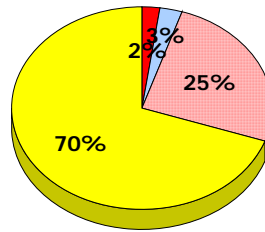
Persuasive Writing

2013
Apr 30,
2013 (1)

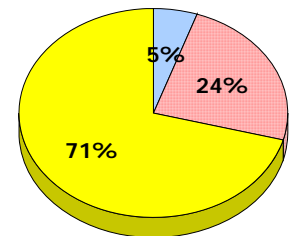
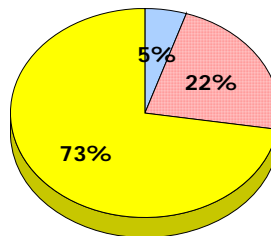
School data with 5 or fewer students withheld for reasons of confidentiality.



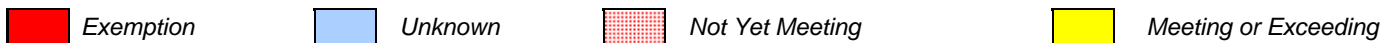
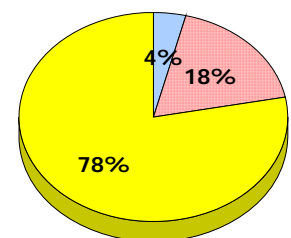
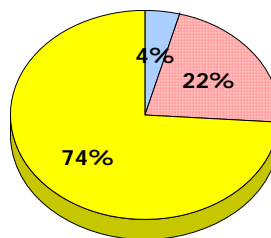
2012
Apr 30,
2012 (3)



2011
AGR (1)



2010
AGR (1)



* In some cases, CRT numbers may exceed AGR numbers based on late enrolments. Pie chart is based on the number of students who wrote the CRT.
* Mushuau Innu Natuashish School and Sheshatshiu Innu School are excluded from district and provincial results.

Elementary English Language Arts
4 Year Provincial Assessment, June 2013
Student Population Report
(average scores)

District 2 - Western

School #: 137 St. Simon and St. Jude Academy

Reading

School

District

Province

Non - Fiction

Fiction

Non - Fiction

Fiction

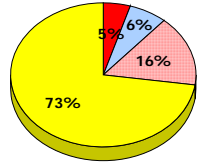
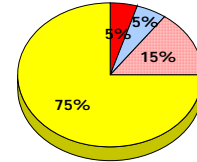
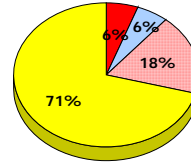
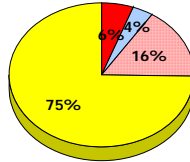
Non - Fiction

Fiction

2013

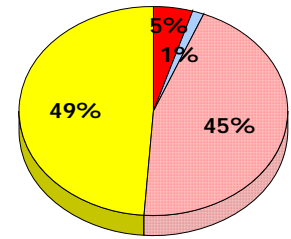
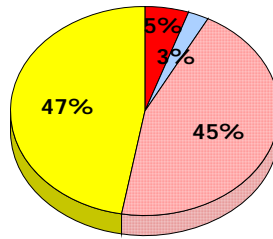
Apr 30,
2013 (1)

School data with 5 or fewer students
withheld for reasons of confidentiality.



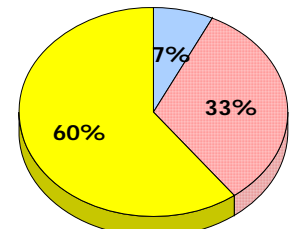
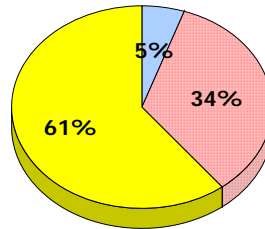
2012

Apr 30,
2012 (3)



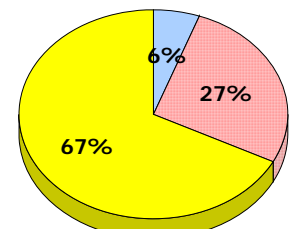
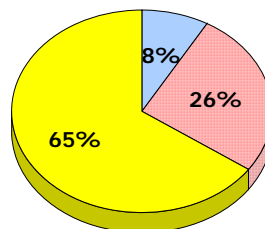
2011

AGR (1)



2010

AGR (1)



■ Exemption
 ■ Unknown
 ■ Not Yet Meeting
 ■ Meeting or Exceeding

* In some cases, CRT numbers may exceed AGR numbers based on late enrolments. Pie chart is based on the number of students who wrote the CRT.
 * Mushuau Innu Natuashish School and Sheshatshiu Innu School are excluded from district and provincial results.

District 2 - Western

School #: 137 St. Simon and St. Jude Academy

Demand Writing

Percentage of students at level 3 or above (2010 - 2013)

School data with 5 or fewer students withheld for reasons of confidentiality.



Reading

Percentage of students at level 3 or above (2010 - 2013)

School data with 5 or fewer students withheld for reasons of confidentiality.



* In some cases, CRT numbers may exceed AGR numbers based on late enrolments. Pie chart is based on the number of students who wrote the CRT.

* Mushuau Innu Natuashish School and Sheshatshiu Innu School are excluded from district and provincial results.

District 2 - Western

School #: 388 Long Range Academy

Demand Writing

School

District

Province

Creative Writing

Persuasive Writing

Creative Writing

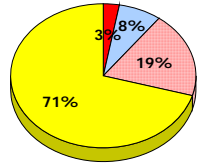
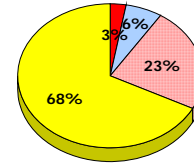
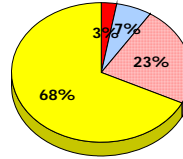
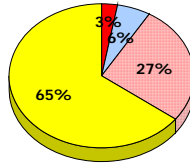
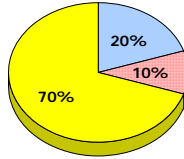
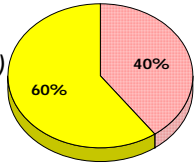
Persuasive Writing

Creative Writing

Persuasive Writing

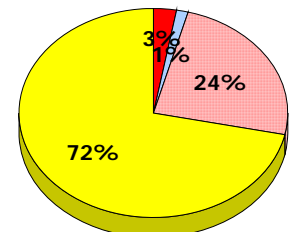
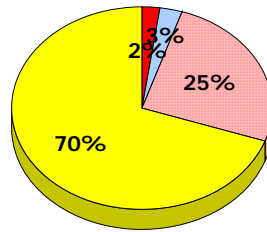
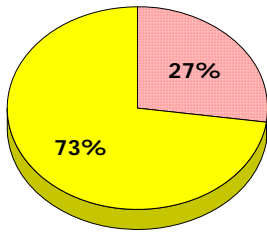
2013

Apr 30, 2013 (10)



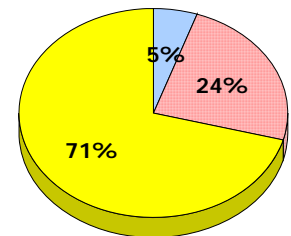
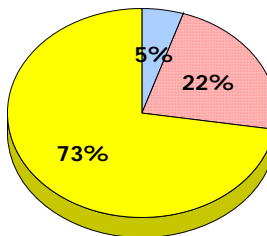
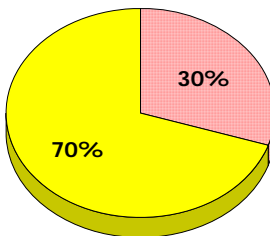
2012

Apr 30, 2012 (11)



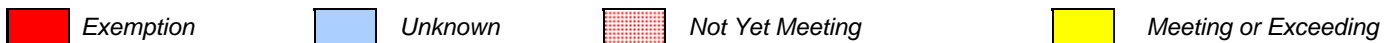
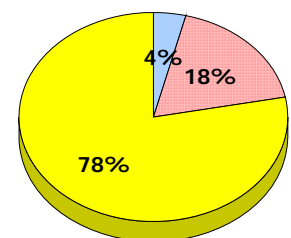
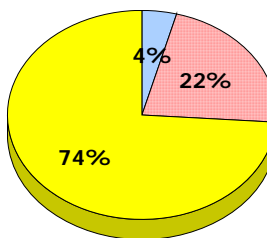
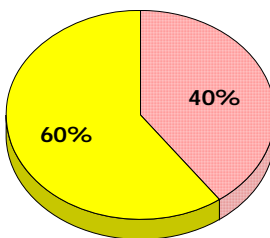
2011

AGR (20)



2010

AGR (10)



* In some cases, CRT numbers may exceed AGR numbers based on late enrolments. Pie chart is based on the number of students who wrote the CRT.
 * Mushuau Innu Natuashish School and Sheshatshiu Innu School are excluded from district and provincial results.

District 2 - Western

School #: 388 Long Range Academy

Reading

School

District

Province

Non - Fiction

Fiction

Non - Fiction

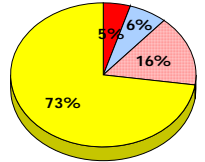
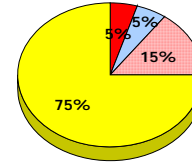
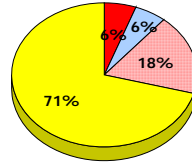
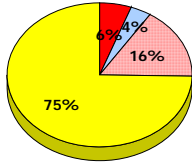
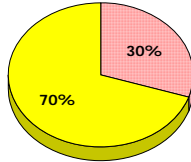
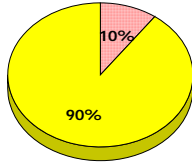
Fiction

Non - Fiction

Fiction

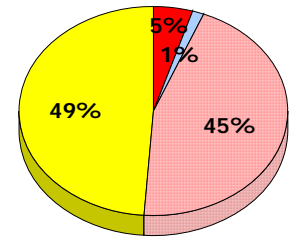
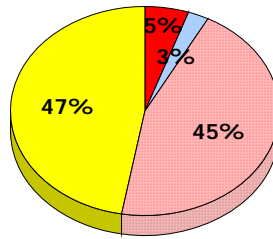
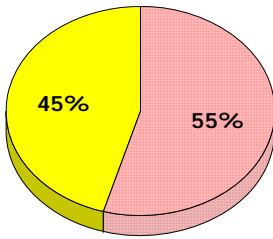
2013

Apr 30,
2013 (10)



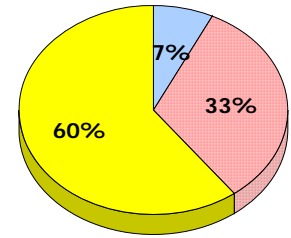
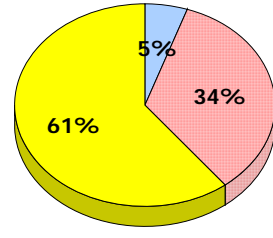
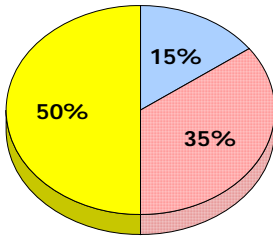
2012

Apr 30,
2012 (11)



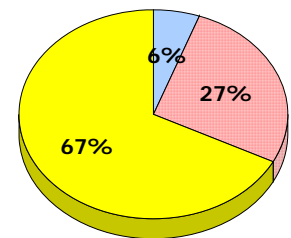
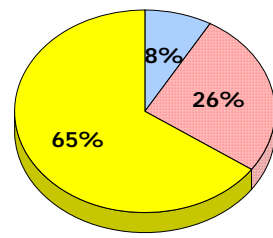
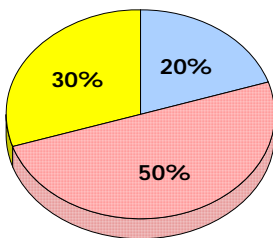
2011

AGR (20)



2010

AGR (10)



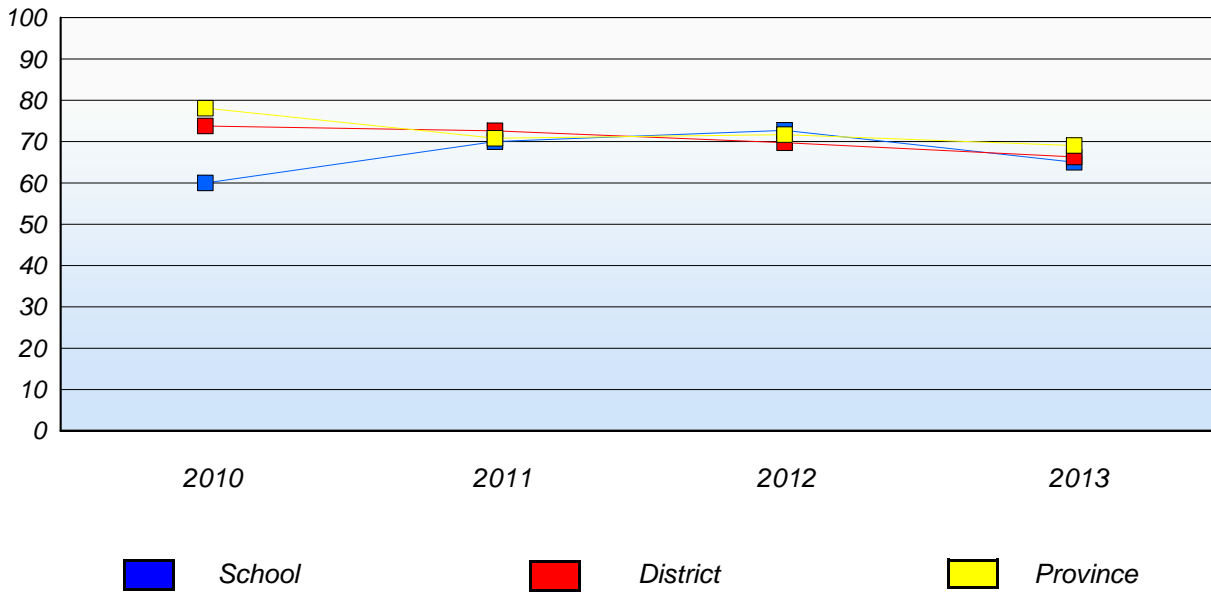
■ Exemption
 ■ Unknown
 ■ Not Yet Meeting
 ■ Meeting or Exceeding

* In some cases, CRT numbers may exceed AGR numbers based on late enrolments. Pie chart is based on the number of students who wrote the CRT.
 * Mushuau Innu Natuashish School and Sheshatshiu Innu School are excluded from district and provincial results.

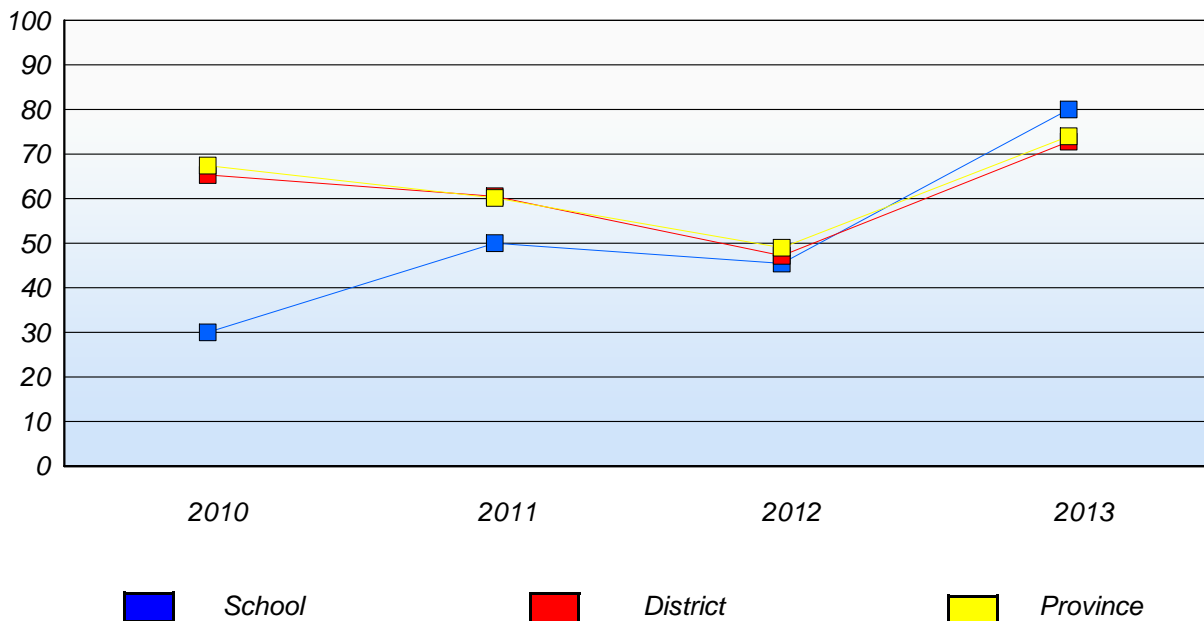
District 2 - Western

School #: 388 Long Range Academy

Demand Writing
Percentage of students at level 3 or above (2010 - 2013)



Reading
Percentage of students at level 3 or above (2010 - 2013)



* In some cases, CRT numbers may exceed AGR numbers based on late enrolments. Pie chart is based on the number of students who wrote the CRT.
* Mushuau Innu Natuashish School and Sheshatshiu Innu School are excluded from district and provincial results.

District 2 - Western

School #: 391 Xavier Junior High

Demand Writing

School

District

Province

Creative Writing

Persuasive Writing

Creative Writing

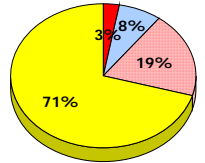
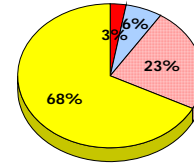
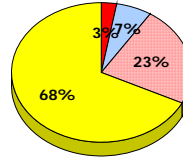
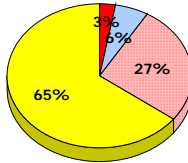
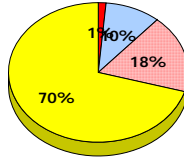
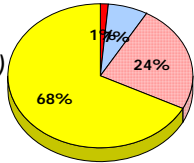
Persuasive Writing

Creative Writing

Persuasive Writing

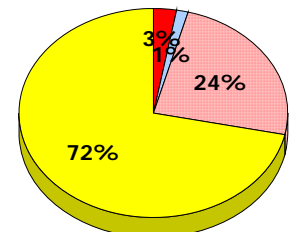
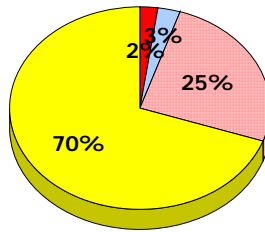
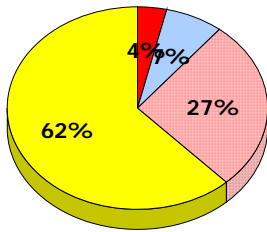
2013

Apr 30, 2013 (71)



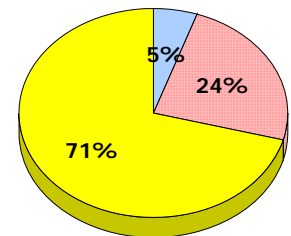
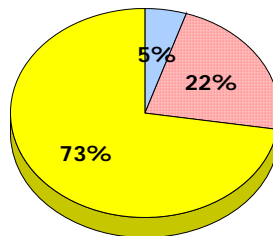
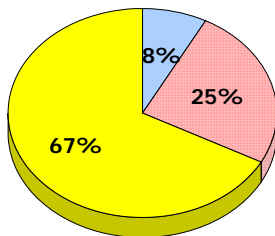
2012

Apr 30, 2012 (55)



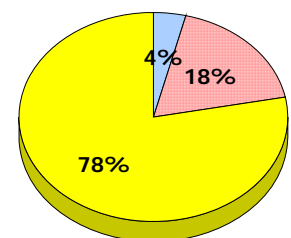
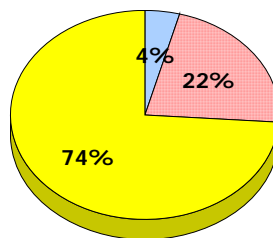
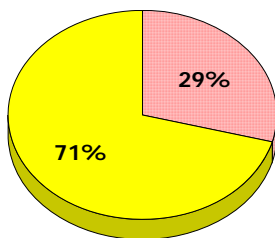
2011

AGR (64)



2010

AGR (71)



■ Exemption
 ■ Unknown
 Not Yet Meeting
 ■ Meeting or Exceeding

* In some cases, CRT numbers may exceed AGR numbers based on late enrolments. Pie chart is based on the number of students who wrote the CRT.
 * Mushuau Innu Natuashish School and Sheshatshiu Innu School are excluded from district and provincial results.

Elementary English Language Arts
4 Year Provincial Assessment, June 2013
Student Population Report
(average scores)

District 2 - Western

School #: 391 Xavier Junior High

Reading

School

District

Province

Non - Fiction

Fiction

Non - Fiction

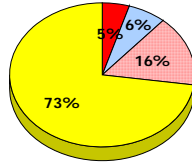
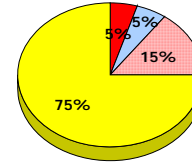
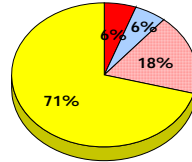
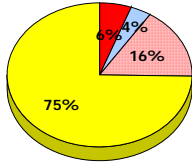
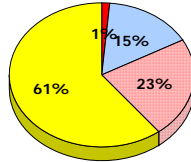
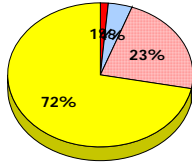
Fiction

Non - Fiction

Fiction

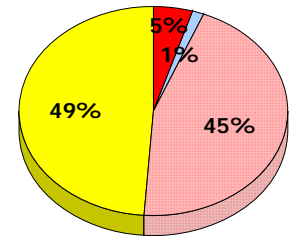
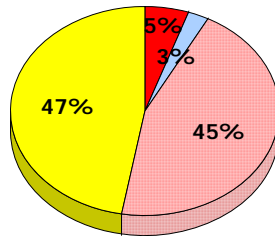
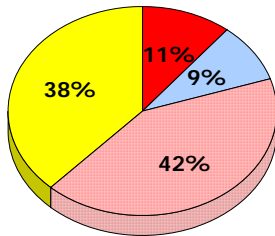
2013

Apr 30,
2013 (71)



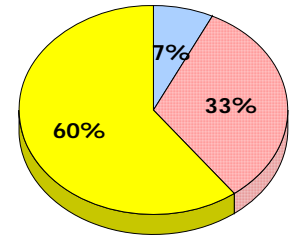
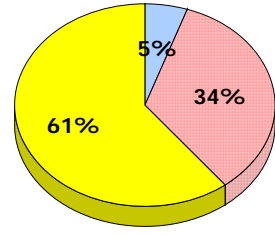
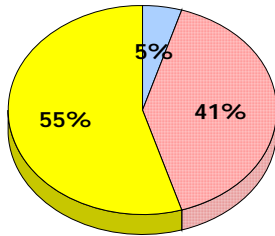
2012

Apr 30,
2012 (55)



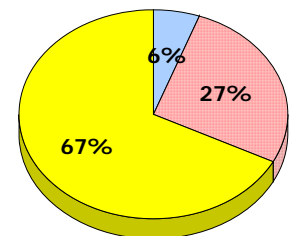
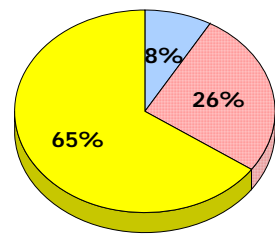
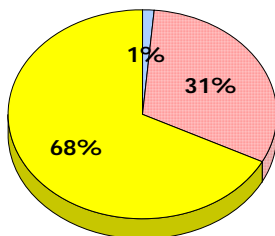
2011

AGR (64)



2010

AGR (71)



■ Exemption
 ■ Unknown
 ■ Not Yet Meeting
 ■ Meeting or Exceeding

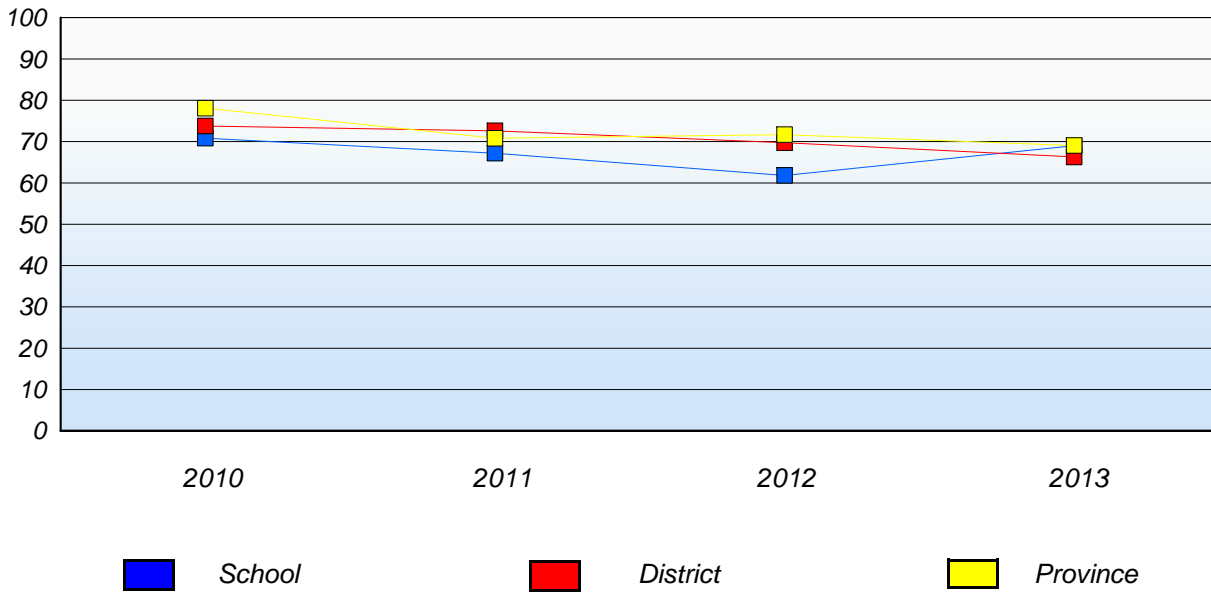
* In some cases, CRT numbers may exceed AGR numbers based on late enrolments. Pie chart is based on the number of students who wrote the CRT.
 * Mushuau Innu Natuashish School and Sheshatshiu Innu School are excluded from district and provincial results.

**Elementary English Language Arts
4 Year Provincial Assessment, June 2013
Student Population Report**
(average scores)

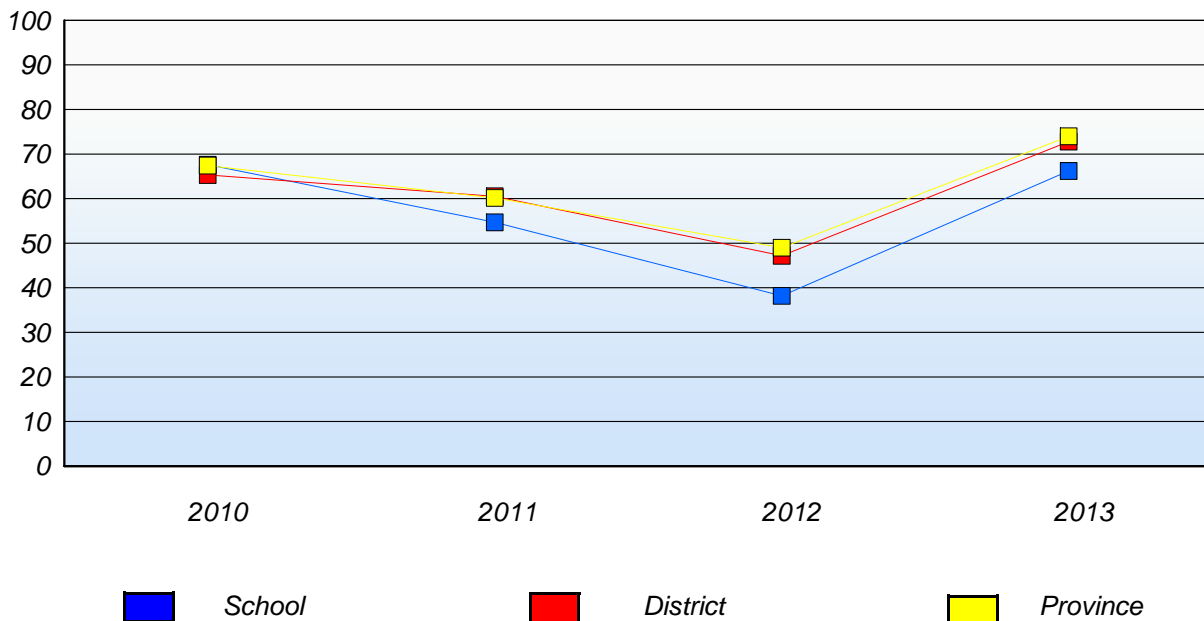
District 2 - Western

School #: 391 Xavier Junior High

Demand Writing
Percentage of students at level 3 or above (2010 - 2013)



Reading
Percentage of students at level 3 or above (2010 - 2013)



* In some cases, CRT numbers may exceed AGR numbers based on late enrolments. Pie chart is based on the number of students who wrote the CRT.

* Mushuau Innu Natuashish School and Sheshatshiu Innu School are excluded from district and provincial results.

District 2 - Western

School #: 393 Bonne Bay Academy

Demand Writing

School

District

Province

Creative Writing

Persuasive Writing

Creative Writing

Persuasive Writing

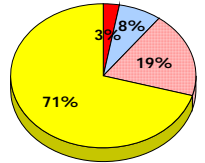
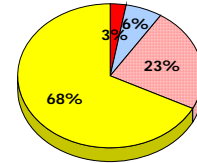
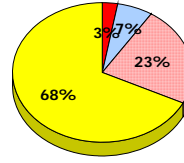
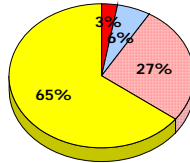
Creative Writing

Persuasive Writing

2013

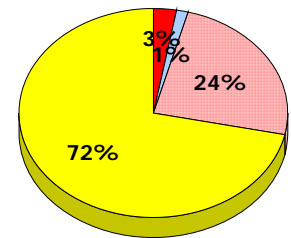
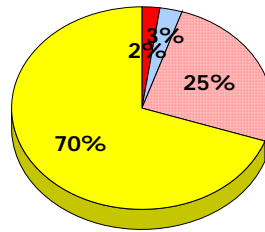
Apr 30, 2013 (2)

School data with 5 or fewer students withheld for reasons of confidentiality.



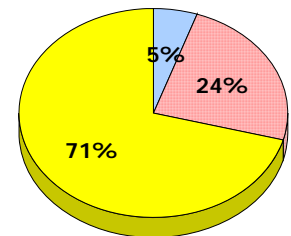
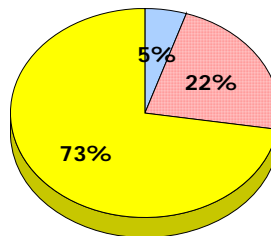
2012

Apr 30, 2012 (6)



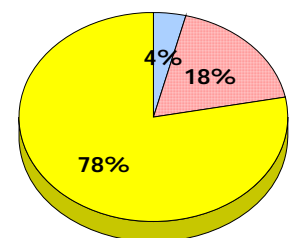
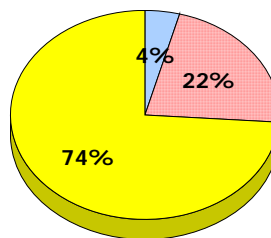
2011

AGR (2)



2010

AGR (9)



Exemption

Unknown

Not Yet Meeting

Meeting or Exceeding

* In some cases, CRT numbers may exceed AGR numbers based on late enrolments. Pie chart is based on the number of students who wrote the CRT.
* Mushuau Innu Natuashish School and Sheshatshiu Innu School are excluded from district and provincial results.

Elementary English Language Arts
4 Year Provincial Assessment, June 2013
Student Population Report
(average scores)

District 2 - Western

School #: 393 Bonne Bay Academy

Reading

School

District

Province

Non - Fiction

Fiction

Non - Fiction

Fiction

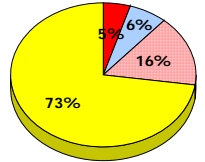
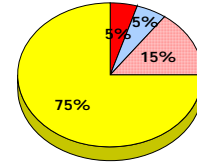
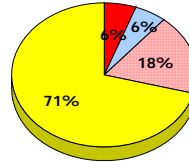
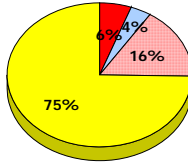
Non - Fiction

Fiction

2013

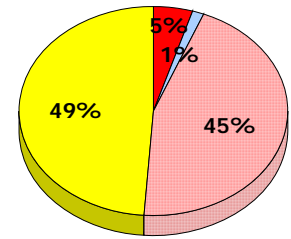
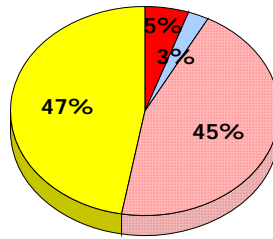
Apr 30,
2013 (2)

*School data with 5 or fewer students
withheld for reasons of confidentiality.*



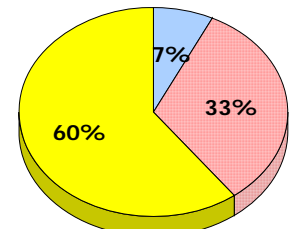
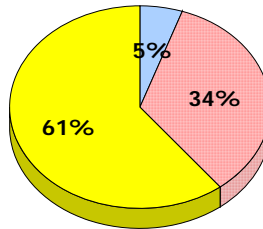
2012

Apr 30,
2012 (6)



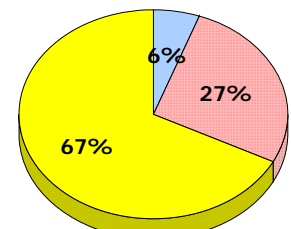
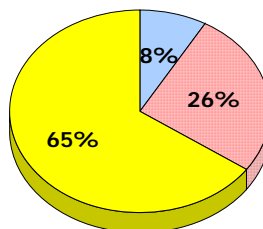
2011

AGR (2)



2010

AGR (9)



■ Exemption
 ■ Unknown
 ■ Not Yet Meeting
 ■ Meeting or Exceeding

* In some cases, CRT numbers may exceed AGR numbers based on late enrolments. Pie chart is based on the number of students who wrote the CRT.
 * Mushuau Innu Natuashish School and Sheshatshiu Innu School are excluded from district and provincial results.

**Elementary English Language Arts
4 Year Provincial Assessment, June 2013
Student Population Report**
(average scores)

District 2 - Western

School #: 393 Bonne Bay Academy

Demand Writing

Percentage of students at level 3 or above (2010 - 2013)

School data with 5 or fewer students withheld for reasons of confidentiality.



Reading

Percentage of students at level 3 or above (2010 - 2013)

School data with 5 or fewer students withheld for reasons of confidentiality.



* In some cases, CRT numbers may exceed AGR numbers based on late enrolments. Pie chart is based on the number of students who wrote the CRT.

* Mushuau Innu Natuashish School and Sheshatshiu Innu School are excluded from district and provincial results.

District 2 - Western

School #: 394 E.A. Butler All Grade

Demand Writing

School

District

Province

Creative Writing

Persuasive Writing

Creative Writing

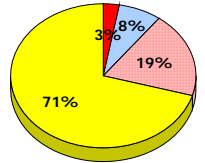
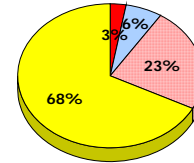
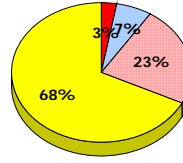
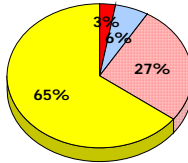
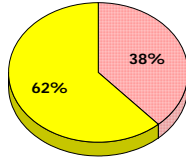
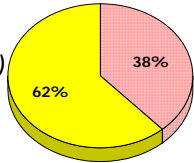
Persuasive Writing

Creative Writing

Persuasive Writing

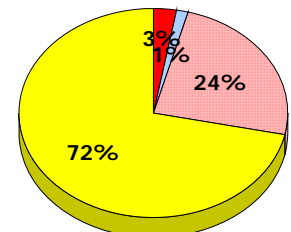
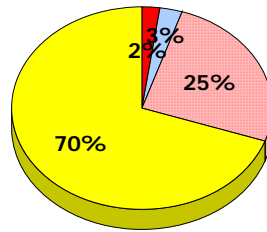
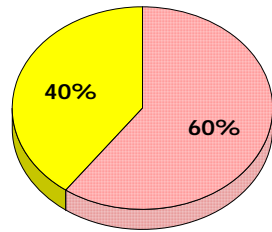
2013

Apr 30, 2013 (13)



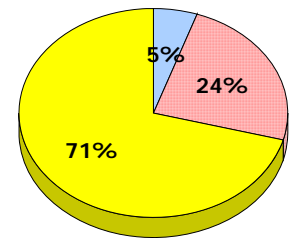
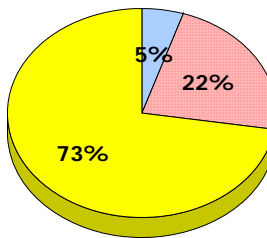
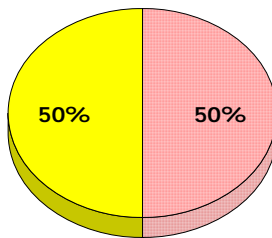
2012

Apr 30, 2012 (5)



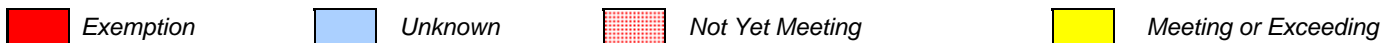
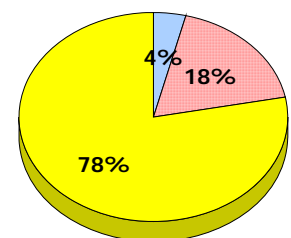
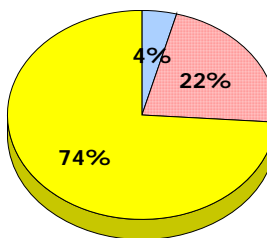
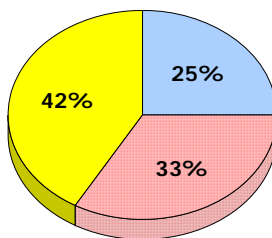
2011

AGR (8)



2010

AGR (12)



* In some cases, CRT numbers may exceed AGR numbers based on late enrolments. Pie chart is based on the number of students who wrote the CRT.
 * Mushuau Innu Natuashish School and Sheshatshiu Innu School are excluded from district and provincial results.

Elementary English Language Arts
4 Year Provincial Assessment, June 2013
Student Population Report
(average scores)

District 2 - Western

School #: 394 E.A. Butler All Grade

Reading

School

District

Province

Non - Fiction

Fiction

Non - Fiction

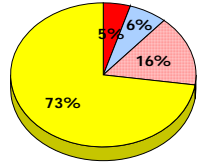
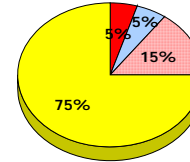
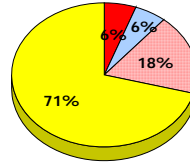
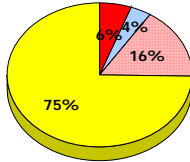
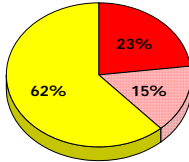
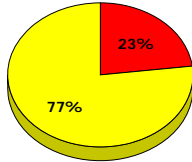
Fiction

Non - Fiction

Fiction

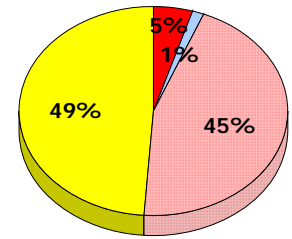
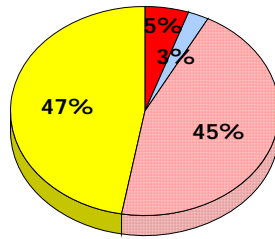
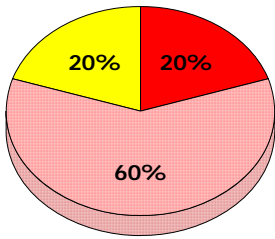
2013

Apr 30,
2013 (13)



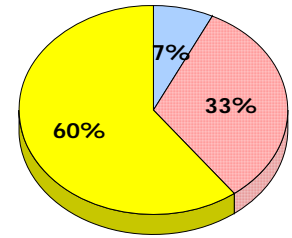
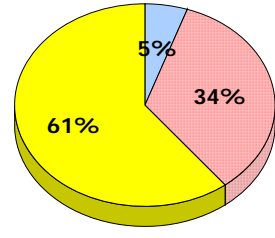
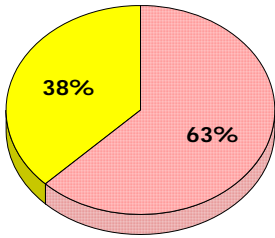
2012

Apr 30,
2012 (5)



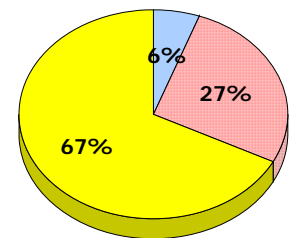
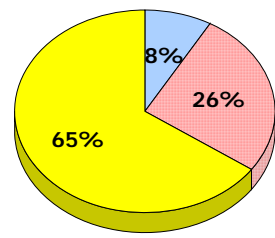
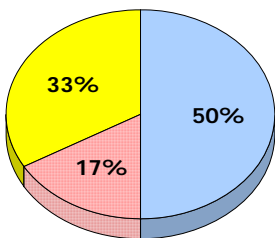
2011

AGR (8)



2010

AGR (12)



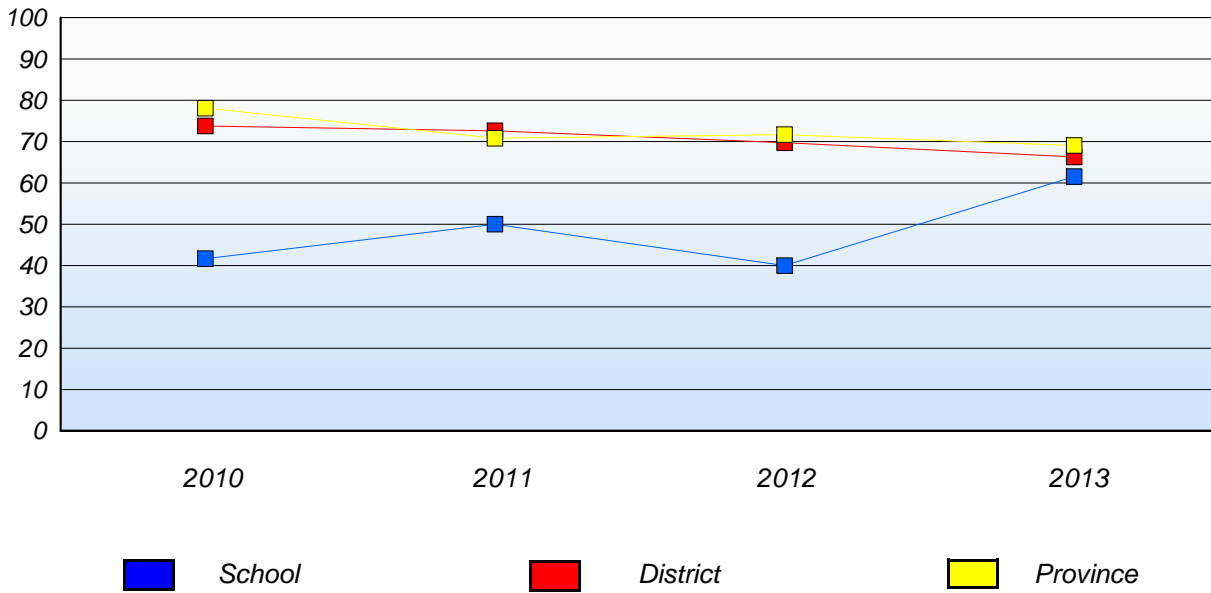
■ Exemption
 ■ Unknown
 ■ Not Yet Meeting
 ■ Meeting or Exceeding

* In some cases, CRT numbers may exceed AGR numbers based on late enrolments. Pie chart is based on the number of students who wrote the CRT.
 * Mushuau Innu Natuashish School and Sheshatshiu Innu School are excluded from district and provincial results.

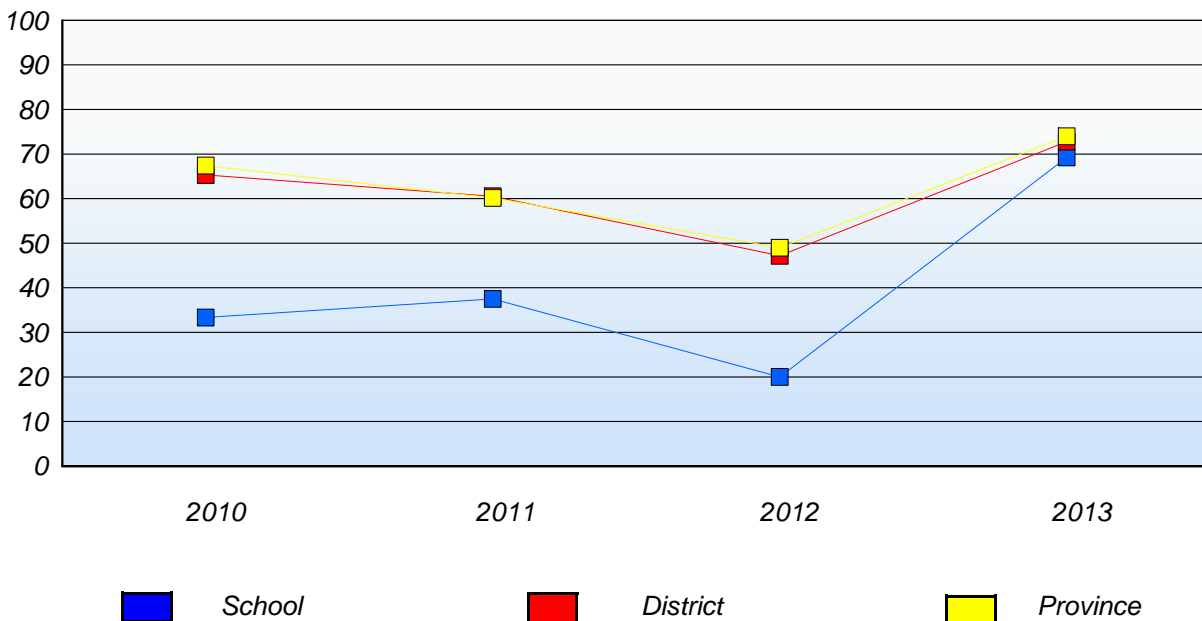
District 2 - Western

School #: 394 E.A. Butler All Grade

Demand Writing
Percentage of students at level 3 or above (2010 - 2013)



Reading
Percentage of students at level 3 or above (2010 - 2013)



* In some cases, CRT numbers may exceed AGR numbers based on late enrolments. Pie chart is based on the number of students who wrote the CRT.
* Mushuau Innu Natuashish School and Sheshatshiu Innu School are excluded from district and provincial results.

District 2 - Western

School #: 396 Stephenville Middle School

Demand Writing

School

District

Province

Creative Writing

Persuasive Writing

Creative Writing

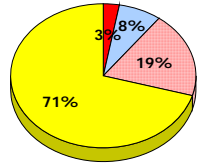
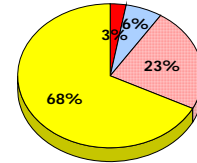
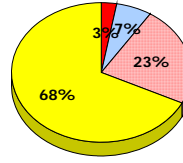
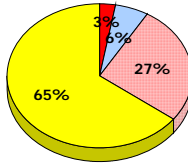
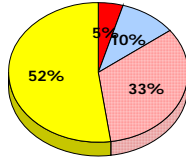
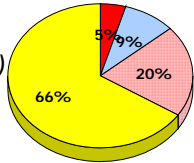
Persuasive Writing

Creative Writing

Persuasive Writing

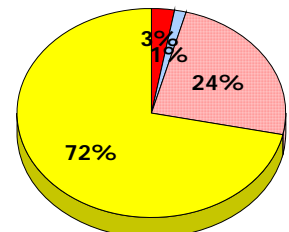
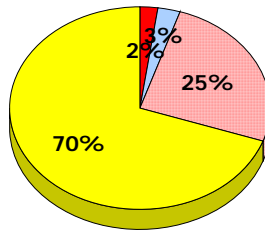
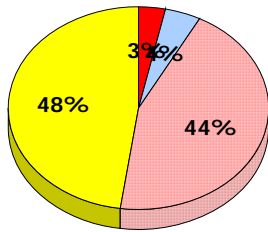
2013

Apr 30, 2013 (88)



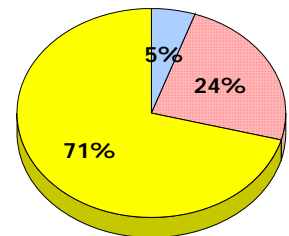
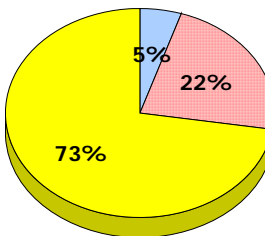
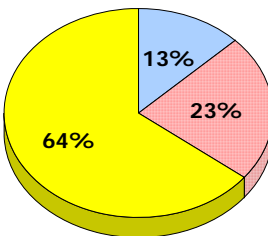
2012

Apr 30, 2012 (90)



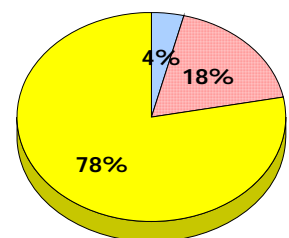
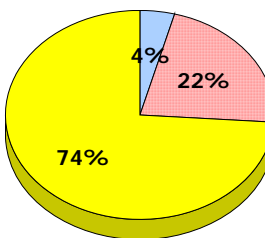
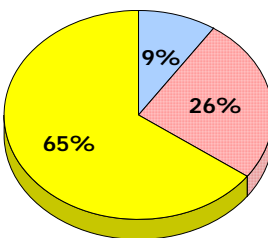
2011

AGR (87)



2010

AGR (117)



■ Exemption
 ■ Unknown
 ■ Not Yet Meeting
 ■ Meeting or Exceeding

* In some cases, CRT numbers may exceed AGR numbers based on late enrolments. Pie chart is based on the number of students who wrote the CRT.
 * Mushuau Innu Natuashish School and Sheshatshiu Innu School are excluded from district and provincial results.

Elementary English Language Arts
4 Year Provincial Assessment, June 2013
Student Population Report
(average scores)

District 2 - Western

School #: 396 Stephenville Middle School

Reading

School

District

Province

Non - Fiction

Fiction

Non - Fiction

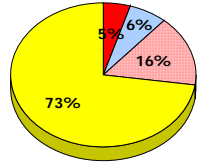
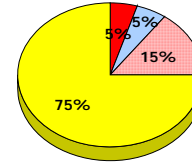
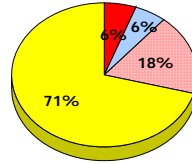
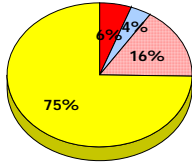
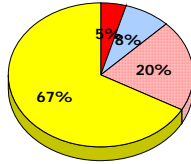
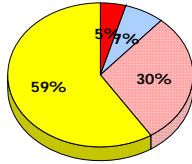
Fiction

Non - Fiction

Fiction

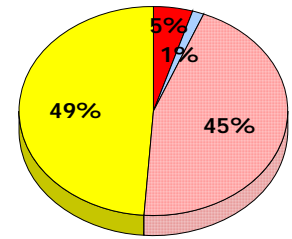
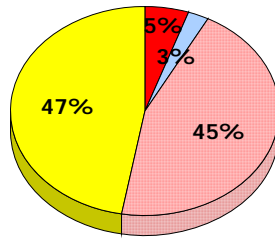
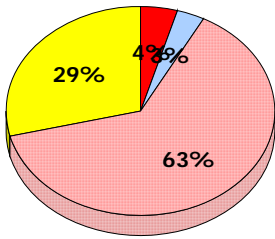
2013

Apr 30,
2013 (88)



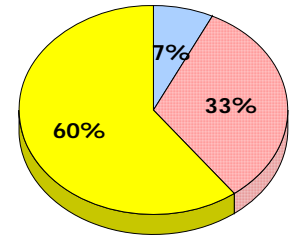
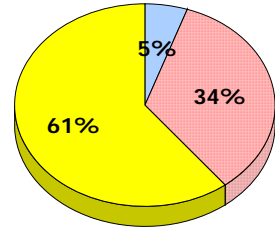
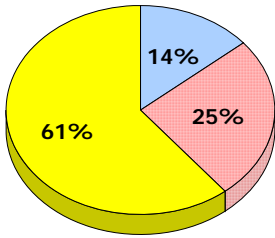
2012

Apr 30,
2012 (90)



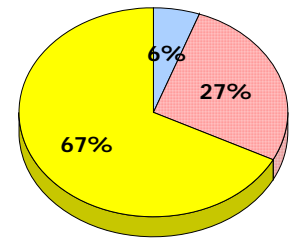
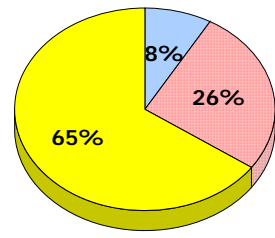
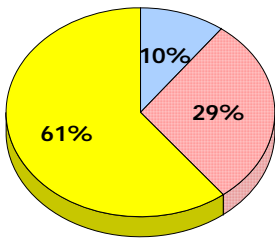
2011

AGR (87)



2010

AGR (117)



■ Exemption
 ■ Unknown
 ■ Not Yet Meeting
 ■ Meeting or Exceeding

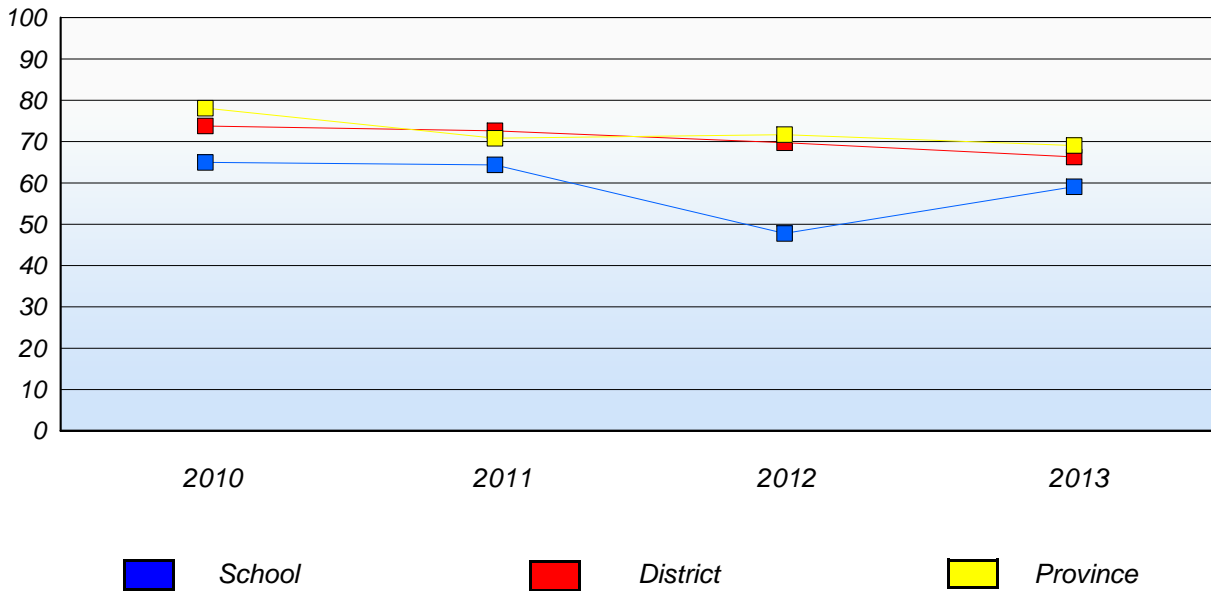
* In some cases, CRT numbers may exceed AGR numbers based on late enrolments. Pie chart is based on the number of students who wrote the CRT.
 * Mushuau Innu Natuashish School and Sheshatshiu Innu School are excluded from district and provincial results.

District 2 - Western

School #: 396 Stephenville Middle School

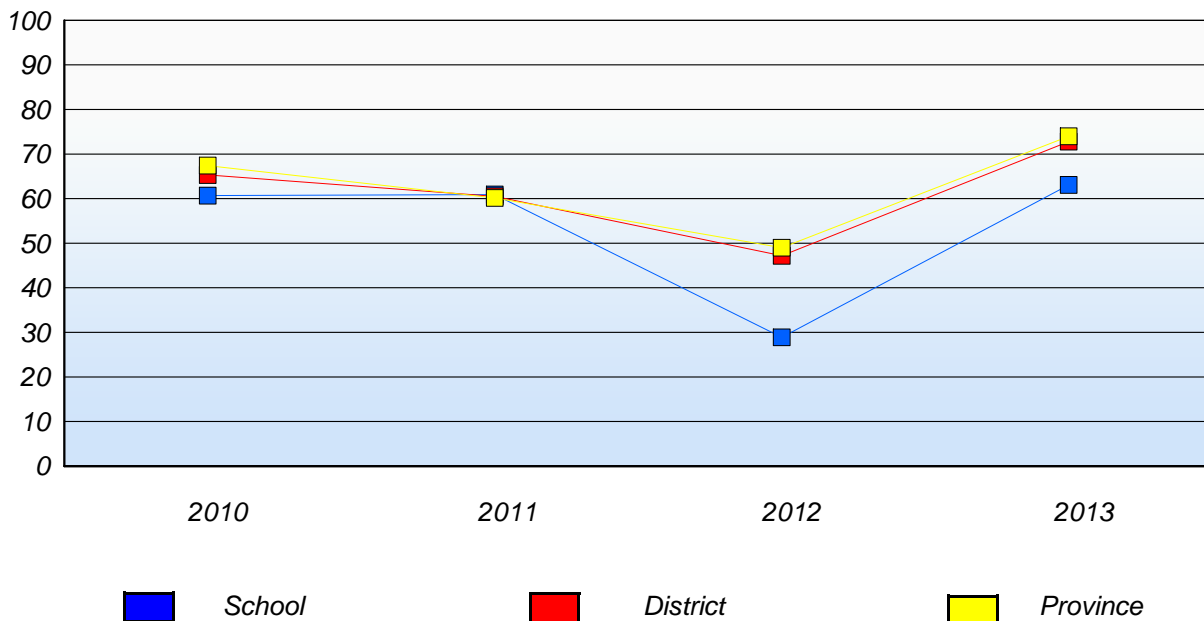
Demand Writing

Percentage of students at level 3 or above (2010 - 2013)



Reading

Percentage of students at level 3 or above (2010 - 2013)



* In some cases, CRT numbers may exceed AGR numbers based on late enrolments. Pie chart is based on the number of students who wrote the CRT.
* Mushuau Innu Natuashish School and Sheshatshiu Innu School are excluded from district and provincial results.

District 2 - Western

School #: 397 Belanger Memorial School

Demand Writing

School

District

Province

Creative Writing

Persuasive Writing

Creative Writing

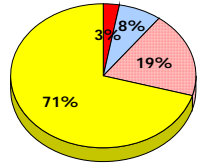
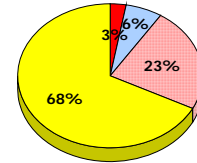
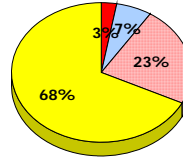
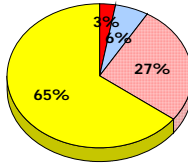
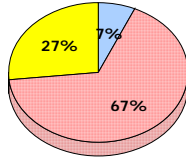
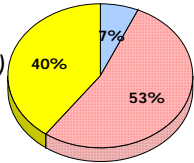
Persuasive Writing

Creative Writing

Persuasive Writing

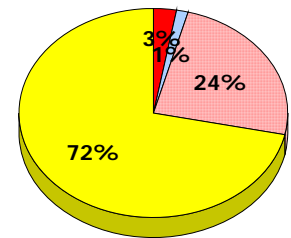
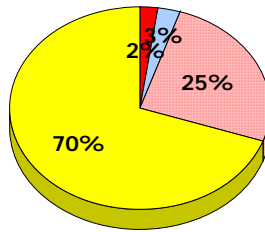
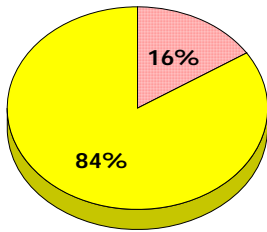
2013

Apr 30, 2013 (15)



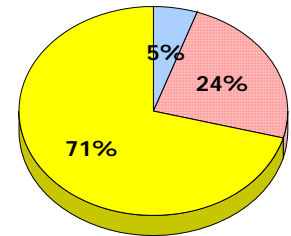
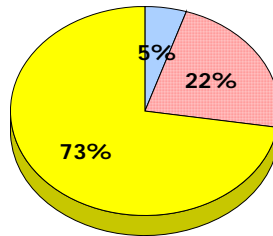
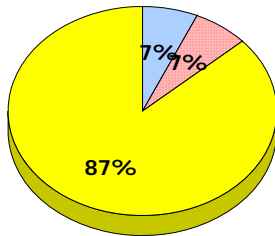
2012

Apr 30, 2012 (19)



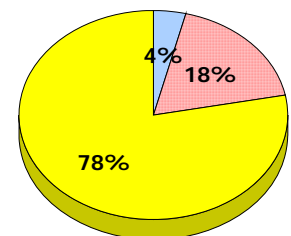
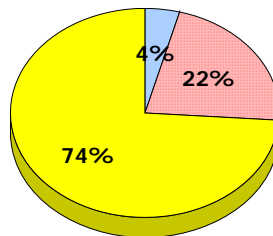
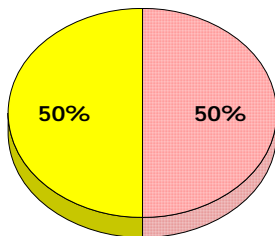
2011

AGR (15)



2010

AGR (13)



■ Exemption
 ■ Unknown
 ■ Not Yet Meeting
 ■ Meeting or Exceeding

* In some cases, CRT numbers may exceed AGR numbers based on late enrolments. Pie chart is based on the number of students who wrote the CRT.
 * Mushuau Innu Natuashish School and Sheshatshiu Innu School are excluded from district and provincial results.

Elementary English Language Arts
4 Year Provincial Assessment, June 2013
Student Population Report
(average scores)

District 2 - Western

School #: 397 Belanger Memorial School

Reading

School

District

Province

Non - Fiction

Fiction

Non - Fiction

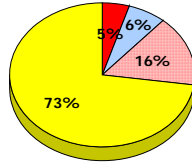
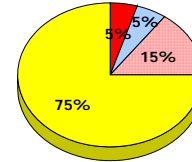
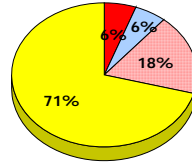
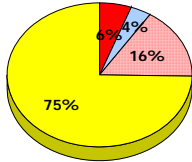
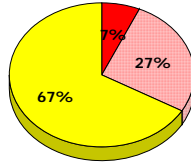
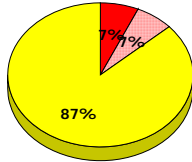
Fiction

Non - Fiction

Fiction

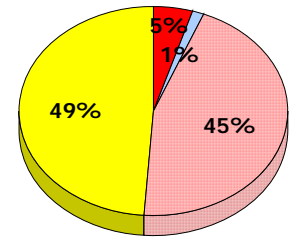
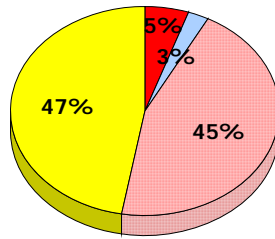
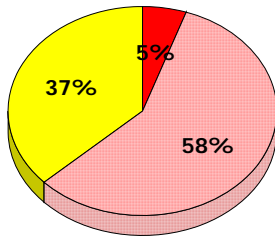
2013

Apr 30,
2013 (15)



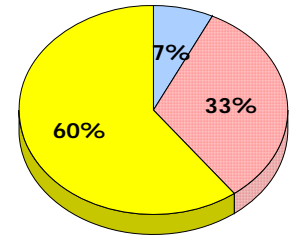
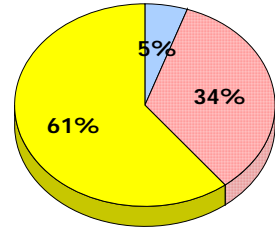
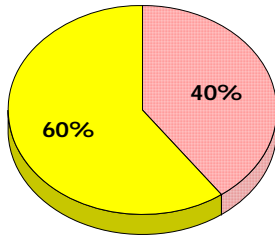
2012

Apr 30,
2012 (19)



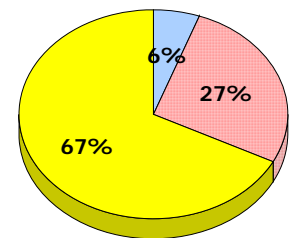
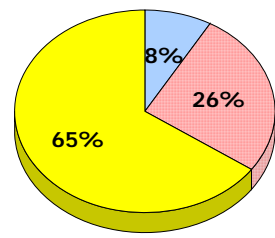
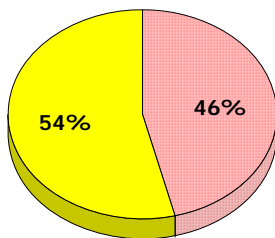
2011

AGR (15)



2010

AGR (13)



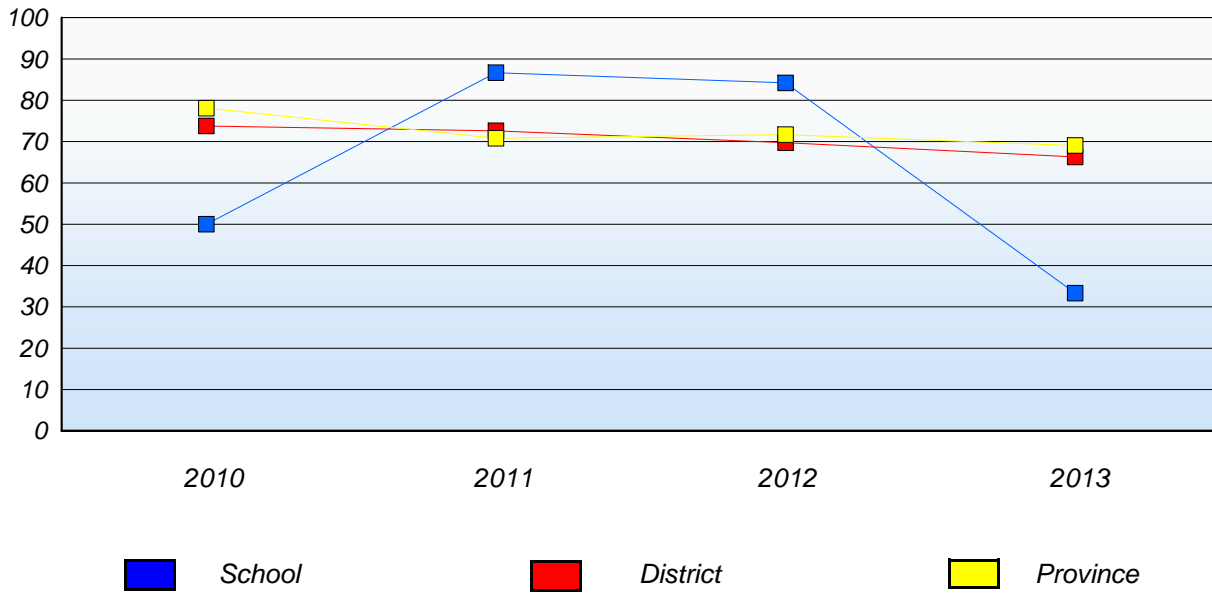
■ Exemption
 ■ Unknown
 ■ Not Yet Meeting
 ■ Meeting or Exceeding

* In some cases, CRT numbers may exceed AGR numbers based on late enrolments. Pie chart is based on the number of students who wrote the CRT.
 * Mushuau Innu Natuashish School and Sheshatshiu Innu School are excluded from district and provincial results.

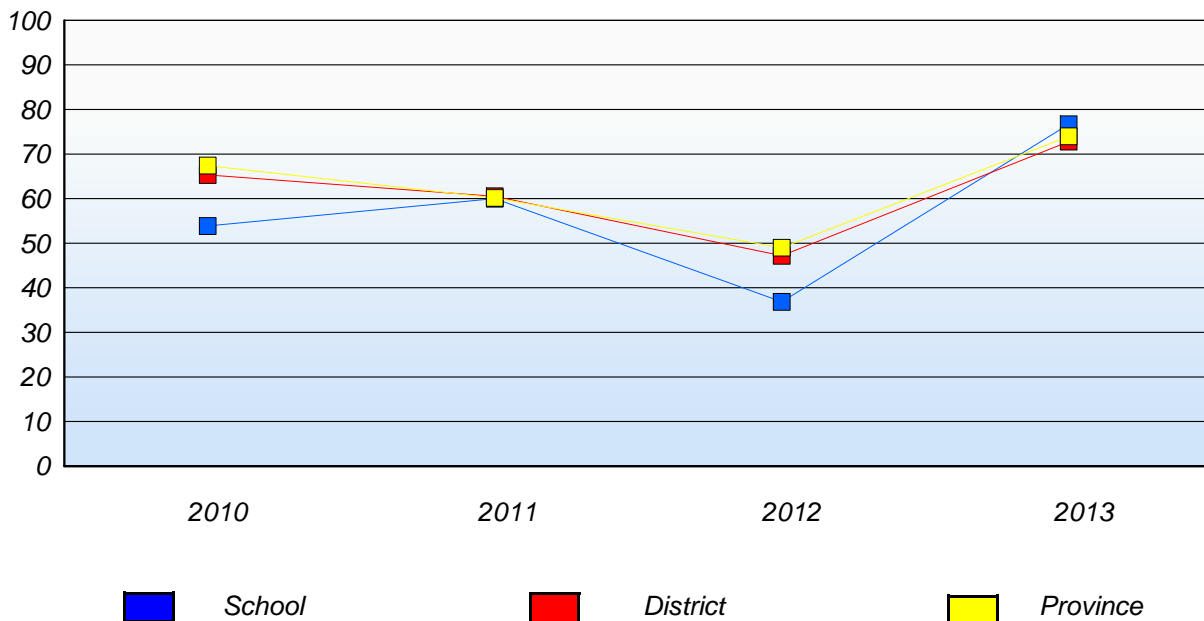
District 2 - Western

School #: 397 Belanger Memorial School

Demand Writing
Percentage of students at level 3 or above (2010 - 2013)



Reading
Percentage of students at level 3 or above (2010 - 2013)



* In some cases, CRT numbers may exceed AGR numbers based on late enrolments. Pie chart is based on the number of students who wrote the CRT.

* Mushuau Innu Natuashish School and Sheshatshiu Innu School are excluded from district and provincial results.

District 2 - Western

School #: 474 Cloud River Academy

Demand Writing

School

District

Province

Creative Writing

Persuasive Writing

Creative Writing

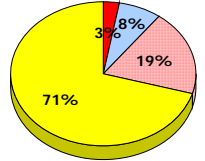
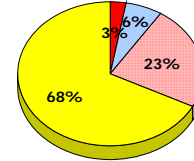
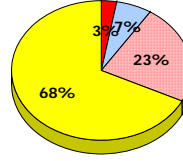
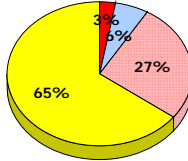
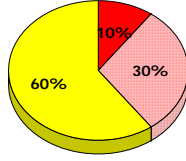
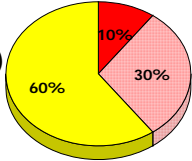
Persuasive Writing

Creative Writing

Persuasive Writing

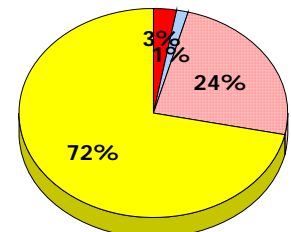
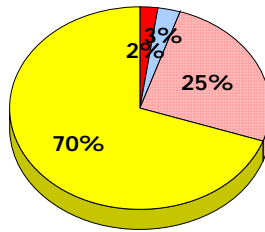
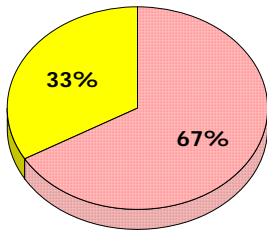
2013

Apr 30, 2013 (10)



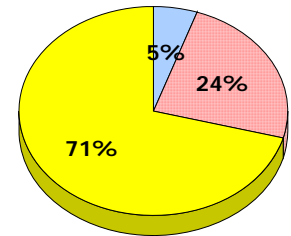
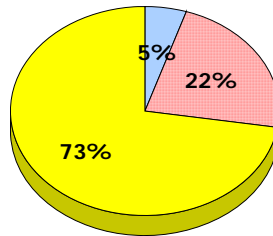
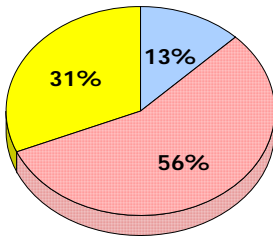
2012

Apr 30, 2012 (9)



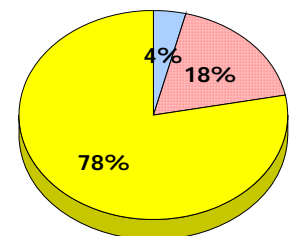
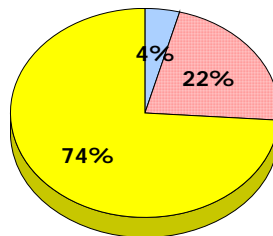
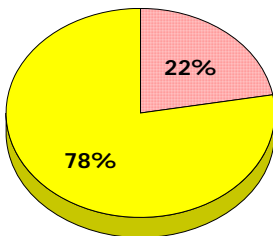
2011

AGR (16)



2010

AGR (18)



■ Exemption
 ■ Unknown
 ■ Not Yet Meeting
 ■ Meeting or Exceeding

* In some cases, CRT numbers may exceed AGR numbers based on late enrolments. Pie chart is based on the number of students who wrote the CRT.
 * Mushuau Innu Natuashish School and Sheshatshiu Innu School are excluded from district and provincial results.

District 2 - Western

School #: 474 Cloud River Academy

Reading

School

District

Province

Non - Fiction

Fiction

Non - Fiction

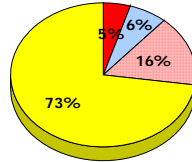
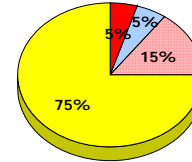
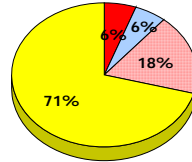
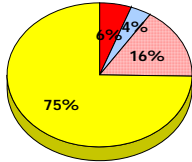
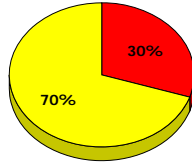
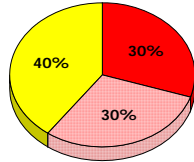
Fiction

Non - Fiction

Fiction

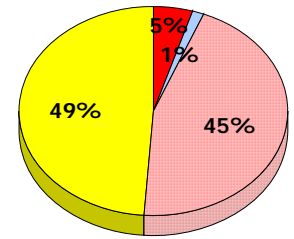
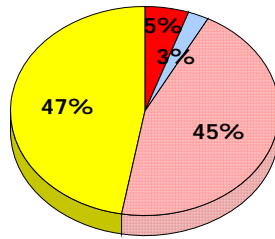
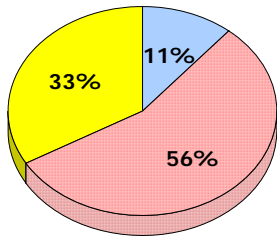
2013

Apr 30,
2013 (10)



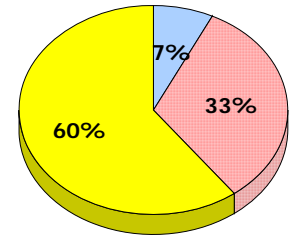
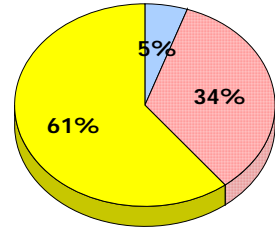
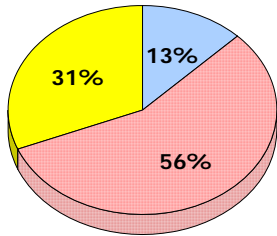
2012

Apr 30,
2012 (9)



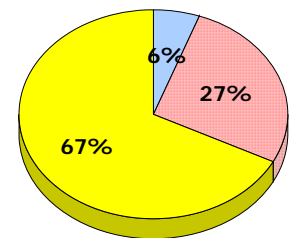
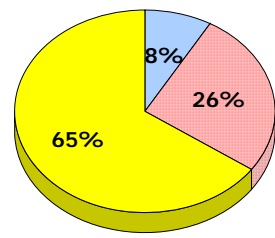
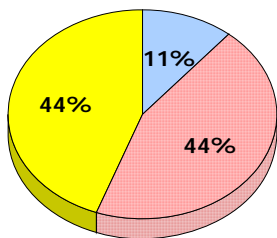
2011

AGR (16)



2010

AGR (18)



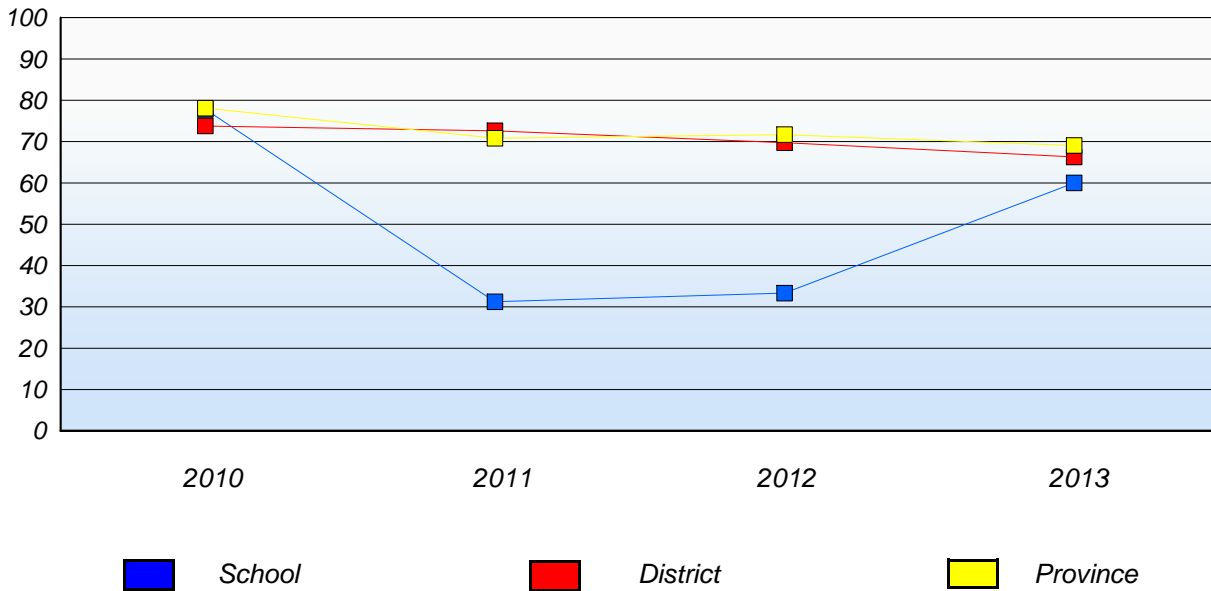
■ Exemption
 ■ Unknown
 ■ Not Yet Meeting
 ■ Meeting or Exceeding

* In some cases, CRT numbers may exceed AGR numbers based on late enrolments. Pie chart is based on the number of students who wrote the CRT.
 * Mushuau Innu Natuashish School and Sheshatshiu Innu School are excluded from district and provincial results.

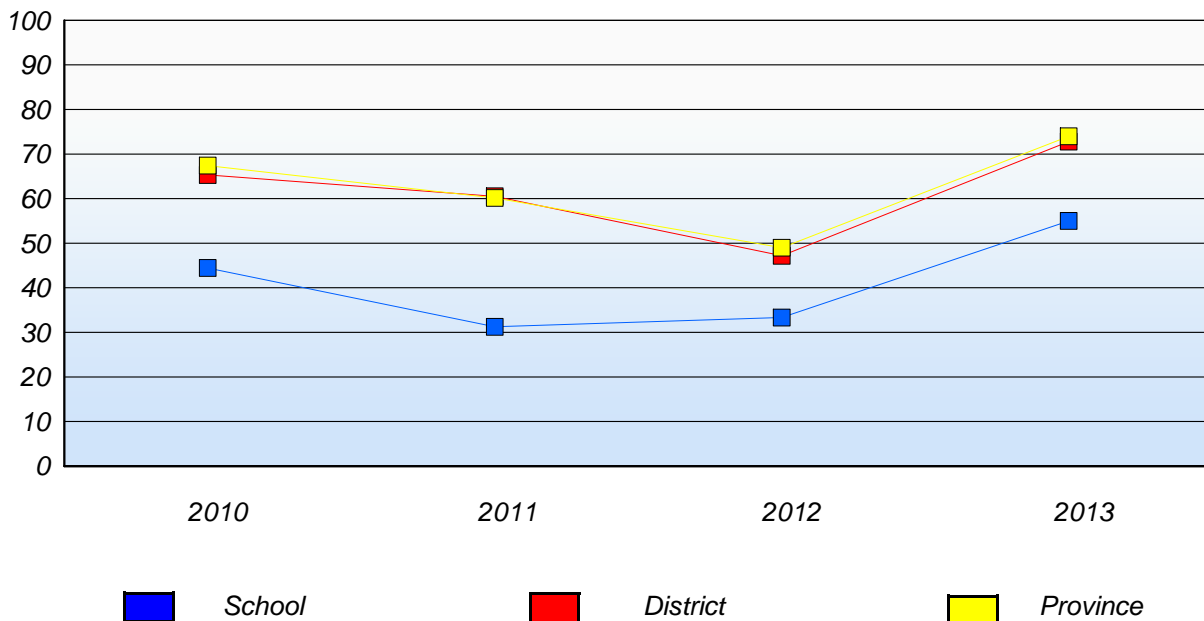
District 2 - Western

School #: 474 Cloud River Academy

Demand Writing
Percentage of students at level 3 or above (2010 - 2013)



Reading
Percentage of students at level 3 or above (2010 - 2013)



* In some cases, CRT numbers may exceed AGR numbers based on late enrolments. Pie chart is based on the number of students who wrote the CRT.

* Mushuau Innu Natuashish School and Sheshatshiu Innu School are excluded from district and provincial results.

District 2 - Western

School #: 475 Viking Trail Academy

Demand Writing

School

District

Province

Creative Writing

Persuasive Writing

Creative Writing

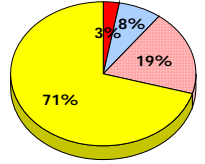
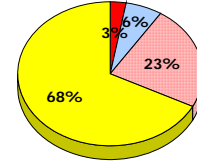
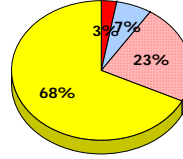
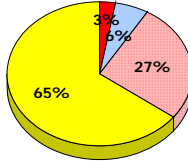
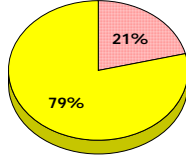
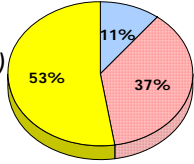
Persuasive Writing

Creative Writing

Persuasive Writing

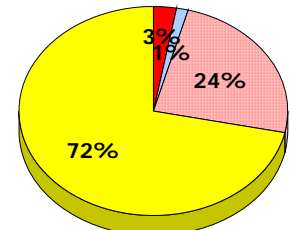
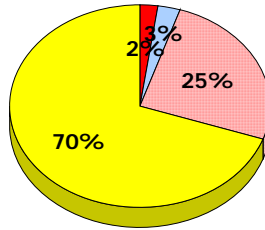
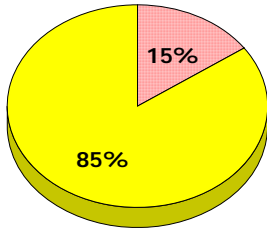
2013

Apr 30, 2013 (19)



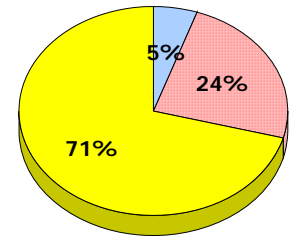
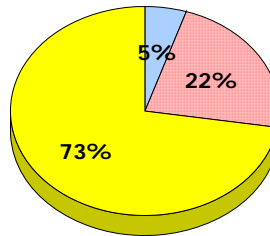
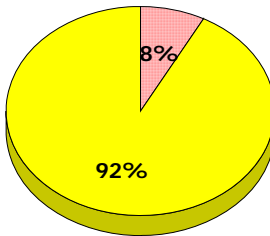
2012

Apr 30, 2012 (13)



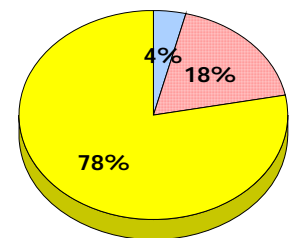
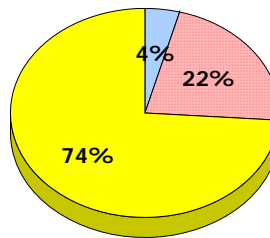
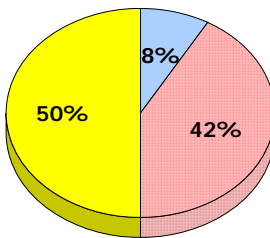
2011

AGR (13)



2010

AGR (12)



■ Exemption
 ■ Unknown
 ■ Not Yet Meeting
 ■ Meeting or Exceeding

* In some cases, CRT numbers may exceed AGR numbers based on late enrolments. Pie chart is based on the number of students who wrote the CRT.
 * Mushuau Innu Natuashish School and Sheshatshiu Innu School are excluded from district and provincial results.

Elementary English Language Arts
4 Year Provincial Assessment, June 2013
Student Population Report
(average scores)

District 2 - Western

School #: 475 Viking Trail Academy

Reading

School

District

Province

Non - Fiction

Fiction

Non - Fiction

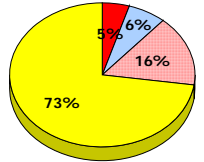
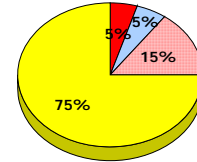
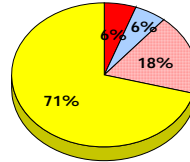
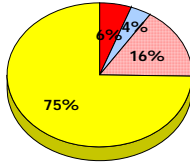
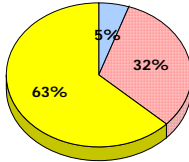
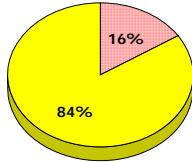
Fiction

Non - Fiction

Fiction

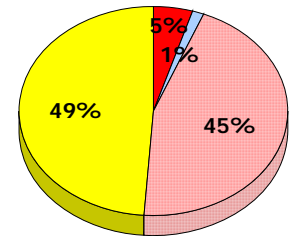
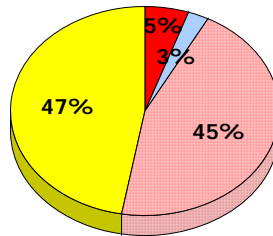
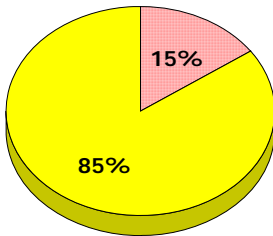
2013

Apr 30,
2013 (19)



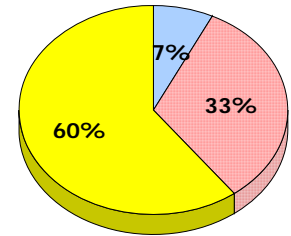
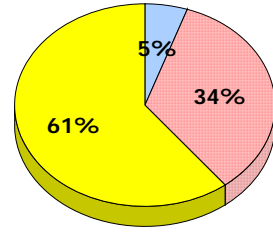
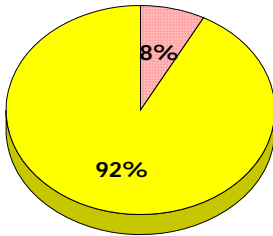
2012

Apr 30,
2012 (13)



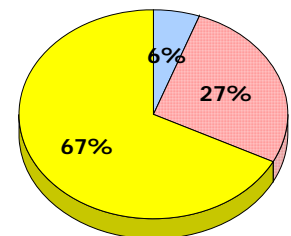
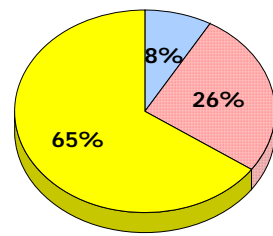
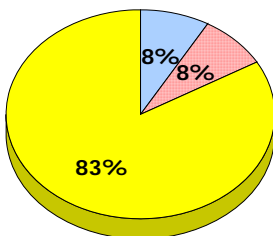
2011

AGR (13)



2010

AGR (12)



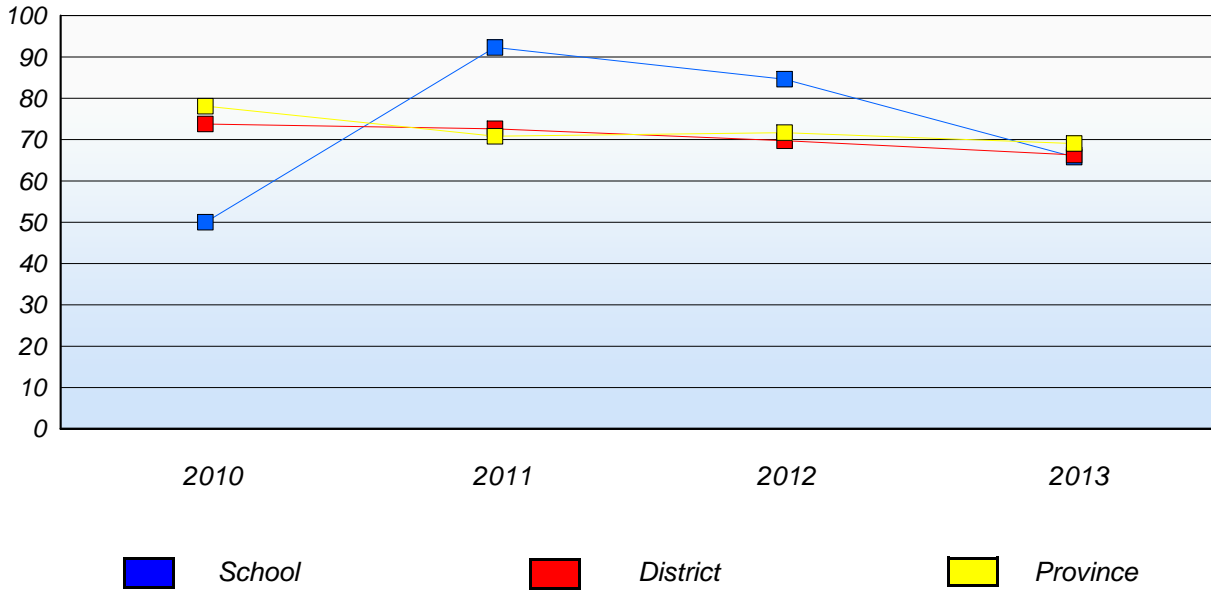
■ Exemption
 ■ Unknown
 ■ Not Yet Meeting
 ■ Meeting or Exceeding

* In some cases, CRT numbers may exceed AGR numbers based on late enrolments. Pie chart is based on the number of students who wrote the CRT.
 * Mushuau Innu Natuashish School and Sheshatshiu Innu School are excluded from district and provincial results.

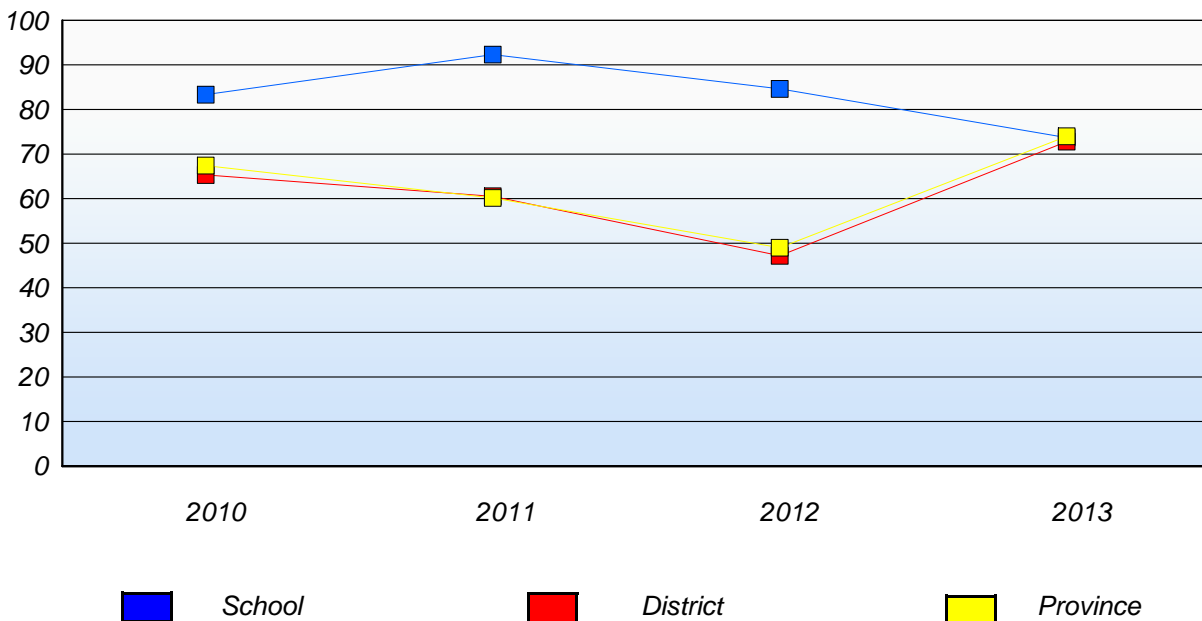
District 2 - Western

School #: 475 Viking Trail Academy

Demand Writing
Percentage of students at level 3 or above (2010 - 2013)



Reading
Percentage of students at level 3 or above (2010 - 2013)



* In some cases, CRT numbers may exceed AGR numbers based on late enrolments. Pie chart is based on the number of students who wrote the CRT.
* Mushuau Innu Natuashish School and Sheshatshiu Innu School are excluded from district and provincial results.

District 2 - Western

School #: 487 Labrador Straits Academy

Demand Writing

School

District

Province

Creative Writing

Persuasive Writing

Creative Writing

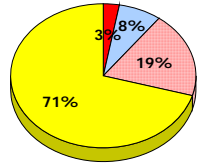
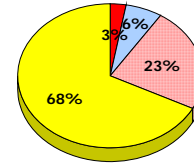
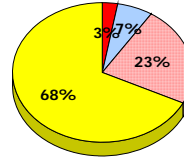
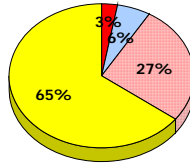
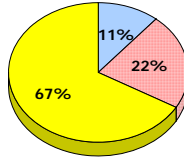
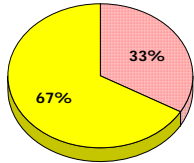
Persuasive Writing

Creative Writing

Persuasive Writing

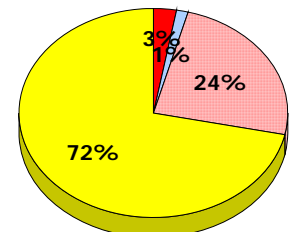
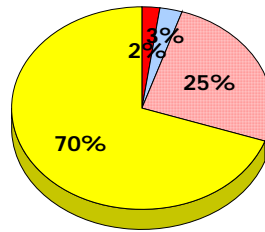
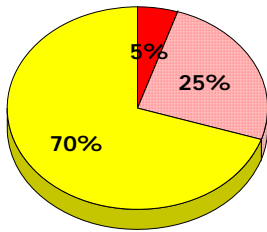
2013

Apr 30, 2013 (9)



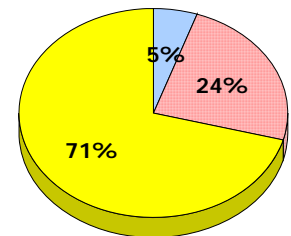
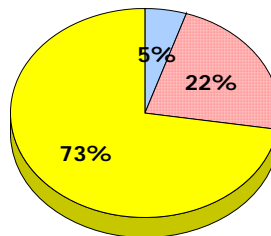
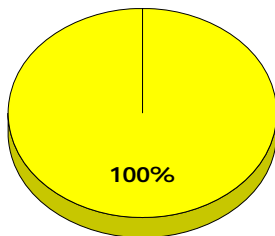
2012

Apr 30, 2012 (19)



2011

AGR (11)



2010

AGR (0)

Exemption

Unknown

Not Yet Meeting

Meeting or Exceeding

* In some cases, CRT numbers may exceed AGR numbers based on late enrolments. Pie chart is based on the number of students who wrote the CRT.
* Mushuau Innu Natuashish School and Sheshatshiu Innu School are excluded from district and provincial results.

District 2 - Western

School #: 487 Labrador Straits Academy

Reading

School

District

Province

Non - Fiction

Fiction

Non - Fiction

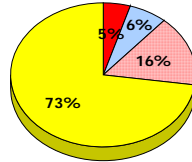
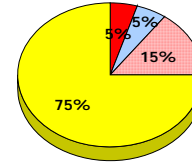
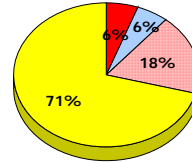
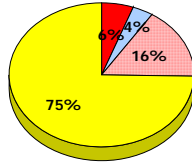
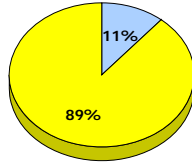
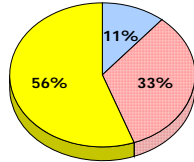
Fiction

Non - Fiction

Fiction

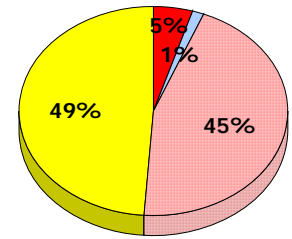
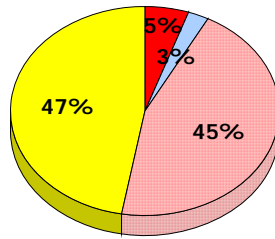
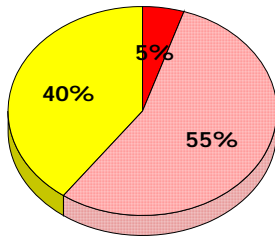
2013

Apr 30,
2013 (9)



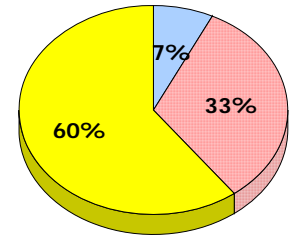
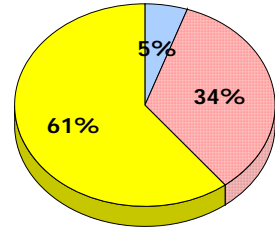
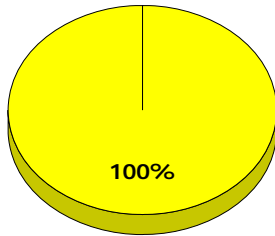
2012

Apr 30,
2012 (19)



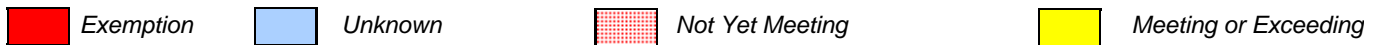
2011

AGR (11)



2010

AGR (0)

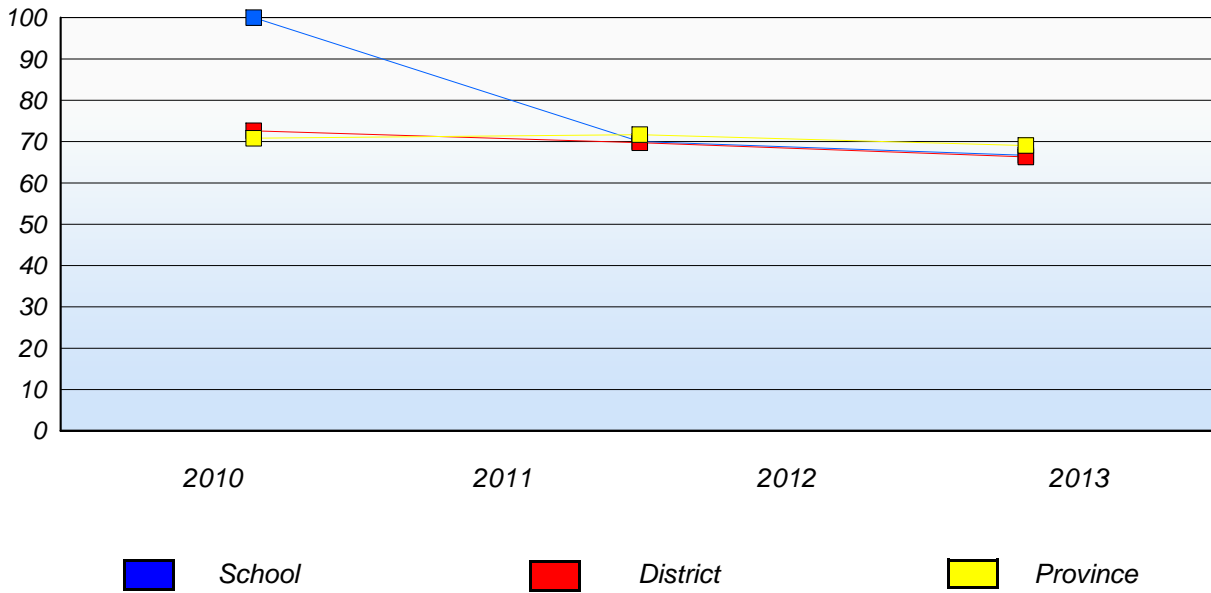


* In some cases, CRT numbers may exceed AGR numbers based on late enrolments. Pie chart is based on the number of students who wrote the CRT.
* Mushuau Innu Natuashish School and Sheshatshiu Innu School are excluded from district and provincial results.

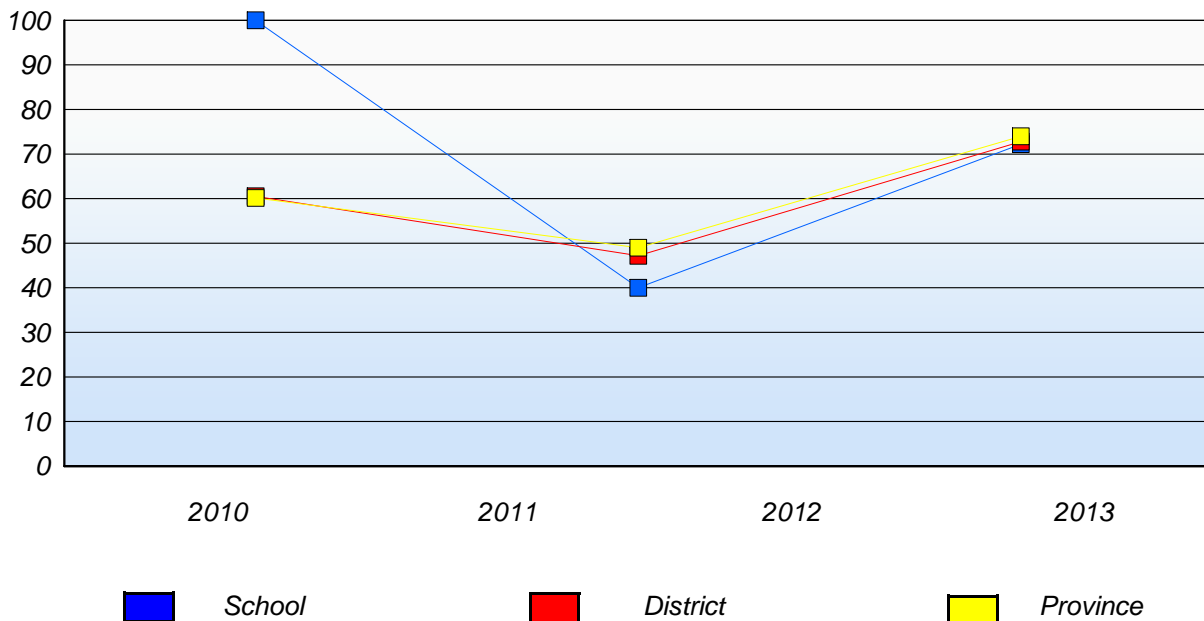
District 2 - Western

School #: 487 Labrador Straits Academy

Demand Writing
Percentage of students at level 3 or above (2010 - 2013)



Reading
Percentage of students at level 3 or above (2010 - 2013)



* In some cases, CRT numbers may exceed AGR numbers based on late enrolments. Pie chart is based on the number of students who wrote the CRT.
* Mushuau Innu Natuashish School and Sheshatshiu Innu School are excluded from district and provincial results.

District 2 - Western

School #: 488 French Shore Academy

Demand Writing

School

District

Province

Creative Writing

Persuasive Writing

Creative Writing

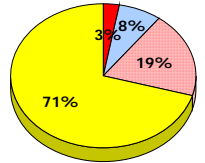
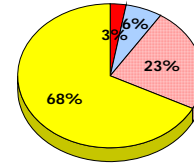
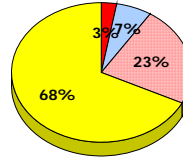
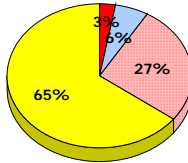
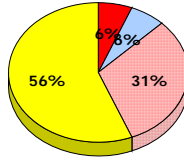
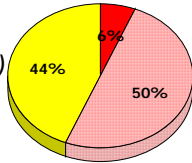
Persuasive Writing

Creative Writing

Persuasive Writing

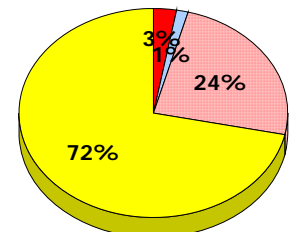
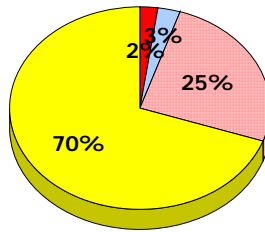
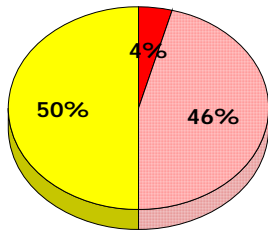
2013

Apr 30, 2013 (16)



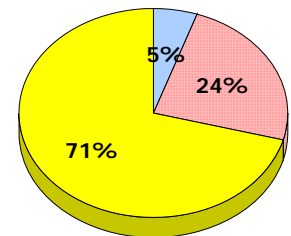
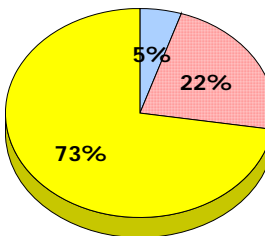
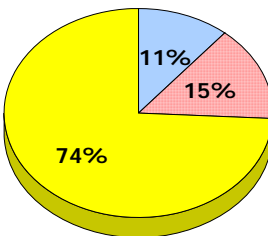
2012

Apr 30, 2012 (24)



2011

AGR (27)



2010

AGR (0)

Exemption

Unknown

Not Yet Meeting

Meeting or Exceeding

* In some cases, CRT numbers may exceed AGR numbers based on late enrolments. Pie chart is based on the number of students who wrote the CRT.
* Mushuau Innu Natuashish School and Sheshatshiu Innu School are excluded from district and provincial results.

District 2 - Western

School #: 488 French Shore Academy

Reading

School

District

Province

Non - Fiction

Fiction

Non - Fiction

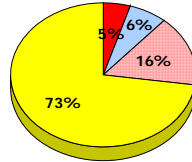
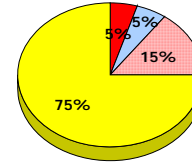
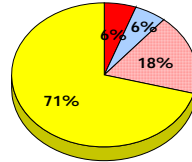
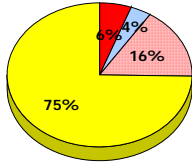
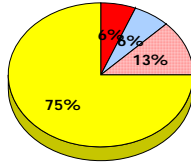
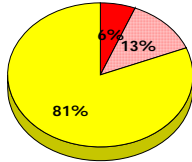
Fiction

Non - Fiction

Fiction

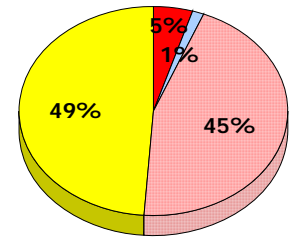
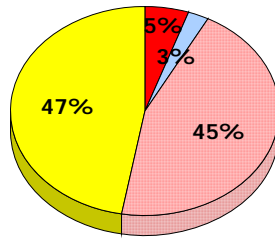
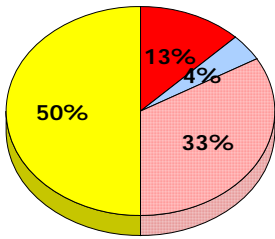
2013

Apr 30,
2013 (16)



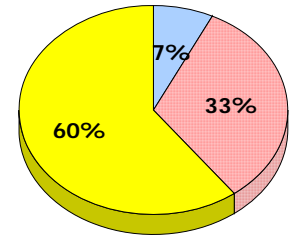
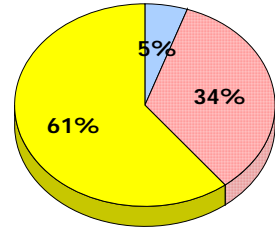
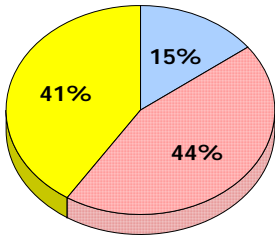
2012

Apr 30,
2012 (24)



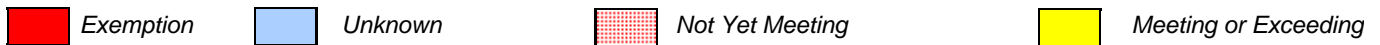
2011

AGR (27)



2010

AGR (0)



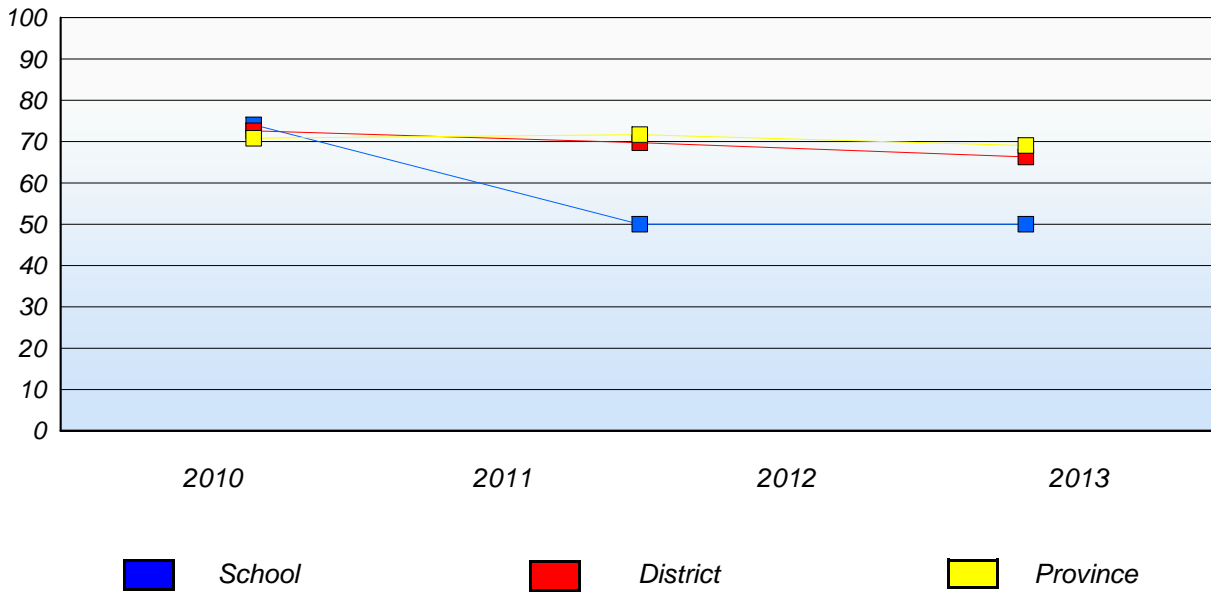
* In some cases, CRT numbers may exceed AGR numbers based on late enrolments. Pie chart is based on the number of students who wrote the CRT.
* Mushuau Innu Natuashish School and Sheshatshiu Innu School are excluded from district and provincial results.

District 2 - Western

School #: 488 French Shore Academy

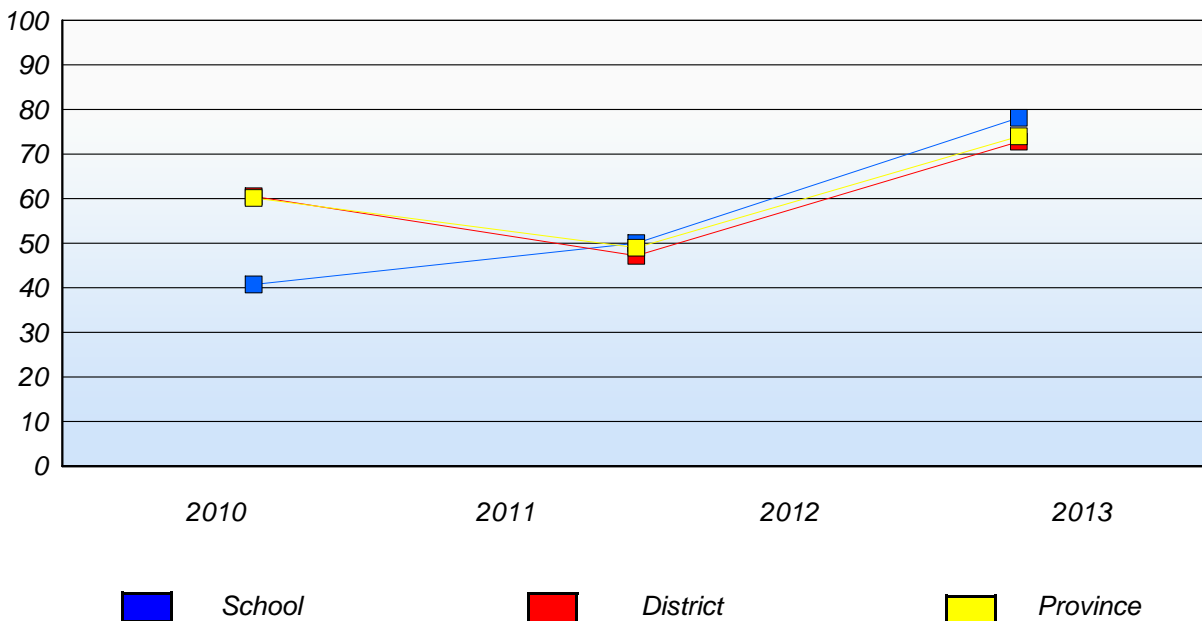
Demand Writing

Percentage of students at level 3 or above (2010 - 2013)



Reading

Percentage of students at level 3 or above (2010 - 2013)



* In some cases, CRT numbers may exceed AGR numbers based on late enrolments. Pie chart is based on the number of students who wrote the CRT.

* Mushuau Innu Natuashish School and Sheshatshiu Innu School are excluded from district and provincial results.