

District 803 - Private

School #: 373 First Baptist Academy

Demand Writing

School

District

Province

Creative Writing

Persuasive Writing

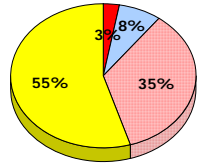
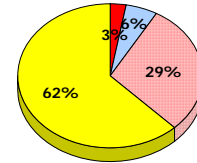
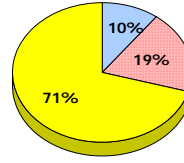
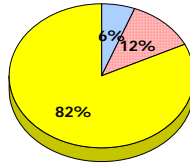
Creative Writing

Persuasive Writing

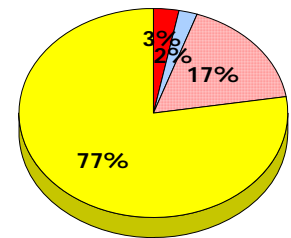
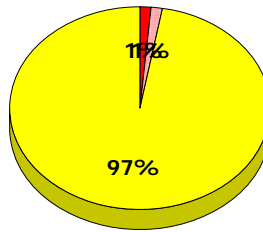
Creative Writing

Persuasive Writing

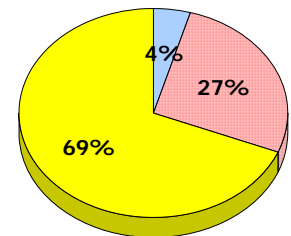
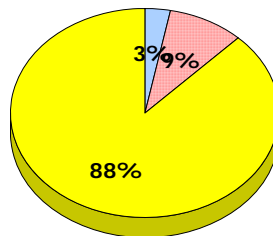
2013
Apr 30, 2013 (1)
School data with 5 or fewer students withheld for reasons of confidentiality.



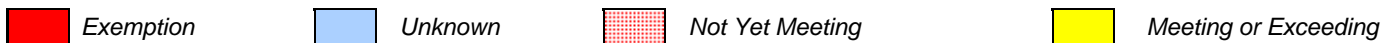
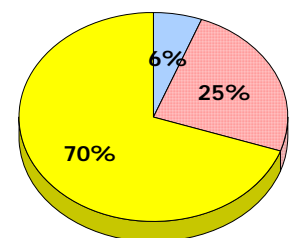
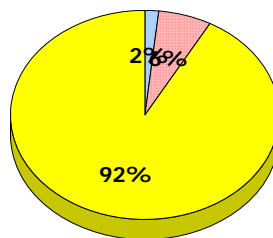
2012
Apr 30, 2012 (3)



2011
AGR (2)



2010
AGR (2)

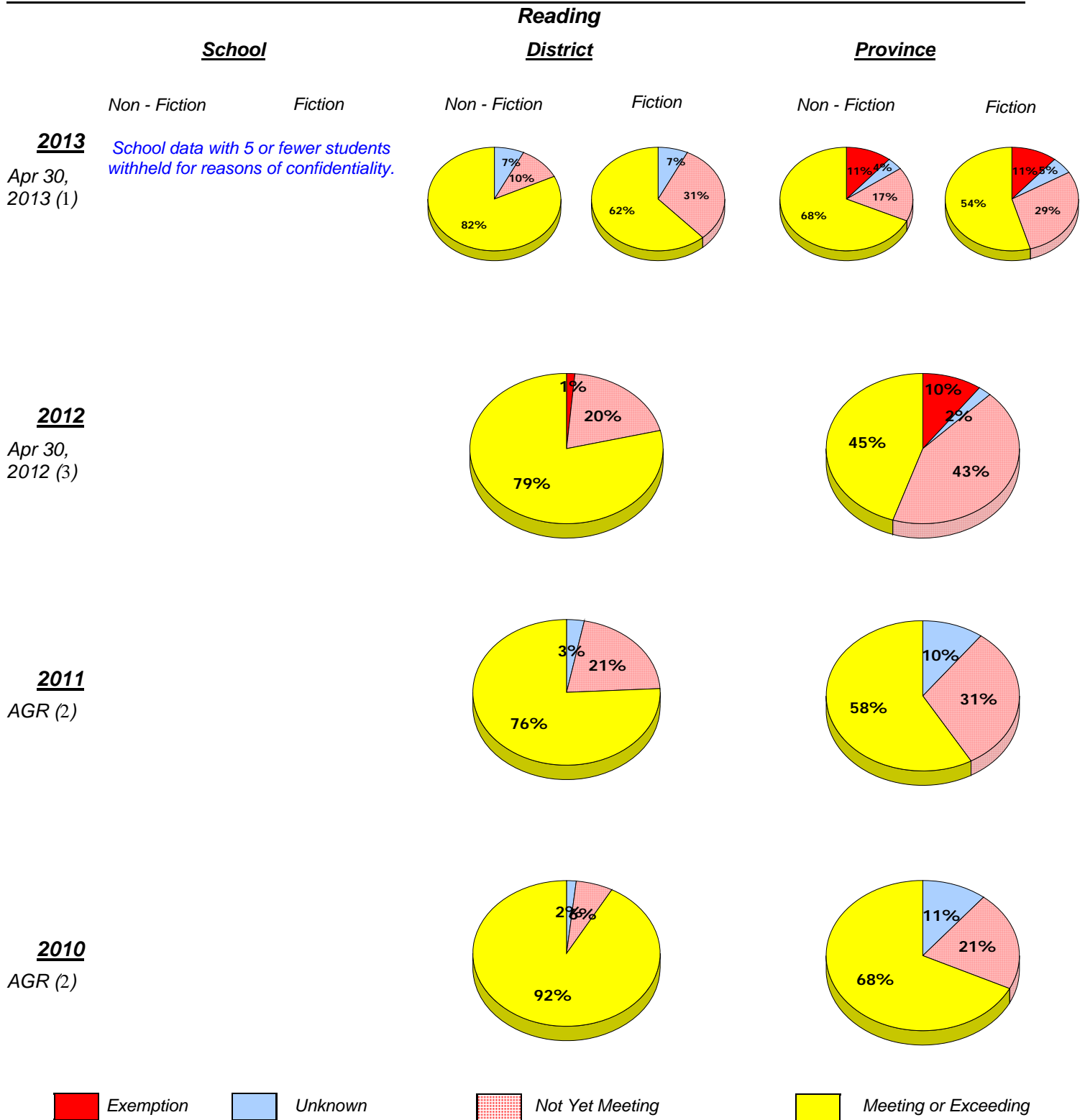


* In some cases, CRT numbers may exceed AGR numbers based on late enrolments. Pie chart is based on the number of students who wrote the CRT.
* Mushuau Innu Natuashish School and Sheshatshiu Innu School are excluded from district and provincial results.

Primary English Language Arts
4 Year Provincial Assessment, June 2013
Student Population Report
(average scores)

District 803 - Private

School #: 373 First Baptist Academy



* In some cases, CRT numbers may exceed AGR numbers based on late enrolments. Pie chart is based on the number of students who wrote the CRT.
* Mushuau Innu Natuashish School and Sheshatshiu Innu School are excluded from district and provincial results.

District 803 - Private

School #: 373 First Baptist Academy

Demand Writing

Percentage of students at level 3 or above (2010 - 2013)

School data with 5 or fewer students withheld for reasons of confidentiality.



Reading

Percentage of students at level 3 or above (2010 - 2013)

School data with 5 or fewer students withheld for reasons of confidentiality.



* In some cases, CRT numbers may exceed AGR numbers based on late enrolments. Pie chart is based on the number of students who wrote the CRT.

* Mushuau Innu Natuashish School and Sheshatshiu Innu School are excluded from district and provincial results.

District 803 - Private

School #: 375 Lakecrest -St. John's Independent School

Demand Writing

School

District

Province

Creative Writing

Persuasive Writing

Creative Writing

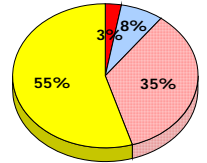
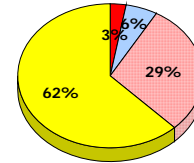
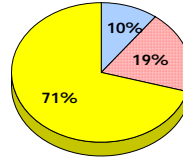
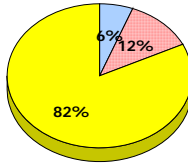
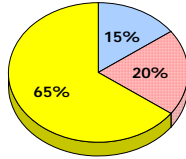
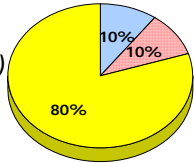
Persuasive Writing

Creative Writing

Persuasive Writing

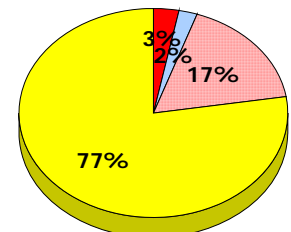
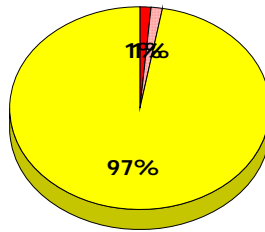
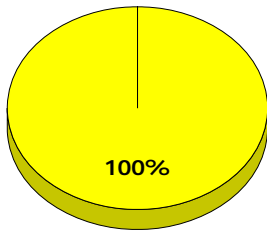
2013

Apr 30, 2013 (20)



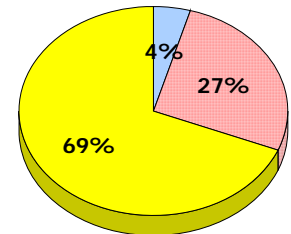
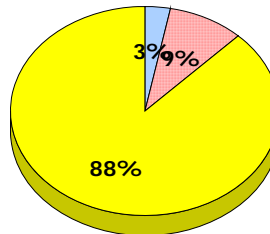
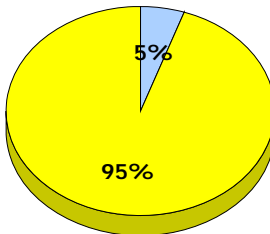
2012

Apr 30, 2012 (20)



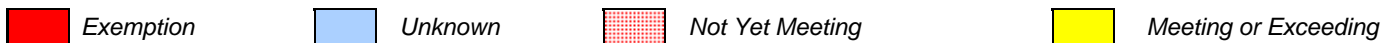
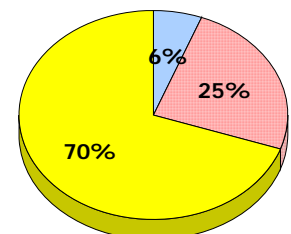
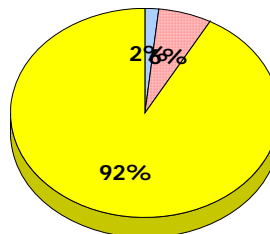
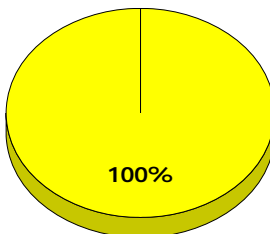
2011

AGR (19)



2010

AGR (18)



* In some cases, CRT numbers may exceed AGR numbers based on late enrolments. Pie chart is based on the number of students who wrote the CRT.
* Mushuau Innu Natuashish School and Sheshatshiu Innu School are excluded from district and provincial results.

Primary English Language Arts
4 Year Provincial Assessment, June 2013
Student Population Report
(average scores)

District 803 - Private

School #: 375 Lakecrest -St. John's Independent School

Reading

School

District

Province

Non - Fiction

Fiction

Non - Fiction

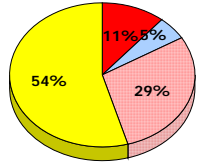
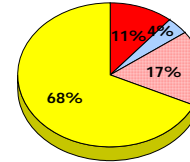
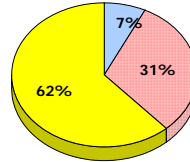
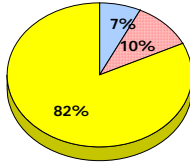
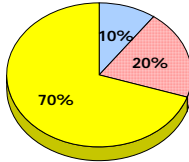
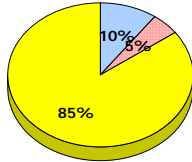
Fiction

Non - Fiction

Fiction

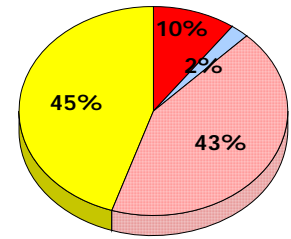
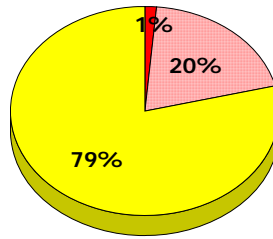
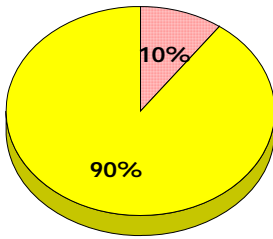
2013

Apr 30,
2013 (20)



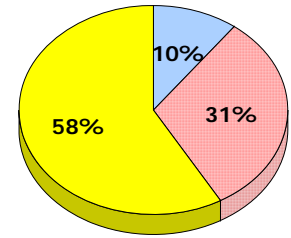
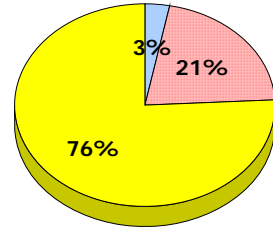
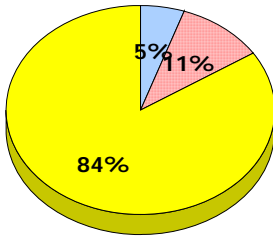
2012

Apr 30,
2012 (20)



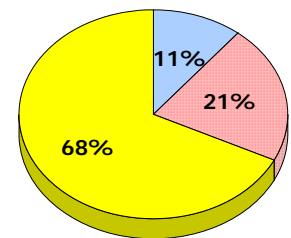
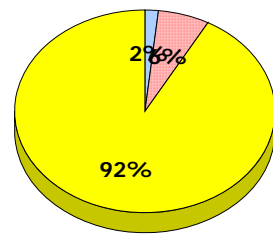
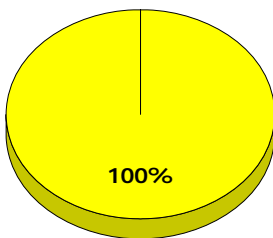
2011

AGR (19)



2010

AGR (18)



■ Exemption
 ■ Unknown
 ■ Not Yet Meeting
 ■ Meeting or Exceeding

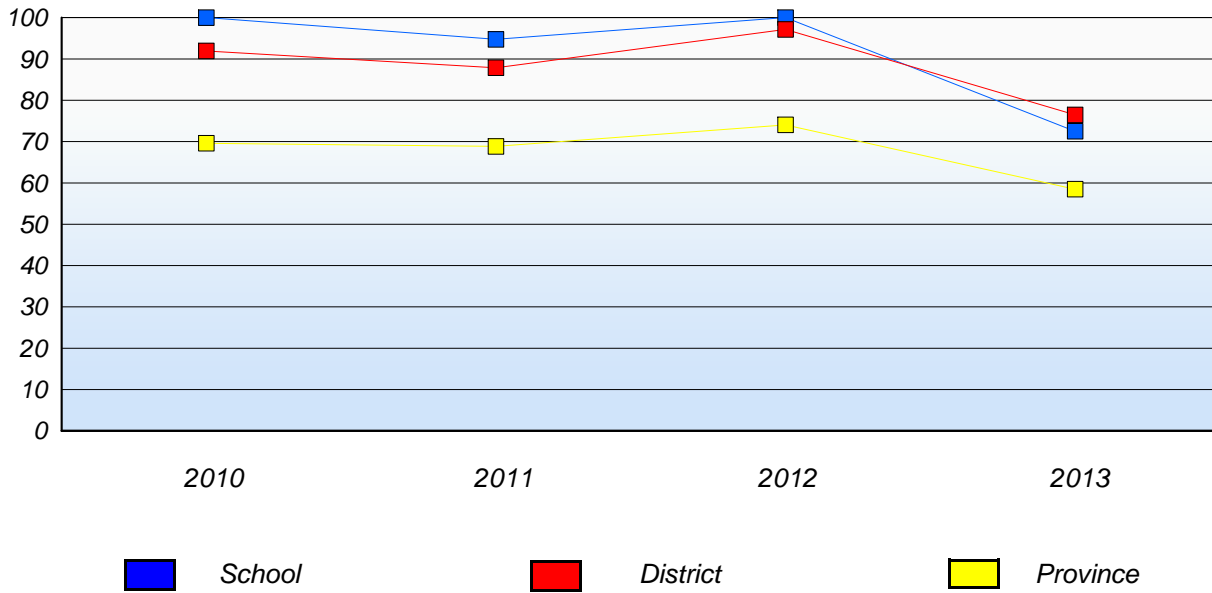
* In some cases, CRT numbers may exceed AGR numbers based on late enrolments. Pie chart is based on the number of students who wrote the CRT.
 * Mushuau Innu Natuashish School and Sheshatshiu Innu School are excluded from district and provincial results.

District 803 - Private

School #: 375 Lakecrest -St. John's Independent School

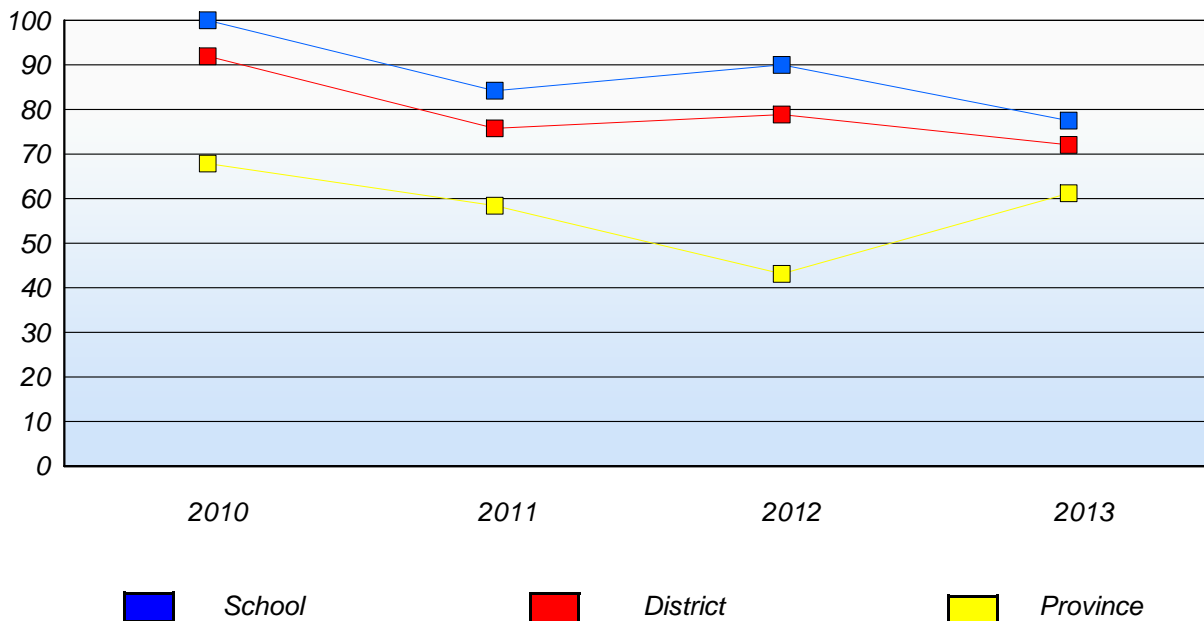
Demand Writing

Percentage of students at level 3 or above (2010 - 2013)



Reading

Percentage of students at level 3 or above (2010 - 2013)



* In some cases, CRT numbers may exceed AGR numbers based on late enrolments. Pie chart is based on the number of students who wrote the CRT.

* Mushuau Innu Natuashish School and Sheshatshiu Innu School are excluded from district and provincial results.

District 803 - Private

School #: 450 St. Bonaventure's College

Demand Writing

School

District

Province

Creative Writing

Persuasive Writing

Creative Writing

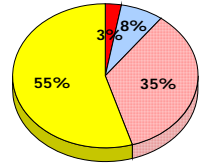
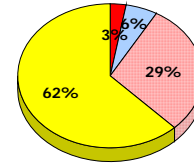
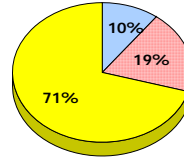
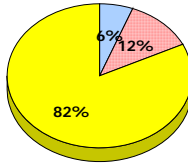
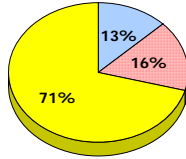
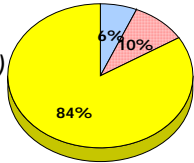
Persuasive Writing

Creative Writing

Persuasive Writing

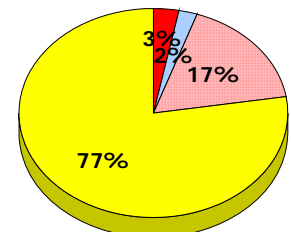
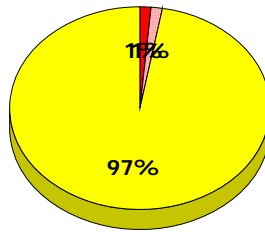
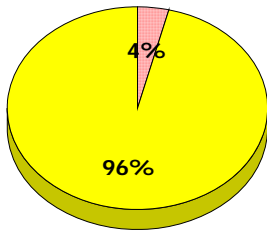
2013

Apr 30, 2013 (31)



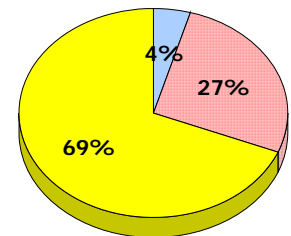
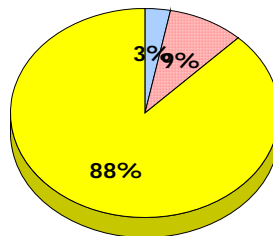
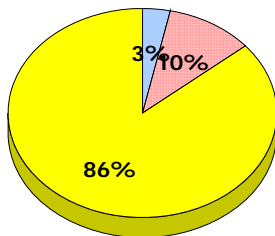
2012

Apr 30, 2012 (26)



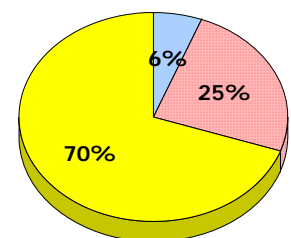
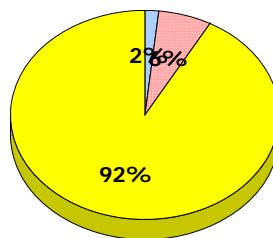
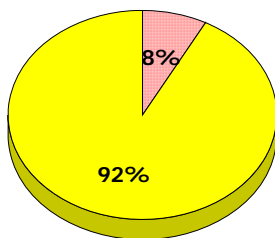
2011

AGR (29)



2010

AGR (26)



■ Exemption
 ■ Unknown
 Not Yet Meeting
 ■ Meeting or Exceeding

* In some cases, CRT numbers may exceed AGR numbers based on late enrolments. Pie chart is based on the number of students who wrote the CRT.
 * Mushuau Innu Natuashish School and Sheshatshiu Innu School are excluded from district and provincial results.

Primary English Language Arts
4 Year Provincial Assessment, June 2013
Student Population Report
(average scores)

District 803 - Private

School #: 450 St. Bonaventure's College

Reading

School

District

Province

Non - Fiction

Fiction

Non - Fiction

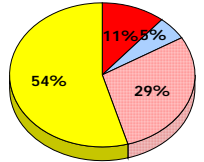
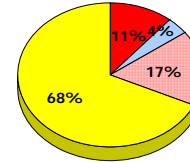
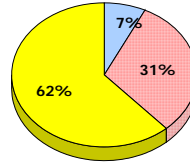
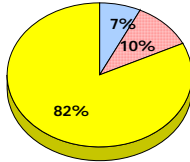
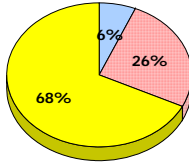
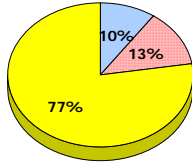
Fiction

Non - Fiction

Fiction

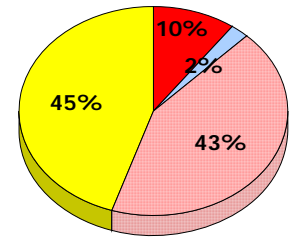
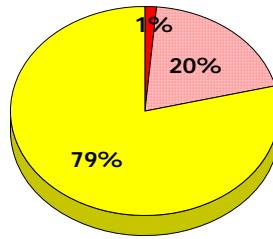
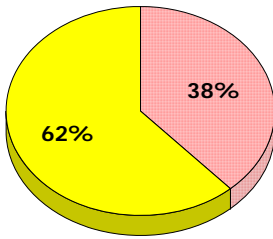
2013

Apr 30,
2013 (31)



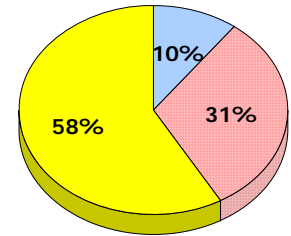
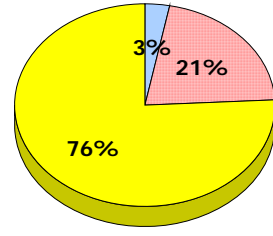
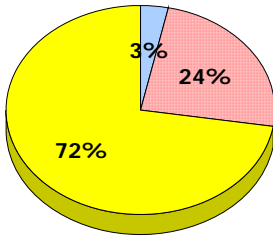
2012

Apr 30,
2012 (26)



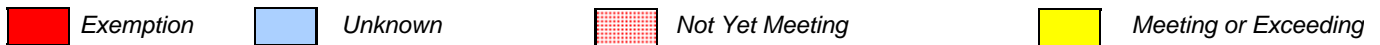
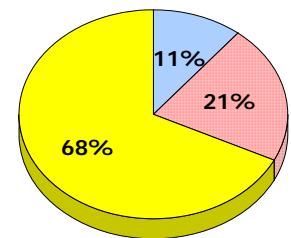
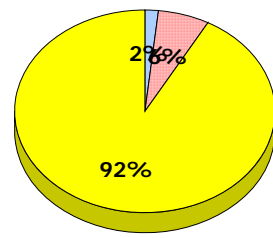
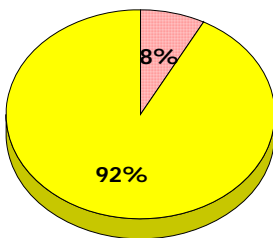
2011

AGR (29)



2010

AGR (26)



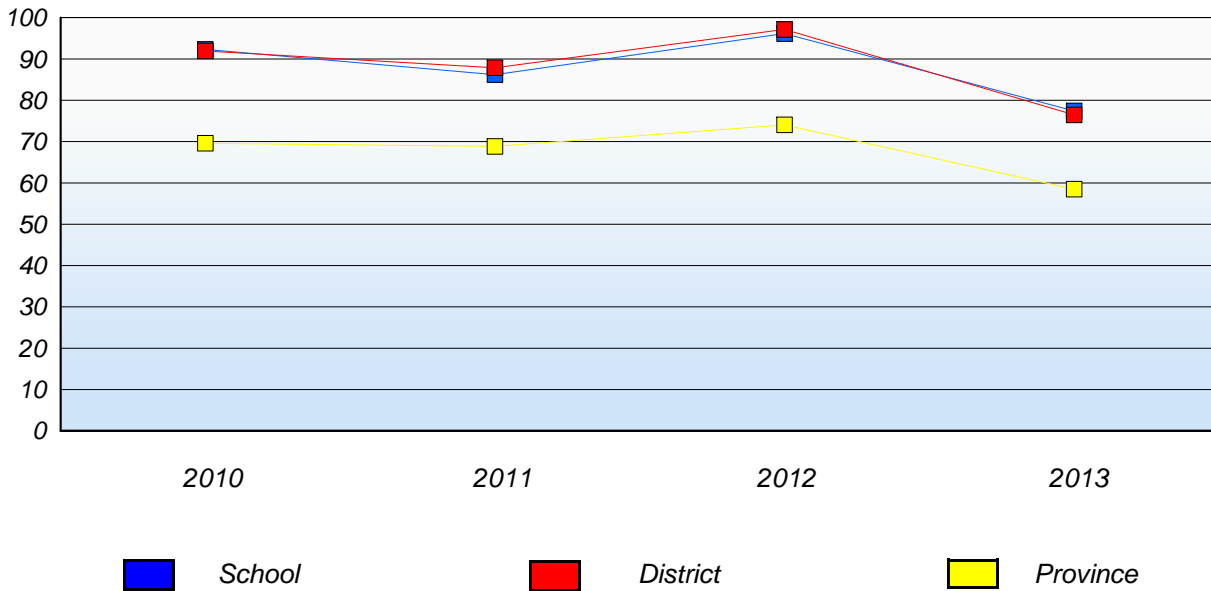
* In some cases, CRT numbers may exceed AGR numbers based on late enrolments. Pie chart is based on the number of students who wrote the CRT.
 * Mushuau Innu Natuashish School and Sheshatshiu Innu School are excluded from district and provincial results.

District 803 - Private

School #: 450 St. Bonaventure's College

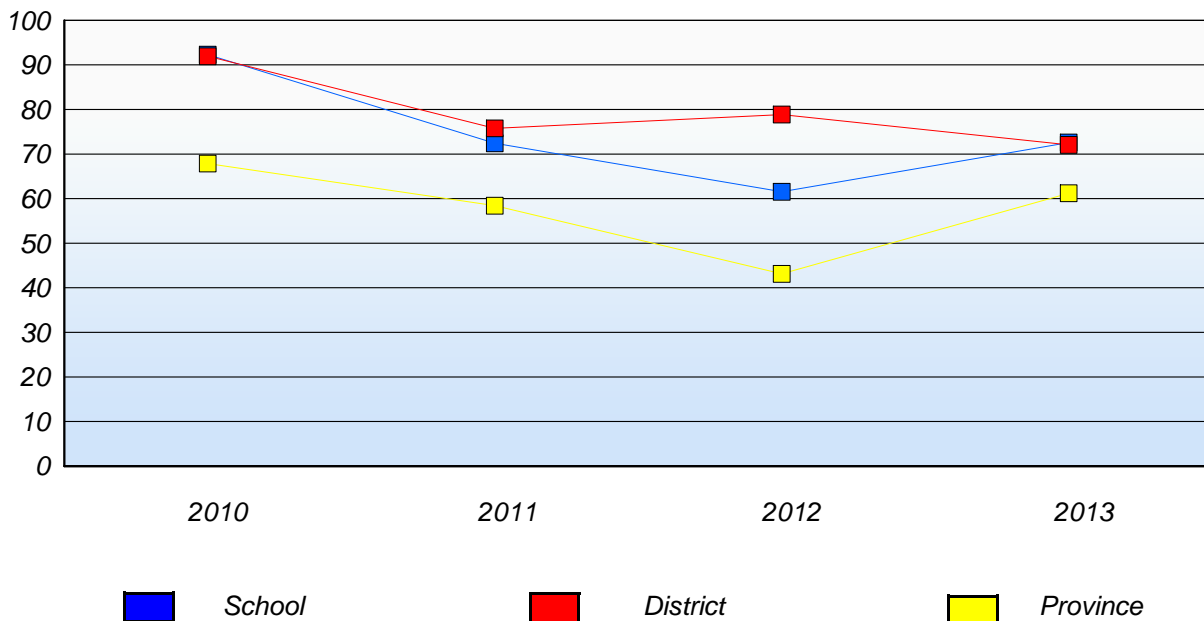
Demand Writing

Percentage of students at level 3 or above (2010 - 2013)



Reading

Percentage of students at level 3 or above (2010 - 2013)



* In some cases, CRT numbers may exceed AGR numbers based on late enrolments. Pie chart is based on the number of students who wrote the CRT.

* Mushuau Innu Natuashish School and Sheshatshiu Innu School are excluded from district and provincial results.

District 803 - Private

School #: 453 Eric G. Lambert All-Grade

Demand Writing

School

District

Province

Creative Writing

Persuasive Writing

Creative Writing

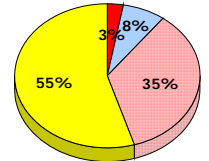
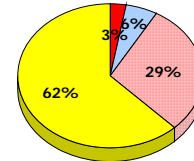
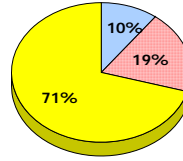
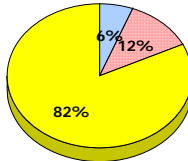
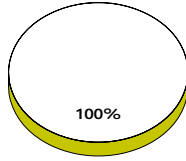
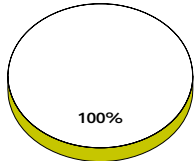
Persuasive Writing

Creative Writing

Persuasive Writing

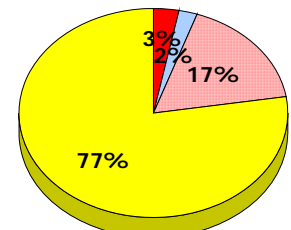
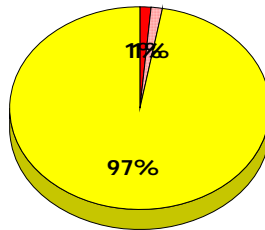
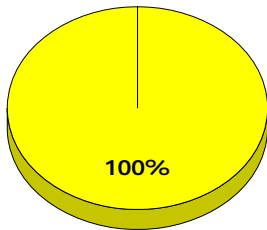
2013

Apr 30, 2013 (7)



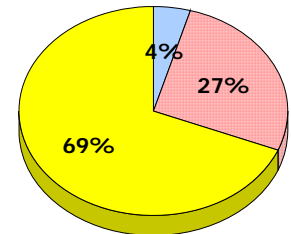
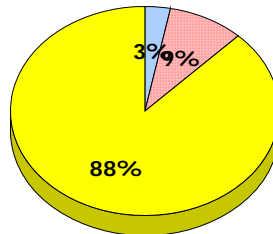
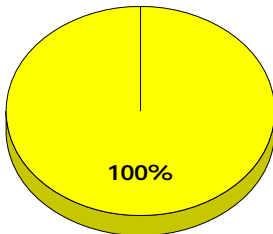
2012

Apr 30, 2012 (10)



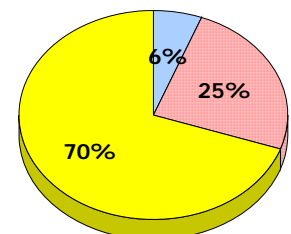
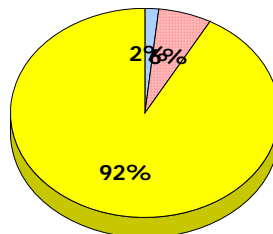
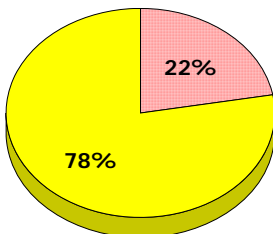
2011

AGR (7)



2010

AGR (9)



■ Exemption
 ■ Unknown
 ■ Not Yet Meeting
 ■ Meeting or Exceeding

* In some cases, CRT numbers may exceed AGR numbers based on late enrolments. Pie chart is based on the number of students who wrote the CRT.
 * Mushuau Innu Natuashish School and Sheshatshiu Innu School are excluded from district and provincial results.

Primary English Language Arts
4 Year Provincial Assessment, June 2013
Student Population Report
(average scores)

District 803 - Private

School #: 453 Eric G. Lambert All-Grade

Reading

School

District

Province

Non - Fiction

Fiction

Non - Fiction

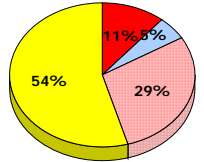
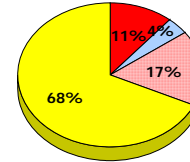
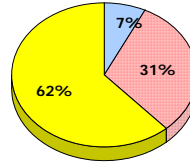
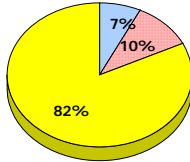
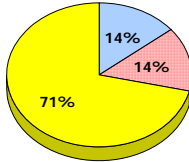
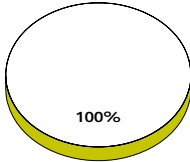
Fiction

Non - Fiction

Fiction

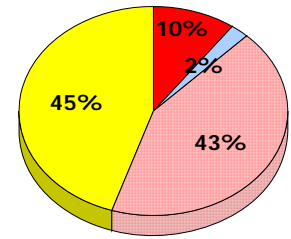
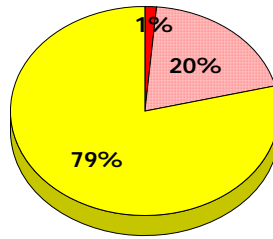
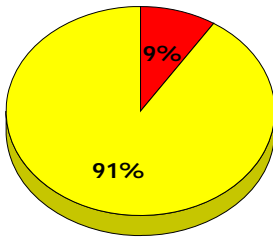
2013

Apr 30,
2013 (7)



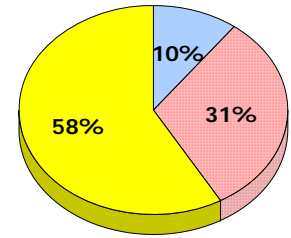
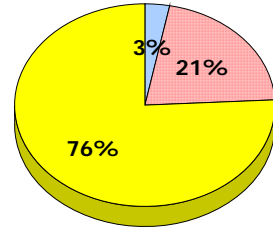
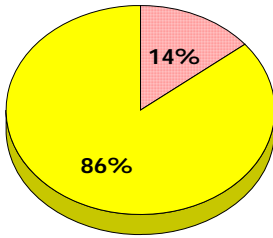
2012

Apr 30,
2012 (10)



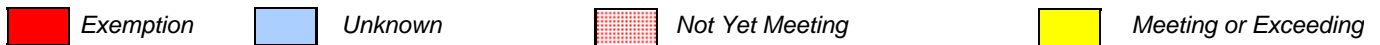
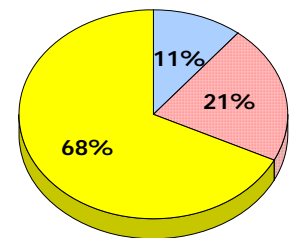
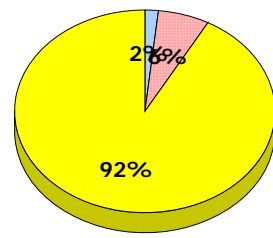
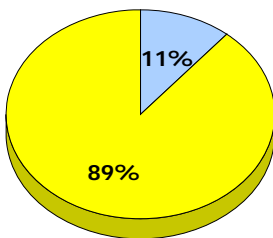
2011

AGR (7)



2010

AGR (9)



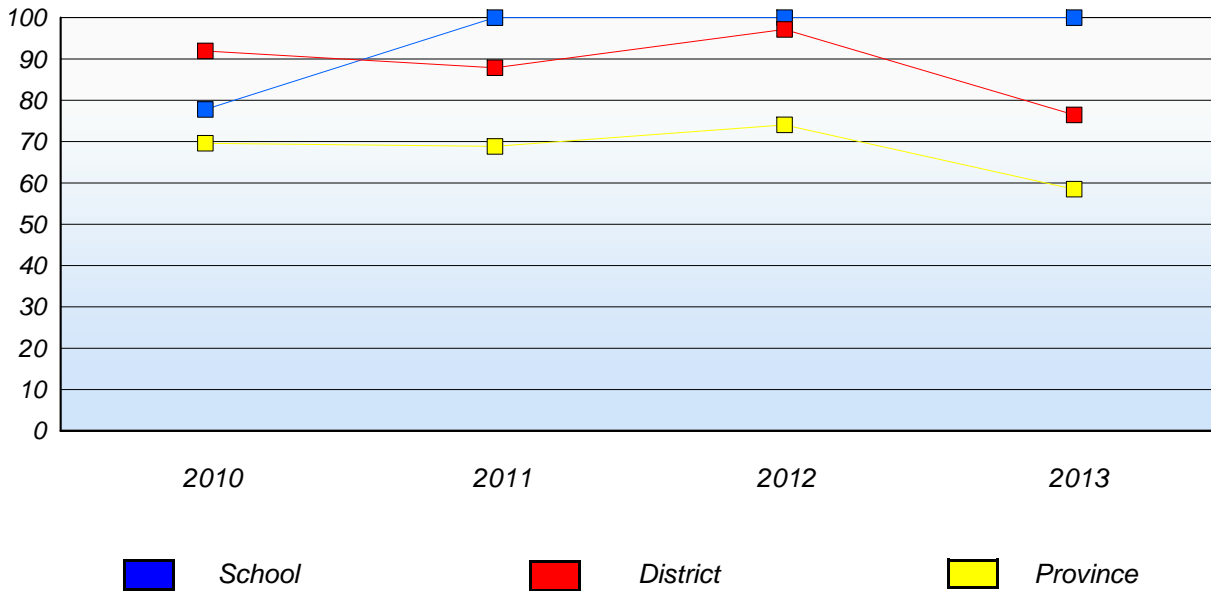
* In some cases, CRT numbers may exceed AGR numbers based on late enrolments. Pie chart is based on the number of students who wrote the CRT.
 * Mushuau Innu Natuashish School and Sheshatshiu Innu School are excluded from district and provincial results.

District 803 - Private

School #: 453 Eric G. Lambert All-Grade

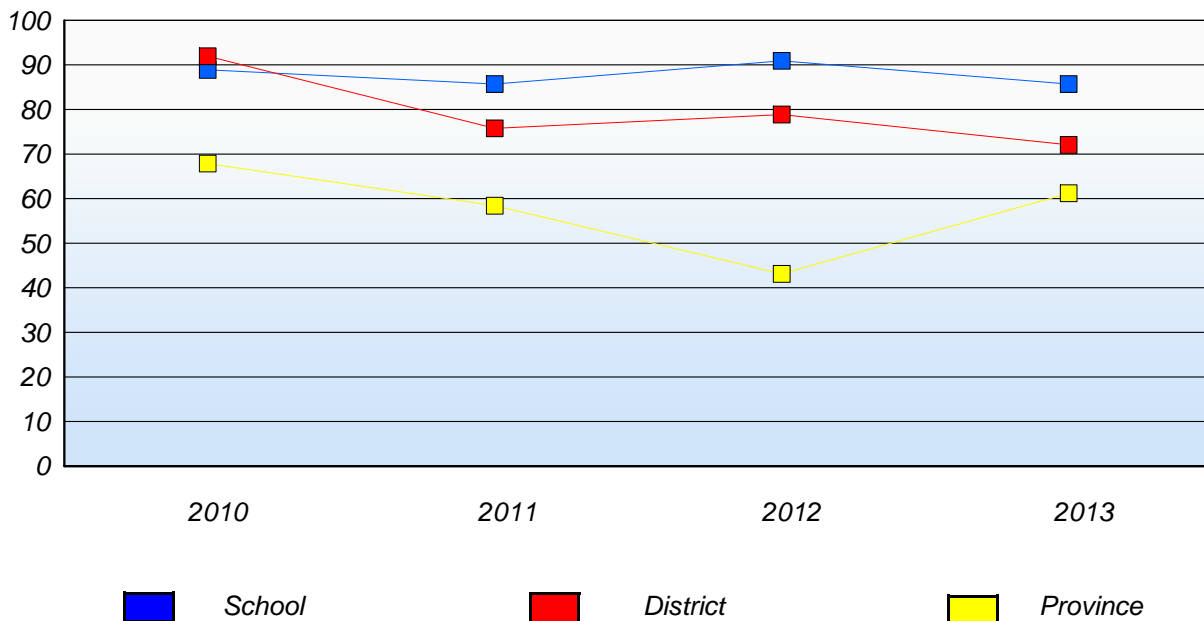
Demand Writing

Percentage of students at level 3 or above (2010 - 2013)



Reading

Percentage of students at level 3 or above (2010 - 2013)



* In some cases, CRT numbers may exceed AGR numbers based on late enrolments. Pie chart is based on the number of students who wrote the CRT.

* Mushuau Innu Natuashish School and Sheshatshiu Innu School are excluded from district and provincial results.

District 803 - Private

School #: 469 Immaculate Heart of Mary School

Demand Writing

School

District

Province

Creative Writing

Persuasive Writing

Creative Writing

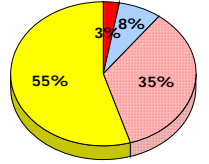
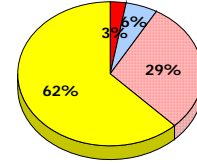
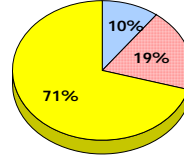
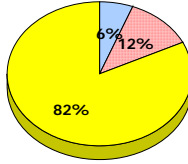
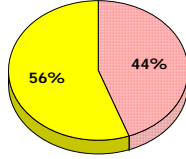
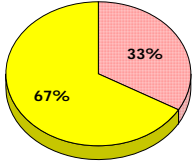
Persuasive Writing

Creative Writing

Persuasive Writing

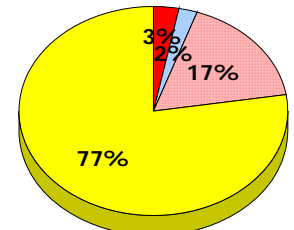
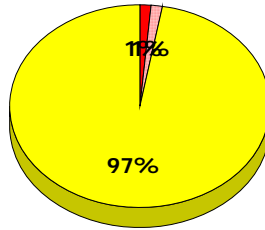
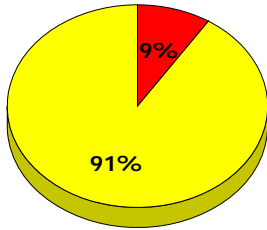
2013

Apr 30, 2013 (9)



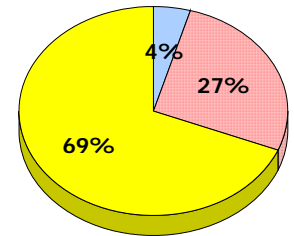
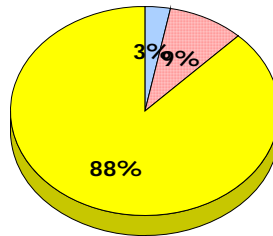
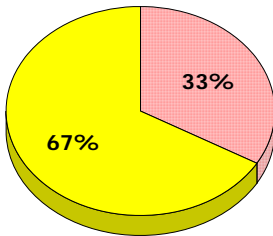
2012

Apr 30, 2012 (11)



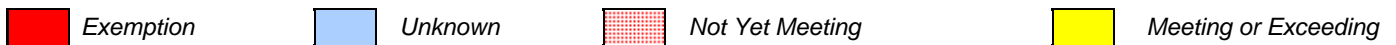
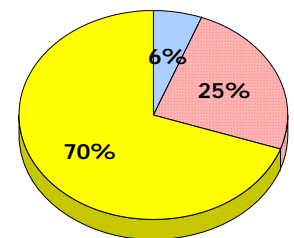
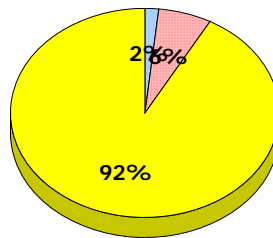
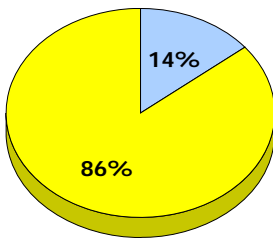
2011

AGR (9)



2010

AGR (7)



* In some cases, CRT numbers may exceed AGR numbers based on late enrolments. Pie chart is based on the number of students who wrote the CRT.
 * Mushuau Innu Natuashish School and Sheshatshiu Innu School are excluded from district and provincial results.

Primary English Language Arts
4 Year Provincial Assessment, June 2013
Student Population Report
(average scores)

District 803 - Private

School #: 469 Immaculate Heart of Mary School

Reading

School

District

Province

Non - Fiction

Fiction

Non - Fiction

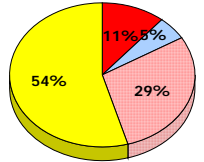
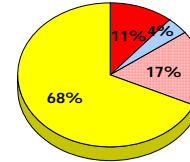
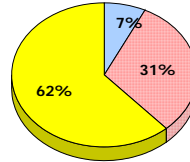
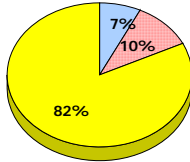
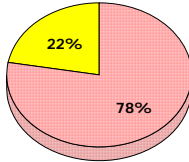
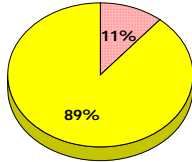
Fiction

Non - Fiction

Fiction

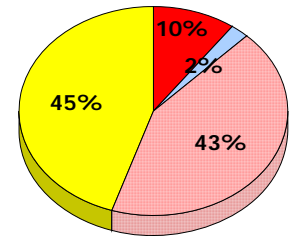
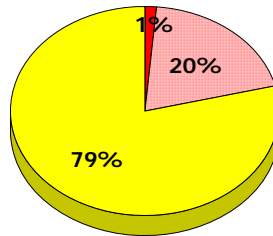
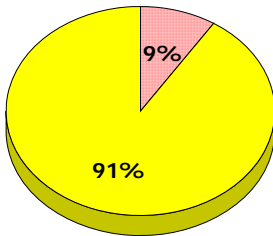
2013

Apr 30,
2013 (9)



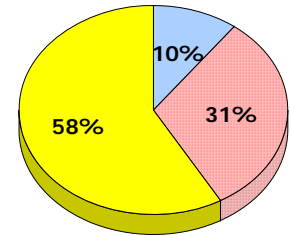
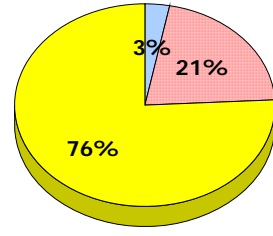
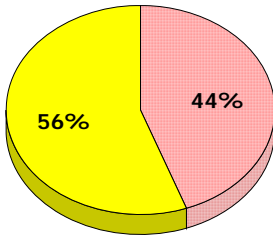
2012

Apr 30,
2012 (11)



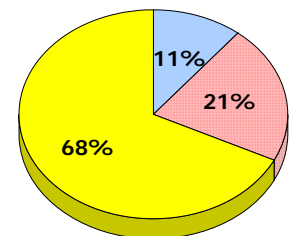
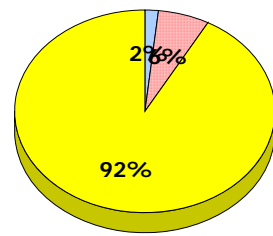
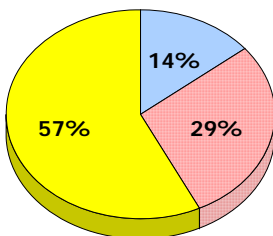
2011

AGR (9)



2010

AGR (7)



■ Exemption
 ■ Unknown
 ■ Not Yet Meeting
 ■ Meeting or Exceeding

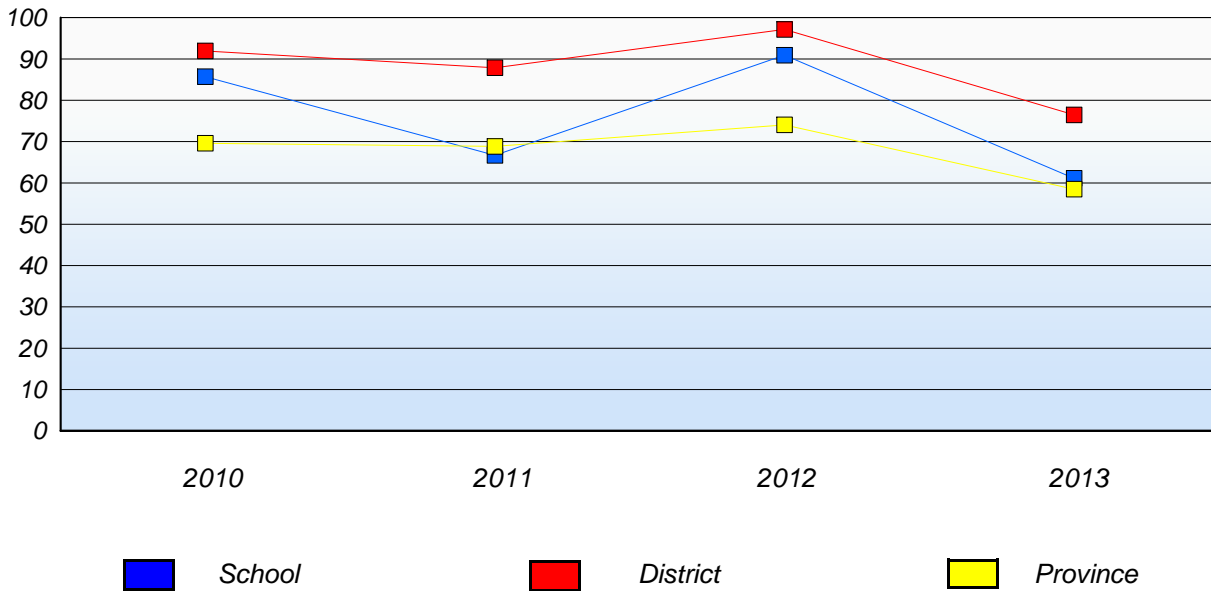
* In some cases, CRT numbers may exceed AGR numbers based on late enrolments. Pie chart is based on the number of students who wrote the CRT.
 * Mushuau Innu Natuashish School and Sheshatshiu Innu School are excluded from district and provincial results.

District 803 - Private

School #: 469 Immaculate Heart of Mary School

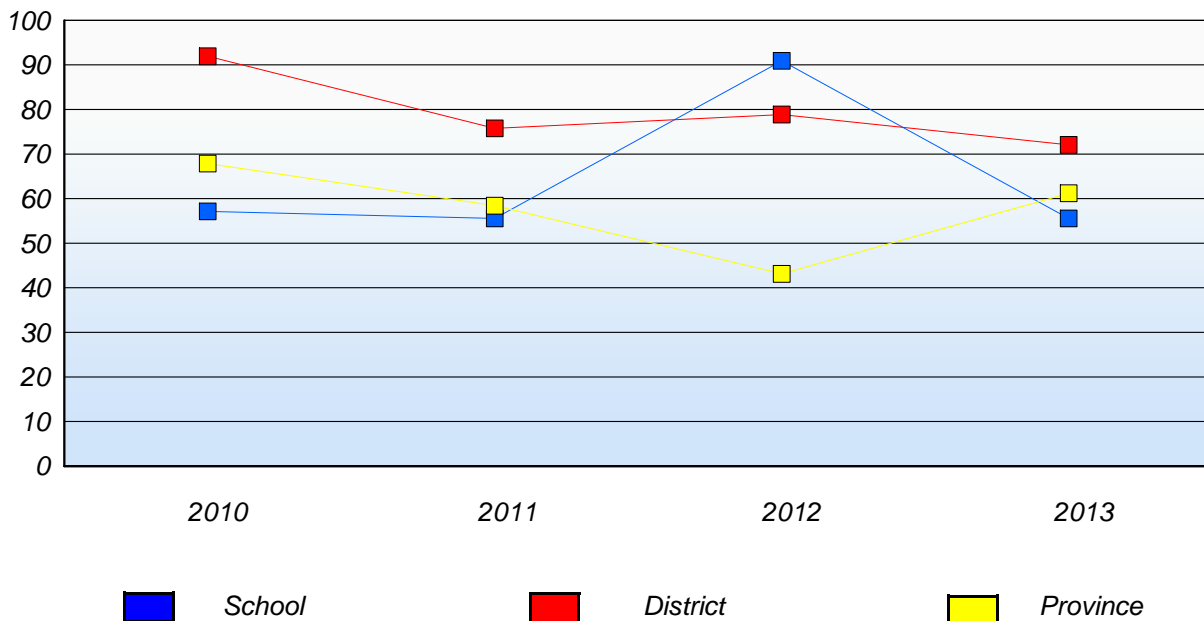
Demand Writing

Percentage of students at level 3 or above (2010 - 2013)



Reading

Percentage of students at level 3 or above (2010 - 2013)



* In some cases, CRT numbers may exceed AGR numbers based on late enrolments. Pie chart is based on the number of students who wrote the CRT.

* Mushuau Innu Natuashish School and Sheshatshiu Innu School are excluded from district and provincial results.

District 804 - Native Federal

School #: 018 Sheshatshiu Innu School

Demand Writing

School

District

Province

Creative Writing

Persuasive Writing

Creative Writing

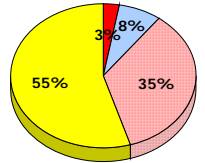
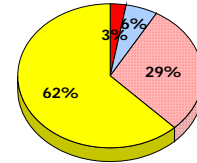
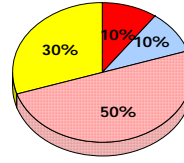
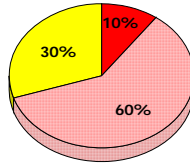
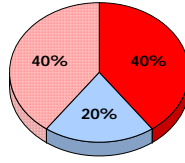
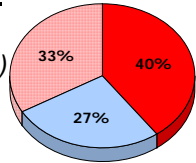
Persuasive Writing

Creative Writing

Persuasive Writing

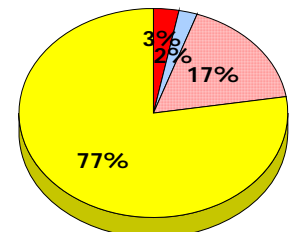
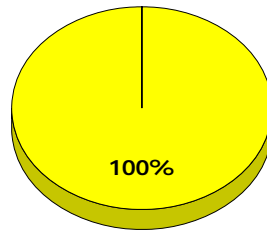
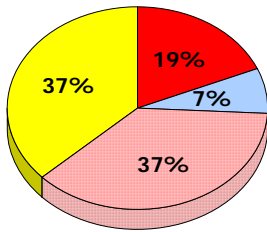
2013

Apr 30, 2013 (15)



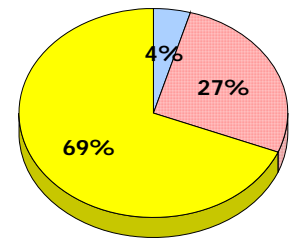
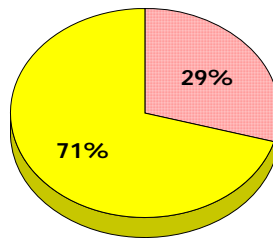
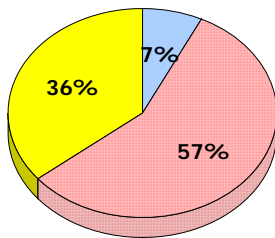
2012

Apr 30, 2012 (27)



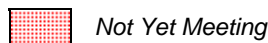
2011

AGR (14)



2010

AGR (0)



* In some cases, CRT numbers may exceed AGR numbers based on late enrolments. Pie chart is based on the number of students who wrote the CRT.

* Mushuau Innu Natuashish School and Sheshatshiu Innu School are excluded from district and provincial results.

District 804 - Native Federal

School #: 018 Sheshatshiu Innu School

Reading

School

District

Province

Non - Fiction

Fiction

Non - Fiction

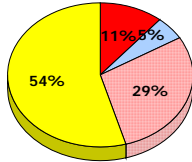
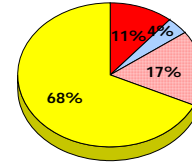
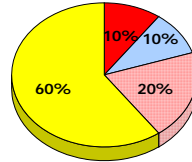
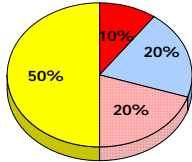
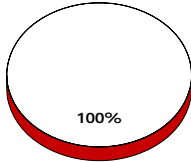
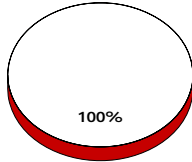
Fiction

Non - Fiction

Fiction

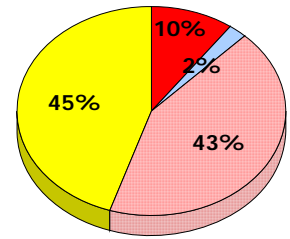
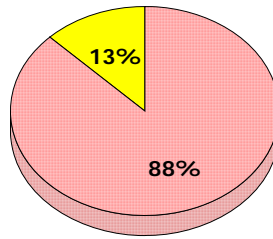
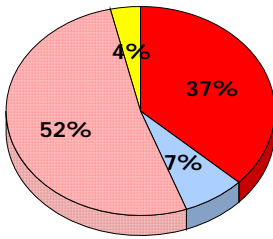
2013

Apr 30,
2013 (15)



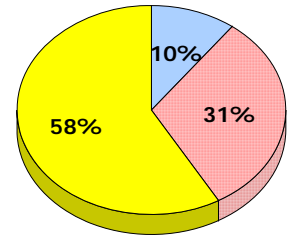
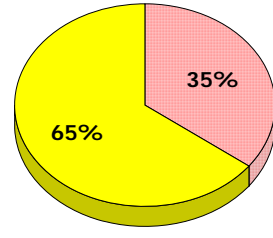
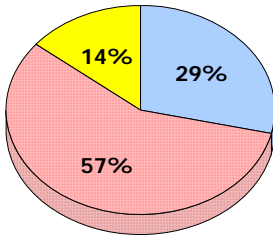
2012

Apr 30,
2012 (27)



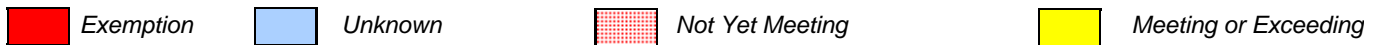
2011

AGR (14)



2010

AGR (0)



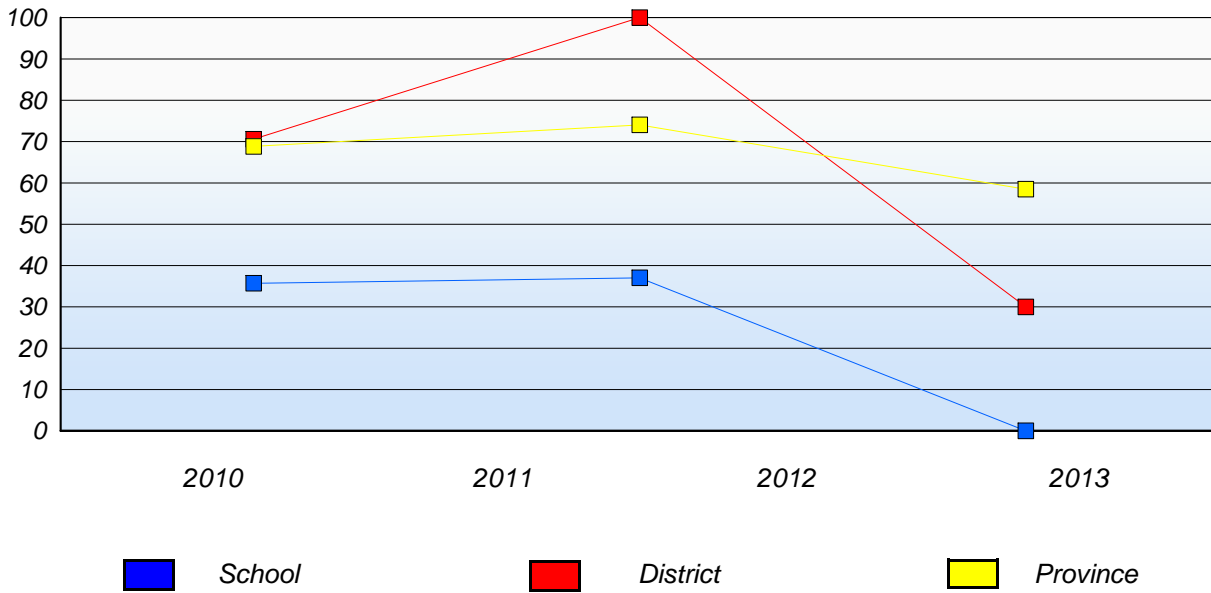
* In some cases, CRT numbers may exceed AGR numbers based on late enrolments. Pie chart is based on the number of students who wrote the CRT.
* Mushuau Innu Natuashish School and Sheshatshiu Innu School are excluded from district and provincial results.

District 804 - Native Federal

School #: 018 Sheshatshiu Innu School

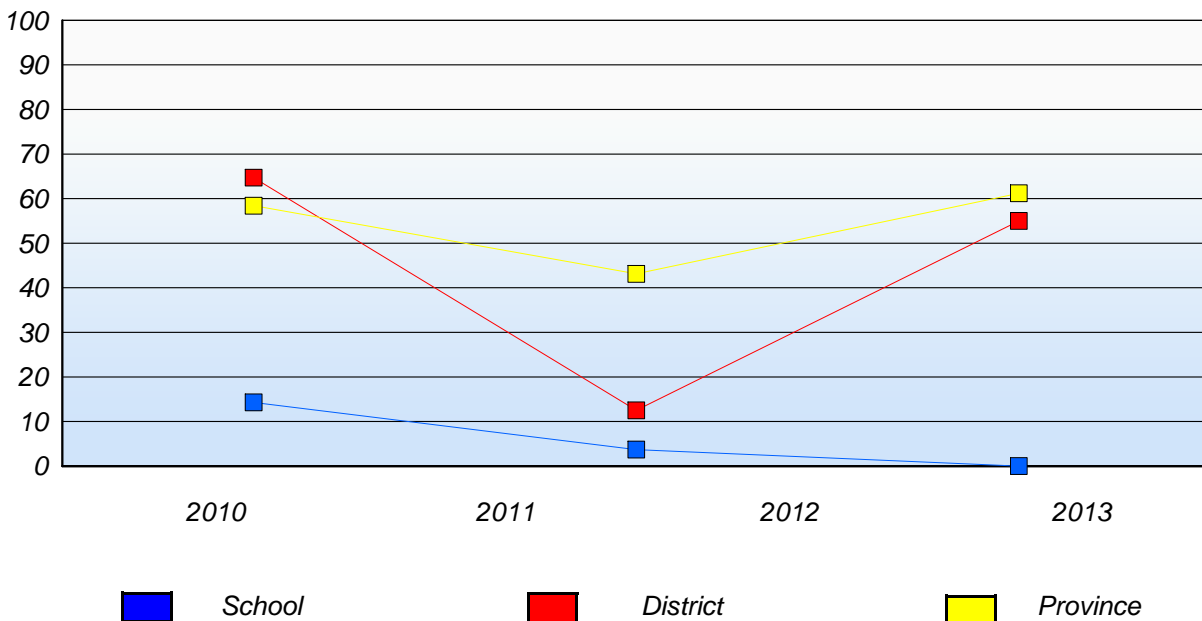
Demand Writing

Percentage of students at level 3 or above (2010 - 2013)



Reading

Percentage of students at level 3 or above (2010 - 2013)



* In some cases, CRT numbers may exceed AGR numbers based on late enrolments. Pie chart is based on the number of students who wrote the CRT.

* Mushuau Innu Natuashish School and Sheshatshiu Innu School are excluded from district and provincial results.

District 804 - Native Federal

School #: 019 Mushuau Innu Natuashish School

Demand Writing

School

District

Province

Creative Writing

Persuasive Writing

Creative Writing

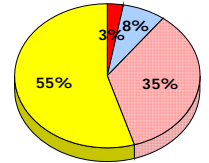
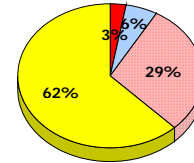
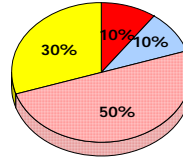
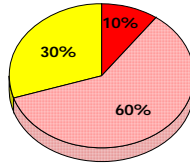
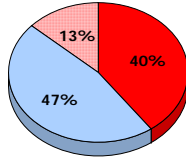
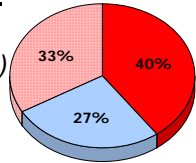
Persuasive Writing

Creative Writing

Persuasive Writing

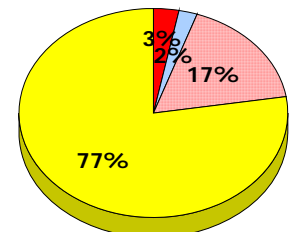
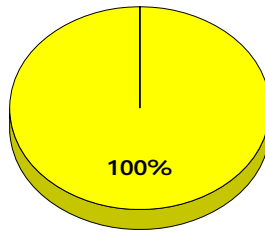
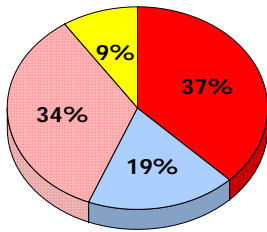
2013

Apr 30, 2013 (15)



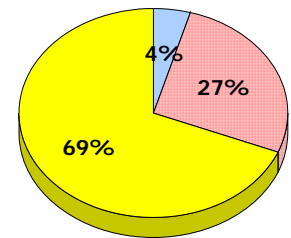
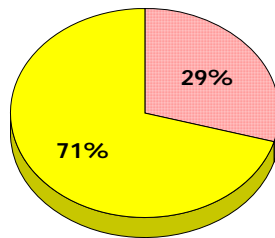
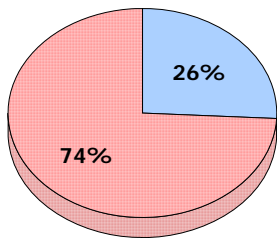
2012

Apr 30, 2012 (32)



2011

AGR (31)



2010

AGR (0)

Exemption

Unknown

Not Yet Meeting

Meeting or Exceeding

* In some cases, CRT numbers may exceed AGR numbers based on late enrolments. Pie chart is based on the number of students who wrote the CRT.

* Mushuau Innu Natuashish School and Sheshatshiu Innu School are excluded from district and provincial results.

Primary English Language Arts
4 Year Provincial Assessment, June 2013
Student Population Report
(average scores)

District 804 - Native Federal

School #: 019 Mushuau Innu Natuashish School

Reading

School

District

Province

Non - Fiction

Fiction

Non - Fiction

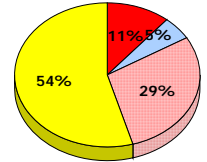
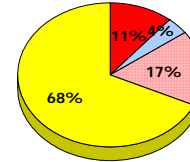
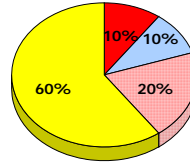
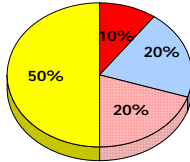
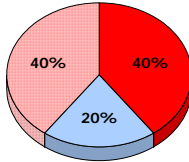
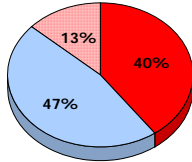
Fiction

Non - Fiction

Fiction

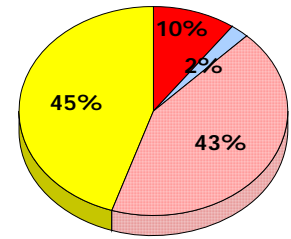
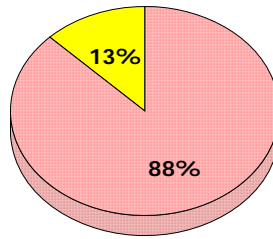
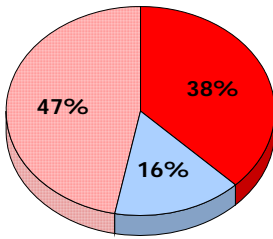
2013

Apr 30,
2013 (15)



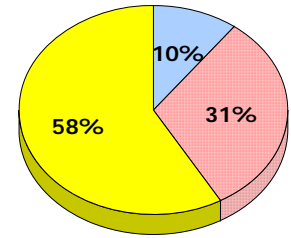
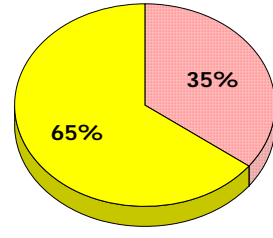
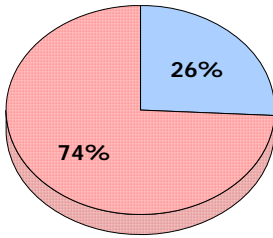
2012

Apr 30,
2012 (32)



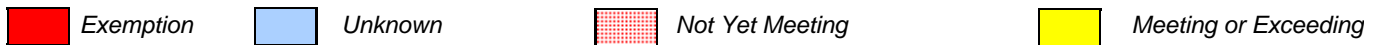
2011

AGR (31)



2010

AGR (0)

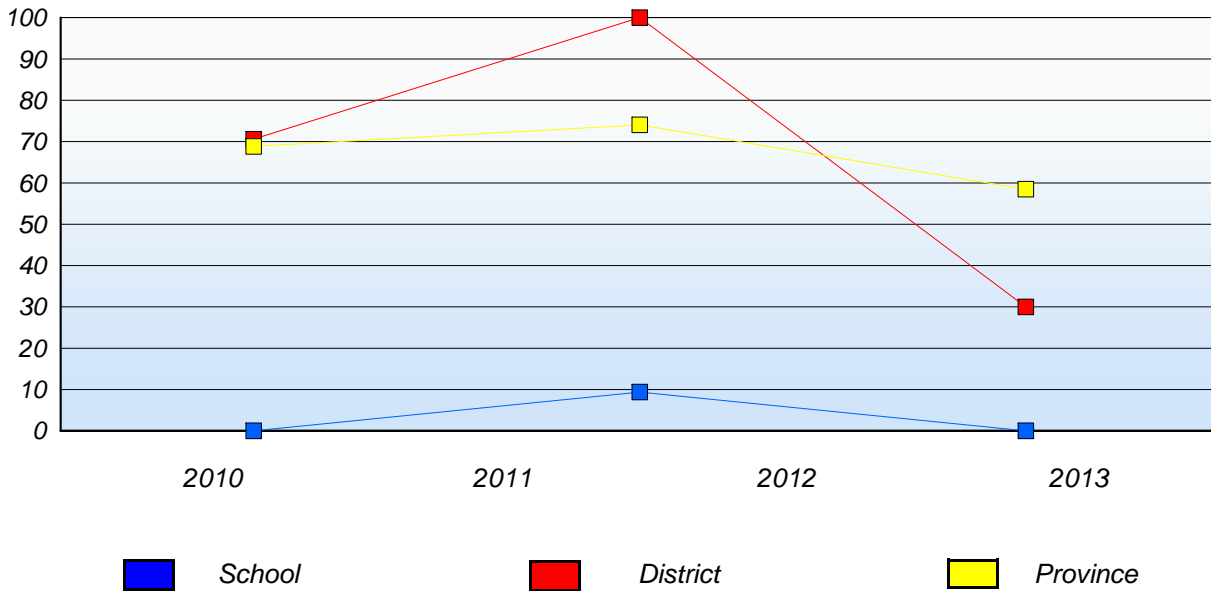


* In some cases, CRT numbers may exceed AGR numbers based on late enrolments. Pie chart is based on the number of students who wrote the CRT.
 * Mushuau Innu Natuashish School and Sheshatshiu Innu School are excluded from district and provincial results.

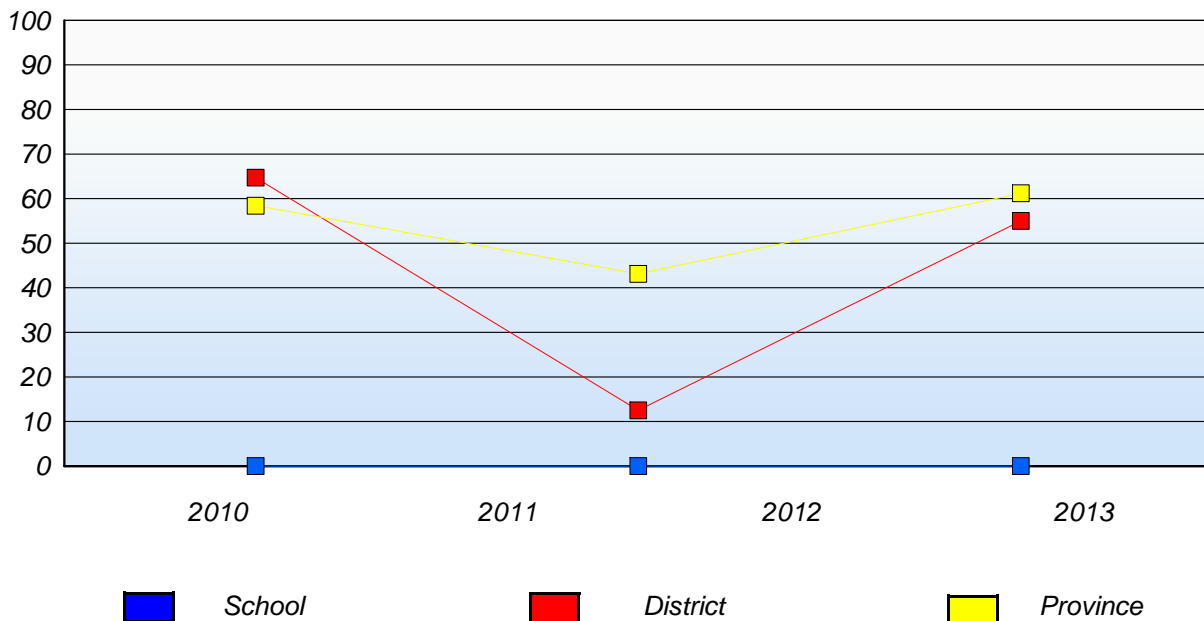
District 804 - Native Federal

School #: 019 Mushuau Innu Natuashish School

Demand Writing
Percentage of students at level 3 or above (2010 - 2013)



Reading
Percentage of students at level 3 or above (2010 - 2013)



* In some cases, CRT numbers may exceed AGR numbers based on late enrolments. Pie chart is based on the number of students who wrote the CRT.

* Mushuau Innu Natuashish School and Sheshatshiu Innu School are excluded from district and provincial results.

District 804 - Native Federal

School #: 376 Set Anneway Kegnamogwom

Demand Writing

School

District

Province

Creative Writing

Persuasive Writing

Creative Writing

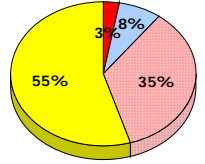
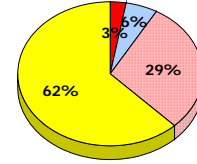
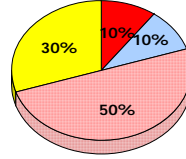
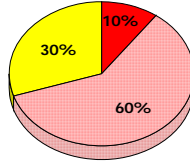
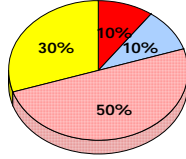
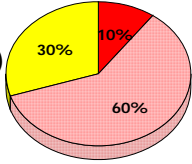
Persuasive Writing

Creative Writing

Persuasive Writing

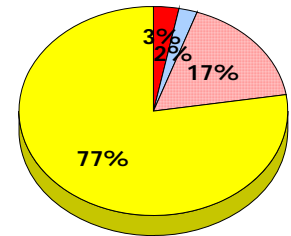
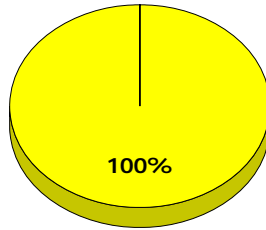
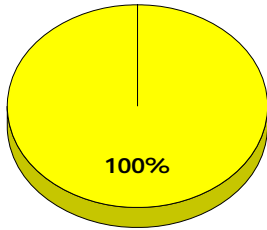
2013

Apr 30, 2013 (10)



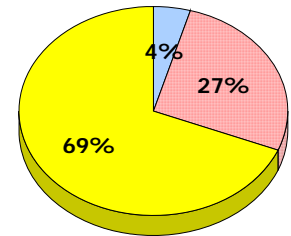
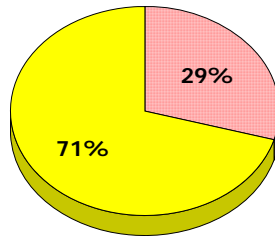
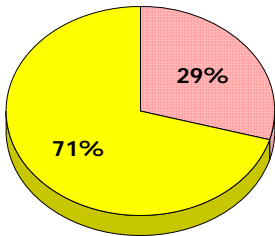
2012

Apr 30, 2012 (8)



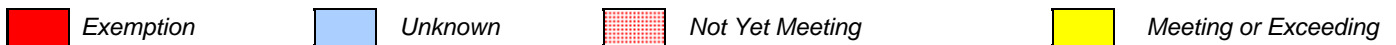
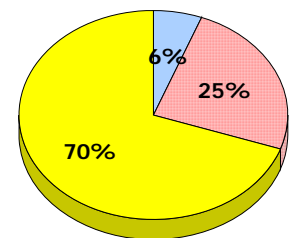
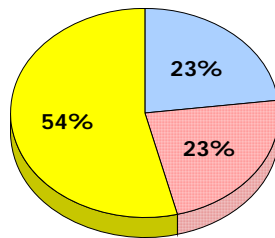
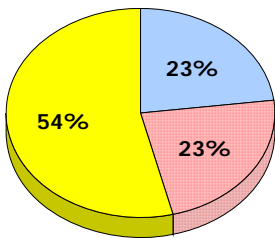
2011

AGR (17)



2010

AGR (13)



* In some cases, CRT numbers may exceed AGR numbers based on late enrolments. Pie chart is based on the number of students who wrote the CRT.
* Mushuau Innu Natuashish School and Sheshatshiu Innu School are excluded from district and provincial results.

Primary English Language Arts
4 Year Provincial Assessment, June 2013
Student Population Report
(average scores)

District 804 - Native Federal

School #: 376 Set Anneway Kegnamogwom

Reading

School

District

Province

Non - Fiction

Fiction

Non - Fiction

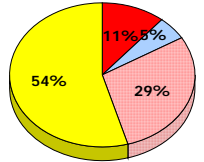
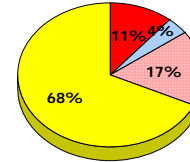
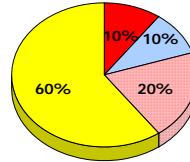
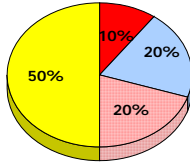
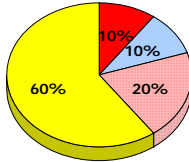
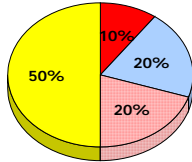
Fiction

Non - Fiction

Fiction

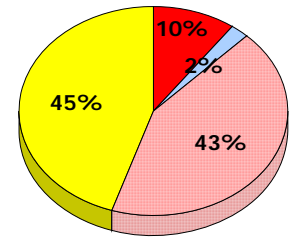
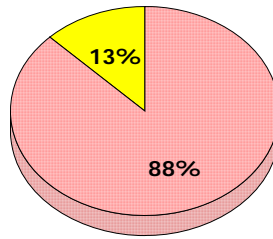
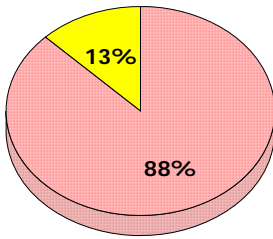
2013

Apr 30,
2013 (10)



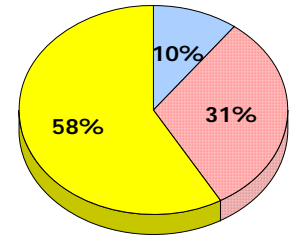
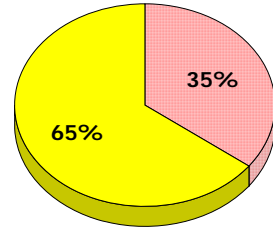
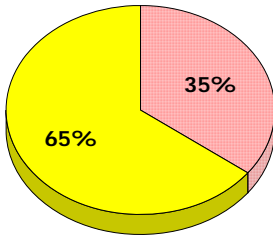
2012

Apr 30,
2012 (8)



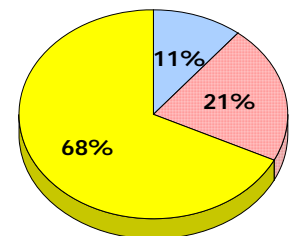
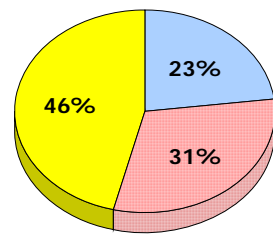
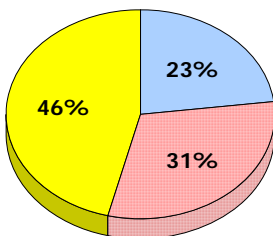
2011

AGR (17)



2010

AGR (13)



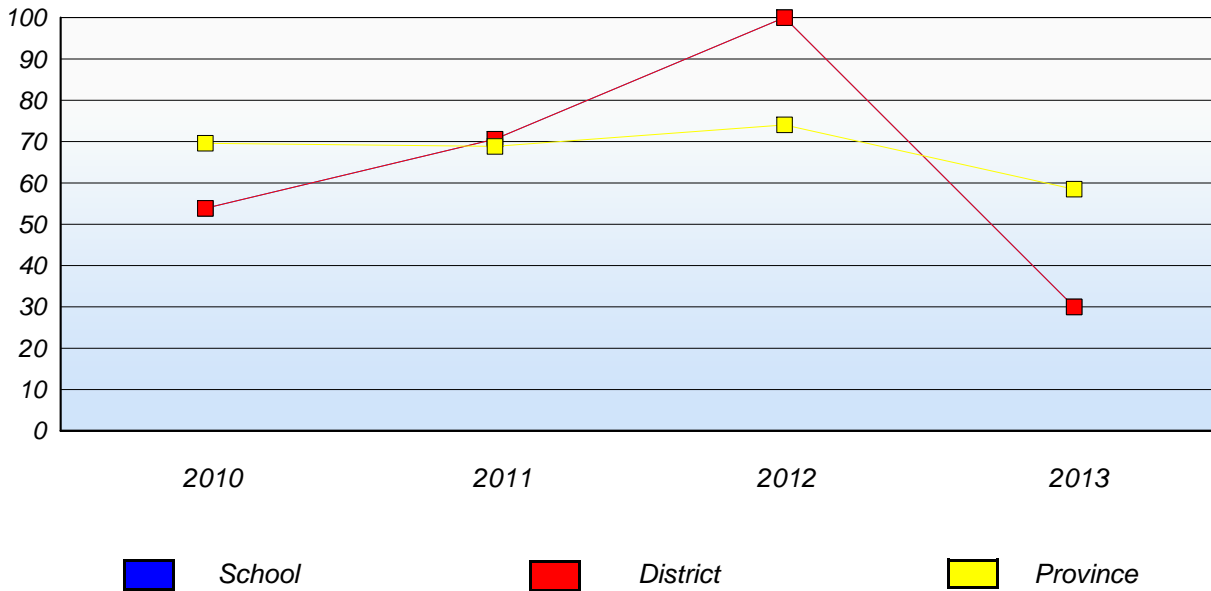
■ Exemption
 ■ Unknown
 ■ Not Yet Meeting
 ■ Meeting or Exceeding

* In some cases, CRT numbers may exceed AGR numbers based on late enrolments. Pie chart is based on the number of students who wrote the CRT.
 * Mushuau Innu Natuashish School and Sheshatshiu Innu School are excluded from district and provincial results.

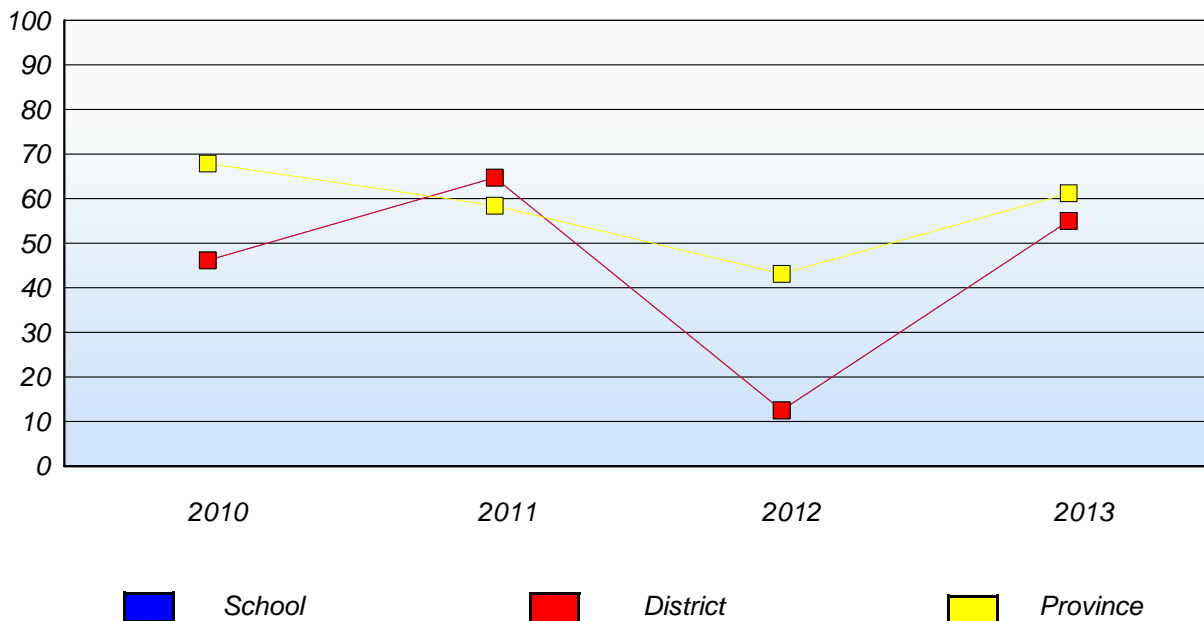
District 804 - Native Federal

School #: 376 Se't Anneway Kegnamogwom

Demand Writing
Percentage of students at level 3 or above (2010 - 2013)



Reading
Percentage of students at level 3 or above (2010 - 2013)



* In some cases, CRT numbers may exceed AGR numbers based on late enrolments. Pie chart is based on the number of students who wrote the CRT.

* Mushuau Innu Natuashish School and Sheshatshiu Innu School are excluded from district and provincial results.