

District 4 - Eastern

School #: 213 Lake Academy

**Demand Writing**

**School**

**District**

**Province**

Creative Writing

Persuasive Writing

Creative Writing

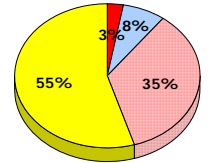
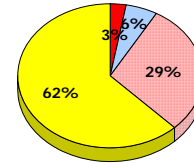
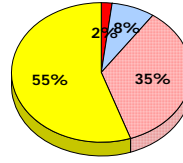
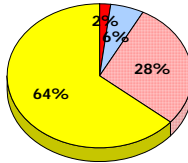
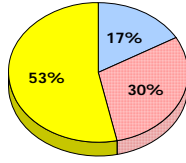
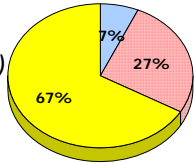
Persuasive Writing

Creative Writing

Persuasive Writing

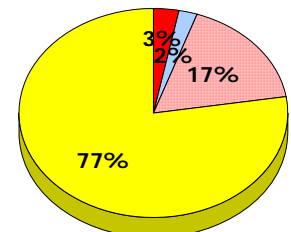
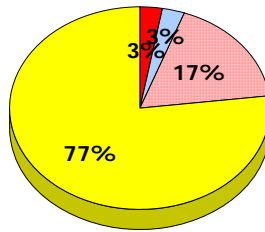
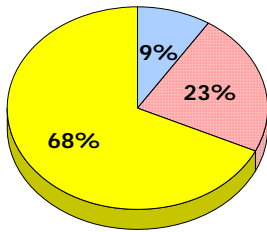
**2013**

Apr 30, 2013 (30)



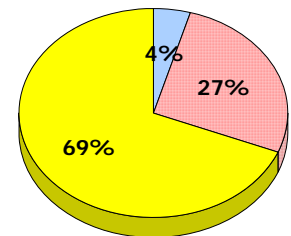
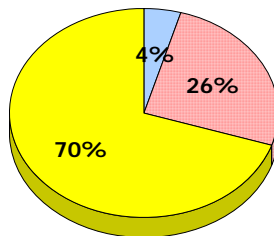
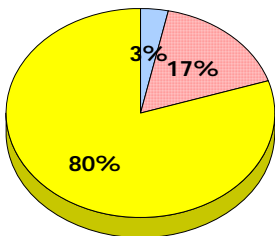
**2012**

Apr 30, 2012 (22)



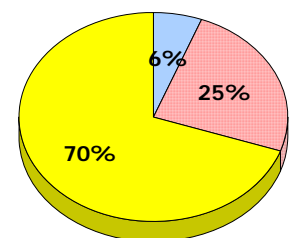
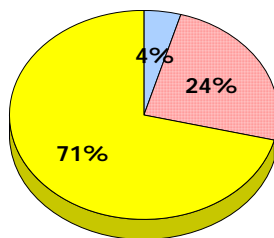
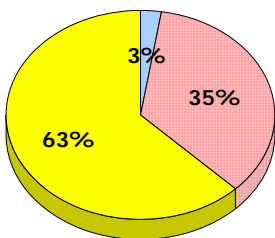
**2011**

AGR (30)



**2010**

AGR (40)



■ Exemption     
 ■ Unknown     
 ■ Not Yet Meeting     
 ■ Meeting or Exceeding

\* In some cases, CRT numbers may exceed AGR numbers based on late enrolments. Pie chart is based on the number of students who wrote the CRT.  
 \* Mushuau Innu Natuashish School and Sheshatshiu Innu School are excluded from district and provincial results.

Primary English Language Arts  
4 Year Provincial Assessment, June 2013  
Student Population Report  
(average scores)

District 4 - Eastern

School #: 213 Lake Academy

**Reading**

**School**

**District**

**Province**

Non - Fiction

Fiction

Non - Fiction

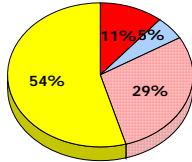
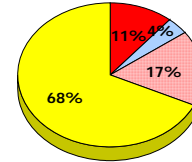
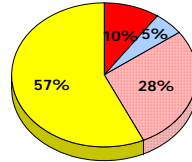
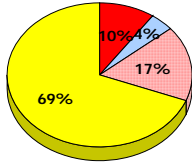
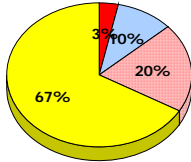
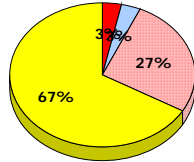
Fiction

Non - Fiction

Fiction

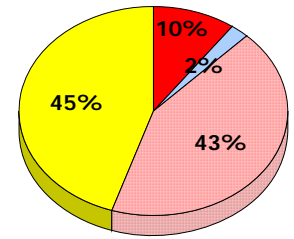
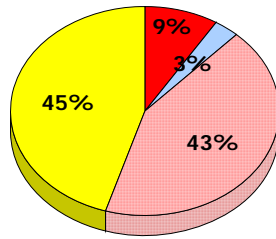
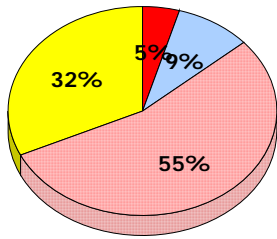
**2013**

Apr 30,  
2013 (30)



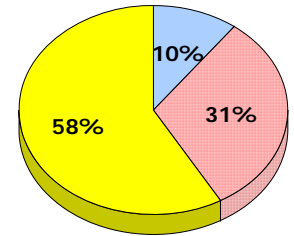
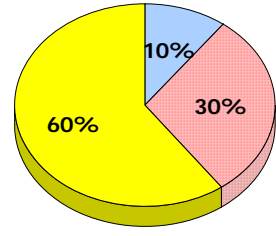
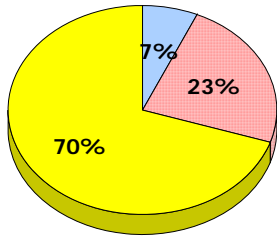
**2012**

Apr 30,  
2012 (22)



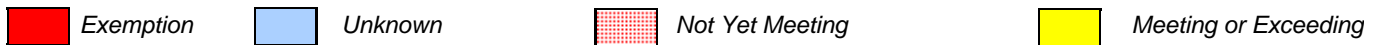
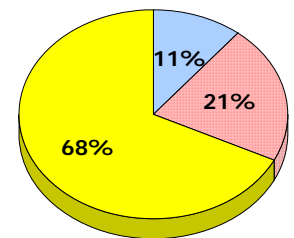
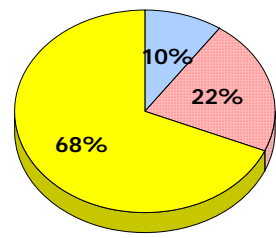
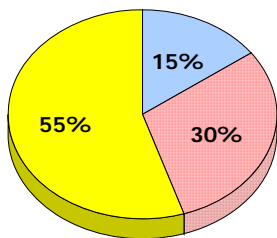
**2011**

AGR (30)



**2010**

AGR (40)



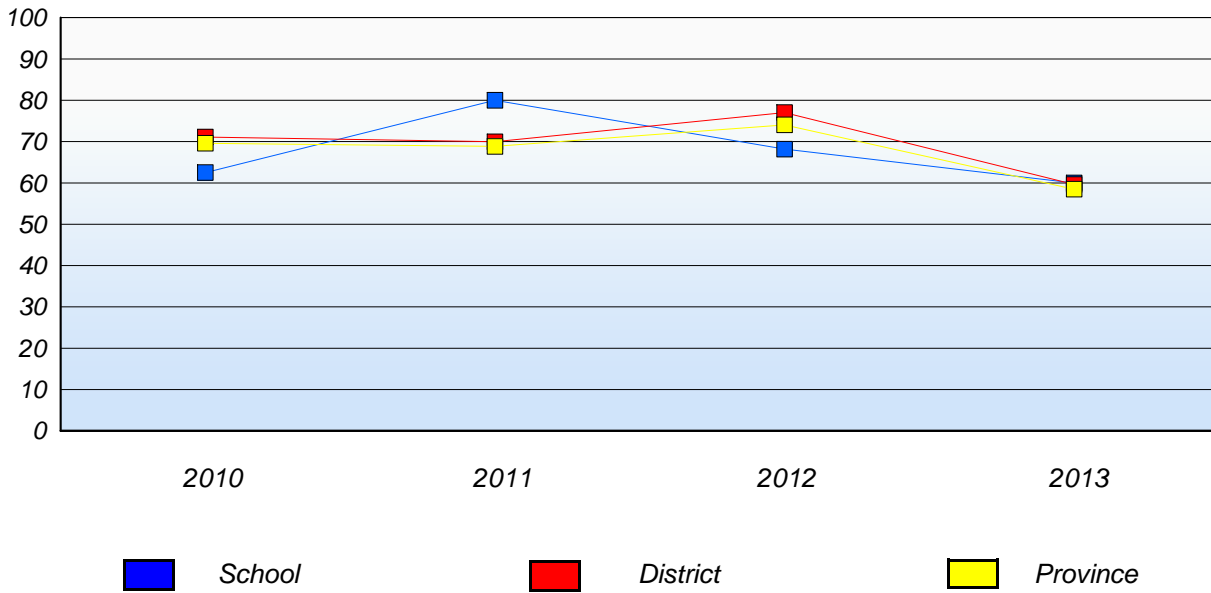
\* In some cases, CRT numbers may exceed AGR numbers based on late enrolments. Pie chart is based on the number of students who wrote the CRT.  
 \* Mushuau Innu Natuashish School and Sheshatshiu Innu School are excluded from district and provincial results.

District 4 - Eastern

School #: 213 Lake Academy

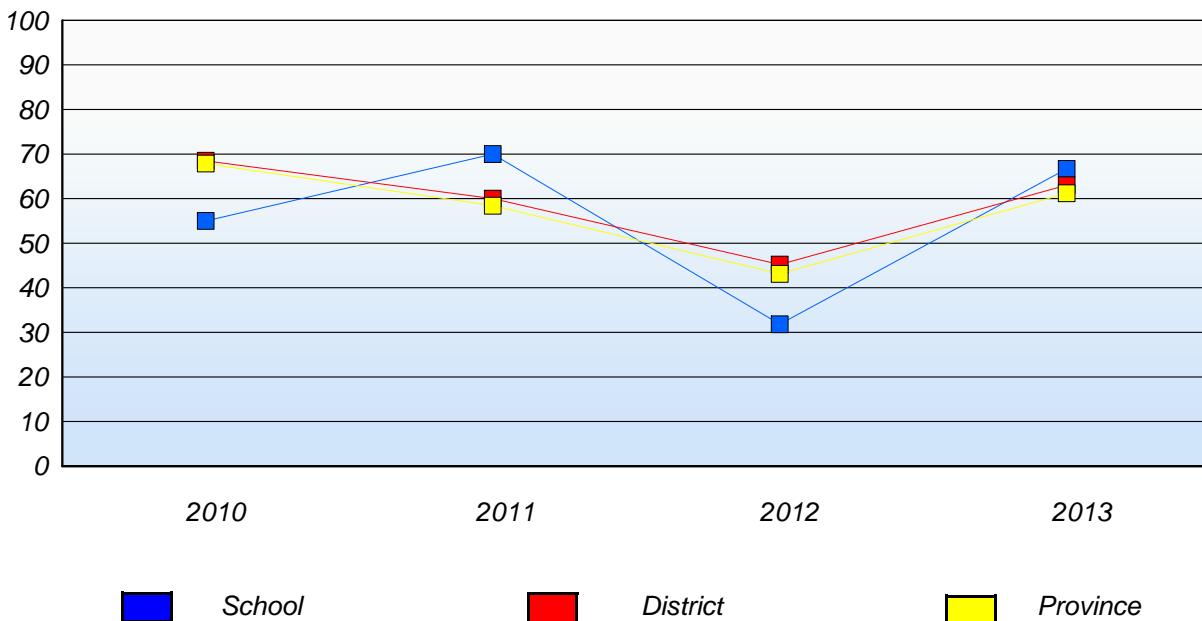
**Demand Writing**

Percentage of students at level 3 or above (2010 - 2013)



**Reading**

Percentage of students at level 3 or above (2010 - 2013)



\* In some cases, CRT numbers may exceed AGR numbers based on late enrolments. Pie chart is based on the number of students who wrote the CRT.

\* Mushuau Innu Natuashish School and Sheshatshiu Innu School are excluded from district and provincial results.

District 4 - Eastern

School #: 218 St. Joseph's Academy

**Demand Writing**

**School**

**District**

**Province**

Creative Writing

Persuasive Writing

Creative Writing

Persuasive Writing

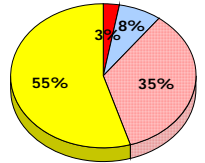
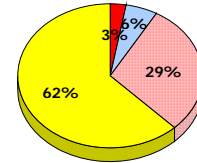
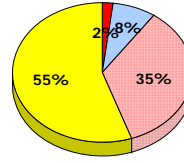
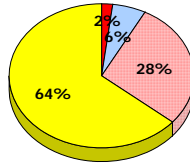
Creative Writing

Persuasive Writing

**2013**

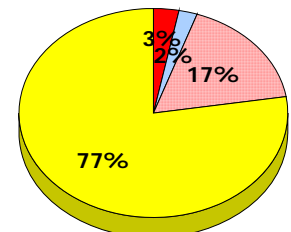
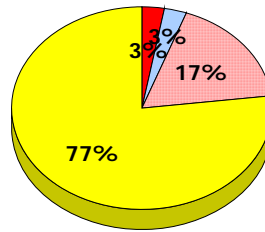
Apr 30, 2013 (4)

*School data with 5 or fewer students withheld for reasons of confidentiality.*



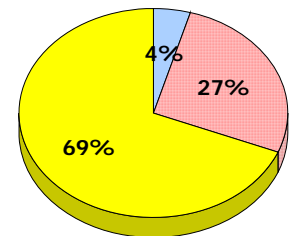
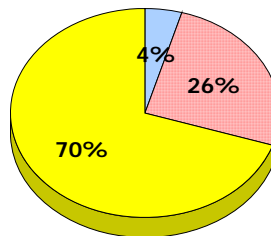
**2012**

Apr 30, 2012 (11)



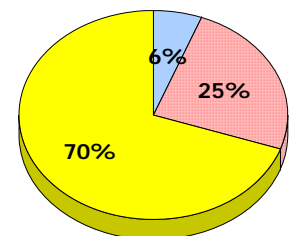
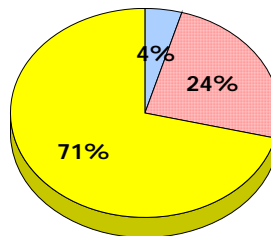
**2011**

AGR (3)



**2010**

AGR (7)



Exemption

Unknown

Not Yet Meeting

Meeting or Exceeding

\* In some cases, CRT numbers may exceed AGR numbers based on late enrolments. Pie chart is based on the number of students who wrote the CRT.

\* Mushuau Innu Natuashish School and Sheshatshiu Innu School are excluded from district and provincial results.

District 4 - Eastern

School #: 218 St. Joseph's Academy

**Reading**

**School**

**District**

**Province**

Non - Fiction

Fiction

Non - Fiction

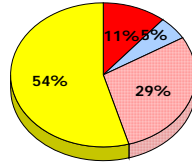
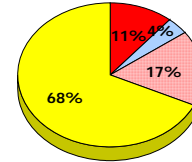
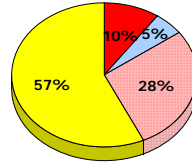
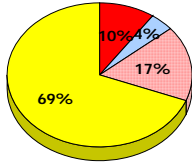
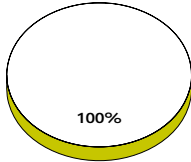
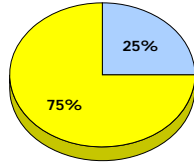
Fiction

Non - Fiction

Fiction

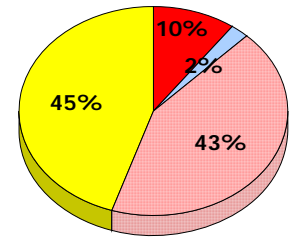
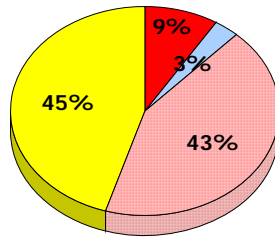
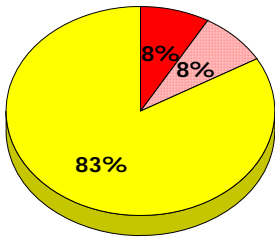
**2013**

Apr 30,  
2013 (4)



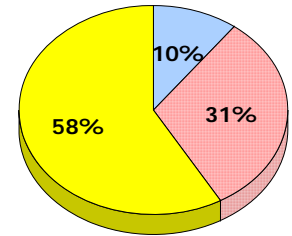
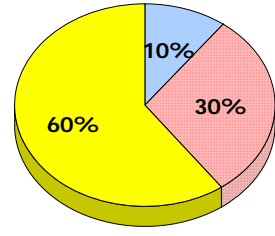
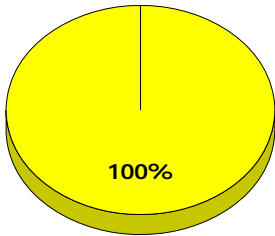
**2012**

Apr 30,  
2012 (11)



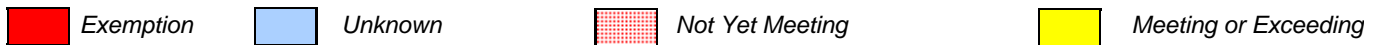
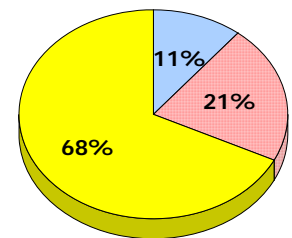
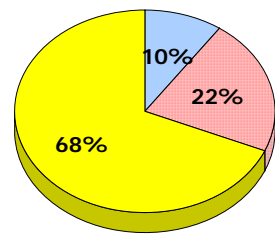
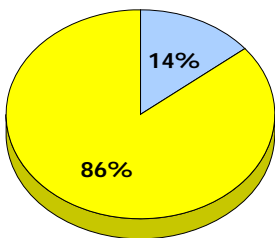
**2011**

AGR (3)



**2010**

AGR (7)

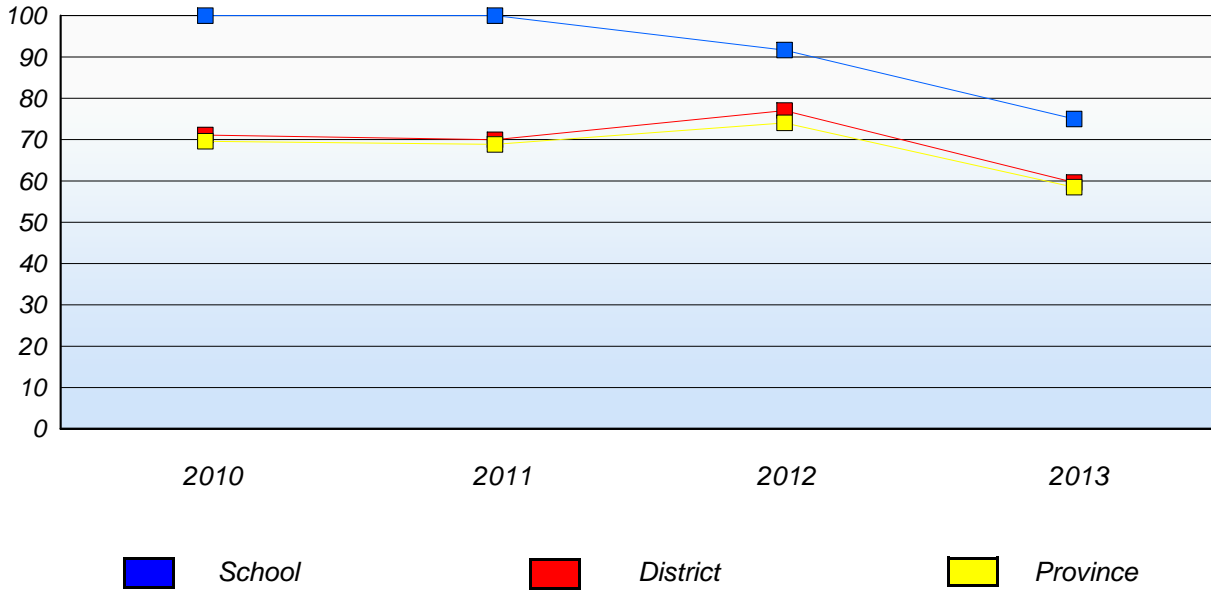


\* In some cases, CRT numbers may exceed AGR numbers based on late enrolments. Pie chart is based on the number of students who wrote the CRT.  
\* Mushuau Innu Natuashish School and Sheshatshiu Innu School are excluded from district and provincial results.

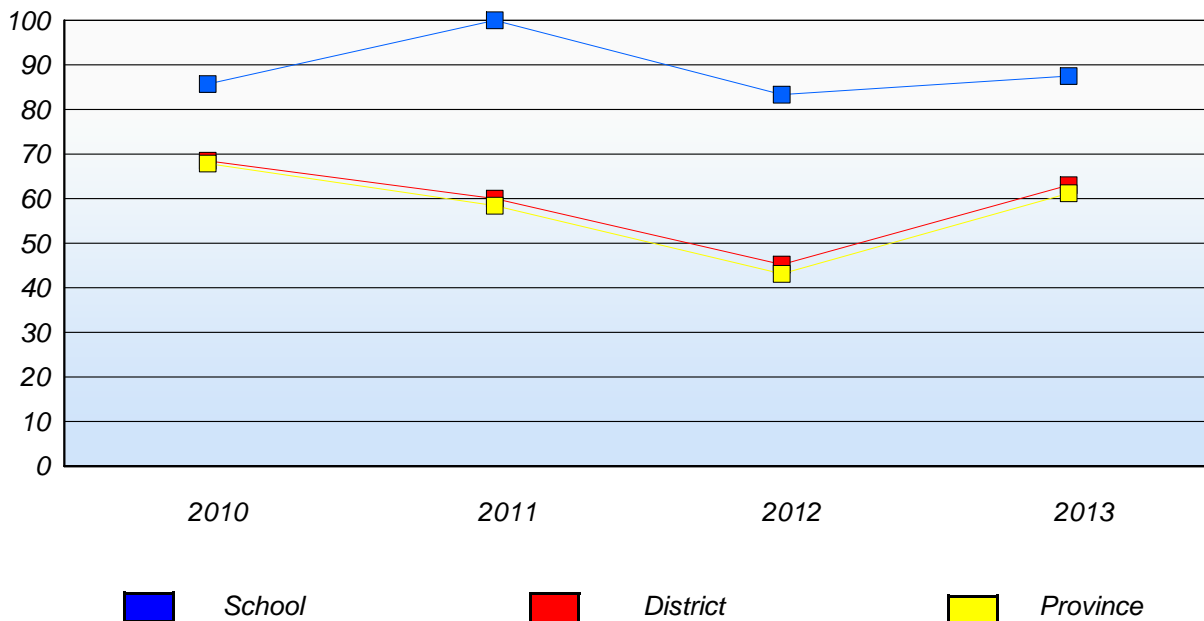
District 4 - Eastern

School #: 218 St. Joseph's Academy

**Demand Writing**  
Percentage of students at level 3 or above (2010 - 2013)



**Reading**  
Percentage of students at level 3 or above (2010 - 2013)



\* In some cases, CRT numbers may exceed AGR numbers based on late enrolments. Pie chart is based on the number of students who wrote the CRT.

\* Mushuau Innu Natuashish School and Sheshatshiu Innu School are excluded from district and provincial results.

District 4 - Eastern

School #: 220 Sacred Heart Academy

**Demand Writing**

**School**

**District**

**Province**

Creative Writing

Persuasive Writing

Creative Writing

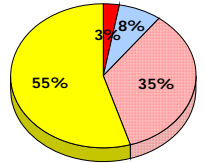
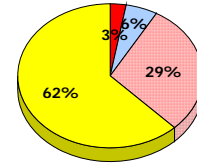
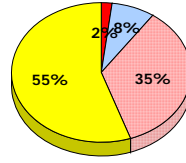
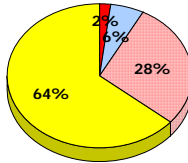
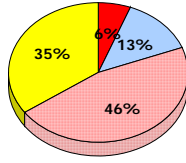
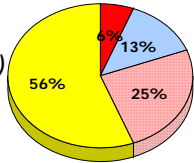
Persuasive Writing

Creative Writing

Persuasive Writing

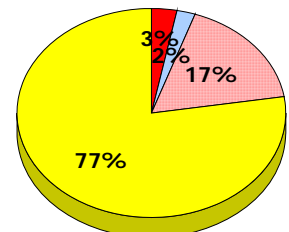
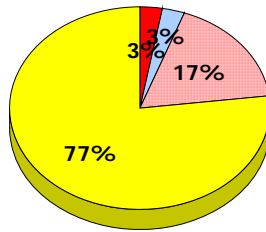
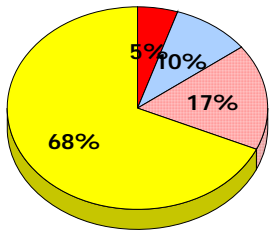
**2013**

Apr 30, 2013 (52)



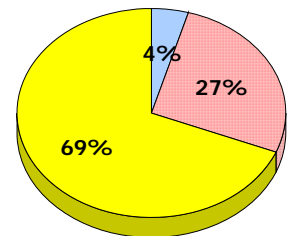
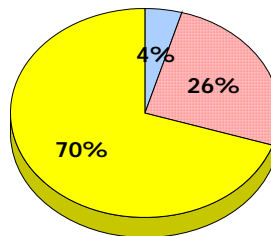
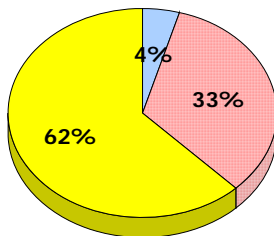
**2012**

Apr 30, 2012 (41)



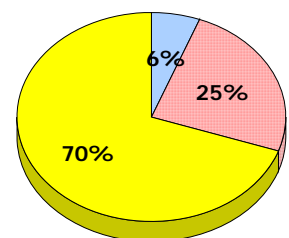
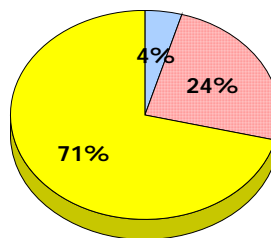
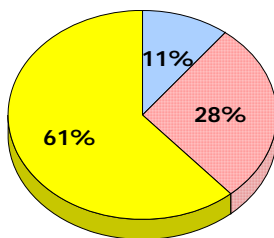
**2011**

AGR (45)



**2010**

AGR (57)



\* In some cases, CRT numbers may exceed AGR numbers based on late enrolments. Pie chart is based on the number of students who wrote the CRT.  
 \* Mushuau Innu Natuashish School and Sheshatshiu Innu School are excluded from district and provincial results.

Primary English Language Arts  
4 Year Provincial Assessment, June 2013  
Student Population Report  
(average scores)

District 4 - Eastern

School #: 220 Sacred Heart Academy

**Reading**

**School**

**District**

**Province**

Non - Fiction

Fiction

Non - Fiction

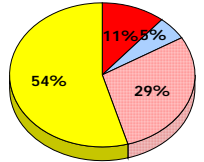
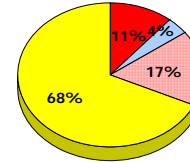
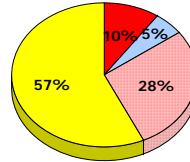
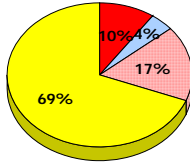
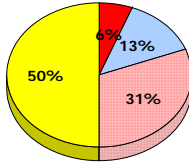
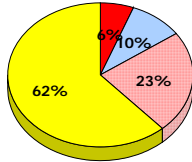
Fiction

Non - Fiction

Fiction

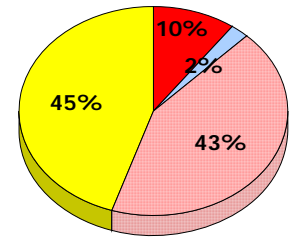
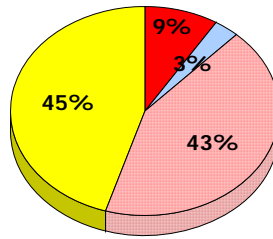
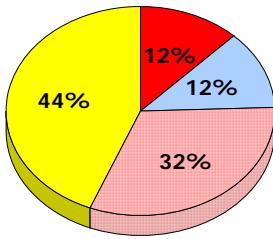
**2013**

Apr 30,  
2013 (52)



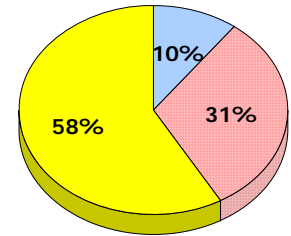
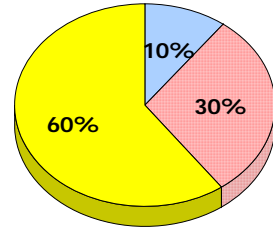
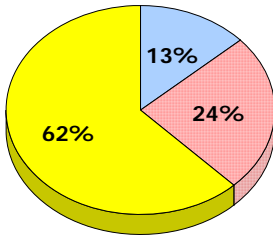
**2012**

Apr 30,  
2012 (41)



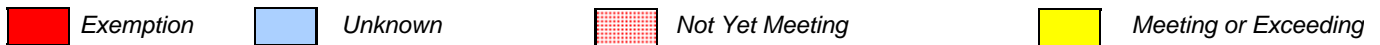
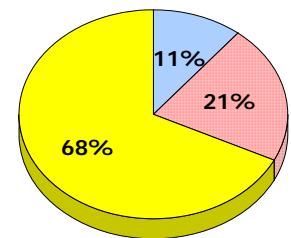
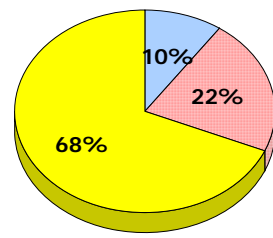
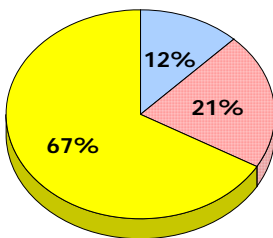
**2011**

AGR (45)



**2010**

AGR (57)



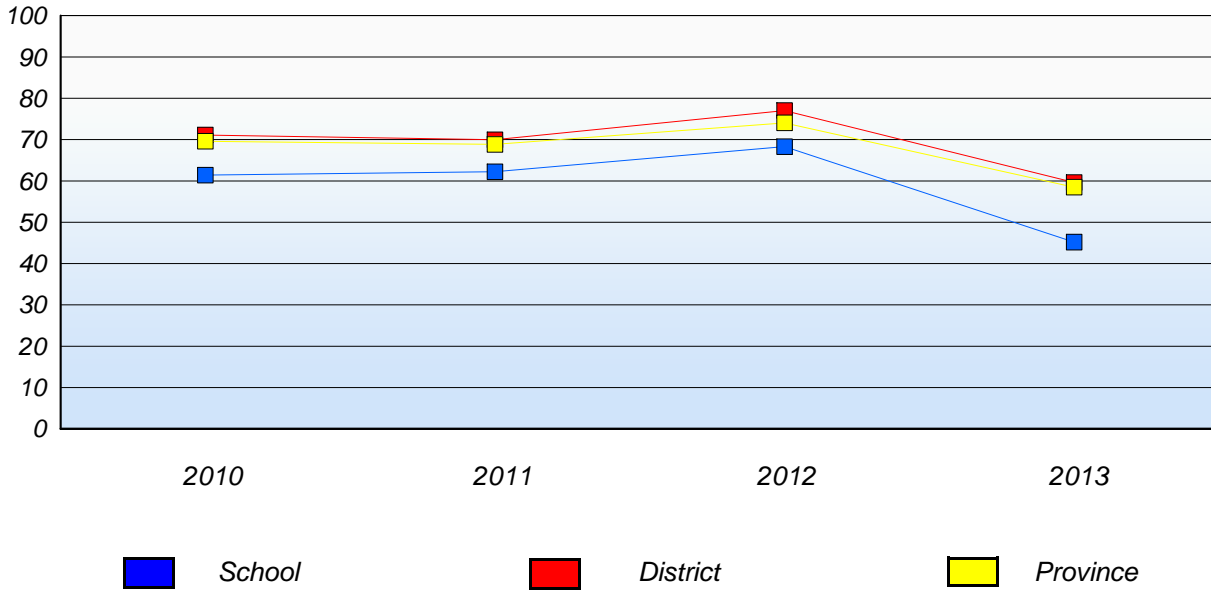
\* In some cases, CRT numbers may exceed AGR numbers based on late enrolments. Pie chart is based on the number of students who wrote the CRT.  
 \* Mushuau Innu Natuashish School and Sheshatshiu Innu School are excluded from district and provincial results.



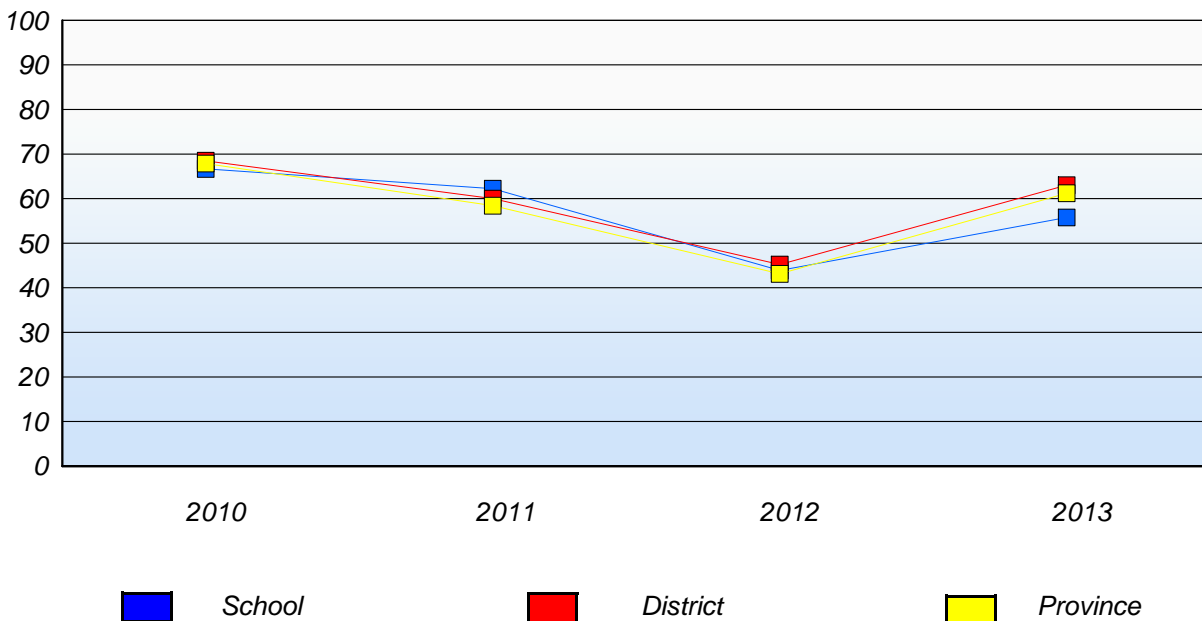
District 4 - Eastern

School #: 220 Sacred Heart Academy

**Demand Writing**  
Percentage of students at level 3 or above (2010 - 2013)



**Reading**  
Percentage of students at level 3 or above (2010 - 2013)



\* In some cases, CRT numbers may exceed AGR numbers based on late enrolments. Pie chart is based on the number of students who wrote the CRT.

\* Mushuau Innu Natuashish School and Sheshatshiu Innu School are excluded from district and provincial results.

District 4 - Eastern

School #: 223 Christ the King School

***Demand Writing***

***School***

***District***

***Province***

*Creative Writing*

*Persuasive Writing*

*Creative Writing*

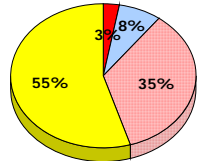
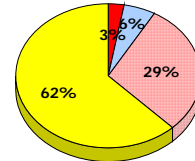
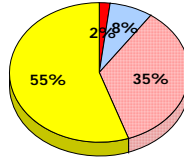
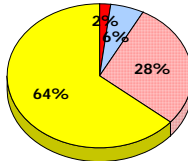
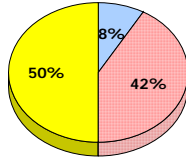
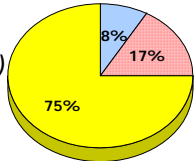
*Persuasive Writing*

*Creative Writing*

*Persuasive Writing*

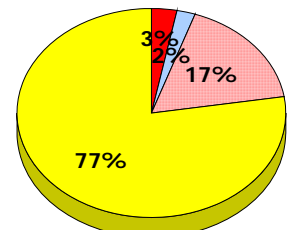
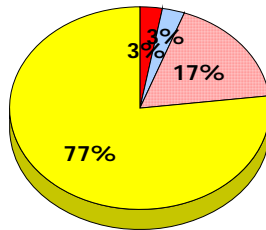
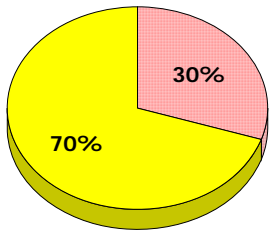
**2013**

Apr 30, 2013 (12)



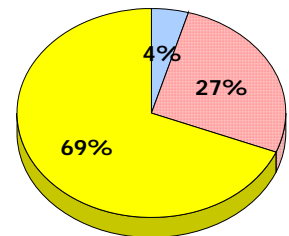
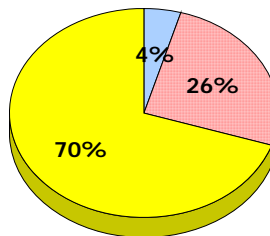
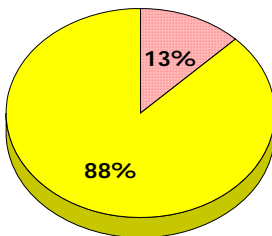
**2012**

Apr 30, 2012 (10)



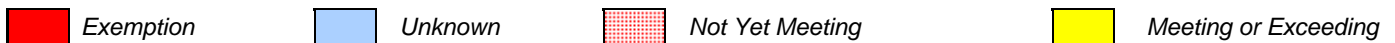
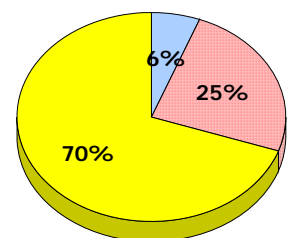
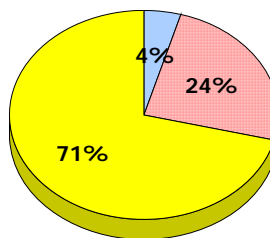
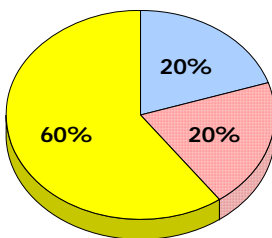
**2011**

AGR (8)



**2010**

AGR (10)



\* In some cases, CRT numbers may exceed AGR numbers based on late enrolments. Pie chart is based on the number of students who wrote the CRT.  
\* Mushuau Innu Natuashish School and Sheshatshiu Innu School are excluded from district and provincial results.

Primary English Language Arts  
4 Year Provincial Assessment, June 2013  
Student Population Report  
(average scores)

District 4 - Eastern

School #: 223 Christ the King School

**Reading**

**School**

**District**

**Province**

Non - Fiction

Fiction

Non - Fiction

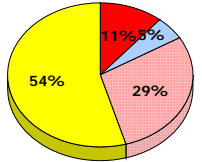
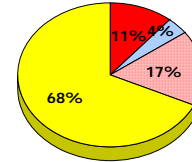
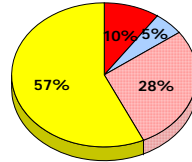
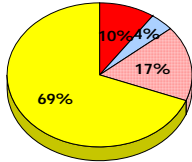
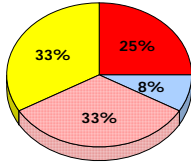
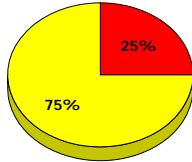
Fiction

Non - Fiction

Fiction

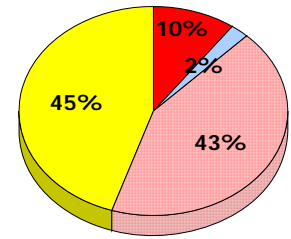
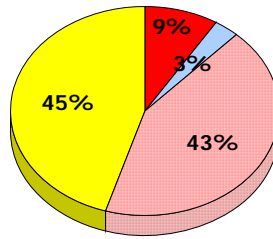
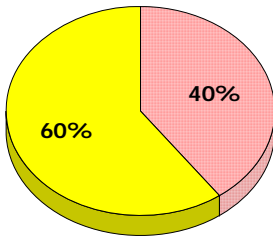
**2013**

Apr 30,  
2013 (12)



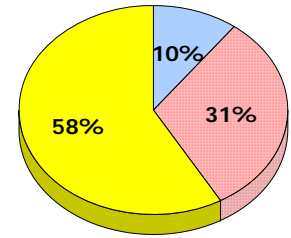
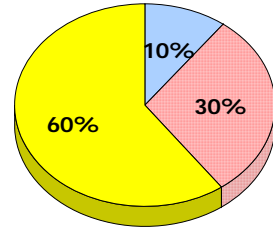
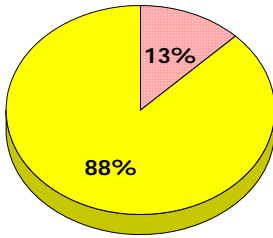
**2012**

Apr 30,  
2012 (10)



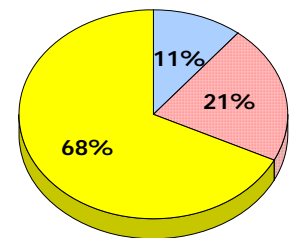
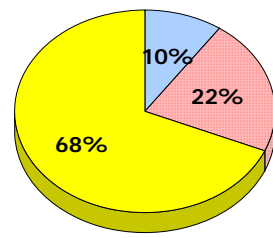
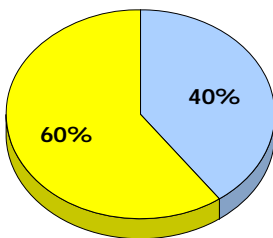
**2011**

AGR (8)



**2010**

AGR (10)



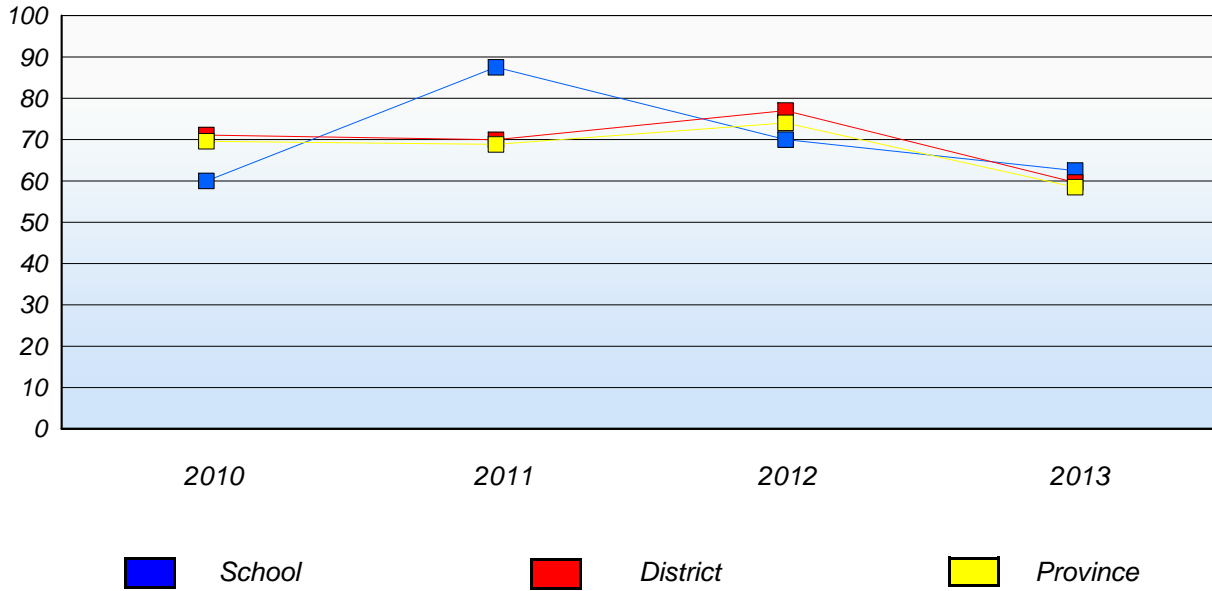
■ Exemption   
 ■ Unknown   
 ■ Not Yet Meeting   
 ■ Meeting or Exceeding

\* In some cases, CRT numbers may exceed AGR numbers based on late enrolments. Pie chart is based on the number of students who wrote the CRT.  
 \* Mushuau Innu Natuashish School and Sheshatshiu Innu School are excluded from district and provincial results.

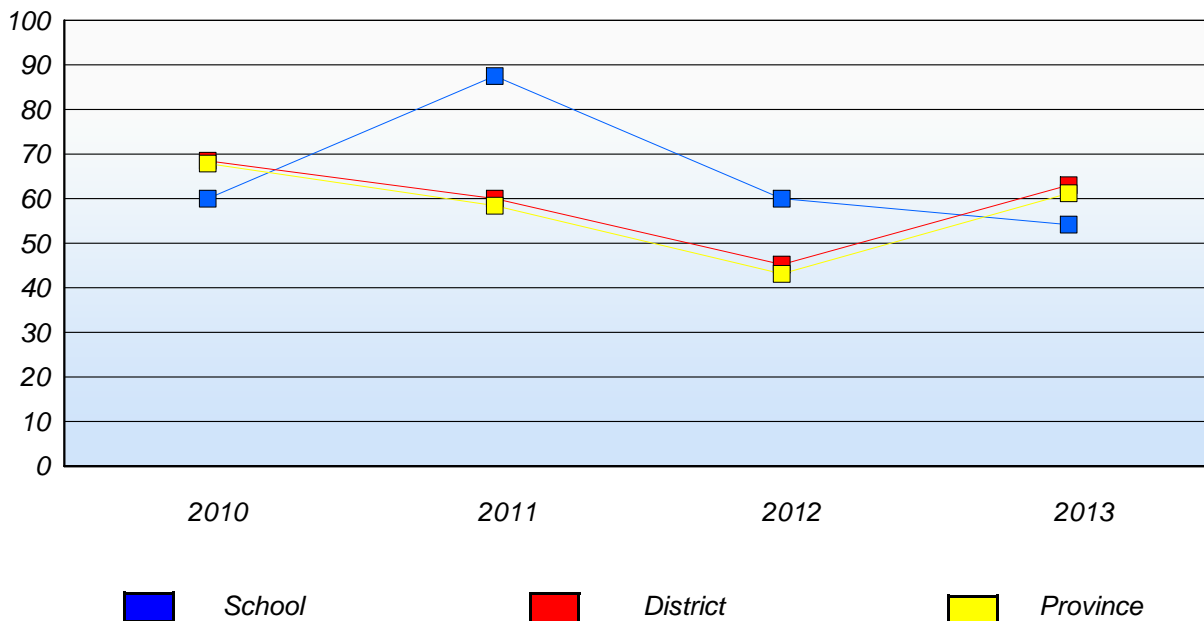
District 4 - Eastern

School #: 223 Christ the King School

**Demand Writing**  
Percentage of students at level 3 or above (2010 - 2013)



**Reading**  
Percentage of students at level 3 or above (2010 - 2013)



\* In some cases, CRT numbers may exceed AGR numbers based on late enrolments. Pie chart is based on the number of students who wrote the CRT.

\* Mushuau Innu Natuashish School and Sheshatshiu Innu School are excluded from district and provincial results.

District 4 - Eastern

School #: 224 Donald C. Jamieson Academy

**Demand Writing**

School

District

Province

Creative Writing

Persuasive Writing

Creative Writing

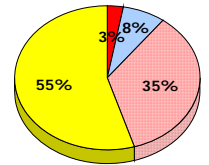
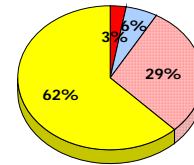
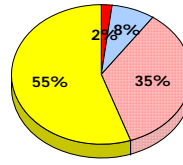
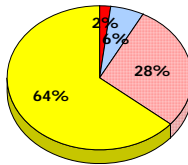
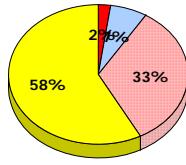
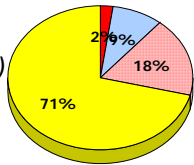
Persuasive Writing

Creative Writing

Persuasive Writing

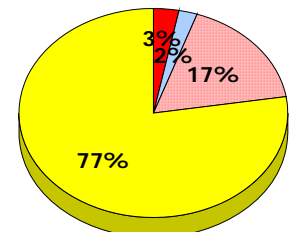
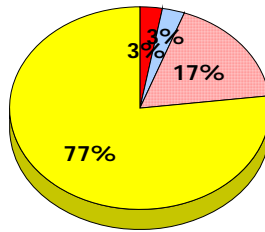
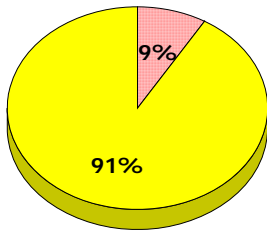
**2013**

Apr 30, 2013 (45)



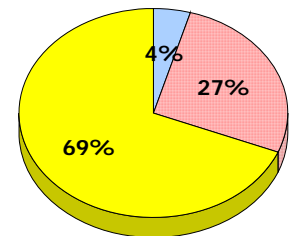
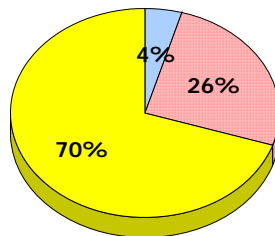
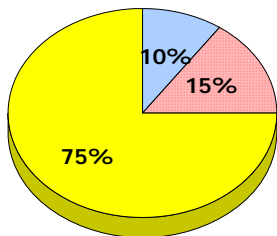
**2012**

Apr 30, 2012 (46)



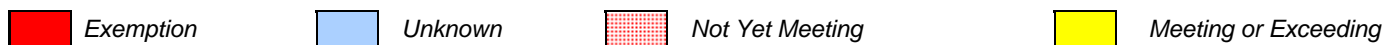
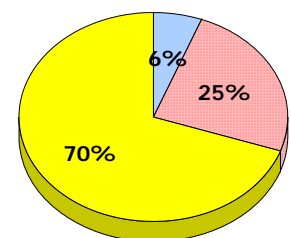
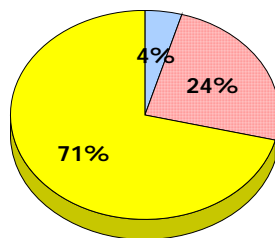
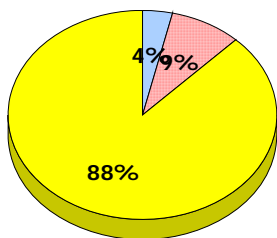
**2011**

AGR (52)



**2010**

AGR (57)



\* In some cases, CRT numbers may exceed AGR numbers based on late enrolments. Pie chart is based on the number of students who wrote the CRT.  
 \* Mushuau Innu Natuashish School and Sheshatshiu Innu School are excluded from district and provincial results.

Primary English Language Arts  
4 Year Provincial Assessment, June 2013  
Student Population Report  
(average scores)

District 4 - Eastern

School #: 224 Donald C. Jamieson Academy

**Reading**

**School**

**District**

**Province**

Non - Fiction

Fiction

Non - Fiction

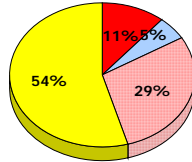
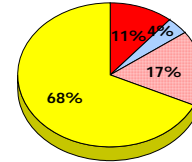
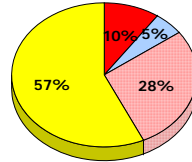
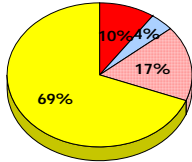
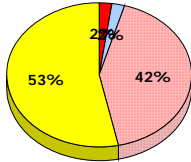
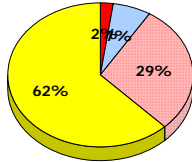
Fiction

Non - Fiction

Fiction

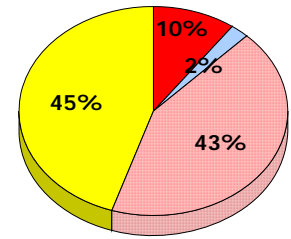
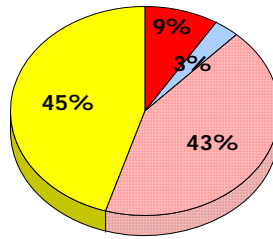
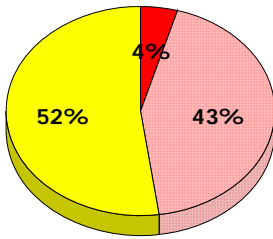
**2013**

Apr 30,  
2013 (45)



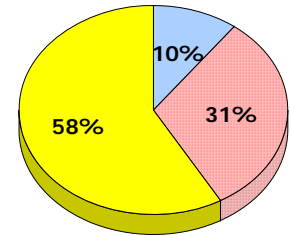
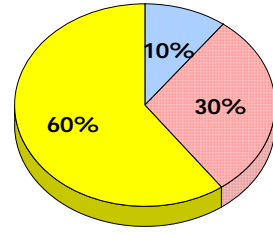
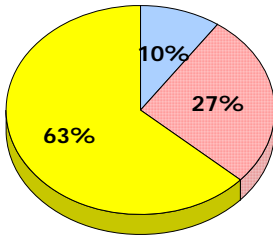
**2012**

Apr 30,  
2012 (46)



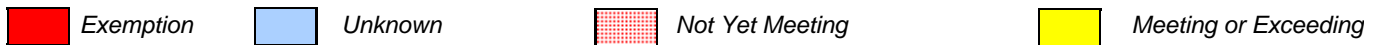
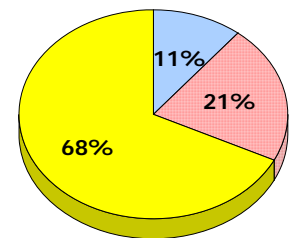
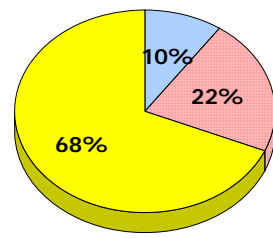
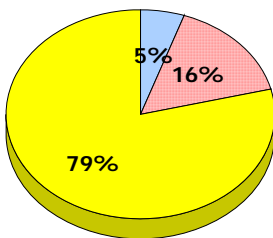
**2011**

AGR (52)



**2010**

AGR (57)

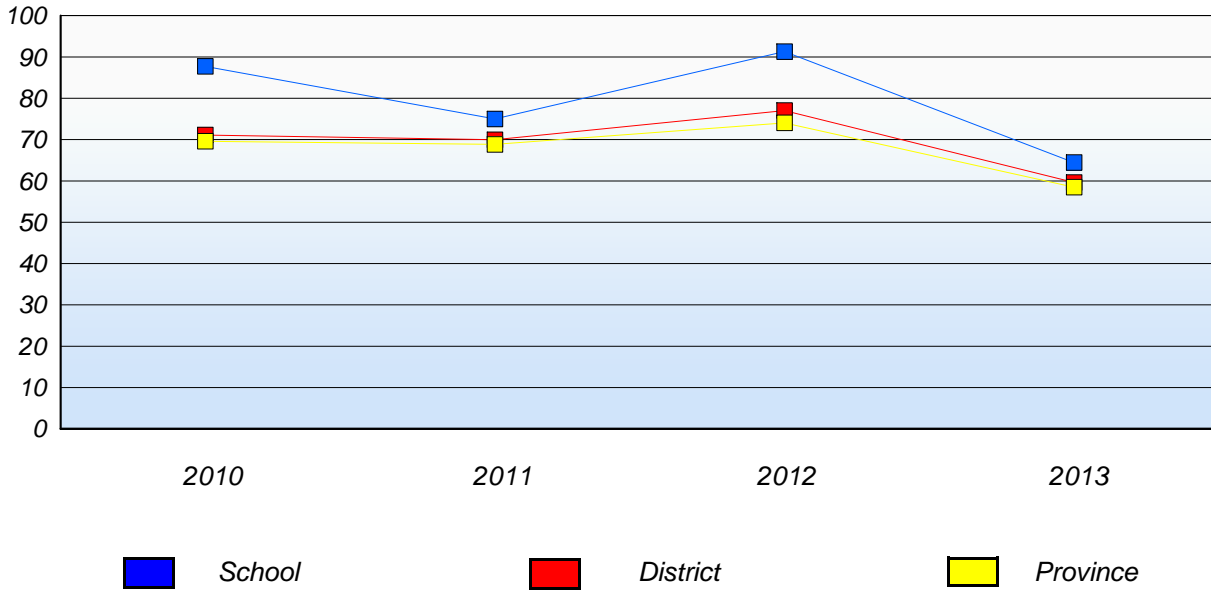


\* In some cases, CRT numbers may exceed AGR numbers based on late enrolments. Pie chart is based on the number of students who wrote the CRT.  
 \* Mushuau Innu Natuashish School and Sheshatshiu Innu School are excluded from district and provincial results.

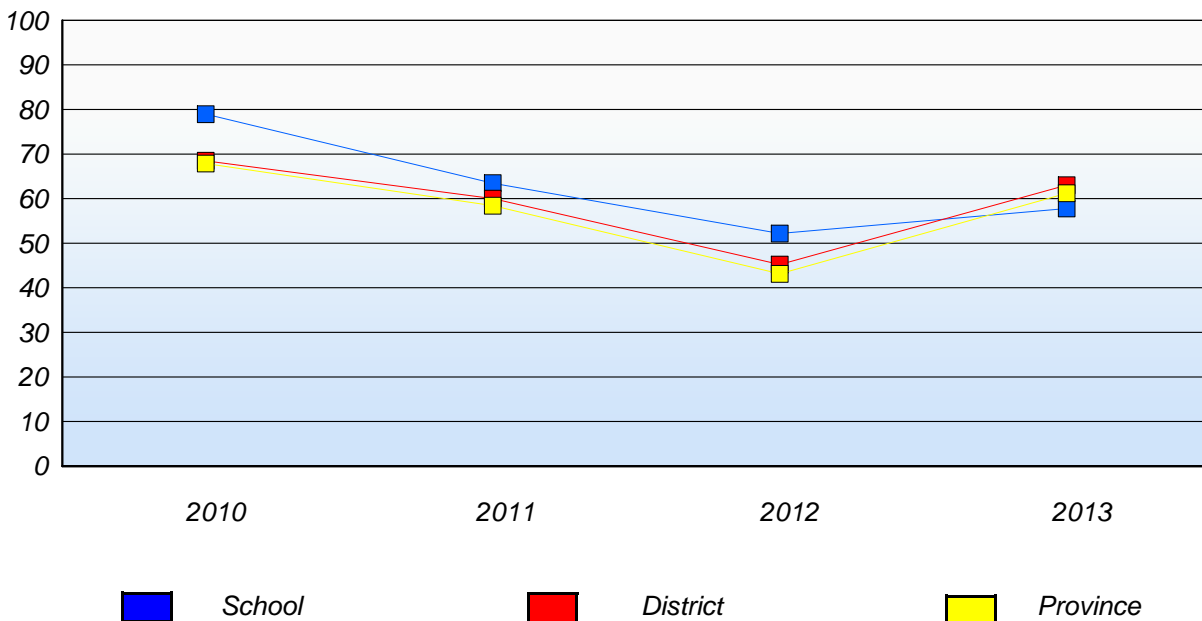
District 4 - Eastern

School #: 224 Donald C. Jamieson Academy

**Demand Writing**  
Percentage of students at level 3 or above (2010 - 2013)



**Reading**  
Percentage of students at level 3 or above (2010 - 2013)



\* In some cases, CRT numbers may exceed AGR numbers based on late enrolments. Pie chart is based on the number of students who wrote the CRT.

\* Mushuau Innu Natuashish School and Sheshatshiu Innu School are excluded from district and provincial results.

District 4 - Eastern

School #: 225 St. Anne's School

**Demand Writing**

School

District

Province

Creative Writing

Persuasive Writing

Creative Writing

Persuasive Writing

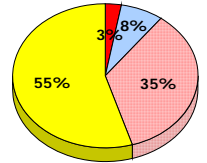
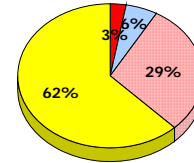
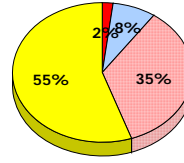
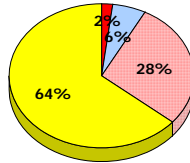
Creative Writing

Persuasive Writing

**2013**

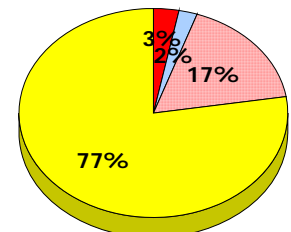
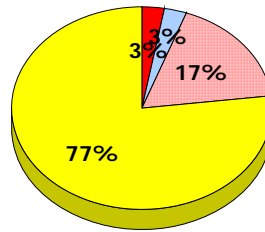
Apr 30, 2013 (1)

*School data with 5 or fewer students withheld for reasons of confidentiality.*



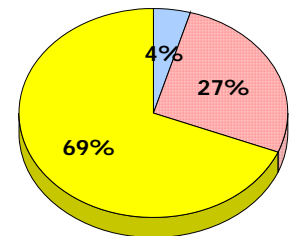
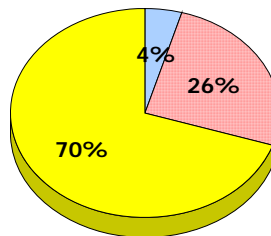
**2012**

Apr 30, 2012 (1)



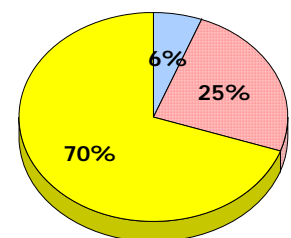
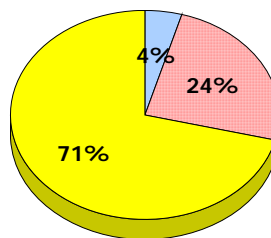
**2011**

AGR (1)



**2010**

AGR (1)



Exemption

Unknown

Not Yet Meeting

Meeting or Exceeding

\* In some cases, CRT numbers may exceed AGR numbers based on late enrolments. Pie chart is based on the number of students who wrote the CRT.

\* Mushuau Innu Natuashish School and Sheshatshiu Innu School are excluded from district and provincial results.



Primary English Language Arts  
4 Year Provincial Assessment, June 2013  
Student Population Report  
(average scores)

District 4 - Eastern

School #: 225 St. Anne's School

**Reading**

**School**

**District**

**Province**

Non - Fiction

Fiction

Non - Fiction

Fiction

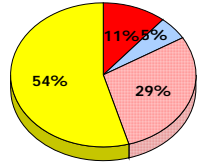
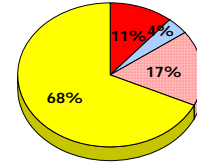
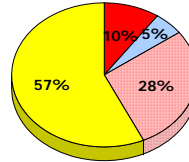
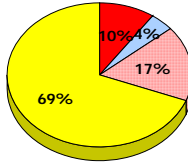
Non - Fiction

Fiction

**2013**

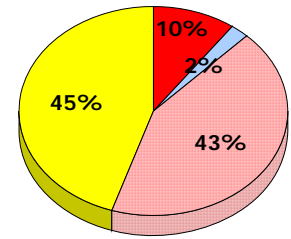
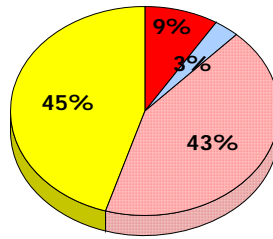
Apr 30,  
2013 (1)

School data with 5 or fewer students  
withheld for reasons of confidentiality.



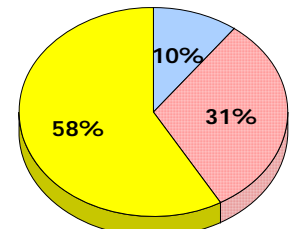
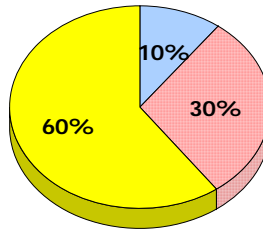
**2012**

Apr 30,  
2012 (1)



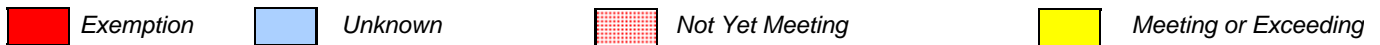
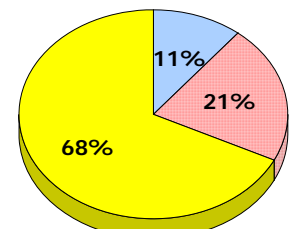
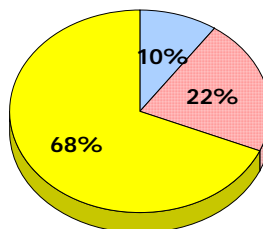
**2011**

AGR (1)



**2010**

AGR (1)



\* In some cases, CRT numbers may exceed AGR numbers based on late enrolments. Pie chart is based on the number of students who wrote the CRT.  
 \* Mushuau Innu Natuashish School and Sheshatshiu Innu School are excluded from district and provincial results.

District 4 - Eastern

School #: 225 St. Anne's School

**Demand Writing**

*Percentage of students at level 3 or above (2010 - 2013)*

*School data with 5 or fewer students withheld for reasons of confidentiality.*



**Reading**

*Percentage of students at level 3 or above (2010 - 2013)*

*School data with 5 or fewer students withheld for reasons of confidentiality.*



\* In some cases, CRT numbers may exceed AGR numbers based on late enrolments. Pie chart is based on the number of students who wrote the CRT.

\* Mushuau Innu Natuashish School and Sheshatshiu Innu School are excluded from district and provincial results.

District 4 - Eastern

School #: 226 Fortune Bay Academy

**Demand Writing**

**School**

**District**

**Province**

Creative Writing

Persuasive Writing

Creative Writing

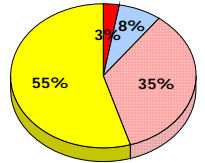
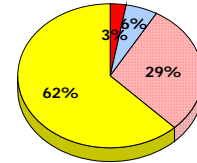
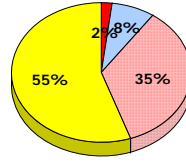
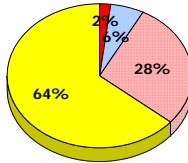
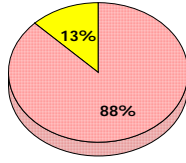
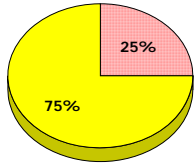
Persuasive Writing

Creative Writing

Persuasive Writing

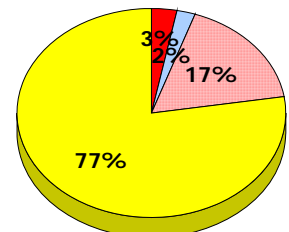
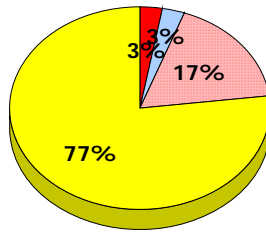
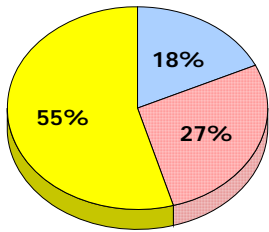
**2013**

Apr 30, 2013 (8)



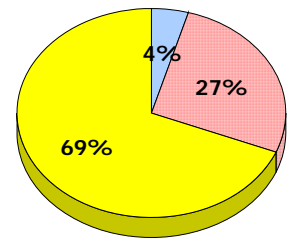
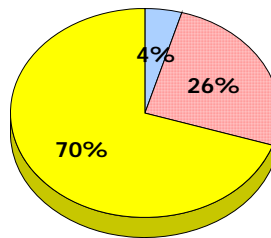
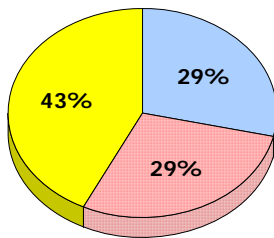
**2012**

Apr 30, 2012 (11)



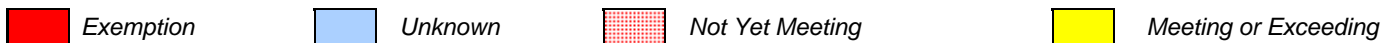
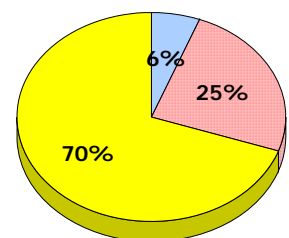
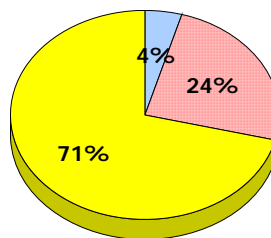
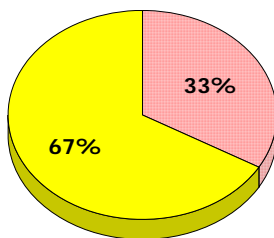
**2011**

AGR (7)



**2010**

AGR (8)



\* In some cases, CRT numbers may exceed AGR numbers based on late enrolments. Pie chart is based on the number of students who wrote the CRT.  
\* Mushuau Innu Natuashish School and Sheshatshiu Innu School are excluded from district and provincial results.

**Primary English Language Arts  
4 Year Provincial Assessment, June 2013  
Student Population Report  
(average scores)**

District 4 - Eastern

School #: 226 Fortune Bay Academy

**Reading**

**School**

**District**

**Province**

Non - Fiction

Fiction

Non - Fiction

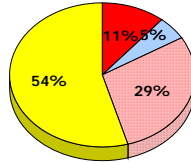
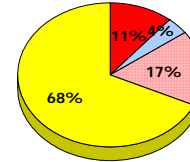
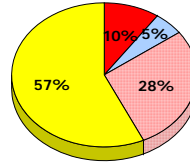
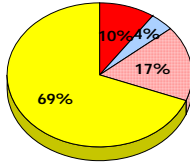
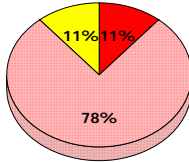
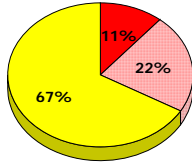
Fiction

Non - Fiction

Fiction

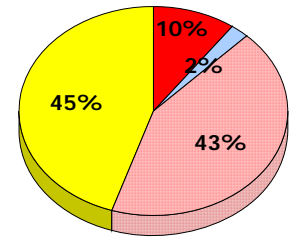
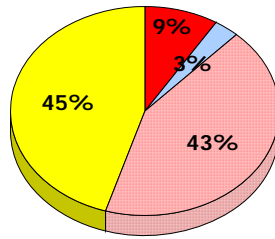
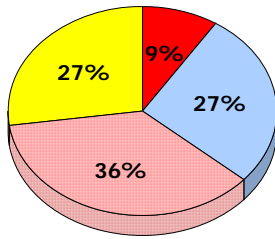
**2013**

Apr 30,  
2013 (8)



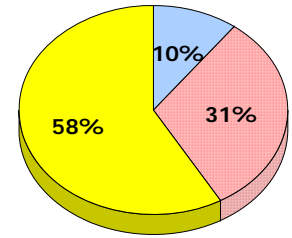
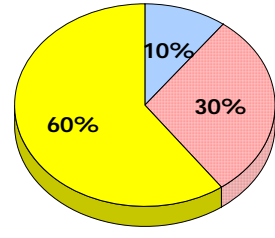
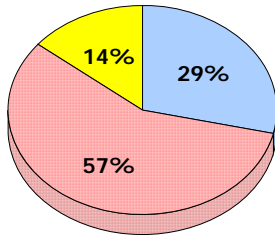
**2012**

Apr 30,  
2012 (11)



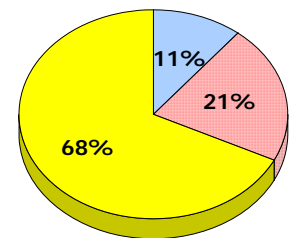
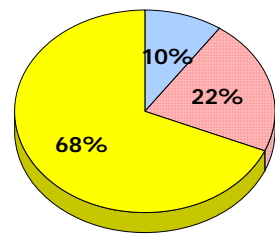
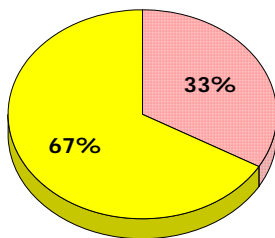
**2011**

AGR (7)



**2010**

AGR (8)



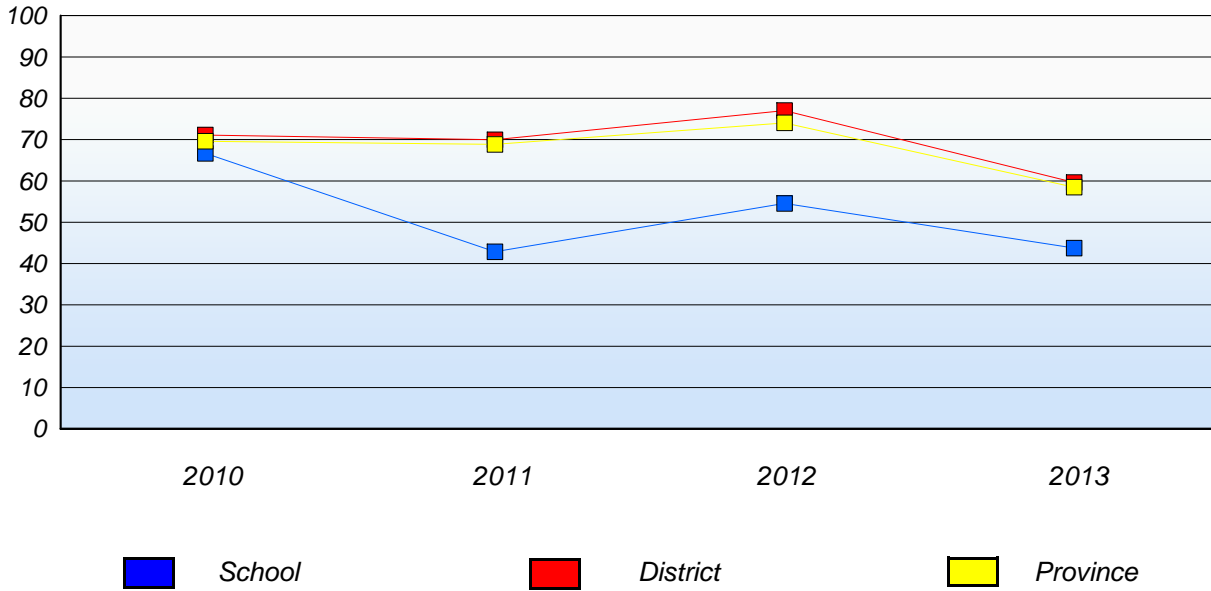
■ Exemption    
 ■ Unknown    
  Not Yet Meeting    
 ■ Meeting or Exceeding

\* In some cases, CRT numbers may exceed AGR numbers based on late enrolments. Pie chart is based on the number of students who wrote the CRT.  
 \* Mushuau Innu Natuashish School and Sheshatshiu Innu School are excluded from district and provincial results.

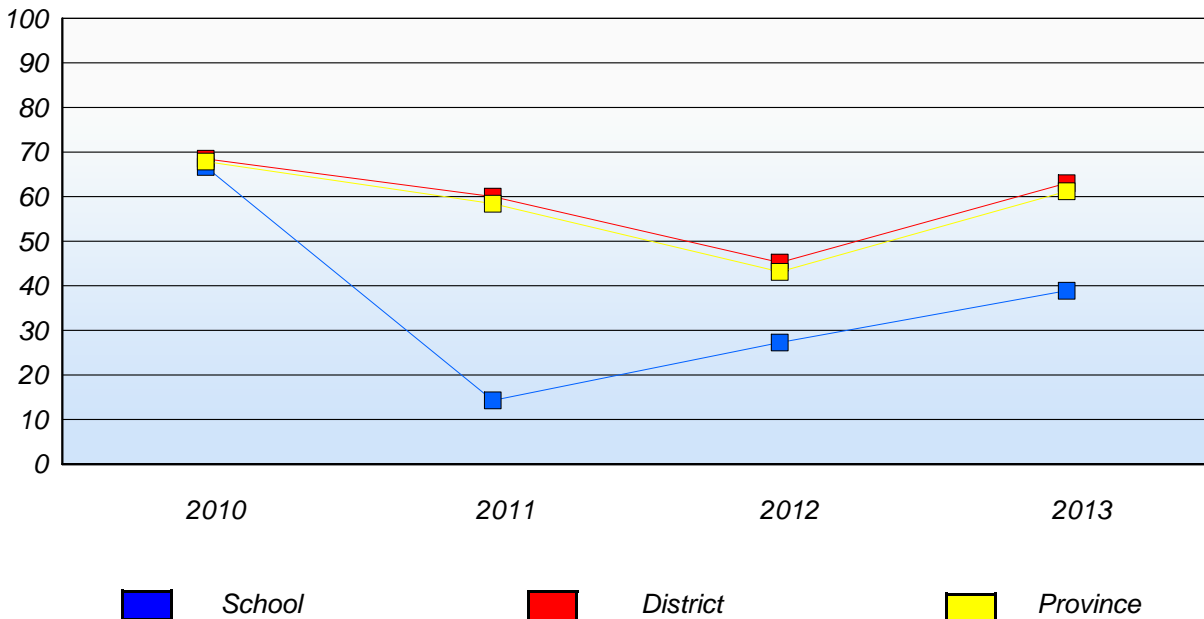
District 4 - Eastern

School #: 226 Fortune Bay Academy

**Demand Writing**  
Percentage of students at level 3 or above (2010 - 2013)



**Reading**  
Percentage of students at level 3 or above (2010 - 2013)



\* In some cases, CRT numbers may exceed AGR numbers based on late enrolments. Pie chart is based on the number of students who wrote the CRT.

\* Mushuau Innu Natuashish School and Sheshatshiu Innu School are excluded from district and provincial results.

District 4 - Eastern

School #: 228 St. Lawrence Academy

**Demand Writing**

**School**

**District**

**Province**

Creative Writing

Persuasive Writing

Creative Writing

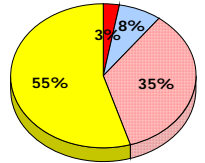
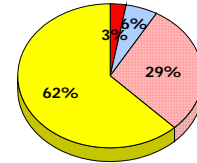
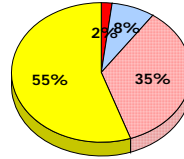
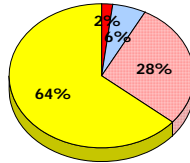
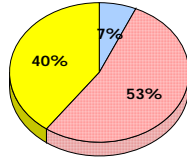
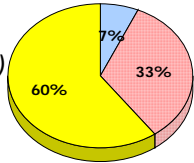
Persuasive Writing

Creative Writing

Persuasive Writing

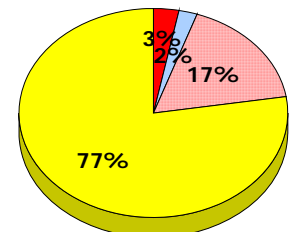
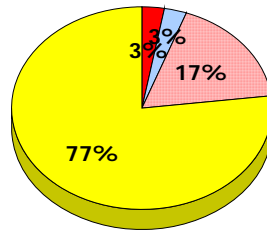
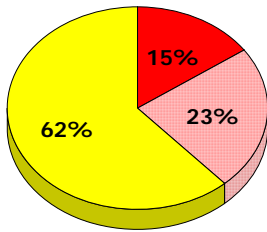
**2013**

Apr 30, 2013 (15)



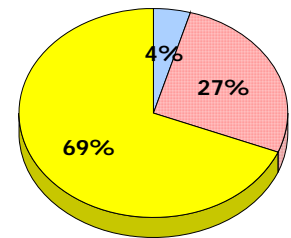
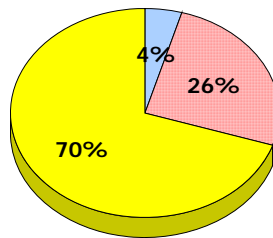
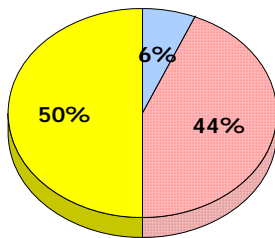
**2012**

Apr 30, 2012 (13)



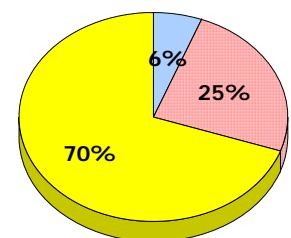
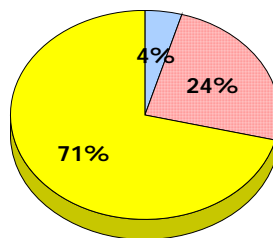
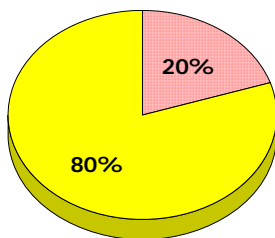
**2011**

AGR (16)



**2010**

AGR (10)



\* In some cases, CRT numbers may exceed AGR numbers based on late enrolments. Pie chart is based on the number of students who wrote the CRT.  
\* Mushuau Innu Natuashish School and Sheshatshiu Innu School are excluded from district and provincial results.

Primary English Language Arts  
4 Year Provincial Assessment, June 2013  
Student Population Report  
(average scores)

District 4 - Eastern

School #: 228 St. Lawrence Academy

**Reading**

**School**

**District**

**Province**

Non - Fiction

Fiction

Non - Fiction

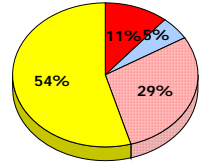
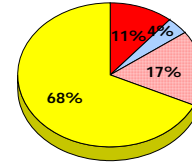
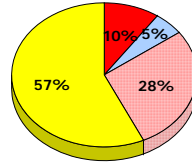
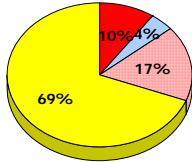
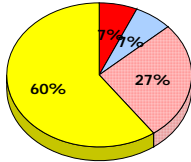
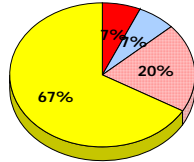
Fiction

Non - Fiction

Fiction

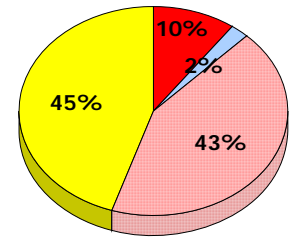
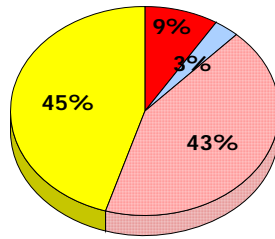
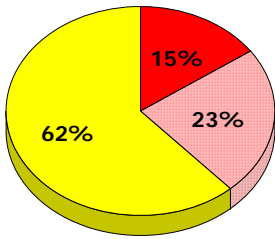
**2013**

Apr 30,  
2013 (15)



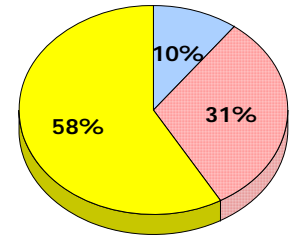
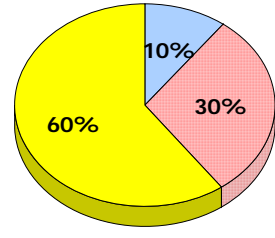
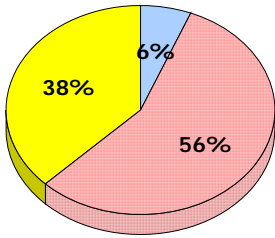
**2012**

Apr 30,  
2012 (13)



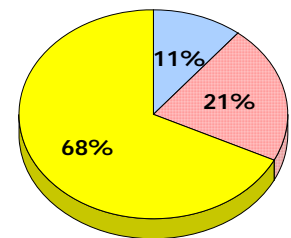
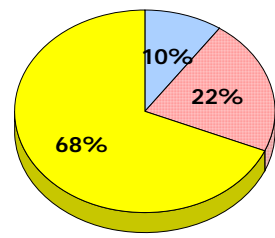
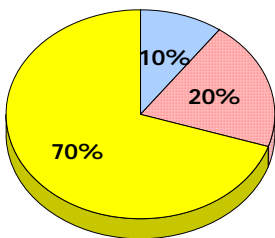
**2011**

AGR (16)



**2010**

AGR (10)



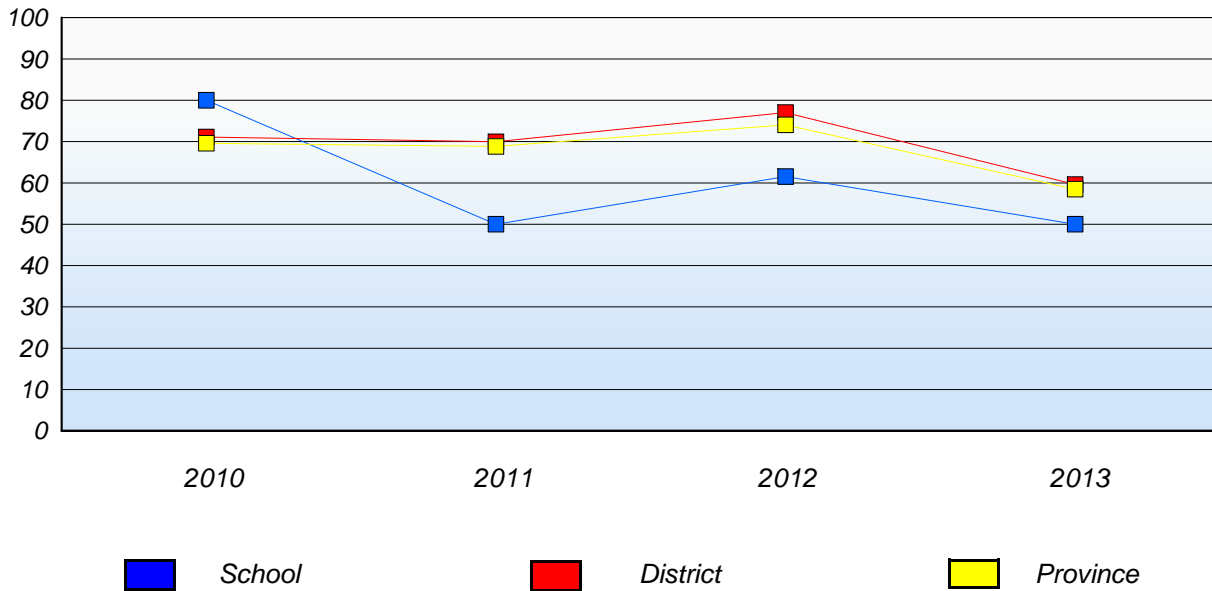
■ Exemption    
 ■ Unknown    
 ■ Not Yet Meeting    
 ■ Meeting or Exceeding

\* In some cases, CRT numbers may exceed AGR numbers based on late enrolments. Pie chart is based on the number of students who wrote the CRT.  
 \* Mushuau Innu Natuashish School and Sheshatshiu Innu School are excluded from district and provincial results.

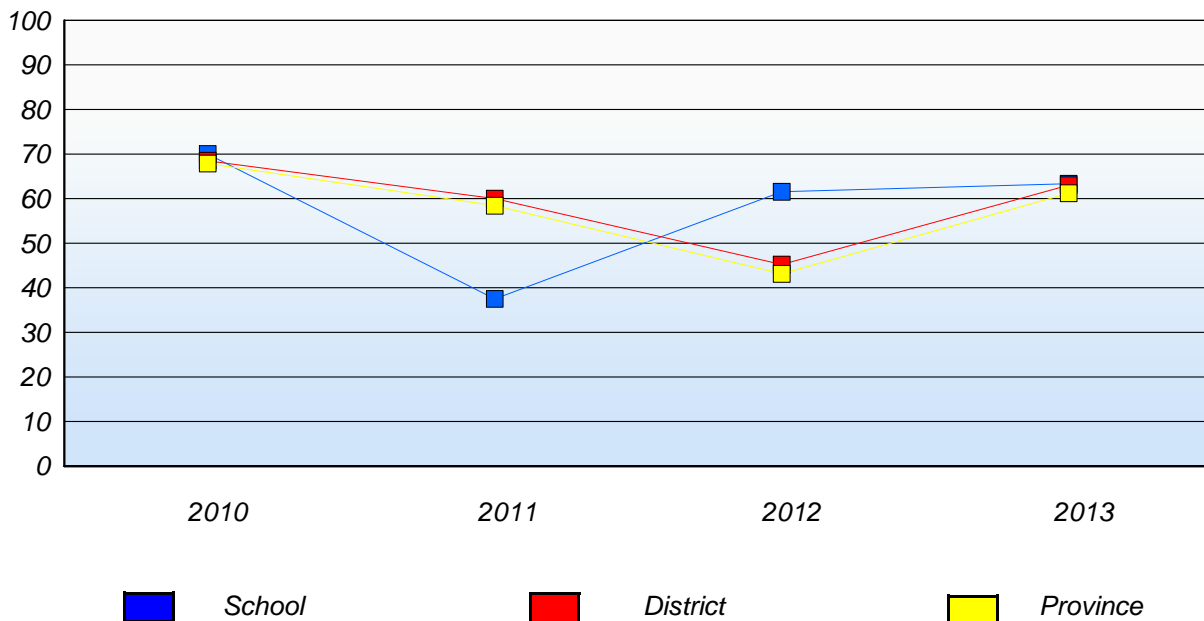
District 4 - Eastern

School #: 228 St. Lawrence Academy

**Demand Writing**  
Percentage of students at level 3 or above (2010 - 2013)



**Reading**  
Percentage of students at level 3 or above (2010 - 2013)



\* In some cases, CRT numbers may exceed AGR numbers based on late enrolments. Pie chart is based on the number of students who wrote the CRT.

\* Mushuau Innu Natuashish School and Sheshatshiu Innu School are excluded from district and provincial results.



**District 4 - Eastern**

School #: 229 St. Joseph's All Grade

***Demand Writing***

***School***

***District***

***Province***

*Creative Writing*

*Persuasive Writing*

*Creative Writing*

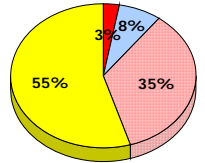
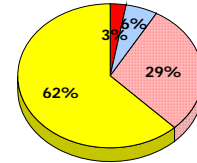
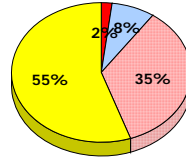
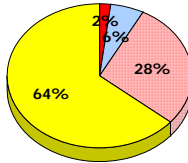
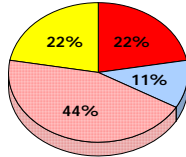
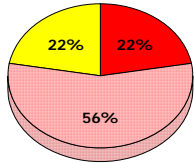
*Persuasive Writing*

*Creative Writing*

*Persuasive Writing*

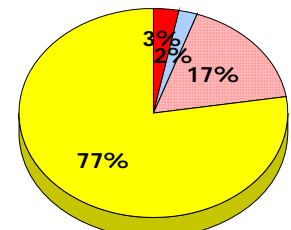
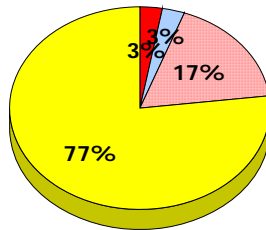
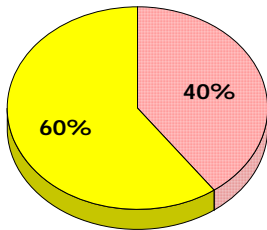
**2013**

Apr 30, 2013 (9)



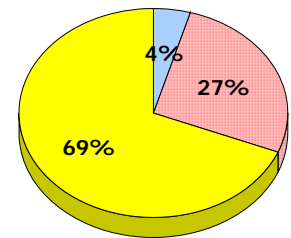
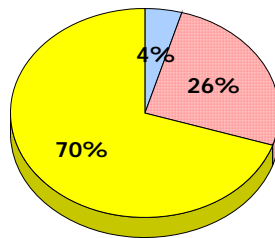
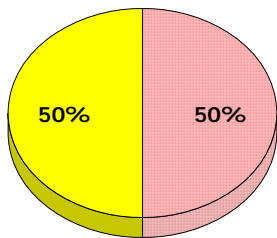
**2012**

Apr 30, 2012 (15)




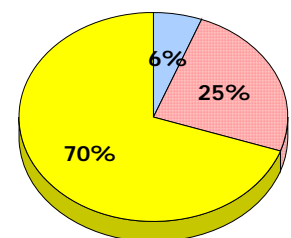
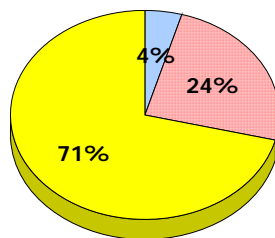
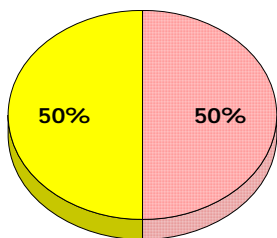
**2011**

AGR (4)



**2010**

AGR (10)



\* In some cases, CRT numbers may exceed AGR numbers based on late enrolments. Pie chart is based on the number of students who wrote the CRT.  
\* Mushuau Innu Natuashish School and Sheshatshiu Innu School are excluded from district and provincial results.

**Primary English Language Arts  
4 Year Provincial Assessment, June 2013  
Student Population Report  
(average scores)**

District 4 - Eastern

School #: 229 St. Joseph's All Grade

**Reading**

**School**

**District**

**Province**

*Non - Fiction*

*Fiction*

*Non - Fiction*

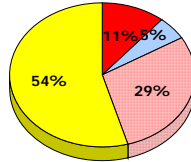
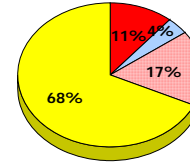
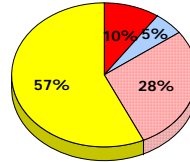
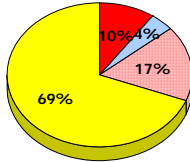
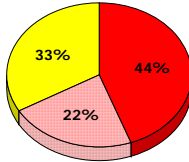
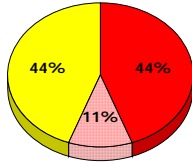
*Fiction*

*Non - Fiction*

*Fiction*

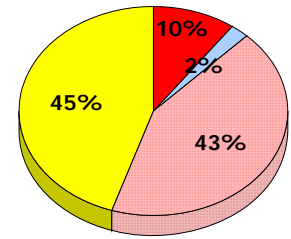
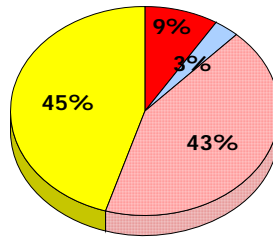
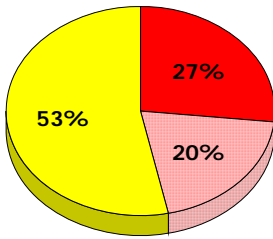
**2013**

Apr 30,  
2013 (9)



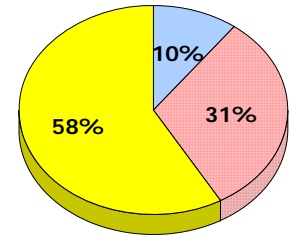
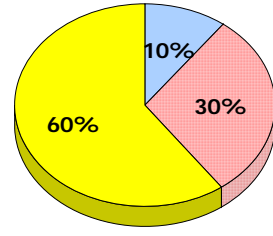
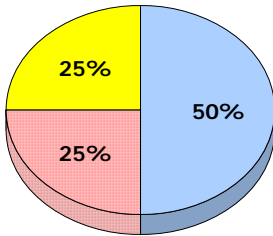
**2012**

Apr 30,  
2012 (15)



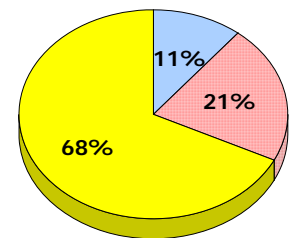
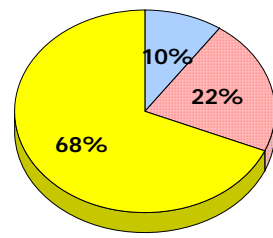
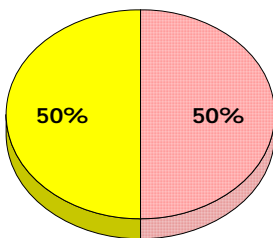
**2011**

AGR (4)



**2010**

AGR (10)



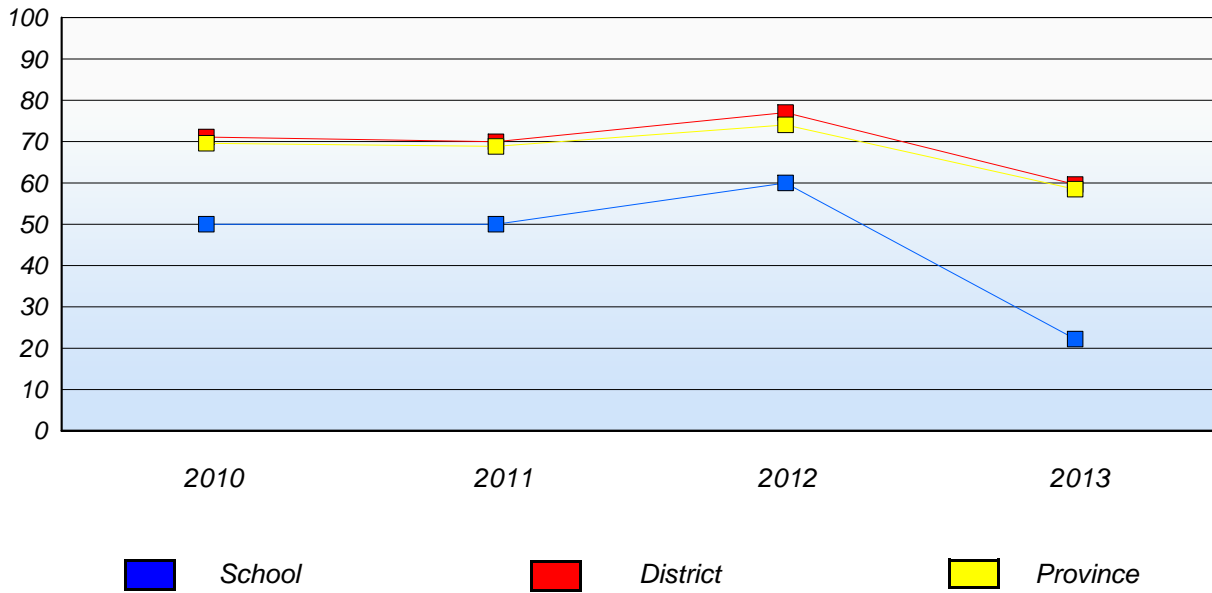
■ Exemption    
 ■ Unknown    
  Not Yet Meeting    
 ■ Meeting or Exceeding

\* In some cases, CRT numbers may exceed AGR numbers based on late enrolments. Pie chart is based on the number of students who wrote the CRT.  
 \* Mushuau Innu Natuashish School and Sheshatshiu Innu School are excluded from district and provincial results.

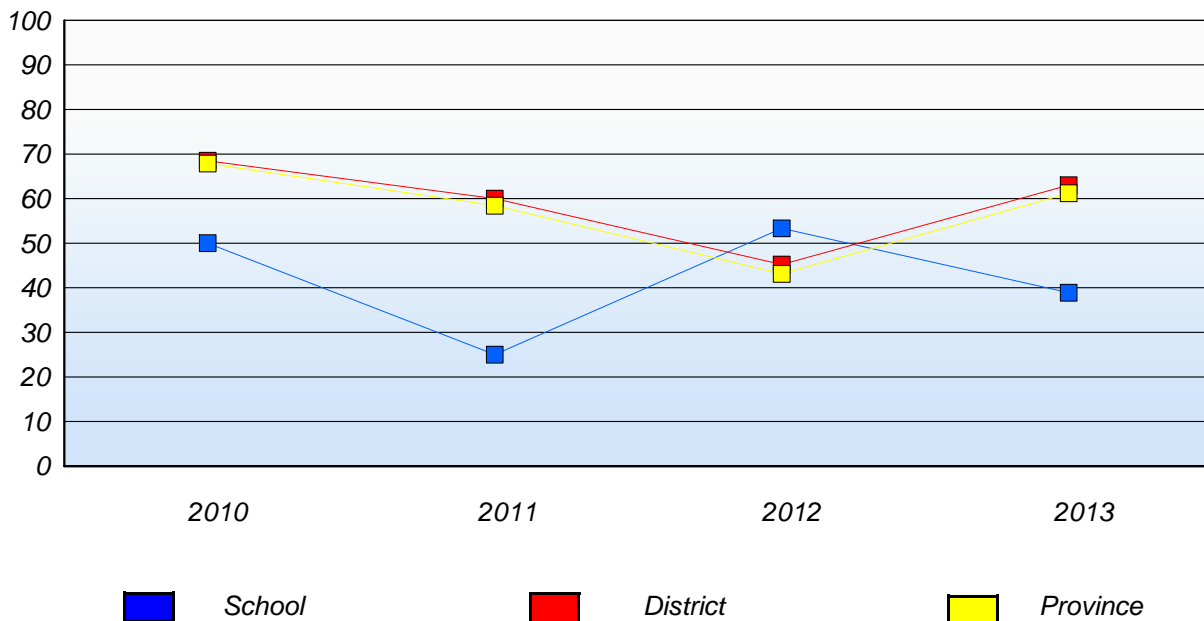
**District 4 - Eastern**

School #: 229 St. Joseph's All Grade

**Demand Writing**  
Percentage of students at level 3 or above (2010 - 2013)



**Reading**  
Percentage of students at level 3 or above (2010 - 2013)



\* In some cases, CRT numbers may exceed AGR numbers based on late enrolments. Pie chart is based on the number of students who wrote the CRT.

\* Mushuau Innu Natuashish School and Sheshatshiu Innu School are excluded from district and provincial results.

District 4 - Eastern

School #: 232 Matthew Elementary School

**Demand Writing**

School

District

Province

Creative Writing

Persuasive Writing

Creative Writing

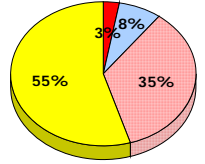
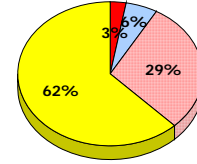
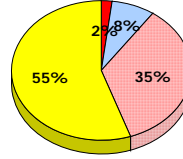
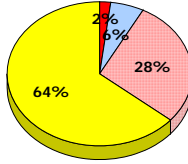
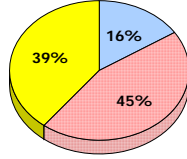
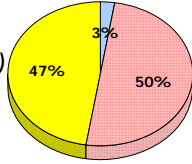
Persuasive Writing

Creative Writing

Persuasive Writing

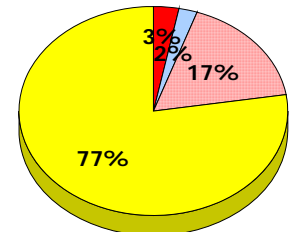
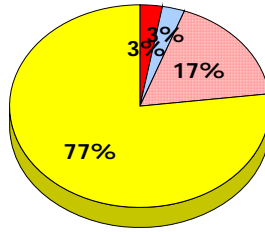
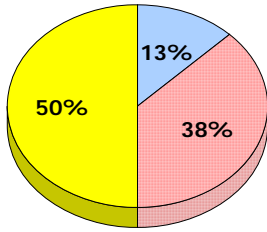
**2013**

Apr 30, 2013 (38)



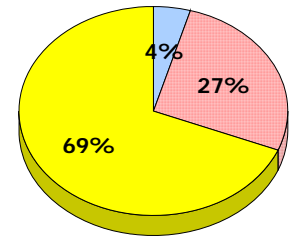
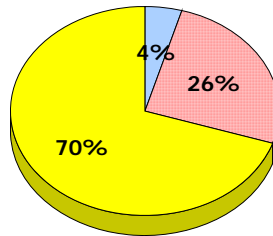
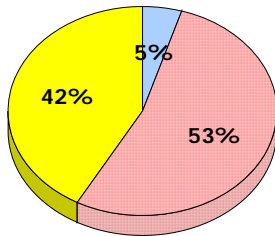
**2012**

Apr 30, 2012 (32)



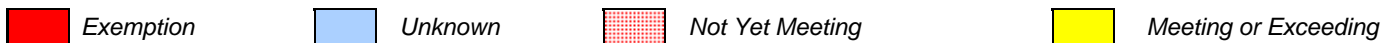
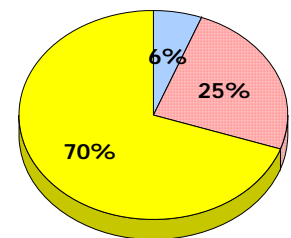
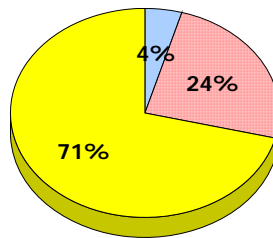
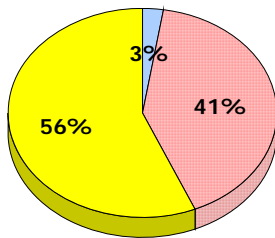
**2011**

AGR (43)



**2010**

AGR (39)



\* In some cases, CRT numbers may exceed AGR numbers based on late enrolments. Pie chart is based on the number of students who wrote the CRT.  
 \* Mushuau Innu Natuashish School and Sheshatshiu Innu School are excluded from district and provincial results.

Primary English Language Arts  
4 Year Provincial Assessment, June 2013  
Student Population Report  
(average scores)

District 4 - Eastern

School #: 232 Matthew Elementary School

**Reading**

**School**

**District**

**Province**

Non - Fiction

Fiction

Non - Fiction

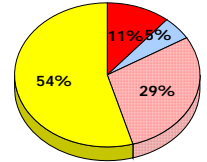
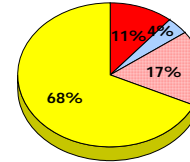
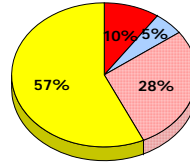
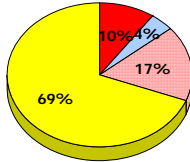
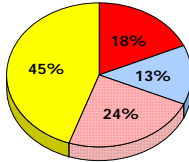
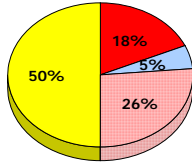
Fiction

Non - Fiction

Fiction

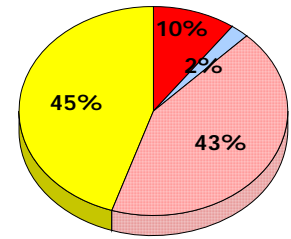
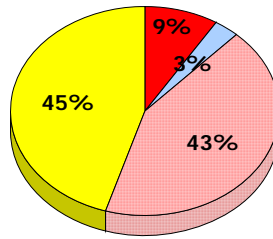
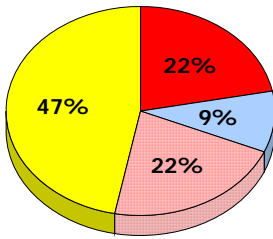
**2013**

Apr 30,  
2013 (38)



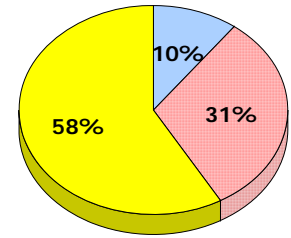
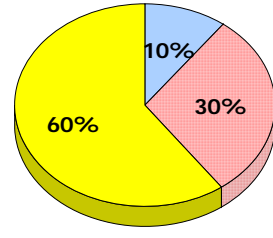
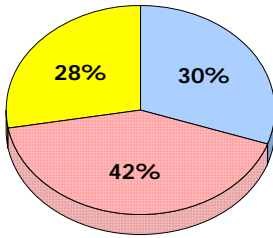
**2012**

Apr 30,  
2012 (32)



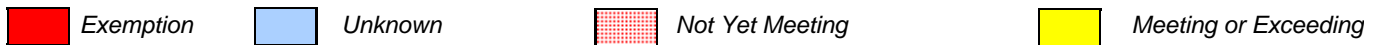
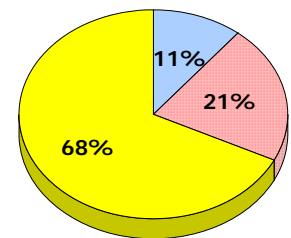
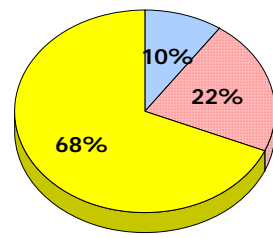
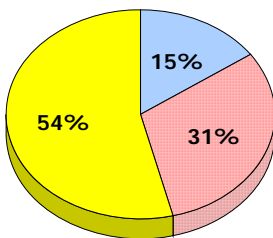
**2011**

AGR (43)



**2010**

AGR (39)

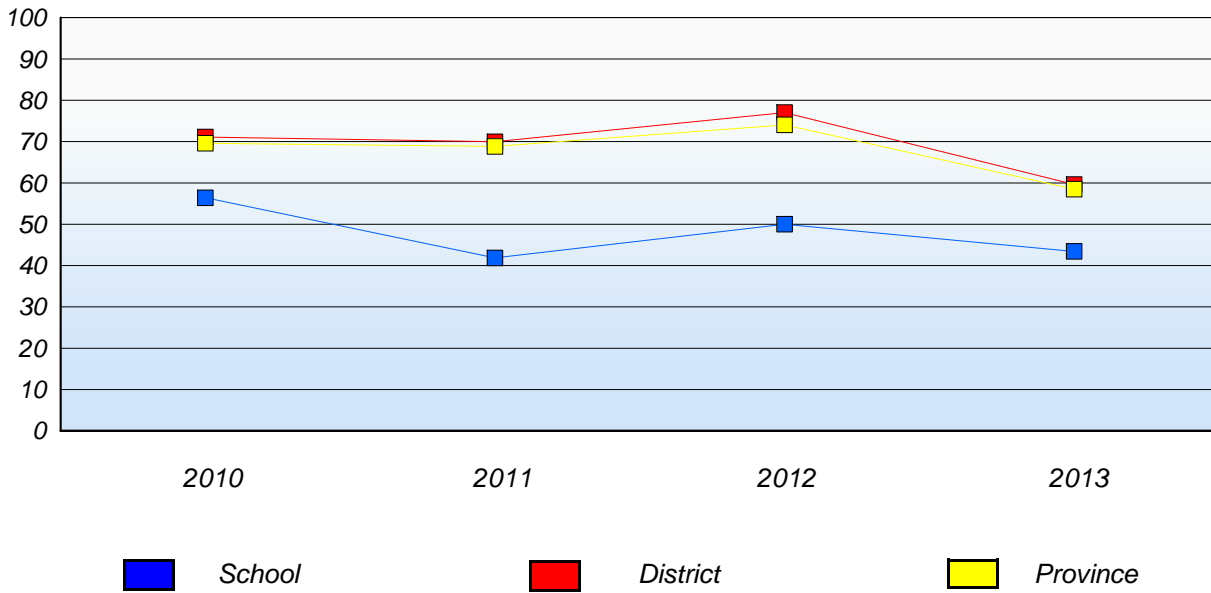


\* In some cases, CRT numbers may exceed AGR numbers based on late enrolments. Pie chart is based on the number of students who wrote the CRT.  
 \* Mushuau Innu Natuashish School and Sheshatshiu Innu School are excluded from district and provincial results.

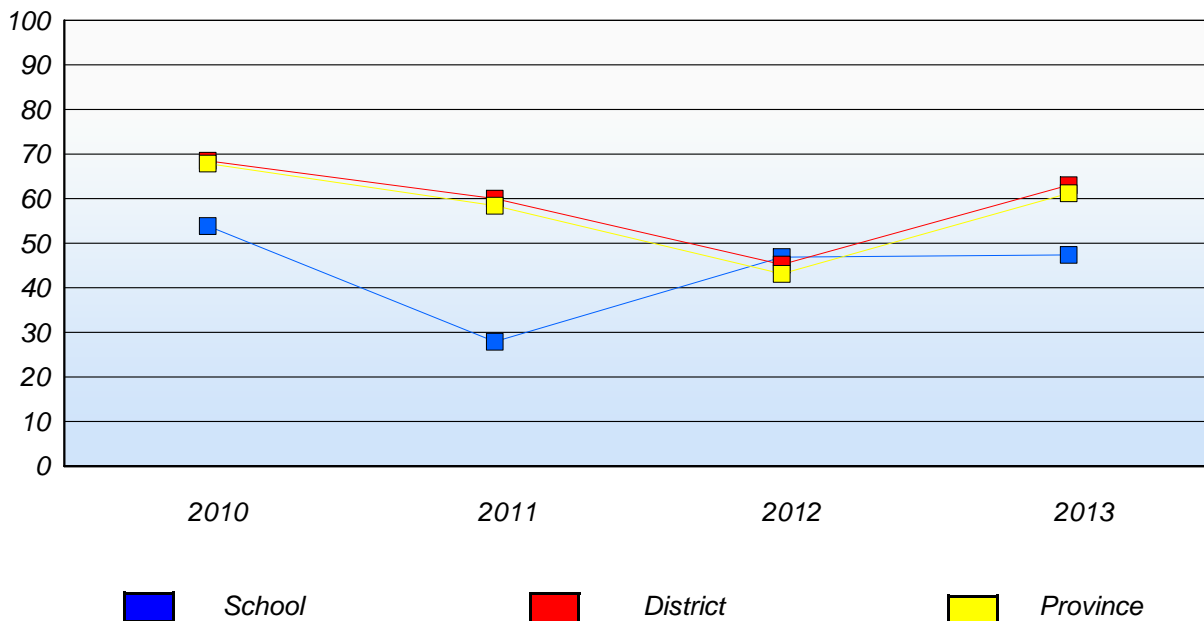
District 4 - Eastern

School #: 232 Matthew Elementary School

**Demand Writing**  
Percentage of students at level 3 or above (2010 - 2013)



**Reading**  
Percentage of students at level 3 or above (2010 - 2013)



\* In some cases, CRT numbers may exceed AGR numbers based on late enrolments. Pie chart is based on the number of students who wrote the CRT.

\* Mushuau Innu Natuashish School and Sheshatshiu Innu School are excluded from district and provincial results.

District 4 - Eastern

School #: 234 Catalina Elementary School

**Demand Writing**

School

District

Province

Creative Writing

Persuasive Writing

Creative Writing

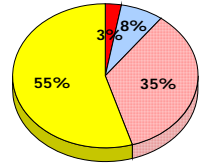
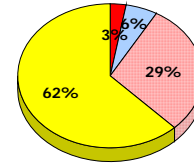
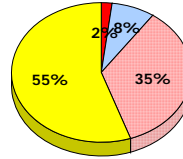
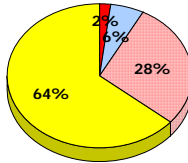
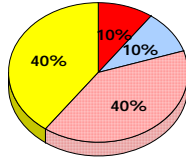
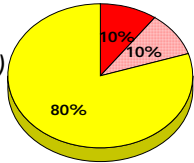
Persuasive Writing

Creative Writing

Persuasive Writing

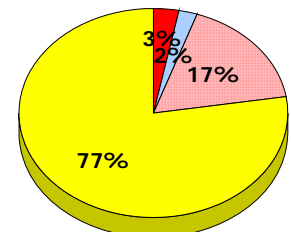
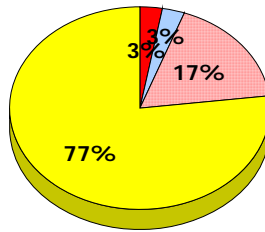
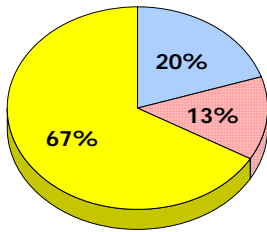
**2013**

Apr 30, 2013 (10)



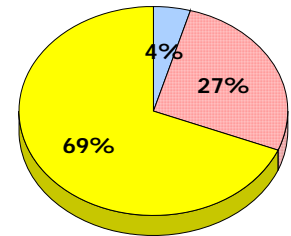
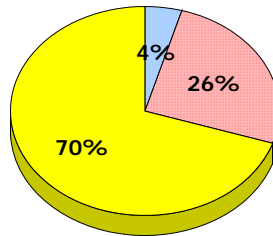
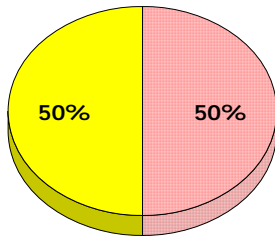
**2012**

Apr 30, 2012 (15)




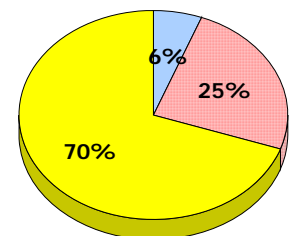
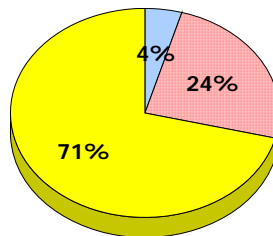
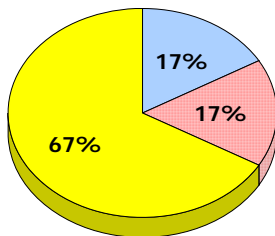
**2011**

AGR (24)



**2010**

AGR (18)



\* In some cases, CRT numbers may exceed AGR numbers based on late enrolments. Pie chart is based on the number of students who wrote the CRT.  
\* Mushuau Innu Natuashish School and Sheshatshiu Innu School are excluded from district and provincial results.

Primary English Language Arts  
4 Year Provincial Assessment, June 2013  
Student Population Report  
(average scores)

District 4 - Eastern

School #: 234 Catalina Elementary School

**Reading**

**School**

**District**

**Province**

Non - Fiction

Fiction

Non - Fiction

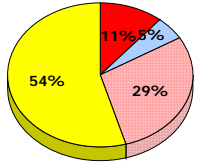
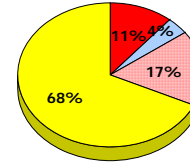
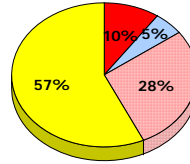
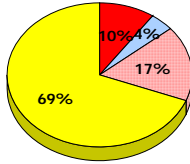
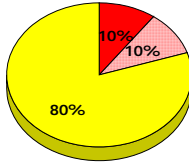
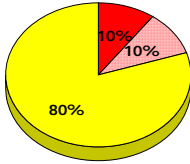
Fiction

Non - Fiction

Fiction

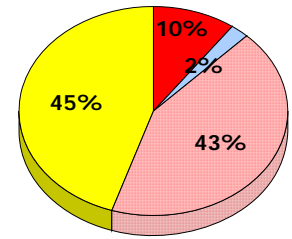
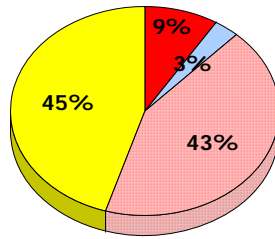
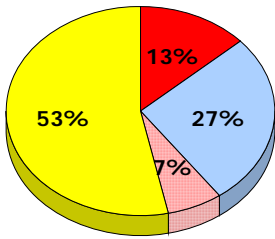
**2013**

Apr 30,  
2013 (10)



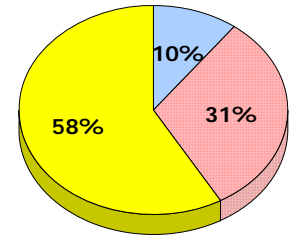
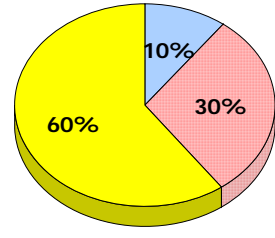
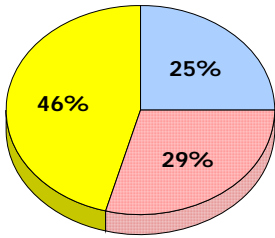
**2012**

Apr 30,  
2012 (15)



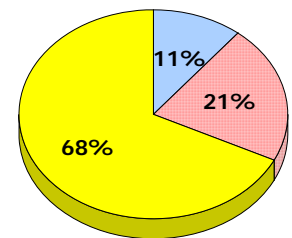
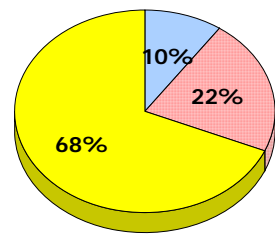
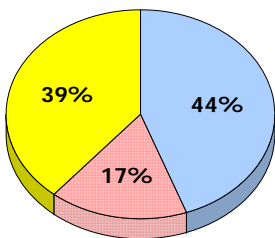
**2011**

AGR (24)



**2010**

AGR (18)



■ Exemption    
 ■ Unknown    
 ■ Not Yet Meeting    
 ■ Meeting or Exceeding

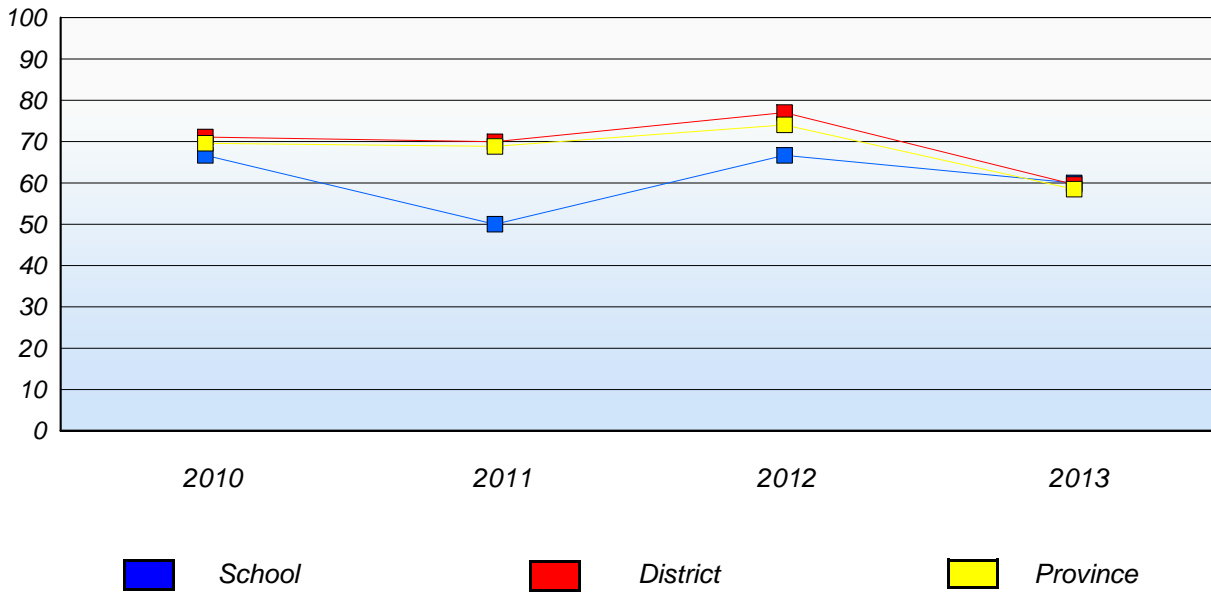
\* In some cases, CRT numbers may exceed AGR numbers based on late enrolments. Pie chart is based on the number of students who wrote the CRT.  
 \* Mushuau Innu Natuashish School and Sheshatshiu Innu School are excluded from district and provincial results.



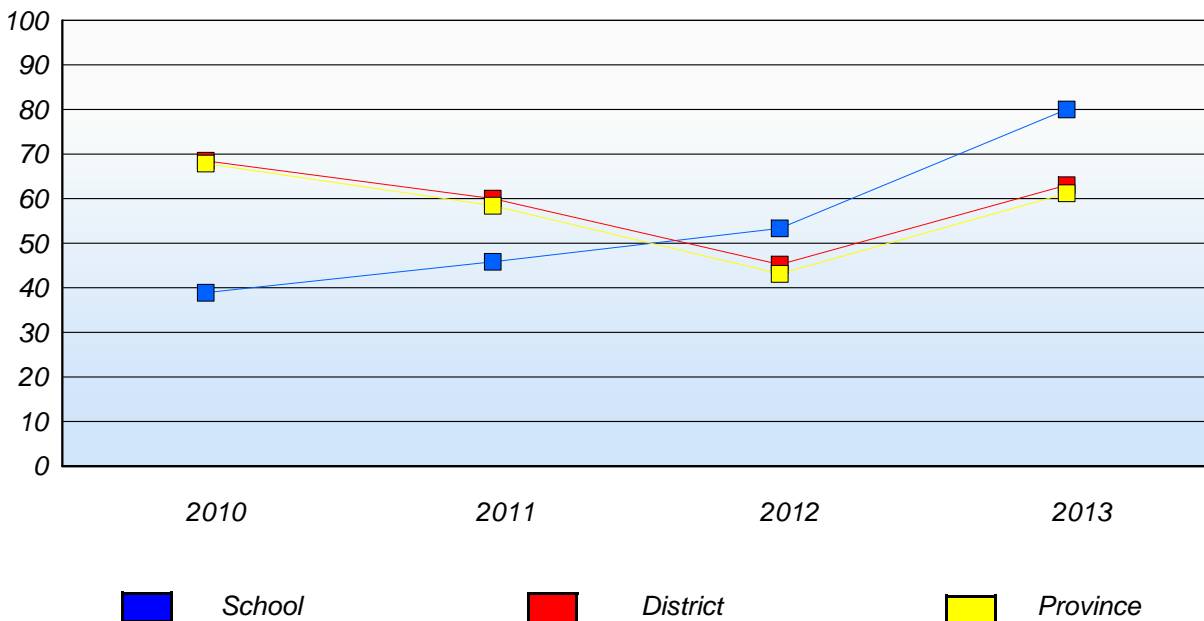
District 4 - Eastern

School #: 234 Catalina Elementary School

**Demand Writing**  
Percentage of students at level 3 or above (2010 - 2013)



**Reading**  
Percentage of students at level 3 or above (2010 - 2013)



\* In some cases, CRT numbers may exceed AGR numbers based on late enrolments. Pie chart is based on the number of students who wrote the CRT.

\* Mushuau Innu Natuashish School and Sheshatshiu Innu School are excluded from district and provincial results.

District 4 - Eastern

School #: 237 Anthony Paddon Elementary

**Demand Writing**

School

District

Province

Creative Writing

Persuasive Writing

Creative Writing

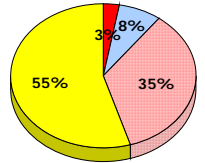
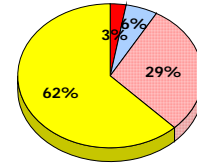
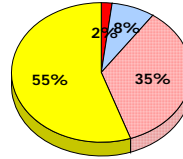
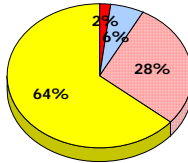
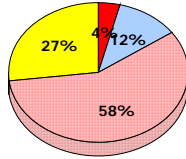
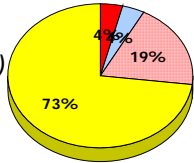
Persuasive Writing

Creative Writing

Persuasive Writing

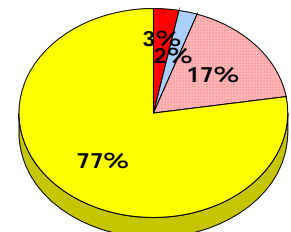
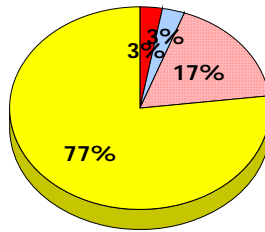
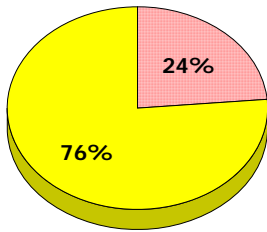
**2013**

Apr 30, 2013 (26)



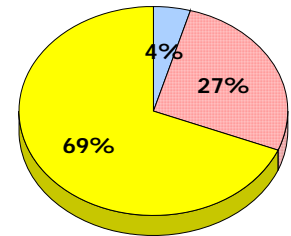
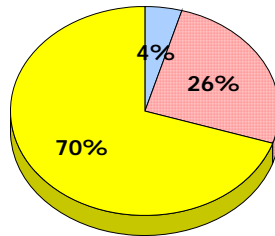
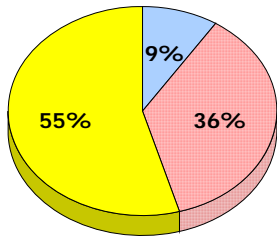
**2012**

Apr 30, 2012 (34)



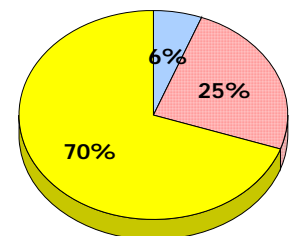
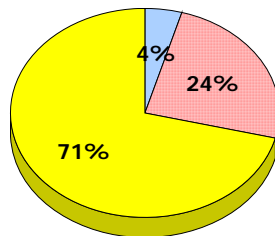
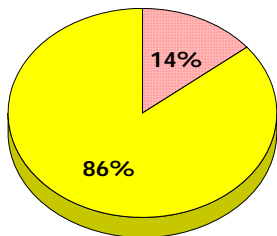
**2011**

AGR (22)



**2010**

AGR (27)



\* In some cases, CRT numbers may exceed AGR numbers based on late enrolments. Pie chart is based on the number of students who wrote the CRT.  
 \* Mushuau Innu Natuashish School and Sheshatshiu Innu School are excluded from district and provincial results.

District 4 - Eastern

School #: 237 Anthony Paddon Elementary

**Reading**

**School**

**District**

**Province**

Non - Fiction

Fiction

Non - Fiction

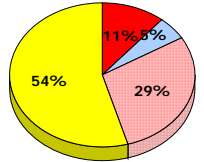
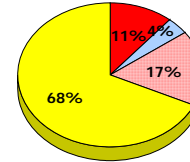
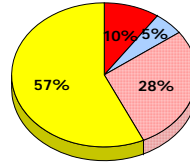
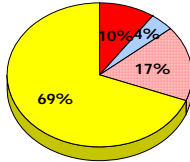
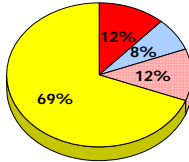
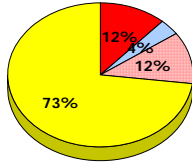
Fiction

Non - Fiction

Fiction

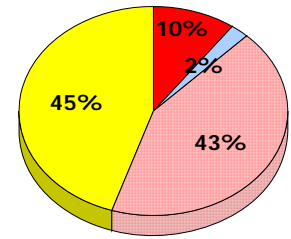
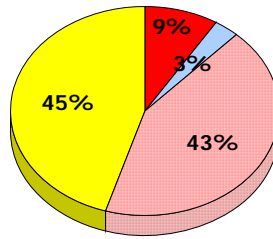
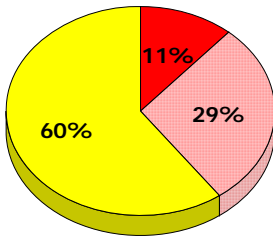
**2013**

Apr 30,  
2013 (26)



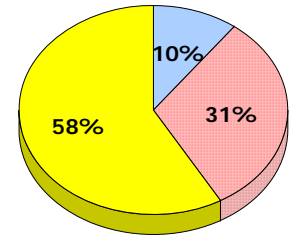
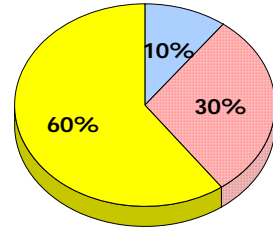
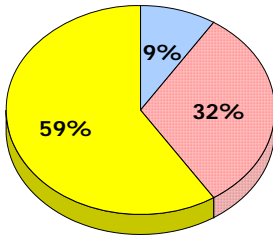
**2012**

Apr 30,  
2012 (34)



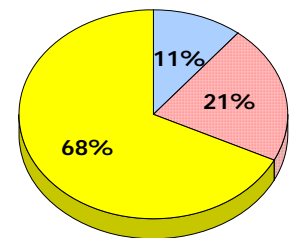
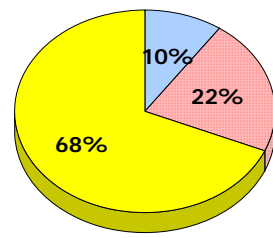
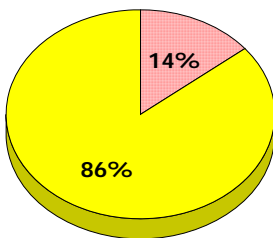
**2011**

AGR (22)



**2010**

AGR (27)



■ Exemption    
 ■ Unknown    
 ■ Not Yet Meeting    
 ■ Meeting or Exceeding

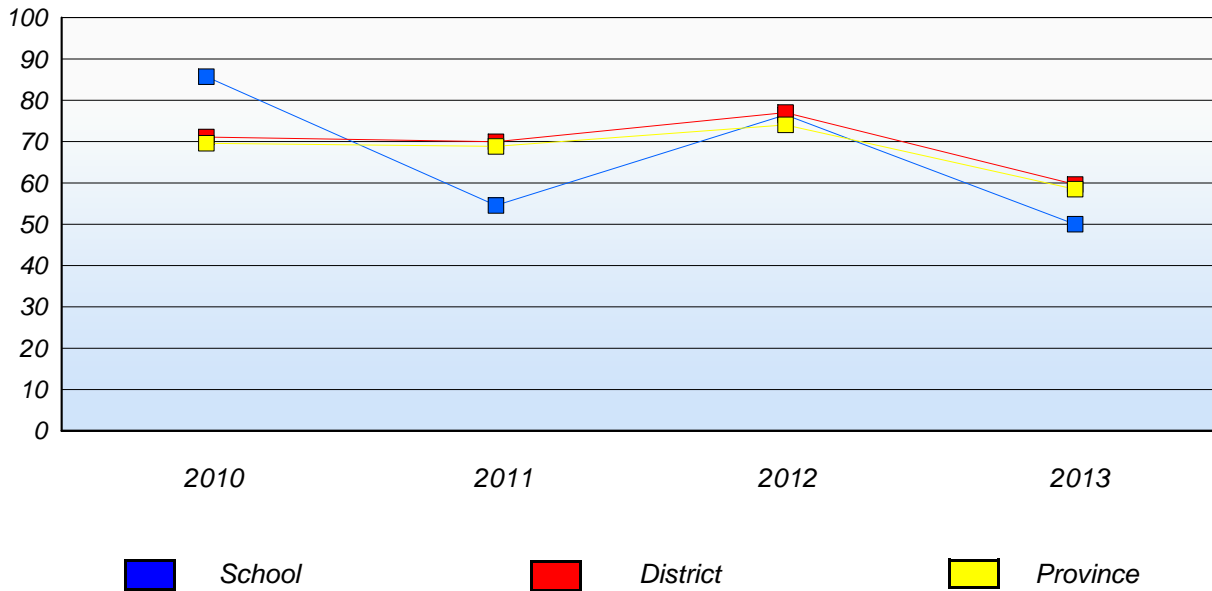
\* In some cases, CRT numbers may exceed AGR numbers based on late enrolments. Pie chart is based on the number of students who wrote the CRT.  
 \* Mushuau Innu Natuashish School and Sheshatshiu Innu School are excluded from district and provincial results.

District 4 - Eastern

School #: 237 Anthony Paddon Elementary

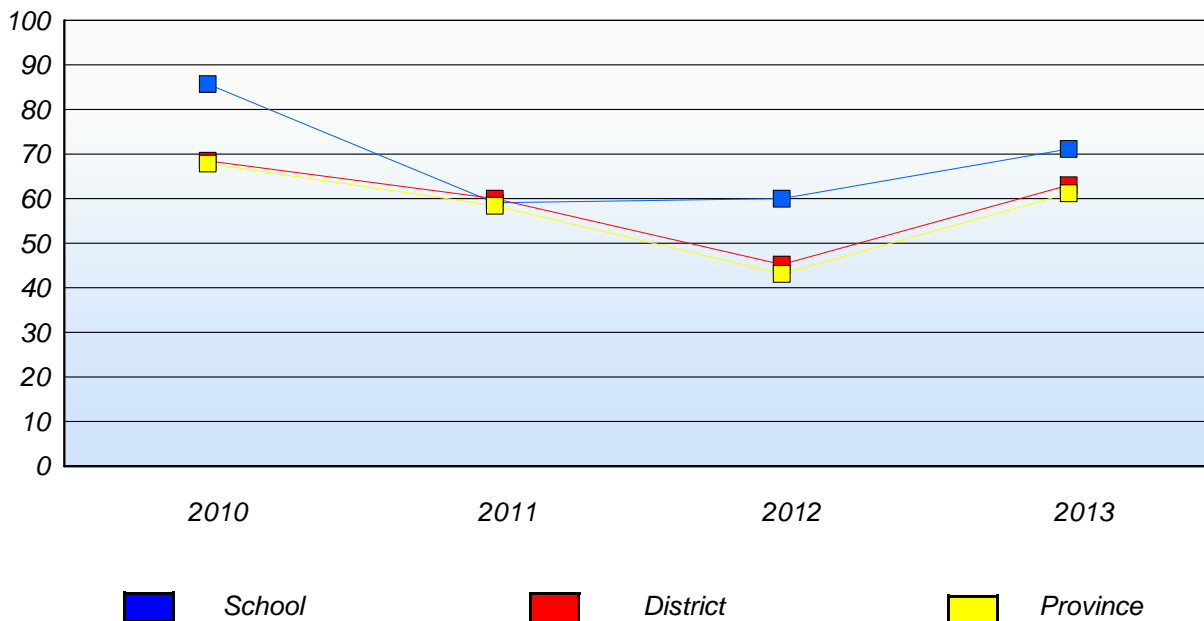
**Demand Writing**

Percentage of students at level 3 or above (2010 - 2013)



**Reading**

Percentage of students at level 3 or above (2010 - 2013)



\* In some cases, CRT numbers may exceed AGR numbers based on late enrolments. Pie chart is based on the number of students who wrote the CRT.

\* Mushuau Innu Natuashish School and Sheshatshiu Innu School are excluded from district and provincial results.

District 4 - Eastern

School #: 240 Bishop White School

**Demand Writing**

School

District

Province

Creative Writing

Persuasive Writing

Creative Writing

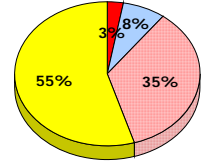
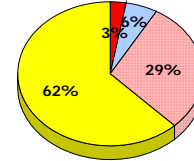
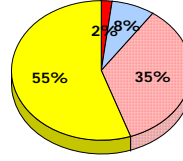
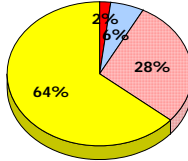
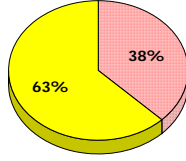
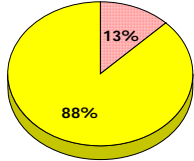
Persuasive Writing

Creative Writing

Persuasive Writing

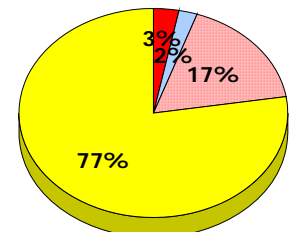
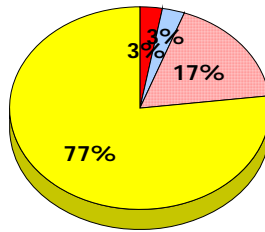
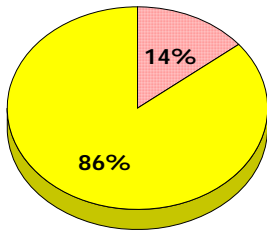
**2013**

Apr 30, 2013 (8)



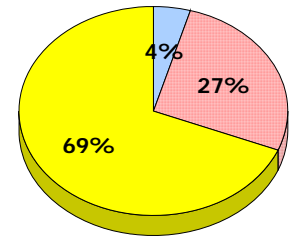
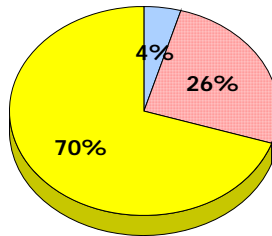
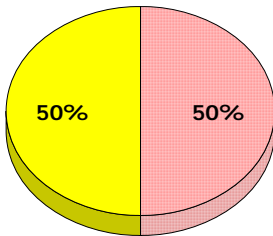
**2012**

Apr 30, 2012 (7)



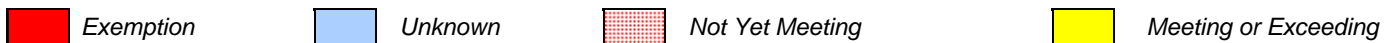
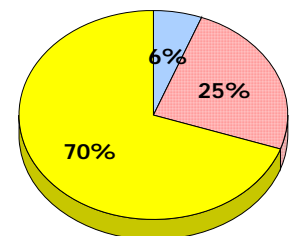
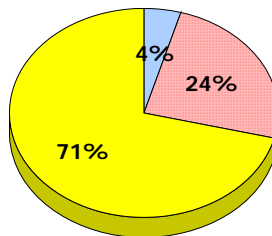
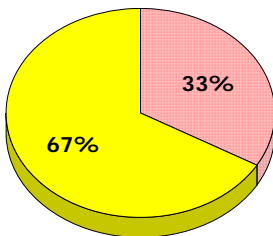
**2011**

AGR (6)



**2010**

AGR (9)



\* In some cases, CRT numbers may exceed AGR numbers based on late enrolments. Pie chart is based on the number of students who wrote the CRT.  
\* Mushuau Innu Natuashish School and Sheshatshiu Innu School are excluded from district and provincial results.

District 4 - Eastern

School #: 240 Bishop White School

**Reading**

**School**

**District**

**Province**

Non - Fiction

Fiction

Non - Fiction

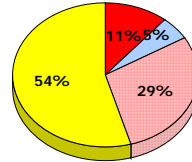
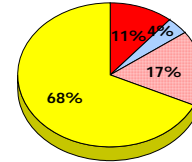
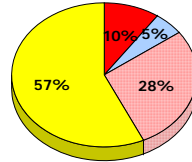
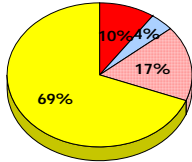
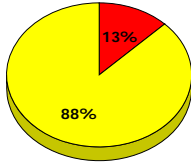
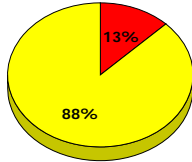
Fiction

Non - Fiction

Fiction

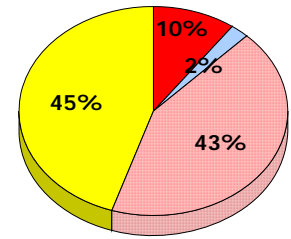
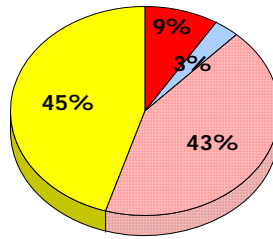
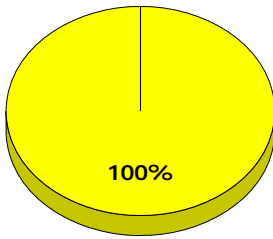
**2013**

Apr 30,  
2013 (8)



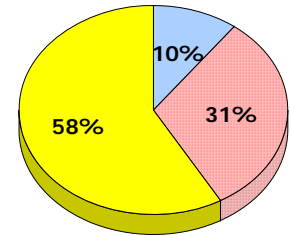
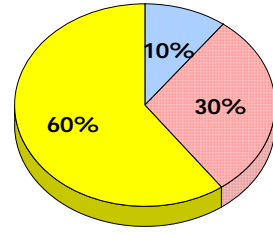
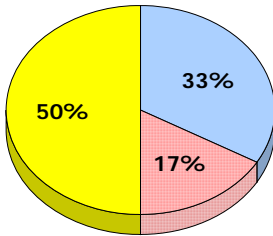
**2012**

Apr 30,  
2012 (7)



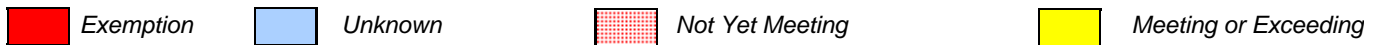
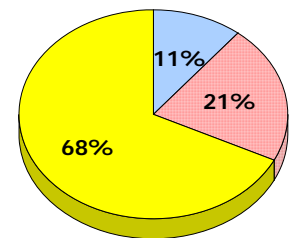
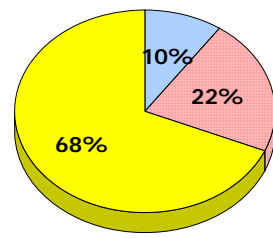
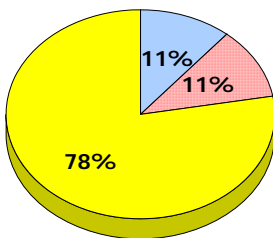
**2011**

AGR (6)



**2010**

AGR (9)

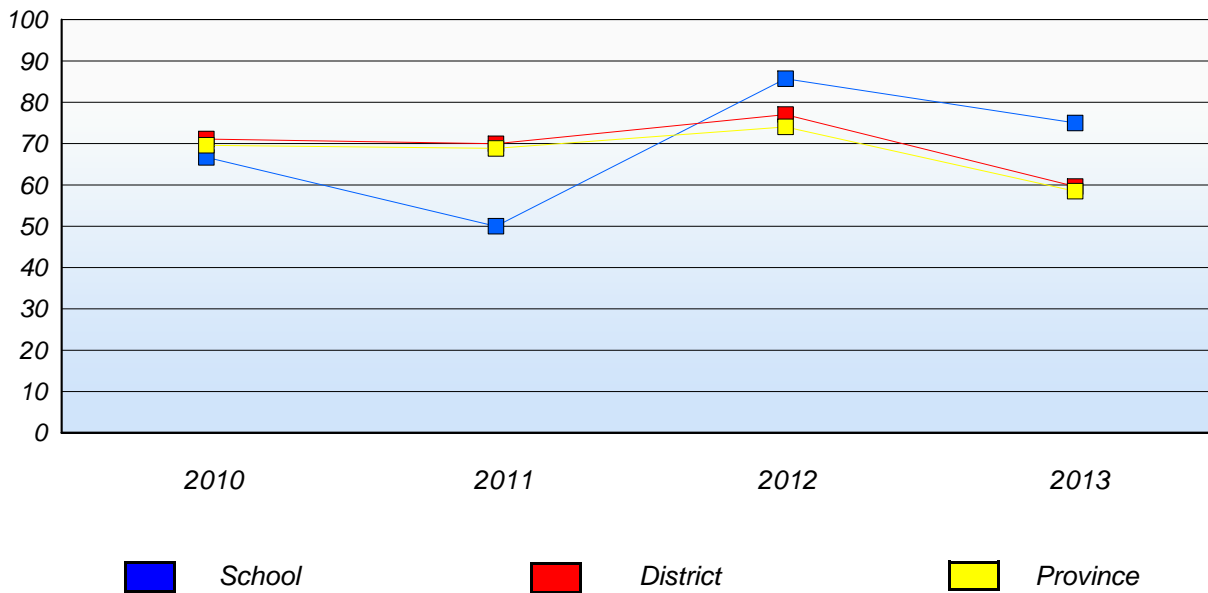


\* In some cases, CRT numbers may exceed AGR numbers based on late enrolments. Pie chart is based on the number of students who wrote the CRT.  
 \* Mushuau Innu Natuashish School and Sheshatshiu Innu School are excluded from district and provincial results.

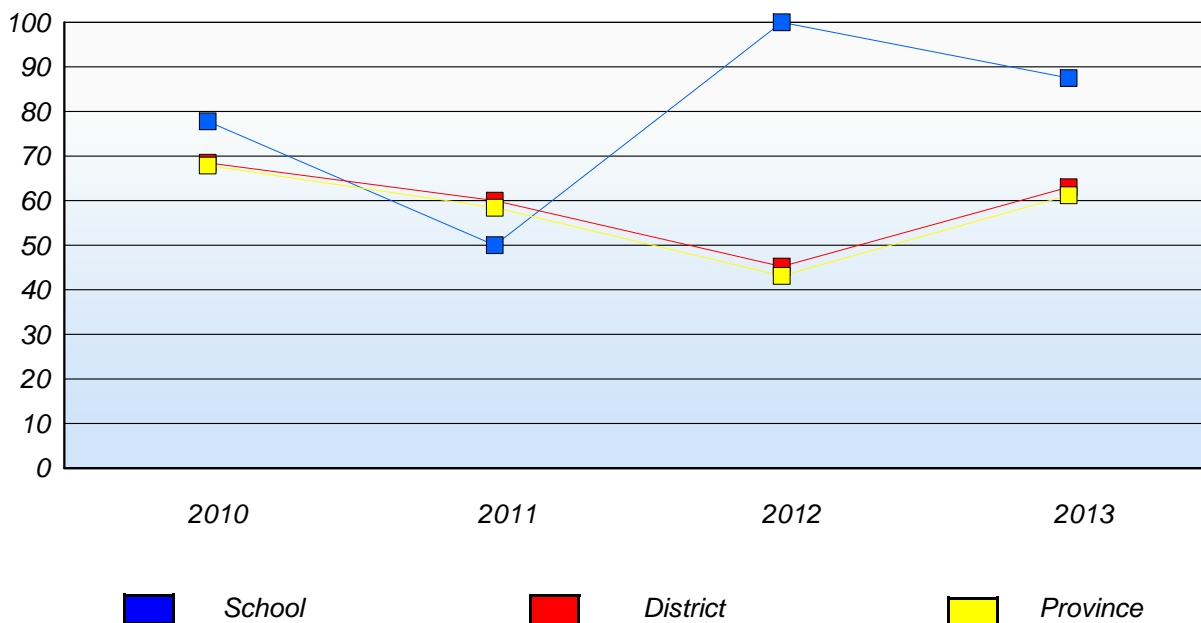
District 4 - Eastern

School #: 240 Bishop White School

**Demand Writing**  
Percentage of students at level 3 or above (2010 - 2013)



**Reading**  
Percentage of students at level 3 or above (2010 - 2013)



\* In some cases, CRT numbers may exceed AGR numbers based on late enrolments. Pie chart is based on the number of students who wrote the CRT.

\* Mushuau Innu Natuashish School and Sheshatshiu Innu School are excluded from district and provincial results.

District 4 - Eastern

School #: 242 Random Island Academy

**Demand Writing**

School

District

Province

Creative Writing

Persuasive Writing

Creative Writing

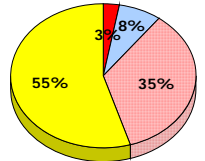
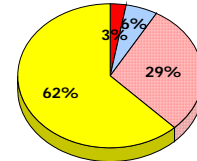
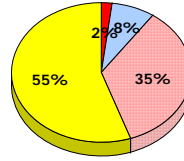
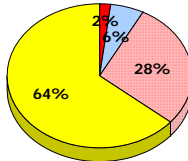
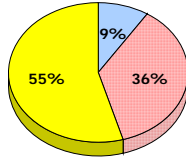
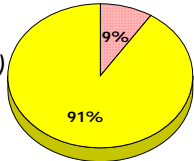
Persuasive Writing

Creative Writing

Persuasive Writing

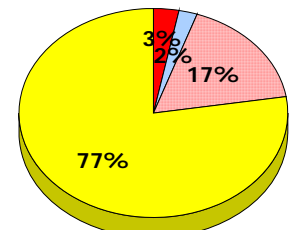
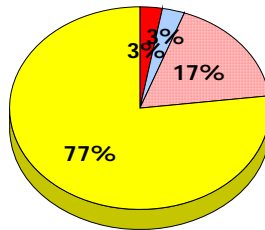
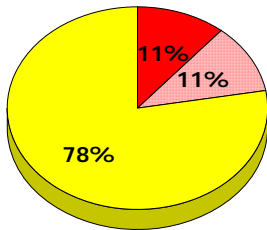
**2013**

Apr 30, 2013 (11)



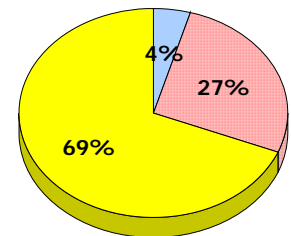
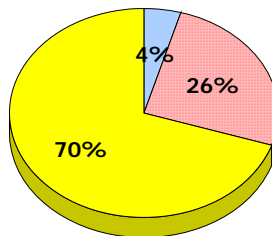
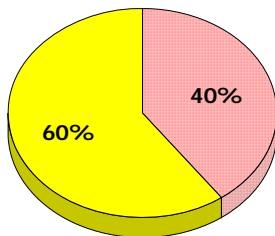
**2012**

Apr 30, 2012 (9)



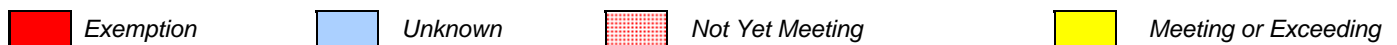
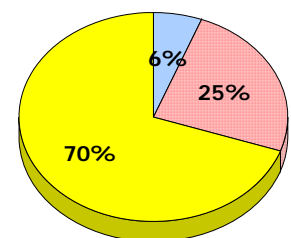
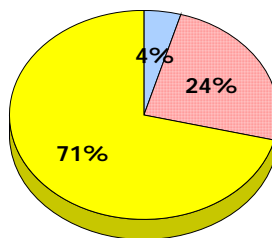
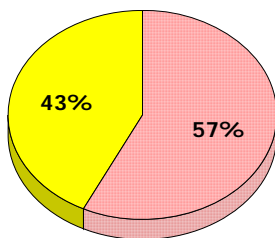
**2011**

AGR (9)



**2010**

AGR (14)



\* In some cases, CRT numbers may exceed AGR numbers based on late enrolments. Pie chart is based on the number of students who wrote the CRT.  
 \* Mushuau Innu Natuashish School and Sheshatshiu Innu School are excluded from district and provincial results.



**Primary English Language Arts  
4 Year Provincial Assessment, June 2013  
Student Population Report  
(average scores)**

District 4 - Eastern

School #: 242 Random Island Academy

**Reading**

**School**

**District**

**Province**

Non - Fiction

Fiction

Non - Fiction

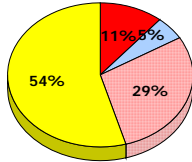
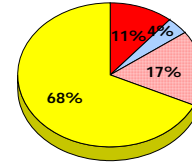
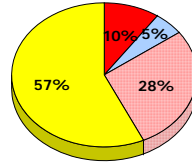
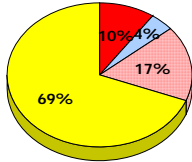
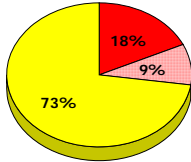
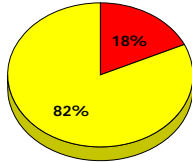
Fiction

Non - Fiction

Fiction

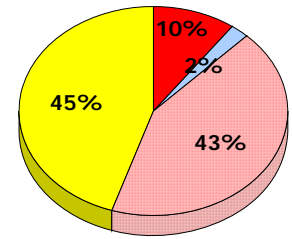
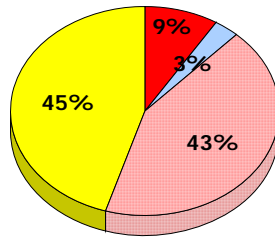
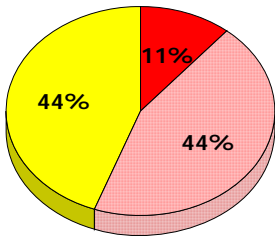
**2013**

Apr 30,  
2013 (11)



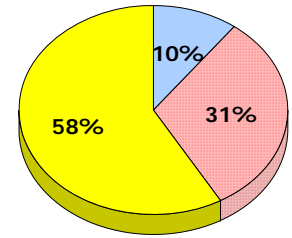
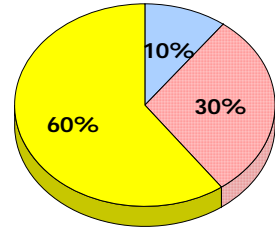
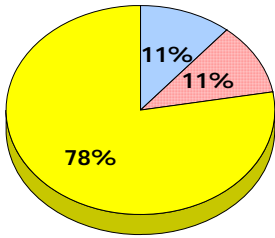
**2012**

Apr 30,  
2012 (9)



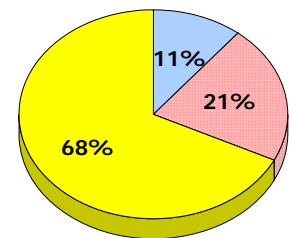
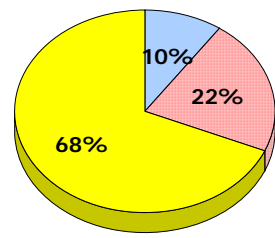
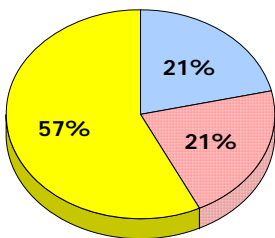
**2011**

AGR (9)



**2010**

AGR (14)



■ Exemption    
 ■ Unknown    
  Not Yet Meeting    
 ■ Meeting or Exceeding

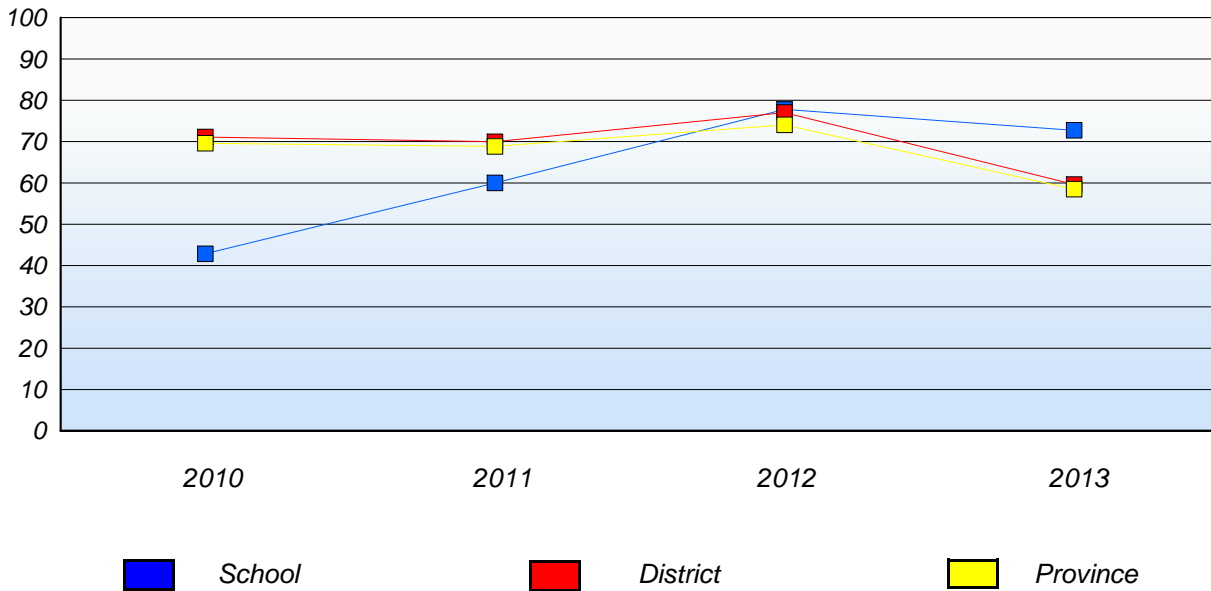
\* In some cases, CRT numbers may exceed AGR numbers based on late enrolments. Pie chart is based on the number of students who wrote the CRT.  
 \* Mushuau Innu Natuashish School and Sheshatshiu Innu School are excluded from district and provincial results.

District 4 - Eastern

School #: 242 Random Island Academy

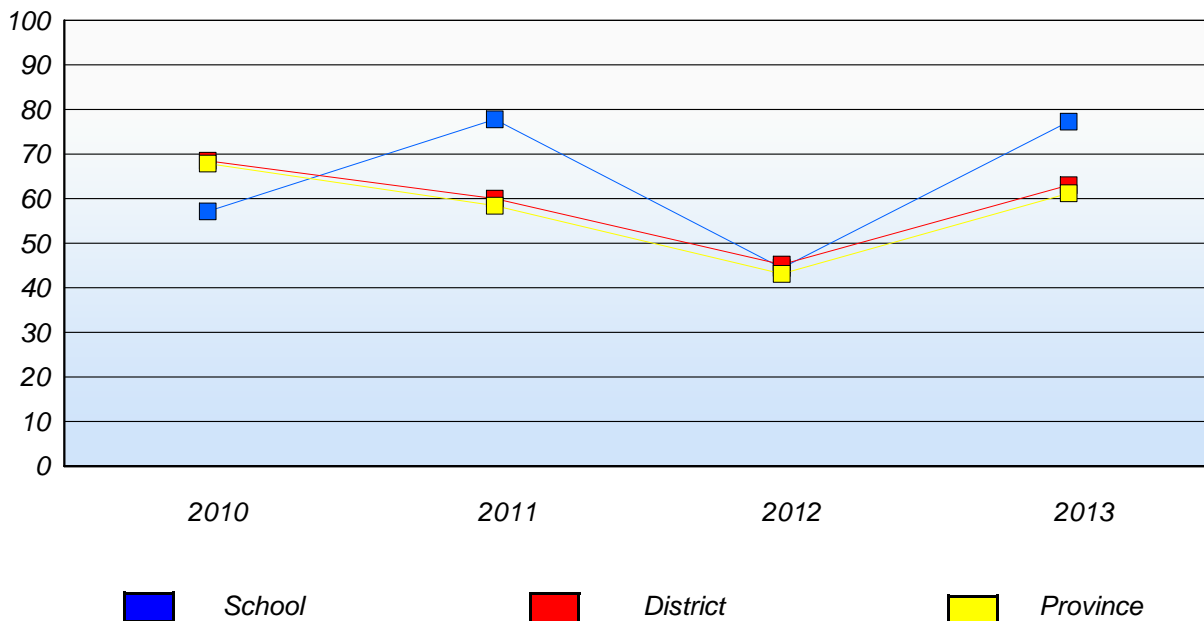
**Demand Writing**

Percentage of students at level 3 or above (2010 - 2013)



**Reading**

Percentage of students at level 3 or above (2010 - 2013)



\* In some cases, CRT numbers may exceed AGR numbers based on late enrolments. Pie chart is based on the number of students who wrote the CRT.

\* Mushuau Innu Natuashish School and Sheshatshiu Innu School are excluded from district and provincial results.

District 4 - Eastern

School #: 243 Riverside Elementary

**Demand Writing**

School

District

Province

Creative Writing

Persuasive Writing

Creative Writing

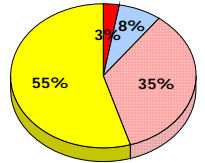
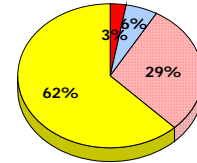
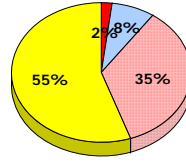
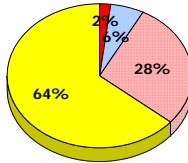
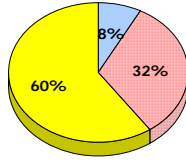
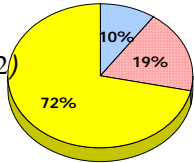
Persuasive Writing

Creative Writing

Persuasive Writing

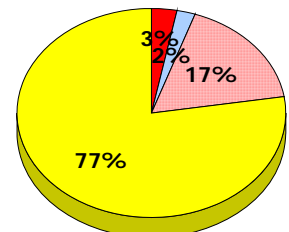
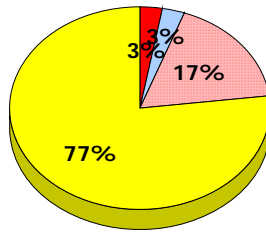
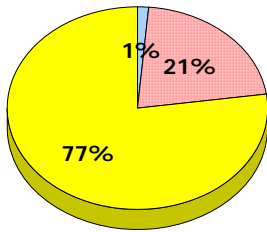
**2013**

Apr 30, 2013 (102)



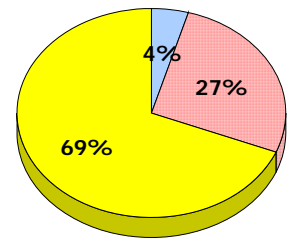
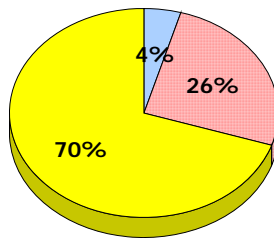
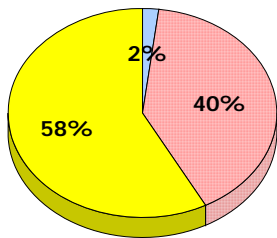
**2012**

Apr 30, 2012 (70)



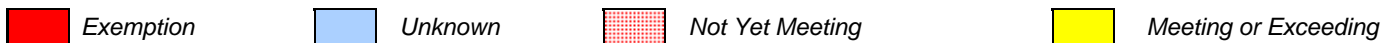
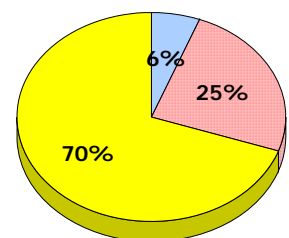
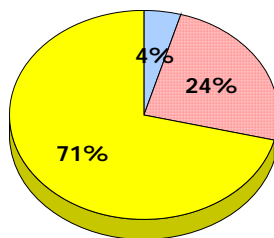
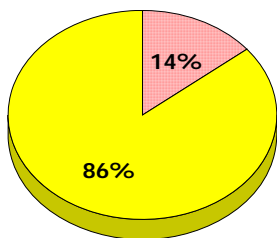
**2011**

AGR (52)



**2010**

AGR (42)



\* In some cases, CRT numbers may exceed AGR numbers based on late enrolments. Pie chart is based on the number of students who wrote the CRT.  
 \* Mushuau Innu Natuashish School and Sheshatshiu Innu School are excluded from district and provincial results.

Primary English Language Arts  
4 Year Provincial Assessment, June 2013  
Student Population Report  
(average scores)

District 4 - Eastern

School #: 243 Riverside Elementary

**Reading**

**School**

**District**

**Province**

Non - Fiction

Fiction

Non - Fiction

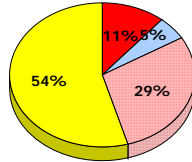
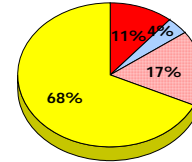
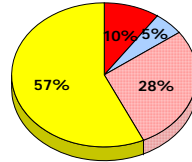
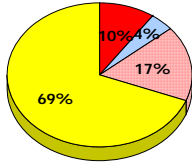
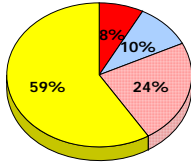
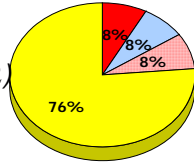
Fiction

Non - Fiction

Fiction

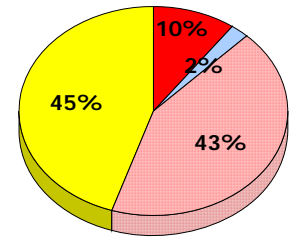
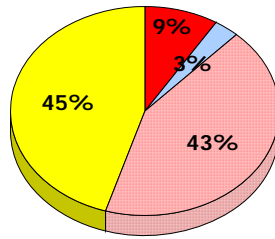
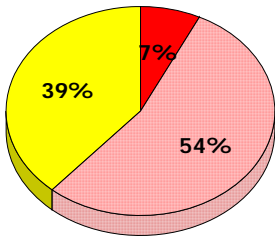
**2013**

Apr 30,  
2013 (102)



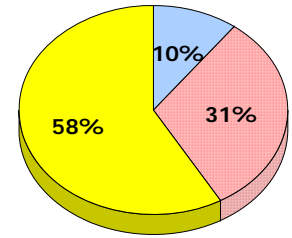
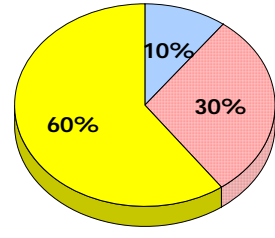
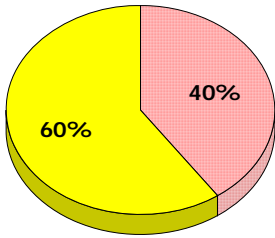
**2012**

Apr 30,  
2012 (70)



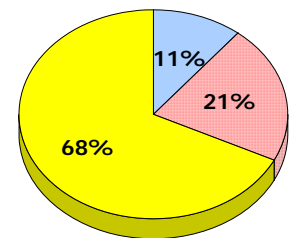
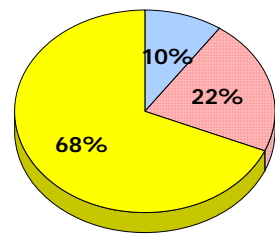
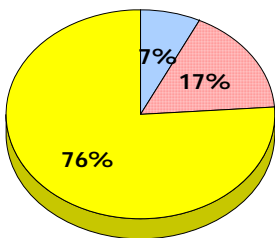
**2011**

AGR (52)



**2010**

AGR (42)



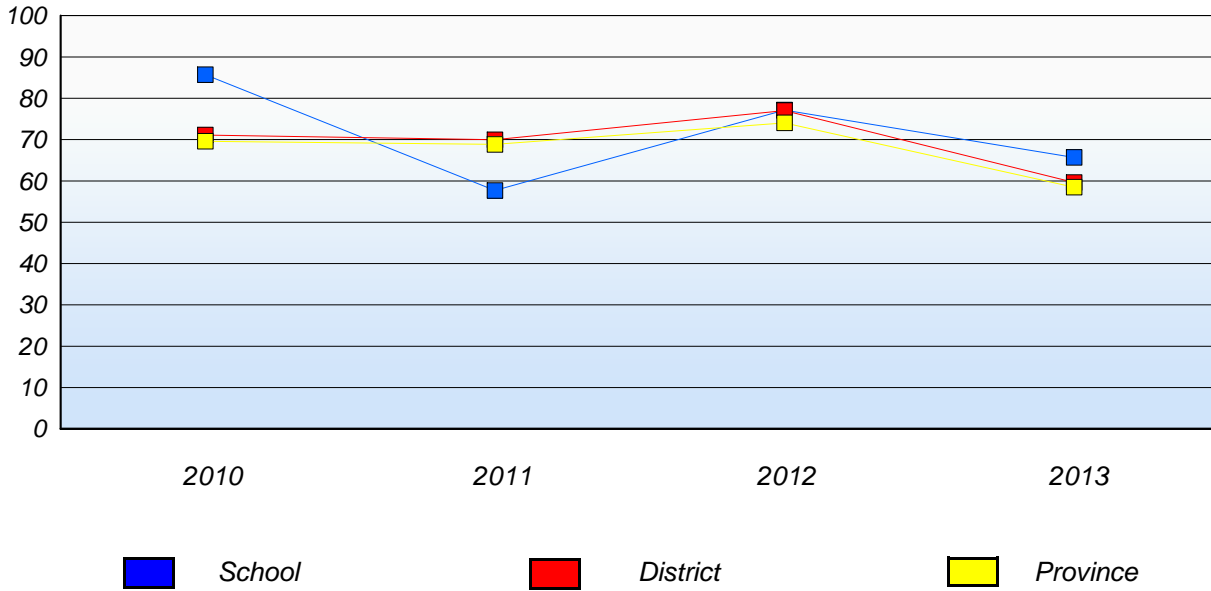
■ Exemption    
 ■ Unknown    
 ■ Not Yet Meeting    
 ■ Meeting or Exceeding

\* In some cases, CRT numbers may exceed AGR numbers based on late enrolments. Pie chart is based on the number of students who wrote the CRT.  
 \* Mushuau Innu Natuashish School and Sheshatshiu Innu School are excluded from district and provincial results.

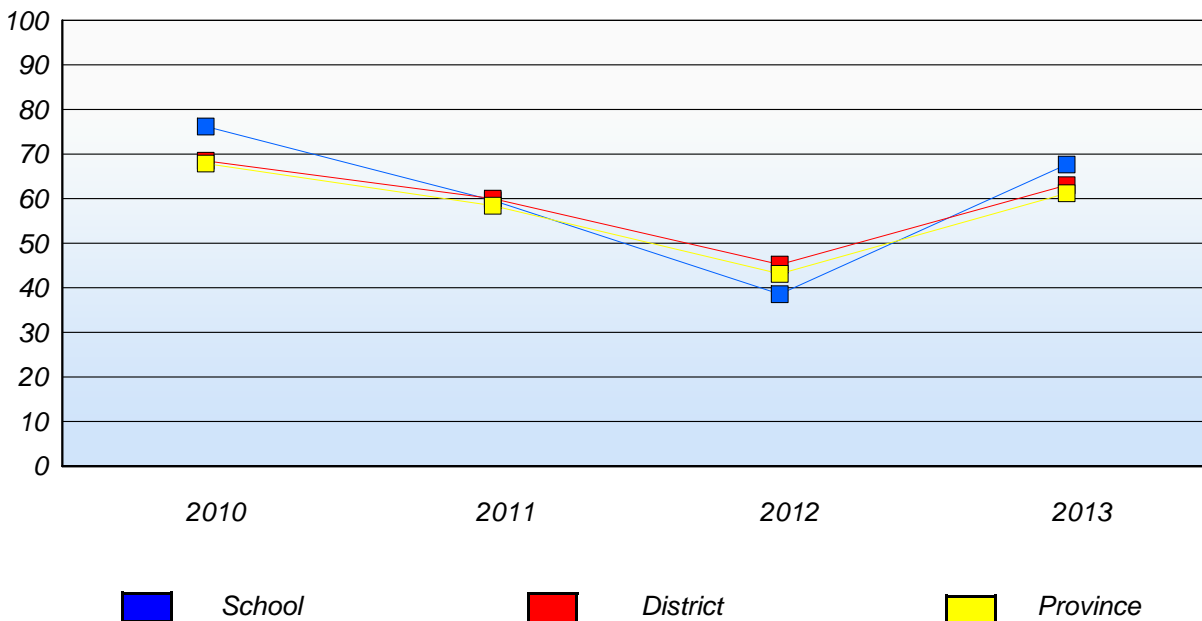
District 4 - Eastern

School #: 243 Riverside Elementary

**Demand Writing**  
Percentage of students at level 3 or above (2010 - 2013)



**Reading**  
Percentage of students at level 3 or above (2010 - 2013)



\* In some cases, CRT numbers may exceed AGR numbers based on late enrolments. Pie chart is based on the number of students who wrote the CRT.

\* Mushuau Innu Natuashish School and Sheshatshiu Innu School are excluded from district and provincial results.

District 4 - Eastern

School #: 246 Swift Current Academy

**Demand Writing**

School

District

Province

Creative Writing

Persuasive Writing

Creative Writing

Persuasive Writing

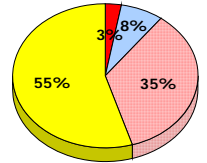
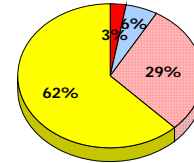
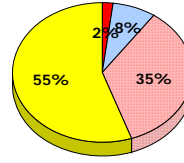
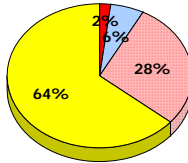
Creative Writing

Persuasive Writing

**2013**

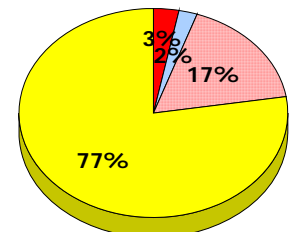
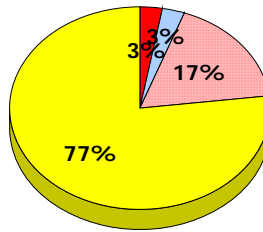
Apr 30, 2013 (1)

*School data with 5 or fewer students withheld for reasons of confidentiality.*



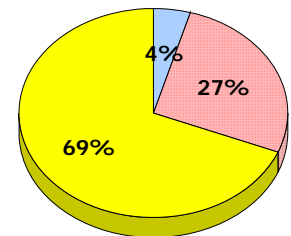
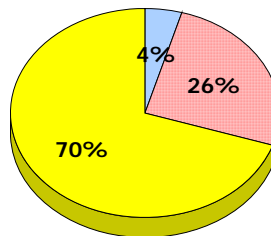
**2012**

Apr 30, 2012 (3)



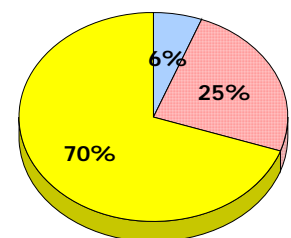
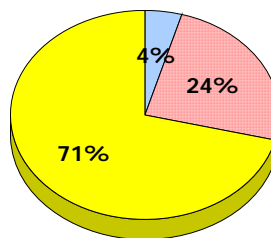
**2011**

AGR (2)



**2010**

AGR (3)



Exemption

Unknown

Not Yet Meeting

Meeting or Exceeding

\* In some cases, CRT numbers may exceed AGR numbers based on late enrolments. Pie chart is based on the number of students who wrote the CRT.

\* Mushuau Innu Natuashish School and Sheshatshiu Innu School are excluded from district and provincial results.

Primary English Language Arts  
4 Year Provincial Assessment, June 2013  
Student Population Report  
(average scores)

District 4 - Eastern

School #: 246 Swift Current Academy

**Reading**

**School**

**District**

**Province**

Non - Fiction

Fiction

Non - Fiction

Fiction

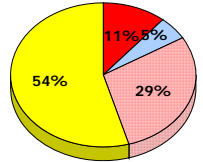
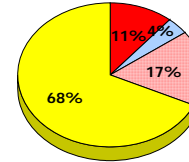
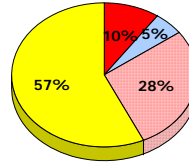
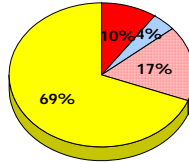
Non - Fiction

Fiction

**2013**

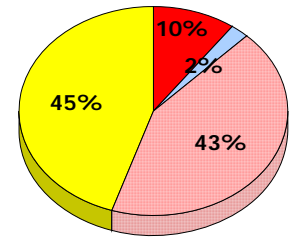
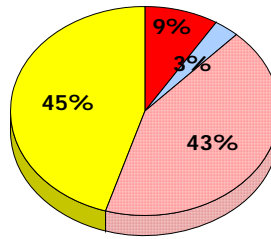
Apr 30,  
2013 (1)

School data with 5 or fewer students  
withheld for reasons of confidentiality.



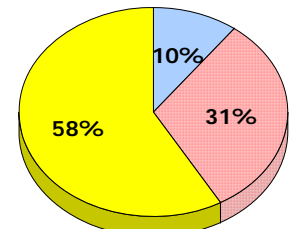
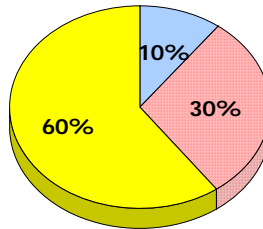
**2012**

Apr 30,  
2012 (3)



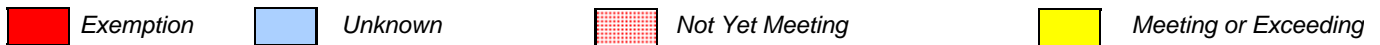
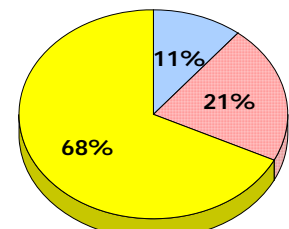
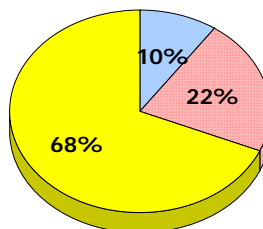
**2011**

AGR (2)



**2010**

AGR (3)



\* In some cases, CRT numbers may exceed AGR numbers based on late enrolments. Pie chart is based on the number of students who wrote the CRT.

\* Mushuau Innu Natuashish School and Sheshatshiu Innu School are excluded from district and provincial results.

**Primary English Language Arts**  
**4 Year Provincial Assessment, June 2013**  
**Student Population Report**  
 (average scores)

District 4 - Eastern

School #: 246    Swift Current Academy

**Demand Writing**

*Percentage of students at level 3 or above (2010 - 2013)*

*School data with 5 or fewer students withheld for reasons of confidentiality.*



**Reading**

*Percentage of students at level 3 or above (2010 - 2013)*

*School data with 5 or fewer students withheld for reasons of confidentiality.*



\* In some cases, CRT numbers may exceed AGR numbers based on late enrolments. Pie chart is based on the number of students who wrote the CRT.

\* Mushuau Innu Natuashish School and Sheshatshiu Innu School are excluded from district and provincial results.



District 4 - Eastern

School #: 254 Davis Elementary

**Demand Writing**

School

District

Province

Creative Writing

Persuasive Writing

Creative Writing

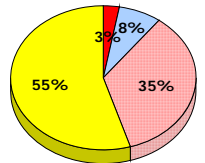
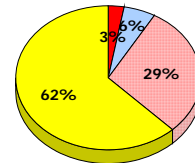
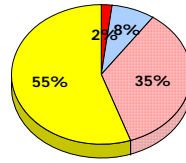
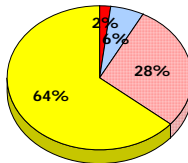
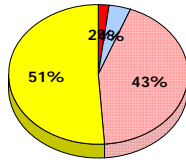
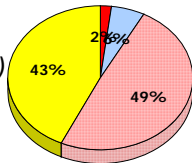
Persuasive Writing

Creative Writing

Persuasive Writing

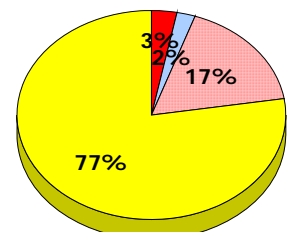
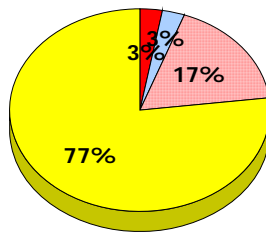
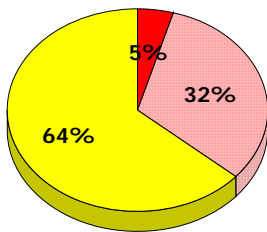
**2013**

Apr 30, 2013 (51)



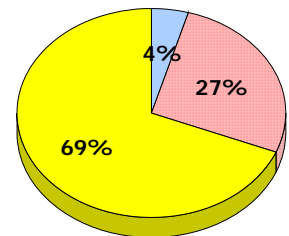
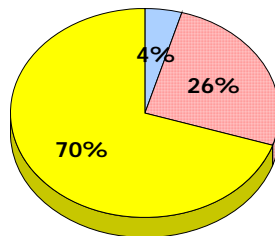
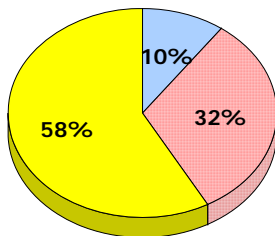
**2012**

Apr 30, 2012 (44)



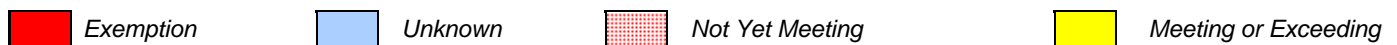
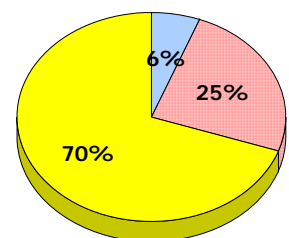
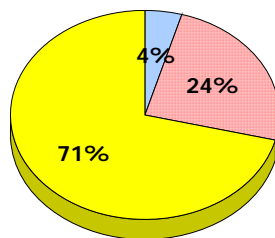
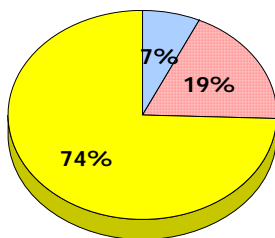
**2011**

AGR (50)



**2010**

AGR (43)



\* In some cases, CRT numbers may exceed AGR numbers based on late enrolments. Pie chart is based on the number of students who wrote the CRT.  
\* Mushuau Innu Natuashish School and Sheshatshiu Innu School are excluded from district and provincial results.

Primary English Language Arts  
4 Year Provincial Assessment, June 2013  
Student Population Report  
(average scores)

District 4 - Eastern

School #: 254 Davis Elementary

**Reading**

**School**

**District**

**Province**

Non - Fiction

Fiction

Non - Fiction

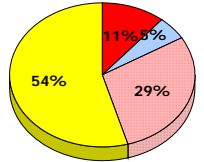
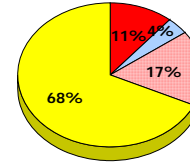
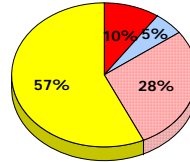
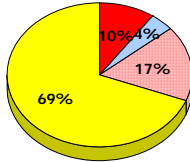
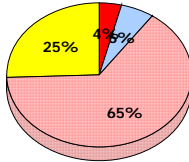
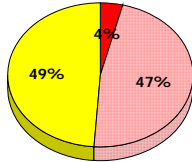
Fiction

Non - Fiction

Fiction

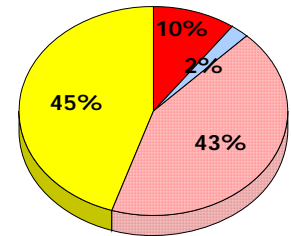
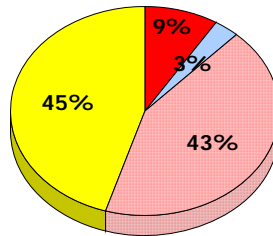
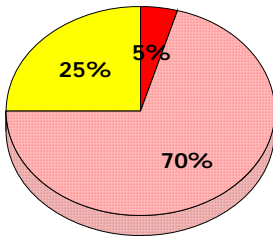
**2013**

Apr 30,  
2013 (51)



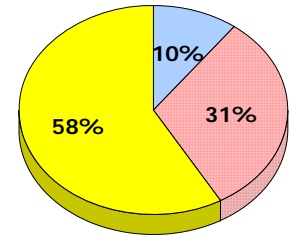
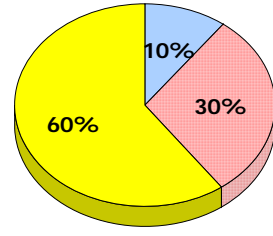
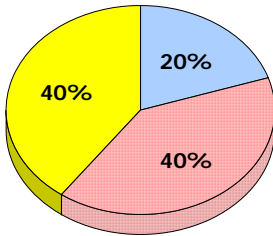
**2012**

Apr 30,  
2012 (44)



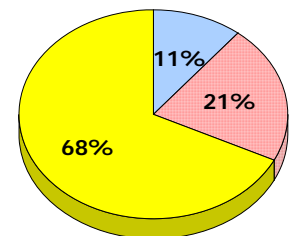
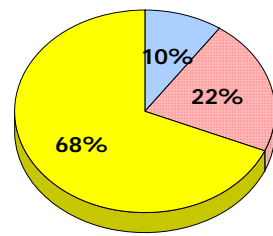
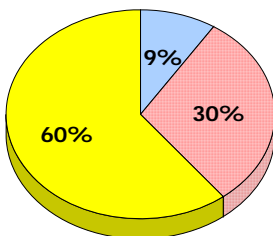
**2011**

AGR (50)



**2010**

AGR (43)



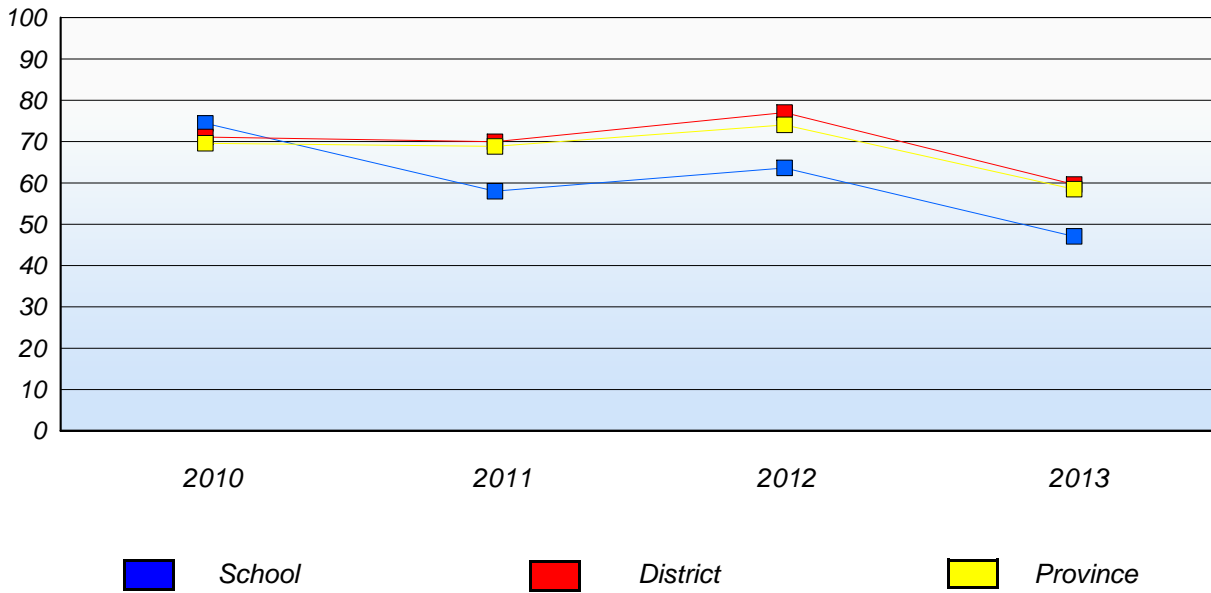
■ Exemption    
 ■ Unknown    
 ■ Not Yet Meeting    
 ■ Meeting or Exceeding

\* In some cases, CRT numbers may exceed AGR numbers based on late enrolments. Pie chart is based on the number of students who wrote the CRT.  
 \* Mushuau Innu Natuashish School and Sheshatshiu Innu School are excluded from district and provincial results.

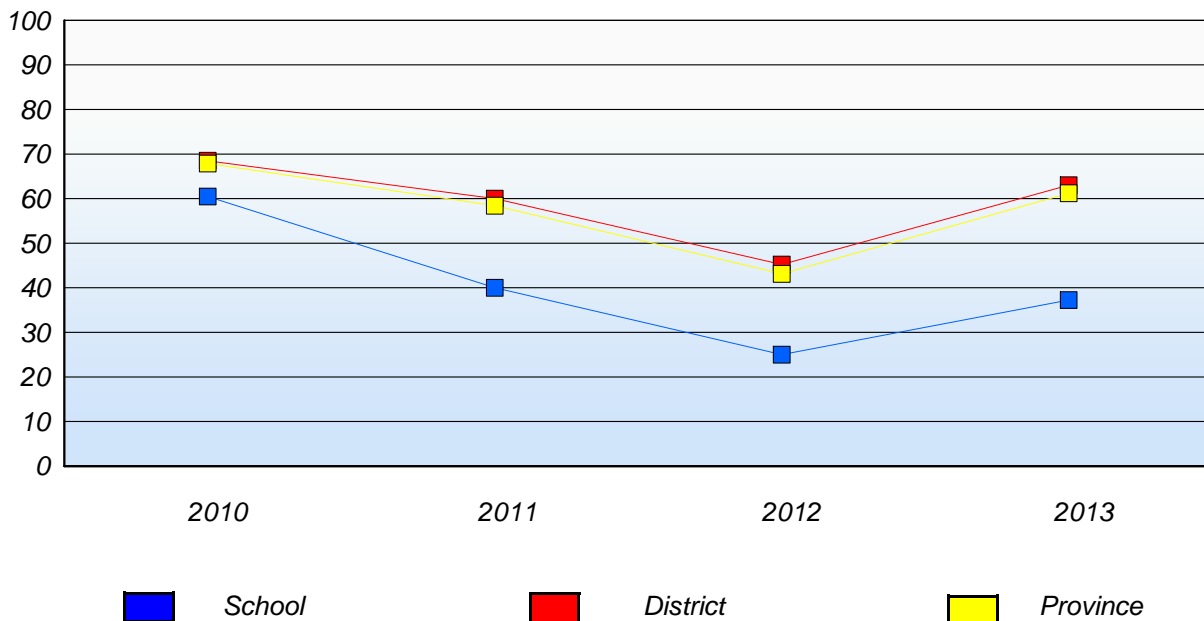
District 4 - Eastern

School #: 254 Davis Elementary

**Demand Writing**  
Percentage of students at level 3 or above (2010 - 2013)



**Reading**  
Percentage of students at level 3 or above (2010 - 2013)



\* In some cases, CRT numbers may exceed AGR numbers based on late enrolments. Pie chart is based on the number of students who wrote the CRT.

\* Mushuau Innu Natuashish School and Sheshatshiu Innu School are excluded from district and provincial results.

District 4 - Eastern

School #: 258 Holy Family Elementary

**Demand Writing**

**School**

**District**

**Province**

Creative Writing

Persuasive Writing

Creative Writing

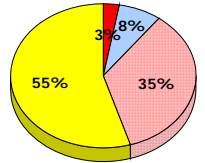
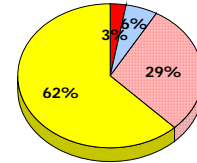
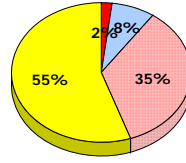
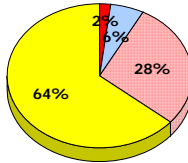
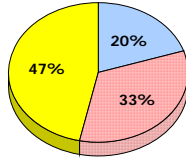
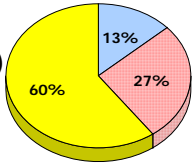
Persuasive Writing

Creative Writing

Persuasive Writing

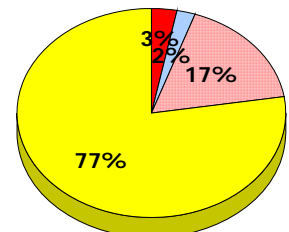
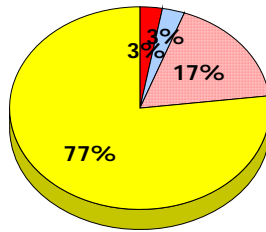
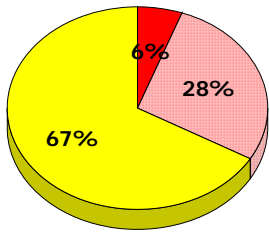
**2013**

Apr 30, 2013 (15)



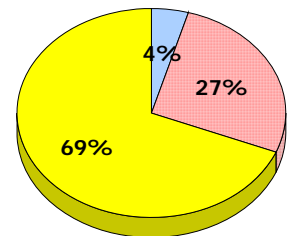
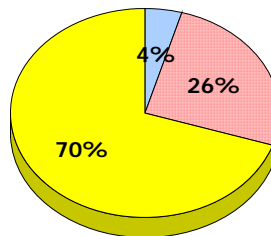
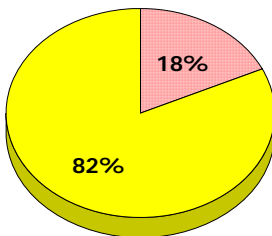
**2012**

Apr 30, 2012 (18)



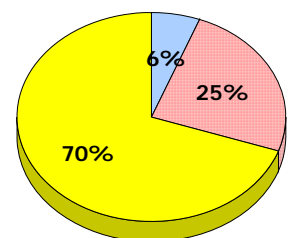
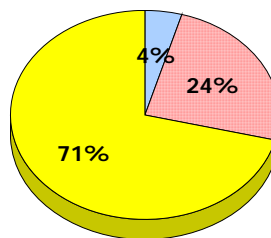
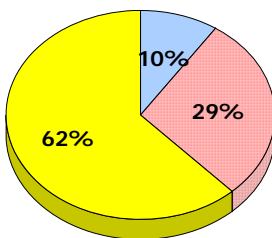
**2011**

AGR (22)



**2010**

AGR (21)



■ Exemption     
 ■ Unknown     
 ■ Not Yet Meeting     
 ■ Meeting or Exceeding

\* In some cases, CRT numbers may exceed AGR numbers based on late enrolments. Pie chart is based on the number of students who wrote the CRT.  
 \* Mushuau Innu Natuashish School and Sheshatshiu Innu School are excluded from district and provincial results.

Primary English Language Arts  
4 Year Provincial Assessment, June 2013  
Student Population Report  
(average scores)

District 4 - Eastern

School #: 258 Holy Family Elementary

**Reading**

**School**

**District**

**Province**

Non - Fiction

Fiction

Non - Fiction

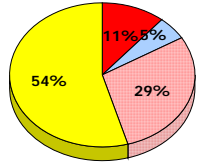
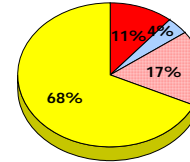
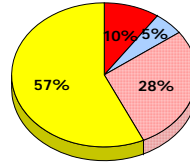
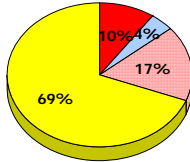
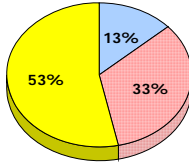
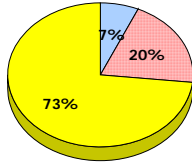
Fiction

Non - Fiction

Fiction

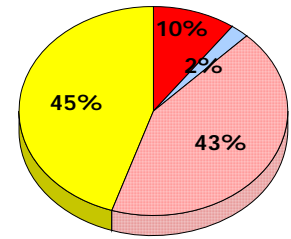
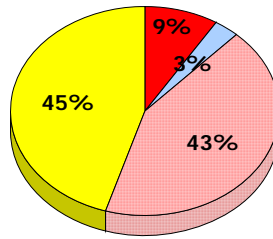
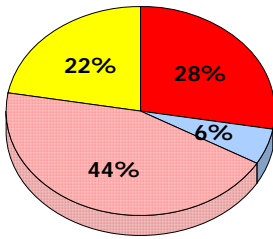
**2013**

Apr 30,  
2013 (15)



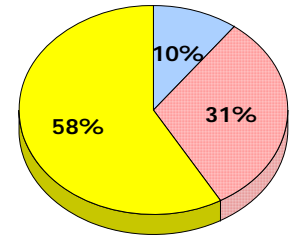
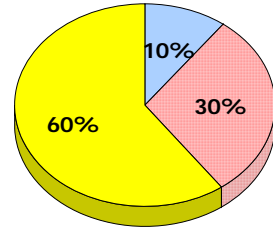
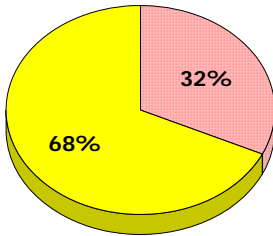
**2012**

Apr 30,  
2012 (18)



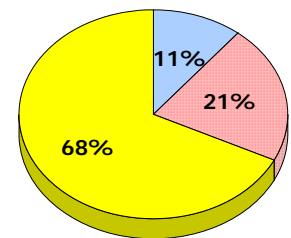
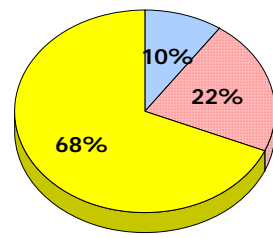
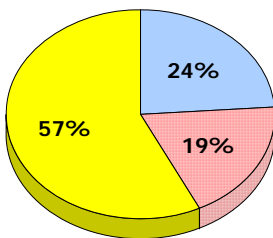
**2011**

AGR (22)



**2010**

AGR (21)



■ Exemption    
 ■ Unknown    
 ■ Not Yet Meeting    
 ■ Meeting or Exceeding

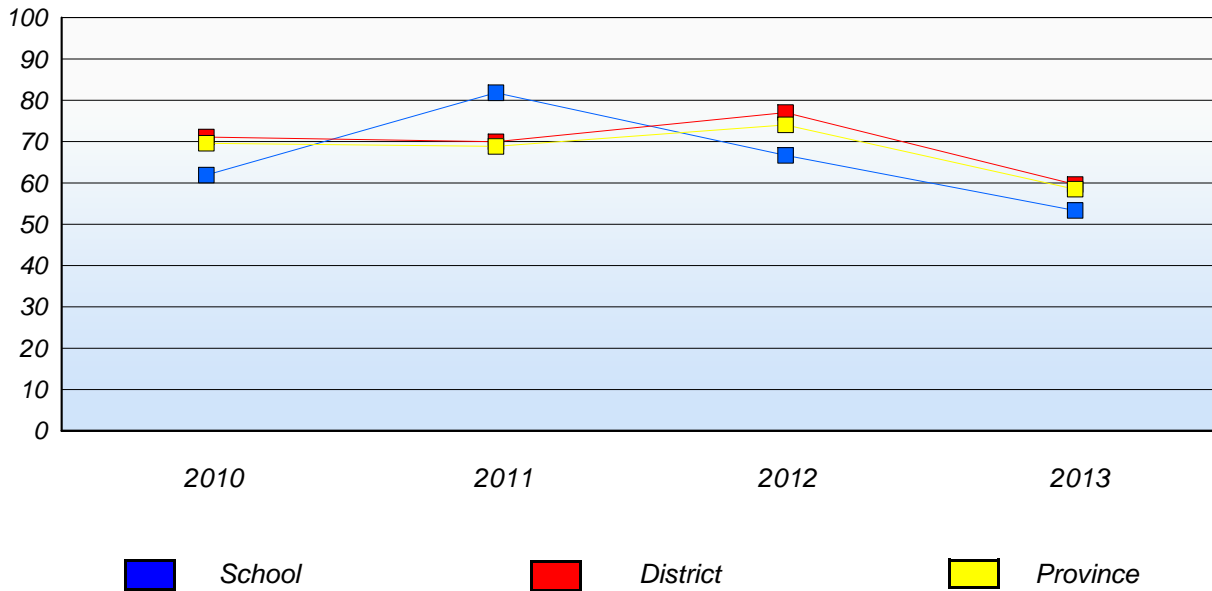
\* In some cases, CRT numbers may exceed AGR numbers based on late enrolments. Pie chart is based on the number of students who wrote the CRT.  
 \* Mushuau Innu Natuashish School and Sheshatshiu Innu School are excluded from district and provincial results.

District 4 - Eastern

School #: 258 Holy Family Elementary

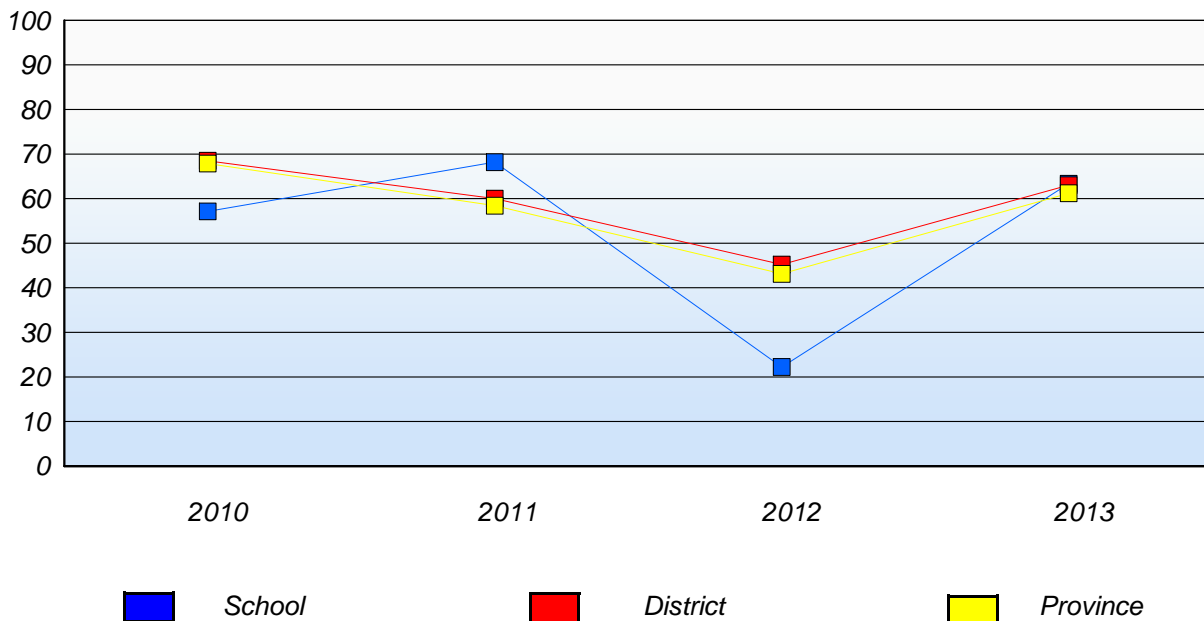
**Demand Writing**

Percentage of students at level 3 or above (2010 - 2013)



**Reading**

Percentage of students at level 3 or above (2010 - 2013)



\* In some cases, CRT numbers may exceed AGR numbers based on late enrolments. Pie chart is based on the number of students who wrote the CRT.

\* Mushuau Innu Natuashish School and Sheshatshiu Innu School are excluded from district and provincial results.

District 4 - Eastern

School #: 259 Coley's Point Primary

**Demand Writing**

**School**

**District**

**Province**

Creative Writing

Persuasive Writing

Creative Writing

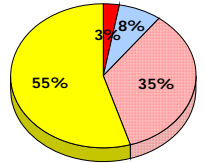
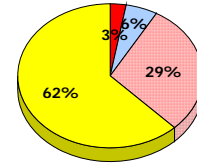
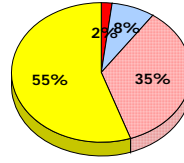
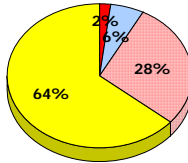
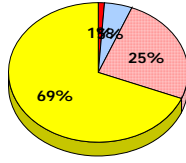
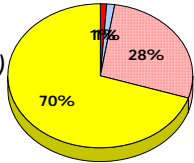
Persuasive Writing

Creative Writing

Persuasive Writing

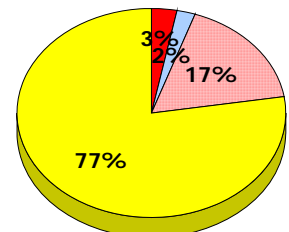
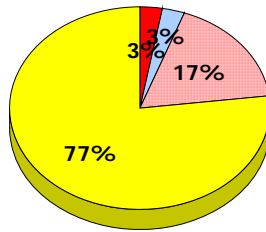
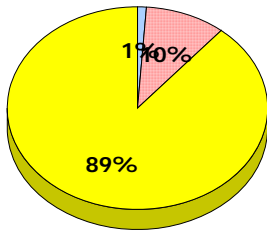
**2013**

Apr 30, 2013 (80)



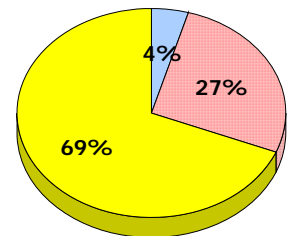
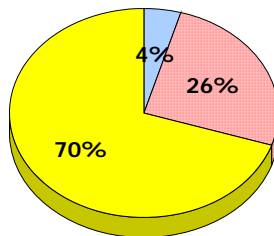
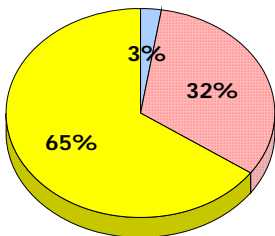
**2012**

Apr 30, 2012 (81)



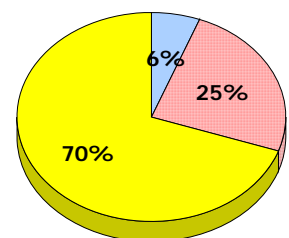
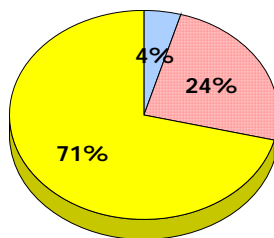
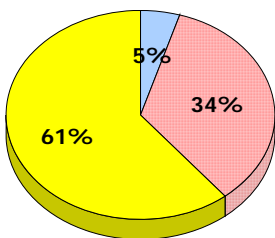
**2011**

AGR (78)



**2010**

AGR (105)



\* In some cases, CRT numbers may exceed AGR numbers based on late enrolments. Pie chart is based on the number of students who wrote the CRT.  
 \* Mushuau Innu Natuashish School and Sheshatshiu Innu School are excluded from district and provincial results.

Primary English Language Arts  
4 Year Provincial Assessment, June 2013  
Student Population Report  
(average scores)

District 4 - Eastern

School #: 259 Coley's Point Primary

**Reading**

**School**

**District**

**Province**

Non - Fiction

Fiction

Non - Fiction

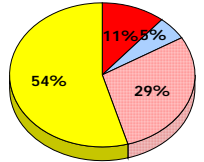
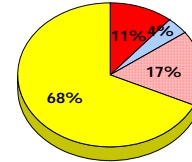
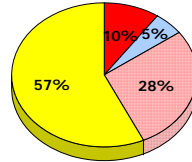
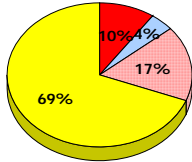
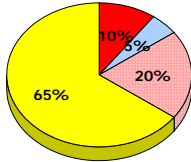
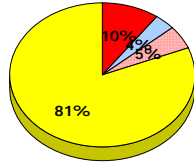
Fiction

Non - Fiction

Fiction

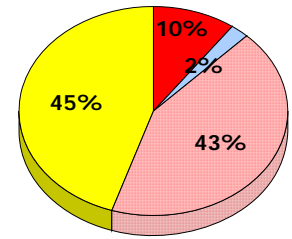
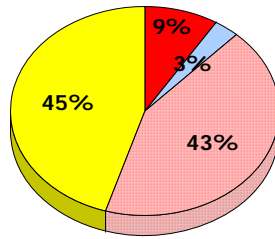
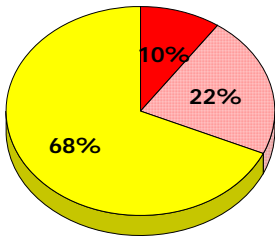
**2013**

Apr 30,  
2013 (80)



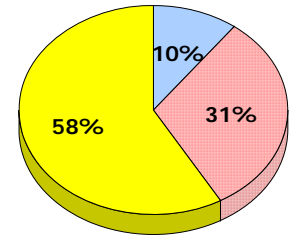
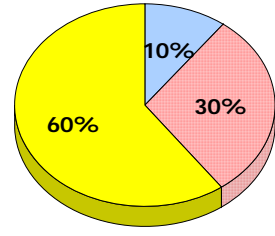
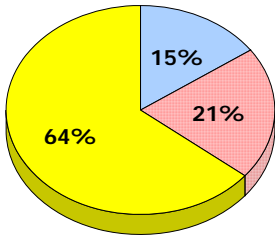
**2012**

Apr 30,  
2012 (81)



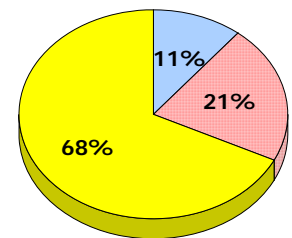
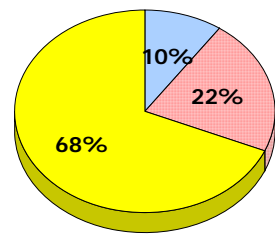
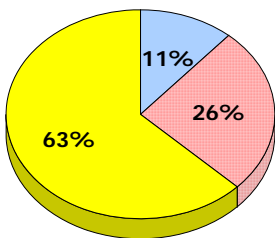
**2011**

AGR (78)



**2010**

AGR (105)



■ Exemption    
 ■ Unknown    
 ■ Not Yet Meeting    
 ■ Meeting or Exceeding

\* In some cases, CRT numbers may exceed AGR numbers based on late enrolments. Pie chart is based on the number of students who wrote the CRT.  
 \* Mushuau Innu Natuashish School and Sheshatshiu Innu School are excluded from district and provincial results.

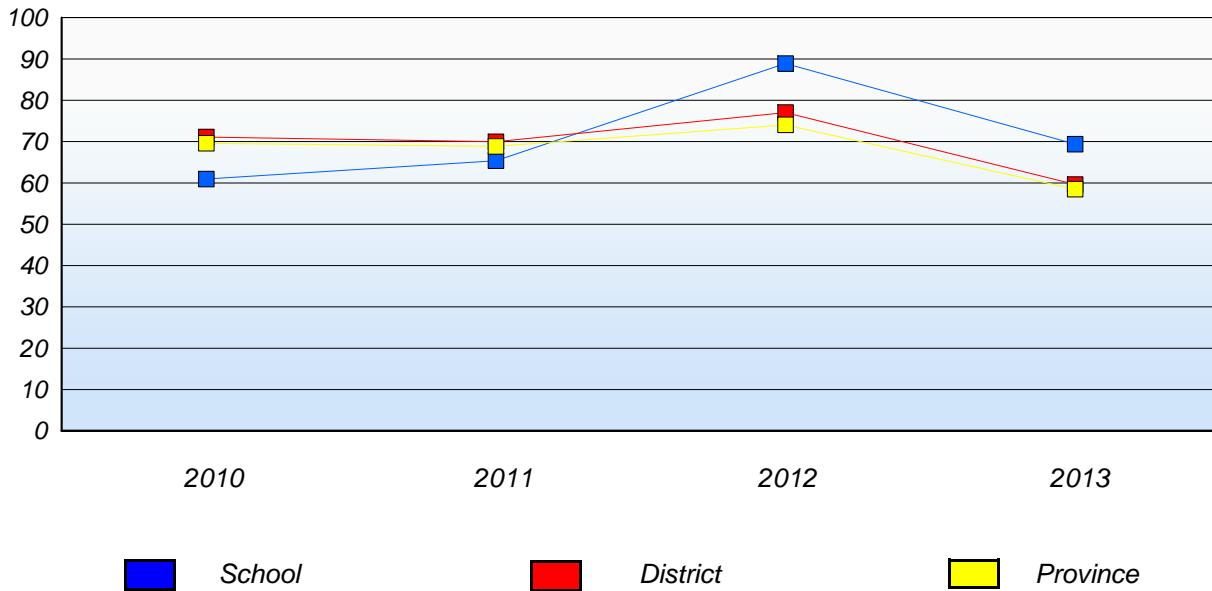


District 4 - Eastern

School #: 259 Coley's Point Primary

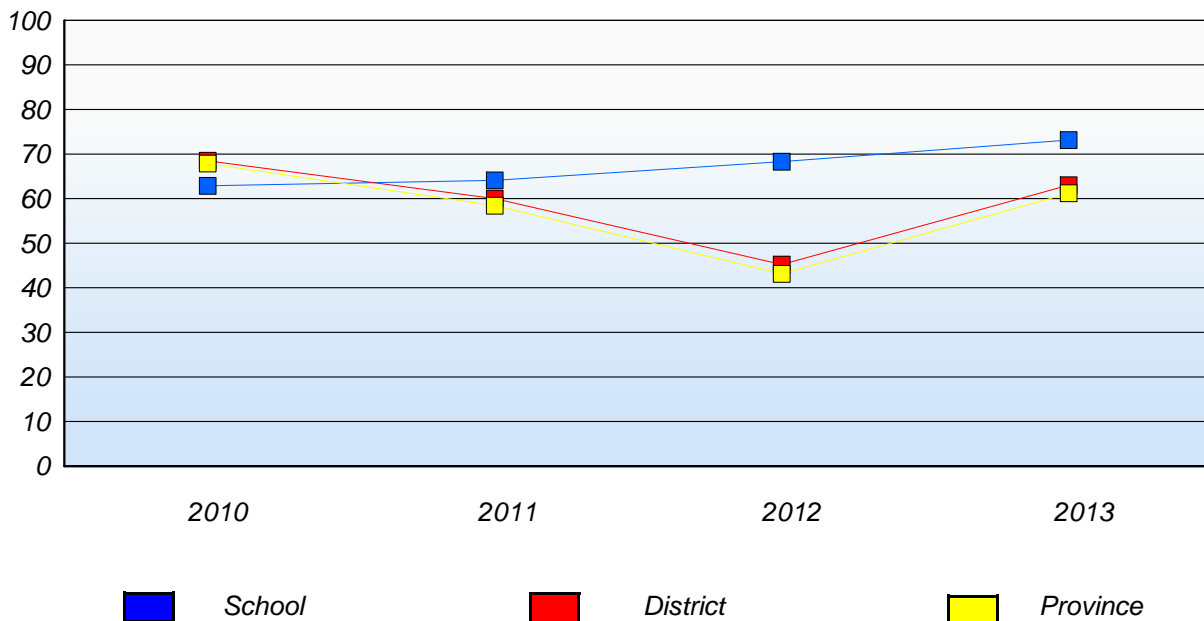
**Demand Writing**

Percentage of students at level 3 or above (2010 - 2013)



**Reading**

Percentage of students at level 3 or above (2010 - 2013)



\* In some cases, CRT numbers may exceed AGR numbers based on late enrolments. Pie chart is based on the number of students who wrote the CRT.

\* Mushuau Innu Natuashish School and Sheshatshiu Innu School are excluded from district and provincial results.

District 4 - Eastern

School #: 260 Immaculate Conception Elementary

**Demand Writing**

School

District

Province

Creative Writing

Persuasive Writing

Creative Writing

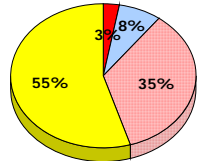
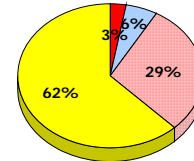
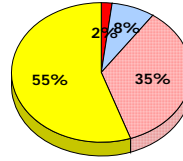
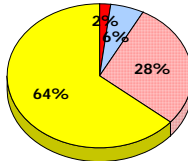
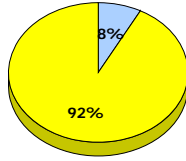
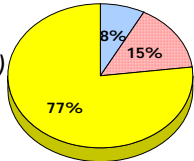
Persuasive Writing

Creative Writing

Persuasive Writing

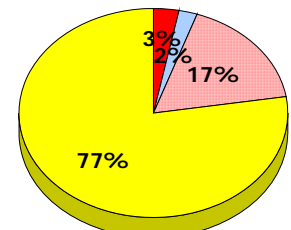
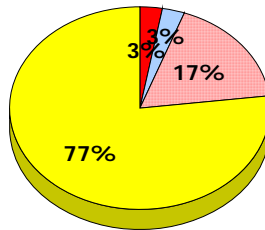
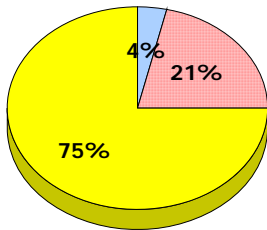
**2013**

Apr 30, 2013 (13)



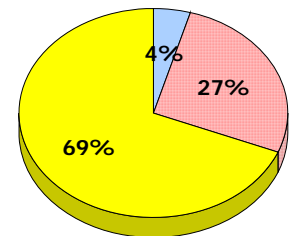
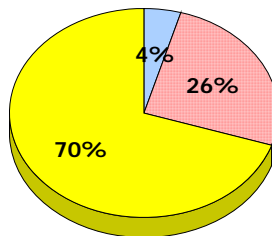
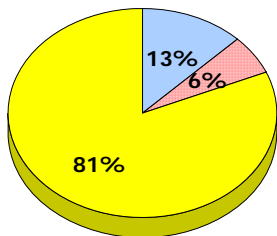
**2012**

Apr 30, 2012 (28)



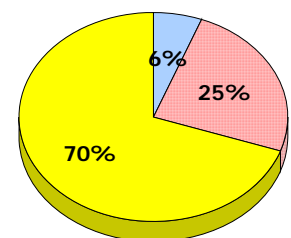
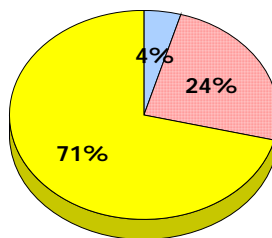
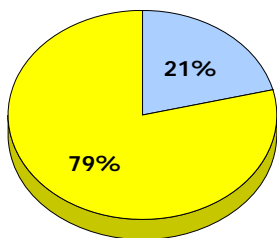
**2011**

AGR (16)



**2010**

AGR (19)



■ Exemption     
 ■ Unknown     
 ■ Not Yet Meeting     
 ■ Meeting or Exceeding

\* In some cases, CRT numbers may exceed AGR numbers based on late enrolments. Pie chart is based on the number of students who wrote the CRT.  
 \* Mushuau Innu Natuashish School and Sheshatshiu Innu School are excluded from district and provincial results.

Primary English Language Arts  
4 Year Provincial Assessment, June 2013  
Student Population Report  
(average scores)

District 4 - Eastern

School #: 260 Immaculate Conception Elementary

**Reading**

**School**

**District**

**Province**

Non - Fiction

Fiction

Non - Fiction

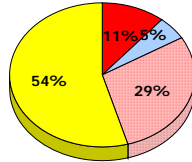
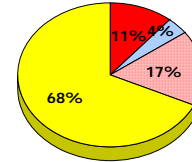
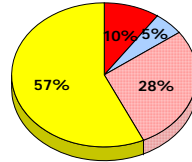
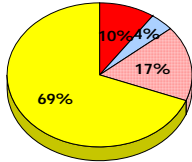
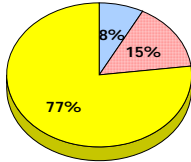
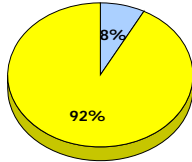
Fiction

Non - Fiction

Fiction

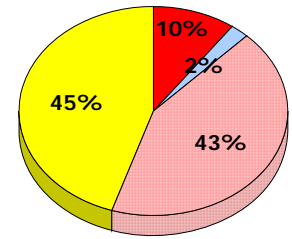
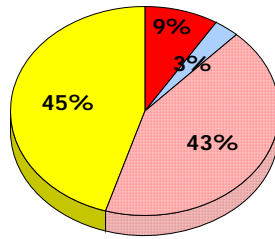
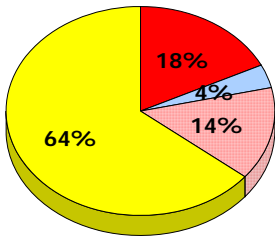
**2013**

Apr 30,  
2013 (13)



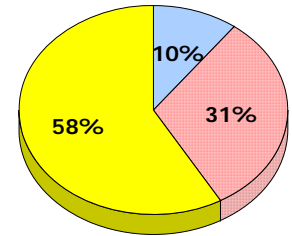
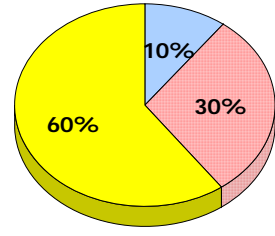
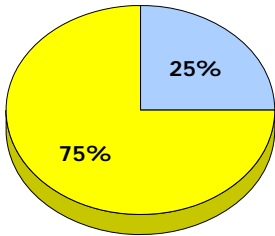
**2012**

Apr 30,  
2012 (28)



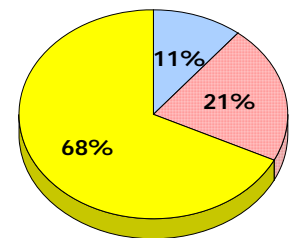
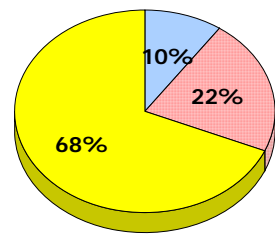
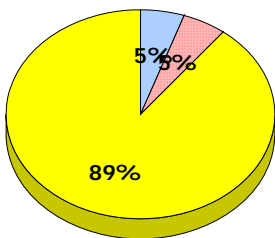
**2011**

AGR (16)



**2010**

AGR (19)



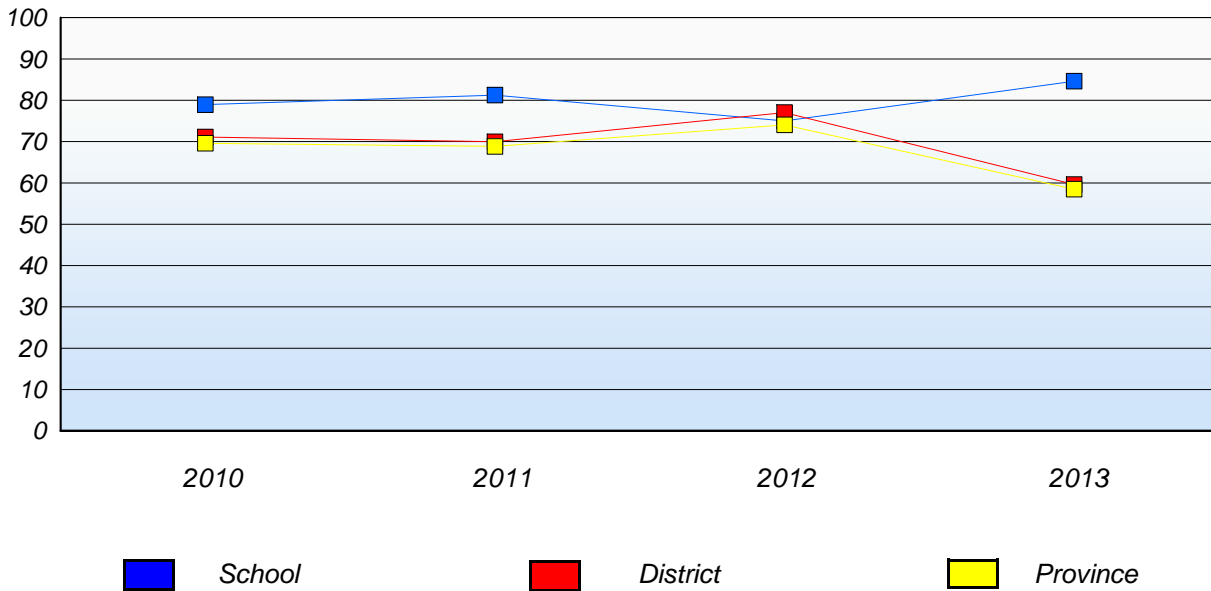
■ Exemption   
 ■ Unknown   
 ■ Not Yet Meeting   
 ■ Meeting or Exceeding

\* In some cases, CRT numbers may exceed AGR numbers based on late enrolments. Pie chart is based on the number of students who wrote the CRT.  
 \* Mushuau Innu Natuashish School and Sheshatshiu Innu School are excluded from district and provincial results.

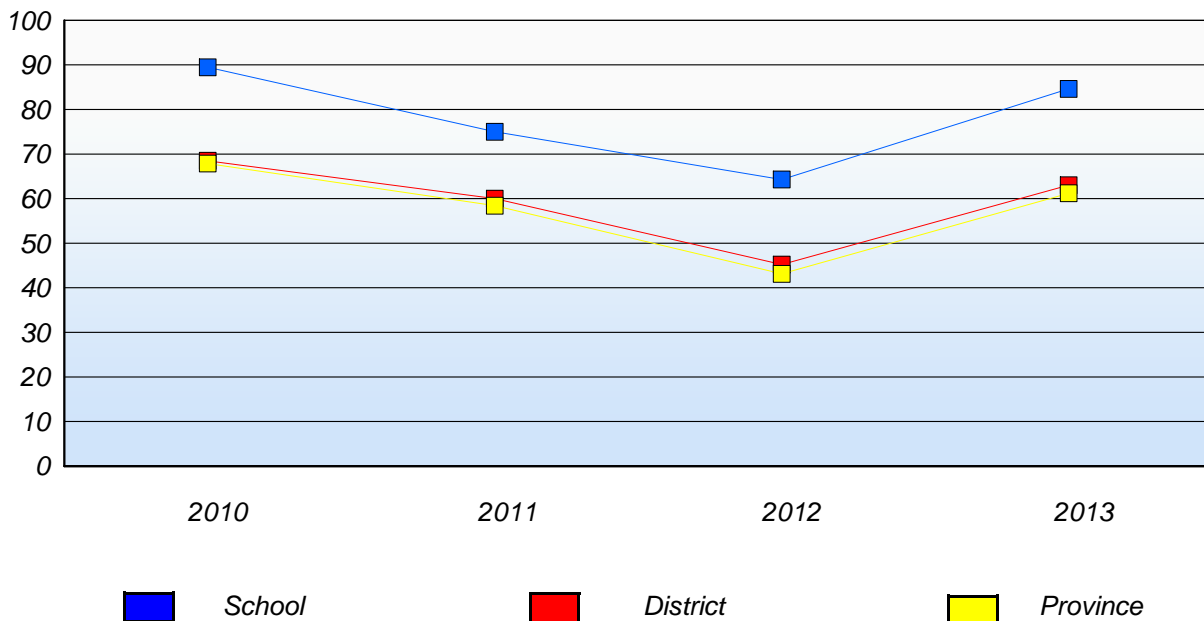
District 4 - Eastern

School #: 260 Immaculate Conception Elementary

**Demand Writing**  
Percentage of students at level 3 or above (2010 - 2013)



**Reading**  
Percentage of students at level 3 or above (2010 - 2013)



\* In some cases, CRT numbers may exceed AGR numbers based on late enrolments. Pie chart is based on the number of students who wrote the CRT.

\* Mushuau Innu Natuashish School and Sheshatshiu Innu School are excluded from district and provincial results.

District 4 - Eastern

School #: 262 Woodland Elementary

**Demand Writing**

School

District

Province

Creative Writing

Persuasive Writing

Creative Writing

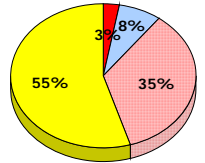
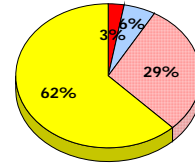
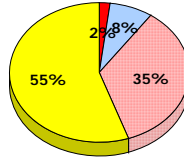
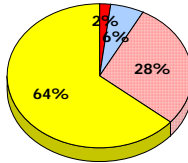
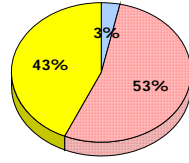
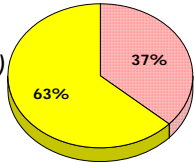
Persuasive Writing

Creative Writing

Persuasive Writing

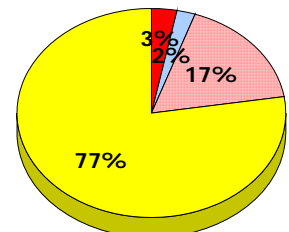
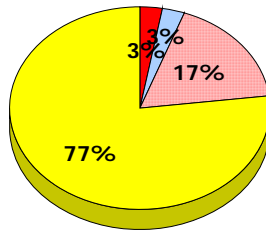
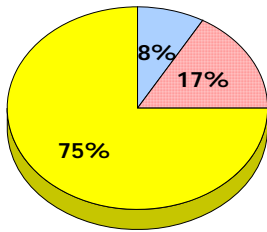
**2013**

Apr 30, 2013 (30)



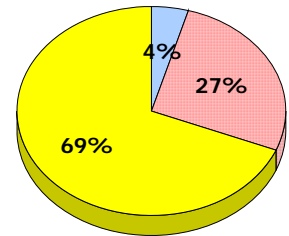
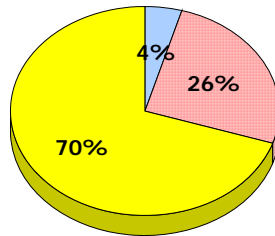
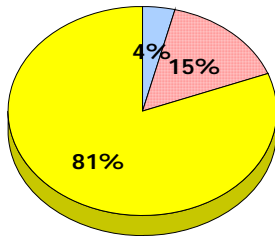
**2012**

Apr 30, 2012 (24)



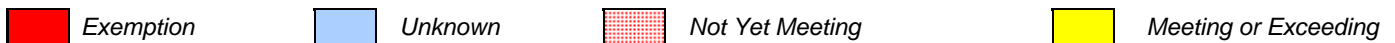
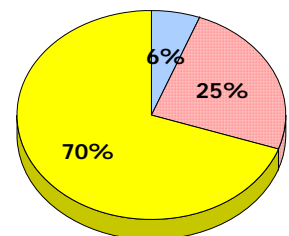
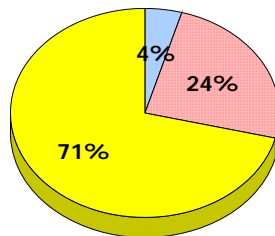
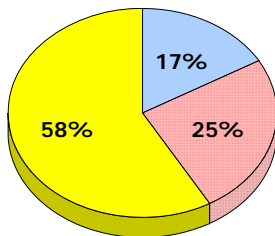
**2011**

AGR (26)



**2010**

AGR (24)



\* In some cases, CRT numbers may exceed AGR numbers based on late enrolments. Pie chart is based on the number of students who wrote the CRT.  
 \* Mushuau Innu Natuashish School and Sheshatshiu Innu School are excluded from district and provincial results.

Primary English Language Arts  
4 Year Provincial Assessment, June 2013  
Student Population Report  
(average scores)

District 4 - Eastern

School #: 262 Woodland Elementary

**Reading**

**School**

**District**

**Province**

Non - Fiction

Fiction

Non - Fiction

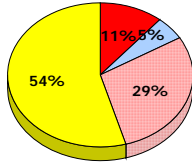
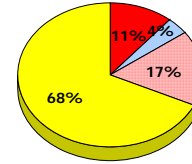
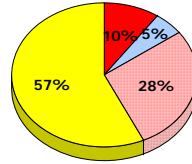
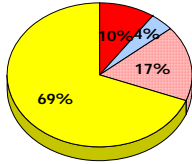
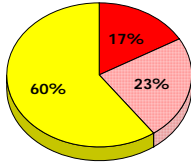
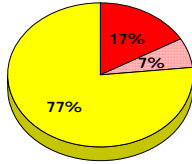
Fiction

Non - Fiction

Fiction

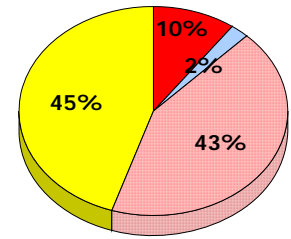
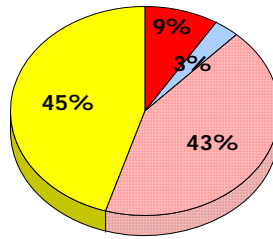
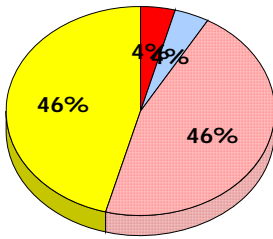
**2013**

Apr 30,  
2013 (30)



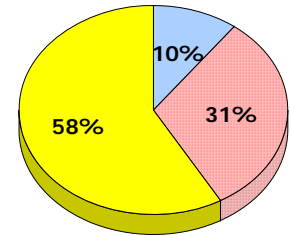
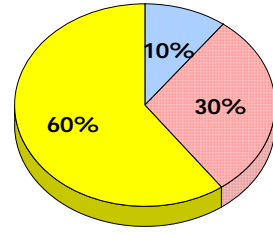
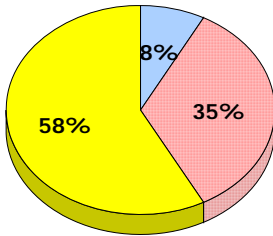
**2012**

Apr 30,  
2012 (24)



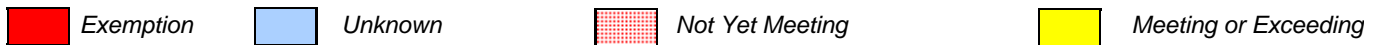
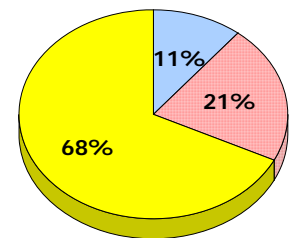
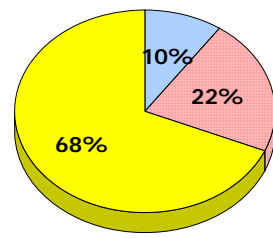
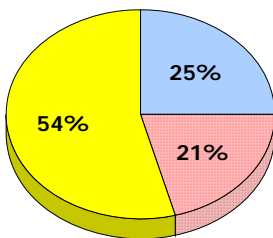
**2011**

AGR (26)



**2010**

AGR (24)

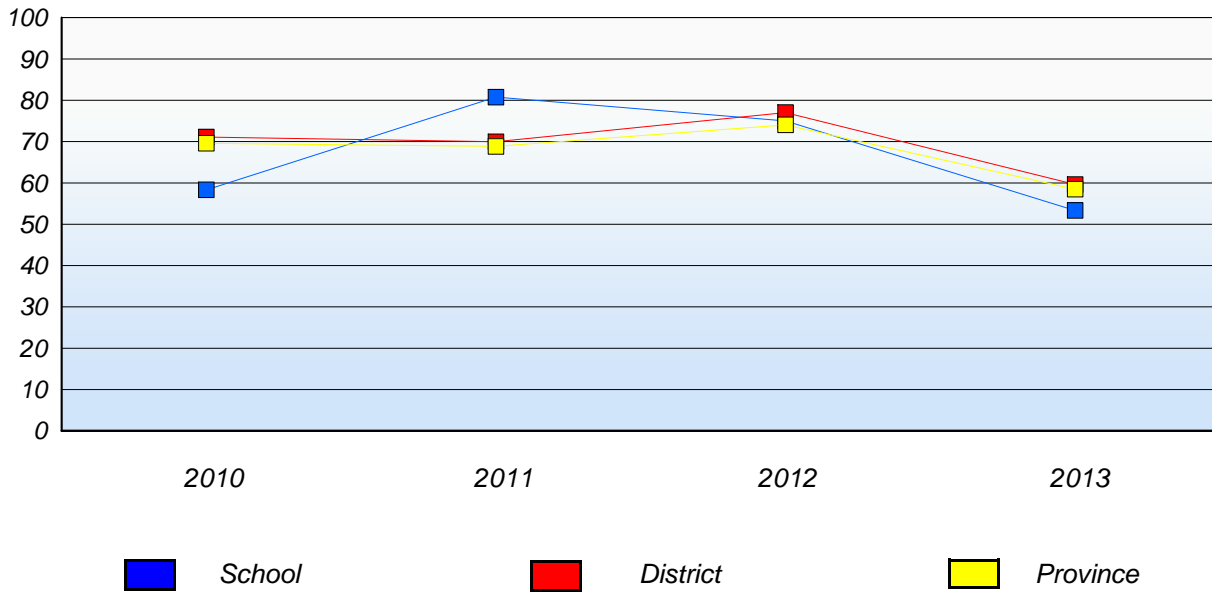


\* In some cases, CRT numbers may exceed AGR numbers based on late enrolments. Pie chart is based on the number of students who wrote the CRT.  
 \* Mushuau Innu Natuashish School and Sheshatshiu Innu School are excluded from district and provincial results.

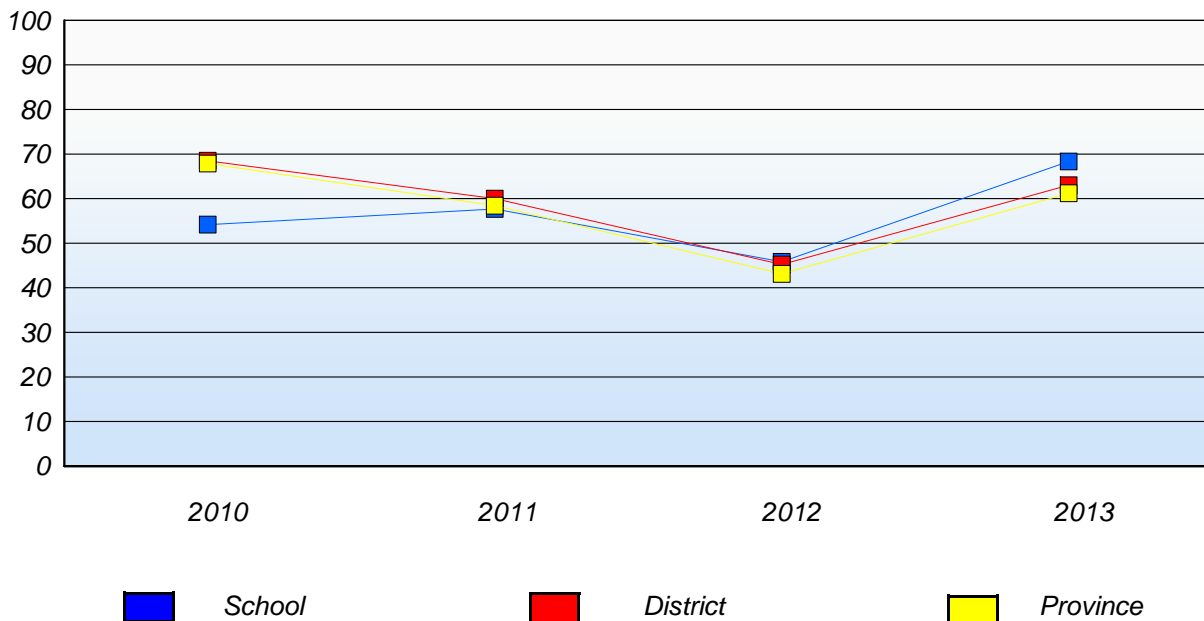
District 4 - Eastern

School #: 262 Woodland Elementary

**Demand Writing**  
Percentage of students at level 3 or above (2010 - 2013)



**Reading**  
Percentage of students at level 3 or above (2010 - 2013)



\* In some cases, CRT numbers may exceed AGR numbers based on late enrolments. Pie chart is based on the number of students who wrote the CRT.

\* Mushuau Innu Natuashish School and Sheshatshiu Innu School are excluded from district and provincial results.

District 4 - Eastern

School #: 265 Acreman Elementary

**Demand Writing**

School

District

Province

Creative Writing

Persuasive Writing

Creative Writing

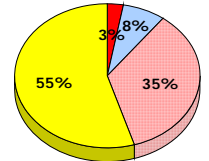
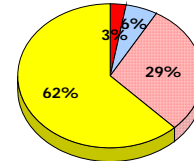
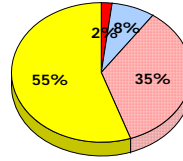
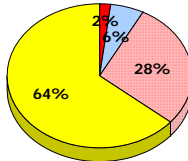
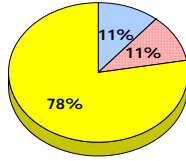
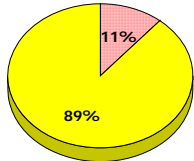
Persuasive Writing

Creative Writing

Persuasive Writing

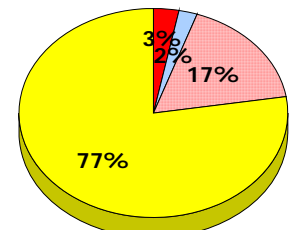
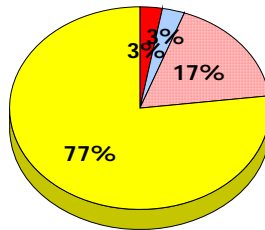
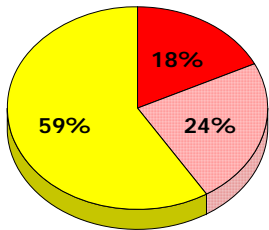
**2013**

Apr 30, 2013 (9)



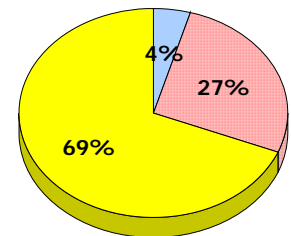
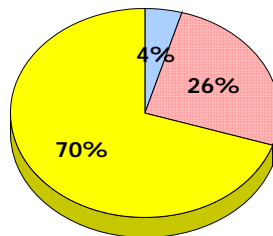
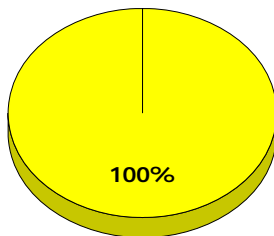
**2012**

Apr 30, 2012 (15)



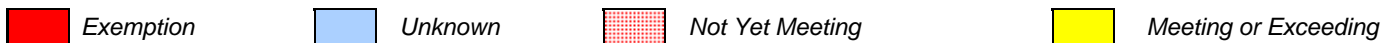
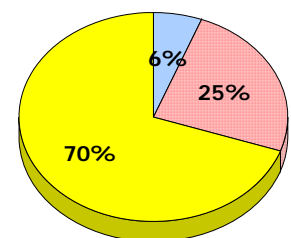
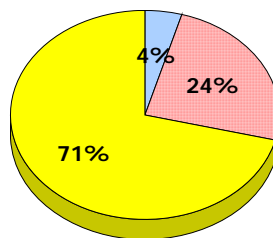
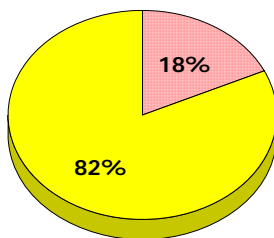
**2011**

AGR (7)



**2010**

AGR (11)



\* In some cases, CRT numbers may exceed AGR numbers based on late enrolments. Pie chart is based on the number of students who wrote the CRT.  
\* Mushuau Innu Natuashish School and Sheshatshiu Innu School are excluded from district and provincial results.



Primary English Language Arts  
4 Year Provincial Assessment, June 2013  
Student Population Report  
(average scores)

District 4 - Eastern

School #: 265 Acreman Elementary

**Reading**

**School**

**District**

**Province**

Non - Fiction

Fiction

Non - Fiction

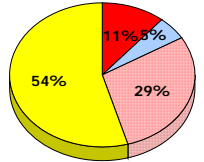
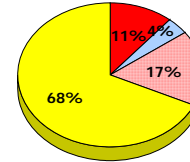
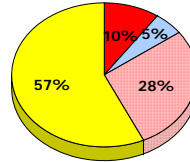
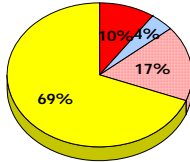
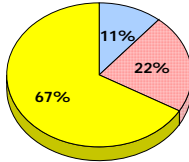
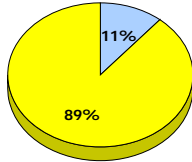
Fiction

Non - Fiction

Fiction

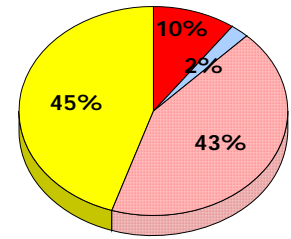
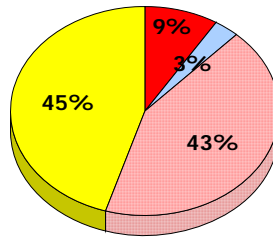
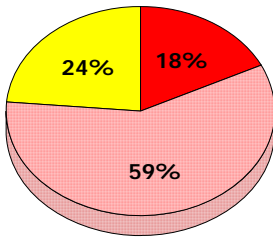
**2013**

Apr 30,  
2013 (9)



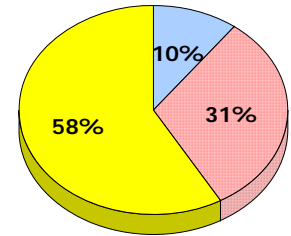
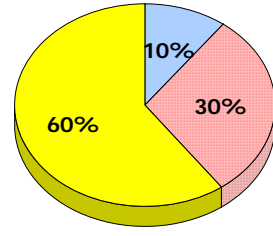
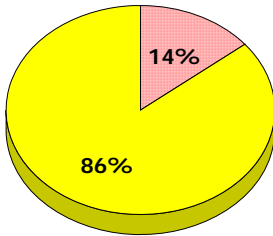
**2012**

Apr 30,  
2012 (15)



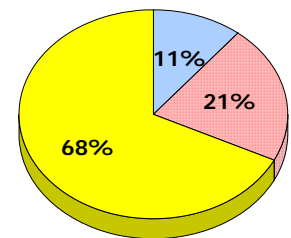
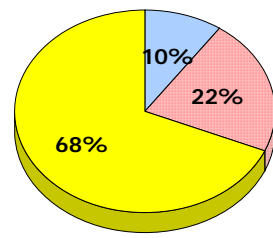
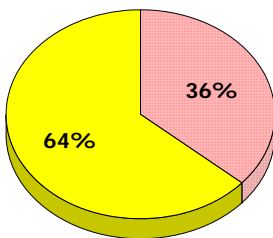
**2011**

AGR (7)



**2010**

AGR (11)



■ Exemption    
 ■ Unknown    
 ■ Not Yet Meeting    
 ■ Meeting or Exceeding

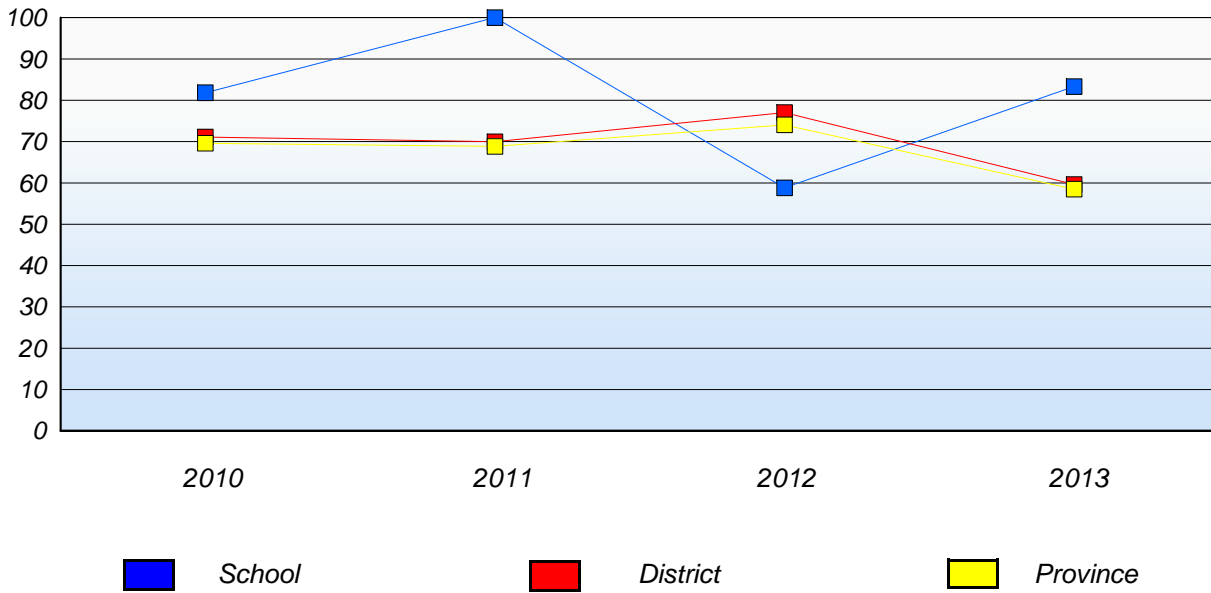
\* In some cases, CRT numbers may exceed AGR numbers based on late enrolments. Pie chart is based on the number of students who wrote the CRT.  
 \* Mushuau Innu Natuashish School and Sheshatshiu Innu School are excluded from district and provincial results.

District 4 - Eastern

School #: 265 Acreman Elementary

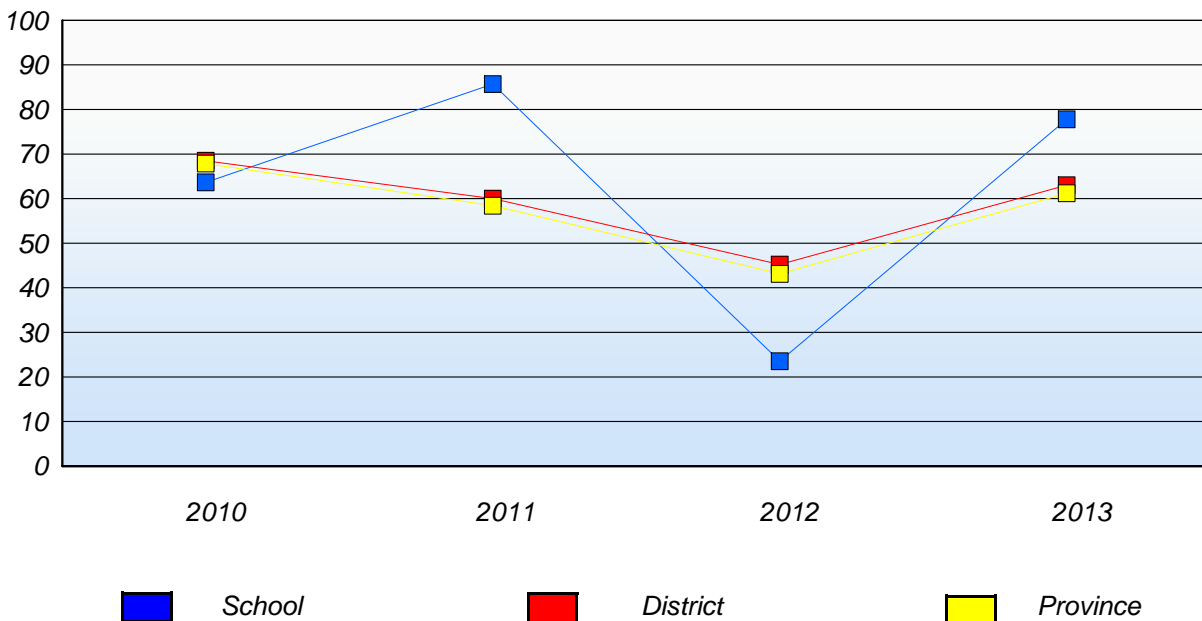
**Demand Writing**

Percentage of students at level 3 or above (2010 - 2013)



**Reading**

Percentage of students at level 3 or above (2010 - 2013)



\* In some cases, CRT numbers may exceed AGR numbers based on late enrolments. Pie chart is based on the number of students who wrote the CRT.

\* Mushuau Innu Natuashish School and Sheshatshiu Innu School are excluded from district and provincial results.

District 4 - Eastern

School #: 268 Harbour Grace Primary

**Demand Writing**

School

District

Province

Creative Writing

Persuasive Writing

Creative Writing

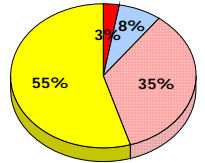
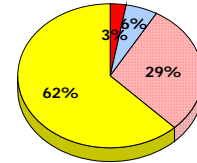
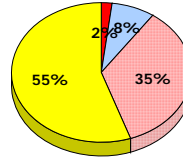
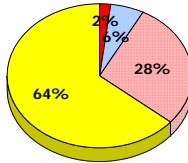
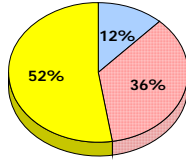
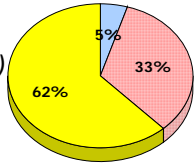
Persuasive Writing

Creative Writing

Persuasive Writing

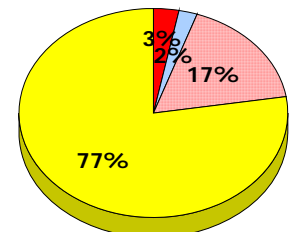
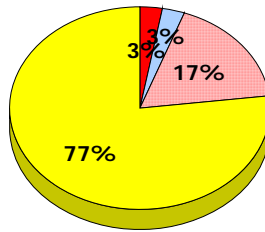
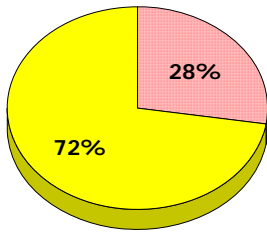
**2013**

Apr 30, 2013 (42)



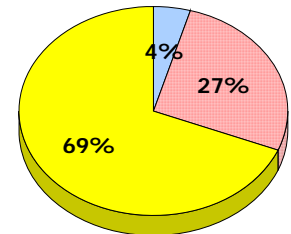
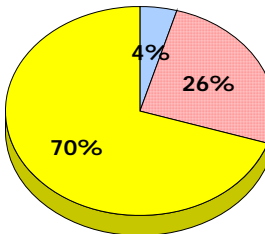
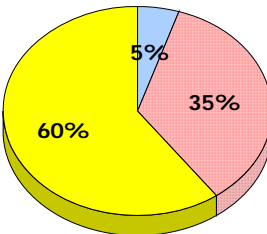
**2012**

Apr 30, 2012 (29)



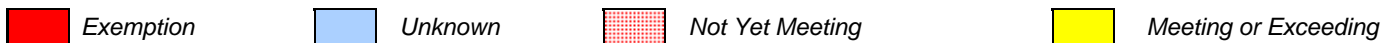
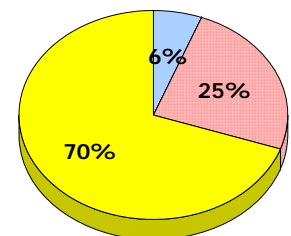
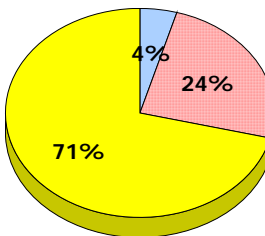
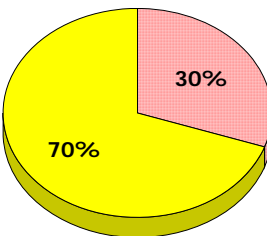
**2011**

AGR (40)



**2010**

AGR (33)



\* In some cases, CRT numbers may exceed AGR numbers based on late enrolments. Pie chart is based on the number of students who wrote the CRT.  
 \* Mushuau Innu Natuashish School and Sheshatshiu Innu School are excluded from district and provincial results.

District 4 - Eastern

School #: 268 Harbour Grace Primary

**Reading**

**School**

**District**

**Province**

Non - Fiction

Fiction

Non - Fiction

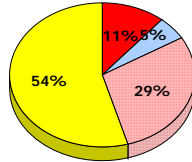
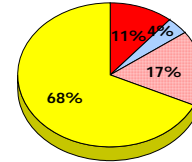
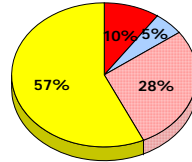
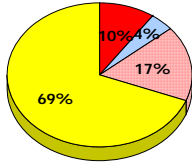
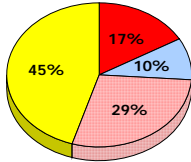
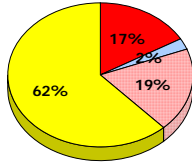
Fiction

Non - Fiction

Fiction

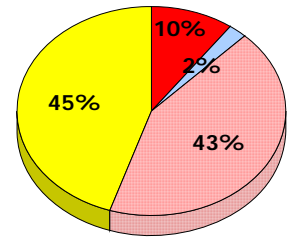
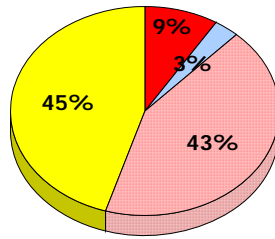
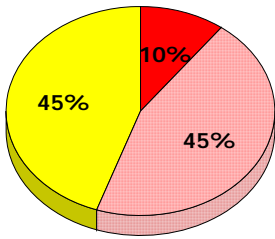
**2013**

Apr 30,  
2013 (42)



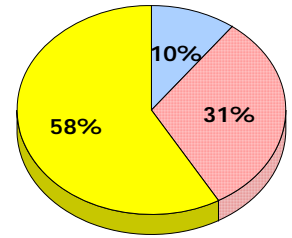
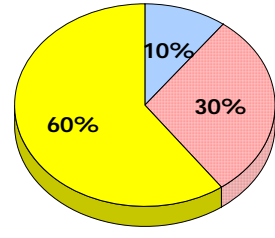
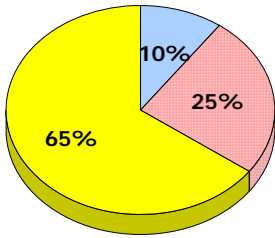
**2012**

Apr 30,  
2012 (29)



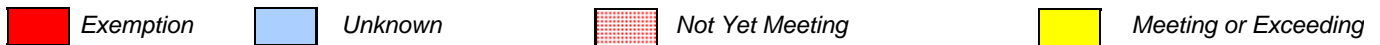
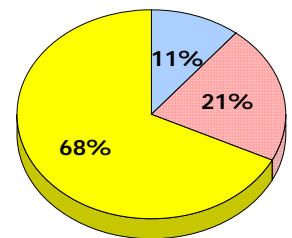
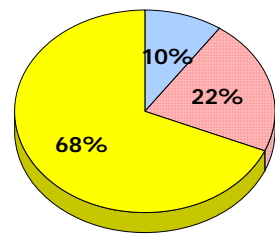
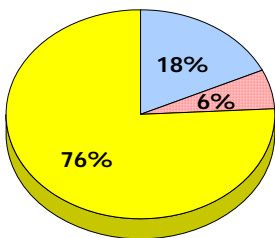
**2011**

AGR (40)



**2010**

AGR (33)

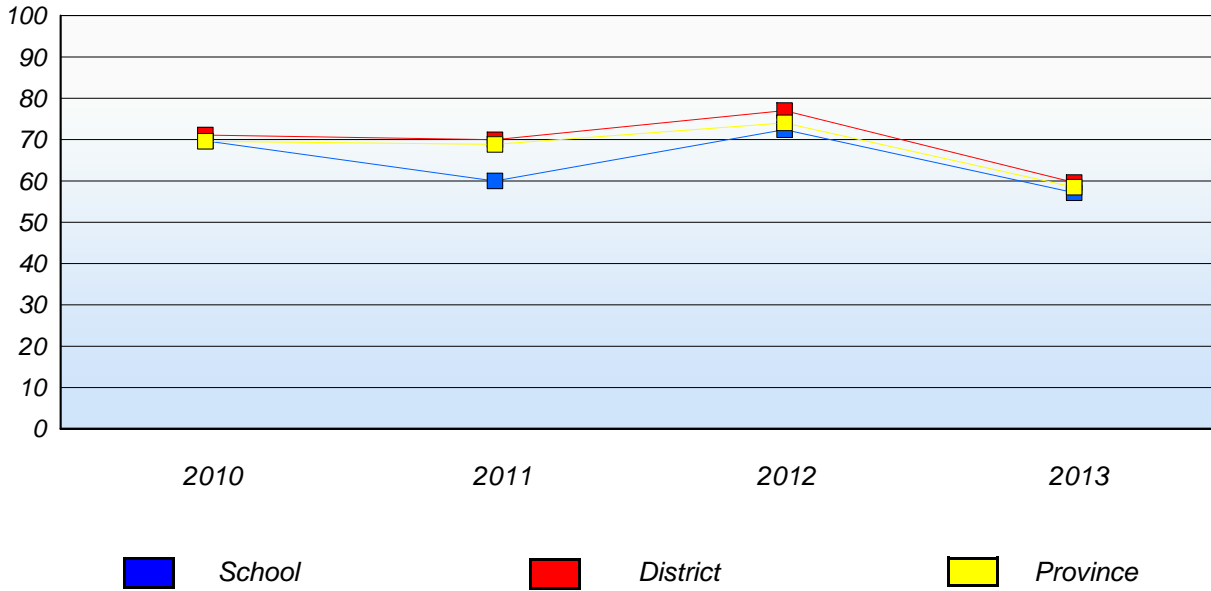


\* In some cases, CRT numbers may exceed AGR numbers based on late enrolments. Pie chart is based on the number of students who wrote the CRT.  
\* Mushuau Innu Natuashish School and Sheshatshiu Innu School are excluded from district and provincial results.

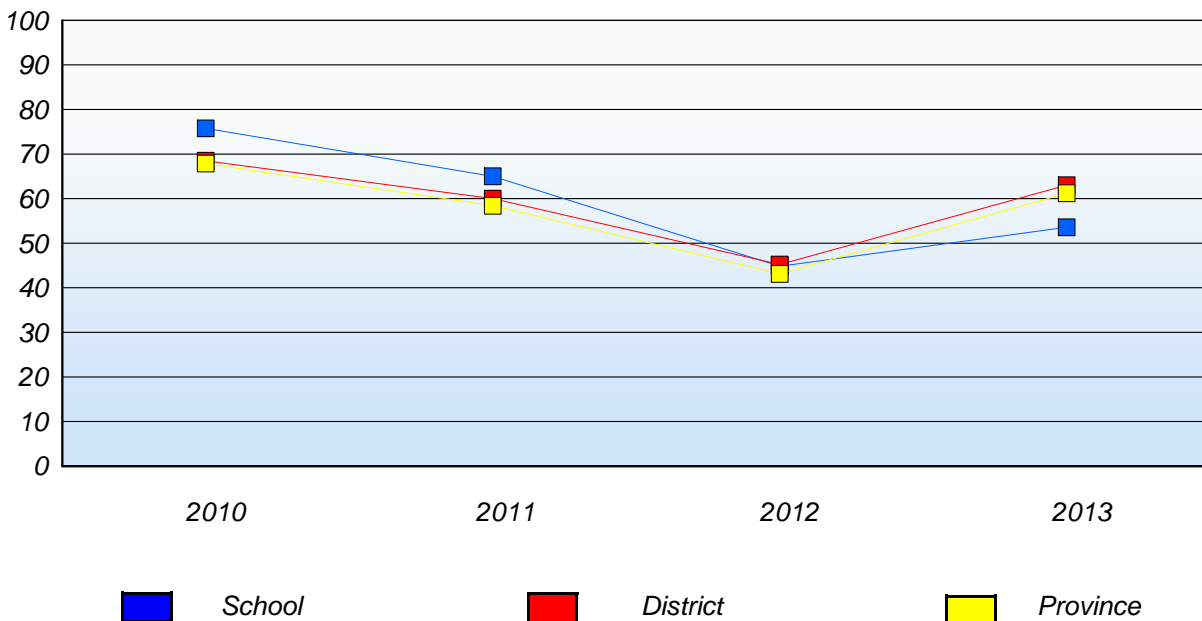
District 4 - Eastern

School #: 268 Harbour Grace Primary

**Demand Writing**  
Percentage of students at level 3 or above (2010 - 2013)



**Reading**  
Percentage of students at level 3 or above (2010 - 2013)



\* In some cases, CRT numbers may exceed AGR numbers based on late enrolments. Pie chart is based on the number of students who wrote the CRT.

\* Mushuau Innu Natuashish School and Sheshatshiu Innu School are excluded from district and provincial results.

District 4 - Eastern

School #: 272 Holy Cross Elementary

**Demand Writing**

School

District

Province

Creative Writing

Persuasive Writing

Creative Writing

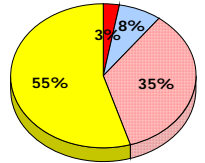
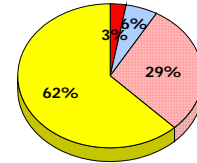
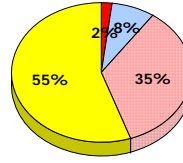
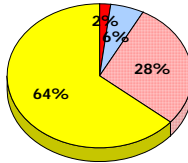
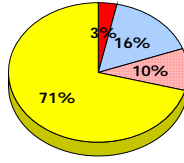
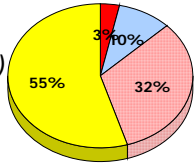
Persuasive Writing

Creative Writing

Persuasive Writing

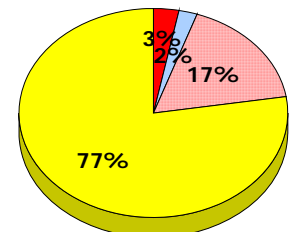
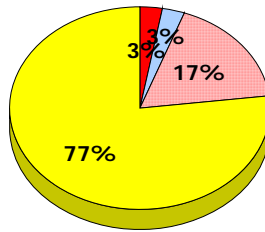
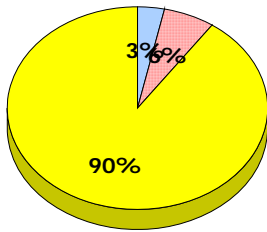
**2013**

Apr 30, 2013 (31)



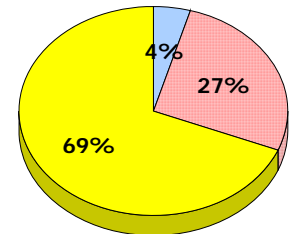
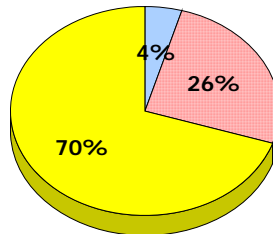
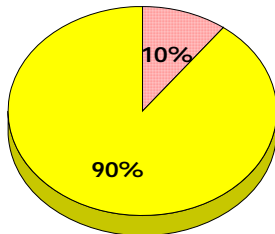
**2012**

Apr 30, 2012 (31)




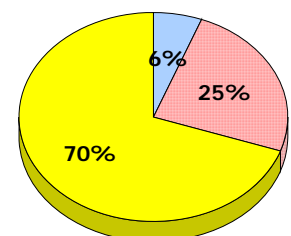
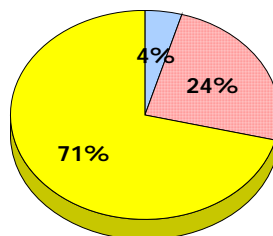
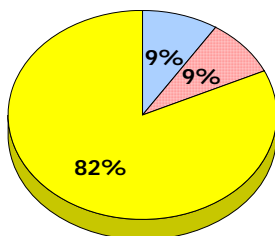
**2011**

AGR (38)



**2010**

AGR (22)



\* In some cases, CRT numbers may exceed AGR numbers based on late enrolments. Pie chart is based on the number of students who wrote the CRT.  
 \* Mushuau Innu Natuashish School and Sheshatshiu Innu School are excluded from district and provincial results.

Primary English Language Arts  
4 Year Provincial Assessment, June 2013  
Student Population Report  
(average scores)

District 4 - Eastern

School #: 272 Holy Cross Elementary

**Reading**

**School**

**District**

**Province**

Non - Fiction

Fiction

Non - Fiction

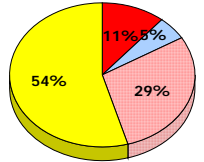
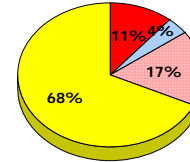
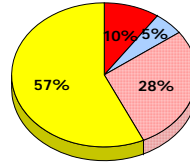
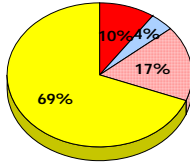
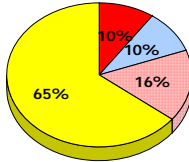
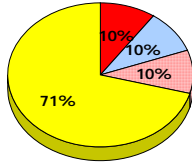
Fiction

Non - Fiction

Fiction

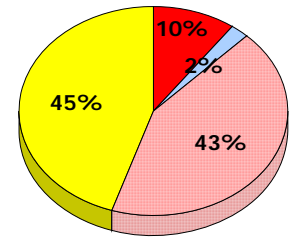
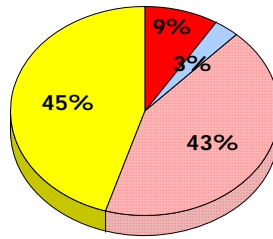
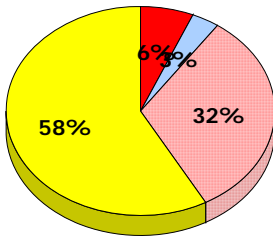
**2013**

Apr 30,  
2013 (31)



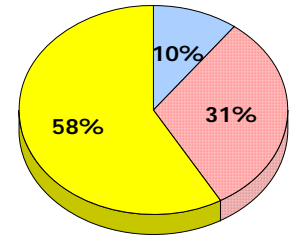
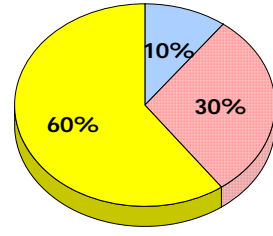
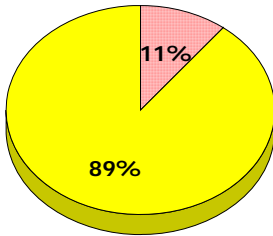
**2012**

Apr 30,  
2012 (31)



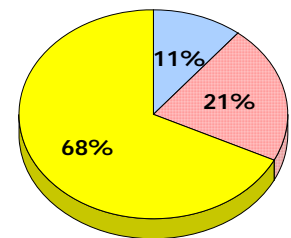
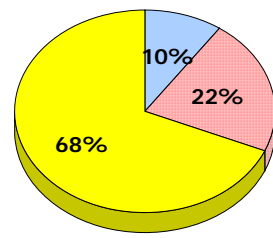
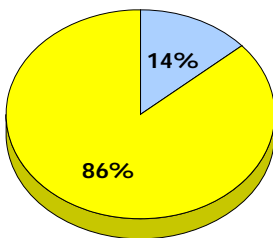
**2011**

AGR (38)



**2010**

AGR (22)



■ Exemption   
 ■ Unknown   
 ■ Not Yet Meeting   
 ■ Meeting or Exceeding

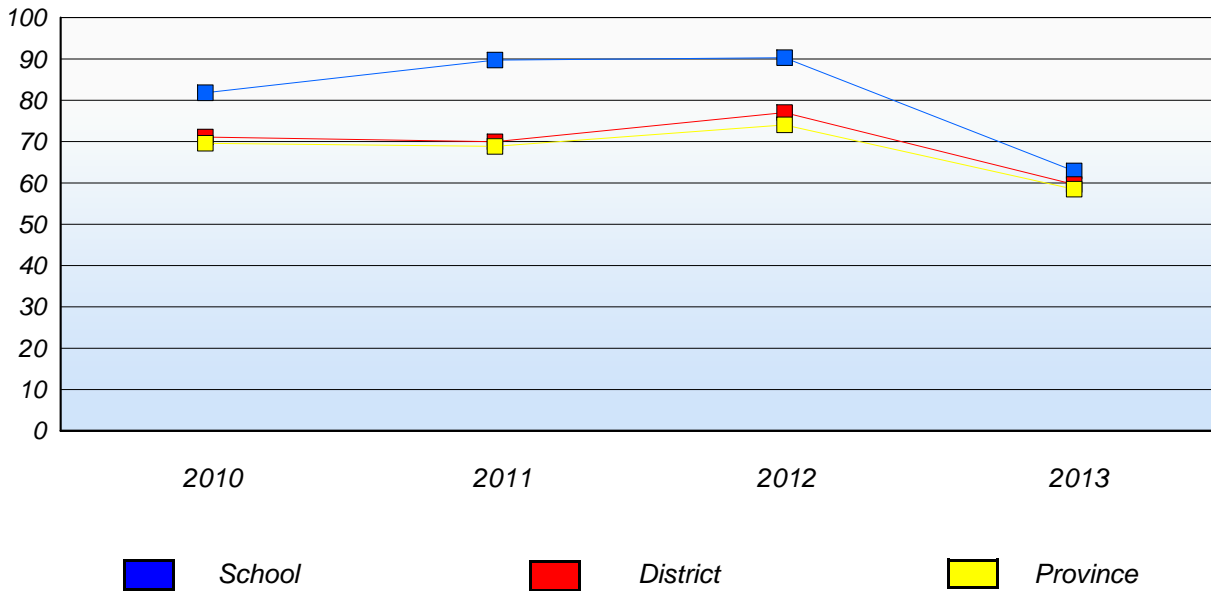
\* In some cases, CRT numbers may exceed AGR numbers based on late enrolments. Pie chart is based on the number of students who wrote the CRT.  
 \* Mushuau Innu Natuashish School and Sheshatshiu Innu School are excluded from district and provincial results.

District 4 - Eastern

School #: 272 Holy Cross Elementary

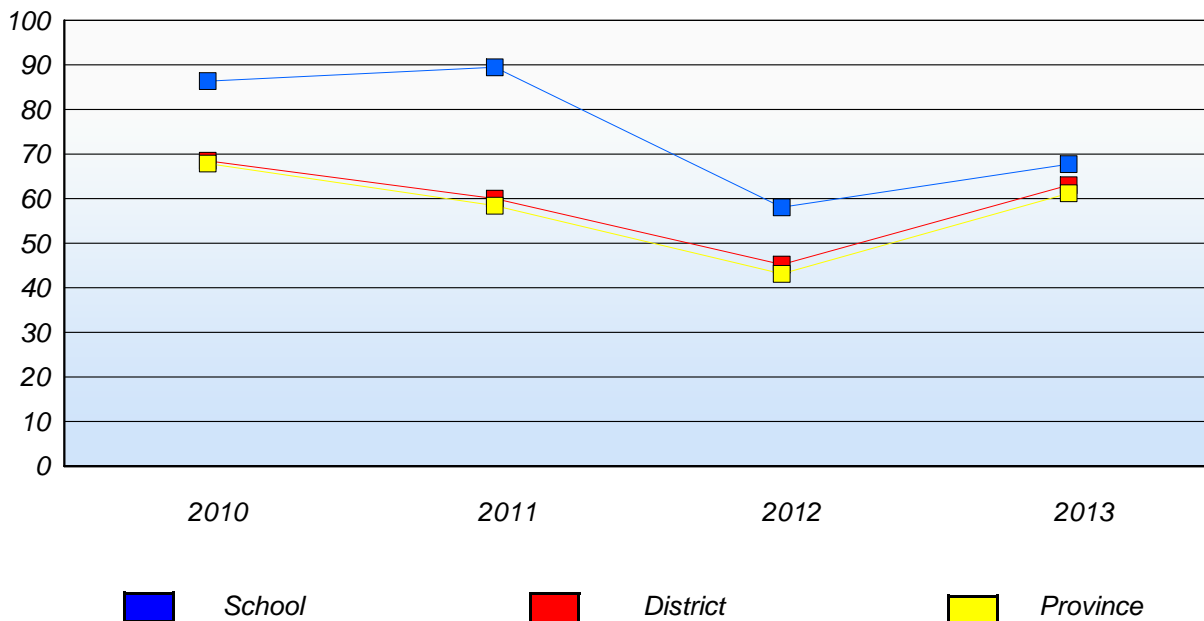
**Demand Writing**

Percentage of students at level 3 or above (2010 - 2013)



**Reading**

Percentage of students at level 3 or above (2010 - 2013)



\* In some cases, CRT numbers may exceed AGR numbers based on late enrolments. Pie chart is based on the number of students who wrote the CRT.

\* Mushuau Innu Natuashish School and Sheshatshiu Innu School are excluded from district and provincial results.



District 4 - Eastern

School #: 274 St. Catherine's Academy

**Demand Writing**

**School**

**District**

**Province**

Creative Writing

Persuasive Writing

Creative Writing

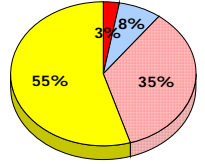
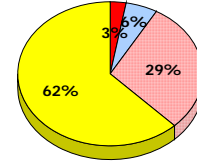
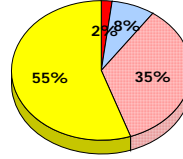
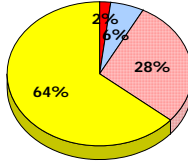
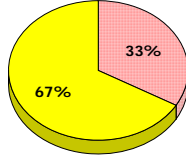
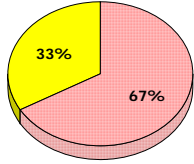
Persuasive Writing

Creative Writing

Persuasive Writing

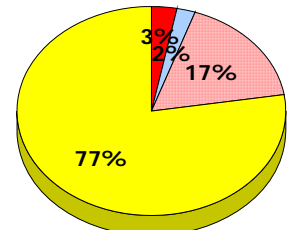
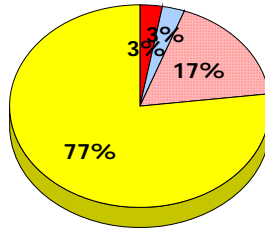
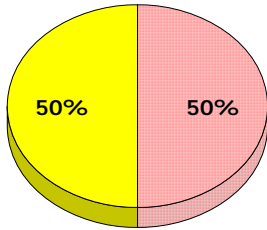
**2013**

Apr 30, 2013 (6)



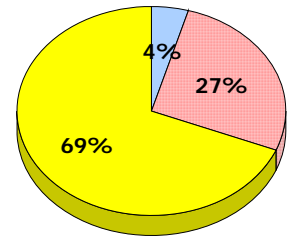
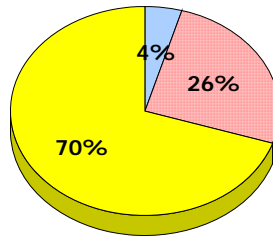
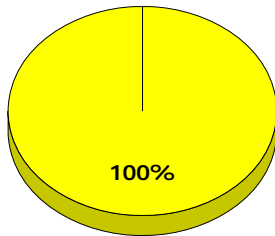
**2012**

Apr 30, 2012 (12)



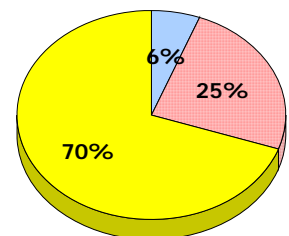
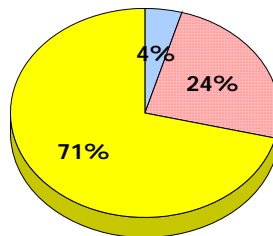
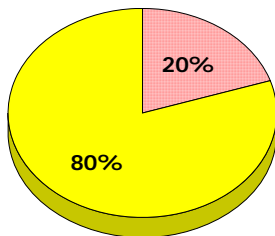
**2011**

AGR (10)



**2010**

AGR (15)



■ Exemption     
 ■ Unknown     
  Not Yet Meeting     
 ■ Meeting or Exceeding

\* In some cases, CRT numbers may exceed AGR numbers based on late enrolments. Pie chart is based on the number of students who wrote the CRT.  
 \* Mushuau Innu Natuashish School and Sheshatshiu Innu School are excluded from district and provincial results.

District 4 - Eastern

School #: 274 St. Catherine's Academy

**Reading**

**School**

**District**

**Province**

Non - Fiction

Fiction

Non - Fiction

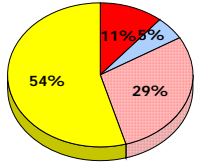
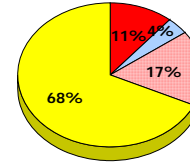
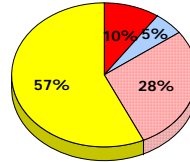
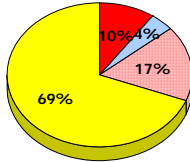
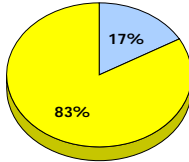
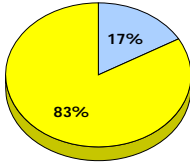
Fiction

Non - Fiction

Fiction

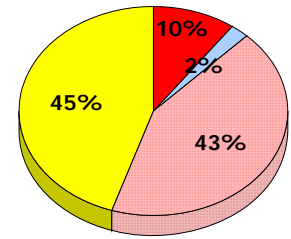
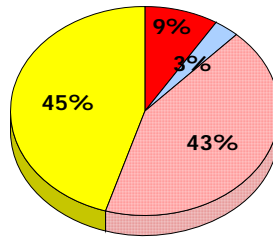
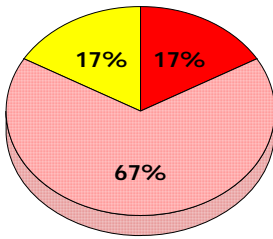
**2013**

Apr 30,  
2013 (6)



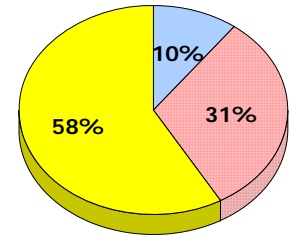
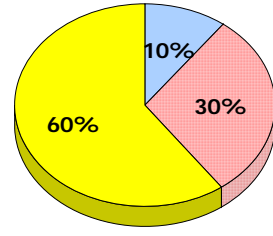
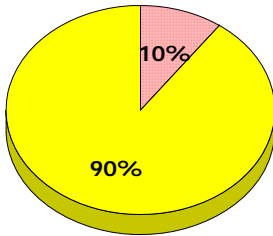
**2012**

Apr 30,  
2012 (12)



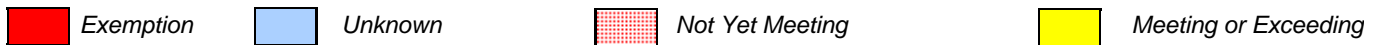
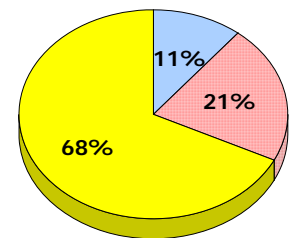
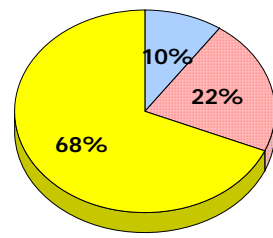
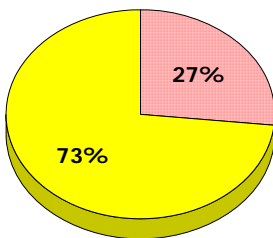
**2011**

AGR (10)



**2010**

AGR (15)

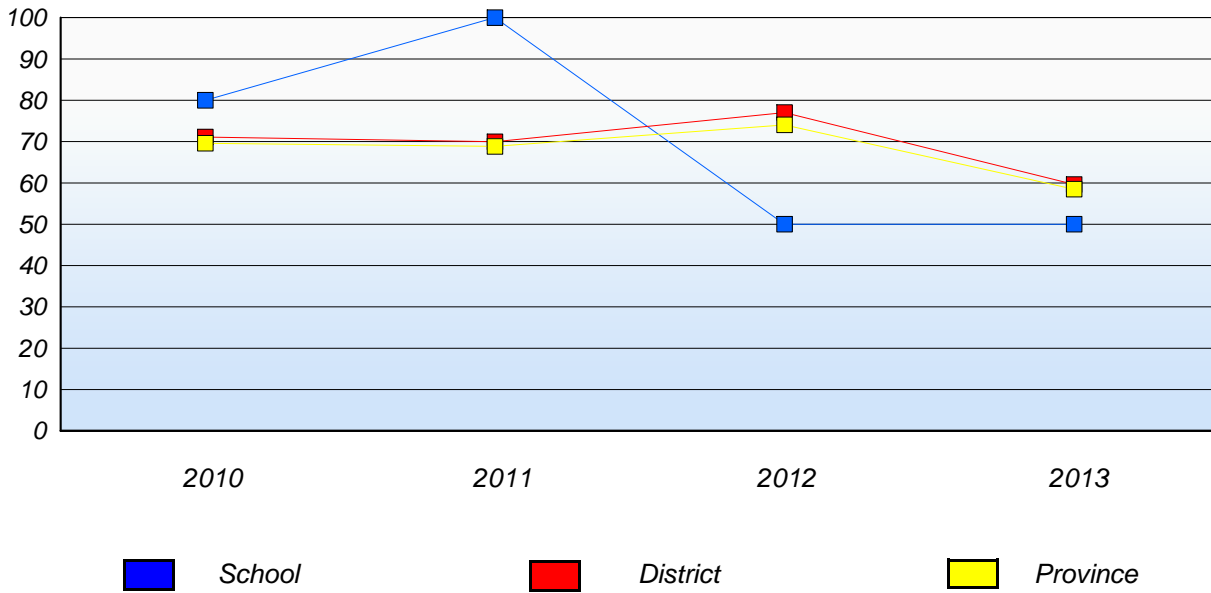


\* In some cases, CRT numbers may exceed AGR numbers based on late enrolments. Pie chart is based on the number of students who wrote the CRT.  
\* Mushuau Innu Natuashish School and Sheshatshiu Innu School are excluded from district and provincial results.

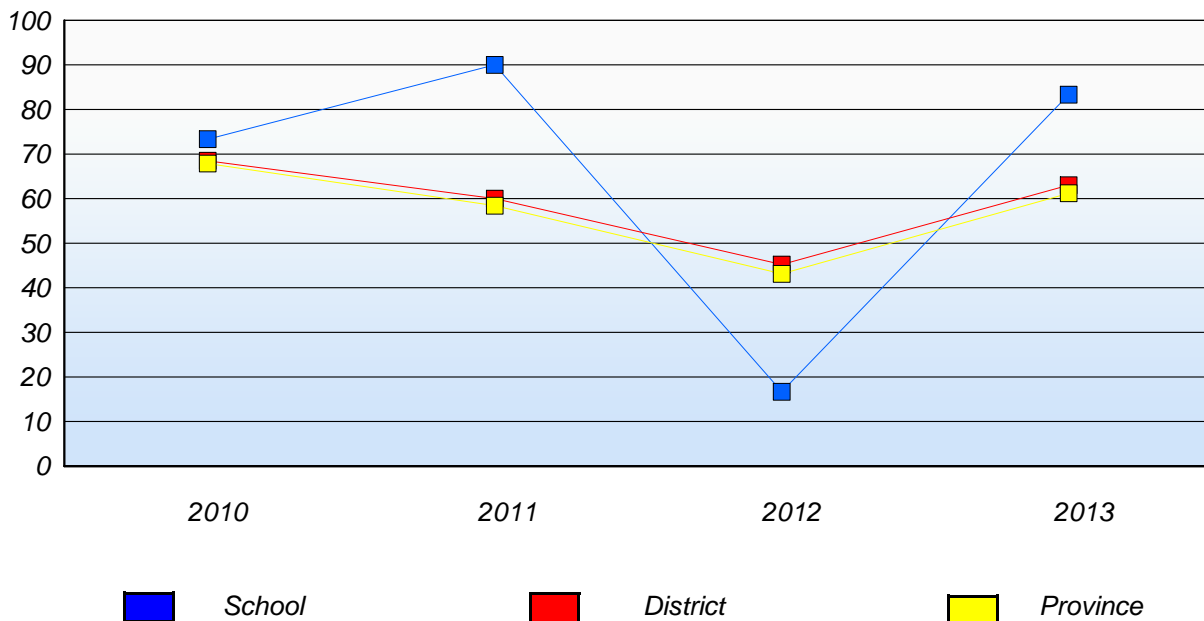
District 4 - Eastern

School #: 274 St. Catherine's Academy

**Demand Writing**  
Percentage of students at level 3 or above (2010 - 2013)



**Reading**  
Percentage of students at level 3 or above (2010 - 2013)



\* In some cases, CRT numbers may exceed AGR numbers based on late enrolments. Pie chart is based on the number of students who wrote the CRT.

\* Mushuau Innu Natuashish School and Sheshatshiu Innu School are excluded from district and provincial results.

District 4 - Eastern

School #: 278 All Hallows Elementary

**Demand Writing**

School

District

Province

Creative Writing

Persuasive Writing

Creative Writing

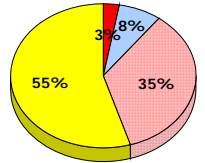
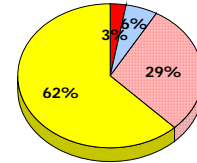
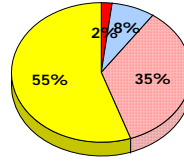
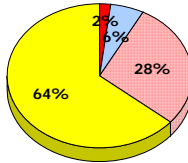
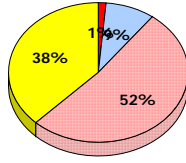
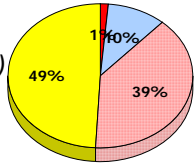
Persuasive Writing

Creative Writing

Persuasive Writing

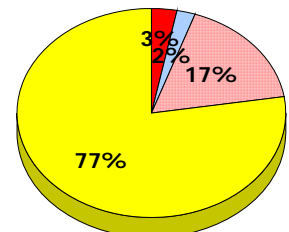
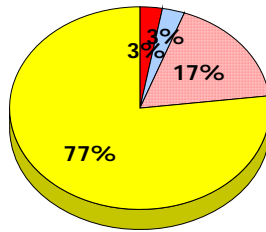
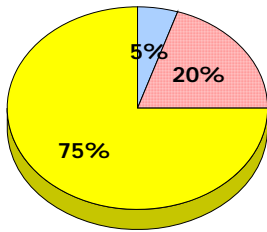
**2013**

Apr 30, 2013 (69)



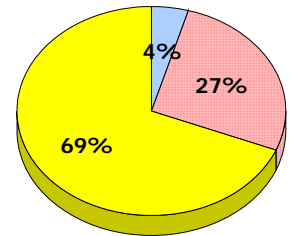
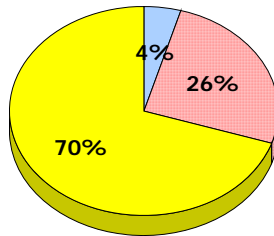
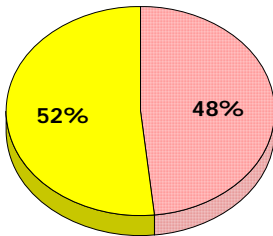
**2012**

Apr 30, 2012 (60)



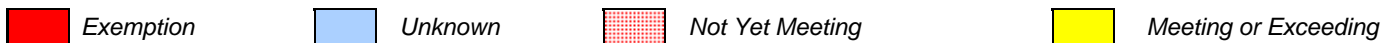
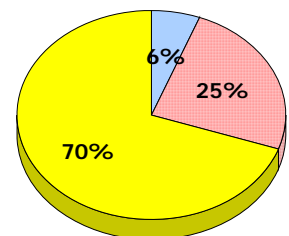
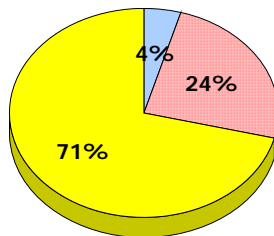
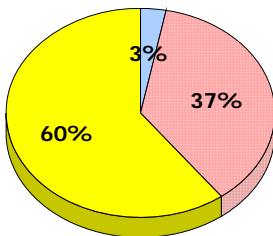
**2011**

AGR (56)



**2010**

AGR (63)



\* In some cases, CRT numbers may exceed AGR numbers based on late enrolments. Pie chart is based on the number of students who wrote the CRT.  
 \* Mushuau Innu Natuashish School and Sheshatshiu Innu School are excluded from district and provincial results.

Primary English Language Arts  
4 Year Provincial Assessment, June 2013  
Student Population Report  
(average scores)

District 4 - Eastern

School #: 278 All Hallows Elementary

**Reading**

**School**

**District**

**Province**

Non - Fiction

Fiction

Non - Fiction

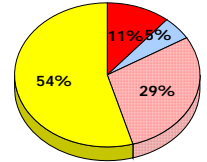
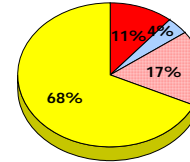
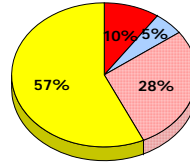
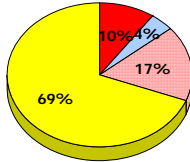
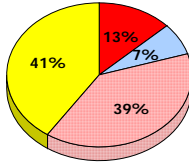
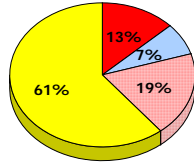
Fiction

Non - Fiction

Fiction

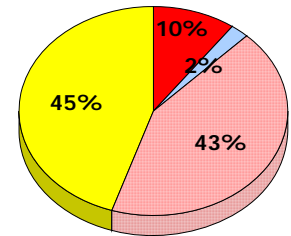
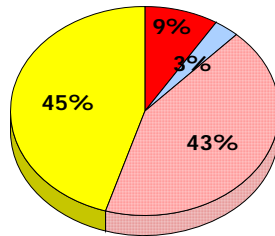
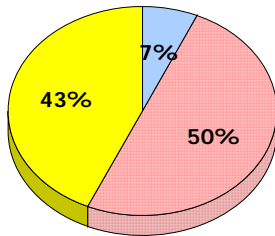
**2013**

Apr 30,  
2013 (69)



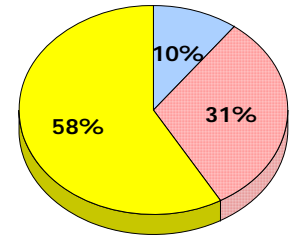
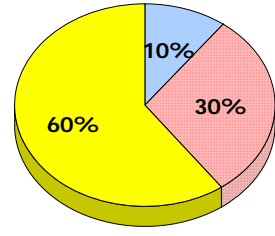
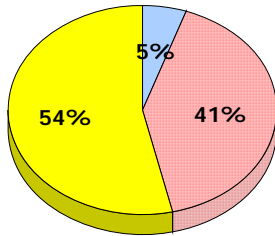
**2012**

Apr 30,  
2012 (60)



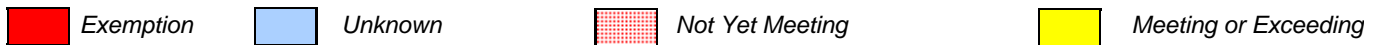
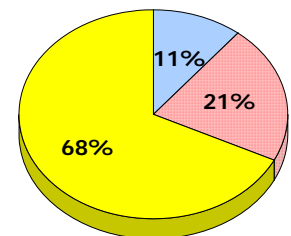
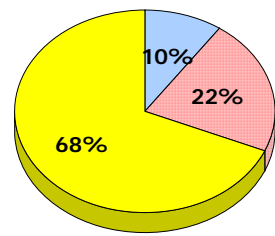
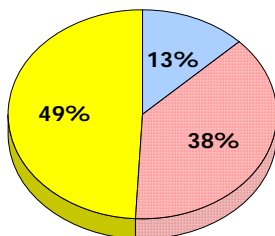
**2011**

AGR (56)



**2010**

AGR (63)

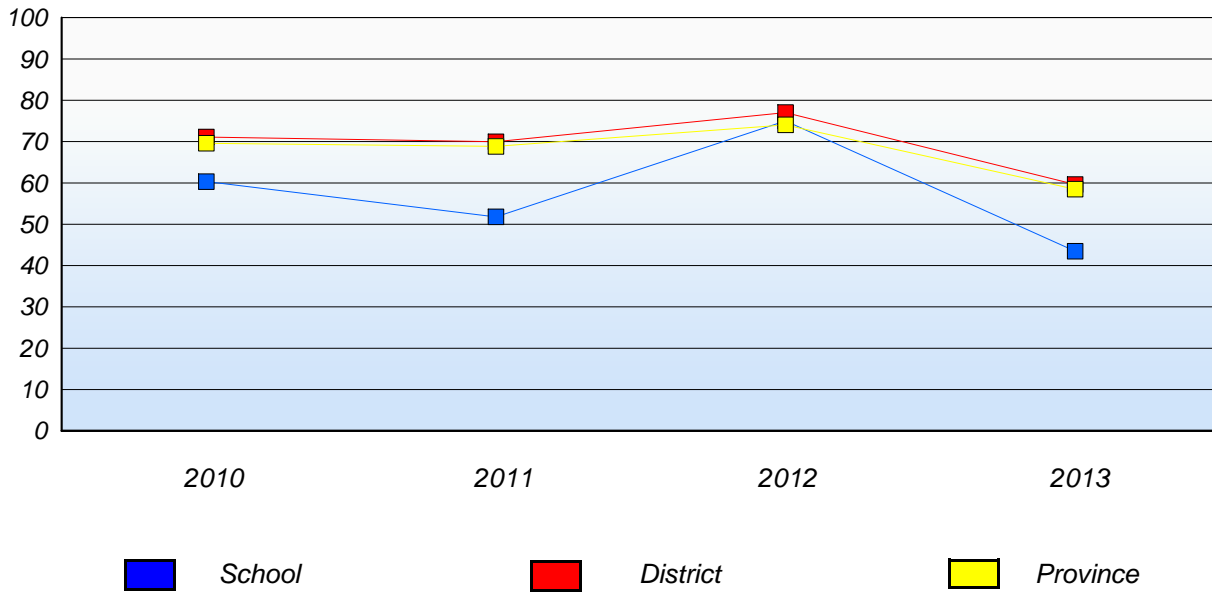


\* In some cases, CRT numbers may exceed AGR numbers based on late enrolments. Pie chart is based on the number of students who wrote the CRT.  
 \* Mushuau Innu Natuashish School and Sheshatshiu Innu School are excluded from district and provincial results.

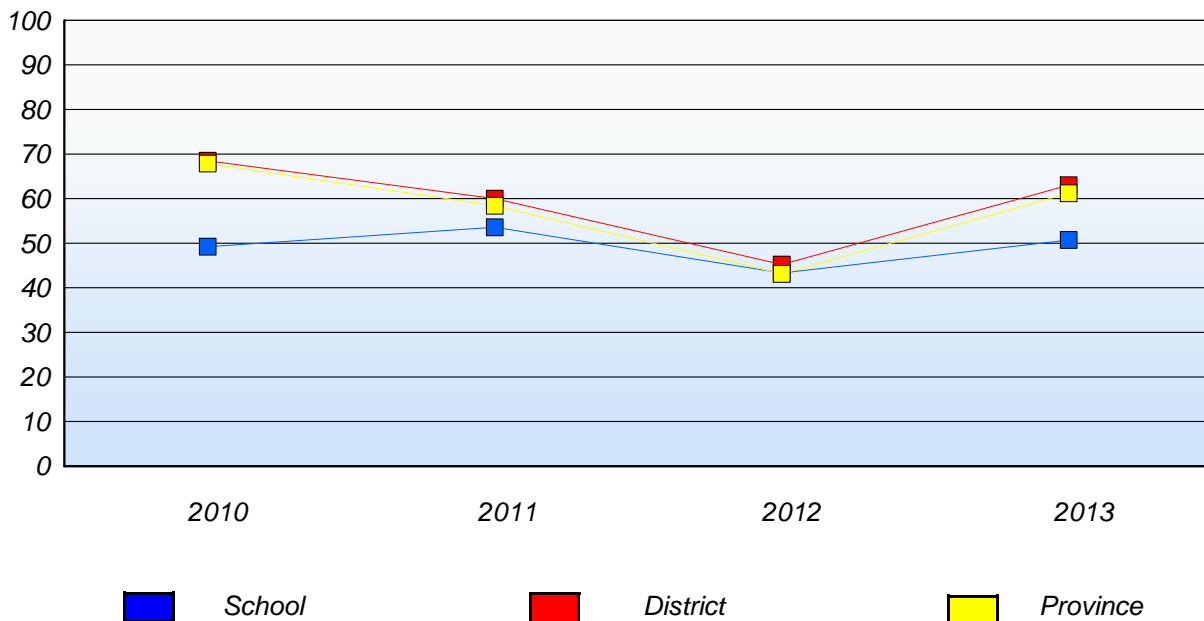
**District 4 - Eastern**

School #: 278 All Hallows Elementary

**Demand Writing**  
Percentage of students at level 3 or above (2010 - 2013)



**Reading**  
Percentage of students at level 3 or above (2010 - 2013)



\* In some cases, CRT numbers may exceed AGR numbers based on late enrolments. Pie chart is based on the number of students who wrote the CRT.

\* Mushuau Innu Natuashish School and Sheshatshiu Innu School are excluded from district and provincial results.

**District 4 - Eastern**

School #: 285 Holy Redeemer Elementary

***Demand Writing***

***School***

***District***

***Province***

*Creative Writing*

*Persuasive Writing*

*Creative Writing*

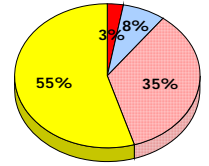
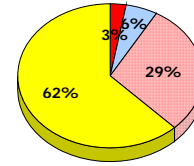
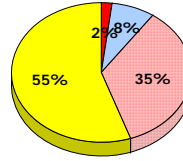
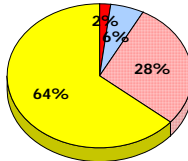
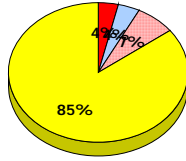
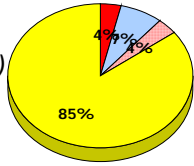
*Persuasive Writing*

*Creative Writing*

*Persuasive Writing*

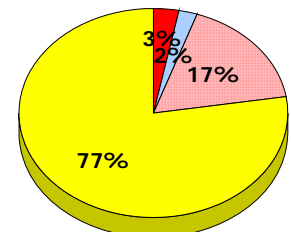
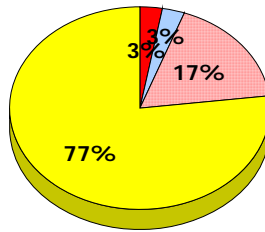
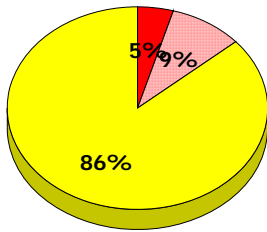
**2013**

Apr 30, 2013 (27)



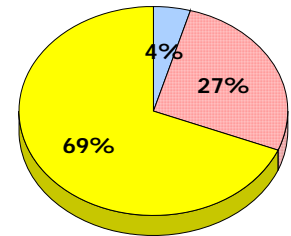
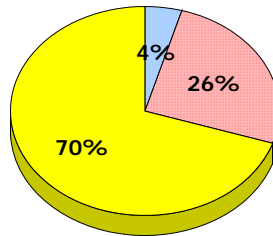
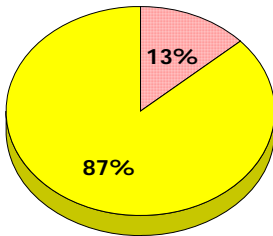
**2012**

Apr 30, 2012 (22)



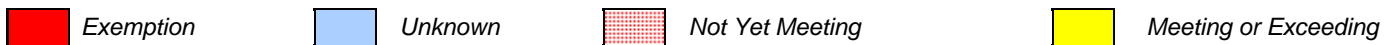
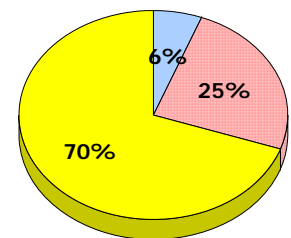
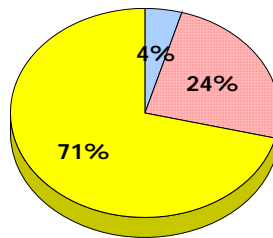
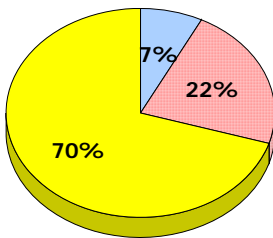
**2011**

AGR (30)



**2010**

AGR (27)



\* In some cases, CRT numbers may exceed AGR numbers based on late enrolments. Pie chart is based on the number of students who wrote the CRT.  
\* Mushuau Innu Natuashish School and Sheshatshiu Innu School are excluded from district and provincial results.

Primary English Language Arts  
4 Year Provincial Assessment, June 2013  
Student Population Report  
(average scores)

District 4 - Eastern

School #: 285 Holy Redeemer Elementary

**Reading**

**School**

**District**

**Province**

Non - Fiction

Fiction

Non - Fiction

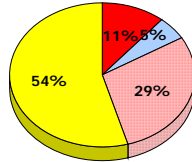
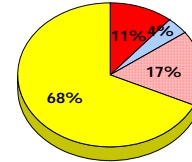
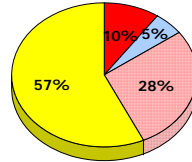
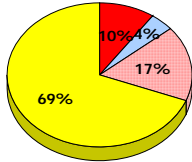
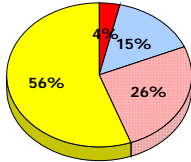
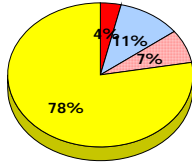
Fiction

Non - Fiction

Fiction

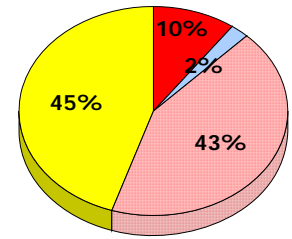
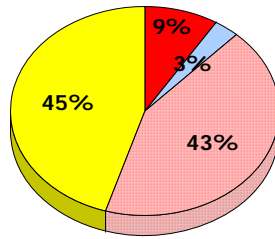
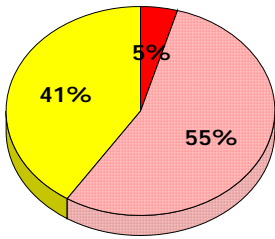
**2013**

Apr 30,  
2013 (27)



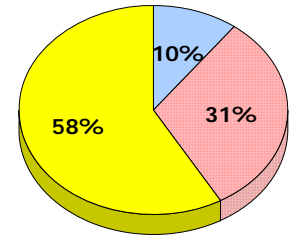
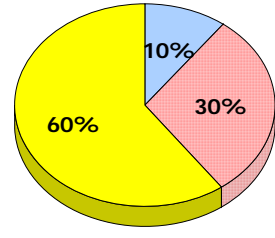
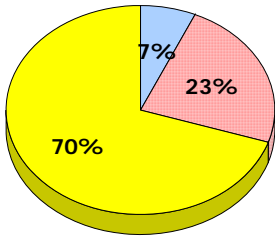
**2012**

Apr 30,  
2012 (22)



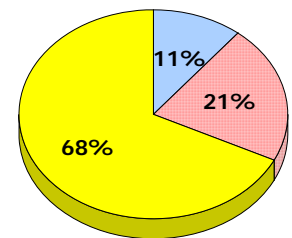
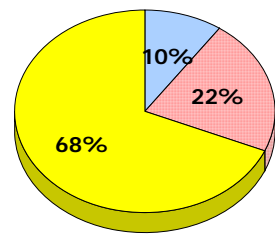
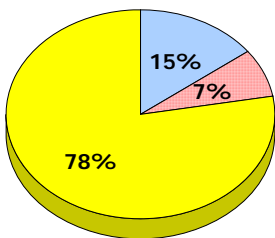
**2011**

AGR (30)



**2010**

AGR (27)



■ Exemption    
 ■ Unknown    
 ■ Not Yet Meeting    
 ■ Meeting or Exceeding

\* In some cases, CRT numbers may exceed AGR numbers based on late enrolments. Pie chart is based on the number of students who wrote the CRT.  
 \* Mushuau Innu Natuashish School and Sheshatshiu Innu School are excluded from district and provincial results.

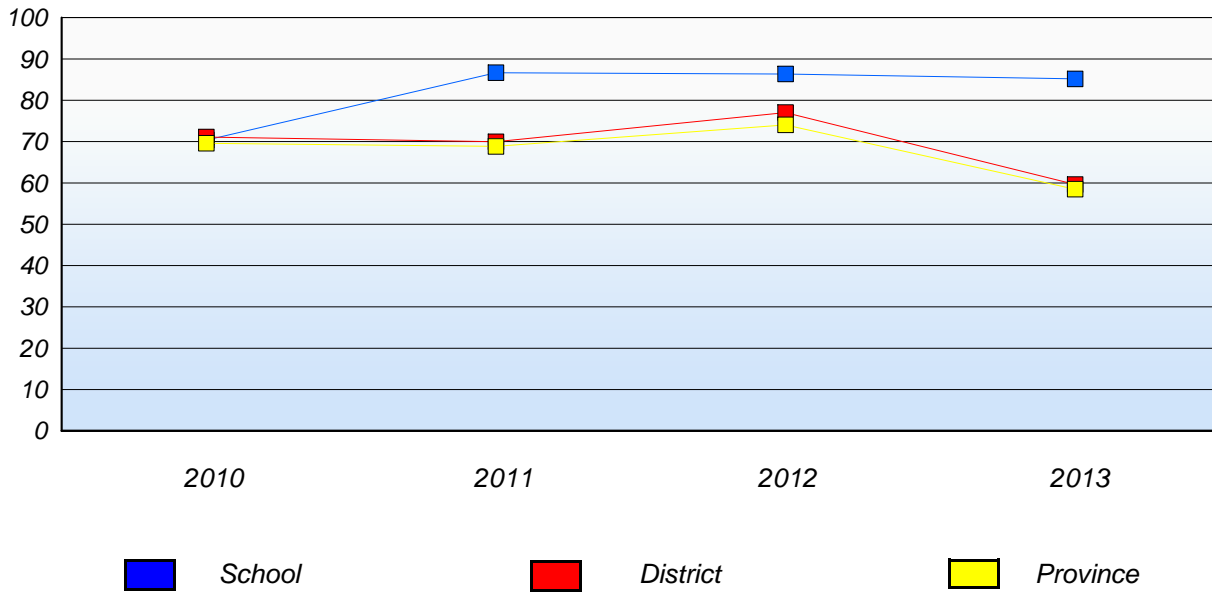


District 4 - Eastern

School #: 285 Holy Redeemer Elementary

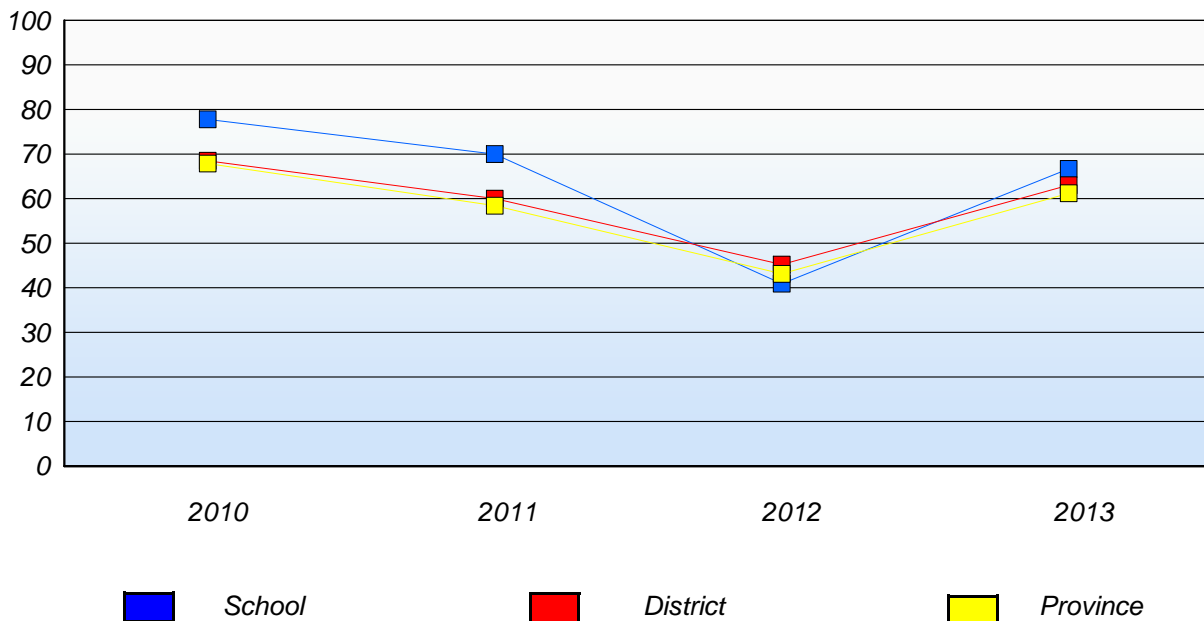
**Demand Writing**

Percentage of students at level 3 or above (2010 - 2013)



**Reading**

Percentage of students at level 3 or above (2010 - 2013)



\* In some cases, CRT numbers may exceed AGR numbers based on late enrolments. Pie chart is based on the number of students who wrote the CRT.

\* Mushuau Innu Natuashish School and Sheshatshiu Innu School are excluded from district and provincial results.

District 4 - Eastern

School #: 286 Fatima Academy

**Demand Writing**

School

District

Province

Creative Writing

Persuasive Writing

Creative Writing

Persuasive Writing

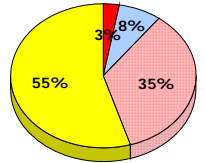
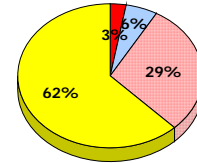
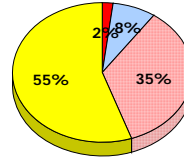
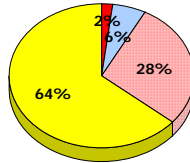
Creative Writing

Persuasive Writing

**2013**

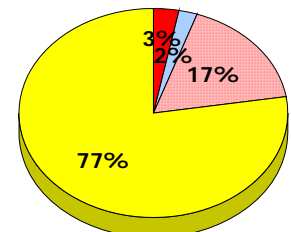
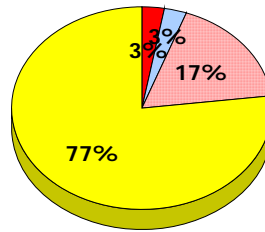
*School data with 5 or fewer students withheld for reasons of confidentiality.*

Apr 30, 2013 (4)



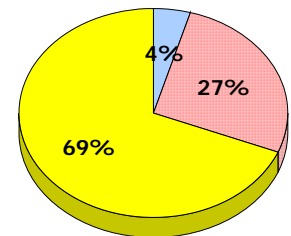
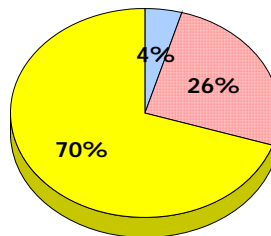
**2012**

Apr 30, 2012 (3)



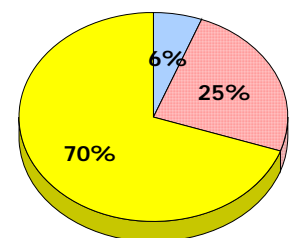
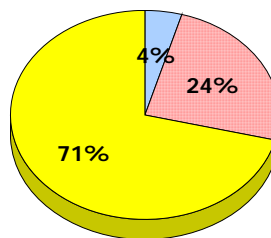
**2011**

AGR (6)



**2010**

AGR (2)



Exemption

Unknown

Not Yet Meeting

Meeting or Exceeding

\* In some cases, CRT numbers may exceed AGR numbers based on late enrolments. Pie chart is based on the number of students who wrote the CRT.

\* Mushuau Innu Natuashish School and Sheshatshiu Innu School are excluded from district and provincial results.

**Primary English Language Arts  
4 Year Provincial Assessment, June 2013  
Student Population Report  
(average scores)**

District 4 - Eastern

School #: 286 Fatima Academy

**Reading**

**School**

**District**

**Province**

Non - Fiction

Fiction

Non - Fiction

Fiction

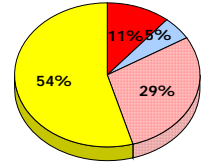
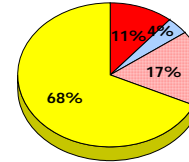
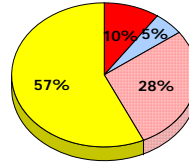
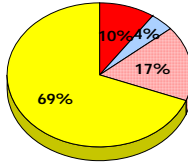
Non - Fiction

Fiction

**2013**

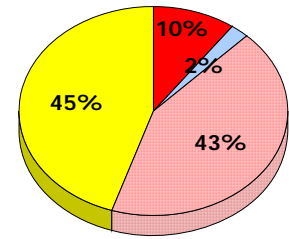
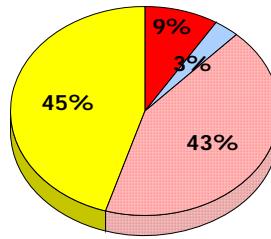
Apr 30,  
2013 (4)

*School data with 5 or fewer students  
withheld for reasons of confidentiality.*



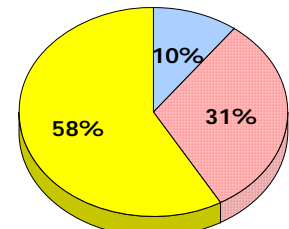
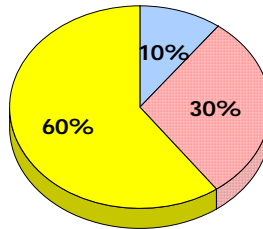
**2012**

Apr 30,  
2012 (3)



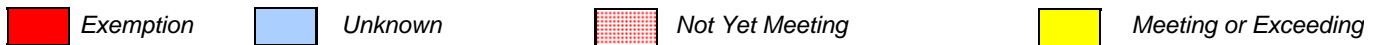
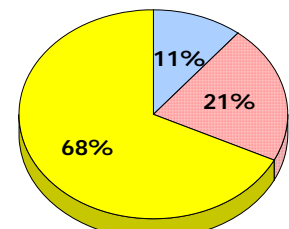
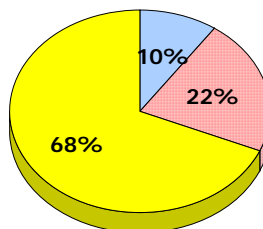
**2011**

AGR (6)



**2010**

AGR (2)



\* In some cases, CRT numbers may exceed AGR numbers based on late enrolments. Pie chart is based on the number of students who wrote the CRT.

\* Mushuau Innu Natuashish School and Sheshatshiu Innu School are excluded from district and provincial results.

**Primary English Language Arts**  
**4 Year Provincial Assessment, June 2013**  
**Student Population Report**  
 (average scores)

District 4 - Eastern

School #: 286 Fatima Academy

**Demand Writing**

*Percentage of students at level 3 or above (2010 - 2013)*

*School data with 5 or fewer students withheld for reasons of confidentiality.*



**Reading**

*Percentage of students at level 3 or above (2010 - 2013)*

*School data with 5 or fewer students withheld for reasons of confidentiality.*



\* In some cases, CRT numbers may exceed AGR numbers based on late enrolments. Pie chart is based on the number of students who wrote the CRT.

\* Mushuau Innu Natuashish School and Sheshatshiu Innu School are excluded from district and provincial results.

District 4 - Eastern

School #: 287 Dunne Memorial Academy

**Demand Writing**

School

District

Province

Creative Writing

Persuasive Writing

Creative Writing

Persuasive Writing

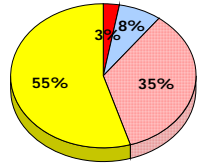
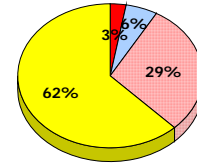
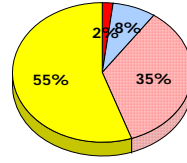
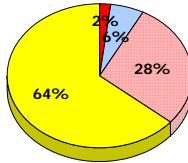
Creative Writing

Persuasive Writing

**2013**

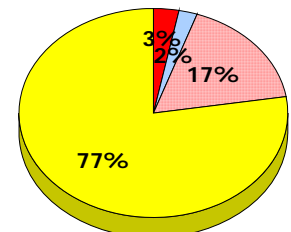
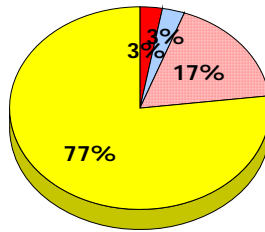
Apr 30, 2013 (4)

*School data with 5 or fewer students withheld for reasons of confidentiality.*



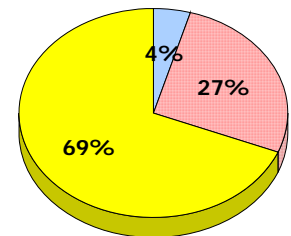
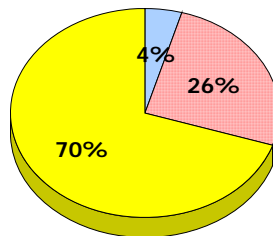
**2012**

Apr 30, 2012 (11)



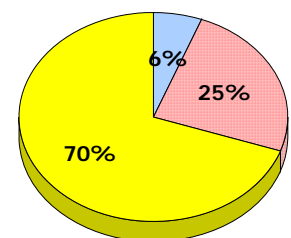
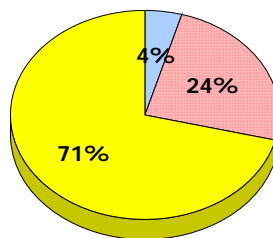
**2011**

AGR (11)



**2010**

AGR (9)



Exemption

Unknown

Not Yet Meeting

Meeting or Exceeding

\* In some cases, CRT numbers may exceed AGR numbers based on late enrolments. Pie chart is based on the number of students who wrote the CRT.

\* Mushuau Innu Natuashish School and Sheshatshiu Innu School are excluded from district and provincial results.

Primary English Language Arts  
4 Year Provincial Assessment, June 2013  
Student Population Report  
(average scores)

District 4 - Eastern

School #: 287 Dunne Memorial Academy

**Reading**

**School**

**District**

**Province**

Non - Fiction

Fiction

Non - Fiction

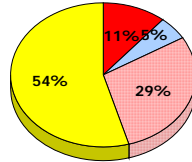
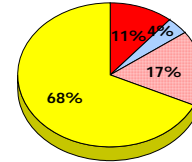
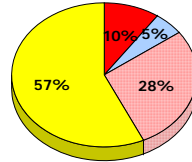
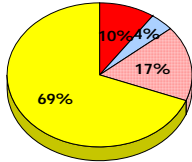
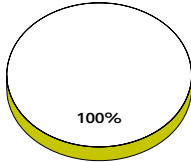
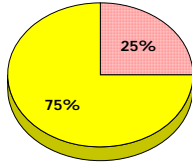
Fiction

Non - Fiction

Fiction

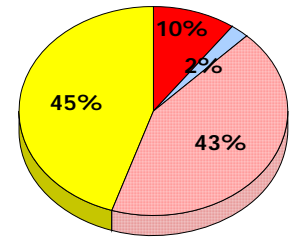
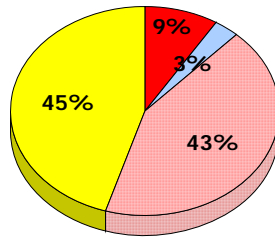
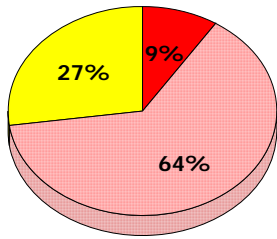
**2013**

Apr 30,  
2013 (4)



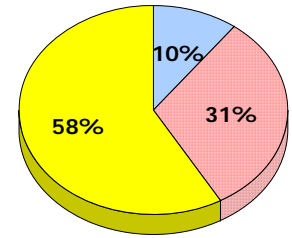
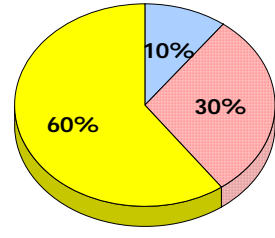
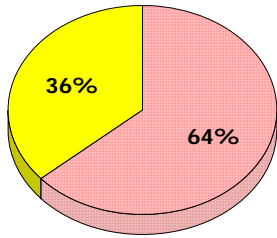
**2012**

Apr 30,  
2012 (11)



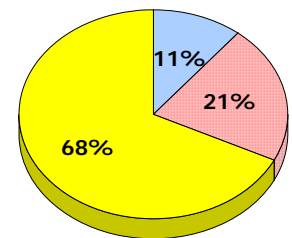
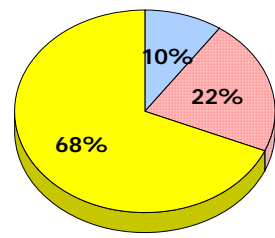
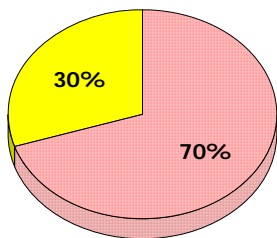
**2011**

AGR (11)



**2010**

AGR (9)



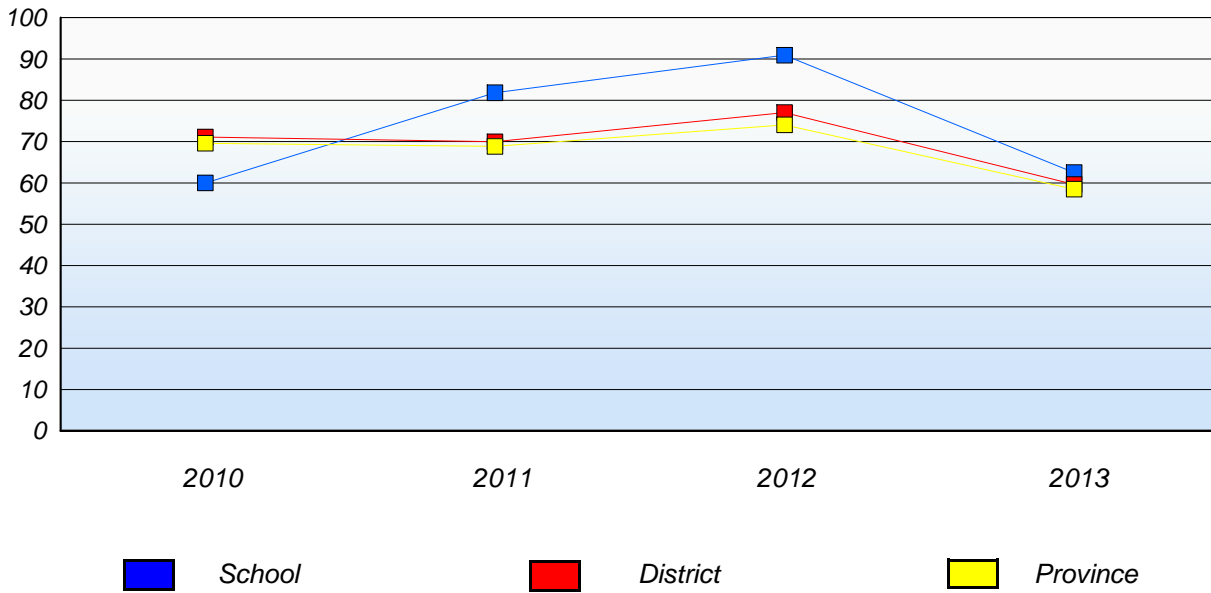
■ Exemption    
 ■ Unknown    
 ■ Not Yet Meeting    
 ■ Meeting or Exceeding

\* In some cases, CRT numbers may exceed AGR numbers based on late enrolments. Pie chart is based on the number of students who wrote the CRT.  
 \* Mushuau Innu Natuashish School and Sheshatshiu Innu School are excluded from district and provincial results.

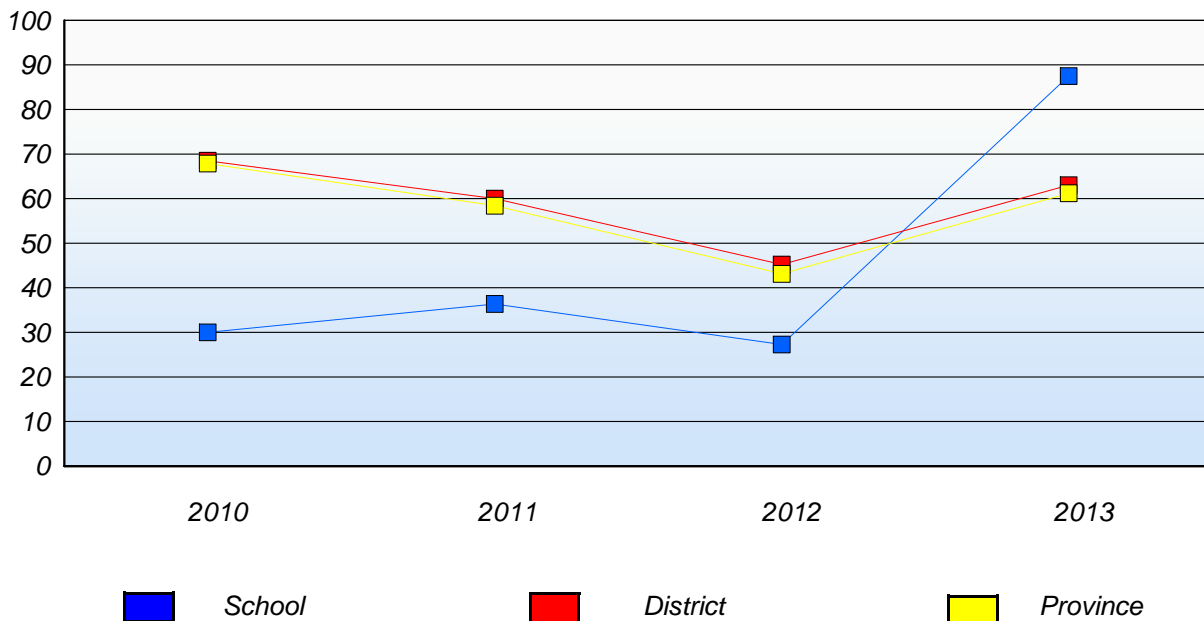
District 4 - Eastern

School #: 287 Dunne Memorial Academy

**Demand Writing**  
Percentage of students at level 3 or above (2010 - 2013)



**Reading**  
Percentage of students at level 3 or above (2010 - 2013)



\* In some cases, CRT numbers may exceed AGR numbers based on late enrolments. Pie chart is based on the number of students who wrote the CRT.

\* Mushuau Innu Natuashish School and Sheshatshiu Innu School are excluded from district and provincial results.

District 4 - Eastern

School #: 289 St. Peter's Elementary

**Demand Writing**

**School**

**District**

**Province**

Creative Writing

Persuasive Writing

Creative Writing

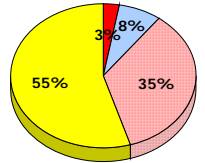
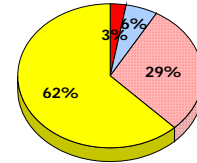
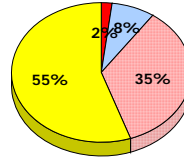
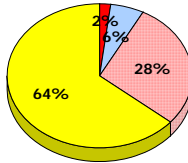
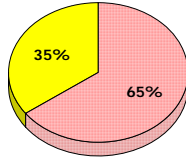
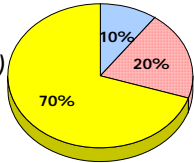
Persuasive Writing

Creative Writing

Persuasive Writing

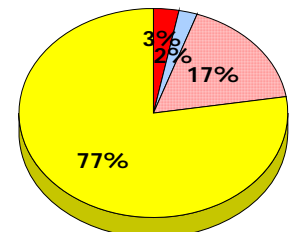
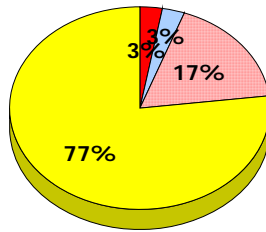
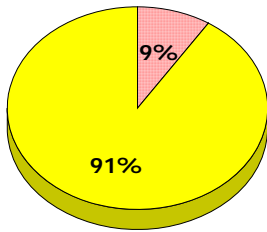
**2013**

Apr 30, 2013 (20)



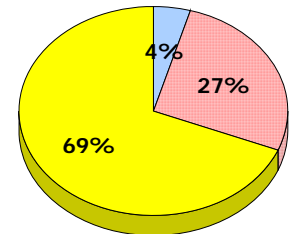
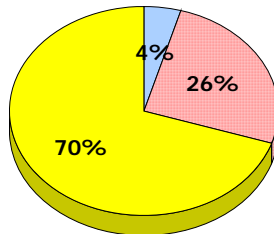
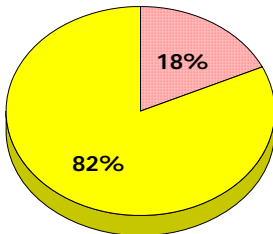
**2012**

Apr 30, 2012 (22)



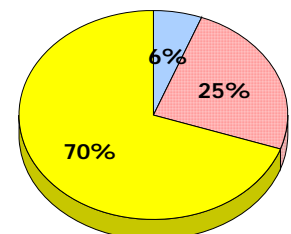
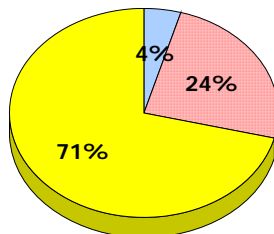
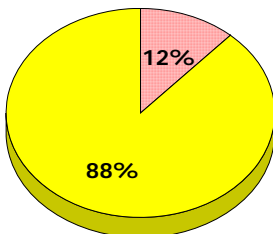
**2011**

AGR (22)



**2010**

AGR (17)



■ Exemption     
 ■ Unknown     
 ■ Not Yet Meeting     
 ■ Meeting or Exceeding

\* In some cases, CRT numbers may exceed AGR numbers based on late enrolments. Pie chart is based on the number of students who wrote the CRT.  
 \* Mushuau Innu Natuashish School and Sheshatshiu Innu School are excluded from district and provincial results.



District 4 - Eastern

School #: 289 St. Peter's Elementary

**Reading**

**School**

**District**

**Province**

Non - Fiction

Fiction

Non - Fiction

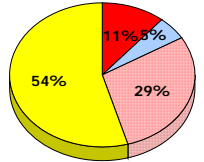
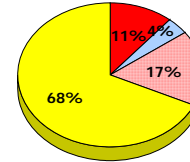
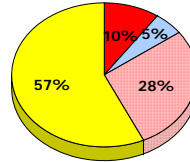
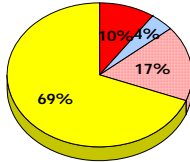
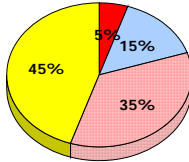
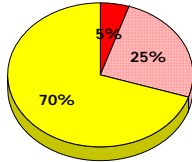
Fiction

Non - Fiction

Fiction

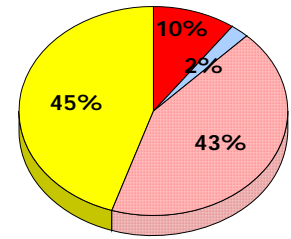
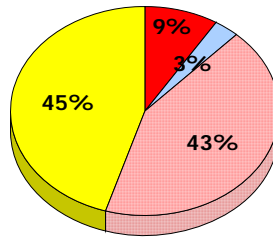
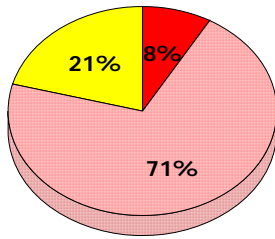
**2013**

Apr 30,  
2013 (20)



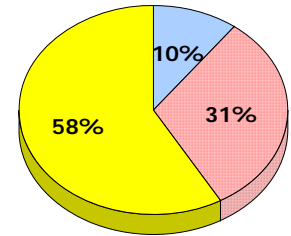
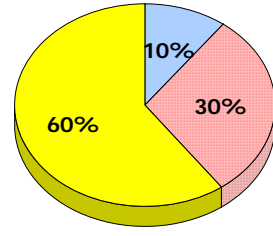
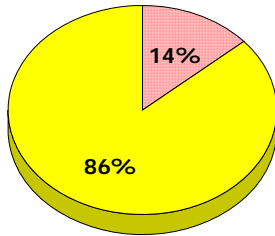
**2012**

Apr 30,  
2012 (22)



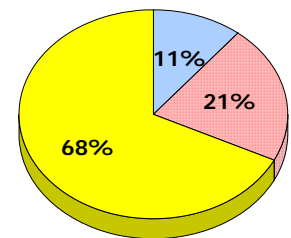
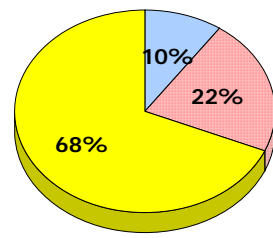
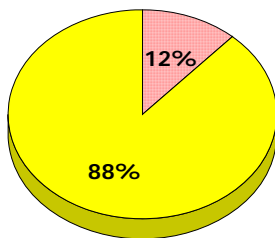
**2011**

AGR (22)



**2010**

AGR (17)



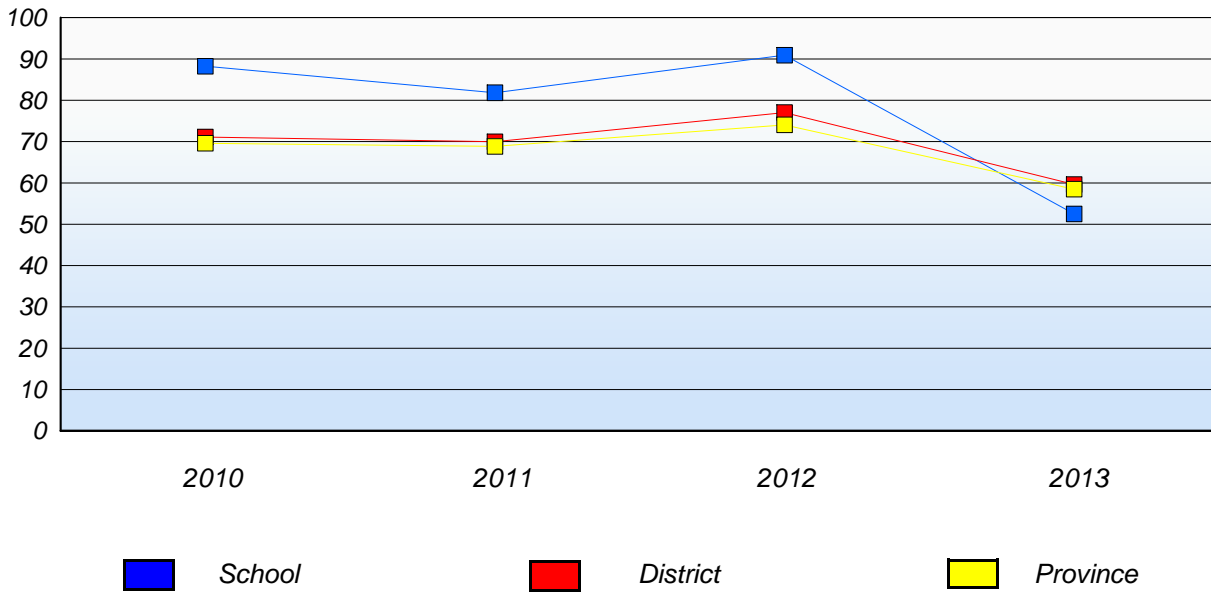
■ Exemption   
 ■ Unknown   
 ■ Not Yet Meeting   
 ■ Meeting or Exceeding

\* In some cases, CRT numbers may exceed AGR numbers based on late enrolments. Pie chart is based on the number of students who wrote the CRT.  
 \* Mushuau Innu Natuashish School and Sheshatshiu Innu School are excluded from district and provincial results.

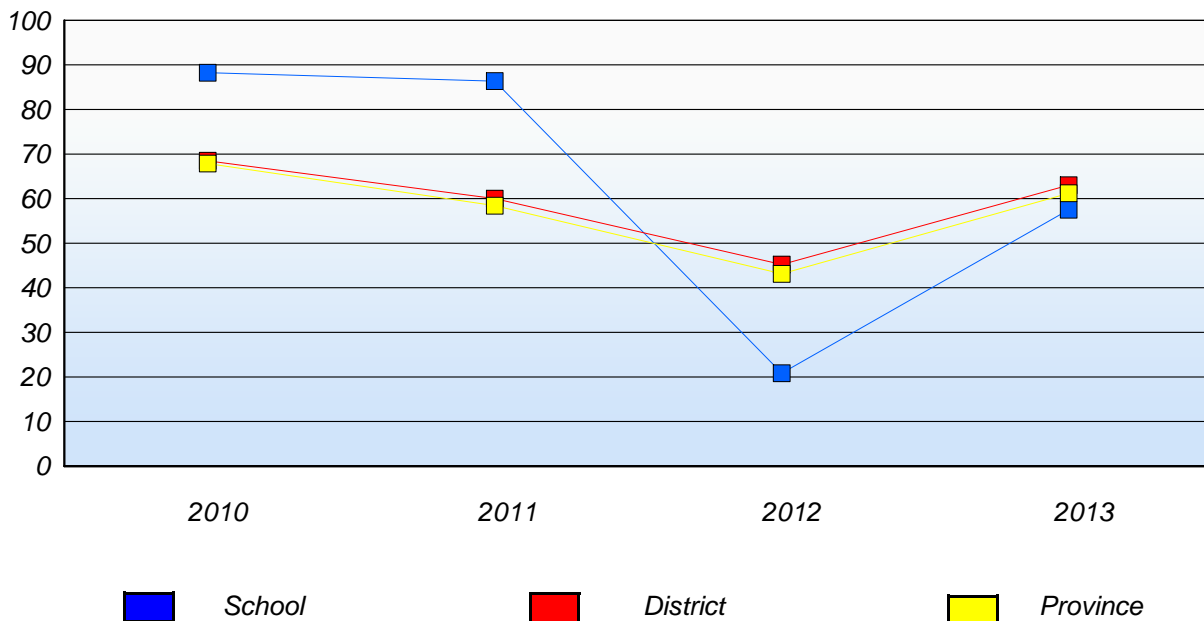
District 4 - Eastern

School #: 289 St. Peter's Elementary

**Demand Writing**  
Percentage of students at level 3 or above (2010 - 2013)



**Reading**  
Percentage of students at level 3 or above (2010 - 2013)



\* In some cases, CRT numbers may exceed AGR numbers based on late enrolments. Pie chart is based on the number of students who wrote the CRT.

\* Mushuau Innu Natuashish School and Sheshatshiu Innu School are excluded from district and provincial results.

District 4 - Eastern

School #: 291 Perlwin Elementary

**Demand Writing**

**School**

**District**

**Province**

Creative Writing

Persuasive Writing

Creative Writing

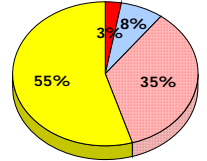
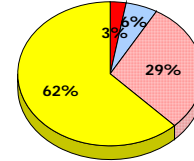
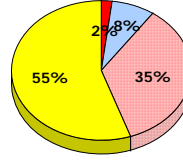
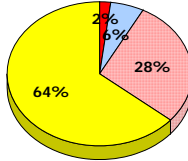
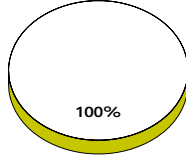
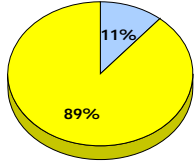
Persuasive Writing

Creative Writing

Persuasive Writing

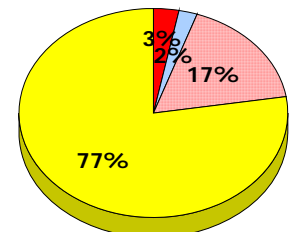
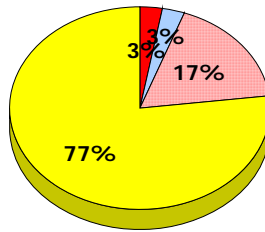
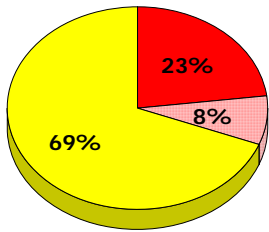
**2013**

Apr 30, 2013 (9)



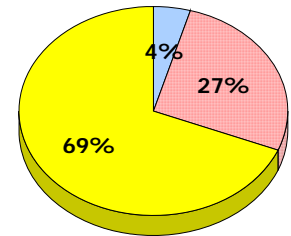
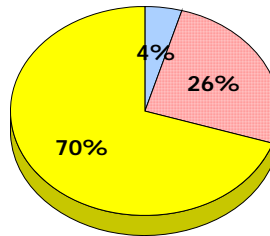
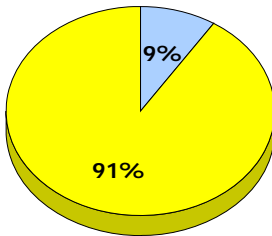
**2012**

Apr 30, 2012 (13)



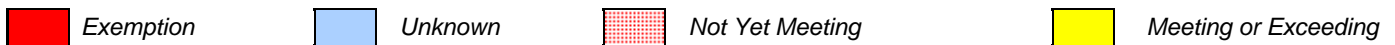
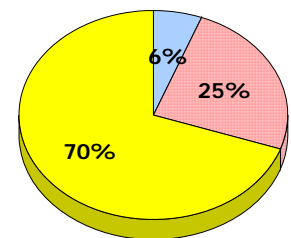
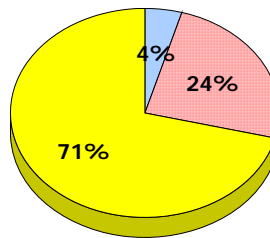
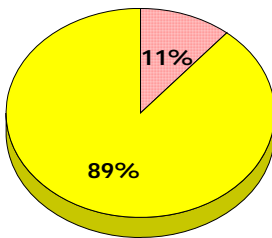
**2011**

AGR (11)



**2010**

AGR (8)



\* In some cases, CRT numbers may exceed AGR numbers based on late enrolments. Pie chart is based on the number of students who wrote the CRT.  
\* Mushuau Innu Natuashish School and Sheshatshiu Innu School are excluded from district and provincial results.

District 4 - Eastern

School #: 291 Perlwin Elementary

**Reading**

**School**

**District**

**Province**

Non - Fiction

Fiction

Non - Fiction

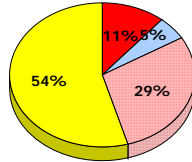
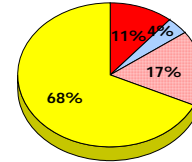
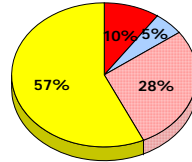
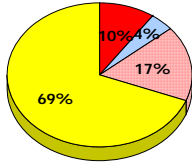
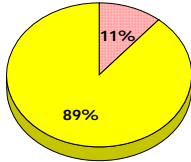
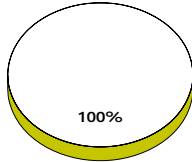
Fiction

Non - Fiction

Fiction

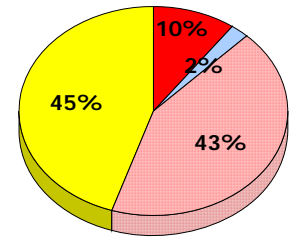
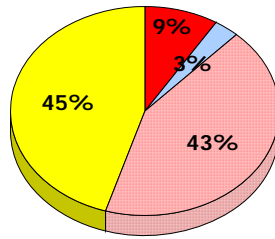
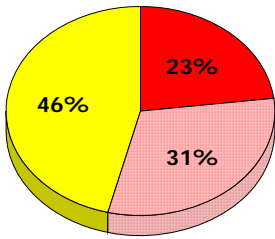
**2013**

Apr 30,  
2013 (9)



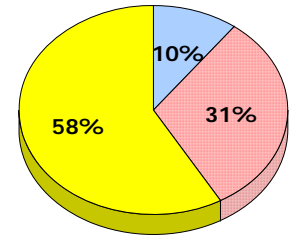
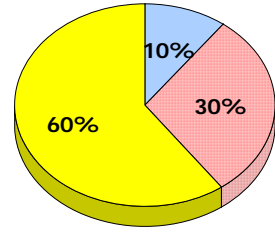
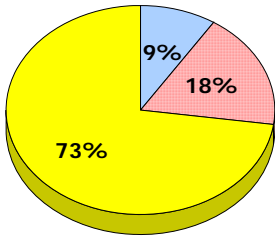
**2012**

Apr 30,  
2012 (13)



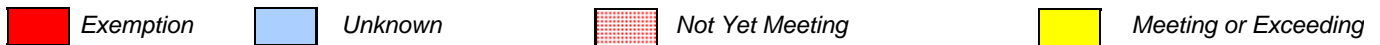
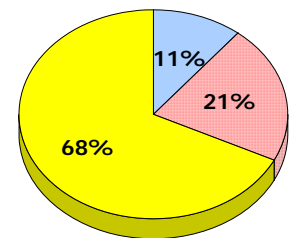
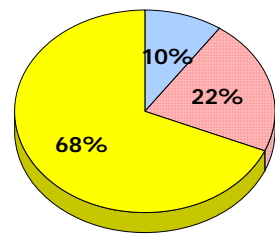
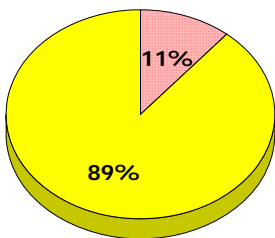
**2011**

AGR (11)



**2010**

AGR (8)



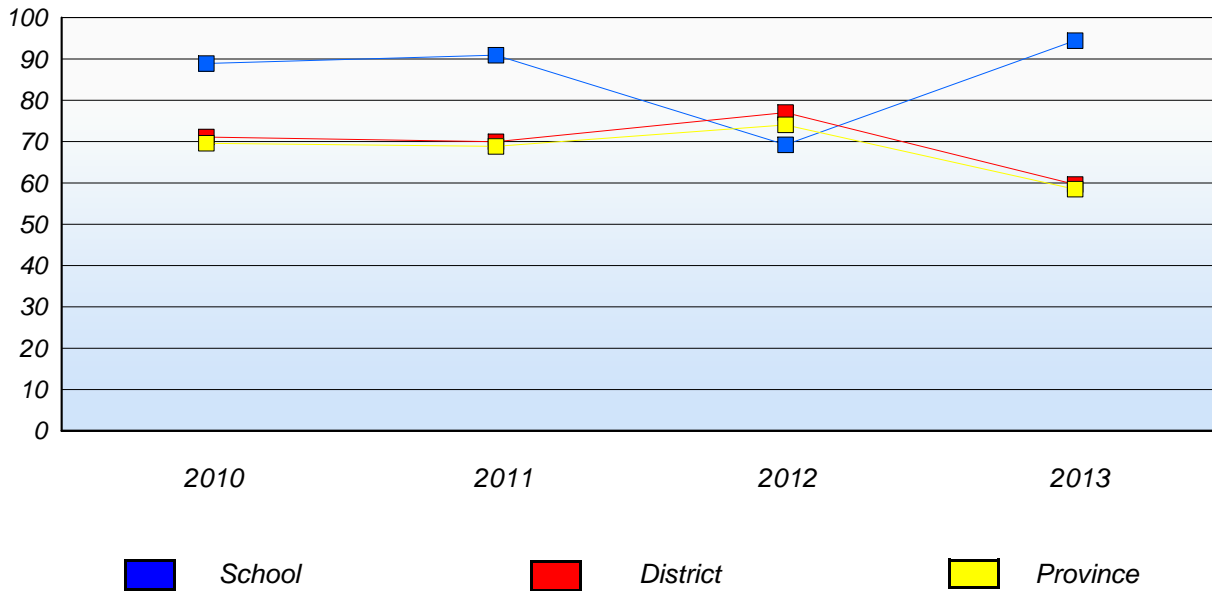
\* In some cases, CRT numbers may exceed AGR numbers based on late enrolments. Pie chart is based on the number of students who wrote the CRT.  
\* Mushuau Innu Natuashish School and Sheshatshiu Innu School are excluded from district and provincial results.

District 4 - Eastern

School #: 291 Perlwin Elementary

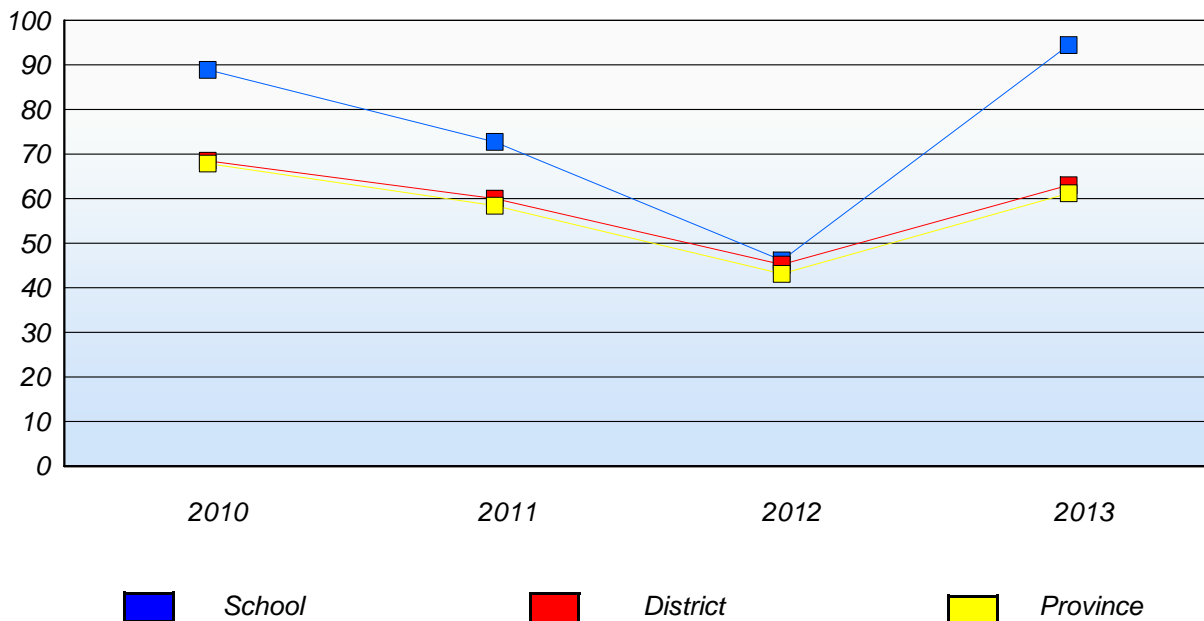
**Demand Writing**

Percentage of students at level 3 or above (2010 - 2013)



**Reading**

Percentage of students at level 3 or above (2010 - 2013)



\* In some cases, CRT numbers may exceed AGR numbers based on late enrolments. Pie chart is based on the number of students who wrote the CRT.

\* Mushuau Innu Natuashish School and Sheshatshiu Innu School are excluded from district and provincial results.

**District 4 - Eastern**

School #: 294 St. Augustine's Elementary

***Demand Writing***

***School***

***District***

***Province***

*Creative Writing*

*Persuasive Writing*

*Creative Writing*

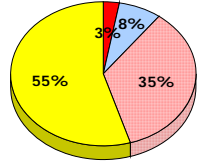
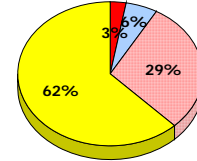
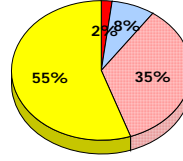
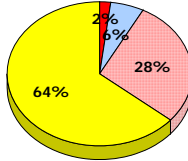
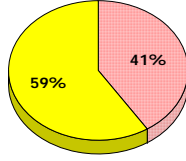
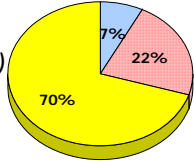
*Persuasive Writing*

*Creative Writing*

*Persuasive Writing*

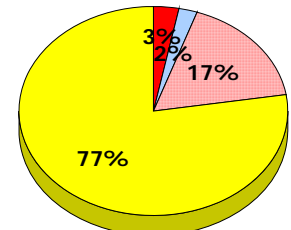
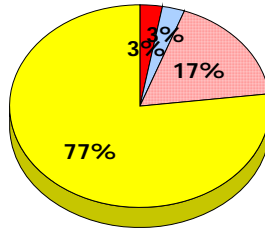
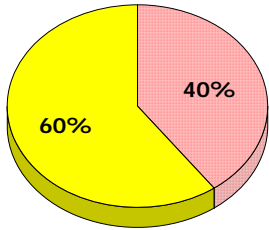
**2013**

Apr 30, 2013 (27)



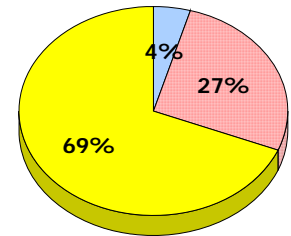
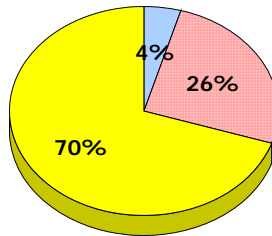
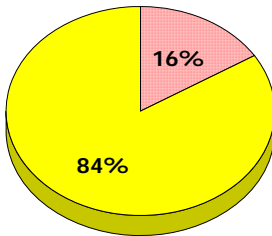
**2012**

Apr 30, 2012 (25)



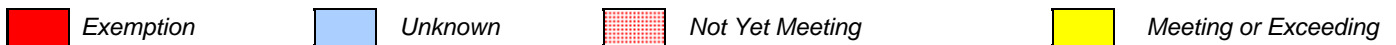
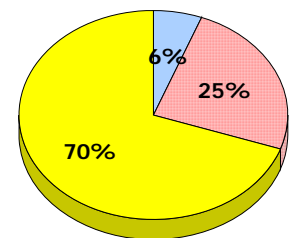
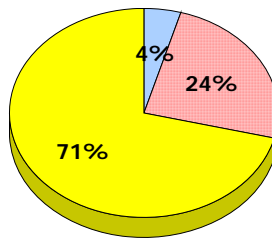
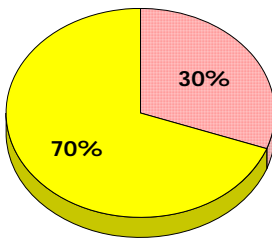
**2011**

AGR (25)



**2010**

AGR (22)



\* In some cases, CRT numbers may exceed AGR numbers based on late enrolments. Pie chart is based on the number of students who wrote the CRT.  
\* Mushuau Innu Natuashish School and Sheshatshiu Innu School are excluded from district and provincial results.

Primary English Language Arts  
4 Year Provincial Assessment, June 2013  
Student Population Report  
(average scores)

District 4 - Eastern

School #: 294 St. Augustine's Elementary

**Reading**

**School**

**District**

**Province**

Non - Fiction

Fiction

Non - Fiction

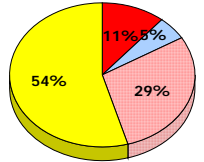
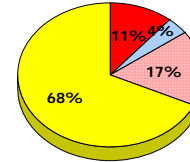
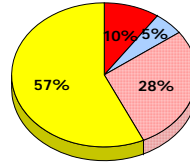
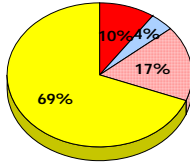
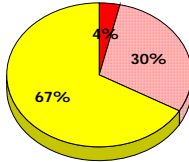
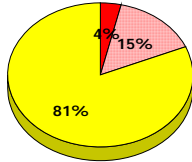
Fiction

Non - Fiction

Fiction

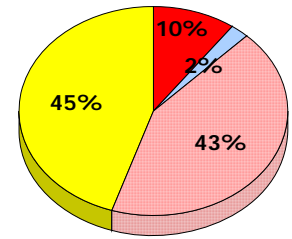
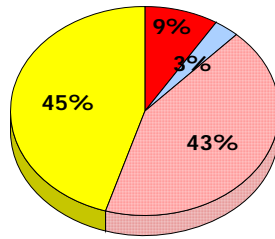
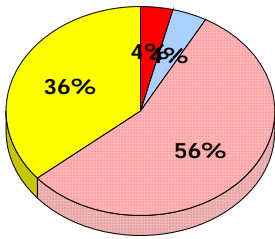
**2013**

Apr 30,  
2013 (27)



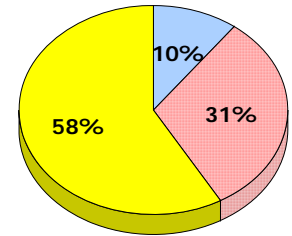
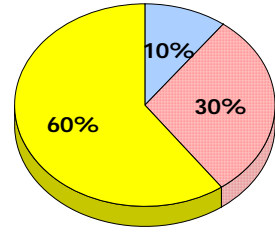
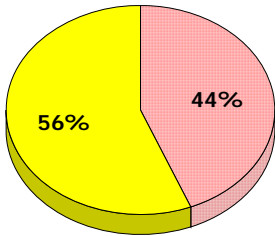
**2012**

Apr 30,  
2012 (25)



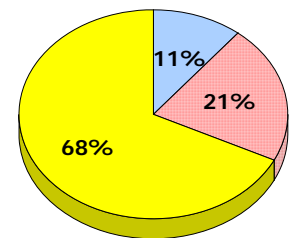
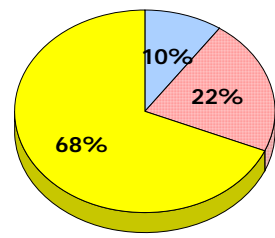
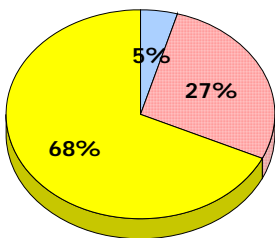
**2011**

AGR (25)



**2010**

AGR (22)



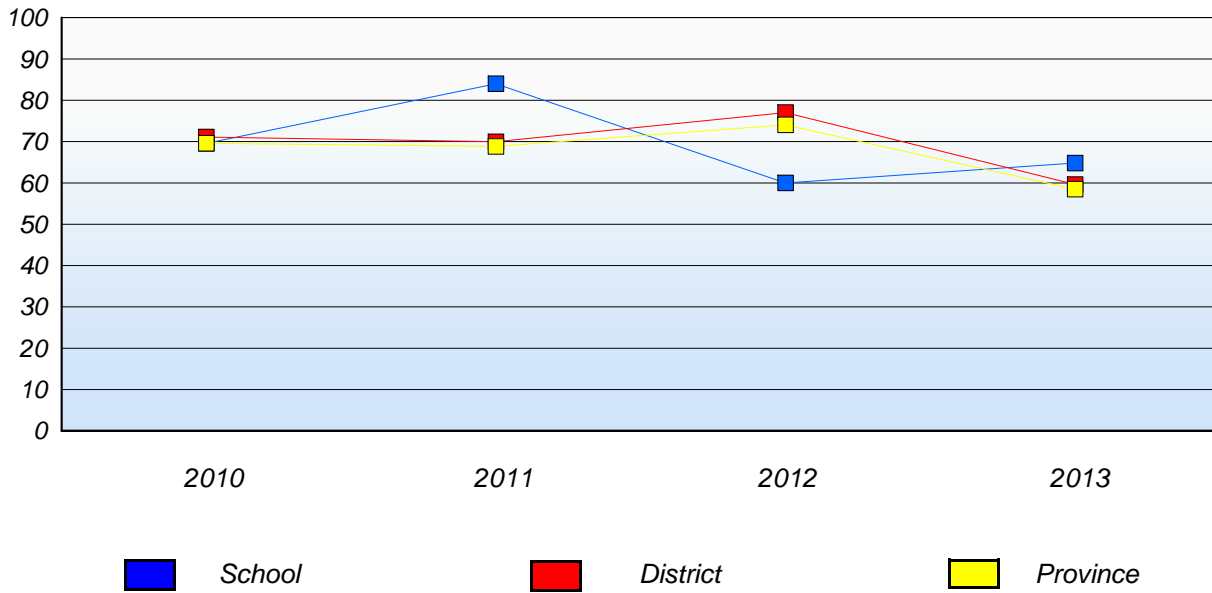
■ Exemption   
 ■ Unknown   
 ■ Not Yet Meeting   
 ■ Meeting or Exceeding

\* In some cases, CRT numbers may exceed AGR numbers based on late enrolments. Pie chart is based on the number of students who wrote the CRT.  
 \* Mushuau Innu Natuashish School and Sheshatshiu Innu School are excluded from district and provincial results.

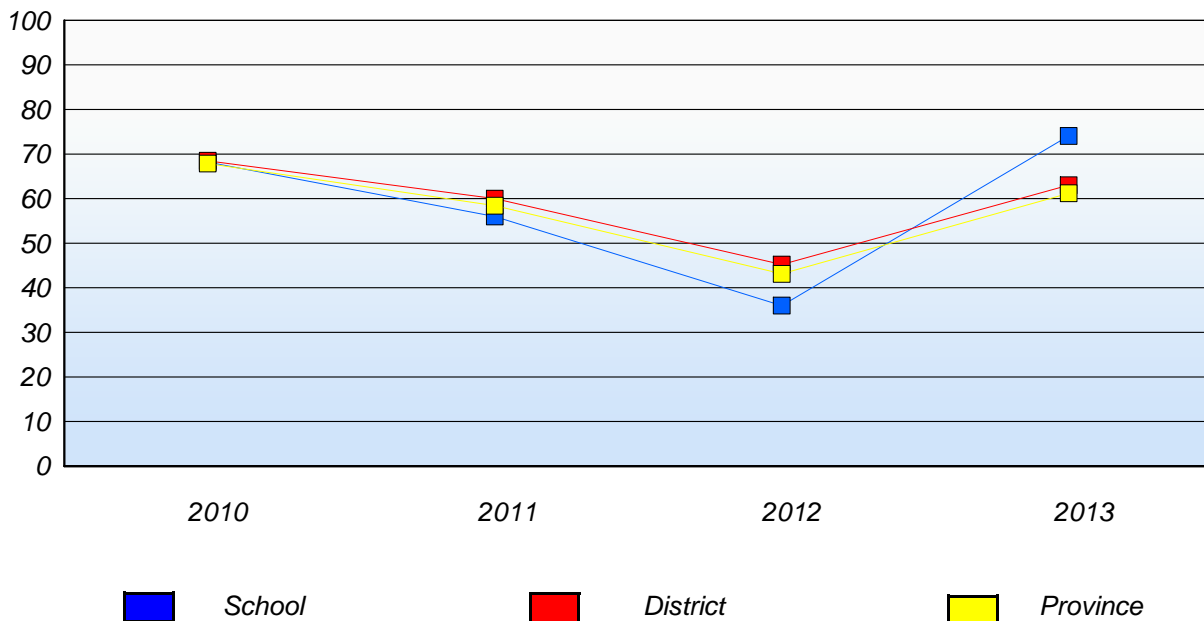
District 4 - Eastern

School #: 294 St. Augustine's Elementary

**Demand Writing**  
Percentage of students at level 3 or above (2010 - 2013)



**Reading**  
Percentage of students at level 3 or above (2010 - 2013)



\* In some cases, CRT numbers may exceed AGR numbers based on late enrolments. Pie chart is based on the number of students who wrote the CRT.

\* Mushuau Innu Natuashish School and Sheshatshiu Innu School are excluded from district and provincial results.



**District 4 - Eastern**

School #: 303 St. Edward's Elementary

***Demand Writing***

***School***

***District***

***Province***

*Creative Writing*

*Persuasive Writing*

*Creative Writing*

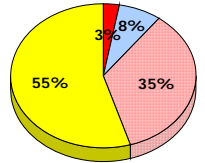
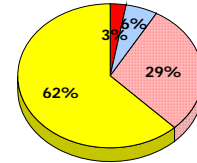
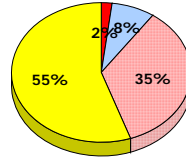
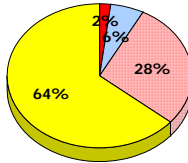
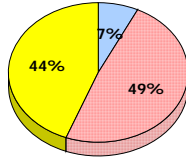
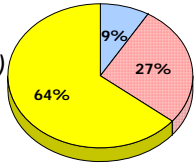
*Persuasive Writing*

*Creative Writing*

*Persuasive Writing*

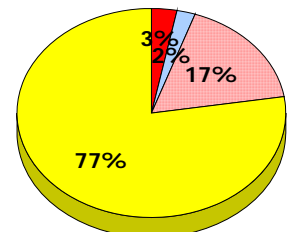
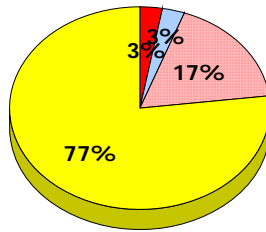
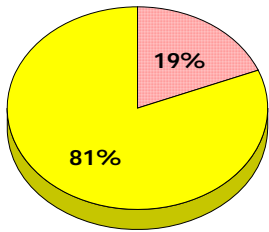
**2013**

Apr 30, 2013 (70)



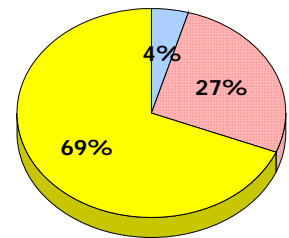
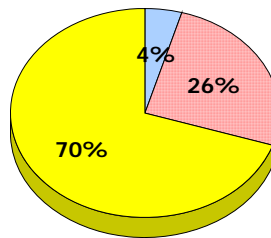
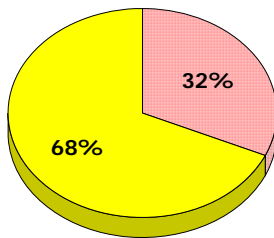
**2012**

Apr 30, 2012 (69)




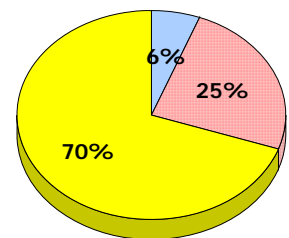
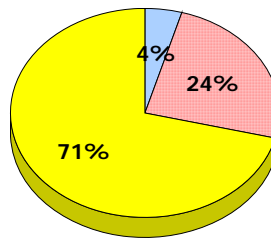
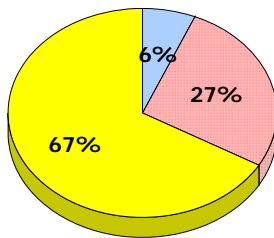
**2011**

AGR (57)



**2010**

AGR (63)



\* In some cases, CRT numbers may exceed AGR numbers based on late enrolments. Pie chart is based on the number of students who wrote the CRT.  
\* Mushuau Innu Natuashish School and Sheshatshiu Innu School are excluded from district and provincial results.

Primary English Language Arts  
4 Year Provincial Assessment, June 2013  
Student Population Report  
(average scores)

District 4 - Eastern

School #: 303 St. Edward's Elementary

**Reading**

**School**

**District**

**Province**

Non - Fiction

Fiction

Non - Fiction

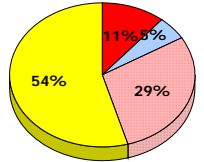
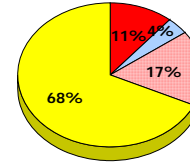
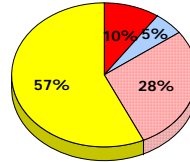
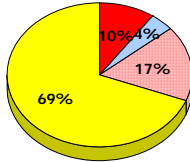
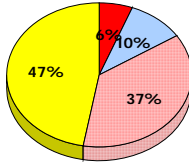
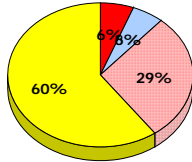
Fiction

Non - Fiction

Fiction

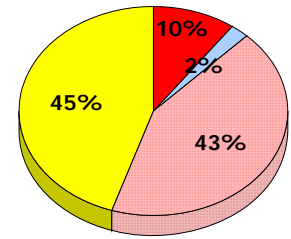
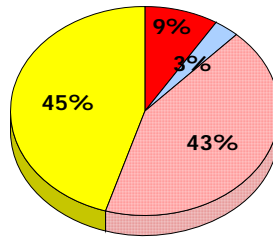
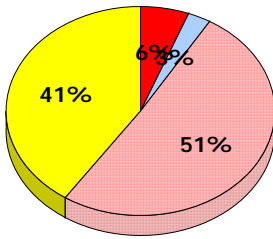
**2013**

Apr 30,  
2013 (70)



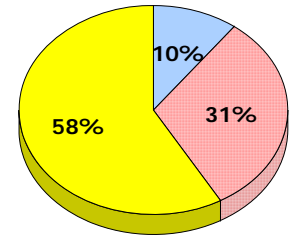
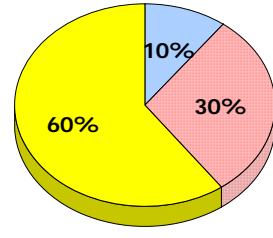
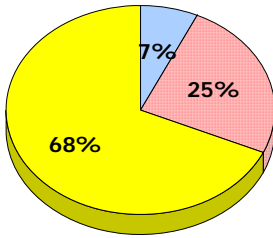
**2012**

Apr 30,  
2012 (69)



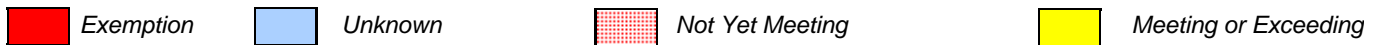
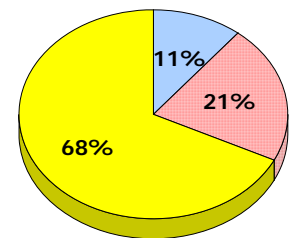
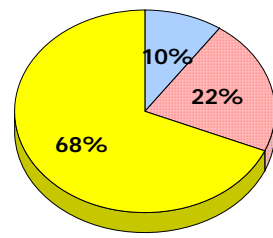
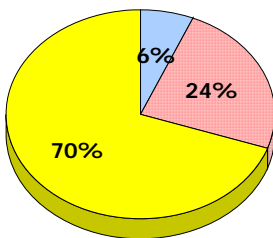
**2011**

AGR (57)



**2010**

AGR (63)

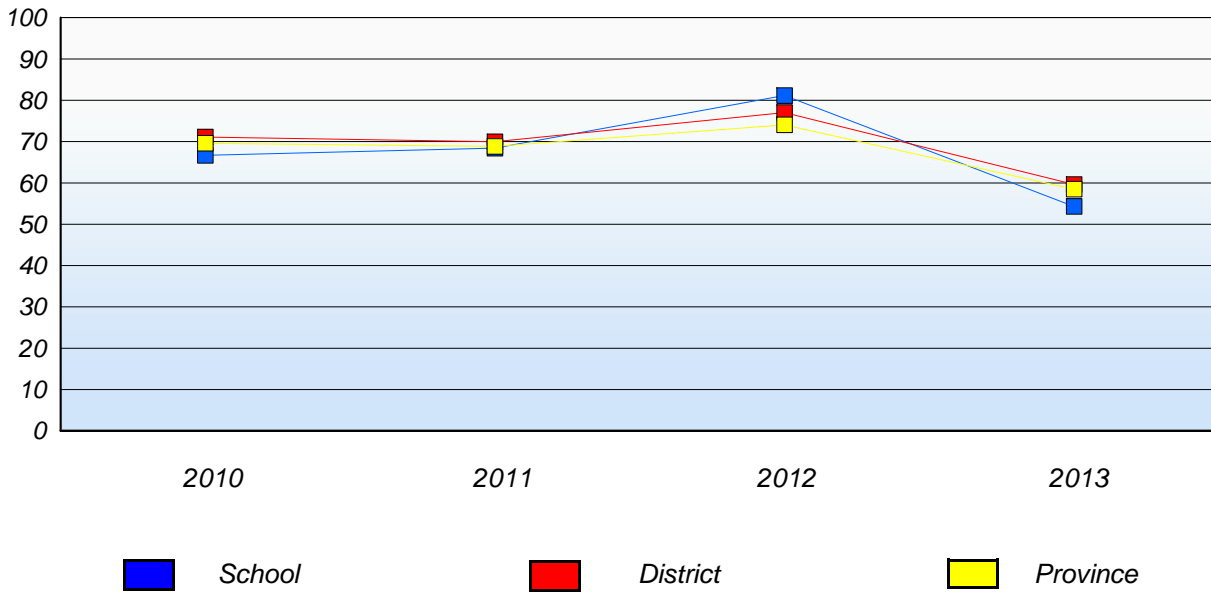


\* In some cases, CRT numbers may exceed AGR numbers based on late enrolments. Pie chart is based on the number of students who wrote the CRT.  
 \* Mushuau Innu Natuashish School and Sheshatshiu Innu School are excluded from district and provincial results.

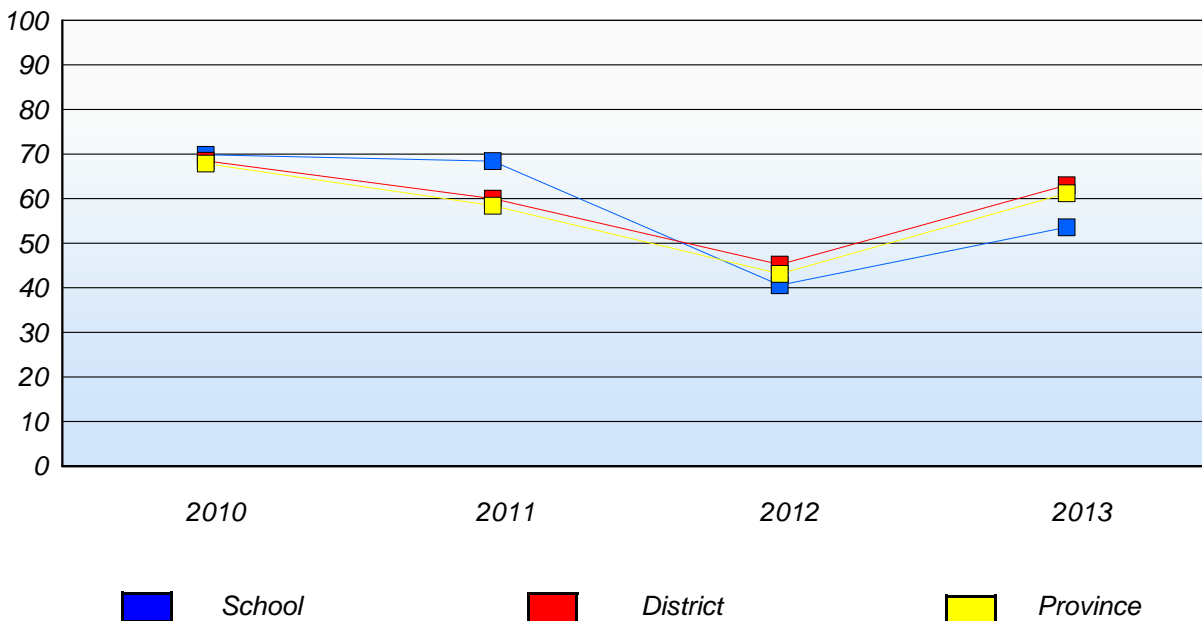
**District 4 - Eastern**

School #: 303 St. Edward's Elementary

**Demand Writing**  
Percentage of students at level 3 or above (2010 - 2013)



**Reading**  
Percentage of students at level 3 or above (2010 - 2013)



\* In some cases, CRT numbers may exceed AGR numbers based on late enrolments. Pie chart is based on the number of students who wrote the CRT.

\* Mushuau Innu Natuashish School and Sheshatshiu Innu School are excluded from district and provincial results.

**District 4 - Eastern**

School #: 306 St. George's Elementary

**Demand Writing**

**School**

**District**

**Province**

Creative Writing

Persuasive Writing

Creative Writing

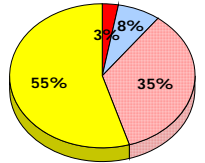
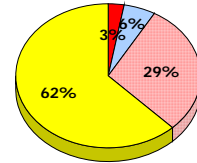
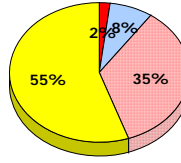
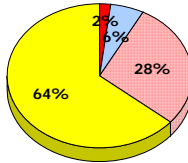
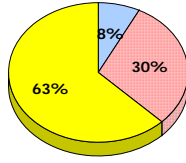
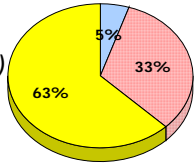
Persuasive Writing

Creative Writing

Persuasive Writing

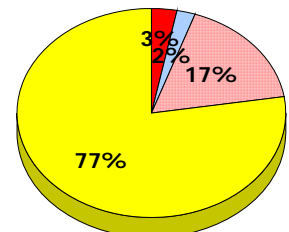
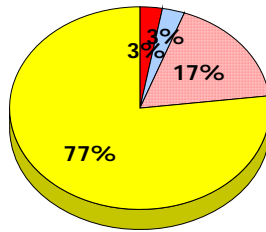
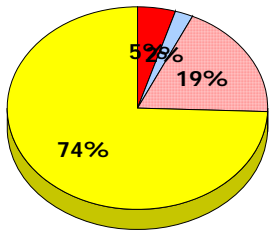
**2013**

Apr 30, 2013 (40)



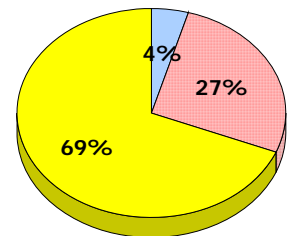
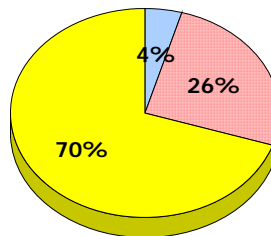
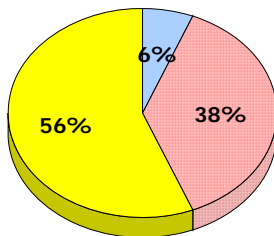
**2012**

Apr 30, 2012 (43)




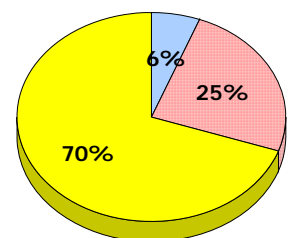
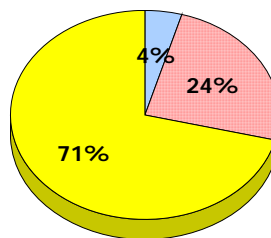
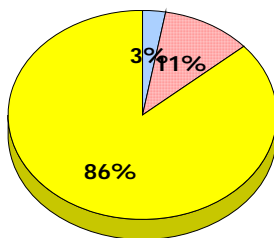
**2011**

AGR (50)



**2010**

AGR (37)



\* In some cases, CRT numbers may exceed AGR numbers based on late enrolments. Pie chart is based on the number of students who wrote the CRT.  
\* Mushuau Innu Natuashish School and Sheshatshiu Innu School are excluded from district and provincial results.

**Primary English Language Arts  
4 Year Provincial Assessment, June 2013  
Student Population Report  
(average scores)**

District 4 - Eastern

School #: 306 St. George's Elementary

**Reading**

**School**

**District**

**Province**

Non - Fiction

Fiction

Non - Fiction

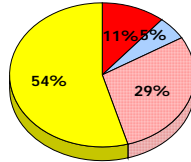
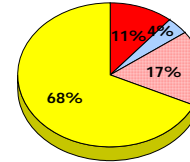
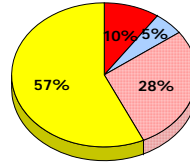
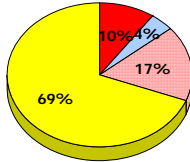
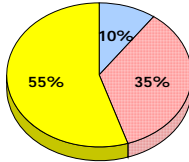
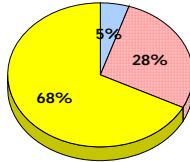
Fiction

Non - Fiction

Fiction

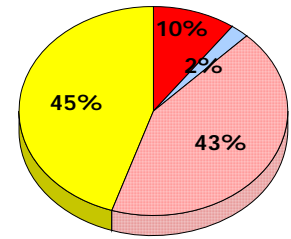
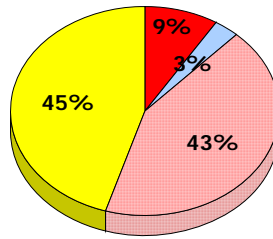
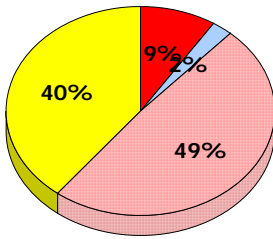
**2013**

Apr 30,  
2013 (40)



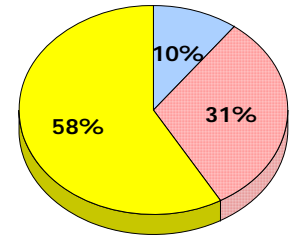
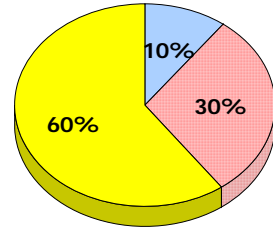
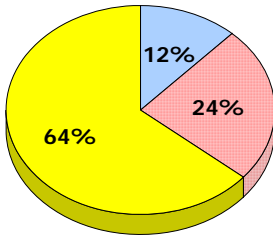
**2012**

Apr 30,  
2012 (43)



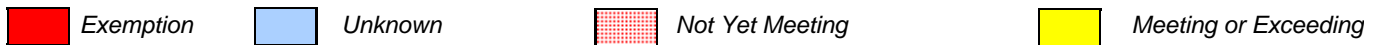
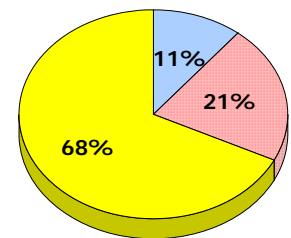
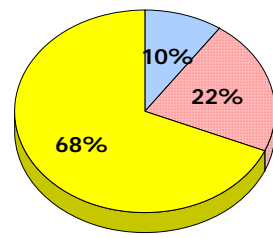
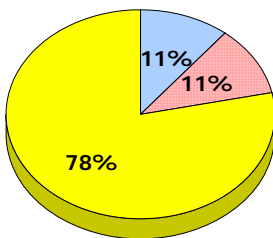
**2011**

AGR (50)



**2010**

AGR (37)

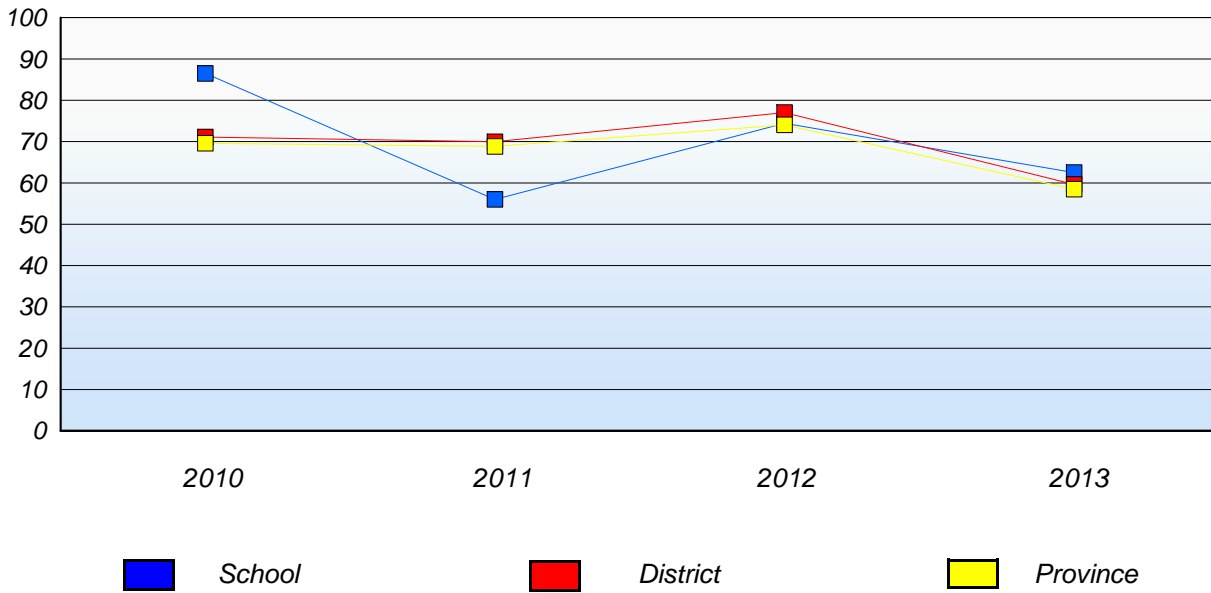


\* In some cases, CRT numbers may exceed AGR numbers based on late enrolments. Pie chart is based on the number of students who wrote the CRT.  
\* Mushuau Innu Natuashish School and Sheshatshiu Innu School are excluded from district and provincial results.

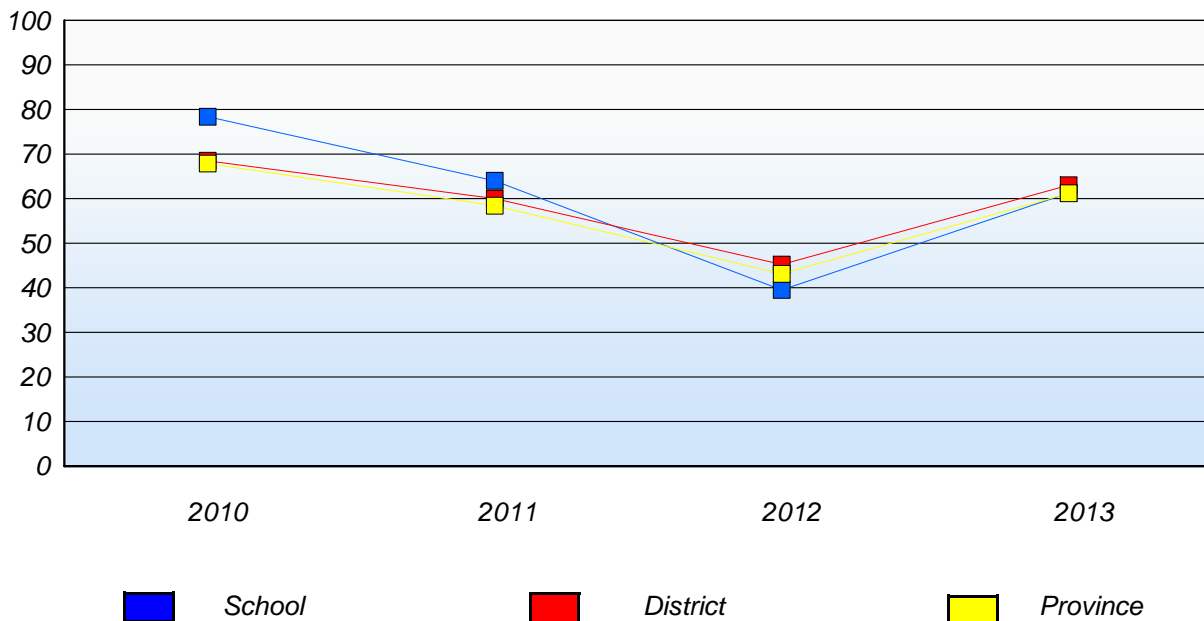
**District 4 - Eastern**

School #: 306 St. George's Elementary

**Demand Writing**  
Percentage of students at level 3 or above (2010 - 2013)



**Reading**  
Percentage of students at level 3 or above (2010 - 2013)



\* In some cases, CRT numbers may exceed AGR numbers based on late enrolments. Pie chart is based on the number of students who wrote the CRT.

\* Mushuau Innu Natuashish School and Sheshatshiu Innu School are excluded from district and provincial results.

**District 4 - Eastern**

School #: 308 Mary Queen of the World Elementary

***Demand Writing***

***School***

***District***

***Province***

*Creative Writing*

*Persuasive Writing*

*Creative Writing*

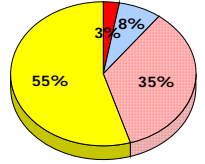
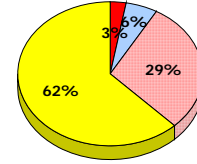
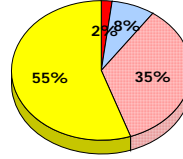
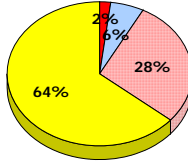
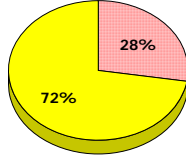
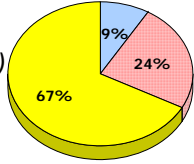
*Persuasive Writing*

*Creative Writing*

*Persuasive Writing*

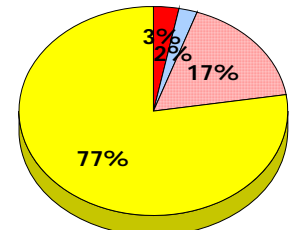
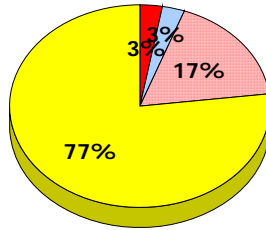
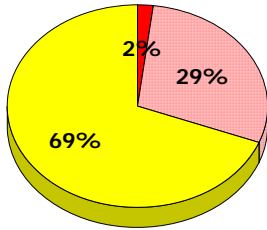
**2013**

Apr 30, 2013 (58)



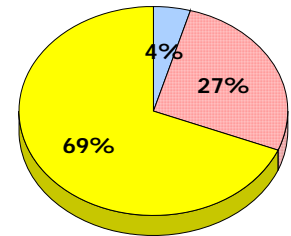
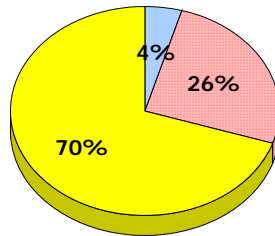
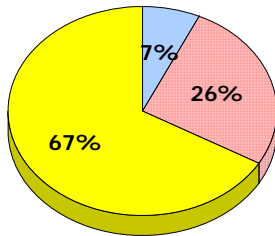
**2012**

Apr 30, 2012 (55)




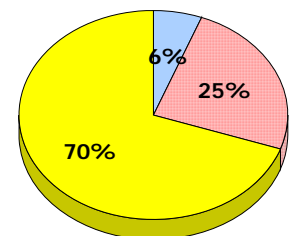
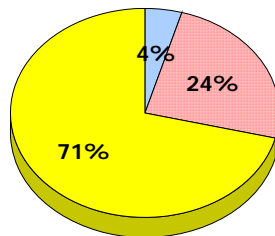
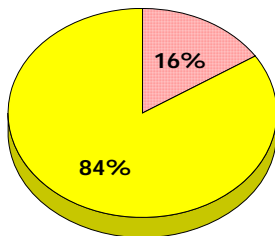
**2011**

AGR (57)



**2010**

AGR (43)



\* In some cases, CRT numbers may exceed AGR numbers based on late enrolments. Pie chart is based on the number of students who wrote the CRT.  
\* Mushuau Innu Natuashish School and Sheshatshiu Innu School are excluded from district and provincial results.

Primary English Language Arts  
4 Year Provincial Assessment, June 2013  
Student Population Report  
(average scores)

District 4 - Eastern

School #: 308 Mary Queen of the World Elementary

**Reading**

**School**

**District**

**Province**

Non - Fiction

Fiction

Non - Fiction

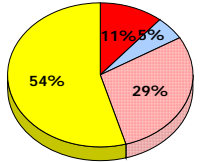
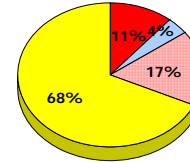
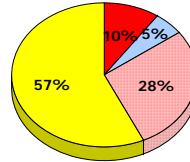
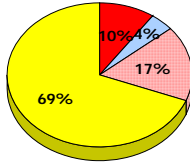
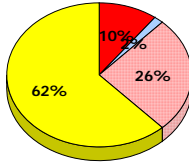
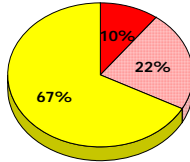
Fiction

Non - Fiction

Fiction

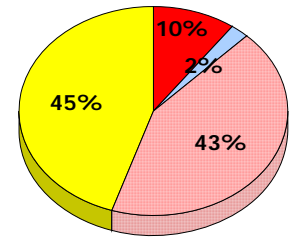
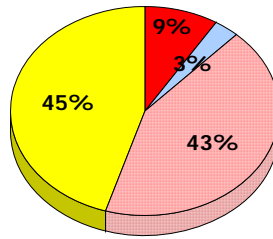
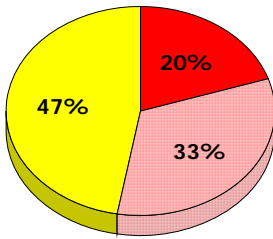
**2013**

Apr 30,  
2013 (58)



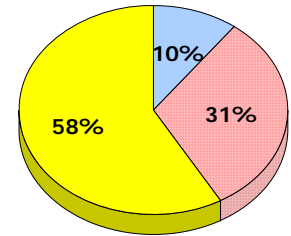
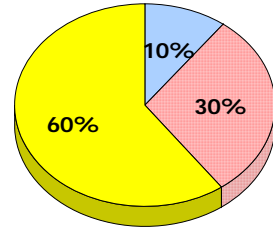
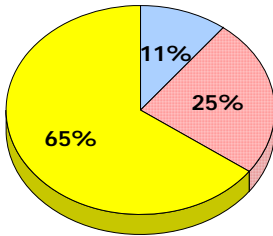
**2012**

Apr 30,  
2012 (55)



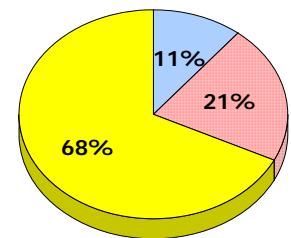
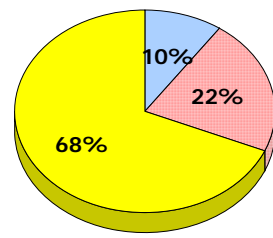
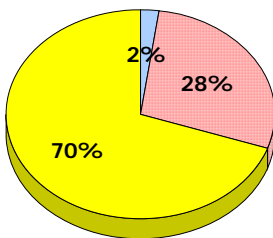
**2011**

AGR (57)



**2010**

AGR (43)



■ Exemption    
 ■ Unknown    
 ■ Not Yet Meeting    
 ■ Meeting or Exceeding

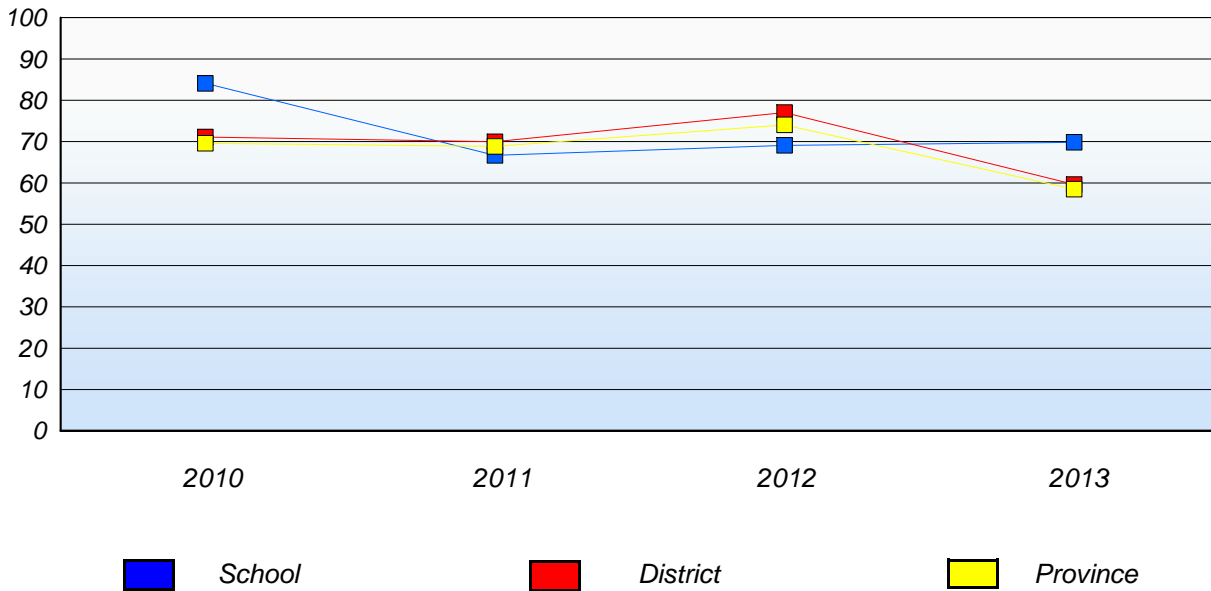
\* In some cases, CRT numbers may exceed AGR numbers based on late enrolments. Pie chart is based on the number of students who wrote the CRT.  
 \* Mushuau Innu Natuashish School and Sheshatshiu Innu School are excluded from district and provincial results.



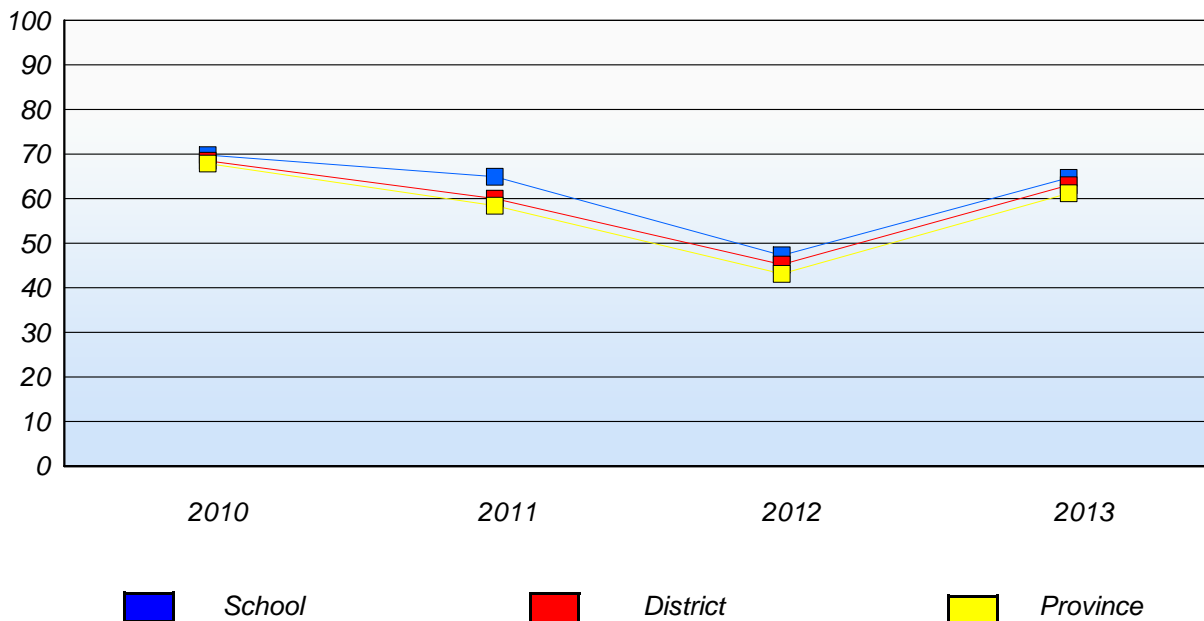
District 4 - Eastern

School #: 308 Mary Queen of the World Elementary

**Demand Writing**  
 Percentage of students at level 3 or above (2010 - 2013)



**Reading**  
 Percentage of students at level 3 or above (2010 - 2013)



\* In some cases, CRT numbers may exceed AGR numbers based on late enrolments. Pie chart is based on the number of students who wrote the CRT.

\* Mushuau Innu Natuashish School and Sheshatshiu Innu School are excluded from district and provincial results.

District 4 - Eastern

School #: 309 Morris Academy

**Demand Writing**

School

District

Province

Creative Writing

Persuasive Writing

Creative Writing

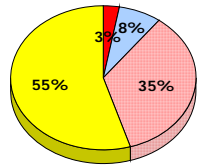
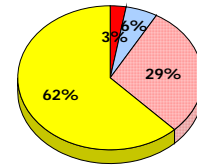
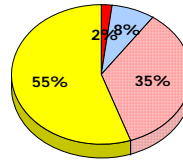
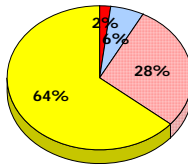
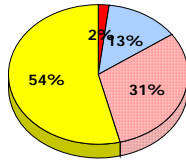
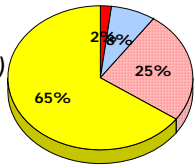
Persuasive Writing

Creative Writing

Persuasive Writing

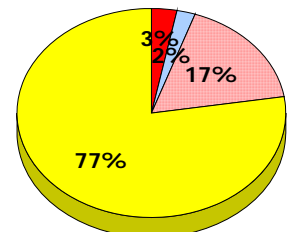
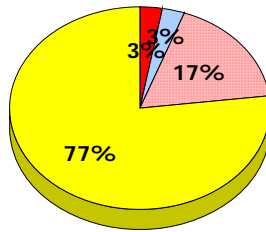
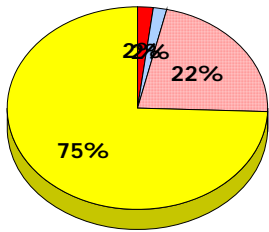
**2013**

Apr 30, 2013 (52)



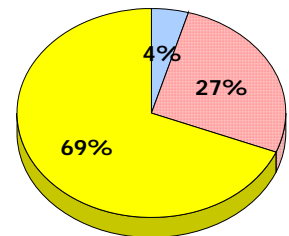
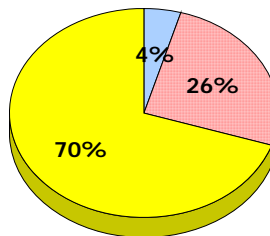
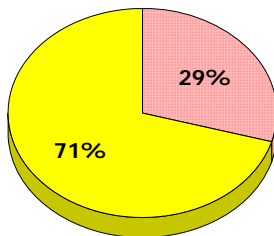
**2012**

Apr 30, 2012 (55)



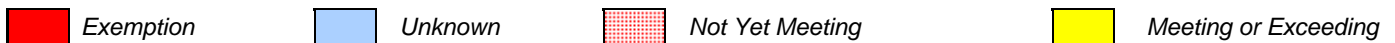
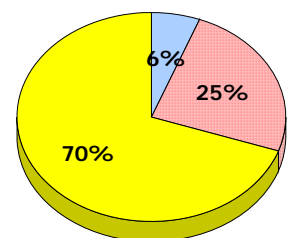
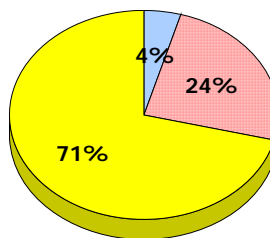
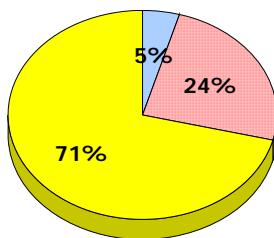
**2011**

AGR (51)



**2010**

AGR (66)



\* In some cases, CRT numbers may exceed AGR numbers based on late enrolments. Pie chart is based on the number of students who wrote the CRT.  
 \* Mushuau Innu Natuashish School and Sheshatshiu Innu School are excluded from district and provincial results.

Primary English Language Arts  
4 Year Provincial Assessment, June 2013  
Student Population Report  
(average scores)

District 4 - Eastern

School #: 309 Morris Academy

**Reading**

**School**

**District**

**Province**

Non - Fiction

Fiction

Non - Fiction

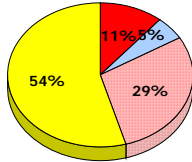
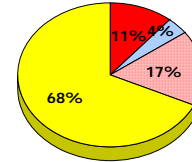
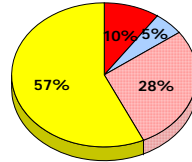
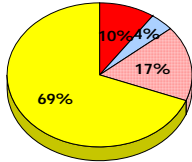
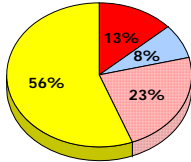
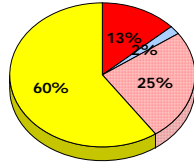
Fiction

Non - Fiction

Fiction

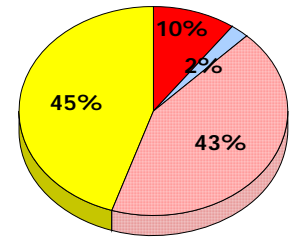
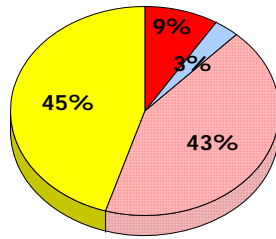
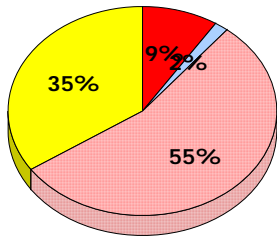
**2013**

Apr 30,  
2013 (52)



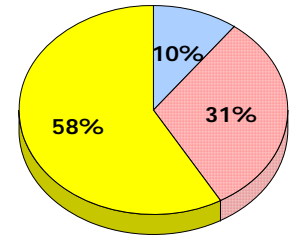
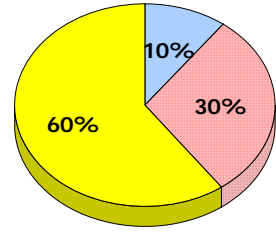
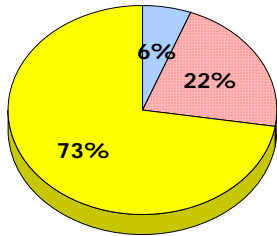
**2012**

Apr 30,  
2012 (55)



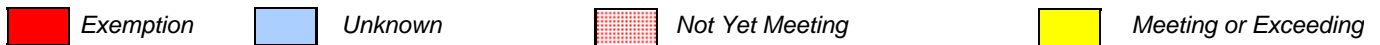
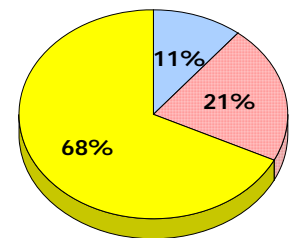
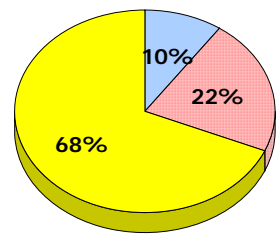
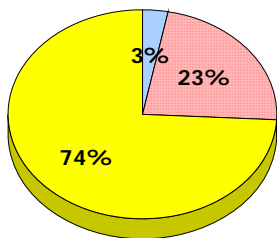
**2011**

AGR (51)



**2010**

AGR (66)

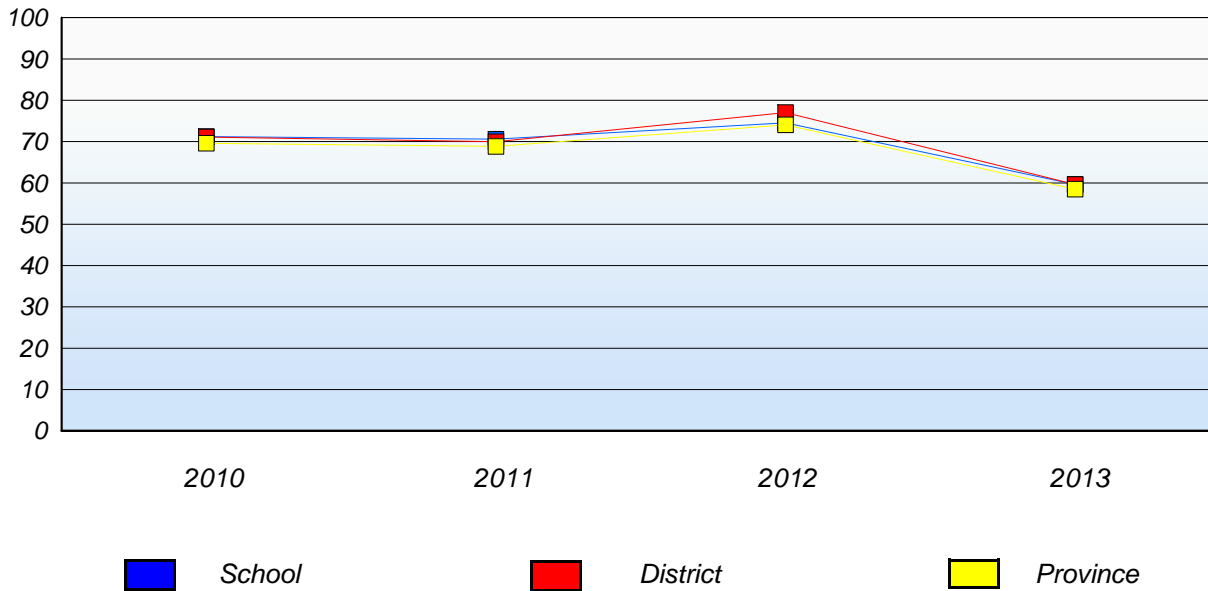


\* In some cases, CRT numbers may exceed AGR numbers based on late enrolments. Pie chart is based on the number of students who wrote the CRT.  
 \* Mushuau Innu Natuashish School and Sheshatshiu Innu School are excluded from district and provincial results.

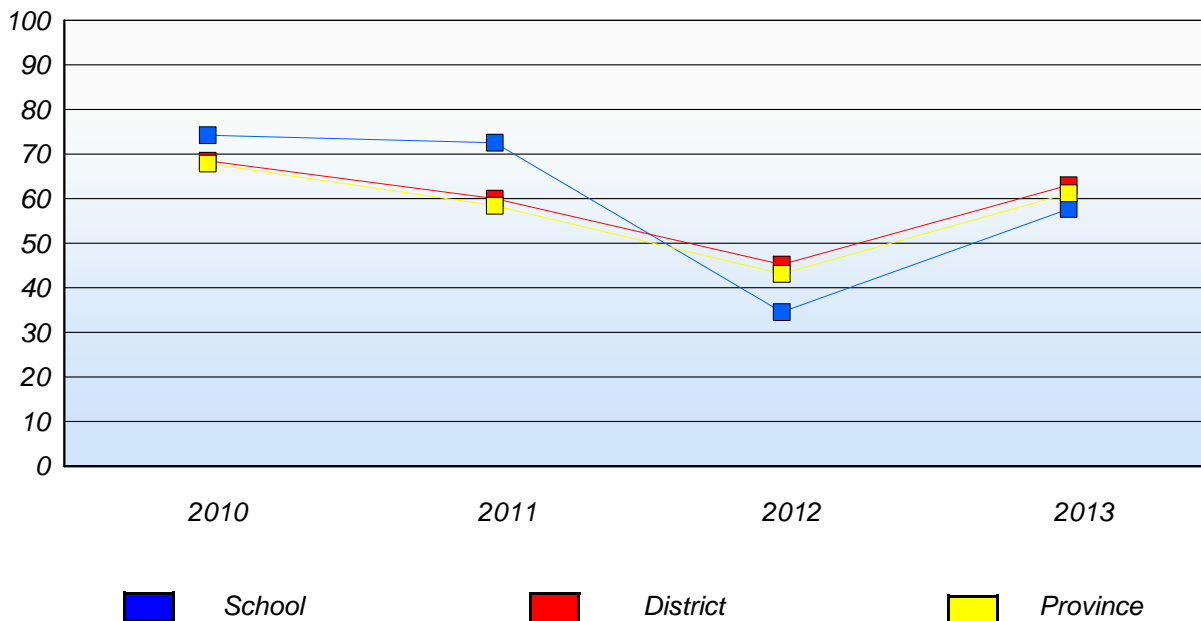
District 4 - Eastern

School #: 309 Morris Academy

**Demand Writing**  
Percentage of students at level 3 or above (2010 - 2013)



**Reading**  
Percentage of students at level 3 or above (2010 - 2013)



\* In some cases, CRT numbers may exceed AGR numbers based on late enrolments. Pie chart is based on the number of students who wrote the CRT.

\* Mushuau Innu Natuashish School and Sheshatshiu Innu School are excluded from district and provincial results.

**District 4 - Eastern**

School #: 312 Newtown Elementary

***Demand Writing***

***School***

***District***

***Province***

*Creative Writing*

*Persuasive Writing*

*Creative Writing*

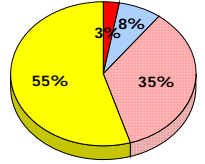
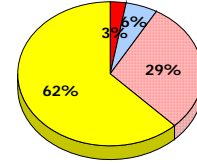
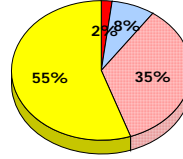
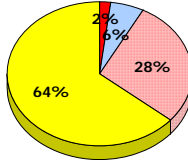
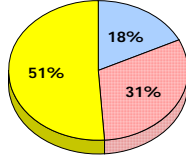
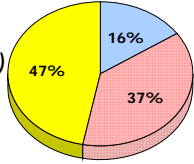
*Persuasive Writing*

*Creative Writing*

*Persuasive Writing*

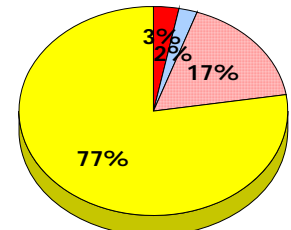
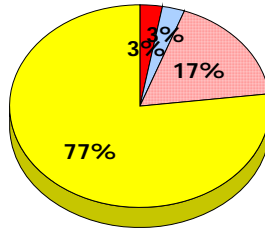
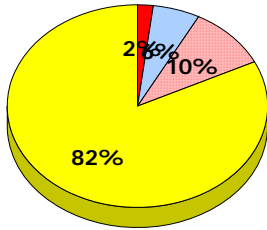
**2013**

Apr 30, 2013 (51)



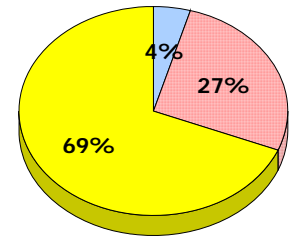
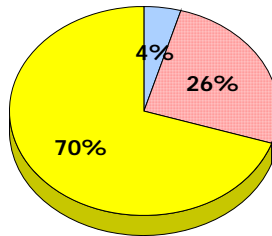
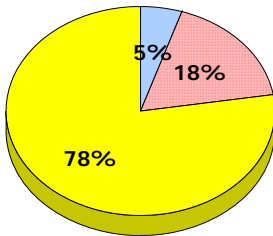
**2012**

Apr 30, 2012 (51)



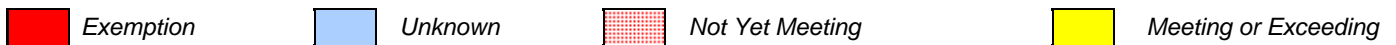
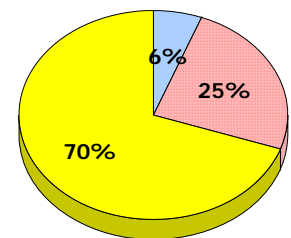
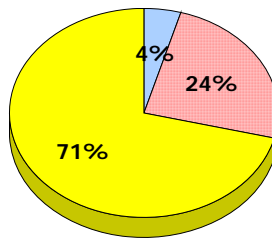
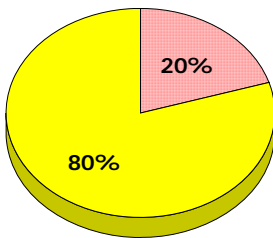
**2011**

AGR (40)



**2010**

AGR (68)



\* In some cases, CRT numbers may exceed AGR numbers based on late enrolments. Pie chart is based on the number of students who wrote the CRT.  
\* Mushuau Innu Natuashish School and Sheshatshiu Innu School are excluded from district and provincial results.

**Primary English Language Arts  
4 Year Provincial Assessment, June 2013  
Student Population Report  
(average scores)**

District 4 - Eastern

School #: 312 Newtown Elementary

**Reading**

**School**

**District**

**Province**

*Non - Fiction*

*Fiction*

*Non - Fiction*

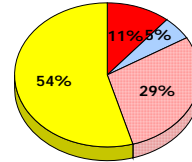
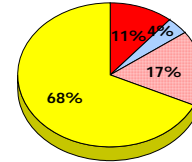
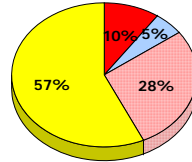
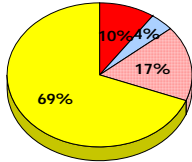
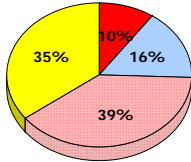
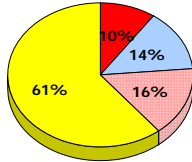
*Fiction*

*Non - Fiction*

*Fiction*

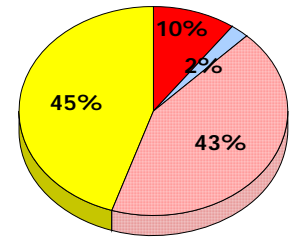
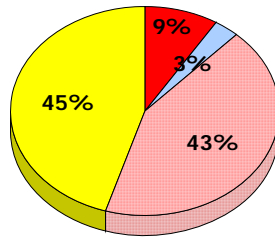
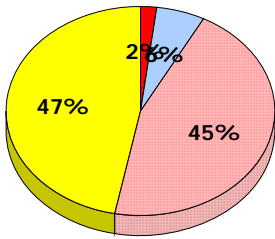
**2013**

Apr 30,  
2013 (51)



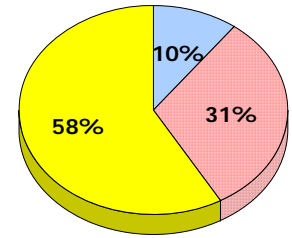
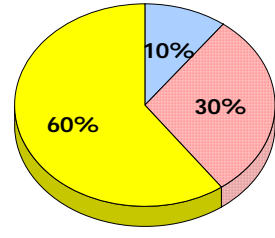
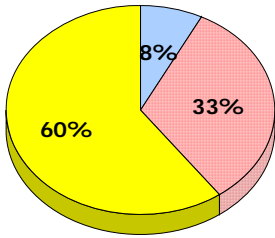
**2012**

Apr 30,  
2012 (51)



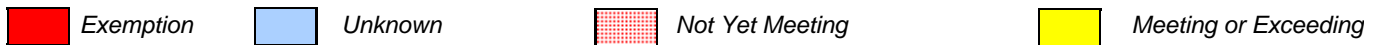
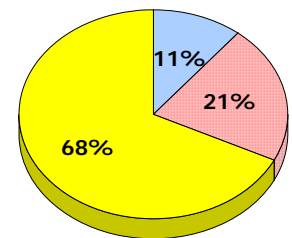
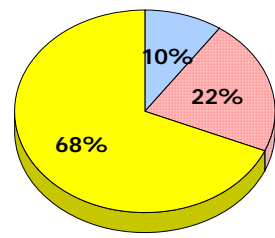
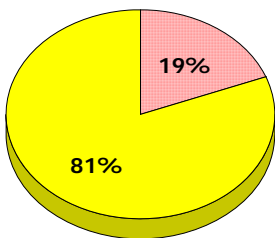
**2011**

AGR (40)



**2010**

AGR (68)

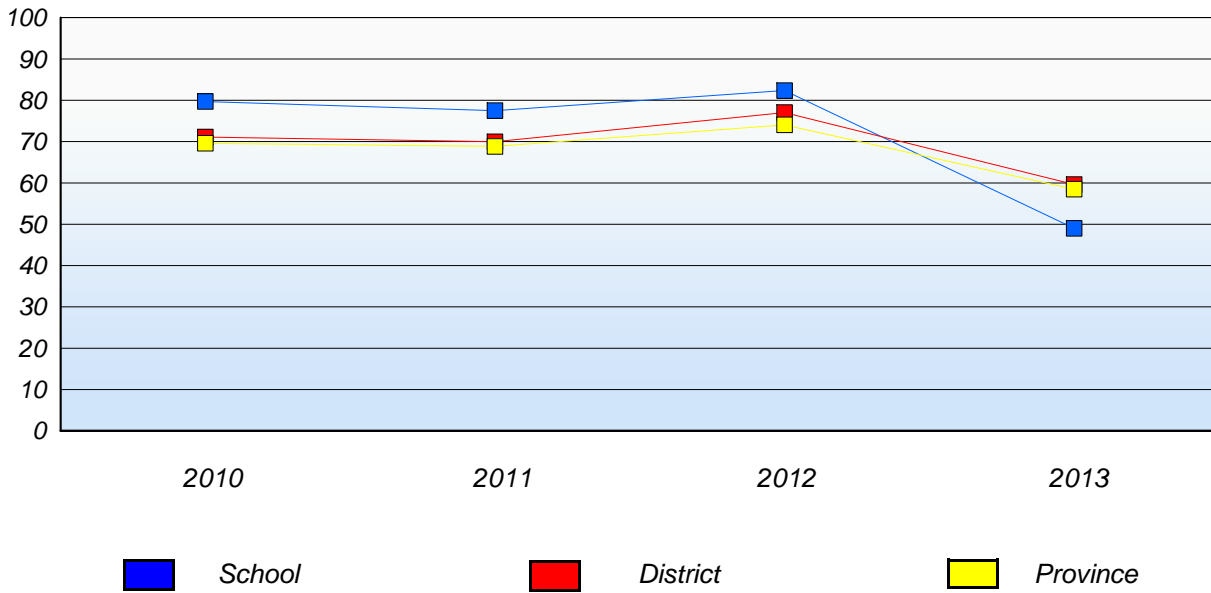


\* In some cases, CRT numbers may exceed AGR numbers based on late enrolments. Pie chart is based on the number of students who wrote the CRT.  
 \* Mushuau Innu Natuashish School and Sheshatshiu Innu School are excluded from district and provincial results.

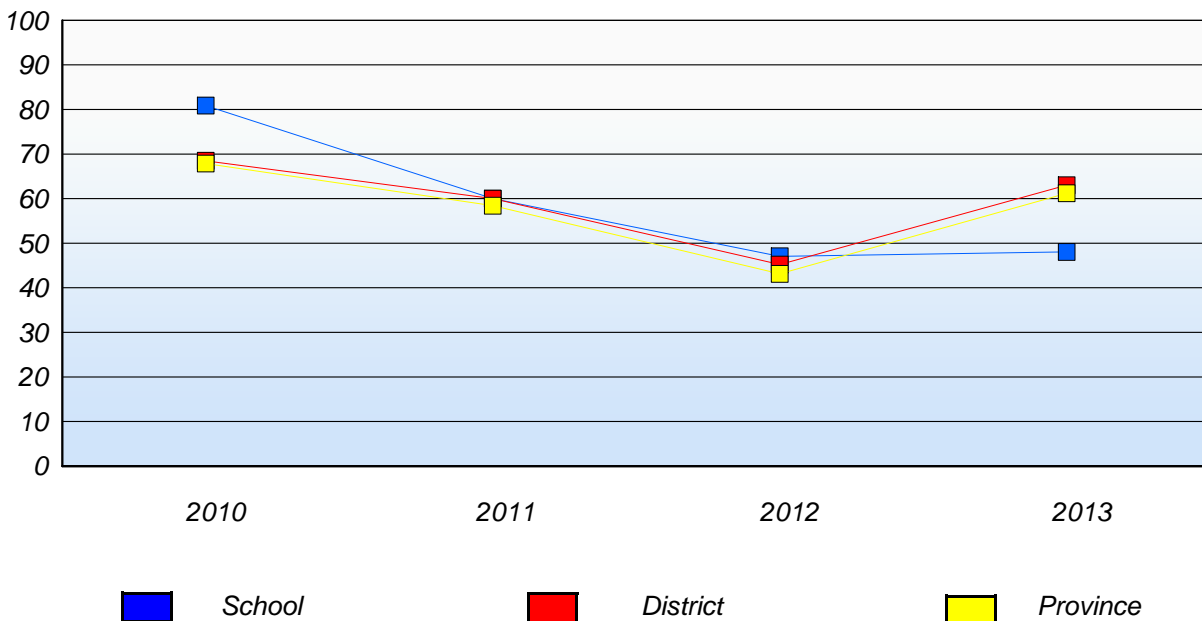
District 4 - Eastern

School #: 312 Newtown Elementary

**Demand Writing**  
Percentage of students at level 3 or above (2010 - 2013)



**Reading**  
Percentage of students at level 3 or above (2010 - 2013)



\* In some cases, CRT numbers may exceed AGR numbers based on late enrolments. Pie chart is based on the number of students who wrote the CRT.

\* Mushuau Innu Natuashish School and Sheshatshiu Innu School are excluded from district and provincial results.

District 4 - Eastern

School #: 316 St. Peter's Elementary

**Demand Writing**

School

District

Province

Creative Writing

Persuasive Writing

Creative Writing

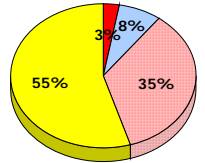
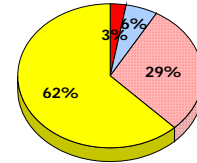
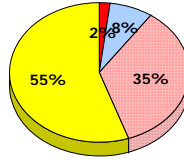
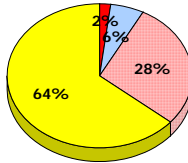
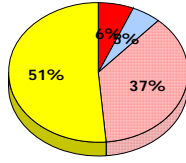
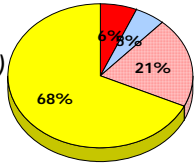
Persuasive Writing

Creative Writing

Persuasive Writing

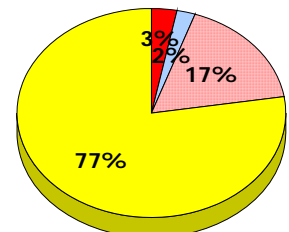
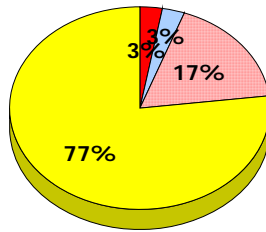
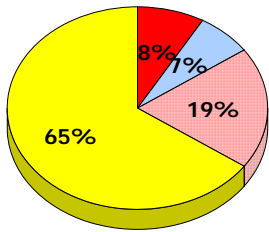
**2013**

Apr 30, 2013 (78)



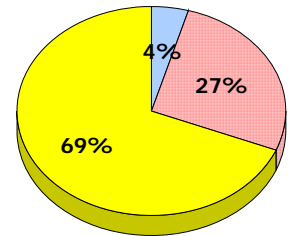
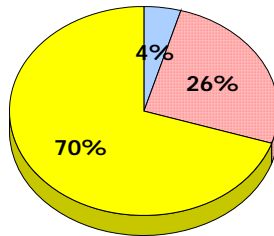
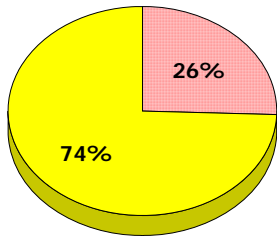
**2012**

Apr 30, 2012 (72)



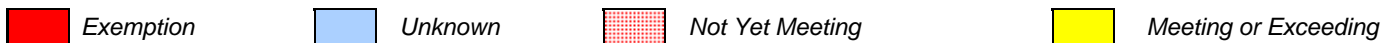
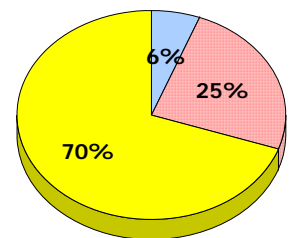
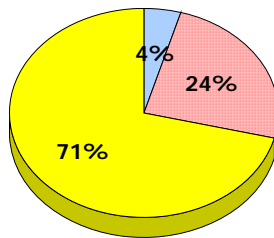
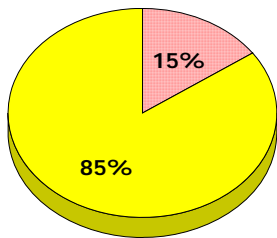
**2011**

AGR (72)



**2010**

AGR (51)



\* In some cases, CRT numbers may exceed AGR numbers based on late enrolments. Pie chart is based on the number of students who wrote the CRT.  
 \* Mushuau Innu Natuashish School and Sheshatshiu Innu School are excluded from district and provincial results.



Primary English Language Arts  
4 Year Provincial Assessment, June 2013  
Student Population Report  
(average scores)

District 4 - Eastern

School #: 316 St. Peter's Elementary

**Reading**

**School**

**District**

**Province**

Non - Fiction

Fiction

Non - Fiction

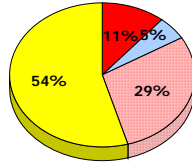
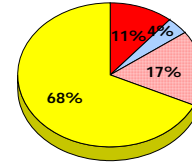
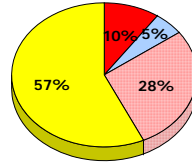
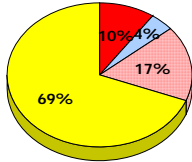
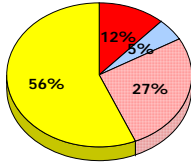
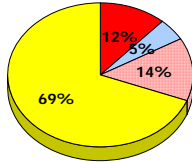
Fiction

Non - Fiction

Fiction

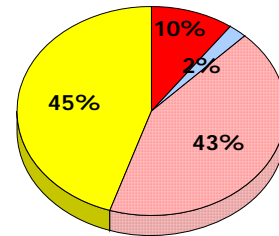
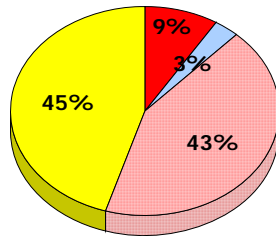
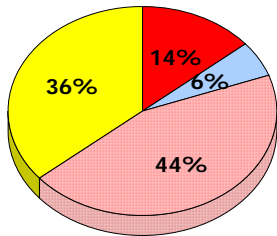
**2013**

Apr 30,  
2013 (78)



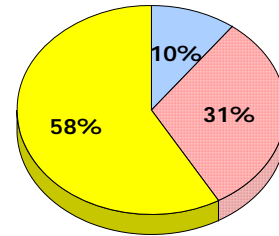
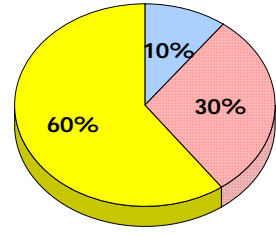
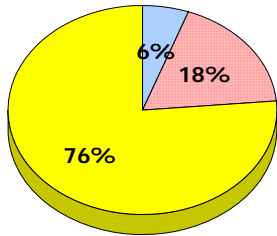
**2012**

Apr 30,  
2012 (72)



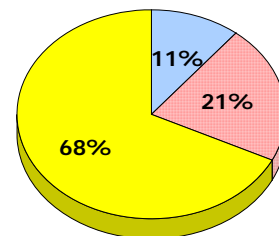
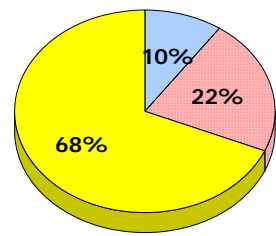
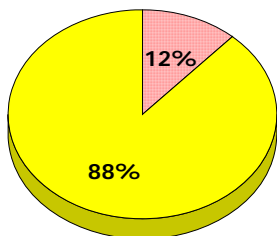
**2011**

AGR (72)



**2010**

AGR (51)



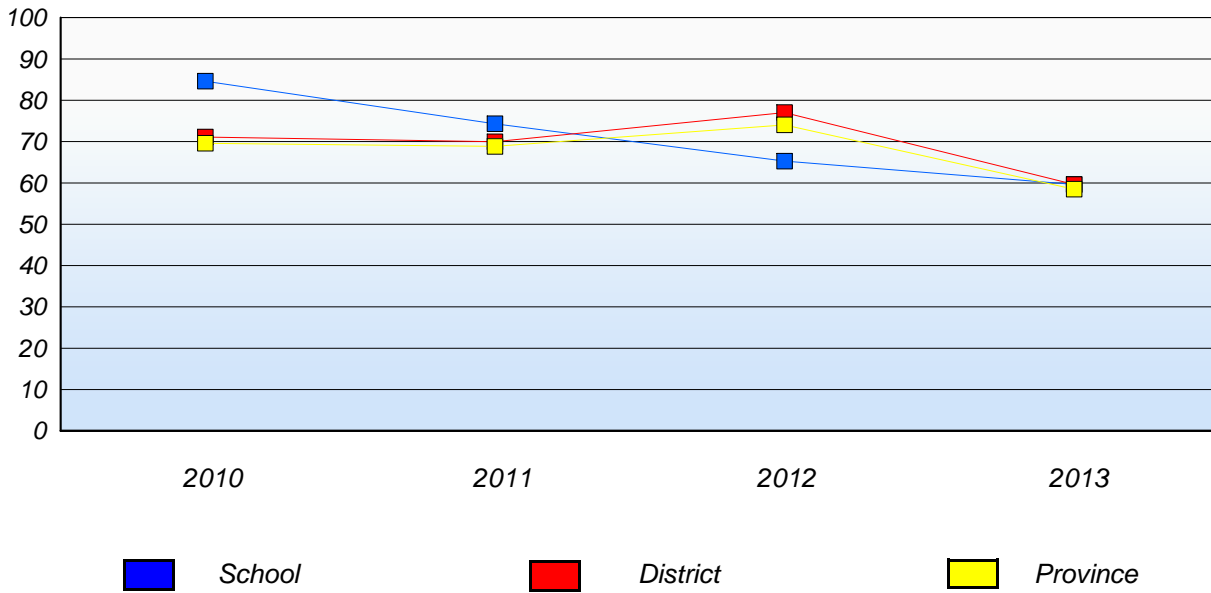
■ Exemption    
 ■ Unknown    
 ■ Not Yet Meeting    
 ■ Meeting or Exceeding

\* In some cases, CRT numbers may exceed AGR numbers based on late enrolments. Pie chart is based on the number of students who wrote the CRT.  
 \* Mushuau Innu Natuashish School and Sheshatshiu Innu School are excluded from district and provincial results.

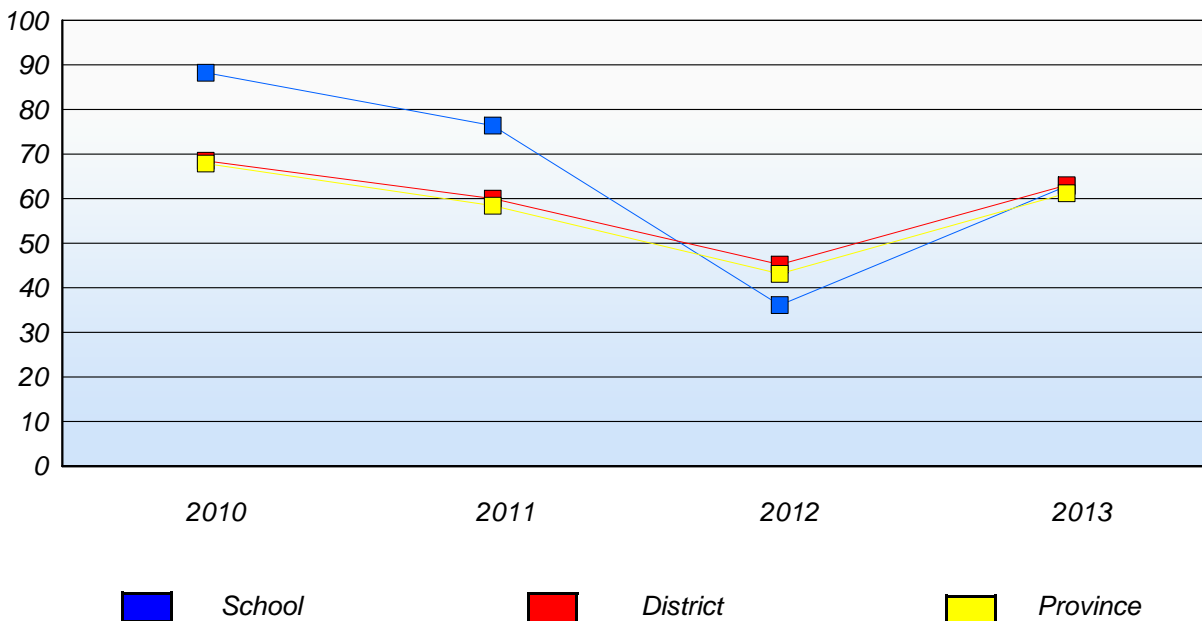
District 4 - Eastern

School #: 316 St. Peter's Elementary

**Demand Writing**  
Percentage of students at level 3 or above (2010 - 2013)



**Reading**  
Percentage of students at level 3 or above (2010 - 2013)



\* In some cases, CRT numbers may exceed AGR numbers based on late enrolments. Pie chart is based on the number of students who wrote the CRT.

\* Mushuau Innu Natuashish School and Sheshatshiu Innu School are excluded from district and provincial results.

District 4 - Eastern

School #: 317 St. Francis of Assisi Elementary

**Demand Writing**

School

District

Province

Creative Writing

Persuasive Writing

Creative Writing

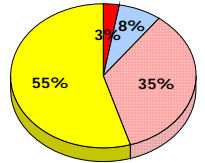
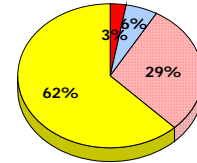
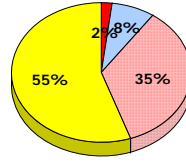
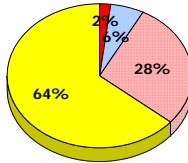
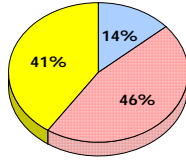
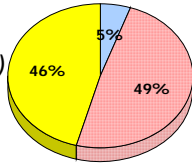
Persuasive Writing

Creative Writing

Persuasive Writing

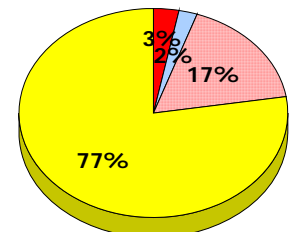
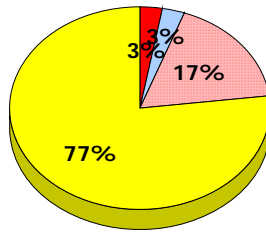
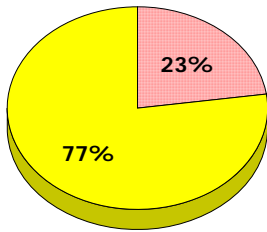
**2013**

Apr 30, 2013 (37)



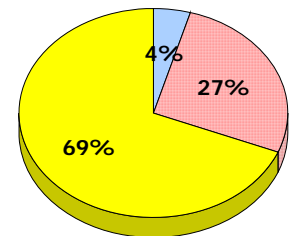
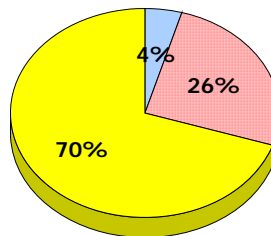
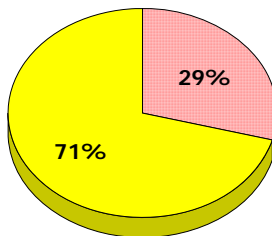
**2012**

Apr 30, 2012 (22)



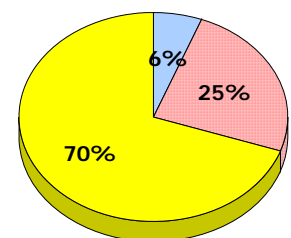
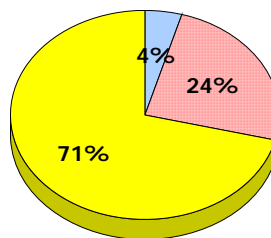
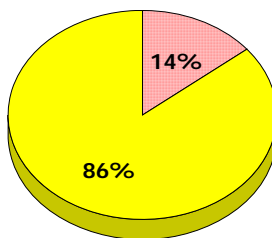
**2011**

AGR (24)



**2010**

AGR (21)



■ Exemption     
 ■ Unknown     
 ■ Not Yet Meeting     
 ■ Meeting or Exceeding

\* In some cases, CRT numbers may exceed AGR numbers based on late enrolments. Pie chart is based on the number of students who wrote the CRT.  
 \* Mushuau Innu Natuashish School and Sheshatshiu Innu School are excluded from district and provincial results.

District 4 - Eastern

School #: 317 St. Francis of Assisi Elementary

**Reading**

**School**

**District**

**Province**

Non - Fiction

Fiction

Non - Fiction

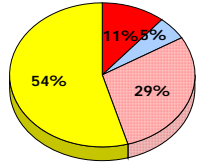
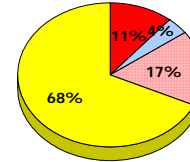
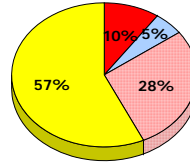
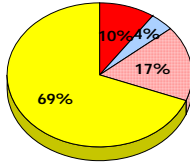
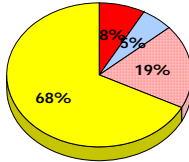
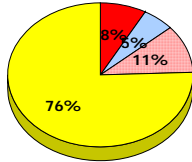
Fiction

Non - Fiction

Fiction

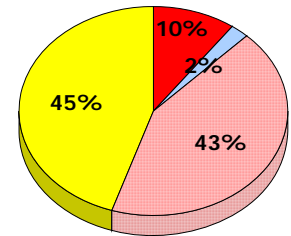
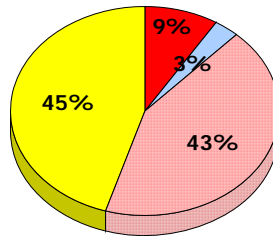
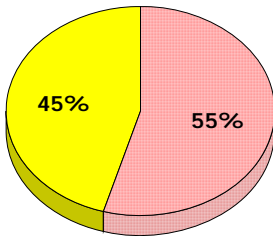
**2013**

Apr 30,  
2013 (37)



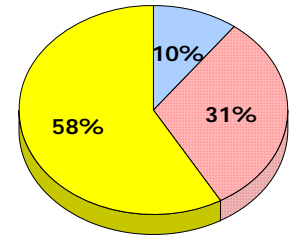
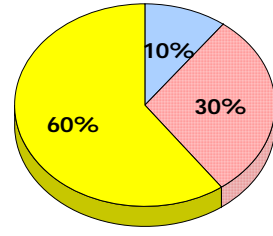
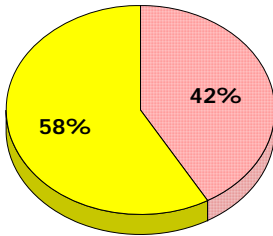
**2012**

Apr 30,  
2012 (22)



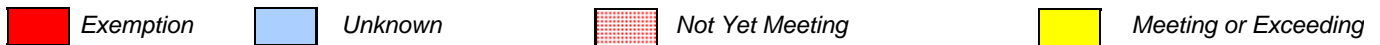
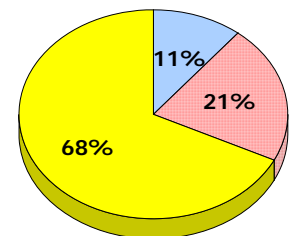
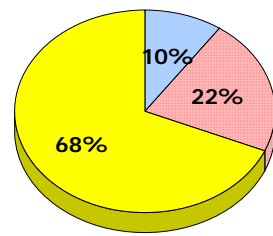
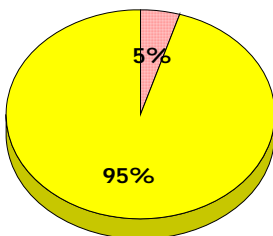
**2011**

AGR (24)



**2010**

AGR (21)

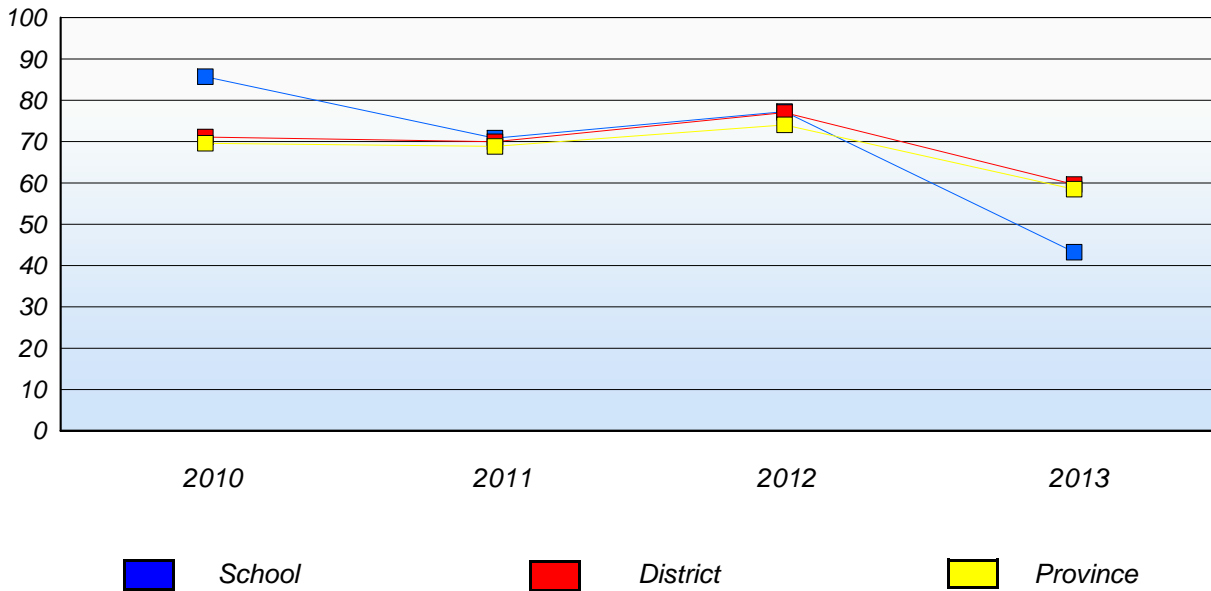


\* In some cases, CRT numbers may exceed AGR numbers based on late enrolments. Pie chart is based on the number of students who wrote the CRT.  
 \* Mushuau Innu Natuashish School and Sheshatshiu Innu School are excluded from district and provincial results.

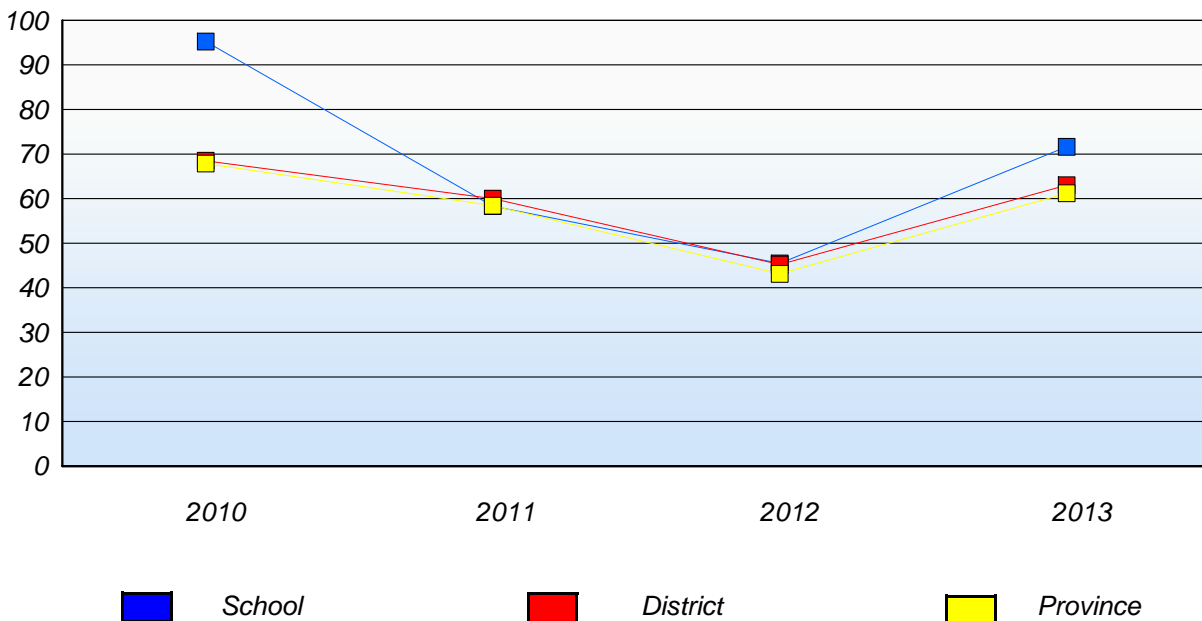
**District 4 - Eastern**

School #: 317 St. Francis of Assisi Elementary

**Demand Writing**  
Percentage of students at level 3 or above (2010 - 2013)



**Reading**  
Percentage of students at level 3 or above (2010 - 2013)



\* In some cases, CRT numbers may exceed AGR numbers based on late enrolments. Pie chart is based on the number of students who wrote the CRT.

\* Mushuau Innu Natuashish School and Sheshatshiu Innu School are excluded from district and provincial results.

District 4 - Eastern

School #: 318 Holy Family Elementary

**Demand Writing**

School

District

Province

Creative Writing

Persuasive Writing

Creative Writing

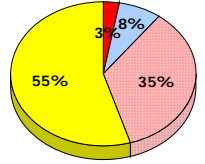
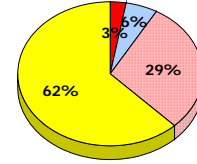
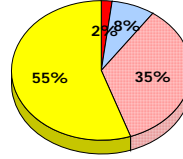
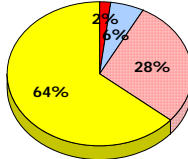
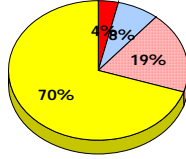
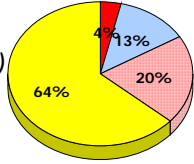
Persuasive Writing

Creative Writing

Persuasive Writing

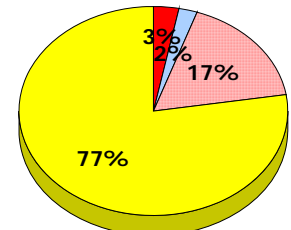
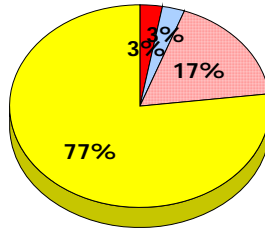
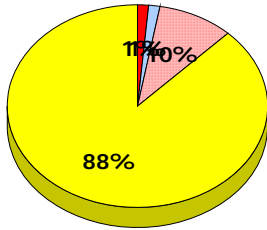
**2013**

Apr 30, 2013 (80)



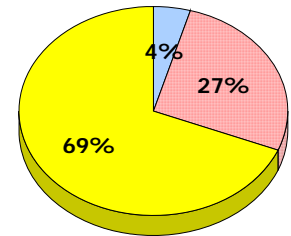
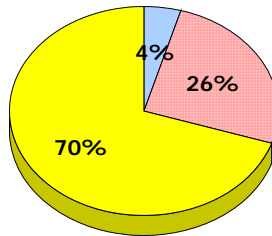
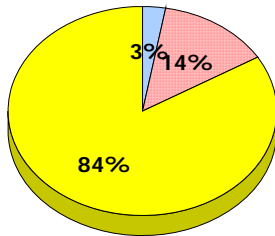
**2012**

Apr 30, 2012 (73)



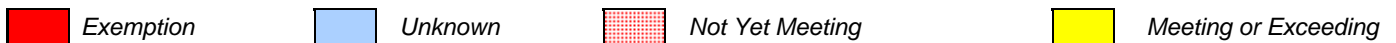
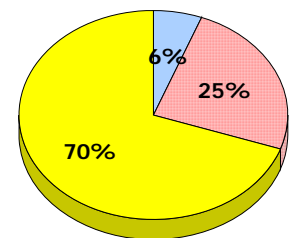
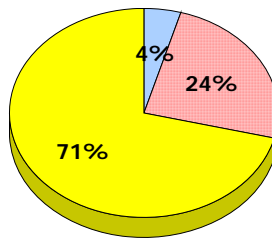
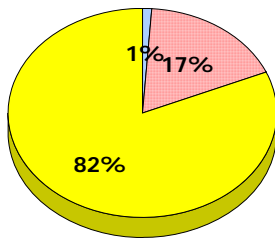
**2011**

AGR (73)



**2010**

AGR (92)



\* In some cases, CRT numbers may exceed AGR numbers based on late enrolments. Pie chart is based on the number of students who wrote the CRT.  
 \* Mushuau Innu Natuashish School and Sheshatshiu Innu School are excluded from district and provincial results.

**Primary English Language Arts  
4 Year Provincial Assessment, June 2013  
Student Population Report  
(average scores)**

District 4 - Eastern

School #: 318 Holy Family Elementary

**Reading**

**School**

**District**

**Province**

Non - Fiction

Fiction

Non - Fiction

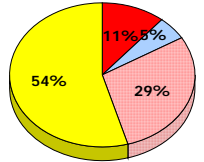
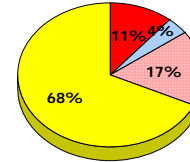
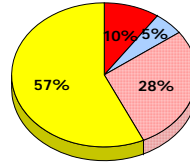
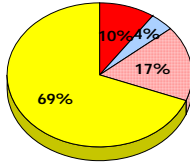
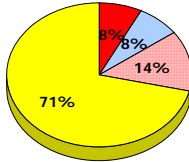
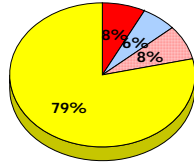
Fiction

Non - Fiction

Fiction

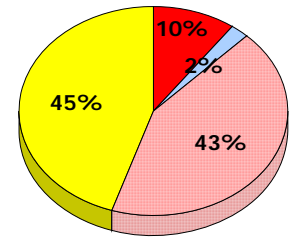
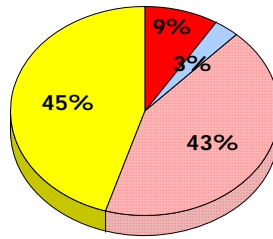
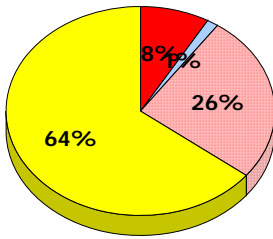
**2013**

Apr 30,  
2013 (80)



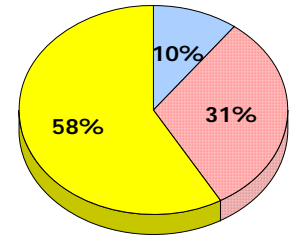
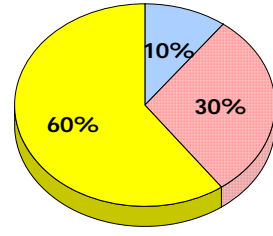
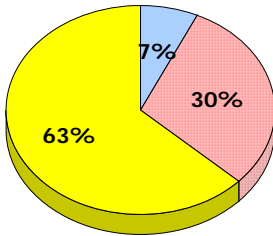
**2012**

Apr 30,  
2012 (73)



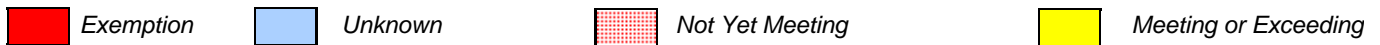
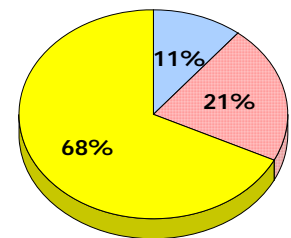
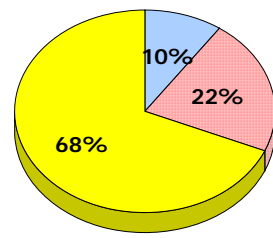
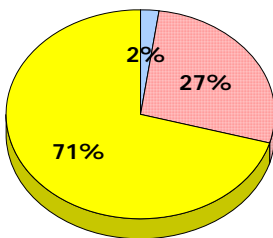
**2011**

AGR (73)



**2010**

AGR (92)

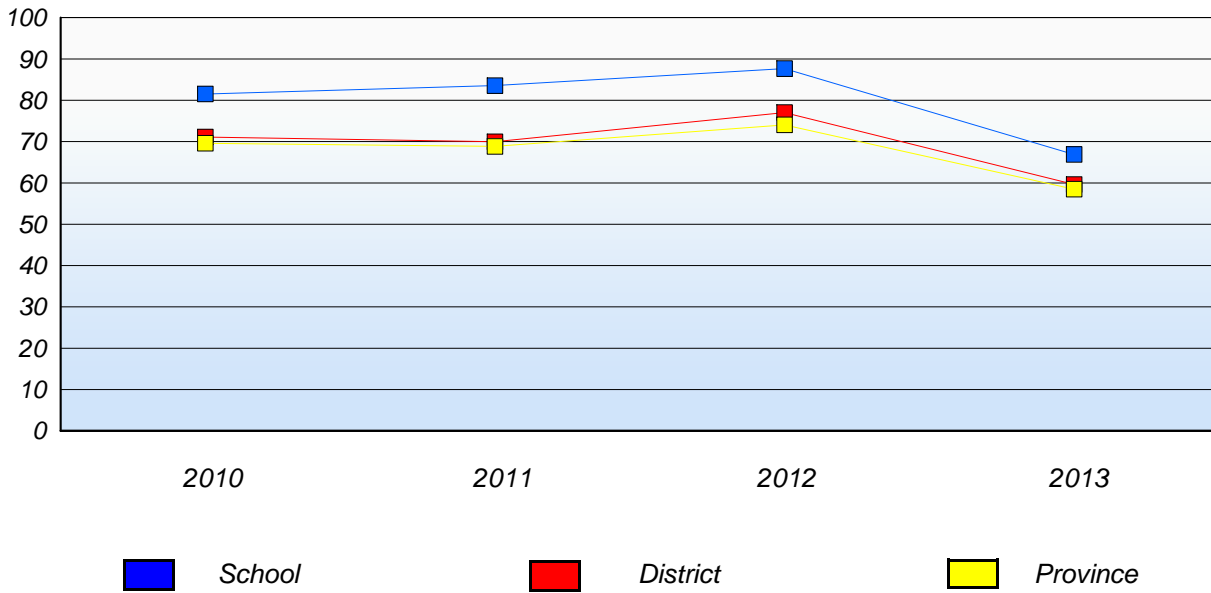


\* In some cases, CRT numbers may exceed AGR numbers based on late enrolments. Pie chart is based on the number of students who wrote the CRT.  
\* Mushuau Innu Natuashish School and Sheshatshiu Innu School are excluded from district and provincial results.

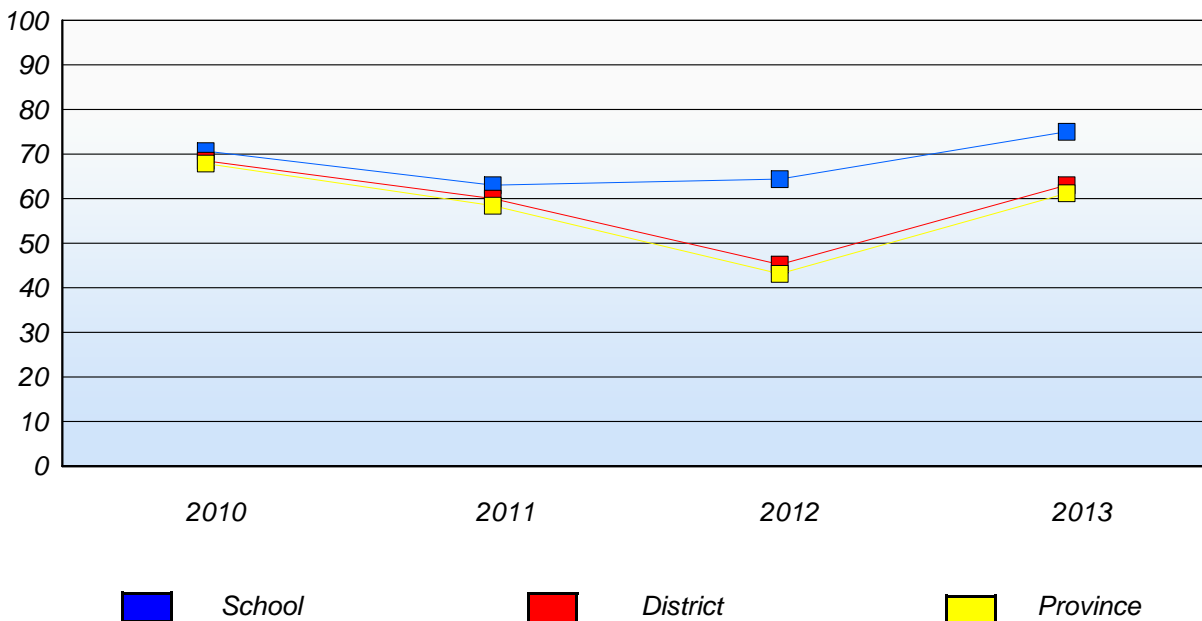
District 4 - Eastern

School #: 318 Holy Family Elementary

**Demand Writing**  
Percentage of students at level 3 or above (2010 - 2013)



**Reading**  
Percentage of students at level 3 or above (2010 - 2013)



\* In some cases, CRT numbers may exceed AGR numbers based on late enrolments. Pie chart is based on the number of students who wrote the CRT.

\* Mushuau Innu Natuashish School and Sheshatshiu Innu School are excluded from district and provincial results.



District 4 - Eastern

School #: 320 Beachy Cove Elementary

***Demand Writing***

***School***

***District***

***Province***

*Creative Writing*

*Persuasive Writing*

*Creative Writing*

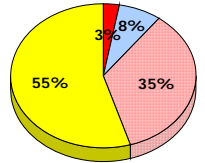
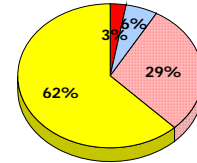
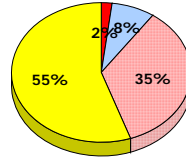
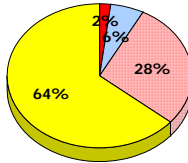
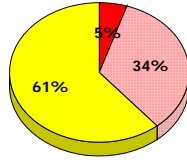
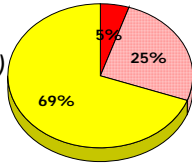
*Persuasive Writing*

*Creative Writing*

*Persuasive Writing*

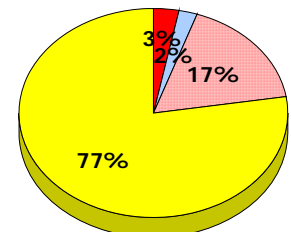
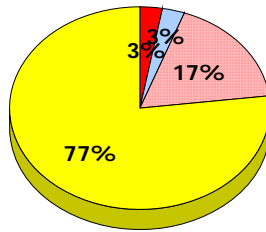
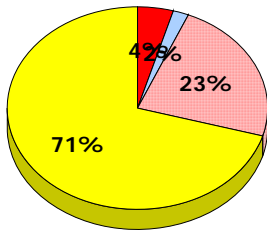
**2013**

Apr 30, 2013 (38)



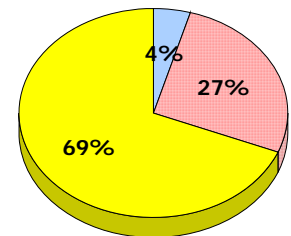
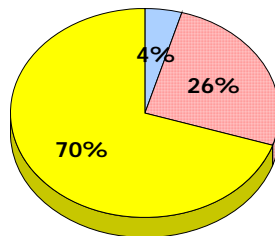
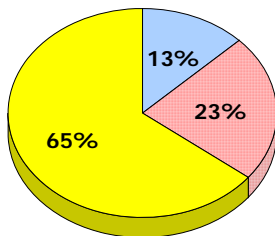
**2012**

Apr 30, 2012 (92)




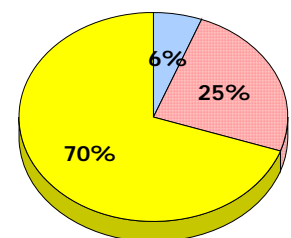
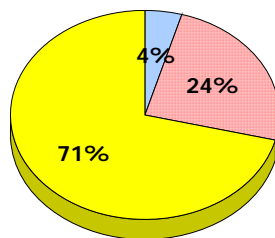
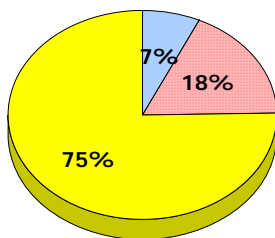
**2011**

AGR (62)



**2010**

AGR (73)



\* In some cases, CRT numbers may exceed AGR numbers based on late enrolments. Pie chart is based on the number of students who wrote the CRT.  
\* Mushuau Innu Natuashish School and Sheshatshiu Innu School are excluded from district and provincial results.

**Primary English Language Arts  
4 Year Provincial Assessment, June 2013  
Student Population Report  
(average scores)**

District 4 - Eastern

School #: 320 Beachy Cove Elementary

**Reading**

**School**

**District**

**Province**

Non - Fiction

Fiction

Non - Fiction

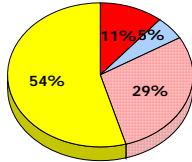
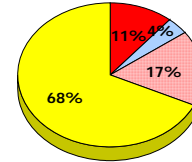
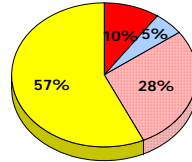
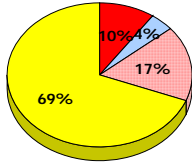
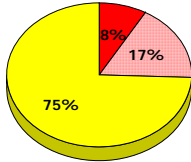
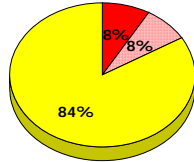
Fiction

Non - Fiction

Fiction

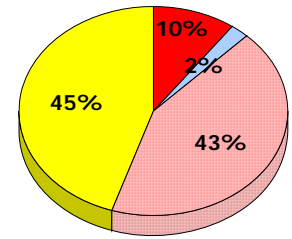
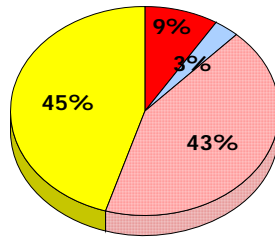
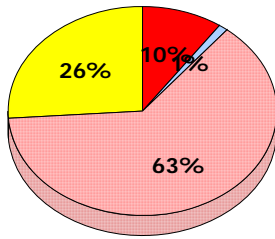
**2013**

Apr 30,  
2013 (38)



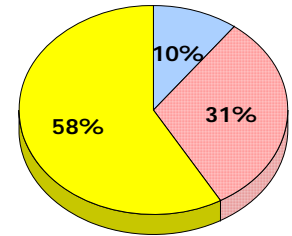
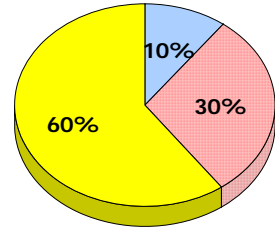
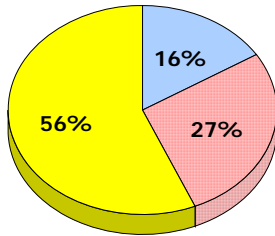
**2012**

Apr 30,  
2012 (92)



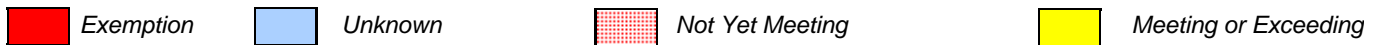
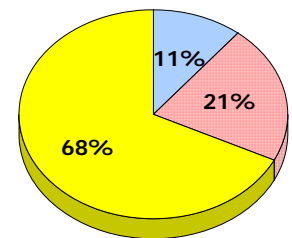
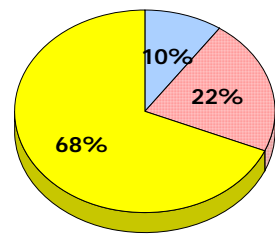
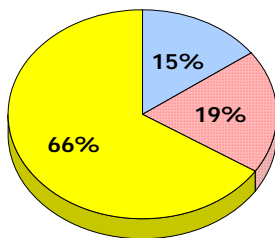
**2011**

AGR (62)



**2010**

AGR (73)



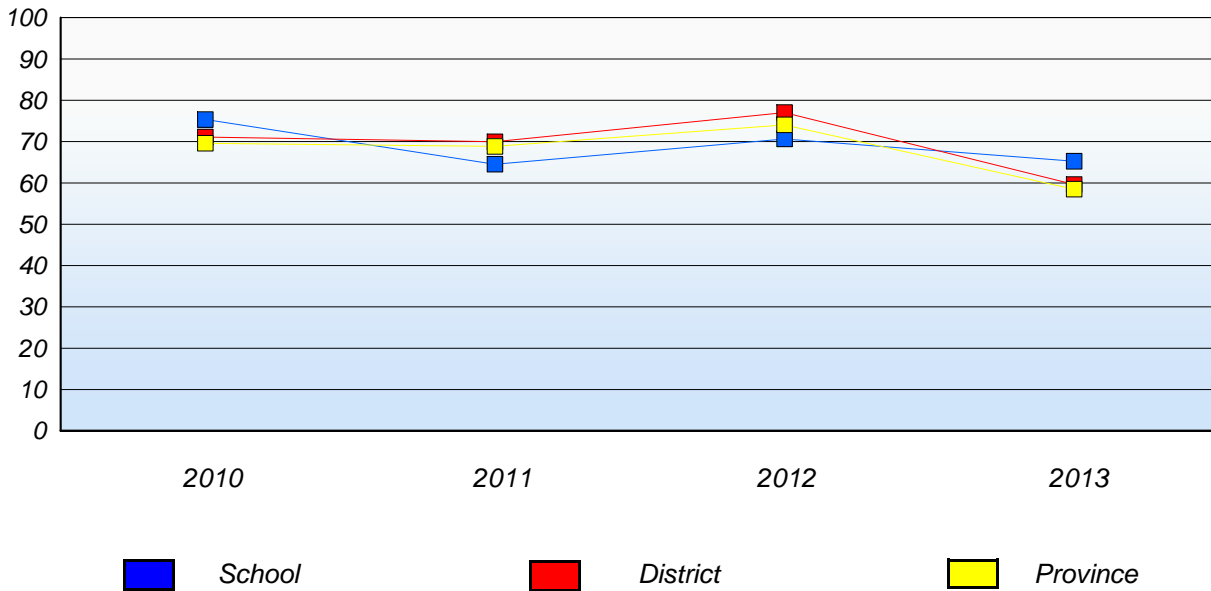
\* In some cases, CRT numbers may exceed AGR numbers based on late enrolments. Pie chart is based on the number of students who wrote the CRT.  
\* Mushuau Innu Natuashish School and Sheshatshiu Innu School are excluded from district and provincial results.

District 4 - Eastern

School #: 320 Beachy Cove Elementary

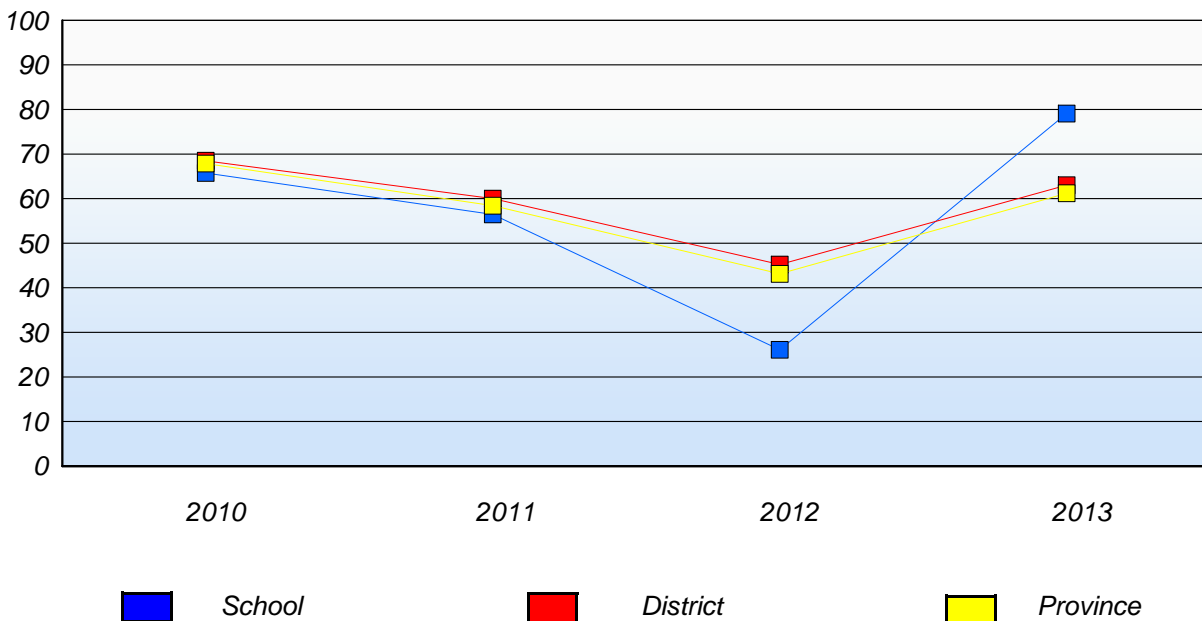
**Demand Writing**

Percentage of students at level 3 or above (2010 - 2013)



**Reading**

Percentage of students at level 3 or above (2010 - 2013)



\* In some cases, CRT numbers may exceed AGR numbers based on late enrolments. Pie chart is based on the number of students who wrote the CRT.

\* Mushuau Innu Natuashish School and Sheshatshiu Innu School are excluded from district and provincial results.

District 4 - Eastern

School #: 325 Bishop Abraham Elementary

**Demand Writing**

School

District

Province

Creative Writing

Persuasive Writing

Creative Writing

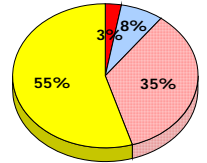
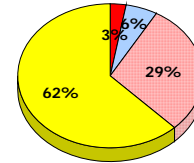
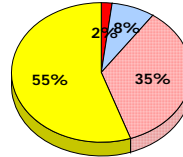
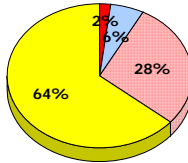
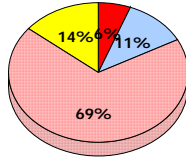
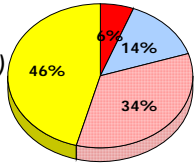
Persuasive Writing

Creative Writing

Persuasive Writing

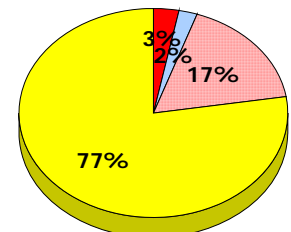
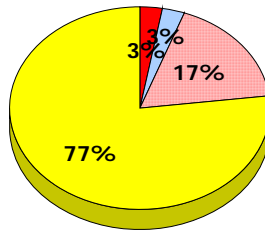
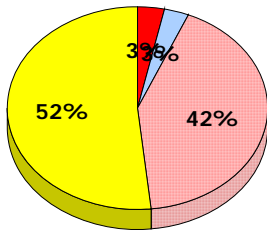
**2013**

Apr 30, 2013 (35)



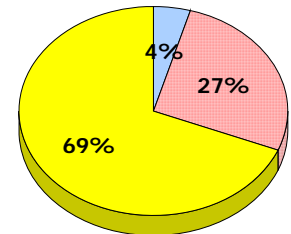
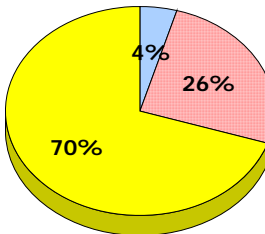
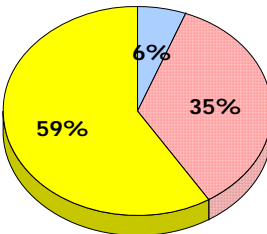
**2012**

Apr 30, 2012 (31)



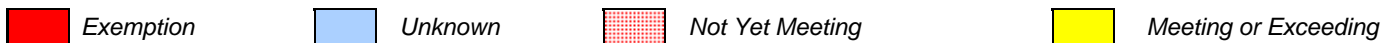
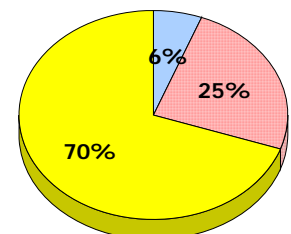
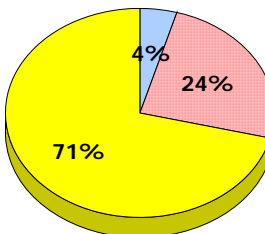
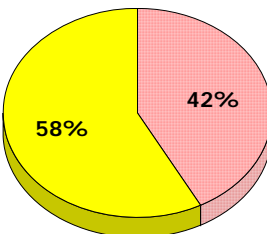
**2011**

AGR (17)



**2010**

AGR (18)



\* In some cases, CRT numbers may exceed AGR numbers based on late enrolments. Pie chart is based on the number of students who wrote the CRT.  
 \* Mushuau Innu Natuashish School and Sheshatshiu Innu School are excluded from district and provincial results.

**Primary English Language Arts  
4 Year Provincial Assessment, June 2013  
Student Population Report  
(average scores)**

District 4 - Eastern

School #: 325 Bishop Abraham Elementary

**Reading**

**School**

**District**

**Province**

Non - Fiction

Fiction

Non - Fiction

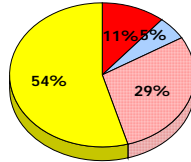
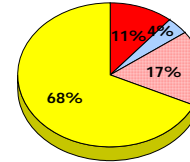
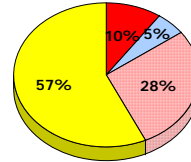
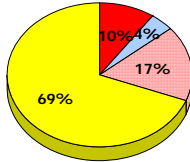
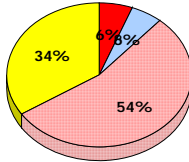
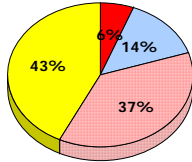
Fiction

Non - Fiction

Fiction

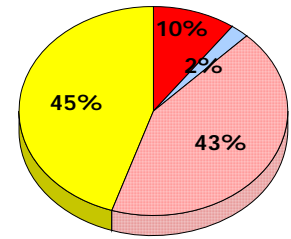
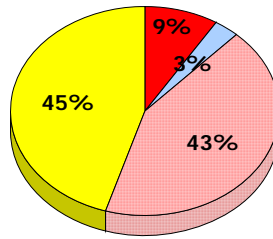
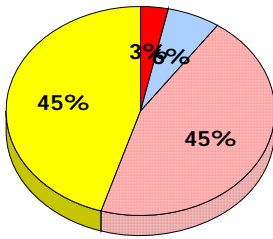
**2013**

Apr 30,  
2013 (35)



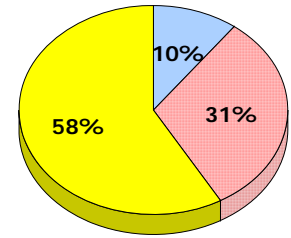
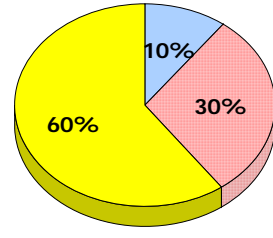
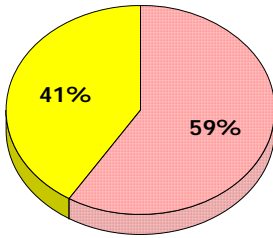
**2012**

Apr 30,  
2012 (31)



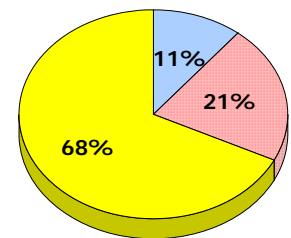
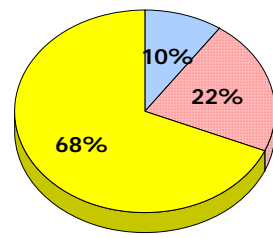
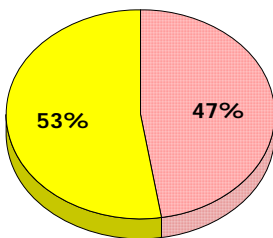
**2011**

AGR (17)



**2010**

AGR (18)



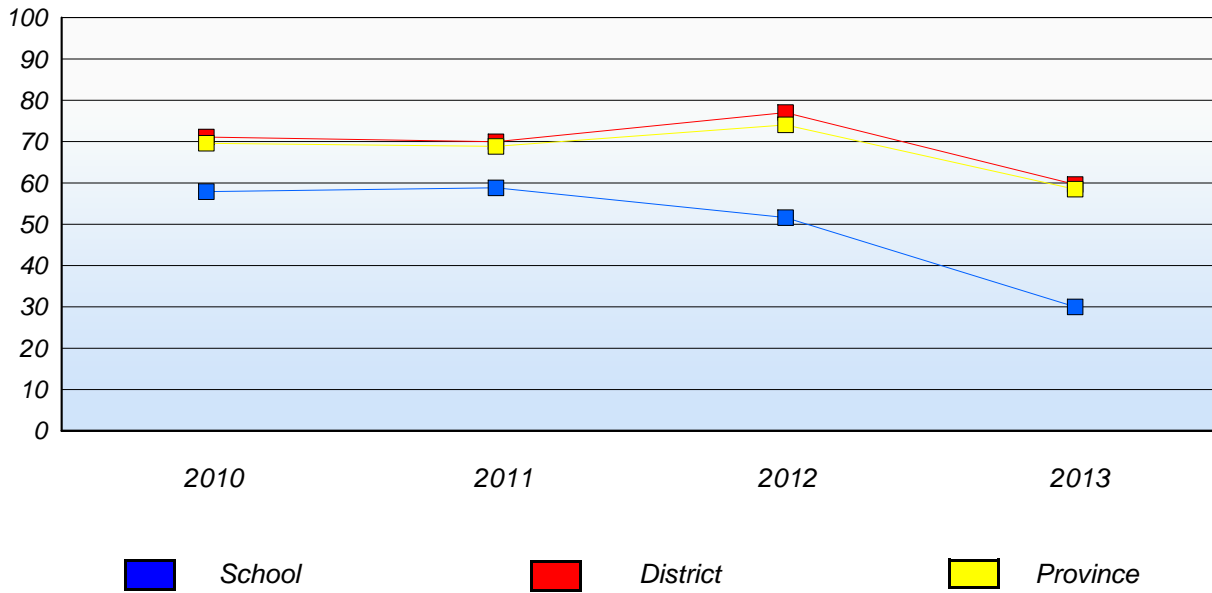
■ Exemption    
 ■ Unknown    
 ■ Not Yet Meeting    
 ■ Meeting or Exceeding

\* In some cases, CRT numbers may exceed AGR numbers based on late enrolments. Pie chart is based on the number of students who wrote the CRT.  
 \* Mushuau Innu Natuashish School and Sheshatshiu Innu School are excluded from district and provincial results.

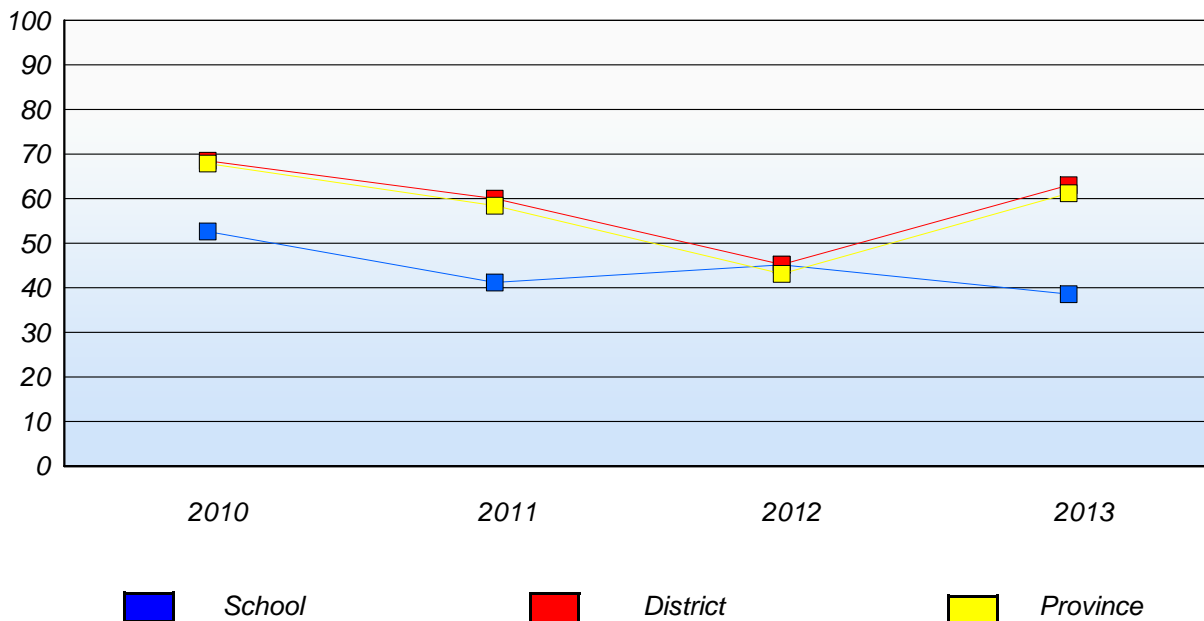
District 4 - Eastern

School #: 325 Bishop Abraham Elementary

**Demand Writing**  
Percentage of students at level 3 or above (2010 - 2013)



**Reading**  
Percentage of students at level 3 or above (2010 - 2013)



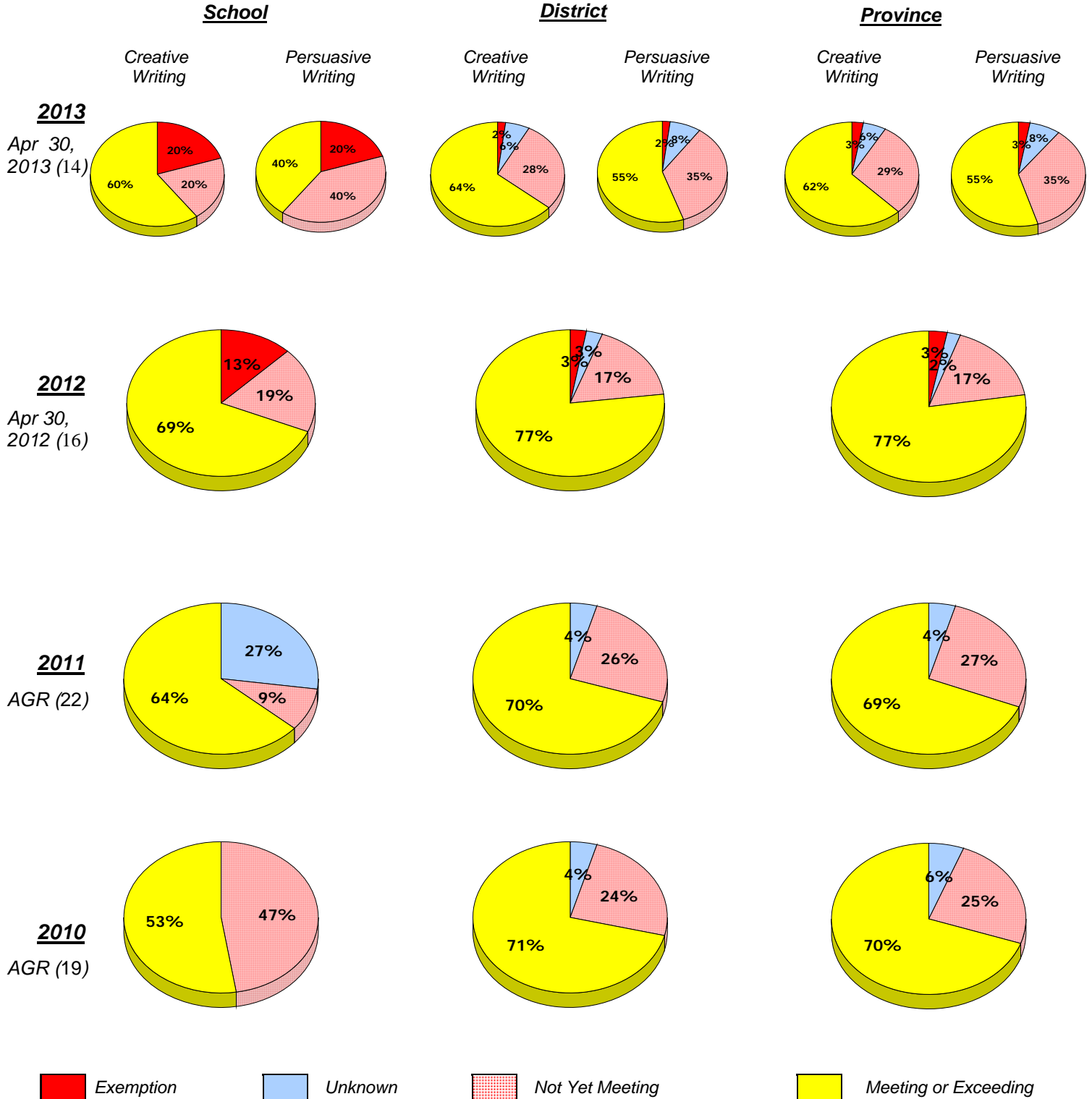
\* In some cases, CRT numbers may exceed AGR numbers based on late enrolments. Pie chart is based on the number of students who wrote the CRT.

\* Mushuau Innu Natuashish School and Sheshatshiu Innu School are excluded from district and provincial results.

District 4 - Eastern

School #: 326 Bishop Feild Elementary

***Demand Writing***



\* In some cases, CRT numbers may exceed AGR numbers based on late enrolments. Pie chart is based on the number of students who wrote the CRT.  
\* Mushuau Innu Natuashish School and Sheshatshiu Innu School are excluded from district and provincial results.

District 4 - Eastern

School #: 326 Bishop Feild Elementary

**Reading**

**School**

**District**

**Province**

Non - Fiction

Fiction

Non - Fiction

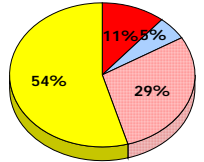
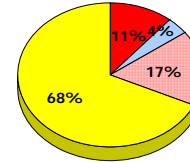
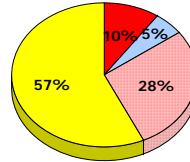
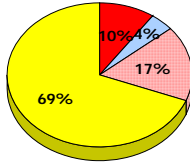
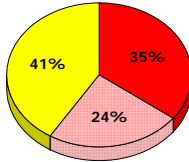
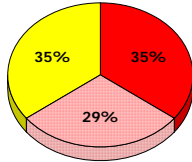
Fiction

Non - Fiction

Fiction

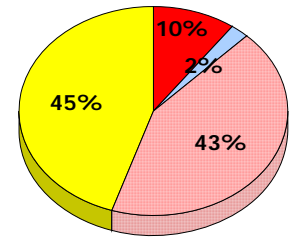
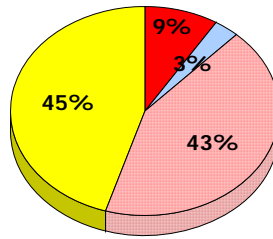
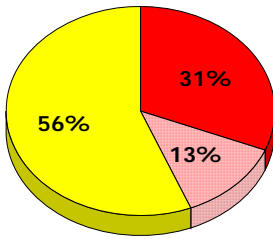
**2013**

Apr 30,  
2013 (14)



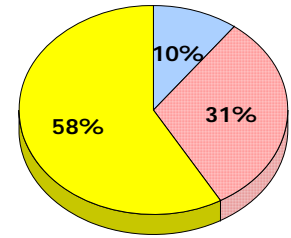
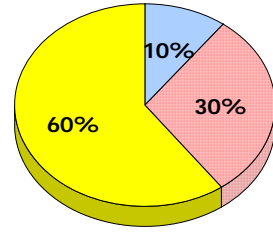
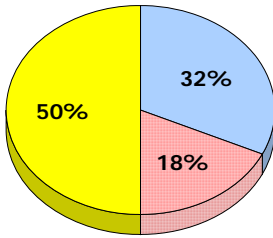
**2012**

Apr 30,  
2012 (16)



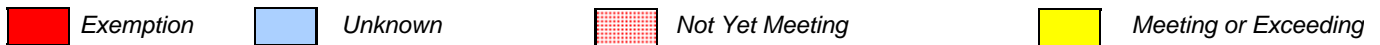
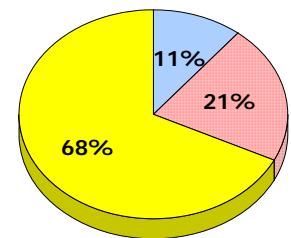
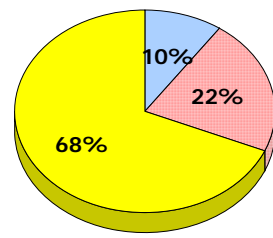
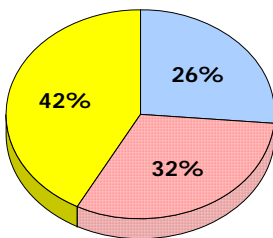
**2011**

AGR (22)



**2010**

AGR (19)



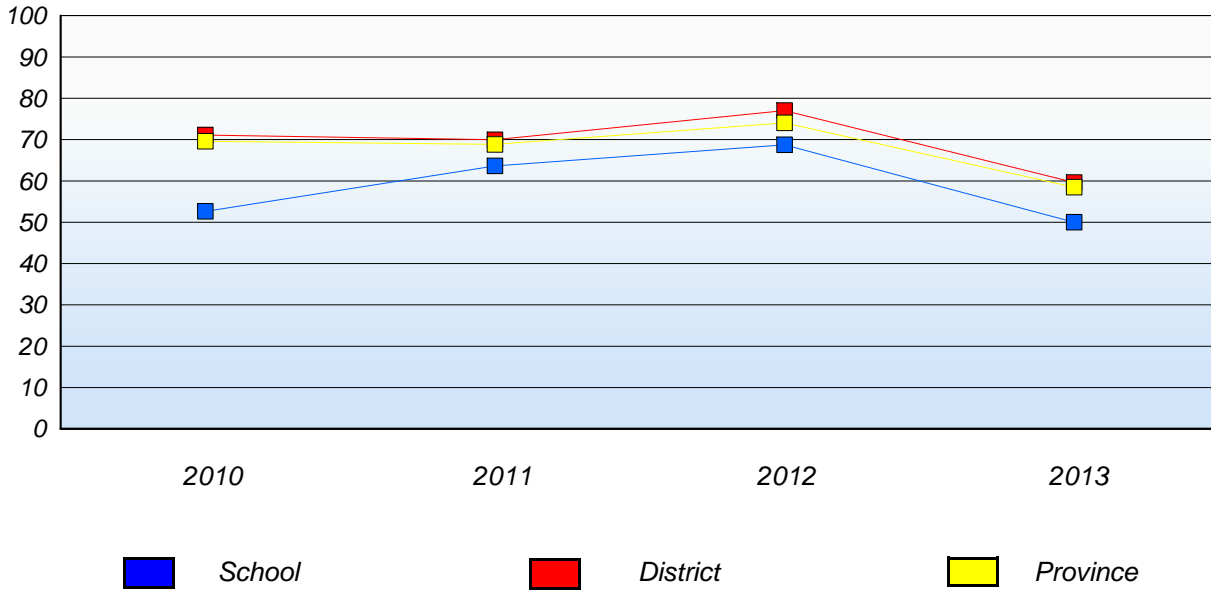
\* In some cases, CRT numbers may exceed AGR numbers based on late enrolments. Pie chart is based on the number of students who wrote the CRT.  
 \* Mushuau Innu Natuashish School and Sheshatshiu Innu School are excluded from district and provincial results.



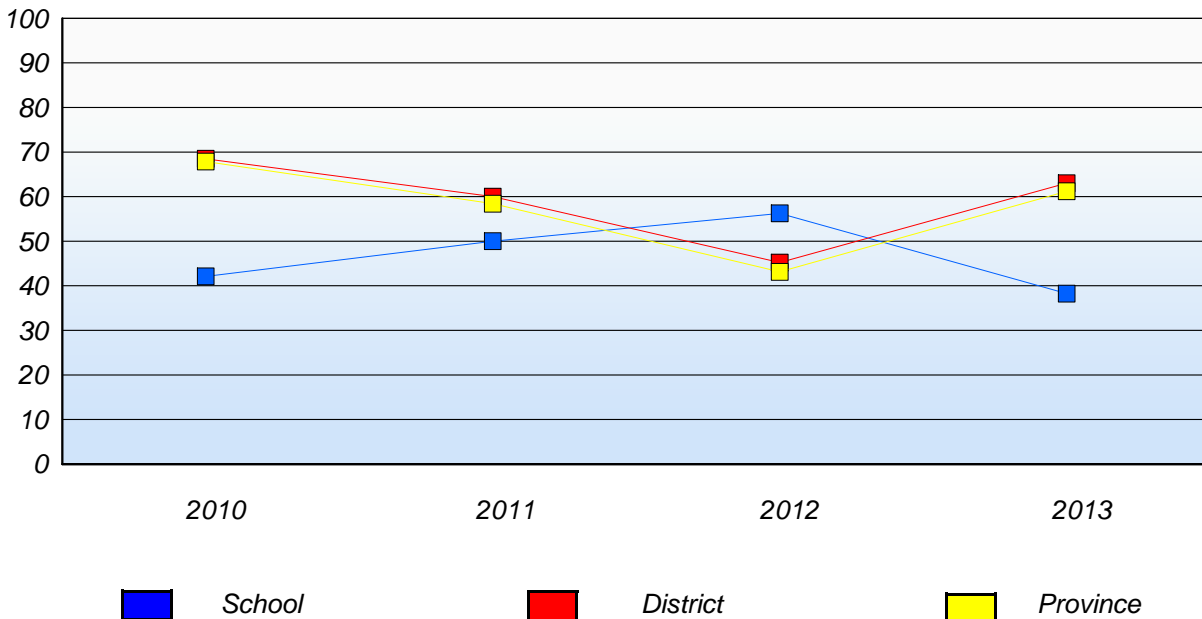
District 4 - Eastern

School #: 326 Bishop Feild Elementary

**Demand Writing**  
Percentage of students at level 3 or above (2010 - 2013)



**Reading**  
Percentage of students at level 3 or above (2010 - 2013)



\* In some cases, CRT numbers may exceed AGR numbers based on late enrolments. Pie chart is based on the number of students who wrote the CRT.

\* Mushuau Innu Natuashish School and Sheshatshiu Innu School are excluded from district and provincial results.

**District 4 - Eastern**

School #: 331 Cowan Heights Elementary

***Demand Writing***

***School***

***District***

***Province***

*Creative Writing*

*Persuasive Writing*

*Creative Writing*

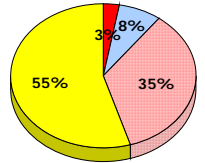
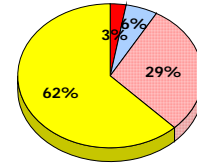
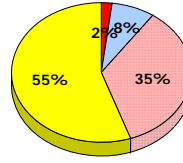
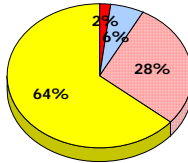
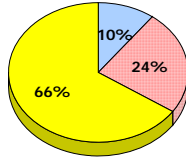
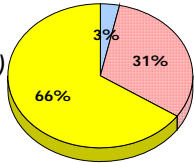
*Persuasive Writing*

*Creative Writing*

*Persuasive Writing*

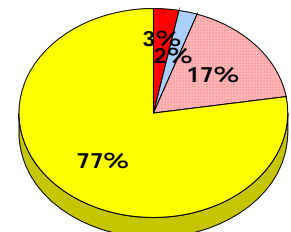
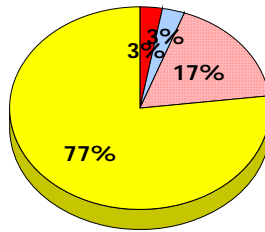
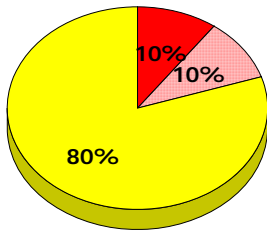
**2013**

Apr 30, 2013 (29)



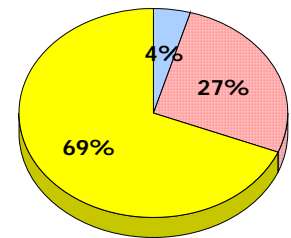
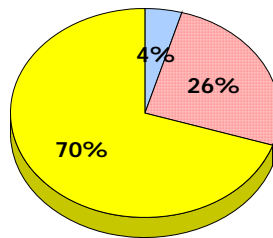
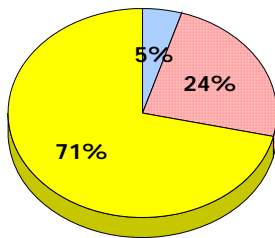
**2012**

Apr 30, 2012 (40)



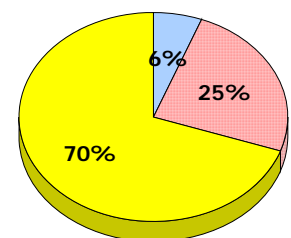
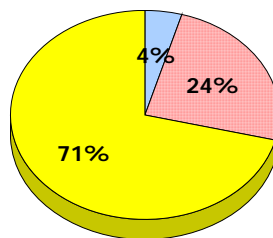
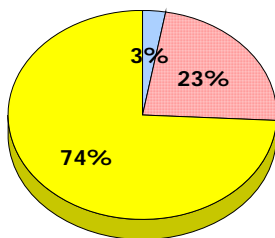
**2011**

AGR (21)



**2010**

AGR (35)



\* In some cases, CRT numbers may exceed AGR numbers based on late enrolments. Pie chart is based on the number of students who wrote the CRT.  
\* Mushuau Innu Natuashish School and Sheshatshiu Innu School are excluded from district and provincial results.

District 4 - Eastern

School #: 331 Cowan Heights Elementary

**Reading**

**School**

**District**

**Province**

Non - Fiction

Fiction

Non - Fiction

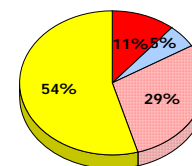
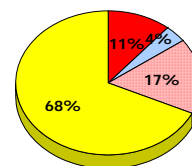
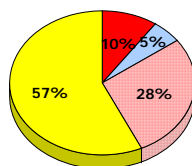
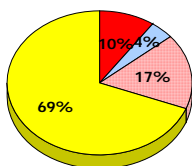
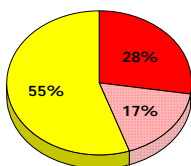
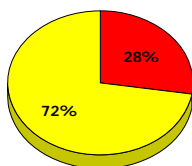
Fiction

Non - Fiction

Fiction

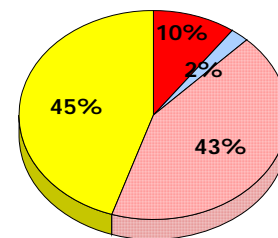
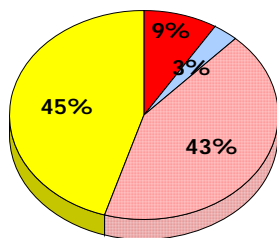
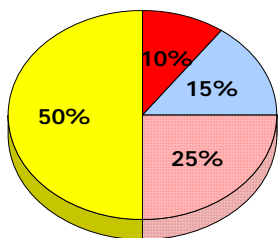
**2013**

Apr 30,  
2013 (29)



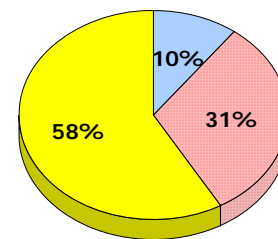
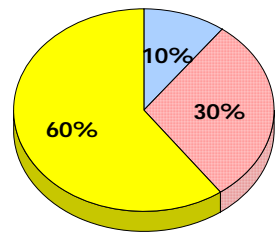
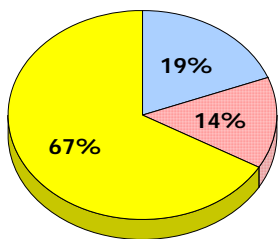
**2012**

Apr 30,  
2012 (40)



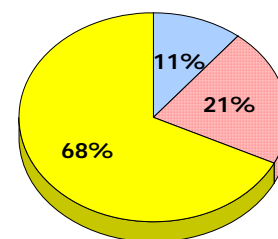
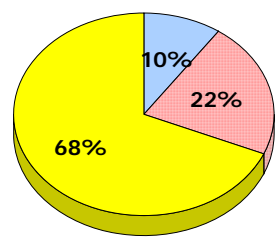
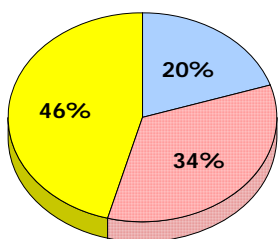
**2011**

AGR (21)



**2010**

AGR (35)



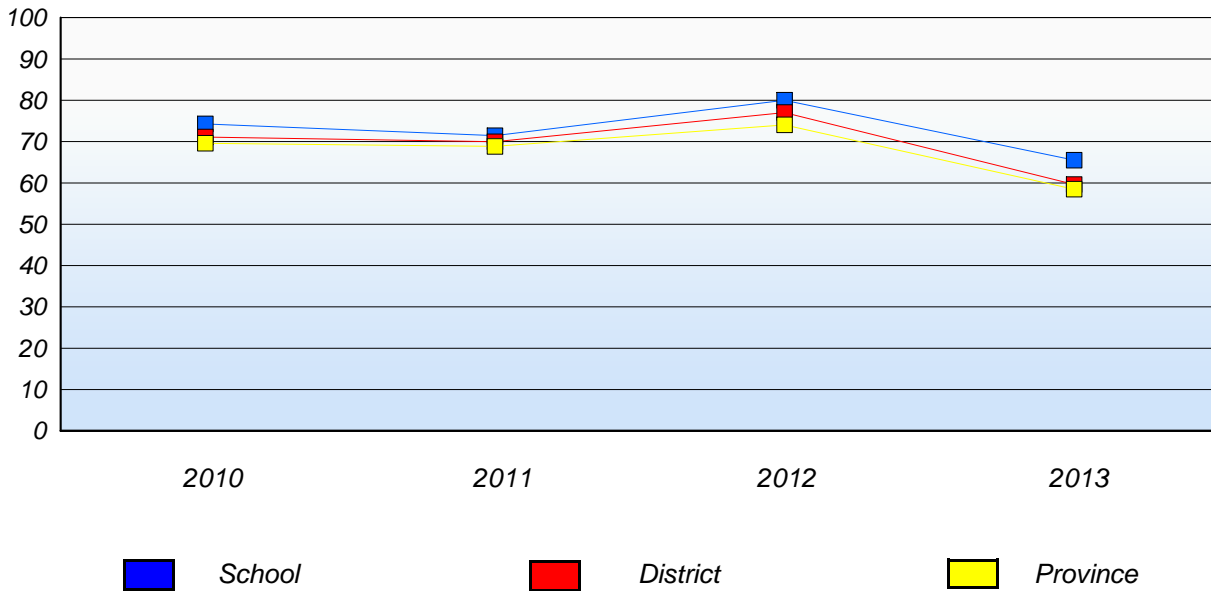
■ Exemption    
 ■ Unknown    
 ■ Not Yet Meeting    
 ■ Meeting or Exceeding

\* In some cases, CRT numbers may exceed AGR numbers based on late enrolments. Pie chart is based on the number of students who wrote the CRT.  
 \* Mushuau Innu Natuashish School and Sheshatshiu Innu School are excluded from district and provincial results.

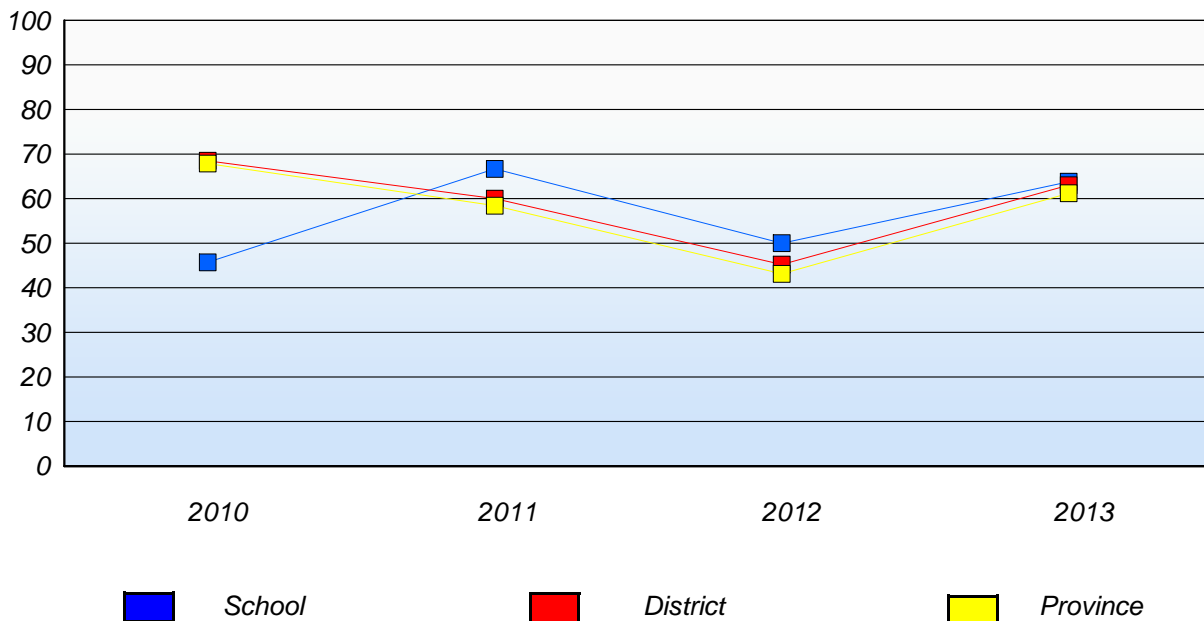
District 4 - Eastern

School #: 331 Cowan Heights Elementary

**Demand Writing**  
Percentage of students at level 3 or above (2010 - 2013)



**Reading**  
Percentage of students at level 3 or above (2010 - 2013)



\* In some cases, CRT numbers may exceed AGR numbers based on late enrolments. Pie chart is based on the number of students who wrote the CRT.

\* Mushuau Innu Natuashish School and Sheshatshiu Innu School are excluded from district and provincial results.

District 4 - Eastern

School #: 334 Larkhall Academy

**Demand Writing**

**School**

**District**

**Province**

Creative Writing

Persuasive Writing

Creative Writing

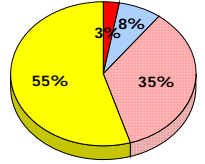
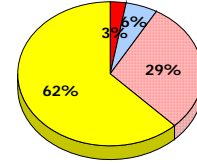
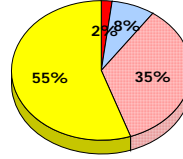
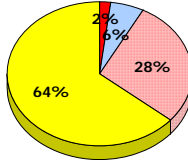
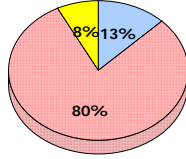
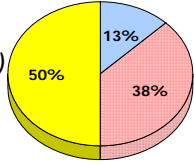
Persuasive Writing

Creative Writing

Persuasive Writing

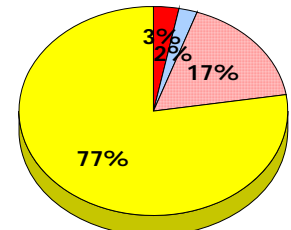
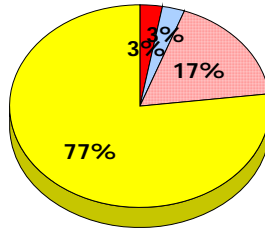
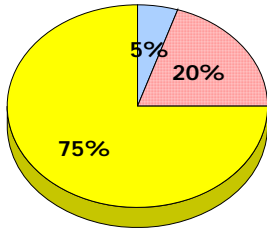
**2013**

Apr 30, 2013 (40)



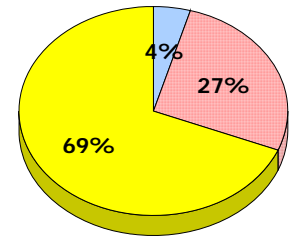
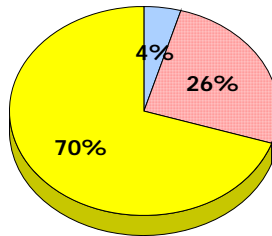
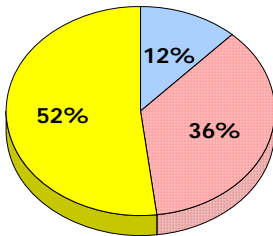
**2012**

Apr 30, 2012 (40)



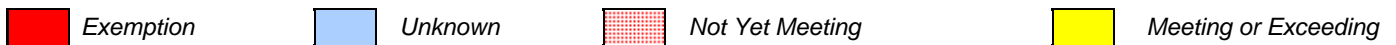
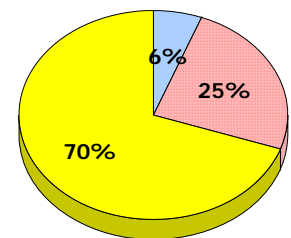
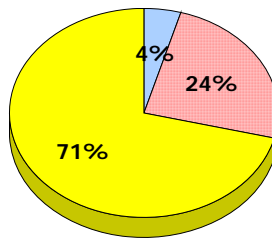
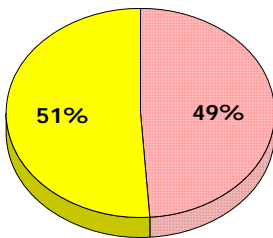
**2011**

AGR (50)



**2010**

AGR (49)



\* In some cases, CRT numbers may exceed AGR numbers based on late enrolments. Pie chart is based on the number of students who wrote the CRT.  
 \* Mushuau Innu Natuashish School and Sheshatshiu Innu School are excluded from district and provincial results.

District 4 - Eastern

School #: 334 Larkhall Academy

**Reading**

**School**

**District**

**Province**

Non - Fiction

Fiction

Non - Fiction

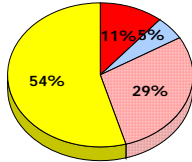
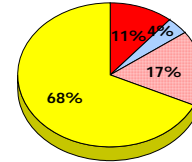
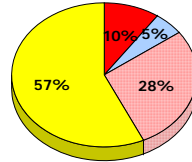
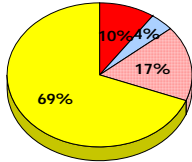
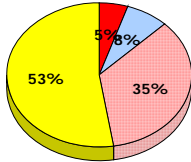
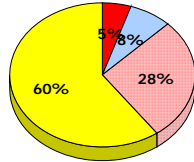
Fiction

Non - Fiction

Fiction

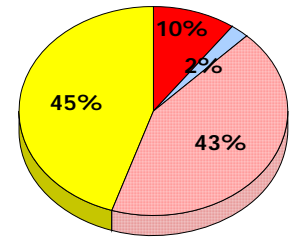
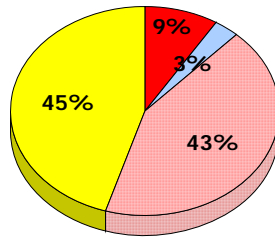
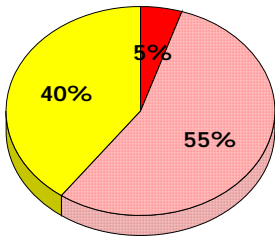
**2013**

Apr 30,  
2013 (40)



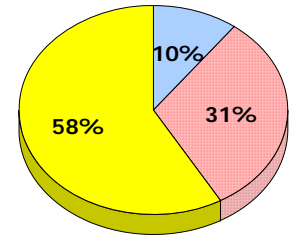
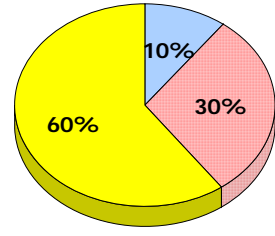
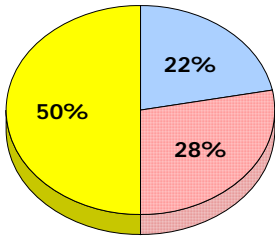
**2012**

Apr 30,  
2012 (40)



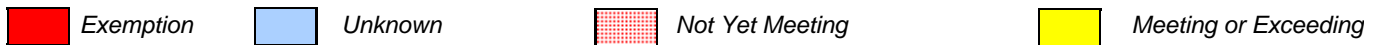
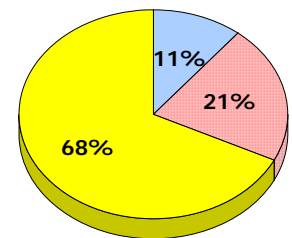
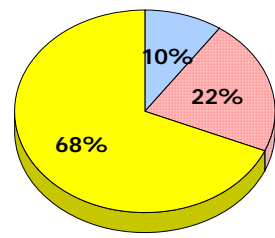
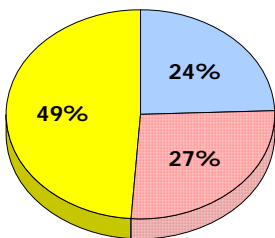
**2011**

AGR (50)



**2010**

AGR (49)

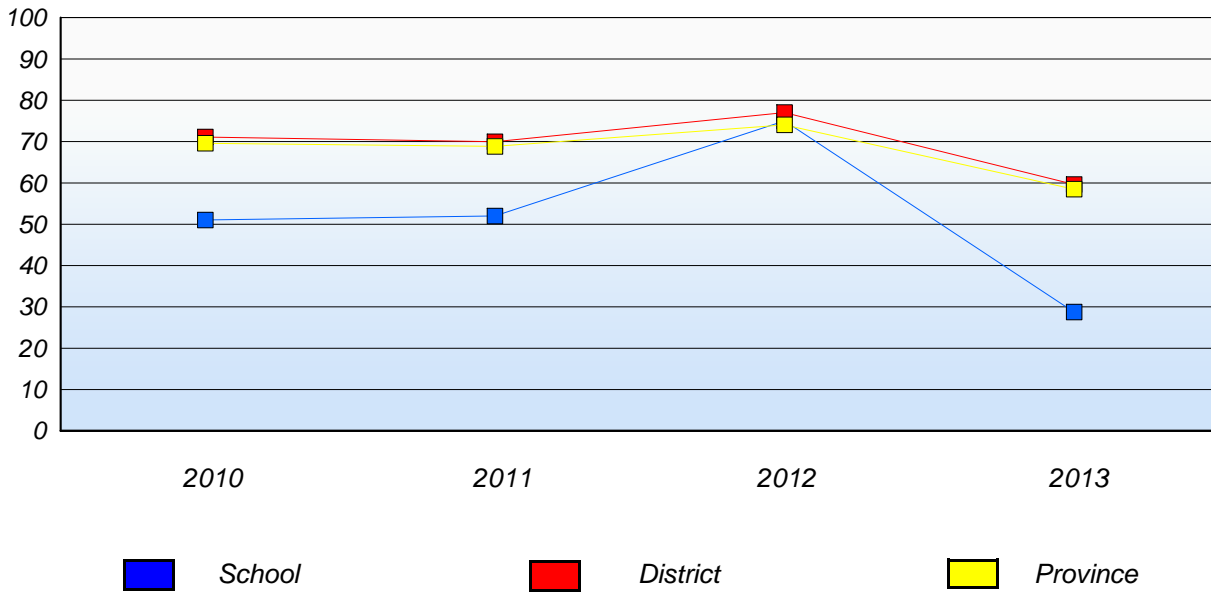


\* In some cases, CRT numbers may exceed AGR numbers based on late enrolments. Pie chart is based on the number of students who wrote the CRT.  
 \* Mushuau Innu Natuashish School and Sheshatshiu Innu School are excluded from district and provincial results.

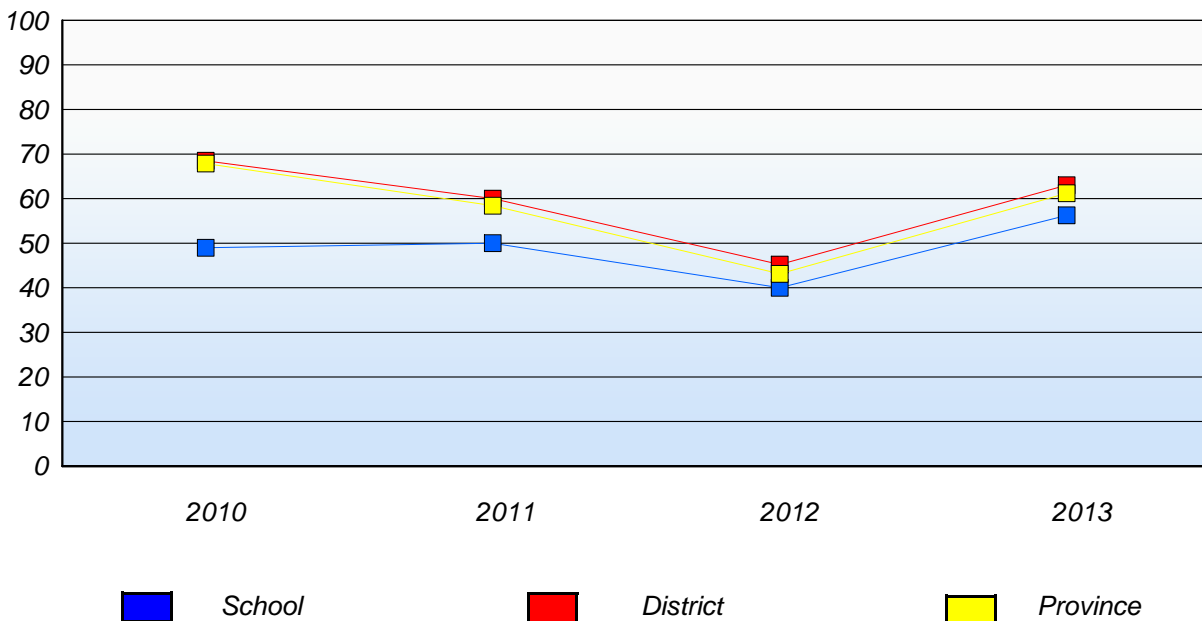
District 4 - Eastern

School #: 334 Larkhall Academy

**Demand Writing**  
Percentage of students at level 3 or above (2010 - 2013)



**Reading**  
Percentage of students at level 3 or above (2010 - 2013)



\* In some cases, CRT numbers may exceed AGR numbers based on late enrolments. Pie chart is based on the number of students who wrote the CRT.

\* Mushuau Innu Natuashish School and Sheshatshiu Innu School are excluded from district and provincial results.

District 4 - Eastern

School #: 337 Goulds Elementary

**Demand Writing**

**School**

**District**

**Province**

Creative Writing

Persuasive Writing

Creative Writing

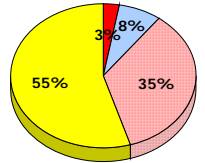
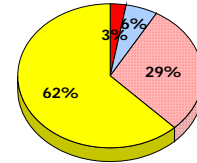
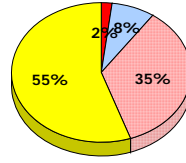
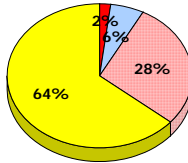
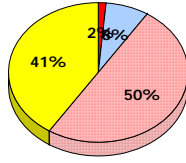
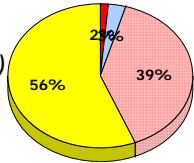
Persuasive Writing

Creative Writing

Persuasive Writing

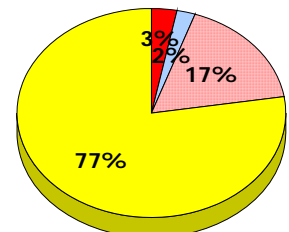
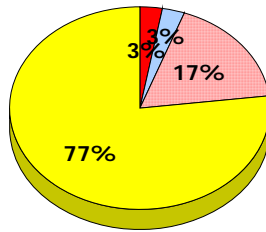
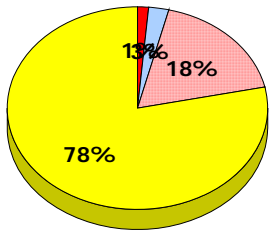
**2013**

Apr 30, 2013 (66)



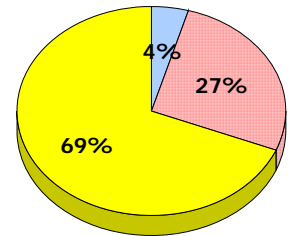
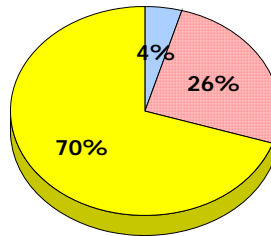
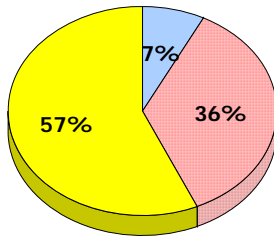
**2012**

Apr 30, 2012 (78)



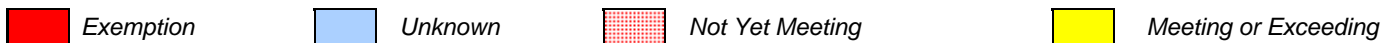
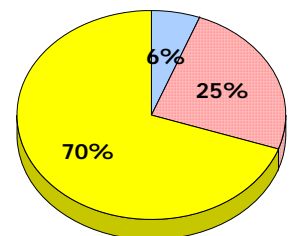
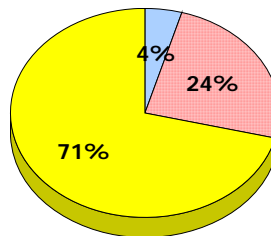
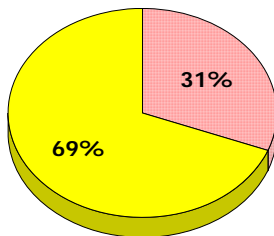
**2011**

AGR (67)



**2010**

AGR (63)



\* In some cases, CRT numbers may exceed AGR numbers based on late enrolments. Pie chart is based on the number of students who wrote the CRT.  
 \* Mushuau Innu Natuashish School and Sheshatshiu Innu School are excluded from district and provincial results.



Primary English Language Arts  
4 Year Provincial Assessment, June 2013  
Student Population Report  
(average scores)

District 4 - Eastern

School #: 337 Goulds Elementary

**Reading**

**School**

**District**

**Province**

Non - Fiction

Fiction

Non - Fiction

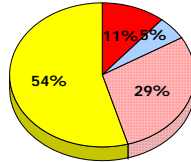
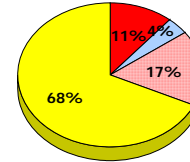
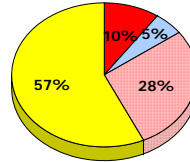
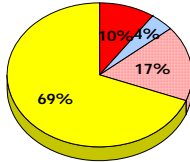
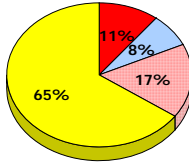
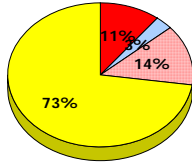
Fiction

Non - Fiction

Fiction

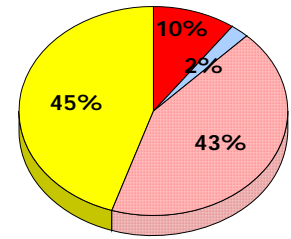
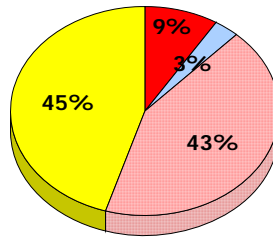
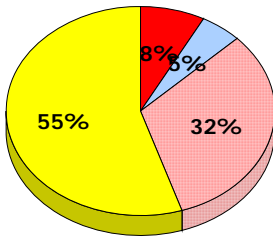
**2013**

Apr 30,  
2013 (66)



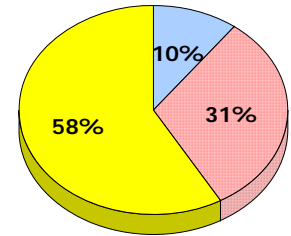
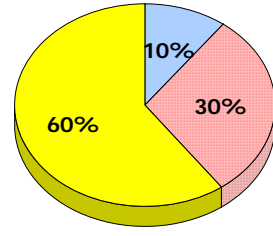
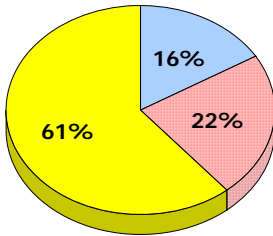
**2012**

Apr 30,  
2012 (78)



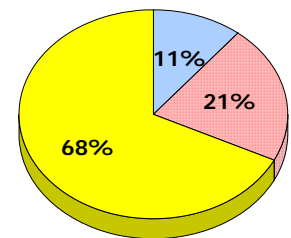
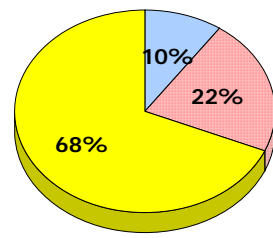
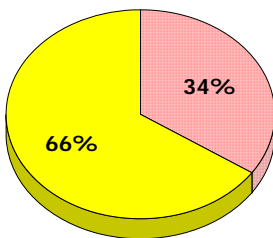
**2011**

AGR (67)



**2010**

AGR (63)



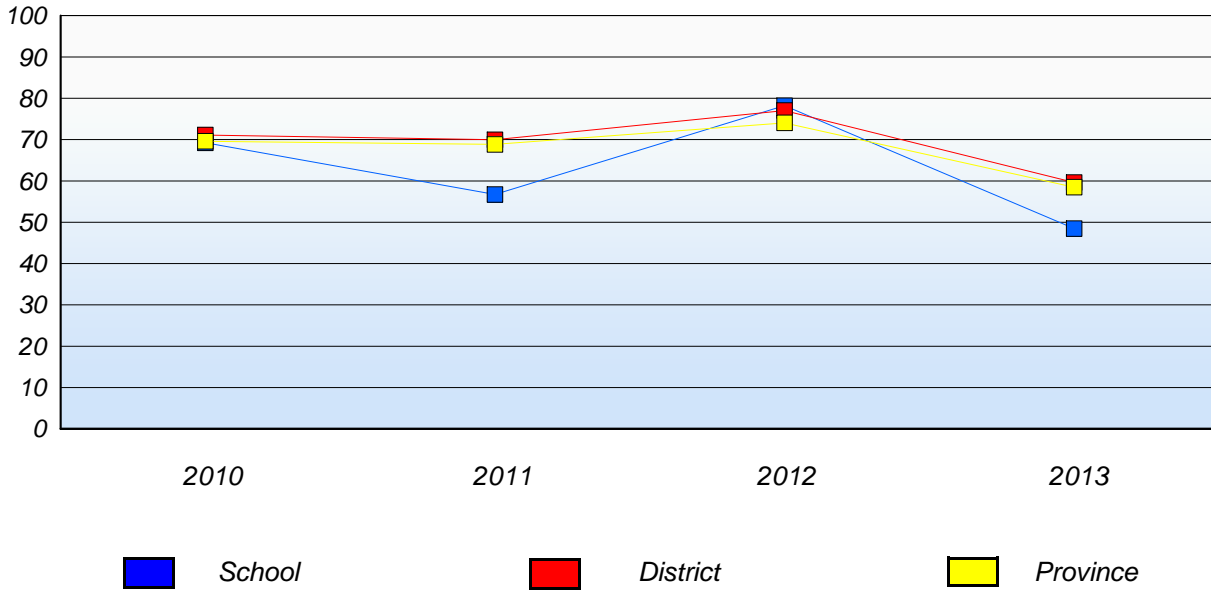
■ Exemption    
 ■ Unknown    
 ■ Not Yet Meeting    
 ■ Meeting or Exceeding

\* In some cases, CRT numbers may exceed AGR numbers based on late enrolments. Pie chart is based on the number of students who wrote the CRT.  
 \* Mushuau Innu Natuashish School and Sheshatshiu Innu School are excluded from district and provincial results.

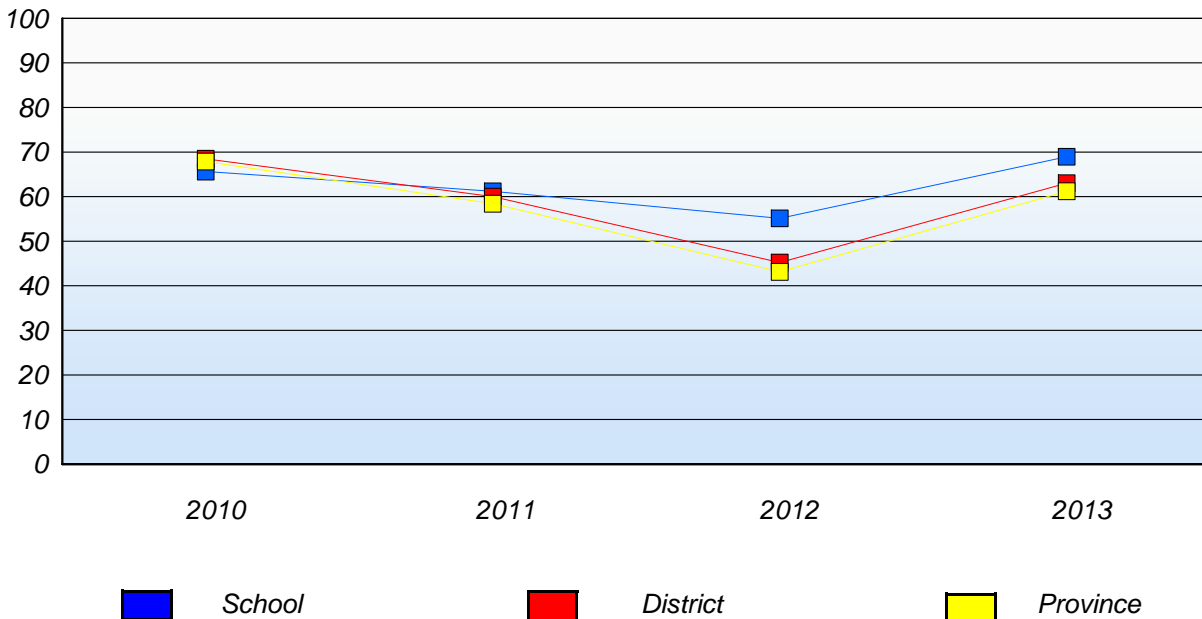
District 4 - Eastern

School #: 337    Goulds Elementary

**Demand Writing**  
Percentage of students at level 3 or above (2010 - 2013)



**Reading**  
Percentage of students at level 3 or above (2010 - 2013)



\* In some cases, CRT numbers may exceed AGR numbers based on late enrolments. Pie chart is based on the number of students who wrote the CRT.

\* Mushuau Innu Natuashish School and Sheshatshiu Innu School are excluded from district and provincial results.

**District 4 - Eastern**

School #: 339 Holy Cross Elementary

***Demand Writing***

***School***

***District***

***Province***

*Creative Writing*

*Persuasive Writing*

*Creative Writing*

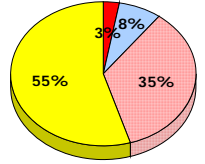
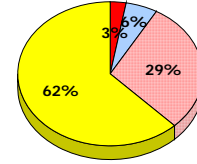
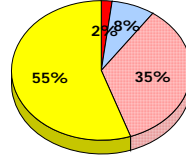
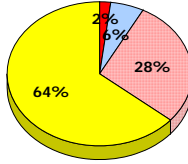
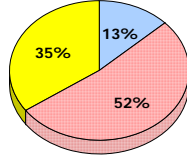
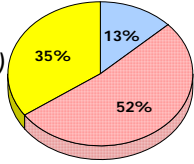
*Persuasive Writing*

*Creative Writing*

*Persuasive Writing*

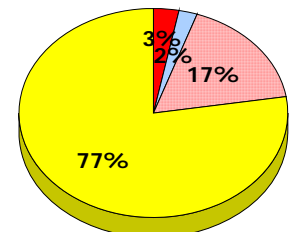
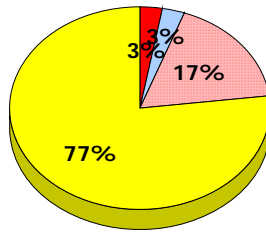
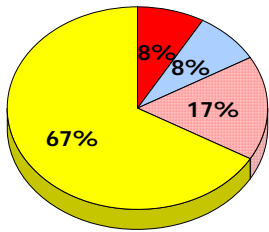
**2013**

Apr 30, 2013 (23)



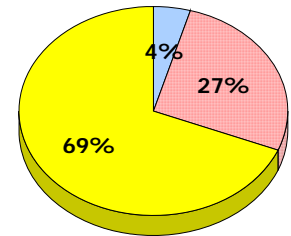
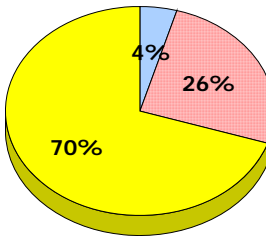
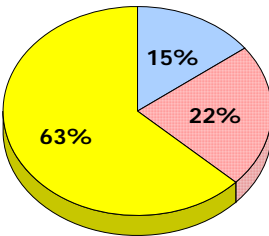
**2012**

Apr 30, 2012 (12)




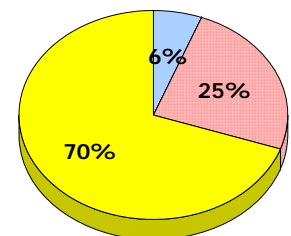
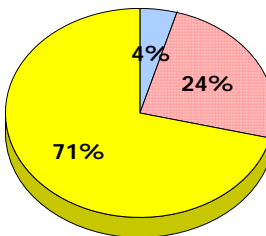
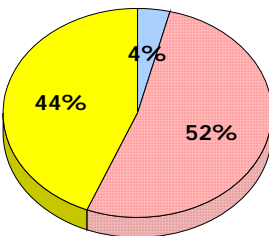
**2011**

AGR (27)



**2010**

AGR (25)



\* In some cases, CRT numbers may exceed AGR numbers based on late enrolments. Pie chart is based on the number of students who wrote the CRT.  
\* Mushuau Innu Natuashish School and Sheshatshiu Innu School are excluded from district and provincial results.

Primary English Language Arts  
4 Year Provincial Assessment, June 2013  
Student Population Report  
(average scores)

District 4 - Eastern

School #: 339 Holy Cross Elementary

**Reading**

**School**

**District**

**Province**

Non - Fiction

Fiction

Non - Fiction

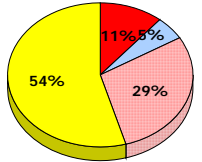
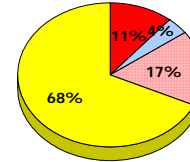
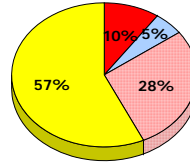
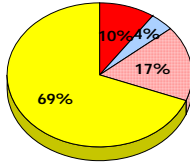
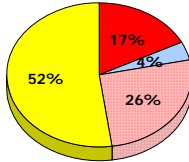
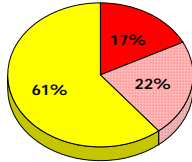
Fiction

Non - Fiction

Fiction

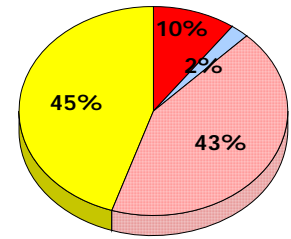
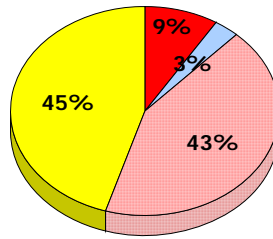
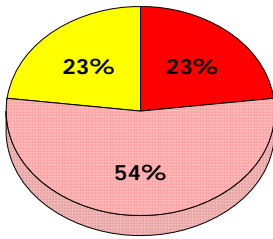
**2013**

Apr 30,  
2013 (23)



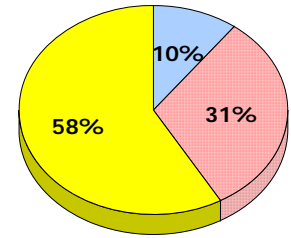
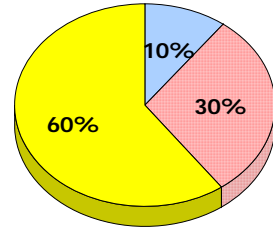
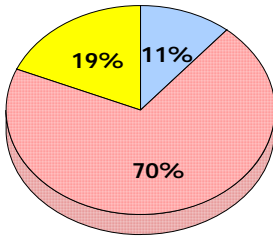
**2012**

Apr 30,  
2012 (12)



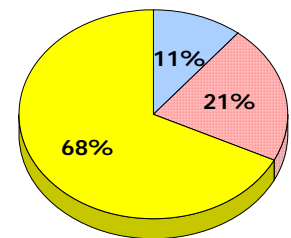
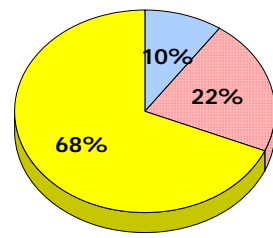
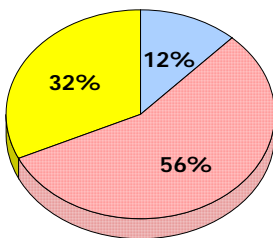
**2011**

AGR (27)



**2010**

AGR (25)



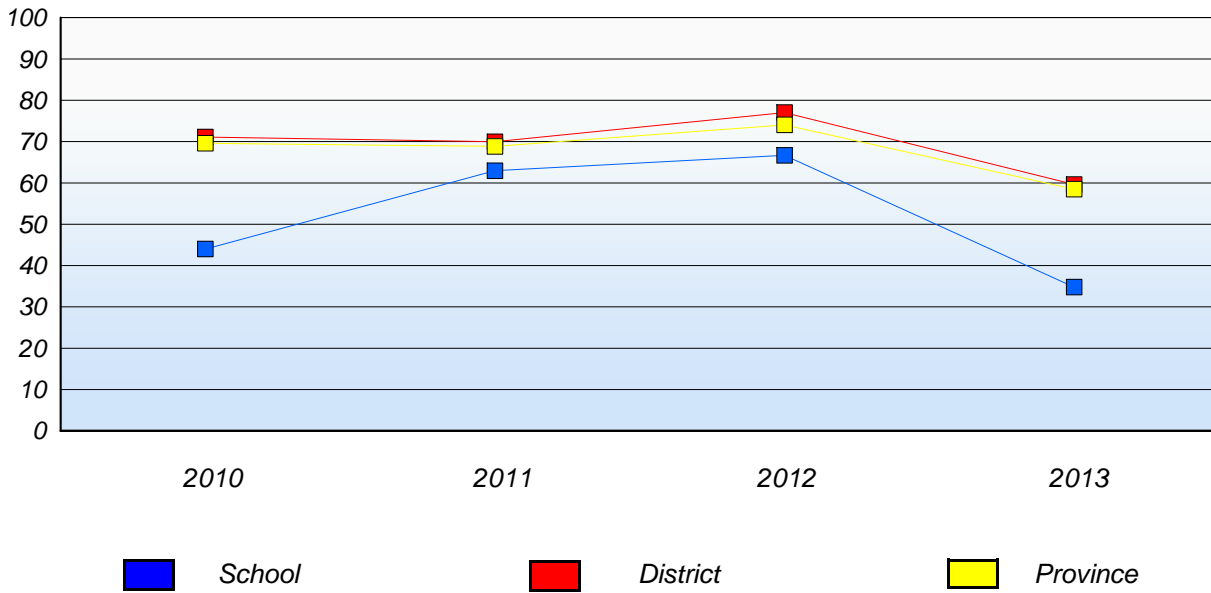
■ Exemption    
 ■ Unknown    
 ■ Not Yet Meeting    
 ■ Meeting or Exceeding

\* In some cases, CRT numbers may exceed AGR numbers based on late enrolments. Pie chart is based on the number of students who wrote the CRT.  
 \* Mushuau Innu Natuashish School and Sheshatshiu Innu School are excluded from district and provincial results.

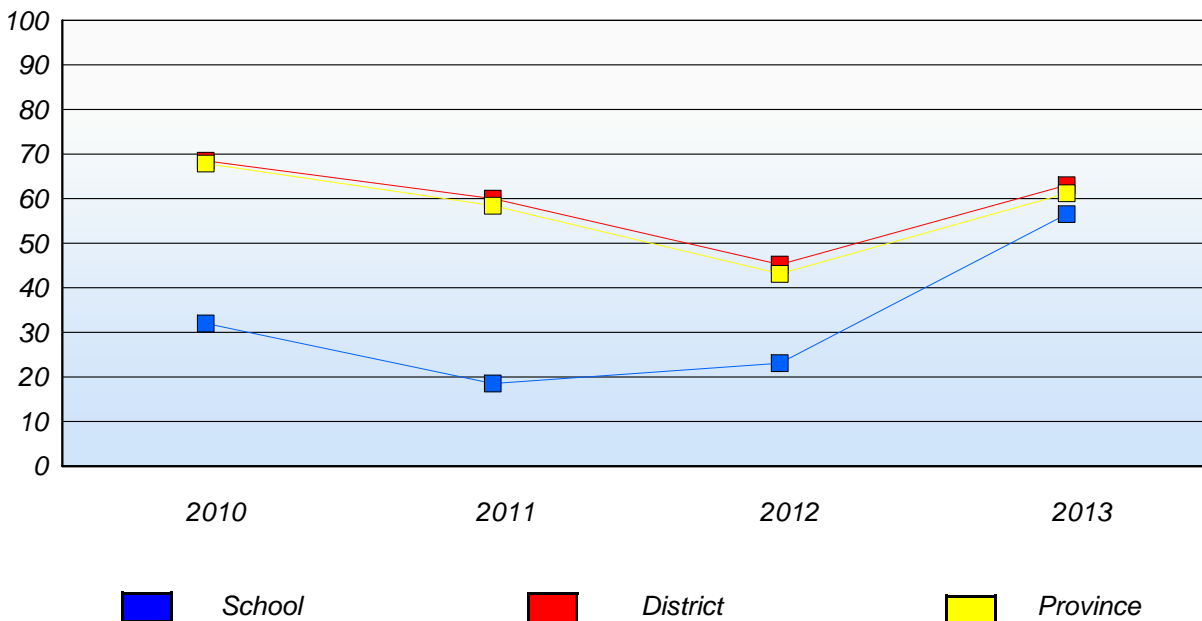
District 4 - Eastern

School #: 339 Holy Cross Elementary

**Demand Writing**  
Percentage of students at level 3 or above (2010 - 2013)



**Reading**  
Percentage of students at level 3 or above (2010 - 2013)



\* In some cases, CRT numbers may exceed AGR numbers based on late enrolments. Pie chart is based on the number of students who wrote the CRT.

\* Mushuau Innu Natuashish School and Sheshatshiu Innu School are excluded from district and provincial results.

District 4 - Eastern

School #: 342 MacDonal Drive Elementary

**Demand Writing**

School

District

Province

Creative Writing

Persuasive Writing

Creative Writing

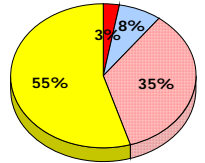
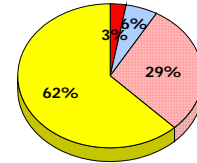
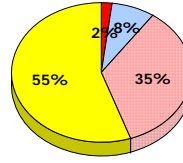
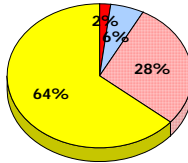
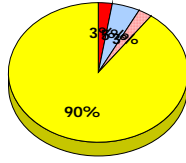
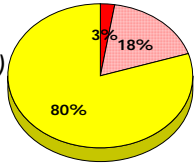
Persuasive Writing

Creative Writing

Persuasive Writing

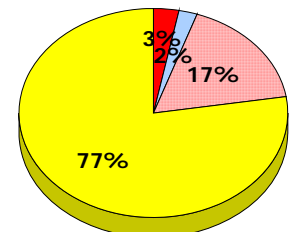
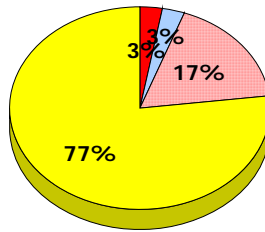
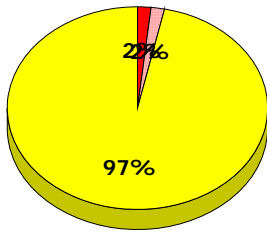
**2013**

Apr 30, 2013 (40)



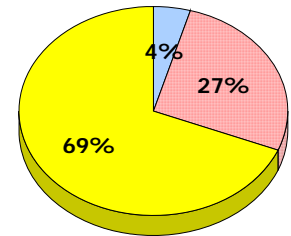
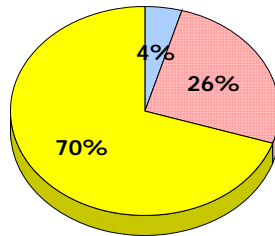
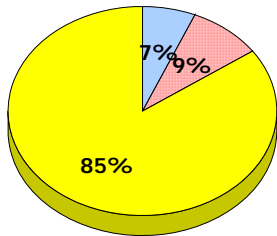
**2012**

Apr 30, 2012 (58)



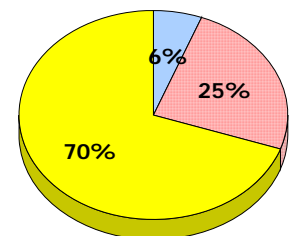
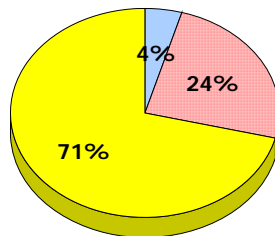
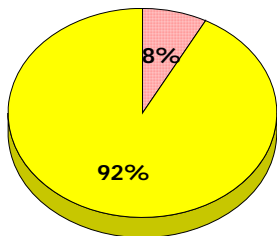
**2011**

AGR (46)



**2010**

AGR (50)



■ Exemption     
 ■ Unknown     
  Not Yet Meeting     
 ■ Meeting or Exceeding

\* In some cases, CRT numbers may exceed AGR numbers based on late enrolments. Pie chart is based on the number of students who wrote the CRT.  
 \* Mushuau Innu Natuashish School and Sheshatshiu Innu School are excluded from district and provincial results.

**Primary English Language Arts  
4 Year Provincial Assessment, June 2013  
Student Population Report  
(average scores)**

District 4 - Eastern

School #: 342 MacDonal Drive Elementary

**Reading**

**School**

**District**

**Province**

Non - Fiction

Fiction

Non - Fiction

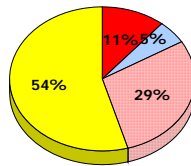
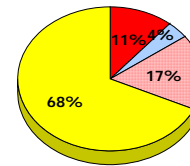
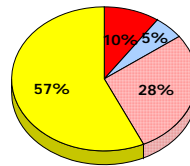
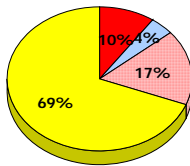
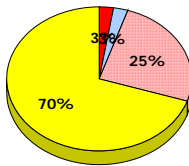
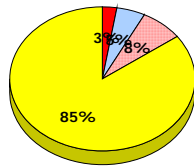
Fiction

Non - Fiction

Fiction

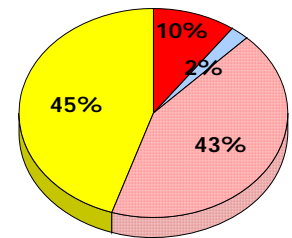
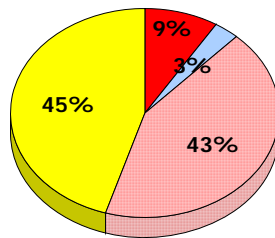
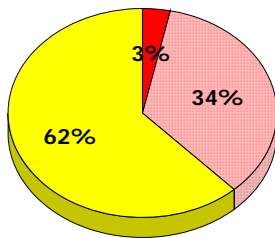
**2013**

Apr 30,  
2013 (40)



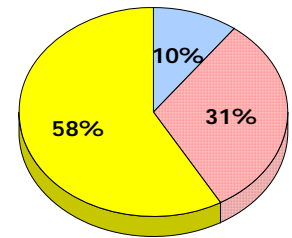
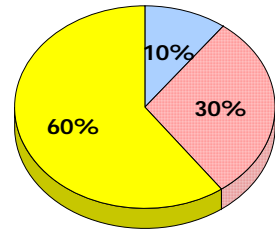
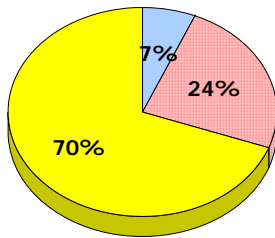
**2012**

Apr 30,  
2012 (58)



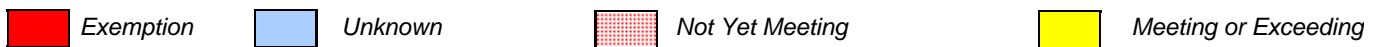
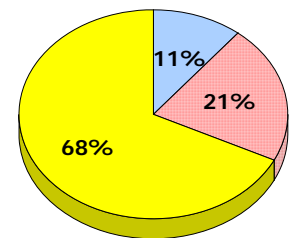
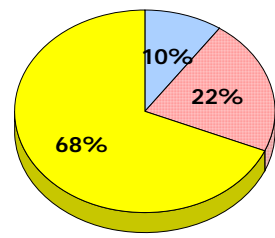
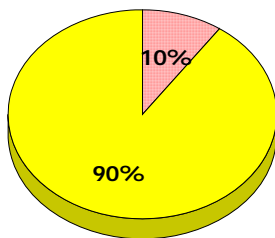
**2011**

AGR (46)



**2010**

AGR (50)

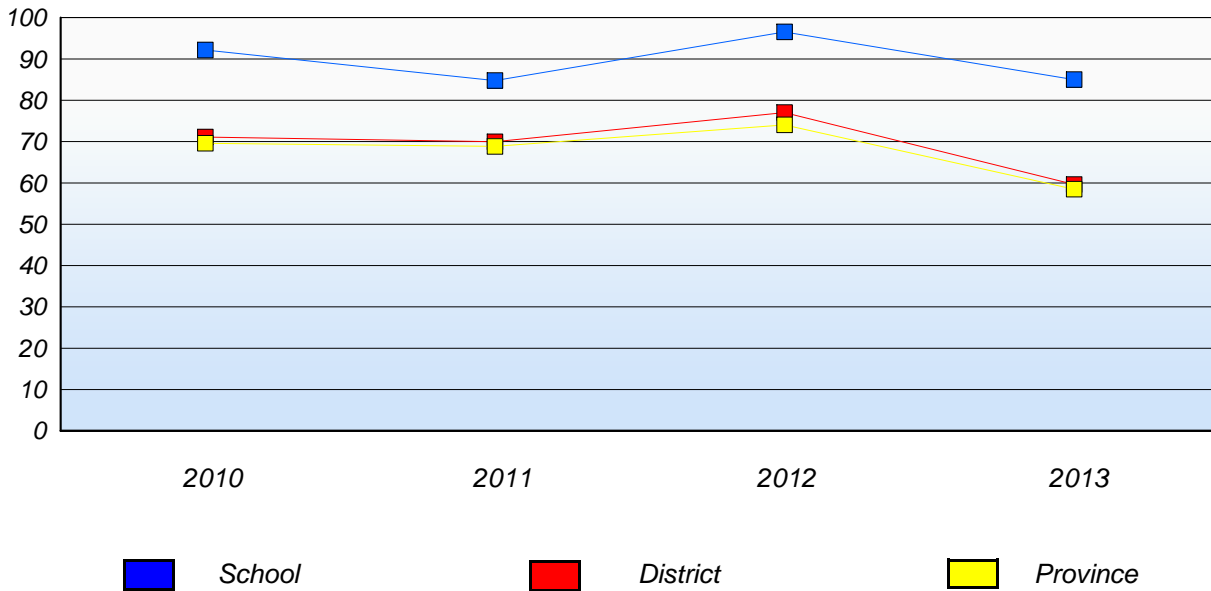


\* In some cases, CRT numbers may exceed AGR numbers based on late enrolments. Pie chart is based on the number of students who wrote the CRT.  
\* Mushuau Innu Natuashish School and Sheshatshiu Innu School are excluded from district and provincial results.

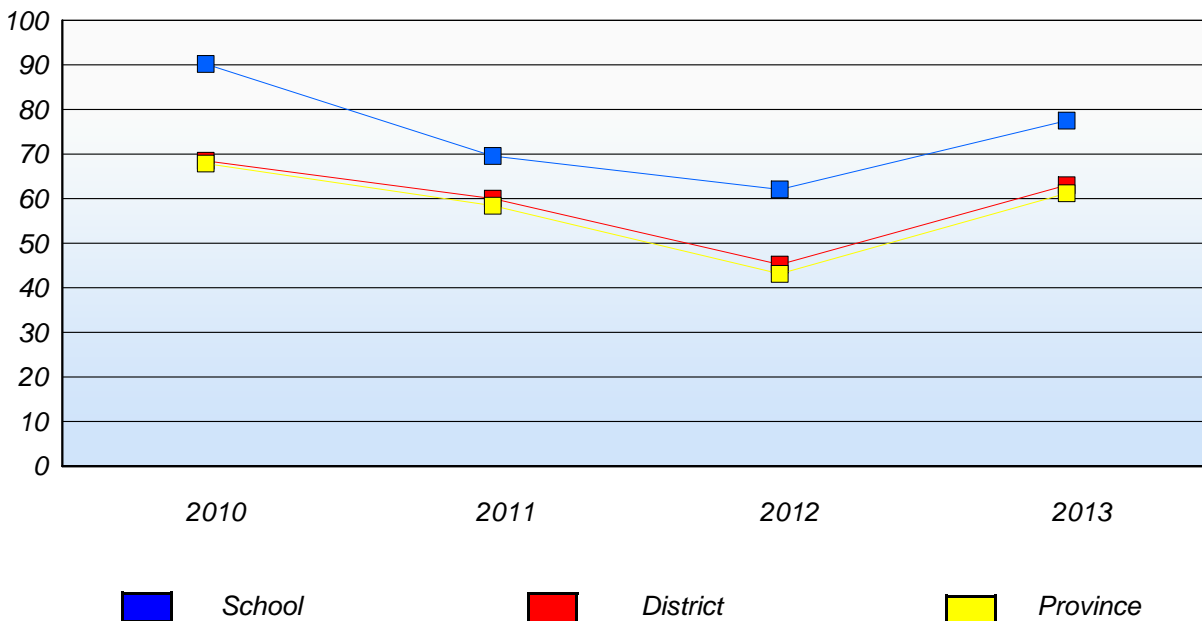
District 4 - Eastern

School #: 342 MacDonal Drive Elementary

**Demand Writing**  
Percentage of students at level 3 or above (2010 - 2013)



**Reading**  
Percentage of students at level 3 or above (2010 - 2013)



\* In some cases, CRT numbers may exceed AGR numbers based on late enrolments. Pie chart is based on the number of students who wrote the CRT.

\* Mushuau Innu Natuashish School and Sheshatshiu Innu School are excluded from district and provincial results.



District 4 - Eastern

School #: 345 Mary Queen of Peace Elementary

**Demand Writing**

School

District

Province

Creative Writing

Persuasive Writing

Creative Writing

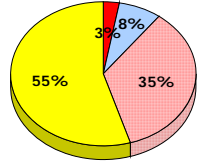
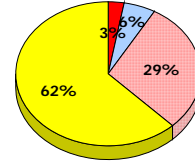
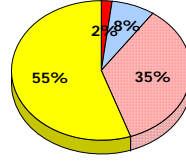
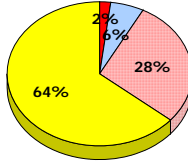
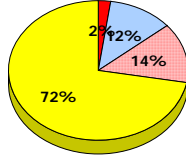
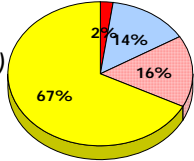
Persuasive Writing

Creative Writing

Persuasive Writing

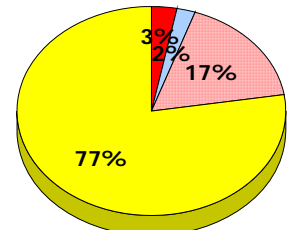
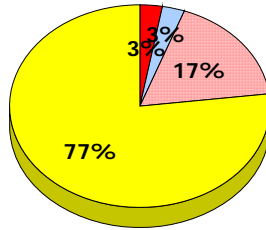
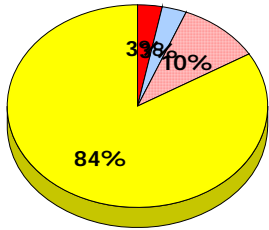
**2013**

Apr 30, 2013 (43)



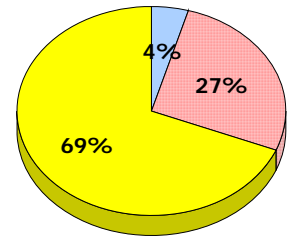
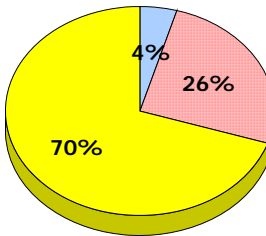
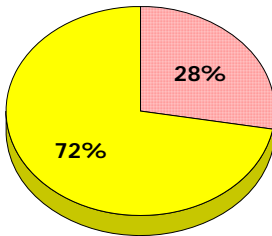
**2012**

Apr 30, 2012 (67)



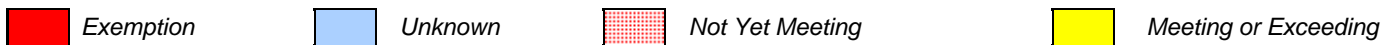
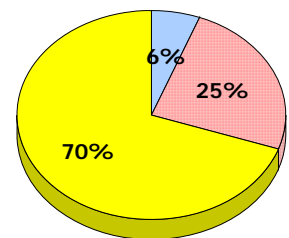
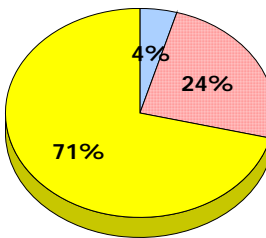
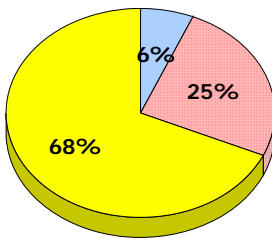
**2011**

AGR (54)



**2010**

AGR (63)



\* In some cases, CRT numbers may exceed AGR numbers based on late enrolments. Pie chart is based on the number of students who wrote the CRT.  
 \* Mushuau Innu Natuashish School and Sheshatshiu Innu School are excluded from district and provincial results.

**Primary English Language Arts  
4 Year Provincial Assessment, June 2013  
Student Population Report  
(average scores)**

**District 4 - Eastern**

School #: 345 Mary Queen of Peace Elementary

**Reading**

**School**

**District**

**Province**

*Non - Fiction*

*Fiction*

*Non - Fiction*

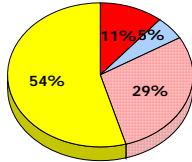
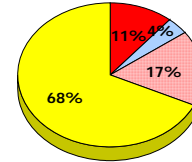
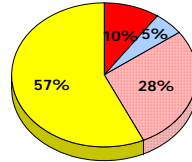
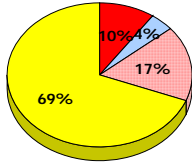
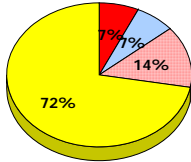
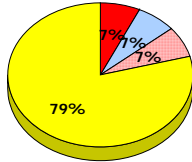
*Fiction*

*Non - Fiction*

*Fiction*

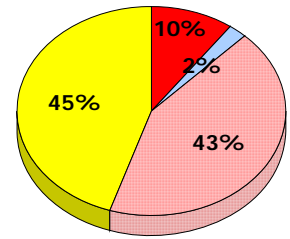
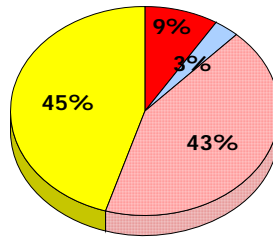
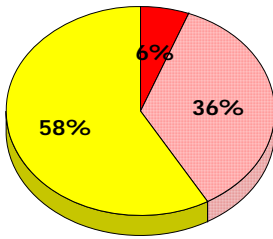
**2013**

Apr 30,  
2013 (43)



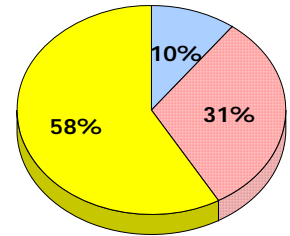
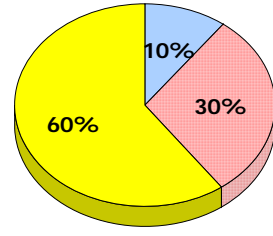
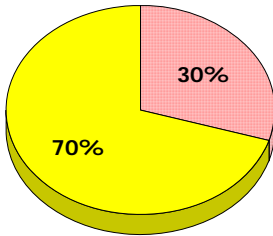
**2012**

Apr 30,  
2012 (67)



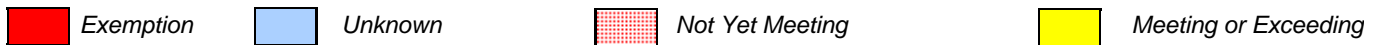
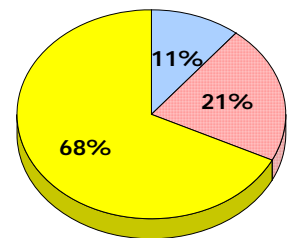
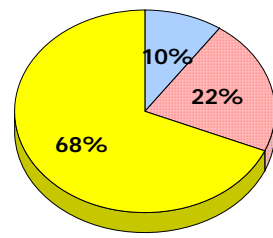
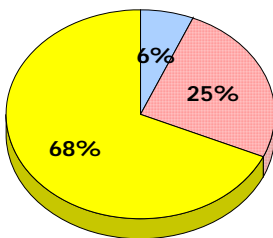
**2011**

AGR (54)



**2010**

AGR (63)

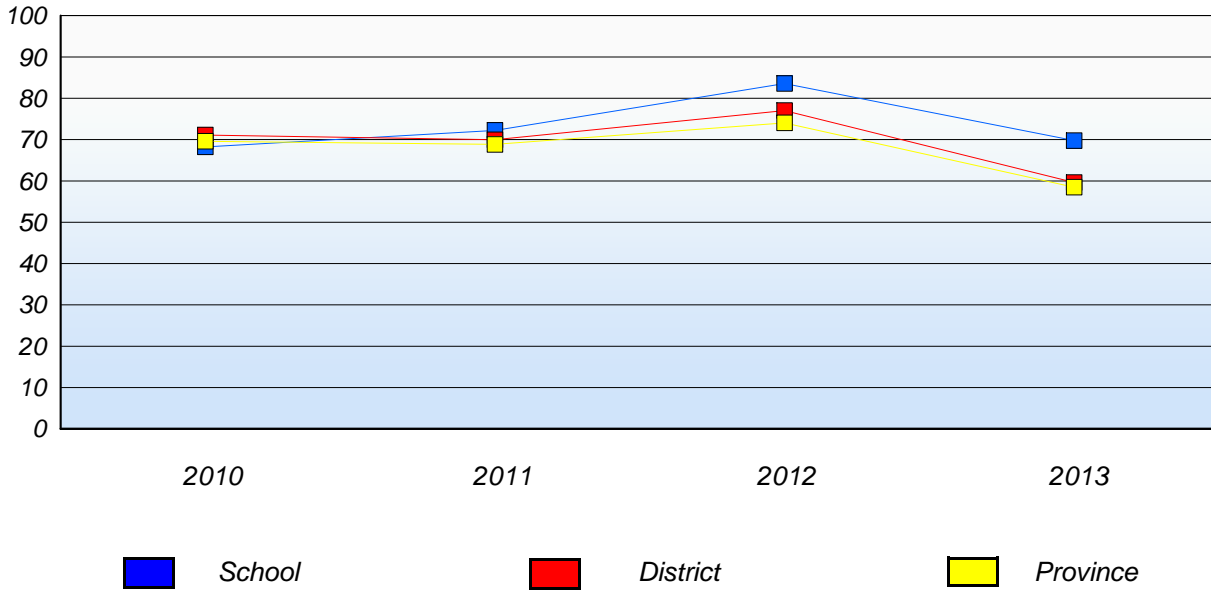


\* In some cases, CRT numbers may exceed AGR numbers based on late enrolments. Pie chart is based on the number of students who wrote the CRT.  
\* Mushuau Innu Natuashish School and Sheshatshiu Innu School are excluded from district and provincial results.

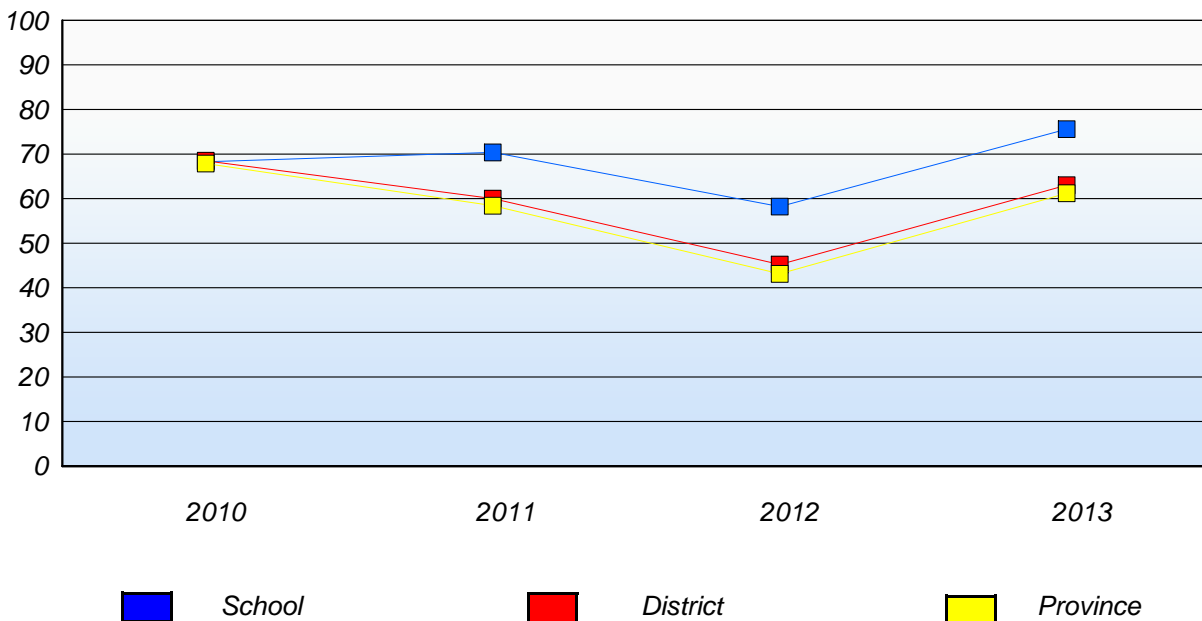
**District 4 - Eastern**

School #: 345 Mary Queen of Peace Elementary

**Demand Writing**  
Percentage of students at level 3 or above (2010 - 2013)



**Reading**  
Percentage of students at level 3 or above (2010 - 2013)



\* In some cases, CRT numbers may exceed AGR numbers based on late enrolments. Pie chart is based on the number of students who wrote the CRT.

\* Mushuau Innu Natuashish School and Sheshatshiu Innu School are excluded from district and provincial results.

District 4 - Eastern

School #: 348 Roncalli Elementary

**Demand Writing**

School

District

Province

Creative Writing

Persuasive Writing

Creative Writing

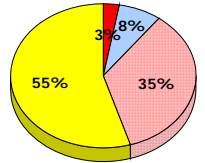
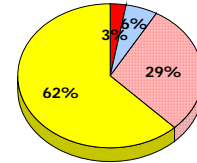
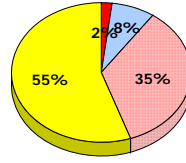
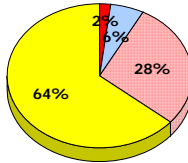
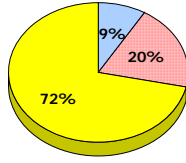
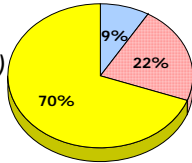
Persuasive Writing

Creative Writing

Persuasive Writing

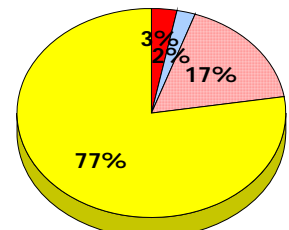
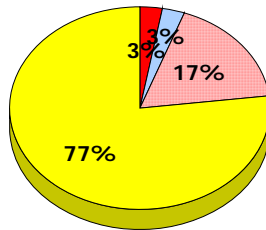
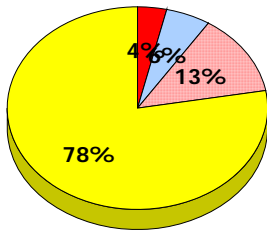
**2013**

Apr 30, 2013 (46)



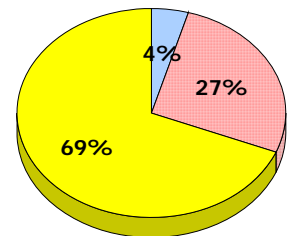
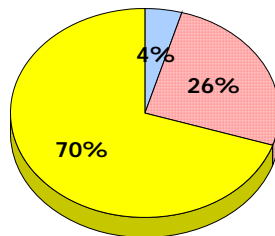
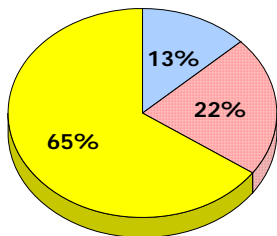
**2012**

Apr 30, 2012 (54)




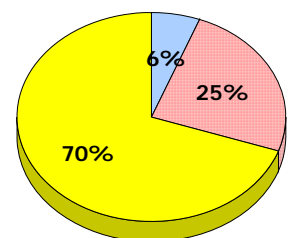
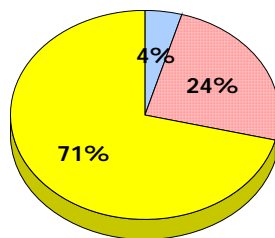
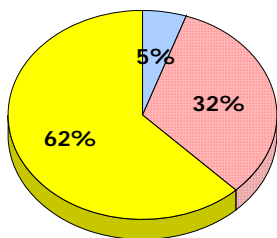
**2011**

AGR (46)



**2010**

AGR (37)



\* In some cases, CRT numbers may exceed AGR numbers based on late enrolments. Pie chart is based on the number of students who wrote the CRT.  
\* Mushuau Innu Natuashish School and Sheshatshiu Innu School are excluded from district and provincial results.

Primary English Language Arts  
4 Year Provincial Assessment, June 2013  
Student Population Report  
(average scores)

District 4 - Eastern

School #: 348 Roncalli Elementary

**Reading**

**School**

**District**

**Province**

Non - Fiction

Fiction

Non - Fiction

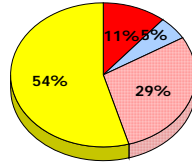
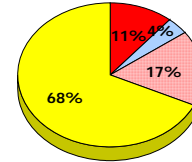
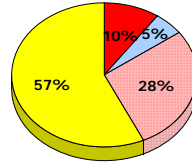
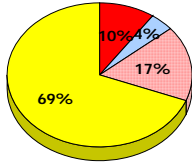
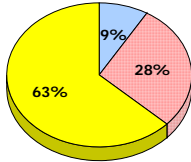
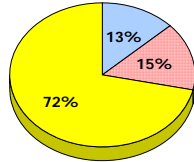
Fiction

Non - Fiction

Fiction

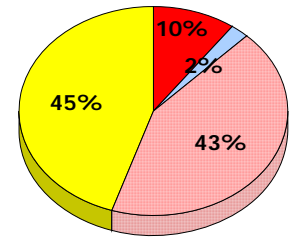
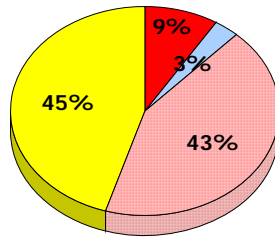
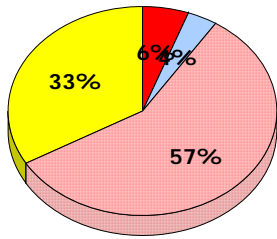
**2013**

Apr 30,  
2013 (46)



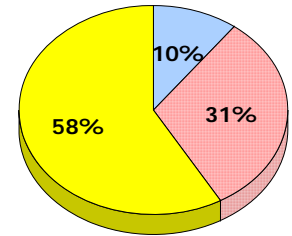
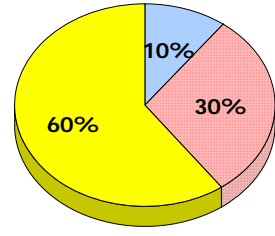
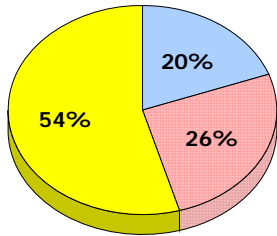
**2012**

Apr 30,  
2012 (54)



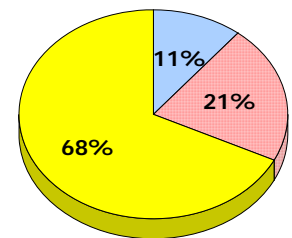
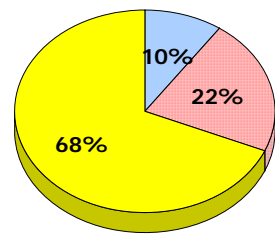
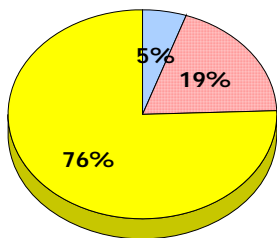
**2011**

AGR (46)



**2010**

AGR (37)



■ Exemption    
 ■ Unknown    
 ■ Not Yet Meeting    
 ■ Meeting or Exceeding

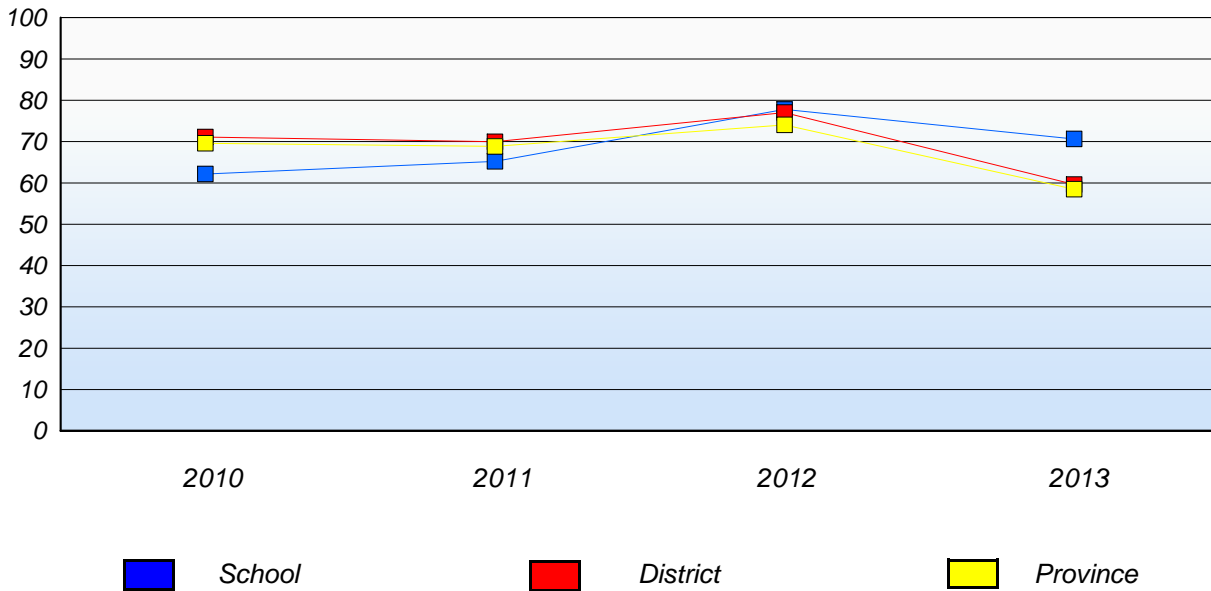
\* In some cases, CRT numbers may exceed AGR numbers based on late enrolments. Pie chart is based on the number of students who wrote the CRT.  
 \* Mushuau Innu Natuashish School and Sheshatshiu Innu School are excluded from district and provincial results.

District 4 - Eastern

School #: 348 Roncalli Elementary

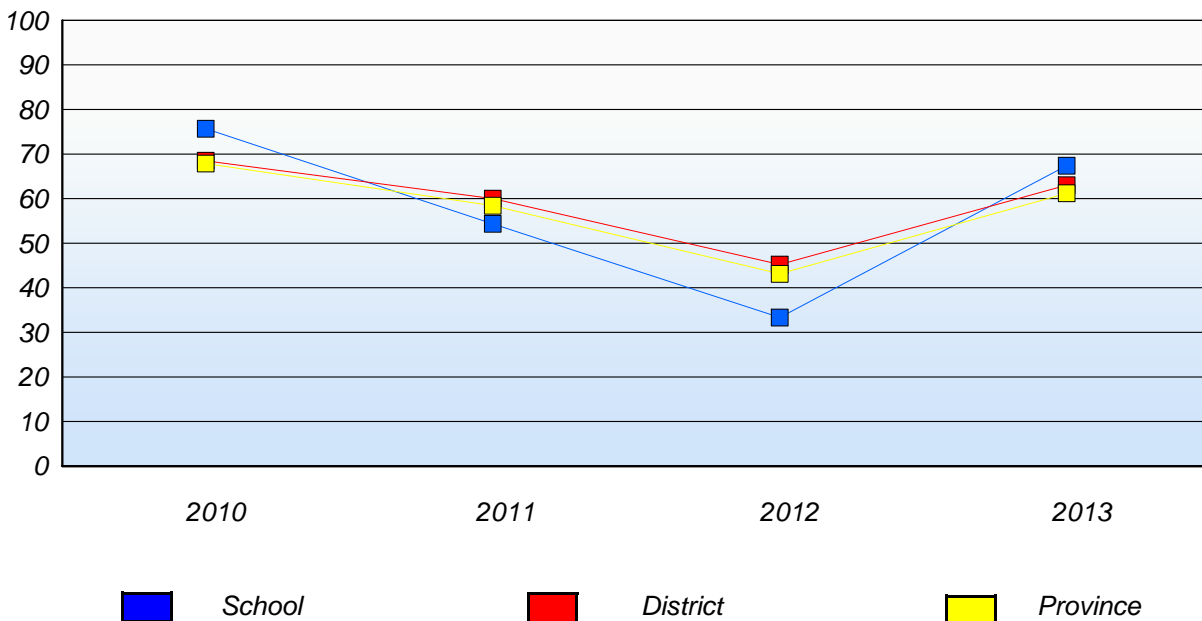
**Demand Writing**

*Percentage of students at level 3 or above (2010 - 2013)*



**Reading**

*Percentage of students at level 3 or above (2010 - 2013)*



\* In some cases, CRT numbers may exceed AGR numbers based on late enrolments. Pie chart is based on the number of students who wrote the CRT.

\* Mushuau Innu Natuashish School and Sheshatshiu Innu School are excluded from district and provincial results.

District 4 - Eastern

School #: 349 St. Andrew's Elementary

**Demand Writing**

School

District

Province

Creative Writing

Persuasive Writing

Creative Writing

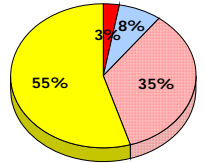
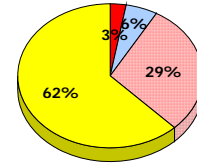
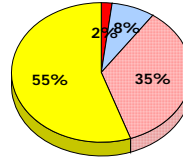
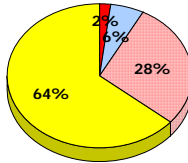
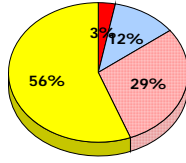
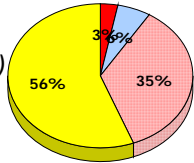
Persuasive Writing

Creative Writing

Persuasive Writing

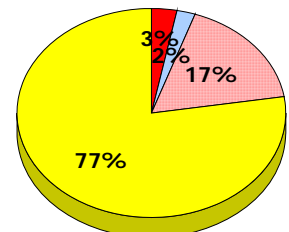
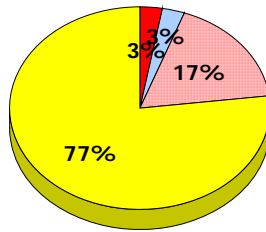
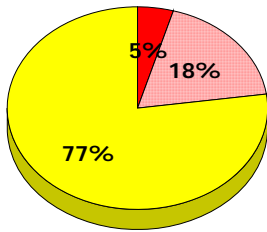
**2013**

Apr 30, 2013 (34)



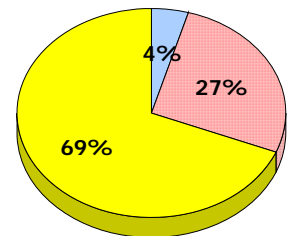
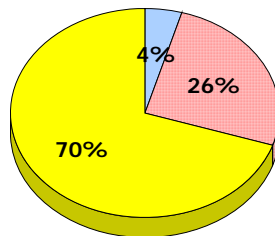
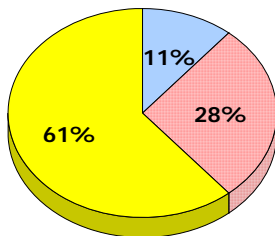
**2012**

Apr 30, 2012 (22)



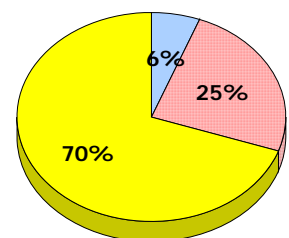
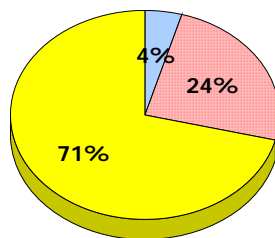
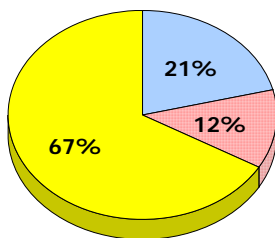
**2011**

AGR (18)



**2010**

AGR (33)



\* In some cases, CRT numbers may exceed AGR numbers based on late enrolments. Pie chart is based on the number of students who wrote the CRT.  
\* Mushuau Innu Natuashish School and Sheshatshiu Innu School are excluded from district and provincial results.

Primary English Language Arts  
4 Year Provincial Assessment, June 2013  
Student Population Report  
(average scores)

District 4 - Eastern

School #: 349 St. Andrew's Elementary

**Reading**

**School**

**District**

**Province**

Non - Fiction

Fiction

Non - Fiction

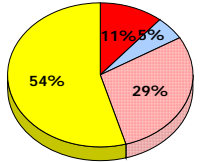
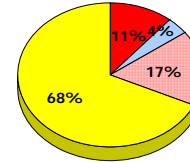
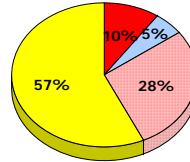
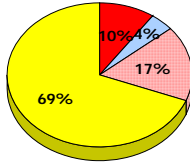
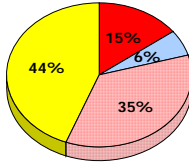
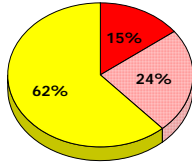
Fiction

Non - Fiction

Fiction

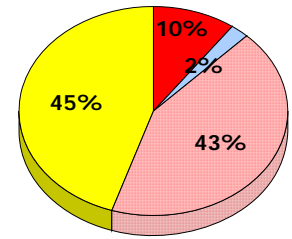
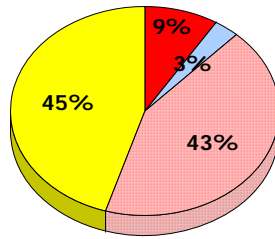
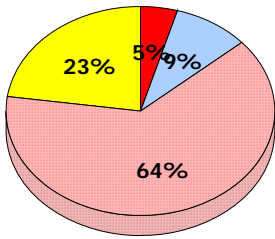
**2013**

Apr 30,  
2013 (34)



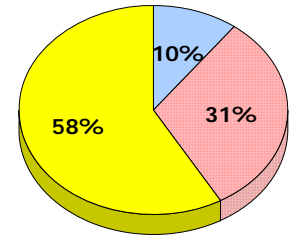
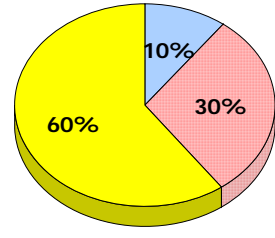
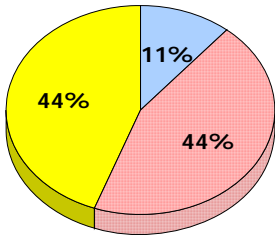
**2012**

Apr 30,  
2012 (22)



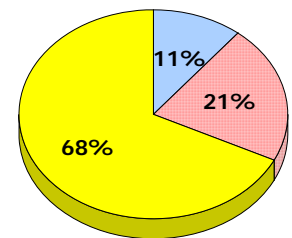
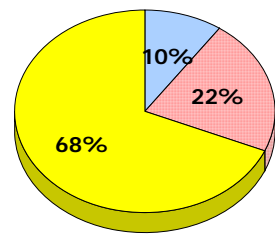
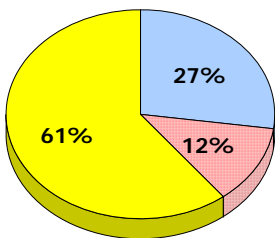
**2011**

AGR (18)



**2010**

AGR (33)



■ Exemption    
 ■ Unknown    
 ■ Not Yet Meeting    
 ■ Meeting or Exceeding

\* In some cases, CRT numbers may exceed AGR numbers based on late enrolments. Pie chart is based on the number of students who wrote the CRT.  
 \* Mushuau Innu Natuashish School and Sheshatshiu Innu School are excluded from district and provincial results.

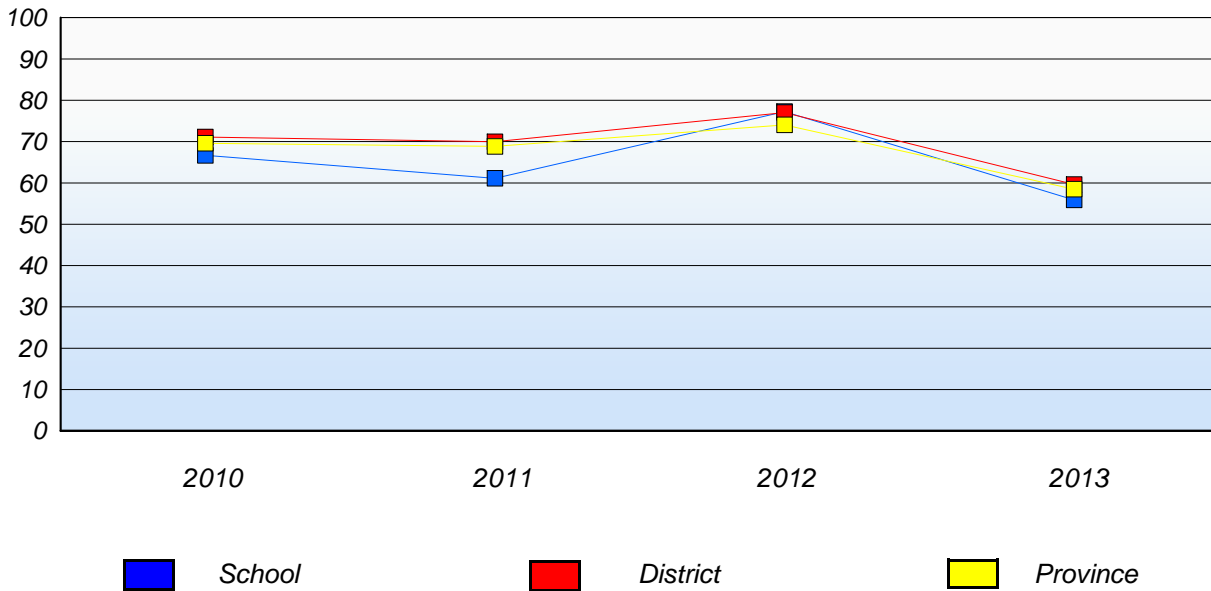


District 4 - Eastern

School #: 349 St. Andrew's Elementary

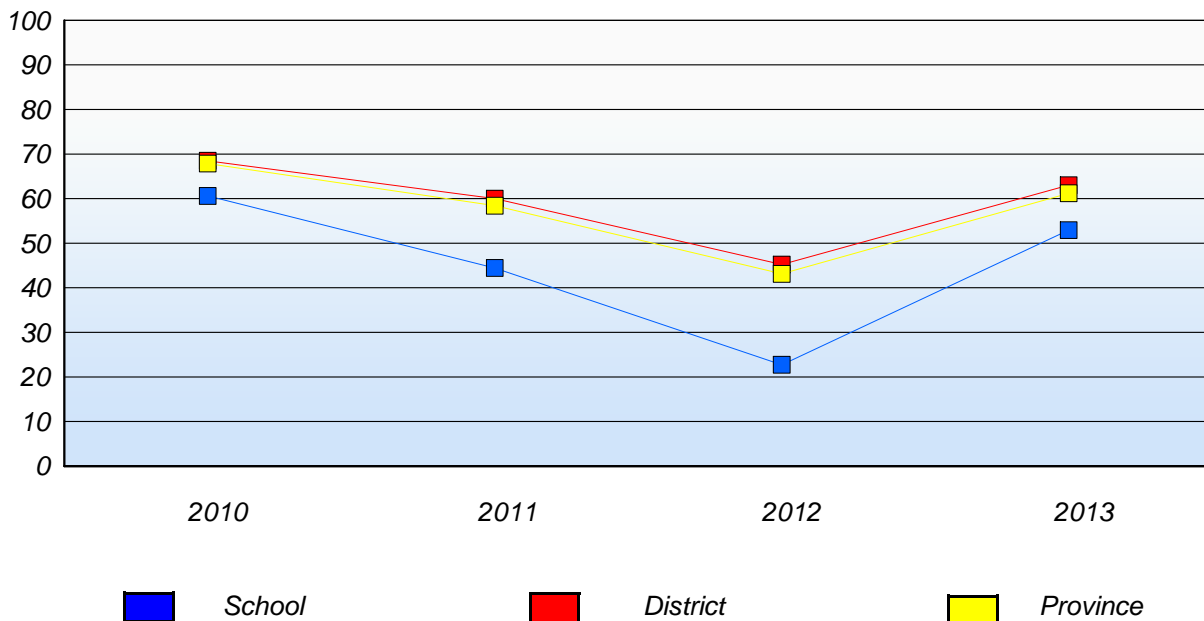
**Demand Writing**

Percentage of students at level 3 or above (2010 - 2013)



**Reading**

Percentage of students at level 3 or above (2010 - 2013)



\* In some cases, CRT numbers may exceed AGR numbers based on late enrolments. Pie chart is based on the number of students who wrote the CRT.

\* Mushuau Innu Natuashish School and Sheshatshiu Innu School are excluded from district and provincial results.

District 4 - Eastern

School #: 350 St. John Bosco School

**Demand Writing**

School

District

Province

Creative Writing

Persuasive Writing

Creative Writing

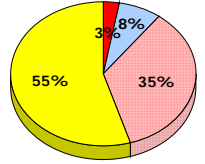
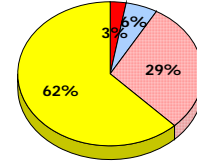
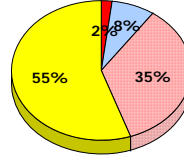
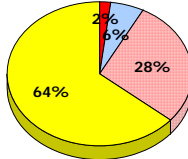
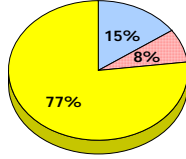
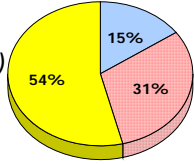
Persuasive Writing

Creative Writing

Persuasive Writing

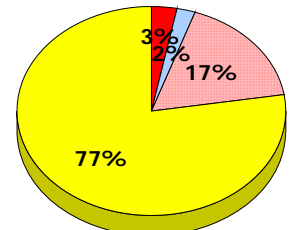
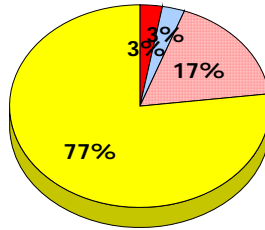
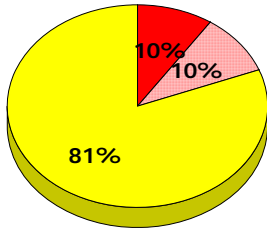
**2013**

Apr 30, 2013 (13)



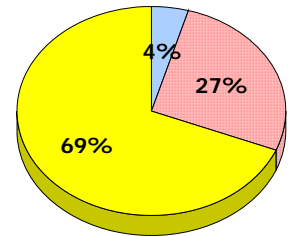
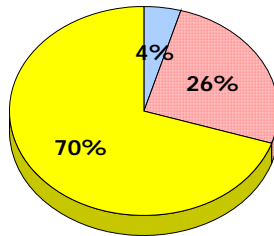
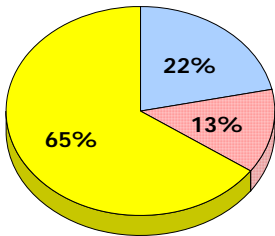
**2012**

Apr 30, 2012 (21)



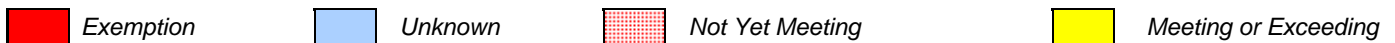
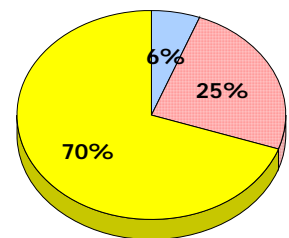
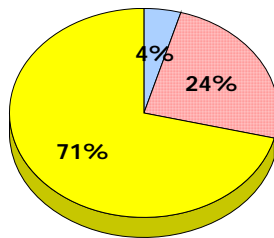
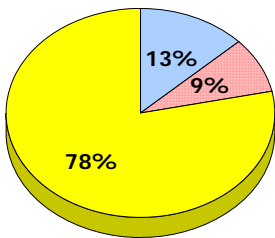
**2011**

AGR (23)



**2010**

AGR (23)



\* In some cases, CRT numbers may exceed AGR numbers based on late enrolments. Pie chart is based on the number of students who wrote the CRT.  
 \* Mushuau Innu Natuashish School and Sheshatshiu Innu School are excluded from district and provincial results.

Primary English Language Arts  
4 Year Provincial Assessment, June 2013  
Student Population Report  
(average scores)

District 4 - Eastern

School #: 350 St. John Bosco School

**Reading**

**School**

**District**

**Province**

Non - Fiction

Fiction

Non - Fiction

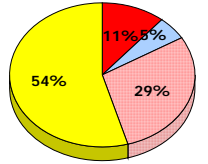
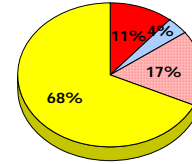
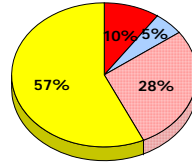
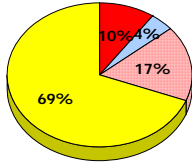
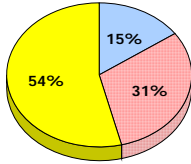
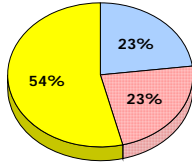
Fiction

Non - Fiction

Fiction

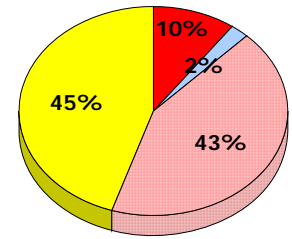
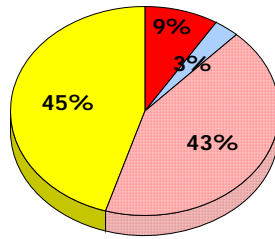
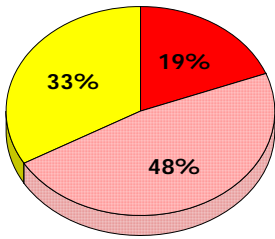
**2013**

Apr 30,  
2013 (13)



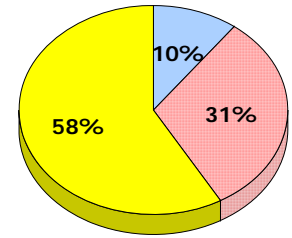
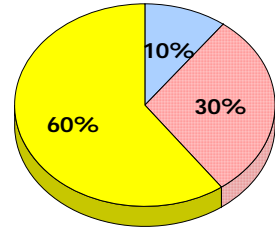
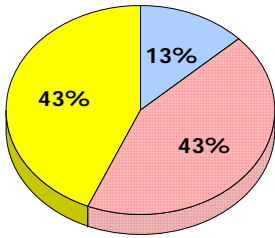
**2012**

Apr 30,  
2012 (21)



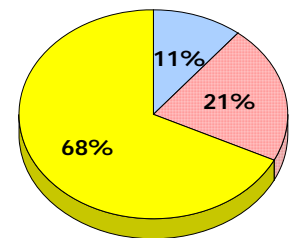
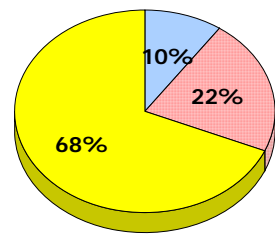
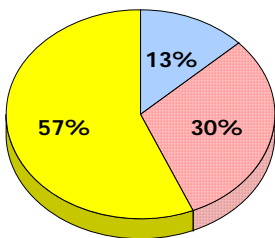
**2011**

AGR (23)



**2010**

AGR (23)



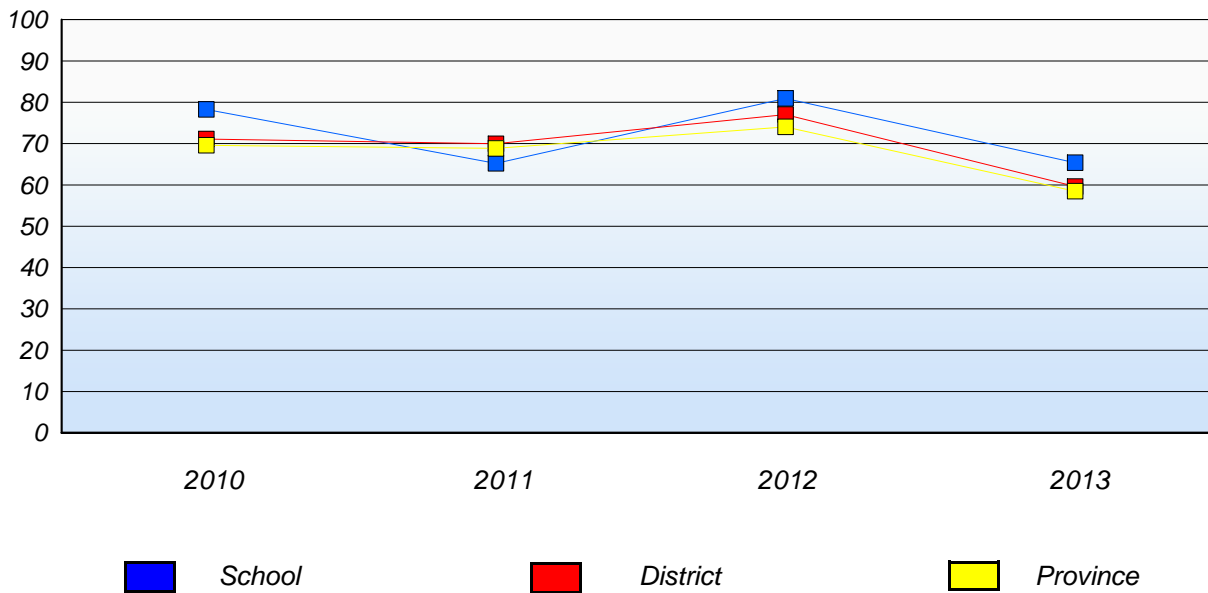
■ Exemption    
 ■ Unknown    
 ■ Not Yet Meeting    
 ■ Meeting or Exceeding

\* In some cases, CRT numbers may exceed AGR numbers based on late enrolments. Pie chart is based on the number of students who wrote the CRT.  
 \* Mushuau Innu Natuashish School and Sheshatshiu Innu School are excluded from district and provincial results.

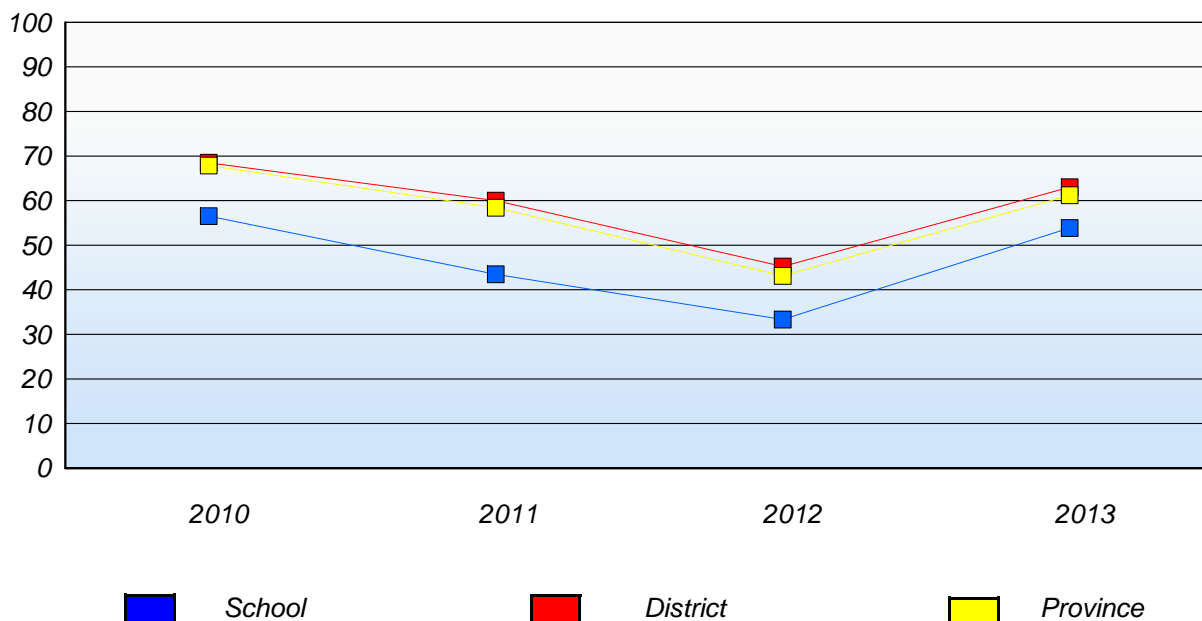
**District 4 - Eastern**

School #: 350 St. John Bosco School

**Demand Writing**  
Percentage of students at level 3 or above (2010 - 2013)



**Reading**  
Percentage of students at level 3 or above (2010 - 2013)



\* In some cases, CRT numbers may exceed AGR numbers based on late enrolments. Pie chart is based on the number of students who wrote the CRT.

\* Mushuau Innu Natuashish School and Sheshatshiu Innu School are excluded from district and provincial results.

District 4 - Eastern

School #: 355 St. Mary's Elementary

**Demand Writing**

**School**

**District**

**Province**

Creative Writing

Persuasive Writing

Creative Writing

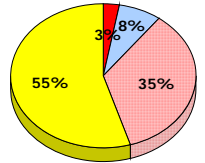
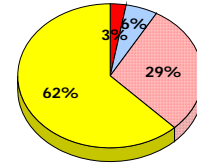
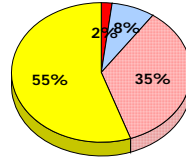
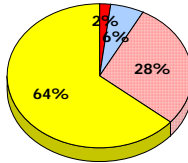
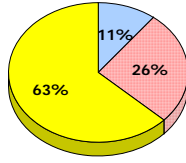
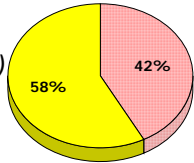
Persuasive Writing

Creative Writing

Persuasive Writing

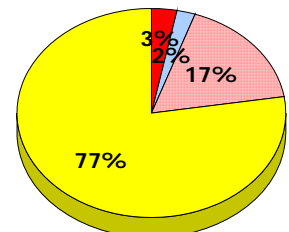
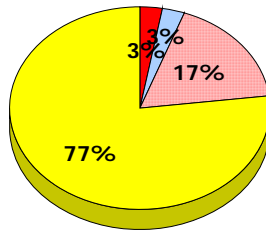
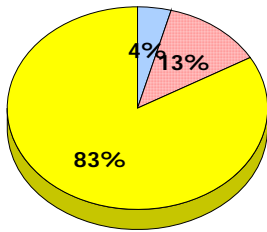
**2013**

Apr 30, 2013 (19)



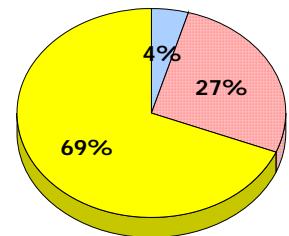
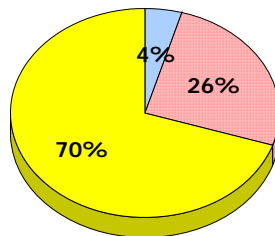
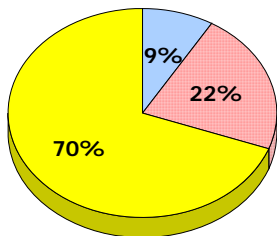
**2012**

Apr 30, 2012 (24)



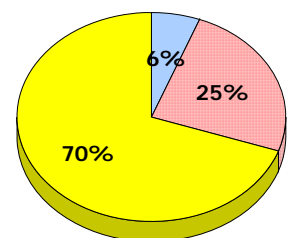
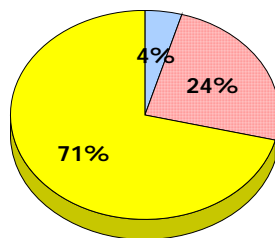
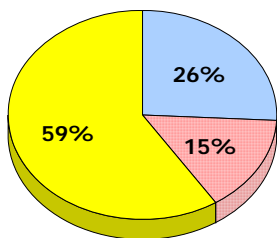
**2011**

AGR (23)



**2010**

AGR (27)



■ Exemption     
 ■ Unknown     
 ■ Not Yet Meeting     
 ■ Meeting or Exceeding

\* In some cases, CRT numbers may exceed AGR numbers based on late enrolments. Pie chart is based on the number of students who wrote the CRT.  
 \* Mushuau Innu Natuashish School and Sheshatshiu Innu School are excluded from district and provincial results.

**Primary English Language Arts  
4 Year Provincial Assessment, June 2013  
Student Population Report  
(average scores)**

District 4 - Eastern

School #: 355 St. Mary's Elementary

**Reading**

**School**

**District**

**Province**

Non - Fiction

Fiction

Non - Fiction

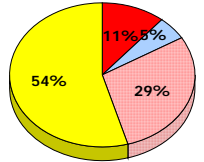
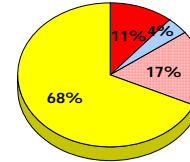
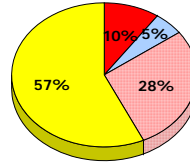
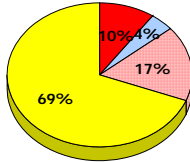
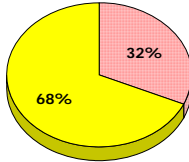
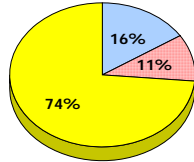
Fiction

Non - Fiction

Fiction

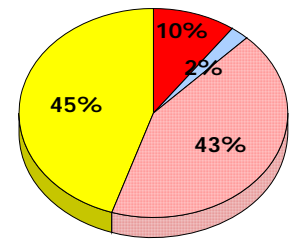
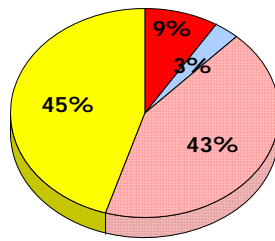
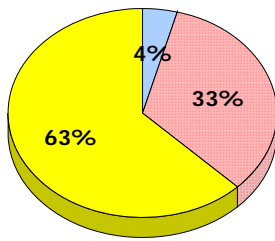
**2013**

Apr 30,  
2013 (19)



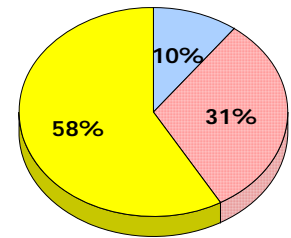
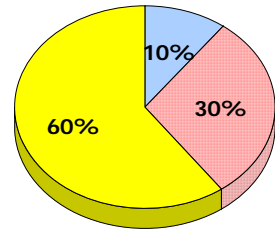
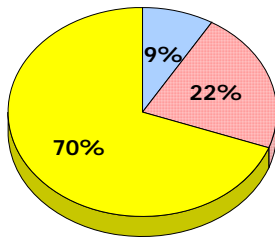
**2012**

Apr 30,  
2012 (24)



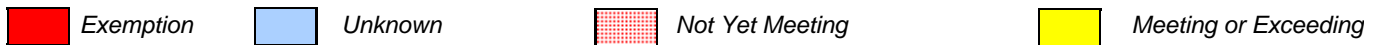
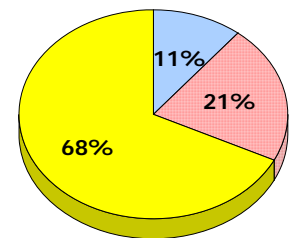
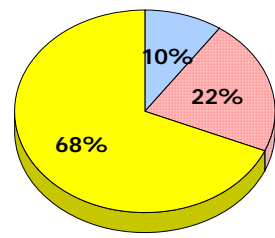
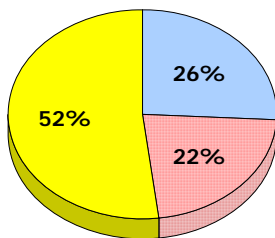
**2011**

AGR (23)



**2010**

AGR (27)

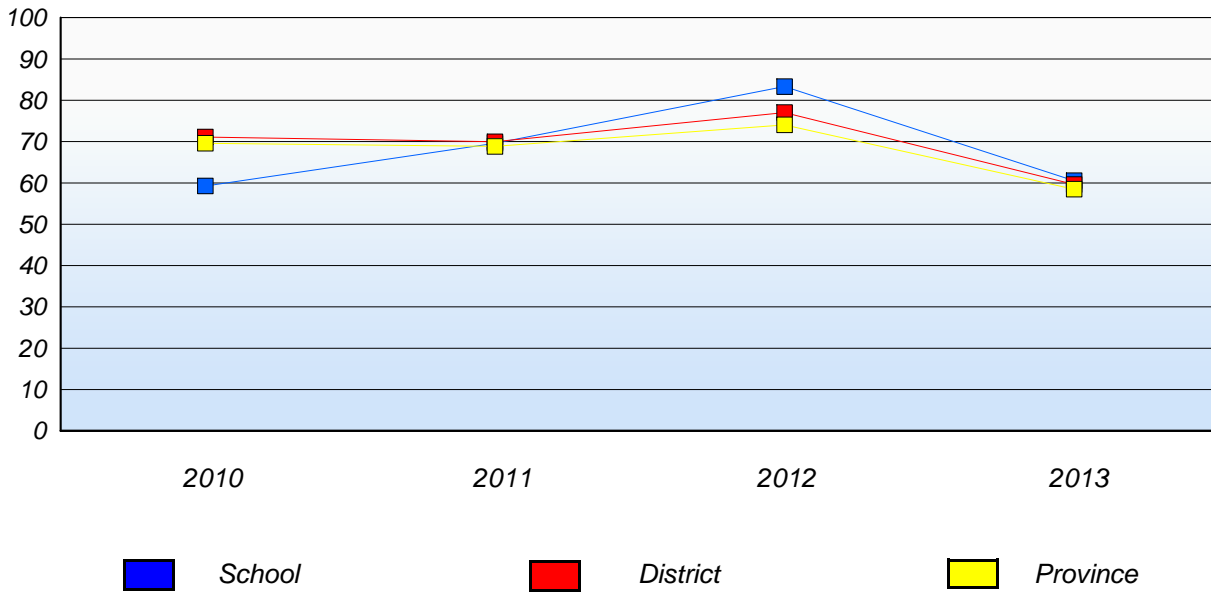


\* In some cases, CRT numbers may exceed AGR numbers based on late enrolments. Pie chart is based on the number of students who wrote the CRT.  
\* Mushuau Innu Natuashish School and Sheshatshiu Innu School are excluded from district and provincial results.

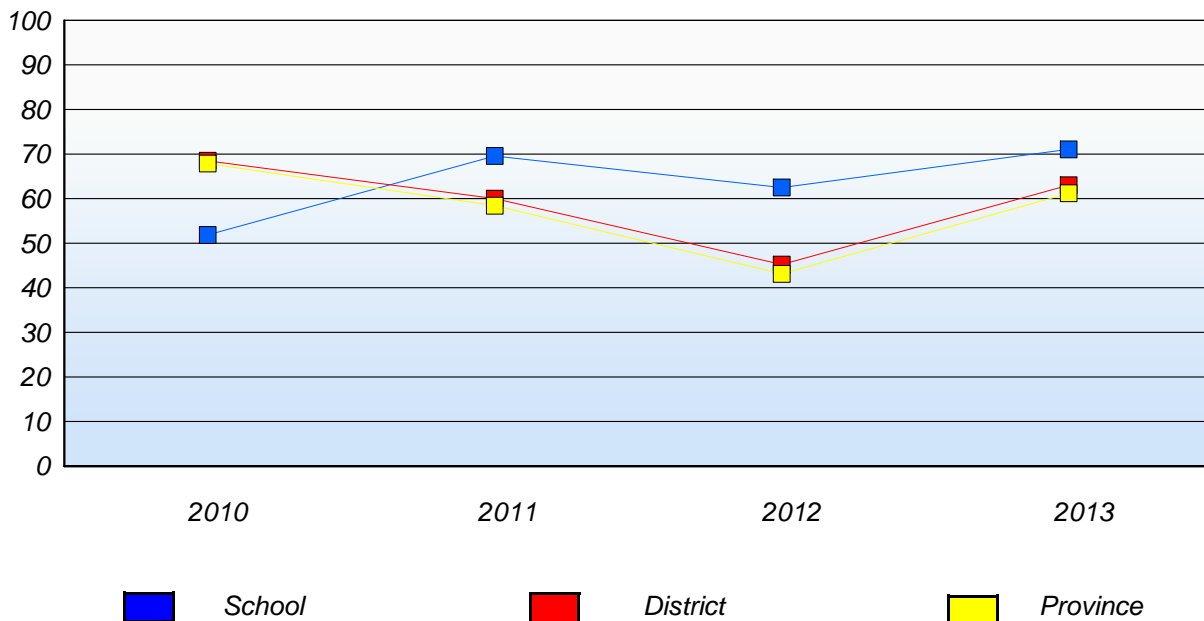
District 4 - Eastern

School #: 355 St. Mary's Elementary

**Demand Writing**  
Percentage of students at level 3 or above (2010 - 2013)



**Reading**  
Percentage of students at level 3 or above (2010 - 2013)



\* In some cases, CRT numbers may exceed AGR numbers based on late enrolments. Pie chart is based on the number of students who wrote the CRT.

\* Mushuau Innu Natuashish School and Sheshatshiu Innu School are excluded from district and provincial results.

District 4 - Eastern

School #: 356 St. Matthews Elementary

**Demand Writing**

School

District

Province

Creative Writing

Persuasive Writing

Creative Writing

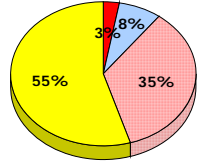
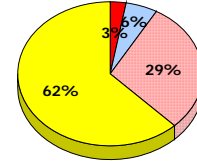
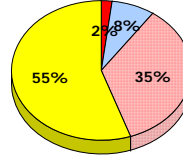
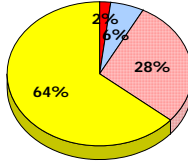
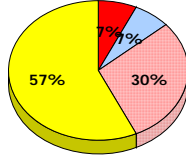
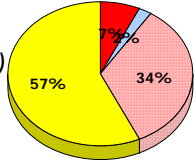
Persuasive Writing

Creative Writing

Persuasive Writing

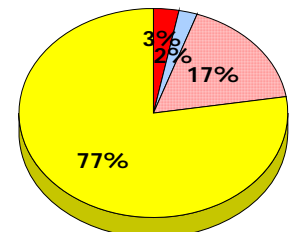
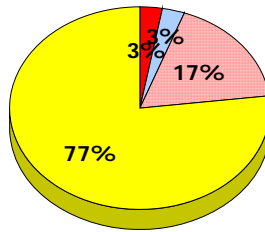
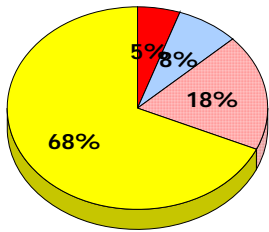
**2013**

Apr 30, 2013 (44)



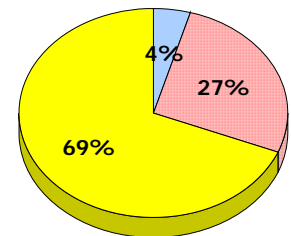
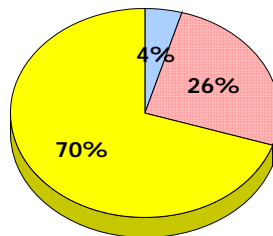
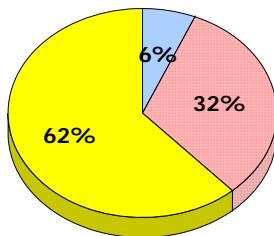
**2012**

Apr 30, 2012 (38)




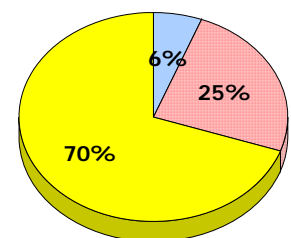
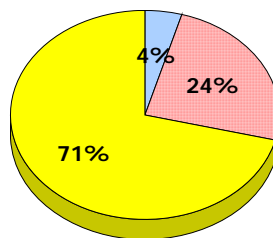
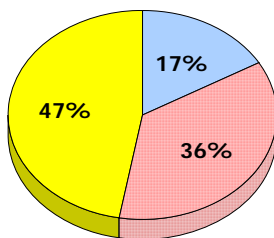
**2011**

AGR (47)



**2010**

AGR (36)



\* In some cases, CRT numbers may exceed AGR numbers based on late enrolments. Pie chart is based on the number of students who wrote the CRT.  
 \* Mushuau Innu Natuashish School and Sheshatshiu Innu School are excluded from district and provincial results.



Primary English Language Arts  
4 Year Provincial Assessment, June 2013  
Student Population Report  
(average scores)

District 4 - Eastern

School #: 356 St. Matthews Elementary

**Reading**

**School**

**District**

**Province**

Non - Fiction

Fiction

Non - Fiction

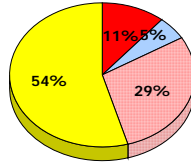
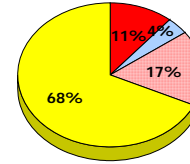
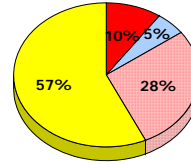
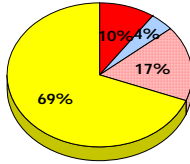
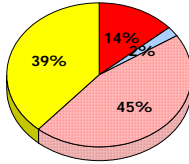
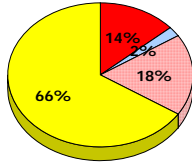
Fiction

Non - Fiction

Fiction

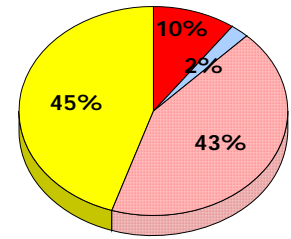
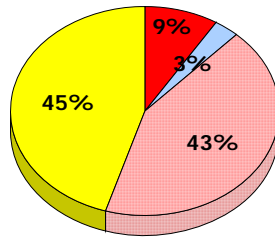
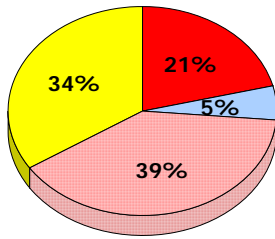
**2013**

Apr 30,  
2013 (44)



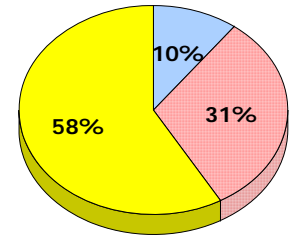
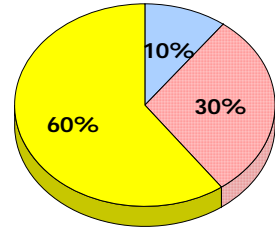
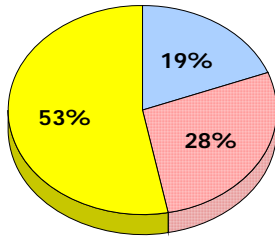
**2012**

Apr 30,  
2012 (38)



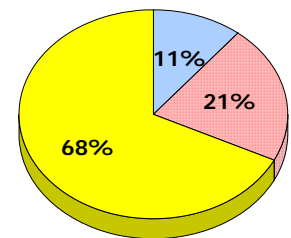
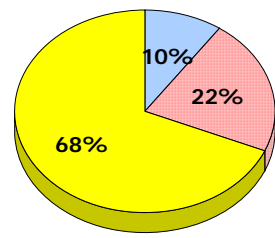
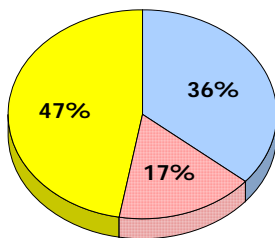
**2011**

AGR (47)



**2010**

AGR (36)



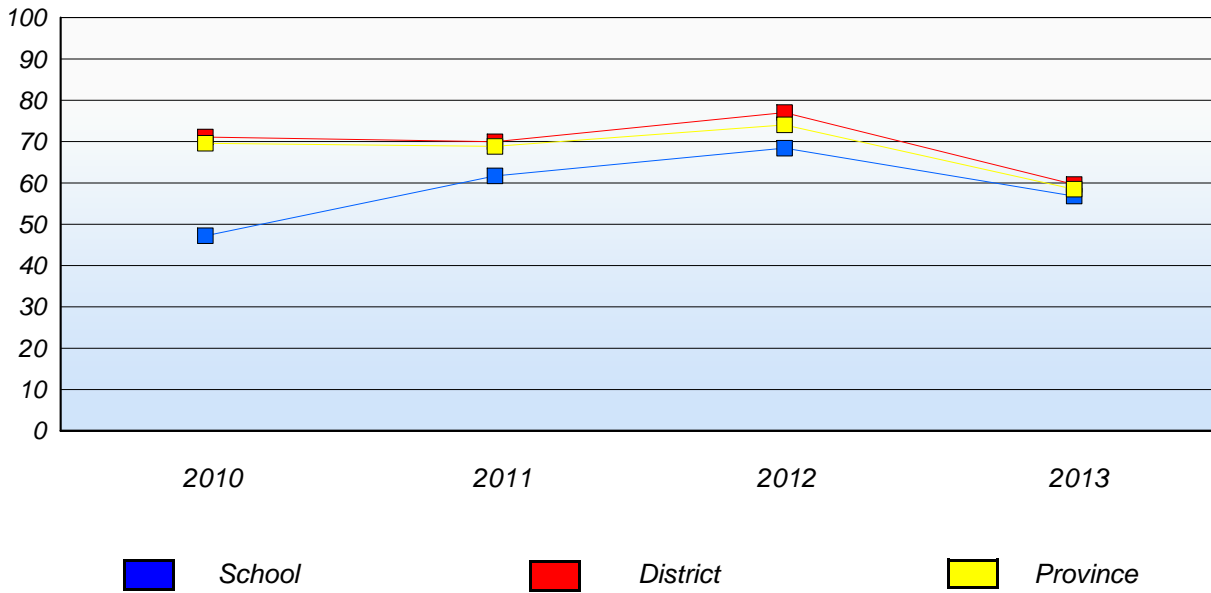
■ Exemption    
 ■ Unknown    
 ■ Not Yet Meeting    
 ■ Meeting or Exceeding

\* In some cases, CRT numbers may exceed AGR numbers based on late enrolments. Pie chart is based on the number of students who wrote the CRT.  
 \* Mushuau Innu Natuashish School and Sheshatshiu Innu School are excluded from district and provincial results.

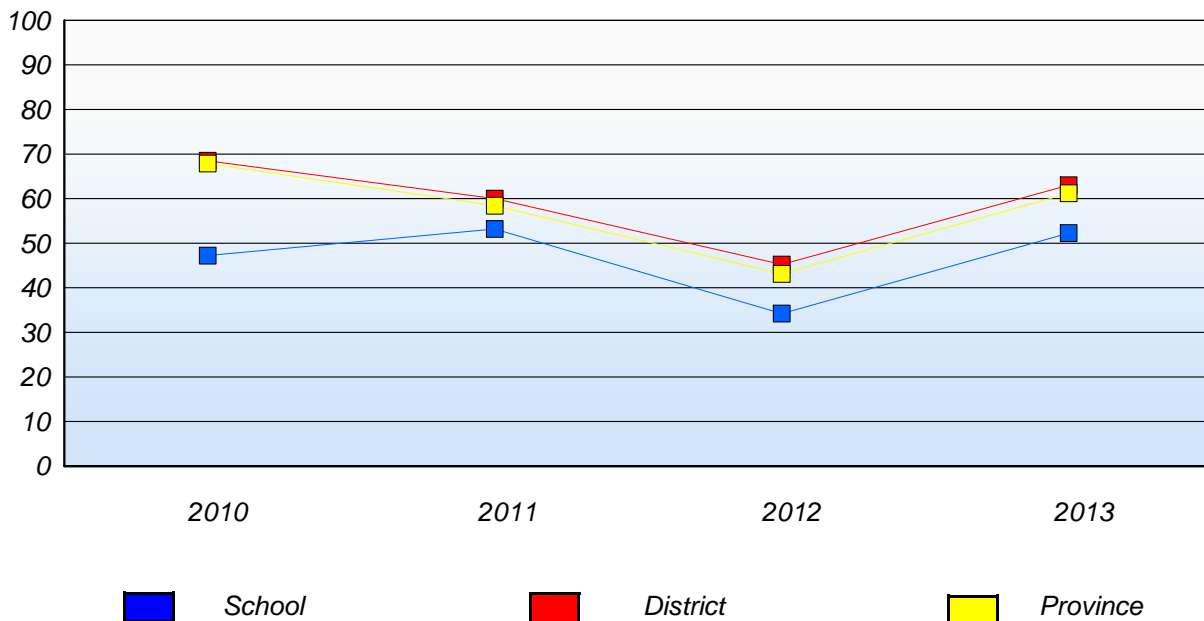
District 4 - Eastern

School #: 356 St. Matthews Elementary

**Demand Writing**  
Percentage of students at level 3 or above (2010 - 2013)



**Reading**  
Percentage of students at level 3 or above (2010 - 2013)



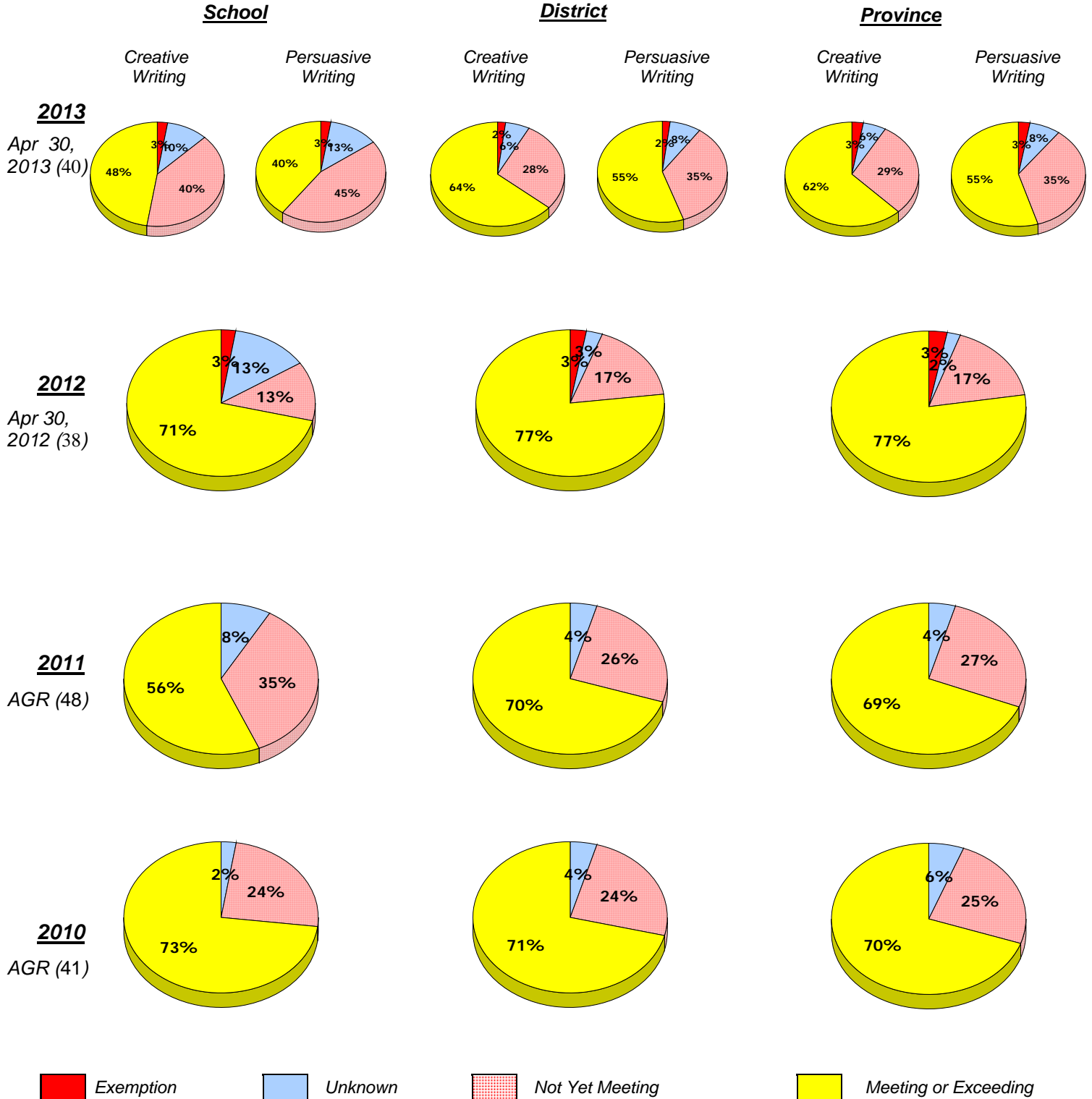
\* In some cases, CRT numbers may exceed AGR numbers based on late enrolments. Pie chart is based on the number of students who wrote the CRT.

\* Mushuau Innu Natuashish School and Sheshatshiu Innu School are excluded from district and provincial results.

**District 4 - Eastern**

School #: 360 Rennie's River Elementary School

***Demand Writing***



\* In some cases, CRT numbers may exceed AGR numbers based on late enrolments. Pie chart is based on the number of students who wrote the CRT.  
\* Mushuau Innu Natuashish School and Sheshatshiu Innu School are excluded from district and provincial results.

Primary English Language Arts  
4 Year Provincial Assessment, June 2013  
Student Population Report  
(average scores)

District 4 - Eastern

School #: 360 Rennie's River Elementary School

**Reading**

**School**

**District**

**Province**

Non - Fiction

Fiction

Non - Fiction

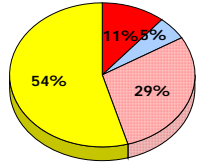
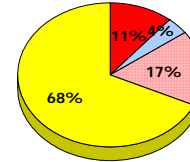
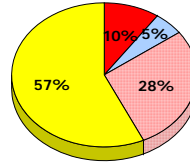
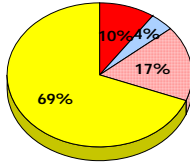
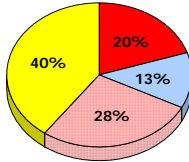
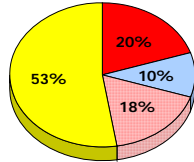
Fiction

Non - Fiction

Fiction

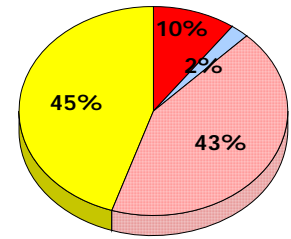
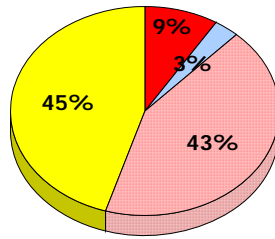
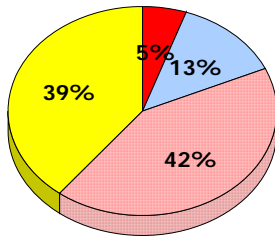
**2013**

Apr 30,  
2013 (40)



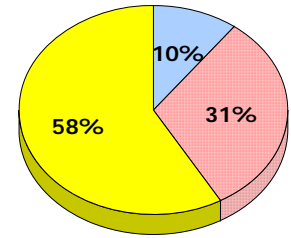
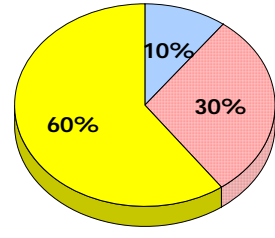
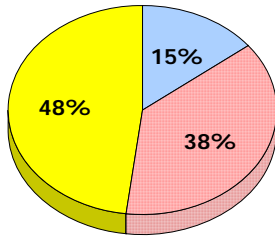
**2012**

Apr 30,  
2012 (38)



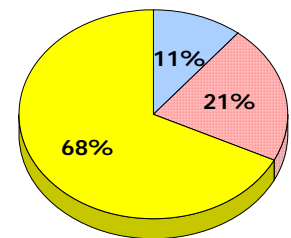
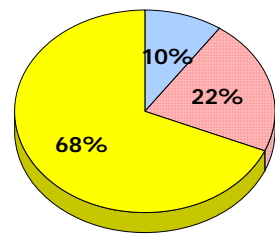
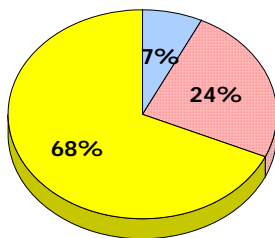
**2011**

AGR (48)



**2010**

AGR (41)



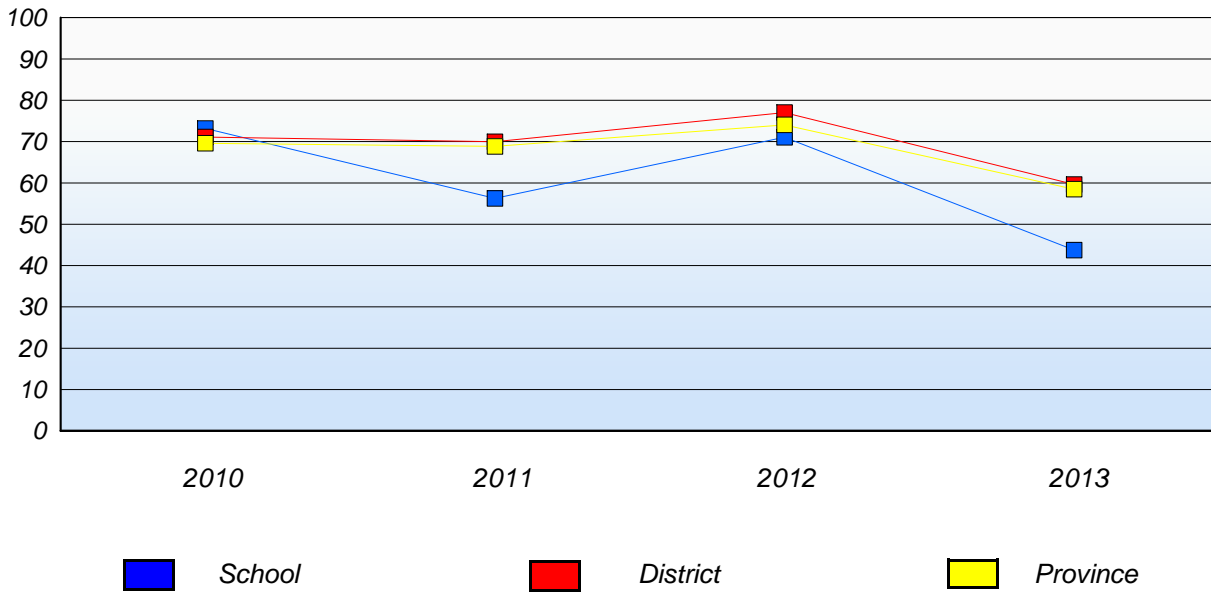
■ Exemption    
 ■ Unknown    
 ■ Not Yet Meeting    
 ■ Meeting or Exceeding

\* In some cases, CRT numbers may exceed AGR numbers based on late enrolments. Pie chart is based on the number of students who wrote the CRT.  
 \* Mushuau Innu Natuashish School and Sheshatshiu Innu School are excluded from district and provincial results.

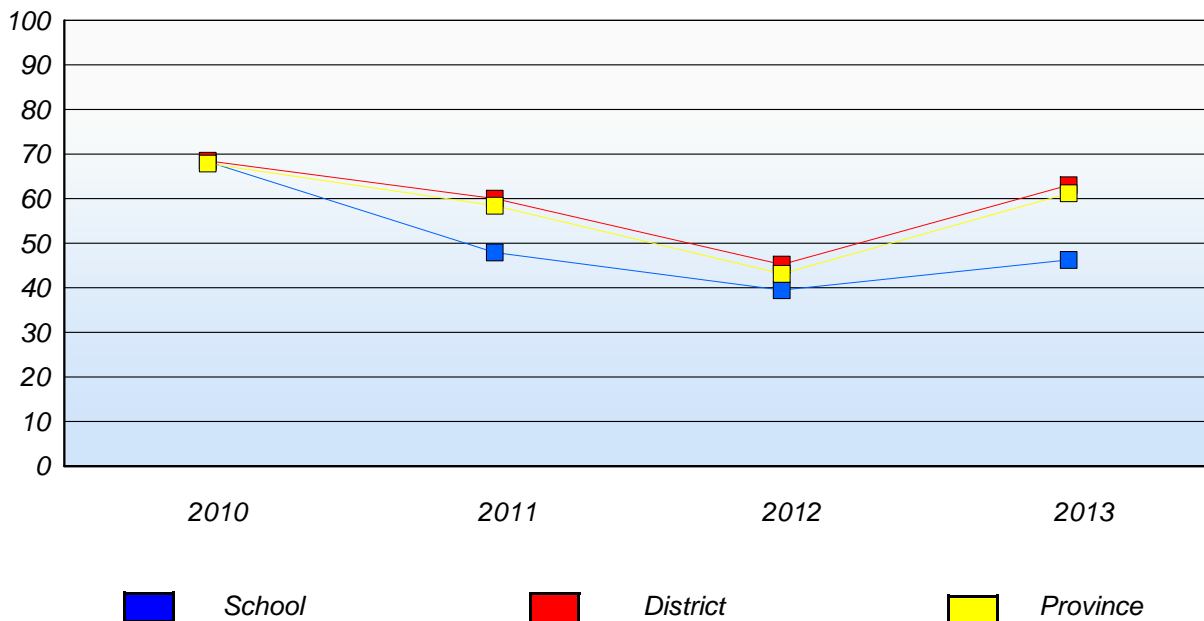
**District 4 - Eastern**

School #: 360 Rennie's River Elementary School

**Demand Writing**  
Percentage of students at level 3 or above (2010 - 2013)



**Reading**  
Percentage of students at level 3 or above (2010 - 2013)



\* In some cases, CRT numbers may exceed AGR numbers based on late enrolments. Pie chart is based on the number of students who wrote the CRT.

\* Mushuau Innu Natuashish School and Sheshatshiu Innu School are excluded from district and provincial results.

District 4 - Eastern

School #: 362 St. Teresa's School/Ecole Ste-Thérèse

**Demand Writing**

School

District

Province

Creative Writing

Persuasive Writing

Creative Writing

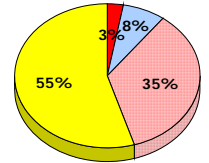
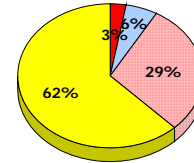
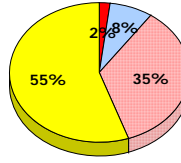
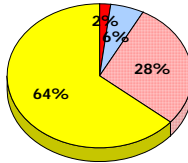
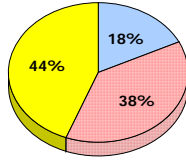
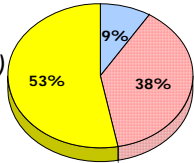
Persuasive Writing

Creative Writing

Persuasive Writing

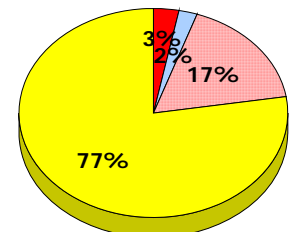
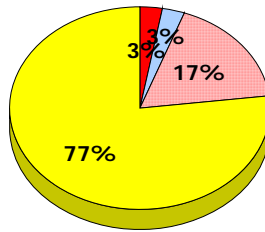
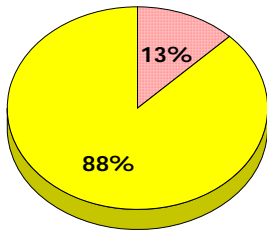
**2013**

Apr 30, 2013 (34)



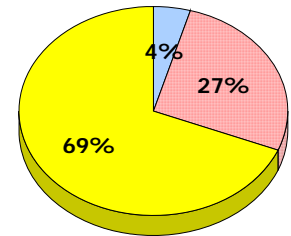
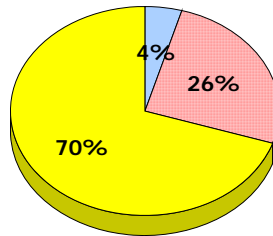
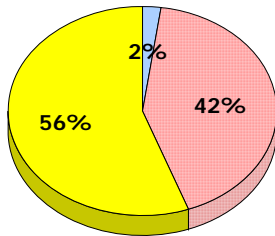
**2012**

Apr 30, 2012 (40)




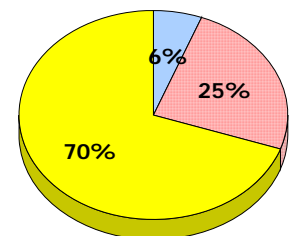
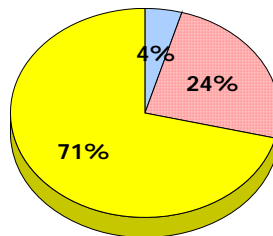
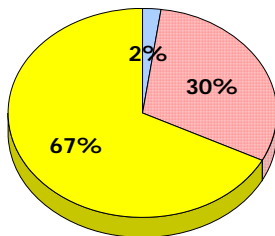
**2011**

AGR (45)



**2010**

AGR (43)



\* In some cases, CRT numbers may exceed AGR numbers based on late enrolments. Pie chart is based on the number of students who wrote the CRT.  
 \* Mushuau Innu Natuashish School and Sheshatshiu Innu School are excluded from district and provincial results.

Primary English Language Arts  
4 Year Provincial Assessment, June 2013  
Student Population Report  
(average scores)

District 4 - Eastern

School #: 362 St. Teresa's School/Ecole Ste-Thérèse

**Reading**

**School**

**District**

**Province**

Non - Fiction

Fiction

Non - Fiction

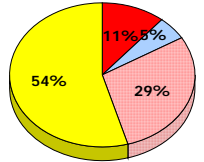
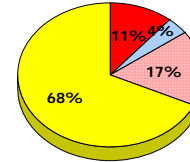
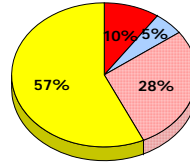
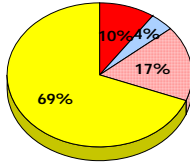
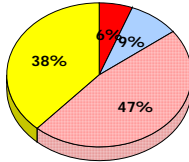
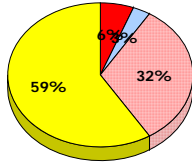
Fiction

Non - Fiction

Fiction

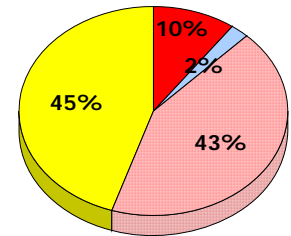
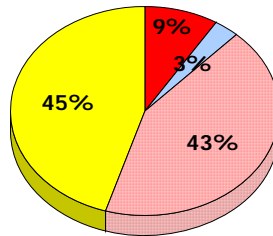
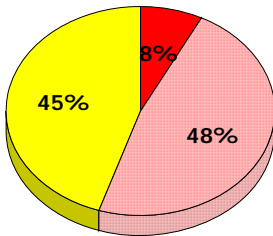
**2013**

Apr 30,  
2013 (34)



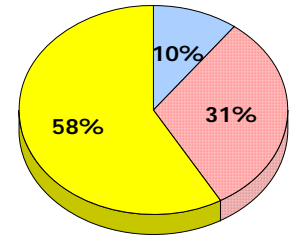
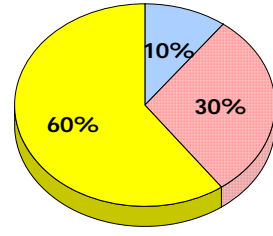
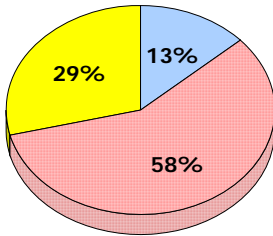
**2012**

Apr 30,  
2012 (40)



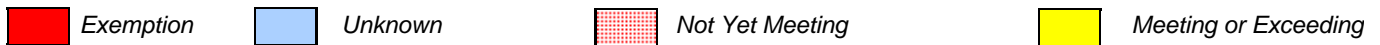
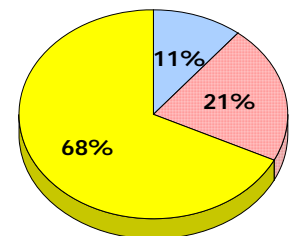
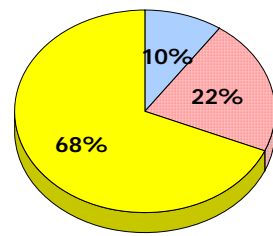
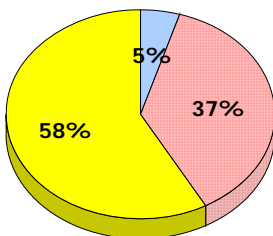
**2011**

AGR (45)



**2010**

AGR (43)

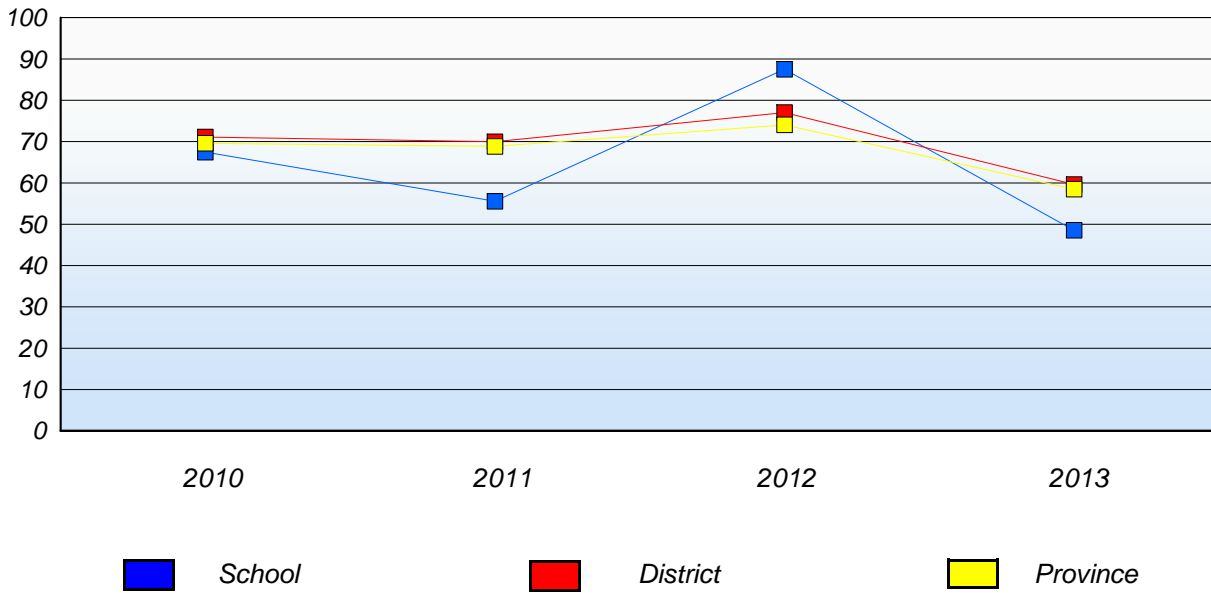


\* In some cases, CRT numbers may exceed AGR numbers based on late enrolments. Pie chart is based on the number of students who wrote the CRT.  
 \* Mushuau Innu Natuashish School and Sheshatshiu Innu School are excluded from district and provincial results.

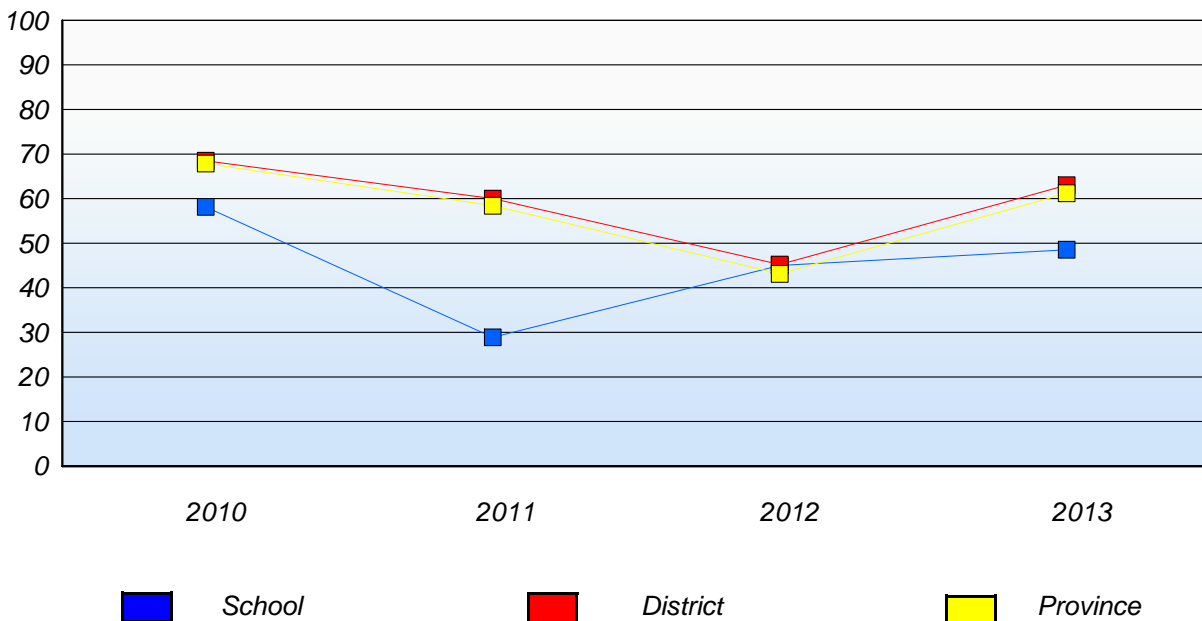
**District 4 - Eastern**

School #: 362 St. Teresa's School/Ecole Ste-Thérèse

**Demand Writing**  
Percentage of students at level 3 or above (2010 - 2013)



**Reading**  
Percentage of students at level 3 or above (2010 - 2013)



\* In some cases, CRT numbers may exceed AGR numbers based on late enrolments. Pie chart is based on the number of students who wrote the CRT.

\* Mushuau Innu Natuashish School and Sheshatshiu Innu School are excluded from district and provincial results.



**District 4 - Eastern**

School #: 363 Vanier Elementary

***Demand Writing***



\* In some cases, CRT numbers may exceed AGR numbers based on late enrolments. Pie chart is based on the number of students who wrote the CRT.  
\* Mushuau Innu Natuashish School and Sheshatshiu Innu School are excluded from district and provincial results.

Primary English Language Arts  
4 Year Provincial Assessment, June 2013  
Student Population Report  
(average scores)

District 4 - Eastern

School #: 363 Vanier Elementary

**Reading**

**School**

**District**

**Province**

Non - Fiction

Fiction

Non - Fiction

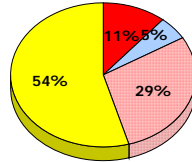
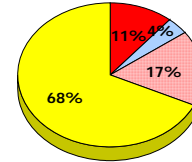
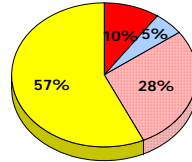
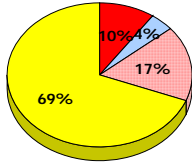
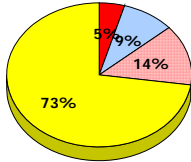
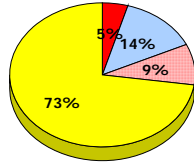
Fiction

Non - Fiction

Fiction

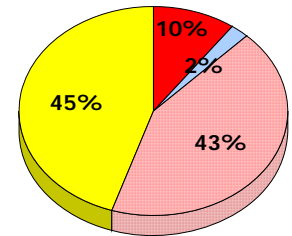
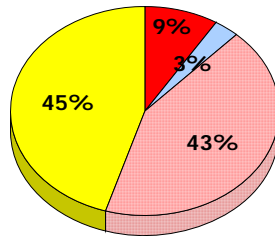
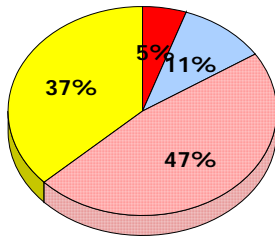
**2013**

Apr 30,  
2013 (22)



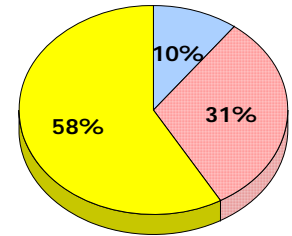
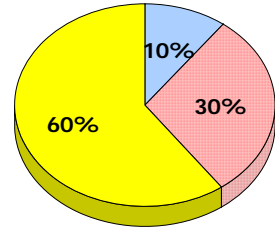
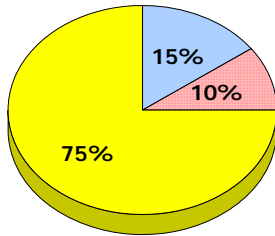
**2012**

Apr 30,  
2012 (19)



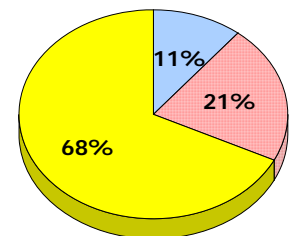
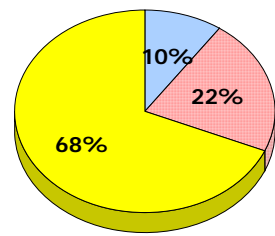
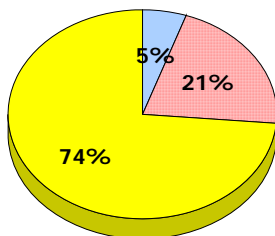
**2011**

AGR (20)



**2010**

AGR (19)



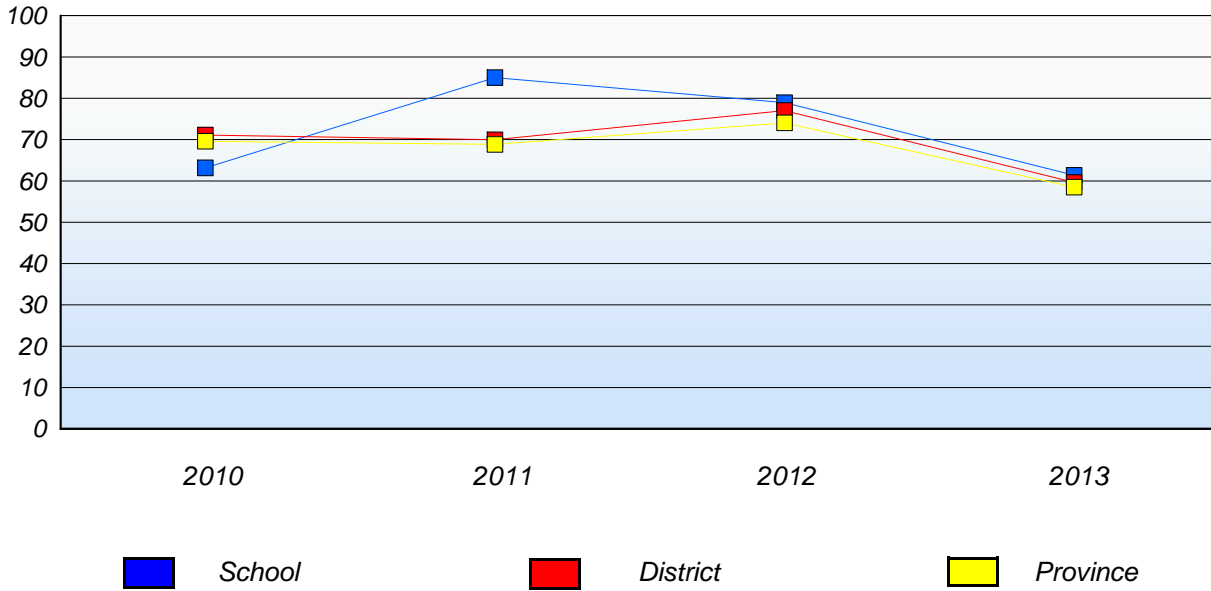
■ Exemption    
 ■ Unknown    
 ■ Not Yet Meeting    
 ■ Meeting or Exceeding

\* In some cases, CRT numbers may exceed AGR numbers based on late enrolments. Pie chart is based on the number of students who wrote the CRT.  
 \* Mushuau Innu Natuashish School and Sheshatshiu Innu School are excluded from district and provincial results.

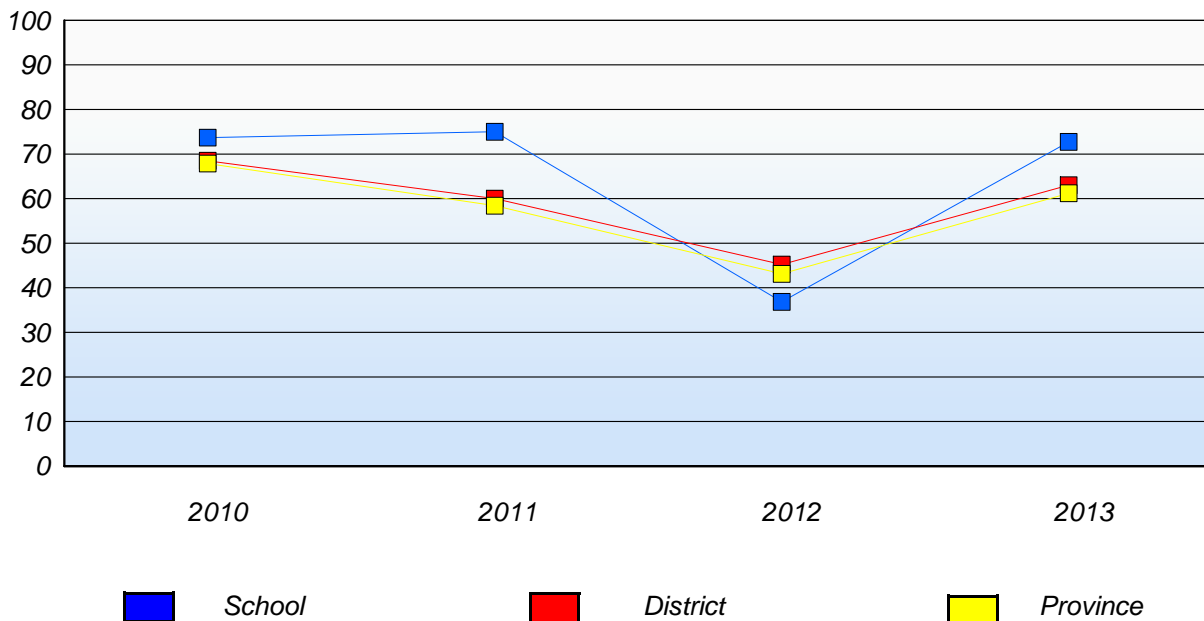
District 4 - Eastern

School #: 363 Vanier Elementary

**Demand Writing**  
Percentage of students at level 3 or above (2010 - 2013)



**Reading**  
Percentage of students at level 3 or above (2010 - 2013)



\* In some cases, CRT numbers may exceed AGR numbers based on late enrolments. Pie chart is based on the number of students who wrote the CRT.

\* Mushuau Innu Natuashish School and Sheshatshiu Innu School are excluded from district and provincial results.

**District 4 - Eastern**

School #: 364 Virginia Park Elementary

***Demand Writing***

***School***

***District***

***Province***

*Creative Writing*

*Persuasive Writing*

*Creative Writing*

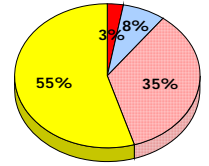
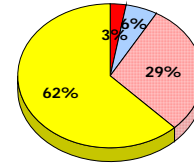
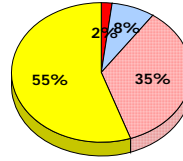
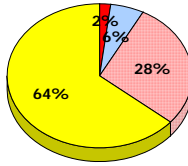
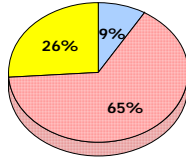
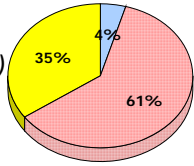
*Persuasive Writing*

*Creative Writing*

*Persuasive Writing*

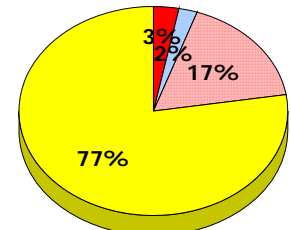
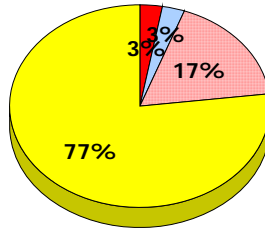
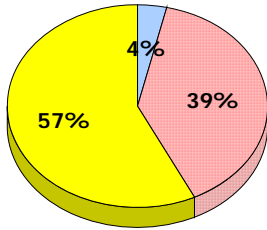
**2013**

Apr 30, 2013 (23)



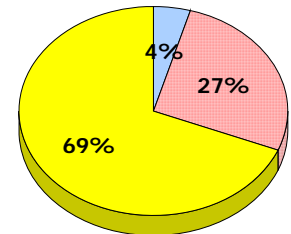
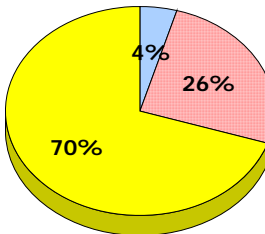
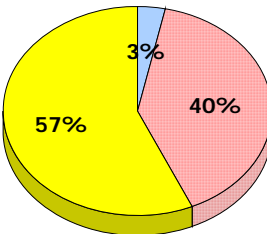
**2012**

Apr 30, 2012 (28)



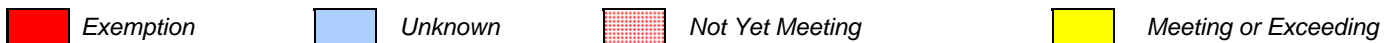
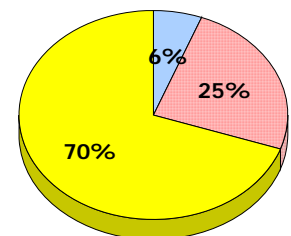
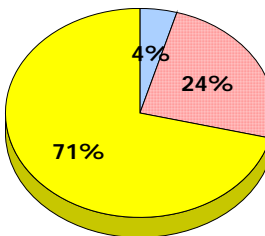
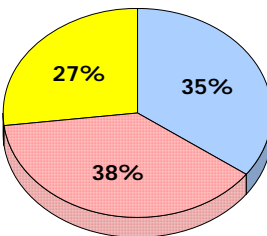
**2011**

AGR (30)



**2010**

AGR (37)



\* In some cases, CRT numbers may exceed AGR numbers based on late enrolments. Pie chart is based on the number of students who wrote the CRT.  
\* Mushuau Innu Natuashish School and Sheshatshiu Innu School are excluded from district and provincial results.

Primary English Language Arts  
4 Year Provincial Assessment, June 2013  
Student Population Report  
(average scores)

District 4 - Eastern

School #: 364 Virginia Park Elementary

**Reading**

**School**

**District**

**Province**

Non - Fiction

Fiction

Non - Fiction

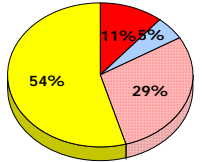
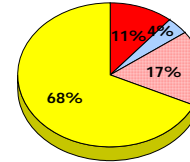
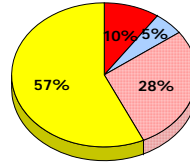
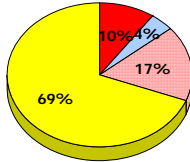
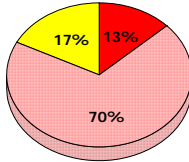
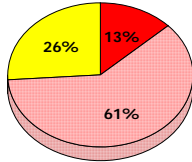
Fiction

Non - Fiction

Fiction

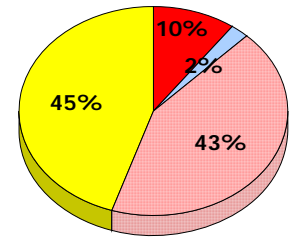
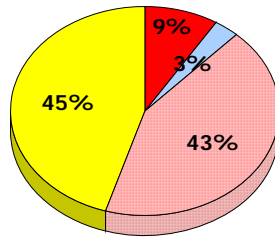
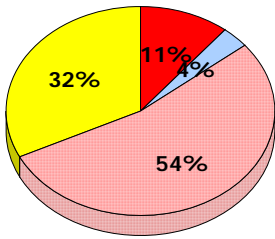
**2013**

Apr 30,  
2013 (23)



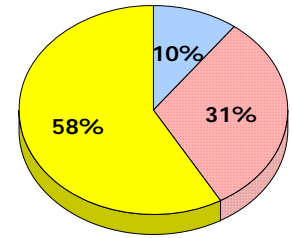
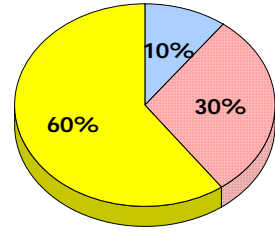
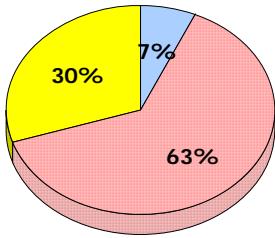
**2012**

Apr 30,  
2012 (28)



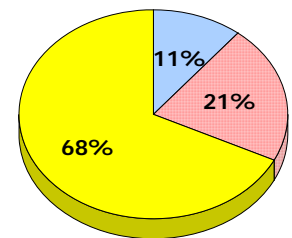
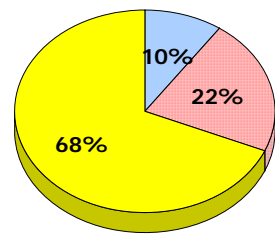
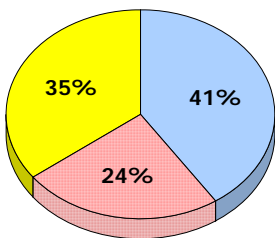
**2011**

AGR (30)



**2010**

AGR (37)



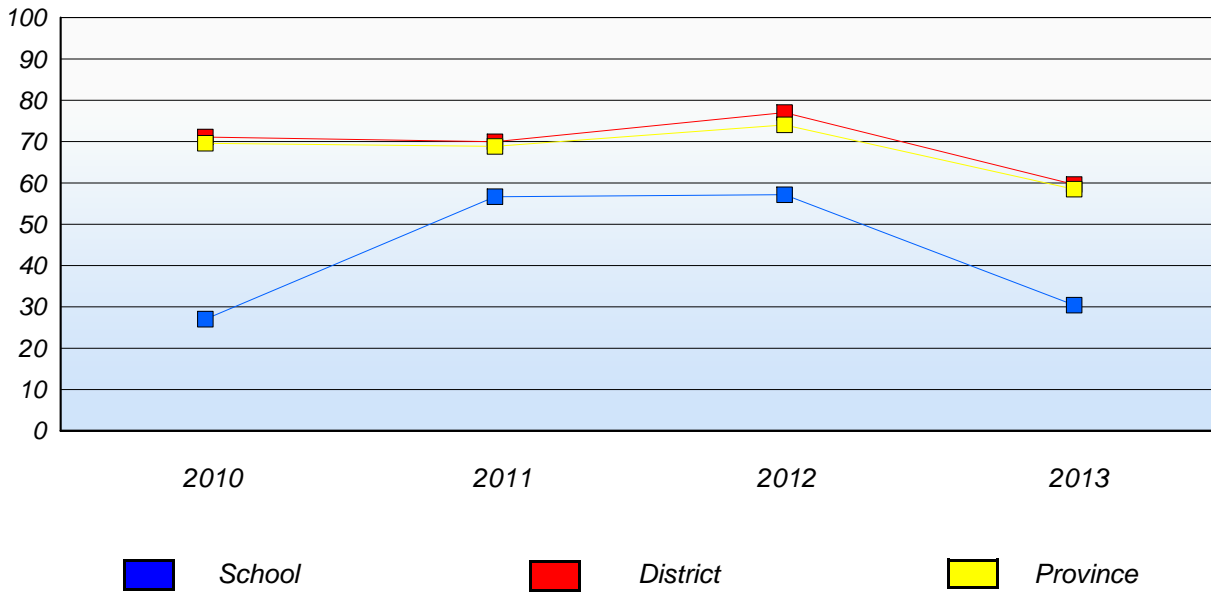
■ Exemption    
 ■ Unknown    
 ■ Not Yet Meeting    
 ■ Meeting or Exceeding

\* In some cases, CRT numbers may exceed AGR numbers based on late enrolments. Pie chart is based on the number of students who wrote the CRT.  
 \* Mushuau Innu Natuashish School and Sheshatshiu Innu School are excluded from district and provincial results.

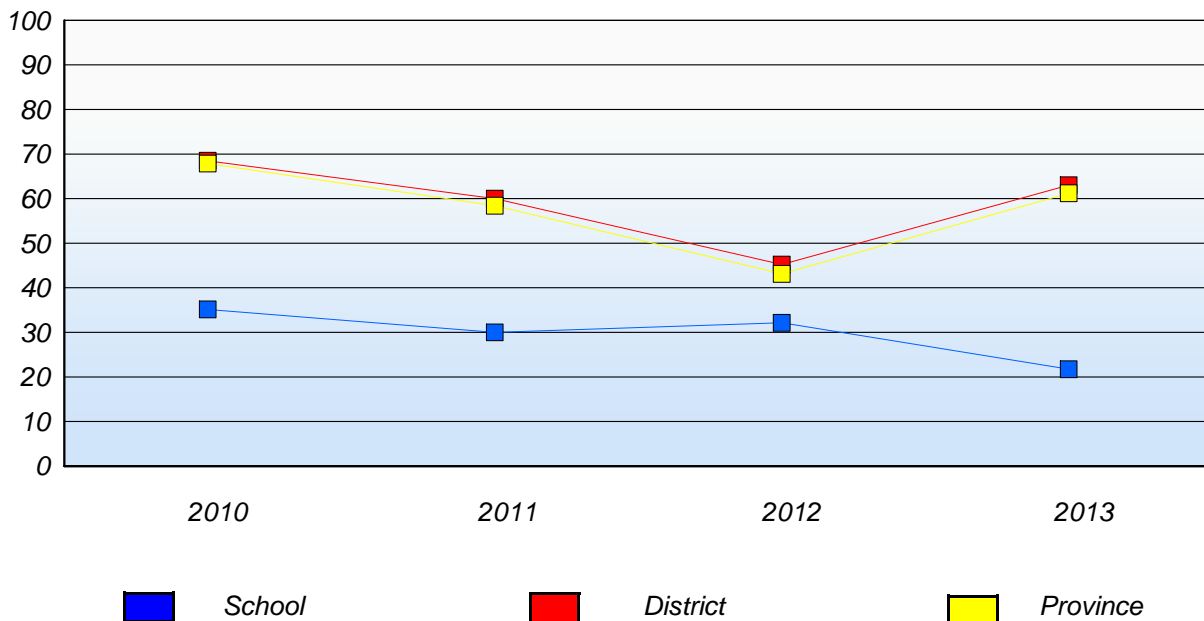
District 4 - Eastern

School #: 364 Virginia Park Elementary

**Demand Writing**  
Percentage of students at level 3 or above (2010 - 2013)



**Reading**  
Percentage of students at level 3 or above (2010 - 2013)



\* In some cases, CRT numbers may exceed AGR numbers based on late enrolments. Pie chart is based on the number of students who wrote the CRT.

\* Mushuau Innu Natuashish School and Sheshatshiu Innu School are excluded from district and provincial results.

District 4 - Eastern

School #: 366 Topsail Elementary

**Demand Writing**

School

District

Province

Creative Writing

Persuasive Writing

Creative Writing

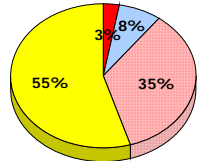
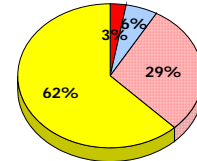
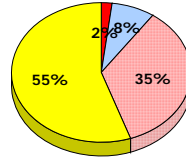
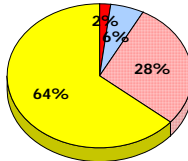
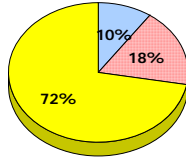
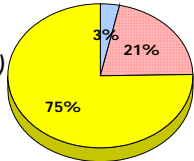
Persuasive Writing

Creative Writing

Persuasive Writing

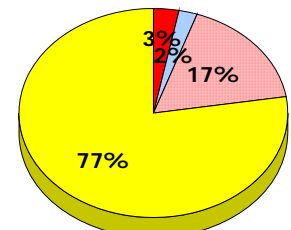
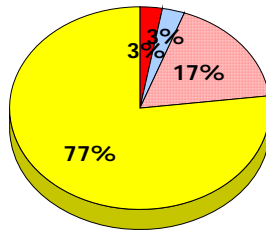
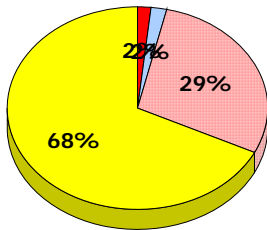
**2013**

Apr 30, 2013 (61)



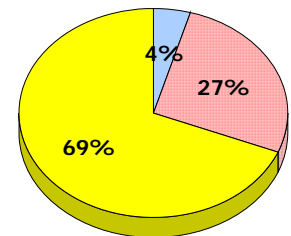
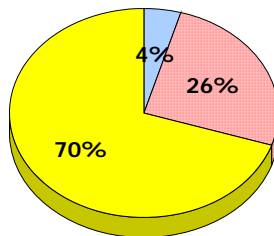
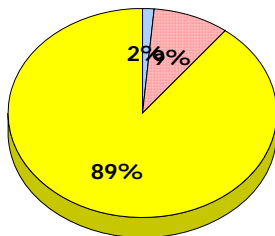
**2012**

Apr 30, 2012 (56)



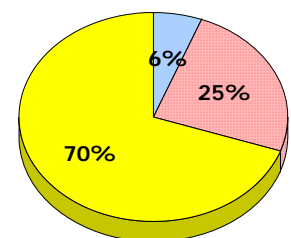
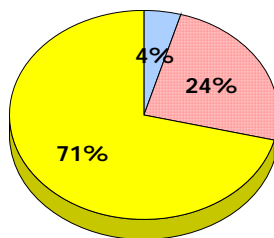
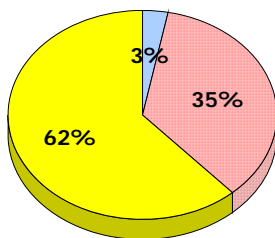
**2011**

AGR (66)



**2010**

AGR (68)



\* In some cases, CRT numbers may exceed AGR numbers based on late enrolments. Pie chart is based on the number of students who wrote the CRT.  
 \* Mushuau Innu Natuashish School and Sheshatshiu Innu School are excluded from district and provincial results.

Primary English Language Arts  
4 Year Provincial Assessment, June 2013  
Student Population Report  
(average scores)

District 4 - Eastern

School #: 366 Topsail Elementary

**Reading**

**School**

**District**

**Province**

Non - Fiction

Fiction

Non - Fiction

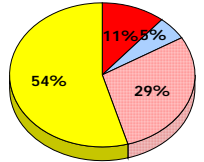
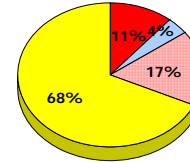
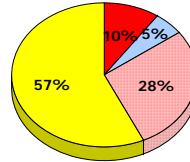
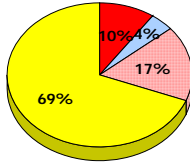
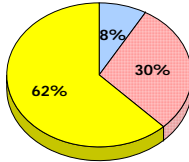
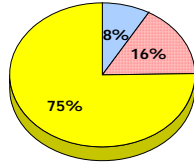
Fiction

Non - Fiction

Fiction

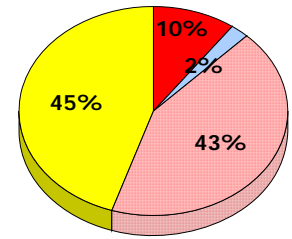
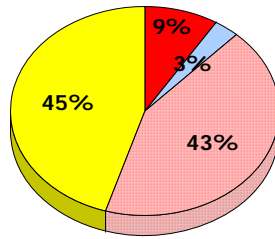
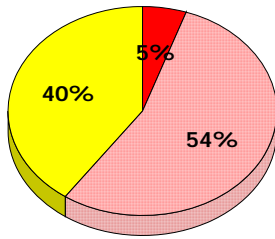
**2013**

Apr 30,  
2013 (61)



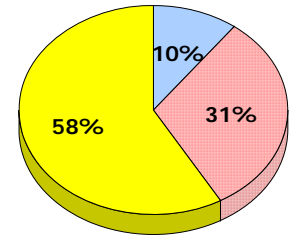
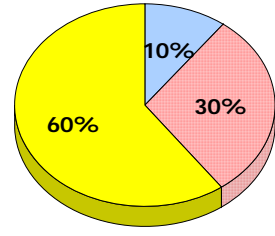
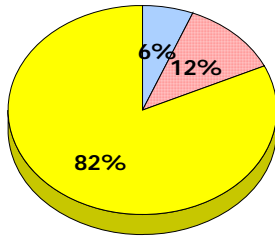
**2012**

Apr 30,  
2012 (56)



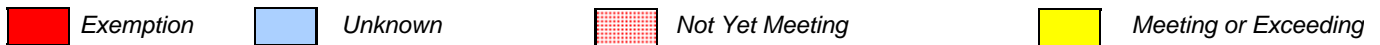
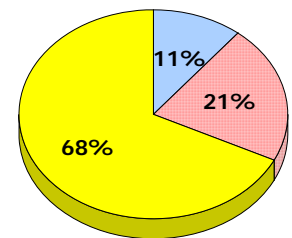
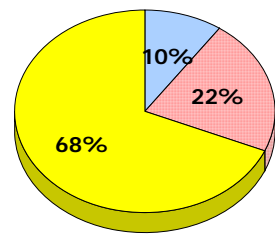
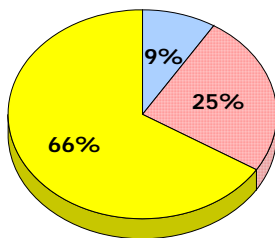
**2011**

AGR (66)



**2010**

AGR (68)



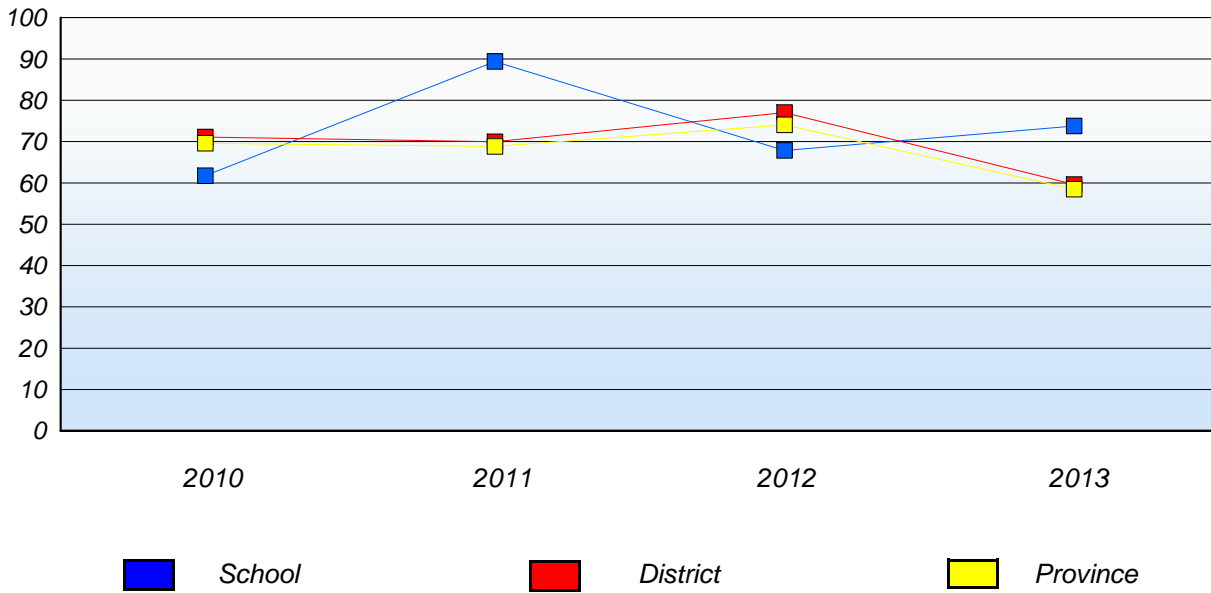
\* In some cases, CRT numbers may exceed AGR numbers based on late enrolments. Pie chart is based on the number of students who wrote the CRT.  
 \* Mushuau Innu Natuashish School and Sheshatshiu Innu School are excluded from district and provincial results.



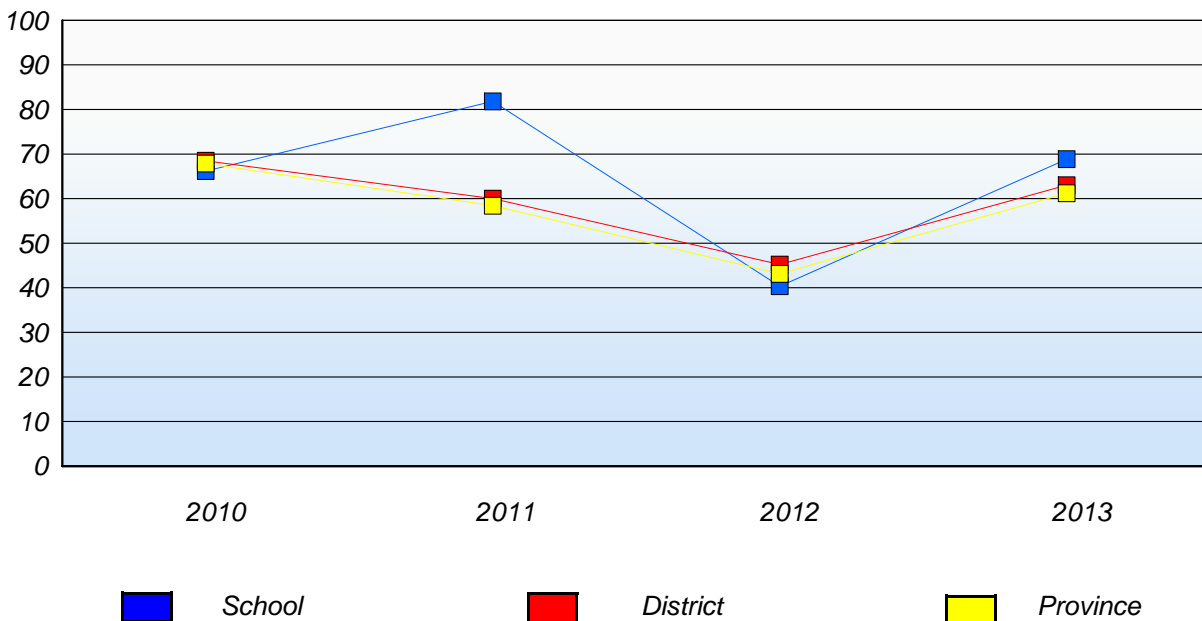
District 4 - Eastern

School #: 366    Topsail Elementary

**Demand Writing**  
Percentage of students at level 3 or above (2010 - 2013)



**Reading**  
Percentage of students at level 3 or above (2010 - 2013)



\* In some cases, CRT numbers may exceed AGR numbers based on late enrolments. Pie chart is based on the number of students who wrote the CRT.

\* Mushuau Innu Natuashish School and Sheshatshiu Innu School are excluded from district and provincial results.

District 4 - Eastern

School #: 367 Holy Trinity Elementary

**Demand Writing**

**School**

**District**

**Province**

Creative Writing

Persuasive Writing

Creative Writing

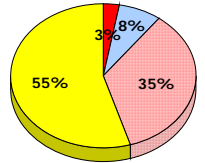
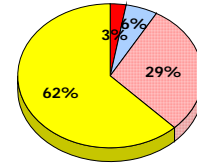
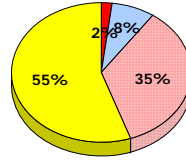
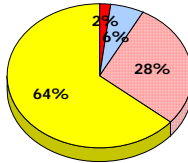
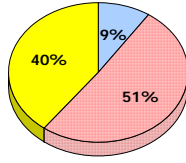
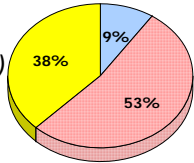
Persuasive Writing

Creative Writing

Persuasive Writing

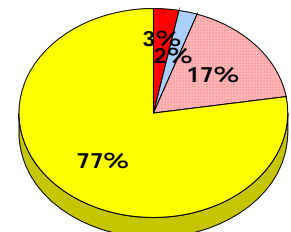
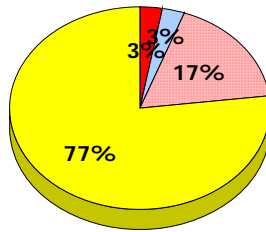
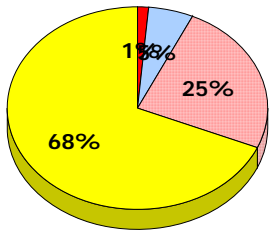
**2013**

Apr 30, 2013 (53)



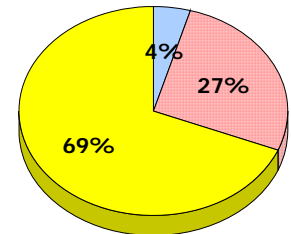
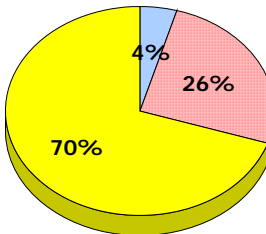
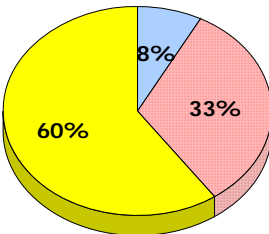
**2012**

Apr 30, 2012 (73)



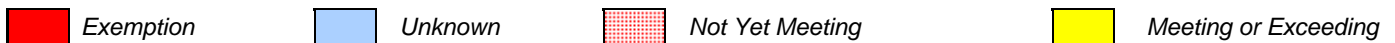
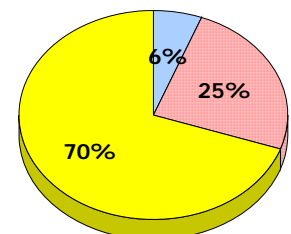
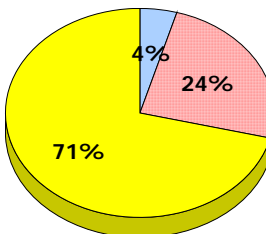
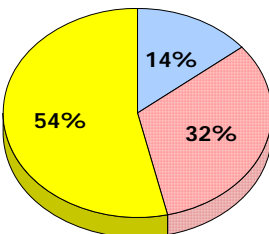
**2011**

AGR (52)



**2010**

AGR (56)



\* In some cases, CRT numbers may exceed AGR numbers based on late enrolments. Pie chart is based on the number of students who wrote the CRT.  
\* Mushuau Innu Natuashish School and Sheshatshiu Innu School are excluded from district and provincial results.

Primary English Language Arts  
4 Year Provincial Assessment, June 2013  
Student Population Report  
(average scores)

District 4 - Eastern

School #: 367 Holy Trinity Elementary

**Reading**

**School**

**District**

**Province**

Non - Fiction

Fiction

Non - Fiction

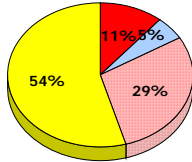
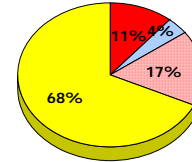
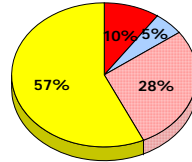
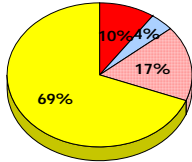
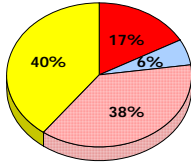
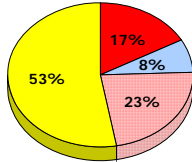
Fiction

Non - Fiction

Fiction

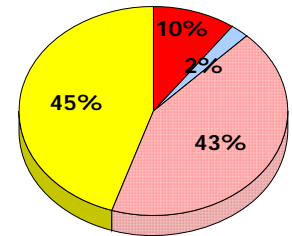
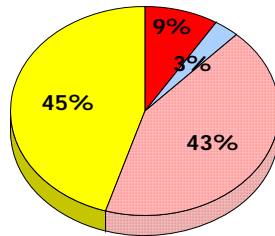
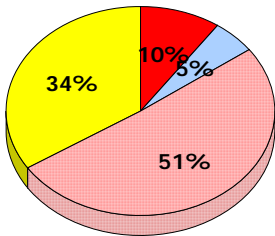
**2013**

Apr 30,  
2013 (53)



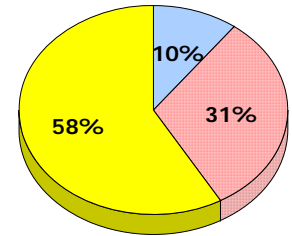
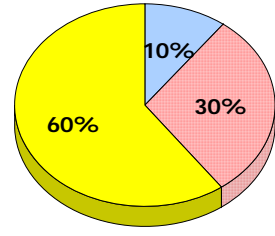
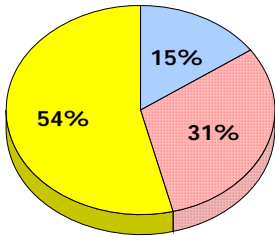
**2012**

Apr 30,  
2012 (73)



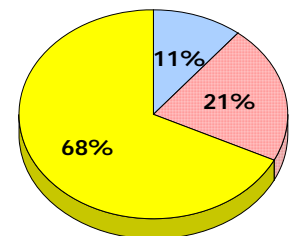
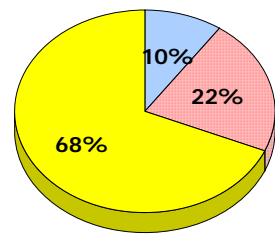
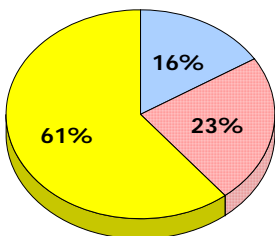
**2011**

AGR (52)



**2010**

AGR (56)



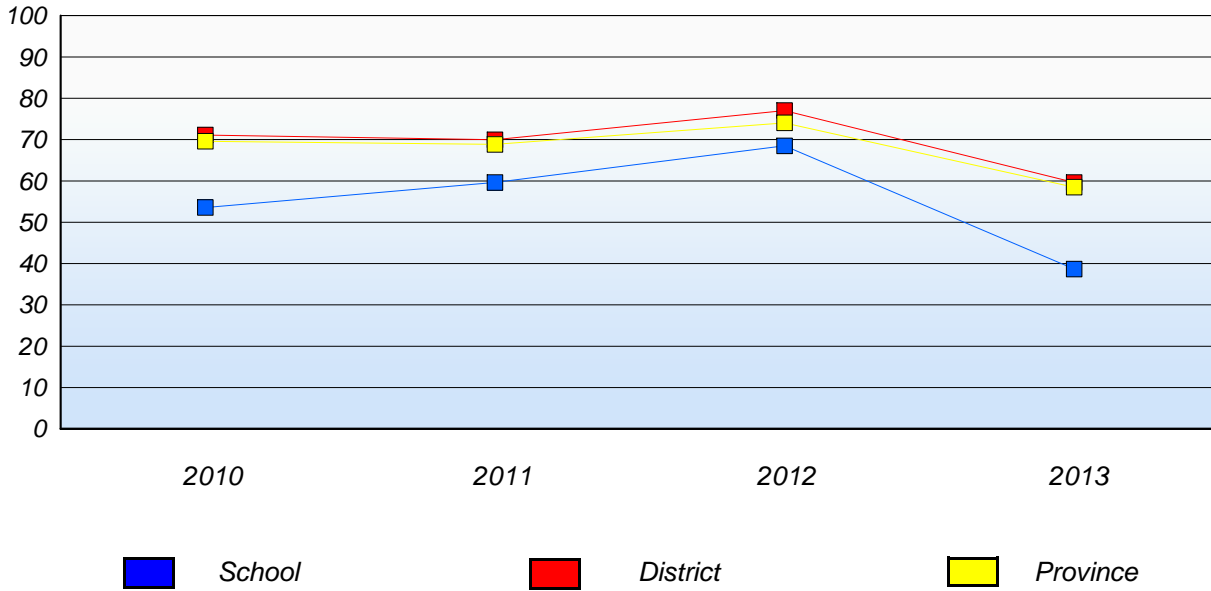
■ Exemption    
 ■ Unknown    
 ■ Not Yet Meeting    
 ■ Meeting or Exceeding

\* In some cases, CRT numbers may exceed AGR numbers based on late enrolments. Pie chart is based on the number of students who wrote the CRT.  
 \* Mushuau Innu Natuashish School and Sheshatshiu Innu School are excluded from district and provincial results.

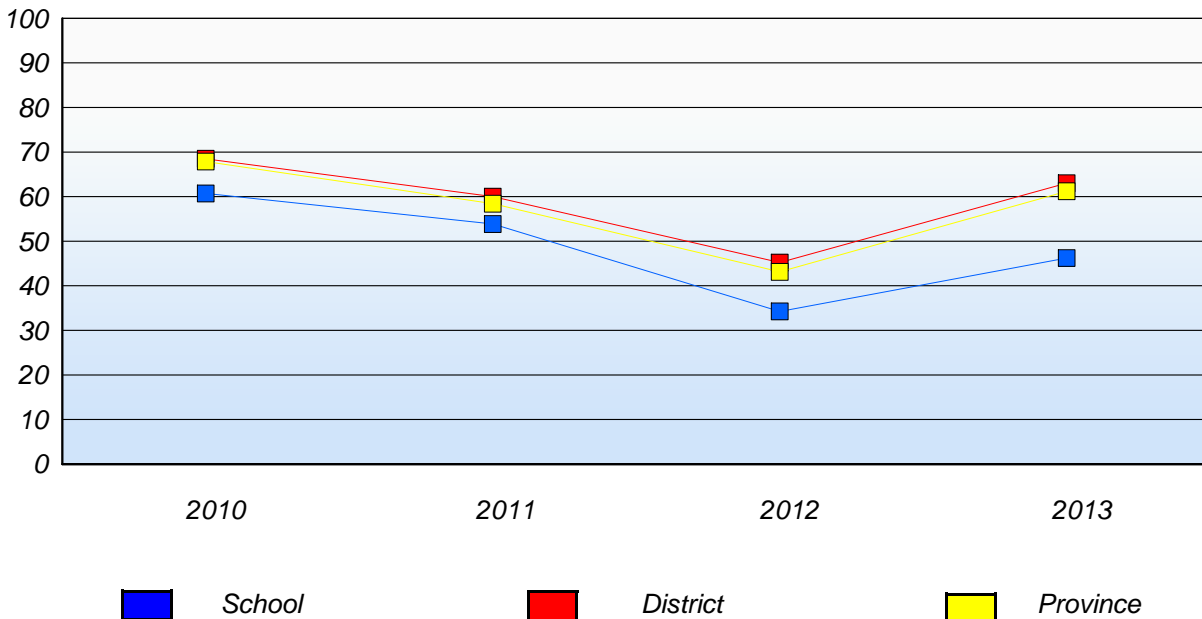
District 4 - Eastern

School #: 367 Holy Trinity Elementary

**Demand Writing**  
Percentage of students at level 3 or above (2010 - 2013)



**Reading**  
Percentage of students at level 3 or above (2010 - 2013)



\* In some cases, CRT numbers may exceed AGR numbers based on late enrolments. Pie chart is based on the number of students who wrote the CRT.

\* Mushuau Innu Natuashish School and Sheshatshiu Innu School are excluded from district and provincial results.

District 4 - Eastern

School #: 370 Stella Maris Academy

**Demand Writing**

School

District

Province

Creative Writing

Persuasive Writing

Creative Writing

Persuasive Writing

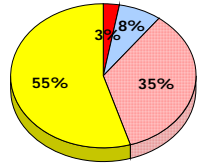
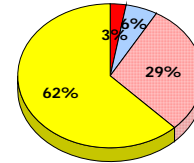
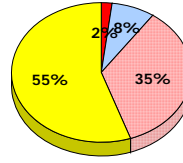
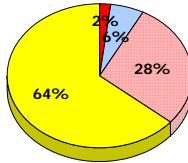
Creative Writing

Persuasive Writing

**2013**

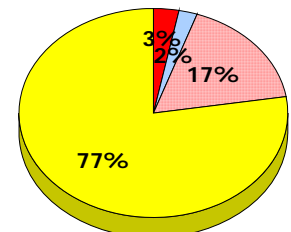
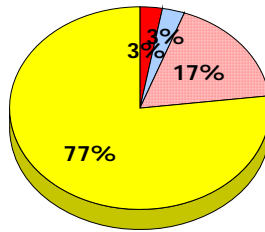
Apr 30, 2013 (1)

*School data with 5 or fewer students withheld for reasons of confidentiality.*



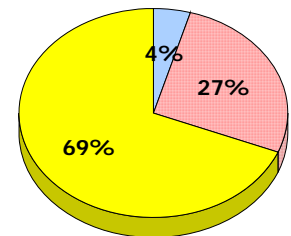
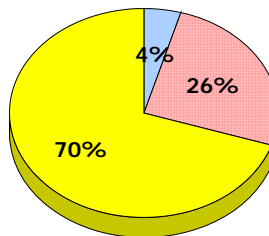
**2012**

Apr 30, 2012 (2)



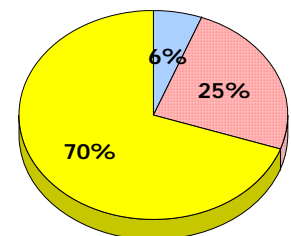
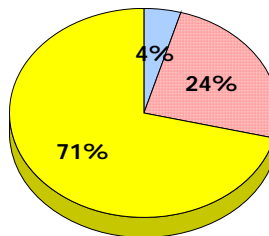
**2011**

AGR (3)



**2010**

AGR (3)



Exemption

Unknown

Not Yet Meeting

Meeting or Exceeding

\* In some cases, CRT numbers may exceed AGR numbers based on late enrolments. Pie chart is based on the number of students who wrote the CRT.

\* Mushuau Innu Natuashish School and Sheshatshiu Innu School are excluded from district and provincial results.

Primary English Language Arts  
4 Year Provincial Assessment, June 2013  
Student Population Report  
(average scores)

District 4 - Eastern

School #: 370 Stella Maris Academy

**Reading**

**School**

**District**

**Province**

Non - Fiction

Fiction

Non - Fiction

Fiction

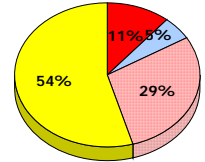
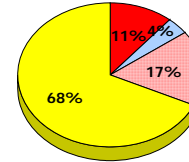
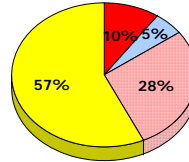
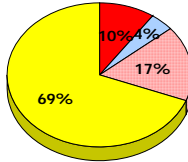
Non - Fiction

Fiction

**2013**

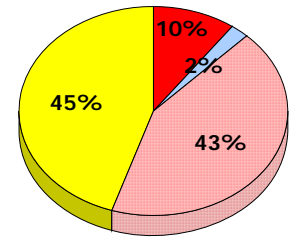
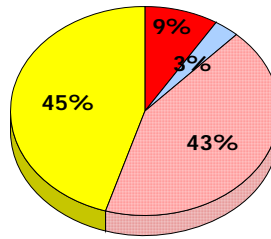
Apr 30,  
2013 (1)

School data with 5 or fewer students  
withheld for reasons of confidentiality.



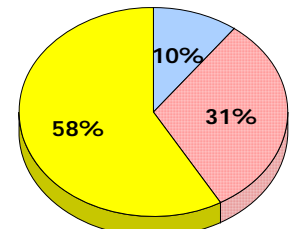
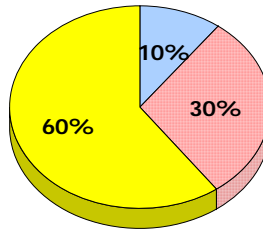
**2012**

Apr 30,  
2012 (2)



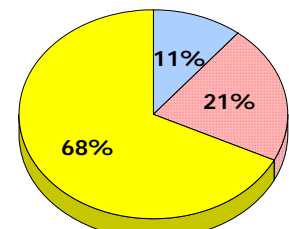
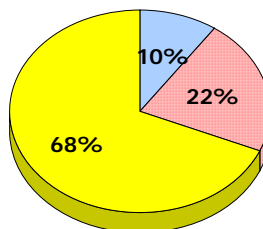
**2011**

AGR (3)



**2010**

AGR (3)



■ Exemption    
 ■ Unknown    
 ■ Not Yet Meeting    
 ■ Meeting or Exceeding

\* In some cases, CRT numbers may exceed AGR numbers based on late enrolments. Pie chart is based on the number of students who wrote the CRT.  
 \* Mushuau Innu Natuashish School and Sheshatshiu Innu School are excluded from district and provincial results.

District 4 - Eastern

School #: 370 Stella Maris Academy

**Demand Writing**

*Percentage of students at level 3 or above (2010 - 2013)*

*School data with 5 or fewer students withheld for reasons of confidentiality.*



**Reading**

*Percentage of students at level 3 or above (2010 - 2013)*

*School data with 5 or fewer students withheld for reasons of confidentiality.*



\* In some cases, CRT numbers may exceed AGR numbers based on late enrolments. Pie chart is based on the number of students who wrote the CRT.

\* Mushuau Innu Natuashish School and Sheshatshiu Innu School are excluded from district and provincial results.

District 4 - Eastern

School #: 371 Upper Gullies Elementary

**Demand Writing**

**School**

**District**

**Province**

Creative Writing

Persuasive Writing

Creative Writing

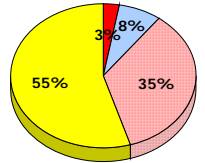
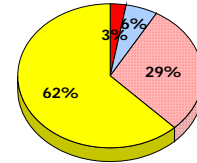
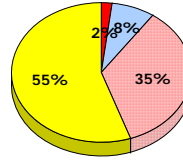
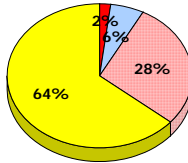
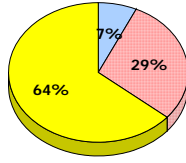
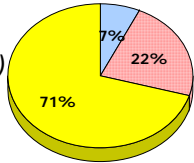
Persuasive Writing

Creative Writing

Persuasive Writing

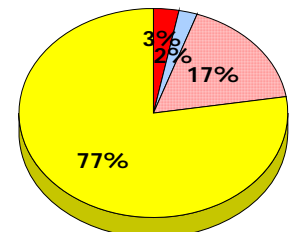
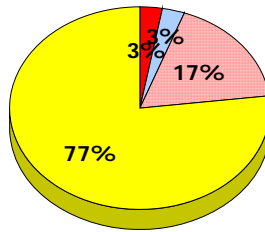
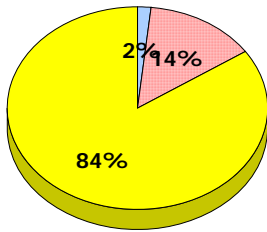
**2013**

Apr 30, 2013 (58)



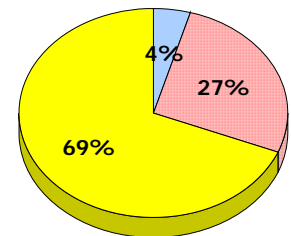
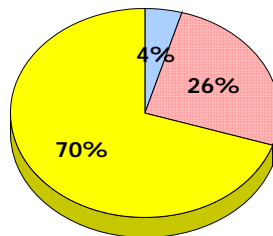
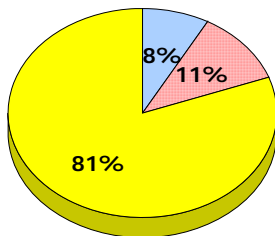
**2012**

Apr 30, 2012 (58)



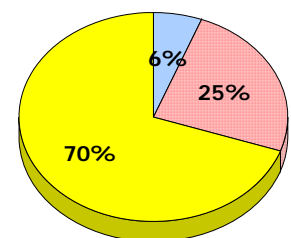
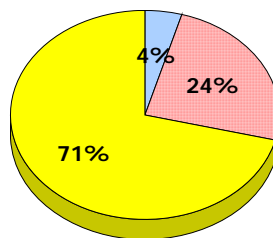
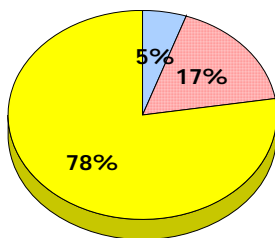
**2011**

AGR (62)



**2010**

AGR (58)



■ Exemption     
 ■ Unknown     
 ■ Not Yet Meeting     
 ■ Meeting or Exceeding

\* In some cases, CRT numbers may exceed AGR numbers based on late enrolments. Pie chart is based on the number of students who wrote the CRT.  
 \* Mushuau Innu Natuashish School and Sheshatshiu Innu School are excluded from district and provincial results.



Primary English Language Arts  
4 Year Provincial Assessment, June 2013  
Student Population Report  
(average scores)

District 4 - Eastern

School #: 371 Upper Gullies Elementary

**Reading**

**School**

**District**

**Province**

Non - Fiction

Fiction

Non - Fiction

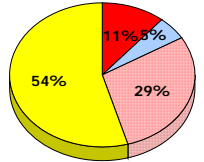
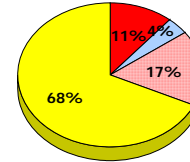
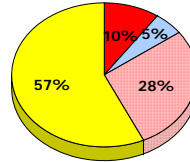
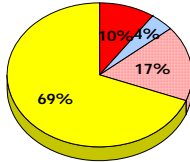
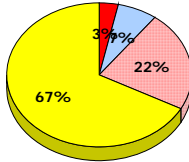
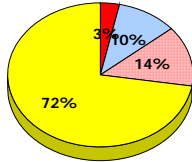
Fiction

Non - Fiction

Fiction

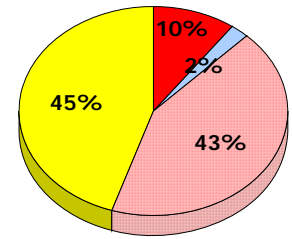
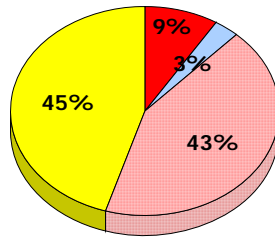
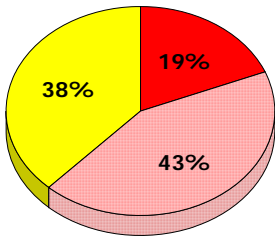
**2013**

Apr 30,  
2013 (58)



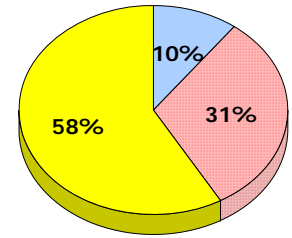
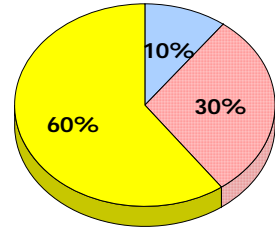
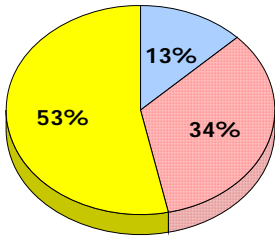
**2012**

Apr 30,  
2012 (58)



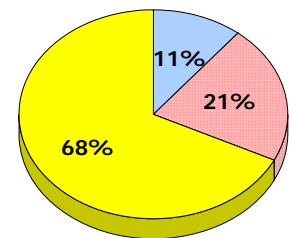
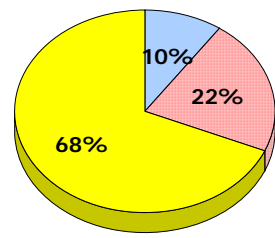
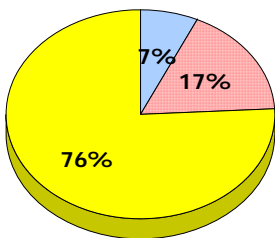
**2011**

AGR (62)



**2010**

AGR (58)



■ Exemption   
 ■ Unknown   
 ■ Not Yet Meeting   
 ■ Meeting or Exceeding

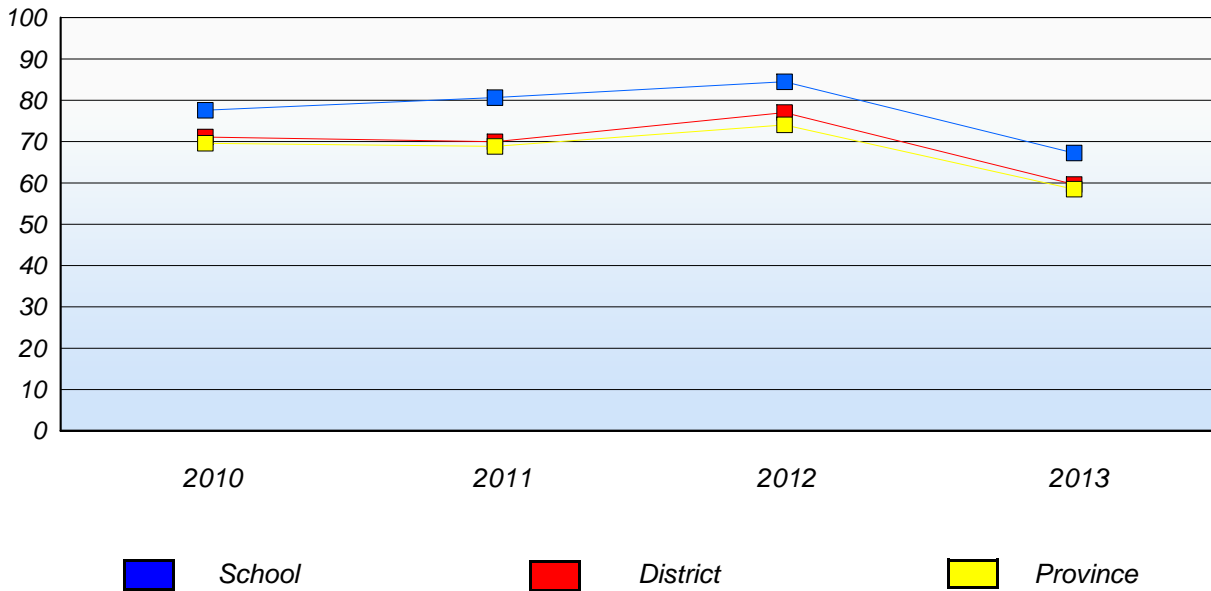
\* In some cases, CRT numbers may exceed AGR numbers based on late enrolments. Pie chart is based on the number of students who wrote the CRT.  
 \* Mushuau Innu Natuashish School and Sheshatshiu Innu School are excluded from district and provincial results.

District 4 - Eastern

School #: 371 Upper Gullies Elementary

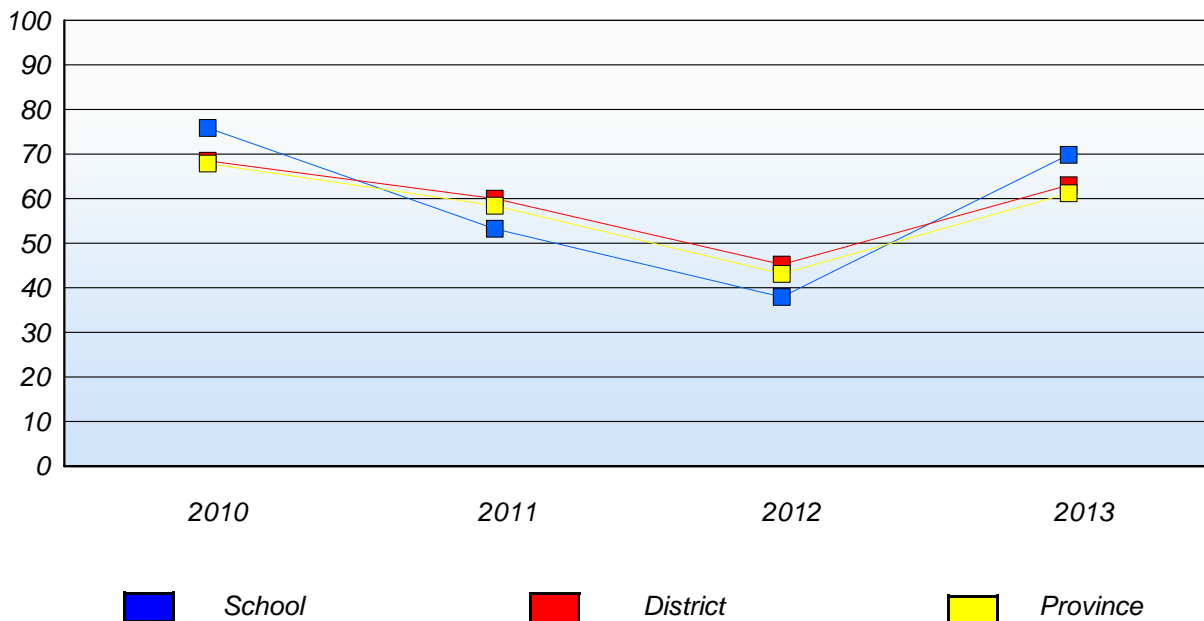
**Demand Writing**

Percentage of students at level 3 or above (2010 - 2013)



**Reading**

Percentage of students at level 3 or above (2010 - 2013)



\* In some cases, CRT numbers may exceed AGR numbers based on late enrolments. Pie chart is based on the number of students who wrote the CRT.

\* Mushuau Innu Natuashish School and Sheshatshiu Innu School are excluded from district and provincial results.

District 4 - Eastern

School #: 372 St. Bernard's Elementary

**Demand Writing**

School

District

Province

Creative Writing

Persuasive Writing

Creative Writing

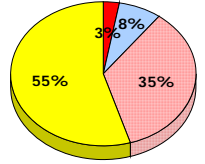
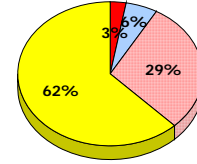
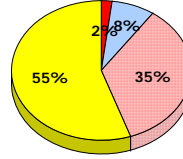
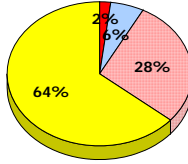
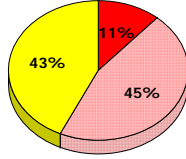
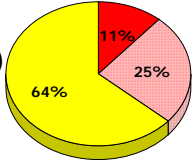
Persuasive Writing

Creative Writing

Persuasive Writing

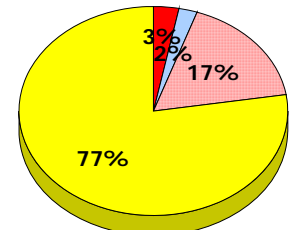
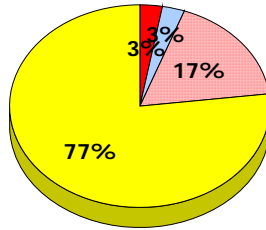
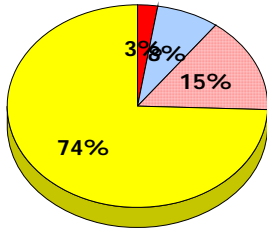
**2013**

Apr 30, 2013 (44)



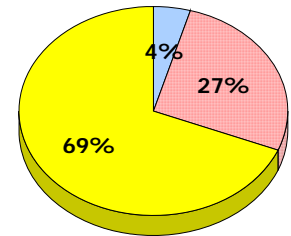
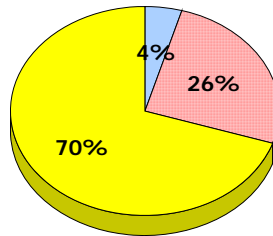
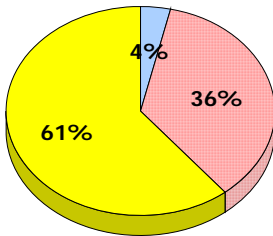
**2012**

Apr 30, 2012 (39)



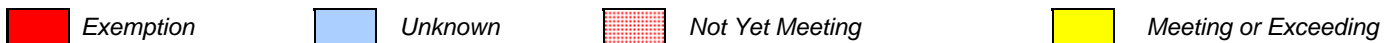
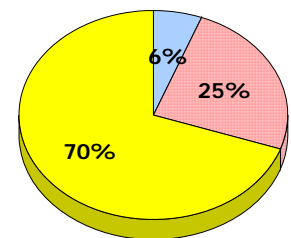
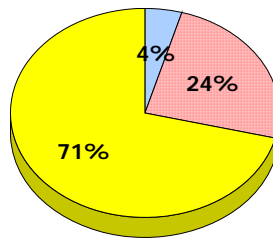
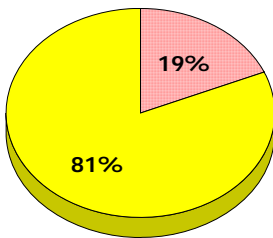
**2011**

AGR (28)



**2010**

AGR (32)



\* In some cases, CRT numbers may exceed AGR numbers based on late enrolments. Pie chart is based on the number of students who wrote the CRT.  
 \* Mushuau Innu Natuashish School and Sheshatshiu Innu School are excluded from district and provincial results.

Primary English Language Arts  
4 Year Provincial Assessment, June 2013  
Student Population Report  
(average scores)

District 4 - Eastern

School #: 372 St. Bernard's Elementary

**Reading**

**School**

**District**

**Province**

Non - Fiction

Fiction

Non - Fiction

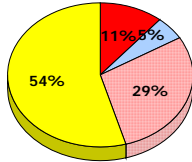
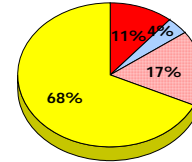
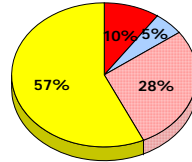
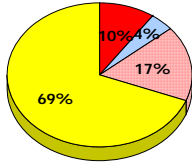
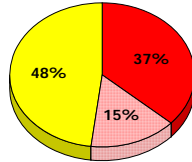
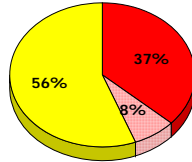
Fiction

Non - Fiction

Fiction

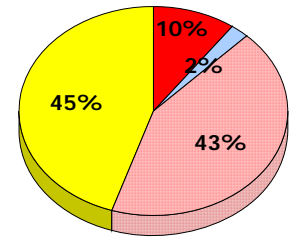
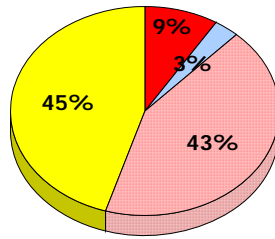
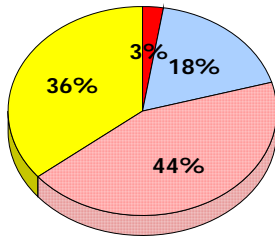
**2013**

Apr 30,  
2013 (44)



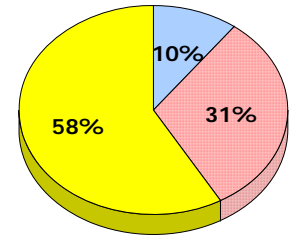
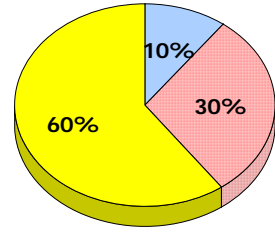
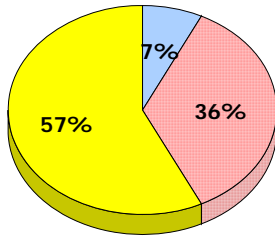
**2012**

Apr 30,  
2012 (39)



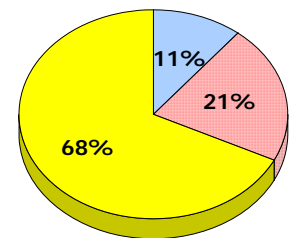
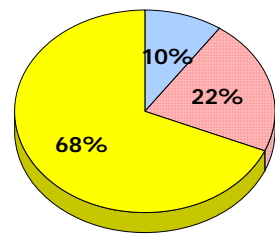
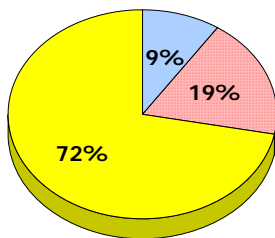
**2011**

AGR (28)



**2010**

AGR (32)



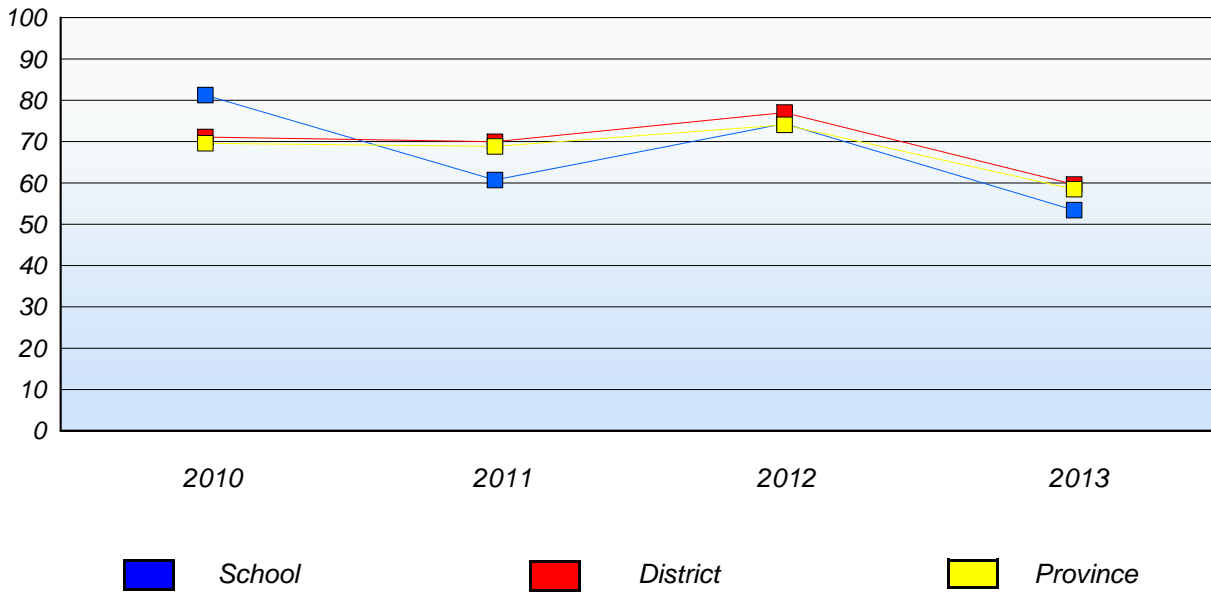
■ Exemption    
 ■ Unknown    
 ■ Not Yet Meeting    
 ■ Meeting or Exceeding

\* In some cases, CRT numbers may exceed AGR numbers based on late enrolments. Pie chart is based on the number of students who wrote the CRT.  
 \* Mushuau Innu Natuashish School and Sheshatshiu Innu School are excluded from district and provincial results.

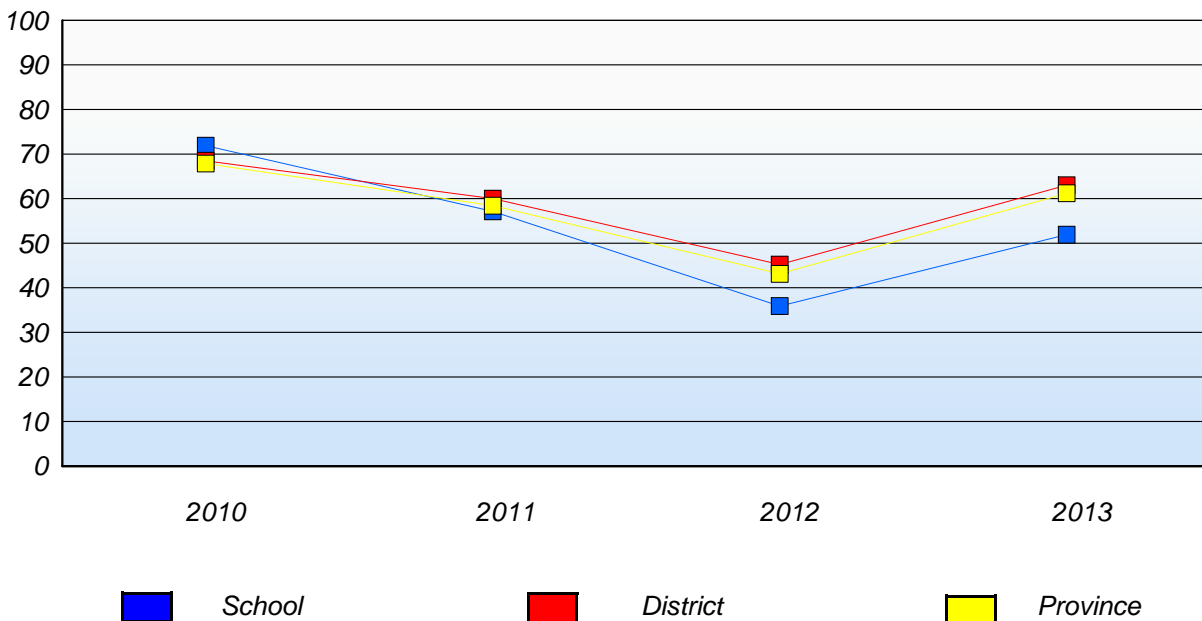
District 4 - Eastern

School #: 372 St. Bernard's Elementary

**Demand Writing**  
Percentage of students at level 3 or above (2010 - 2013)



**Reading**  
Percentage of students at level 3 or above (2010 - 2013)



\* In some cases, CRT numbers may exceed AGR numbers based on late enrolments. Pie chart is based on the number of students who wrote the CRT.

\* Mushuau Innu Natuashish School and Sheshatshiu Innu School are excluded from district and provincial results.

District 4 - Eastern

School #: 427 Holy Name of Mary Academy

**Demand Writing**

**School**

**District**

**Province**

Creative Writing

Persuasive Writing

Creative Writing

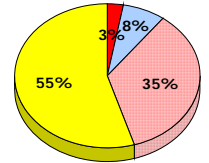
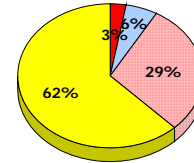
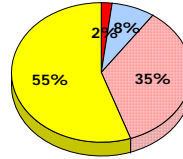
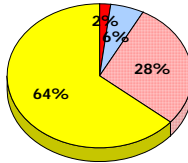
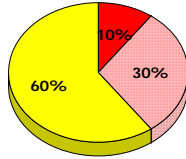
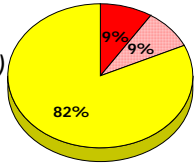
Persuasive Writing

Creative Writing

Persuasive Writing

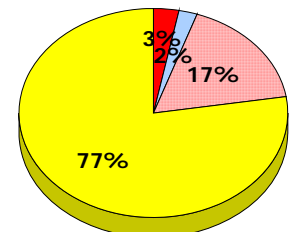
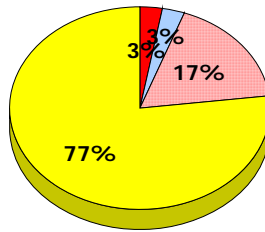
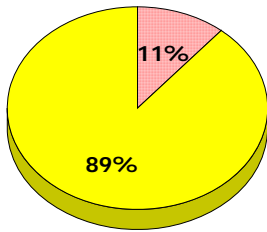
**2013**

Apr 30, 2013 (10)



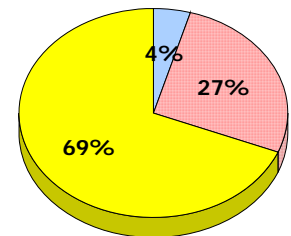
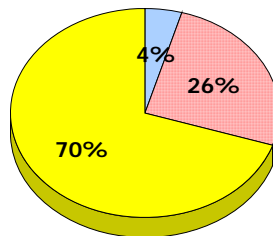
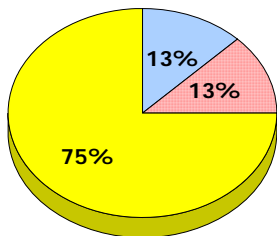
**2012**

Apr 30, 2012 (9)



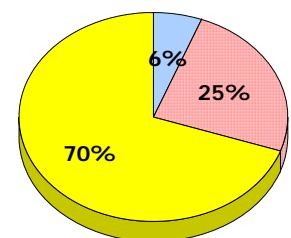
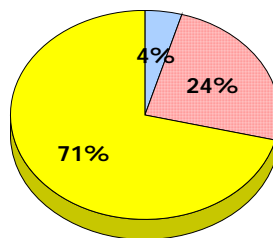
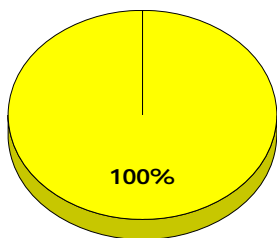
**2011**

AGR (8)



**2010**

AGR (8)



■ Exemption     
 ■ Unknown     
  Not Yet Meeting     
 ■ Meeting or Exceeding

\* In some cases, CRT numbers may exceed AGR numbers based on late enrolments. Pie chart is based on the number of students who wrote the CRT.  
 \* Mushuau Innu Natuashish School and Sheshatshiu Innu School are excluded from district and provincial results.

District 4 - Eastern

School #: 427 Holy Name of Mary Academy

**Reading**

**School**

**District**

**Province**

Non - Fiction

Fiction

Non - Fiction

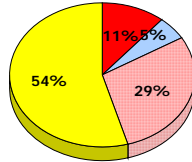
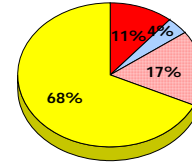
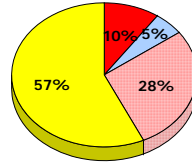
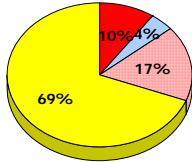
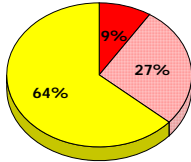
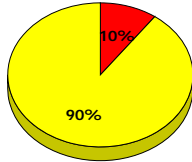
Fiction

Non - Fiction

Fiction

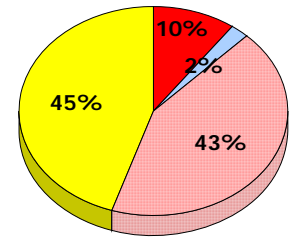
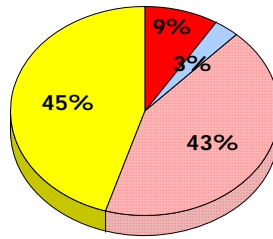
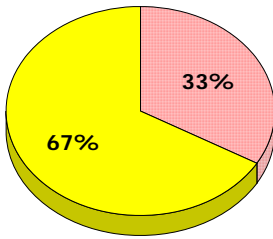
**2013**

Apr 30,  
2013 (10)



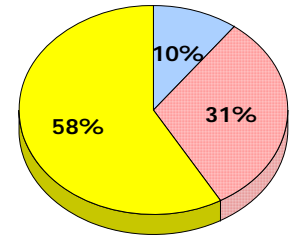
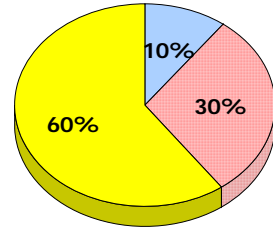
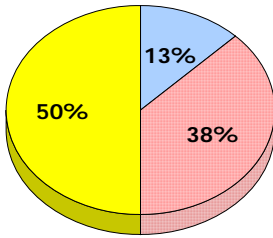
**2012**

Apr 30,  
2012 (9)



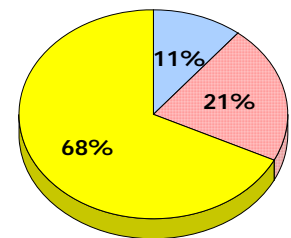
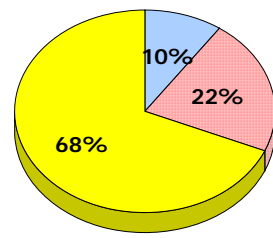
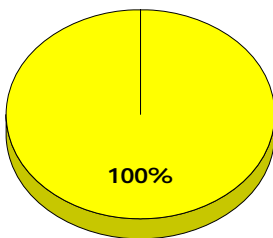
**2011**

AGR (8)



**2010**

AGR (8)



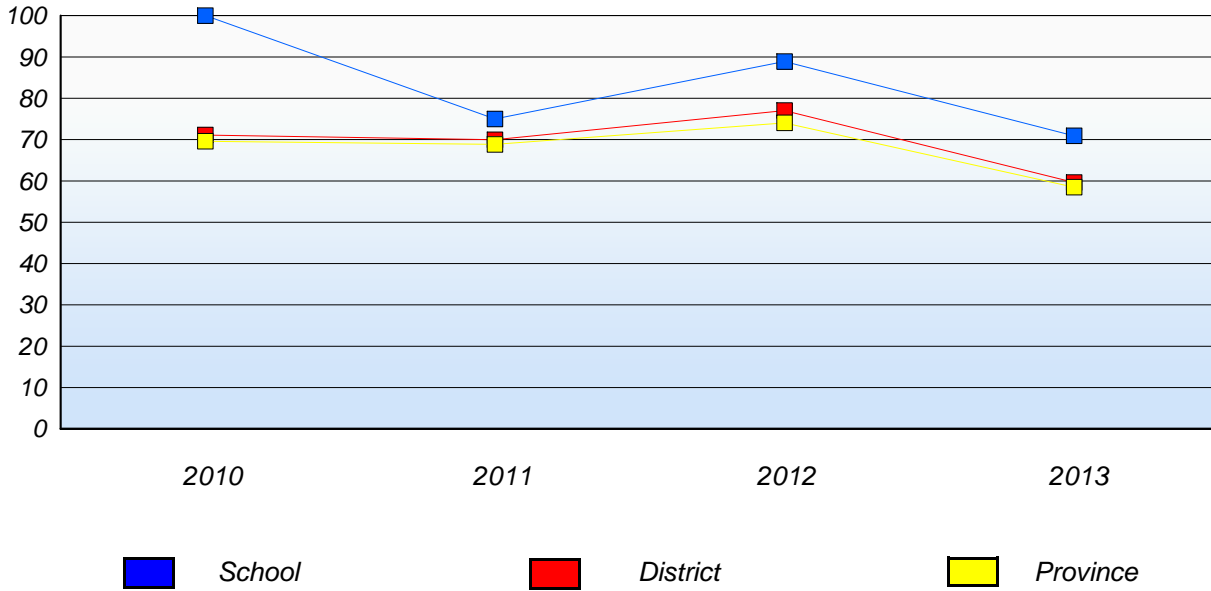
■ Exemption    
 ■ Unknown    
 ■ Not Yet Meeting    
 ■ Meeting or Exceeding

\* In some cases, CRT numbers may exceed AGR numbers based on late enrolments. Pie chart is based on the number of students who wrote the CRT.  
 \* Mushuau Innu Natuashish School and Sheshatshiu Innu School are excluded from district and provincial results.

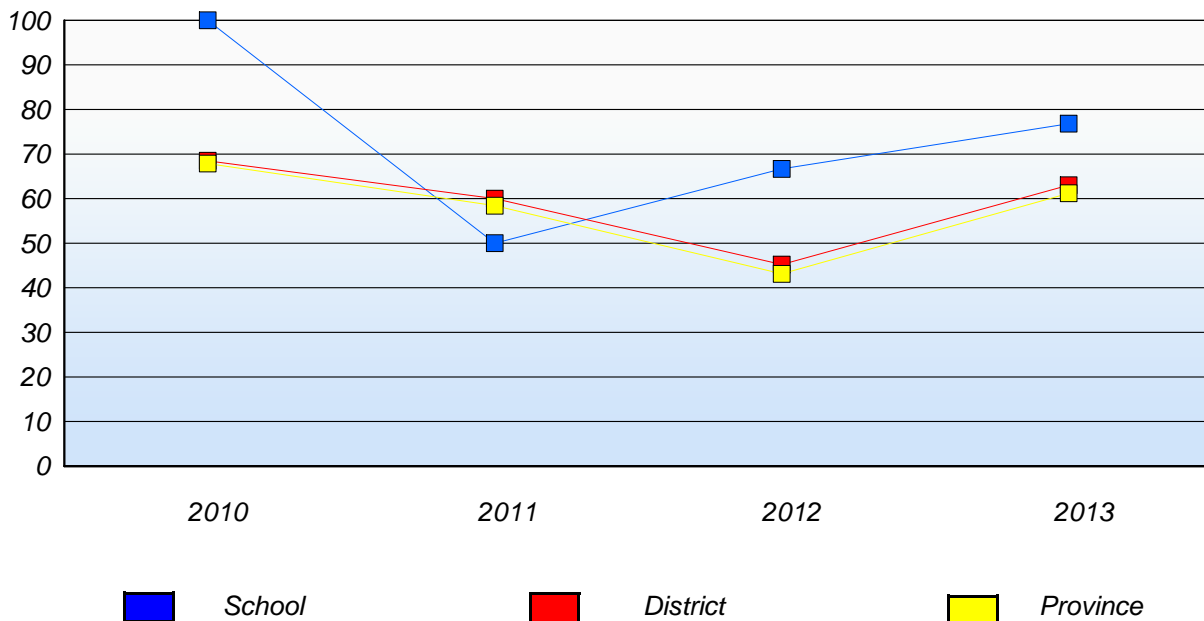
District 4 - Eastern

School #: 427    Holy Name of Mary Academy

**Demand Writing**  
Percentage of students at level 3 or above (2010 - 2013)



**Reading**  
Percentage of students at level 3 or above (2010 - 2013)



\* In some cases, CRT numbers may exceed AGR numbers based on late enrolments. Pie chart is based on the number of students who wrote the CRT.

\* Mushuau Innu Natuashish School and Sheshatshiu Innu School are excluded from district and provincial results.



District 4 - Eastern

School #: 430 St. Mark's School

**Demand Writing**

**School**

**District**

**Province**

Creative Writing

Persuasive Writing

Creative Writing

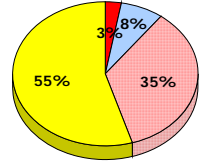
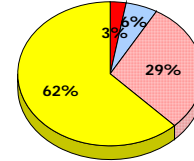
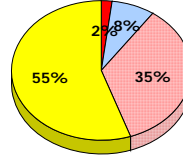
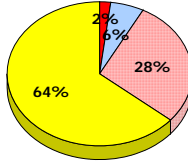
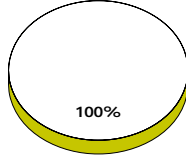
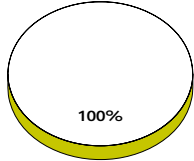
Persuasive Writing

Creative Writing

Persuasive Writing

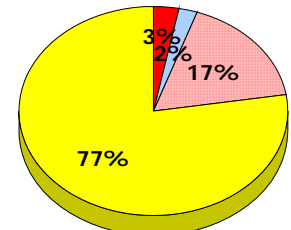
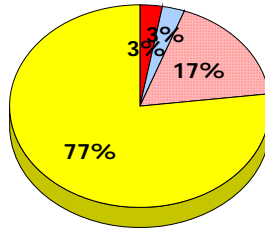
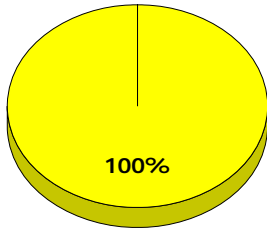
**2013**

Apr 30, 2013 (6)



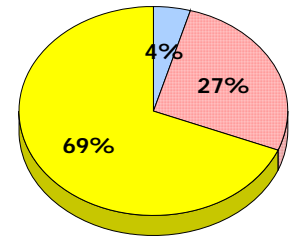
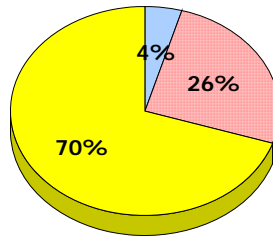
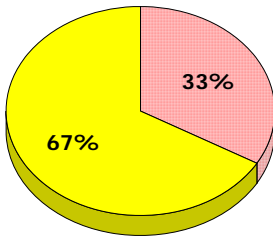
**2012**

Apr 30, 2012 (3)



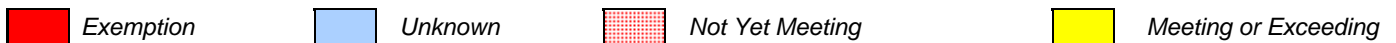
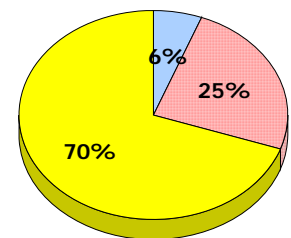
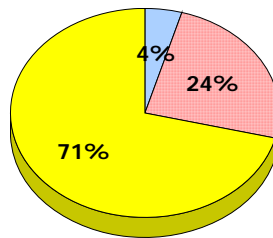
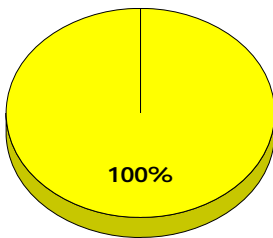
**2011**

AGR (3)



**2010**

AGR (7)



\* In some cases, CRT numbers may exceed AGR numbers based on late enrolments. Pie chart is based on the number of students who wrote the CRT.  
\* Mushuau Innu Natuashish School and Sheshatshiu Innu School are excluded from district and provincial results.

Primary English Language Arts  
4 Year Provincial Assessment, June 2013  
Student Population Report  
(average scores)

District 4 - Eastern

School #: 430 St. Mark's School

**Reading**

**School**

**District**

**Province**

Non - Fiction

Fiction

Non - Fiction

Fiction

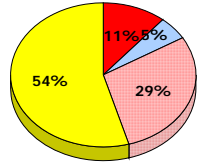
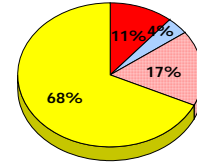
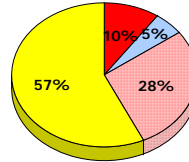
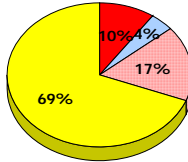
Non - Fiction

Fiction

**2013**

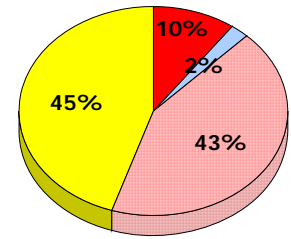
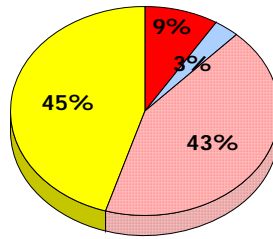
Apr 30,  
2013 (6)

School data with 5 or fewer students  
withheld for reasons of confidentiality.



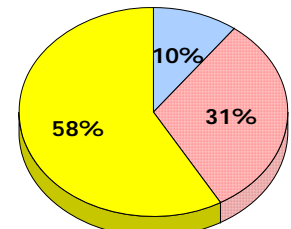
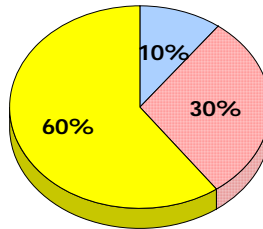
**2012**

Apr 30,  
2012 (3)



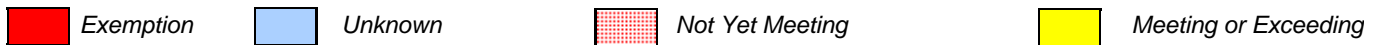
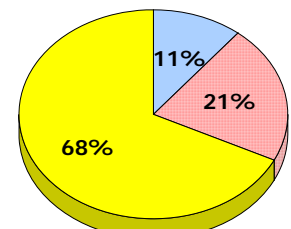
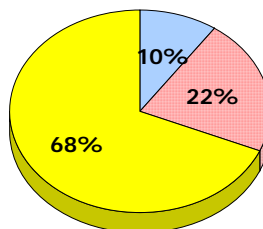
**2011**

AGR (3)



**2010**

AGR (7)



\* In some cases, CRT numbers may exceed AGR numbers based on late enrolments. Pie chart is based on the number of students who wrote the CRT.  
 \* Mushuau Innu Natuashish School and Sheshatshiu Innu School are excluded from district and provincial results.

District 4 - Eastern

School #: 430 St. Mark's School

**Demand Writing**

*Percentage of students at level 3 or above (2010 - 2013)*

*School data with 5 or fewer students withheld for reasons of confidentiality.*



**Reading**

*Percentage of students at level 3 or above (2010 - 2013)*

*School data with 5 or fewer students withheld for reasons of confidentiality.*



\* In some cases, CRT numbers may exceed AGR numbers based on late enrolments. Pie chart is based on the number of students who wrote the CRT.

\* Mushuau Innu Natuashish School and Sheshatshiu Innu School are excluded from district and provincial results.

**District 4 - Eastern**

School #: 431 Southwest Arm Academy

***Demand Writing***

***School***

***District***

***Province***

*Creative Writing*

*Persuasive Writing*

*Creative Writing*

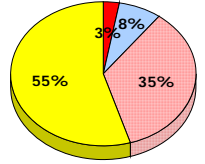
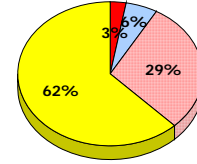
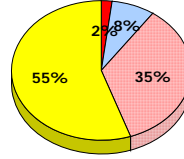
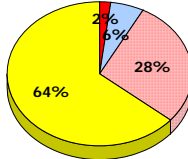
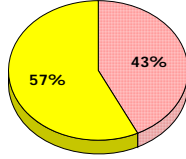
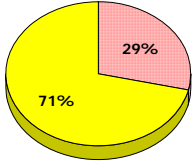
*Persuasive Writing*

*Creative Writing*

*Persuasive Writing*

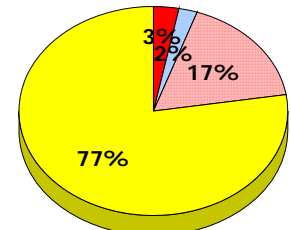
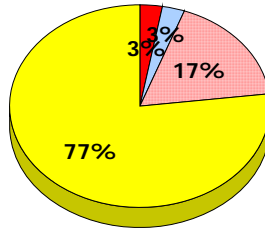
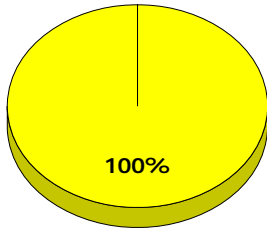
**2013**

Apr 30, 2013 (7)



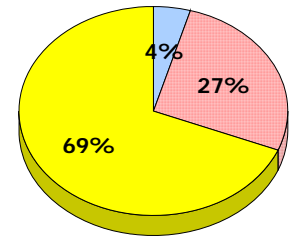
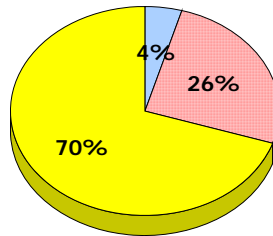
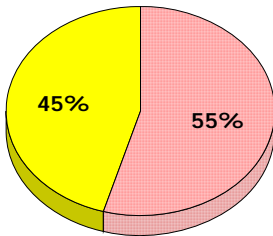
**2012**

Apr 30, 2012 (2)



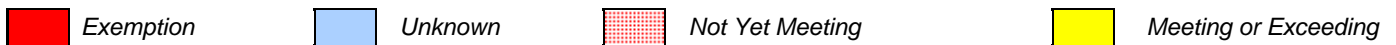
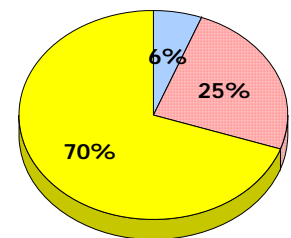
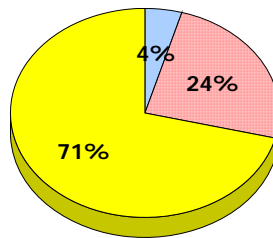
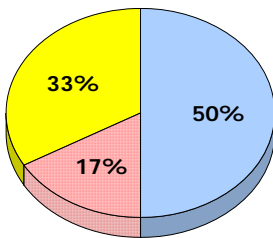
**2011**

AGR (11)



**2010**

AGR (6)



\* In some cases, CRT numbers may exceed AGR numbers based on late enrolments. Pie chart is based on the number of students who wrote the CRT.  
\* Mushuau Innu Natuashish School and Sheshatshiu Innu School are excluded from district and provincial results.

Primary English Language Arts  
4 Year Provincial Assessment, June 2013  
Student Population Report  
(average scores)

District 4 - Eastern

School #: 431 Southwest Arm Academy

**Reading**

**School**

**District**

**Province**

Non - Fiction

Fiction

Non - Fiction

Fiction

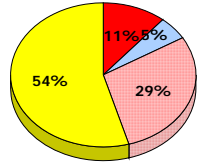
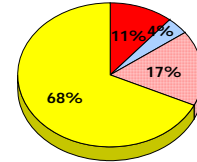
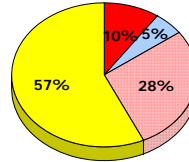
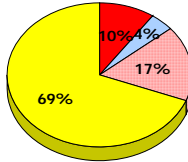
Non - Fiction

Fiction

**2013**

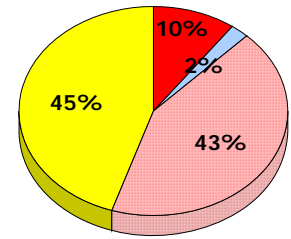
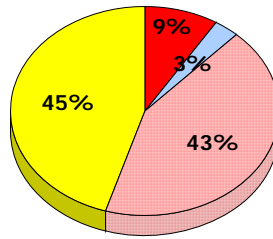
Apr 30,  
2013 (7)

School data with 5 or fewer students  
withheld for reasons of confidentiality.



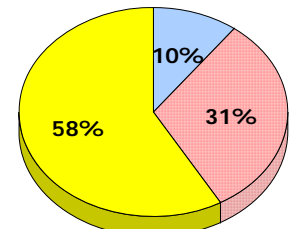
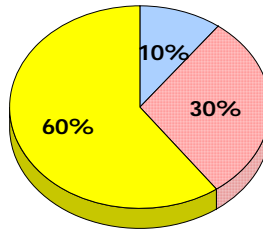
**2012**

Apr 30,  
2012 (2)



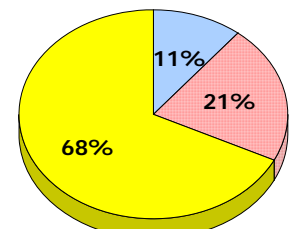
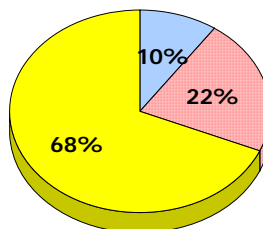
**2011**

AGR (11)



**2010**

AGR (6)



■ Exemption    
 ■ Unknown    
 ■ Not Yet Meeting    
 ■ Meeting or Exceeding

\* In some cases, CRT numbers may exceed AGR numbers based on late enrolments. Pie chart is based on the number of students who wrote the CRT.

\* Mushuau Innu Natuashish School and Sheshatshiu Innu School are excluded from district and provincial results.

**Primary English Language Arts**  
**4 Year Provincial Assessment, June 2013**  
**Student Population Report**  
 (average scores)

District 4 - Eastern

School #: 431 Southwest Arm Academy

**Demand Writing**

*Percentage of students at level 3 or above (2010 - 2013)*

*School data with 5 or fewer students withheld for reasons of confidentiality.*



**Reading**

*Percentage of students at level 3 or above (2010 - 2013)*

*School data with 5 or fewer students withheld for reasons of confidentiality.*



\* In some cases, CRT numbers may exceed AGR numbers based on late enrolments. Pie chart is based on the number of students who wrote the CRT.

\* Mushuau Innu Natuashish School and Sheshatshiu Innu School are excluded from district and provincial results.

District 4 - Eastern

School #: 433 Tricon Elementary

**Demand Writing**

School

District

Province

Creative Writing

Persuasive Writing

Creative Writing

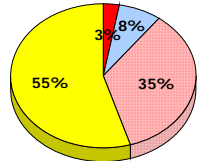
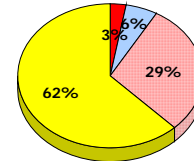
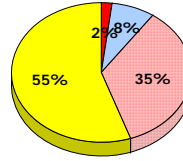
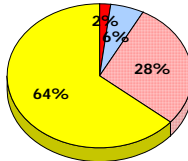
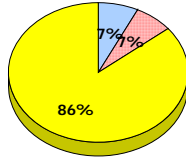
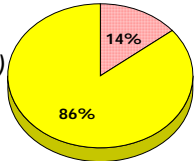
Persuasive Writing

Creative Writing

Persuasive Writing

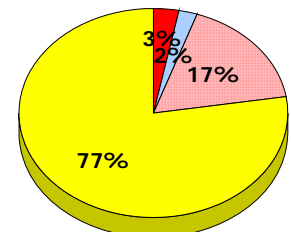
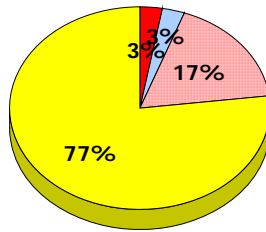
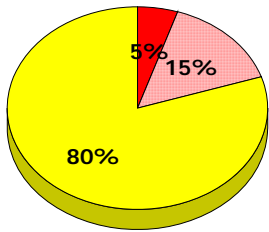
**2013**

Apr 30, 2013 (14)



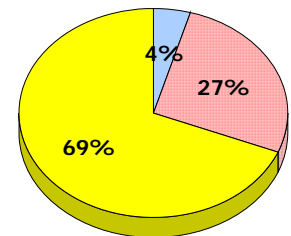
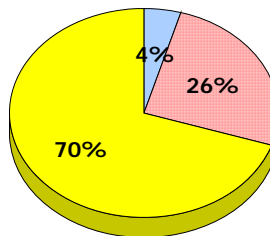
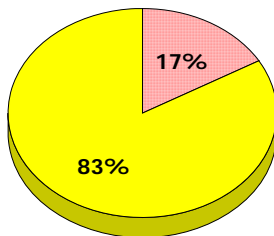
**2012**

Apr 30, 2012 (20)



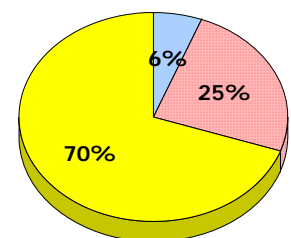
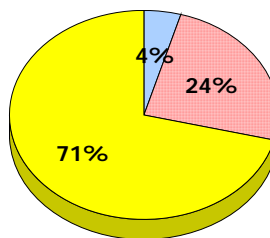
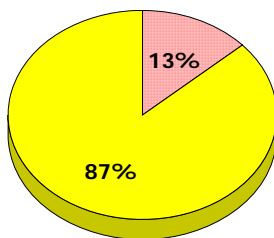
**2011**

AGR (12)



**2010**

AGR (15)



\* In some cases, CRT numbers may exceed AGR numbers based on late enrolments. Pie chart is based on the number of students who wrote the CRT.  
\* Mushuau Innu Natuashish School and Sheshatshiu Innu School are excluded from district and provincial results.

Primary English Language Arts  
4 Year Provincial Assessment, June 2013  
Student Population Report  
(average scores)

District 4 - Eastern

School #: 433 Tricon Elementary

**Reading**

**School**

**District**

**Province**

Non - Fiction

Fiction

Non - Fiction

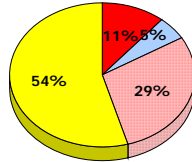
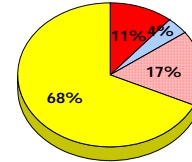
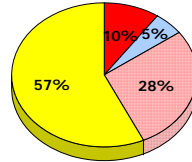
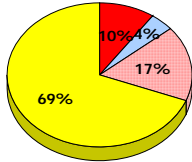
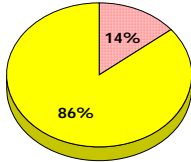
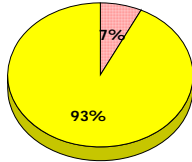
Fiction

Non - Fiction

Fiction

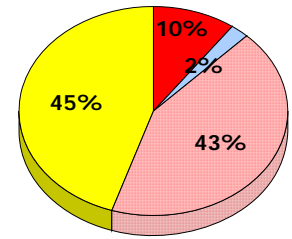
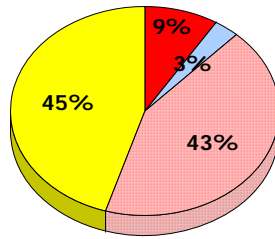
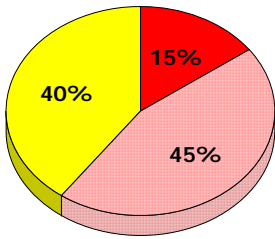
**2013**

Apr 30,  
2013 (14)



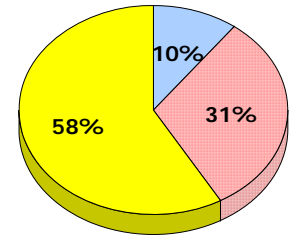
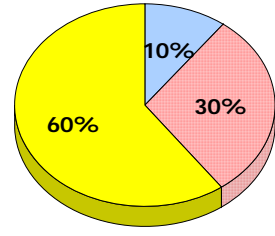
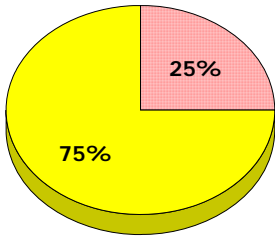
**2012**

Apr 30,  
2012 (20)



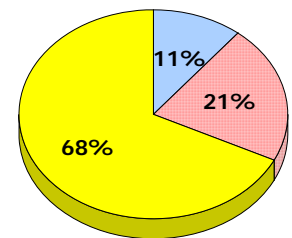
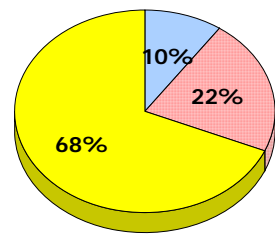
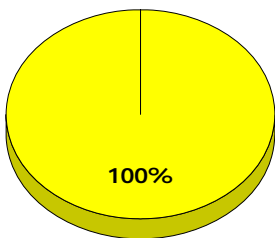
**2011**

AGR (12)



**2010**

AGR (15)



■ Exemption    
 ■ Unknown    
 ■ Not Yet Meeting    
 ■ Meeting or Exceeding

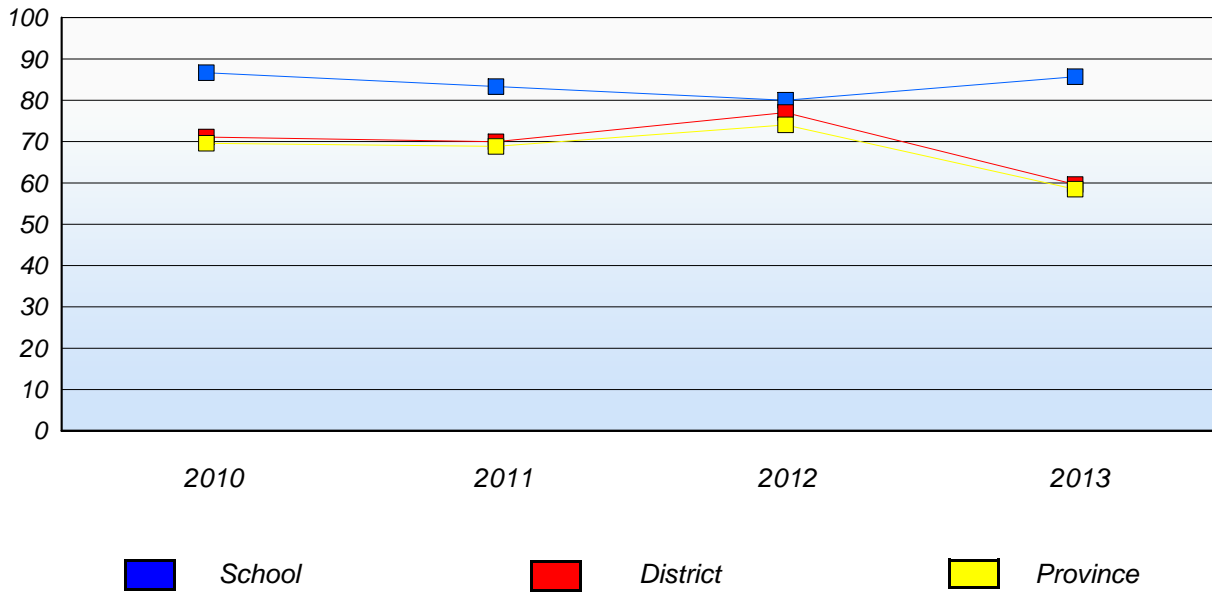
\* In some cases, CRT numbers may exceed AGR numbers based on late enrolments. Pie chart is based on the number of students who wrote the CRT.  
 \* Mushuau Innu Natuashish School and Sheshatshiu Innu School are excluded from district and provincial results.



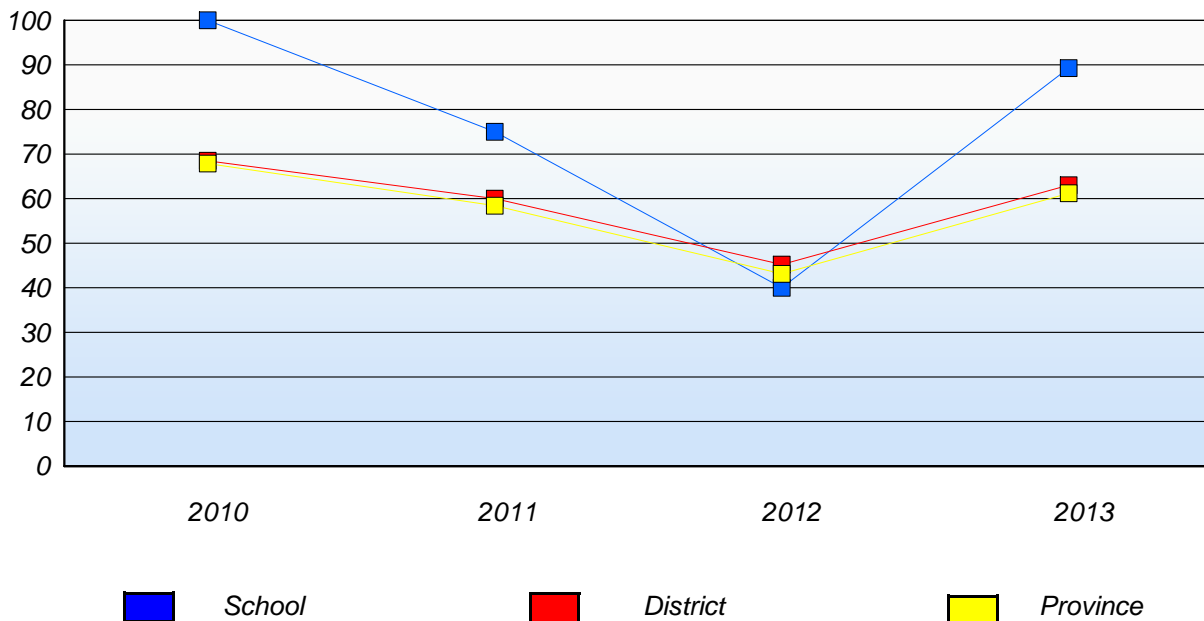
District 4 - Eastern

School #: 433 Tricon Elementary

**Demand Writing**  
Percentage of students at level 3 or above (2010 - 2013)



**Reading**  
Percentage of students at level 3 or above (2010 - 2013)



\* In some cases, CRT numbers may exceed AGR numbers based on late enrolments. Pie chart is based on the number of students who wrote the CRT.

\* Mushuau Innu Natuashish School and Sheshatshiu Innu School are excluded from district and provincial results.

District 4 - Eastern

School #: 435 St. Anne's Academy

**Demand Writing**

**School**

**District**

**Province**

Creative Writing

Persuasive Writing

Creative Writing

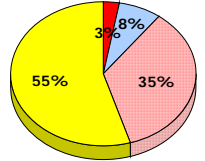
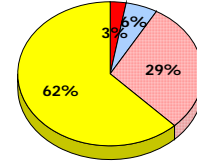
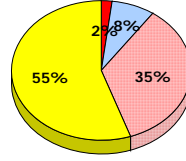
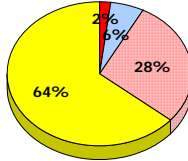
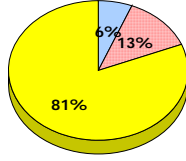
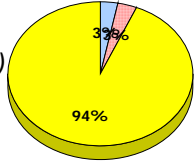
Persuasive Writing

Creative Writing

Persuasive Writing

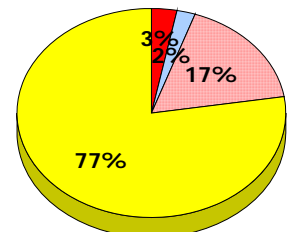
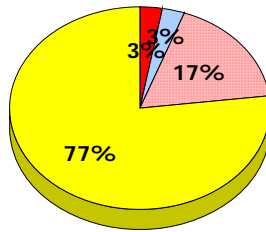
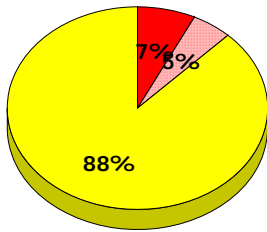
**2013**

Apr 30, 2013 (32)



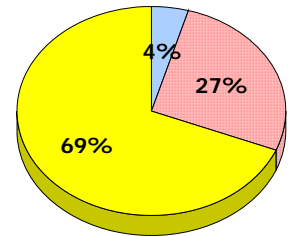
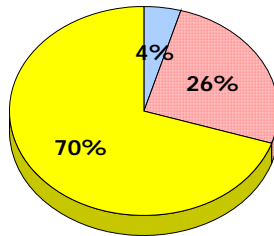
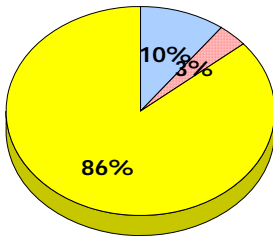
**2012**

Apr 30, 2012 (40)



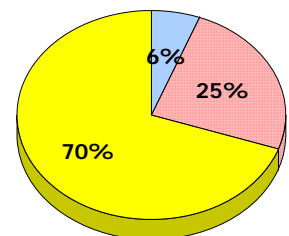
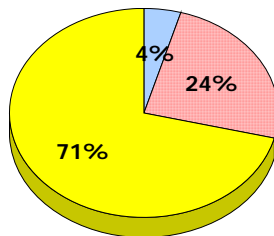
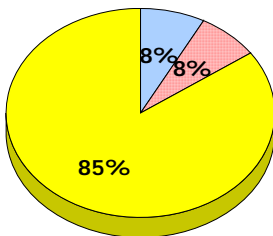
**2011**

AGR (29)



**2010**

AGR (13)



■ Exemption     
 ■ Unknown     
  Not Yet Meeting     
 ■ Meeting or Exceeding

\* In some cases, CRT numbers may exceed AGR numbers based on late enrolments. Pie chart is based on the number of students who wrote the CRT.  
 \* Mushuau Innu Natuashish School and Sheshatshiu Innu School are excluded from district and provincial results.

**Primary English Language Arts  
4 Year Provincial Assessment, June 2013  
Student Population Report  
(average scores)**

District 4 - Eastern

School #: 435 St. Anne's Academy

**Reading**

**School**

**District**

**Province**

Non - Fiction

Fiction

Non - Fiction

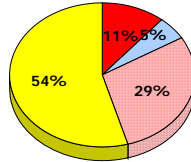
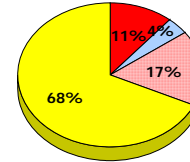
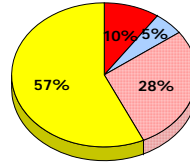
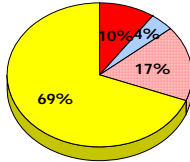
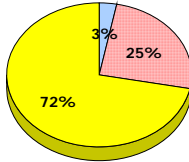
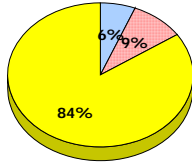
Fiction

Non - Fiction

Fiction

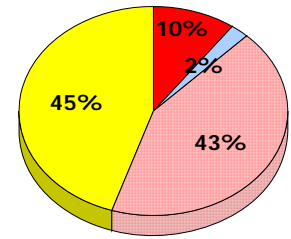
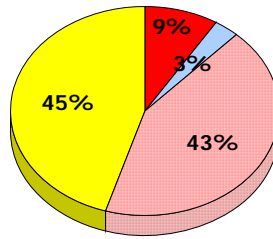
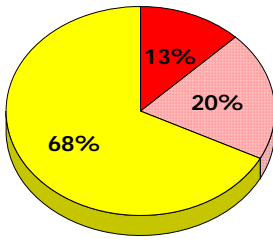
**2013**

Apr 30,  
2013 (32)



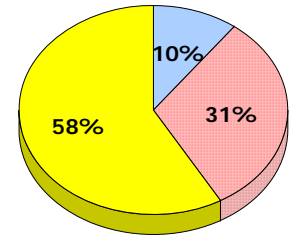
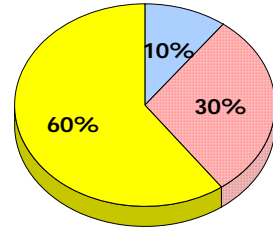
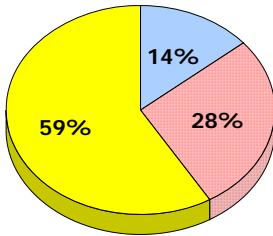
**2012**

Apr 30,  
2012 (40)



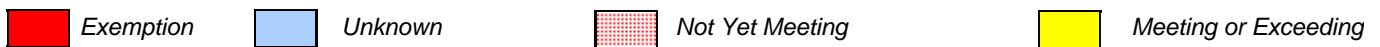
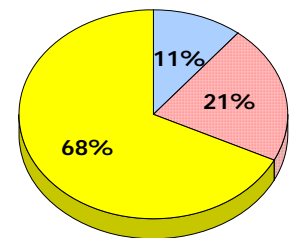
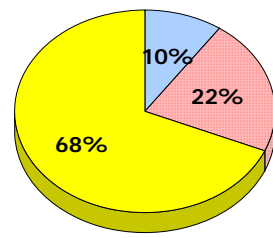
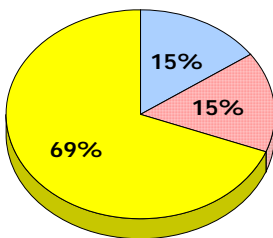
**2011**

AGR (29)



**2010**

AGR (13)

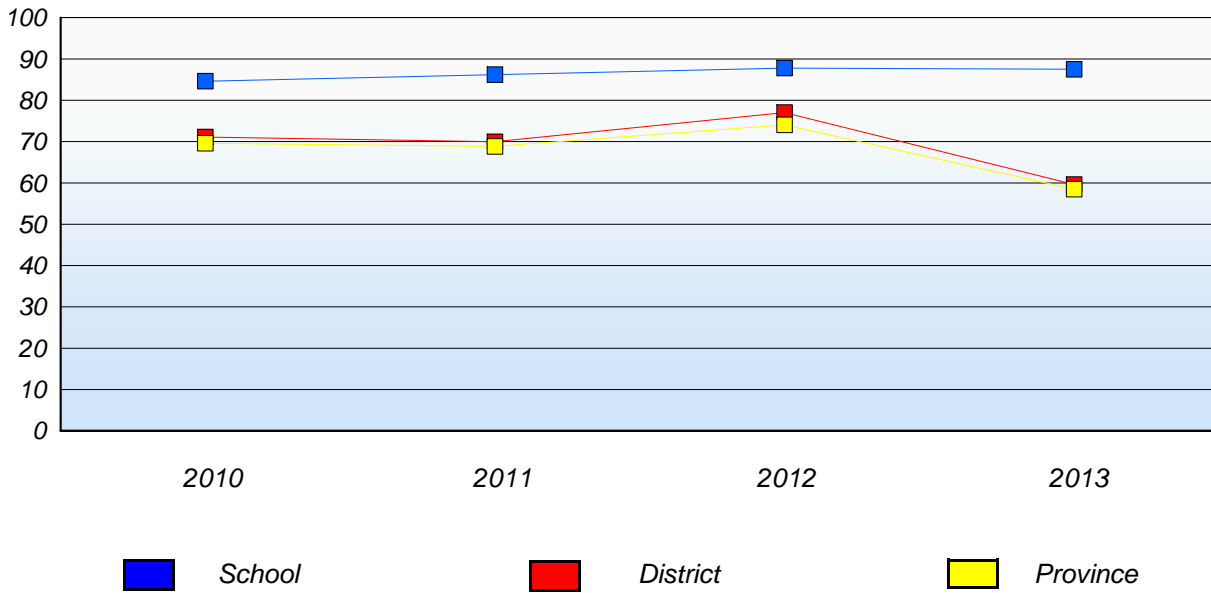


\* In some cases, CRT numbers may exceed AGR numbers based on late enrolments. Pie chart is based on the number of students who wrote the CRT.  
\* Mushuau Innu Natuashish School and Sheshatshiu Innu School are excluded from district and provincial results.

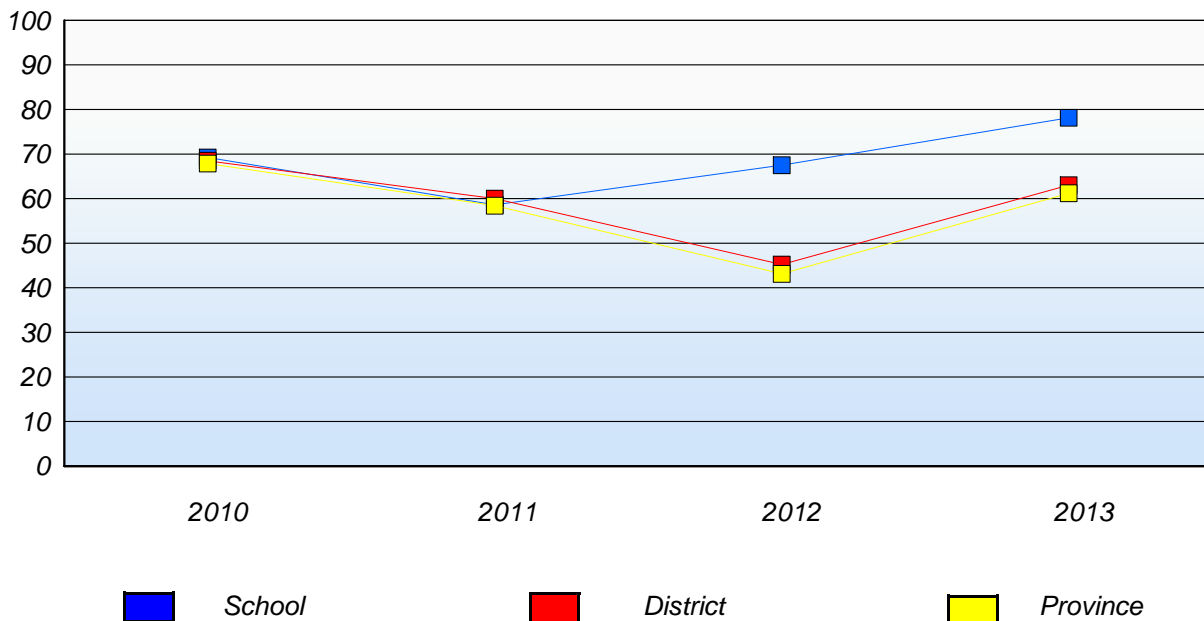
District 4 - Eastern

School #: 435 St. Anne's Academy

**Demand Writing**  
Percentage of students at level 3 or above (2010 - 2013)



**Reading**  
Percentage of students at level 3 or above (2010 - 2013)



\* In some cases, CRT numbers may exceed AGR numbers based on late enrolments. Pie chart is based on the number of students who wrote the CRT.

\* Mushuau Innu Natuashish School and Sheshatshiu Innu School are excluded from district and provincial results.

District 4 - Eastern

School #: 438 Epiphany Elementary

**Demand Writing**

School

District

Province

Creative Writing

Persuasive Writing

Creative Writing

Persuasive Writing

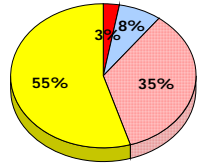
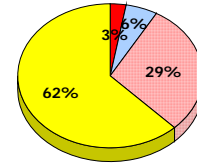
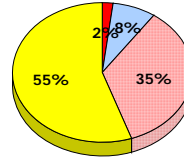
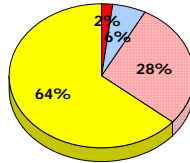
Creative Writing

Persuasive Writing

**2013**

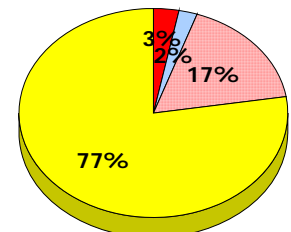
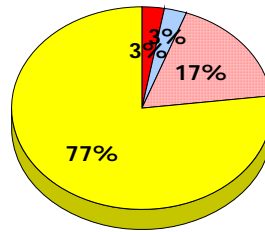
Apr 30, 2013 (4)

*School data with 5 or fewer students withheld for reasons of confidentiality.*



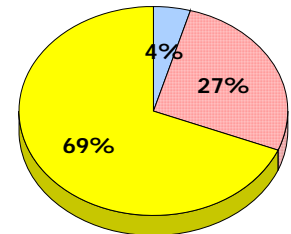
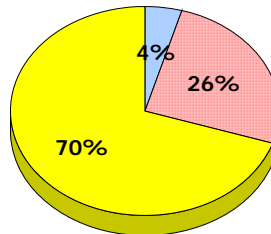
**2012**

Apr 30, 2012 (7)



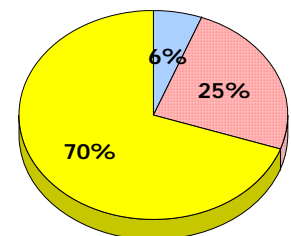
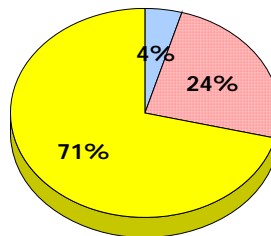
**2011**

AGR (5)



**2010**

AGR (10)



Exemption

Unknown

Not Yet Meeting

Meeting or Exceeding

\* In some cases, CRT numbers may exceed AGR numbers based on late enrolments. Pie chart is based on the number of students who wrote the CRT.

\* Mushuau Innu Natuashish School and Sheshatshiu Innu School are excluded from district and provincial results.

District 4 - Eastern

School #: 438 Epiphany Elementary

**Reading**

**School**

**District**

**Province**

Non - Fiction

Fiction

Non - Fiction

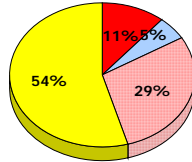
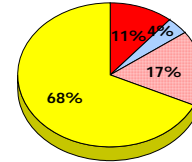
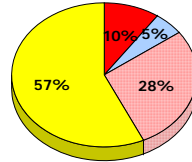
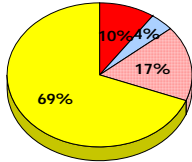
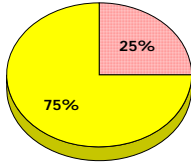
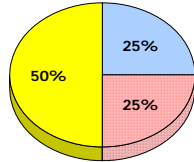
Fiction

Non - Fiction

Fiction

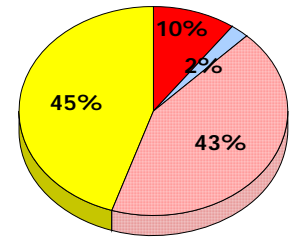
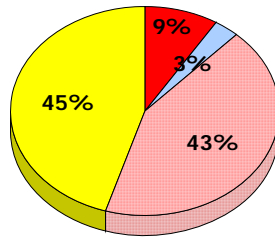
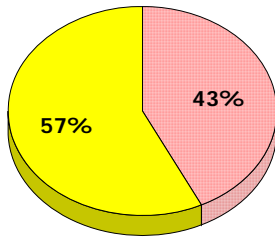
**2013**

Apr 30,  
2013 (4)



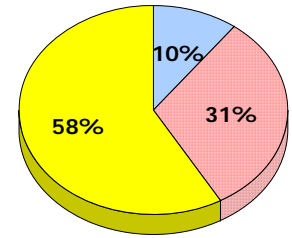
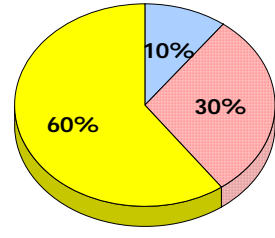
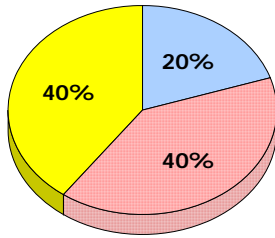
**2012**

Apr 30,  
2012 (7)



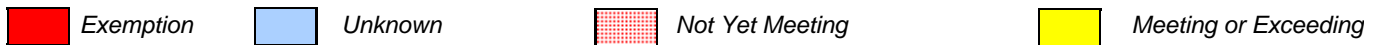
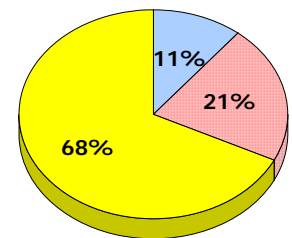
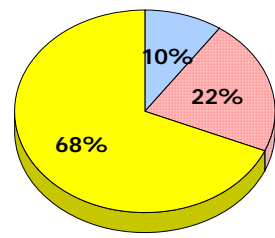
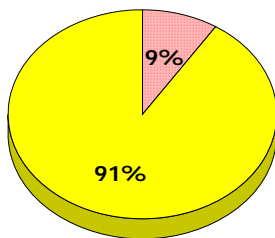
**2011**

AGR (5)



**2010**

AGR (10)

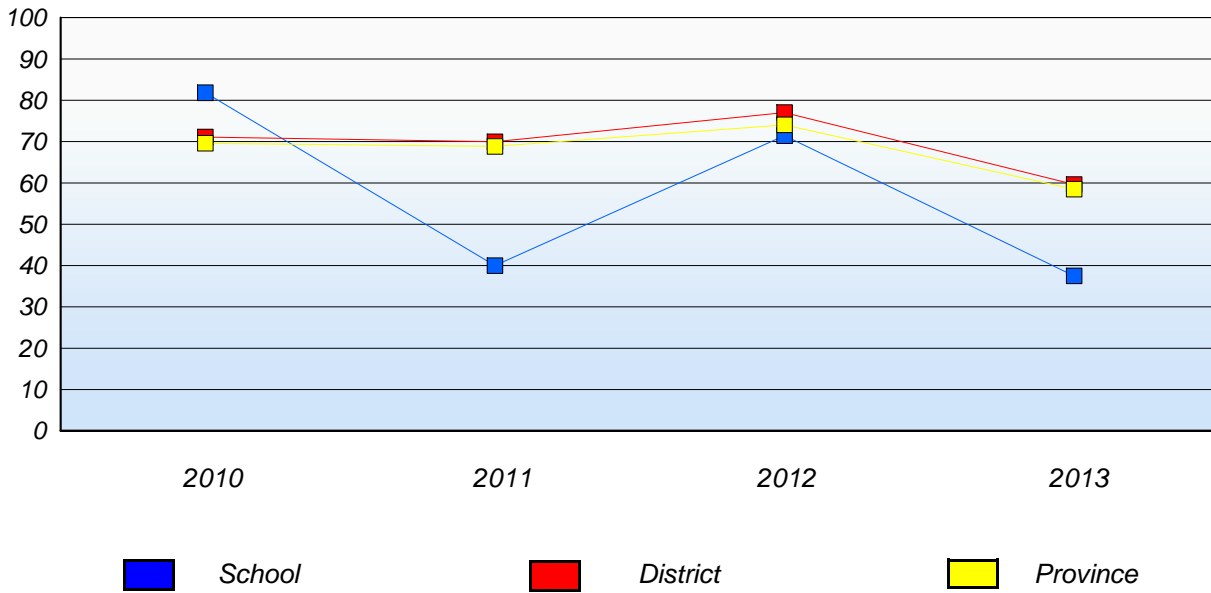


\* In some cases, CRT numbers may exceed AGR numbers based on late enrolments. Pie chart is based on the number of students who wrote the CRT.  
\* Mushuau Innu Natuashish School and Sheshatshiu Innu School are excluded from district and provincial results.

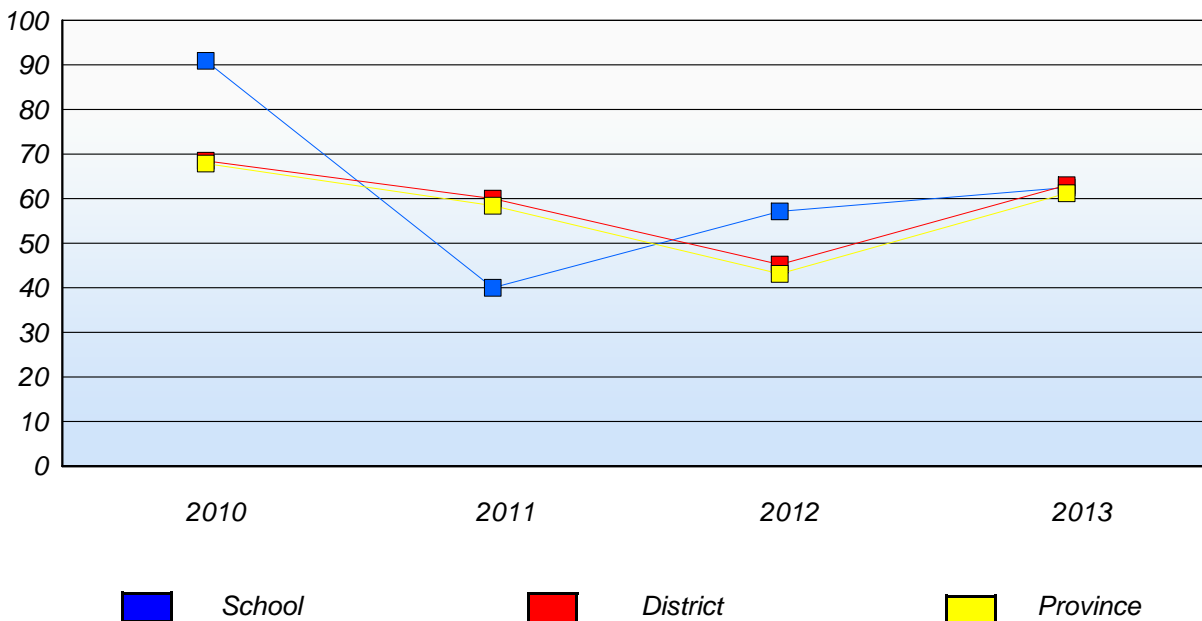
District 4 - Eastern

School #: 438 Epiphany Elementary

**Demand Writing**  
Percentage of students at level 3 or above (2010 - 2013)



**Reading**  
Percentage of students at level 3 or above (2010 - 2013)



\* In some cases, CRT numbers may exceed AGR numbers based on late enrolments. Pie chart is based on the number of students who wrote the CRT.

\* Mushuau Innu Natuashish School and Sheshatshiu Innu School are excluded from district and provincial results.

District 4 - Eastern

School #: 442 Persalvic Elementary

**Demand Writing**

School

District

Province

Creative Writing

Persuasive Writing

Creative Writing

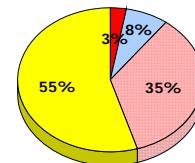
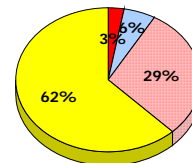
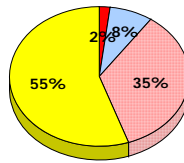
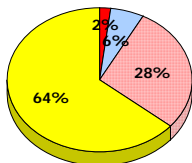
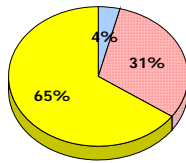
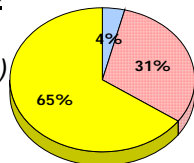
Persuasive Writing

Creative Writing

Persuasive Writing

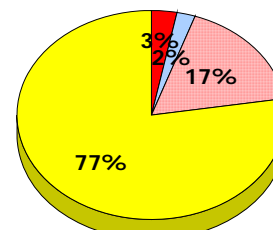
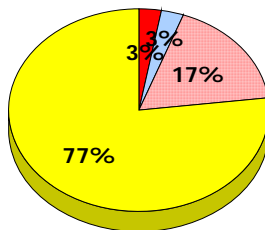
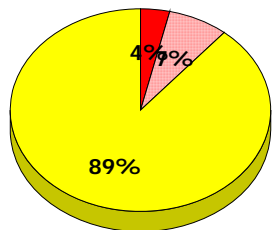
**2013**

Apr 30, 2013 (26)



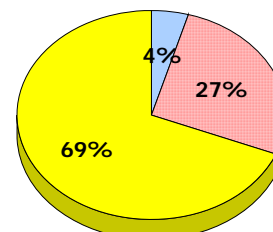
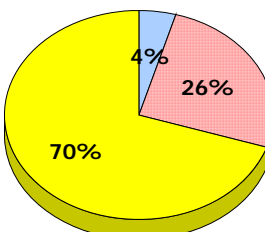
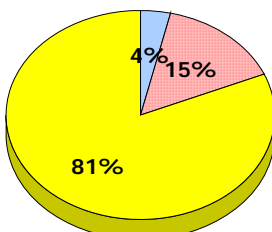
**2012**

Apr 30, 2012 (26)



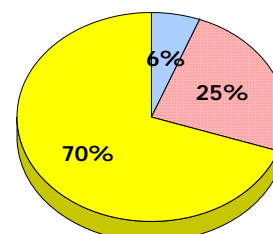
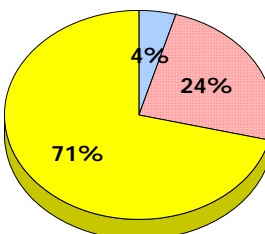
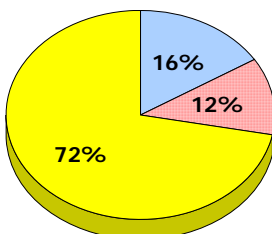
**2011**

AGR (27)



**2010**

AGR (25)



■ Exemption     
 ■ Unknown     
 ■ Not Yet Meeting     
 ■ Meeting or Exceeding

\* In some cases, CRT numbers may exceed AGR numbers based on late enrolments. Pie chart is based on the number of students who wrote the CRT.  
 \* Mushuau Innu Natuashish School and Sheshatshiu Innu School are excluded from district and provincial results.



District 4 - Eastern

School #: 442 Persalvic Elementary

**Reading**

**School**

**District**

**Province**

Non - Fiction

Fiction

Non - Fiction

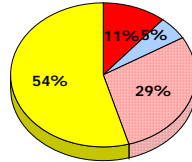
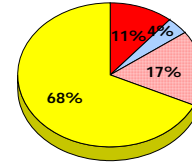
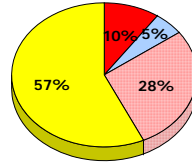
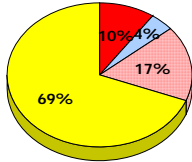
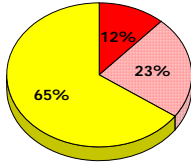
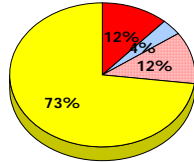
Fiction

Non - Fiction

Fiction

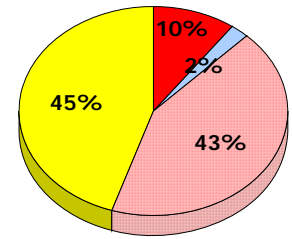
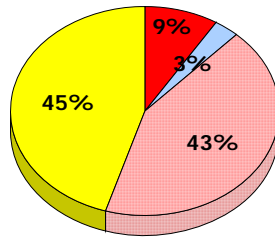
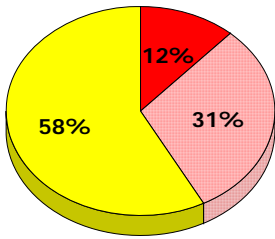
**2013**

Apr 30,  
2013 (26)



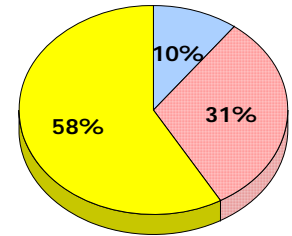
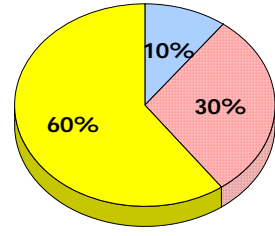
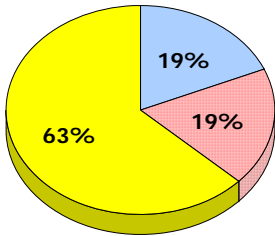
**2012**

Apr 30,  
2012 (26)



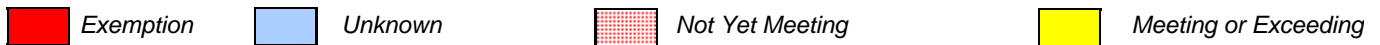
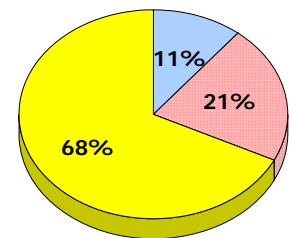
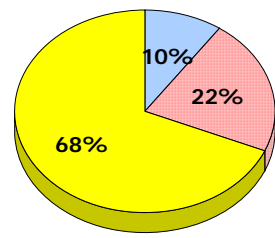
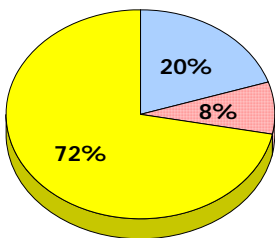
**2011**

AGR (27)



**2010**

AGR (25)

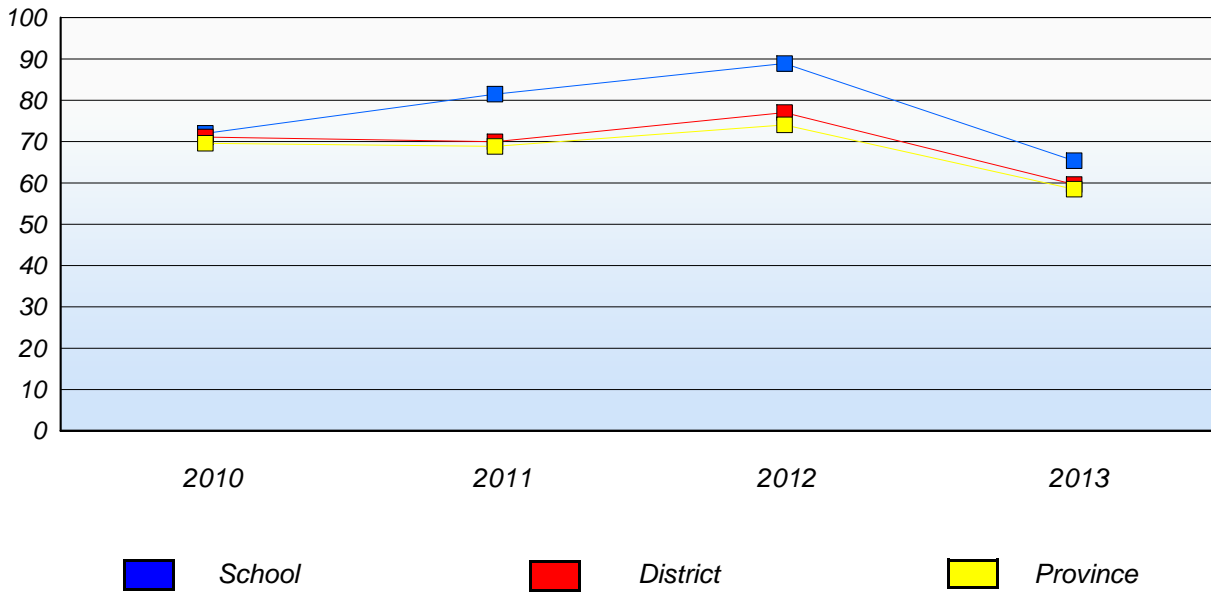


\* In some cases, CRT numbers may exceed AGR numbers based on late enrolments. Pie chart is based on the number of students who wrote the CRT.  
 \* Mushuau Innu Natuashish School and Sheshatshiu Innu School are excluded from district and provincial results.

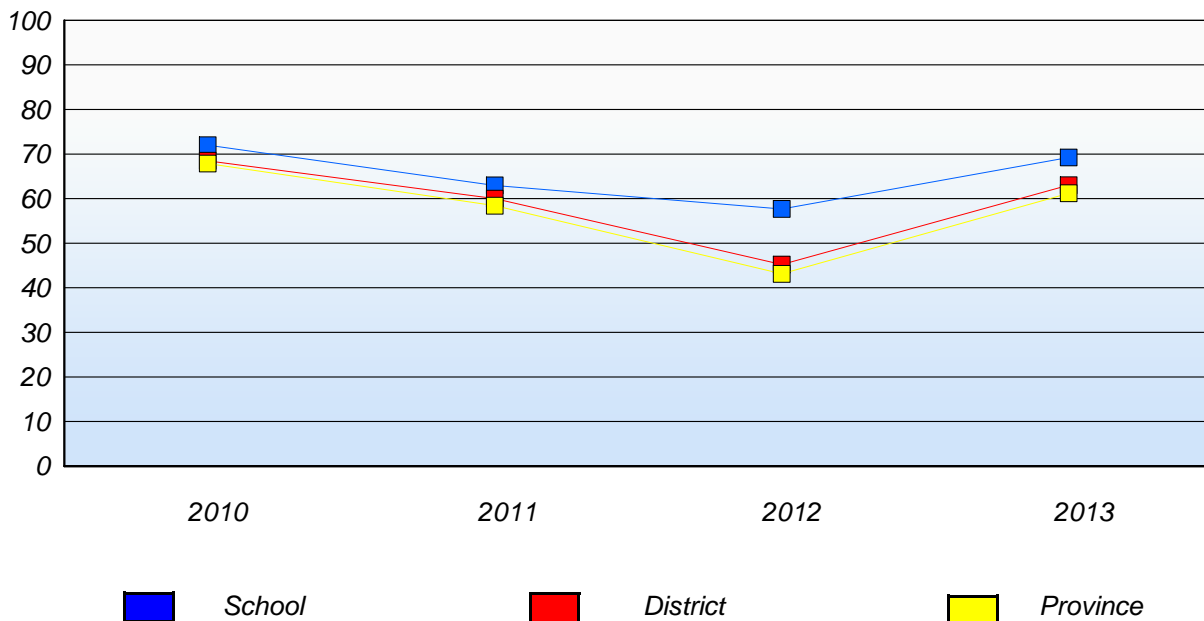
District 4 - Eastern

School #: 442    Persalvic Elementary

**Demand Writing**  
 Percentage of students at level 3 or above (2010 - 2013)



**Reading**  
 Percentage of students at level 3 or above (2010 - 2013)



\* In some cases, CRT numbers may exceed AGR numbers based on late enrolments. Pie chart is based on the number of students who wrote the CRT.

\* Mushuau Innu Natuashish School and Sheshatshiu Innu School are excluded from district and provincial results.

District 4 - Eastern

School #: 444 Cabot Academy

**Demand Writing**

**School**

**District**

**Province**

Creative Writing

Persuasive Writing

Creative Writing

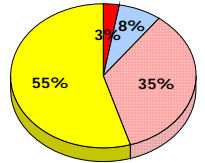
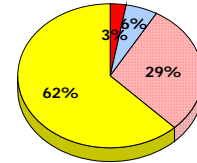
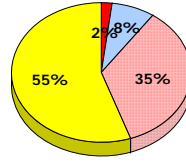
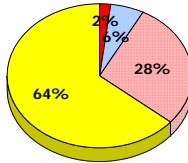
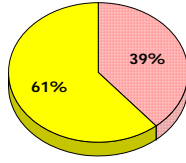
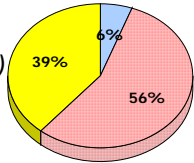
Persuasive Writing

Creative Writing

Persuasive Writing

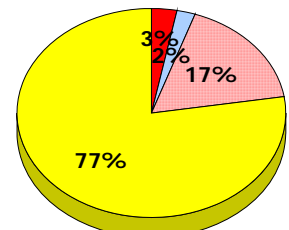
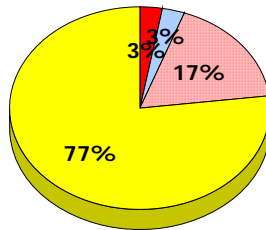
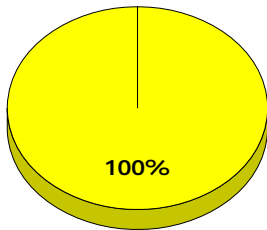
**2013**

Apr 30, 2013 (18)



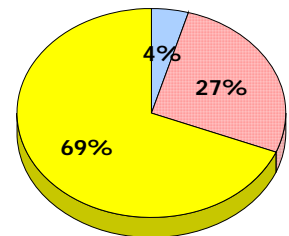
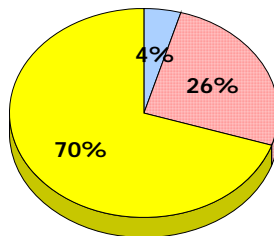
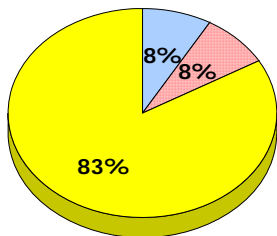
**2012**

Apr 30, 2012 (9)



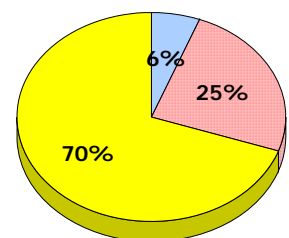
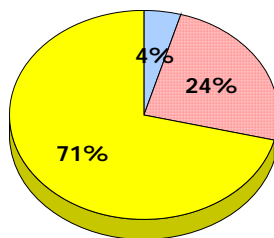
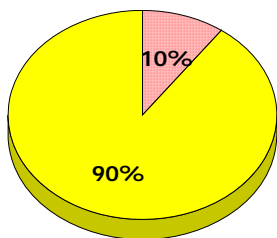
**2011**

AGR (12)



**2010**

AGR (10)



■ Exemption     
 ■ Unknown     
  Not Yet Meeting     
 ■ Meeting or Exceeding

\* In some cases, CRT numbers may exceed AGR numbers based on late enrolments. Pie chart is based on the number of students who wrote the CRT.  
 \* Mushuau Innu Natuashish School and Sheshatshiu Innu School are excluded from district and provincial results.

Primary English Language Arts  
4 Year Provincial Assessment, June 2013  
Student Population Report  
(average scores)

District 4 - Eastern

School #: 444 Cabot Academy

**Reading**

**School**

**District**

**Province**

Non - Fiction

Fiction

Non - Fiction

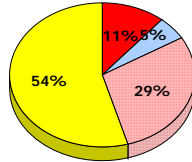
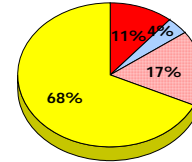
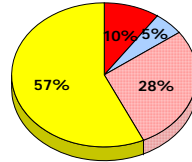
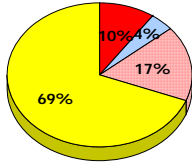
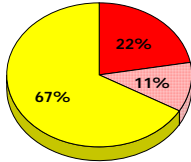
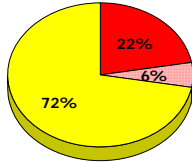
Fiction

Non - Fiction

Fiction

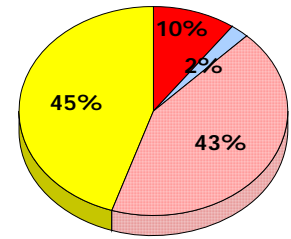
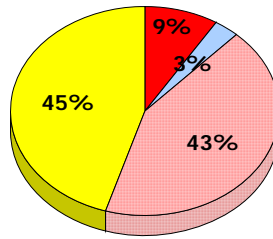
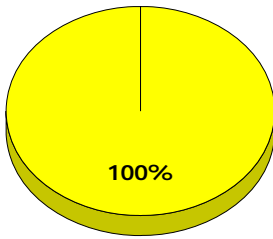
**2013**

Apr 30,  
2013 (18)



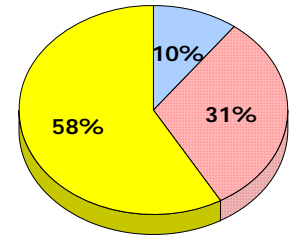
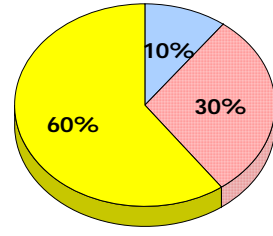
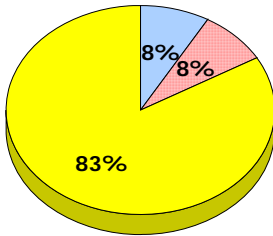
**2012**

Apr 30,  
2012 (9)



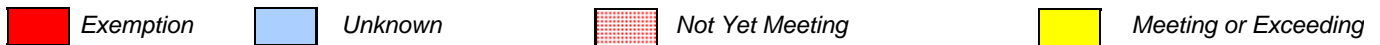
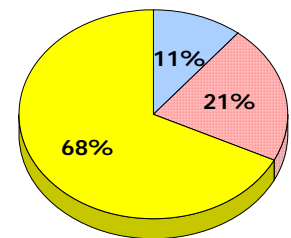
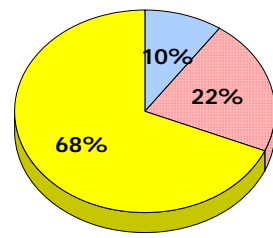
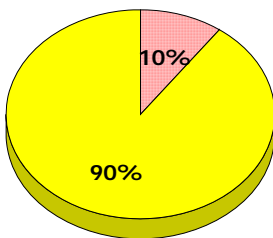
**2011**

AGR (12)



**2010**

AGR (10)

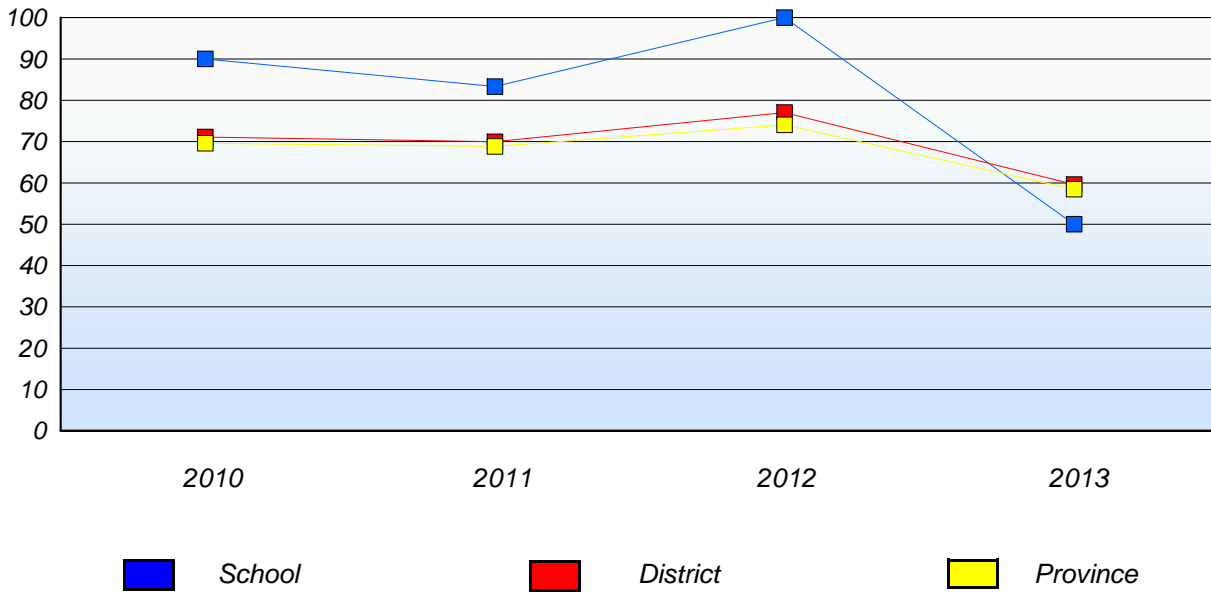


\* In some cases, CRT numbers may exceed AGR numbers based on late enrolments. Pie chart is based on the number of students who wrote the CRT.  
 \* Mushuau Innu Natuashish School and Sheshatshiu Innu School are excluded from district and provincial results.

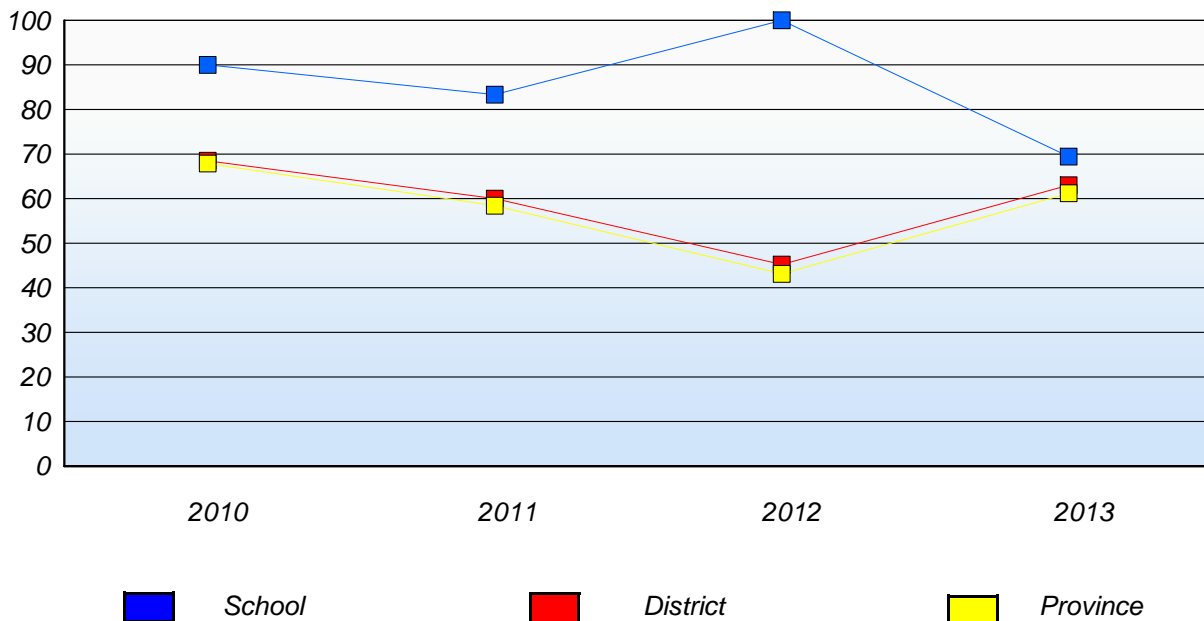
District 4 - Eastern

School #: 444 Cabot Academy

**Demand Writing**  
Percentage of students at level 3 or above (2010 - 2013)



**Reading**  
Percentage of students at level 3 or above (2010 - 2013)



\* In some cases, CRT numbers may exceed AGR numbers based on late enrolments. Pie chart is based on the number of students who wrote the CRT.

\* Mushuau Innu Natuashish School and Sheshatshiu Innu School are excluded from district and provincial results.

District 4 - Eastern

School #: 446 Whitbourne Elementary

**Demand Writing**

School

District

Province

Creative Writing

Persuasive Writing

Creative Writing

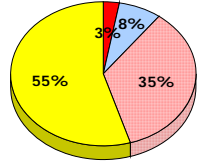
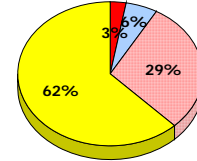
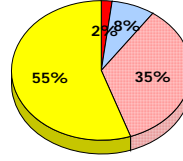
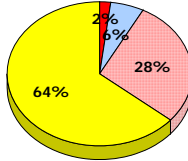
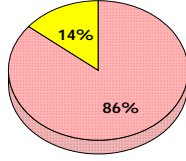
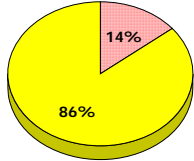
Persuasive Writing

Creative Writing

Persuasive Writing

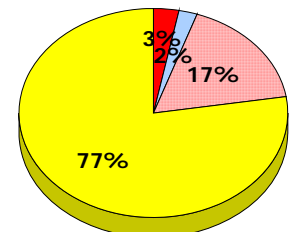
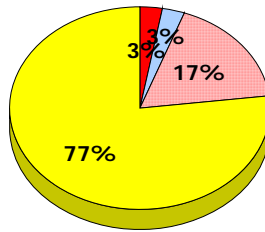
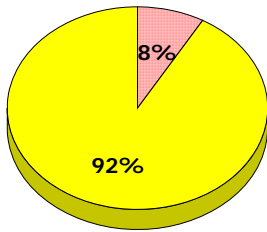
**2013**

Apr 30, 2013 (7)



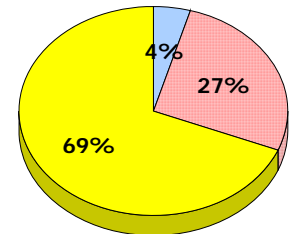
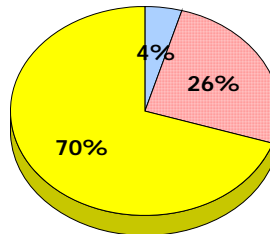
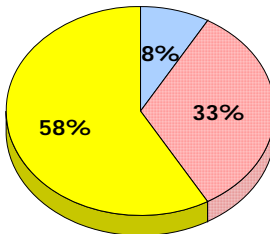
**2012**

Apr 30, 2012 (12)



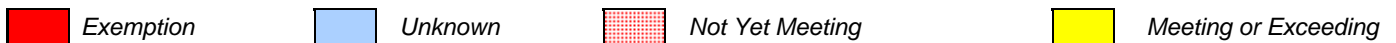
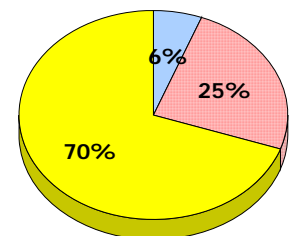
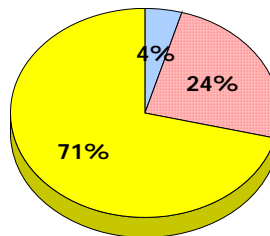
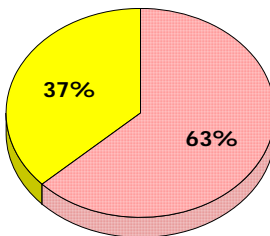
**2011**

AGR (12)



**2010**

AGR (19)



\* In some cases, CRT numbers may exceed AGR numbers based on late enrolments. Pie chart is based on the number of students who wrote the CRT.  
\* Mushuau Innu Natuashish School and Sheshatshiu Innu School are excluded from district and provincial results.

Primary English Language Arts  
4 Year Provincial Assessment, June 2013  
Student Population Report  
(average scores)

District 4 - Eastern

School #: 446 Whitbourne Elementary

**Reading**

**School**

**District**

**Province**

Non - Fiction

Fiction

Non - Fiction

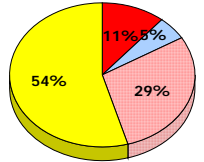
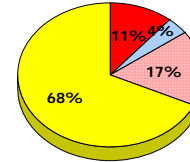
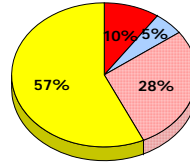
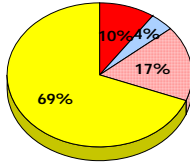
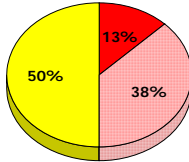
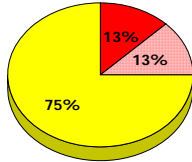
Fiction

Non - Fiction

Fiction

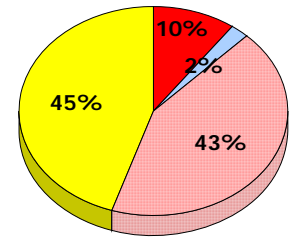
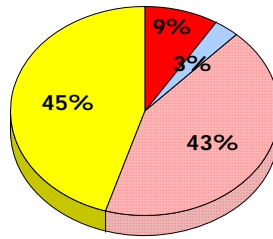
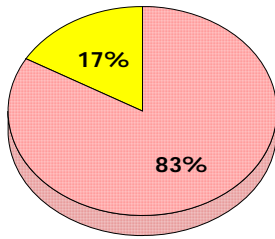
**2013**

Apr 30,  
2013 (7)



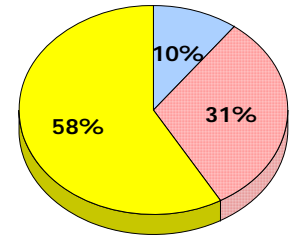
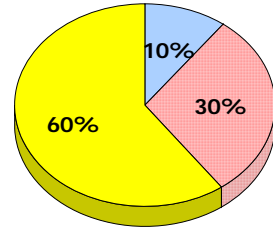
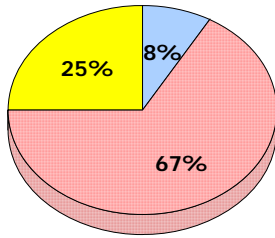
**2012**

Apr 30,  
2012 (12)



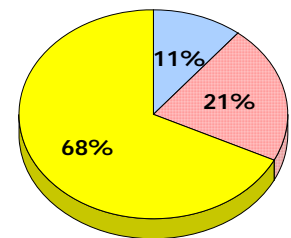
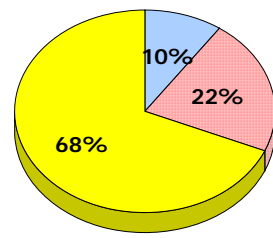
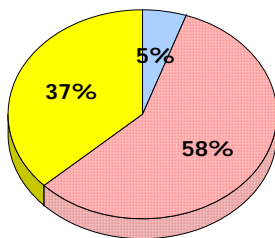
**2011**

AGR (12)



**2010**

AGR (19)



■ Exemption    
 ■ Unknown    
 ■ Not Yet Meeting    
 ■ Meeting or Exceeding

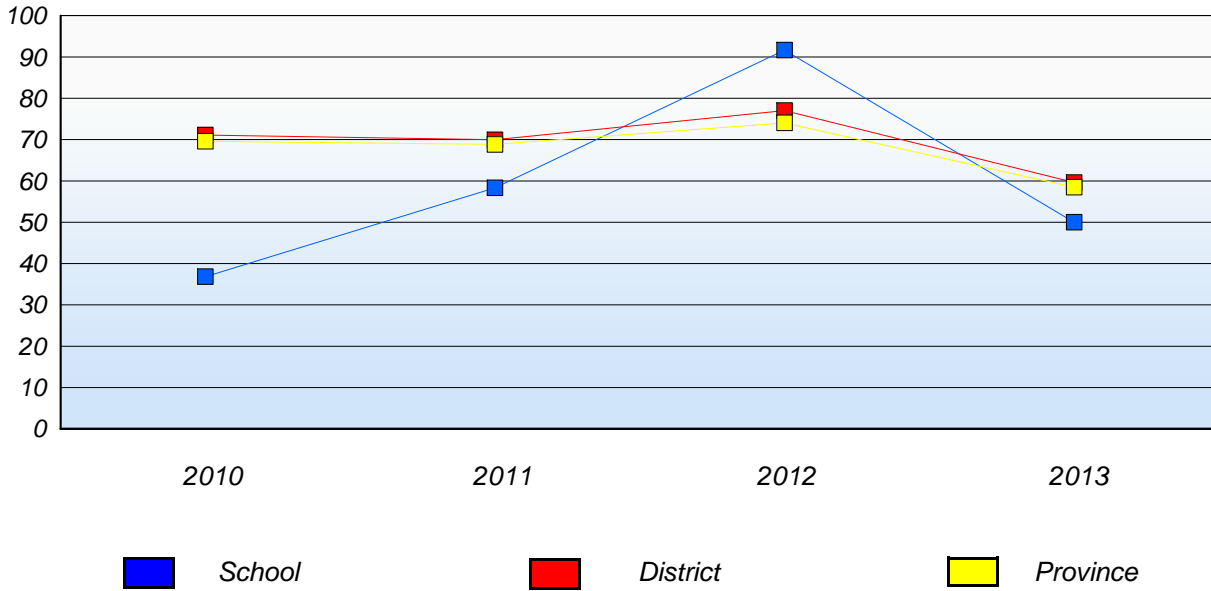
\* In some cases, CRT numbers may exceed AGR numbers based on late enrolments. Pie chart is based on the number of students who wrote the CRT.  
 \* Mushuau Innu Natuashish School and Sheshatshiu Innu School are excluded from district and provincial results.

District 4 - Eastern

School #: 446 Whitbourne Elementary

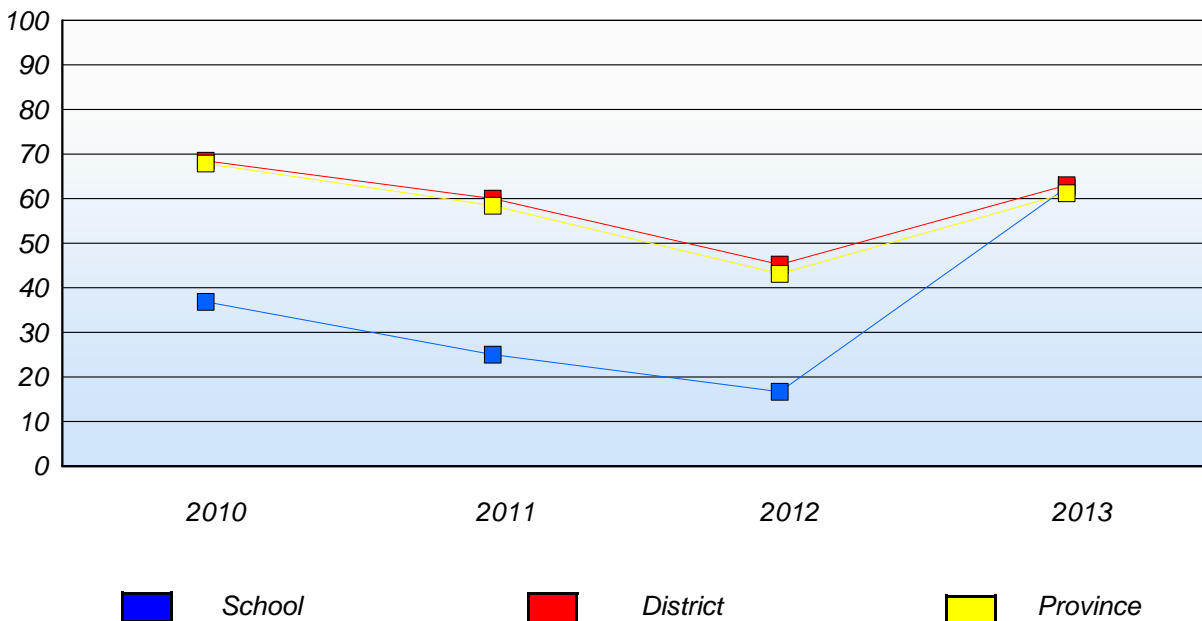
**Demand Writing**

Percentage of students at level 3 or above (2010 - 2013)



**Reading**

Percentage of students at level 3 or above (2010 - 2013)



\* In some cases, CRT numbers may exceed AGR numbers based on late enrolments. Pie chart is based on the number of students who wrote the CRT.

\* Mushuau Innu Natuashish School and Sheshatshiu Innu School are excluded from district and provincial results.



District 4 - Eastern

School #: 447 Baltimore School Complex

**Demand Writing**

School

District

Province

Creative Writing

Persuasive Writing

Creative Writing

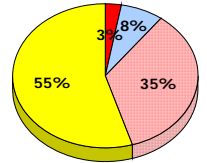
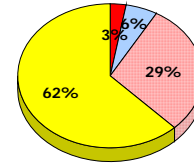
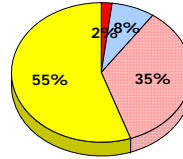
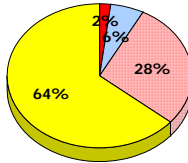
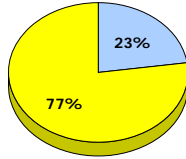
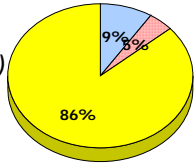
Persuasive Writing

Creative Writing

Persuasive Writing

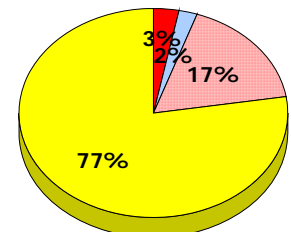
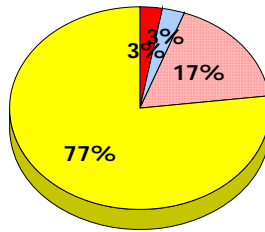
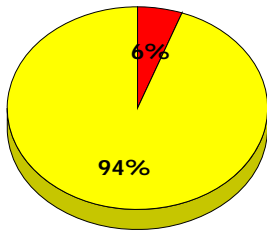
**2013**

Apr 30, 2013 (22)



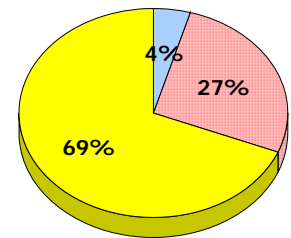
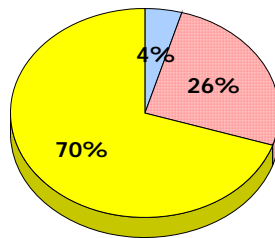
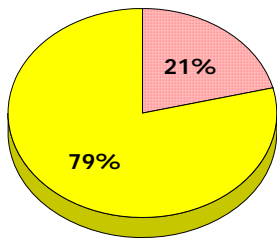
**2012**

Apr 30, 2012 (18)




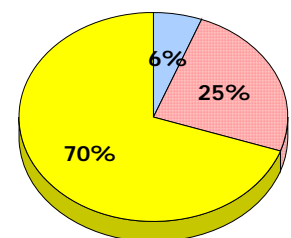
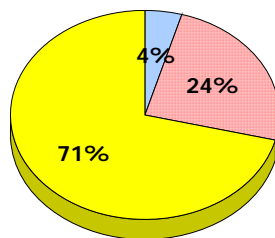
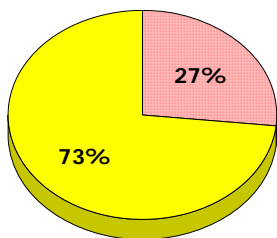
**2011**

AGR (18)



**2010**

AGR (15)



\* In some cases, CRT numbers may exceed AGR numbers based on late enrolments. Pie chart is based on the number of students who wrote the CRT.  
\* Mushuau Innu Natuashish School and Sheshatshiu Innu School are excluded from district and provincial results.

Primary English Language Arts  
4 Year Provincial Assessment, June 2013  
Student Population Report  
(average scores)

District 4 - Eastern

School #: 447 Baltimore School Complex

**Reading**

**School**

**District**

**Province**

Non - Fiction

Fiction

Non - Fiction

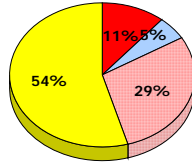
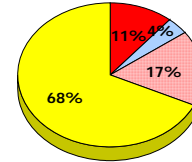
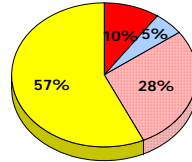
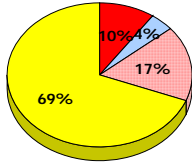
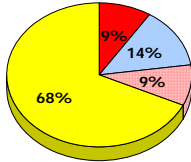
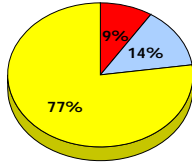
Fiction

Non - Fiction

Fiction

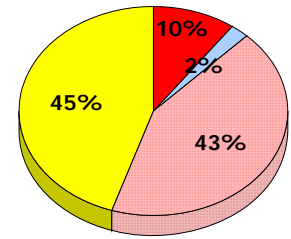
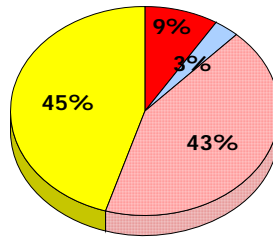
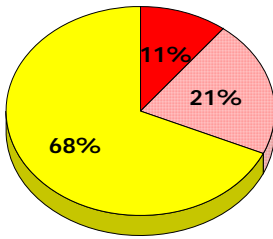
**2013**

Apr 30,  
2013 (22)



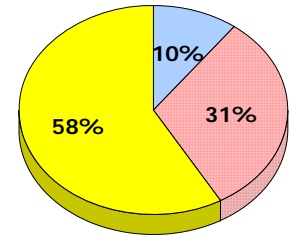
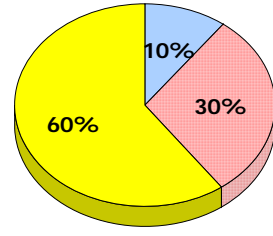
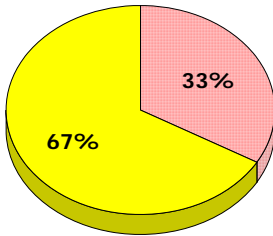
**2012**

Apr 30,  
2012 (18)



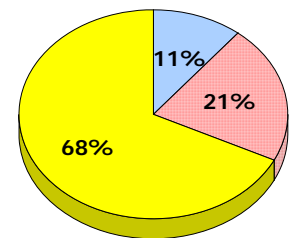
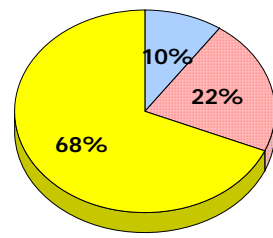
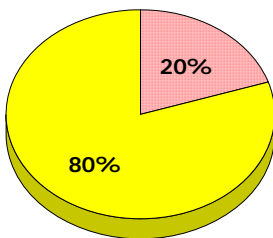
**2011**

AGR (18)



**2010**

AGR (15)



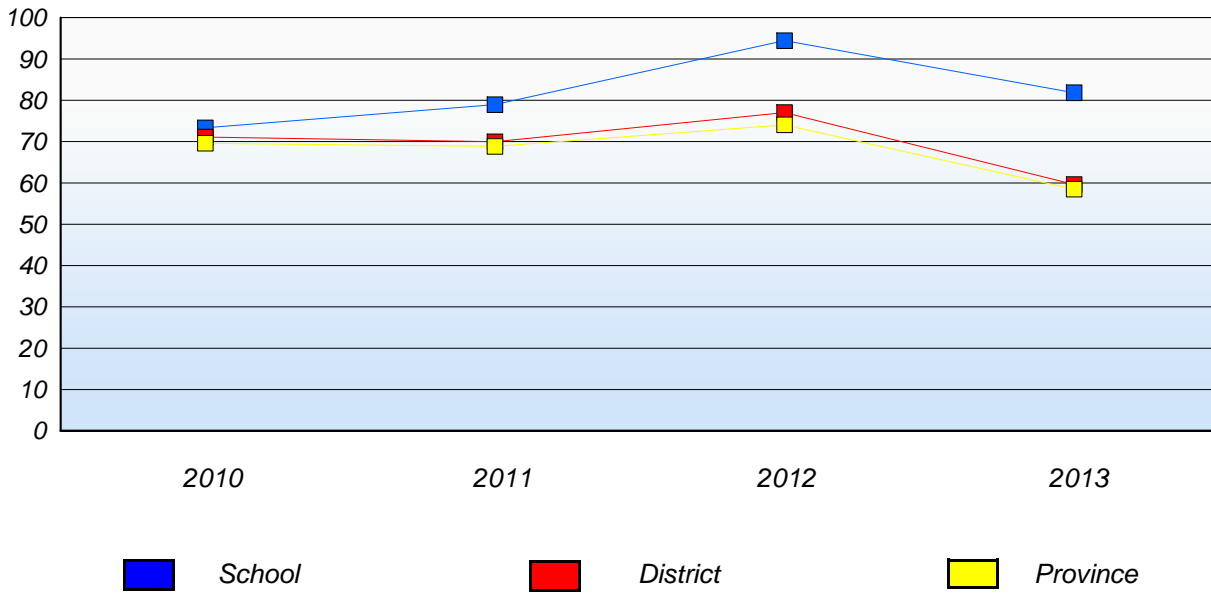
■ Exemption    
 ■ Unknown    
 ■ Not Yet Meeting    
 ■ Meeting or Exceeding

\* In some cases, CRT numbers may exceed AGR numbers based on late enrolments. Pie chart is based on the number of students who wrote the CRT.  
 \* Mushuau Innu Natuashish School and Sheshatshiu Innu School are excluded from district and provincial results.

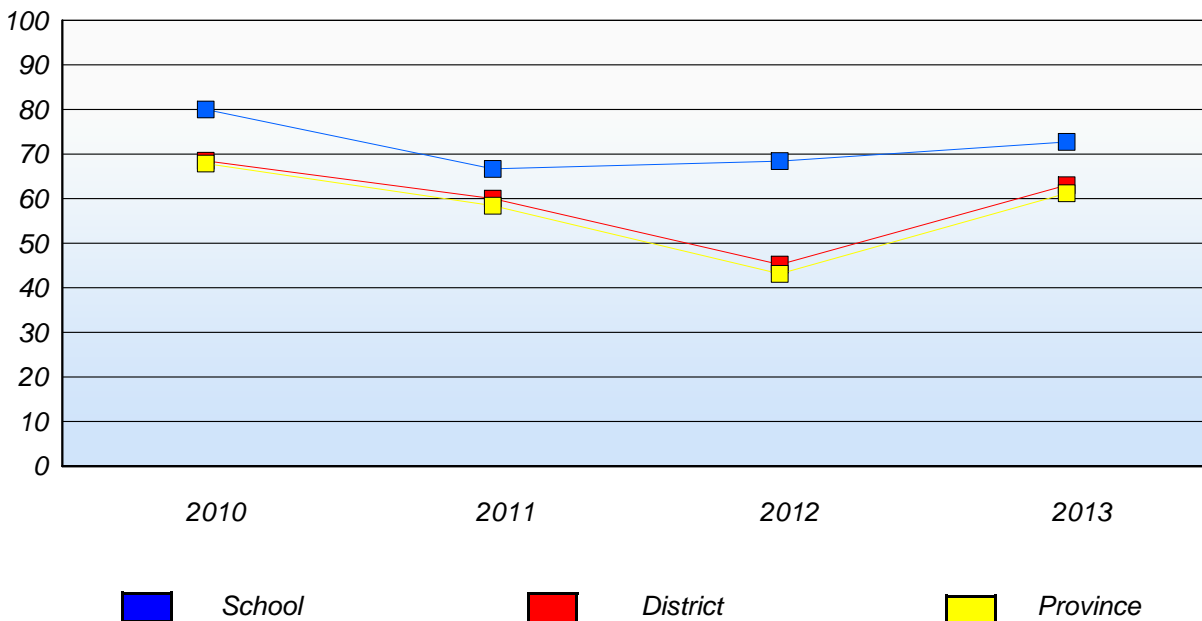
District 4 - Eastern

School #: 447    Baltimore School Complex

**Demand Writing**  
Percentage of students at level 3 or above (2010 - 2013)



**Reading**  
Percentage of students at level 3 or above (2010 - 2013)



\* In some cases, CRT numbers may exceed AGR numbers based on late enrolments. Pie chart is based on the number of students who wrote the CRT.

\* Mushuau Innu Natuashish School and Sheshatshiu Innu School are excluded from district and provincial results.

District 4 - Eastern

School #: 468 Hazelwood Elementary

***Demand Writing***

***School***

***District***

***Province***

*Creative Writing*

*Persuasive Writing*

*Creative Writing*

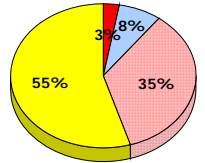
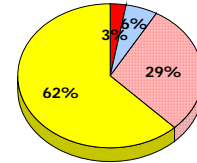
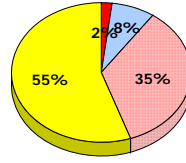
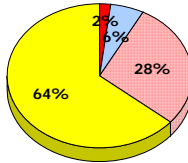
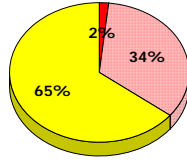
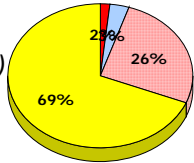
*Persuasive Writing*

*Creative Writing*

*Persuasive Writing*

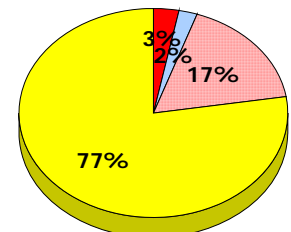
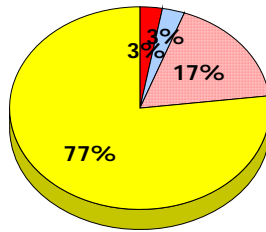
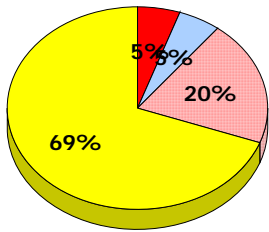
**2013**

Apr 30, 2013 (61)



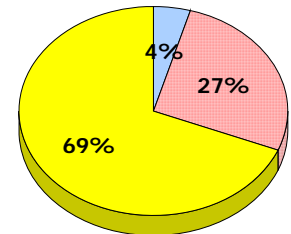
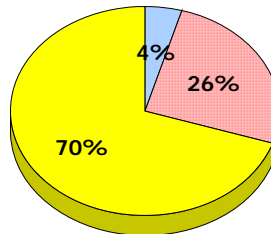
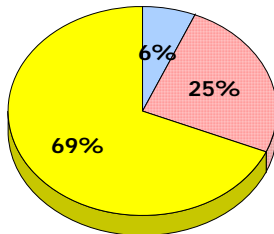
**2012**

Apr 30, 2012 (75)




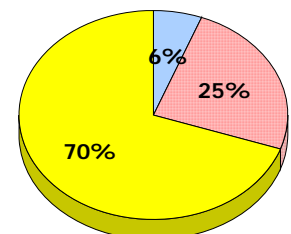
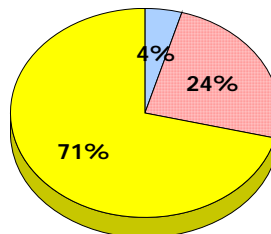
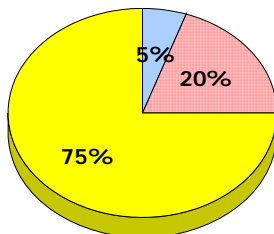
**2011**

AGR (80)



**2010**

AGR (76)



\* In some cases, CRT numbers may exceed AGR numbers based on late enrolments. Pie chart is based on the number of students who wrote the CRT.  
\* Mushuau Innu Natuashish School and Sheshatshiu Innu School are excluded from district and provincial results.

Primary English Language Arts  
4 Year Provincial Assessment, June 2013  
Student Population Report  
(average scores)

District 4 - Eastern

School #: 468 Hazelwood Elementary

**Reading**

**School**

**District**

**Province**

Non - Fiction

Fiction

Non - Fiction

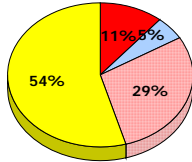
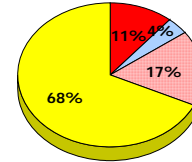
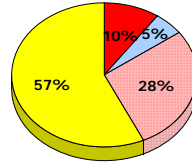
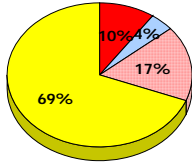
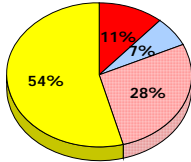
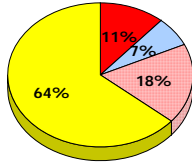
Fiction

Non - Fiction

Fiction

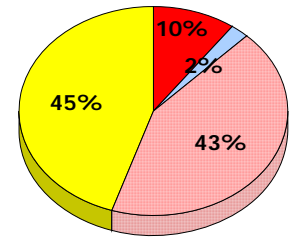
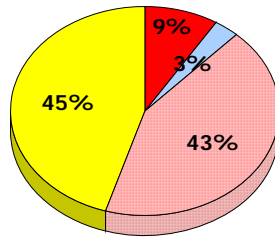
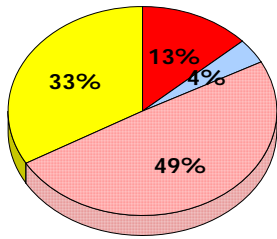
**2013**

Apr 30,  
2013 (61)



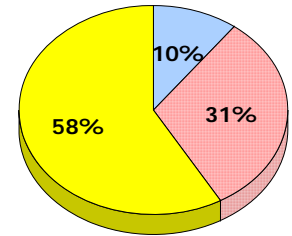
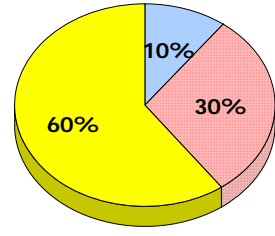
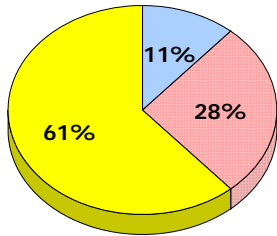
**2012**

Apr 30,  
2012 (75)



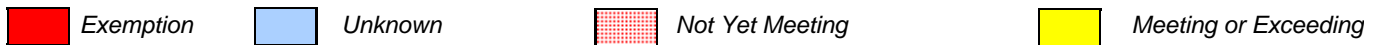
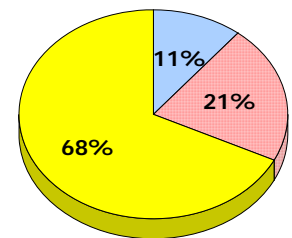
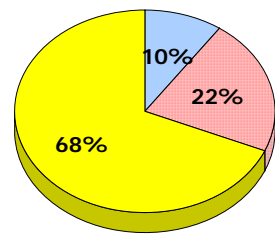
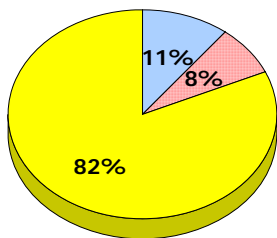
**2011**

AGR (80)



**2010**

AGR (76)

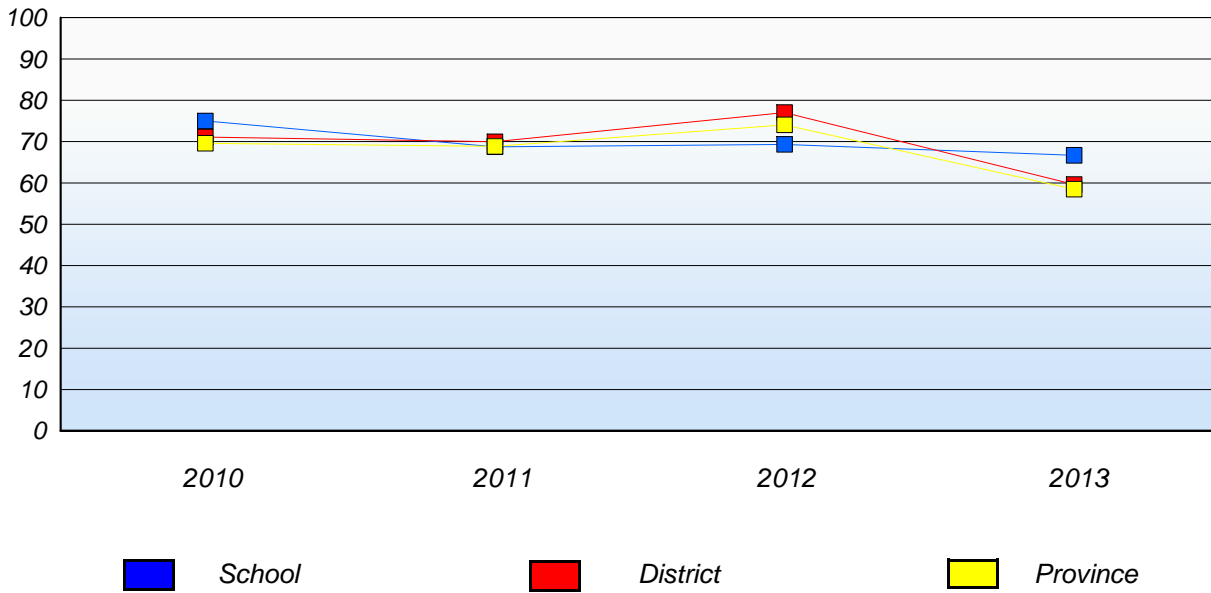


\* In some cases, CRT numbers may exceed AGR numbers based on late enrolments. Pie chart is based on the number of students who wrote the CRT.  
 \* Mushuau Innu Natuashish School and Sheshatshiu Innu School are excluded from district and provincial results.

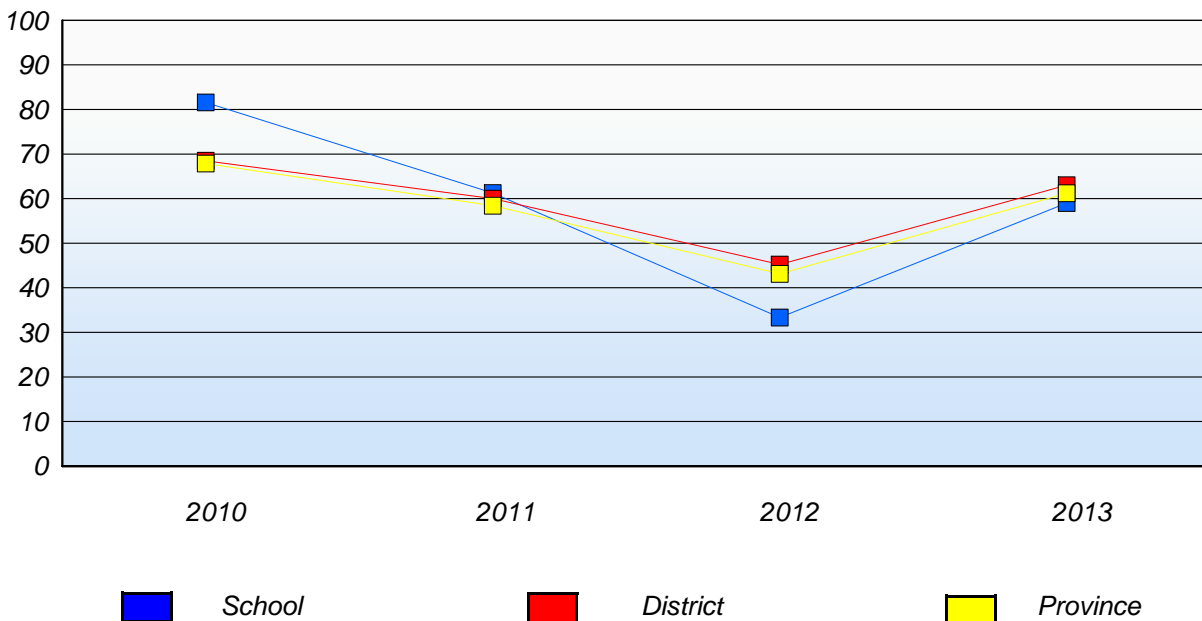
District 4 - Eastern

School #: 468 Hazelwood Elementary

**Demand Writing**  
Percentage of students at level 3 or above (2010 - 2013)



**Reading**  
Percentage of students at level 3 or above (2010 - 2013)



\* In some cases, CRT numbers may exceed AGR numbers based on late enrolments. Pie chart is based on the number of students who wrote the CRT.

\* Mushuau Innu Natuashish School and Sheshatshiu Innu School are excluded from district and provincial results.

District 4 - Eastern

School #: 473 Cape St. Francis Elementary

**Demand Writing**

School

District

Province

Creative Writing

Persuasive Writing

Creative Writing

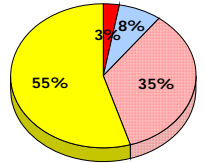
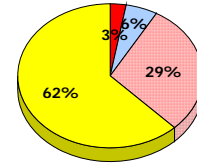
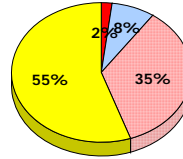
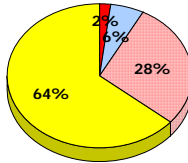
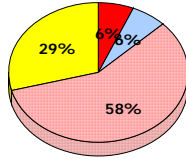
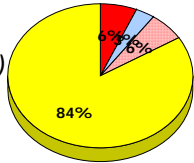
Persuasive Writing

Creative Writing

Persuasive Writing

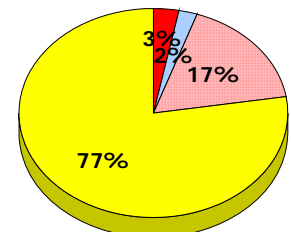
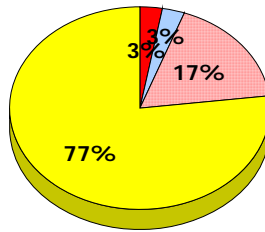
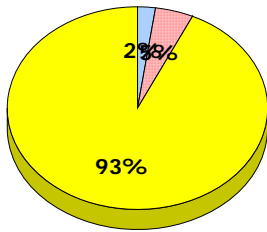
**2013**

Apr 30, 2013 (31)



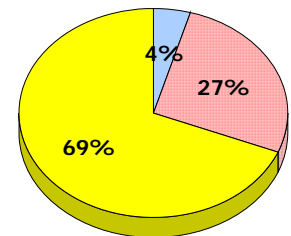
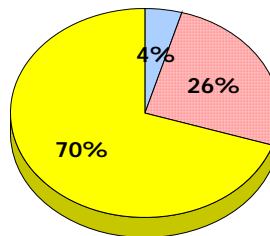
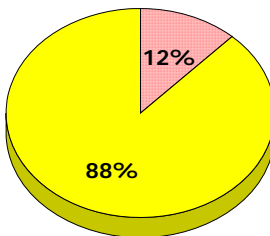
**2012**

Apr 30, 2012 (44)



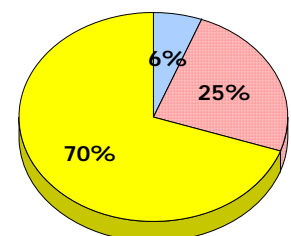
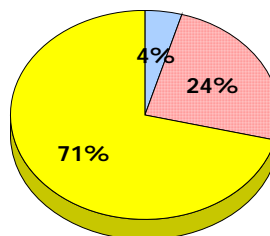
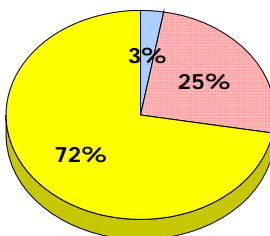
**2011**

AGR (42)



**2010**

AGR (36)



\* In some cases, CRT numbers may exceed AGR numbers based on late enrolments. Pie chart is based on the number of students who wrote the CRT.  
\* Mushuau Innu Natuashish School and Sheshatshiu Innu School are excluded from district and provincial results.

Primary English Language Arts  
4 Year Provincial Assessment, June 2013  
Student Population Report  
(average scores)

District 4 - Eastern

School #: 473 Cape St. Francis Elementary

**Reading**

**School**

**District**

**Province**

Non - Fiction

Fiction

Non - Fiction

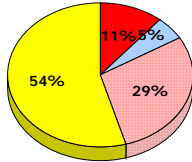
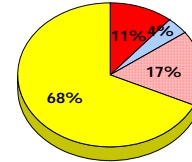
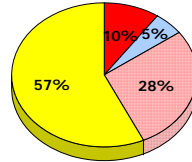
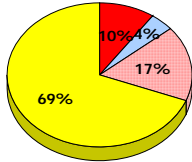
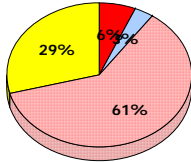
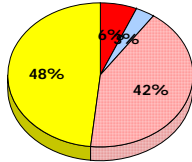
Fiction

Non - Fiction

Fiction

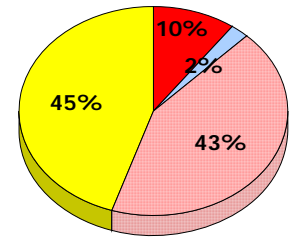
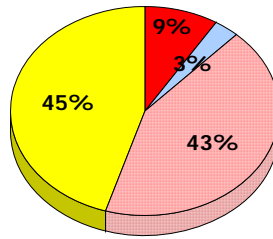
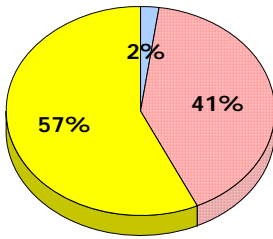
**2013**

Apr 30,  
2013 (31)



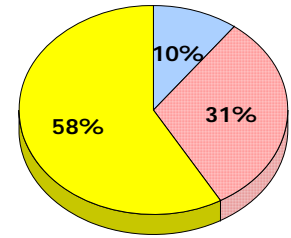
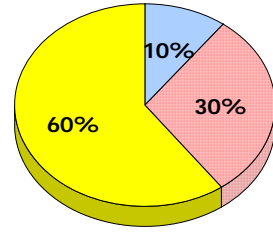
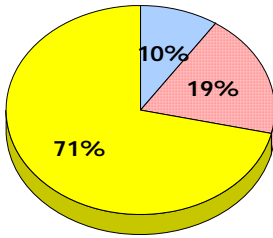
**2012**

Apr 30,  
2012 (44)



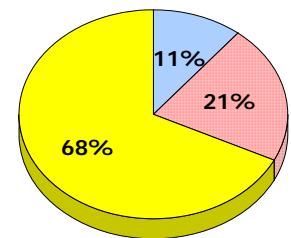
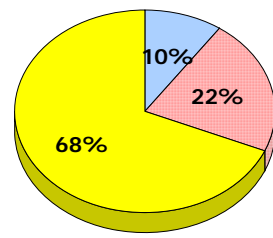
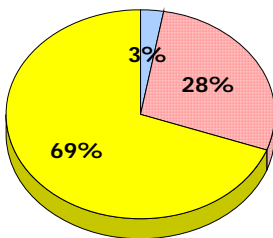
**2011**

AGR (42)



**2010**

AGR (36)



■ Exemption    
 ■ Unknown    
 ■ Not Yet Meeting    
 ■ Meeting or Exceeding

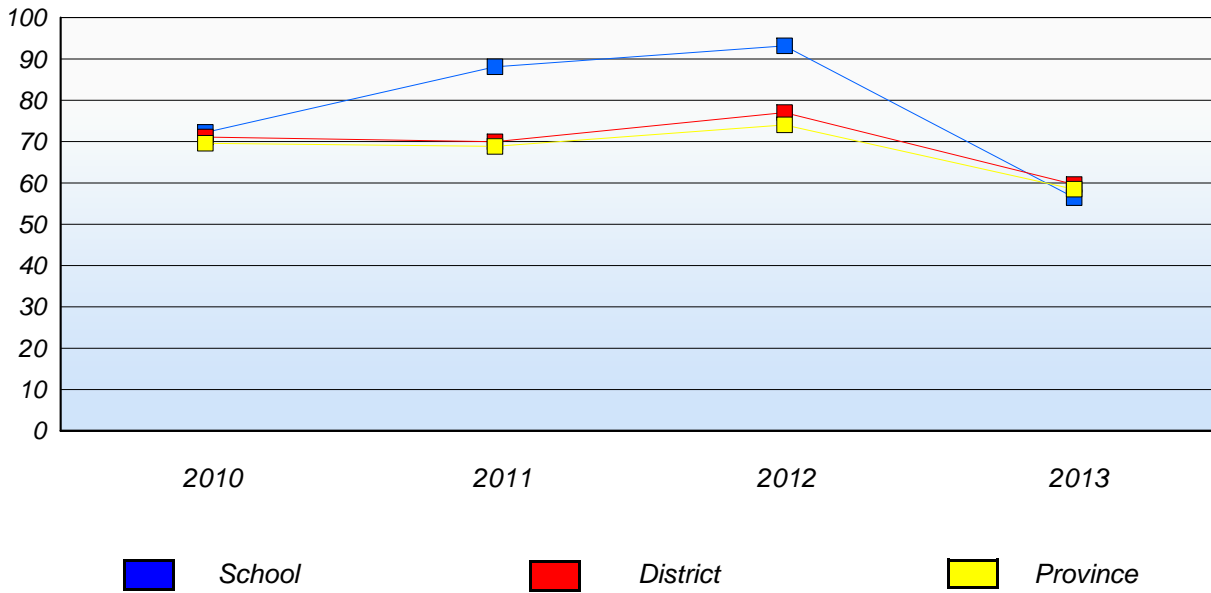
\* In some cases, CRT numbers may exceed AGR numbers based on late enrolments. Pie chart is based on the number of students who wrote the CRT.  
 \* Mushuau Innu Natuashish School and Sheshatshiu Innu School are excluded from district and provincial results.



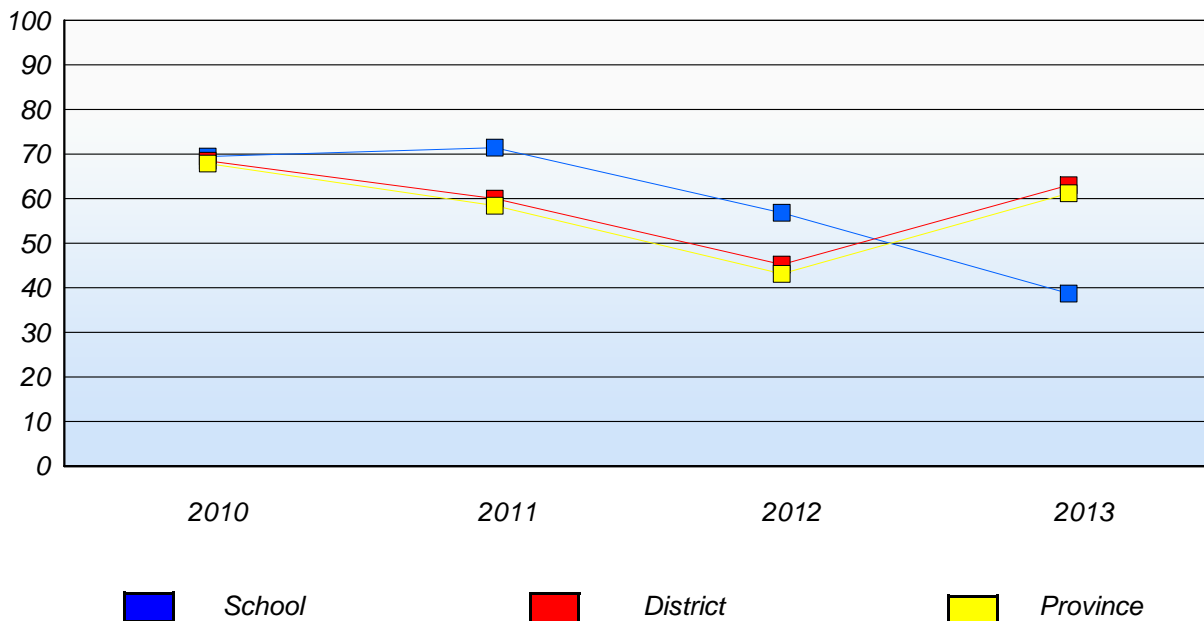
District 4 - Eastern

School #: 473 Cape St. Francis Elementary

**Demand Writing**  
Percentage of students at level 3 or above (2010 - 2013)



**Reading**  
Percentage of students at level 3 or above (2010 - 2013)



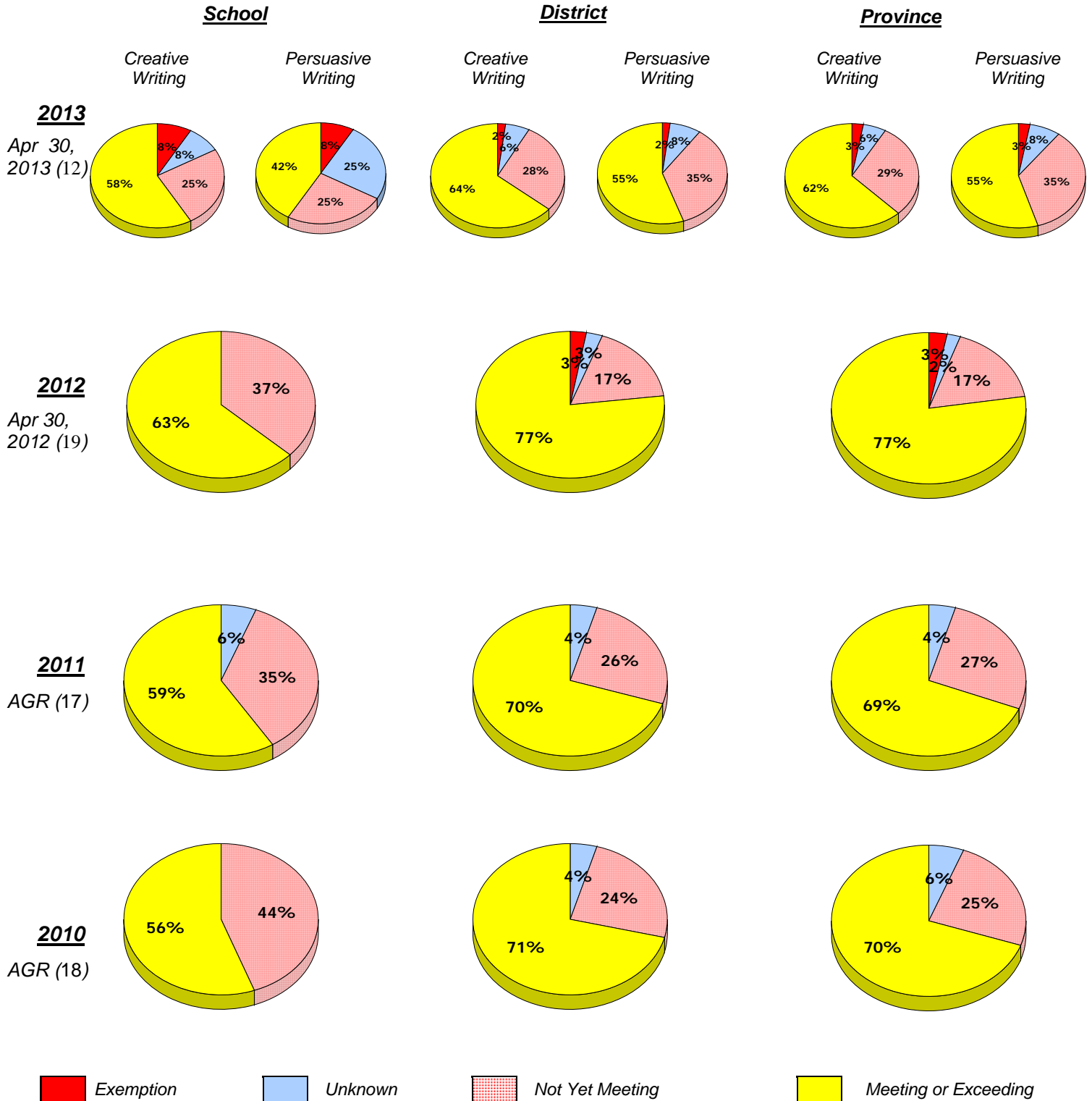
\* In some cases, CRT numbers may exceed AGR numbers based on late enrolments. Pie chart is based on the number of students who wrote the CRT.

\* Mushuau Innu Natuashish School and Sheshatshiu Innu School are excluded from district and provincial results.

District 4 - Eastern

School #: 924 Tricentia Academy

**Demand Writing**



\* In some cases, CRT numbers may exceed AGR numbers based on late enrolments. Pie chart is based on the number of students who wrote the CRT.  
\* Mushuau Innu Natuashish School and Sheshatshiu Innu School are excluded from district and provincial results.

Primary English Language Arts  
4 Year Provincial Assessment, June 2013  
Student Population Report  
(average scores)

District 4 - Eastern

School #: 924 Tricentia Academy

**Reading**

**School**

**District**

**Province**

Non - Fiction

Fiction

Non - Fiction

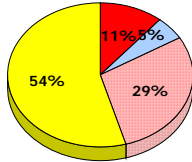
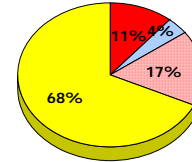
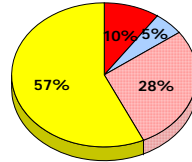
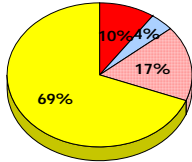
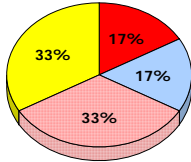
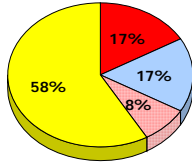
Fiction

Non - Fiction

Fiction

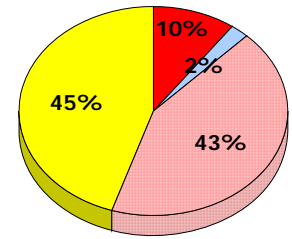
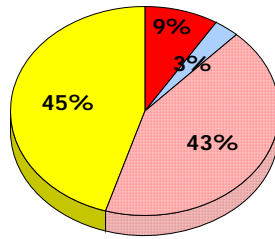
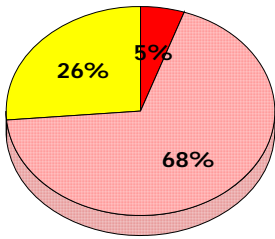
**2013**

Apr 30,  
2013 (12)



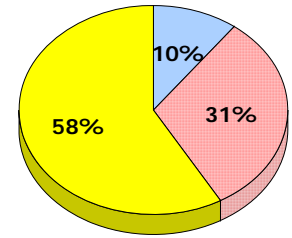
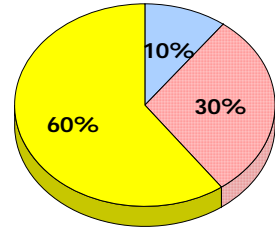
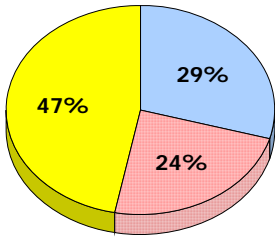
**2012**

Apr 30,  
2012 (19)



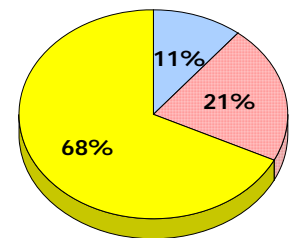
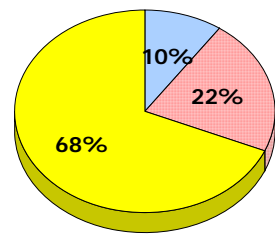
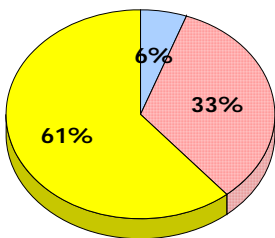
**2011**

AGR (17)



**2010**

AGR (18)



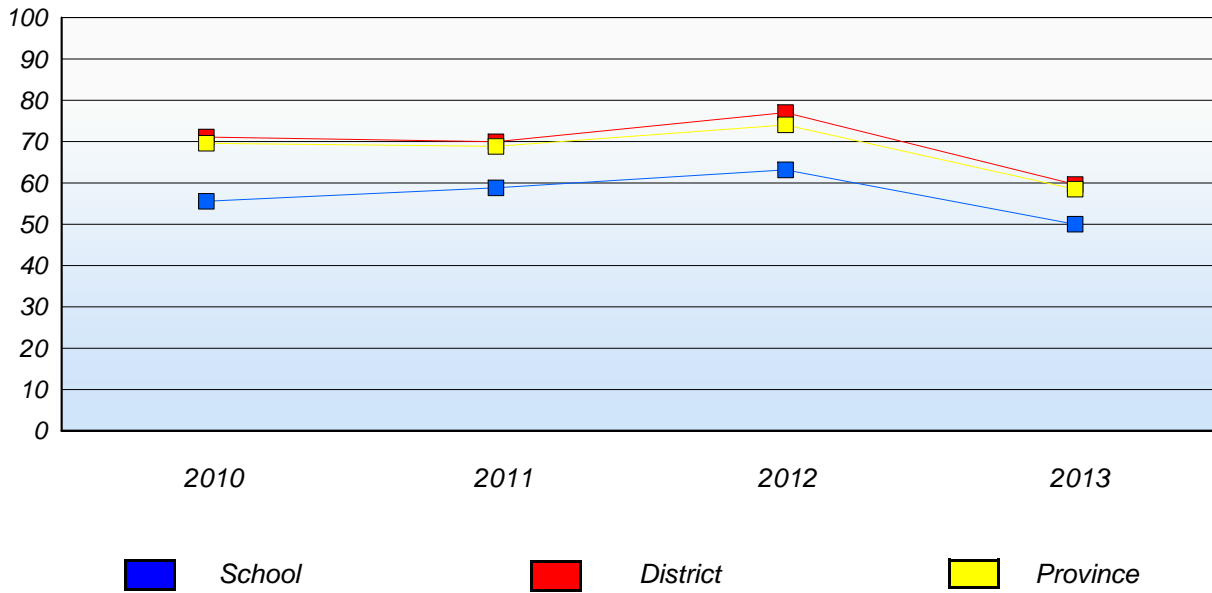
■ Exemption    
 ■ Unknown    
 ■ Not Yet Meeting    
 ■ Meeting or Exceeding

\* In some cases, CRT numbers may exceed AGR numbers based on late enrolments. Pie chart is based on the number of students who wrote the CRT.  
 \* Mushuau Innu Natuashish School and Sheshatshiu Innu School are excluded from district and provincial results.

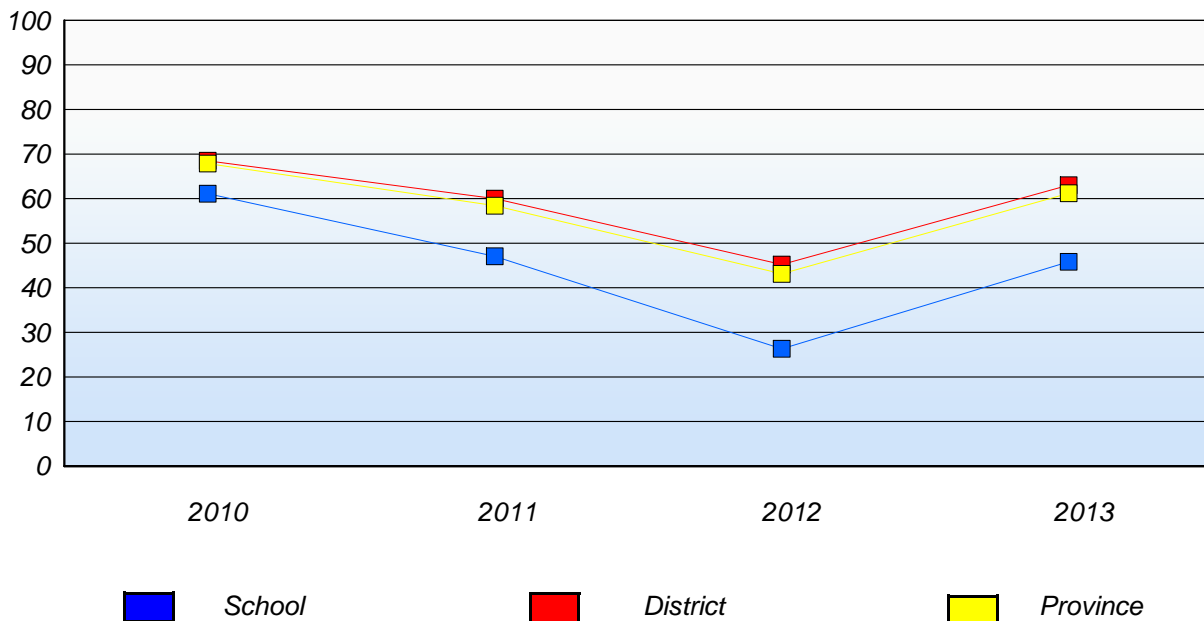
District 4 - Eastern

School #: 924 Tricentia Academy

**Demand Writing**  
Percentage of students at level 3 or above (2010 - 2013)



**Reading**  
Percentage of students at level 3 or above (2010 - 2013)



\* In some cases, CRT numbers may exceed AGR numbers based on late enrolments. Pie chart is based on the number of students who wrote the CRT.

\* Mushuau Innu Natuashish School and Sheshatshiu Innu School are excluded from district and provincial results.

District 4 - Eastern

School #: 951 Paradise Elementary

**Demand Writing**

School

District

Province

Creative Writing

Persuasive Writing

Creative Writing

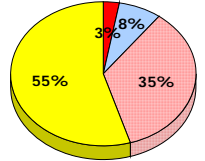
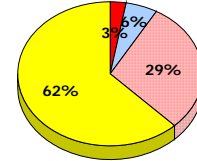
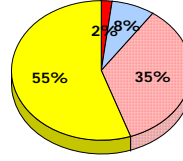
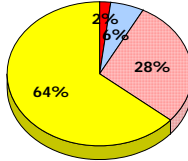
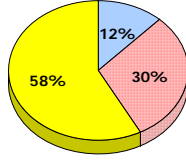
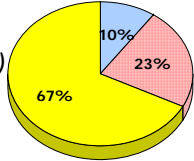
Persuasive Writing

Creative Writing

Persuasive Writing

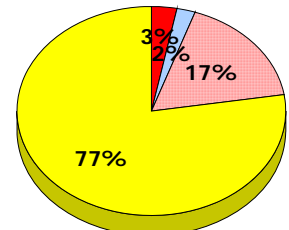
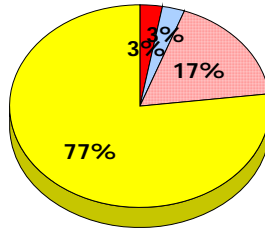
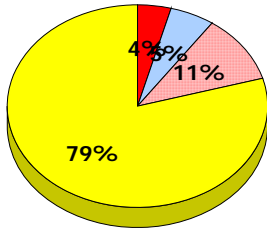
**2013**

Apr 30, 2013 (83)



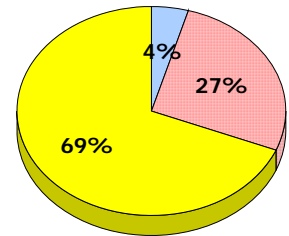
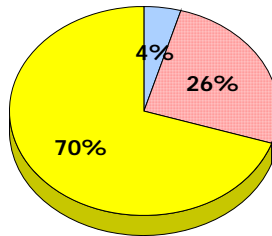
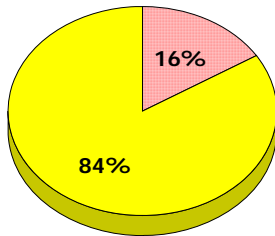
**2012**

Apr 30, 2012 (73)



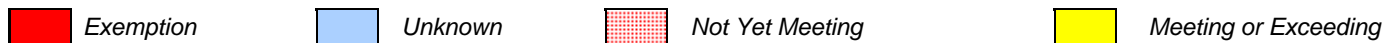
**2011**

AGR (41)



**2010**

AGR (0)



\* In some cases, CRT numbers may exceed AGR numbers based on late enrolments. Pie chart is based on the number of students who wrote the CRT.  
\* Mushuau Innu Natuashish School and Sheshatshiu Innu School are excluded from district and provincial results.

Primary English Language Arts  
4 Year Provincial Assessment, June 2013  
Student Population Report  
(average scores)

District 4 - Eastern

School #: 951 Paradise Elementary

**Reading**

**School**

**District**

**Province**

Non - Fiction

Fiction

Non - Fiction

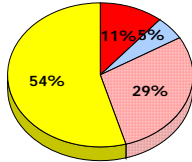
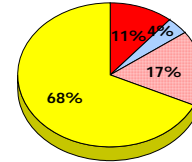
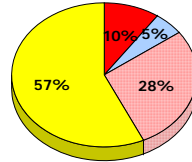
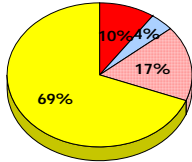
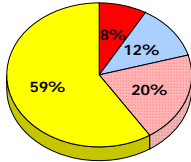
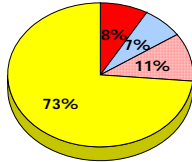
Fiction

Non - Fiction

Fiction

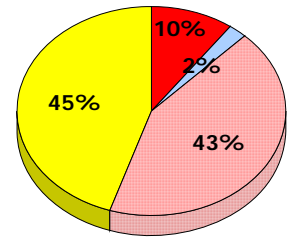
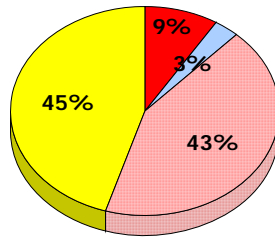
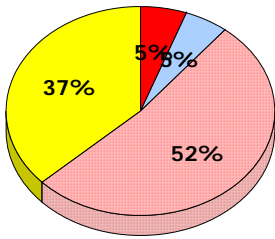
**2013**

Apr 30,  
2013 (83)



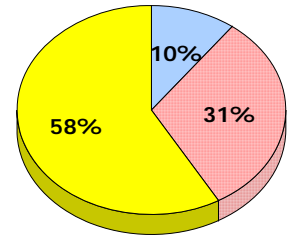
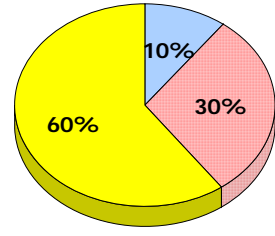
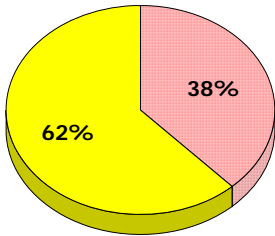
**2012**

Apr 30,  
2012 (73)



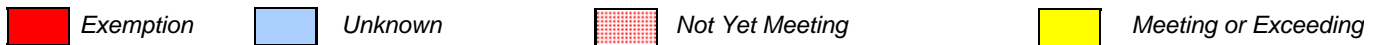
**2011**

AGR (41)



**2010**

AGR (0)

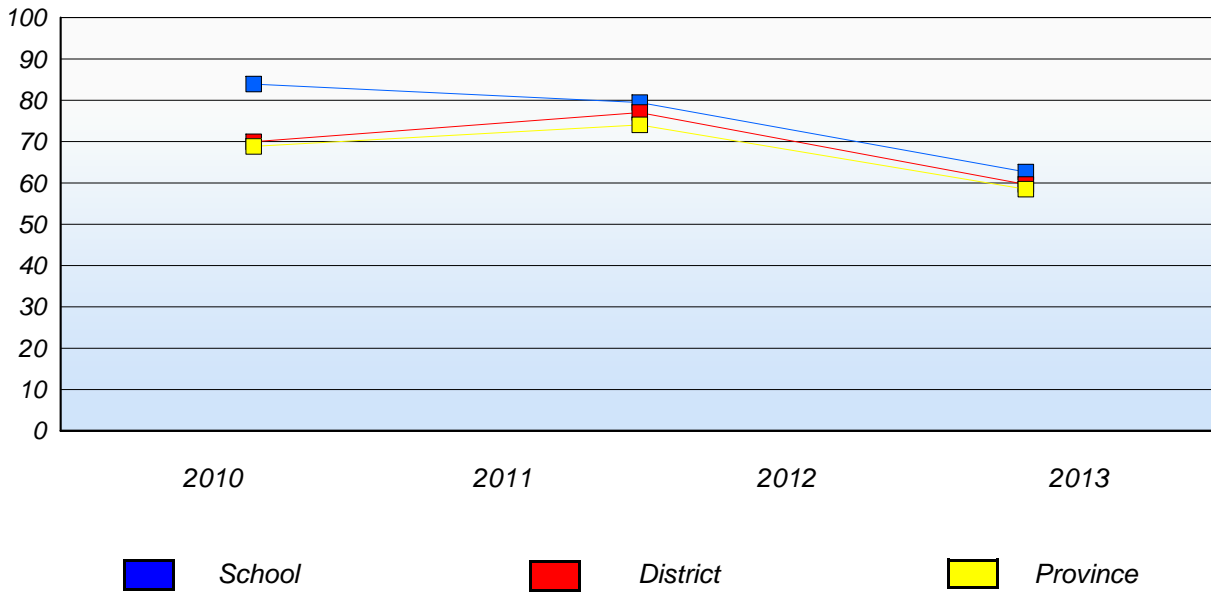


\* In some cases, CRT numbers may exceed AGR numbers based on late enrolments. Pie chart is based on the number of students who wrote the CRT.  
\* Mushuau Innu Natuashish School and Sheshatshiu Innu School are excluded from district and provincial results.

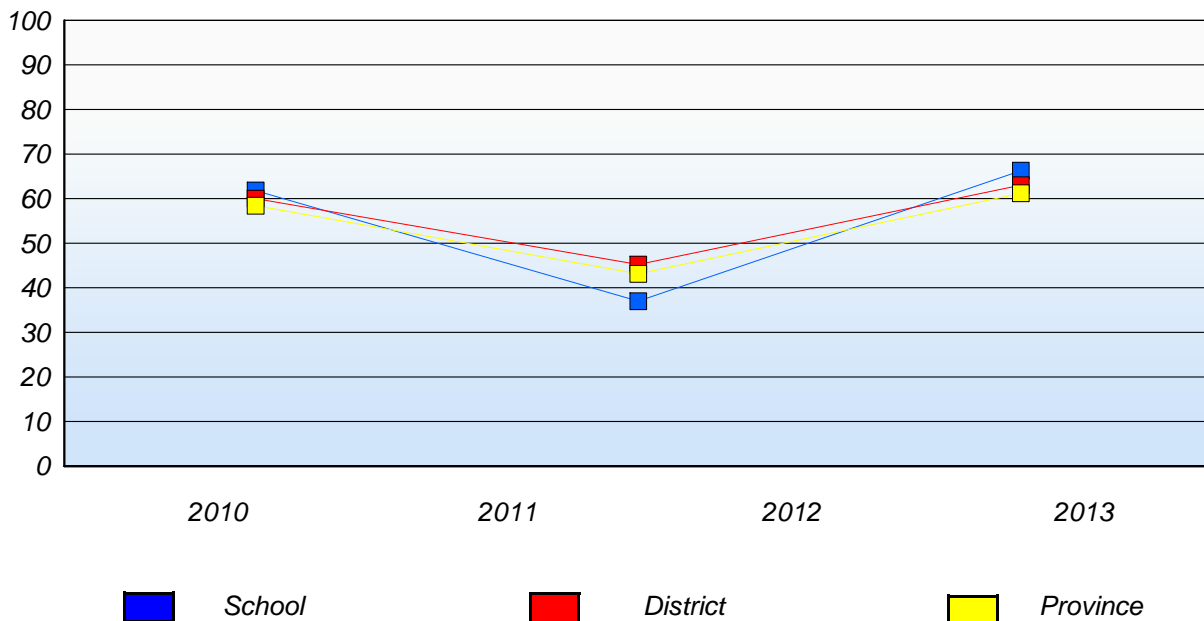
District 4 - Eastern

School #: 951 Paradise Elementary

**Demand Writing**  
Percentage of students at level 3 or above (2010 - 2013)



**Reading**  
Percentage of students at level 3 or above (2010 - 2013)



\* In some cases, CRT numbers may exceed AGR numbers based on late enrolments. Pie chart is based on the number of students who wrote the CRT.

\* Mushuau Innu Natuashish School and Sheshatshiu Innu School are excluded from district and provincial results.

District 4 - Eastern

School #: 952 Elizabeth Park Elementary School

**Demand Writing**

School

District

Province

Creative Writing

Persuasive Writing

Creative Writing

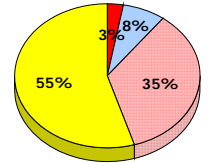
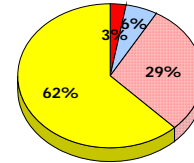
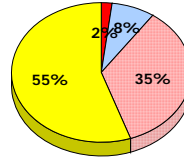
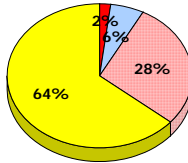
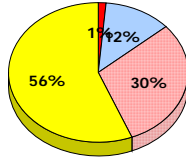
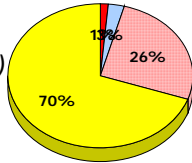
Persuasive Writing

Creative Writing

Persuasive Writing

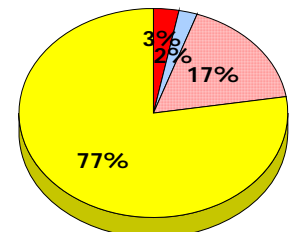
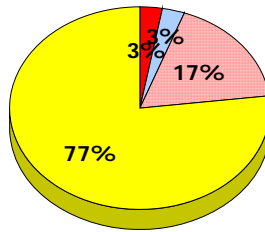
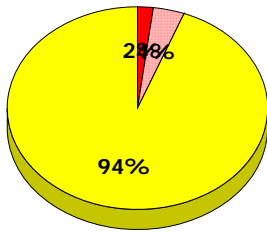
**2013**

Apr 30, 2013 (73)



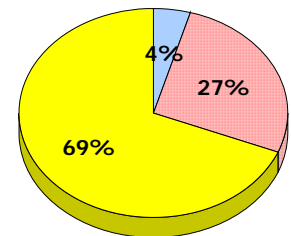
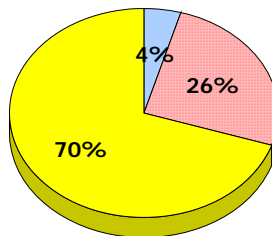
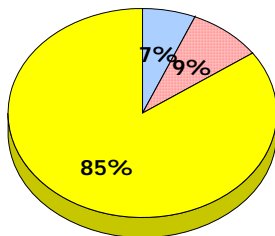
**2012**

Apr 30, 2012 (52)



**2011**

AGR (46)



**2010**

AGR (0)

Exemption

Unknown

Not Yet Meeting

Meeting or Exceeding

\* In some cases, CRT numbers may exceed AGR numbers based on late enrolments. Pie chart is based on the number of students who wrote the CRT.

\* Mushuau Innu Natuashish School and Sheshatshiu Innu School are excluded from district and provincial results.



District 4 - Eastern

School #: 952 Elizabeth Park Elementary School

**Reading**

**School**

**District**

**Province**

Non - Fiction

Fiction

Non - Fiction

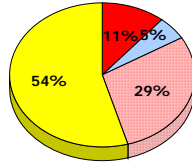
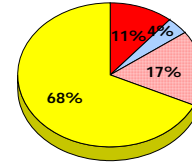
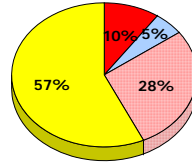
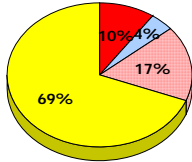
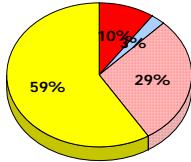
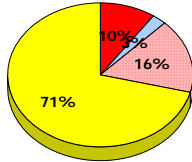
Fiction

Non - Fiction

Fiction

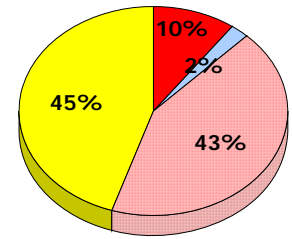
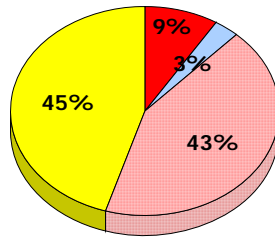
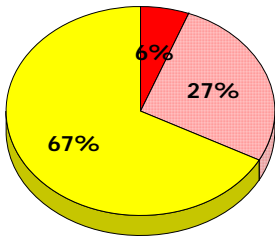
**2013**

Apr 30,  
2013 (73)



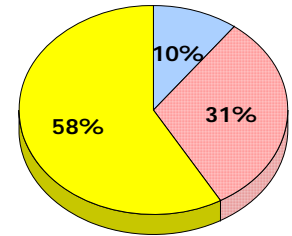
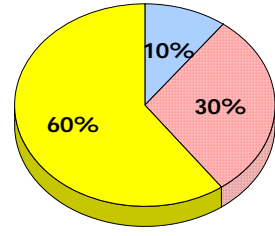
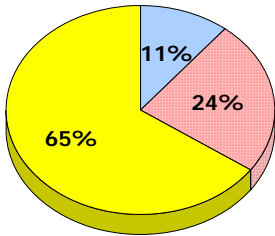
**2012**

Apr 30,  
2012 (52)



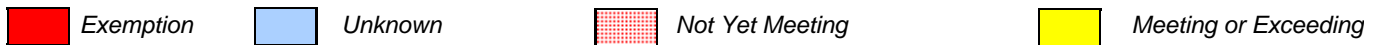
**2011**

AGR (46)



**2010**

AGR (0)

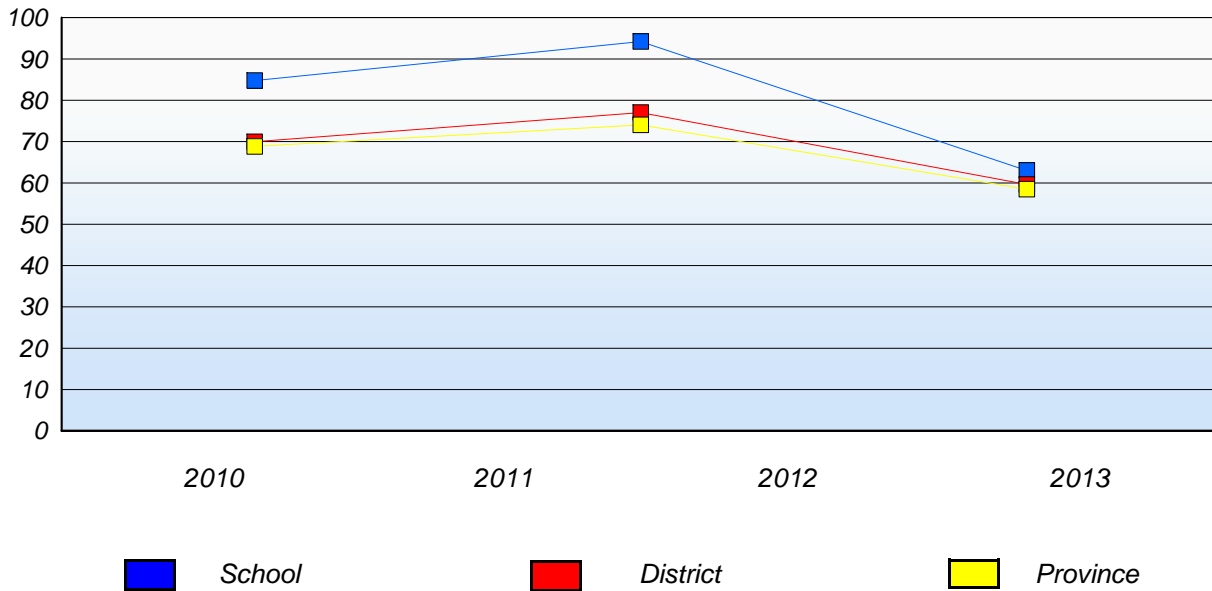


\* In some cases, CRT numbers may exceed AGR numbers based on late enrolments. Pie chart is based on the number of students who wrote the CRT.  
\* Mushuau Innu Natuashish School and Sheshatshiu Innu School are excluded from district and provincial results.

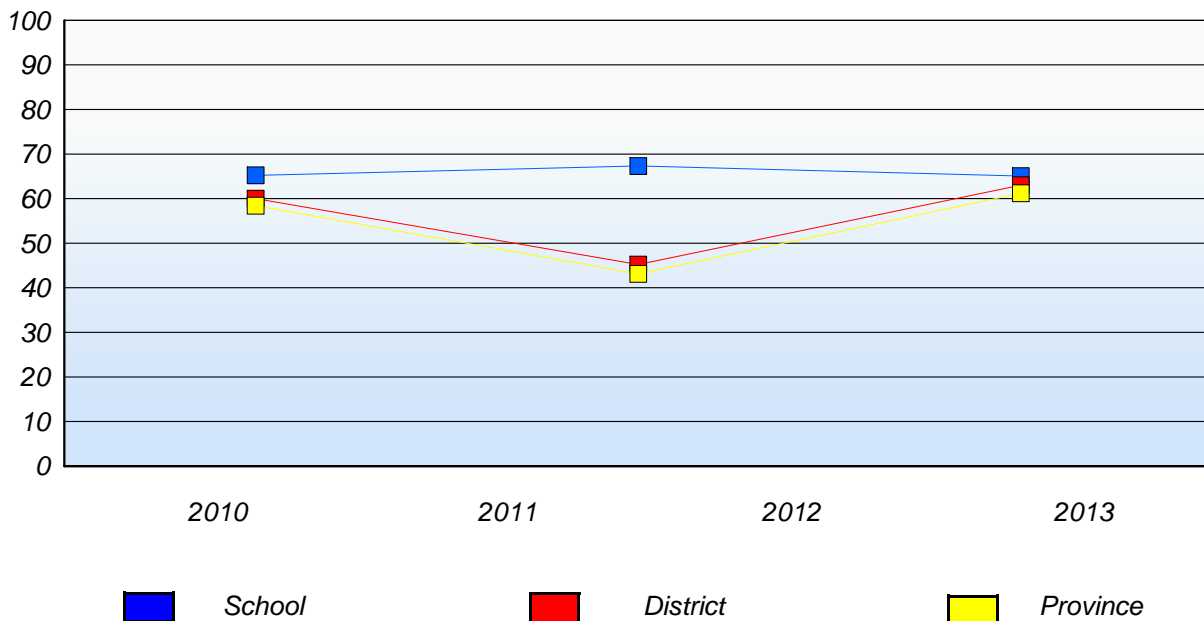
District 4 - Eastern

School #: 952 Elizabeth Park Elementary School

**Demand Writing**  
Percentage of students at level 3 or above (2010 - 2013)



**Reading**  
Percentage of students at level 3 or above (2010 - 2013)



\* In some cases, CRT numbers may exceed AGR numbers based on late enrolments. Pie chart is based on the number of students who wrote the CRT.

\* Mushuau Innu Natuashish School and Sheshatshiu Innu School are excluded from district and provincial results.