

District 3 - Nova Central

School #: 125 Copper Ridge Academy

Demand Writing

School

District

Province

Creative Writing

Persuasive Writing

Creative Writing

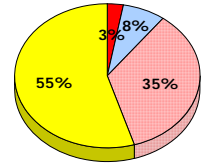
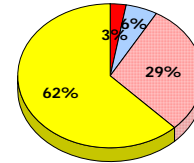
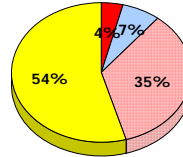
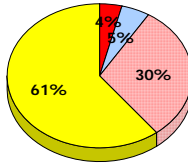
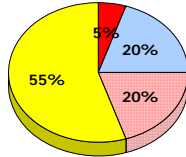
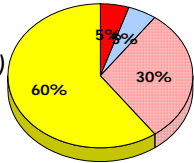
Persuasive Writing

Creative Writing

Persuasive Writing

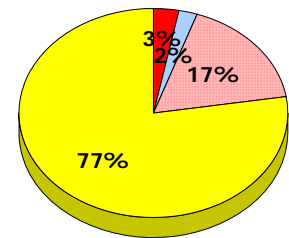
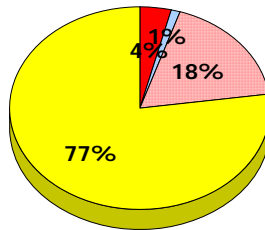
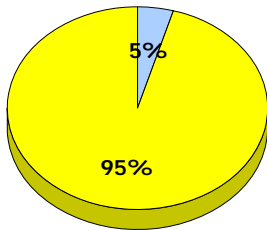
2013

Apr 30, 2013 (20)



2012

Apr 30, 2012 (22)



2011

AGR (0)

2010

AGR (0)

Exemption

Unknown

Not Yet Meeting

Meeting or Exceeding

* In some cases, CRT numbers may exceed AGR numbers based on late enrolments. Pie chart is based on the number of students who wrote the CRT.

* Mushuau Innu Natuashish School and Sheshatshiu Innu School are excluded from district and provincial results.

District 3 - Nova Central

School #: 125 Copper Ridge Academy

Reading

School

District

Province

Non - Fiction

Fiction

Non - Fiction

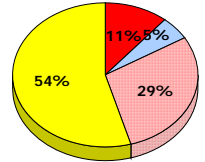
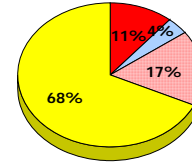
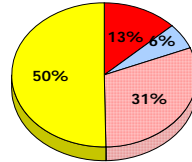
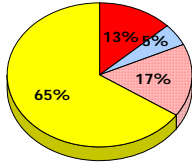
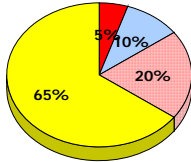
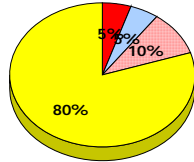
Fiction

Non - Fiction

Fiction

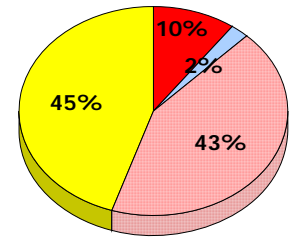
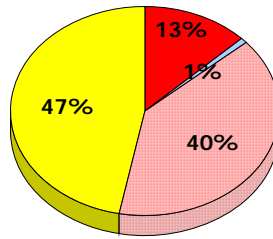
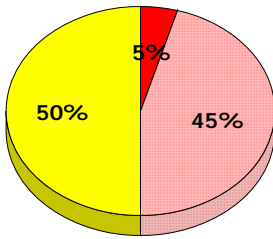
2013

Apr 30,
2013 (20)



2012

Apr 30,
2012 (22)

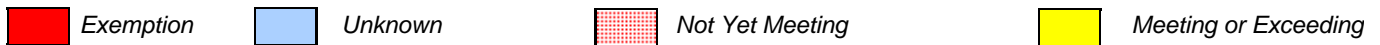


2011

AGR (0)

2010

AGR (0)



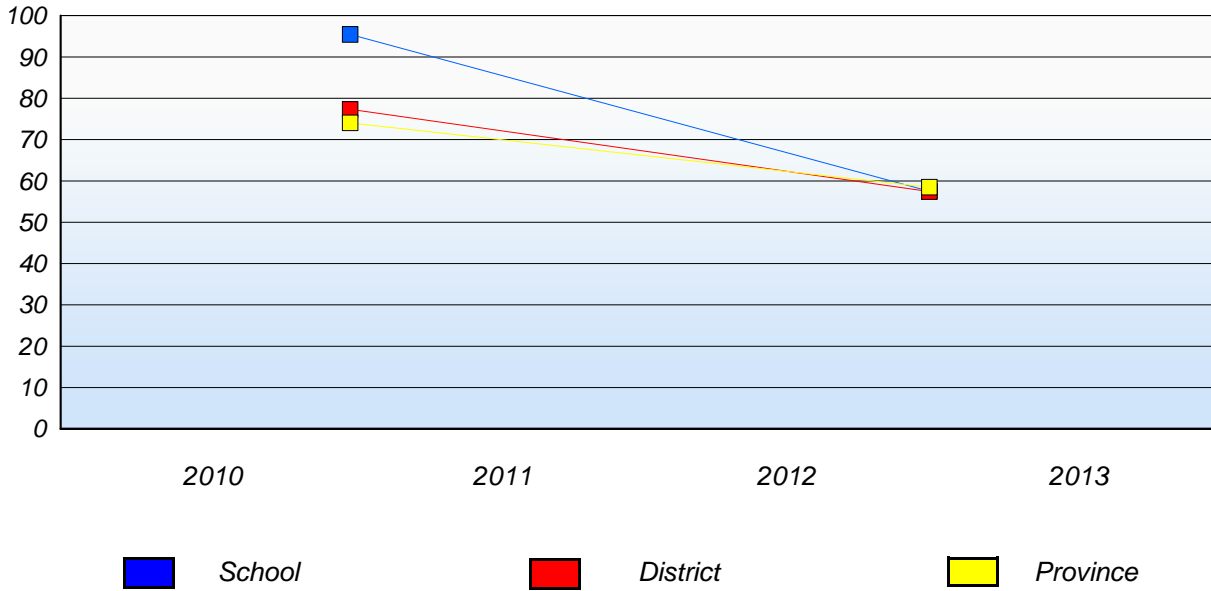
* In some cases, CRT numbers may exceed AGR numbers based on late enrolments. Pie chart is based on the number of students who wrote the CRT.

* Mushuau Innu Natuashish School and Sheshatshiu Innu School are excluded from district and provincial results.

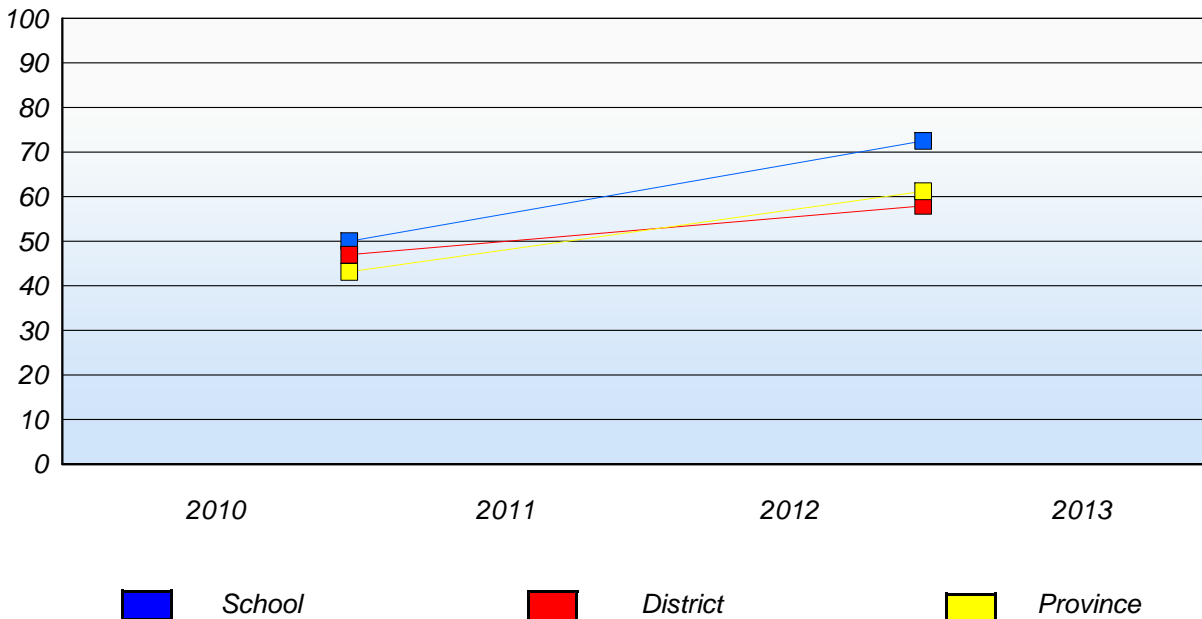
District 3 - Nova Central

School #: 125 Copper Ridge Academy

Demand Writing
Percentage of students at level 3 or above (2010 - 2013)



Reading
Percentage of students at level 3 or above (2010 - 2013)



* In some cases, CRT numbers may exceed AGR numbers based on late enrolments. Pie chart is based on the number of students who wrote the CRT.

* Mushuau Innu Natuashish School and Sheshatshiu Innu School are excluded from district and provincial results.

District 3 - Nova Central

School #: 133 Memorial Academy

Demand Writing

School

District

Province

Creative Writing

Persuasive Writing

Creative Writing

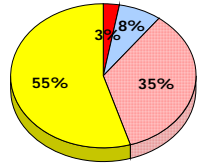
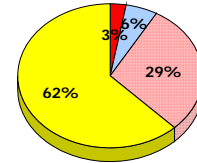
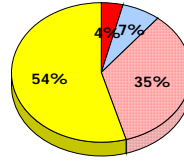
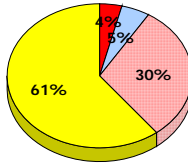
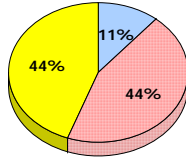
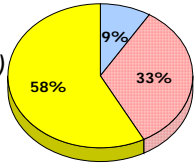
Persuasive Writing

Creative Writing

Persuasive Writing

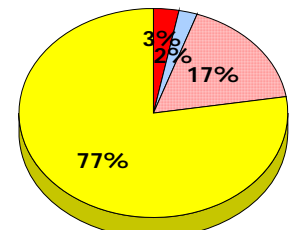
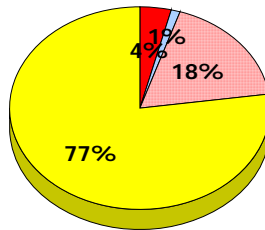
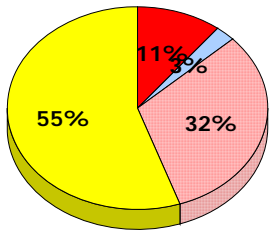
2013

Apr 30, 2013 (45)



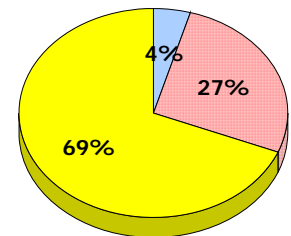
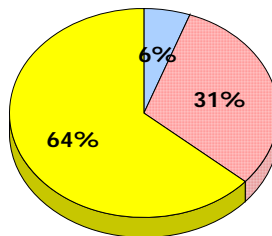
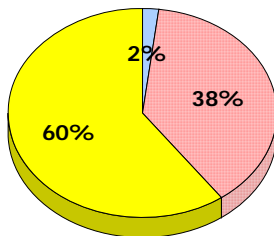
2012

Apr 30, 2012 (38)



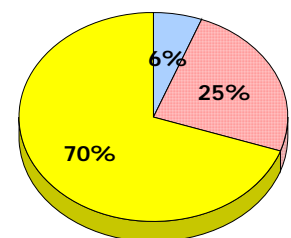
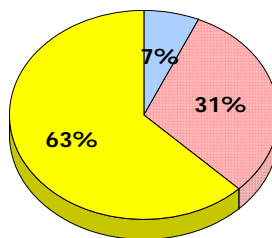
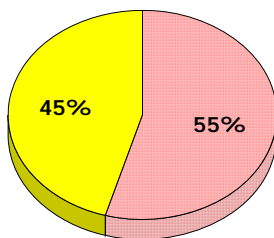
2011

AGR (55)



2010

AGR (43)



■ Exemption
 ■ Unknown
 ■ Not Yet Meeting
 ■ Meeting or Exceeding

* In some cases, CRT numbers may exceed AGR numbers based on late enrolments. Pie chart is based on the number of students who wrote the CRT.
 * Mushuau Innu Natuashish School and Sheshatshiu Innu School are excluded from district and provincial results.

District 3 - Nova Central

School #: 133 Memorial Academy

Reading

School

District

Province

Non - Fiction

Fiction

Non - Fiction

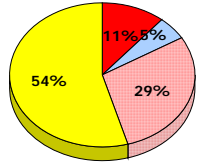
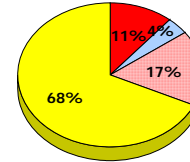
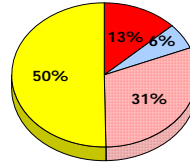
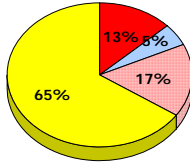
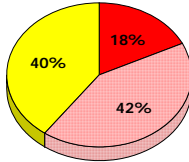
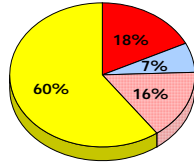
Fiction

Non - Fiction

Fiction

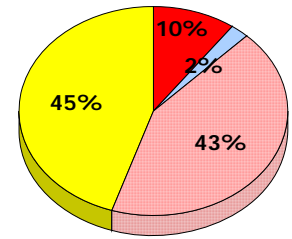
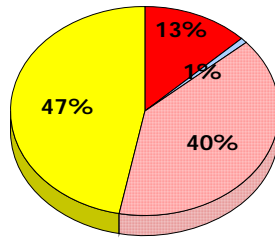
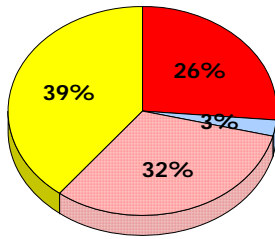
2013

Apr 30,
2013 (45)



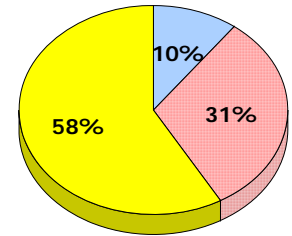
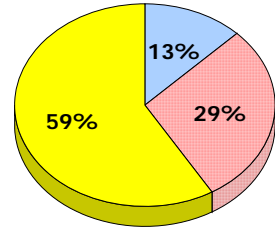
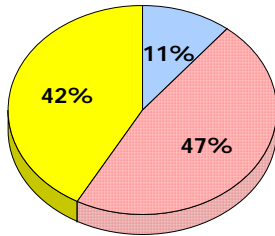
2012

Apr 30,
2012 (38)



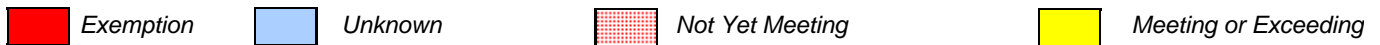
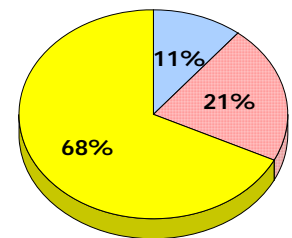
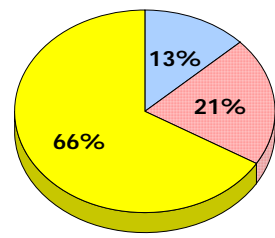
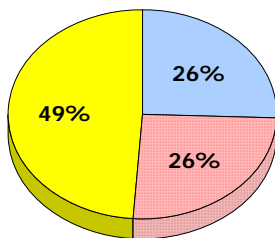
2011

AGR (55)



2010

AGR (43)

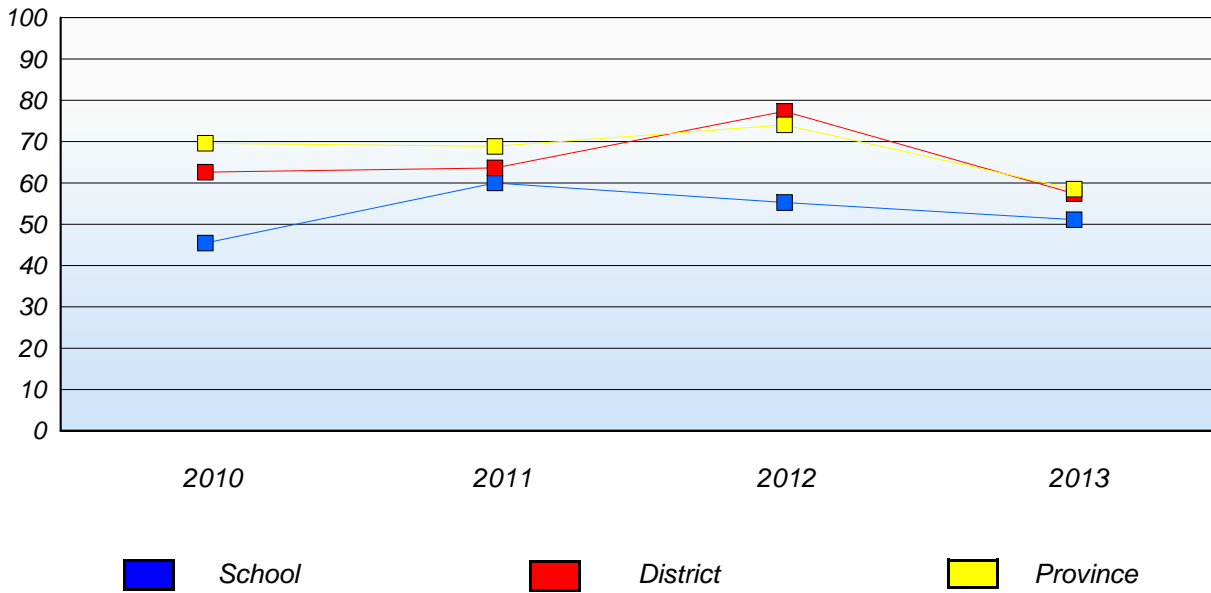


* In some cases, CRT numbers may exceed AGR numbers based on late enrolments. Pie chart is based on the number of students who wrote the CRT.
 * Mushuau Innu Natuashish School and Sheshatshiu Innu School are excluded from district and provincial results.

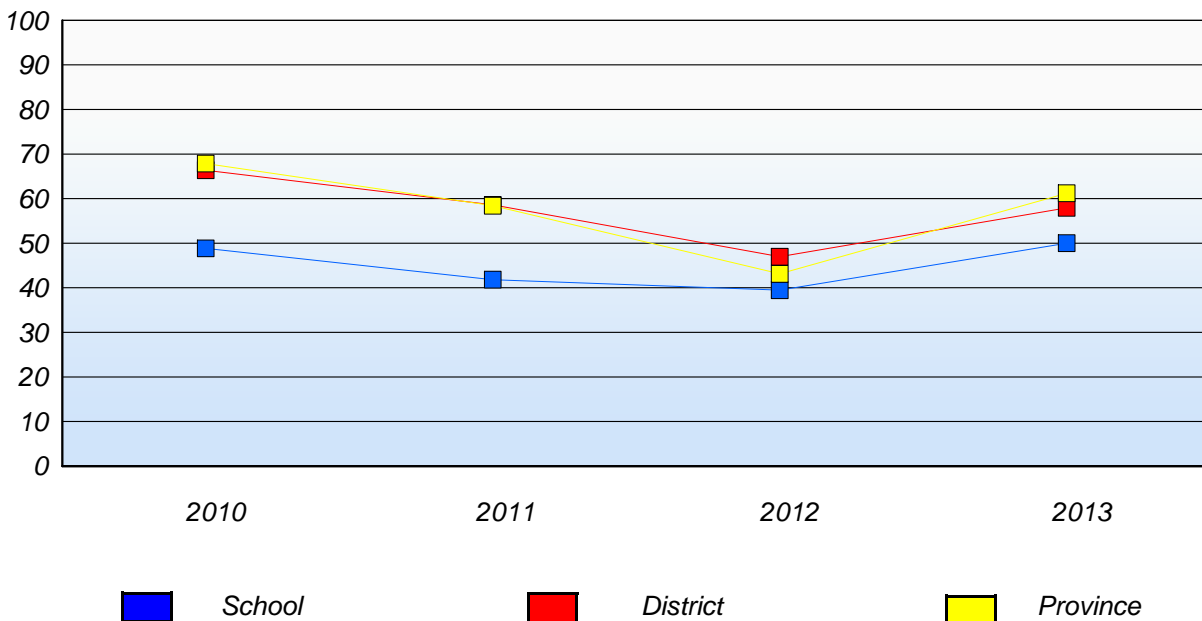
District 3 - Nova Central

School #: 133 Memorial Academy

Demand Writing
Percentage of students at level 3 or above (2010 - 2013)



Reading
Percentage of students at level 3 or above (2010 - 2013)



* In some cases, CRT numbers may exceed AGR numbers based on late enrolments. Pie chart is based on the number of students who wrote the CRT.

* Mushuau Innu Natuashish School and Sheshatshiu Innu School are excluded from district and provincial results.

District 3 - Nova Central

School #: 138 Victoria Academy

Demand Writing

School

District

Province

Creative Writing

Persuasive Writing

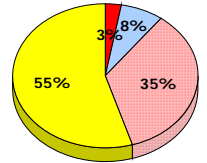
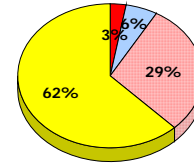
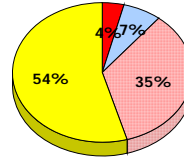
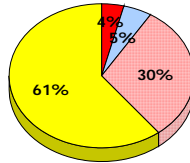
Creative Writing

Persuasive Writing

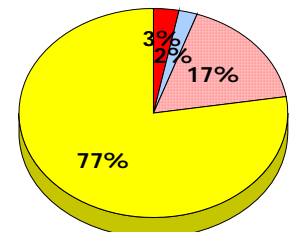
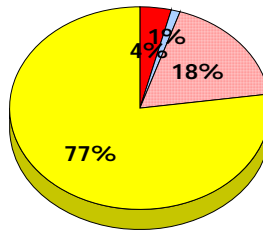
Creative Writing

Persuasive Writing

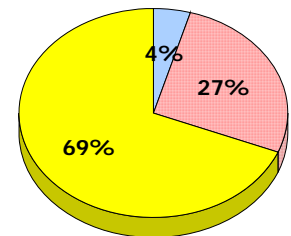
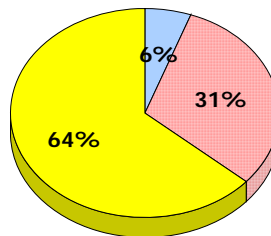
2013
Apr 30, 2013 (2)
School data with 5 or fewer students withheld for reasons of confidentiality.



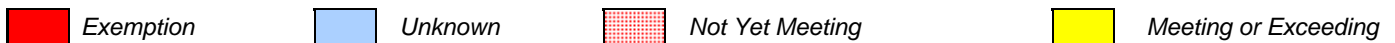
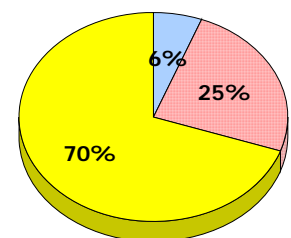
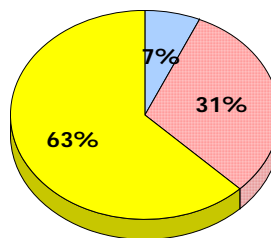
2012
Apr 30, 2012 (3)



2011
AGR (4)



2010
AGR (4)



* In some cases, CRT numbers may exceed AGR numbers based on late enrolments. Pie chart is based on the number of students who wrote the CRT.
 * Mushuau Innu Natuashish School and Sheshatshiu Innu School are excluded from district and provincial results.

Primary English Language Arts
4 Year Provincial Assessment, June 2013
Student Population Report
(average scores)

District 3 - Nova Central

School #: 138 Victoria Academy

Reading

School

District

Province

Non - Fiction

Fiction

Non - Fiction

Fiction

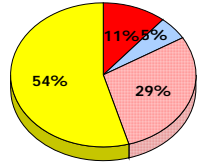
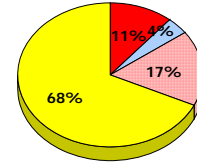
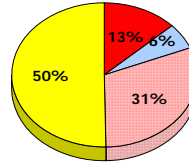
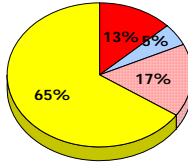
Non - Fiction

Fiction

2013

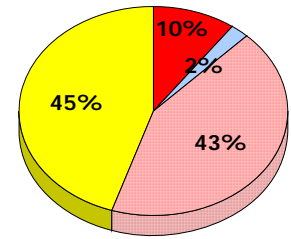
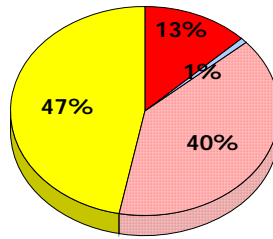
Apr 30,
2013 (2)

School data with 5 or fewer students
withheld for reasons of confidentiality.



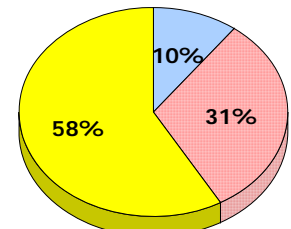
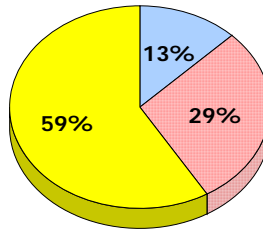
2012

Apr 30,
2012 (3)



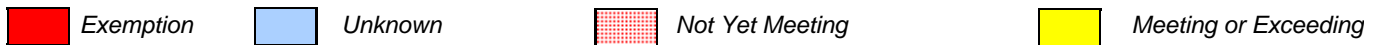
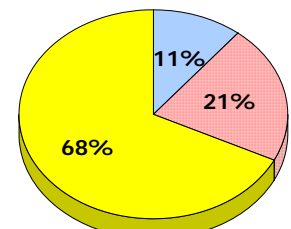
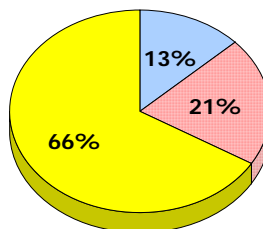
2011

AGR (4)



2010

AGR (4)



* In some cases, CRT numbers may exceed AGR numbers based on late enrolments. Pie chart is based on the number of students who wrote the CRT.

* Mushuau Innu Natuashish School and Sheshatshiu Innu School are excluded from district and provincial results.

Primary English Language Arts
4 Year Provincial Assessment, June 2013
Student Population Report
 (average scores)

District 3 - Nova Central

School #: 138 Victoria Academy

Demand Writing

Percentage of students at level 3 or above (2010 - 2013)

School data with 5 or fewer students withheld for reasons of confidentiality.



Reading

Percentage of students at level 3 or above (2010 - 2013)

School data with 5 or fewer students withheld for reasons of confidentiality.



* In some cases, CRT numbers may exceed AGR numbers based on late enrolments. Pie chart is based on the number of students who wrote the CRT.

* Mushuau Innu Natuashish School and Sheshatshiu Innu School are excluded from district and provincial results.

District 3 - Nova Central

School #: 142 Woodland Primary

Demand Writing

School

District

Province

Creative Writing

Persuasive Writing

Creative Writing

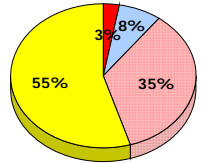
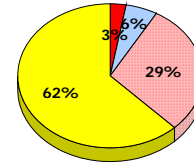
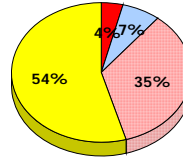
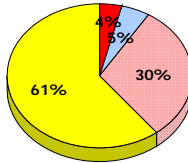
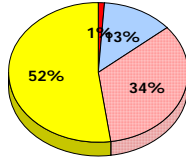
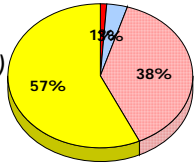
Persuasive Writing

Creative Writing

Persuasive Writing

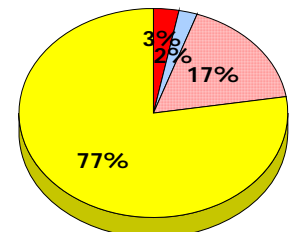
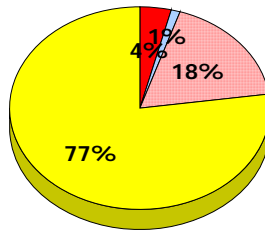
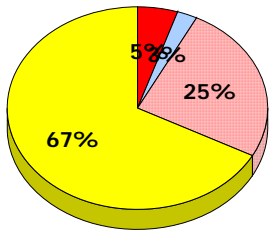
2013

Apr 30, 2013 (86)



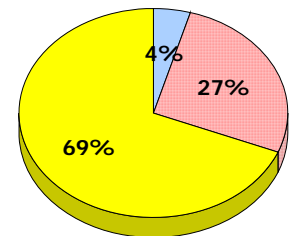
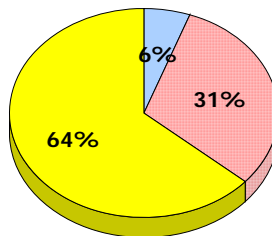
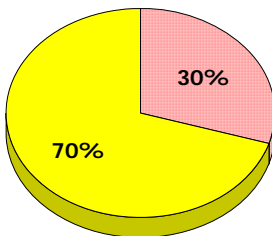
2012

Apr 30, 2012 (79)



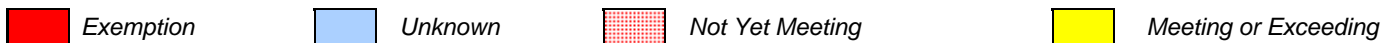
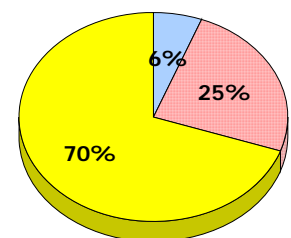
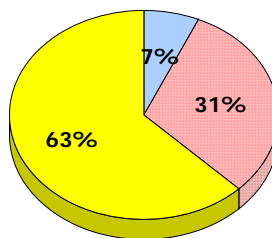
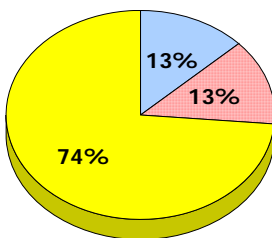
2011

AGR (64)



2010

AGR (76)



* In some cases, CRT numbers may exceed AGR numbers based on late enrolments. Pie chart is based on the number of students who wrote the CRT.
* Mushuau Innu Natuashish School and Sheshatshiu Innu School are excluded from district and provincial results.

District 3 - Nova Central

School #: 142 Woodland Primary

Reading

School

District

Province

Non - Fiction

Fiction

Non - Fiction

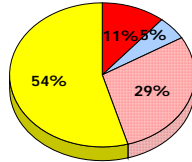
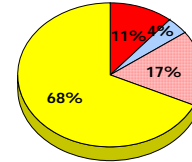
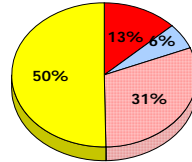
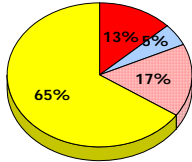
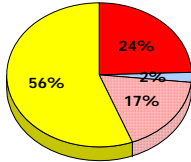
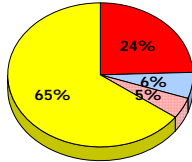
Fiction

Non - Fiction

Fiction

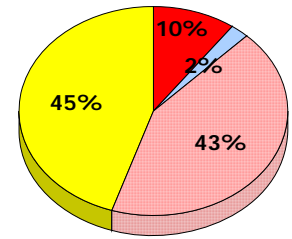
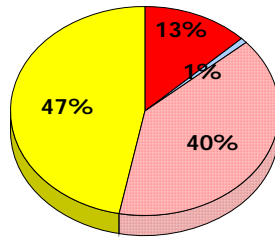
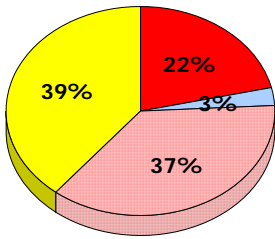
2013

Apr 30,
2013 (86)



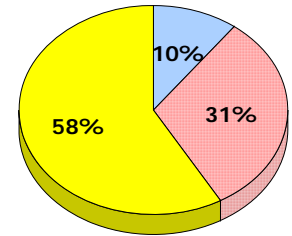
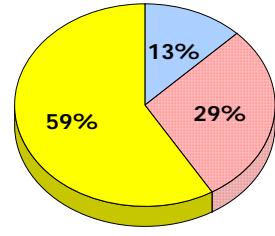
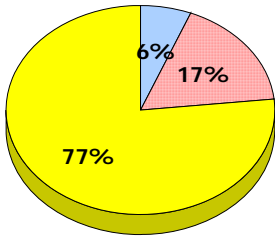
2012

Apr 30,
2012 (79)



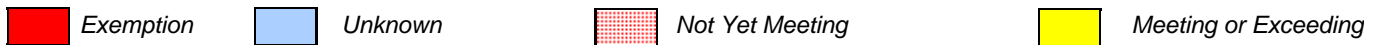
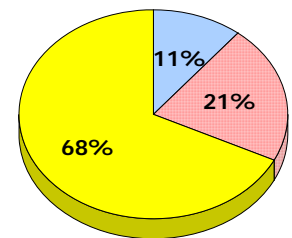
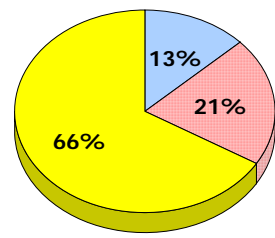
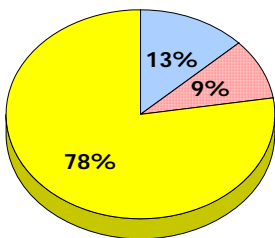
2011

AGR (64)



2010

AGR (76)

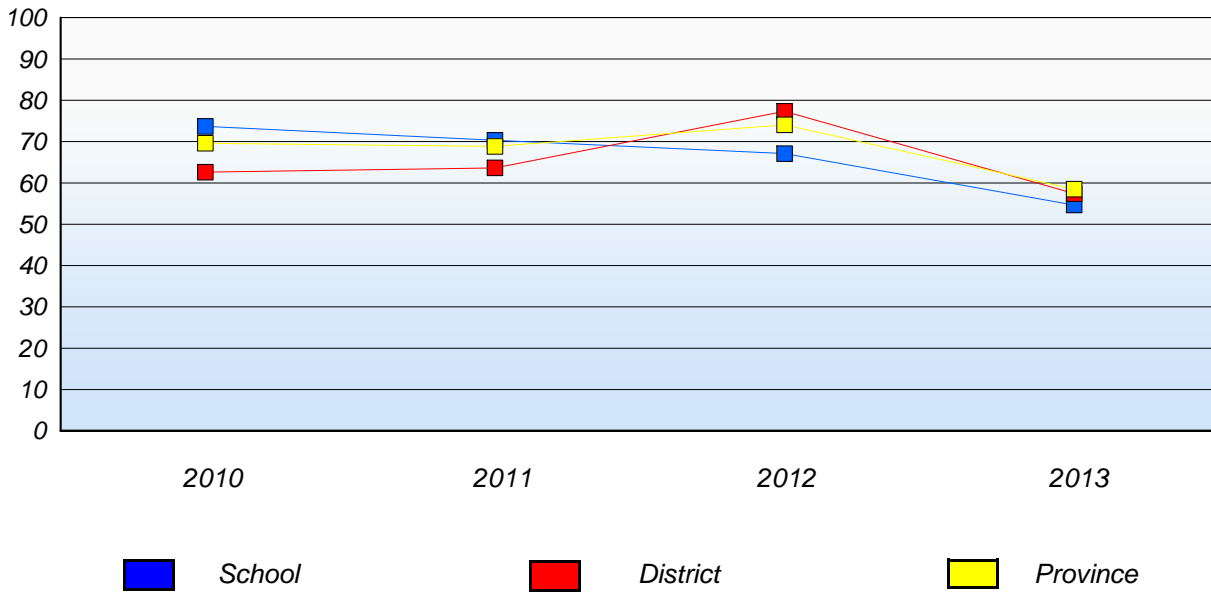


* In some cases, CRT numbers may exceed AGR numbers based on late enrolments. Pie chart is based on the number of students who wrote the CRT.
* Mushuau Innu Natuashish School and Sheshatshiu Innu School are excluded from district and provincial results.

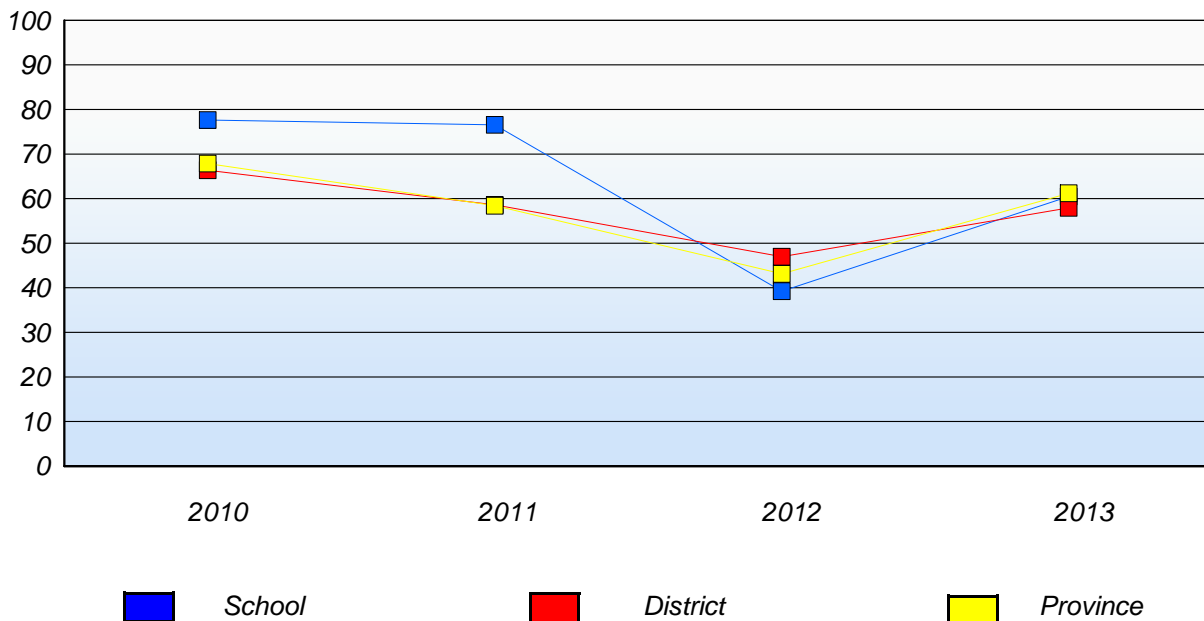
District 3 - Nova Central

School #: 142 Woodland Primary

Demand Writing
Percentage of students at level 3 or above (2010 - 2013)



Reading
Percentage of students at level 3 or above (2010 - 2013)



* In some cases, CRT numbers may exceed AGR numbers based on late enrolments. Pie chart is based on the number of students who wrote the CRT.

* Mushuau Innu Natuashish School and Sheshatshiu Innu School are excluded from district and provincial results.

District 3 - Nova Central

School #: 144 Sprucewood Academy

Demand Writing

School

District

Province

Creative Writing

Persuasive Writing

Creative Writing

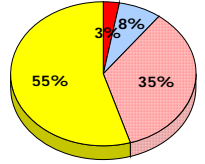
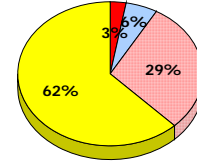
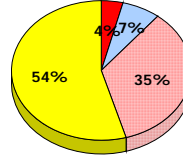
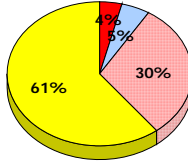
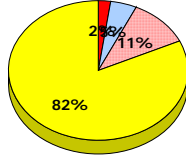
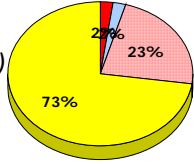
Persuasive Writing

Creative Writing

Persuasive Writing

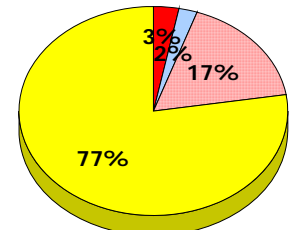
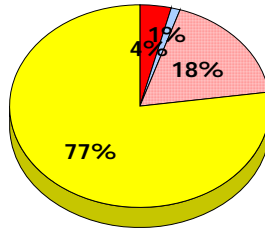
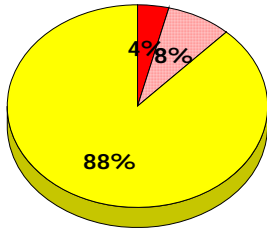
2013

Apr 30, 2013 (44)



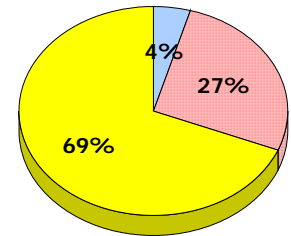
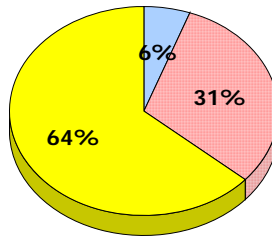
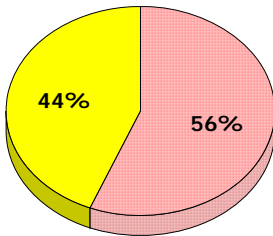
2012

Apr 30, 2012 (25)



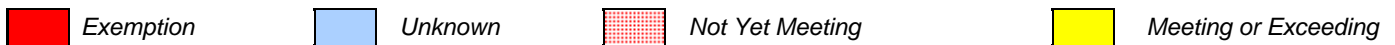
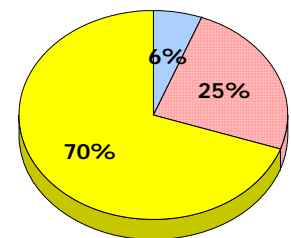
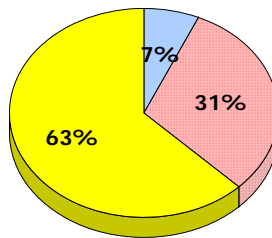
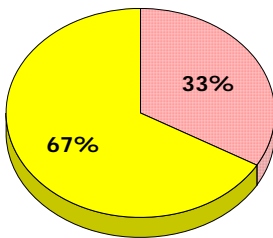
2011

AGR (41)



2010

AGR (36)



* In some cases, CRT numbers may exceed AGR numbers based on late enrolments. Pie chart is based on the number of students who wrote the CRT.
 * Mushuau Innu Natuashish School and Sheshatshiu Innu School are excluded from district and provincial results.

Primary English Language Arts
4 Year Provincial Assessment, June 2013
Student Population Report
(average scores)

District 3 - Nova Central

School #: 144 Sprucewood Academy

Reading

School

District

Province

Non - Fiction

Fiction

Non - Fiction

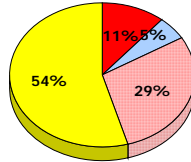
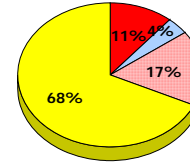
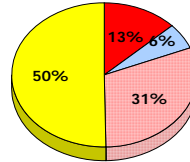
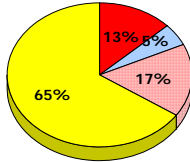
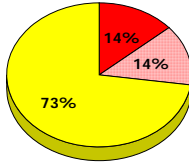
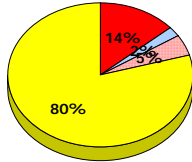
Fiction

Non - Fiction

Fiction

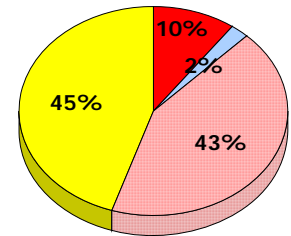
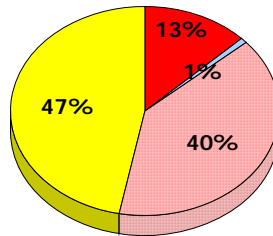
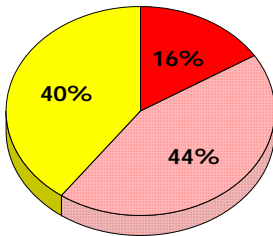
2013

Apr 30,
2013 (44)



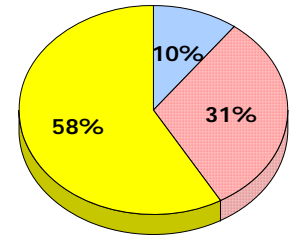
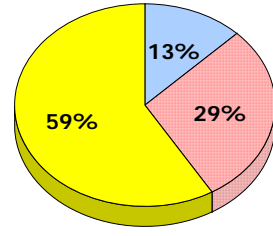
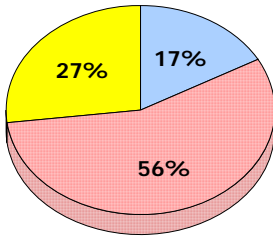
2012

Apr 30,
2012 (25)



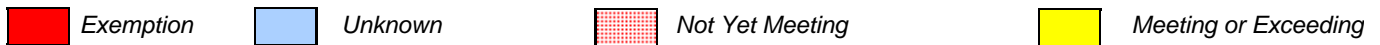
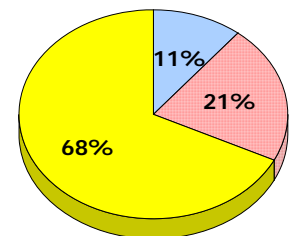
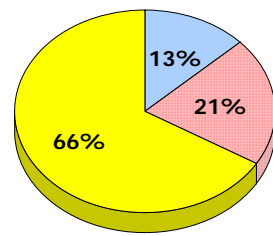
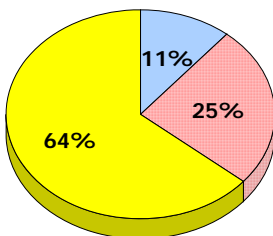
2011

AGR (41)



2010

AGR (36)

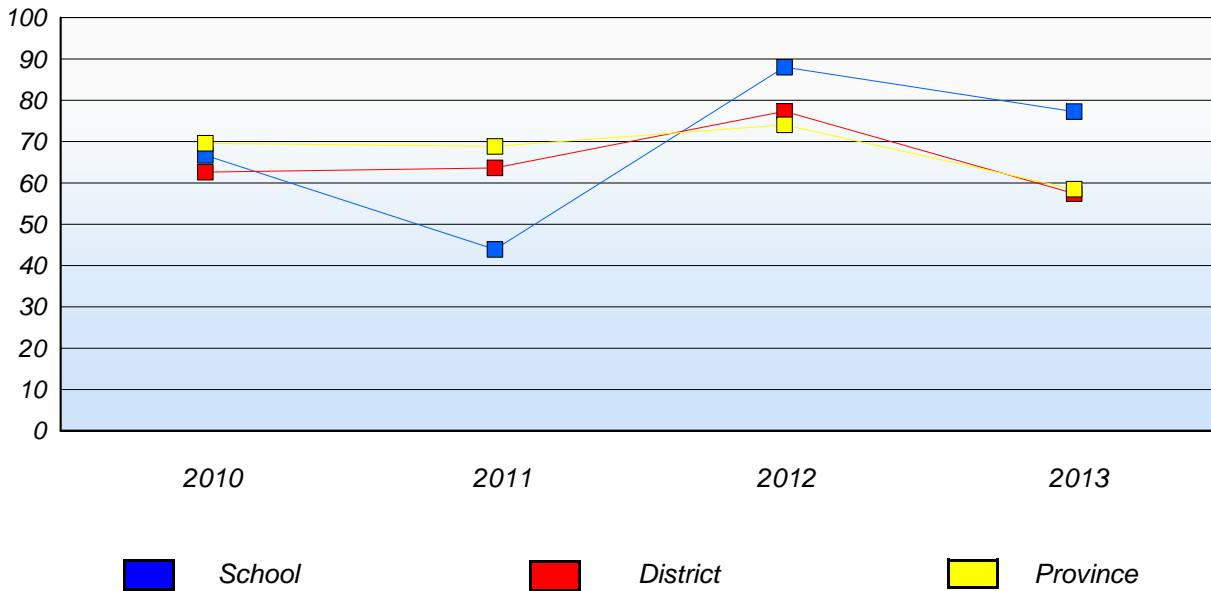


* In some cases, CRT numbers may exceed AGR numbers based on late enrolments. Pie chart is based on the number of students who wrote the CRT.
* Mushuau Innu Natuashish School and Sheshatshiu Innu School are excluded from district and provincial results.

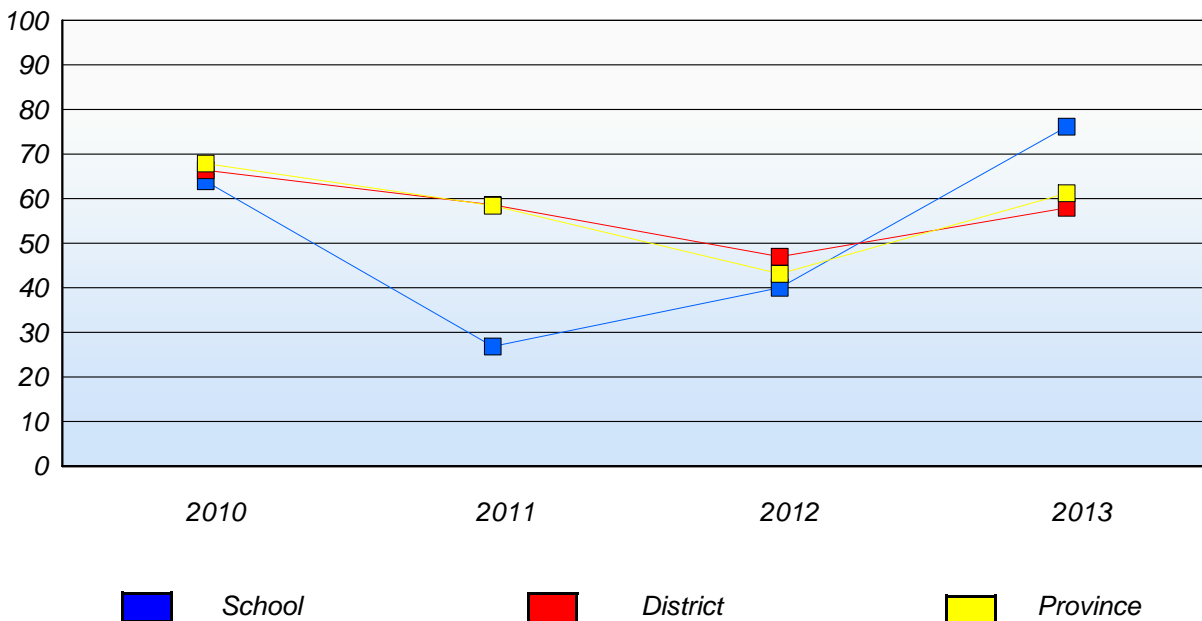
District 3 - Nova Central

School #: 144 Sprucewood Academy

Demand Writing
Percentage of students at level 3 or above (2010 - 2013)



Reading
Percentage of students at level 3 or above (2010 - 2013)



* In some cases, CRT numbers may exceed AGR numbers based on late enrolments. Pie chart is based on the number of students who wrote the CRT.

* Mushuau Innu Natuashish School and Sheshatshiu Innu School are excluded from district and provincial results.

District 3 - Nova Central

School #: 150 St. Joseph's Elementary

Demand Writing

School

District

Province

Creative Writing

Persuasive Writing

Creative Writing

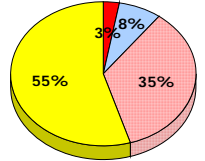
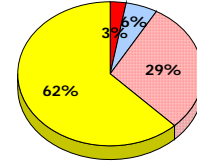
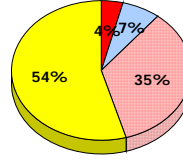
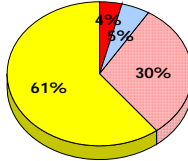
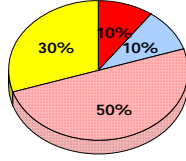
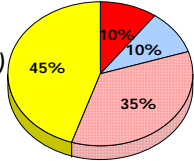
Persuasive Writing

Creative Writing

Persuasive Writing

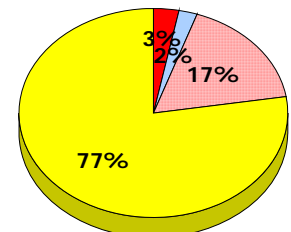
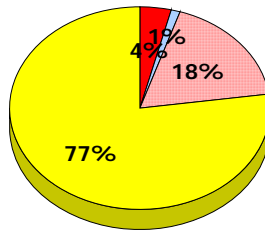
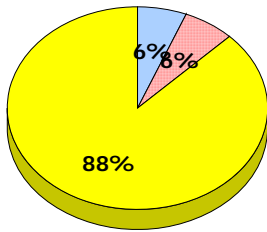
2013

Apr 30, 2013 (20)



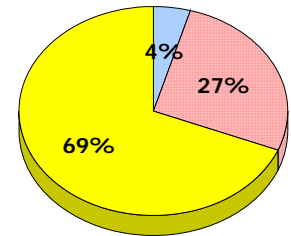
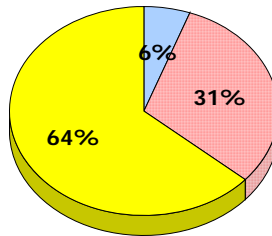
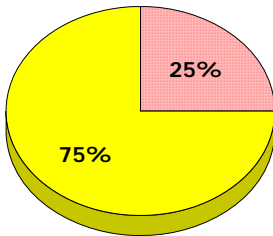
2012

Apr 30, 2012 (16)



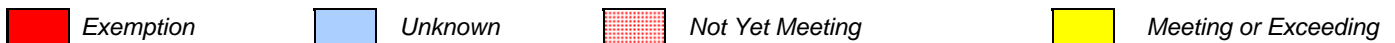
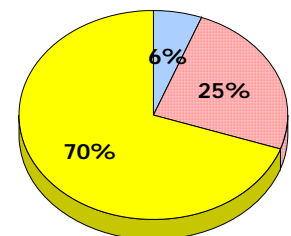
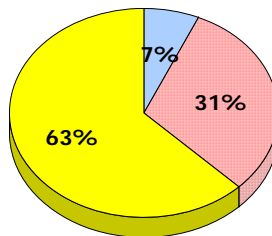
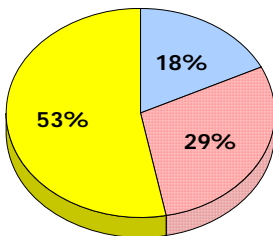
2011

AGR (12)



2010

AGR (17)



* In some cases, CRT numbers may exceed AGR numbers based on late enrolments. Pie chart is based on the number of students who wrote the CRT.
 * Mushuau Innu Natuashish School and Sheshatshiu Innu School are excluded from district and provincial results.

**Primary English Language Arts
4 Year Provincial Assessment, June 2013
Student Population Report
(average scores)**

District 3 - Nova Central

School #: 150 St. Joseph's Elementary

Reading

School

District

Province

Non - Fiction

Fiction

Non - Fiction

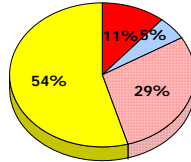
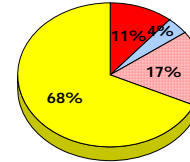
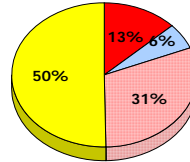
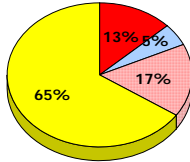
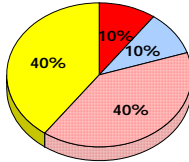
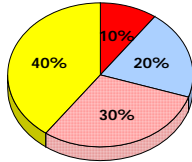
Fiction

Non - Fiction

Fiction

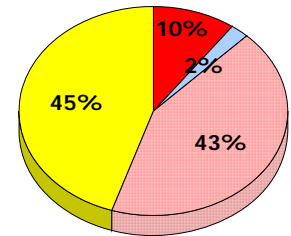
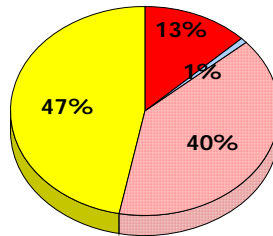
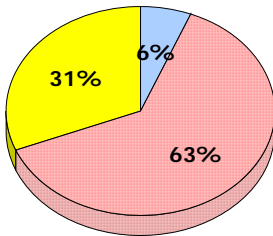
2013

Apr 30,
2013 (20)



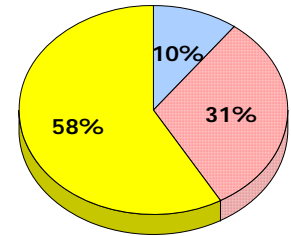
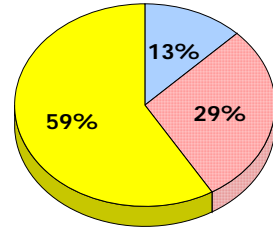
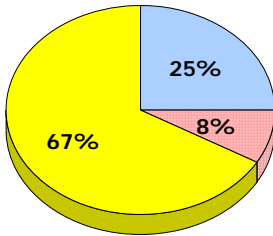
2012

Apr 30,
2012 (16)



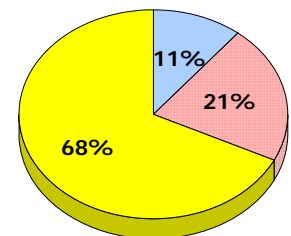
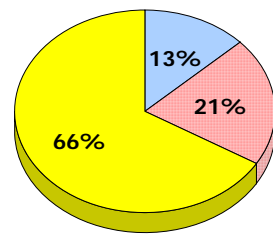
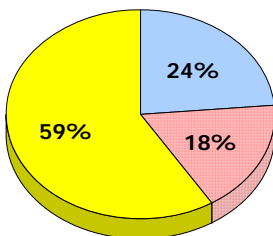
2011

AGR (12)



2010

AGR (17)



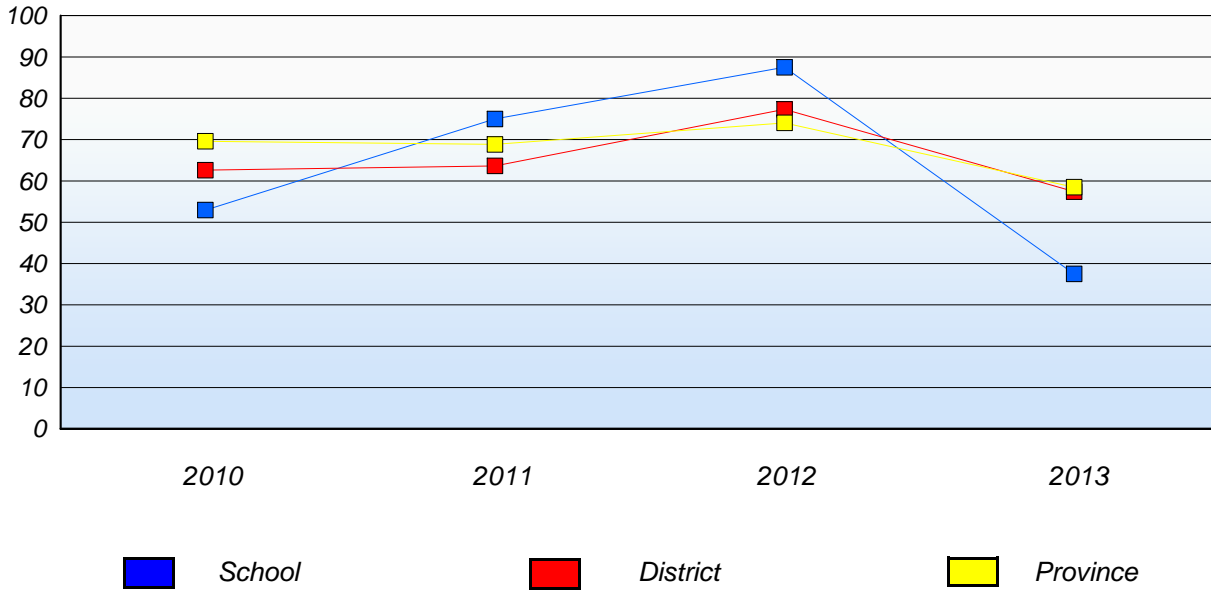
■ Exemption
 ■ Unknown
 Not Yet Meeting
 ■ Meeting or Exceeding

* In some cases, CRT numbers may exceed AGR numbers based on late enrolments. Pie chart is based on the number of students who wrote the CRT.
 * Mushuau Innu Natuashish School and Sheshatshiu Innu School are excluded from district and provincial results.

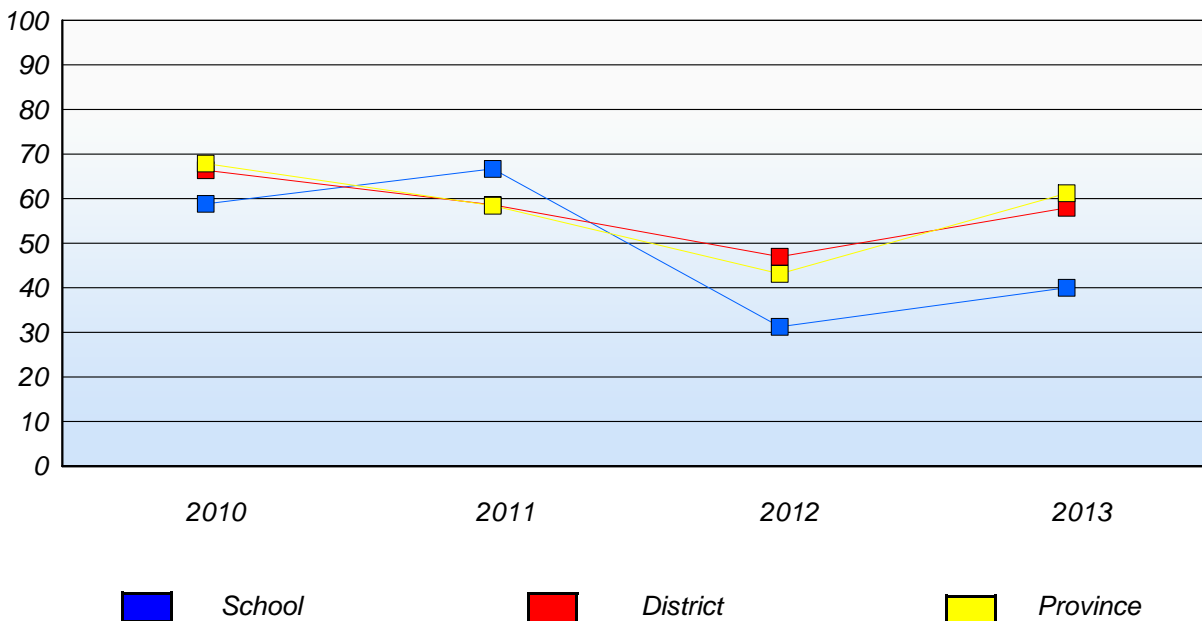
District 3 - Nova Central

School #: 150 St. Joseph's Elementary

Demand Writing
Percentage of students at level 3 or above (2010 - 2013)



Reading
Percentage of students at level 3 or above (2010 - 2013)



* In some cases, CRT numbers may exceed AGR numbers based on late enrolments. Pie chart is based on the number of students who wrote the CRT.

* Mushuau Innu Natuashish School and Sheshatshiu Innu School are excluded from district and provincial results.

District 3 - Nova Central

School #: 151 John Watkins Academy

Demand Writing

School

District

Province

Creative Writing

Persuasive Writing

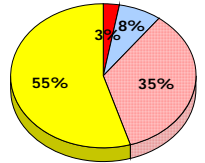
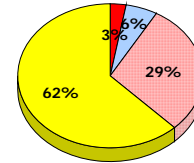
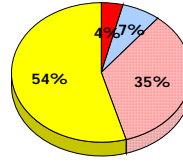
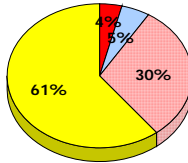
Creative Writing

Persuasive Writing

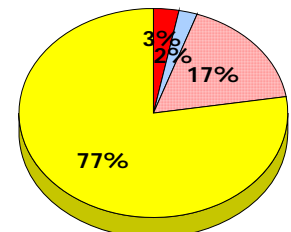
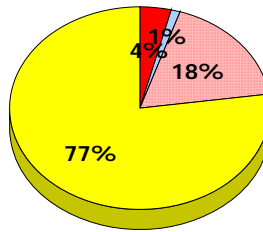
Creative Writing

Persuasive Writing

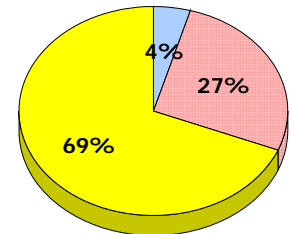
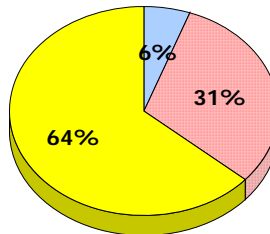
2013
Apr 30, 2013 (3)
School data with 5 or fewer students withheld for reasons of confidentiality.



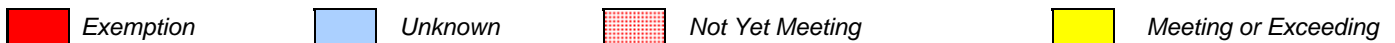
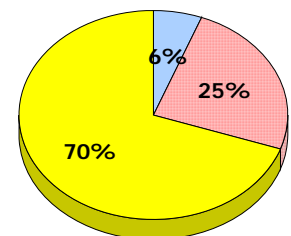
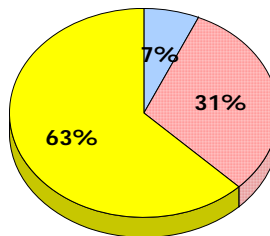
2012
Apr 30, 2012 (7)



2011
AGR (5)



2010
AGR (4)



* In some cases, CRT numbers may exceed AGR numbers based on late enrolments. Pie chart is based on the number of students who wrote the CRT.
 * Mushuau Innu Natuashish School and Sheshatshiu Innu School are excluded from district and provincial results.

District 3 - Nova Central

School #: 151 John Watkins Academy

Reading

School

District

Province

Non - Fiction

Fiction

Non - Fiction

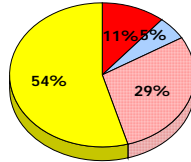
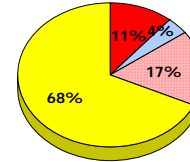
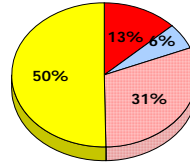
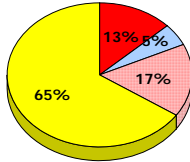
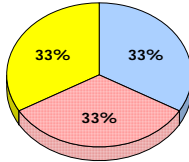
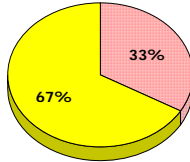
Fiction

Non - Fiction

Fiction

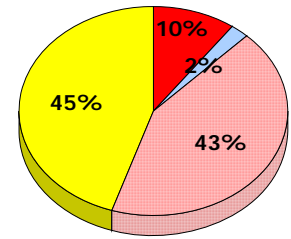
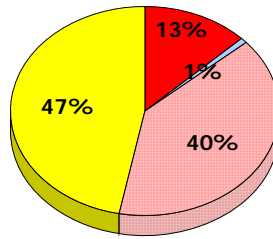
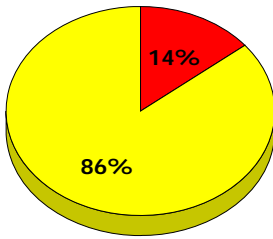
2013

Apr 30,
2013 (3)



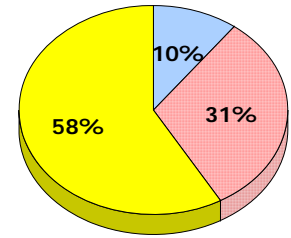
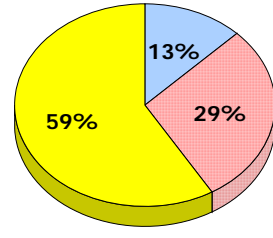
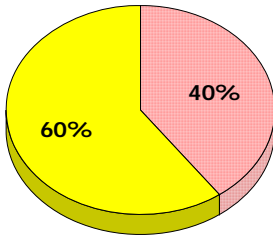
2012

Apr 30,
2012 (7)



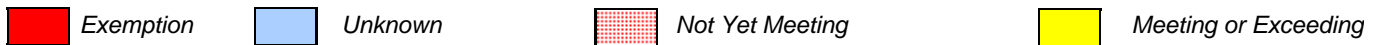
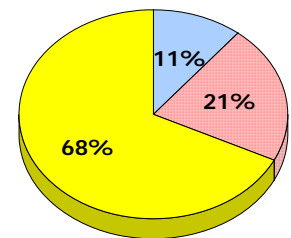
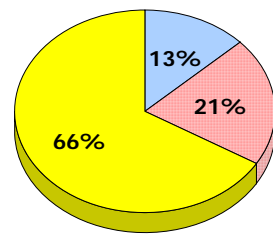
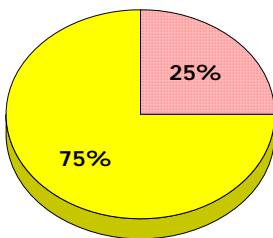
2011

AGR (5)



2010

AGR (4)

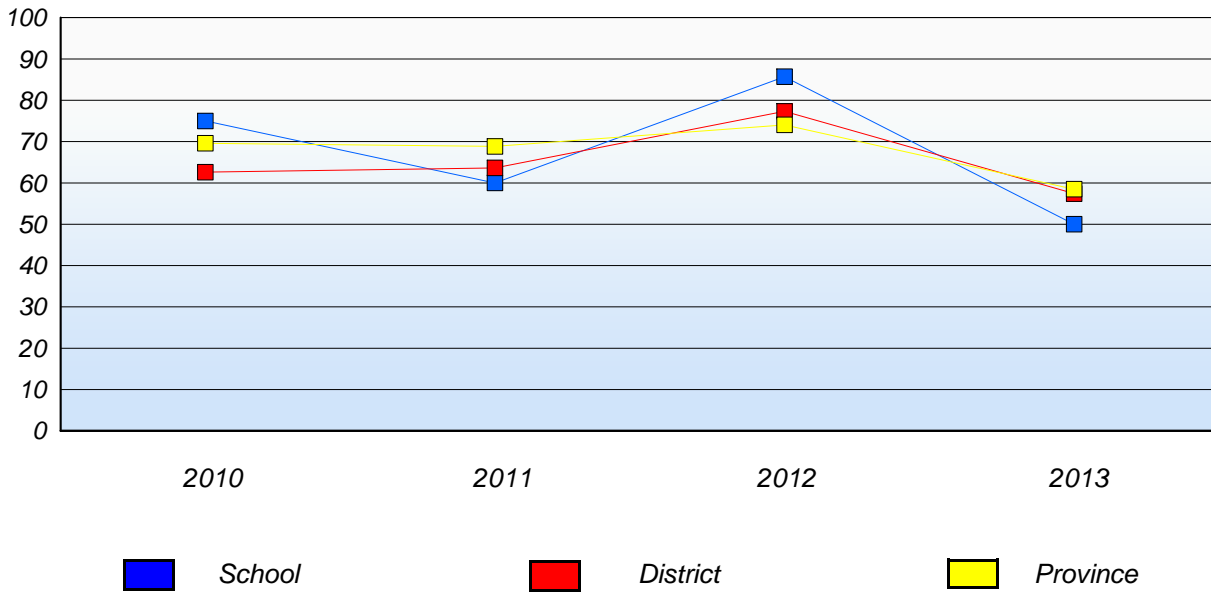


* In some cases, CRT numbers may exceed AGR numbers based on late enrolments. Pie chart is based on the number of students who wrote the CRT.
 * Mushuau Innu Natuashish School and Sheshatshiu Innu School are excluded from district and provincial results.

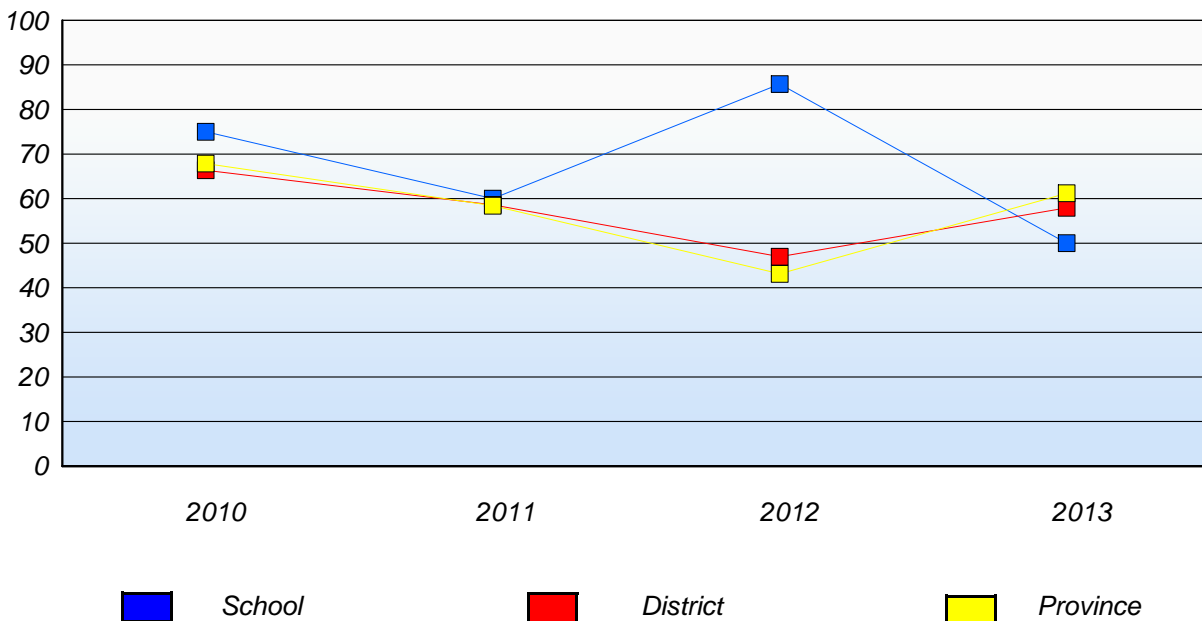
District 3 - Nova Central

School #: 151 John Watkins Academy

Demand Writing
Percentage of students at level 3 or above (2010 - 2013)



Reading
Percentage of students at level 3 or above (2010 - 2013)



* In some cases, CRT numbers may exceed AGR numbers based on late enrolments. Pie chart is based on the number of students who wrote the CRT.

* Mushuau Innu Natuashish School and Sheshatshiu Innu School are excluded from district and provincial results.

District 3 - Nova Central

School #: 152 Valmont Academy

Demand Writing

School

District

Province

Creative Writing

Persuasive Writing

Creative Writing

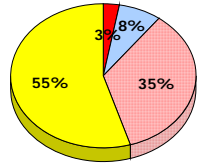
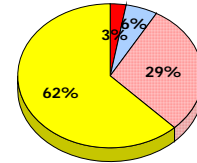
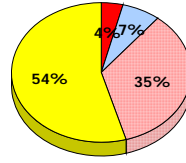
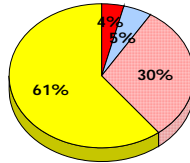
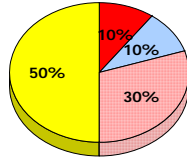
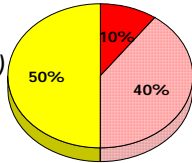
Persuasive Writing

Creative Writing

Persuasive Writing

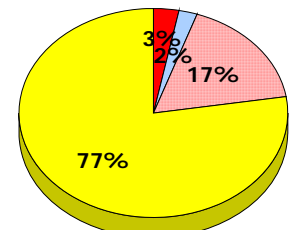
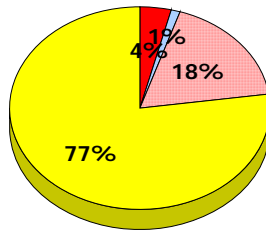
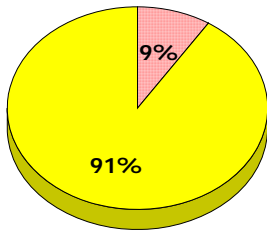
2013

Apr 30, 2013 (10)



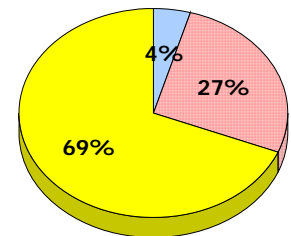
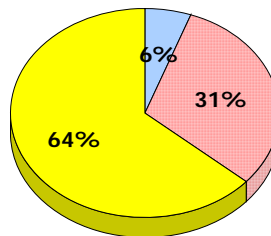
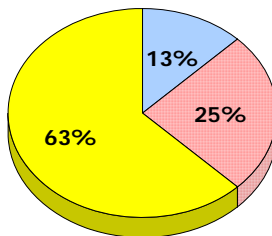
2012

Apr 30, 2012 (11)



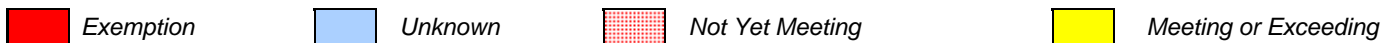
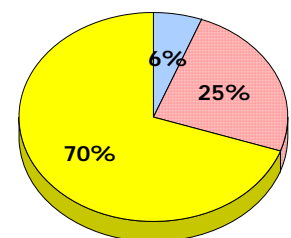
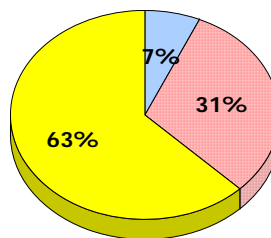
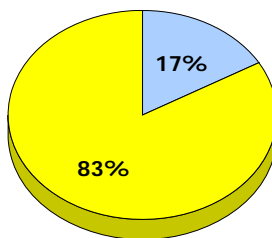
2011

AGR (8)



2010

AGR (6)



* In some cases, CRT numbers may exceed AGR numbers based on late enrolments. Pie chart is based on the number of students who wrote the CRT.
 * Mushuau Innu Natuashish School and Sheshatshiu Innu School are excluded from district and provincial results.

District 3 - Nova Central

School #: 152 Valmont Academy

Reading

School

District

Province

Non - Fiction

Fiction

Non - Fiction

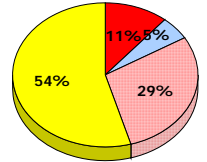
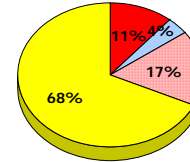
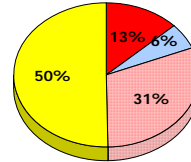
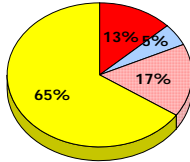
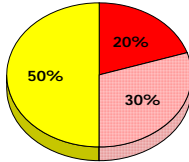
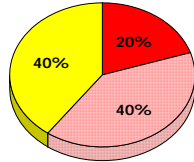
Fiction

Non - Fiction

Fiction

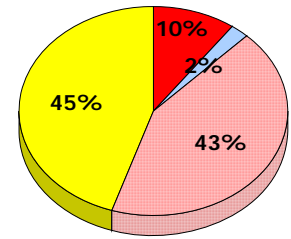
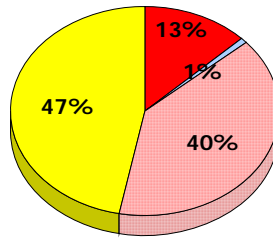
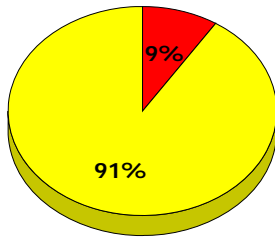
2013

Apr 30,
2013 (10)



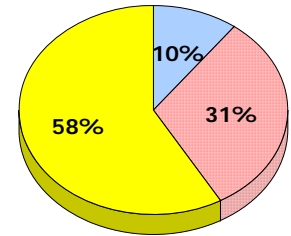
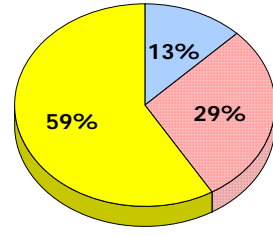
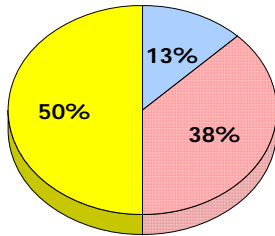
2012

Apr 30,
2012 (11)



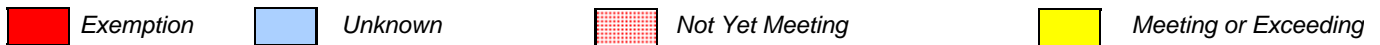
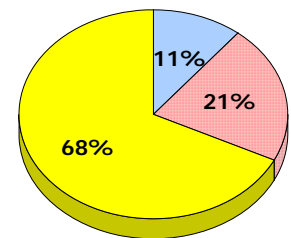
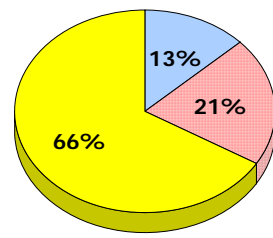
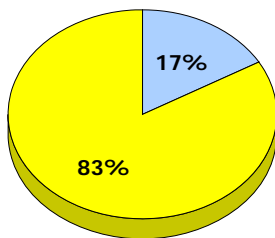
2011

AGR (8)



2010

AGR (6)

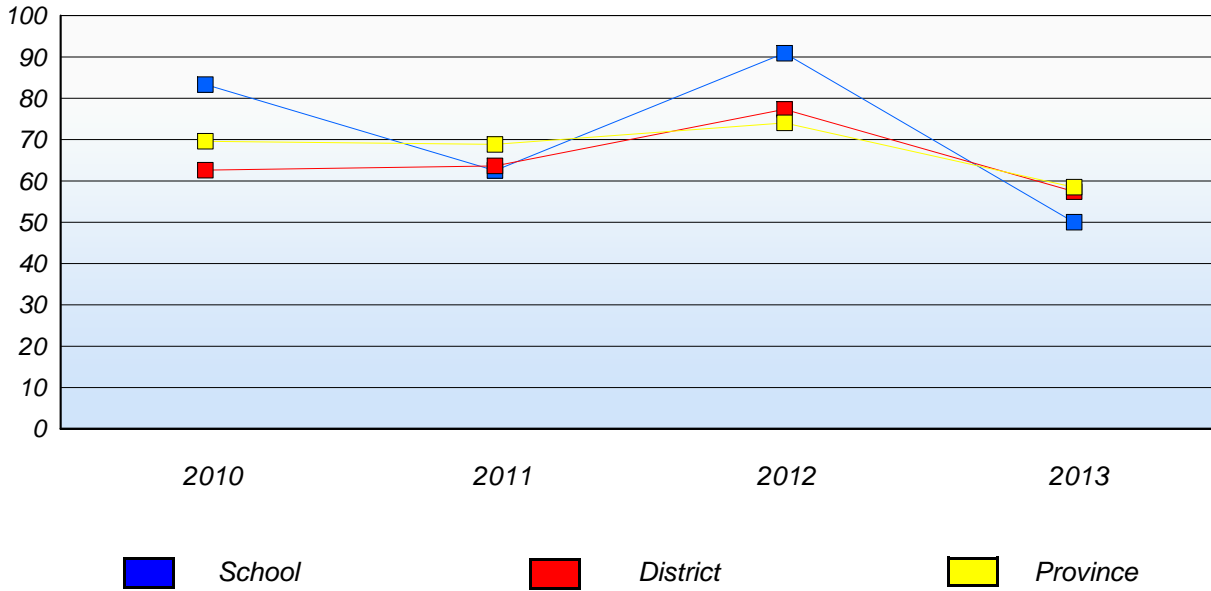


* In some cases, CRT numbers may exceed AGR numbers based on late enrolments. Pie chart is based on the number of students who wrote the CRT.
 * Mushuau Innu Natuashish School and Sheshatshiu Innu School are excluded from district and provincial results.

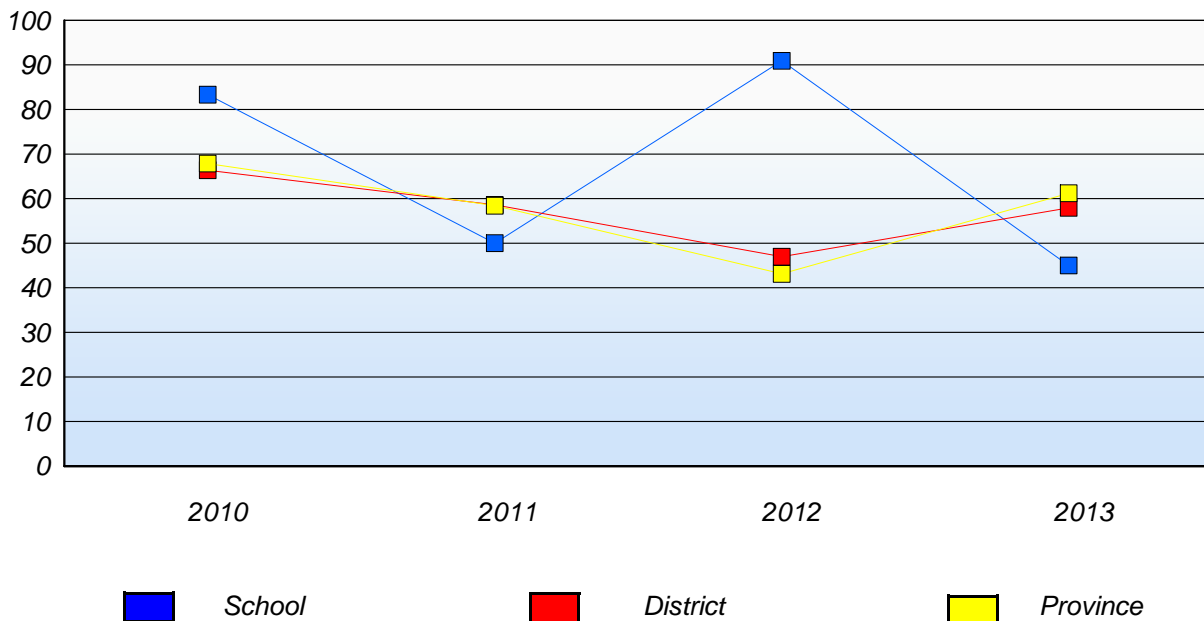
District 3 - Nova Central

School #: 152 Valmont Academy

Demand Writing
Percentage of students at level 3 or above (2010 - 2013)



Reading
Percentage of students at level 3 or above (2010 - 2013)



* In some cases, CRT numbers may exceed AGR numbers based on late enrolments. Pie chart is based on the number of students who wrote the CRT.

* Mushuau Innu Natuashish School and Sheshatshiu Innu School are excluded from district and provincial results.

District 3 - Nova Central

School #: 154 Hillside Elementary

Demand Writing

School

District

Province

Creative Writing

Persuasive Writing

Creative Writing

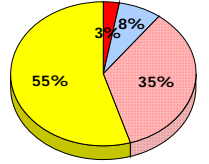
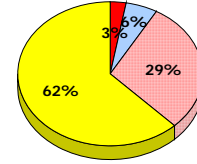
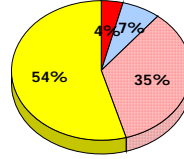
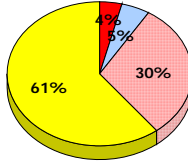
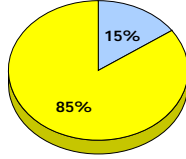
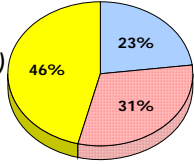
Persuasive Writing

Creative Writing

Persuasive Writing

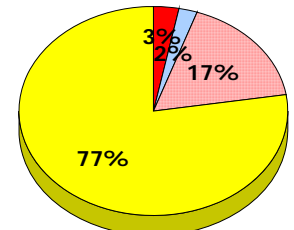
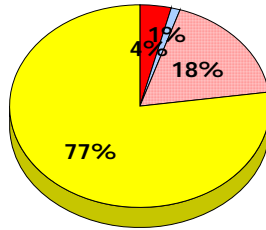
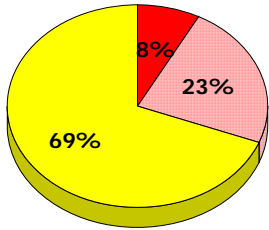
2013

Apr 30, 2013 (13)



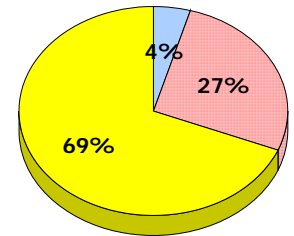
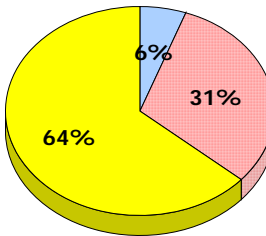
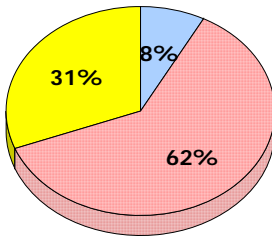
2012

Apr 30, 2012 (13)



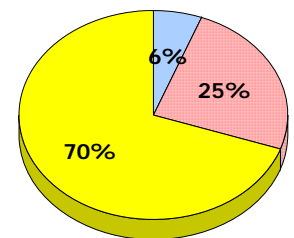
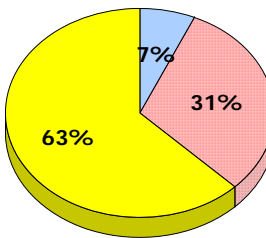
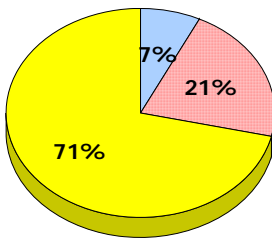
2011

AGR (13)



2010

AGR (14)



■ Exemption
 ■ Unknown
 ■ Not Yet Meeting
 ■ Meeting or Exceeding

* In some cases, CRT numbers may exceed AGR numbers based on late enrolments. Pie chart is based on the number of students who wrote the CRT.
 * Mushuau Innu Natuashish School and Sheshatshiu Innu School are excluded from district and provincial results.

Primary English Language Arts
4 Year Provincial Assessment, June 2013
Student Population Report
(average scores)

District 3 - Nova Central

School #: 154 Hillside Elementary

Reading

School

District

Province

Non - Fiction

Fiction

Non - Fiction

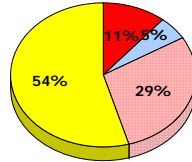
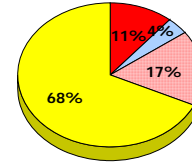
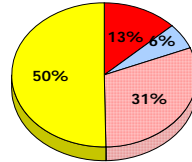
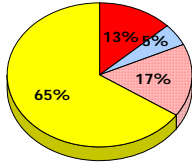
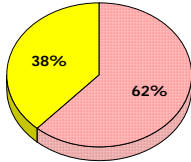
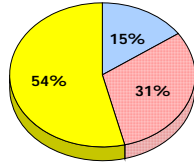
Fiction

Non - Fiction

Fiction

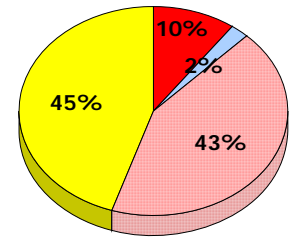
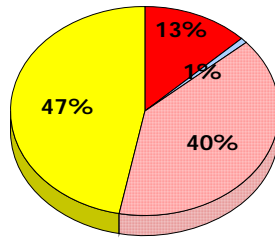
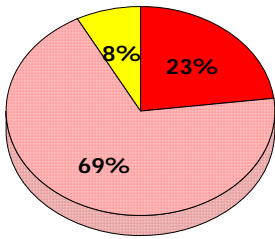
2013

Apr 30,
2013 (13)



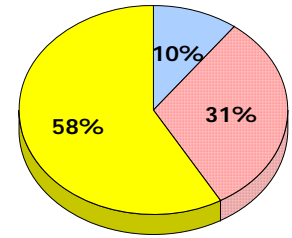
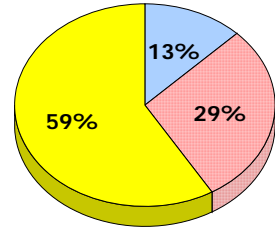
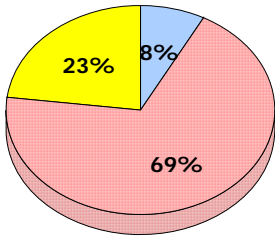
2012

Apr 30,
2012 (13)



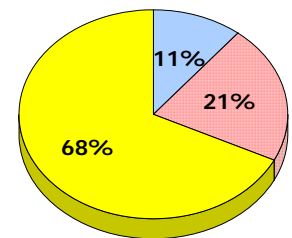
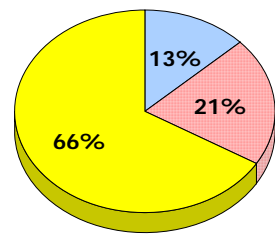
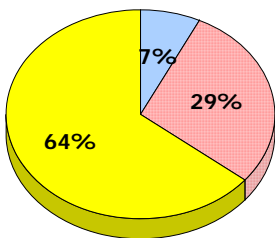
2011

AGR (13)



2010

AGR (14)



■ Exemption
 ■ Unknown
 ■ Not Yet Meeting
 ■ Meeting or Exceeding

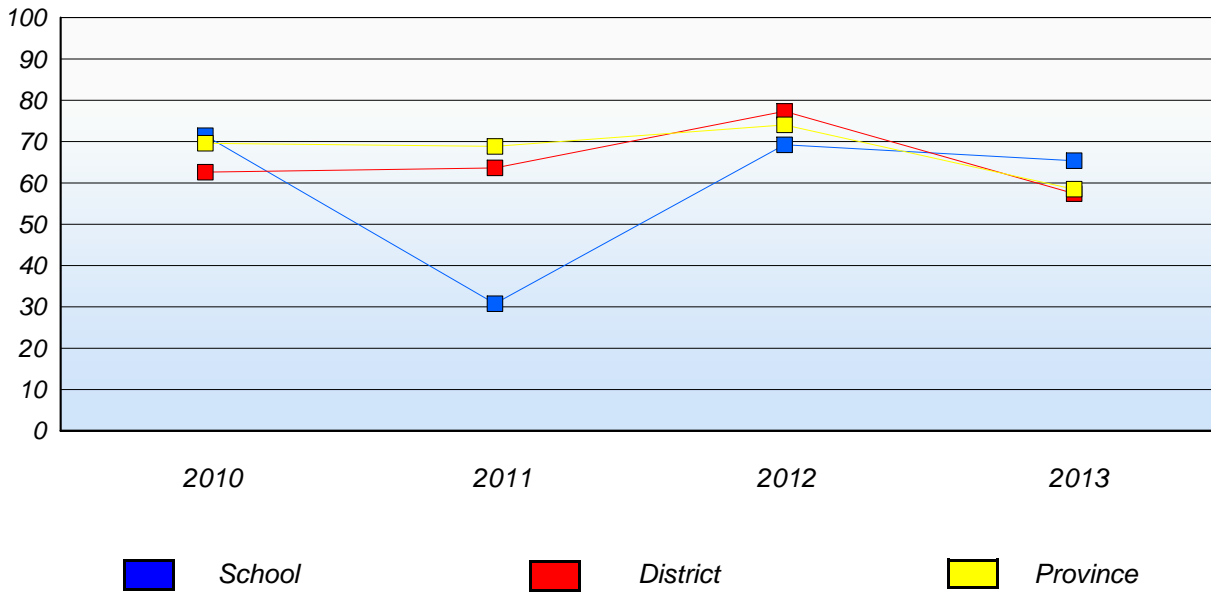
* In some cases, CRT numbers may exceed AGR numbers based on late enrolments. Pie chart is based on the number of students who wrote the CRT.
 * Mushuau Innu Natuashish School and Sheshatshiu Innu School are excluded from district and provincial results.

District 3 - Nova Central

School #: 154 Hillside Elementary

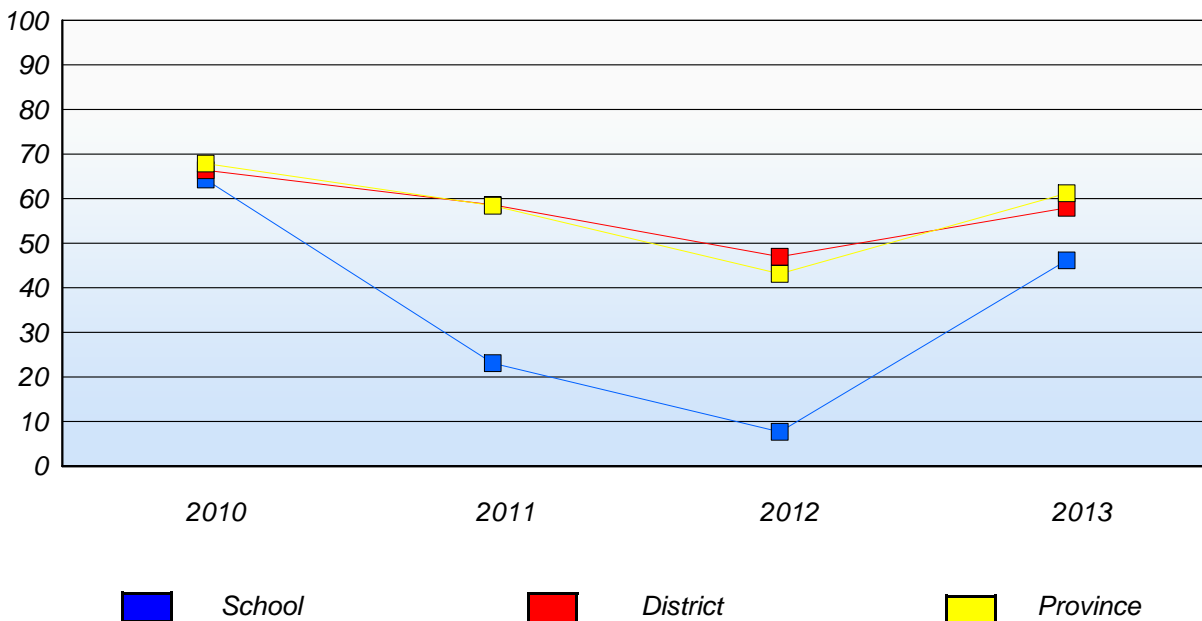
Demand Writing

Percentage of students at level 3 or above (2010 - 2013)



Reading

Percentage of students at level 3 or above (2010 - 2013)



* In some cases, CRT numbers may exceed AGR numbers based on late enrolments. Pie chart is based on the number of students who wrote the CRT.

* Mushuau Innu Natuashish School and Sheshatshiu Innu School are excluded from district and provincial results.

District 3 - Nova Central

School #: 155 Leading Tickles Primary

Demand Writing

School

District

Province

Creative Writing

Persuasive Writing

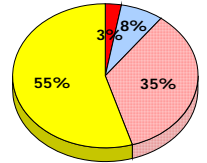
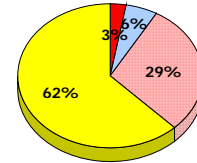
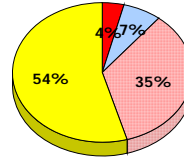
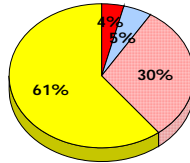
Creative Writing

Persuasive Writing

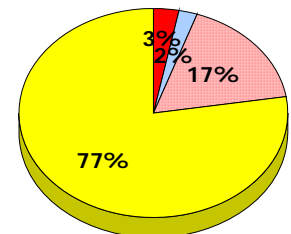
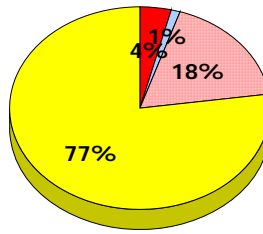
Creative Writing

Persuasive Writing

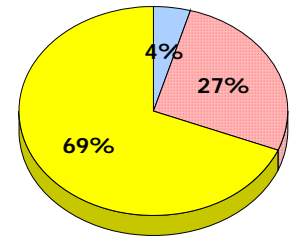
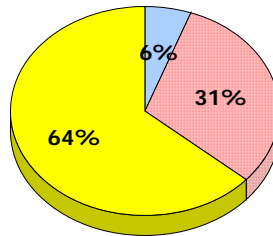
2013
Apr 30, 2013 (3)
School data with 5 or fewer students withheld for reasons of confidentiality.



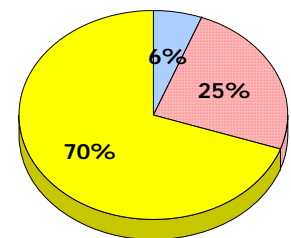
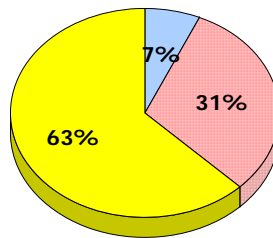
2012
Apr 30, 2012 (3)



2011
AGR (2)



2010
AGR (3)



■ Exemption
 ■ Unknown
 ■ Not Yet Meeting
 ■ Meeting or Exceeding

* In some cases, CRT numbers may exceed AGR numbers based on late enrolments. Pie chart is based on the number of students who wrote the CRT.
 * Mushuau Innu Natuashish School and Sheshatshiu Innu School are excluded from district and provincial results.

District 3 - Nova Central

School #: 155 Leading Tickles Primary

Reading

School

District

Province

Non - Fiction

Fiction

Non - Fiction

Fiction

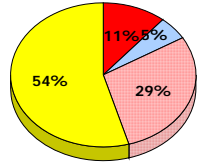
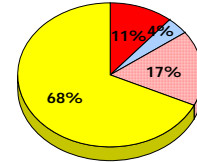
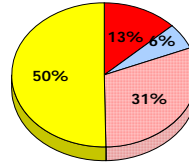
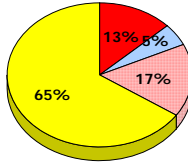
Non - Fiction

Fiction

2013

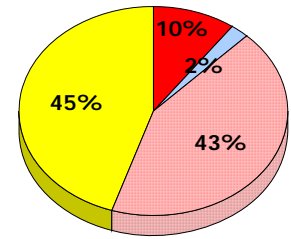
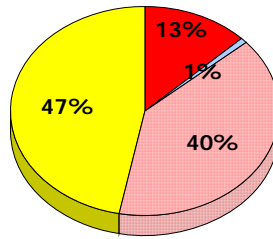
Apr 30,
2013 (3)

School data with 5 or fewer students
withheld for reasons of confidentiality.



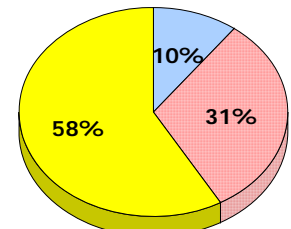
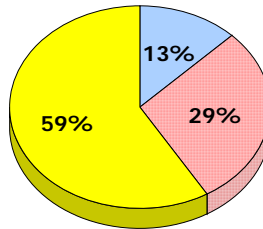
2012

Apr 30,
2012 (3)



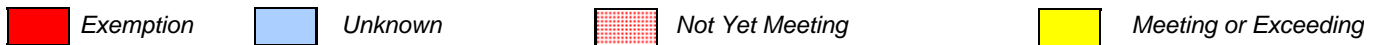
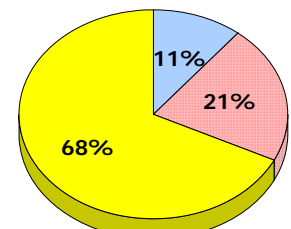
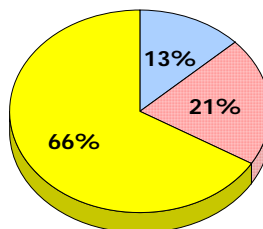
2011

AGR (2)



2010

AGR (3)



* In some cases, CRT numbers may exceed AGR numbers based on late enrolments. Pie chart is based on the number of students who wrote the CRT.

* Mushuau Innu Natuashish School and Sheshatshiu Innu School are excluded from district and provincial results.

District 3 - Nova Central

School #: 155 Leading Tickles Primary

Demand Writing

Percentage of students at level 3 or above (2010 - 2013)

School data with 5 or fewer students withheld for reasons of confidentiality.



Reading

Percentage of students at level 3 or above (2010 - 2013)

School data with 5 or fewer students withheld for reasons of confidentiality.



* In some cases, CRT numbers may exceed AGR numbers based on late enrolments. Pie chart is based on the number of students who wrote the CRT.

* Mushuau Innu Natuashish School and Sheshatshiu Innu School are excluded from district and provincial results.

District 3 - Nova Central

School #: 157 St. Peter's AG

Demand Writing

School

District

Province

Creative Writing

Persuasive Writing

Creative Writing

Persuasive Writing

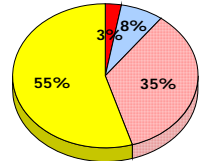
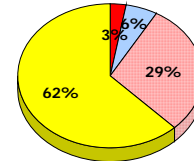
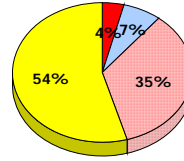
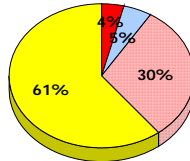
Creative Writing

Persuasive Writing

2013

Apr 30, 2013 (1)

School data with 5 or fewer students withheld for reasons of confidentiality.



2012

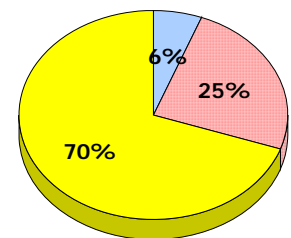
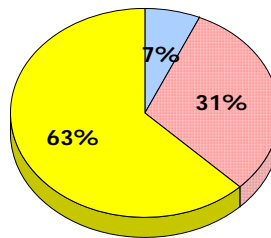
Apr 30, 2012 (0)

2011

AGR (0)

2010

AGR (1)



Exemption

Unknown

Not Yet Meeting

Meeting or Exceeding

* In some cases, CRT numbers may exceed AGR numbers based on late enrolments. Pie chart is based on the number of students who wrote the CRT.

* Mushuau Innu Natuashish School and Sheshatshiu Innu School are excluded from district and provincial results.

District 3 - Nova Central

School #: 157 St. Peter's AG

Reading

School

District

Province

Non - Fiction

Fiction

Non - Fiction

Fiction

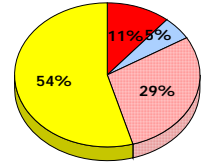
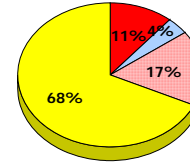
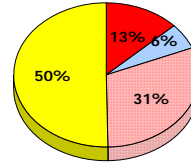
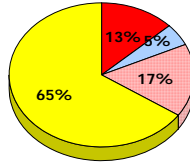
Non - Fiction

Fiction

2013

Apr 30,
2013 (1)

School data with 5 or fewer students
withheld for reasons of confidentiality.



2012

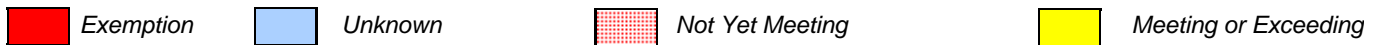
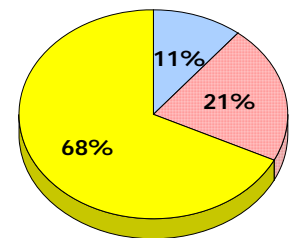
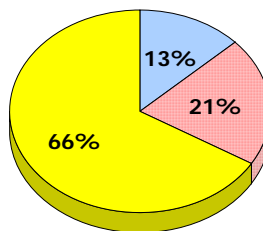
Apr 30,
2012 (0)

2011

AGR (0)

2010

AGR (1)



* In some cases, CRT numbers may exceed AGR numbers based on late enrolments. Pie chart is based on the number of students who wrote the CRT.

* Mushuau Innu Natuashish School and Sheshatshiu Innu School are excluded from district and provincial results.

District 3 - Nova Central

School #: 157 St. Peter's AG

Demand Writing

Percentage of students at level 3 or above (2010 - 2013)

School data with 5 or fewer students withheld for reasons of confidentiality.



Reading

Percentage of students at level 3 or above (2010 - 2013)

School data with 5 or fewer students withheld for reasons of confidentiality.



* In some cases, CRT numbers may exceed AGR numbers based on late enrolments. Pie chart is based on the number of students who wrote the CRT.

* Mushuau Innu Natuashish School and Sheshatshiu Innu School are excluded from district and provincial results.

District 3 - Nova Central

School #: 158 MSB Regional Academy

Demand Writing

School

District

Province

Creative Writing

Persuasive Writing

Creative Writing

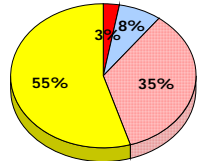
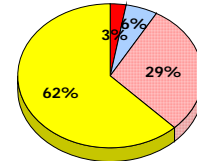
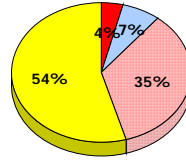
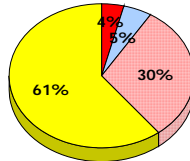
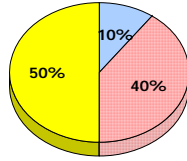
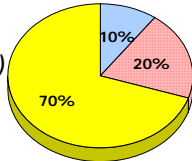
Persuasive Writing

Creative Writing

Persuasive Writing

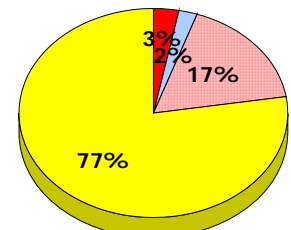
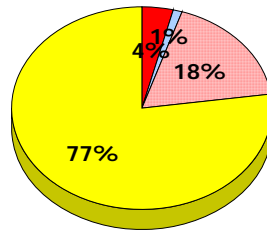
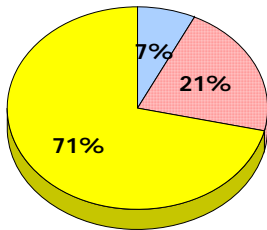
2013

Apr 30, 2013 (10)



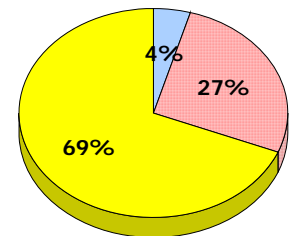
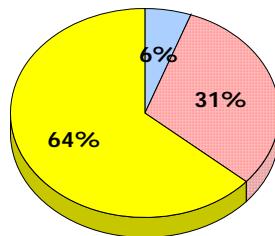
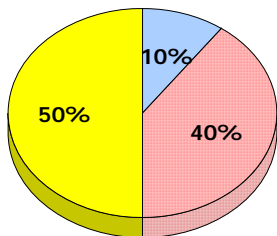
2012

Apr 30, 2012 (14)



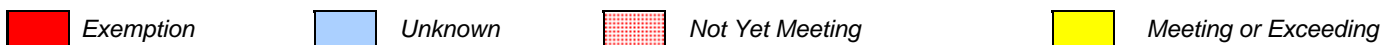
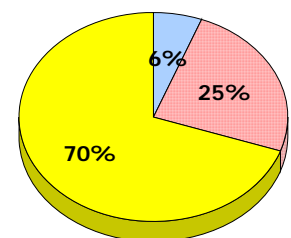
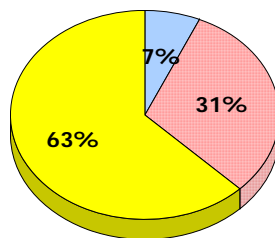
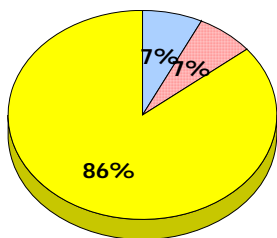
2011

AGR (10)



2010

AGR (14)



* In some cases, CRT numbers may exceed AGR numbers based on late enrolments. Pie chart is based on the number of students who wrote the CRT.
 * Mushuau Innu Natuashish School and Sheshatshiu Innu School are excluded from district and provincial results.

District 3 - Nova Central

School #: 158 MSB Regional Academy

Reading

School

District

Province

Non - Fiction

Fiction

Non - Fiction

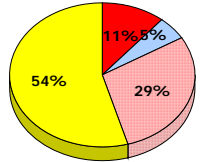
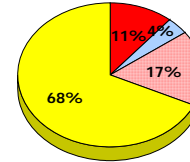
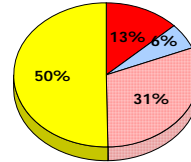
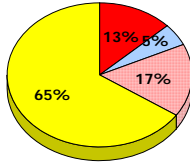
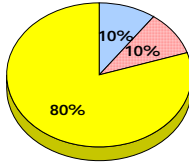
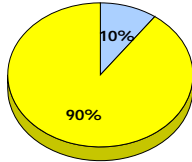
Fiction

Non - Fiction

Fiction

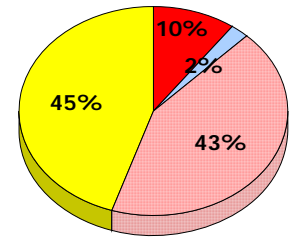
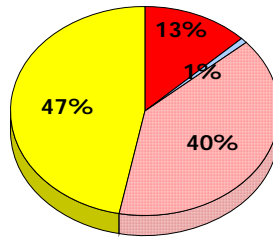
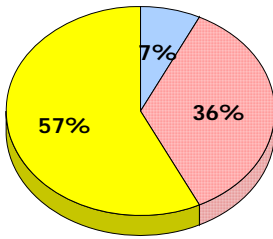
2013

Apr 30,
2013 (10)



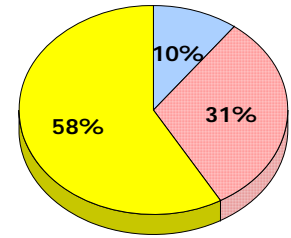
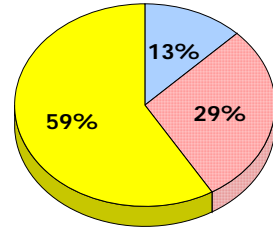
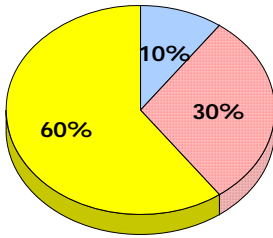
2012

Apr 30,
2012 (14)



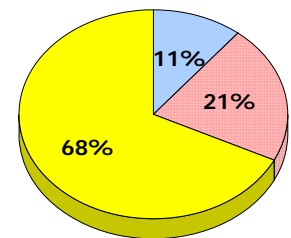
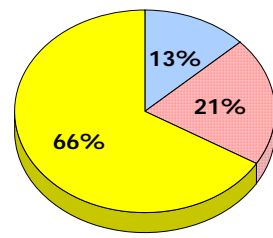
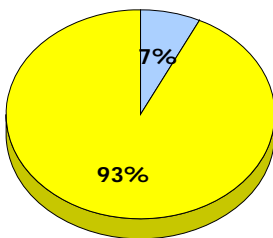
2011

AGR (10)



2010

AGR (14)



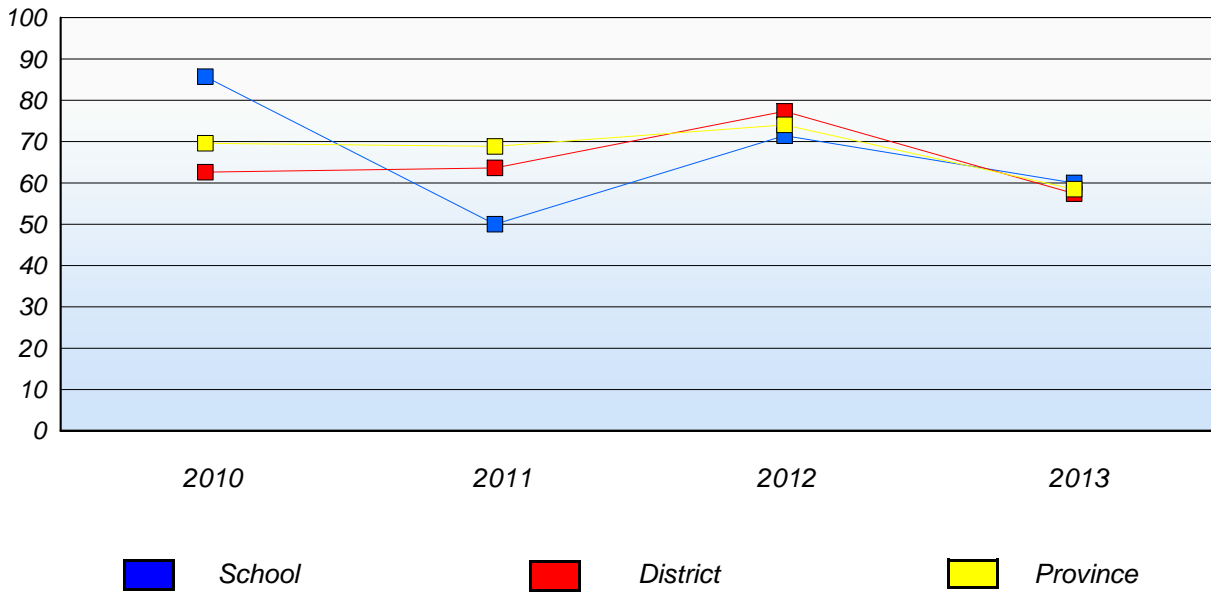
■ Exemption
 ■ Unknown
 ■ Not Yet Meeting
 ■ Meeting or Exceeding

* In some cases, CRT numbers may exceed AGR numbers based on late enrolments. Pie chart is based on the number of students who wrote the CRT.
 * Mushuau Innu Natuashish School and Sheshatshiu Innu School are excluded from district and provincial results.

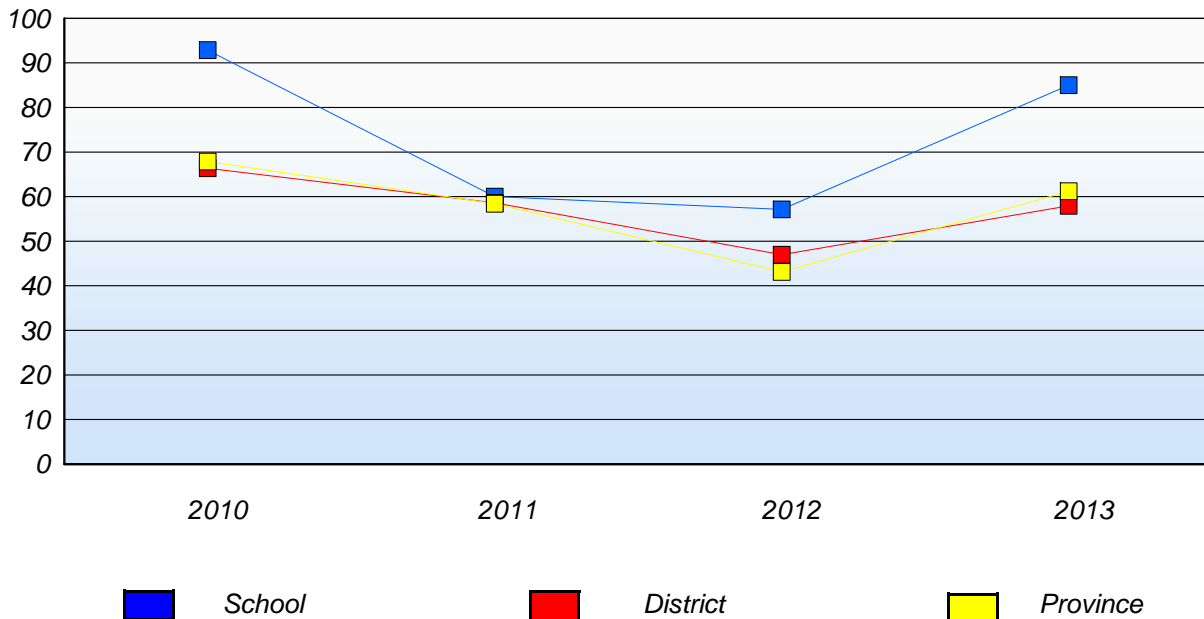
District 3 - Nova Central

School #: 158 MSB Regional Academy

Demand Writing
Percentage of students at level 3 or above (2010 - 2013)



Reading
Percentage of students at level 3 or above (2010 - 2013)



* In some cases, CRT numbers may exceed AGR numbers based on late enrolments. Pie chart is based on the number of students who wrote the CRT.

* Mushuau Innu Natuashish School and Sheshatshiu Innu School are excluded from district and provincial results.

District 3 - Nova Central

School #: 160 Bayview Primary

Demand Writing

School

District

Province

Creative Writing

Persuasive Writing

Creative Writing

Persuasive Writing

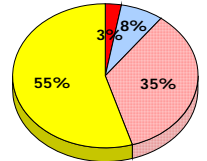
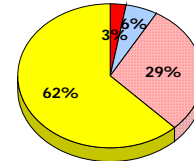
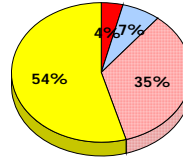
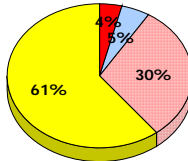
Creative Writing

Persuasive Writing

2013

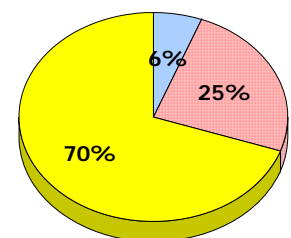
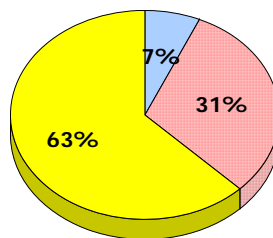
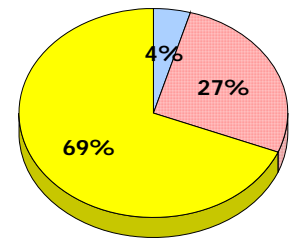
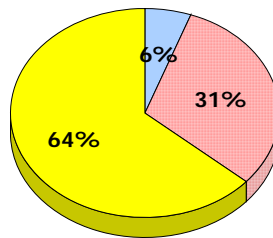
Apr 30, 2013 (1)

School data with 5 or fewer students withheld for reasons of confidentiality.



2012

Apr 30, 2012 (0)



2011

AGR (2)

2010

AGR (1)

Exemption

Unknown

Not Yet Meeting

Meeting or Exceeding

* In some cases, CRT numbers may exceed AGR numbers based on late enrolments. Pie chart is based on the number of students who wrote the CRT.

* Mushuau Innu Natuashish School and Sheshatshiu Innu School are excluded from district and provincial results.

Primary English Language Arts
4 Year Provincial Assessment, June 2013
Student Population Report
(average scores)

District 3 - Nova Central

School #: 160 Bayview Primary

Reading

School

District

Province

Non - Fiction

Fiction

Non - Fiction

Fiction

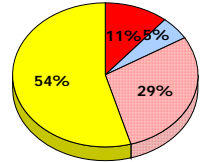
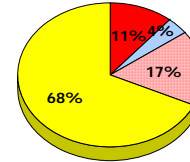
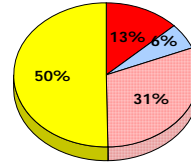
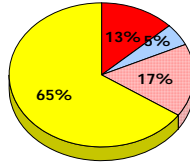
Non - Fiction

Fiction

2013

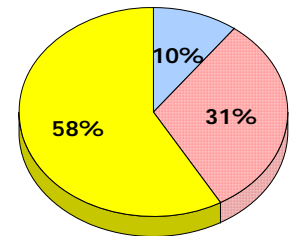
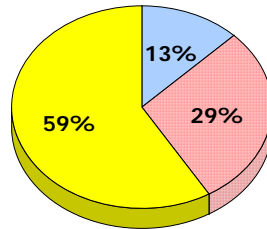
Apr 30,
2013 (1)

School data with 5 or fewer students
withheld for reasons of confidentiality.



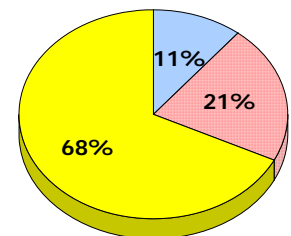
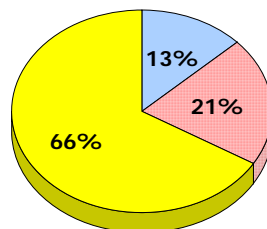
2012

Apr 30,
2012 (0)



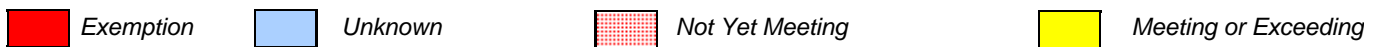
2011

AGR (2)



2010

AGR (1)



* In some cases, CRT numbers may exceed AGR numbers based on late enrolments. Pie chart is based on the number of students who wrote the CRT.

* Mushuau Innu Natuashish School and Sheshatshiu Innu School are excluded from district and provincial results.

Primary English Language Arts
4 Year Provincial Assessment, June 2013
Student Population Report
 (average scores)

District 3 - Nova Central

School #: 160 Bayview Primary

Demand Writing

Percentage of students at level 3 or above (2010 - 2013)

School data with 5 or fewer students withheld for reasons of confidentiality.



Reading

Percentage of students at level 3 or above (2010 - 2013)

School data with 5 or fewer students withheld for reasons of confidentiality.



* In some cases, CRT numbers may exceed AGR numbers based on late enrolments. Pie chart is based on the number of students who wrote the CRT.

* Mushuau Innu Natuashish School and Sheshatshiu Innu School are excluded from district and provincial results.

District 3 - Nova Central

School #: 163 Point Leamington Academy

Demand Writing

School

District

Province

Creative Writing

Persuasive Writing

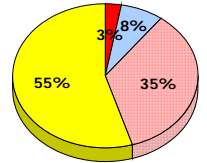
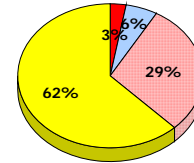
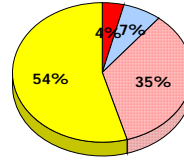
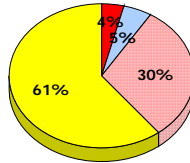
Creative Writing

Persuasive Writing

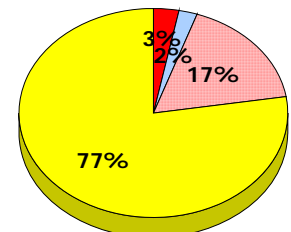
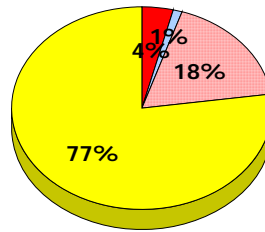
Creative Writing

Persuasive Writing

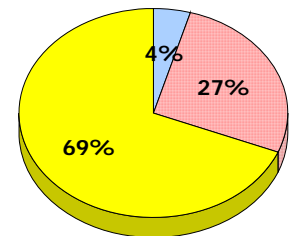
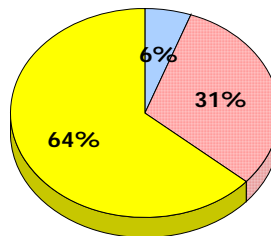
2013
Apr 30, 2013 (3)
School data with 5 or fewer students withheld for reasons of confidentiality.



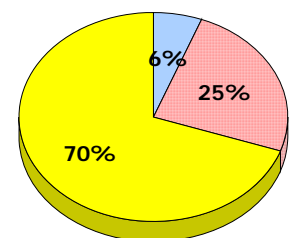
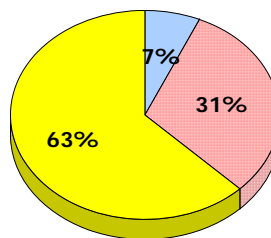
2012
Apr 30, 2012 (4)



2011
AGR (6)



2010
AGR (4)



■ Exemption
 ■ Unknown
 ■ Not Yet Meeting
 ■ Meeting or Exceeding

* In some cases, CRT numbers may exceed AGR numbers based on late enrolments. Pie chart is based on the number of students who wrote the CRT.
 * Mushuau Innu Natuashish School and Sheshatshiu Innu School are excluded from district and provincial results.

Primary English Language Arts
4 Year Provincial Assessment, June 2013
Student Population Report
(average scores)

District 3 - Nova Central

School #: 163 Point Leamington Academy

Reading

School

District

Province

Non - Fiction

Fiction

Non - Fiction

Fiction

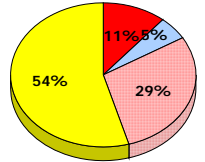
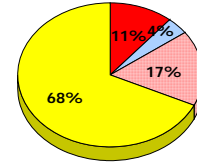
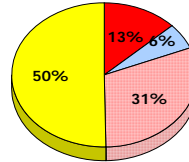
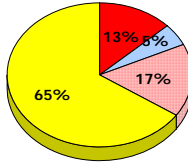
Non - Fiction

Fiction

2013

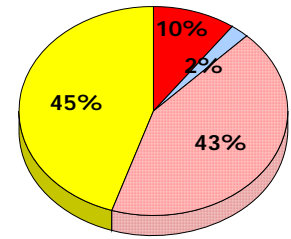
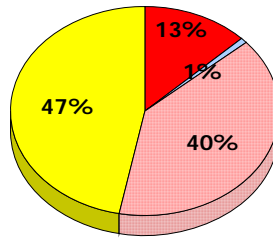
Apr 30,
2013 (3)

School data with 5 or fewer students
withheld for reasons of confidentiality.



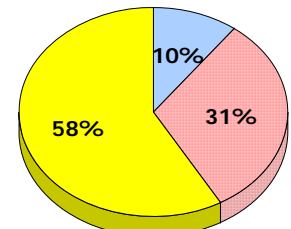
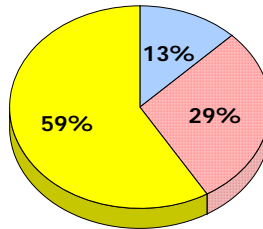
2012

Apr 30,
2012 (4)



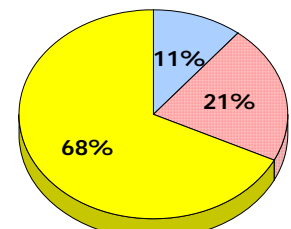
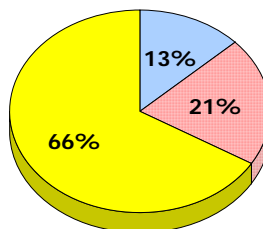
2011

AGR (6)



2010

AGR (4)



■ Exemption
 ■ Unknown
 ■ Not Yet Meeting
 ■ Meeting or Exceeding

* In some cases, CRT numbers may exceed AGR numbers based on late enrolments. Pie chart is based on the number of students who wrote the CRT.
 * Mushuau Innu Natuashish School and Sheshatshiu Innu School are excluded from district and provincial results.

District 3 - Nova Central

School #: 163 Point Leamington Academy

Demand Writing

Percentage of students at level 3 or above (2010 - 2013)

School data with 5 or fewer students withheld for reasons of confidentiality.



Reading

Percentage of students at level 3 or above (2010 - 2013)

School data with 5 or fewer students withheld for reasons of confidentiality.



* In some cases, CRT numbers may exceed AGR numbers based on late enrolments. Pie chart is based on the number of students who wrote the CRT.

* Mushuau Innu Natuashish School and Sheshatshiu Innu School are excluded from district and provincial results.

District 3 - Nova Central

School #: 165 St. Stephen's AG

Demand Writing

School

District

Province

Creative Writing

Persuasive Writing

Creative Writing

Persuasive Writing

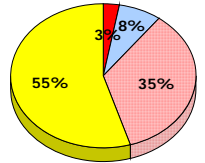
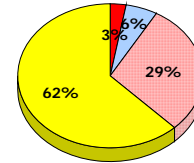
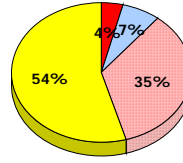
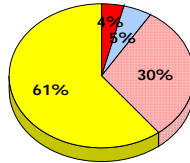
Creative Writing

Persuasive Writing

2013

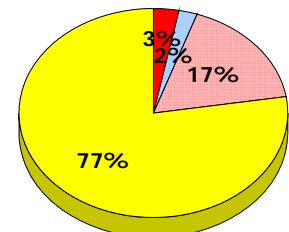
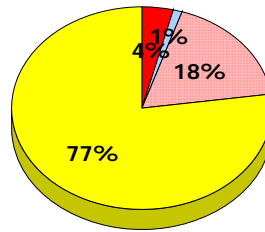
Apr 30, 2013 (2)

School data with 5 or fewer students withheld for reasons of confidentiality.



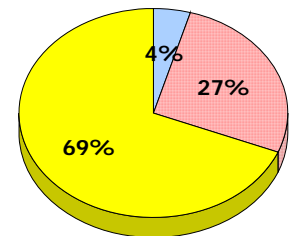
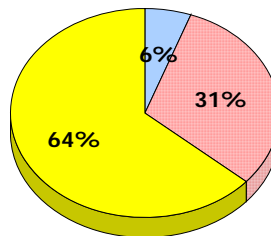
2012

Apr 30, 2012 (1)



2011

AGR (1)



2010

AGR (0)

Exemption

Unknown

Not Yet Meeting

Meeting or Exceeding

* In some cases, CRT numbers may exceed AGR numbers based on late enrolments. Pie chart is based on the number of students who wrote the CRT.
* Mushuau Innu Natuashish School and Sheshatshiu Innu School are excluded from district and provincial results.

Primary English Language Arts
4 Year Provincial Assessment, June 2013
Student Population Report
(average scores)

District 3 - Nova Central

School #: 165 St. Stephen's AG

Reading

School

District

Province

Non - Fiction

Fiction

Non - Fiction

Fiction

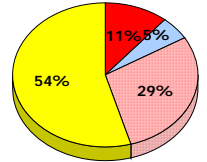
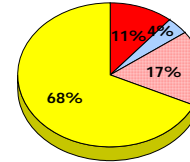
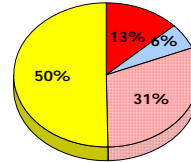
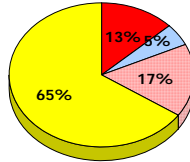
Non - Fiction

Fiction

2013

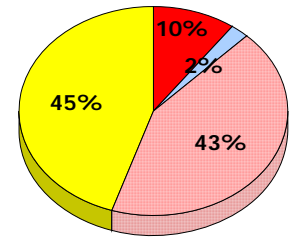
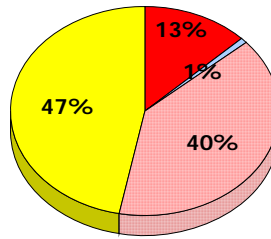
Apr 30,
2013 (2)

School data with 5 or fewer students
withheld for reasons of confidentiality.



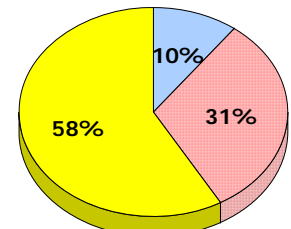
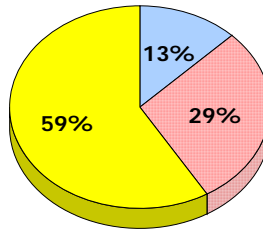
2012

Apr 30,
2012 (1)



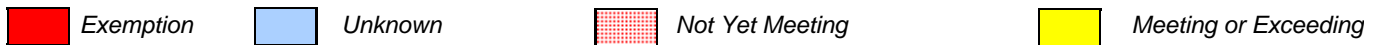
2011

AGR (1)



2010

AGR (0)



* In some cases, CRT numbers may exceed AGR numbers based on late enrolments. Pie chart is based on the number of students who wrote the CRT.

* Mushuau Innu Natuashish School and Sheshatshiu Innu School are excluded from district and provincial results.

Primary English Language Arts
4 Year Provincial Assessment, June 2013
Student Population Report
 (average scores)

District 3 - Nova Central

School #: 165 St. Stephen's AG

Demand Writing

Percentage of students at level 3 or above (2010 - 2013)

School data with 5 or fewer students withheld for reasons of confidentiality.



Reading

Percentage of students at level 3 or above (2010 - 2013)

School data with 5 or fewer students withheld for reasons of confidentiality.



* In some cases, CRT numbers may exceed AGR numbers based on late enrolments. Pie chart is based on the number of students who wrote the CRT.

* Mushuau Innu Natuashish School and Sheshatshiu Innu School are excluded from district and provincial results.

District 3 - Nova Central

School #: 167 Green Bay South Academy

Demand Writing

School

District

Province

Creative Writing

Persuasive Writing

Creative Writing

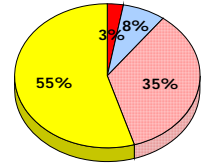
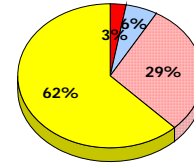
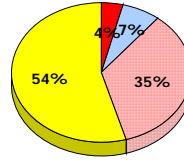
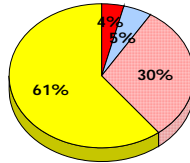
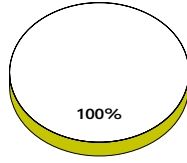
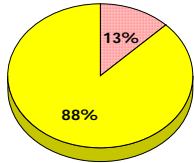
Persuasive Writing

Creative Writing

Persuasive Writing

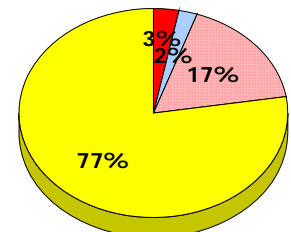
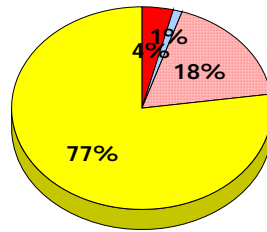
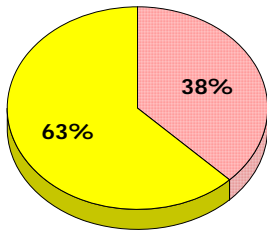
2013

Apr 30, 2013 (8)



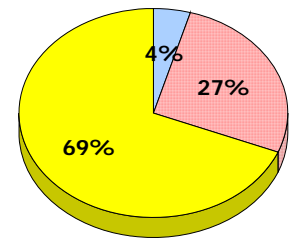
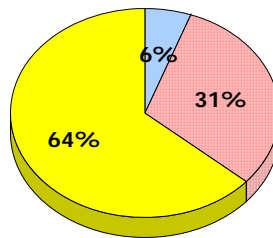
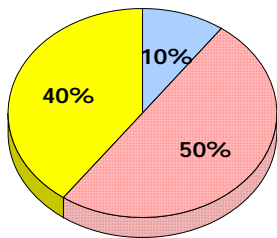
2012

Apr 30, 2012 (8)



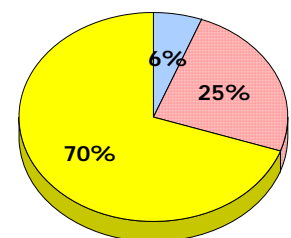
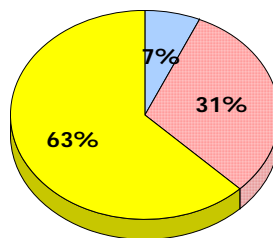
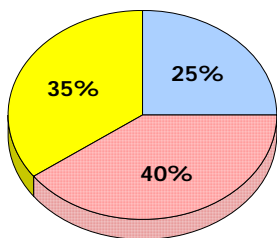
2011

AGR (10)



2010

AGR (20)



Exemption

Unknown

Not Yet Meeting

Meeting or Exceeding

* In some cases, CRT numbers may exceed AGR numbers based on late enrolments. Pie chart is based on the number of students who wrote the CRT.

* Mushuau Innu Natuashish School and Sheshatshiu Innu School are excluded from district and provincial results.

District 3 - Nova Central

School #: 167 Green Bay South Academy

Reading

School

District

Province

Non - Fiction

Fiction

Non - Fiction

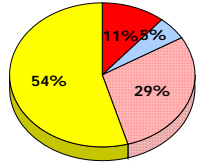
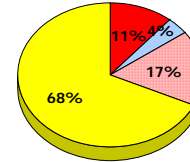
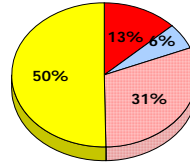
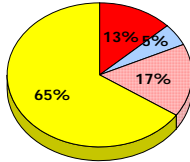
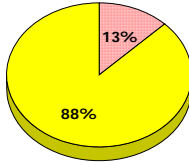
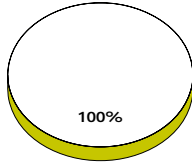
Fiction

Non - Fiction

Fiction

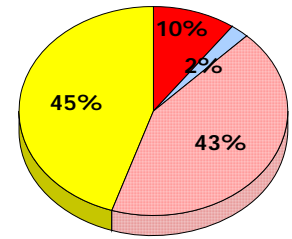
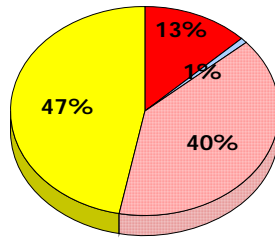
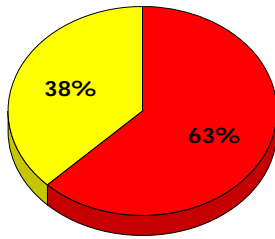
2013

Apr 30,
2013 (8)



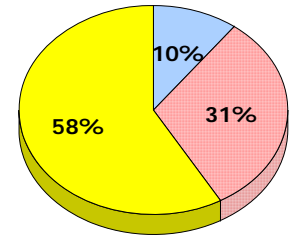
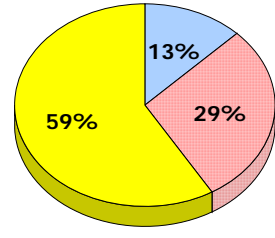
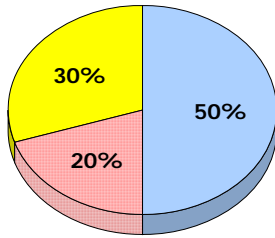
2012

Apr 30,
2012 (8)



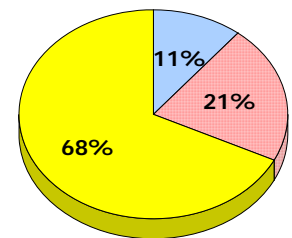
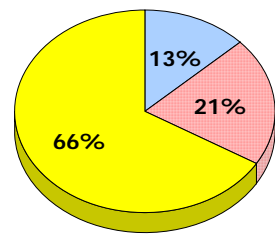
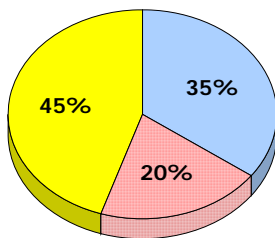
2011

AGR (10)



2010

AGR (20)



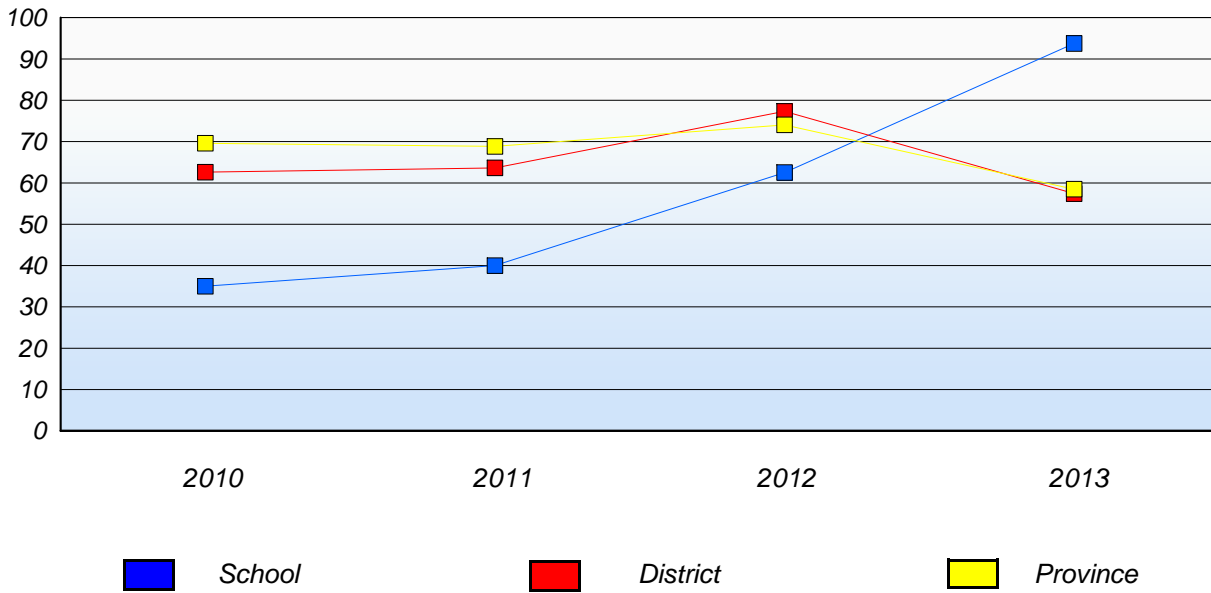
■ Exemption
 ■ Unknown
 ■ Not Yet Meeting
 ■ Meeting or Exceeding

* In some cases, CRT numbers may exceed AGR numbers based on late enrolments. Pie chart is based on the number of students who wrote the CRT.
 * Mushuau Innu Natuashish School and Sheshatshiu Innu School are excluded from district and provincial results.

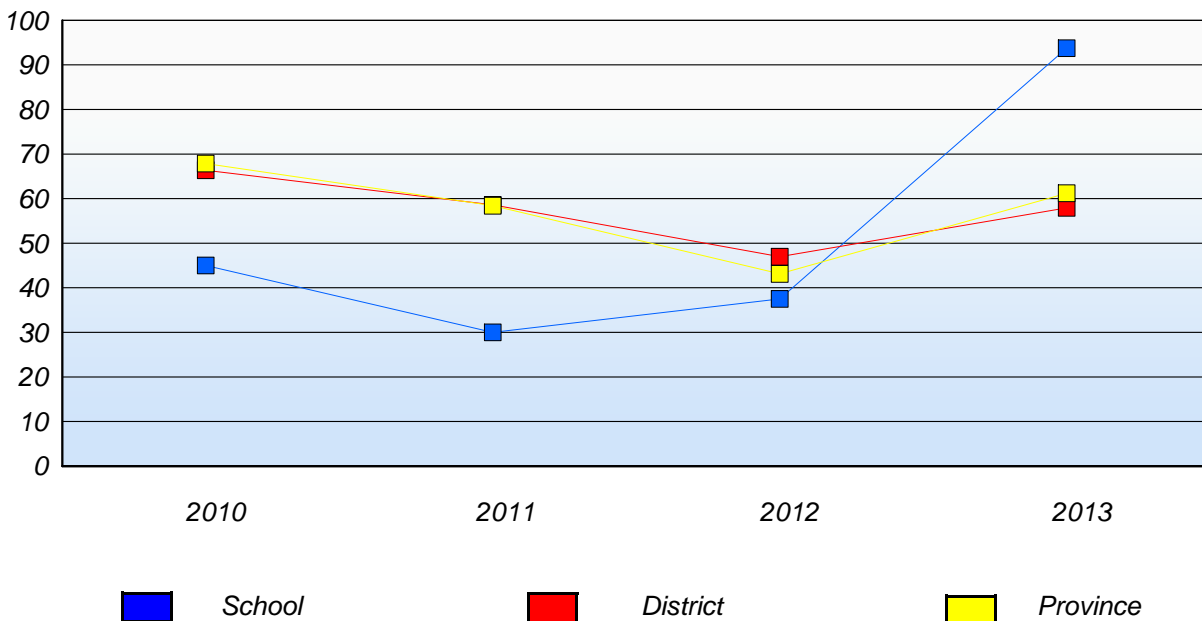
District 3 - Nova Central

School #: 167 Green Bay South Academy

Demand Writing
Percentage of students at level 3 or above (2010 - 2013)



Reading
Percentage of students at level 3 or above (2010 - 2013)



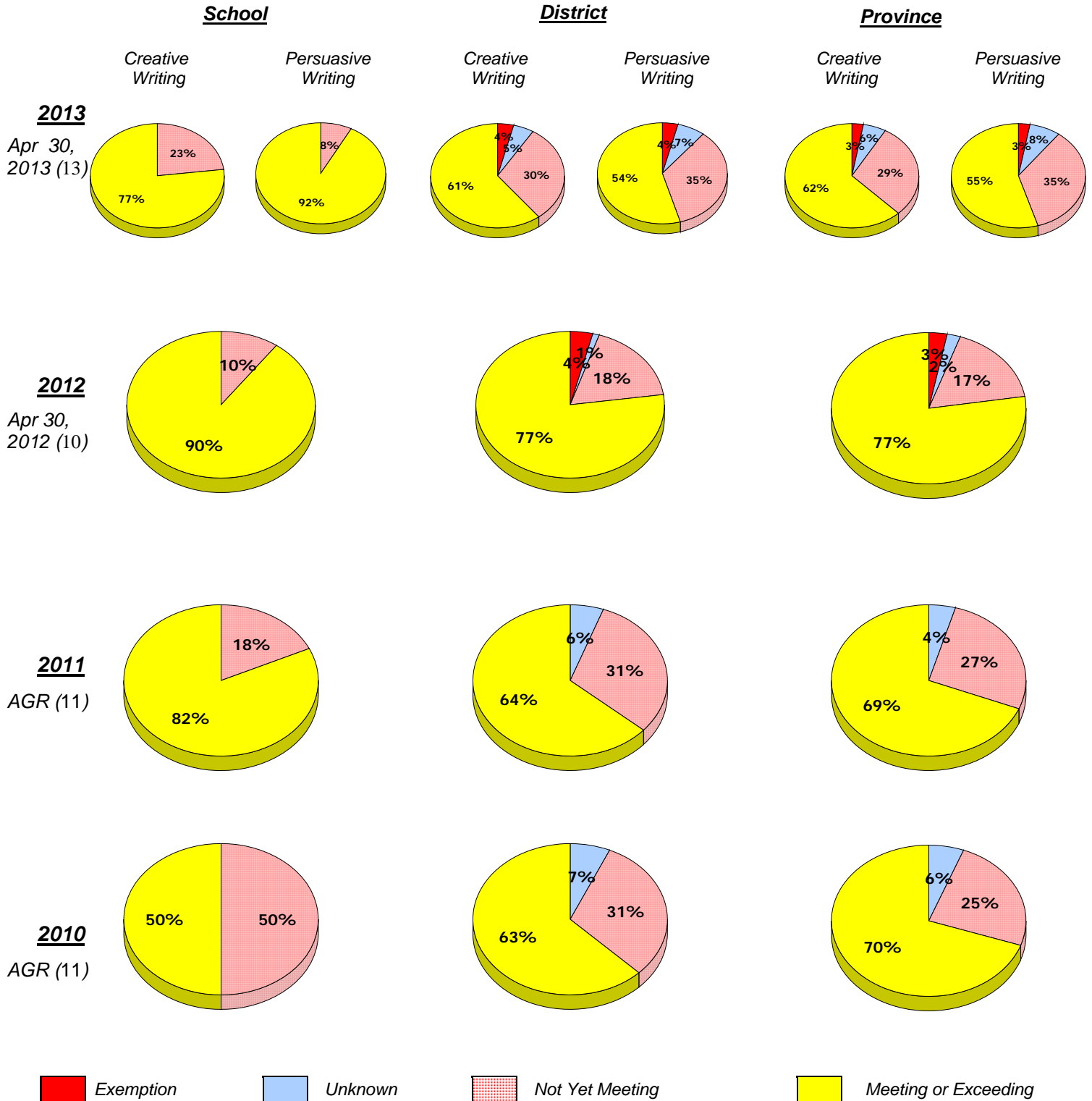
* In some cases, CRT numbers may exceed AGR numbers based on late enrolments. Pie chart is based on the number of students who wrote the CRT.

* Mushuau Innu Natuashish School and Sheshatshiu Innu School are excluded from district and provincial results.

District 3 - Nova Central

School #: 172 Brian Peckford Primary

Demand Writing



* In some cases, CRT numbers may exceed AGR numbers based on late enrolments. Pie chart is based on the number of students who wrote the CRT.
* Mushuau Innu Natuashish School and Sheshatshiu Innu School are excluded from district and provincial results.

Primary English Language Arts
4 Year Provincial Assessment, June 2013
Student Population Report
(average scores)

District 3 - Nova Central

School #: 172 Brian Peckford Primary

Reading

School

District

Province

Non - Fiction

Fiction

Non - Fiction

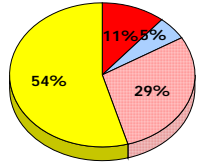
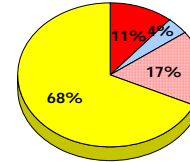
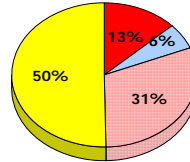
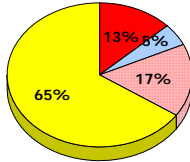
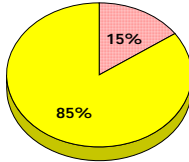
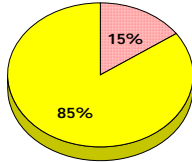
Fiction

Non - Fiction

Fiction

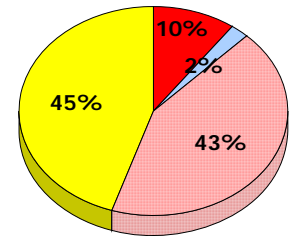
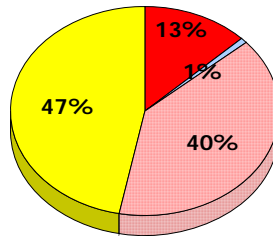
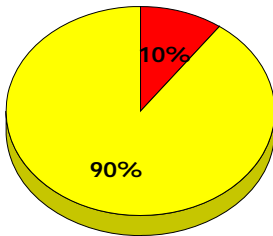
2013

Apr 30,
2013 (13)



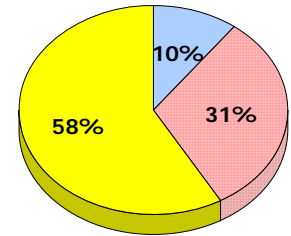
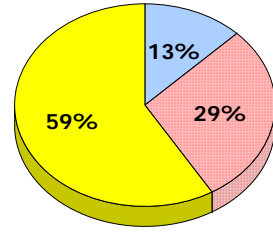
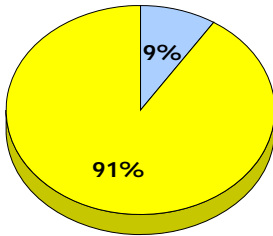
2012

Apr 30,
2012 (10)



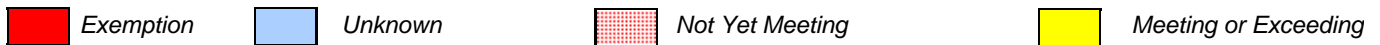
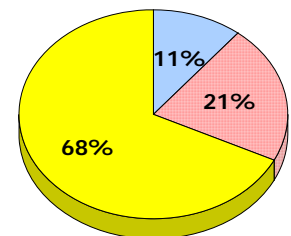
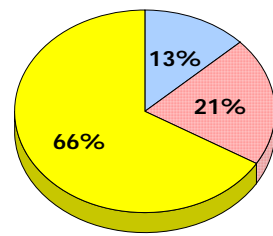
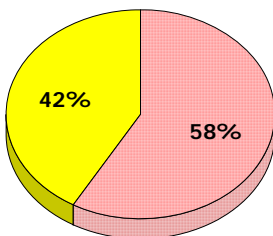
2011

AGR (11)



2010

AGR (11)

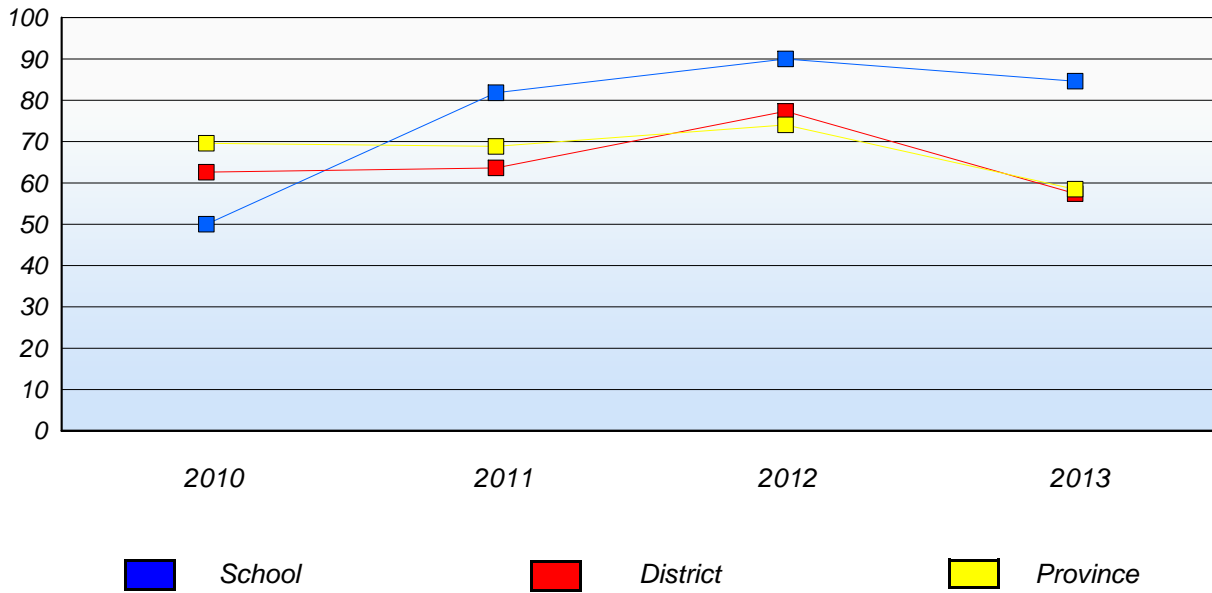


* In some cases, CRT numbers may exceed AGR numbers based on late enrolments. Pie chart is based on the number of students who wrote the CRT.
 * Mushuau Innu Natuashish School and Sheshatshiu Innu School are excluded from district and provincial results.

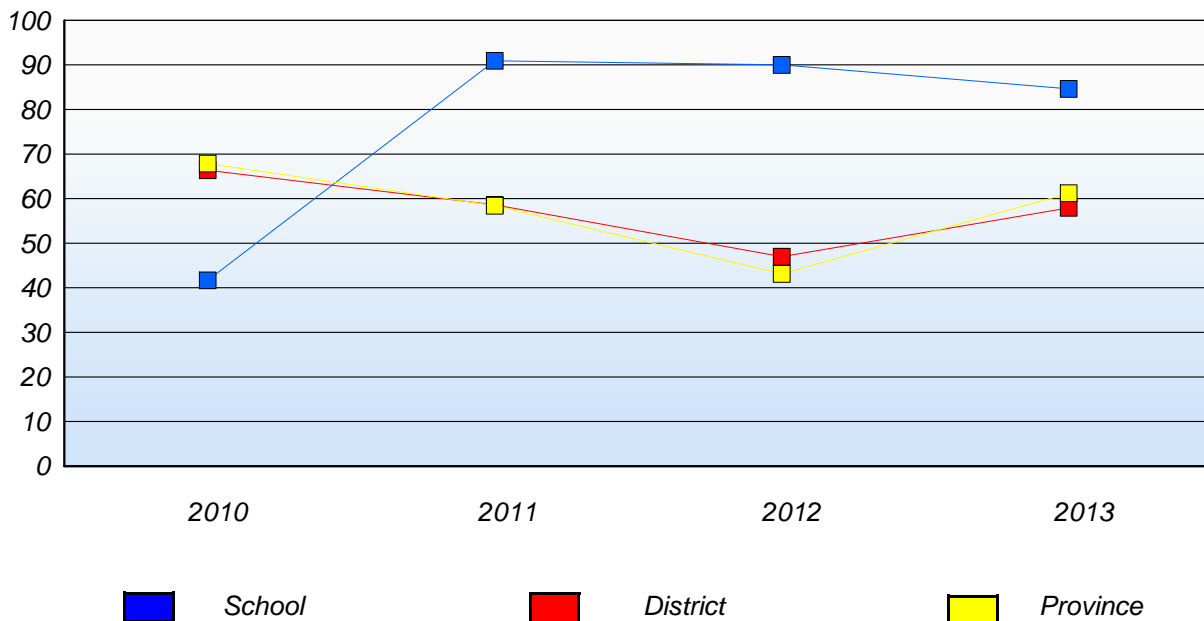
District 3 - Nova Central

School #: 172 Brian Peckford Primary

Demand Writing
Percentage of students at level 3 or above (2010 - 2013)



Reading
Percentage of students at level 3 or above (2010 - 2013)



* In some cases, CRT numbers may exceed AGR numbers based on late enrolments. Pie chart is based on the number of students who wrote the CRT.

* Mushuau Innu Natuashish School and Sheshatshiu Innu School are excluded from district and provincial results.

District 3 - Nova Central

School #: 177 Greenwood Academy

Demand Writing

School

District

Province

Creative Writing

Persuasive Writing

Creative Writing

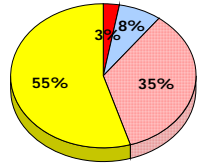
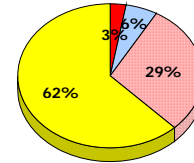
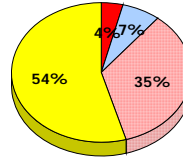
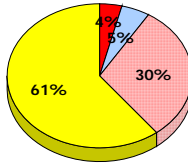
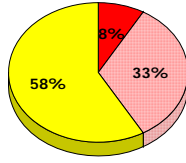
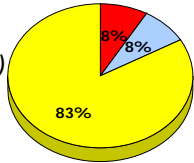
Persuasive Writing

Creative Writing

Persuasive Writing

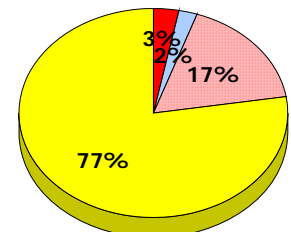
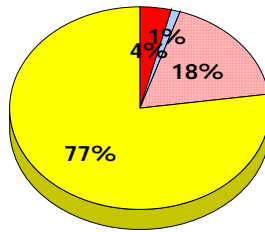
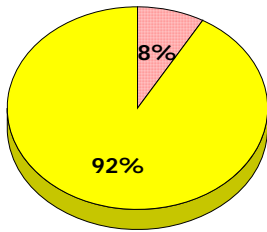
2013

Apr 30, 2013 (12)



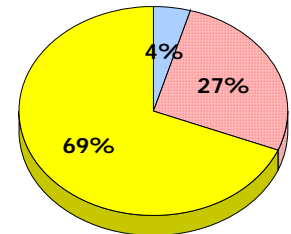
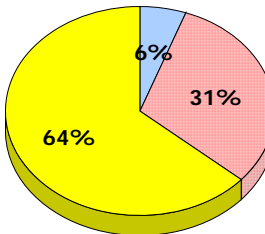
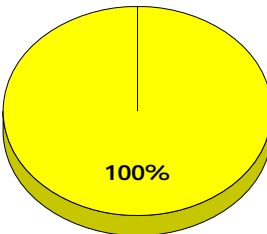
2012

Apr 30, 2012 (12)



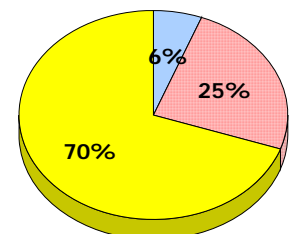
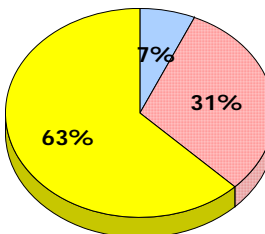
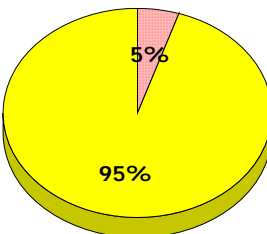
2011

AGR (11)



2010

AGR (20)



■ Exemption
 ■ Unknown
 Not Yet Meeting
 ■ Meeting or Exceeding

* In some cases, CRT numbers may exceed AGR numbers based on late enrolments. Pie chart is based on the number of students who wrote the CRT.
 * Mushuau Innu Natuashish School and Sheshatshiu Innu School are excluded from district and provincial results.

District 3 - Nova Central

School #: 177 Greenwood Academy

Reading

School

District

Province

Non - Fiction

Fiction

Non - Fiction

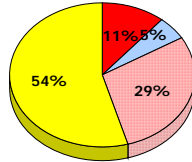
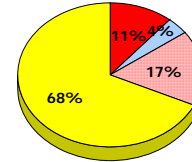
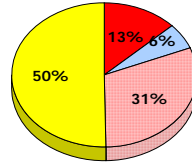
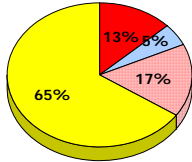
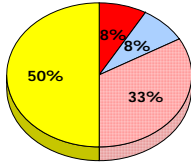
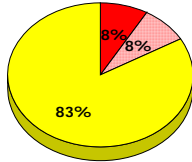
Fiction

Non - Fiction

Fiction

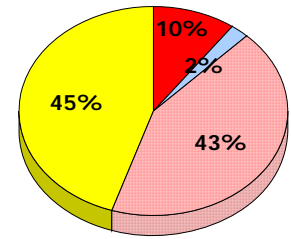
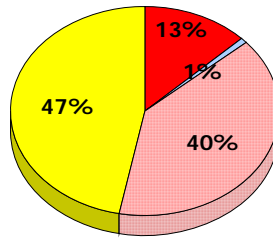
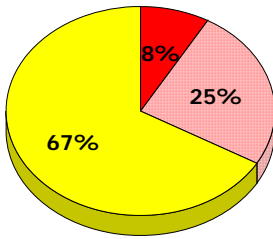
2013

Apr 30,
2013 (12)



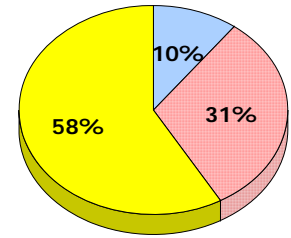
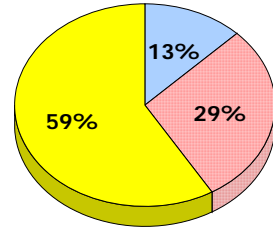
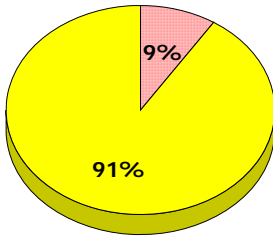
2012

Apr 30,
2012 (12)



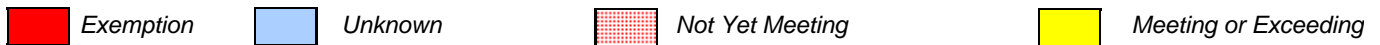
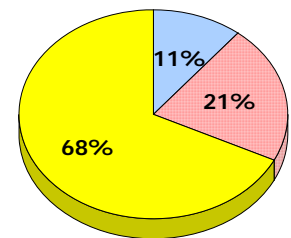
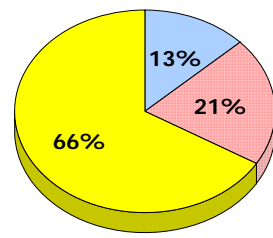
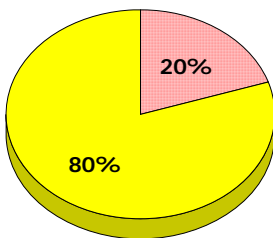
2011

AGR (11)



2010

AGR (20)

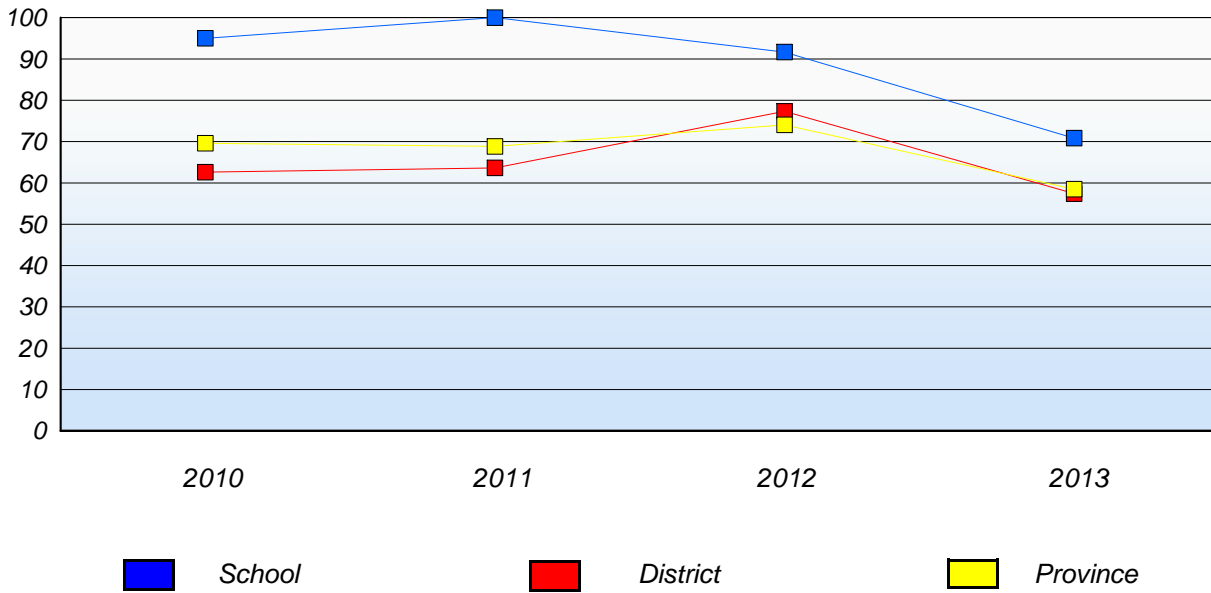


* In some cases, CRT numbers may exceed AGR numbers based on late enrolments. Pie chart is based on the number of students who wrote the CRT.
 * Mushuau Innu Natuashish School and Sheshatshiu Innu School are excluded from district and provincial results.

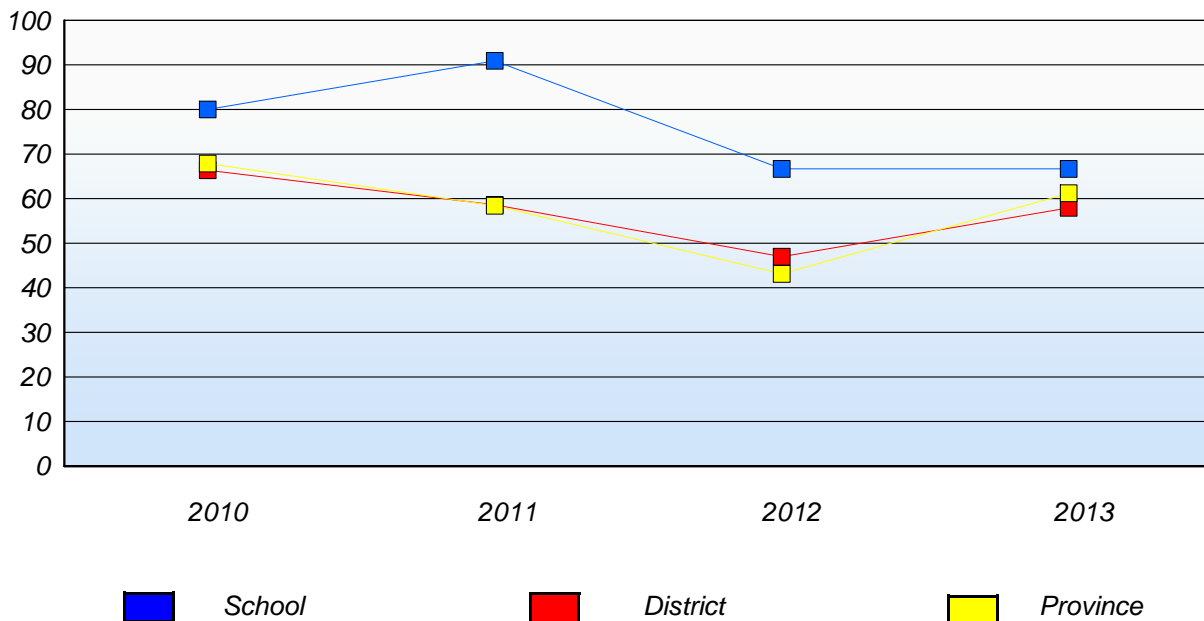
District 3 - Nova Central

School #: 177 Greenwood Academy

Demand Writing
Percentage of students at level 3 or above (2010 - 2013)



Reading
Percentage of students at level 3 or above (2010 - 2013)



* In some cases, CRT numbers may exceed AGR numbers based on late enrolments. Pie chart is based on the number of students who wrote the CRT.

* Mushuau Innu Natuashish School and Sheshatshiu Innu School are excluded from district and provincial results.

District 3 - Nova Central

School #: 178 Phoenix Academy

Demand Writing

School

District

Province

Creative Writing

Persuasive Writing

Creative Writing

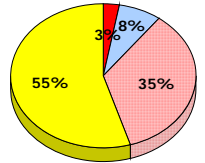
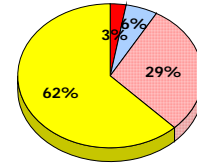
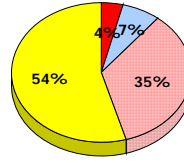
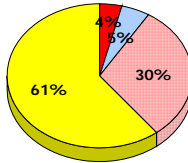
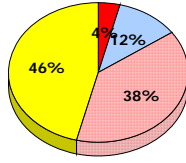
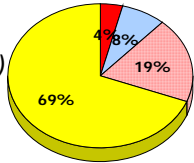
Persuasive Writing

Creative Writing

Persuasive Writing

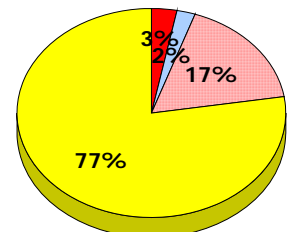
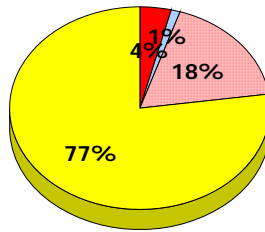
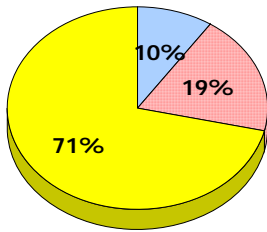
2013

Apr 30, 2013 (26)



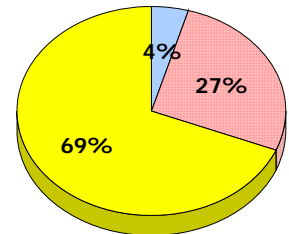
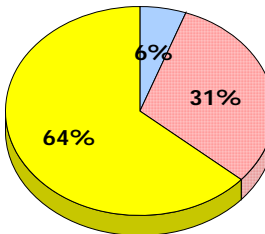
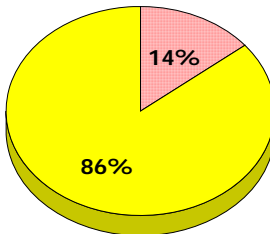
2012

Apr 30, 2012 (21)



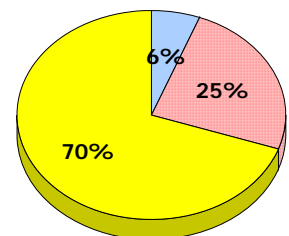
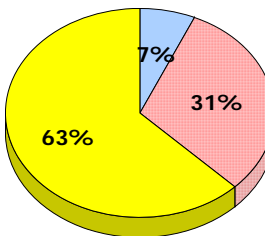
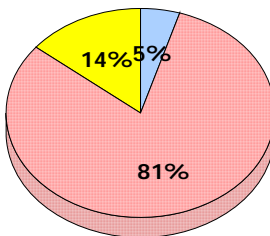
2011

AGR (14)



2010

AGR (21)



■ Exemption
 ■ Unknown
 ■ Not Yet Meeting
 ■ Meeting or Exceeding

* In some cases, CRT numbers may exceed AGR numbers based on late enrolments. Pie chart is based on the number of students who wrote the CRT.
 * Mushuau Innu Natuashish School and Sheshatshiu Innu School are excluded from district and provincial results.

Primary English Language Arts
4 Year Provincial Assessment, June 2013
Student Population Report
(average scores)

District 3 - Nova Central

School #: 178 Phoenix Academy

Reading

School

District

Province

Non - Fiction

Fiction

Non - Fiction

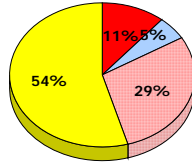
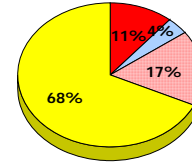
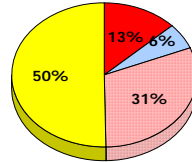
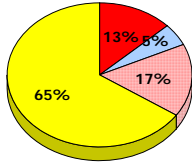
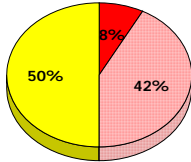
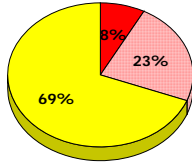
Fiction

Non - Fiction

Fiction

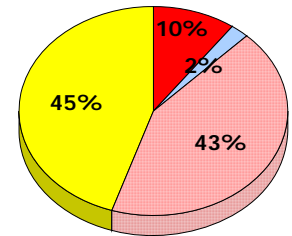
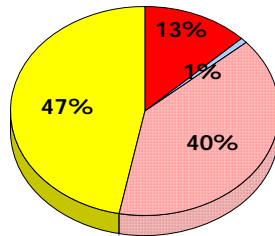
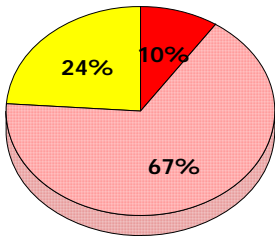
2013

Apr 30,
2013 (26)



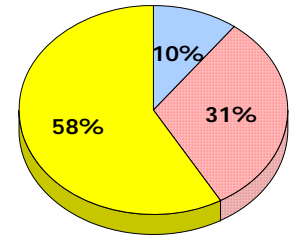
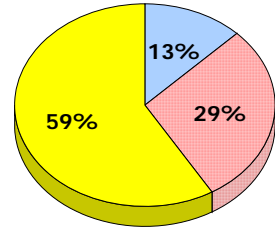
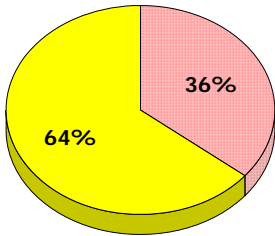
2012

Apr 30,
2012 (21)



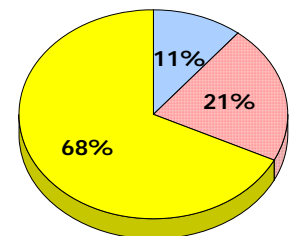
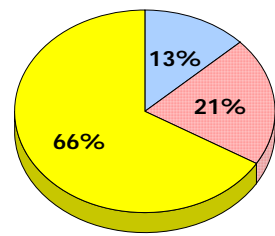
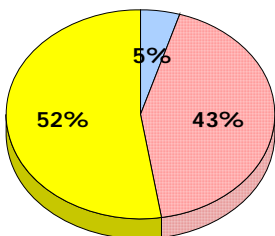
2011

AGR (14)



2010

AGR (21)



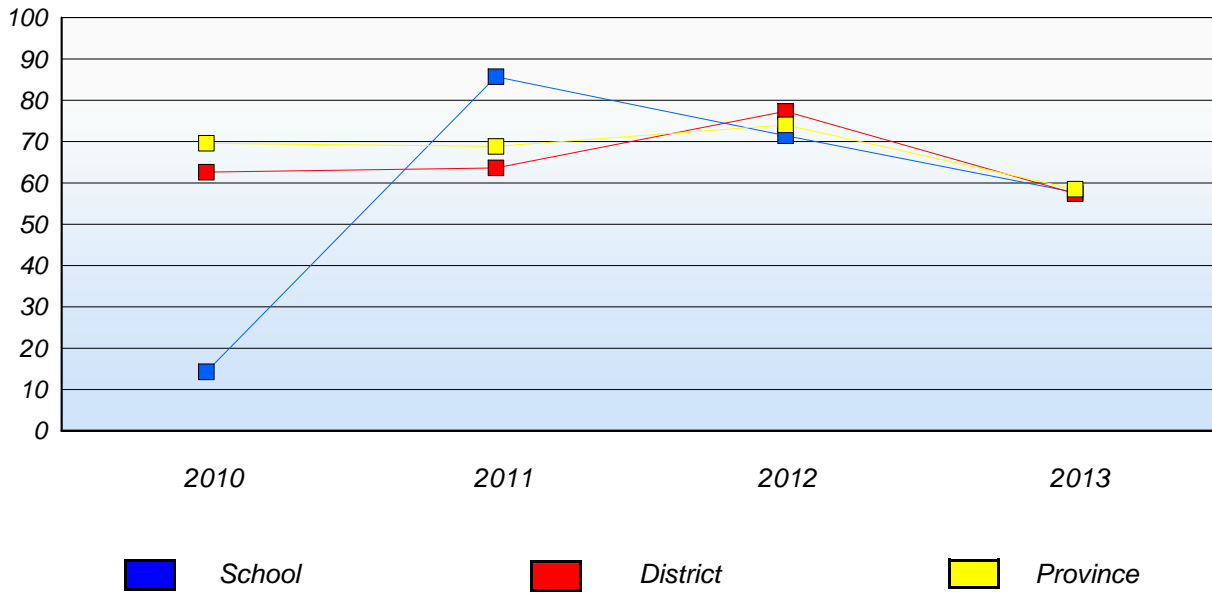
■ Exemption
 ■ Unknown
 ■ Not Yet Meeting
 ■ Meeting or Exceeding

* In some cases, CRT numbers may exceed AGR numbers based on late enrolments. Pie chart is based on the number of students who wrote the CRT.
 * Mushuau Innu Natuashish School and Sheshatshiu Innu School are excluded from district and provincial results.

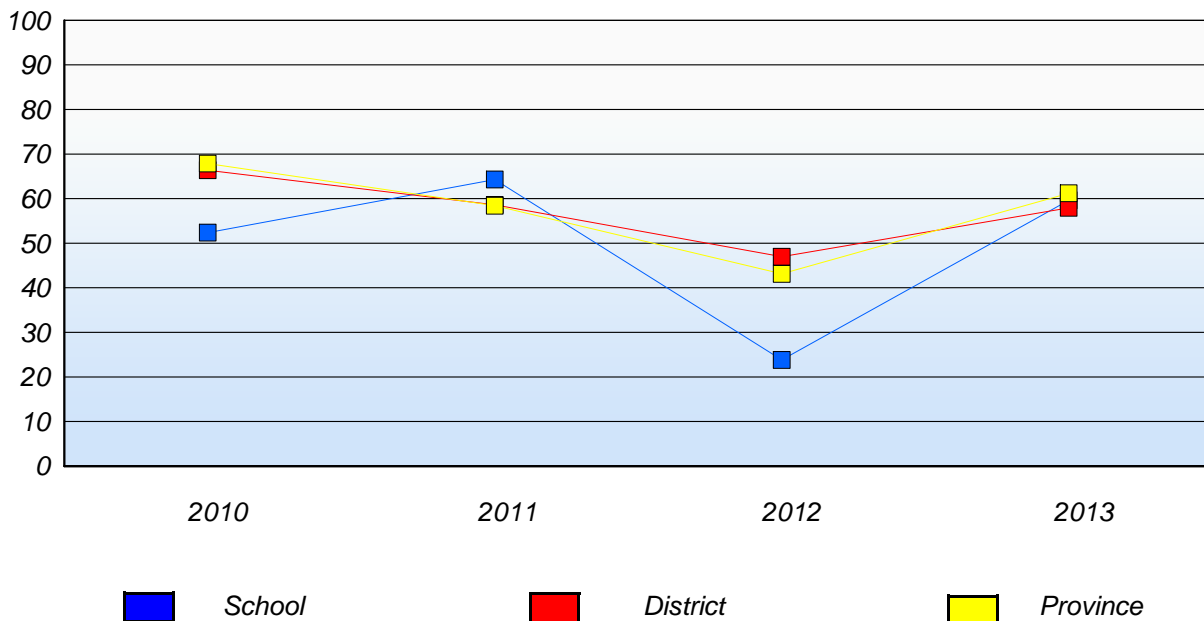
District 3 - Nova Central

School #: 178 Phoenix Academy

Demand Writing
Percentage of students at level 3 or above (2010 - 2013)



Reading
Percentage of students at level 3 or above (2010 - 2013)



* In some cases, CRT numbers may exceed AGR numbers based on late enrolments. Pie chart is based on the number of students who wrote the CRT.

* Mushuau Innu Natuashish School and Sheshatshiu Innu School are excluded from district and provincial results.

District 3 - Nova Central

School #: 179 Centreville Academy

Demand Writing

School

District

Province

Creative Writing

Persuasive Writing

Creative Writing

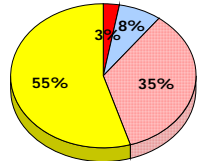
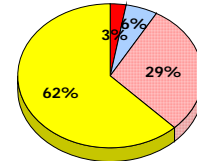
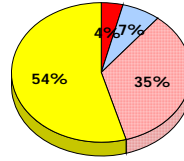
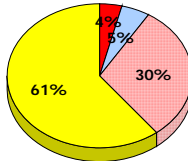
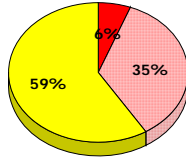
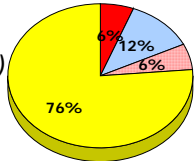
Persuasive Writing

Creative Writing

Persuasive Writing

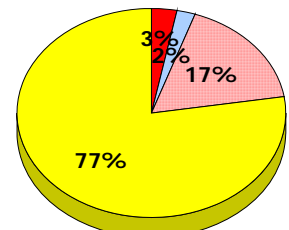
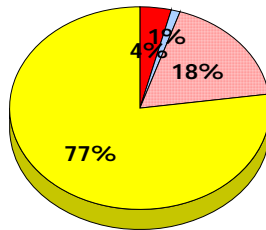
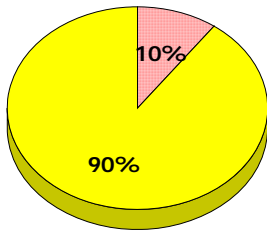
2013

Apr 30, 2013 (17)



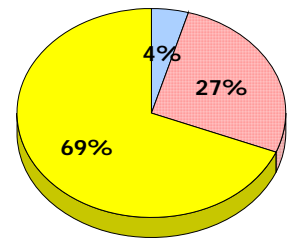
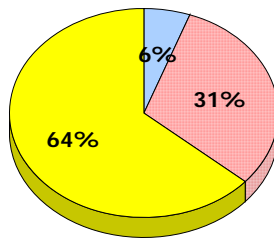
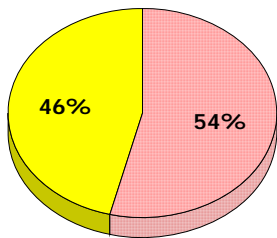
2012

Apr 30, 2012 (10)



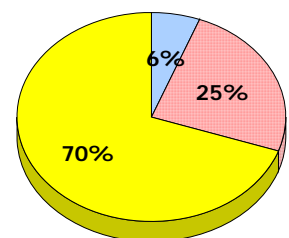
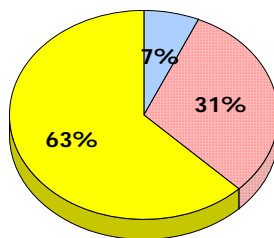
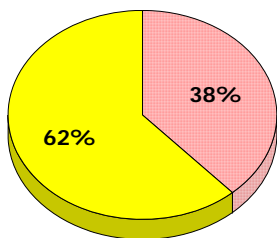
2011

AGR (13)



2010

AGR (13)



■ Exemption
 ■ Unknown
 ■ Not Yet Meeting
 ■ Meeting or Exceeding

* In some cases, CRT numbers may exceed AGR numbers based on late enrolments. Pie chart is based on the number of students who wrote the CRT.
 * Mushuau Innu Natuashish School and Sheshatshiu Innu School are excluded from district and provincial results.

District 3 - Nova Central

School #: 179 Centreville Academy

Reading

School

District

Province

Non - Fiction

Fiction

Non - Fiction

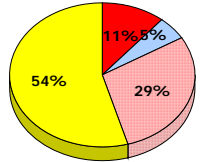
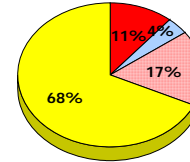
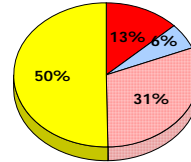
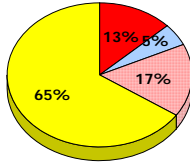
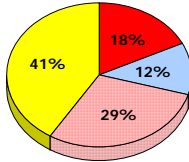
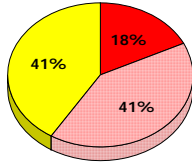
Fiction

Non - Fiction

Fiction

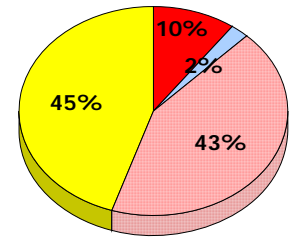
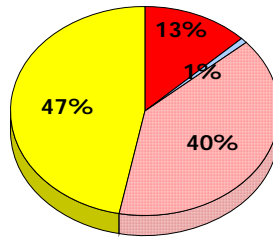
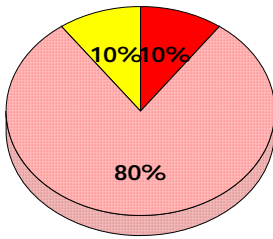
2013

Apr 30,
2013 (17)



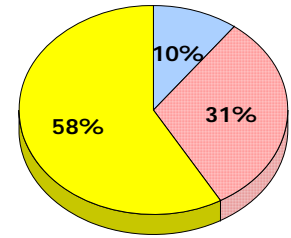
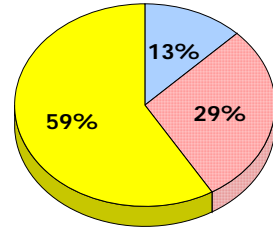
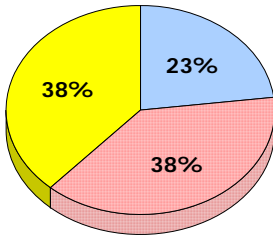
2012

Apr 30,
2012 (10)



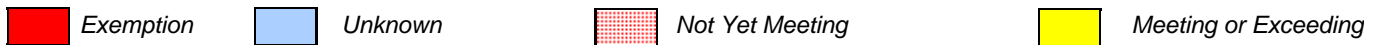
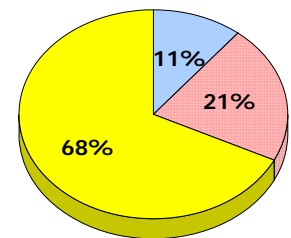
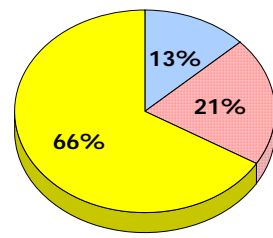
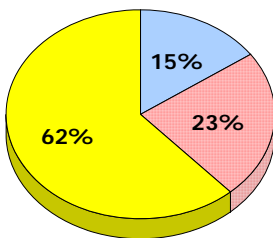
2011

AGR (13)



2010

AGR (13)

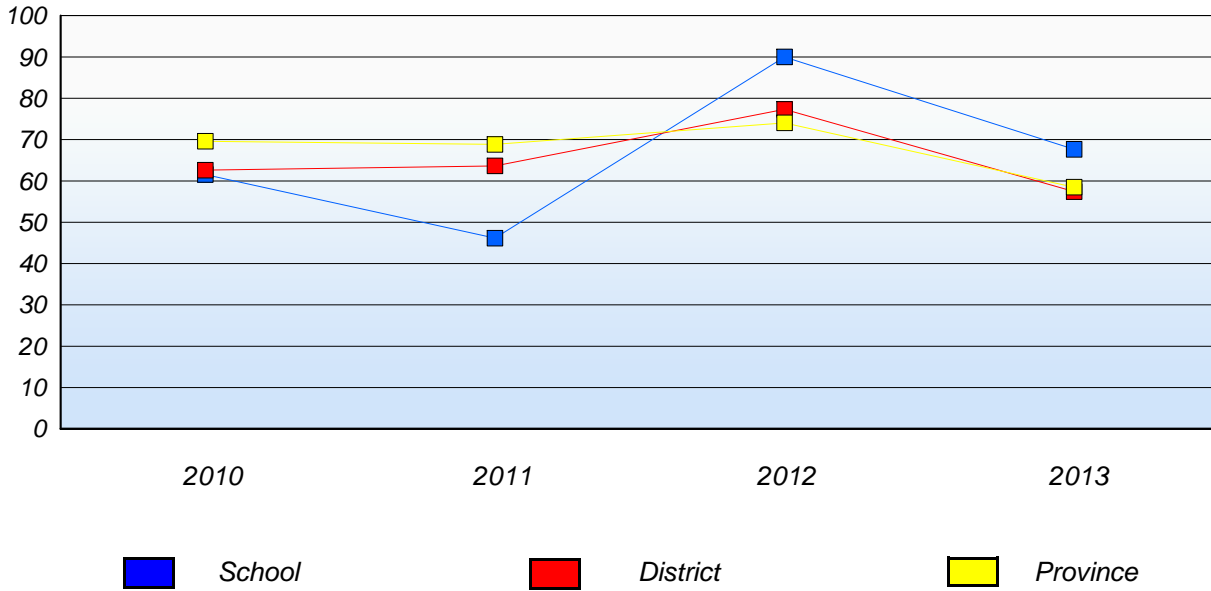


* In some cases, CRT numbers may exceed AGR numbers based on late enrolments. Pie chart is based on the number of students who wrote the CRT.
* Mushuau Innu Natuashish School and Sheshatshiu Innu School are excluded from district and provincial results.

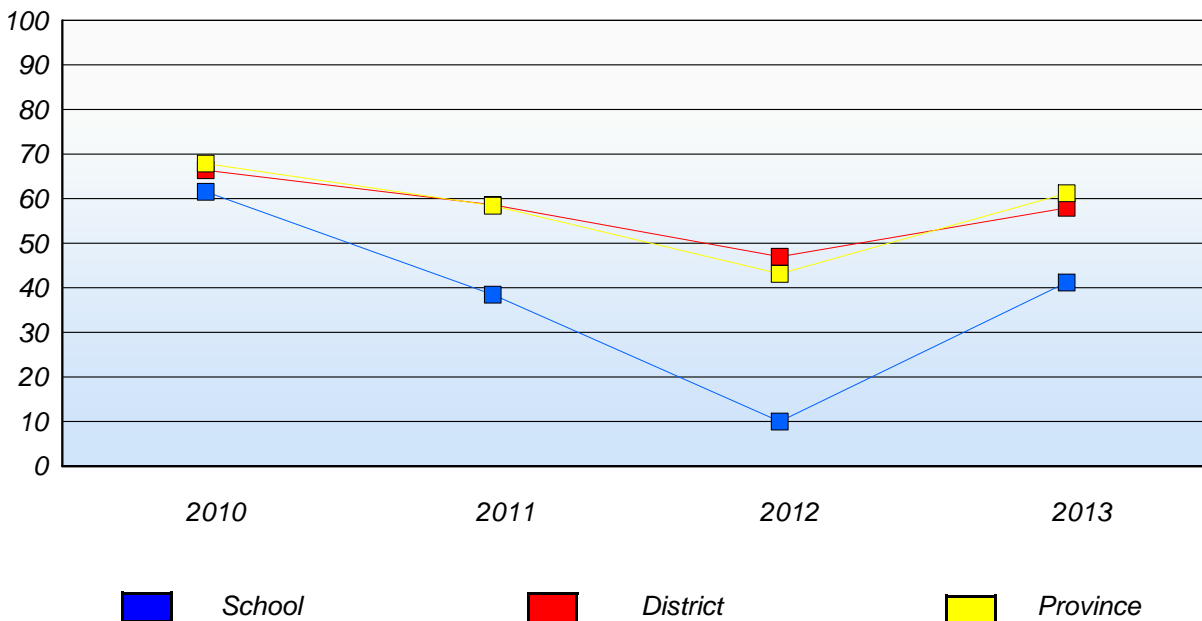
District 3 - Nova Central

School #: 179 Centreville Academy

Demand Writing
Percentage of students at level 3 or above (2010 - 2013)



Reading
Percentage of students at level 3 or above (2010 - 2013)



* In some cases, CRT numbers may exceed AGR numbers based on late enrolments. Pie chart is based on the number of students who wrote the CRT.

* Mushuau Innu Natuashish School and Sheshatshiu Innu School are excluded from district and provincial results.

District 3 - Nova Central

School #: 180 A. R. Scammell Academy

Demand Writing

School

District

Province

Creative Writing

Persuasive Writing

Creative Writing

Persuasive Writing

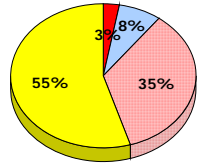
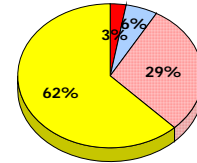
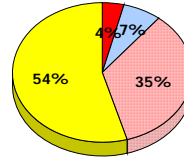
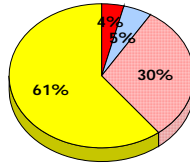
Creative Writing

Persuasive Writing

2013

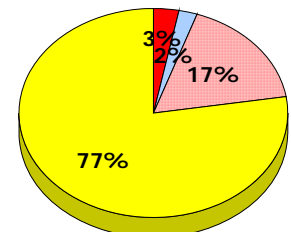
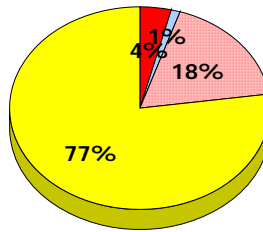
Apr 30, 2013 (1)

School data with 5 or fewer students withheld for reasons of confidentiality.



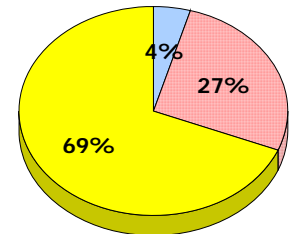
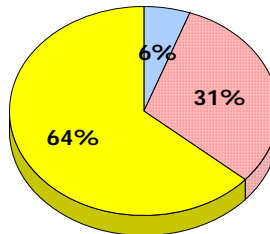
2012

Apr 30, 2012 (1)



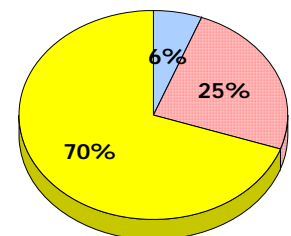
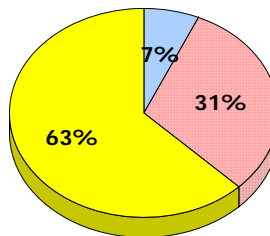
2011

AGR (2)



2010

AGR (1)



Exemption

Unknown

Not Yet Meeting

Meeting or Exceeding

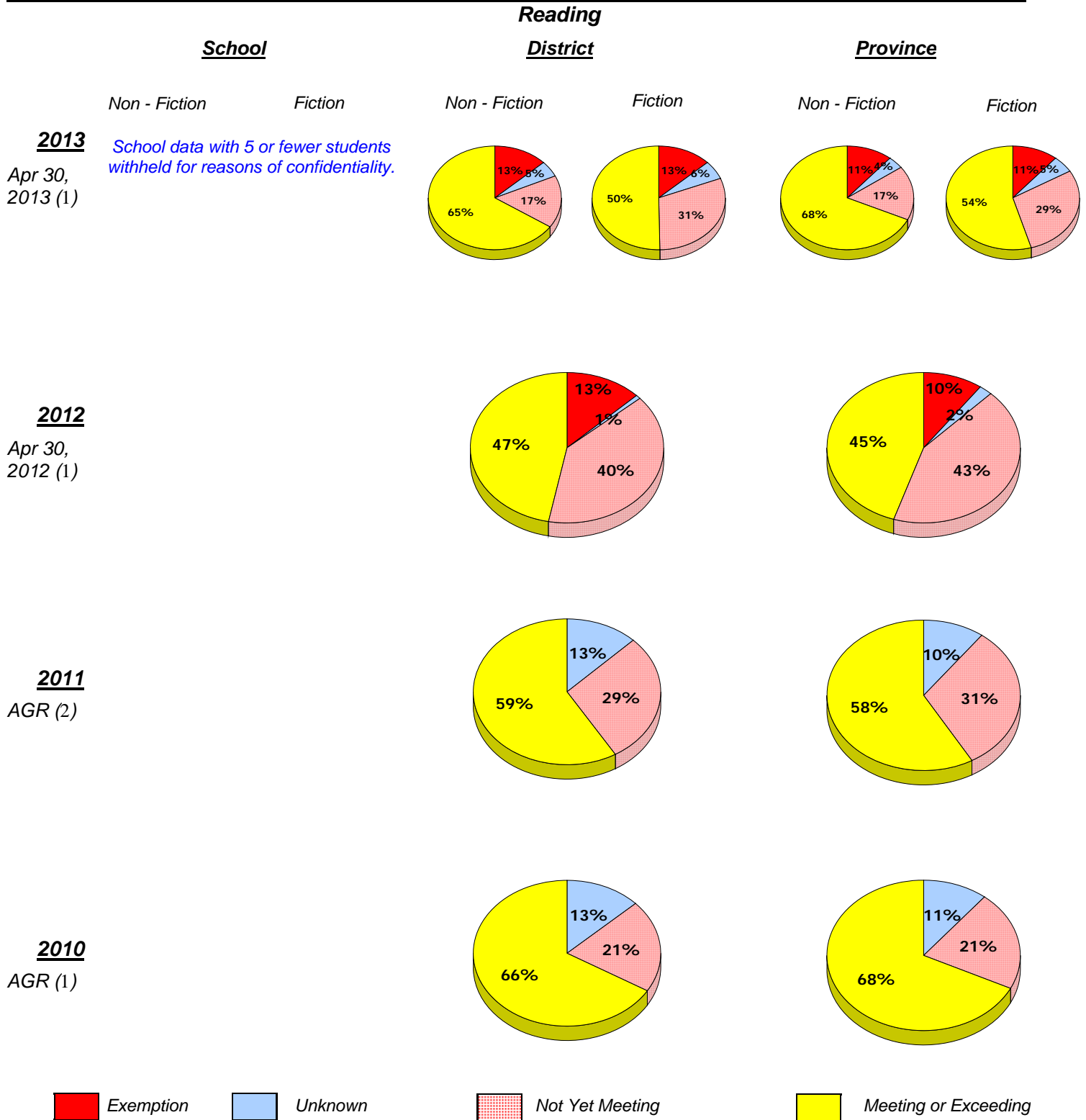
* In some cases, CRT numbers may exceed AGR numbers based on late enrolments. Pie chart is based on the number of students who wrote the CRT.

* Mushuau Innu Natuashish School and Sheshatshiu Innu School are excluded from district and provincial results.

Primary English Language Arts
4 Year Provincial Assessment, June 2013
Student Population Report
(average scores)

District 3 - Nova Central

School #: 180 A. R. Scammell Academy



* In some cases, CRT numbers may exceed AGR numbers based on late enrolments. Pie chart is based on the number of students who wrote the CRT.
 * Mushuau Innu Natuashish School and Sheshatshiu Innu School are excluded from district and provincial results.

District 3 - Nova Central

School #: 180 A. R. Scammell Academy

Demand Writing

Percentage of students at level 3 or above (2010 - 2013)

School data with 5 or fewer students withheld for reasons of confidentiality.



Reading

Percentage of students at level 3 or above (2010 - 2013)

School data with 5 or fewer students withheld for reasons of confidentiality.



* In some cases, CRT numbers may exceed AGR numbers based on late enrolments. Pie chart is based on the number of students who wrote the CRT.

* Mushuau Innu Natuashish School and Sheshatshiu Innu School are excluded from district and provincial results.

District 3 - Nova Central

School #: 182 Charlottetown Primary

Demand Writing

School

District

Province

Creative Writing

Persuasive Writing

Creative Writing

Persuasive Writing

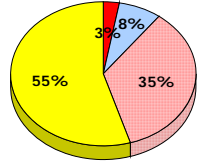
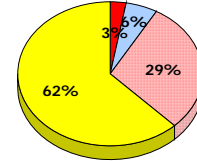
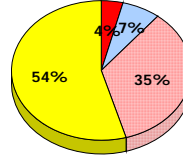
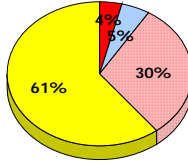
Creative Writing

Persuasive Writing

2013

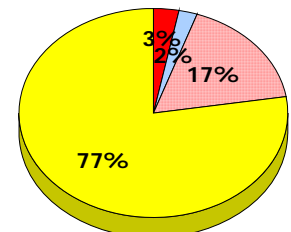
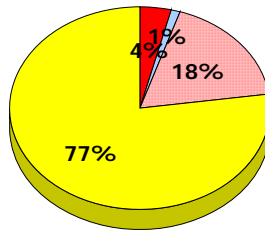
Apr 30, 2013 (5)

School data with 5 or fewer students withheld for reasons of confidentiality.



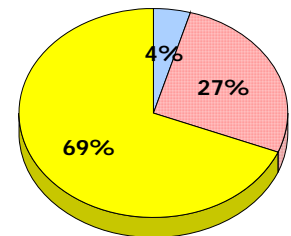
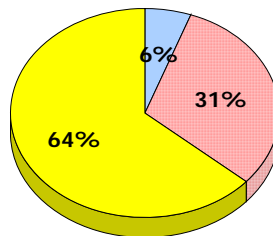
2012

Apr 30, 2012 (2)



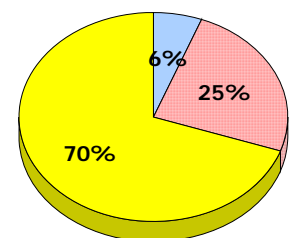
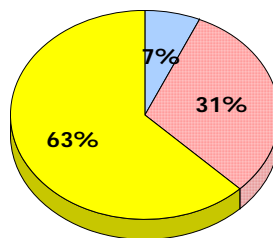
2011

AGR (7)



2010

AGR (3)



Exemption

Unknown

Not Yet Meeting

Meeting or Exceeding

* In some cases, CRT numbers may exceed AGR numbers based on late enrolments. Pie chart is based on the number of students who wrote the CRT.

* Mushuau Innu Natuashish School and Sheshatshiu Innu School are excluded from district and provincial results.

Primary English Language Arts
4 Year Provincial Assessment, June 2013
Student Population Report
(average scores)

District 3 - Nova Central

School #: 182 Charlottetown Primary

Reading

School

District

Province

Non - Fiction

Fiction

Non - Fiction

Fiction

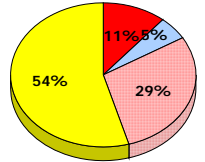
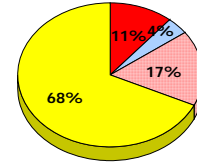
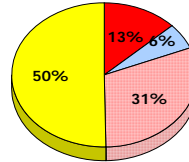
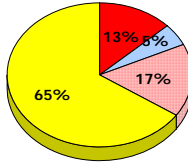
Non - Fiction

Fiction

2013

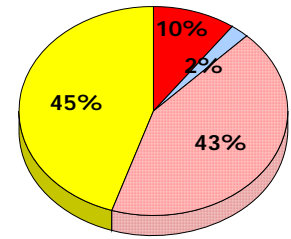
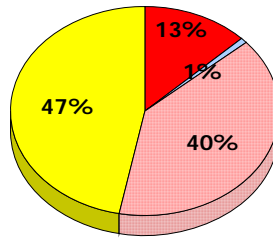
Apr 30,
2013 (5)

School data with 5 or fewer students
withheld for reasons of confidentiality.



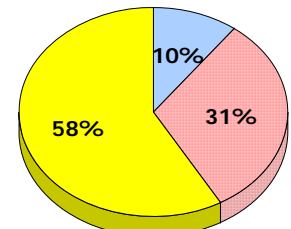
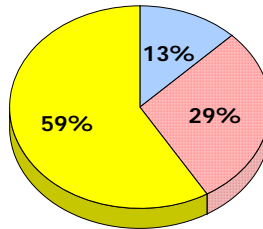
2012

Apr 30,
2012 (2)



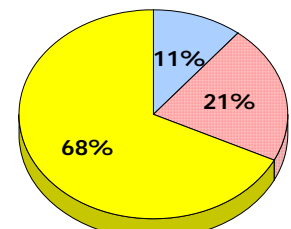
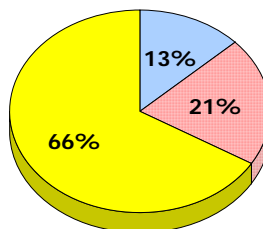
2011

AGR (7)



2010

AGR (3)



■ Exemption
 ■ Unknown
 ■ Not Yet Meeting
 ■ Meeting or Exceeding

* In some cases, CRT numbers may exceed AGR numbers based on late enrolments. Pie chart is based on the number of students who wrote the CRT.
 * Mushuau Innu Natuashish School and Sheshatshiu Innu School are excluded from district and provincial results.

Primary English Language Arts
4 Year Provincial Assessment, June 2013
Student Population Report
 (average scores)

District 3 - Nova Central

School #: 182 Charlottetown Primary

Demand Writing

Percentage of students at level 3 or above (2010 - 2013)

School data with 5 or fewer students withheld for reasons of confidentiality.



Reading

Percentage of students at level 3 or above (2010 - 2013)

School data with 5 or fewer students withheld for reasons of confidentiality.



* In some cases, CRT numbers may exceed AGR numbers based on late enrolments. Pie chart is based on the number of students who wrote the CRT.

* Mushuau Innu Natuashish School and Sheshatshiu Innu School are excluded from district and provincial results.

District 3 - Nova Central

School #: 183 William Mercer Academy

Demand Writing

School

District

Province

Creative Writing

Persuasive Writing

Creative Writing

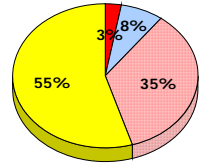
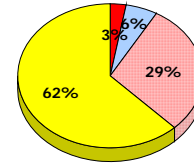
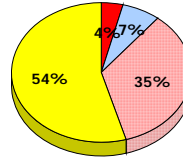
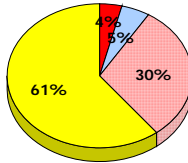
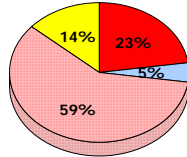
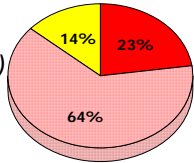
Persuasive Writing

Creative Writing

Persuasive Writing

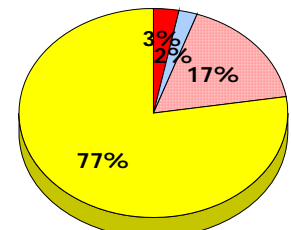
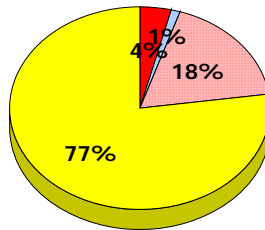
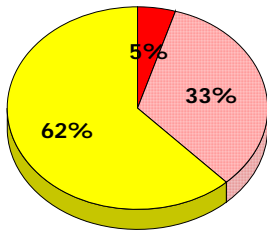
2013

Apr 30, 2013 (22)



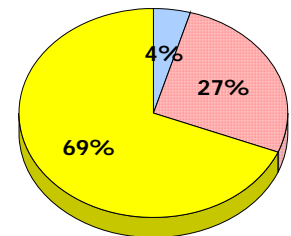
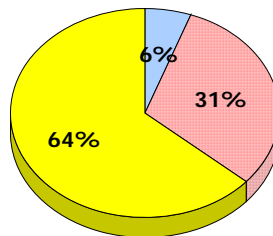
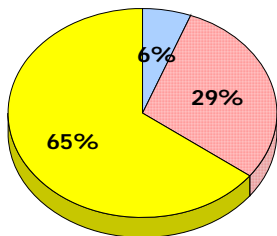
2012

Apr 30, 2012 (19)



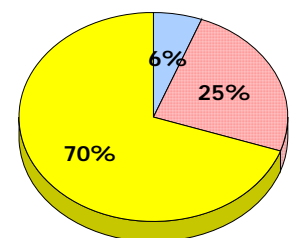
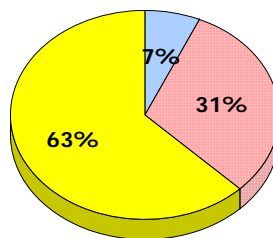
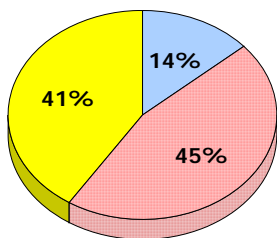
2011

AGR (17)



2010

AGR (22)



■ Exemption
 ■ Unknown
 ■ Not Yet Meeting
 ■ Meeting or Exceeding

* In some cases, CRT numbers may exceed AGR numbers based on late enrolments. Pie chart is based on the number of students who wrote the CRT.
 * Mushuau Innu Natuashish School and Sheshatshiu Innu School are excluded from district and provincial results.

District 3 - Nova Central

School #: 183 William Mercer Academy

Reading

School

District

Province

Non - Fiction

Fiction

Non - Fiction

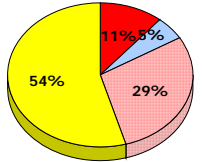
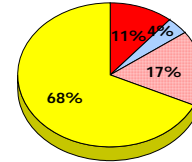
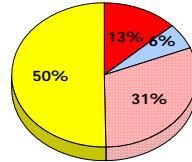
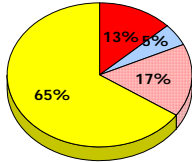
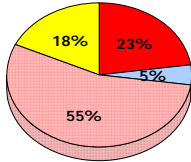
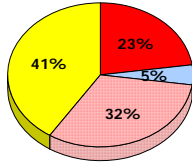
Fiction

Non - Fiction

Fiction

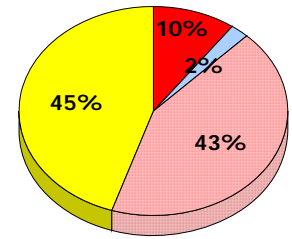
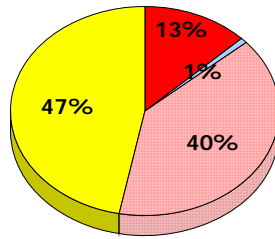
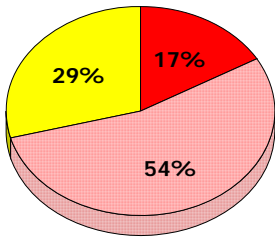
2013

Apr 30,
2013 (22)



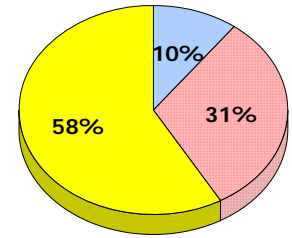
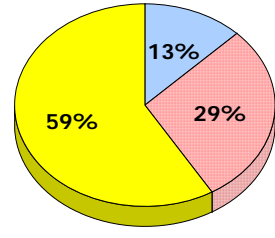
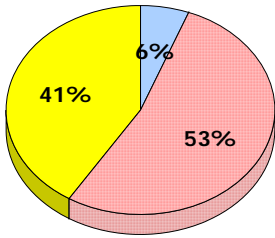
2012

Apr 30,
2012 (19)



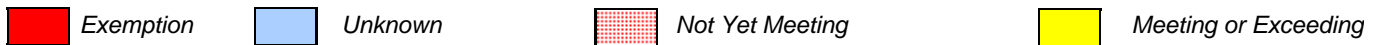
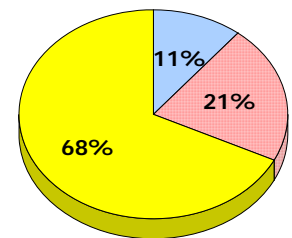
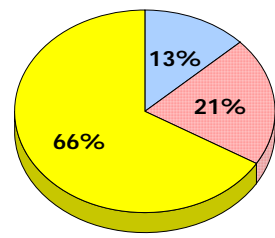
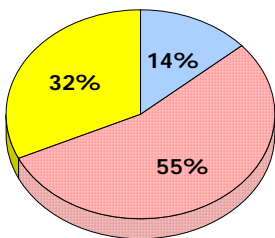
2011

AGR (17)



2010

AGR (22)

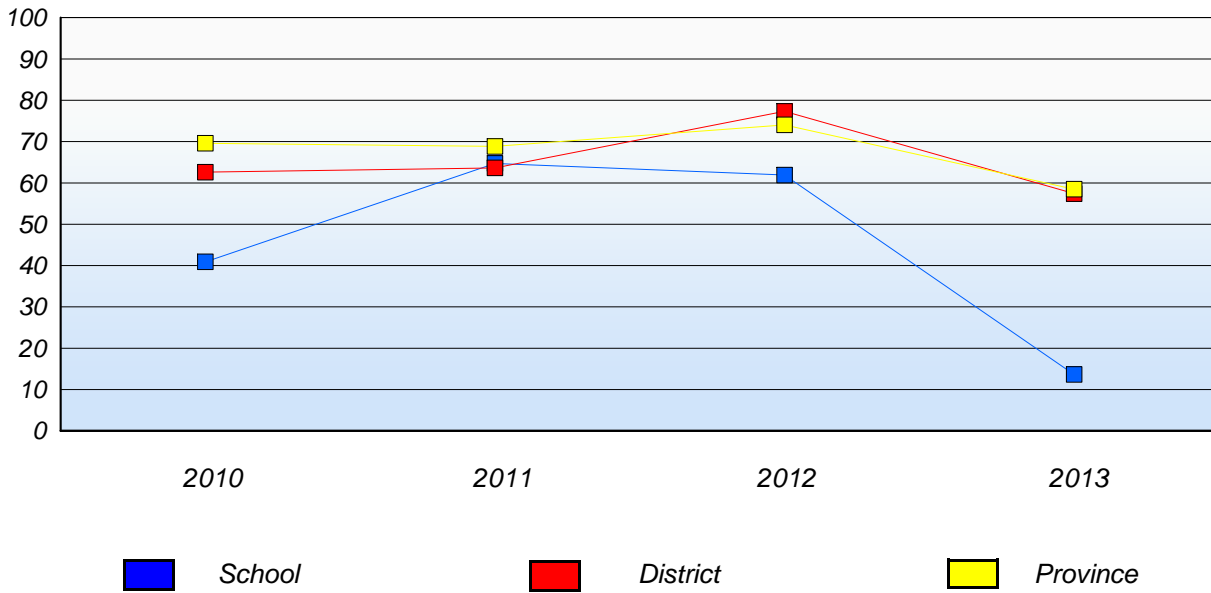


* In some cases, CRT numbers may exceed AGR numbers based on late enrolments. Pie chart is based on the number of students who wrote the CRT.
 * Mushuau Innu Natuashish School and Sheshatshiu Innu School are excluded from district and provincial results.

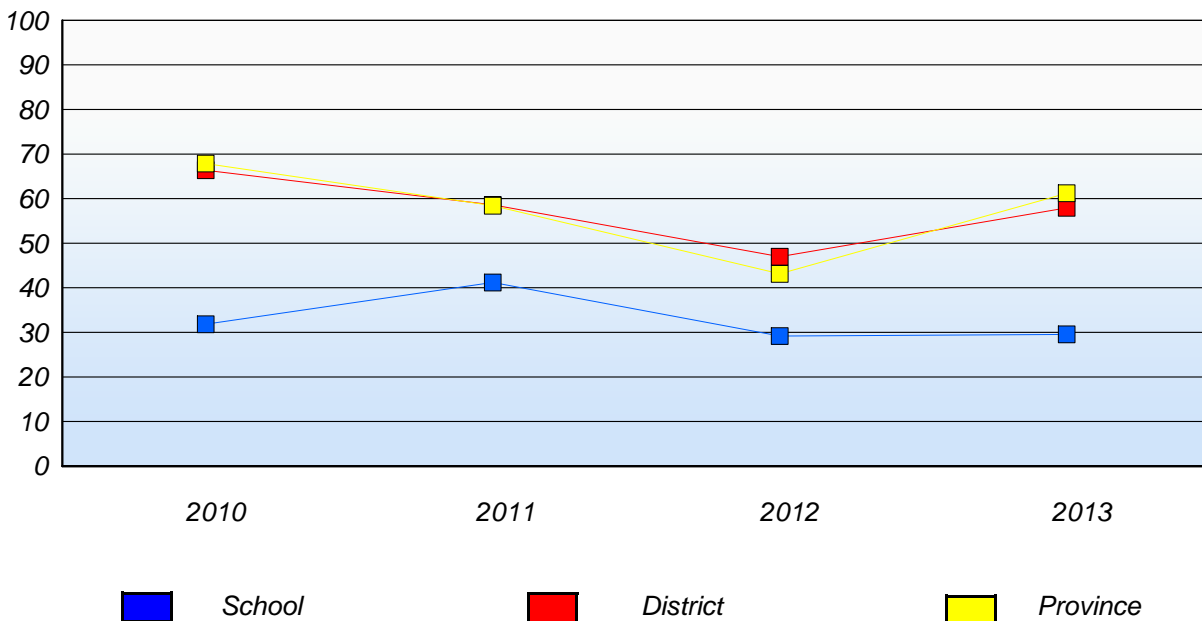
District 3 - Nova Central

School #: 183 William Mercer Academy

Demand Writing
Percentage of students at level 3 or above (2010 - 2013)



Reading
Percentage of students at level 3 or above (2010 - 2013)



* In some cases, CRT numbers may exceed AGR numbers based on late enrolments. Pie chart is based on the number of students who wrote the CRT.

* Mushuau Innu Natuashish School and Sheshatshiu Innu School are excluded from district and provincial results.

District 3 - Nova Central

School #: 186 Heritage Academy

Demand Writing

School

District

Province

Creative Writing

Persuasive Writing

Creative Writing

Persuasive Writing

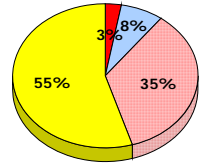
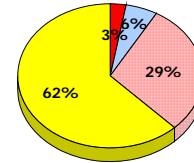
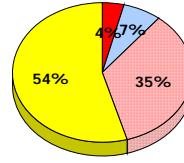
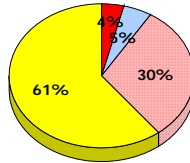
Creative Writing

Persuasive Writing

2013

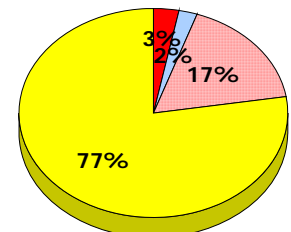
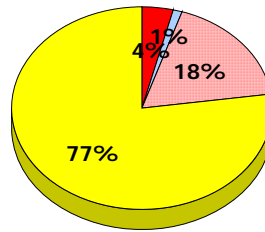
Apr 30, 2013 (2)

School data with 5 or fewer students withheld for reasons of confidentiality.



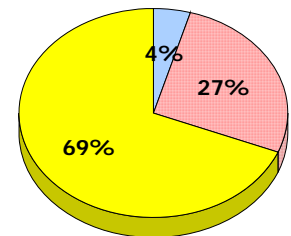
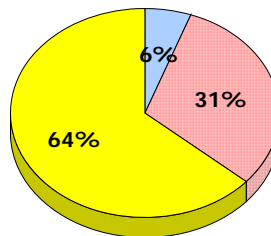
2012

Apr 30, 2012 (2)



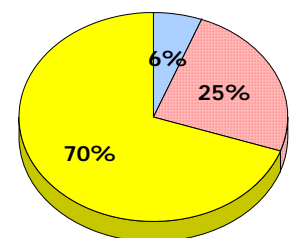
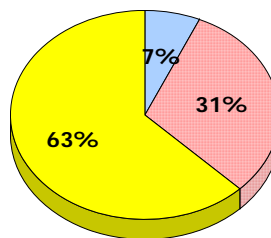
2011

AGR (1)



2010

AGR (3)



Exemption

Unknown

Not Yet Meeting

Meeting or Exceeding

* In some cases, CRT numbers may exceed AGR numbers based on late enrolments. Pie chart is based on the number of students who wrote the CRT.

* Mushuau Innu Natuashish School and Sheshatshiu Innu School are excluded from district and provincial results.

Primary English Language Arts
4 Year Provincial Assessment, June 2013
Student Population Report
(average scores)

District 3 - Nova Central

School #: 186 Heritage Academy

Reading

School

District

Province

Non - Fiction

Fiction

Non - Fiction

Fiction

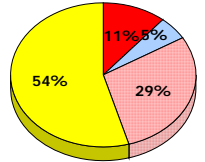
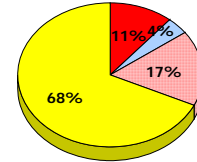
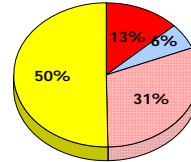
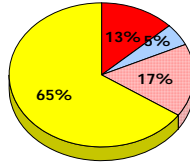
Non - Fiction

Fiction

2013

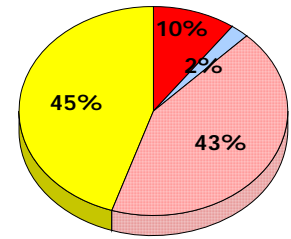
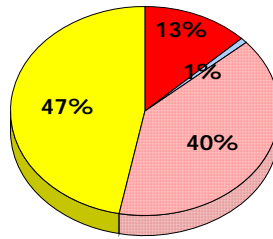
Apr 30,
2013 (2)

School data with 5 or fewer students
withheld for reasons of confidentiality.



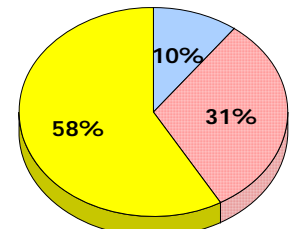
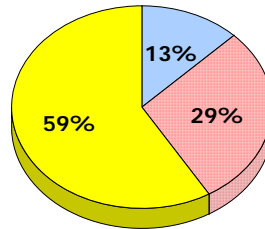
2012

Apr 30,
2012 (2)



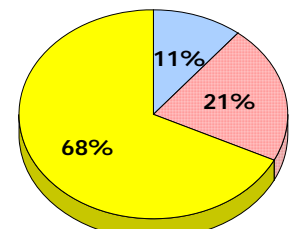
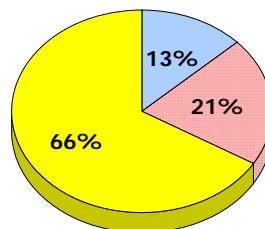
2011

AGR (1)



2010

AGR (3)



■ Exemption
 ■ Unknown
 ■ Not Yet Meeting
 ■ Meeting or Exceeding

* In some cases, CRT numbers may exceed AGR numbers based on late enrolments. Pie chart is based on the number of students who wrote the CRT.
 * Mushuau Innu Natuashish School and Sheshatshiu Innu School are excluded from district and provincial results.

Primary English Language Arts
4 Year Provincial Assessment, June 2013
Student Population Report
 (average scores)

District 3 - Nova Central

School #: 186 Heritage Academy

Demand Writing

Percentage of students at level 3 or above (2010 - 2013)

School data with 5 or fewer students withheld for reasons of confidentiality.



Reading

Percentage of students at level 3 or above (2010 - 2013)

School data with 5 or fewer students withheld for reasons of confidentiality.



* In some cases, CRT numbers may exceed AGR numbers based on late enrolments. Pie chart is based on the number of students who wrote the CRT.

* Mushuau Innu Natuashish School and Sheshatshiu Innu School are excluded from district and provincial results.

District 3 - Nova Central

School #: 188 Sandstone Academy

Demand Writing

School

District

Province

Creative Writing

Persuasive Writing

Creative Writing

Persuasive Writing

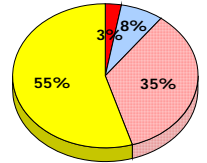
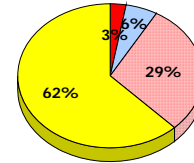
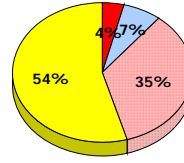
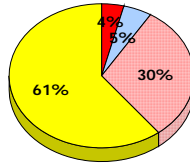
Creative Writing

Persuasive Writing

2013

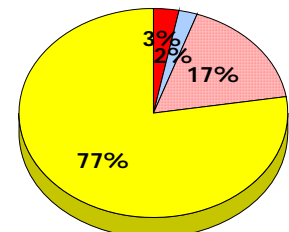
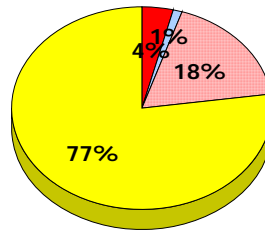
Apr 30, 2013 (2)

School data with 5 or fewer students withheld for reasons of confidentiality.



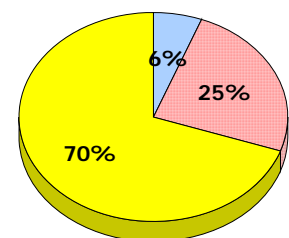
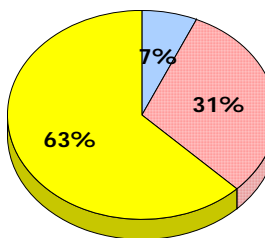
2012

Apr 30, 2012 (4)



2011

AGR (0)



2010

AGR (4)

Exemption

Unknown

Not Yet Meeting

Meeting or Exceeding

* In some cases, CRT numbers may exceed AGR numbers based on late enrolments. Pie chart is based on the number of students who wrote the CRT.

* Mushuau Innu Natuashish School and Sheshatshiu Innu School are excluded from district and provincial results.

Primary English Language Arts
4 Year Provincial Assessment, June 2013
Student Population Report
(average scores)

District 3 - Nova Central

School #: 188 Sandstone Academy

Reading

School

District

Province

Non - Fiction

Fiction

Non - Fiction

Fiction

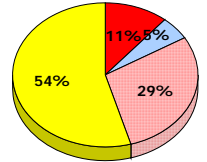
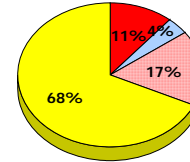
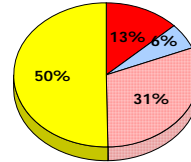
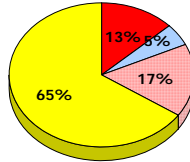
Non - Fiction

Fiction

2013

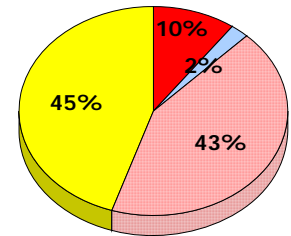
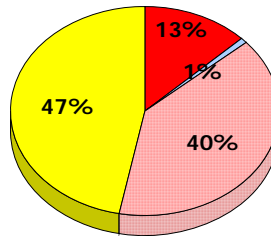
Apr 30,
2013 (2)

School data with 5 or fewer students
withheld for reasons of confidentiality.



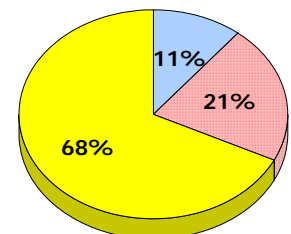
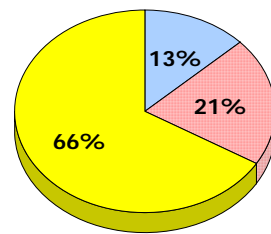
2012

Apr 30,
2012 (4)



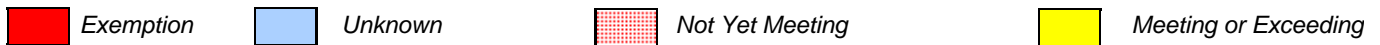
2011

AGR (0)



2010

AGR (4)



* In some cases, CRT numbers may exceed AGR numbers based on late enrolments. Pie chart is based on the number of students who wrote the CRT.
 * Mushuau Innu Natuashish School and Sheshatshiu Innu School are excluded from district and provincial results.

District 3 - Nova Central

School #: 188 Sandstone Academy

Demand Writing

Percentage of students at level 3 or above (2010 - 2013)

School data with 5 or fewer students withheld for reasons of confidentiality.



Reading

Percentage of students at level 3 or above (2010 - 2013)

School data with 5 or fewer students withheld for reasons of confidentiality.



* In some cases, CRT numbers may exceed AGR numbers based on late enrolments. Pie chart is based on the number of students who wrote the CRT.

* Mushuau Innu Natuashish School and Sheshatshiu Innu School are excluded from district and provincial results.

District 3 - Nova Central

School #: 189 Lewisporte Academy

Demand Writing

School

District

Province

Creative Writing

Persuasive Writing

Creative Writing

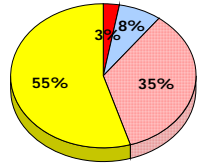
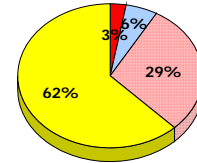
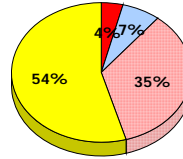
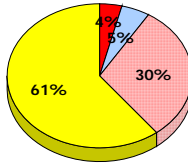
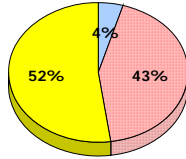
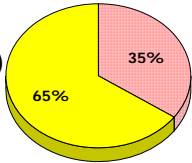
Persuasive Writing

Creative Writing

Persuasive Writing

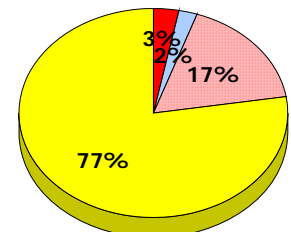
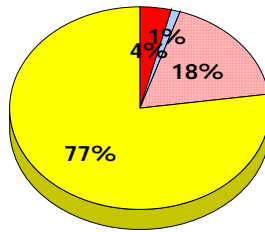
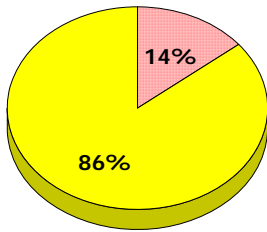
2013

Apr 30, 2013 (46)



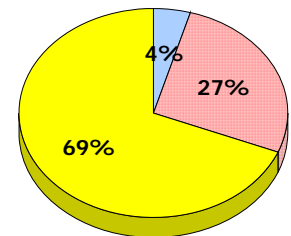
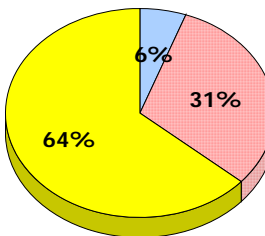
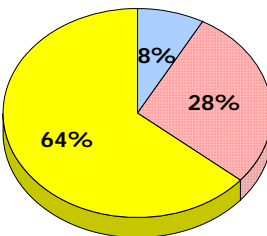
2012

Apr 30, 2012 (49)



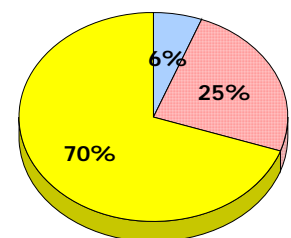
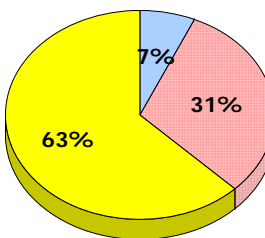
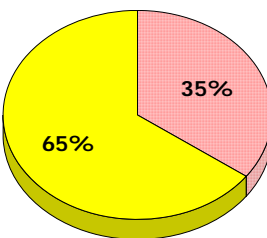
2011

AGR (50)



2010

AGR (40)



■ Exemption
 ■ Unknown
 Not Yet Meeting
 ■ Meeting or Exceeding

* In some cases, CRT numbers may exceed AGR numbers based on late enrolments. Pie chart is based on the number of students who wrote the CRT.
 * Mushuau Innu Natuashish School and Sheshatshiu Innu School are excluded from district and provincial results.

Primary English Language Arts
4 Year Provincial Assessment, June 2013
Student Population Report
(average scores)

District 3 - Nova Central

School #: 189 Lewisporte Academy

Reading

School

District

Province

Non - Fiction

Fiction

Non - Fiction

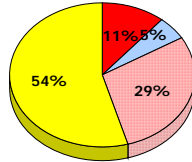
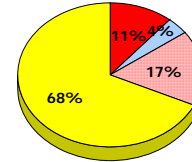
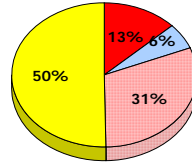
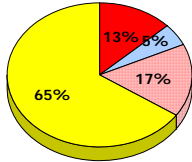
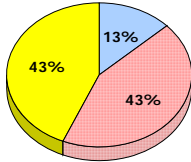
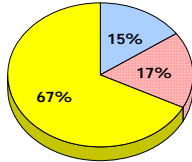
Fiction

Non - Fiction

Fiction

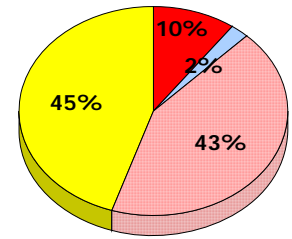
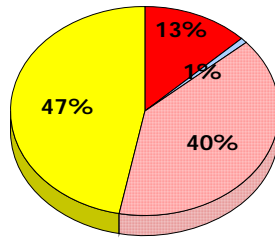
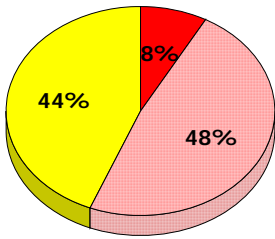
2013

Apr 30,
2013 (46)



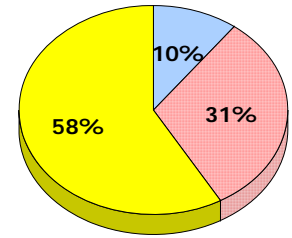
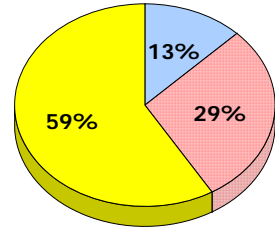
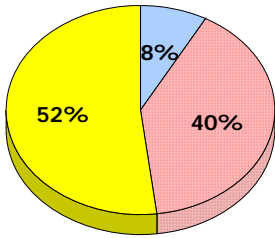
2012

Apr 30,
2012 (49)



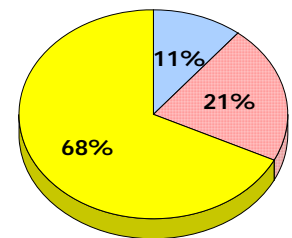
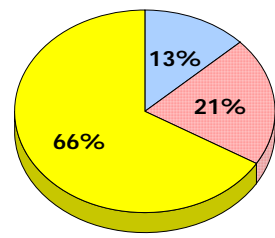
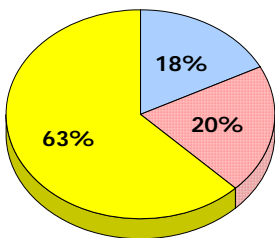
2011

AGR (50)



2010

AGR (40)



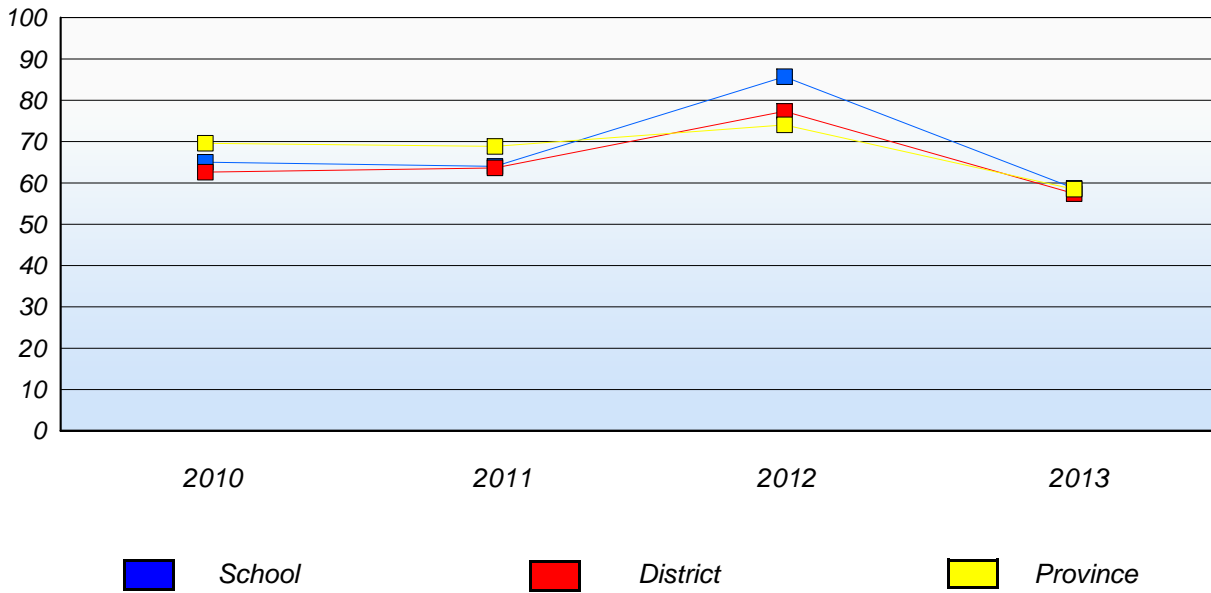
■ Exemption
 ■ Unknown
 ■ Not Yet Meeting
 ■ Meeting or Exceeding

* In some cases, CRT numbers may exceed AGR numbers based on late enrolments. Pie chart is based on the number of students who wrote the CRT.
 * Mushuau Innu Natuashish School and Sheshatshiu Innu School are excluded from district and provincial results.

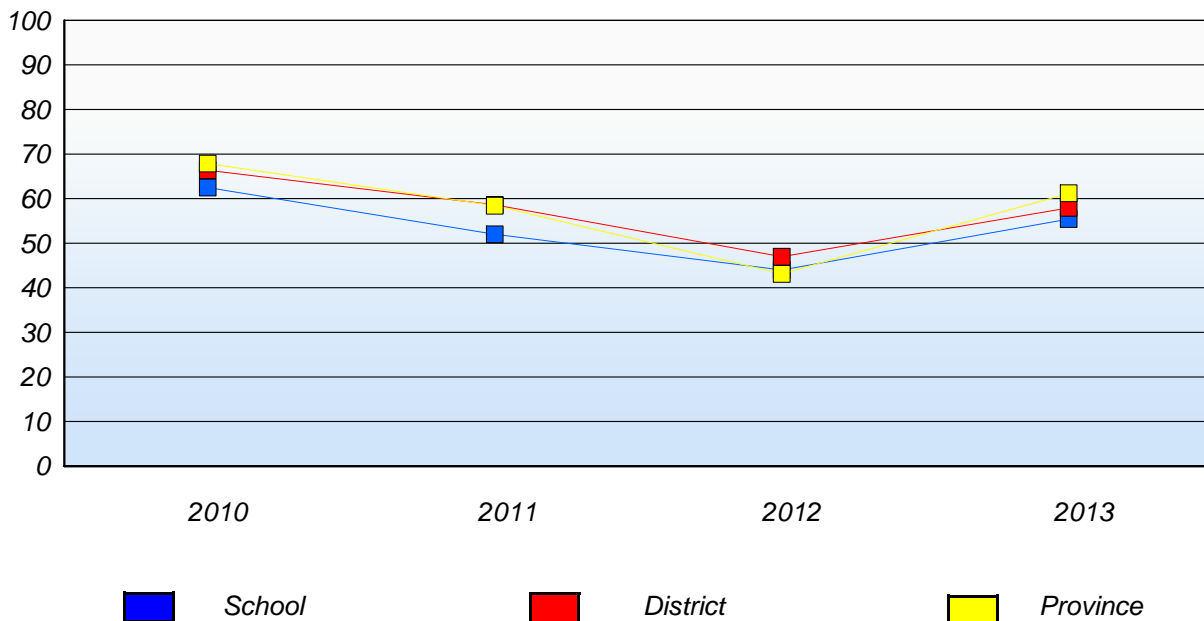
District 3 - Nova Central

School #: 189 Lewisporte Academy

Demand Writing
Percentage of students at level 3 or above (2010 - 2013)



Reading
Percentage of students at level 3 or above (2010 - 2013)



* In some cases, CRT numbers may exceed AGR numbers based on late enrolments. Pie chart is based on the number of students who wrote the CRT.

* Mushuau Innu Natuashish School and Sheshatshiu Innu School are excluded from district and provincial results.

District 3 - Nova Central

School #: 192 Lumsden Academy

Demand Writing

School

District

Province

Creative Writing

Persuasive Writing

Creative Writing

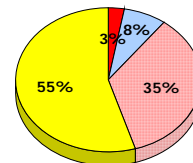
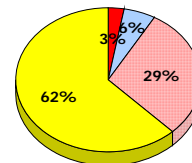
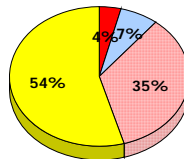
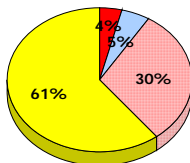
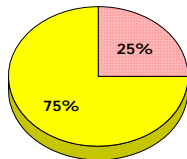
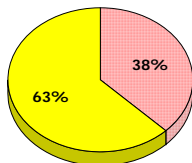
Persuasive Writing

Creative Writing

Persuasive Writing

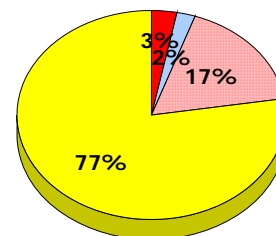
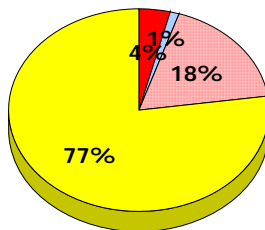
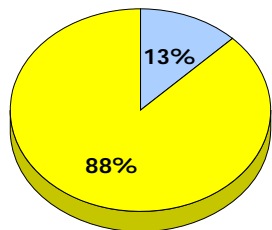
2013

Apr 30, 2013 (8)



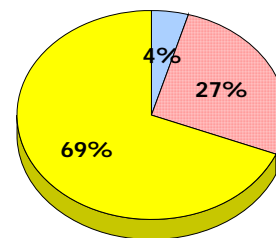
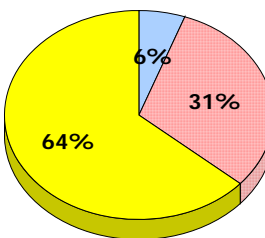
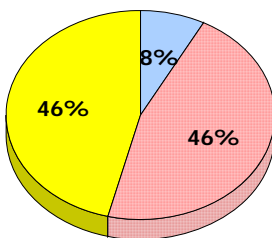
2012

Apr 30, 2012 (8)



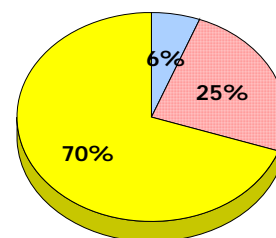
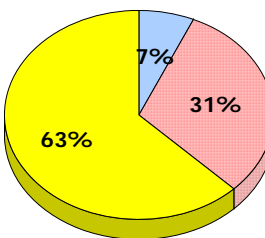
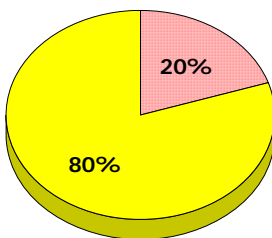
2011

AGR (13)



2010

AGR (5)



■ Exemption
 ■ Unknown
 ■ Not Yet Meeting
 ■ Meeting or Exceeding

* In some cases, CRT numbers may exceed AGR numbers based on late enrolments. Pie chart is based on the number of students who wrote the CRT.
 * Mushuau Innu Natuashish School and Sheshatshiu Innu School are excluded from district and provincial results.

District 3 - Nova Central

School #: 192 Lumsden Academy

Reading

School

District

Province

Non - Fiction

Fiction

Non - Fiction

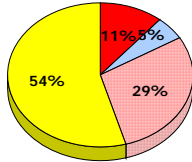
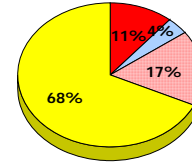
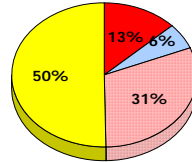
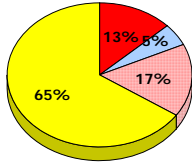
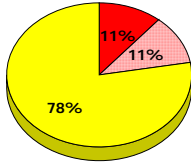
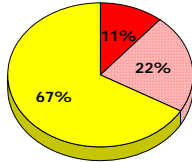
Fiction

Non - Fiction

Fiction

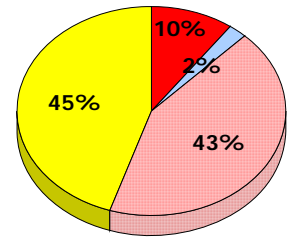
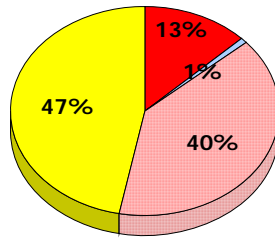
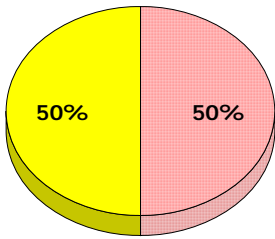
2013

Apr 30,
2013 (8)



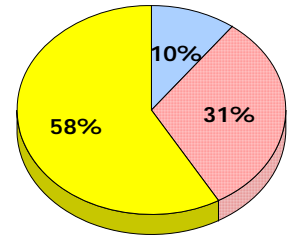
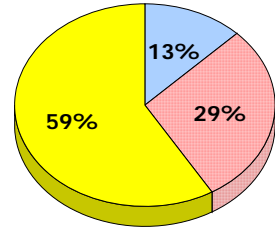
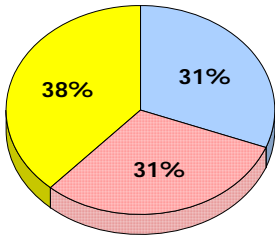
2012

Apr 30,
2012 (8)



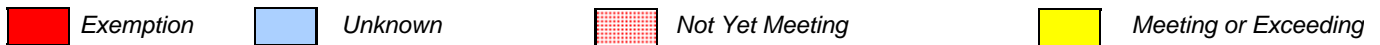
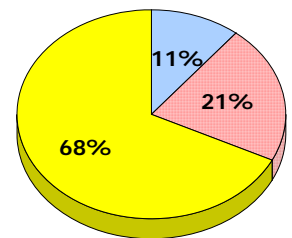
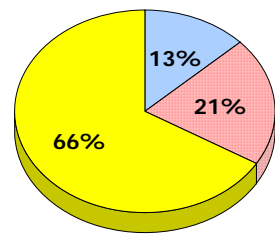
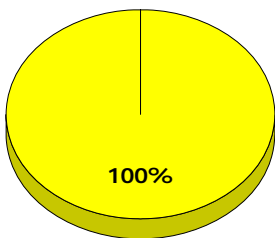
2011

AGR (13)



2010

AGR (5)

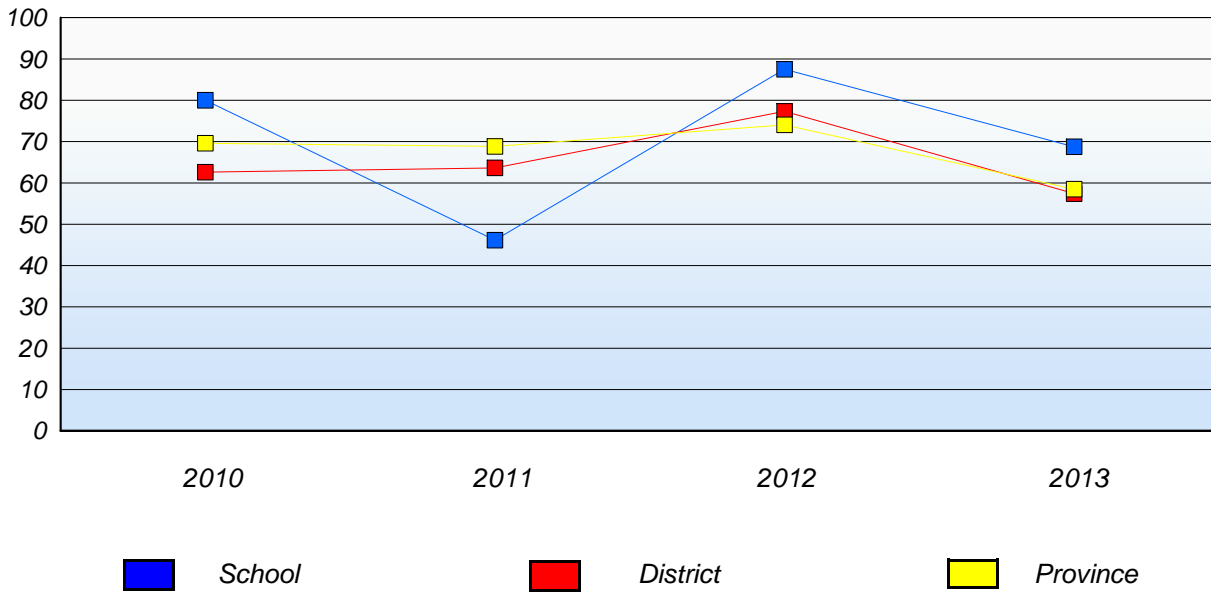


* In some cases, CRT numbers may exceed AGR numbers based on late enrolments. Pie chart is based on the number of students who wrote the CRT.
 * Mushuau Innu Natuashish School and Sheshatshiu Innu School are excluded from district and provincial results.

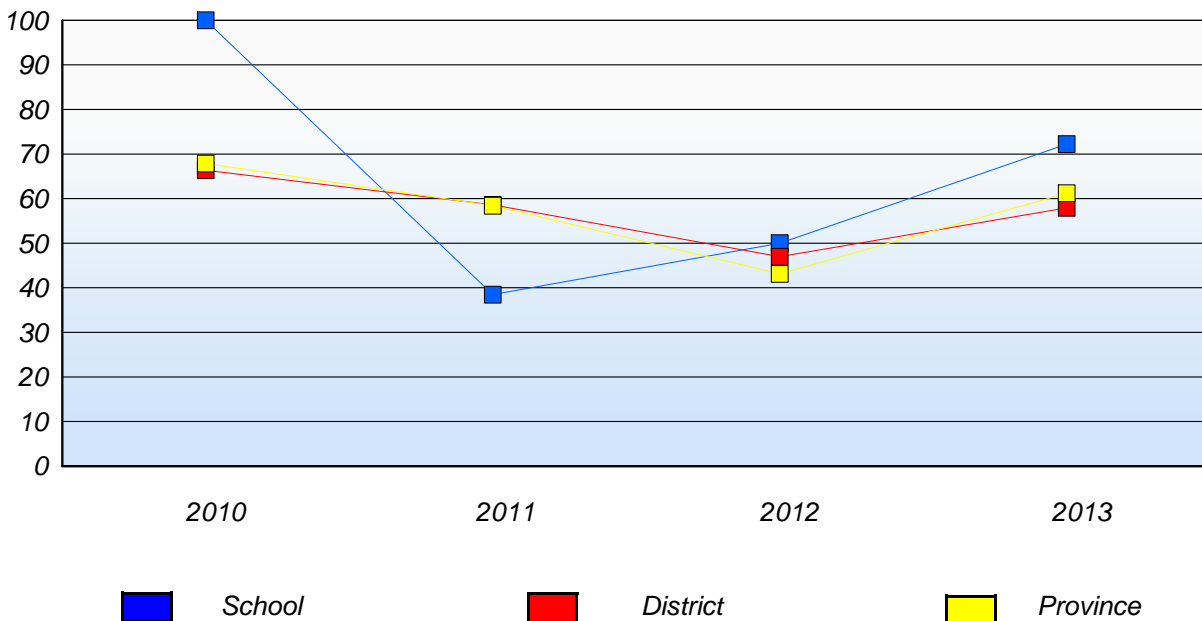
District 3 - Nova Central

School #: 192 Lumsden Academy

Demand Writing
Percentage of students at level 3 or above (2010 - 2013)



Reading
Percentage of students at level 3 or above (2010 - 2013)



* In some cases, CRT numbers may exceed AGR numbers based on late enrolments. Pie chart is based on the number of students who wrote the CRT.

* Mushuau Innu Natuashish School and Sheshatshiu Innu School are excluded from district and provincial results.

District 3 - Nova Central

School #: 194 Gill Memorial Academy

Demand Writing

School

District

Province

Creative Writing

Persuasive Writing

Creative Writing

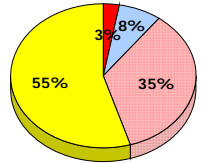
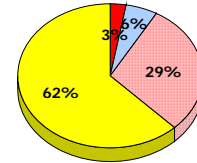
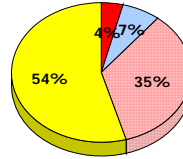
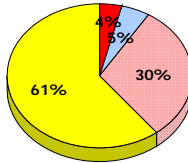
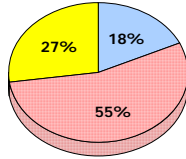
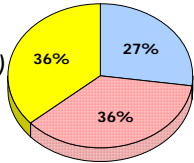
Persuasive Writing

Creative Writing

Persuasive Writing

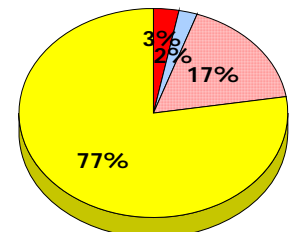
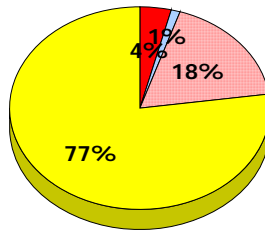
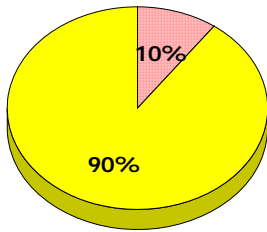
2013

Apr 30, 2013 (11)



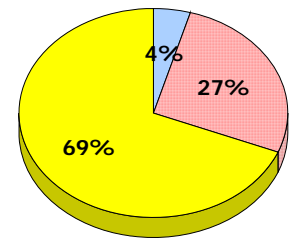
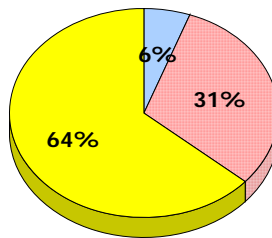
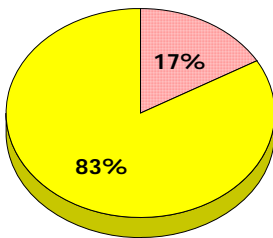
2012

Apr 30, 2012 (10)



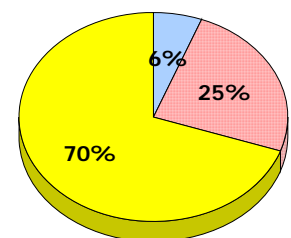
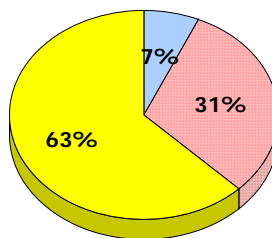
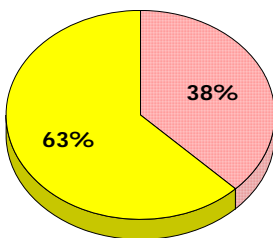
2011

AGR (6)



2010

AGR (8)



■ Exemption
 ■ Unknown
 Not Yet Meeting
 ■ Meeting or Exceeding

* In some cases, CRT numbers may exceed AGR numbers based on late enrolments. Pie chart is based on the number of students who wrote the CRT.
 * Mushuau Innu Natuashish School and Sheshatshiu Innu School are excluded from district and provincial results.

Primary English Language Arts
4 Year Provincial Assessment, June 2013
Student Population Report
(average scores)

District 3 - Nova Central

School #: 194 Gill Memorial Academy

Reading

School

District

Province

Non - Fiction

Fiction

Non - Fiction

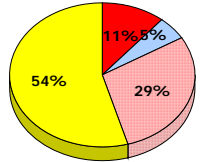
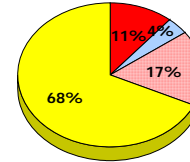
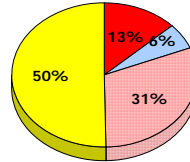
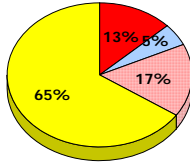
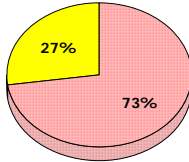
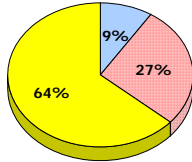
Fiction

Non - Fiction

Fiction

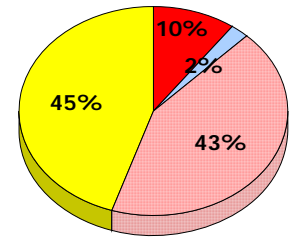
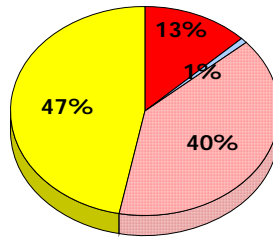
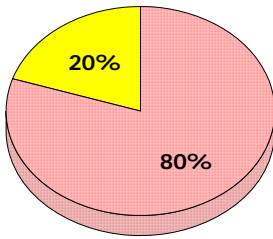
2013

Apr 30,
2013 (11)



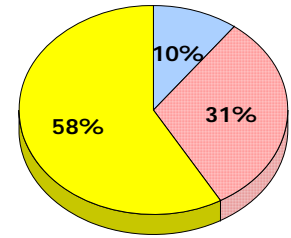
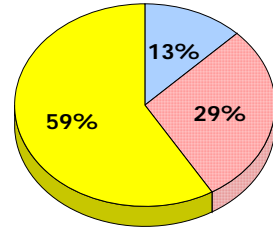
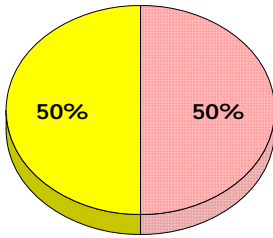
2012

Apr 30,
2012 (10)



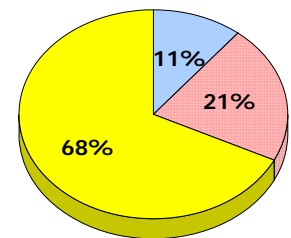
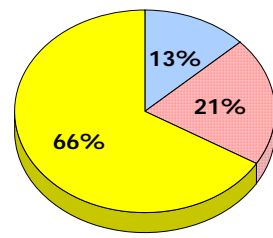
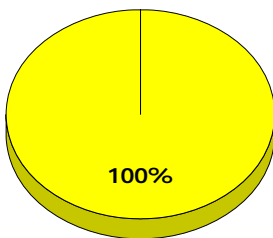
2011

AGR (6)



2010

AGR (8)



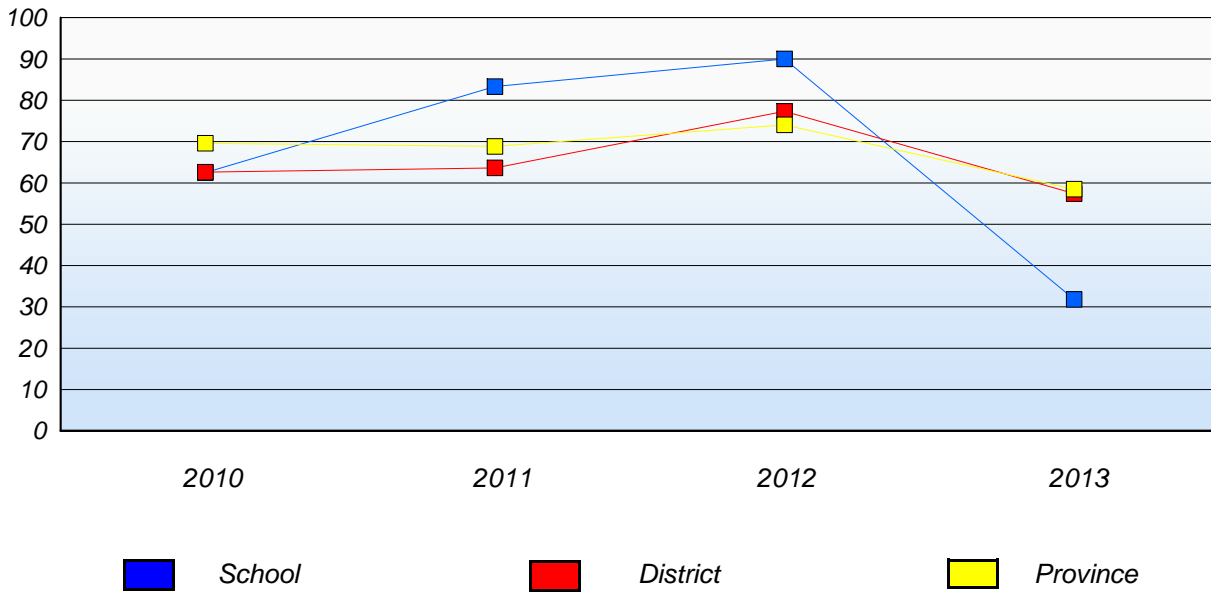
■ Exemption
 ■ Unknown
 ■ Not Yet Meeting
 ■ Meeting or Exceeding

* In some cases, CRT numbers may exceed AGR numbers based on late enrolments. Pie chart is based on the number of students who wrote the CRT.
 * Mushuau Innu Natuashish School and Sheshatshiu Innu School are excluded from district and provincial results.

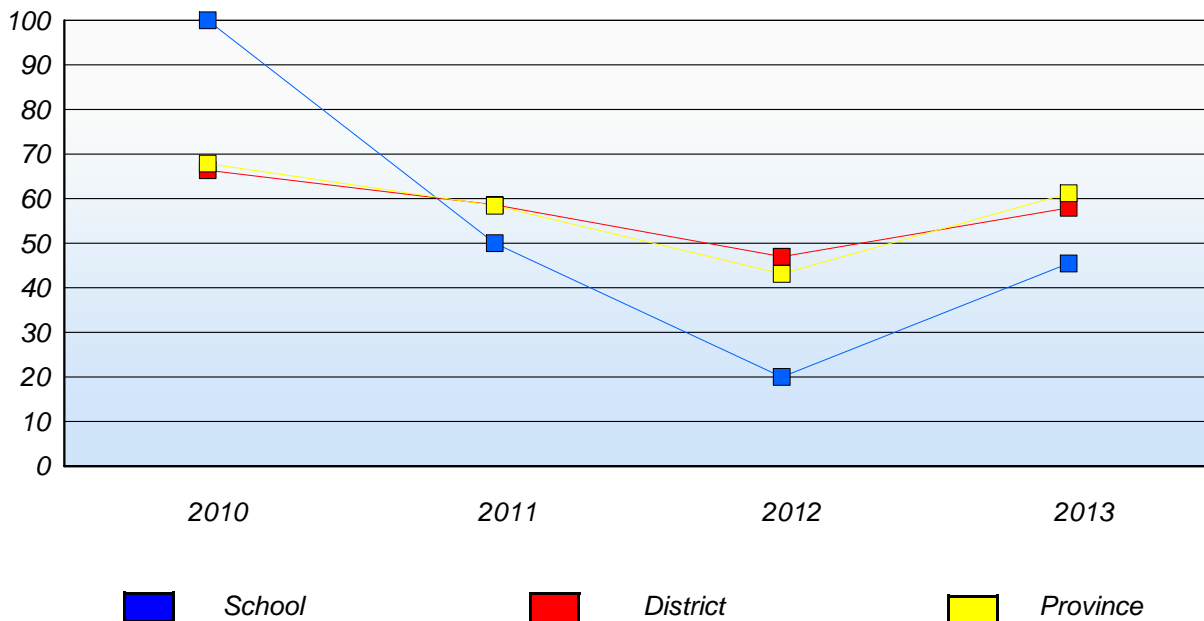
District 3 - Nova Central

School #: 194 Gill Memorial Academy

Demand Writing
Percentage of students at level 3 or above (2010 - 2013)



Reading
Percentage of students at level 3 or above (2010 - 2013)



* In some cases, CRT numbers may exceed AGR numbers based on late enrolments. Pie chart is based on the number of students who wrote the CRT.

* Mushuau Innu Natuashish School and Sheshatshiu Innu School are excluded from district and provincial results.

District 3 - Nova Central

School #: 202 Twillingate Island Elementary

Demand Writing

School

District

Province

Creative Writing

Persuasive Writing

Creative Writing

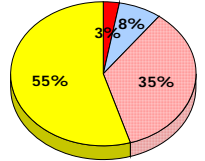
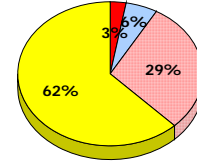
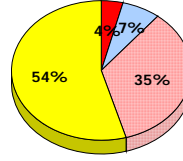
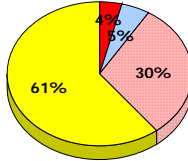
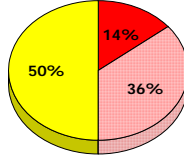
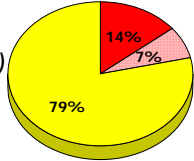
Persuasive Writing

Creative Writing

Persuasive Writing

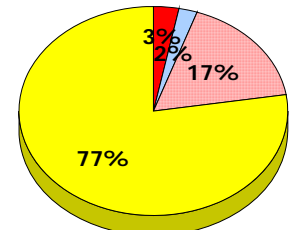
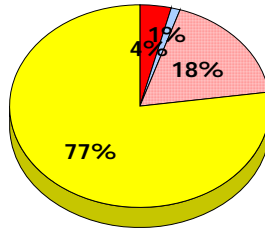
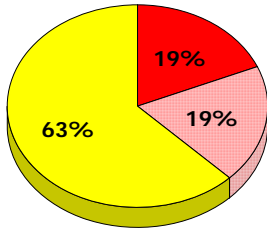
2013

Apr 30, 2013 (14)



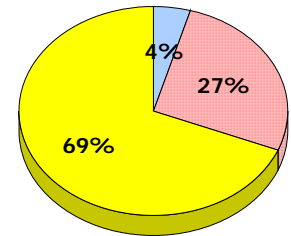
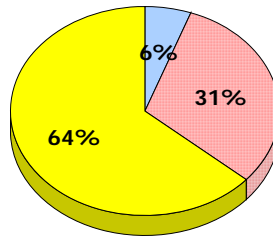
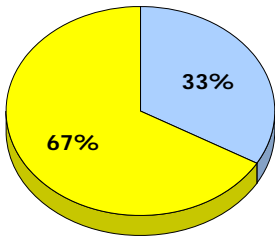
2012

Apr 30, 2012 (16)



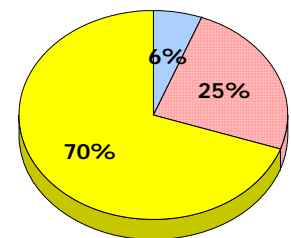
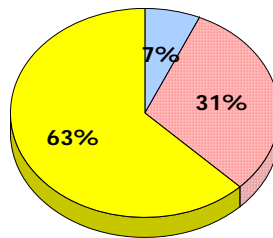
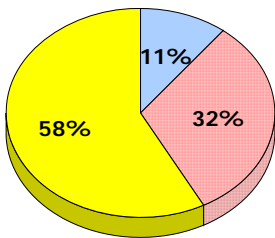
2011

AGR (18)



2010

AGR (19)



■ Exemption
 ■ Unknown
 ■ Not Yet Meeting
 ■ Meeting or Exceeding

* In some cases, CRT numbers may exceed AGR numbers based on late enrolments. Pie chart is based on the number of students who wrote the CRT.
 * Mushuau Innu Natuashish School and Sheshatshiu Innu School are excluded from district and provincial results.

District 3 - Nova Central

School #: 202 Twillingate Island Elementary

Reading

School

District

Province

Non - Fiction

Fiction

Non - Fiction

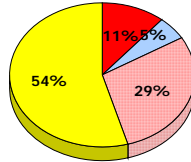
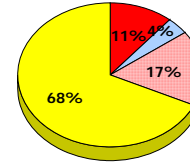
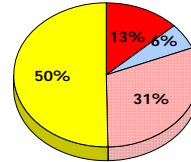
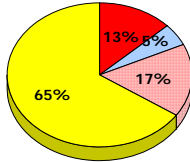
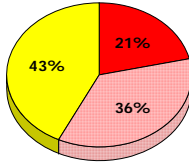
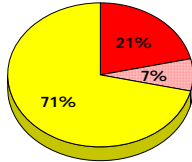
Fiction

Non - Fiction

Fiction

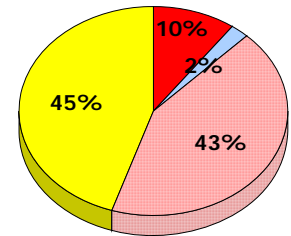
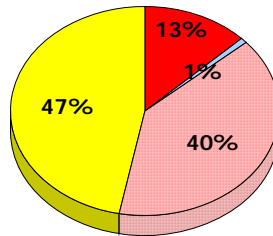
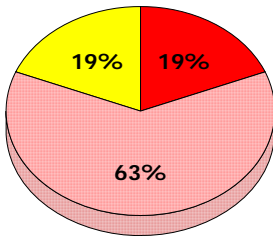
2013

Apr 30,
2013 (14)



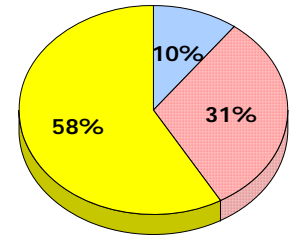
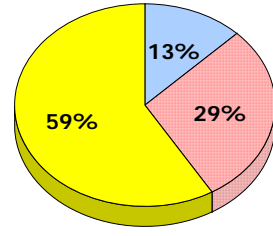
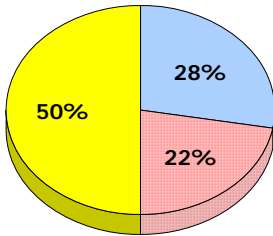
2012

Apr 30,
2012 (16)



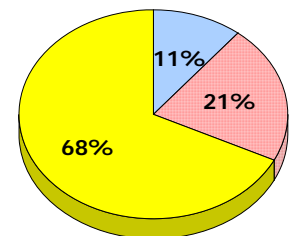
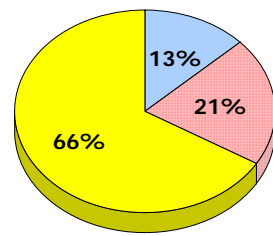
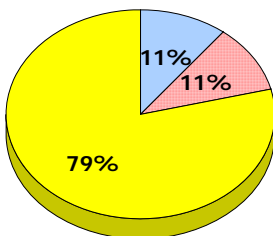
2011

AGR (18)



2010

AGR (19)



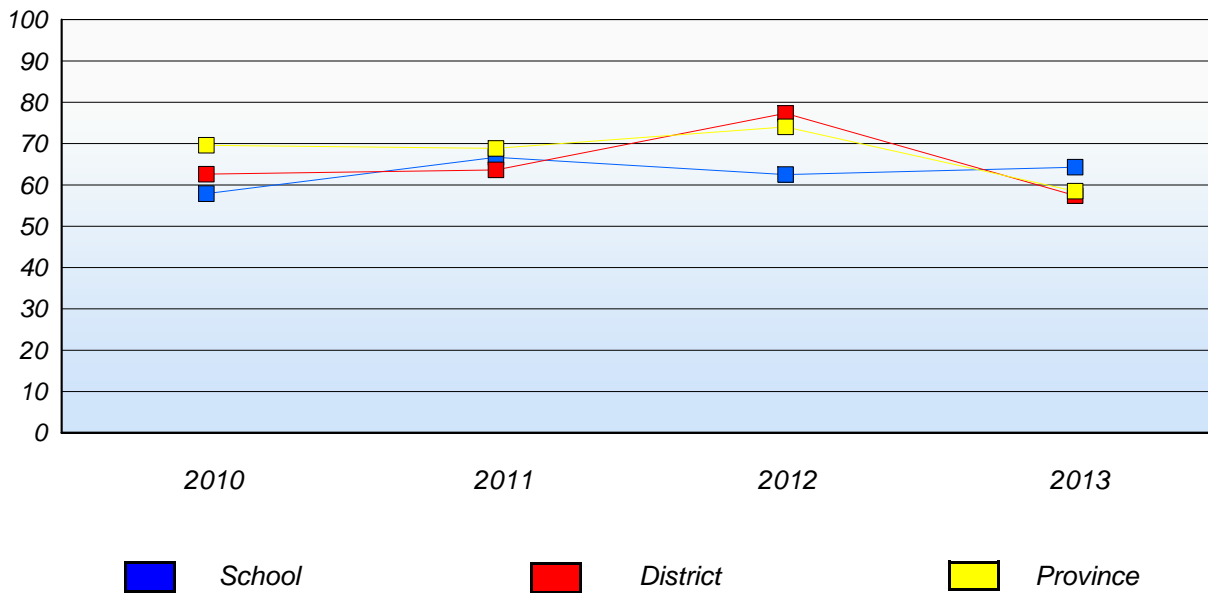
■ Exemption
 ■ Unknown
 ■ Not Yet Meeting
 ■ Meeting or Exceeding

* In some cases, CRT numbers may exceed AGR numbers based on late enrolments. Pie chart is based on the number of students who wrote the CRT.
 * Mushuau Innu Natuashish School and Sheshatshiu Innu School are excluded from district and provincial results.

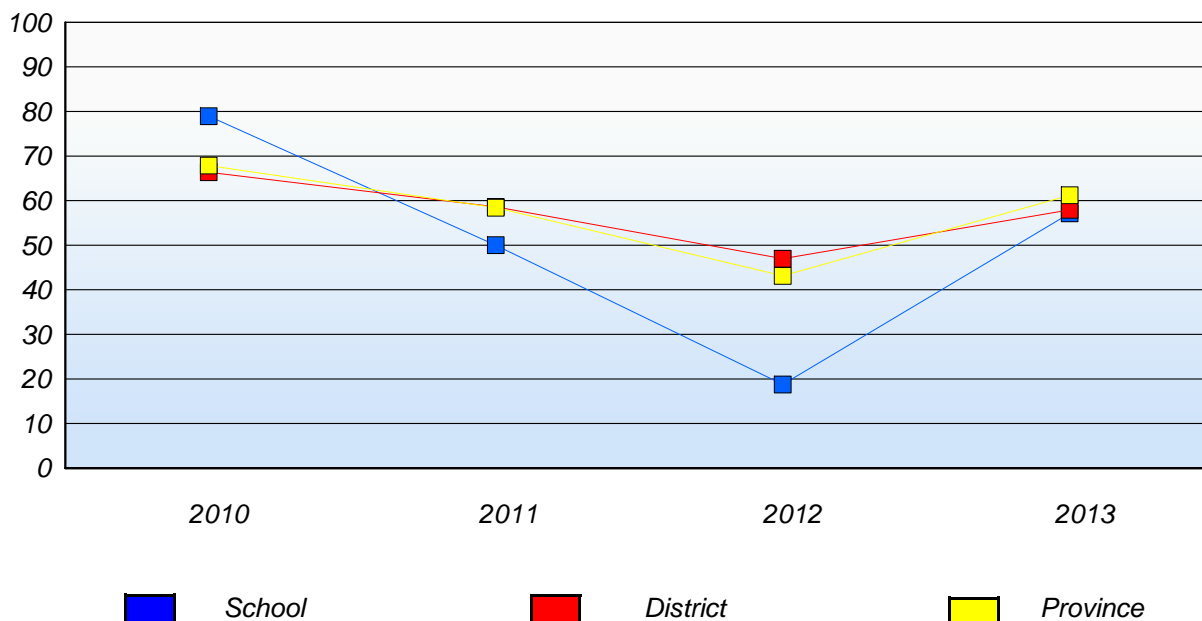
District 3 - Nova Central

School #: 202 Twillingate Island Elementary

Demand Writing
Percentage of students at level 3 or above (2010 - 2013)



Reading
Percentage of students at level 3 or above (2010 - 2013)



* In some cases, CRT numbers may exceed AGR numbers based on late enrolments. Pie chart is based on the number of students who wrote the CRT.

* Mushuau Innu Natuashish School and Sheshatshiu Innu School are excluded from district and provincial results.

District 3 - Nova Central

School #: 204 Pearson Academy

Demand Writing

School

District

Province

Creative Writing

Persuasive Writing

Creative Writing

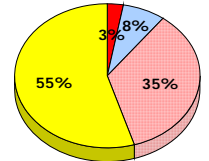
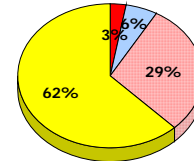
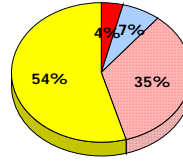
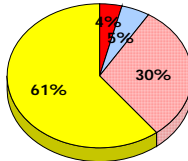
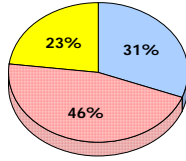
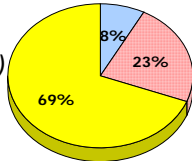
Persuasive Writing

Creative Writing

Persuasive Writing

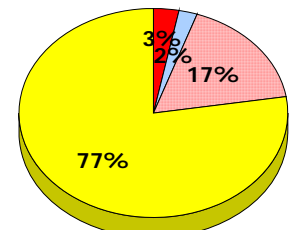
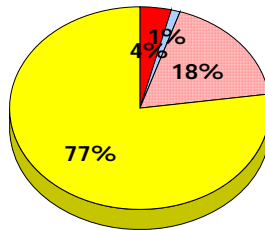
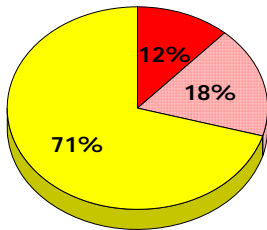
2013

Apr 30, 2013 (13)



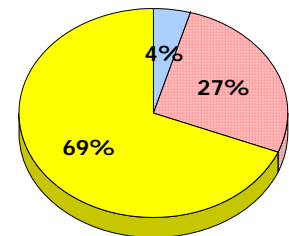
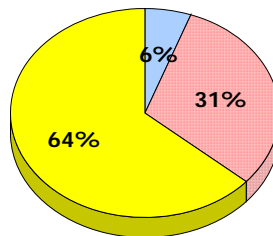
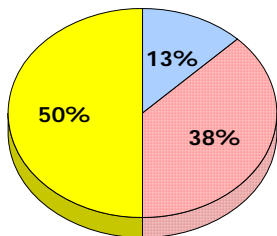
2012

Apr 30, 2012 (17)



2011

AGR (16)



2010

AGR (0)

Exemption

Unknown

Not Yet Meeting

Meeting or Exceeding

* In some cases, CRT numbers may exceed AGR numbers based on late enrolments. Pie chart is based on the number of students who wrote the CRT.

* Mushuau Innu Natuashish School and Sheshatshiu Innu School are excluded from district and provincial results.

District 3 - Nova Central

School #: 204 Pearson Academy

Reading

School

District

Province

Non - Fiction

Fiction

Non - Fiction

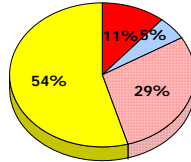
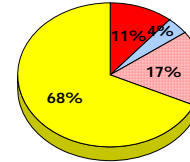
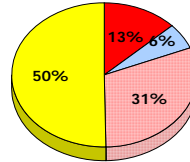
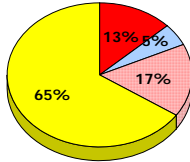
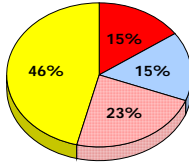
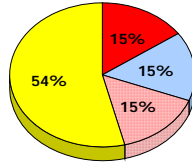
Fiction

Non - Fiction

Fiction

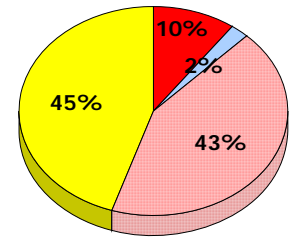
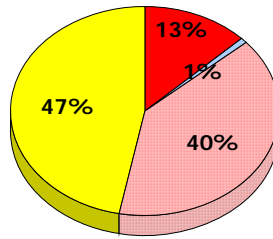
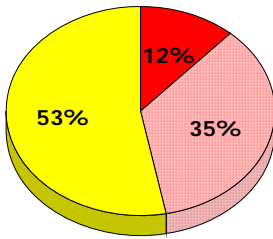
2013

Apr 30,
2013 (13)



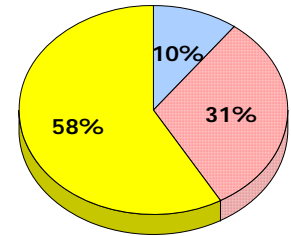
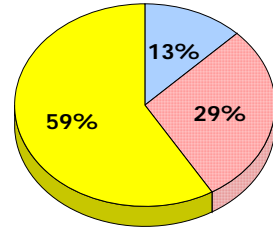
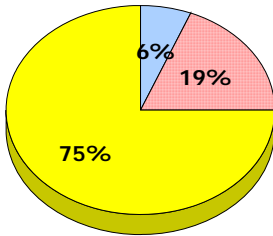
2012

Apr 30,
2012 (17)



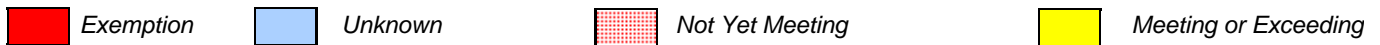
2011

AGR (16)



2010

AGR (0)

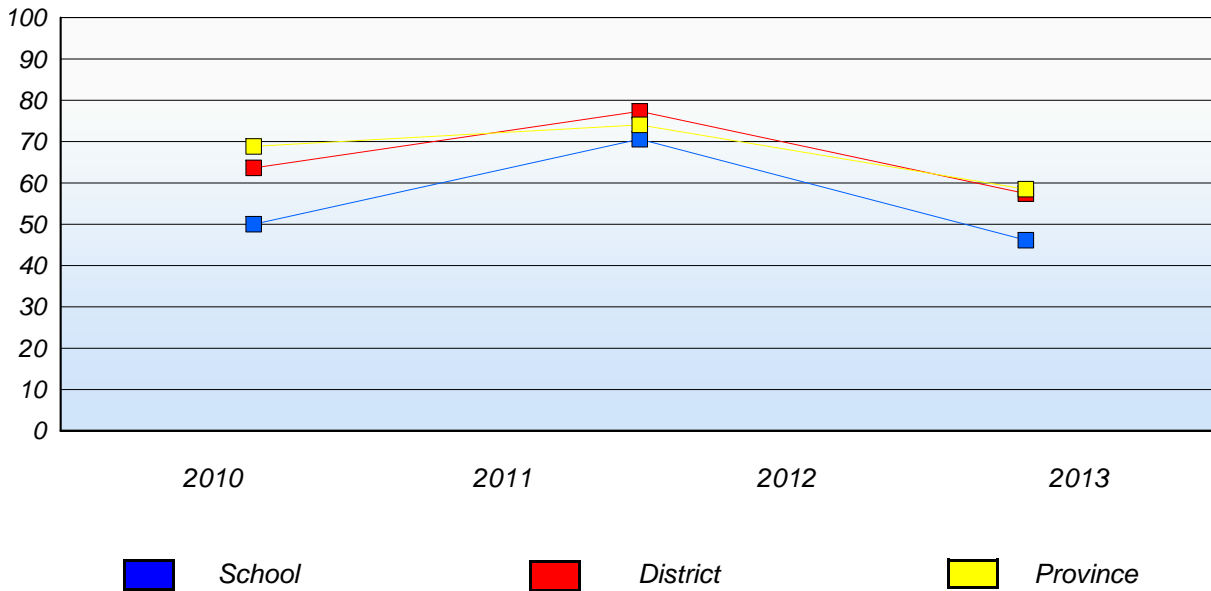


* In some cases, CRT numbers may exceed AGR numbers based on late enrolments. Pie chart is based on the number of students who wrote the CRT.
* Mushuau Innu Natuashish School and Sheshatshiu Innu School are excluded from district and provincial results.

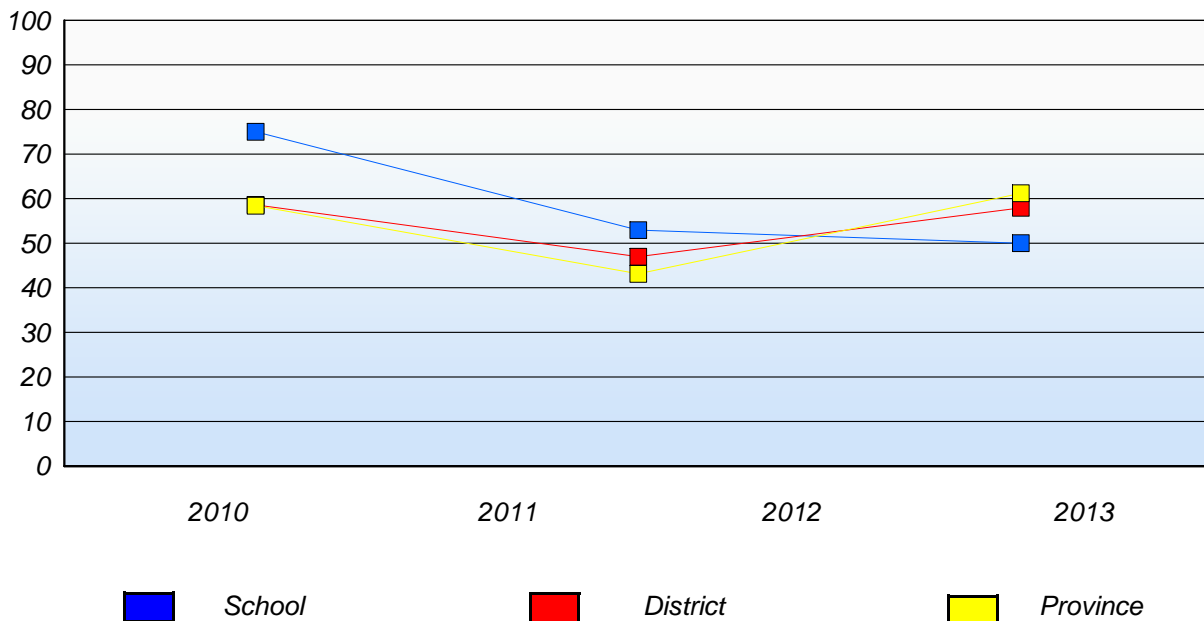
District 3 - Nova Central

School #: 204 Pearson Academy

Demand Writing
Percentage of students at level 3 or above (2010 - 2013)



Reading
Percentage of students at level 3 or above (2010 - 2013)



* In some cases, CRT numbers may exceed AGR numbers based on late enrolments. Pie chart is based on the number of students who wrote the CRT.

* Mushuau Innu Natuashish School and Sheshatshiu Innu School are excluded from district and provincial results.

District 3 - Nova Central

School #: 206 Riverwood Academy

Demand Writing

School

District

Province

Creative Writing

Persuasive Writing

Creative Writing

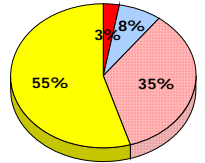
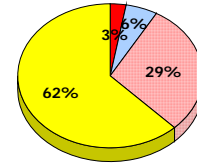
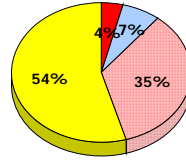
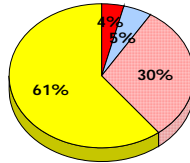
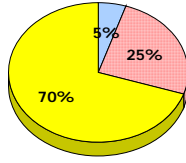
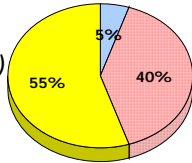
Persuasive Writing

Creative Writing

Persuasive Writing

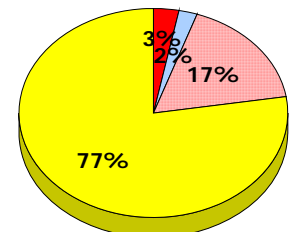
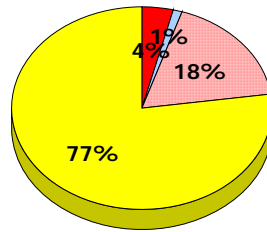
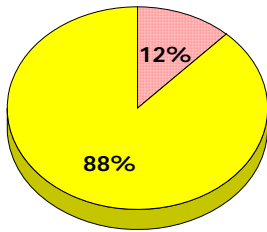
2013

Apr 30, 2013 (20)



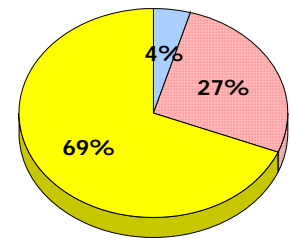
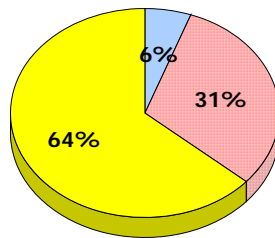
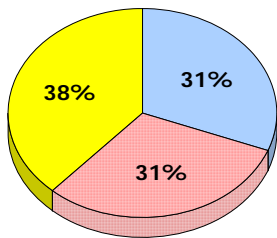
2012

Apr 30, 2012 (25)



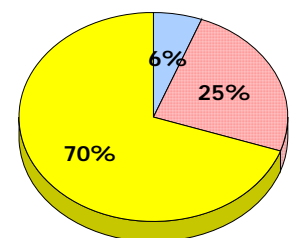
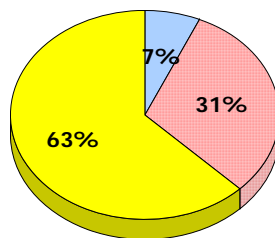
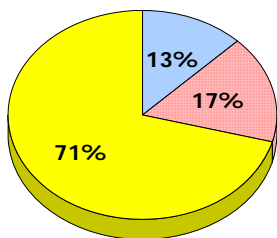
2011

AGR (13)



2010

AGR (24)



■ Exemption
 ■ Unknown
 ■ Not Yet Meeting
 ■ Meeting or Exceeding

* In some cases, CRT numbers may exceed AGR numbers based on late enrolments. Pie chart is based on the number of students who wrote the CRT.
 * Mushuau Innu Natuashish School and Sheshatshiu Innu School are excluded from district and provincial results.

District 3 - Nova Central

School #: 206 Riverwood Academy

Reading

School

District

Province

Non - Fiction

Fiction

Non - Fiction

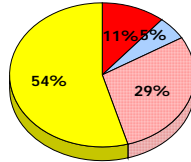
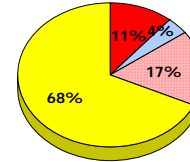
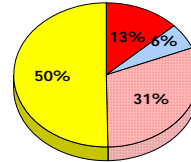
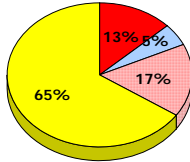
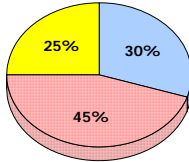
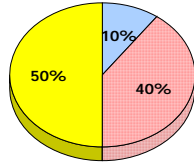
Fiction

Non - Fiction

Fiction

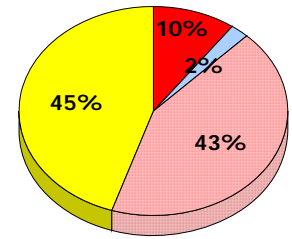
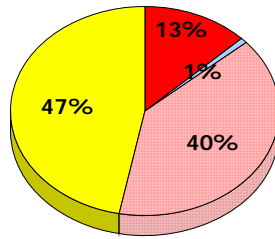
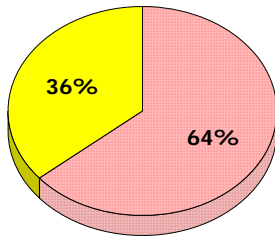
2013

Apr 30,
2013 (20)



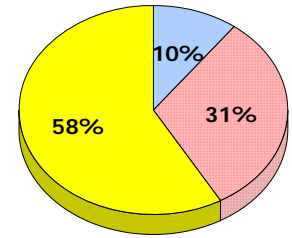
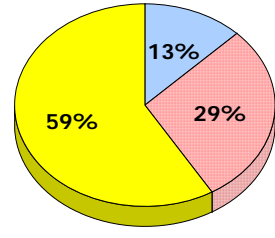
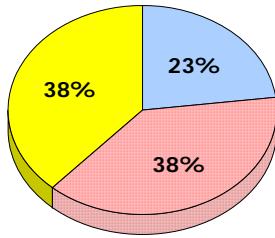
2012

Apr 30,
2012 (25)



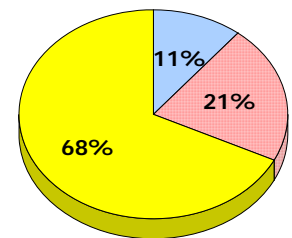
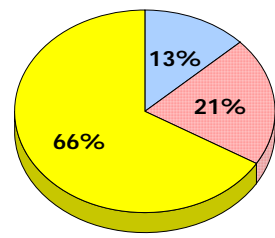
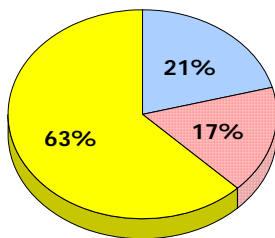
2011

AGR (13)



2010

AGR (24)



■ Exemption
 ■ Unknown
 ■ Not Yet Meeting
 ■ Meeting or Exceeding

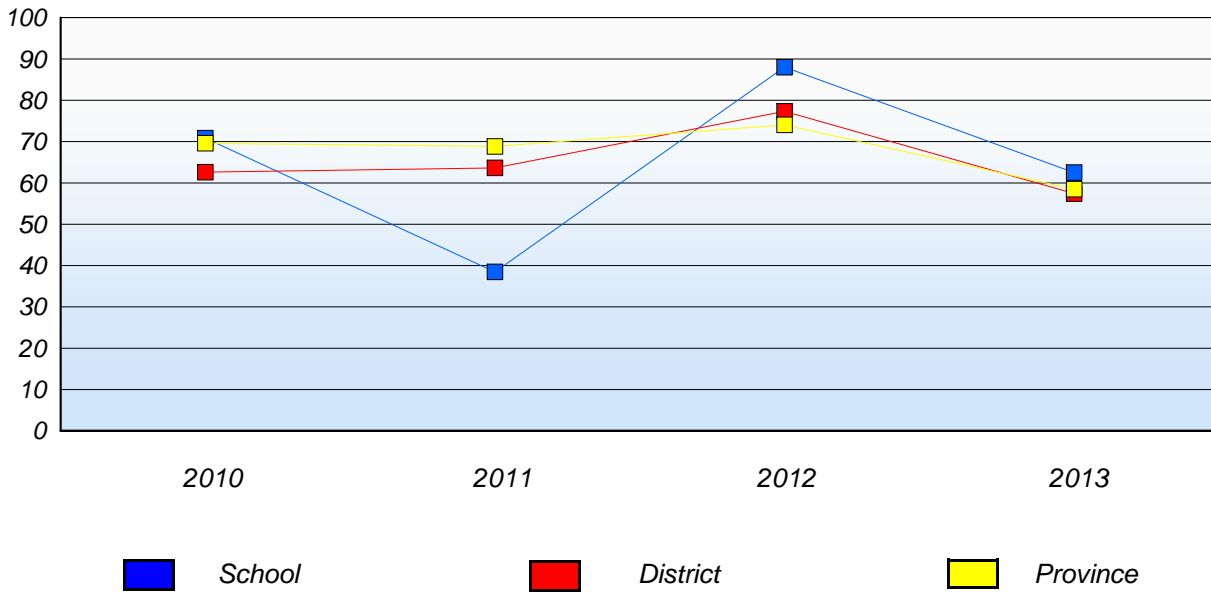
* In some cases, CRT numbers may exceed AGR numbers based on late enrolments. Pie chart is based on the number of students who wrote the CRT.
 * Mushuau Innu Natuashish School and Sheshatshiu Innu School are excluded from district and provincial results.

District 3 - Nova Central

School #: 206 Riverwood Academy

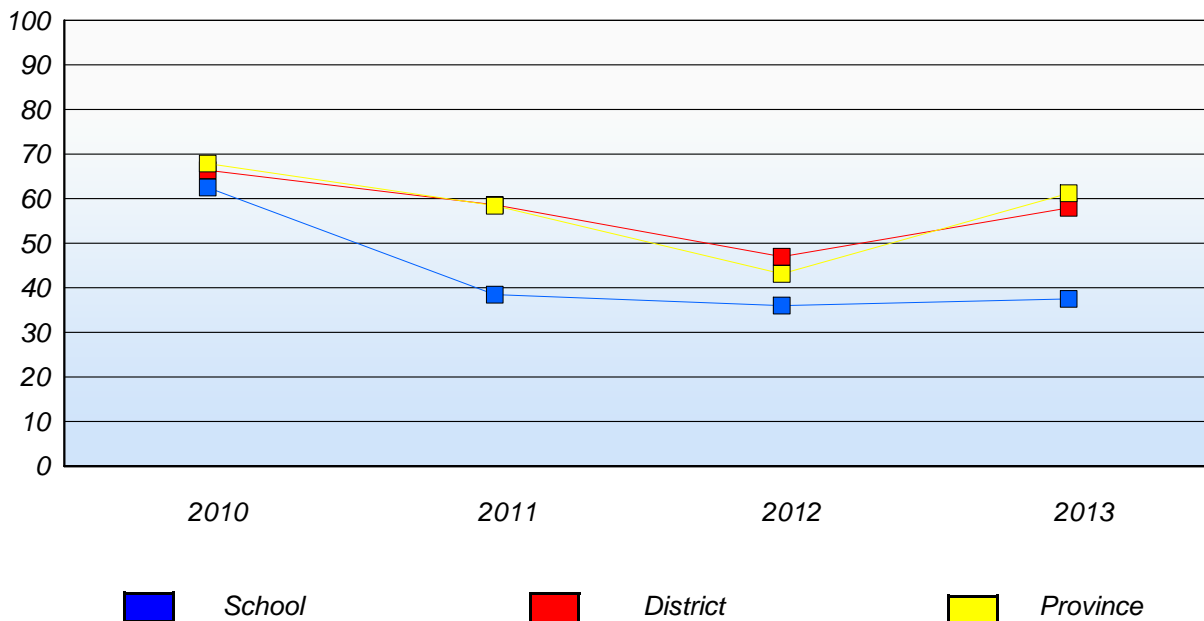
Demand Writing

Percentage of students at level 3 or above (2010 - 2013)



Reading

Percentage of students at level 3 or above (2010 - 2013)



* In some cases, CRT numbers may exceed AGR numbers based on late enrolments. Pie chart is based on the number of students who wrote the CRT.

* Mushuau Innu Natuashish School and Sheshatshiu Innu School are excluded from district and provincial results.

District 3 - Nova Central

School #: 398 Avoca Collegiate

Demand Writing

School

District

Province

Creative Writing

Persuasive Writing

Creative Writing

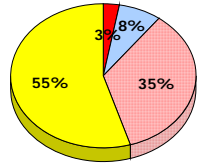
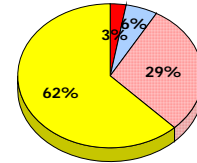
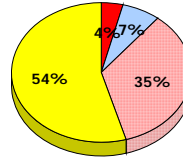
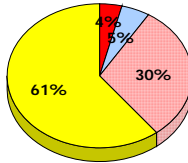
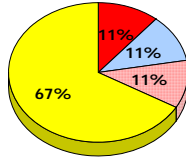
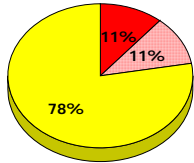
Persuasive Writing

Creative Writing

Persuasive Writing

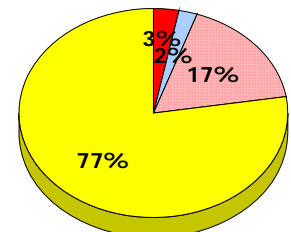
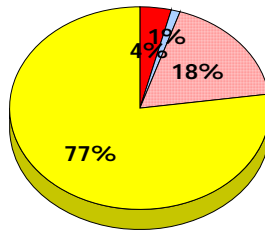
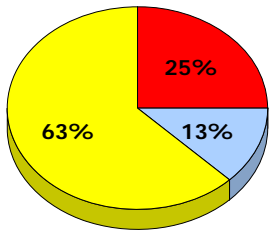
2013

Apr 30, 2013 (9)



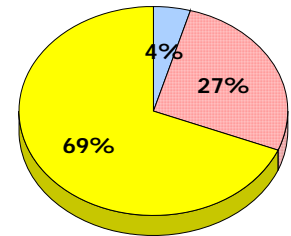
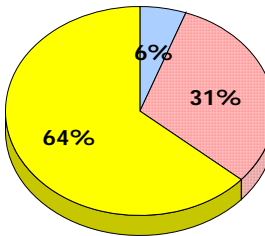
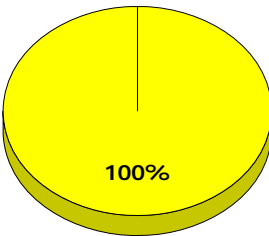
2012

Apr 30, 2012 (8)



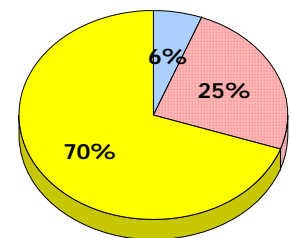
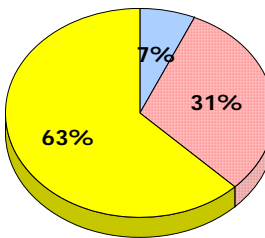
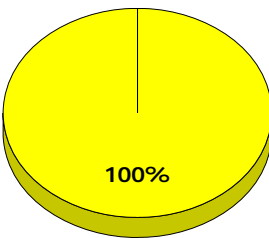
2011

AGR (8)



2010

AGR (7)



■ Exemption
 ■ Unknown
 Not Yet Meeting
 ■ Meeting or Exceeding

* In some cases, CRT numbers may exceed AGR numbers based on late enrolments. Pie chart is based on the number of students who wrote the CRT.
 * Mushuau Innu Natuashish School and Sheshatshiu Innu School are excluded from district and provincial results.

District 3 - Nova Central

School #: 398 Avoca Collegiate

Reading

School

District

Province

Non - Fiction

Fiction

Non - Fiction

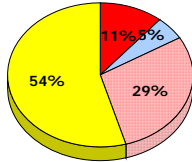
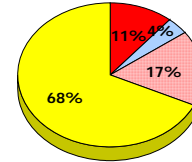
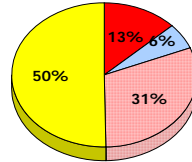
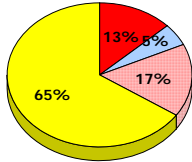
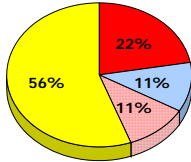
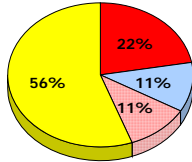
Fiction

Non - Fiction

Fiction

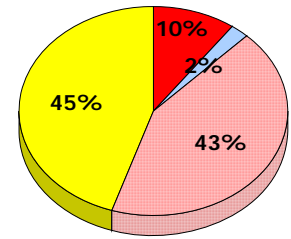
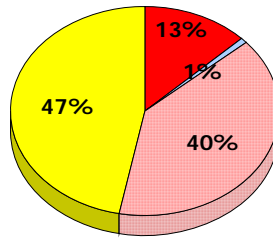
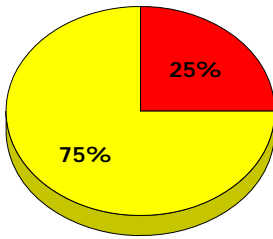
2013

Apr 30,
2013 (9)



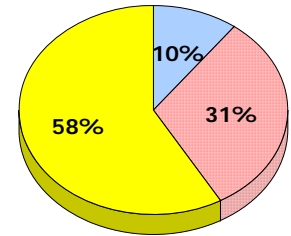
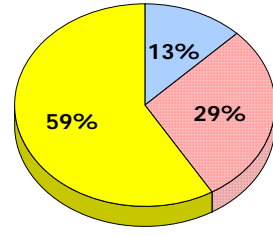
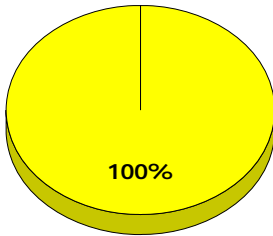
2012

Apr 30,
2012 (8)



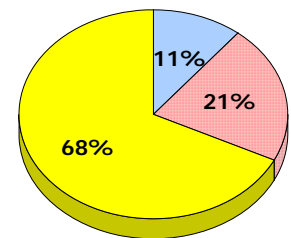
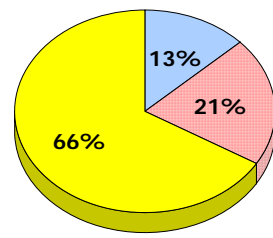
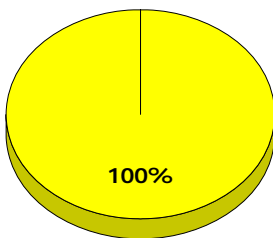
2011

AGR (8)



2010

AGR (7)



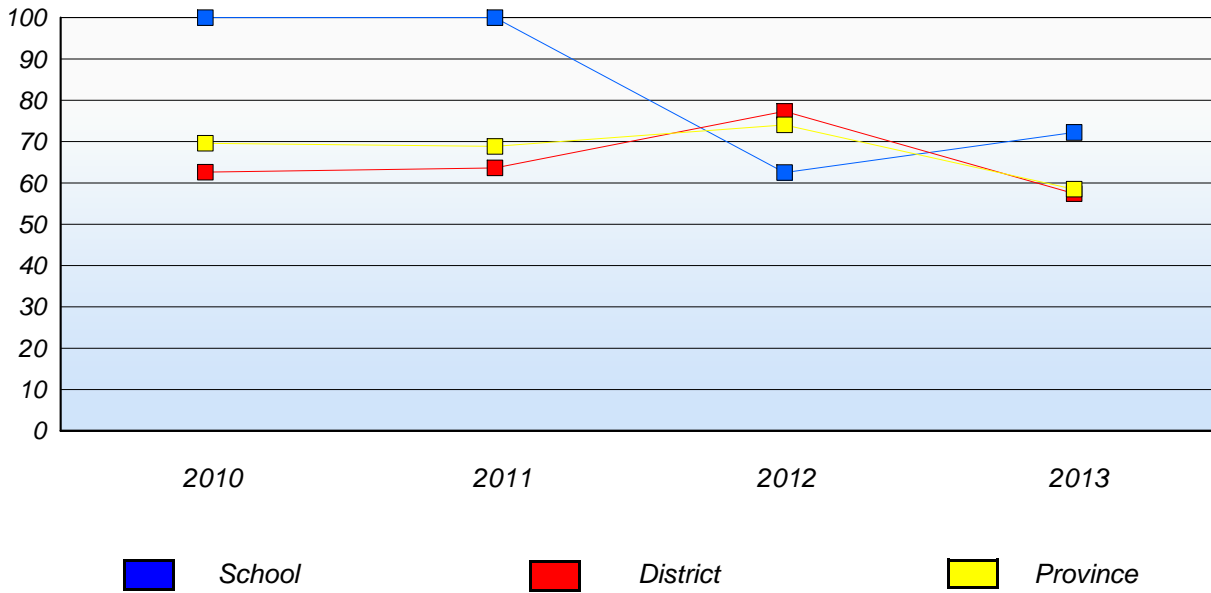
■ Exemption
 ■ Unknown
 ■ Not Yet Meeting
 ■ Meeting or Exceeding

* In some cases, CRT numbers may exceed AGR numbers based on late enrolments. Pie chart is based on the number of students who wrote the CRT.
 * Mushuau Innu Natuashish School and Sheshatshiu Innu School are excluded from district and provincial results.

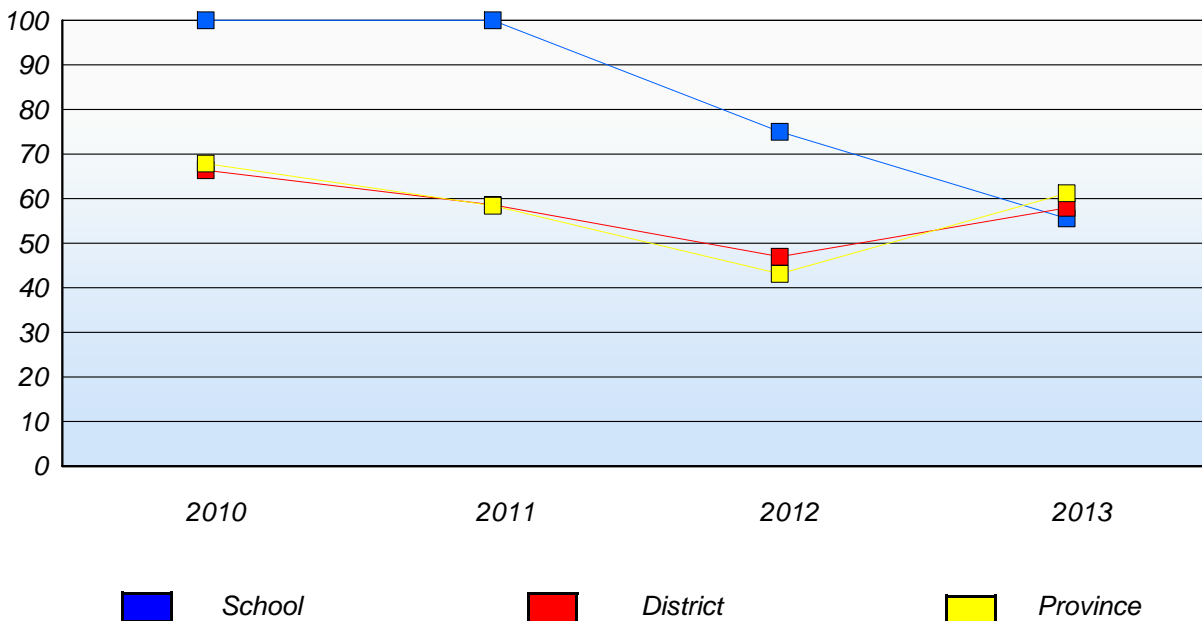
District 3 - Nova Central

School #: 398 Avoca Collegiate

Demand Writing
Percentage of students at level 3 or above (2010 - 2013)



Reading
Percentage of students at level 3 or above (2010 - 2013)



* In some cases, CRT numbers may exceed AGR numbers based on late enrolments. Pie chart is based on the number of students who wrote the CRT.

* Mushuau Innu Natuashish School and Sheshatshiu Innu School are excluded from district and provincial results.

District 3 - Nova Central

School #: 400 Helen Tulk Elementary

Demand Writing

School

District

Province

Creative Writing

Persuasive Writing

Creative Writing

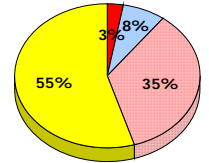
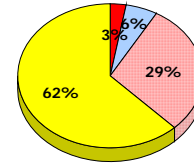
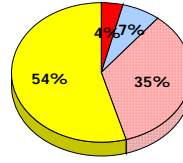
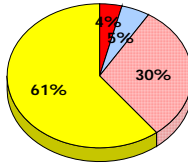
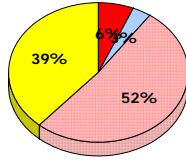
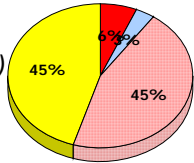
Persuasive Writing

Creative Writing

Persuasive Writing

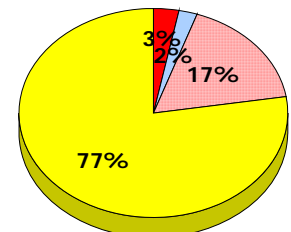
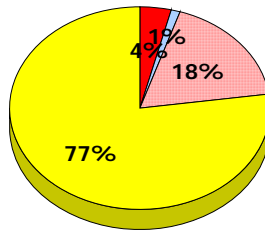
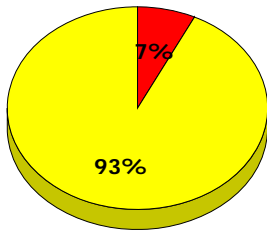
2013

Apr 30, 2013 (31)



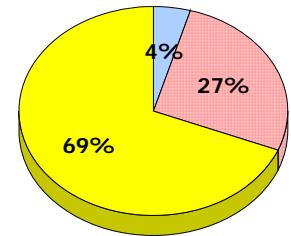
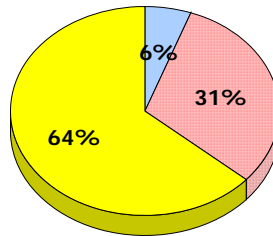
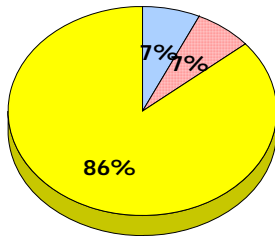
2012

Apr 30, 2012 (28)



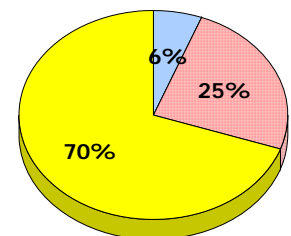
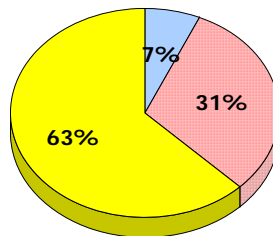
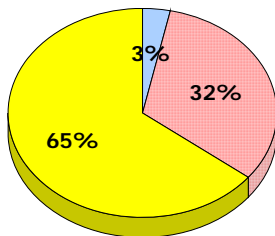
2011

AGR (29)



2010

AGR (31)



■ Exemption
 ■ Unknown
 ■ Not Yet Meeting
 ■ Meeting or Exceeding

* In some cases, CRT numbers may exceed AGR numbers based on late enrolments. Pie chart is based on the number of students who wrote the CRT.
 * Mushuau Innu Natuashish School and Sheshatshiu Innu School are excluded from district and provincial results.

Primary English Language Arts
4 Year Provincial Assessment, June 2013
Student Population Report
(average scores)

District 3 - Nova Central

School #: 400 Helen Tulk Elementary

Reading

School

District

Province

Non - Fiction

Fiction

Non - Fiction

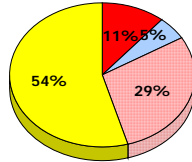
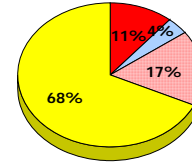
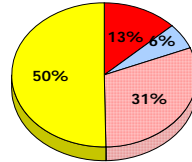
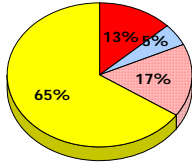
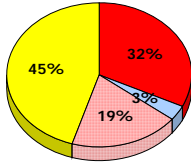
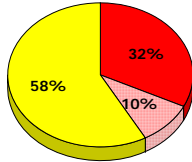
Fiction

Non - Fiction

Fiction

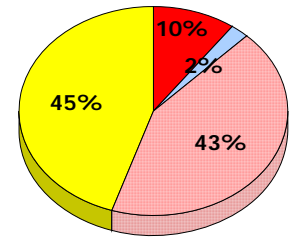
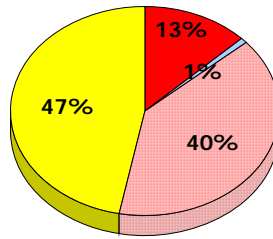
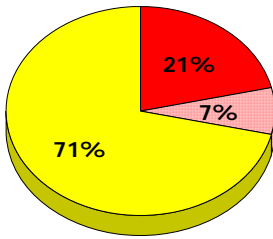
2013

Apr 30,
2013 (31)



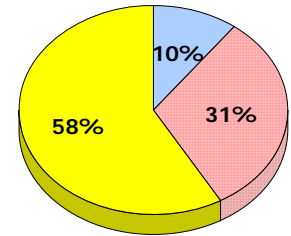
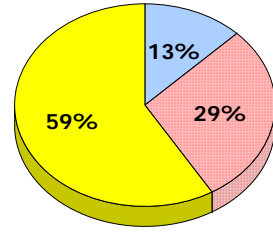
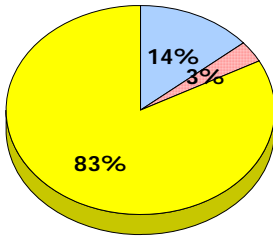
2012

Apr 30,
2012 (28)



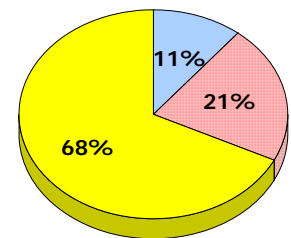
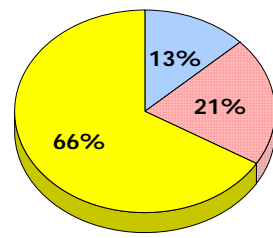
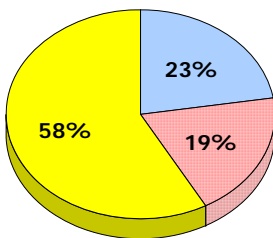
2011

AGR (29)



2010

AGR (31)



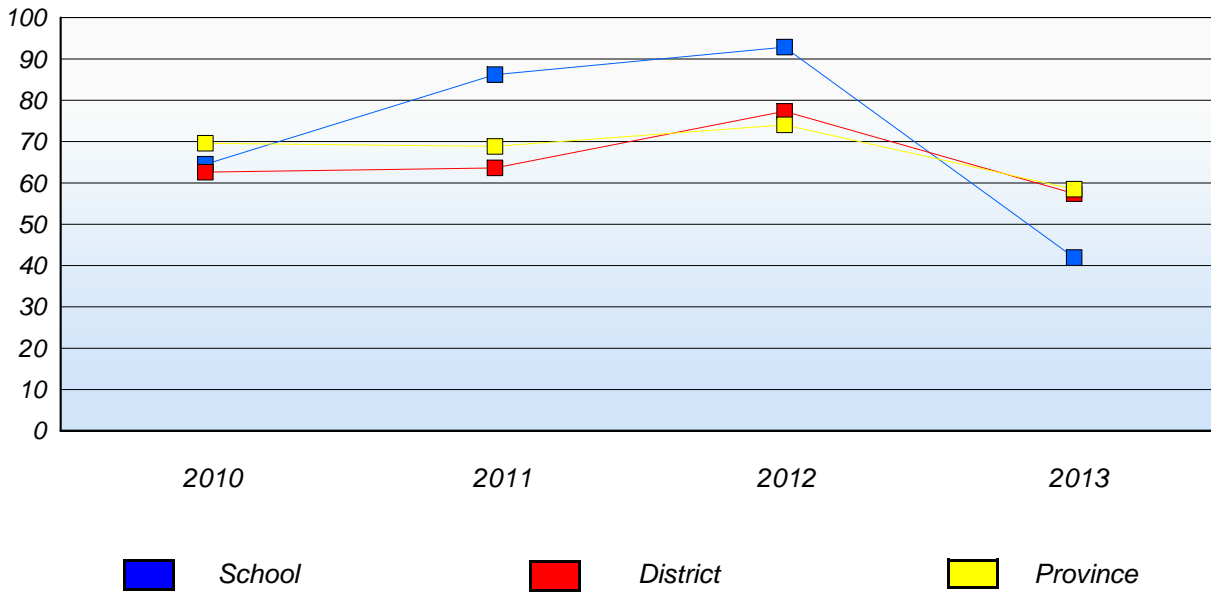
■ Exemption
 ■ Unknown
 ■ Not Yet Meeting
 ■ Meeting or Exceeding

* In some cases, CRT numbers may exceed AGR numbers based on late enrolments. Pie chart is based on the number of students who wrote the CRT.
 * Mushuau Innu Natuashish School and Sheshatshiu Innu School are excluded from district and provincial results.

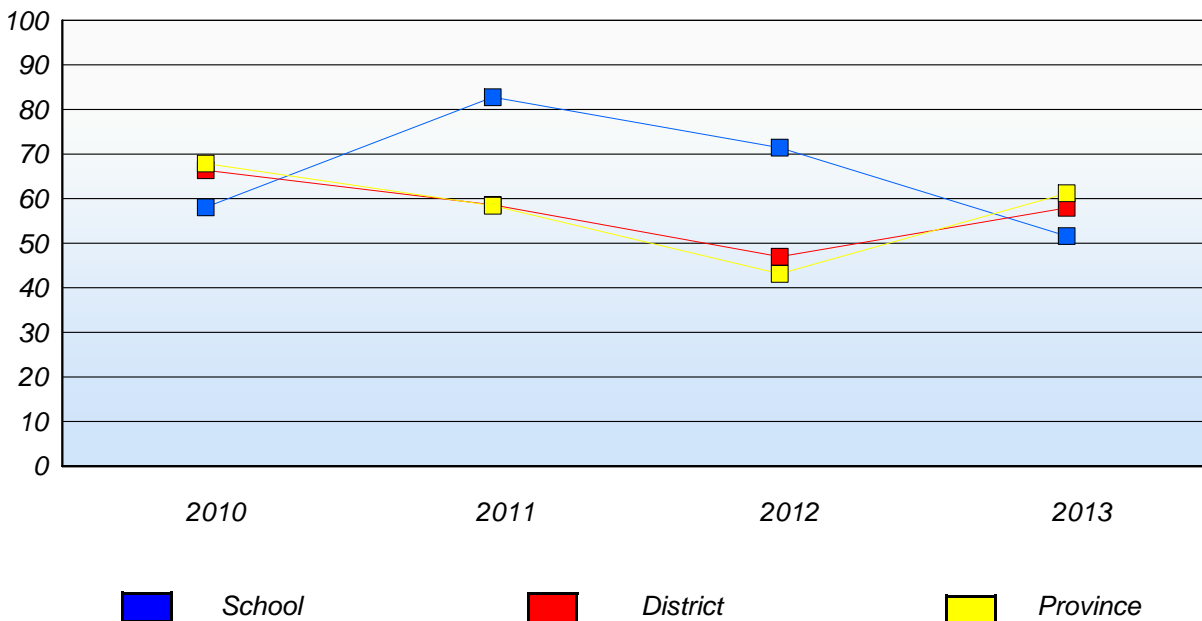
District 3 - Nova Central

School #: 400 Helen Tulk Elementary

Demand Writing
Percentage of students at level 3 or above (2010 - 2013)



Reading
Percentage of students at level 3 or above (2010 - 2013)



* In some cases, CRT numbers may exceed AGR numbers based on late enrolments. Pie chart is based on the number of students who wrote the CRT.

* Mushuau Innu Natuashish School and Sheshatshiu Innu School are excluded from district and provincial results.

District 3 - Nova Central

School #: 403 Lakeside Academy

Demand Writing

School

District

Province

Creative Writing

Persuasive Writing

Creative Writing

Persuasive Writing

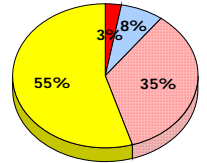
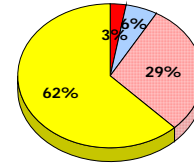
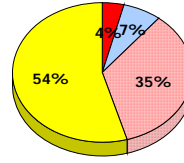
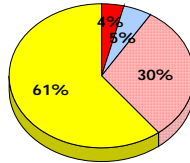
Creative Writing

Persuasive Writing

2013

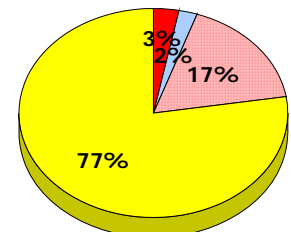
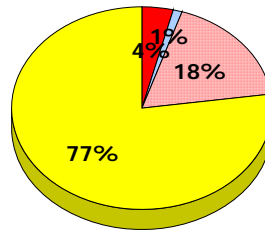
Apr 30, 2013 (4)

School data with 5 or fewer students withheld for reasons of confidentiality.



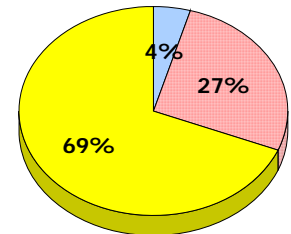
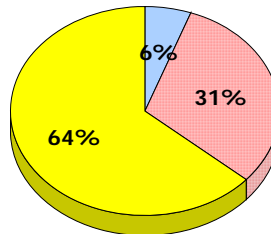
2012

Apr 30, 2012 (5)



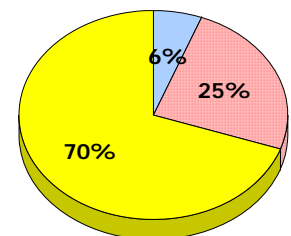
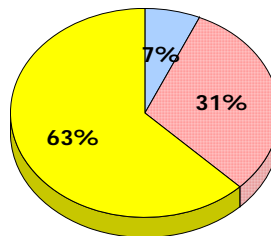
2011

AGR (5)



2010

AGR (8)



Exemption

Unknown

Not Yet Meeting

Meeting or Exceeding

* In some cases, CRT numbers may exceed AGR numbers based on late enrolments. Pie chart is based on the number of students who wrote the CRT.

* Mushuau Innu Natuashish School and Sheshatshiu Innu School are excluded from district and provincial results.

District 3 - Nova Central

School #: 403 Lakeside Academy

Reading

School

District

Province

Non - Fiction

Fiction

Non - Fiction

Fiction

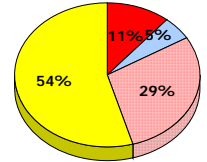
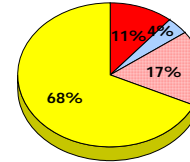
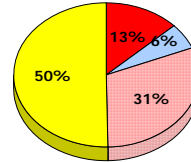
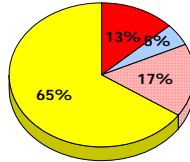
Non - Fiction

Fiction

2013

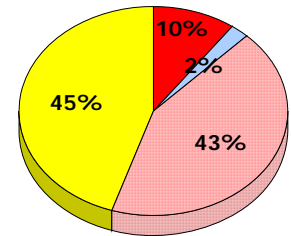
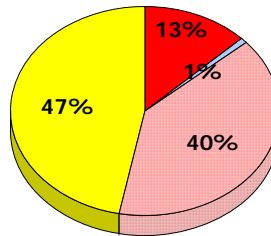
Apr 30,
2013 (4)

School data with 5 or fewer students
withheld for reasons of confidentiality.



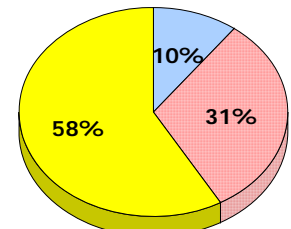
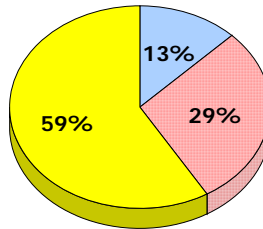
2012

Apr 30,
2012 (5)



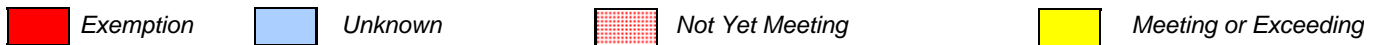
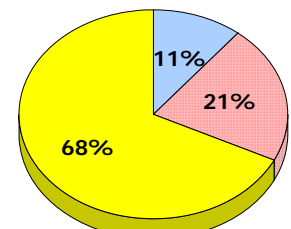
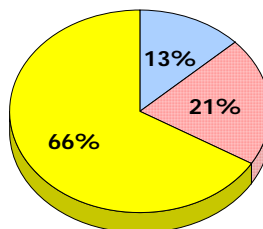
2011

AGR (5)



2010

AGR (8)



* In some cases, CRT numbers may exceed AGR numbers based on late enrolments. Pie chart is based on the number of students who wrote the CRT.
 * Mushuau Innu Natuashish School and Sheshatshiu Innu School are excluded from district and provincial results.

District 3 - Nova Central

School #: 403 Lakeside Academy

Demand Writing

Percentage of students at level 3 or above (2010 - 2013)

School data with 5 or fewer students withheld for reasons of confidentiality.



Reading

Percentage of students at level 3 or above (2010 - 2013)

School data with 5 or fewer students withheld for reasons of confidentiality.



* In some cases, CRT numbers may exceed AGR numbers based on late enrolments. Pie chart is based on the number of students who wrote the CRT.

* Mushuau Innu Natuashish School and Sheshatshiu Innu School are excluded from district and provincial results.

District 3 - Nova Central

School #: 405 Cottrell's Cove Academy

Demand Writing

School

District

Province

Creative Writing

Persuasive Writing

Creative Writing

Persuasive Writing

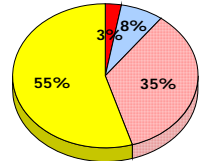
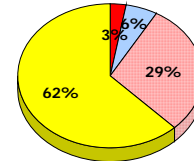
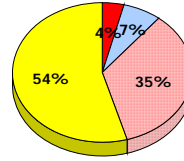
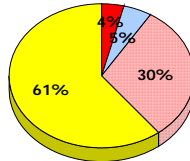
Creative Writing

Persuasive Writing

2013

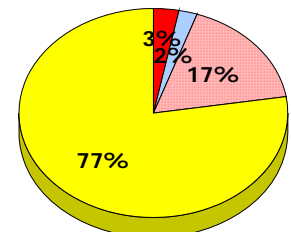
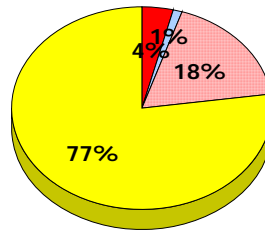
School data with 5 or fewer students withheld for reasons of confidentiality.

Apr 30, 2013 (1)



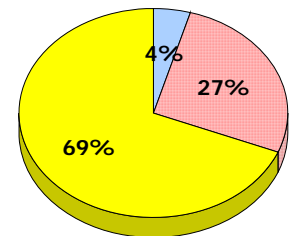
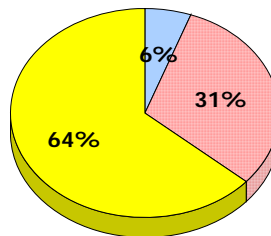
2012

Apr 30, 2012 (2)



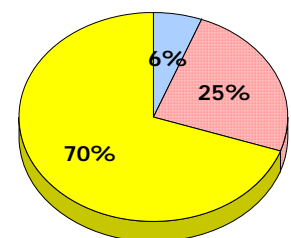
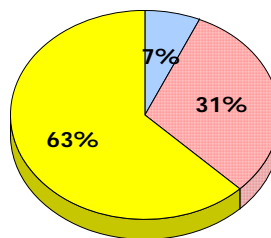
2011

AGR (1)



2010

AGR (2)



Exemption

Unknown

Not Yet Meeting

Meeting or Exceeding

* In some cases, CRT numbers may exceed AGR numbers based on late enrolments. Pie chart is based on the number of students who wrote the CRT.

* Mushuau Innu Natuashish School and Sheshatshiu Innu School are excluded from district and provincial results.

Primary English Language Arts
4 Year Provincial Assessment, June 2013
Student Population Report
(average scores)

District 3 - Nova Central

School #: 405 Cottrell's Cove Academy

Reading

School

District

Province

Non - Fiction

Fiction

Non - Fiction

Fiction

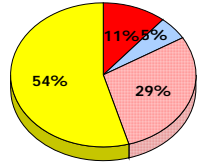
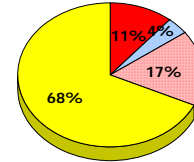
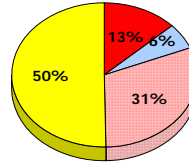
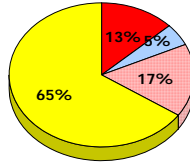
Non - Fiction

Fiction

2013

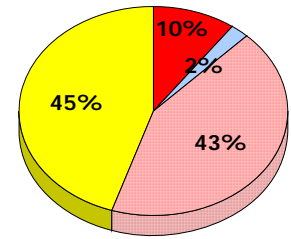
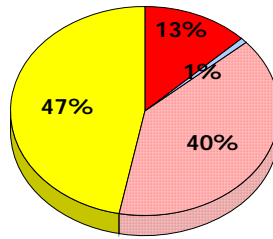
Apr 30,
2013 (1)

School data with 5 or fewer students
withheld for reasons of confidentiality.



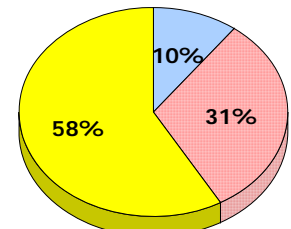
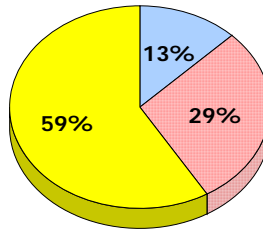
2012

Apr 30,
2012 (2)



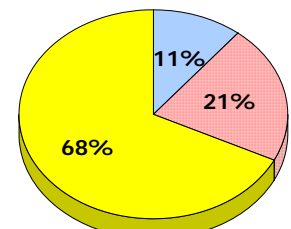
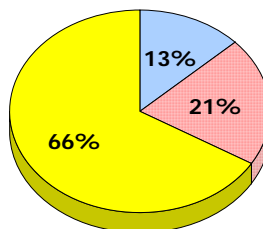
2011

AGR (1)



2010

AGR (2)



■ Exemption
 ■ Unknown
 ■ Not Yet Meeting
 ■ Meeting or Exceeding

* In some cases, CRT numbers may exceed AGR numbers based on late enrolments. Pie chart is based on the number of students who wrote the CRT.

* Mushuau Innu Natuashish School and Sheshatshiu Innu School are excluded from district and provincial results.

District 3 - Nova Central

School #: 405 Cottrell's Cove Academy

Demand Writing

Percentage of students at level 3 or above (2010 - 2013)

School data with 5 or fewer students withheld for reasons of confidentiality.



Reading

Percentage of students at level 3 or above (2010 - 2013)

School data with 5 or fewer students withheld for reasons of confidentiality.



* In some cases, CRT numbers may exceed AGR numbers based on late enrolments. Pie chart is based on the number of students who wrote the CRT.

* Mushuau Innu Natuashish School and Sheshatshiu Innu School are excluded from district and provincial results.

District 3 - Nova Central

School #: 406 Fitzgerald Academy

Demand Writing

School

District

Province

Creative Writing

Persuasive Writing

Creative Writing

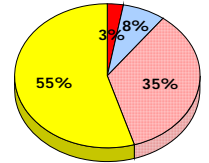
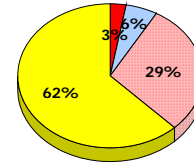
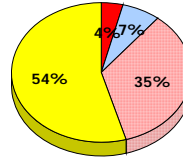
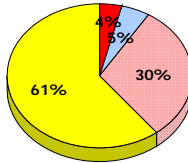
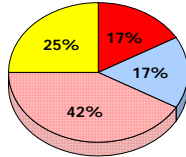
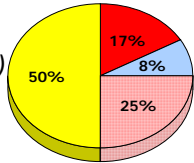
Persuasive Writing

Creative Writing

Persuasive Writing

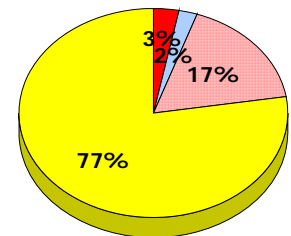
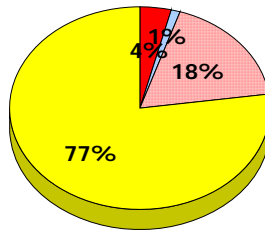
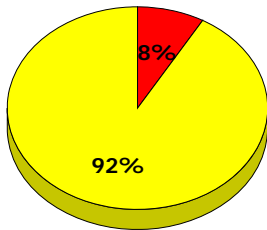
2013

Apr 30, 2013 (12)



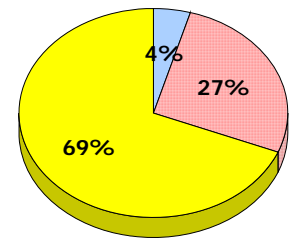
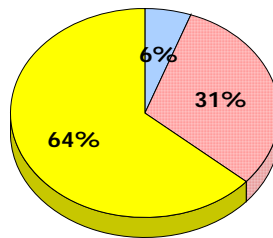
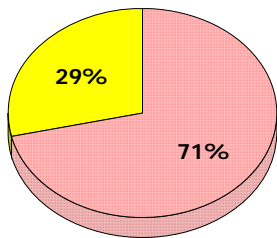
2012

Apr 30, 2012 (12)



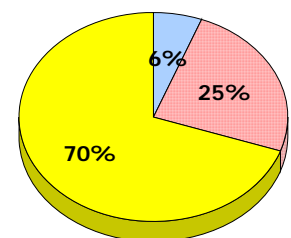
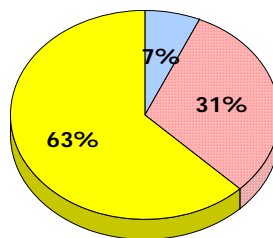
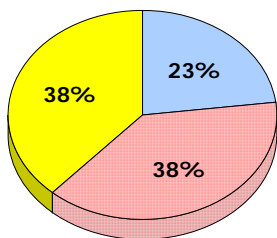
2011

AGR (7)



2010

AGR (13)



■ Exemption
 ■ Unknown
 ■ Not Yet Meeting
 ■ Meeting or Exceeding

* In some cases, CRT numbers may exceed AGR numbers based on late enrolments. Pie chart is based on the number of students who wrote the CRT.
 * Mushuau Innu Natuashish School and Sheshatshiu Innu School are excluded from district and provincial results.

District 3 - Nova Central

School #: 406 Fitzgerald Academy

Reading

School

District

Province

Non - Fiction

Fiction

Non - Fiction

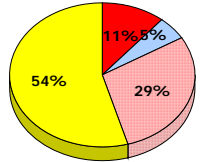
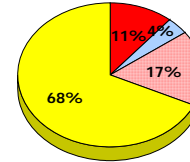
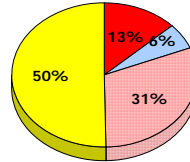
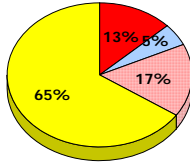
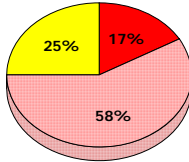
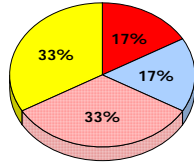
Fiction

Non - Fiction

Fiction

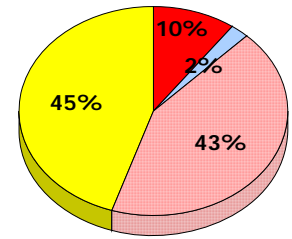
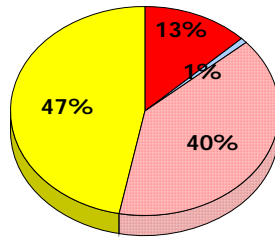
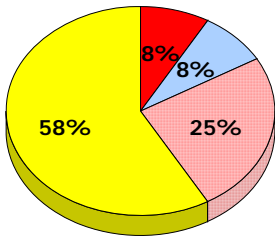
2013

Apr 30,
2013 (12)



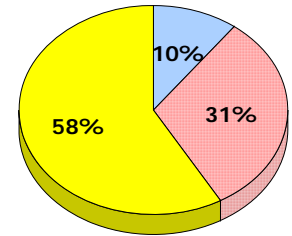
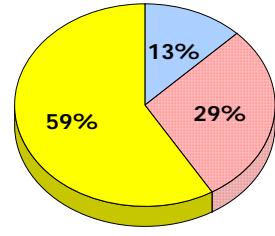
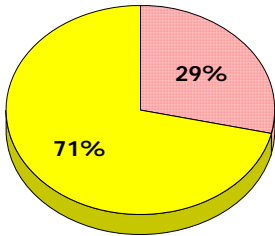
2012

Apr 30,
2012 (12)



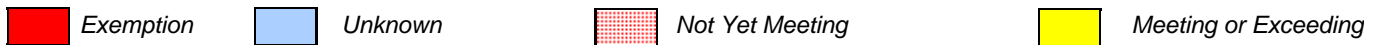
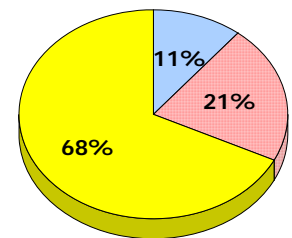
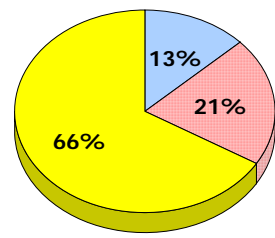
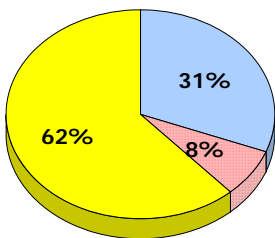
2011

AGR (7)



2010

AGR (13)

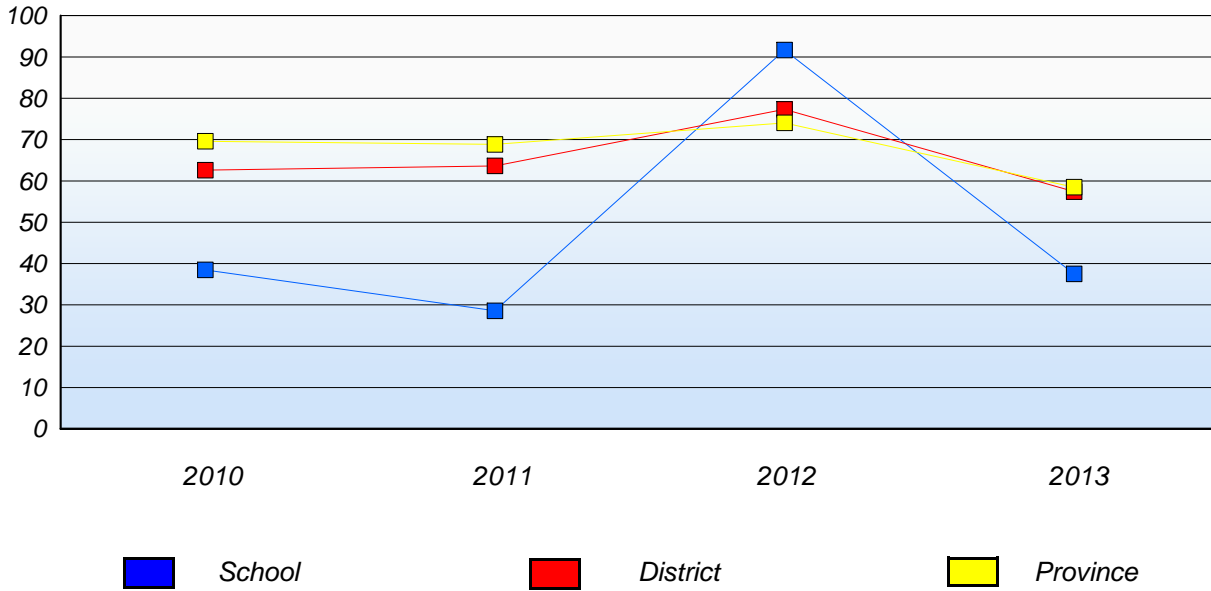


* In some cases, CRT numbers may exceed AGR numbers based on late enrolments. Pie chart is based on the number of students who wrote the CRT.
 * Mushuau Innu Natuashish School and Sheshatshiu Innu School are excluded from district and provincial results.

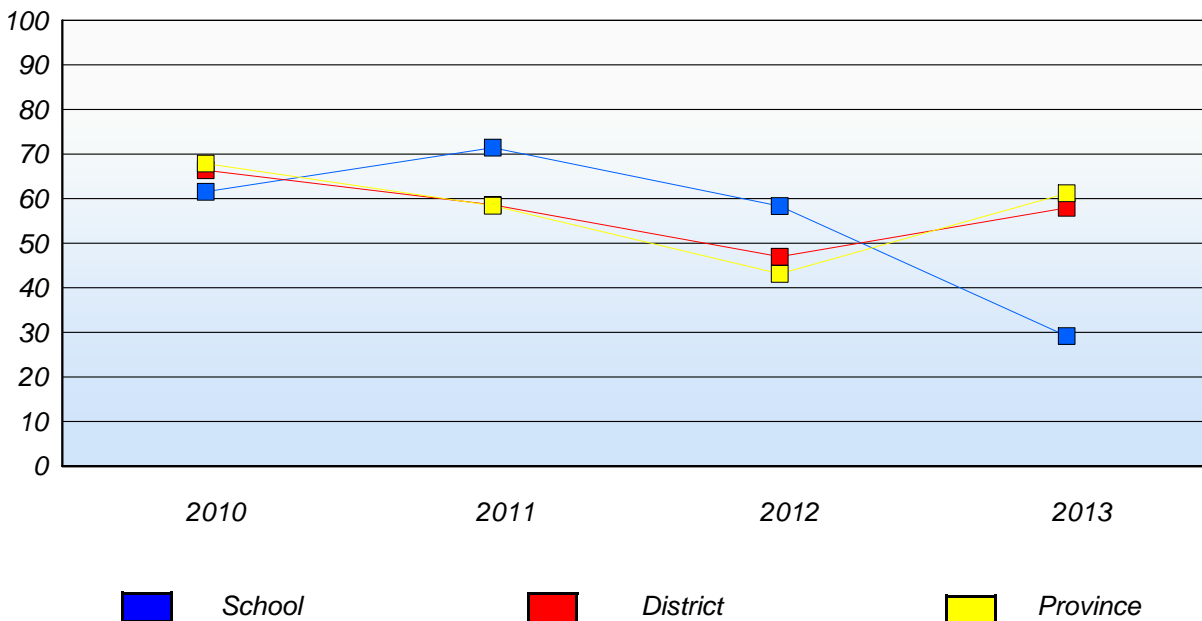
District 3 - Nova Central

School #: 406 Fitzgerald Academy

Demand Writing
Percentage of students at level 3 or above (2010 - 2013)



Reading
Percentage of students at level 3 or above (2010 - 2013)



* In some cases, CRT numbers may exceed AGR numbers based on late enrolments. Pie chart is based on the number of students who wrote the CRT.

* Mushuau Innu Natuashish School and Sheshatshiu Innu School are excluded from district and provincial results.

District 3 - Nova Central

School #: 407 Bay d'Espoir Academy

Demand Writing

School

District

Province

Creative Writing

Persuasive Writing

Creative Writing

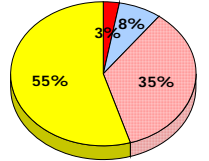
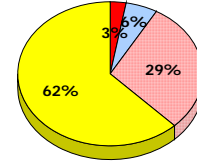
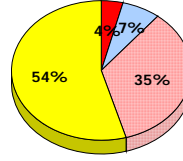
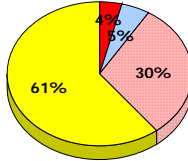
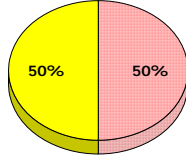
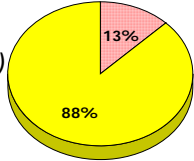
Persuasive Writing

Creative Writing

Persuasive Writing

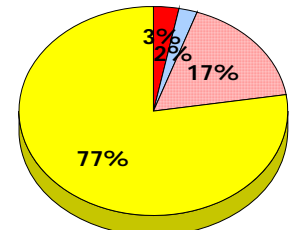
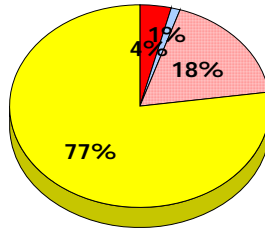
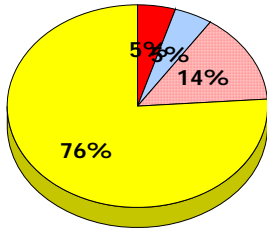
2013

Apr 30, 2013 (16)



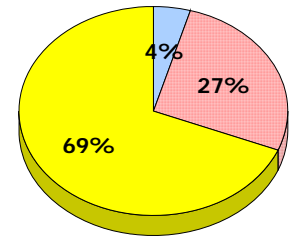
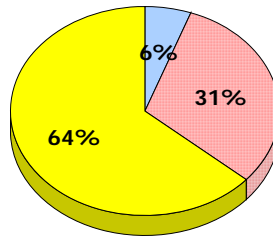
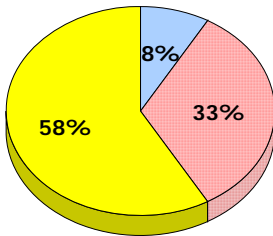
2012

Apr 30, 2012 (21)



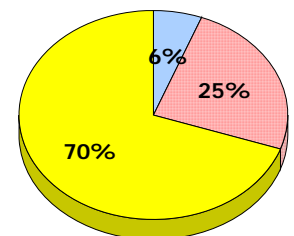
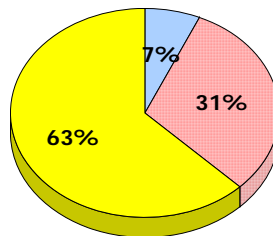
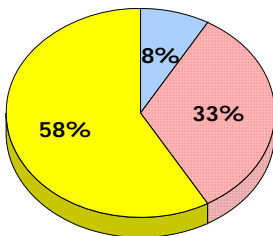
2011

AGR (24)



2010

AGR (12)



■ Exemption
 ■ Unknown
 ■ Not Yet Meeting
 ■ Meeting or Exceeding

* In some cases, CRT numbers may exceed AGR numbers based on late enrolments. Pie chart is based on the number of students who wrote the CRT.
 * Mushuau Innu Natuashish School and Sheshatshiu Innu School are excluded from district and provincial results.

**Primary English Language Arts
4 Year Provincial Assessment, June 2013
Student Population Report
(average scores)**

District 3 - Nova Central

School #: 407 Bay d'Espoir Academy

Reading

School

District

Province

Non - Fiction

Fiction

Non - Fiction

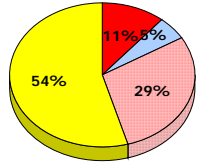
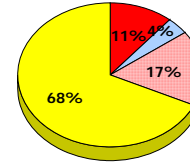
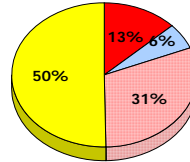
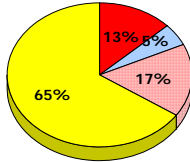
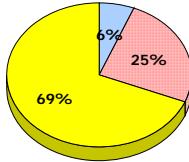
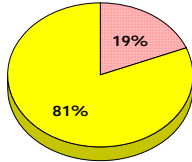
Fiction

Non - Fiction

Fiction

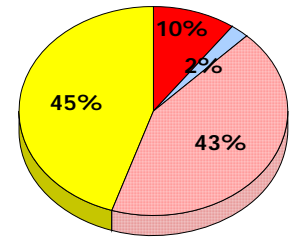
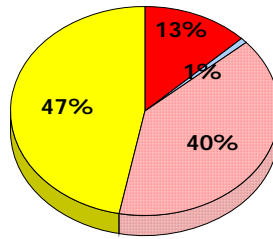
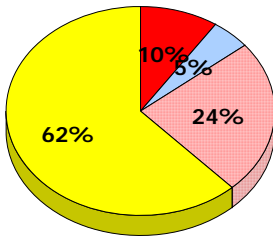
2013

Apr 30,
2013 (16)



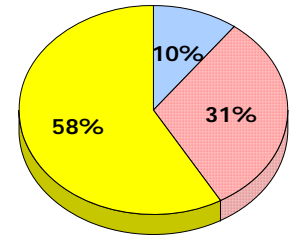
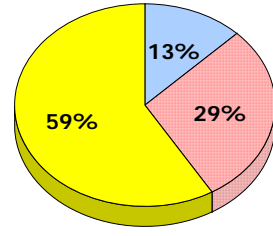
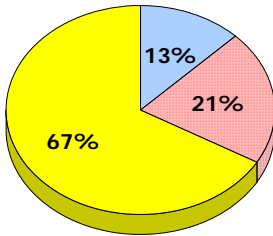
2012

Apr 30,
2012 (21)



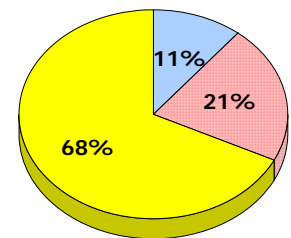
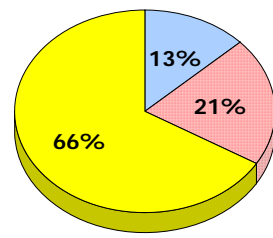
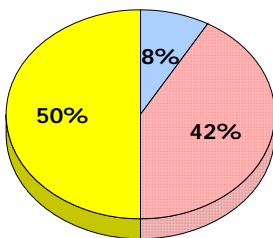
2011

AGR (24)



2010

AGR (12)



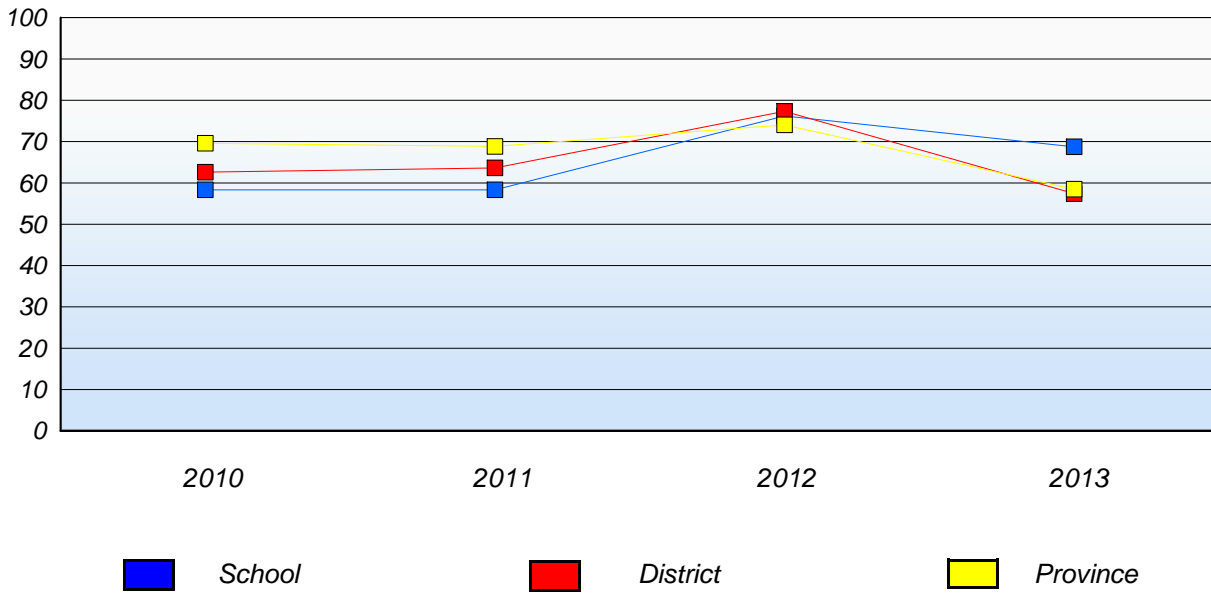
■ Exemption
 ■ Unknown
 Not Yet Meeting
 ■ Meeting or Exceeding

* In some cases, CRT numbers may exceed AGR numbers based on late enrolments. Pie chart is based on the number of students who wrote the CRT.
 * Mushuau Innu Natuashish School and Sheshatshiu Innu School are excluded from district and provincial results.

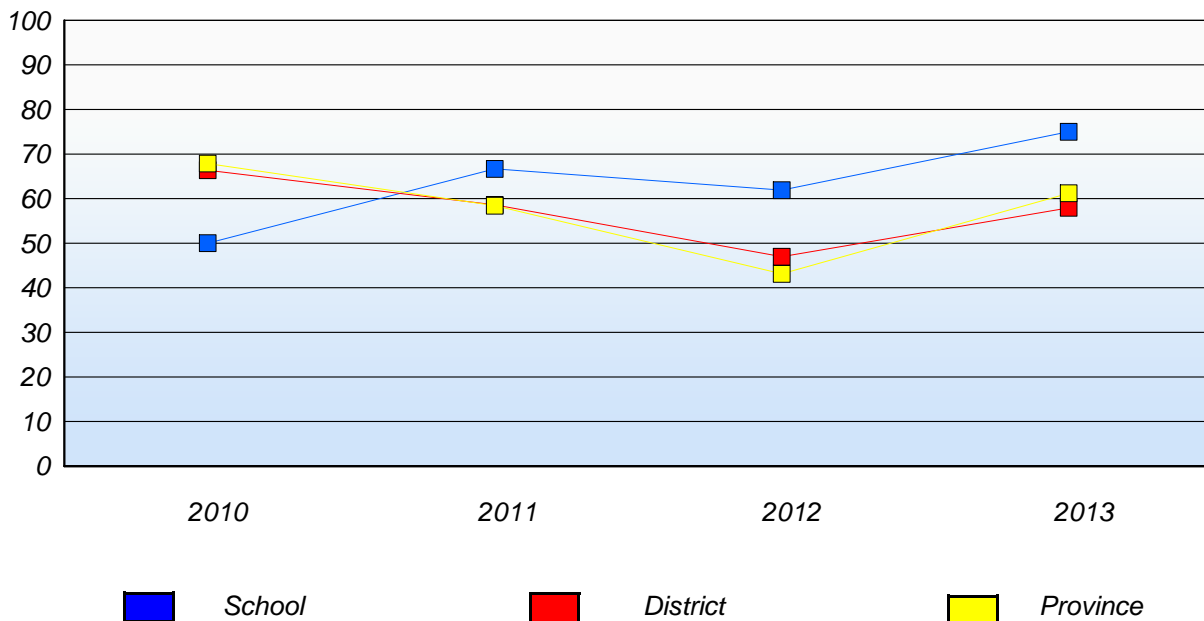
District 3 - Nova Central

School #: 407 Bay d'Espoir Academy

Demand Writing
Percentage of students at level 3 or above (2010 - 2013)



Reading
Percentage of students at level 3 or above (2010 - 2013)



* In some cases, CRT numbers may exceed AGR numbers based on late enrolments. Pie chart is based on the number of students who wrote the CRT.

* Mushuau Innu Natuashish School and Sheshatshiu Innu School are excluded from district and provincial results.

District 3 - Nova Central

School #: 409 Indian River Academy

Demand Writing

School

District

Province

Creative Writing

Persuasive Writing

Creative Writing

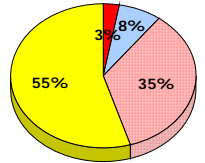
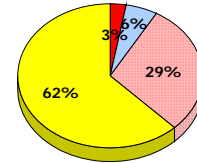
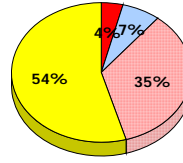
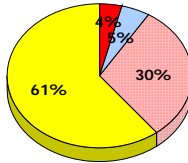
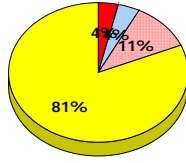
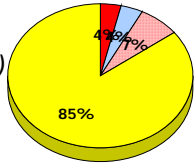
Persuasive Writing

Creative Writing

Persuasive Writing

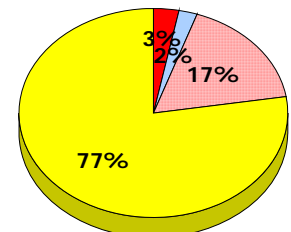
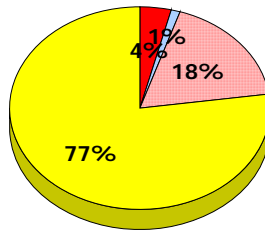
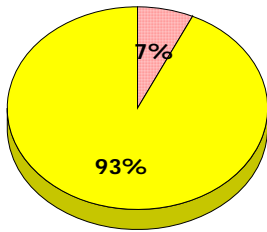
2013

Apr 30, 2013 (27)



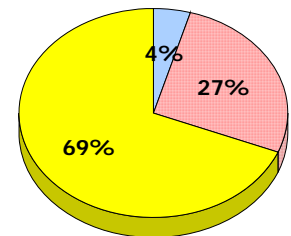
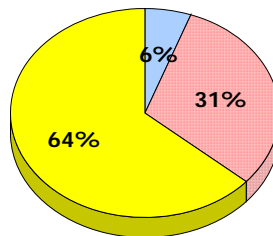
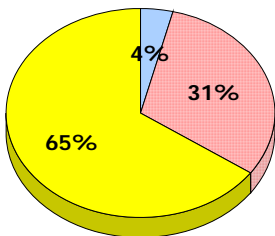
2012

Apr 30, 2012 (29)



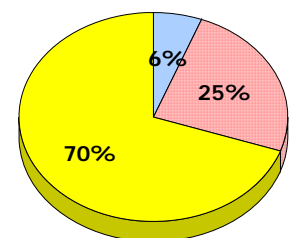
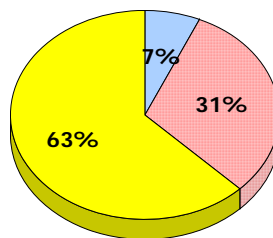
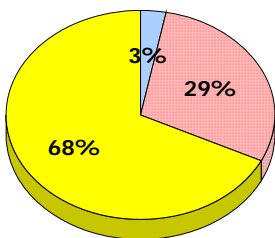
2011

AGR (52)



2010

AGR (34)



■ Exemption
 ■ Unknown
 ■ Not Yet Meeting
 ■ Meeting or Exceeding

* In some cases, CRT numbers may exceed AGR numbers based on late enrolments. Pie chart is based on the number of students who wrote the CRT.
 * Mushuau Innu Natuashish School and Sheshatshiu Innu School are excluded from district and provincial results.

District 3 - Nova Central

School #: 409 Indian River Academy

Reading

School

District

Province

Non - Fiction

Fiction

Non - Fiction

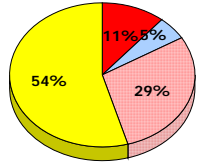
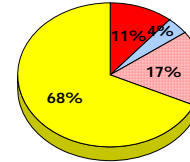
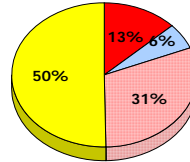
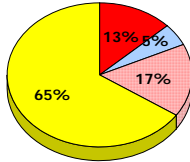
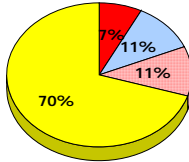
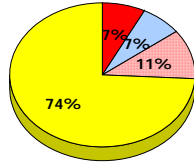
Fiction

Non - Fiction

Fiction

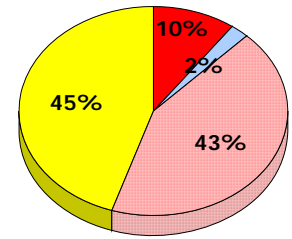
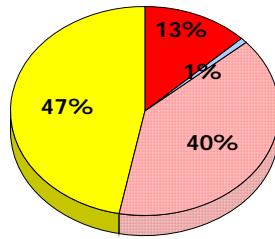
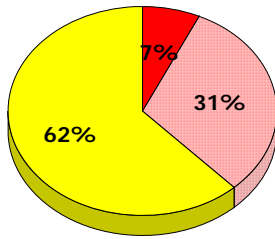
2013

Apr 30,
2013 (27)



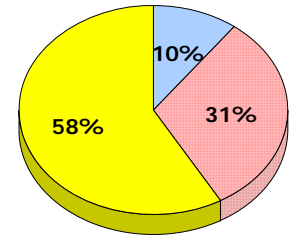
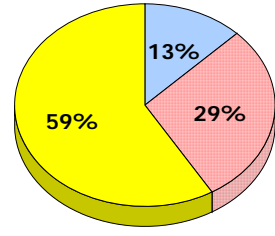
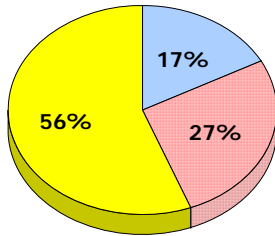
2012

Apr 30,
2012 (29)



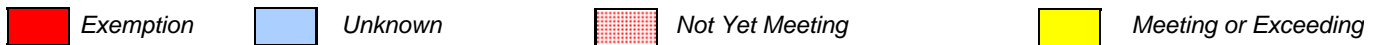
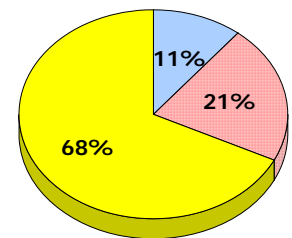
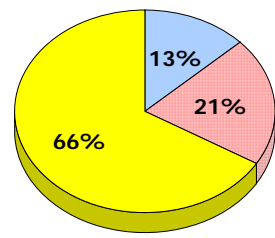
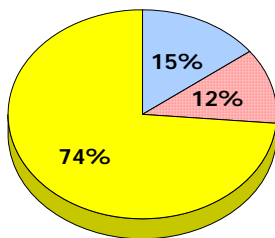
2011

AGR (52)



2010

AGR (34)

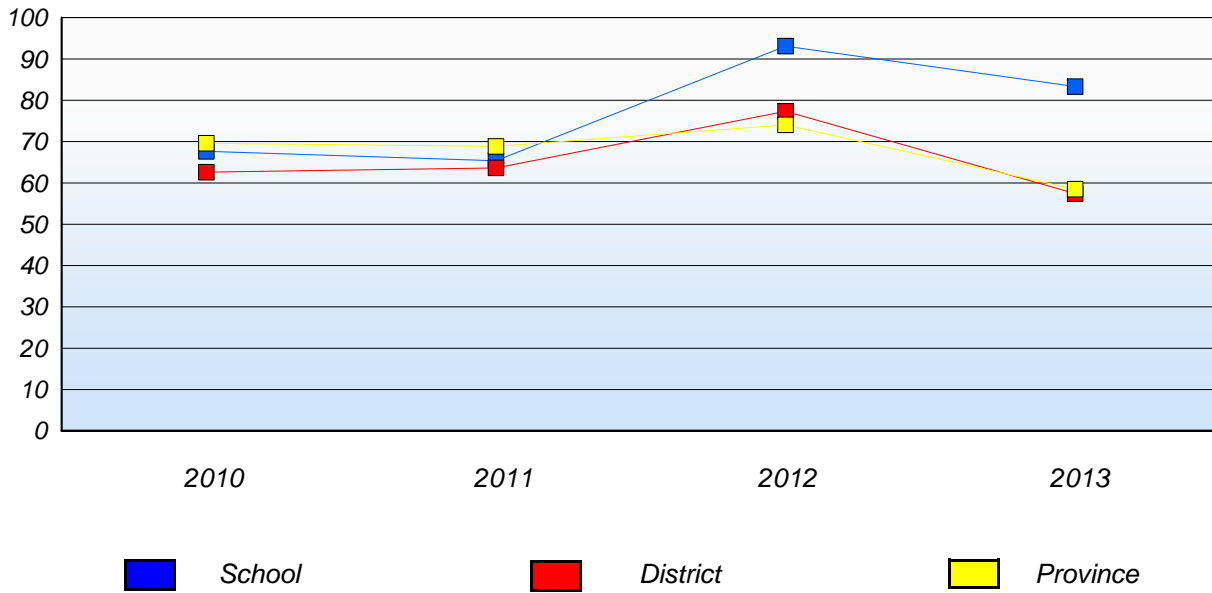


* In some cases, CRT numbers may exceed AGR numbers based on late enrolments. Pie chart is based on the number of students who wrote the CRT.
 * Mushuau Innu Natuashish School and Sheshatshiu Innu School are excluded from district and provincial results.

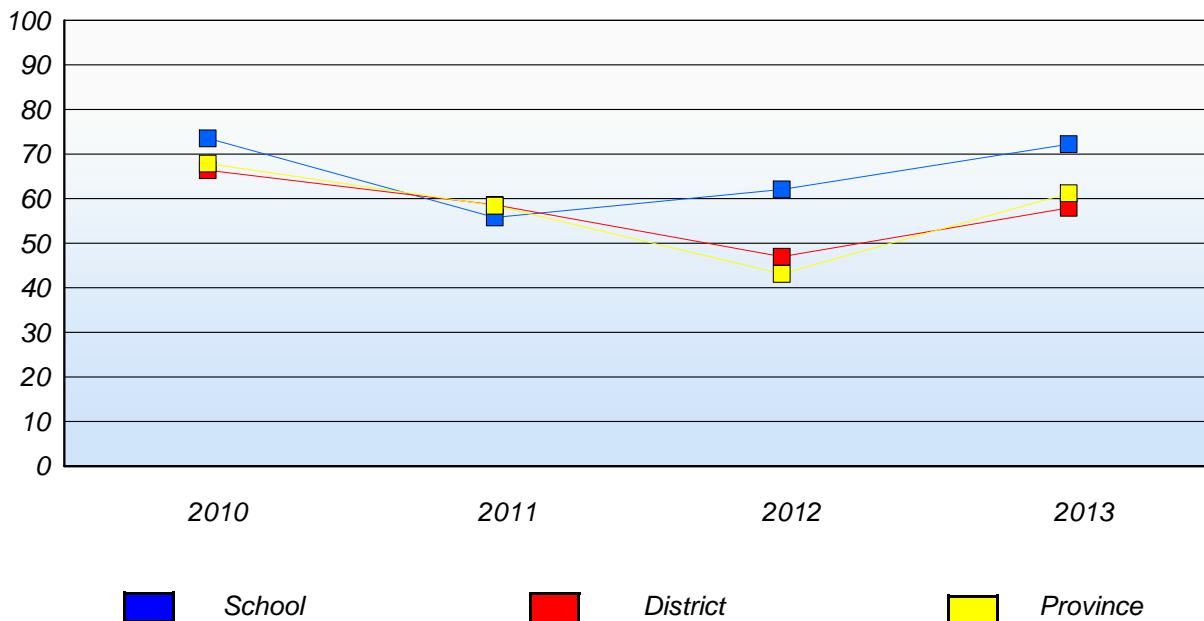
District 3 - Nova Central

School #: 409 Indian River Academy

Demand Writing
Percentage of students at level 3 or above (2010 - 2013)



Reading
Percentage of students at level 3 or above (2010 - 2013)



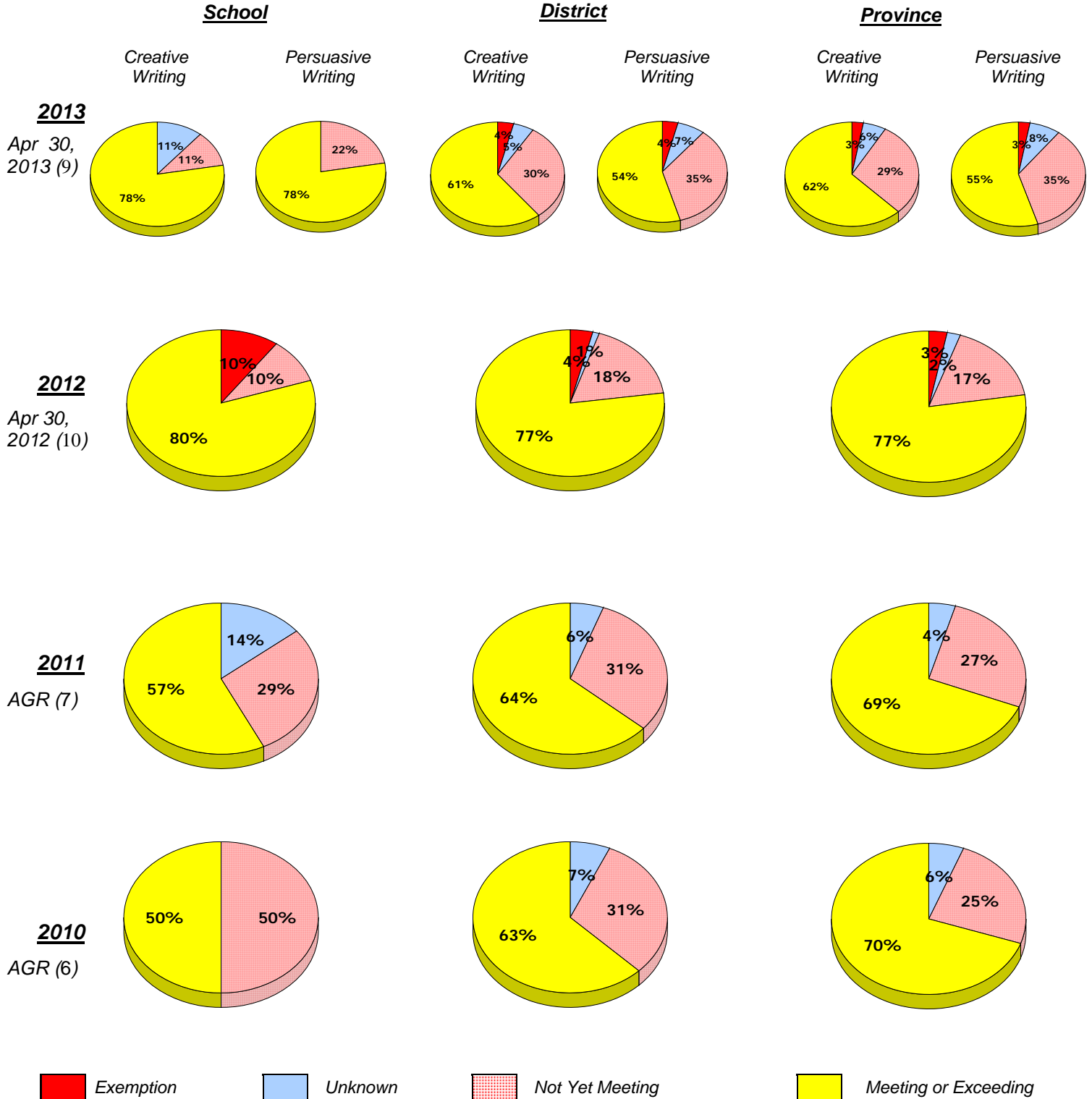
* In some cases, CRT numbers may exceed AGR numbers based on late enrolments. Pie chart is based on the number of students who wrote the CRT.

* Mushuau Innu Natuashish School and Sheshatshiu Innu School are excluded from district and provincial results.

District 3 - Nova Central

School #: 413 Holy Cross School Complex

Demand Writing



* In some cases, CRT numbers may exceed AGR numbers based on late enrolments. Pie chart is based on the number of students who wrote the CRT.
* Mushuau Innu Natuashish School and Sheshatshiu Innu School are excluded from district and provincial results.

District 3 - Nova Central

School #: 413 Holy Cross School Complex

Reading

School

District

Province

Non - Fiction

Fiction

Non - Fiction

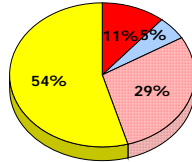
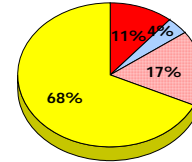
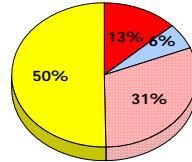
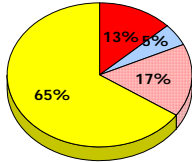
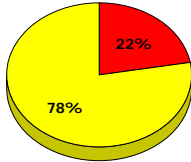
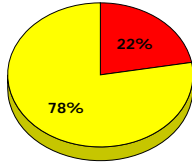
Fiction

Non - Fiction

Fiction

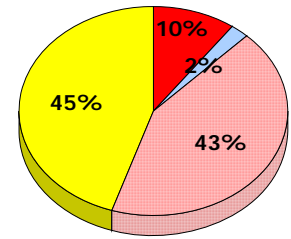
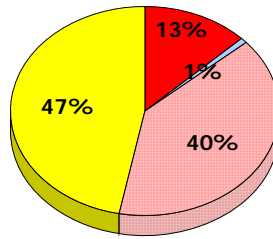
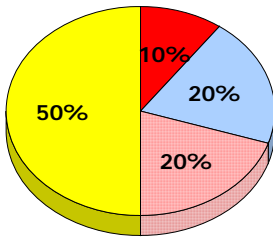
2013

Apr 30,
2013 (9)



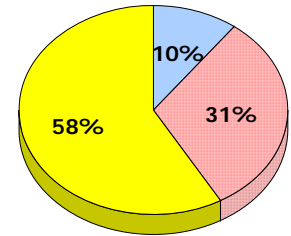
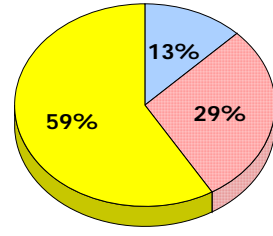
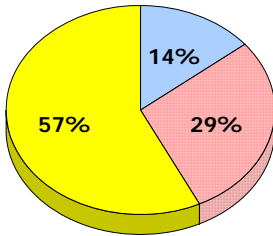
2012

Apr 30,
2012 (10)



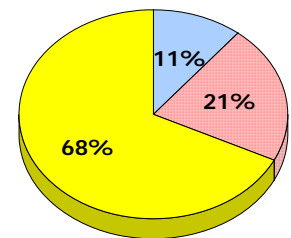
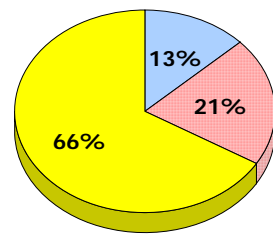
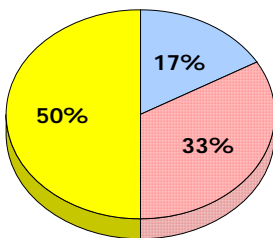
2011

AGR (7)



2010

AGR (6)



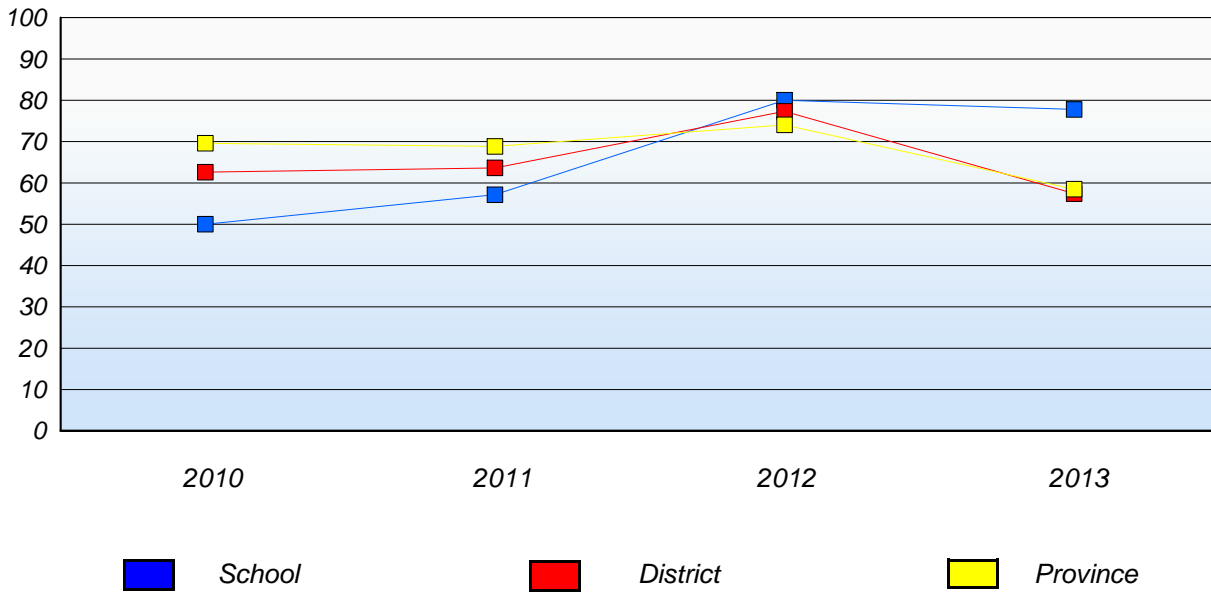
■ Exemption
 ■ Unknown
 ■ Not Yet Meeting
 ■ Meeting or Exceeding

* In some cases, CRT numbers may exceed AGR numbers based on late enrolments. Pie chart is based on the number of students who wrote the CRT.
 * Mushuau Innu Natuashish School and Sheshatshiu Innu School are excluded from district and provincial results.

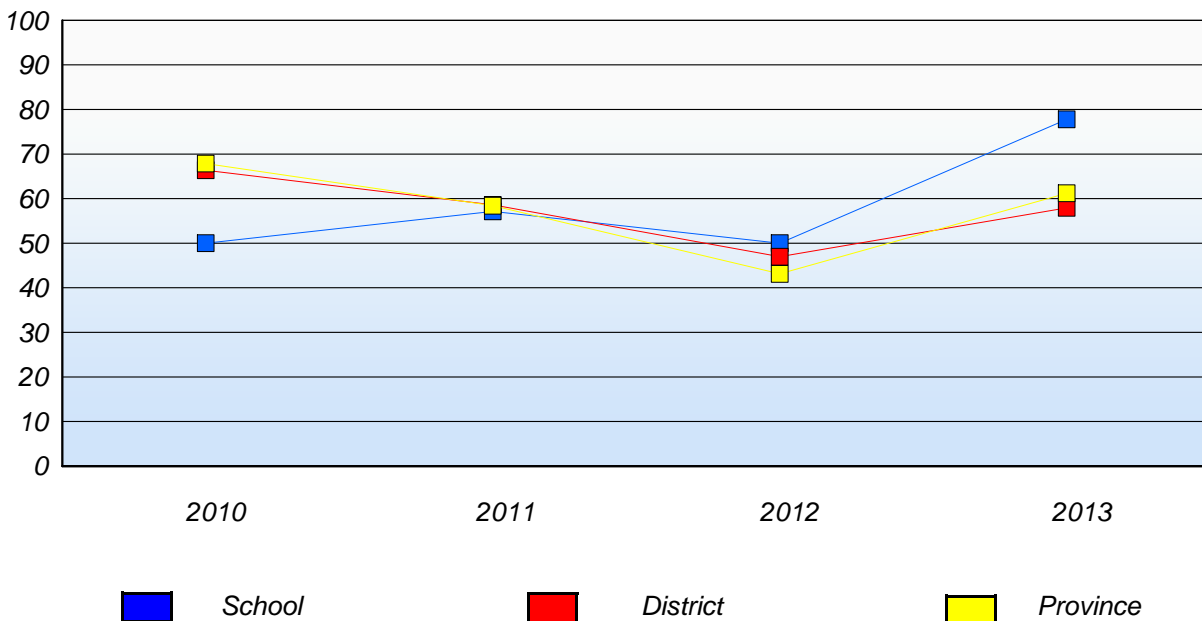
District 3 - Nova Central

School #: 413 Holy Cross School Complex

Demand Writing
Percentage of students at level 3 or above (2010 - 2013)



Reading
Percentage of students at level 3 or above (2010 - 2013)



* In some cases, CRT numbers may exceed AGR numbers based on late enrolments. Pie chart is based on the number of students who wrote the CRT.

* Mushuau Innu Natuashish School and Sheshatshiu Innu School are excluded from district and provincial results.

District 3 - Nova Central

School #: 414 Fogo Island Central Academy

Demand Writing

School

District

Province

Creative Writing

Persuasive Writing

Creative Writing

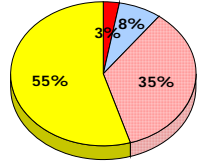
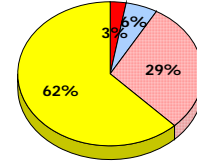
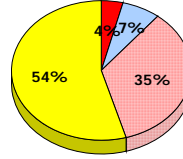
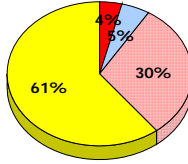
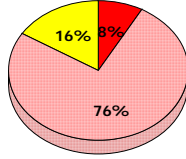
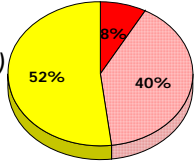
Persuasive Writing

Creative Writing

Persuasive Writing

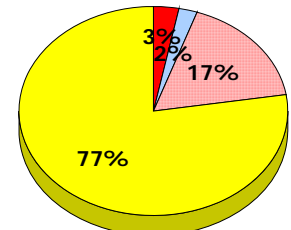
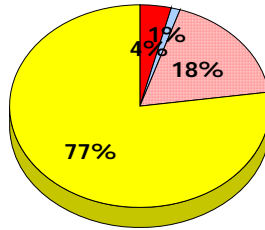
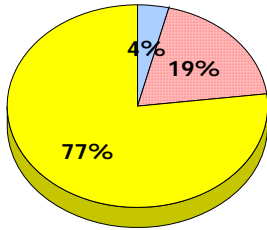
2013

Apr 30, 2013 (25)



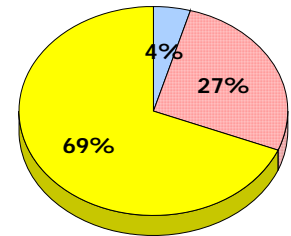
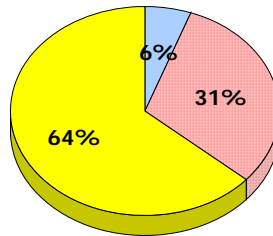
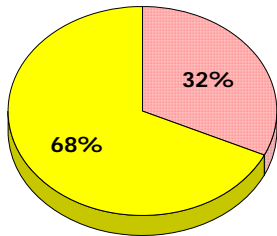
2012

Apr 30, 2012 (26)



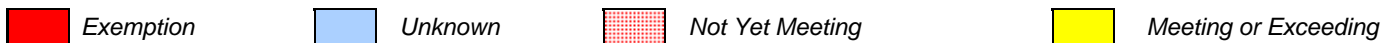
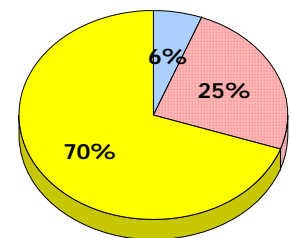
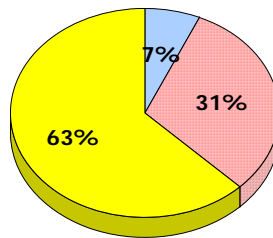
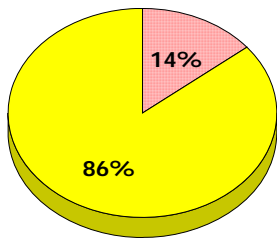
2011

AGR (22)



2010

AGR (14)



* In some cases, CRT numbers may exceed AGR numbers based on late enrolments. Pie chart is based on the number of students who wrote the CRT.
 * Mushuau Innu Natuashish School and Sheshatshiu Innu School are excluded from district and provincial results.

District 3 - Nova Central

School #: 414 Fogo Island Central Academy

Reading

School

District

Province

Non - Fiction

Fiction

Non - Fiction

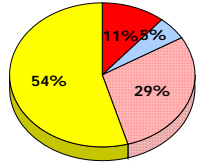
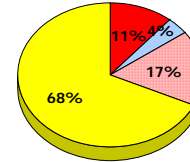
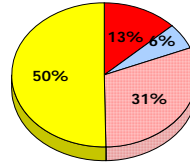
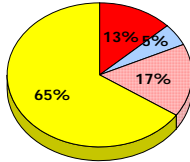
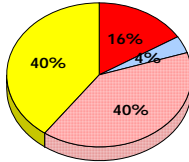
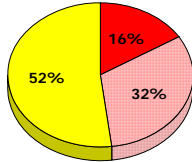
Fiction

Non - Fiction

Fiction

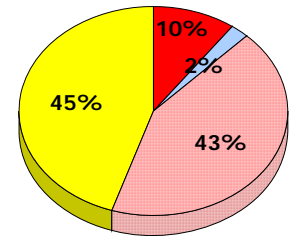
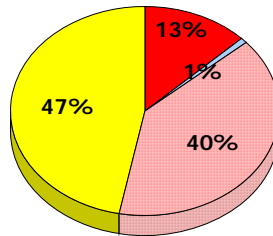
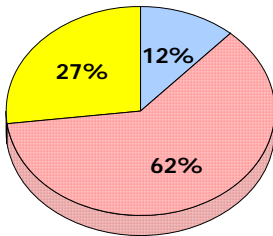
2013

Apr 30,
2013 (25)



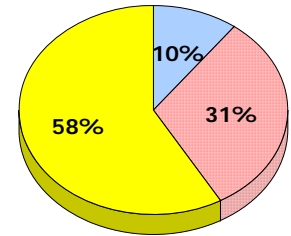
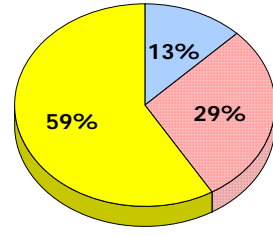
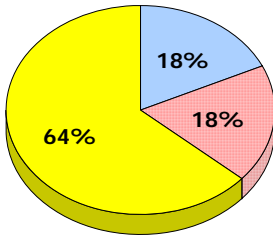
2012

Apr 30,
2012 (26)



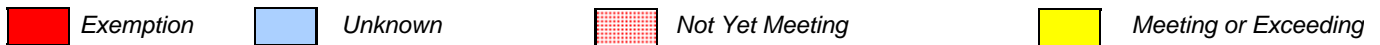
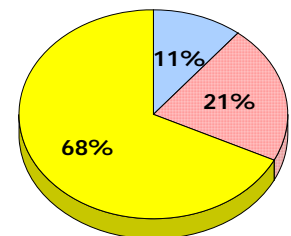
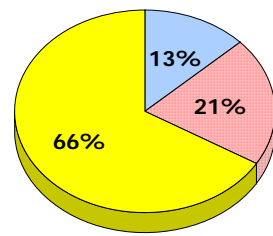
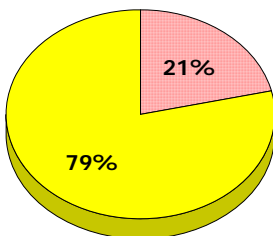
2011

AGR (22)



2010

AGR (14)



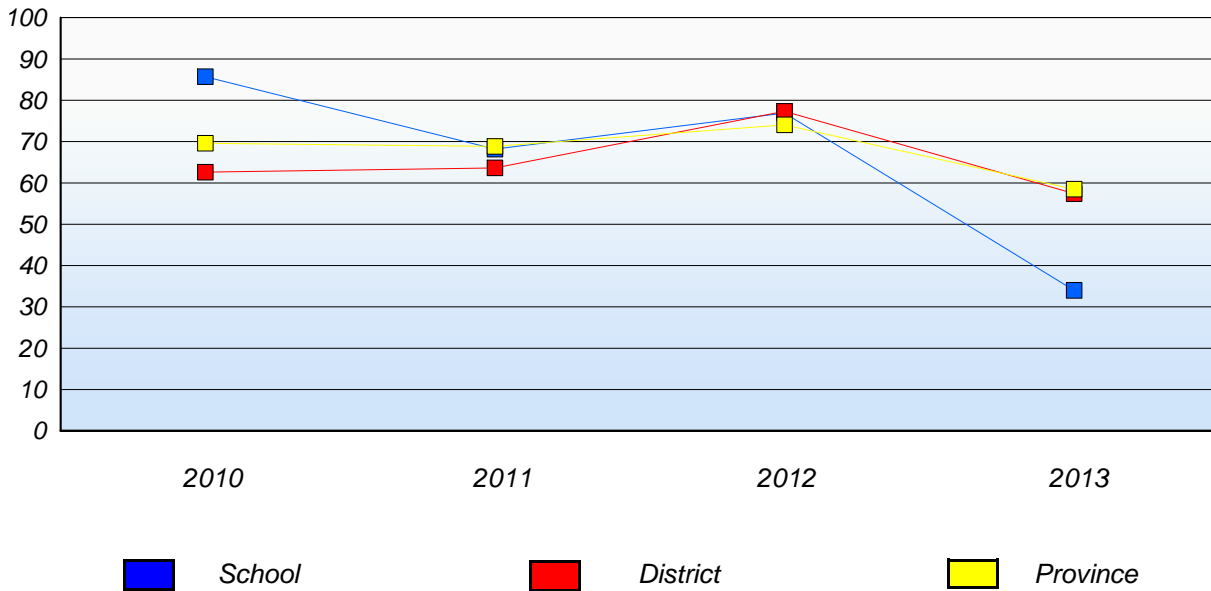
* In some cases, CRT numbers may exceed AGR numbers based on late enrolments. Pie chart is based on the number of students who wrote the CRT.
 * Mushuau Innu Natuashish School and Sheshatshiu Innu School are excluded from district and provincial results.

District 3 - Nova Central

School #: 414 Fogo Island Central Academy

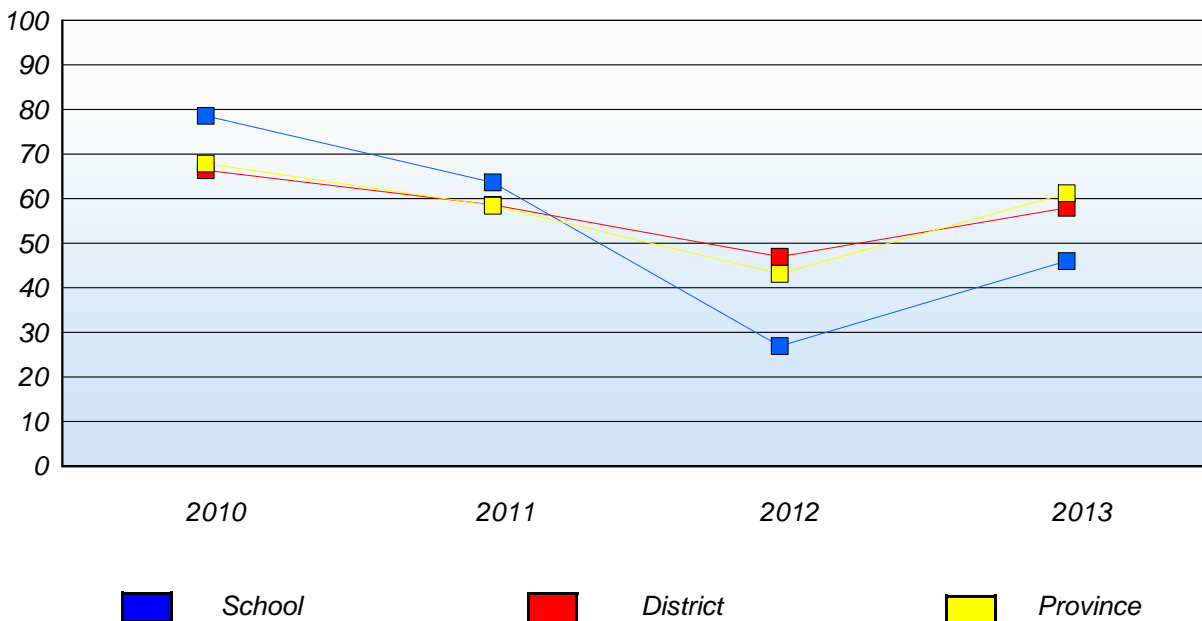
Demand Writing

Percentage of students at level 3 or above (2010 - 2013)



Reading

Percentage of students at level 3 or above (2010 - 2013)



* In some cases, CRT numbers may exceed AGR numbers based on late enrolments. Pie chart is based on the number of students who wrote the CRT.

* Mushuau Innu Natuashish School and Sheshatshiu Innu School are excluded from district and provincial results.

District 3 - Nova Central

School #: 416 Smallwood Academy

Demand Writing

School

District

Province

Creative Writing

Persuasive Writing

Creative Writing

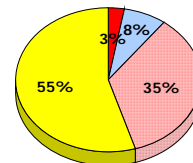
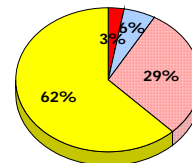
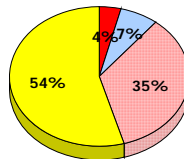
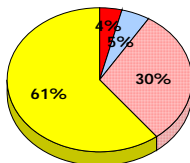
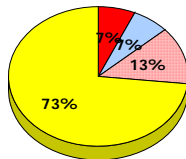
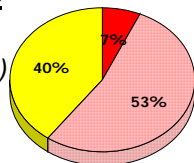
Persuasive Writing

Creative Writing

Persuasive Writing

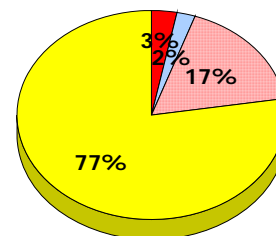
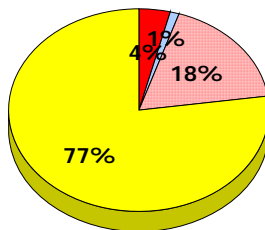
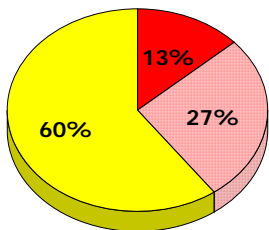
2013

Apr 30, 2013 (15)



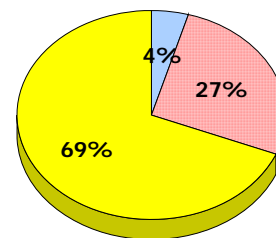
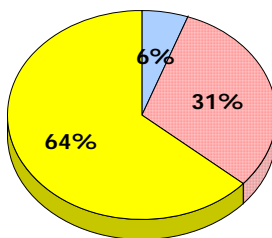
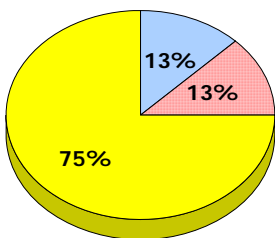
2012

Apr 30, 2012 (15)



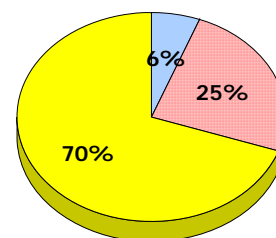
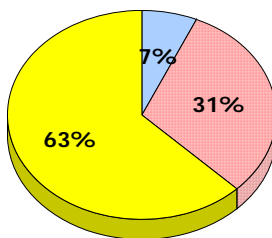
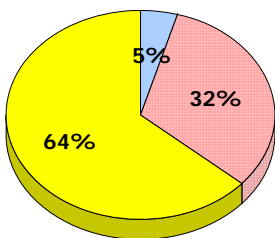
2011

AGR (16)



2010

AGR (22)



Exemption

Unknown

Not Yet Meeting

Meeting or Exceeding

* In some cases, CRT numbers may exceed AGR numbers based on late enrolments. Pie chart is based on the number of students who wrote the CRT.
* Mushuau Innu Natuashish School and Sheshatshiu Innu School are excluded from district and provincial results.

District 3 - Nova Central

School #: 416 Smallwood Academy

Reading

School

District

Province

Non - Fiction

Fiction

Non - Fiction

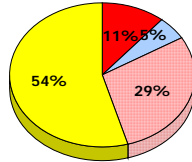
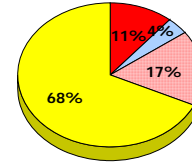
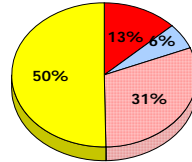
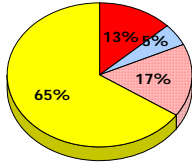
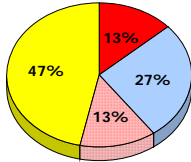
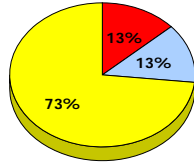
Fiction

Non - Fiction

Fiction

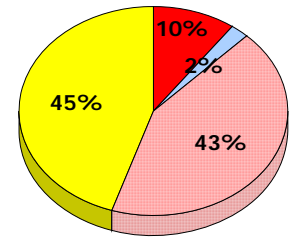
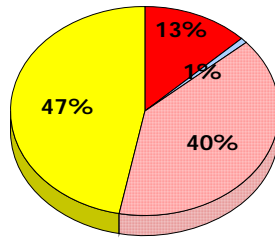
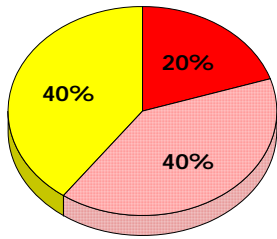
2013

Apr 30,
2013 (15)



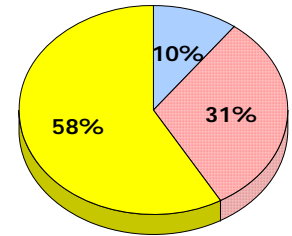
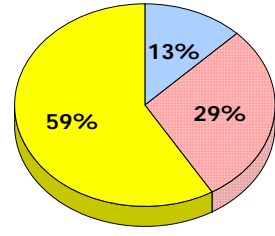
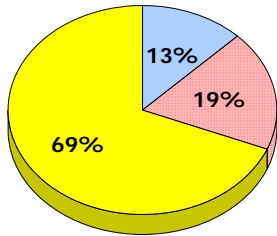
2012

Apr 30,
2012 (15)



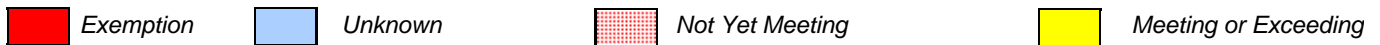
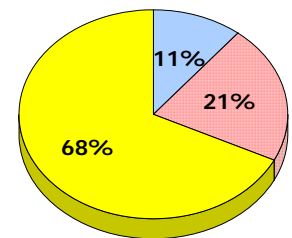
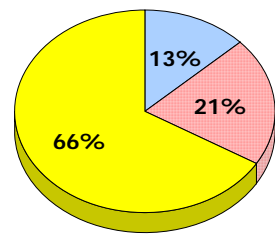
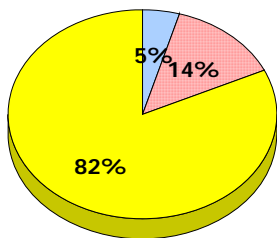
2011

AGR (16)



2010

AGR (22)



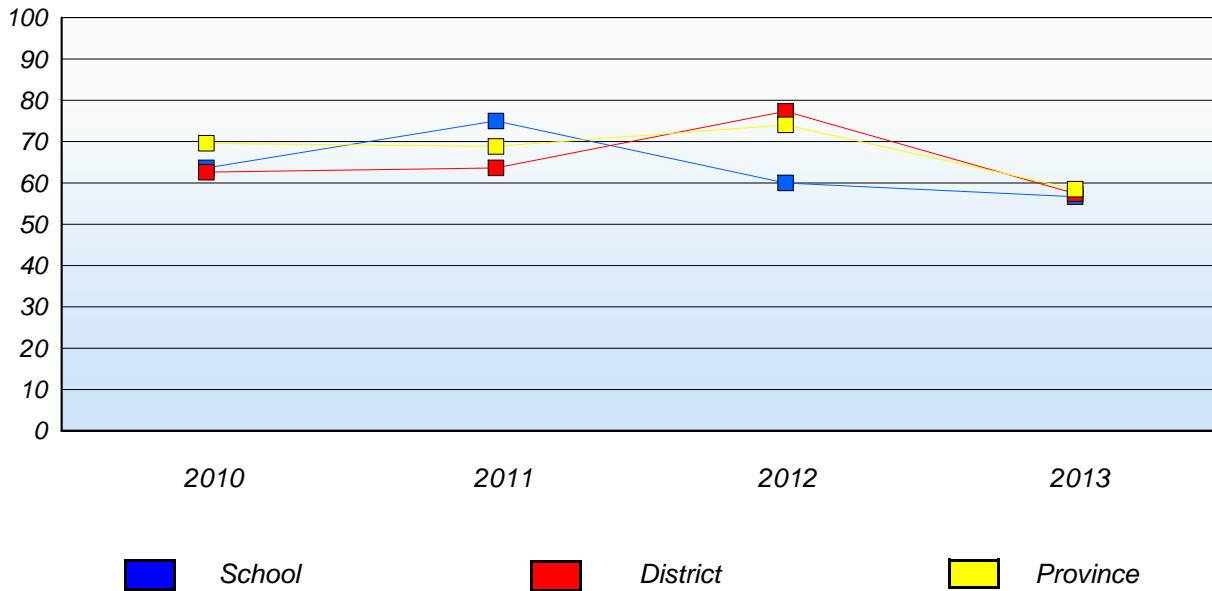
* In some cases, CRT numbers may exceed AGR numbers based on late enrolments. Pie chart is based on the number of students who wrote the CRT.
 * Mushuau Innu Natuashish School and Sheshatshiu Innu School are excluded from district and provincial results.

District 3 - Nova Central

School #: 416 Smallwood Academy

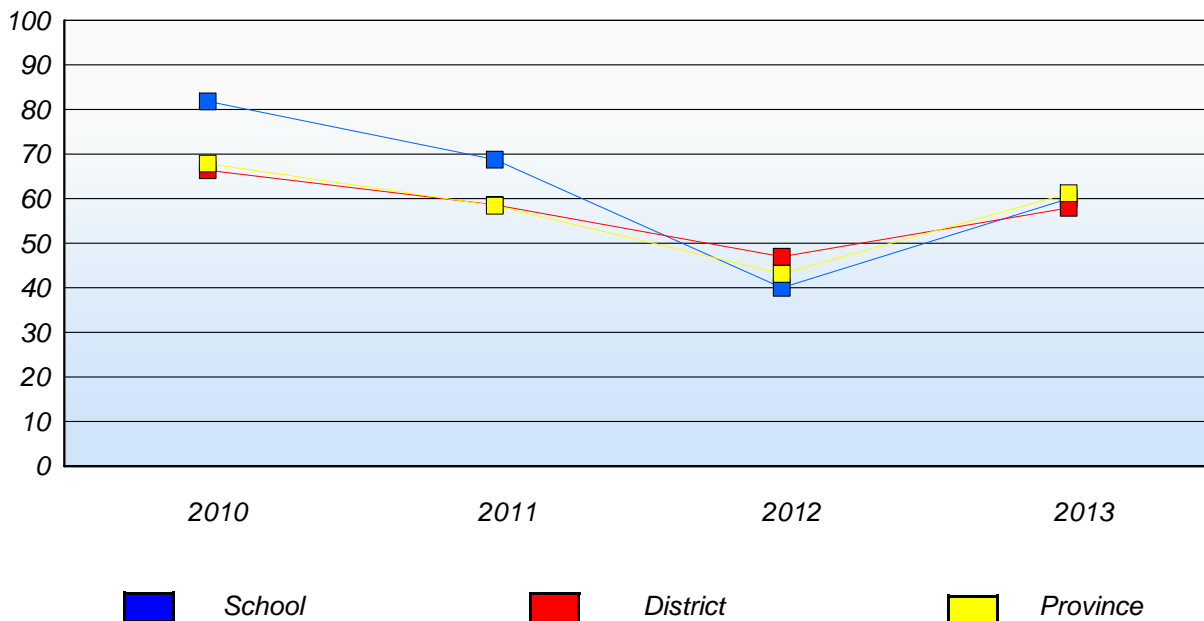
Demand Writing

Percentage of students at level 3 or above (2010 - 2013)



Reading

Percentage of students at level 3 or above (2010 - 2013)



* In some cases, CRT numbers may exceed AGR numbers based on late enrolments. Pie chart is based on the number of students who wrote the CRT.

* Mushuau Innu Natuashish School and Sheshatshiu Innu School are excluded from district and provincial results.

District 3 - Nova Central

School #: 417 Gander Academy

Demand Writing

School

District

Province

Creative Writing

Persuasive Writing

Creative Writing

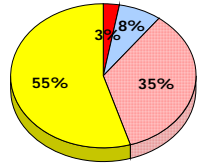
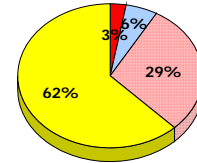
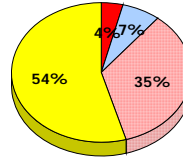
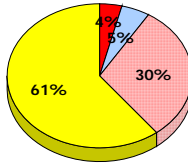
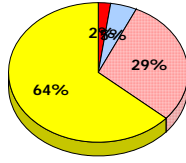
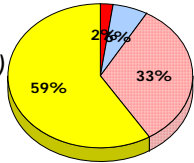
Persuasive Writing

Creative Writing

Persuasive Writing

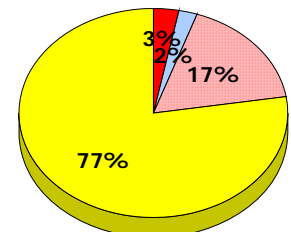
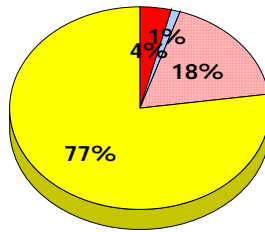
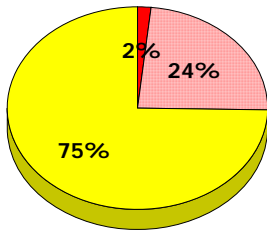
2013

Apr 30, 2013 (85)



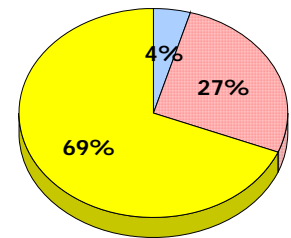
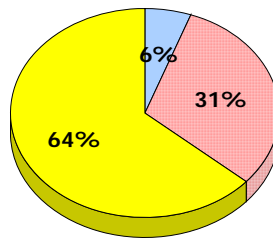
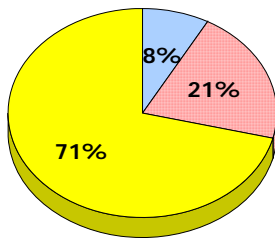
2012

Apr 30, 2012 (118)



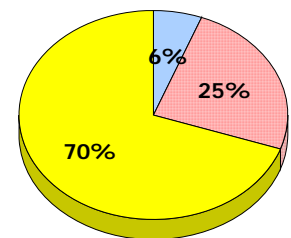
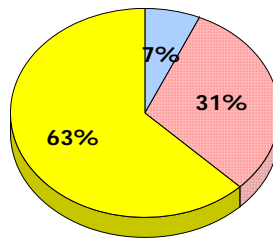
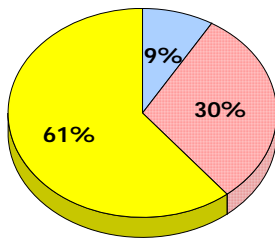
2011

AGR (111)



2010

AGR (92)



■ Exemption
 ■ Unknown
 Not Yet Meeting
 ■ Meeting or Exceeding

* In some cases, CRT numbers may exceed AGR numbers based on late enrolments. Pie chart is based on the number of students who wrote the CRT.
 * Mushuau Innu Natuashish School and Sheshatshiu Innu School are excluded from district and provincial results.

District 3 - Nova Central

School #: 417 Gander Academy

Reading

School

District

Province

Non - Fiction

Fiction

Non - Fiction

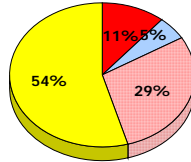
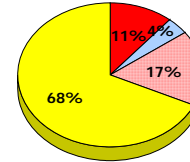
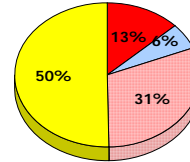
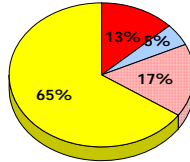
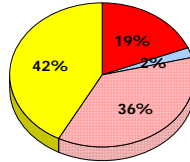
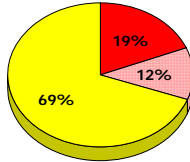
Fiction

Non - Fiction

Fiction

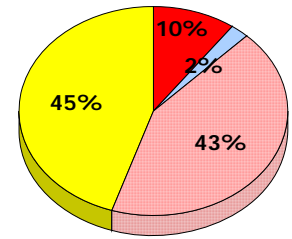
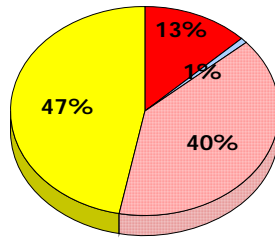
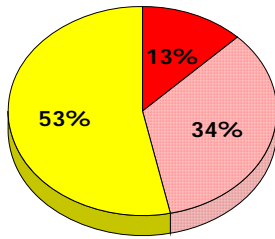
2013

Apr 30,
2013 (85)



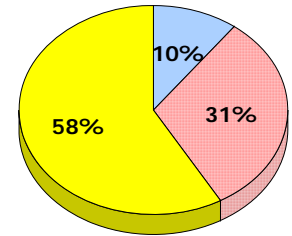
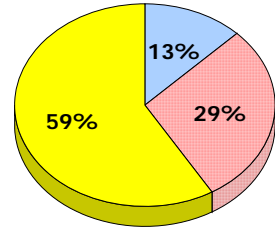
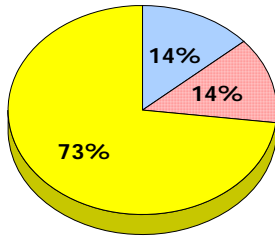
2012

Apr 30,
2012 (118)



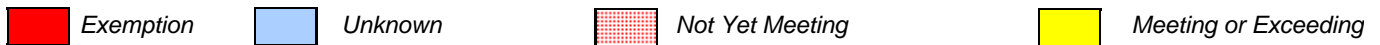
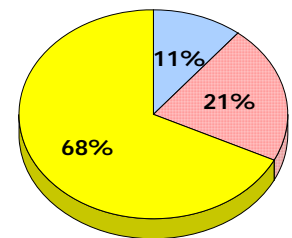
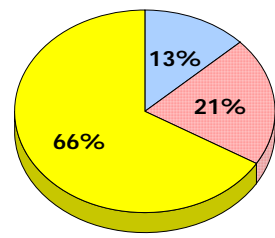
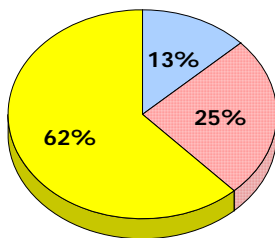
2011

AGR (111)



2010

AGR (92)



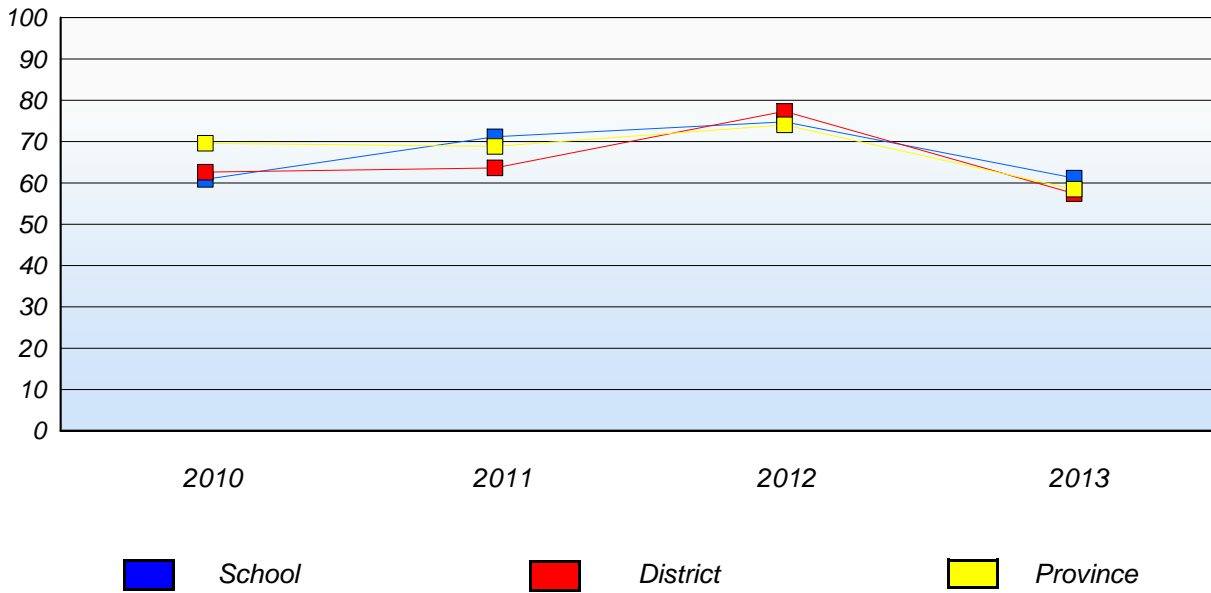
* In some cases, CRT numbers may exceed AGR numbers based on late enrolments. Pie chart is based on the number of students who wrote the CRT.
 * Mushuau Innu Natuashish School and Sheshatshiu Innu School are excluded from district and provincial results.

District 3 - Nova Central

School #: 417 Gander Academy

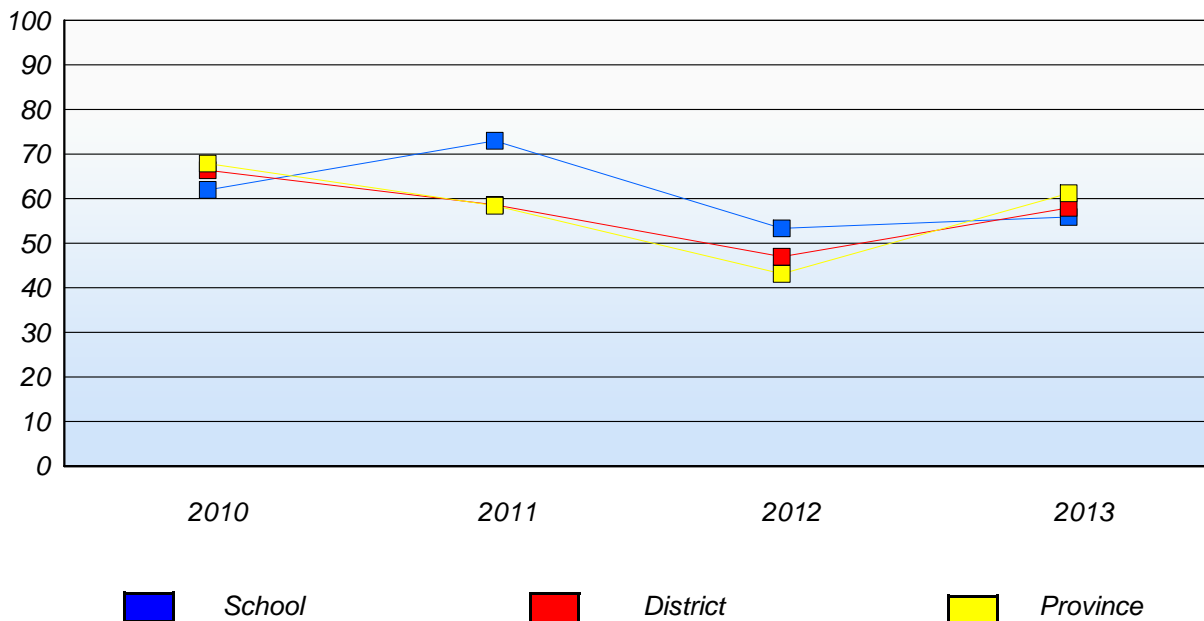
Demand Writing

Percentage of students at level 3 or above (2010 - 2013)



Reading

Percentage of students at level 3 or above (2010 - 2013)



* In some cases, CRT numbers may exceed AGR numbers based on late enrolments. Pie chart is based on the number of students who wrote the CRT.

* Mushuau Innu Natuashish School and Sheshatshiu Innu School are excluded from district and provincial results.

District 3 - Nova Central

School #: 421 Lakewood Academy

Demand Writing

School

District

Province

Creative Writing

Persuasive Writing

Creative Writing

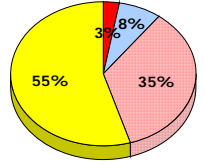
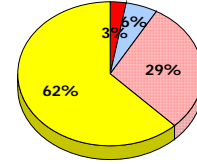
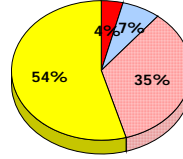
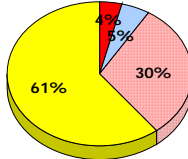
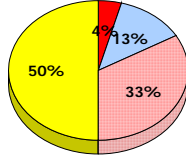
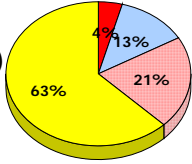
Persuasive Writing

Creative Writing

Persuasive Writing

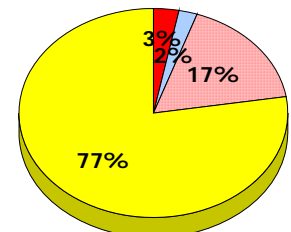
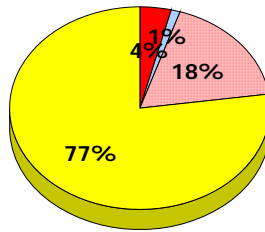
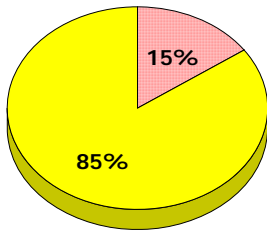
2013

Apr 30, 2013 (24)



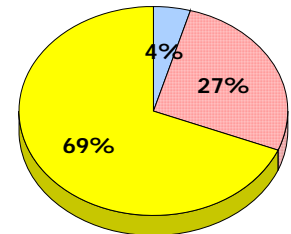
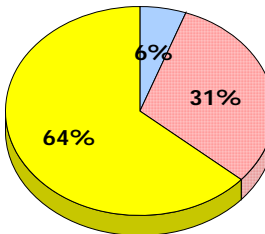
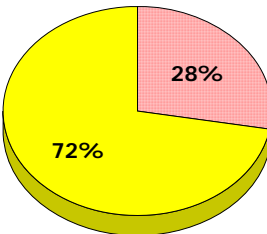
2012

Apr 30, 2012 (13)



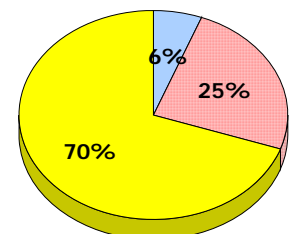
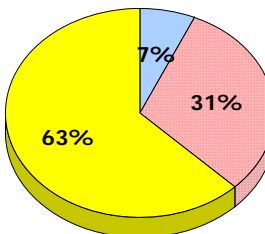
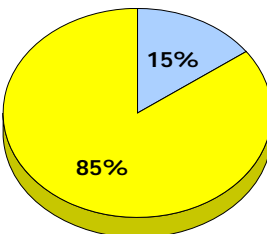
2011

AGR (18)



2010

AGR (20)



■ Exemption
 ■ Unknown
 ■ Not Yet Meeting
 ■ Meeting or Exceeding

* In some cases, CRT numbers may exceed AGR numbers based on late enrolments. Pie chart is based on the number of students who wrote the CRT.
 * Mushuau Innu Natuashish School and Sheshatshiu Innu School are excluded from district and provincial results.

Primary English Language Arts
4 Year Provincial Assessment, June 2013
Student Population Report
(average scores)

District 3 - Nova Central

School #: 421 Lakewood Academy

Reading

School

District

Province

Non - Fiction

Fiction

Non - Fiction

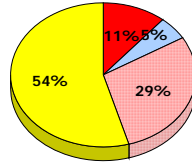
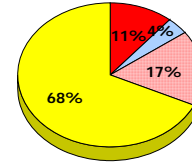
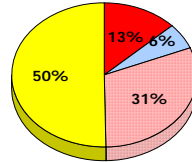
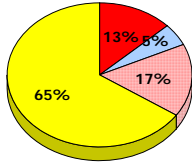
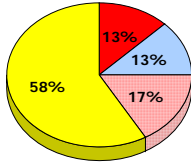
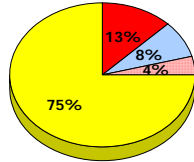
Fiction

Non - Fiction

Fiction

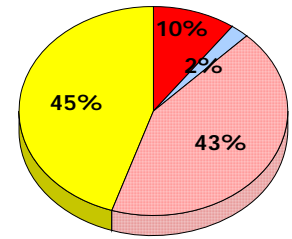
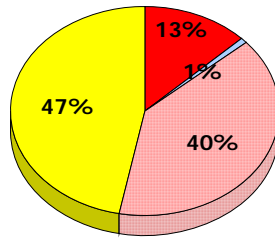
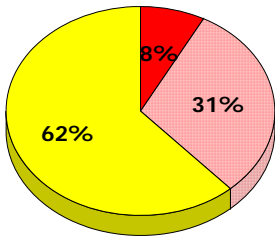
2013

Apr 30,
2013 (24)



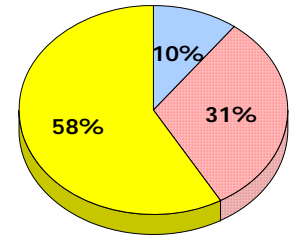
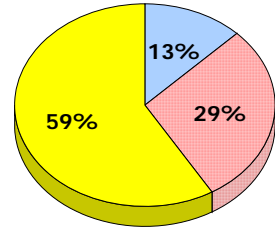
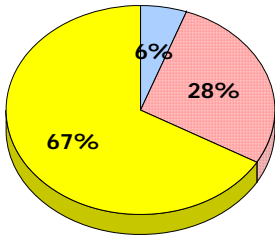
2012

Apr 30,
2012 (13)



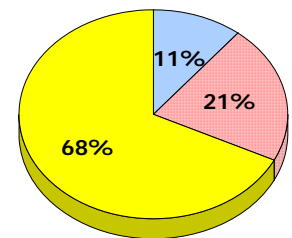
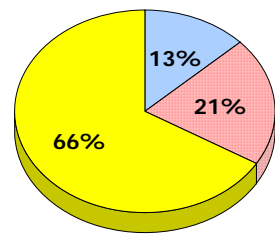
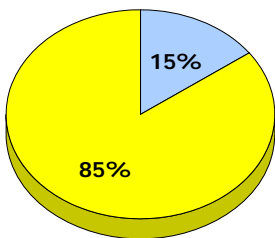
2011

AGR (18)



2010

AGR (20)



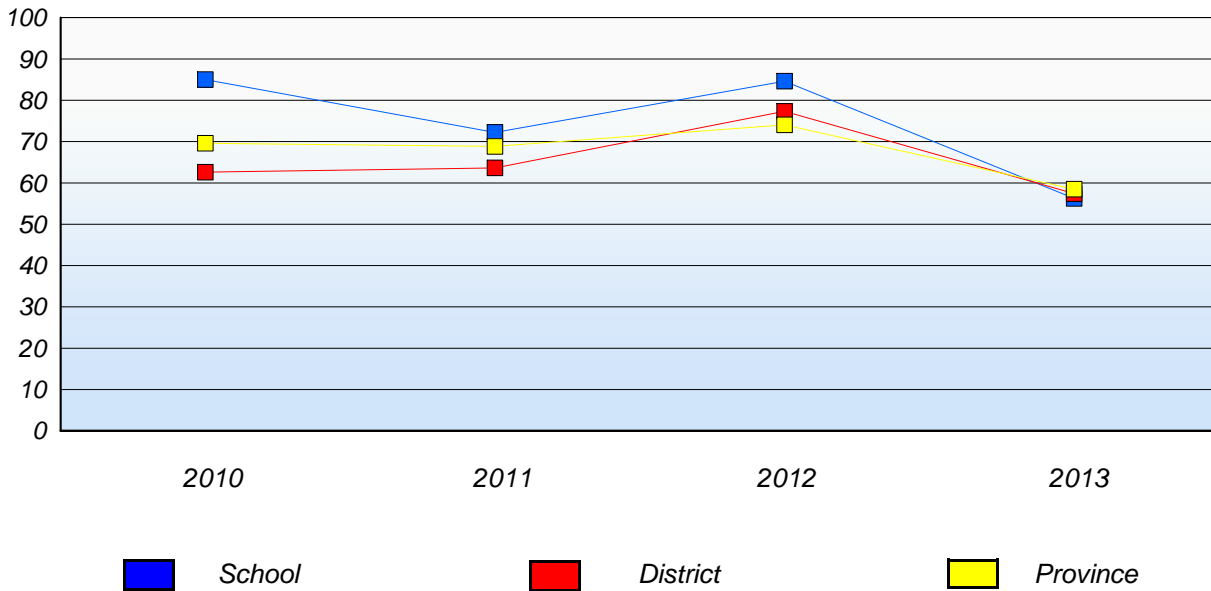
■ Exemption
 ■ Unknown
 ■ Not Yet Meeting
 ■ Meeting or Exceeding

* In some cases, CRT numbers may exceed AGR numbers based on late enrolments. Pie chart is based on the number of students who wrote the CRT.
 * Mushuau Innu Natuashish School and Sheshatshiu Innu School are excluded from district and provincial results.

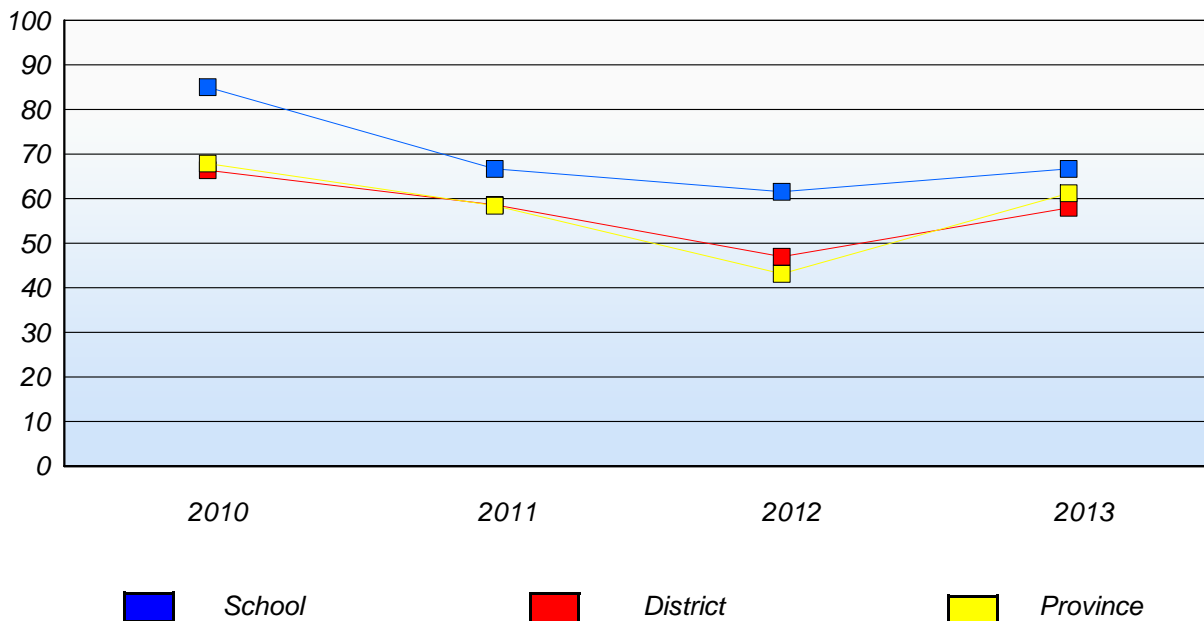
District 3 - Nova Central

School #: 421 Lakewood Academy

Demand Writing
Percentage of students at level 3 or above (2010 - 2013)



Reading
Percentage of students at level 3 or above (2010 - 2013)



* In some cases, CRT numbers may exceed AGR numbers based on late enrolments. Pie chart is based on the number of students who wrote the CRT.

* Mushuau Innu Natuashish School and Sheshatshiu Innu School are excluded from district and provincial results.

District 3 - Nova Central

School #: 422 Glovertown Academy

Demand Writing

School

District

Province

Creative Writing

Persuasive Writing

Creative Writing

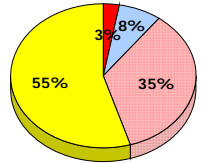
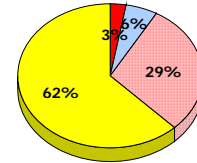
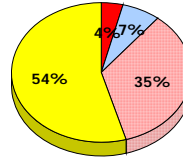
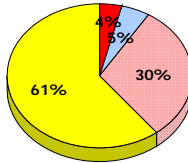
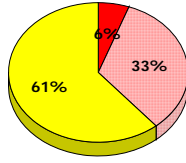
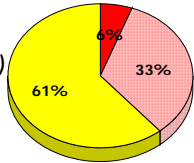
Persuasive Writing

Creative Writing

Persuasive Writing

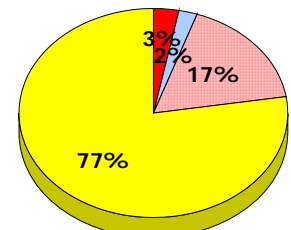
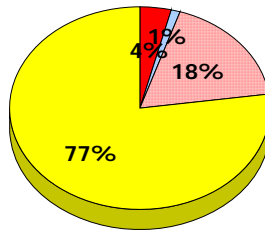
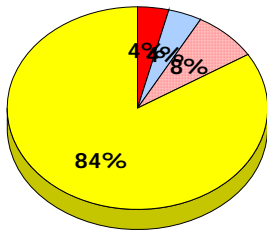
2013

Apr 30, 2013 (18)



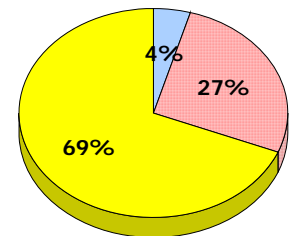
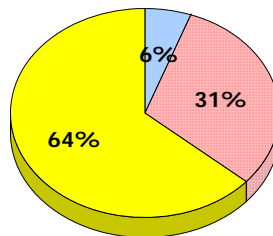
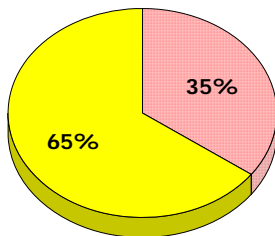
2012

Apr 30, 2012 (25)



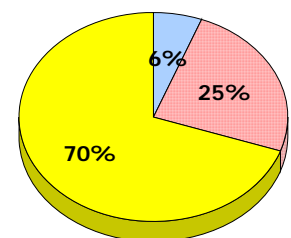
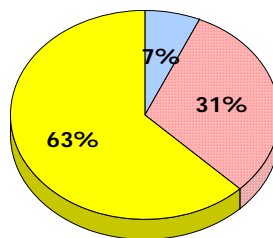
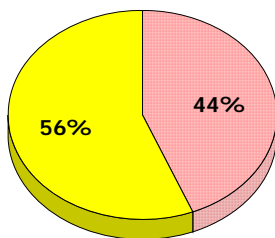
2011

AGR (20)



2010

AGR (25)



■ Exemption
 ■ Unknown
 Not Yet Meeting
 ■ Meeting or Exceeding

* In some cases, CRT numbers may exceed AGR numbers based on late enrolments. Pie chart is based on the number of students who wrote the CRT.
 * Mushuau Innu Natuashish School and Sheshatshiu Innu School are excluded from district and provincial results.

Primary English Language Arts
4 Year Provincial Assessment, June 2013
Student Population Report
(average scores)

District 3 - Nova Central

School #: 422 Glovertown Academy

Reading

School

District

Province

Non - Fiction

Fiction

Non - Fiction

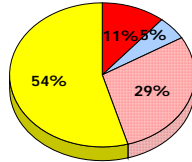
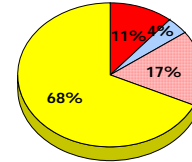
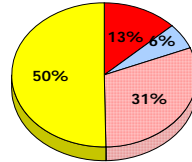
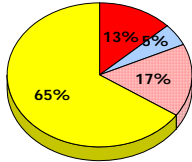
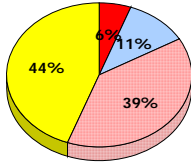
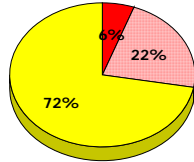
Fiction

Non - Fiction

Fiction

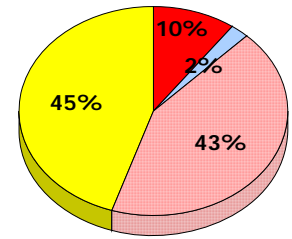
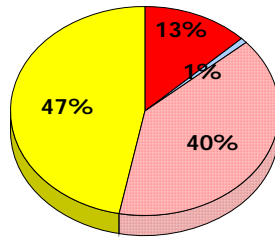
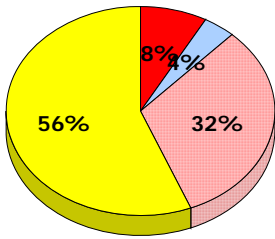
2013

Apr 30,
2013 (18)



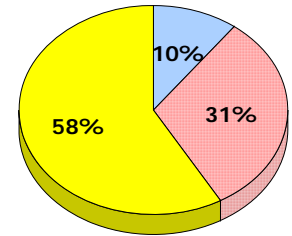
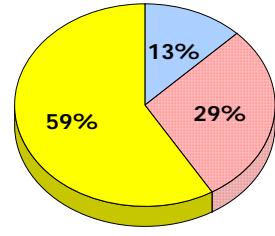
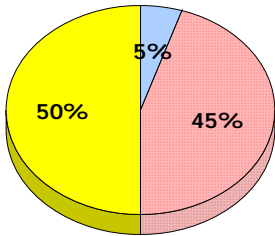
2012

Apr 30,
2012 (25)



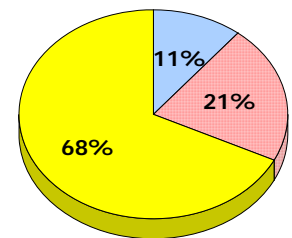
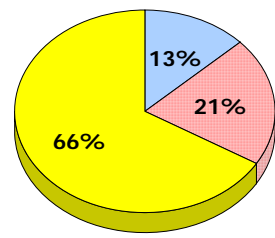
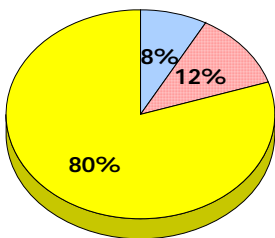
2011

AGR (20)



2010

AGR (25)



■ Exemption
 ■ Unknown
 ■ Not Yet Meeting
 ■ Meeting or Exceeding

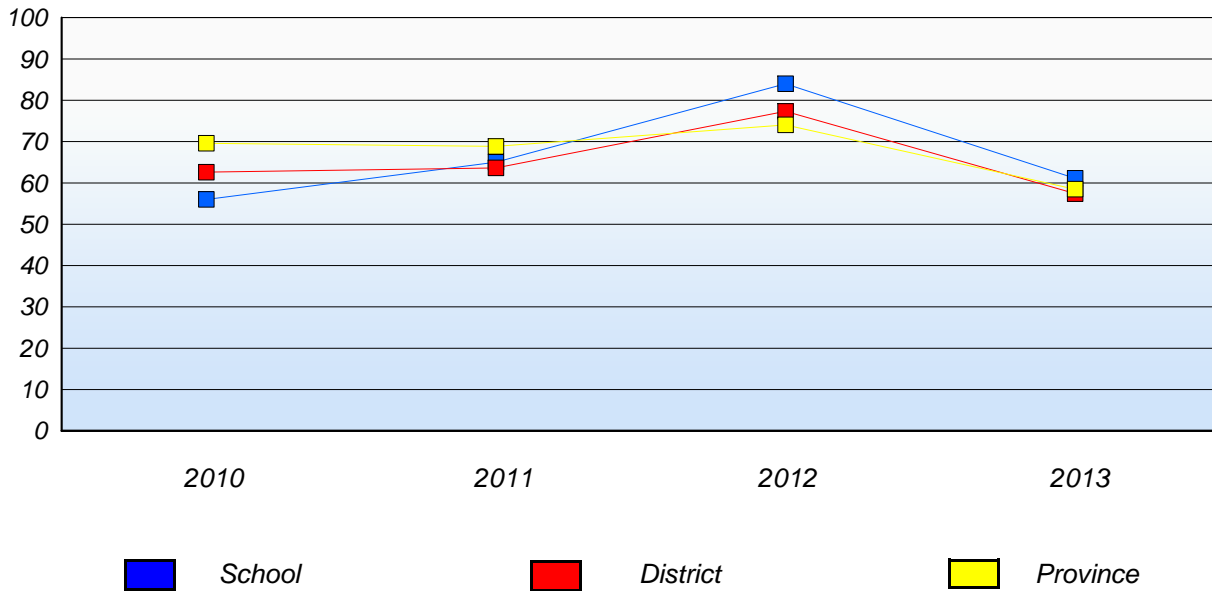
* In some cases, CRT numbers may exceed AGR numbers based on late enrolments. Pie chart is based on the number of students who wrote the CRT.
 * Mushuau Innu Natuashish School and Sheshatshiu Innu School are excluded from district and provincial results.

District 3 - Nova Central

School #: 422 Glovertown Academy

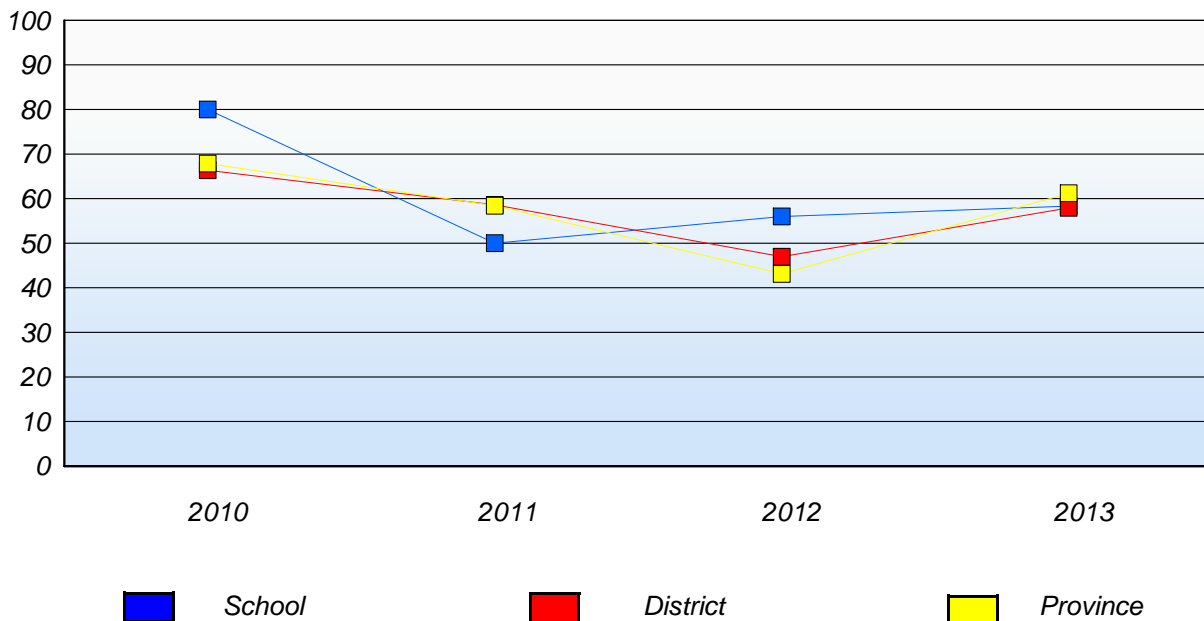
Demand Writing

Percentage of students at level 3 or above (2010 - 2013)



Reading

Percentage of students at level 3 or above (2010 - 2013)



* In some cases, CRT numbers may exceed AGR numbers based on late enrolments. Pie chart is based on the number of students who wrote the CRT.

* Mushuau Innu Natuashish School and Sheshatshiu Innu School are excluded from district and provincial results.

District 3 - Nova Central

School #: 426 Hillview Academy

Demand Writing

School

District

Province

Creative Writing

Persuasive Writing

Creative Writing

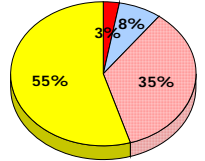
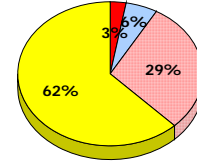
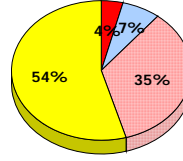
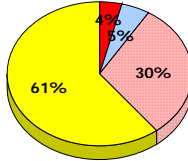
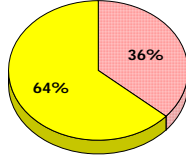
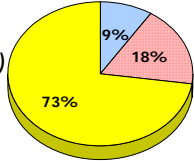
Persuasive Writing

Creative Writing

Persuasive Writing

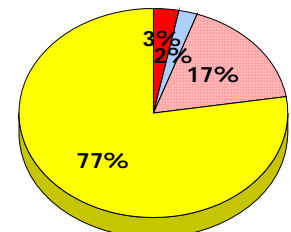
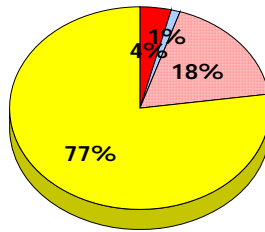
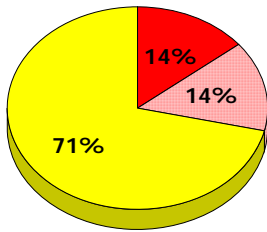
2013

Apr 30, 2013 (11)



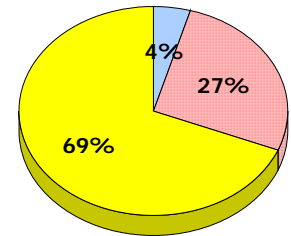
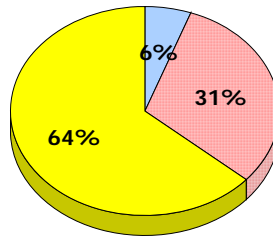
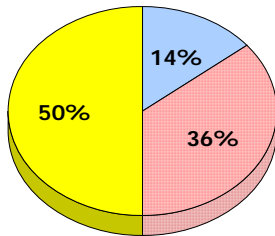
2012

Apr 30, 2012 (12)



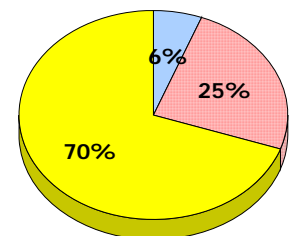
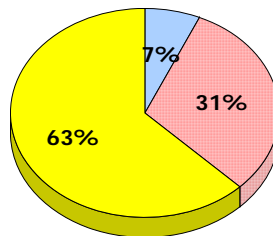
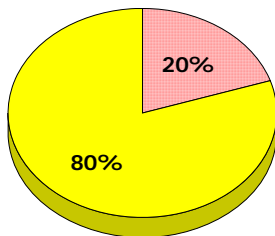
2011

AGR (14)



2010

AGR (9)



■ Exemption
 ■ Unknown
 Not Yet Meeting
 ■ Meeting or Exceeding

* In some cases, CRT numbers may exceed AGR numbers based on late enrolments. Pie chart is based on the number of students who wrote the CRT.
 * Mushuau Innu Natuashish School and Sheshatshiu Innu School are excluded from district and provincial results.

Primary English Language Arts
4 Year Provincial Assessment, June 2013
Student Population Report
(average scores)

District 3 - Nova Central

School #: 426 Hillview Academy

Reading

School

District

Province

Non - Fiction

Fiction

Non - Fiction

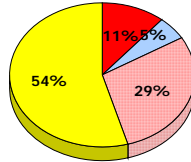
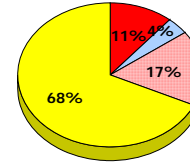
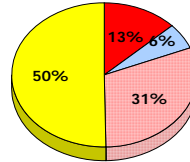
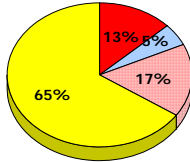
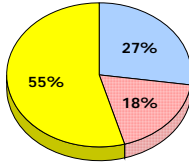
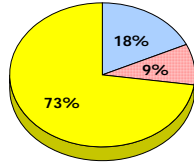
Fiction

Non - Fiction

Fiction

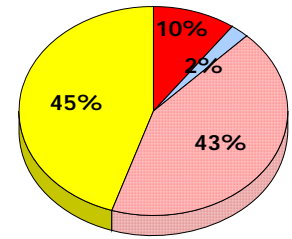
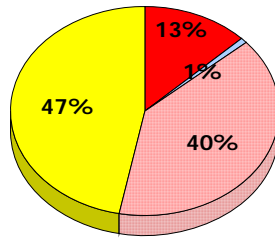
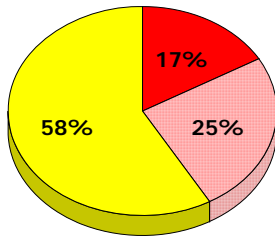
2013

Apr 30,
2013 (11)



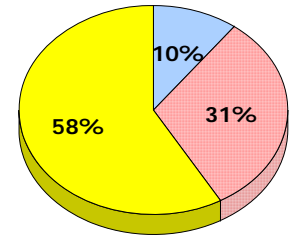
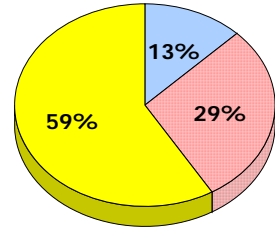
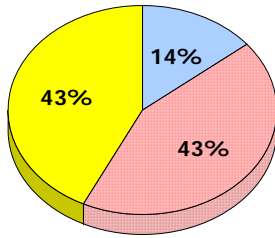
2012

Apr 30,
2012 (12)



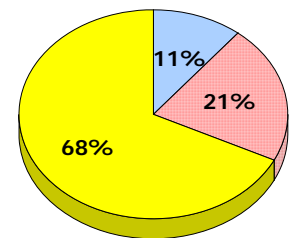
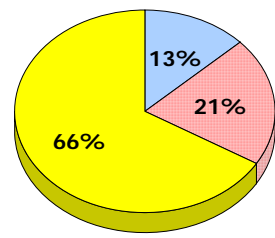
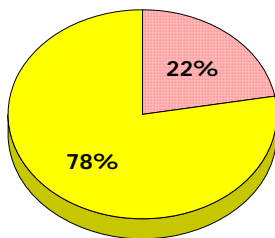
2011

AGR (14)



2010

AGR (9)



■ Exemption
 ■ Unknown
 ■ Not Yet Meeting
 ■ Meeting or Exceeding

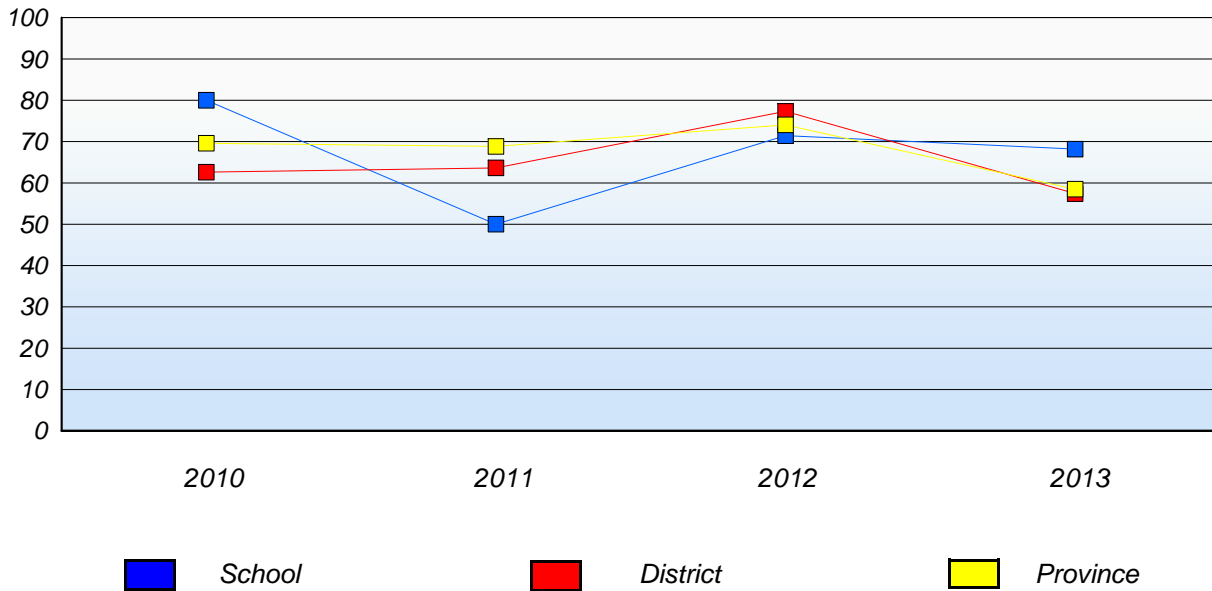
* In some cases, CRT numbers may exceed AGR numbers based on late enrolments. Pie chart is based on the number of students who wrote the CRT.
 * Mushuau Innu Natuashish School and Sheshatshiu Innu School are excluded from district and provincial results.

District 3 - Nova Central

School #: 426 Hillview Academy

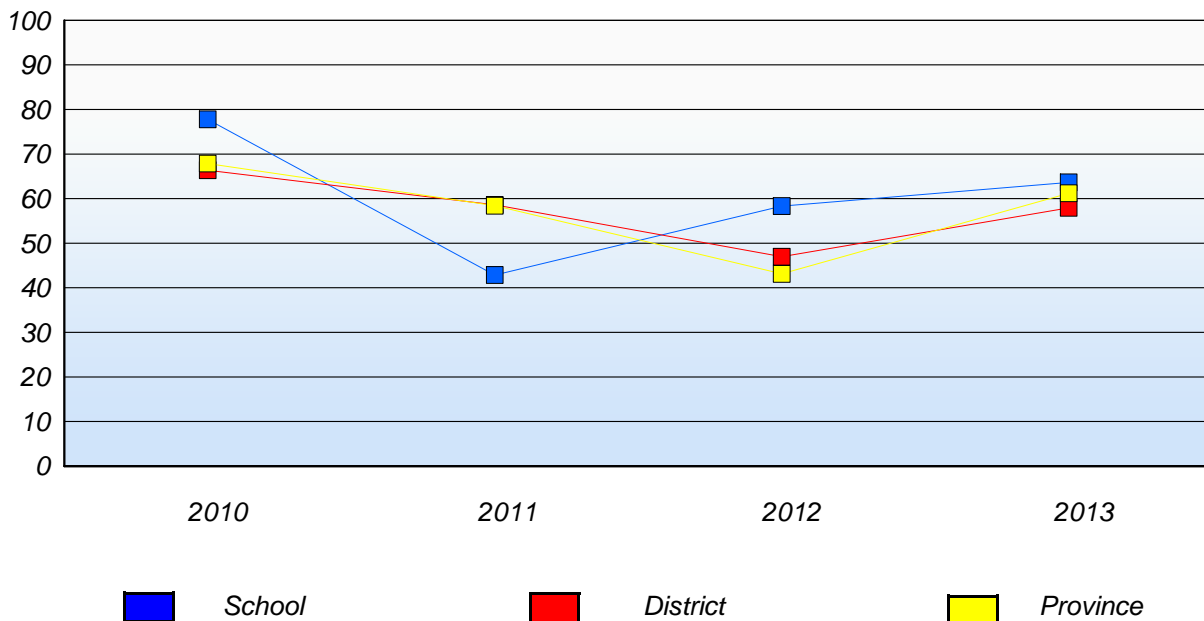
Demand Writing

Percentage of students at level 3 or above (2010 - 2013)



Reading

Percentage of students at level 3 or above (2010 - 2013)



* In some cases, CRT numbers may exceed AGR numbers based on late enrolments. Pie chart is based on the number of students who wrote the CRT.

* Mushuau Innu Natuashish School and Sheshatshiu Innu School are excluded from district and provincial results.

District 3 - Nova Central

School #: 478 New World Island Academy

Demand Writing

School

District

Province

Creative Writing

Persuasive Writing

Creative Writing

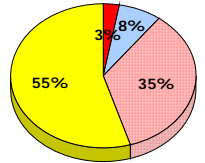
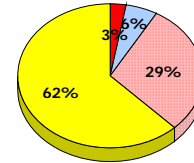
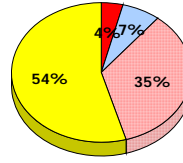
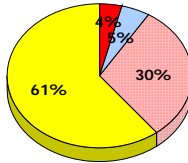
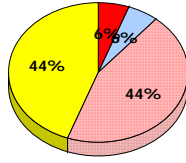
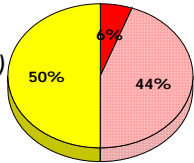
Persuasive Writing

Creative Writing

Persuasive Writing

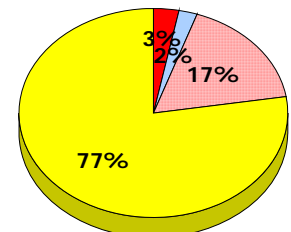
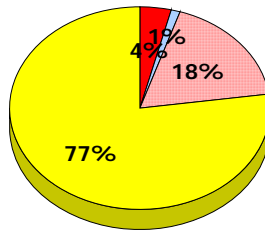
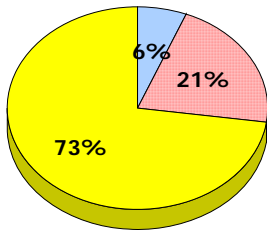
2013

Apr 30, 2013 (18)



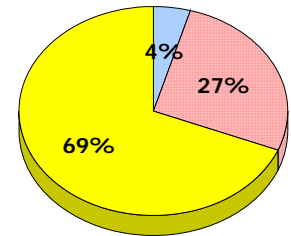
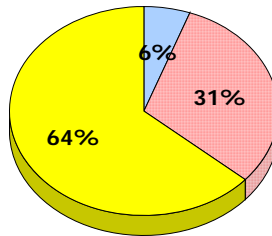
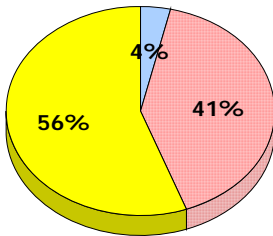
2012

Apr 30, 2012 (33)



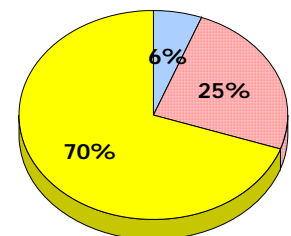
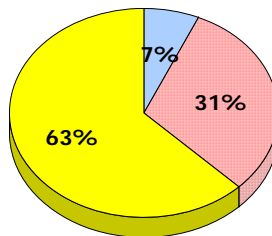
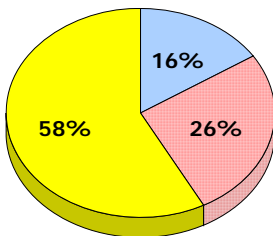
2011

AGR (27)



2010

AGR (19)



■ Exemption
 ■ Unknown
 ■ Not Yet Meeting
 ■ Meeting or Exceeding

* In some cases, CRT numbers may exceed AGR numbers based on late enrolments. Pie chart is based on the number of students who wrote the CRT.
 * Mushuau Innu Natuashish School and Sheshatshiu Innu School are excluded from district and provincial results.

Primary English Language Arts
4 Year Provincial Assessment, June 2013
Student Population Report
(average scores)

District 3 - Nova Central

School #: 478 New World Island Academy

Reading

School

District

Province

Non - Fiction

Fiction

Non - Fiction

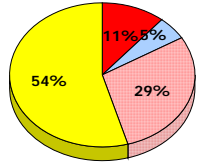
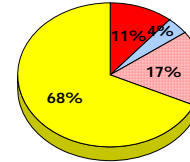
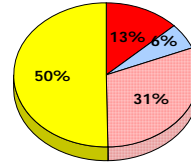
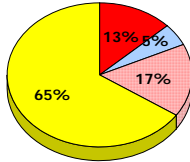
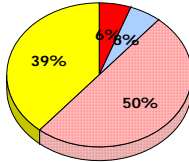
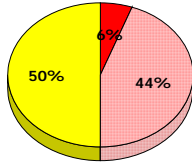
Fiction

Non - Fiction

Fiction

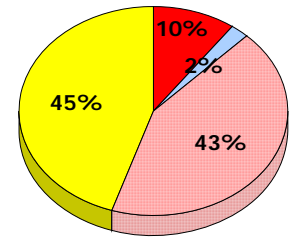
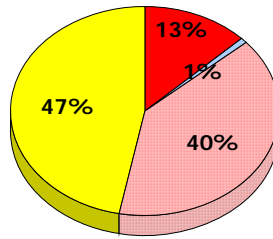
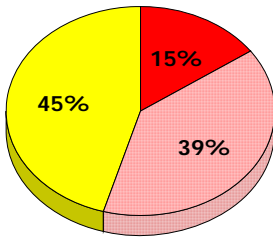
2013

Apr 30,
2013 (18)



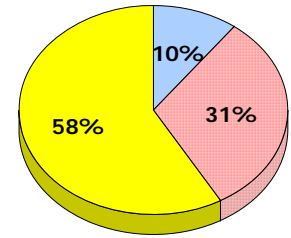
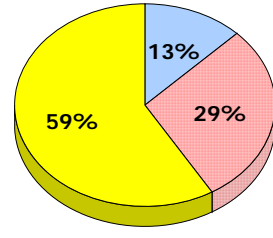
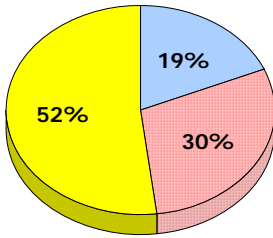
2012

Apr 30,
2012 (33)



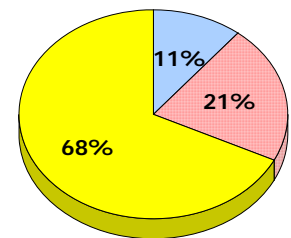
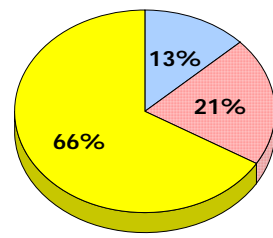
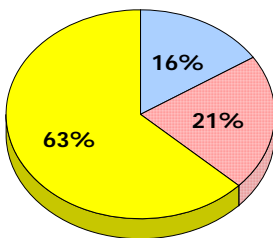
2011

AGR (27)



2010

AGR (19)



■ Exemption
 ■ Unknown
 ■ Not Yet Meeting
 ■ Meeting or Exceeding

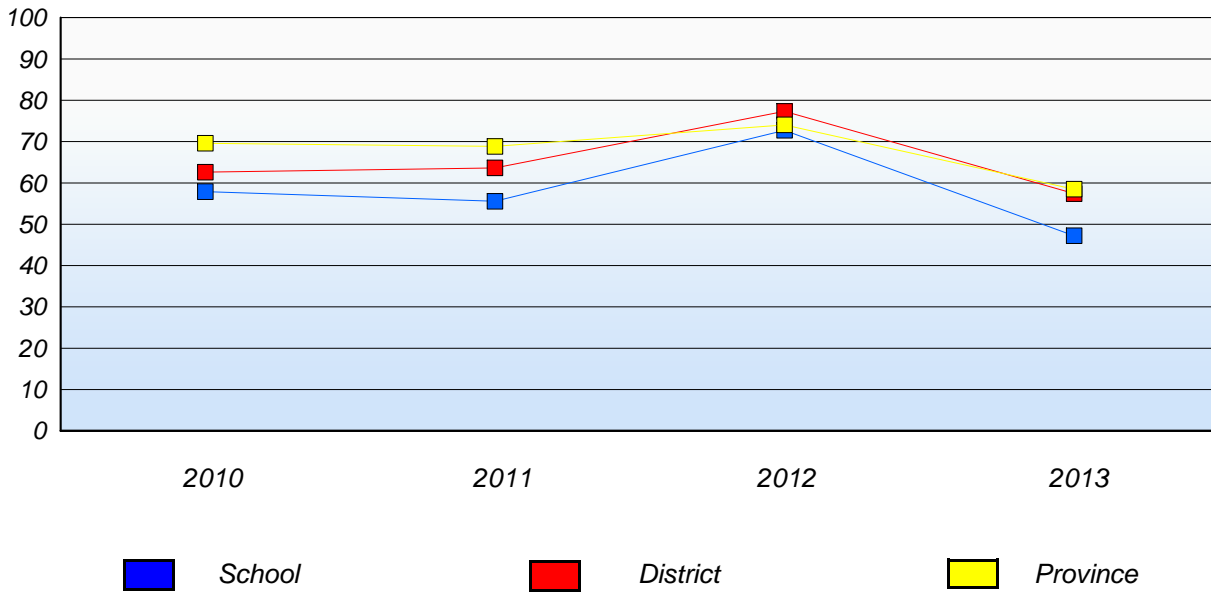
* In some cases, CRT numbers may exceed AGR numbers based on late enrolments. Pie chart is based on the number of students who wrote the CRT.
 * Mushuau Innu Natuashish School and Sheshatshiu Innu School are excluded from district and provincial results.

District 3 - Nova Central

School #: 478 New World Island Academy

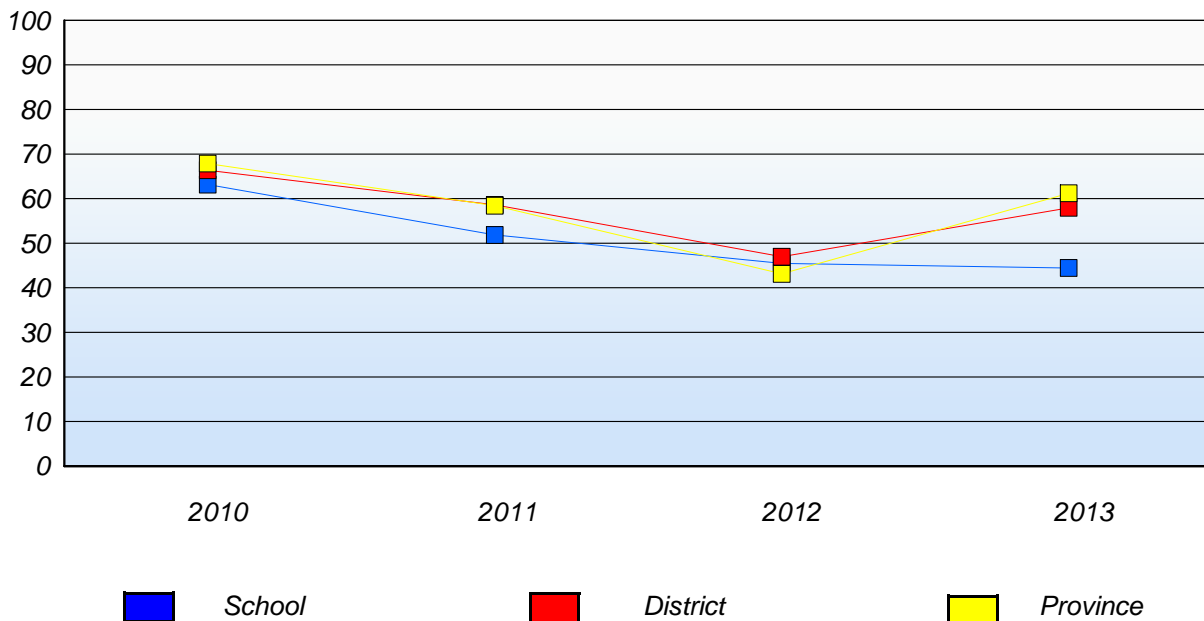
Demand Writing

Percentage of students at level 3 or above (2010 - 2013)



Reading

Percentage of students at level 3 or above (2010 - 2013)



* In some cases, CRT numbers may exceed AGR numbers based on late enrolments. Pie chart is based on the number of students who wrote the CRT.

* Mushuau Innu Natuashish School and Sheshatshiu Innu School are excluded from district and provincial results.