

District 2 - Western

School #: 022 William Gillett Academy

**Demand Writing**

**School**

**District**

**Province**

Creative Writing

Persuasive Writing

Creative Writing

Persuasive Writing

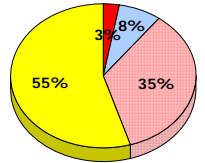
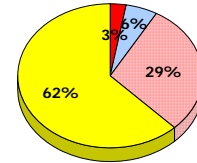
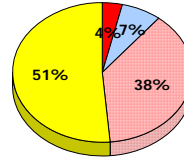
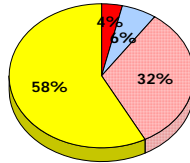
Creative Writing

Persuasive Writing

**2013**

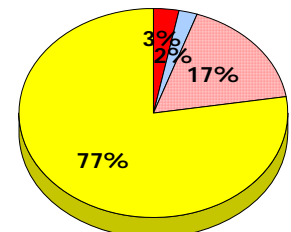
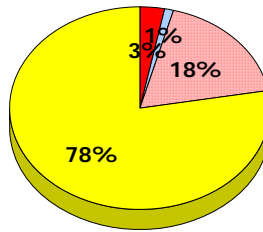
Apr 30, 2013 (4)

*School data with 5 or fewer students withheld for reasons of confidentiality.*



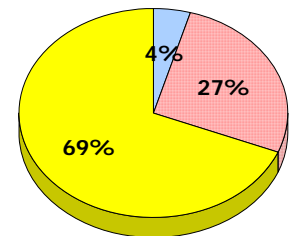
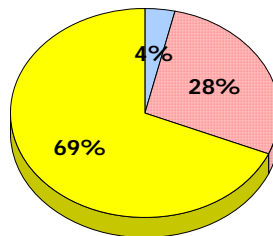
**2012**

Apr 30, 2012 (1)



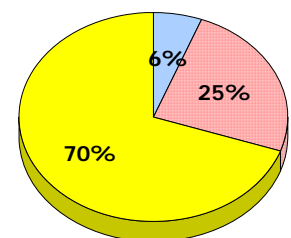
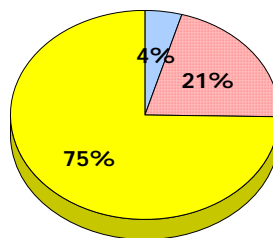
**2011**

AGR (7)



**2010**

AGR (2)



Exemption

Unknown

Not Yet Meeting

Meeting or Exceeding

\* In some cases, CRT numbers may exceed AGR numbers based on late enrolments. Pie chart is based on the number of students who wrote the CRT.

\* Mushuau Innu Natuashish School and Sheshatshiu Innu School are excluded from district and provincial results.

Primary English Language Arts  
4 Year Provincial Assessment, June 2013  
Student Population Report  
(average scores)

District 2 - Western

School #: 022 William Gillett Academy

**Reading**

**School**

**District**

**Province**

Non - Fiction

Fiction

Non - Fiction

Fiction

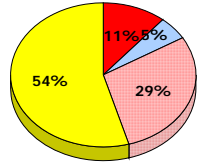
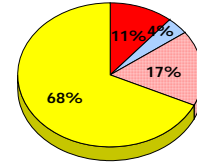
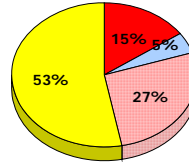
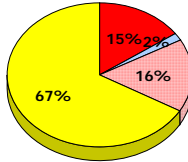
Non - Fiction

Fiction

**2013**

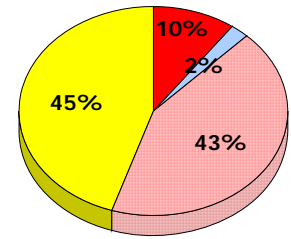
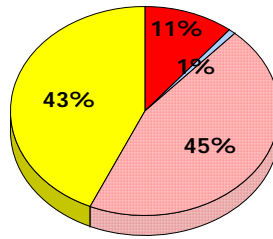
Apr 30,  
2013 (4)

School data with 5 or fewer students  
withheld for reasons of confidentiality.



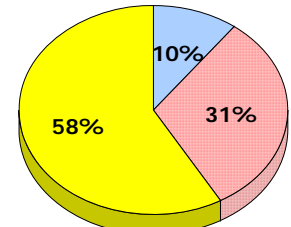
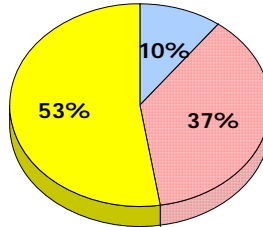
**2012**

Apr 30,  
2012 (1)



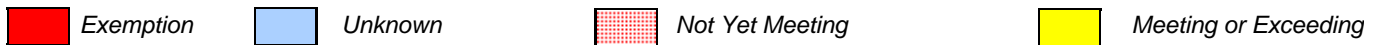
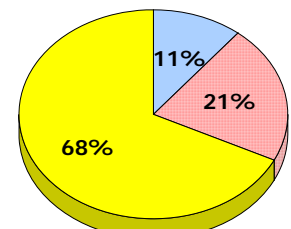
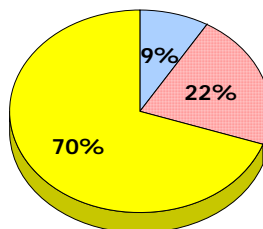
**2011**

AGR (7)



**2010**

AGR (2)



\* In some cases, CRT numbers may exceed AGR numbers based on late enrolments. Pie chart is based on the number of students who wrote the CRT.  
 \* Mushuau Innu Natuashish School and Sheshatshiu Innu School are excluded from district and provincial results.

District 2 - Western

School #: 022 William Gillett Academy

**Demand Writing**

*Percentage of students at level 3 or above (2010 - 2013)*

*School data with 5 or fewer students withheld for reasons of confidentiality.*



**Reading**

*Percentage of students at level 3 or above (2010 - 2013)*

*School data with 5 or fewer students withheld for reasons of confidentiality.*



\* In some cases, CRT numbers may exceed AGR numbers based on late enrolments. Pie chart is based on the number of students who wrote the CRT.

\* Mushuau Innu Natuashish School and Sheshatshiu Innu School are excluded from district and provincial results.

District 2 - Western

School #: 026 H.G. Fillier Academy

**Demand Writing**

**School**

**District**

**Province**

Creative Writing

Persuasive Writing

Creative Writing

Persuasive Writing

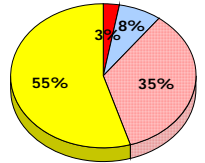
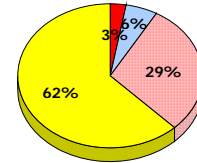
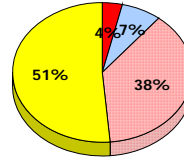
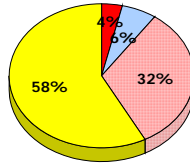
Creative Writing

Persuasive Writing

**2013**

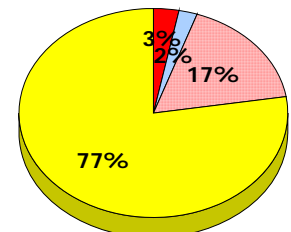
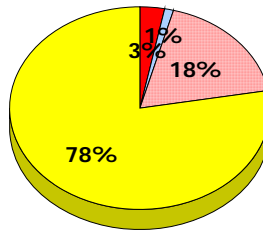
Apr 30, 2013 (3)

*School data with 5 or fewer students withheld for reasons of confidentiality.*



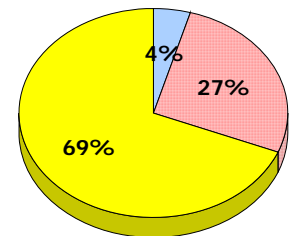
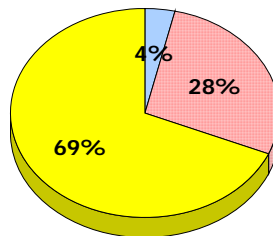
**2012**

Apr 30, 2012 (4)



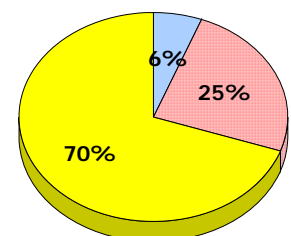
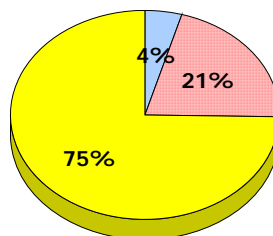
**2011**

AGR (3)



**2010**

AGR (4)



Exemption

Unknown

Not Yet Meeting

Meeting or Exceeding

\* In some cases, CRT numbers may exceed AGR numbers based on late enrolments. Pie chart is based on the number of students who wrote the CRT.

\* Mushuau Innu Natuashish School and Sheshatshiu Innu School are excluded from district and provincial results.

District 2 - Western

School #: 026 H.G. Fillier Academy

**Reading**

**School**

**District**

**Province**

Non - Fiction

Fiction

Non - Fiction

Fiction

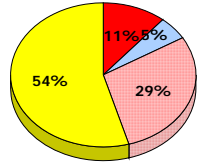
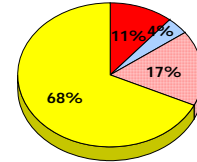
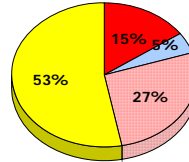
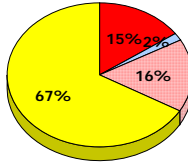
Non - Fiction

Fiction

**2013**

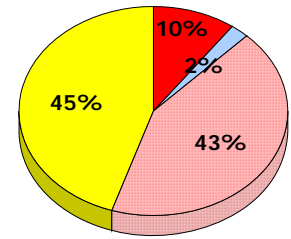
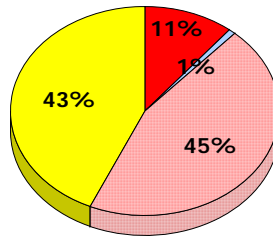
Apr 30,  
2013 (3)

School data with 5 or fewer students  
withheld for reasons of confidentiality.



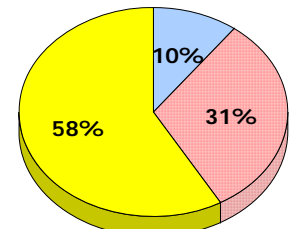
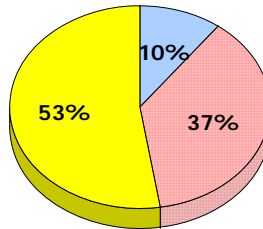
**2012**

Apr 30,  
2012 (4)



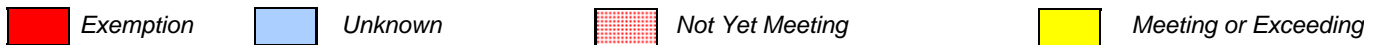
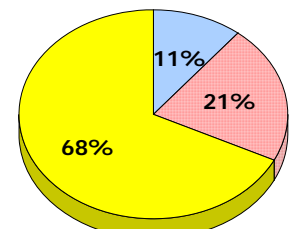
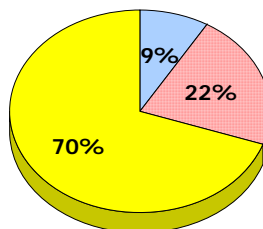
**2011**

AGR (3)



**2010**

AGR (4)



\* In some cases, CRT numbers may exceed AGR numbers based on late enrolments. Pie chart is based on the number of students who wrote the CRT.  
 \* Mushuau Innu Natuashish School and Sheshatshiu Innu School are excluded from district and provincial results.

District 2 - Western

School #: 026 H.G. Fillier Academy

**Demand Writing**

*Percentage of students at level 3 or above (2010 - 2013)*

*School data with 5 or fewer students withheld for reasons of confidentiality.*



**Reading**

*Percentage of students at level 3 or above (2010 - 2013)*

*School data with 5 or fewer students withheld for reasons of confidentiality.*



\* In some cases, CRT numbers may exceed AGR numbers based on late enrolments. Pie chart is based on the number of students who wrote the CRT.

\* Mushuau Innu Natuashish School and Sheshatshiu Innu School are excluded from district and provincial results.

District 2 - Western

School #: 027 Canon Richards Memorial Academy

**Demand Writing**

**School**

**District**

**Province**

Creative Writing

Persuasive Writing

Creative Writing

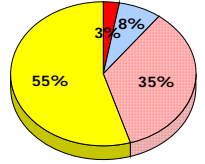
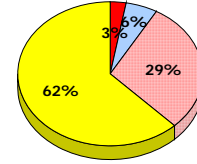
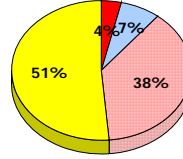
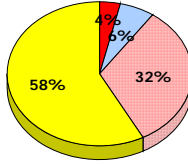
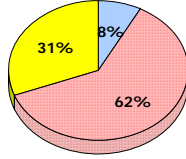
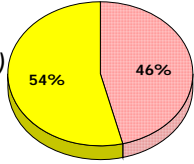
Persuasive Writing

Creative Writing

Persuasive Writing

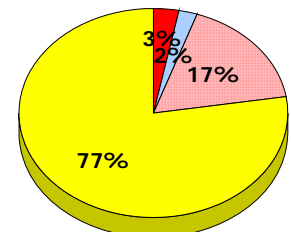
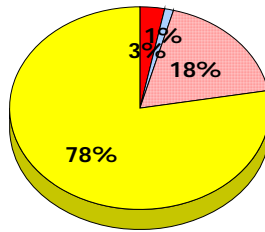
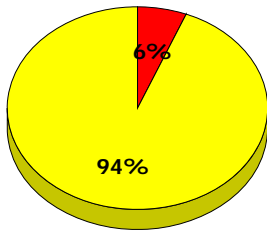
**2013**

Apr 30, 2013 (13)



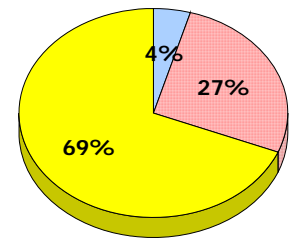
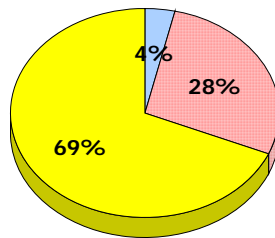
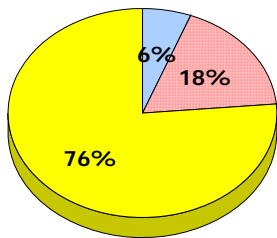
**2012**

Apr 30, 2012 (16)



**2011**

AGR (17)



**2010**

AGR (0)

Exemption

Unknown

Not Yet Meeting

Meeting or Exceeding

\* In some cases, CRT numbers may exceed AGR numbers based on late enrolments. Pie chart is based on the number of students who wrote the CRT.  
\* Mushuau Innu Natuashish School and Sheshatshiu Innu School are excluded from district and provincial results.

District 2 - Western

School #: 027 Canon Richards Memorial Academy

**Reading**

**School**

**District**

**Province**

Non - Fiction

Fiction

Non - Fiction

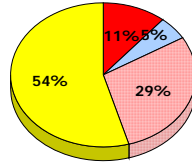
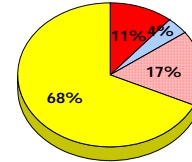
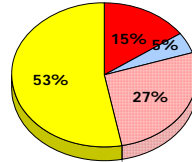
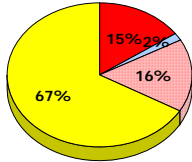
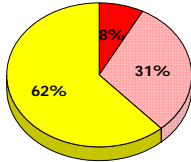
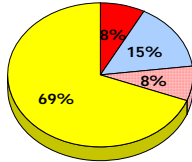
Fiction

Non - Fiction

Fiction

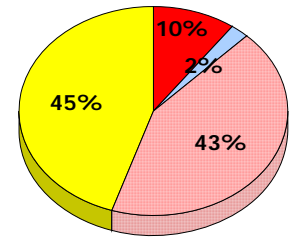
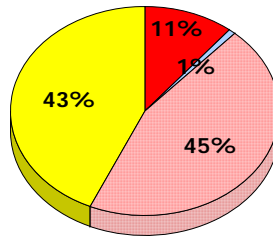
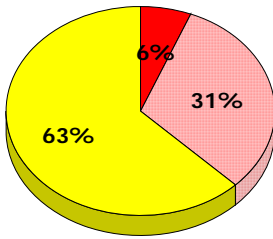
**2013**

Apr 30,  
2013 (13)



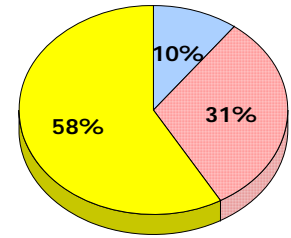
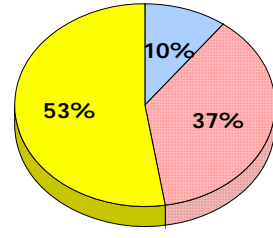
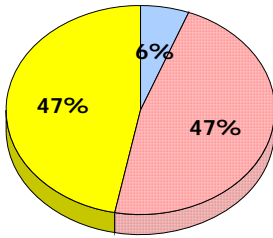
**2012**

Apr 30,  
2012 (16)



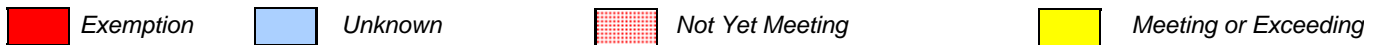
**2011**

AGR (17)



**2010**

AGR (0)



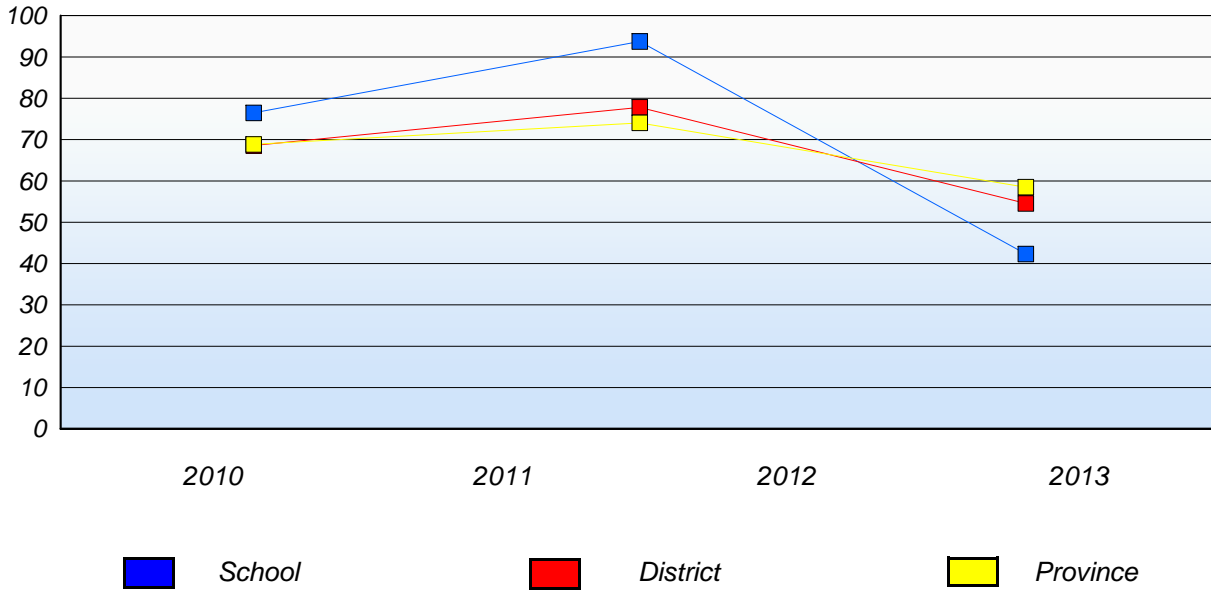
\* In some cases, CRT numbers may exceed AGR numbers based on late enrolments. Pie chart is based on the number of students who wrote the CRT.  
\* Mushuau Innu Natuashish School and Sheshatshiu Innu School are excluded from district and provincial results.



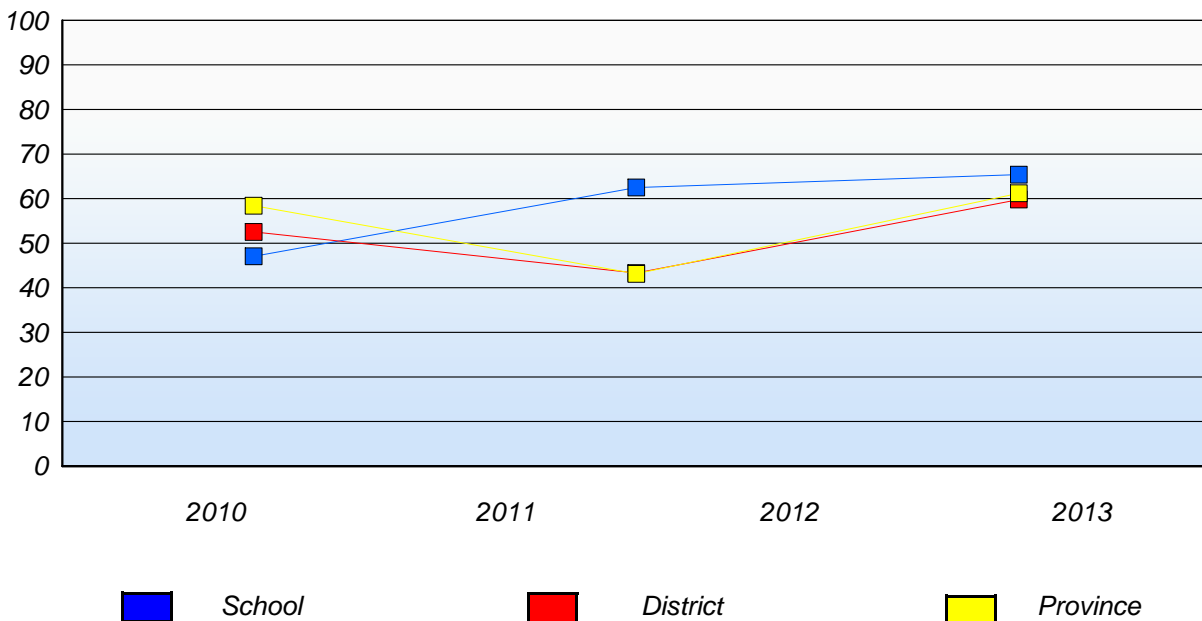
District 2 - Western

School #: 027 Canon Richards Memorial Academy

**Demand Writing**  
Percentage of students at level 3 or above (2010 - 2013)



**Reading**  
Percentage of students at level 3 or above (2010 - 2013)



\* In some cases, CRT numbers may exceed AGR numbers based on late enrolments. Pie chart is based on the number of students who wrote the CRT.

\* Mushuau Innu Natuashish School and Sheshatshiu Innu School are excluded from district and provincial results.

District 2 - Western

School #: 032 Truman Eddison Memorial

**Demand Writing**

**School**

**District**

**Province**

Creative Writing

Persuasive Writing

Creative Writing

Persuasive Writing

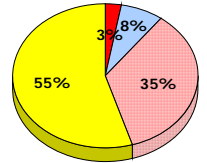
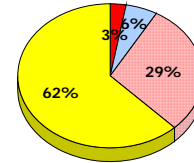
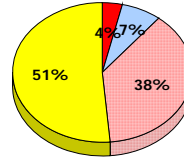
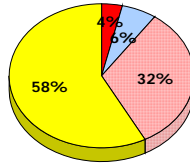
Creative Writing

Persuasive Writing

**2013**

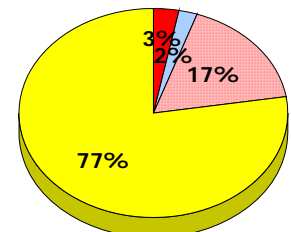
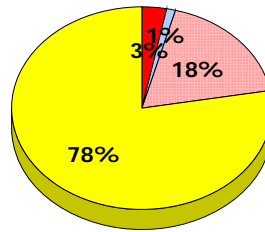
Apr 30, 2013 (5)

School data with 5 or fewer students withheld for reasons of confidentiality.



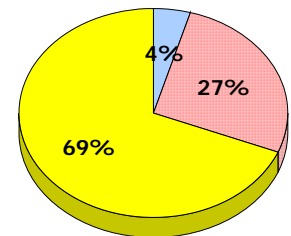
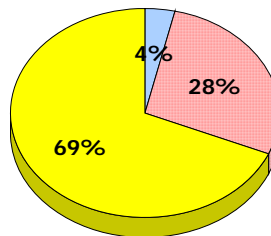
**2012**

Apr 30, 2012 (3)



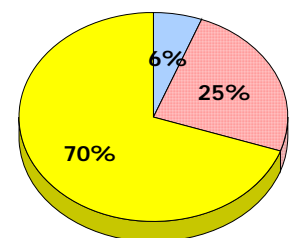
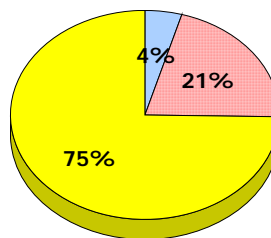
**2011**

AGR (12)



**2010**

AGR (4)



Exemption

Unknown

Not Yet Meeting

Meeting or Exceeding

\* In some cases, CRT numbers may exceed AGR numbers based on late enrolments. Pie chart is based on the number of students who wrote the CRT.

\* Mushuau Innu Natuashish School and Sheshatshiu Innu School are excluded from district and provincial results.

Primary English Language Arts  
4 Year Provincial Assessment, June 2013  
Student Population Report  
(average scores)

District 2 - Western

School #: 032 Truman Eddison Memorial

**Reading**

**School**

**District**

**Province**

Non - Fiction

Fiction

Non - Fiction

Fiction

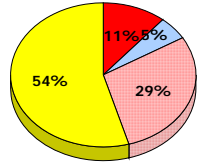
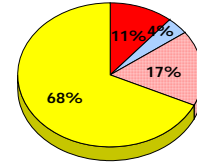
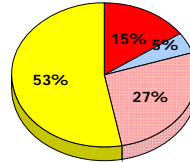
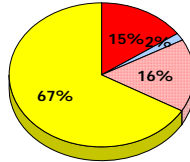
Non - Fiction

Fiction

**2013**

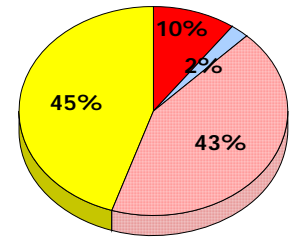
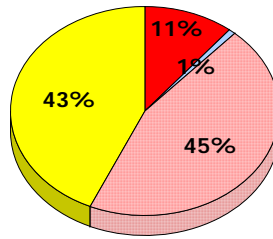
Apr 30,  
2013 (5)

School data with 5 or fewer students  
withheld for reasons of confidentiality.



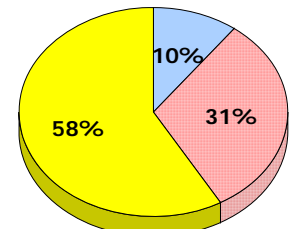
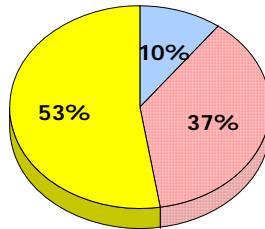
**2012**

Apr 30,  
2012 (3)



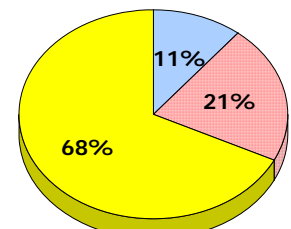
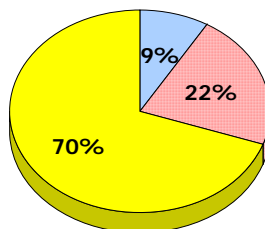
**2011**

AGR (12)



**2010**

AGR (4)



■ Exemption    
 ■ Unknown    
 ■ Not Yet Meeting    
 ■ Meeting or Exceeding

\* In some cases, CRT numbers may exceed AGR numbers based on late enrolments. Pie chart is based on the number of students who wrote the CRT.

\* Mushuau Innu Natuashish School and Sheshatshiu Innu School are excluded from district and provincial results.

**Primary English Language Arts**  
**4 Year Provincial Assessment, June 2013**  
**Student Population Report**  
 (average scores)

District 2 - Western

School #: 032 Truman Eddison Memorial

**Demand Writing**

*Percentage of students at level 3 or above (2010 - 2013)*

*School data with 5 or fewer students withheld for reasons of confidentiality.*



**Reading**

*Percentage of students at level 3 or above (2010 - 2013)*

*School data with 5 or fewer students withheld for reasons of confidentiality.*



\* In some cases, CRT numbers may exceed AGR numbers based on late enrolments. Pie chart is based on the number of students who wrote the CRT.

\* Mushuau Innu Natuashish School and Sheshatshiu Innu School are excluded from district and provincial results.

District 2 - Western

School #: 039 Mary Simms All-Grade

**Demand Writing**

School

District

Province

Creative Writing

Persuasive Writing

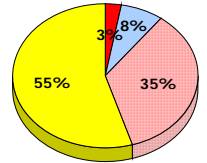
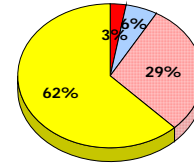
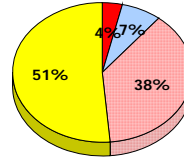
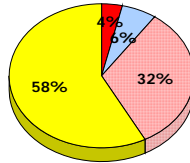
Creative Writing

Persuasive Writing

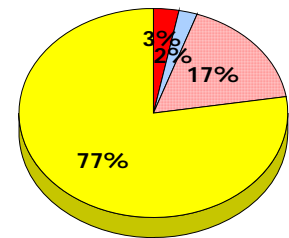
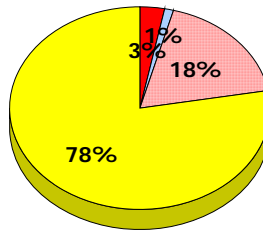
Creative Writing

Persuasive Writing

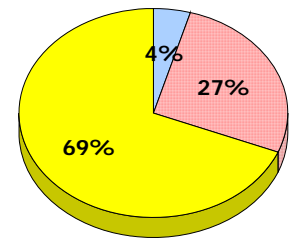
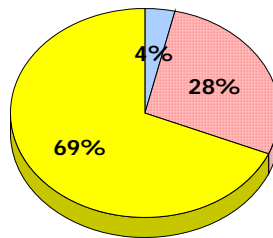
**2013**  
Apr 30, 2013 (2)  
*School data with 5 or fewer students withheld for reasons of confidentiality.*



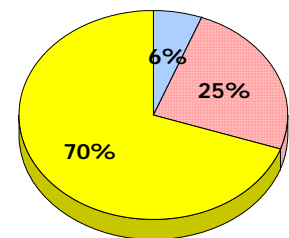
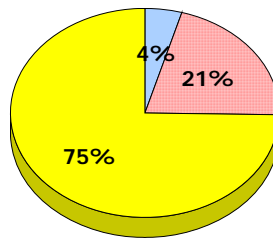
**2012**  
Apr 30, 2012 (2)



**2011**  
AGR (3)



**2010**  
AGR (2)



■ Exemption     
 ■ Unknown     
 ■ Not Yet Meeting     
 ■ Meeting or Exceeding

\* In some cases, CRT numbers may exceed AGR numbers based on late enrolments. Pie chart is based on the number of students who wrote the CRT.  
 \* Mushuau Innu Natuashish School and Sheshatshiu Innu School are excluded from district and provincial results.

District 2 - Western

School #: 039 Mary Simms All-Grade

**Reading**

**School**

**District**

**Province**

Non - Fiction

Fiction

Non - Fiction

Fiction

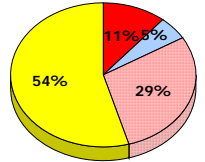
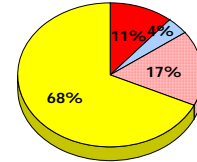
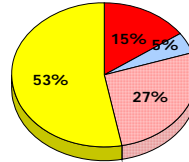
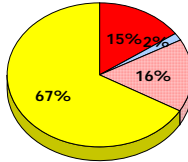
Non - Fiction

Fiction

**2013**

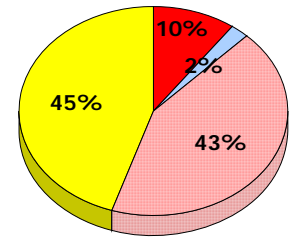
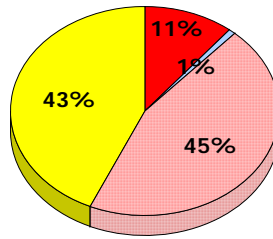
Apr 30,  
2013 (2)

School data with 5 or fewer students  
withheld for reasons of confidentiality.



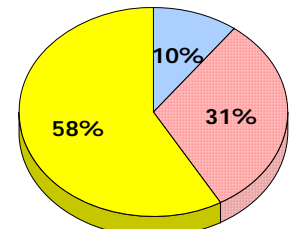
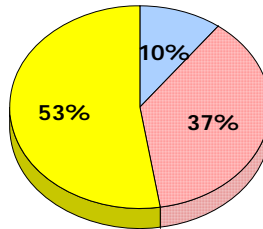
**2012**

Apr 30,  
2012 (2)



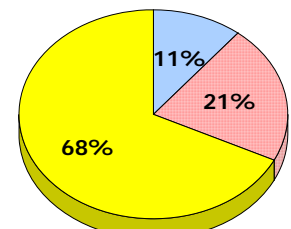
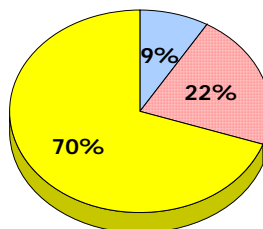
**2011**

AGR (3)



**2010**

AGR (2)



■ Exemption    
 ■ Unknown    
 ■ Not Yet Meeting    
 ■ Meeting or Exceeding

\* In some cases, CRT numbers may exceed AGR numbers based on late enrolments. Pie chart is based on the number of students who wrote the CRT.  
 \* Mushuau Innu Natuashish School and Sheshatshiu Innu School are excluded from district and provincial results.

District 2 - Western

School #: 039 Mary Simms All-Grade

**Demand Writing**

*Percentage of students at level 3 or above (2010 - 2013)*

*School data with 5 or fewer students withheld for reasons of confidentiality.*



**Reading**

*Percentage of students at level 3 or above (2010 - 2013)*

*School data with 5 or fewer students withheld for reasons of confidentiality.*



\* In some cases, CRT numbers may exceed AGR numbers based on late enrolments. Pie chart is based on the number of students who wrote the CRT.

\* Mushuau Innu Natuashish School and Sheshatshiu Innu School are excluded from district and provincial results.

District 2 - Western

School #: 040 St. Mary's AG

***Demand Writing***

**School**

**District**

**Province**

Creative Writing

Persuasive Writing

Creative Writing

Persuasive Writing

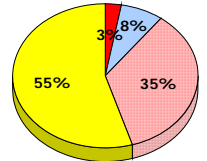
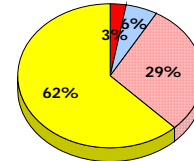
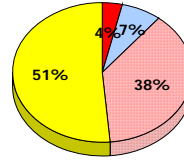
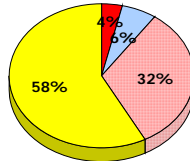
Creative Writing

Persuasive Writing

**2013**

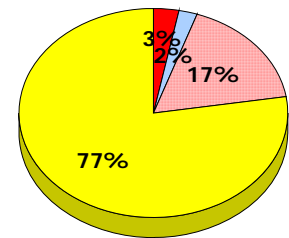
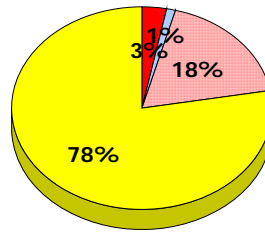
Apr 30, 2013 (5)

*School data with 5 or fewer students withheld for reasons of confidentiality.*



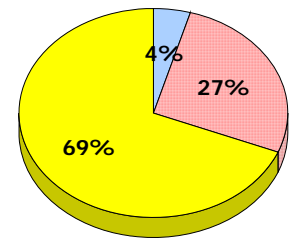
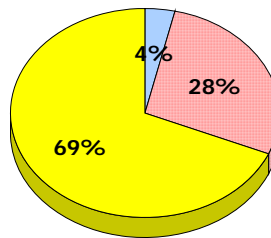
**2012**

Apr 30, 2012 (2)



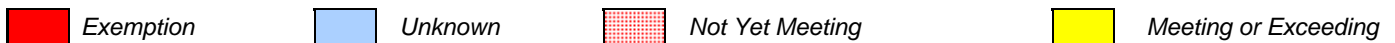
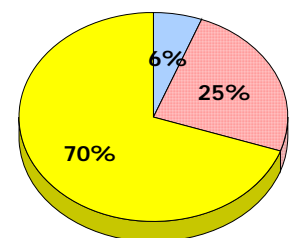
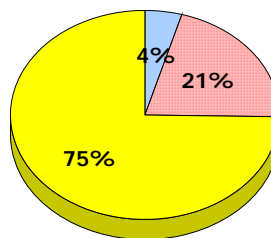
**2011**

AGR (7)



**2010**

AGR (5)



\* In some cases, CRT numbers may exceed AGR numbers based on late enrolments. Pie chart is based on the number of students who wrote the CRT.  
\* Mushuau Innu Natuashish School and Sheshatshiu Innu School are excluded from district and provincial results.



Primary English Language Arts  
4 Year Provincial Assessment, June 2013  
Student Population Report  
(average scores)

District 2 - Western

School #: 040 St. Mary's AG

**Reading**

**School**

**District**

**Province**

Non - Fiction

Fiction

Non - Fiction

Fiction

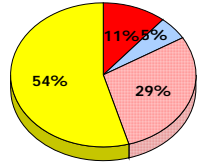
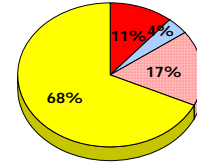
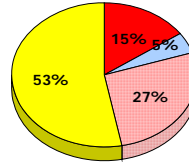
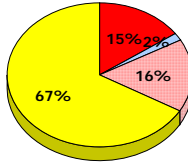
Non - Fiction

Fiction

**2013**

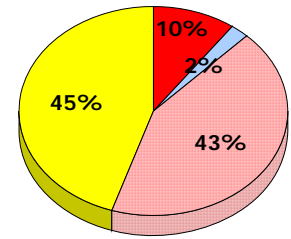
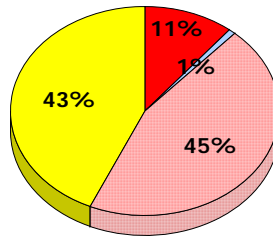
Apr 30,  
2013 (5)

School data with 5 or fewer students  
withheld for reasons of confidentiality.



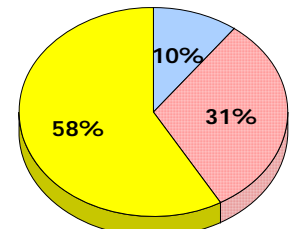
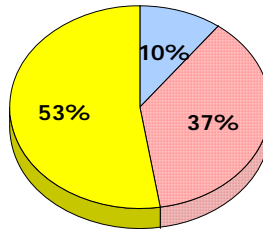
**2012**

Apr 30,  
2012 (2)



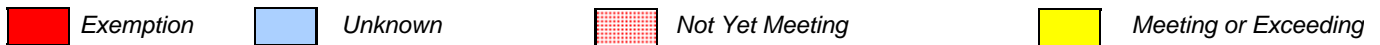
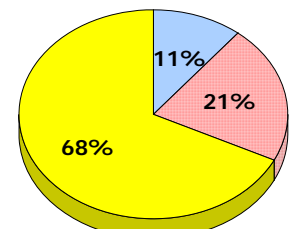
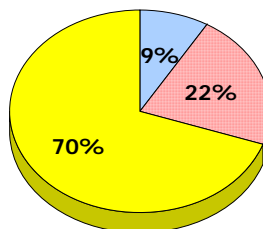
**2011**

AGR (7)



**2010**

AGR (5)



\* In some cases, CRT numbers may exceed AGR numbers based on late enrolments. Pie chart is based on the number of students who wrote the CRT.  
 \* Mushuau Innu Natuashish School and Sheshatshiu Innu School are excluded from district and provincial results.

**Primary English Language Arts**  
**4 Year Provincial Assessment, June 2013**  
**Student Population Report**  
 (average scores)

District 2 - Western

School #: 040 St. Mary's AG

**Demand Writing**

*Percentage of students at level 3 or above (2010 - 2013)*

*School data with 5 or fewer students withheld for reasons of confidentiality.*



**Reading**

*Percentage of students at level 3 or above (2010 - 2013)*

*School data with 5 or fewer students withheld for reasons of confidentiality.*



\* In some cases, CRT numbers may exceed AGR numbers based on late enrolments. Pie chart is based on the number of students who wrote the CRT.

\* Mushuau Innu Natuashish School and Sheshatshiu Innu School are excluded from district and provincial results.

District 2 - Western

School #: 046 Bayside Academy

**Demand Writing**

**School**

**District**

**Province**

Creative Writing

Persuasive Writing

Creative Writing

Persuasive Writing

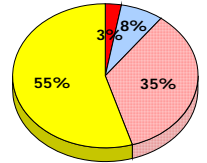
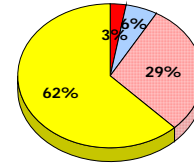
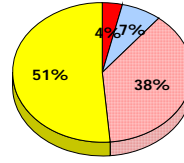
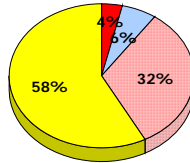
Creative Writing

Persuasive Writing

**2013**

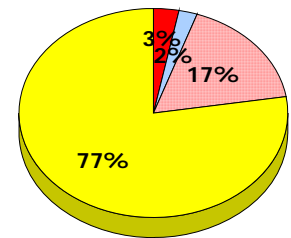
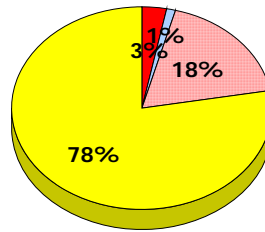
Apr 30, 2013 (2)

*School data with 5 or fewer students withheld for reasons of confidentiality.*



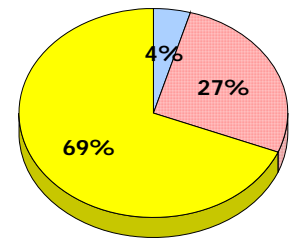
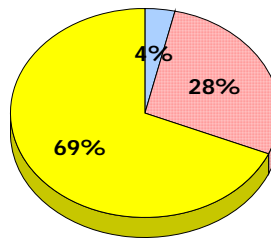
**2012**

Apr 30, 2012 (1)



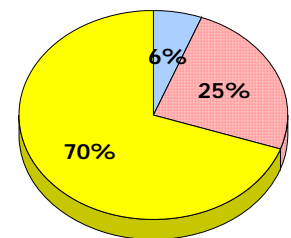
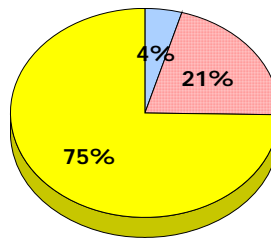
**2011**

AGR (4)



**2010**

AGR (6)



Exemption

Unknown

Not Yet Meeting

Meeting or Exceeding

\* In some cases, CRT numbers may exceed AGR numbers based on late enrolments. Pie chart is based on the number of students who wrote the CRT.

\* Mushuau Innu Natuashish School and Sheshatshiu Innu School are excluded from district and provincial results.

Primary English Language Arts  
4 Year Provincial Assessment, June 2013  
Student Population Report  
(average scores)

District 2 - Western

School #: 046 Bayside Academy

**Reading**

**School**

**District**

**Province**

Non - Fiction

Fiction

Non - Fiction

Fiction

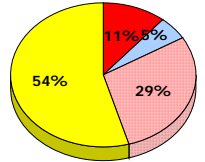
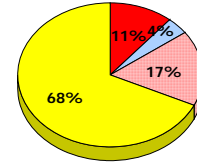
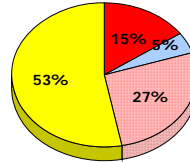
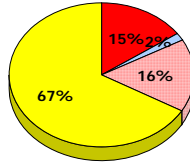
Non - Fiction

Fiction

**2013**

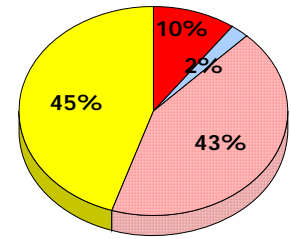
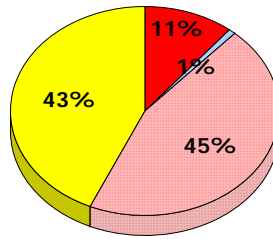
Apr 30,  
2013 (2)

School data with 5 or fewer students  
withheld for reasons of confidentiality.



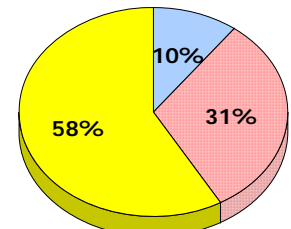
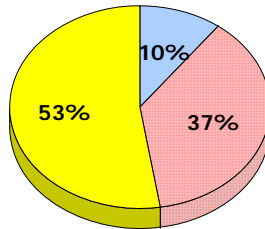
**2012**

Apr 30,  
2012 (1)



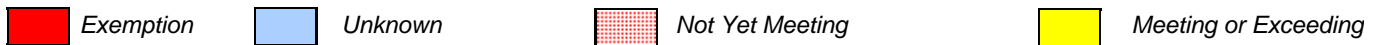
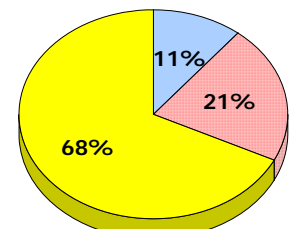
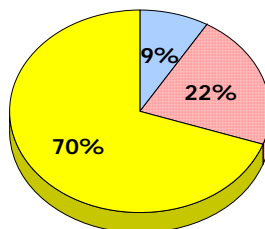
**2011**

AGR (4)



**2010**

AGR (6)



\* In some cases, CRT numbers may exceed AGR numbers based on late enrolments. Pie chart is based on the number of students who wrote the CRT.  
 \* Mushuau Innu Natuashish School and Sheshatshiu Innu School are excluded from district and provincial results.

District 2 - Western

School #: 046 Bayside Academy

**Demand Writing**

*Percentage of students at level 3 or above (2010 - 2013)*

*School data with 5 or fewer students withheld for reasons of confidentiality.*



**Reading**

*Percentage of students at level 3 or above (2010 - 2013)*

*School data with 5 or fewer students withheld for reasons of confidentiality.*



\* In some cases, CRT numbers may exceed AGR numbers based on late enrolments. Pie chart is based on the number of students who wrote the CRT.

\* Mushuau Innu Natuashish School and Sheshatshiu Innu School are excluded from district and provincial results.

District 2 - Western

School #: 053 St. Anthony Elementary

**Demand Writing**

**School**

**District**

**Province**

Creative Writing

Persuasive Writing

Creative Writing

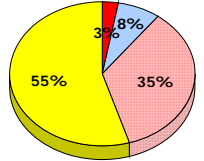
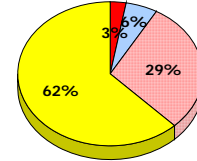
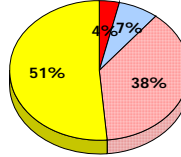
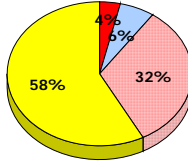
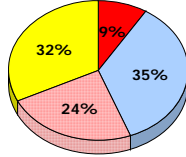
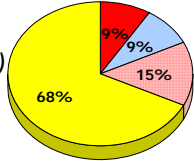
Persuasive Writing

Creative Writing

Persuasive Writing

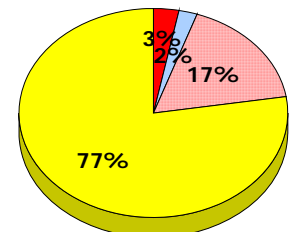
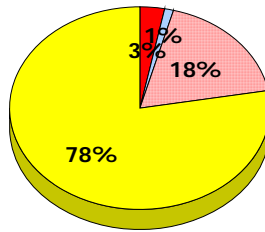
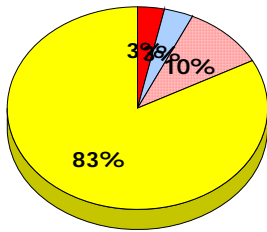
**2013**

Apr 30, 2013 (34)



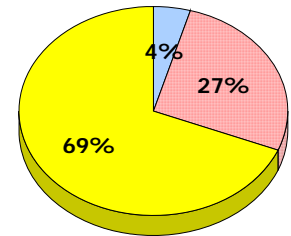
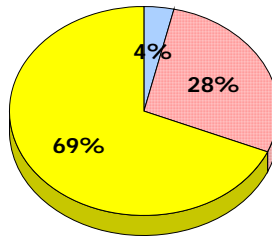
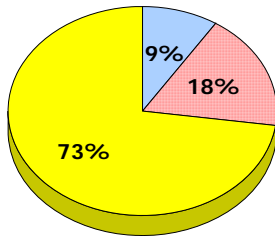
**2012**

Apr 30, 2012 (29)



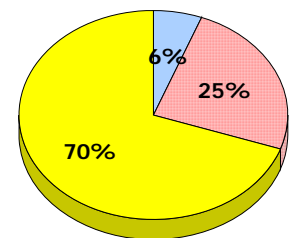
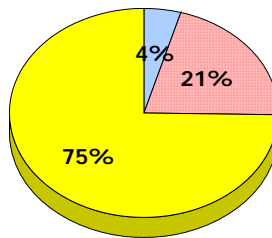
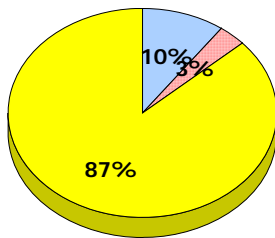
**2011**

AGR (22)



**2010**

AGR (30)



■ Exemption     
 ■ Unknown     
 ■ Not Yet Meeting     
 ■ Meeting or Exceeding

\* In some cases, CRT numbers may exceed AGR numbers based on late enrolments. Pie chart is based on the number of students who wrote the CRT.  
 \* Mushuau Innu Natuashish School and Sheshatshiu Innu School are excluded from district and provincial results.

Primary English Language Arts  
4 Year Provincial Assessment, June 2013  
Student Population Report  
(average scores)

District 2 - Western

School #: 053 St. Anthony Elementary

**Reading**

**School**

**District**

**Province**

Non - Fiction

Fiction

Non - Fiction

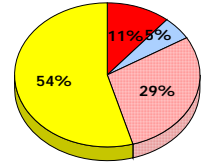
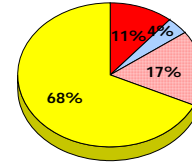
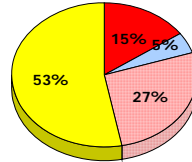
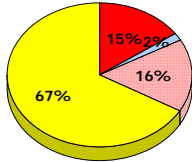
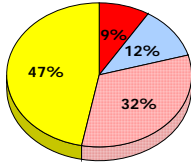
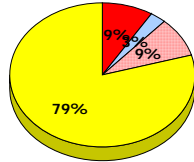
Fiction

Non - Fiction

Fiction

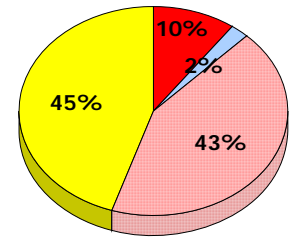
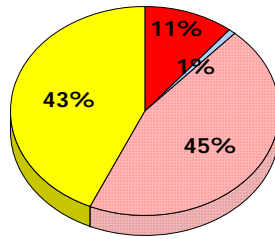
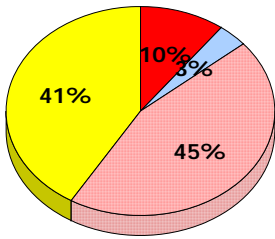
**2013**

Apr 30,  
2013 (34)



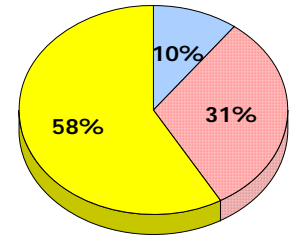
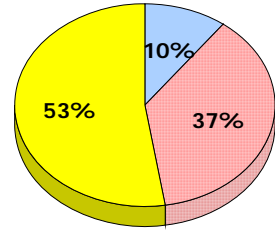
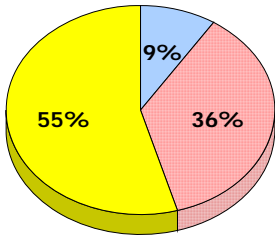
**2012**

Apr 30,  
2012 (29)



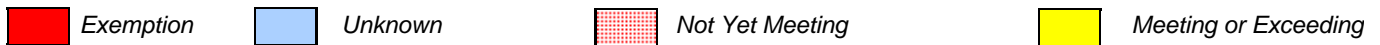
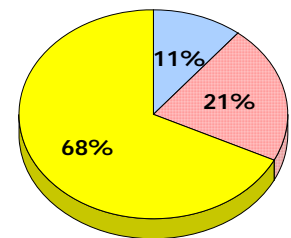
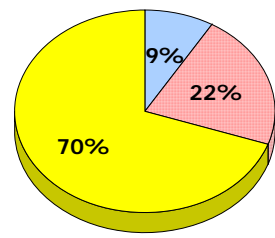
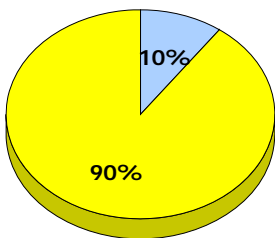
**2011**

AGR (22)



**2010**

AGR (30)

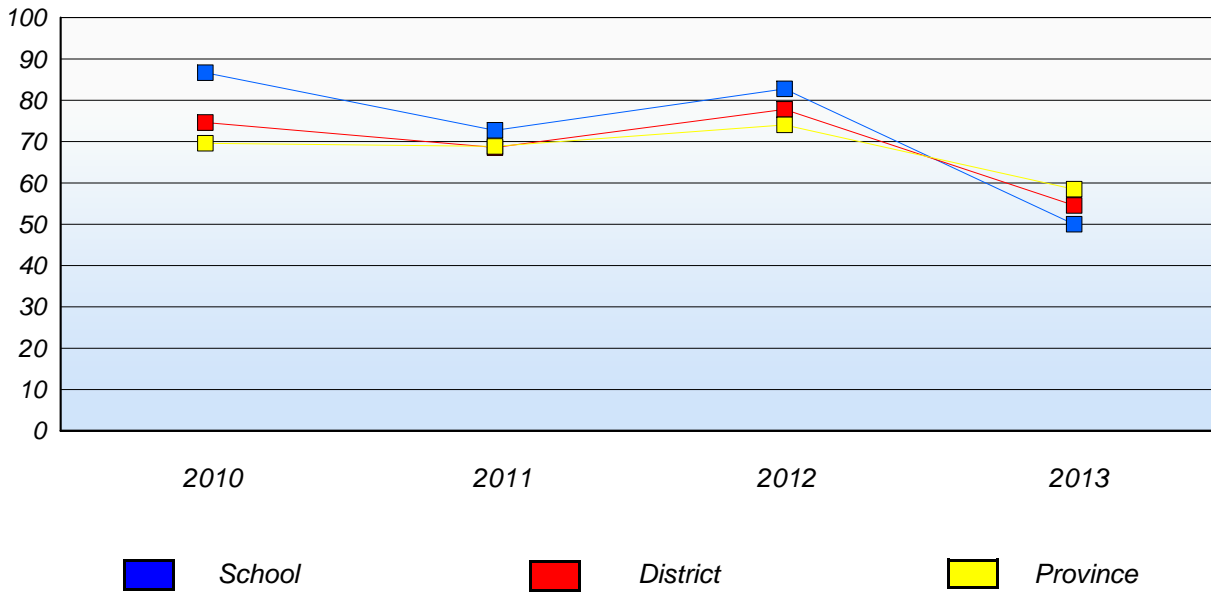


\* In some cases, CRT numbers may exceed AGR numbers based on late enrolments. Pie chart is based on the number of students who wrote the CRT.  
\* Mushuau Innu Natuashish School and Sheshatshiu Innu School are excluded from district and provincial results.

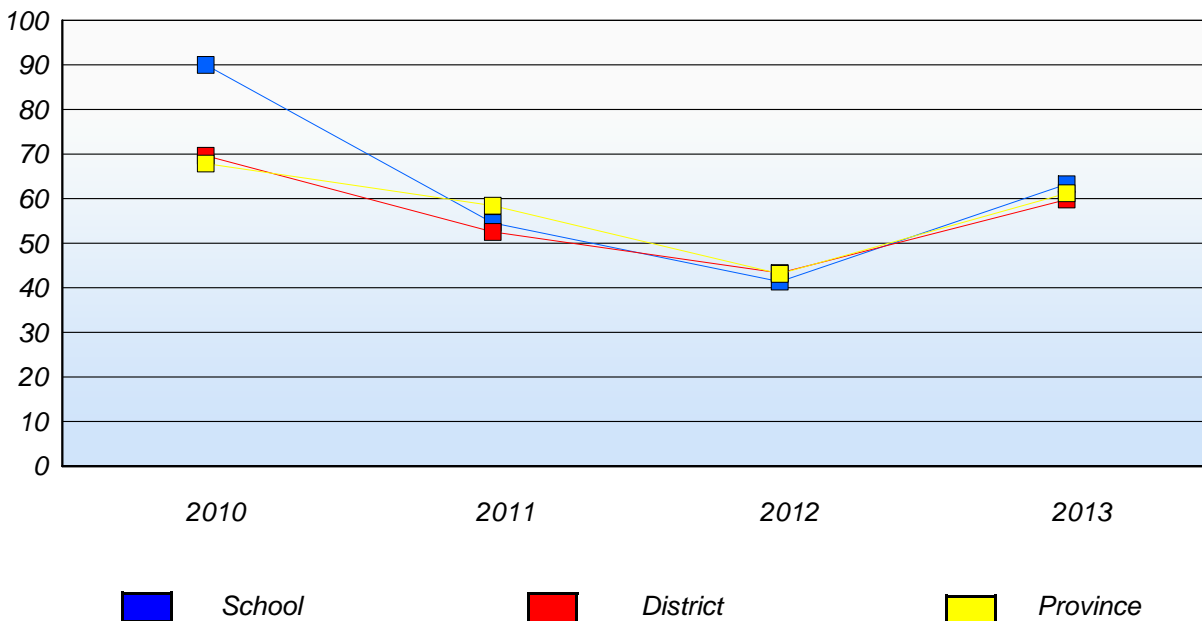
District 2 - Western

School #: 053 St. Anthony Elementary

**Demand Writing**  
Percentage of students at level 3 or above (2010 - 2013)



**Reading**  
Percentage of students at level 3 or above (2010 - 2013)



\* In some cases, CRT numbers may exceed AGR numbers based on late enrolments. Pie chart is based on the number of students who wrote the CRT.

\* Mushuau Innu Natuashish School and Sheshatshiu Innu School are excluded from district and provincial results.



District 2 - Western

School #: 054 St. Lewis Academy

**Demand Writing**

**School**

**District**

**Province**

Creative Writing

Persuasive Writing

Creative Writing

Persuasive Writing

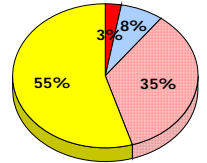
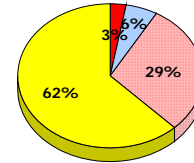
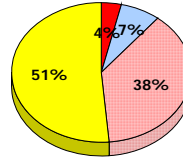
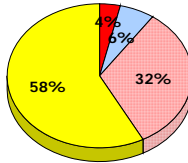
Creative Writing

Persuasive Writing

**2013**

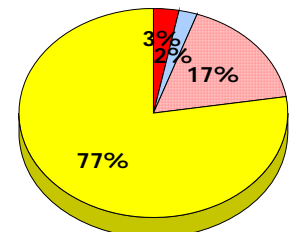
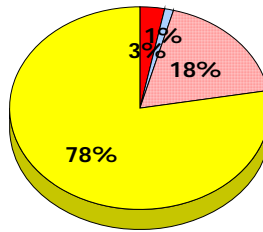
School data with 5 or fewer students withheld for reasons of confidentiality.

Apr 30, 2013 (2)



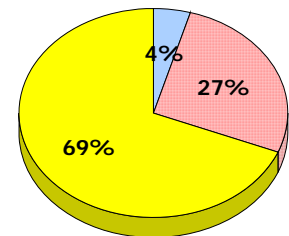
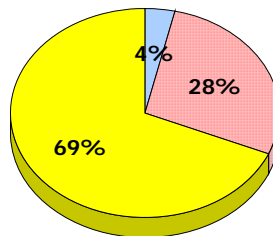
**2012**

Apr 30, 2012 (1)



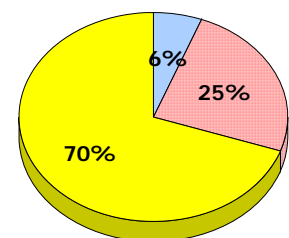
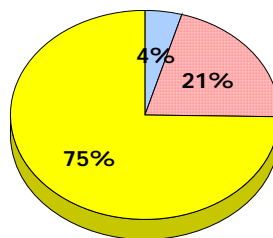
**2011**

AGR (2)



**2010**

AGR (2)



Exemption

Unknown

Not Yet Meeting

Meeting or Exceeding

\* In some cases, CRT numbers may exceed AGR numbers based on late enrolments. Pie chart is based on the number of students who wrote the CRT.  
\* Mushuau Innu Natuashish School and Sheshatshiu Innu School are excluded from district and provincial results.

Primary English Language Arts  
4 Year Provincial Assessment, June 2013  
Student Population Report  
(average scores)

District 2 - Western

School #: 054 St. Lewis Academy

**Reading**

**School**

**District**

**Province**

Non - Fiction

Fiction

Non - Fiction

Fiction

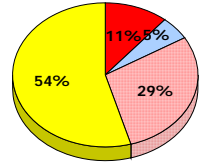
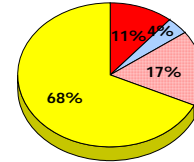
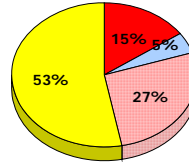
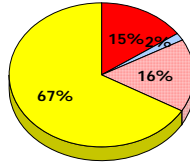
Non - Fiction

Fiction

**2013**

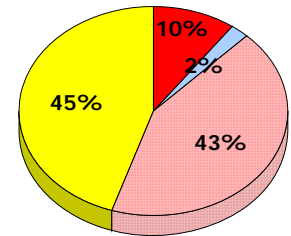
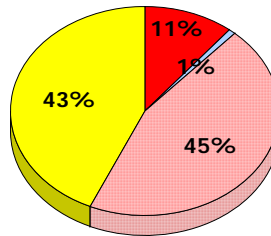
Apr 30,  
2013 (2)

School data with 5 or fewer students  
withheld for reasons of confidentiality.



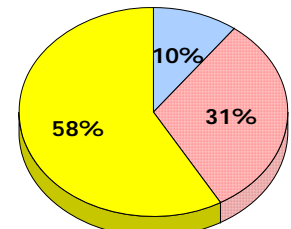
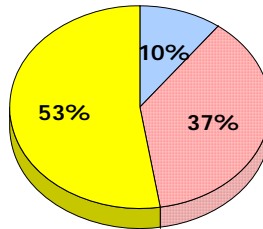
**2012**

Apr 30,  
2012 (1)



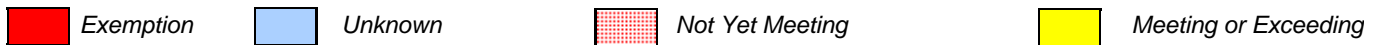
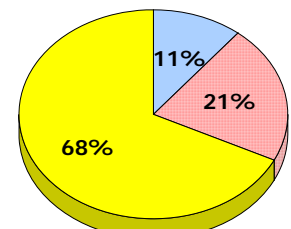
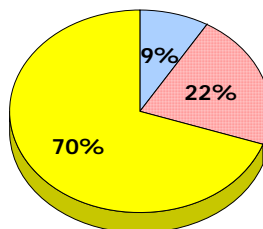
**2011**

AGR (2)



**2010**

AGR (2)



\* In some cases, CRT numbers may exceed AGR numbers based on late enrolments. Pie chart is based on the number of students who wrote the CRT.  
 \* Mushuau Innu Natuashish School and Sheshatshiu Innu School are excluded from district and provincial results.

District 2 - Western

School #: 054 St. Lewis Academy

**Demand Writing**

*Percentage of students at level 3 or above (2010 - 2013)*

*School data with 5 or fewer students withheld for reasons of confidentiality.*



**Reading**

*Percentage of students at level 3 or above (2010 - 2013)*

*School data with 5 or fewer students withheld for reasons of confidentiality.*



\* In some cases, CRT numbers may exceed AGR numbers based on late enrolments. Pie chart is based on the number of students who wrote the CRT.

\* Mushuau Innu Natuashish School and Sheshatshiu Innu School are excluded from district and provincial results.

District 2 - Western

School #: 057 St. Peter's Academy

**Demand Writing**

**School**

**District**

**Province**

Creative Writing

Persuasive Writing

Creative Writing

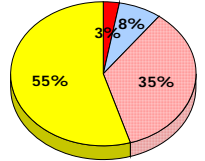
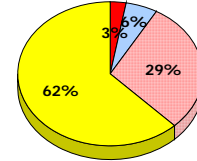
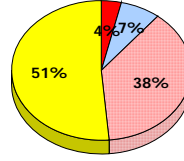
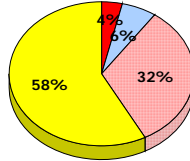
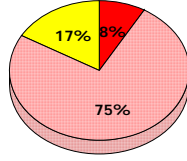
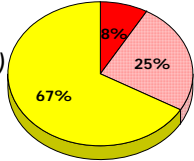
Persuasive Writing

Creative Writing

Persuasive Writing

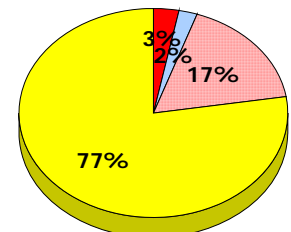
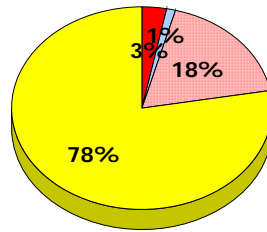
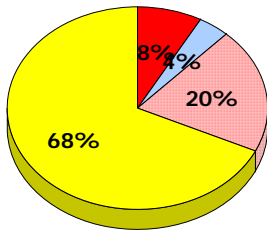
**2013**

Apr 30, 2013 (12)



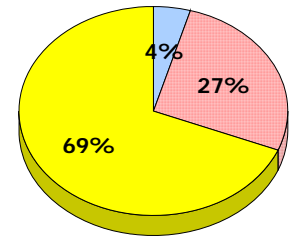
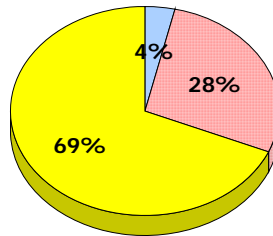
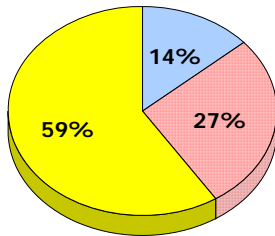
**2012**

Apr 30, 2012 (25)



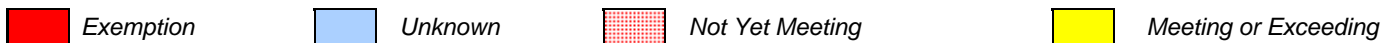
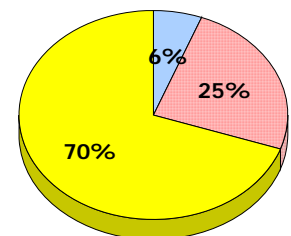
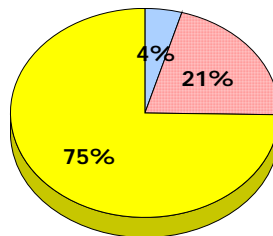
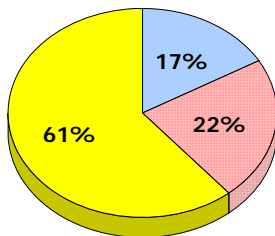
**2011**

AGR (22)



**2010**

AGR (18)



\* In some cases, CRT numbers may exceed AGR numbers based on late enrolments. Pie chart is based on the number of students who wrote the CRT.  
\* Mushuau Innu Natuashish School and Sheshatshiu Innu School are excluded from district and provincial results.

District 2 - Western

School #: 057 St. Peter's Academy

**Reading**

**School**

**District**

**Province**

Non - Fiction

Fiction

Non - Fiction

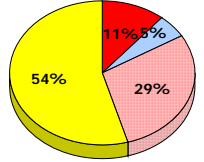
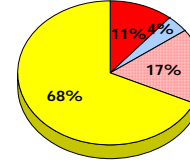
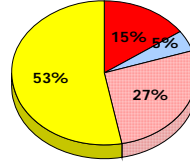
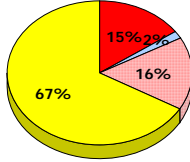
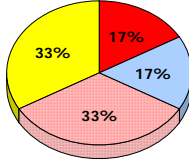
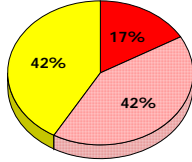
Fiction

Non - Fiction

Fiction

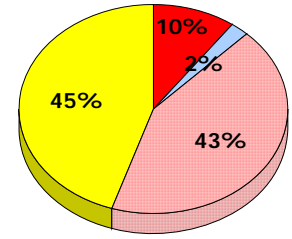
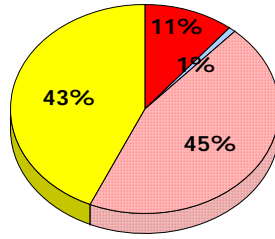
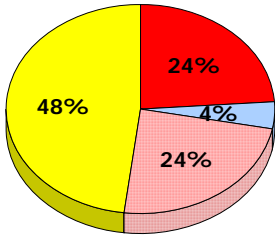
**2013**

Apr 30,  
2013 (12)



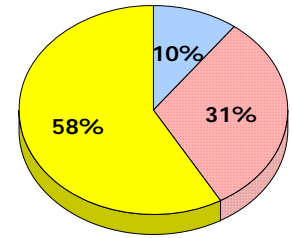
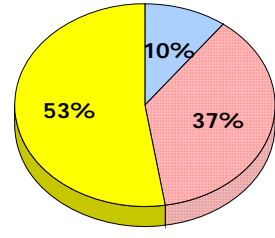
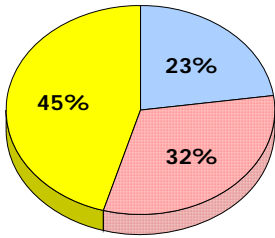
**2012**

Apr 30,  
2012 (25)



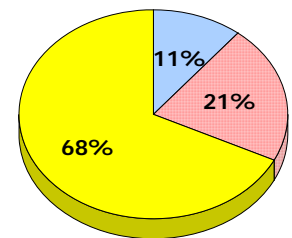
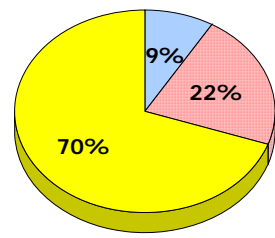
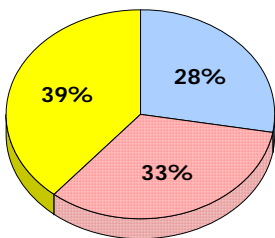
**2011**

AGR (22)



**2010**

AGR (18)



■ Exemption    
 ■ Unknown    
 ■ Not Yet Meeting    
 ■ Meeting or Exceeding

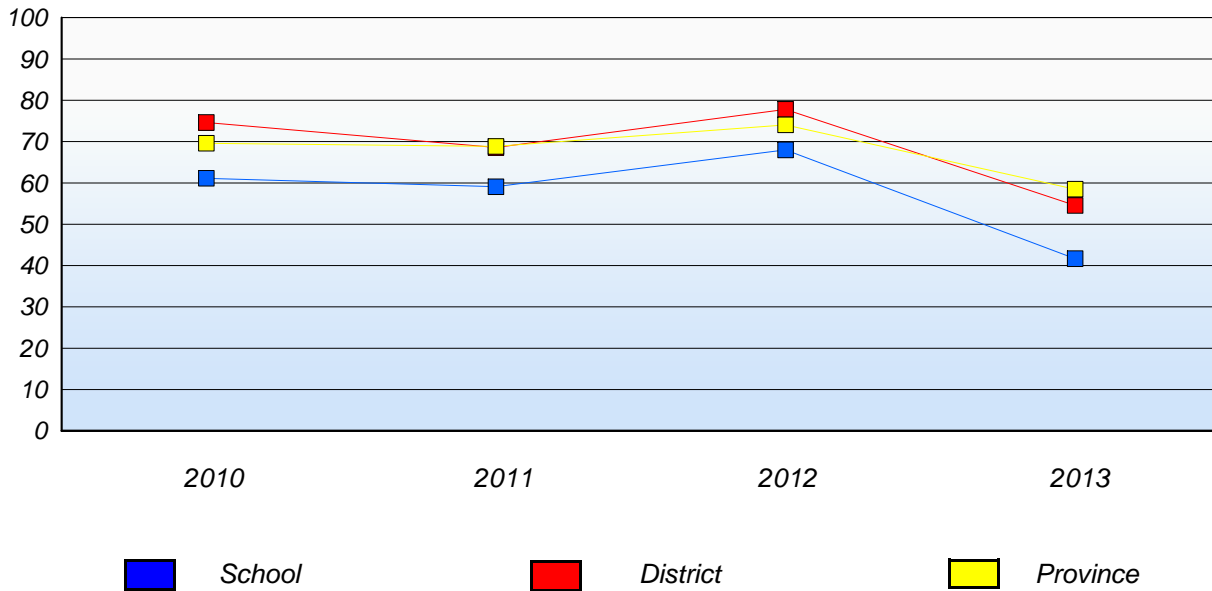
\* In some cases, CRT numbers may exceed AGR numbers based on late enrolments. Pie chart is based on the number of students who wrote the CRT.  
 \* Mushuau Innu Natuashish School and Sheshatshiu Innu School are excluded from district and provincial results.

District 2 - Western

School #: 057 St. Peter's Academy

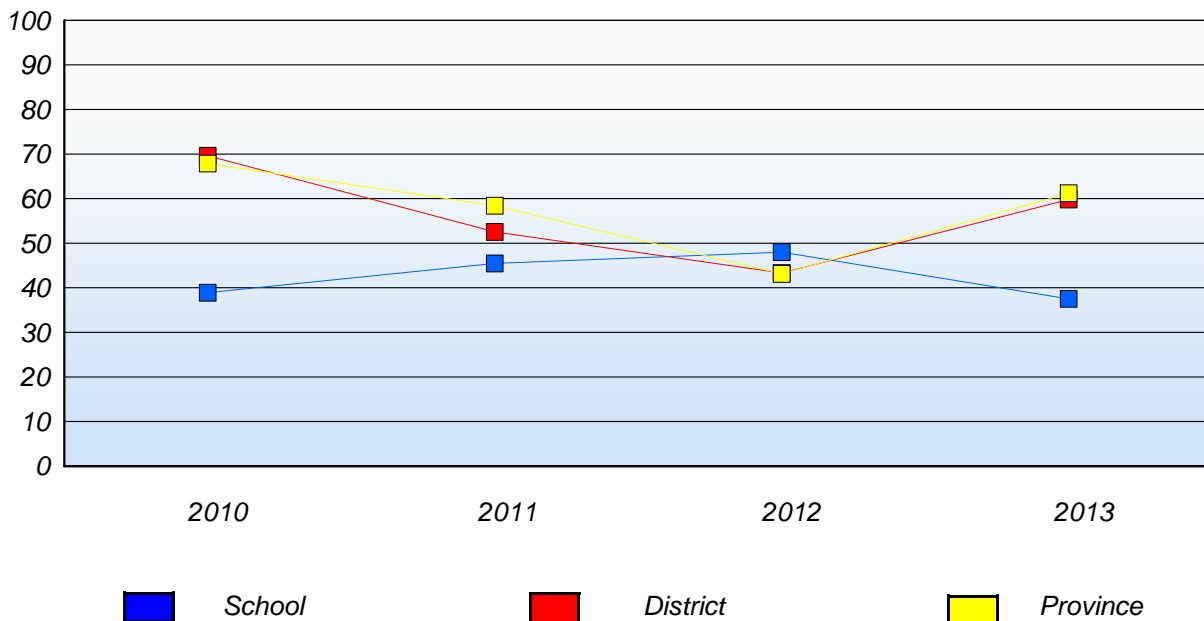
**Demand Writing**

Percentage of students at level 3 or above (2010 - 2013)



**Reading**

Percentage of students at level 3 or above (2010 - 2013)



\* In some cases, CRT numbers may exceed AGR numbers based on late enrolments. Pie chart is based on the number of students who wrote the CRT.

\* Mushuau Innu Natuashish School and Sheshatshiu Innu School are excluded from district and provincial results.

District 2 - Western

School #: 060 C.C. Loughlin Elementary

**Demand Writing**

**School**

**District**

**Province**

Creative Writing

Persuasive Writing

Creative Writing

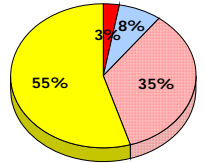
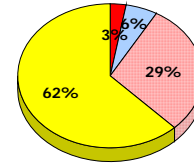
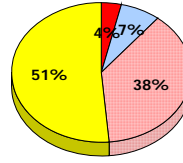
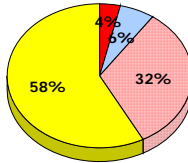
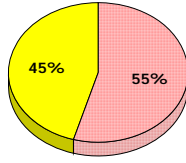
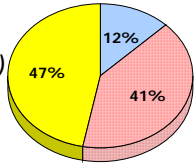
Persuasive Writing

Creative Writing

Persuasive Writing

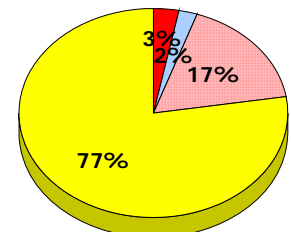
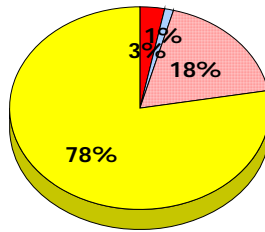
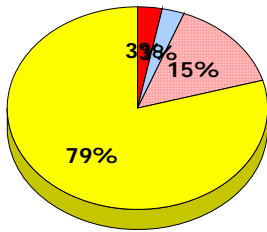
**2013**

Apr 30, 2013 (32)



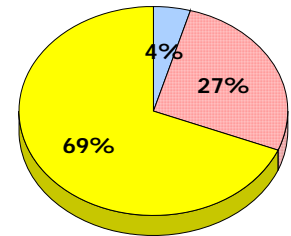
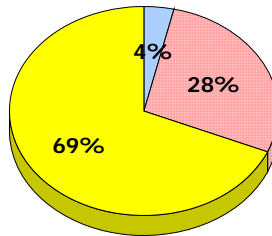
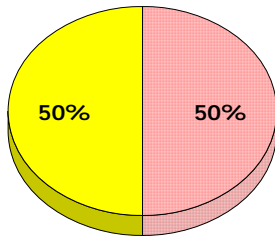
**2012**

Apr 30, 2012 (34)



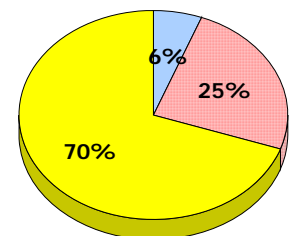
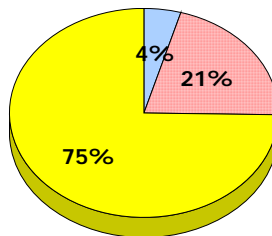
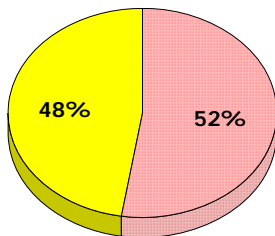
**2011**

AGR (31)



**2010**

AGR (21)



\* In some cases, CRT numbers may exceed AGR numbers based on late enrolments. Pie chart is based on the number of students who wrote the CRT.  
 \* Mushuau Innu Natuashish School and Sheshatshiu Innu School are excluded from district and provincial results.

District 2 - Western

School #: 060 C.C. Loughlin Elementary

**Reading**

**School**

**District**

**Province**

Non - Fiction

Fiction

Non - Fiction

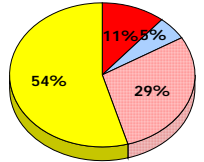
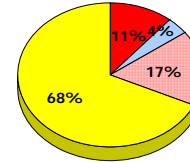
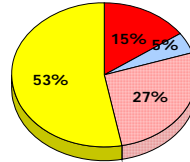
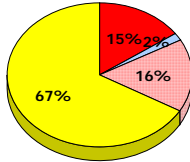
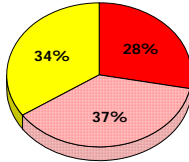
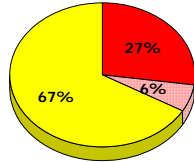
Fiction

Non - Fiction

Fiction

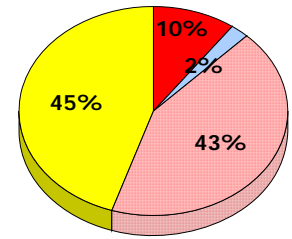
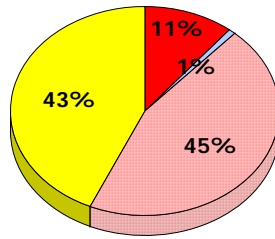
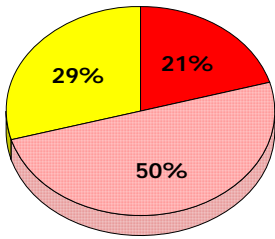
**2013**

Apr 30,  
2013 (32)



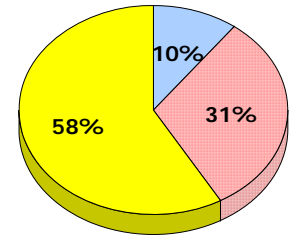
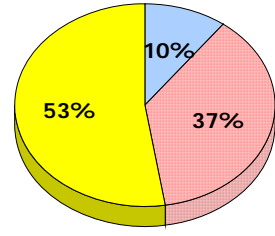
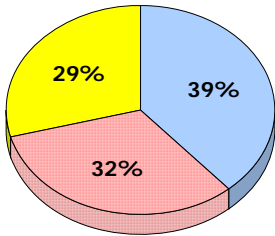
**2012**

Apr 30,  
2012 (34)



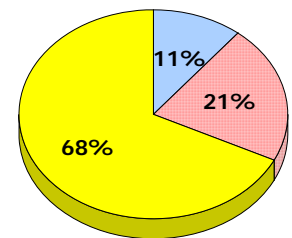
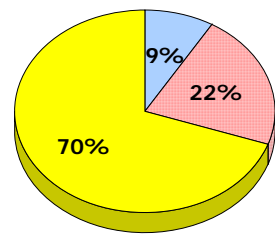
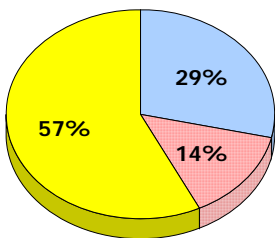
**2011**

AGR (31)



**2010**

AGR (21)



■ Exemption    
 ■ Unknown    
 ■ Not Yet Meeting    
 ■ Meeting or Exceeding

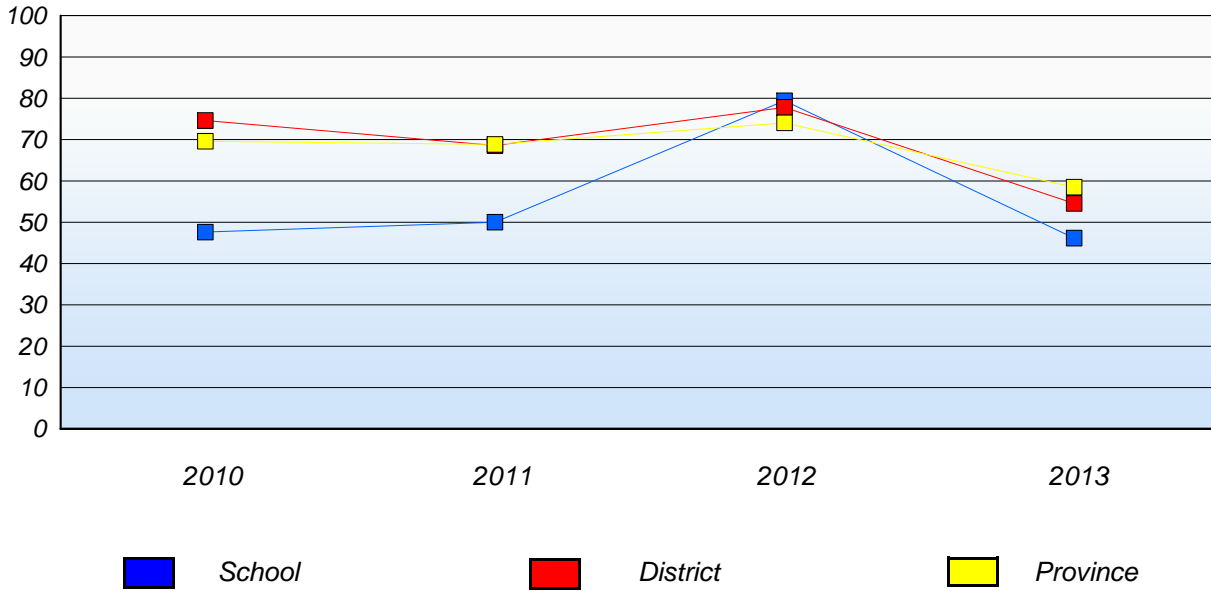
\* In some cases, CRT numbers may exceed AGR numbers based on late enrolments. Pie chart is based on the number of students who wrote the CRT.  
 \* Mushuau Innu Natuashish School and Sheshatshiu Innu School are excluded from district and provincial results.



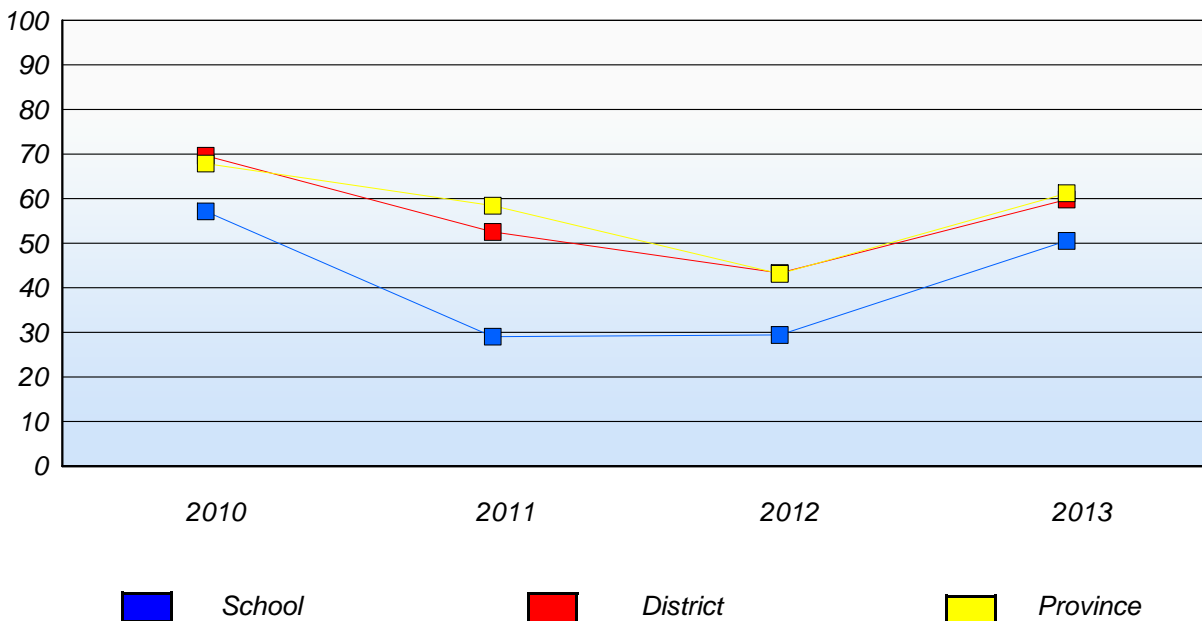
District 2 - Western

School #: 060 C.C. Loughlin Elementary

**Demand Writing**  
Percentage of students at level 3 or above (2010 - 2013)



**Reading**  
Percentage of students at level 3 or above (2010 - 2013)



\* In some cases, CRT numbers may exceed AGR numbers based on late enrolments. Pie chart is based on the number of students who wrote the CRT.

\* Mushuau Innu Natuashish School and Sheshatshiu Innu School are excluded from district and provincial results.

District 2 - Western

School #: 065 Humber Elementary

**Demand Writing**

**School**

**District**

**Province**

Creative Writing

Persuasive Writing

Creative Writing

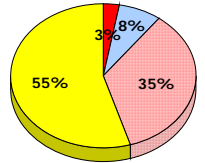
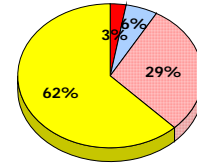
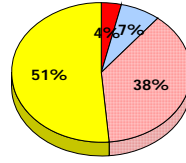
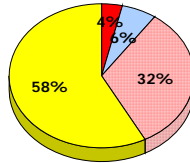
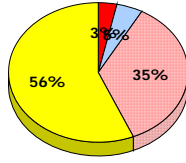
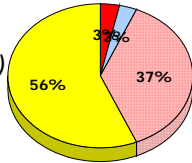
Persuasive Writing

Creative Writing

Persuasive Writing

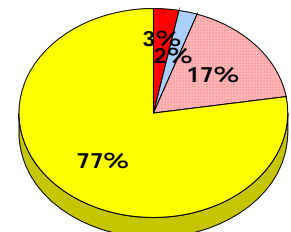
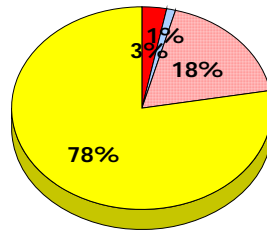
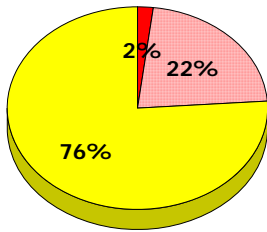
**2013**

Apr 30, 2013 (62)



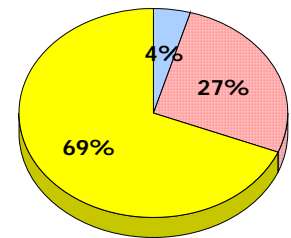
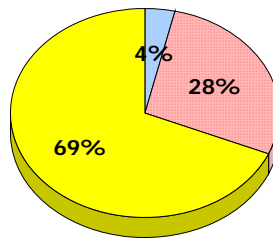
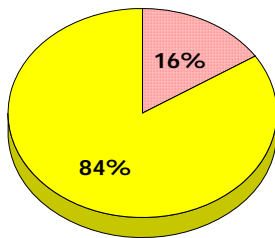
**2012**

Apr 30, 2012 (50)



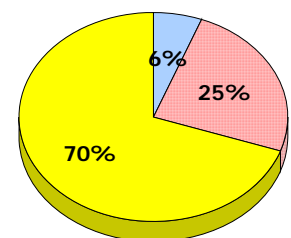
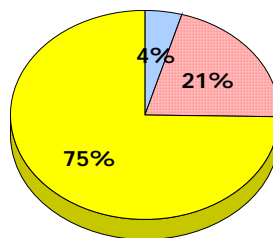
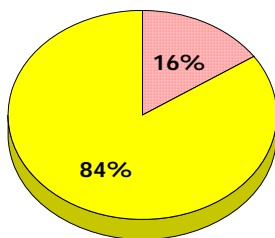
**2011**

AGR (63)



**2010**

AGR (58)



■ Exemption     
 ■ Unknown     
  Not Yet Meeting     
 ■ Meeting or Exceeding

\* In some cases, CRT numbers may exceed AGR numbers based on late enrolments. Pie chart is based on the number of students who wrote the CRT.  
 \* Mushuau Innu Natuashish School and Sheshatshiu Innu School are excluded from district and provincial results.

Primary English Language Arts  
4 Year Provincial Assessment, June 2013  
Student Population Report  
(average scores)

District 2 - Western

School #: 065 Humber Elementary

**Reading**

**School**

**District**

**Province**

Non - Fiction

Fiction

Non - Fiction

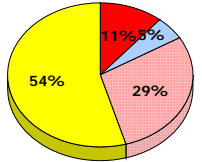
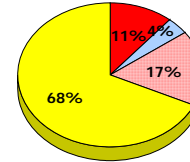
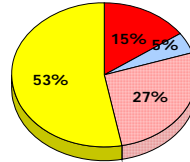
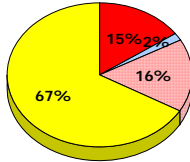
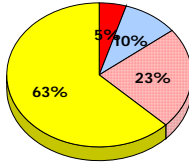
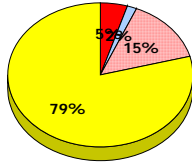
Fiction

Non - Fiction

Fiction

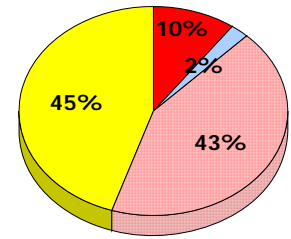
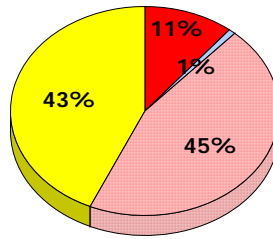
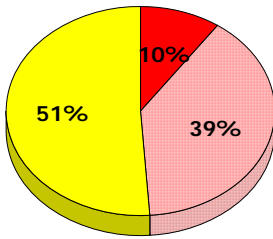
**2013**

Apr 30,  
2013 (62)



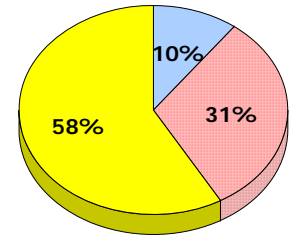
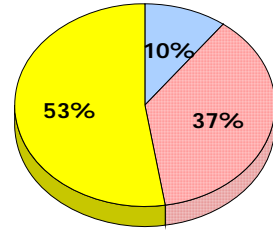
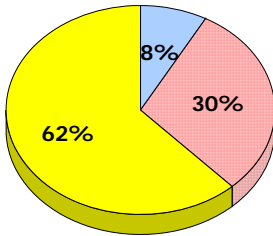
**2012**

Apr 30,  
2012 (50)



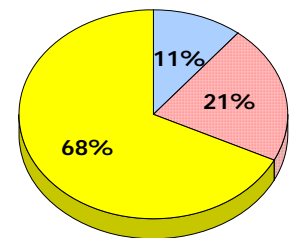
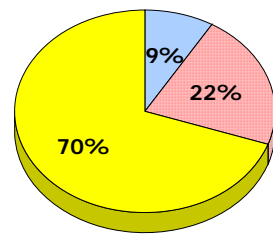
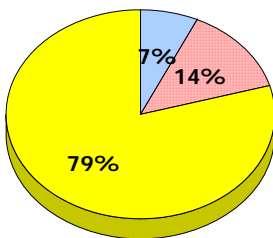
**2011**

AGR (63)



**2010**

AGR (58)



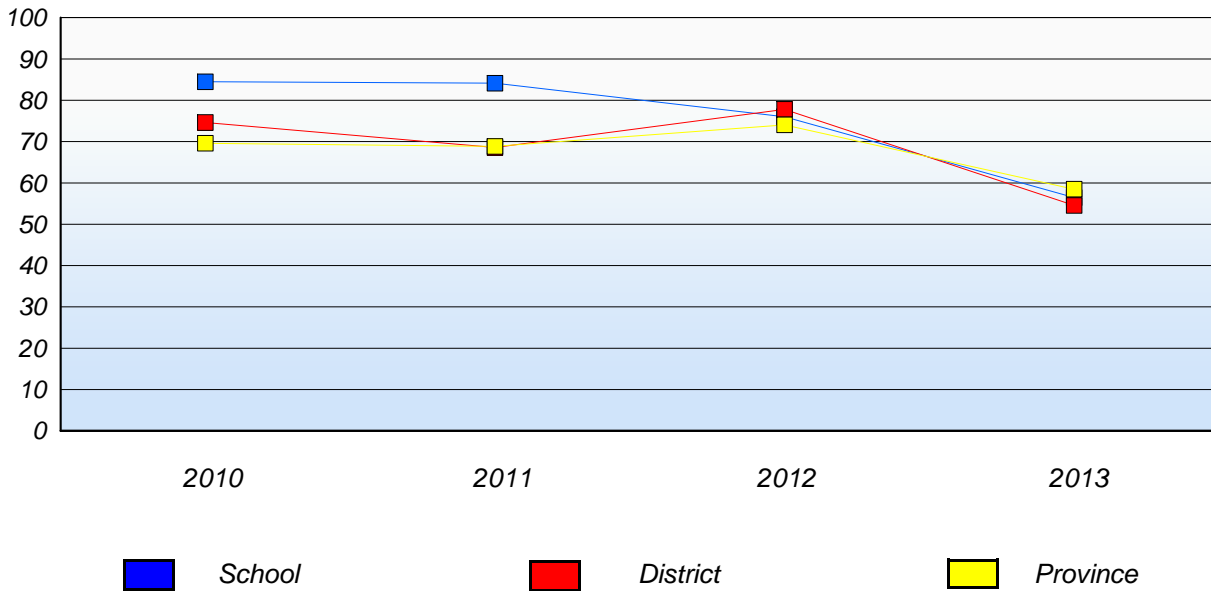
■ Exemption   
 ■ Unknown   
 ■ Not Yet Meeting   
 ■ Meeting or Exceeding

\* In some cases, CRT numbers may exceed AGR numbers based on late enrolments. Pie chart is based on the number of students who wrote the CRT.  
 \* Mushuau Innu Natuashish School and Sheshatshiu Innu School are excluded from district and provincial results.

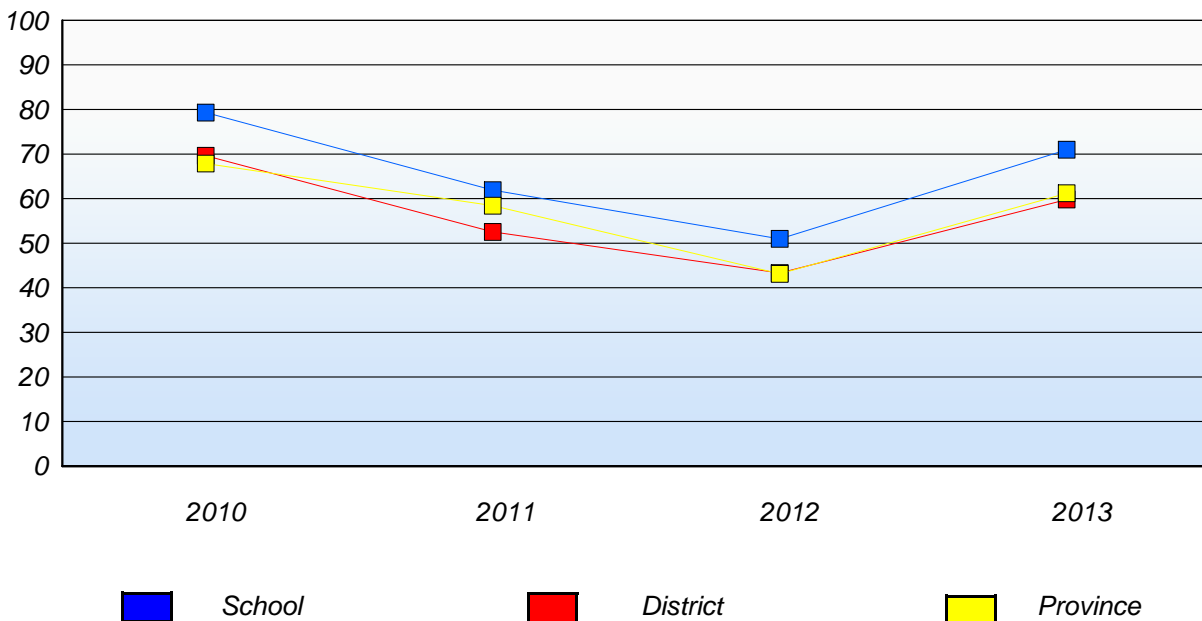
District 2 - Western

School #: 065 Humber Elementary

**Demand Writing**  
Percentage of students at level 3 or above (2010 - 2013)



**Reading**  
Percentage of students at level 3 or above (2010 - 2013)



\* In some cases, CRT numbers may exceed AGR numbers based on late enrolments. Pie chart is based on the number of students who wrote the CRT.

\* Mushuau Innu Natuashish School and Sheshatshiu Innu School are excluded from district and provincial results.

District 2 - Western

School #: 066 J.J. Curling Elementary

**Demand Writing**

**School**

**District**

**Province**

Creative Writing

Persuasive Writing

Creative Writing

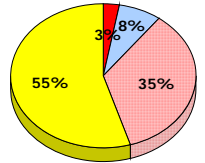
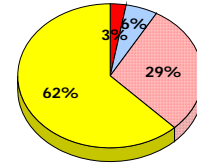
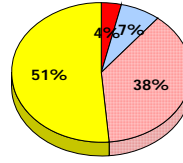
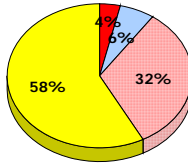
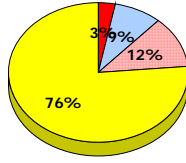
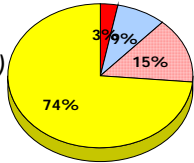
Persuasive Writing

Creative Writing

Persuasive Writing

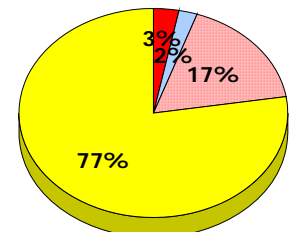
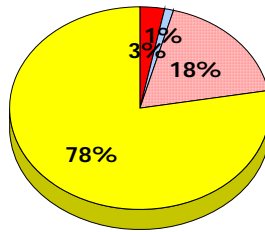
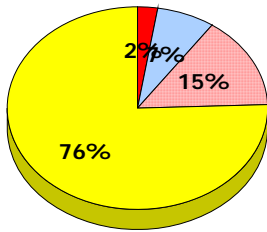
**2013**

Apr 30, 2013 (34)



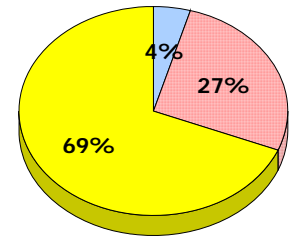
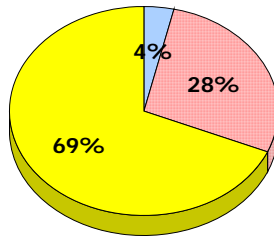
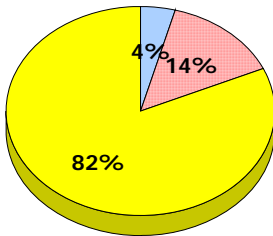
**2012**

Apr 30, 2012 (41)



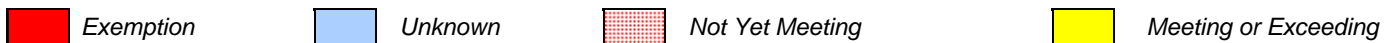
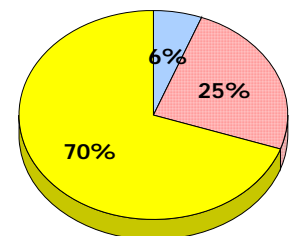
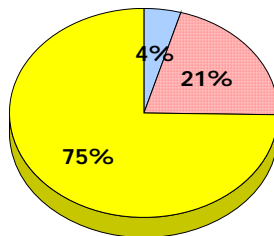
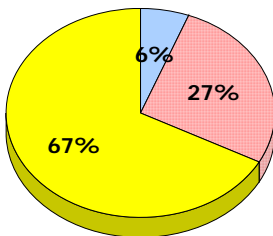
**2011**

AGR (49)



**2010**

AGR (52)



\* In some cases, CRT numbers may exceed AGR numbers based on late enrolments. Pie chart is based on the number of students who wrote the CRT.  
\* Mushuau Innu Natuashish School and Sheshatshiu Innu School are excluded from district and provincial results.

District 2 - Western

School #: 066 J.J. Curling Elementary

**Reading**

**School**

**District**

**Province**

Non - Fiction

Fiction

Non - Fiction

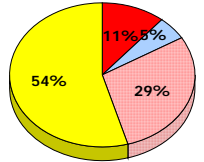
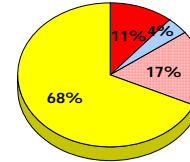
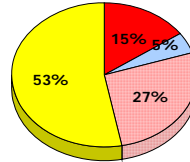
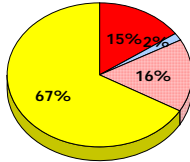
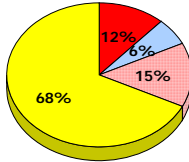
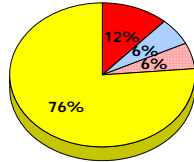
Fiction

Non - Fiction

Fiction

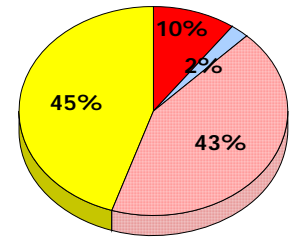
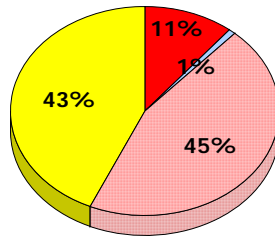
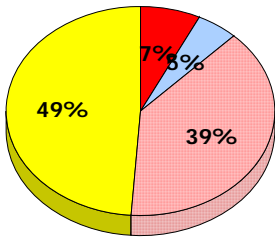
**2013**

Apr 30,  
2013 (34)



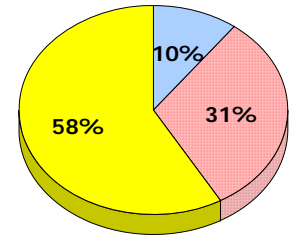
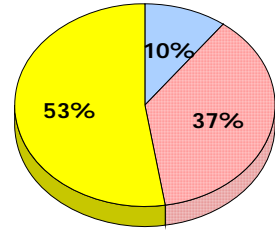
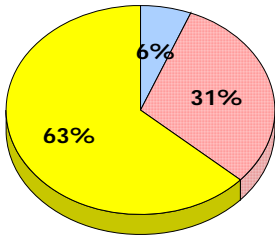
**2012**

Apr 30,  
2012 (41)



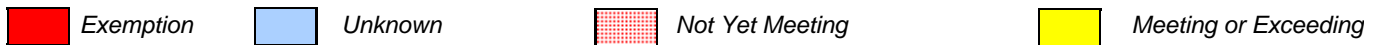
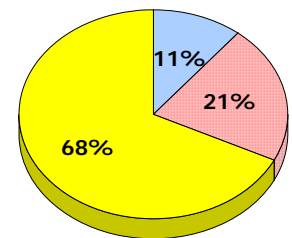
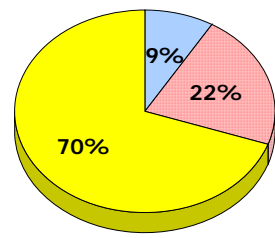
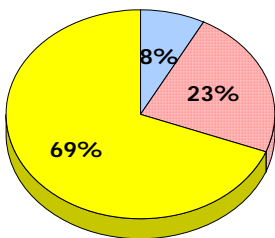
**2011**

AGR (49)



**2010**

AGR (52)



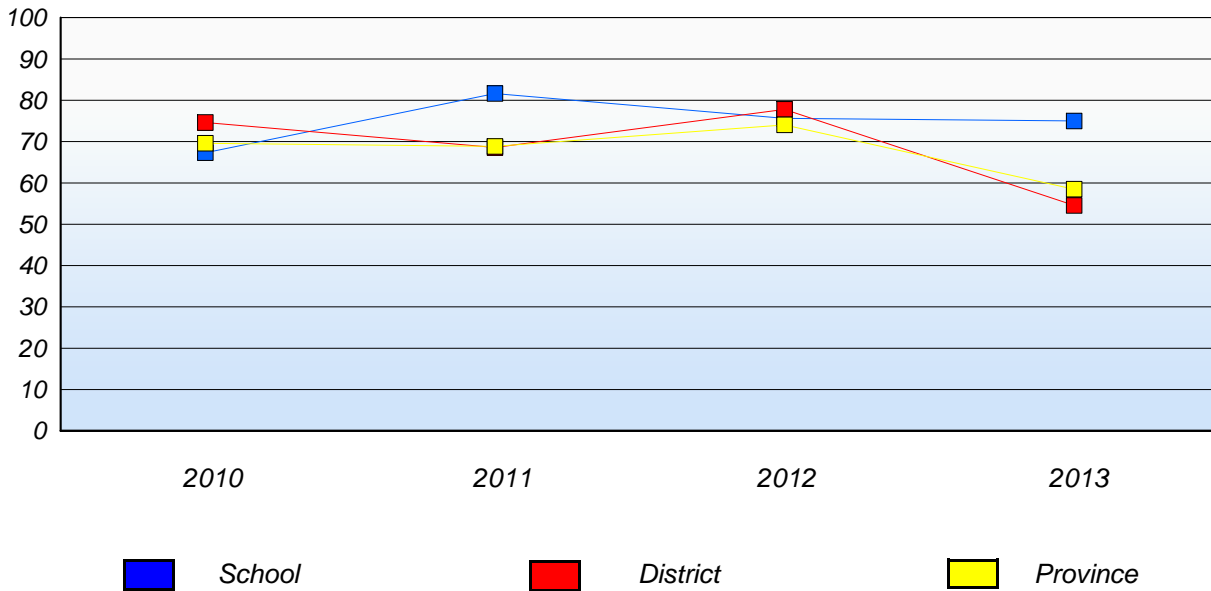
\* In some cases, CRT numbers may exceed AGR numbers based on late enrolments. Pie chart is based on the number of students who wrote the CRT.  
\* Mushuau Innu Natuashish School and Sheshatshiu Innu School are excluded from district and provincial results.

District 2 - Western

School #: 066 J.J. Curling Elementary

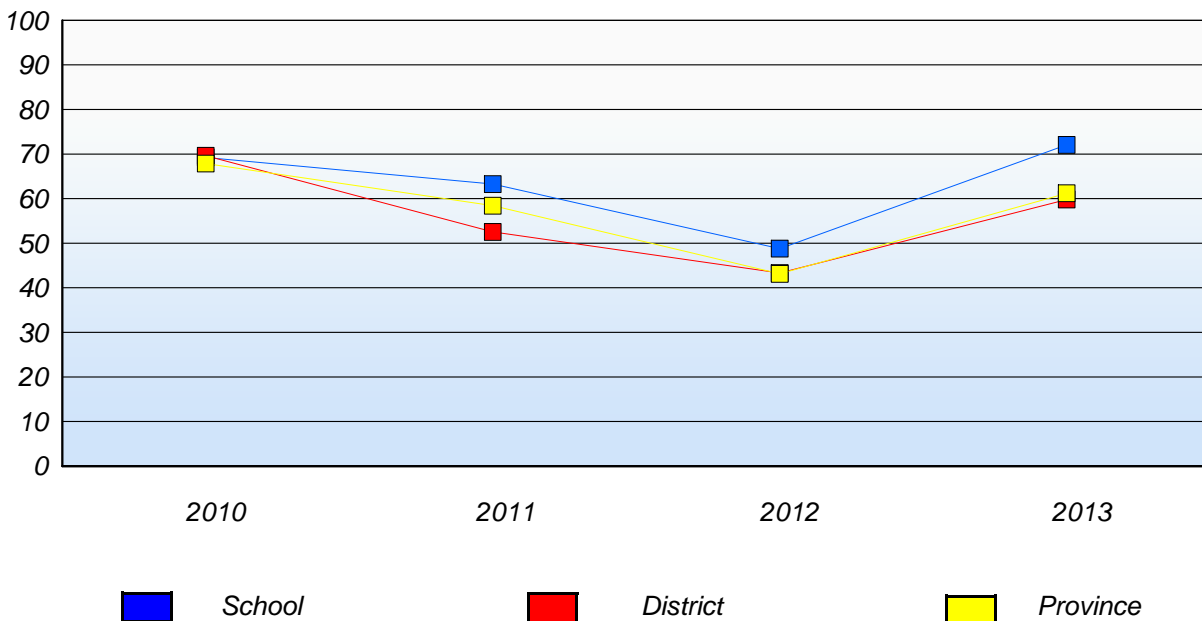
**Demand Writing**

Percentage of students at level 3 or above (2010 - 2013)



**Reading**

Percentage of students at level 3 or above (2010 - 2013)



\* In some cases, CRT numbers may exceed AGR numbers based on late enrolments. Pie chart is based on the number of students who wrote the CRT.

\* Mushuau Innu Natuashish School and Sheshatshiu Innu School are excluded from district and provincial results.

District 2 - Western

School #: 069 Sacred Heart Elementary

**Demand Writing**

**School**

**District**

**Province**

Creative Writing

Persuasive Writing

Creative Writing

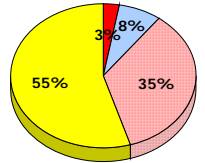
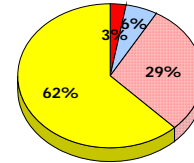
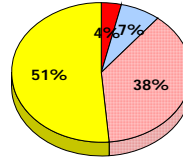
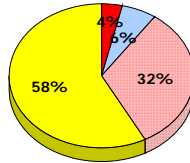
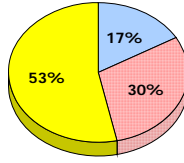
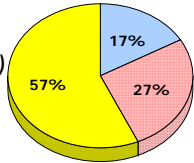
Persuasive Writing

Creative Writing

Persuasive Writing

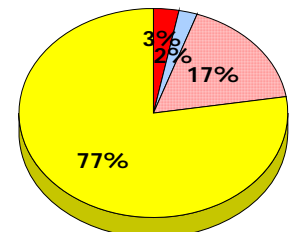
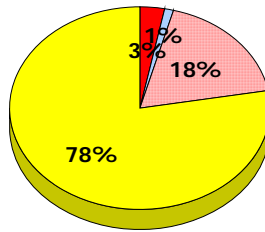
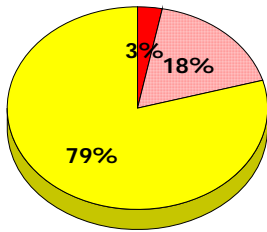
**2013**

Apr 30, 2013 (30)



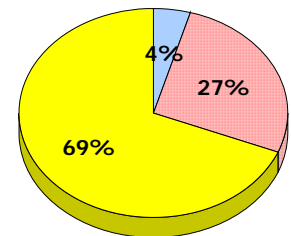
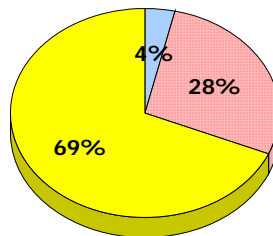
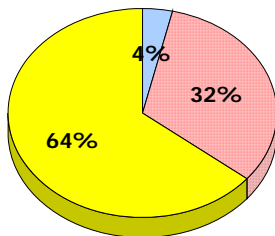
**2012**

Apr 30, 2012 (33)



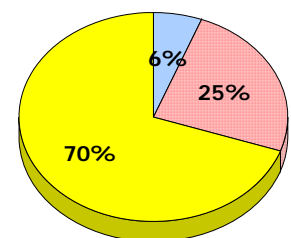
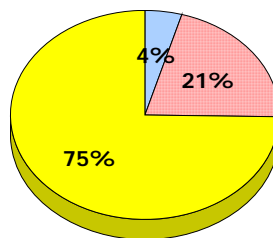
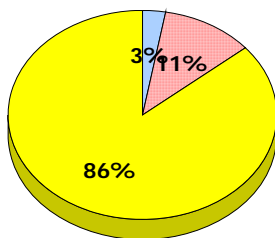
**2011**

AGR (28)



**2010**

AGR (36)



■ Exemption     
 ■ Unknown     
 ■ Not Yet Meeting     
 ■ Meeting or Exceeding

\* In some cases, CRT numbers may exceed AGR numbers based on late enrolments. Pie chart is based on the number of students who wrote the CRT.  
 \* Mushuau Innu Natuashish School and Sheshatshiu Innu School are excluded from district and provincial results.



District 2 - Western

School #: 069 Sacred Heart Elementary

**Reading**

**School**

**District**

**Province**

Non - Fiction

Fiction

Non - Fiction

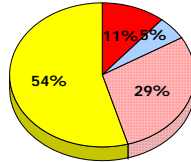
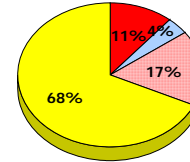
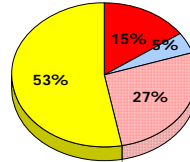
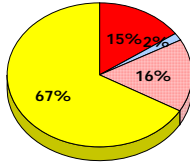
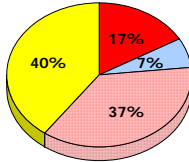
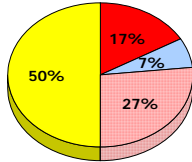
Fiction

Non - Fiction

Fiction

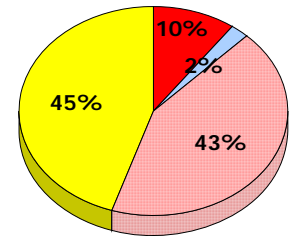
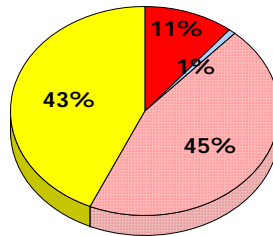
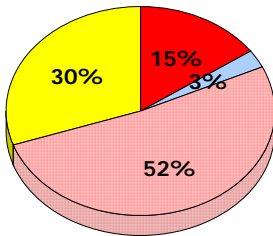
**2013**

Apr 30,  
2013 (30)



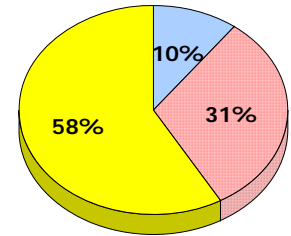
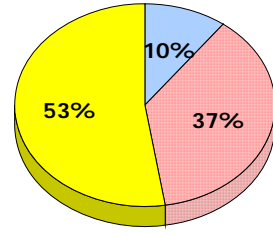
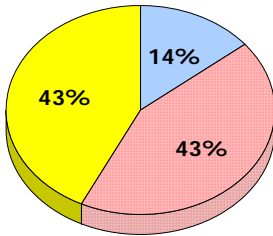
**2012**

Apr 30,  
2012 (33)



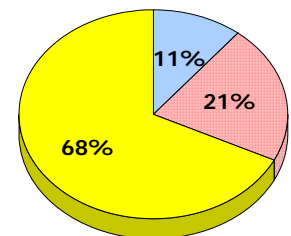
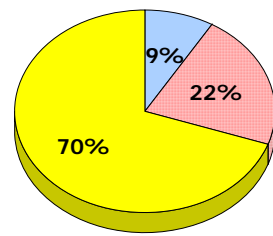
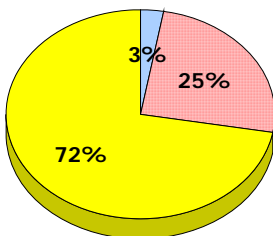
**2011**

AGR (28)



**2010**

AGR (36)



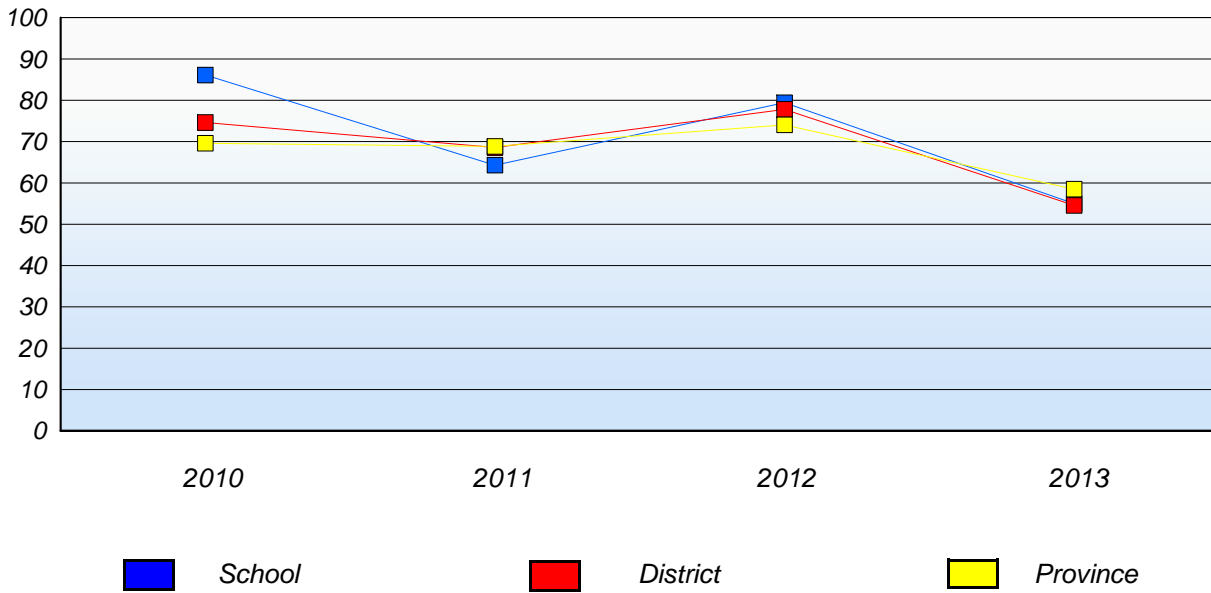
■ Exemption    
 ■ Unknown    
 ■ Not Yet Meeting    
 ■ Meeting or Exceeding

\* In some cases, CRT numbers may exceed AGR numbers based on late enrolments. Pie chart is based on the number of students who wrote the CRT.  
 \* Mushuau Innu Natuashish School and Sheshatshiu Innu School are excluded from district and provincial results.

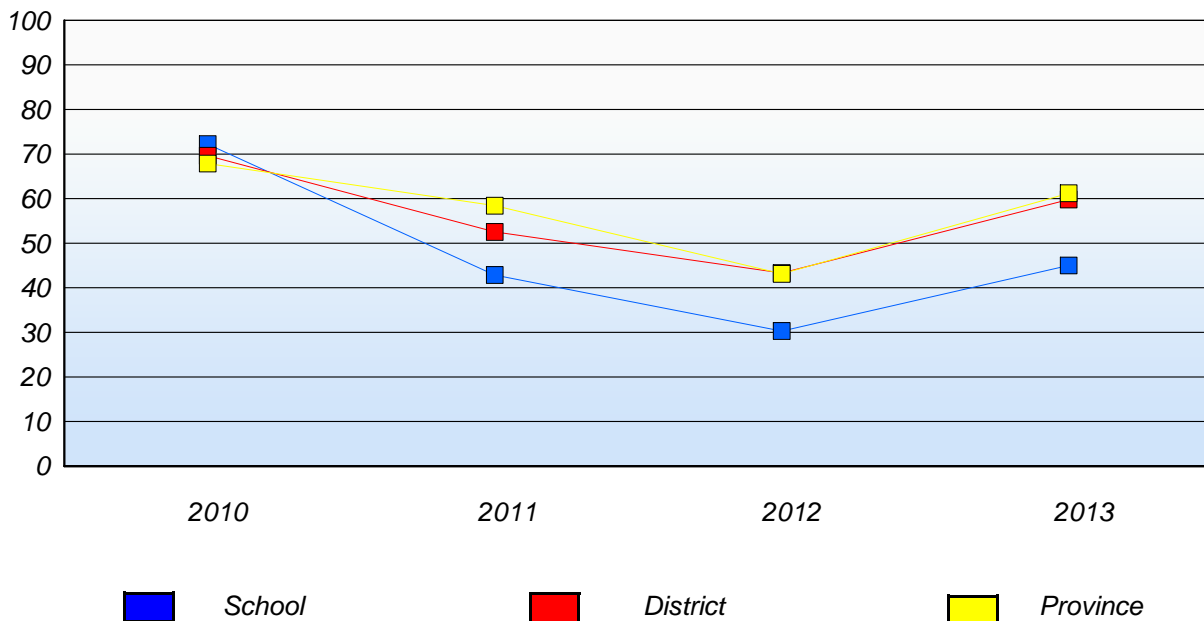
District 2 - Western

School #: 069 Sacred Heart Elementary

**Demand Writing**  
Percentage of students at level 3 or above (2010 - 2013)



**Reading**  
Percentage of students at level 3 or above (2010 - 2013)



\* In some cases, CRT numbers may exceed AGR numbers based on late enrolments. Pie chart is based on the number of students who wrote the CRT.

\* Mushuau Innu Natuashish School and Sheshatshiu Innu School are excluded from district and provincial results.

District 2 - Western

School #: 070 St. Gerard's Elementary

**Demand Writing**



\* In some cases, CRT numbers may exceed AGR numbers based on late enrolments. Pie chart is based on the number of students who wrote the CRT.

\* Mushuau Innu Natuashish School and Sheshatshiu Innu School are excluded from district and provincial results.

**Primary English Language Arts  
4 Year Provincial Assessment, June 2013  
Student Population Report  
(average scores)**

**District 2 - Western**

School #: 070 St. Gerard's Elementary

**Reading**

**School**

**District**

**Province**

*Non - Fiction*

*Fiction*

*Non - Fiction*

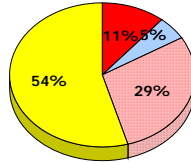
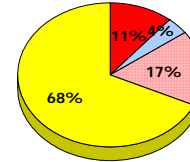
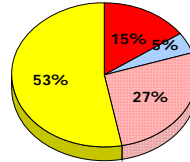
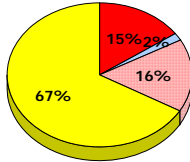
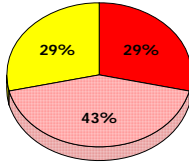
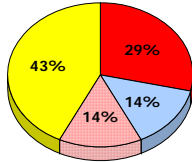
*Fiction*

*Non - Fiction*

*Fiction*

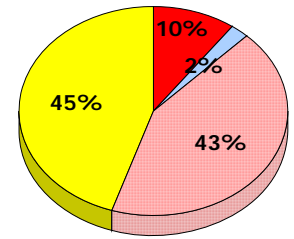
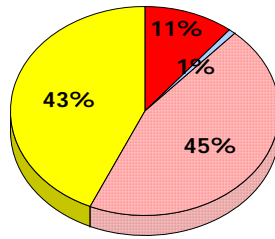
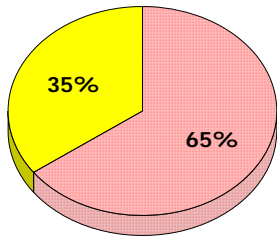
**2013**

Apr 30,  
2013 (7)



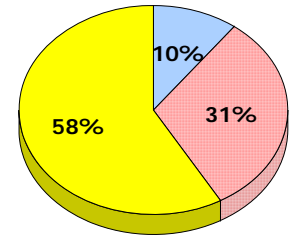
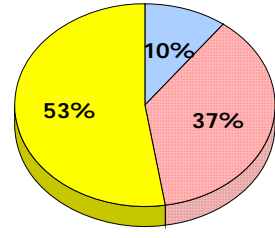
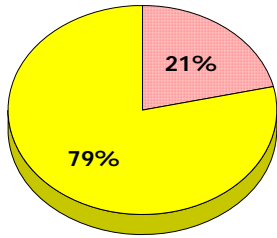
**2012**

Apr 30,  
2012 (20)



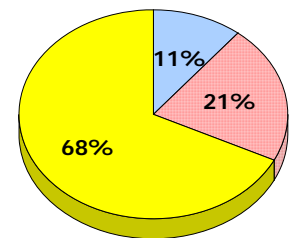
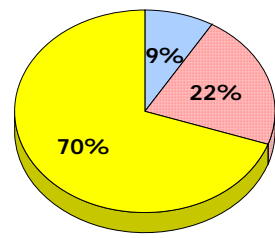
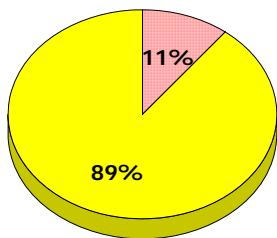
**2011**

AGR (14)



**2010**

AGR (19)



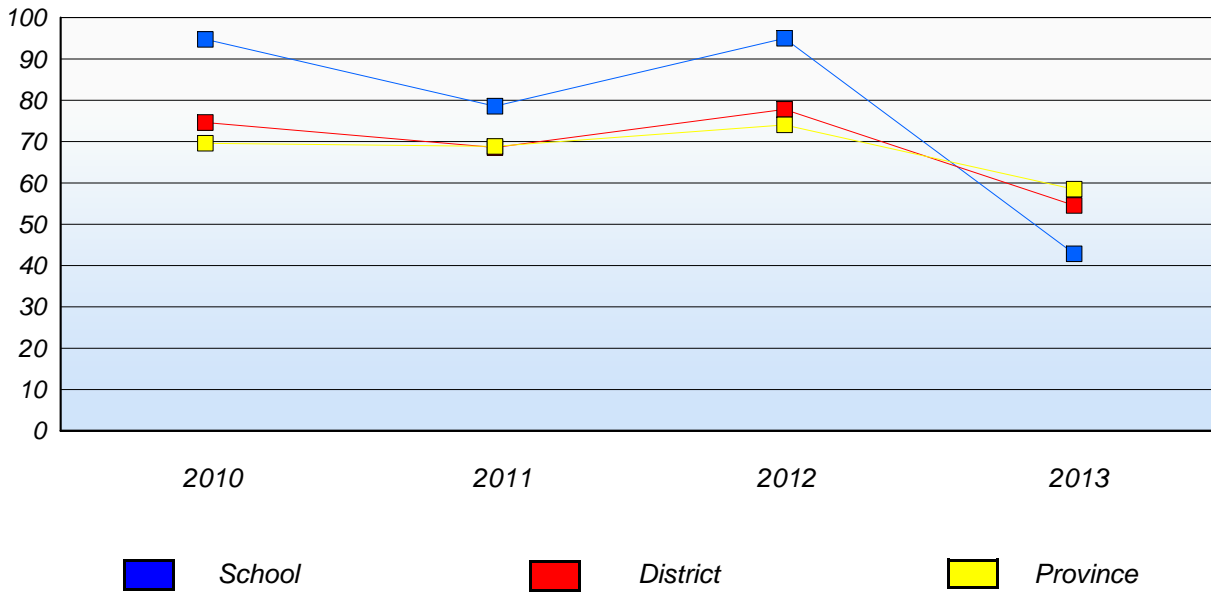
■ Exemption    
 ■ Unknown    
  Not Yet Meeting    
 ■ Meeting or Exceeding

\* In some cases, CRT numbers may exceed AGR numbers based on late enrolments. Pie chart is based on the number of students who wrote the CRT.  
 \* Mushuau Innu Natuashish School and Sheshatshiu Innu School are excluded from district and provincial results.

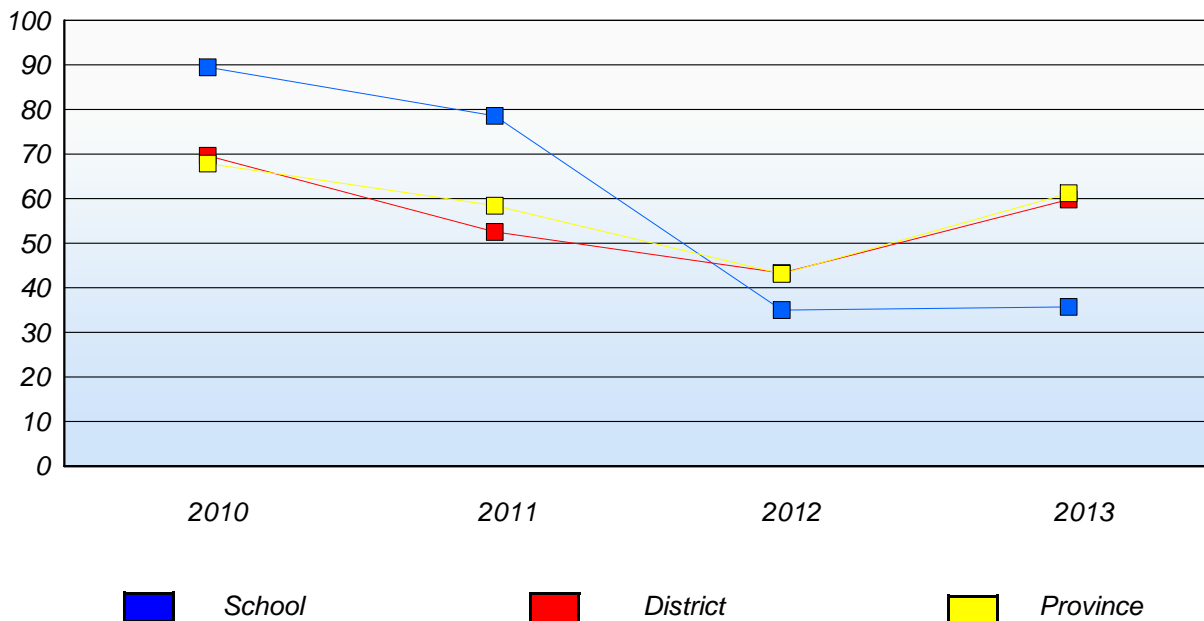
District 2 - Western

School #: 070 St. Gerard's Elementary

**Demand Writing**  
Percentage of students at level 3 or above (2010 - 2013)



**Reading**  
Percentage of students at level 3 or above (2010 - 2013)



\* In some cases, CRT numbers may exceed AGR numbers based on late enrolments. Pie chart is based on the number of students who wrote the CRT.

\* Mushuau Innu Natuashish School and Sheshatshiu Innu School are excluded from district and provincial results.

**Primary English Language Arts  
4 Year Provincial Assessment, June 2013  
Student Population Report**  
(average scores)

District 2 - Western

School #: 072 Holy Cross All Grade School

**Demand Writing**

**School**

**District**

**Province**

Creative Writing

Persuasive Writing

Creative Writing

Persuasive Writing

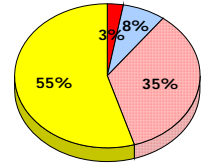
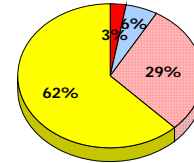
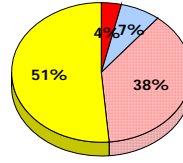
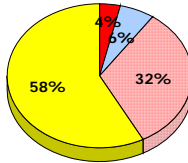
Creative Writing

Persuasive Writing

**2013**

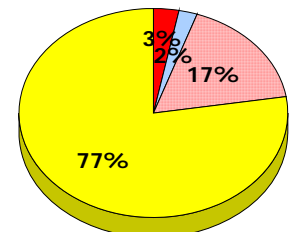
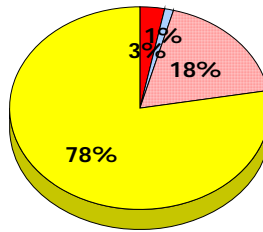
*School data with 5 or fewer students withheld for reasons of confidentiality.*

Apr 30, 2013 (2)



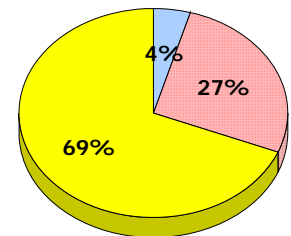
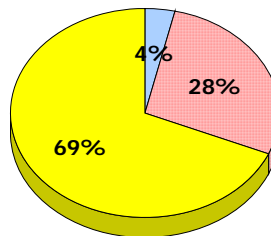
**2012**

Apr 30, 2012 (5)



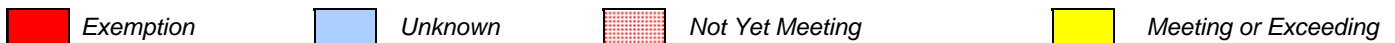
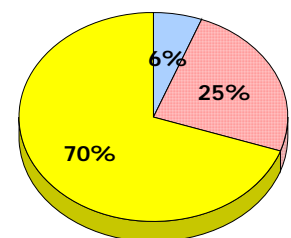
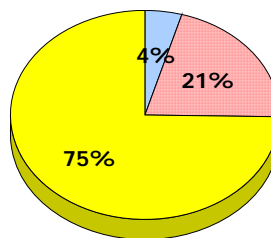
**2011**

AGR (2)



**2010**

AGR (2)



\* In some cases, CRT numbers may exceed AGR numbers based on late enrolments. Pie chart is based on the number of students who wrote the CRT.  
\* Mushuau Innu Natuashish School and Sheshatshiu Innu School are excluded from district and provincial results.

Primary English Language Arts  
4 Year Provincial Assessment, June 2013  
Student Population Report  
(average scores)

District 2 - Western

School #: 072 Holy Cross All Grade School

**Reading**

**School**

**District**

**Province**

Non - Fiction

Fiction

Non - Fiction

Fiction

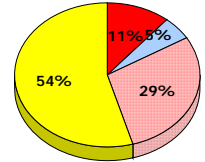
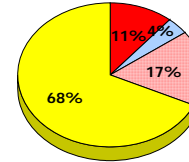
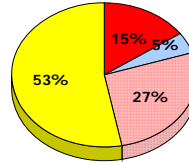
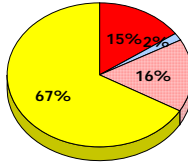
Non - Fiction

Fiction

**2013**

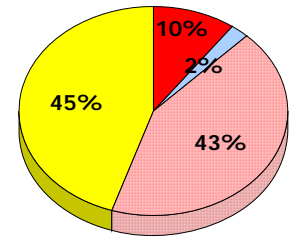
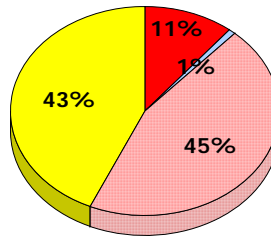
Apr 30,  
2013 (2)

School data with 5 or fewer students  
withheld for reasons of confidentiality.



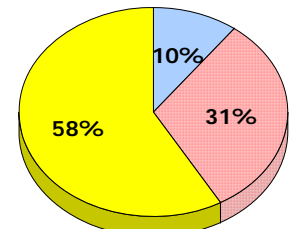
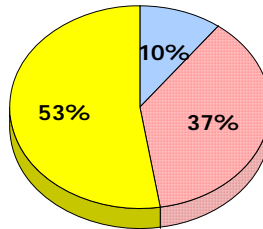
**2012**

Apr 30,  
2012 (5)



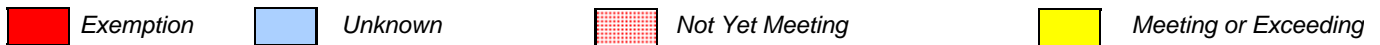
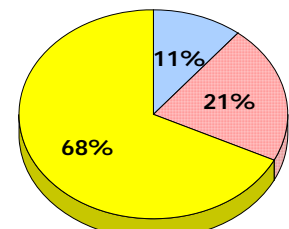
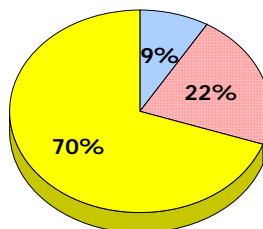
**2011**

AGR (2)



**2010**

AGR (2)



\* In some cases, CRT numbers may exceed AGR numbers based on late enrolments. Pie chart is based on the number of students who wrote the CRT.  
 \* Mushuau Innu Natuashish School and Sheshatshiu Innu School are excluded from district and provincial results.

**Primary English Language Arts  
4 Year Provincial Assessment, June 2013  
Student Population Report**  
(average scores)

District 2 - Western

School #: 072 Holy Cross All Grade School

**Demand Writing**

*Percentage of students at level 3 or above (2010 - 2013)*

*School data with 5 or fewer students withheld for reasons of confidentiality.*



**Reading**

*Percentage of students at level 3 or above (2010 - 2013)*

*School data with 5 or fewer students withheld for reasons of confidentiality.*



\* In some cases, CRT numbers may exceed AGR numbers based on late enrolments. Pie chart is based on the number of students who wrote the CRT.

\* Mushuau Innu Natuashish School and Sheshatshiu Innu School are excluded from district and provincial results.



District 2 - Western

School #: 075 Hampden Academy

***Demand Writing***

***School***

***District***

***Province***

*Creative Writing*

*Persuasive Writing*

*Creative Writing*

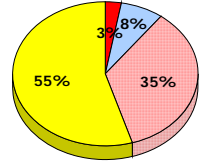
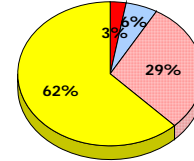
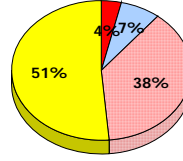
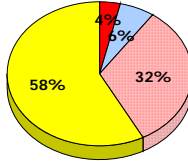
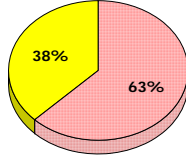
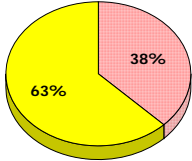
*Persuasive Writing*

*Creative Writing*

*Persuasive Writing*

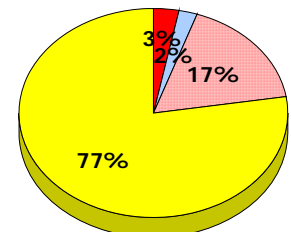
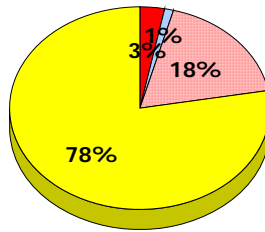
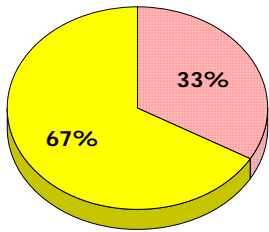
**2013**

Apr 30, 2013 (8)



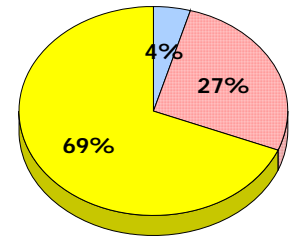
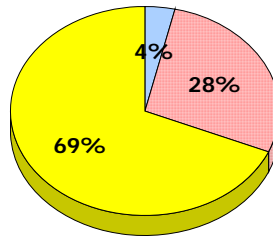
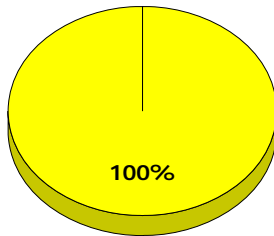
**2012**

Apr 30, 2012 (6)



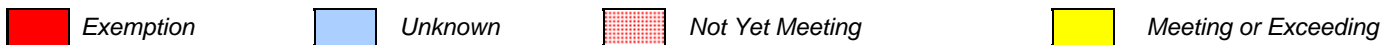
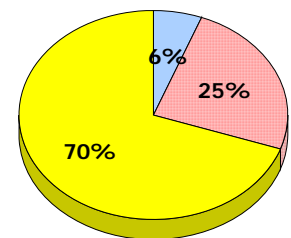
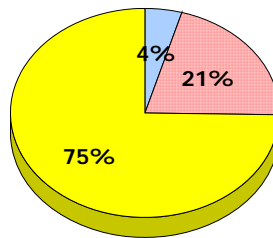
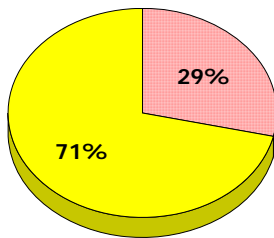
**2011**

AGR (3)



**2010**

AGR (7)



\* In some cases, CRT numbers may exceed AGR numbers based on late enrolments. Pie chart is based on the number of students who wrote the CRT.  
\* Mushuau Innu Natuashish School and Sheshatshiu Innu School are excluded from district and provincial results.

District 2 - Western

School #: 075 Hampden Academy

**Reading**

**School**

**District**

**Province**

Non - Fiction

Fiction

Non - Fiction

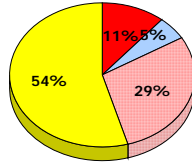
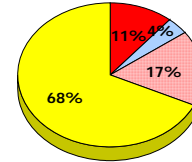
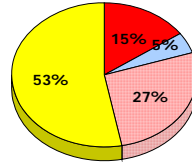
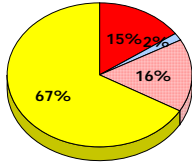
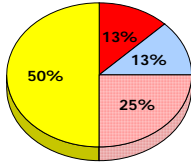
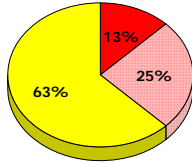
Fiction

Non - Fiction

Fiction

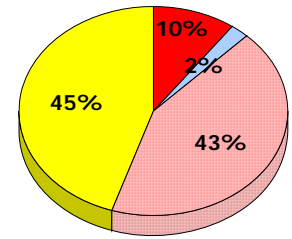
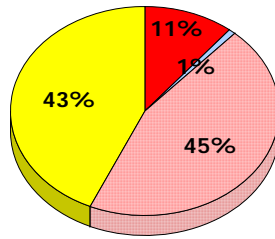
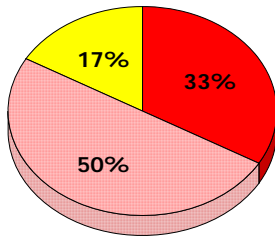
**2013**

Apr 30,  
2013 (8)



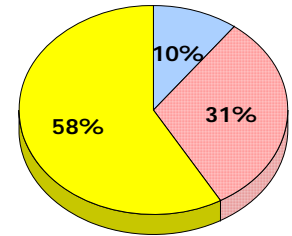
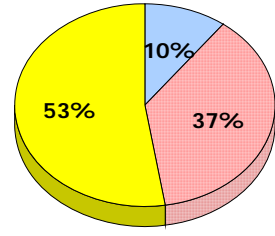
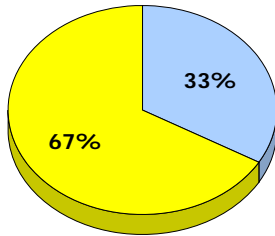
**2012**

Apr 30,  
2012 (6)



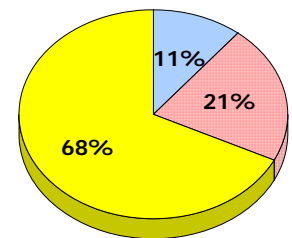
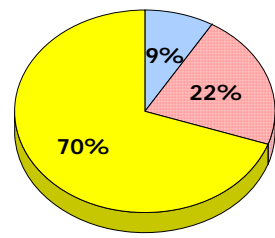
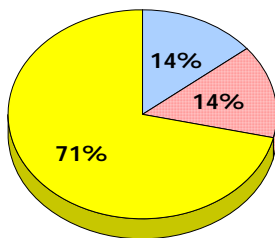
**2011**

AGR (3)



**2010**

AGR (7)



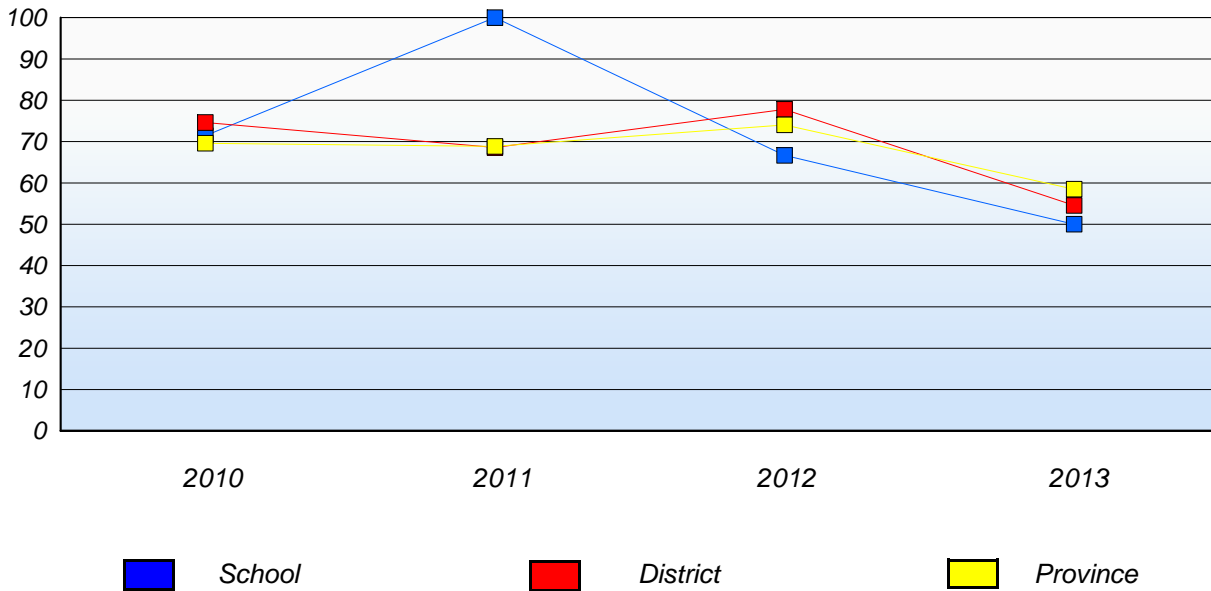
■ Exemption    
 ■ Unknown    
 ■ Not Yet Meeting    
 ■ Meeting or Exceeding

\* In some cases, CRT numbers may exceed AGR numbers based on late enrolments. Pie chart is based on the number of students who wrote the CRT.  
 \* Mushuau Innu Natuashish School and Sheshatshiu Innu School are excluded from district and provincial results.

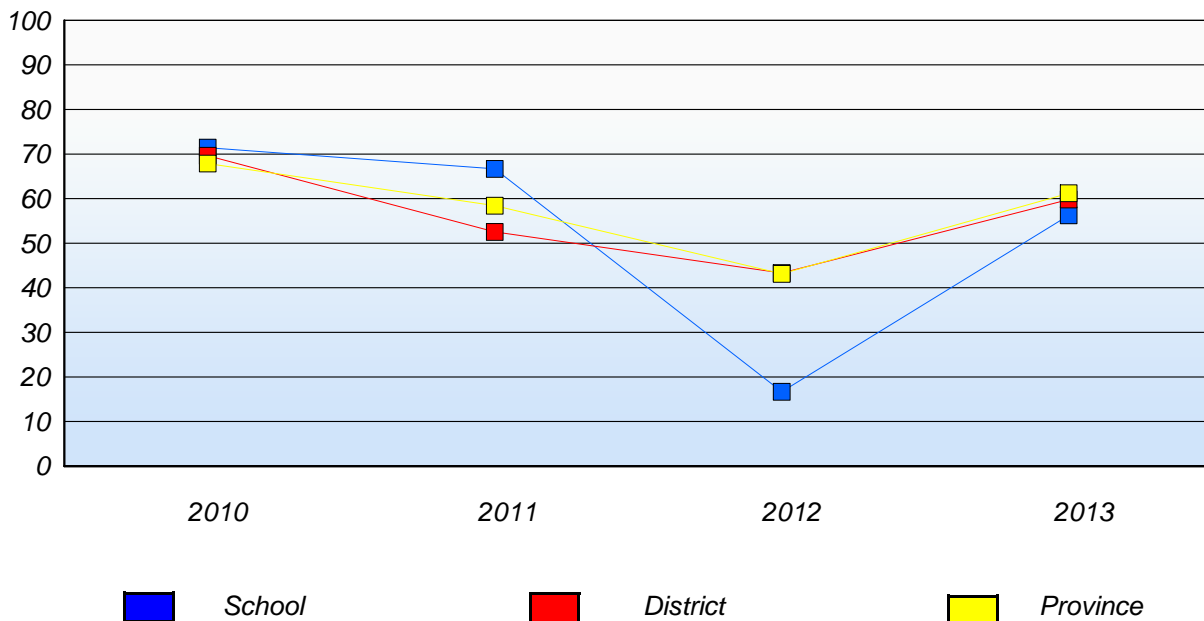
District 2 - Western

School #: 075 Hampden Academy

**Demand Writing**  
Percentage of students at level 3 or above (2010 - 2013)



**Reading**  
Percentage of students at level 3 or above (2010 - 2013)



\* In some cases, CRT numbers may exceed AGR numbers based on late enrolments. Pie chart is based on the number of students who wrote the CRT.

\* Mushuau Innu Natuashish School and Sheshatshiu Innu School are excluded from district and provincial results.

District 2 - Western

School #: 079 St. James All Grade

**Demand Writing**

School

District

Province

Creative Writing

Persuasive Writing

Creative Writing

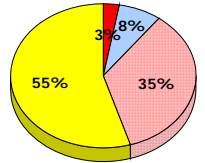
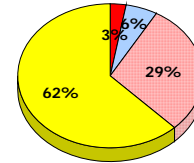
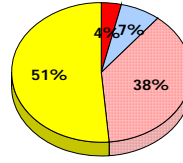
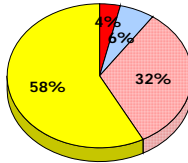
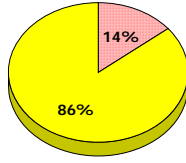
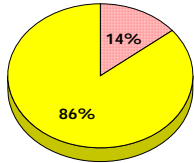
Persuasive Writing

Creative Writing

Persuasive Writing

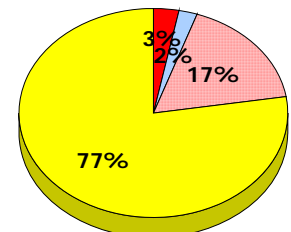
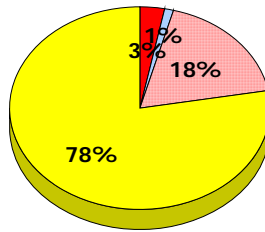
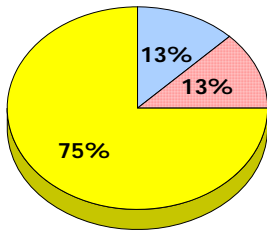
**2013**

Apr 30, 2013 (7)



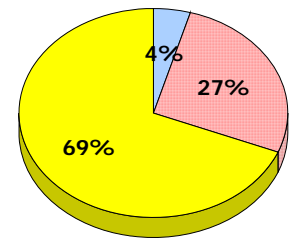
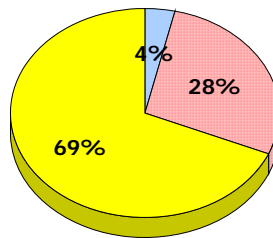
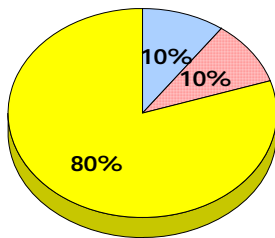
**2012**

Apr 30, 2012 (8)



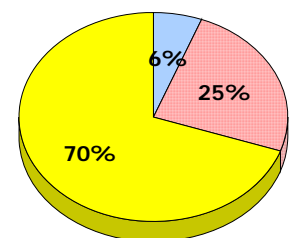
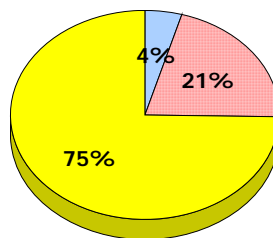
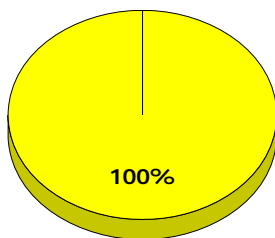
**2011**

AGR (10)



**2010**

AGR (7)



■ Exemption     
 ■ Unknown     
 ■ Not Yet Meeting     
 ■ Meeting or Exceeding

\* In some cases, CRT numbers may exceed AGR numbers based on late enrolments. Pie chart is based on the number of students who wrote the CRT.  
 \* Mushuau Innu Natuashish School and Sheshatshiu Innu School are excluded from district and provincial results.

District 2 - Western

School #: 079 St. James All Grade

Reading

School

District

Province

Non - Fiction

Fiction

Non - Fiction

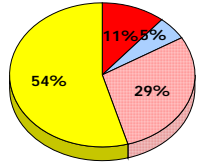
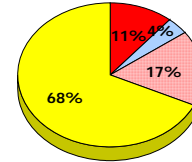
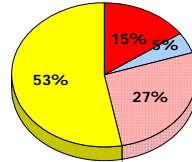
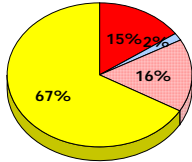
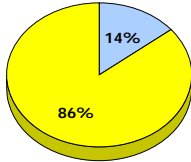
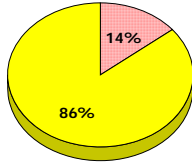
Fiction

Non - Fiction

Fiction

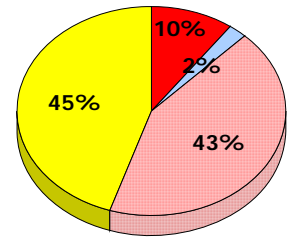
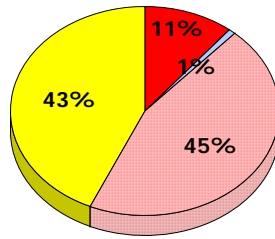
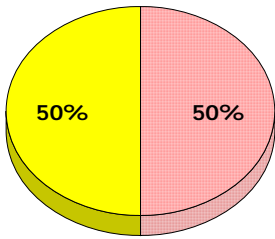
2013

Apr 30,  
2013 (7)



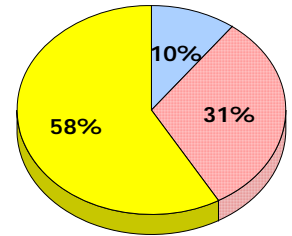
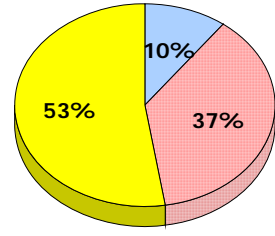
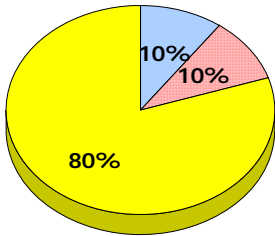
2012

Apr 30,  
2012 (8)



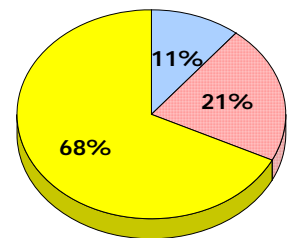
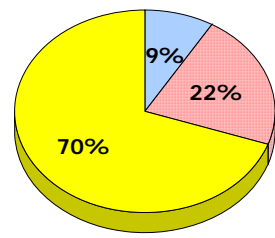
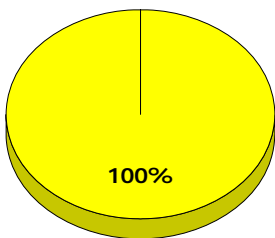
2011

AGR (10)



2010

AGR (7)



■ Exemption   
 ■ Unknown   
 ■ Not Yet Meeting   
 ■ Meeting or Exceeding

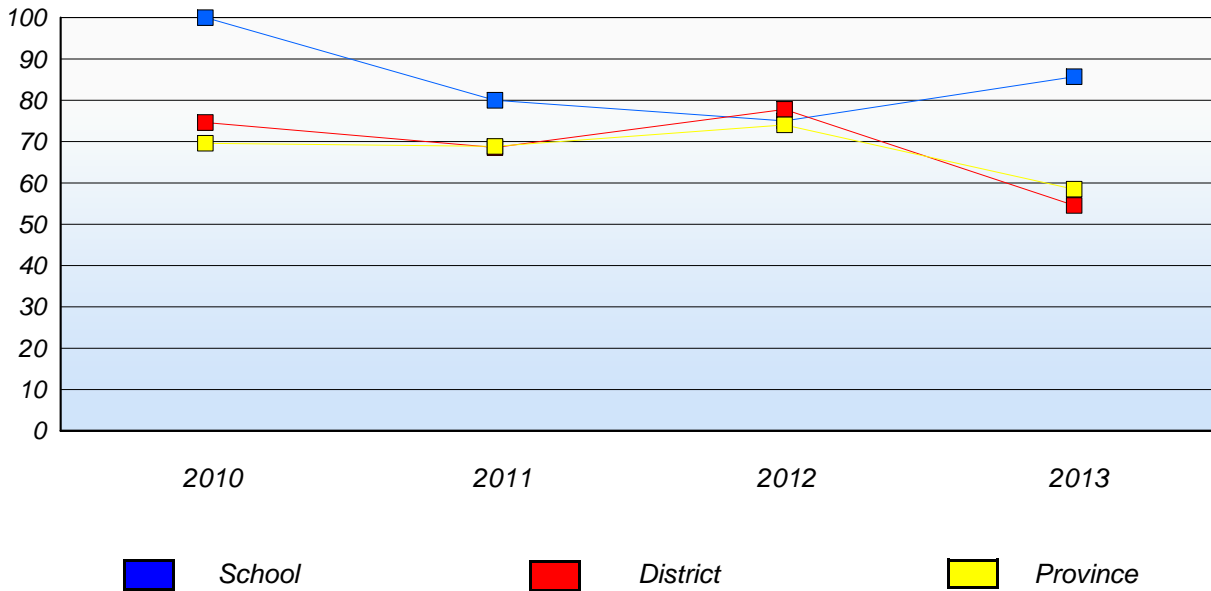
\* In some cases, CRT numbers may exceed AGR numbers based on late enrolments. Pie chart is based on the number of students who wrote the CRT.  
 \* Mushuau Innu Natuashish School and Sheshatshiu Innu School are excluded from district and provincial results.

District 2 - Western

School #: 079 St. James All Grade

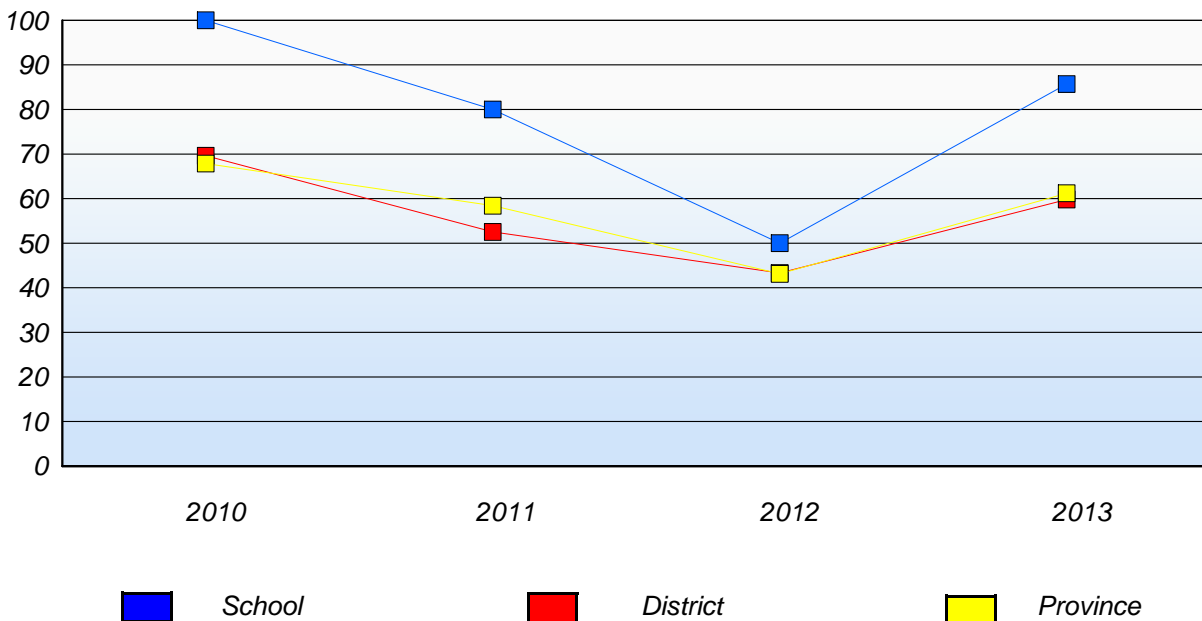
**Demand Writing**

Percentage of students at level 3 or above (2010 - 2013)



**Reading**

Percentage of students at level 3 or above (2010 - 2013)



\* In some cases, CRT numbers may exceed AGR numbers based on late enrolments. Pie chart is based on the number of students who wrote the CRT.

\* Mushuau Innu Natuashish School and Sheshatshiu Innu School are excluded from district and provincial results.

District 2 - Western

School #: 080 Templeton Academy

**Demand Writing**

**School**

**District**

**Province**

Creative Writing

Persuasive Writing

Creative Writing

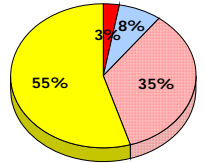
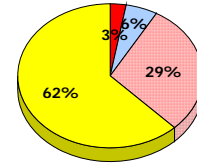
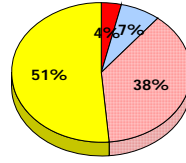
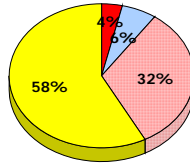
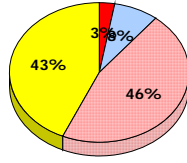
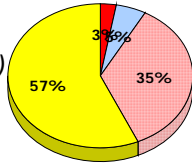
Persuasive Writing

Creative Writing

Persuasive Writing

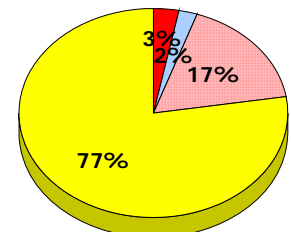
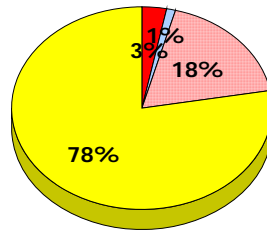
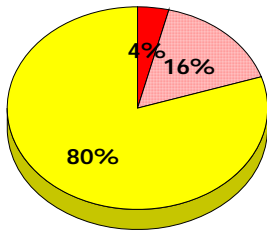
**2013**

Apr 30, 2013 (37)



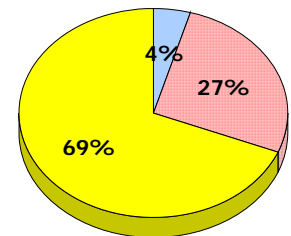
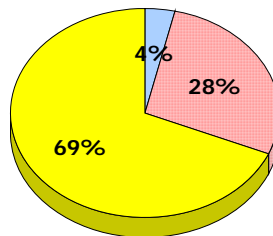
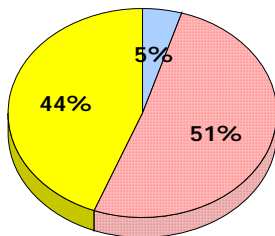
**2012**

Apr 30, 2012 (25)



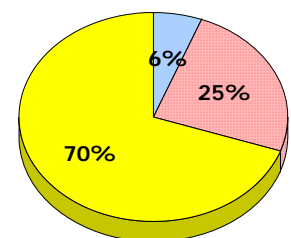
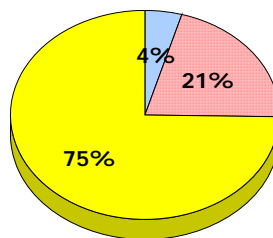
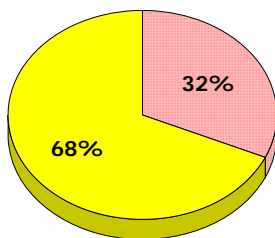
**2011**

AGR (43)



**2010**

AGR (41)



\* In some cases, CRT numbers may exceed AGR numbers based on late enrolments. Pie chart is based on the number of students who wrote the CRT.  
\* Mushuau Innu Natuashish School and Sheshatshiu Innu School are excluded from district and provincial results.

**Primary English Language Arts  
4 Year Provincial Assessment, June 2013  
Student Population Report  
(average scores)**

District 2 - Western

School #: 080    Templeton Academy

**Reading**

**School**

**District**

**Province**

Non - Fiction

Fiction

Non - Fiction

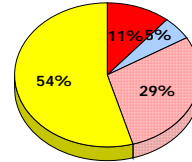
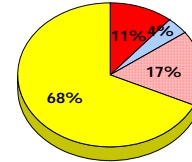
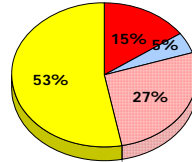
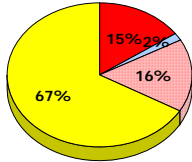
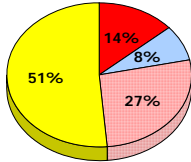
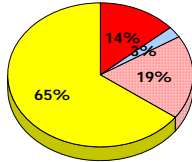
Fiction

Non - Fiction

Fiction

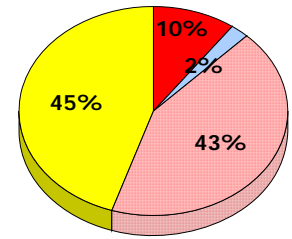
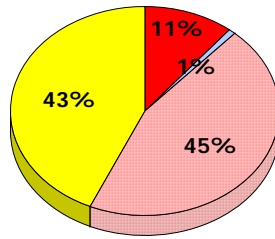
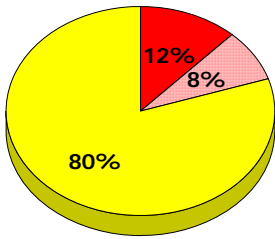
**2013**

Apr 30,  
2013 (37)



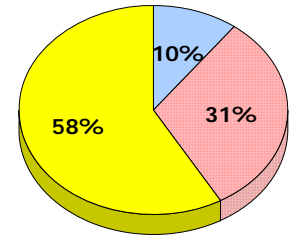
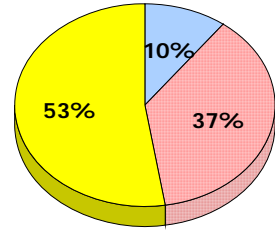
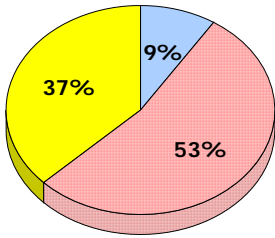
**2012**

Apr 30,  
2012 (25)



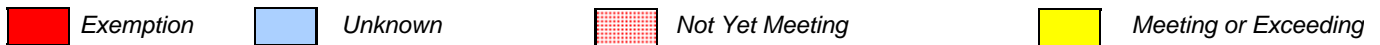
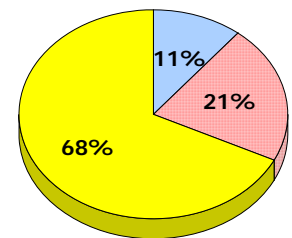
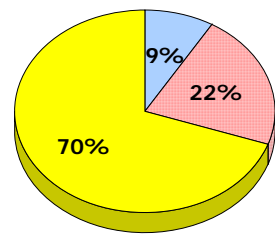
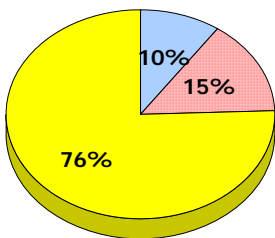
**2011**

AGR (43)



**2010**

AGR (41)



\* In some cases, CRT numbers may exceed AGR numbers based on late enrolments. Pie chart is based on the number of students who wrote the CRT.  
\* Mushuau Innu Natuashish School and Sheshatshiu Innu School are excluded from district and provincial results.

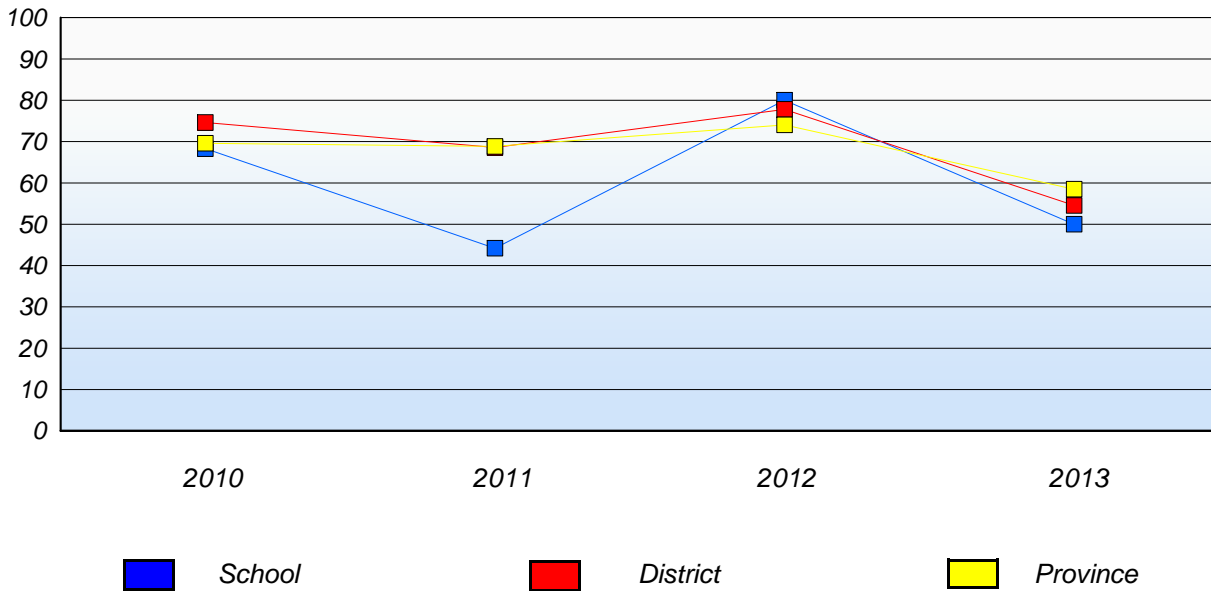


District 2 - Western

School #: 080 Templeton Academy

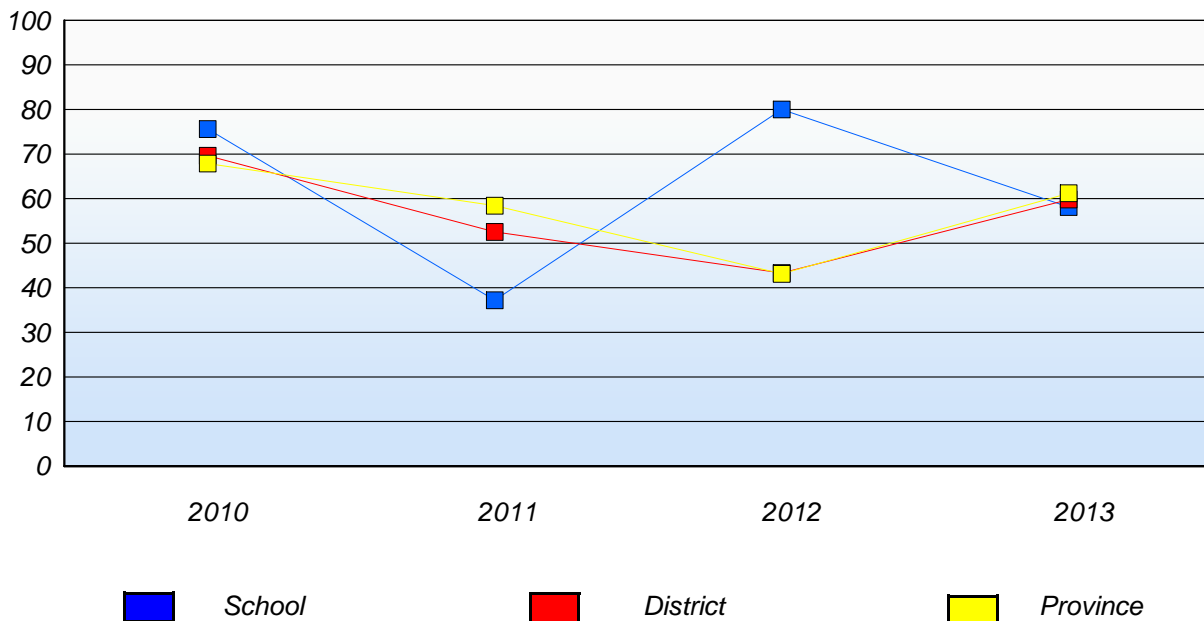
**Demand Writing**

Percentage of students at level 3 or above (2010 - 2013)



**Reading**

Percentage of students at level 3 or above (2010 - 2013)



\* In some cases, CRT numbers may exceed AGR numbers based on late enrolments. Pie chart is based on the number of students who wrote the CRT.

\* Mushuau Innu Natuashish School and Sheshatshiu Innu School are excluded from district and provincial results.

District 2 - Western

School #: 082 Pasadena Elementary School

**Demand Writing**

**School**

**District**

**Province**

Creative Writing

Persuasive Writing

Creative Writing

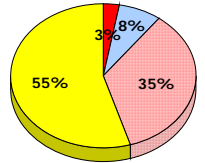
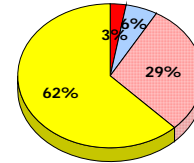
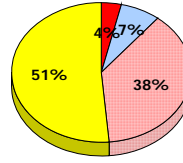
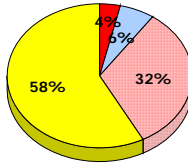
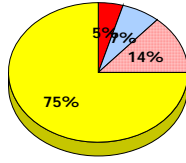
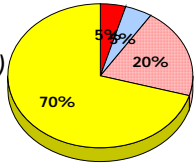
Persuasive Writing

Creative Writing

Persuasive Writing

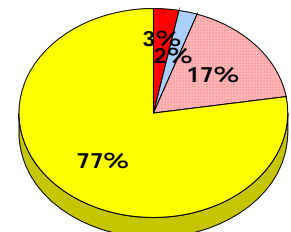
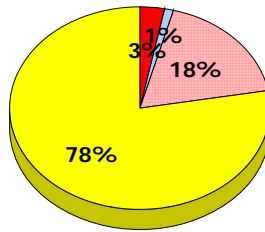
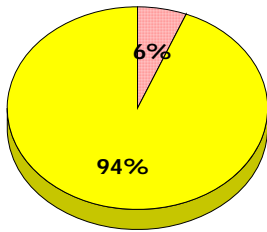
**2013**

Apr 30, 2013 (44)



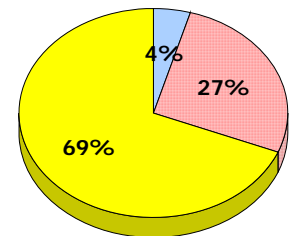
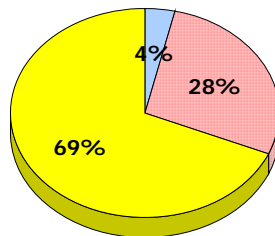
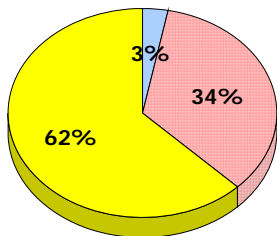
**2012**

Apr 30, 2012 (32)



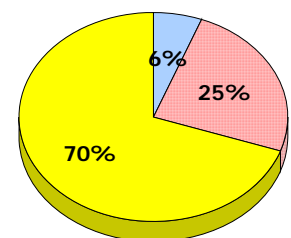
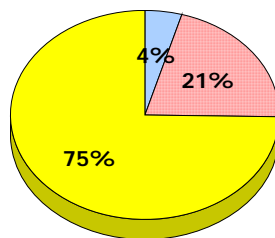
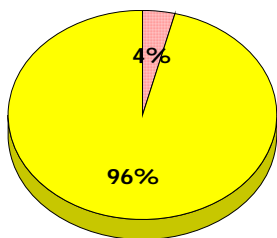
**2011**

AGR (32)



**2010**

AGR (25)



■ Exemption     
 ■ Unknown     
 ■ Not Yet Meeting     
 ■ Meeting or Exceeding

\* In some cases, CRT numbers may exceed AGR numbers based on late enrolments. Pie chart is based on the number of students who wrote the CRT.  
 \* Mushuau Innu Natuashish School and Sheshatshiu Innu School are excluded from district and provincial results.

Primary English Language Arts  
4 Year Provincial Assessment, June 2013  
Student Population Report  
(average scores)

District 2 - Western

School #: 082 Pasadena Elementary School

**Reading**

**School**

**District**

**Province**

Non - Fiction

Fiction

Non - Fiction

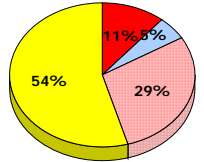
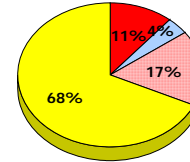
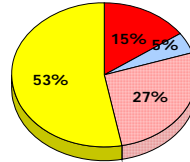
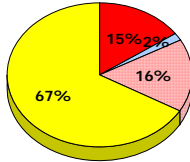
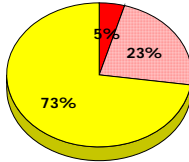
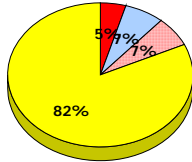
Fiction

Non - Fiction

Fiction

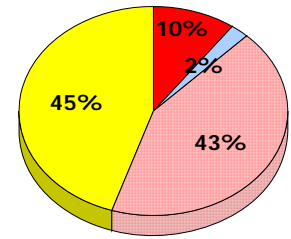
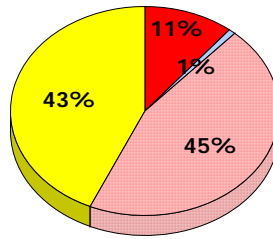
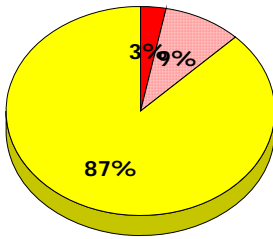
**2013**

Apr 30,  
2013 (44)



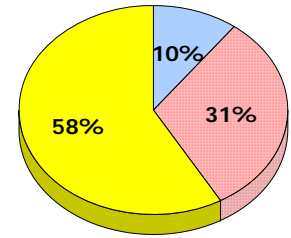
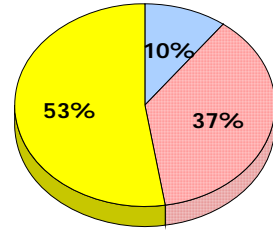
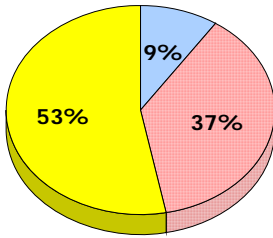
**2012**

Apr 30,  
2012 (32)



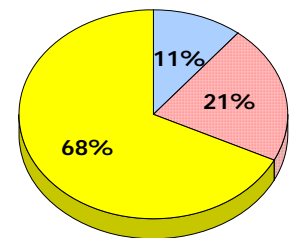
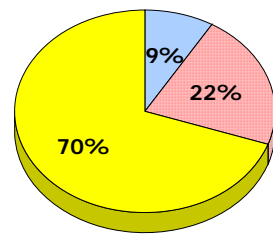
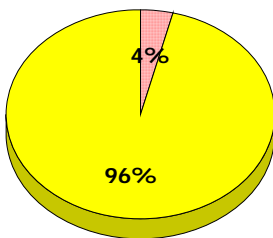
**2011**

AGR (32)



**2010**

AGR (25)



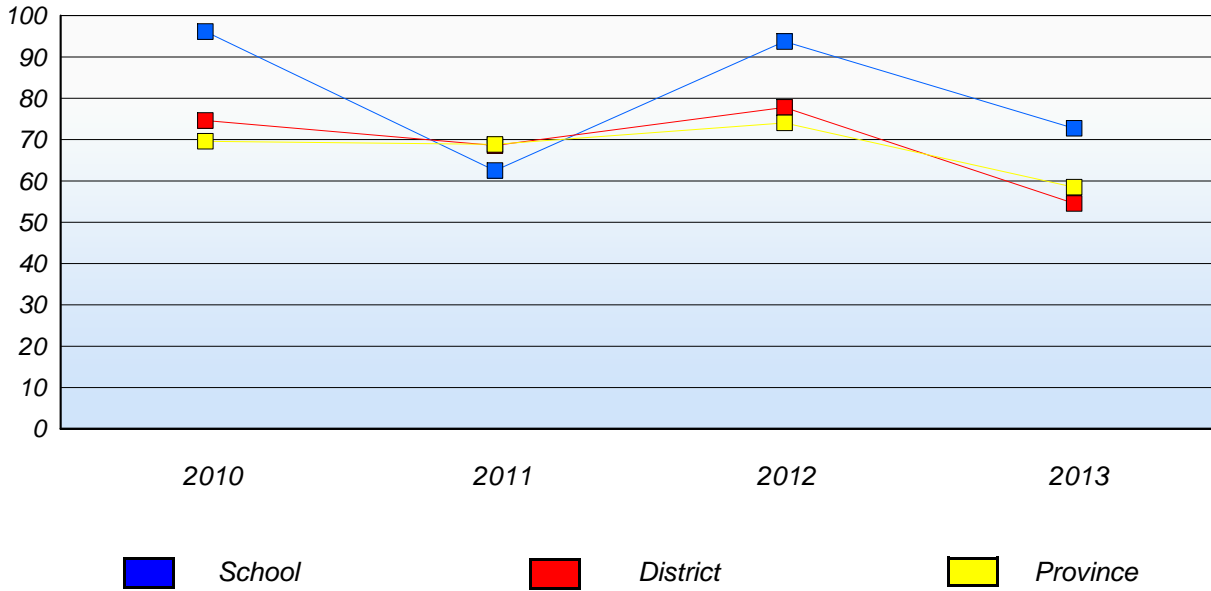
■ Exemption    
 ■ Unknown    
 ■ Not Yet Meeting    
 ■ Meeting or Exceeding

\* In some cases, CRT numbers may exceed AGR numbers based on late enrolments. Pie chart is based on the number of students who wrote the CRT.  
 \* Mushuau Innu Natuashish School and Sheshatshiu Innu School are excluded from district and provincial results.

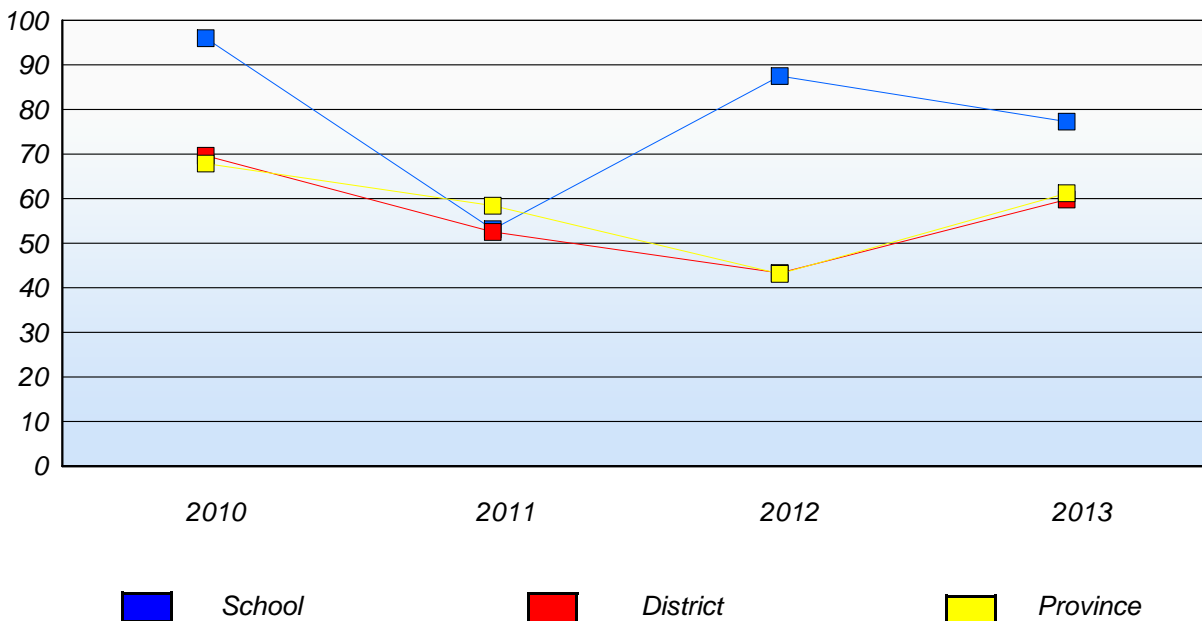
District 2 - Western

School #: 082 Pasadena Elementary School

**Demand Writing**  
Percentage of students at level 3 or above (2010 - 2013)



**Reading**  
Percentage of students at level 3 or above (2010 - 2013)



\* In some cases, CRT numbers may exceed AGR numbers based on late enrolments. Pie chart is based on the number of students who wrote the CRT.

\* Mushuau Innu Natuashish School and Sheshatshiu Innu School are excluded from district and provincial results.

District 2 - Western

School #: 086 Gros Morne Academy

***Demand Writing***

***School***

***District***

***Province***

*Creative Writing*

*Persuasive Writing*

*Creative Writing*

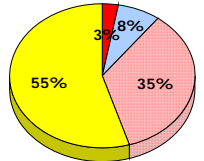
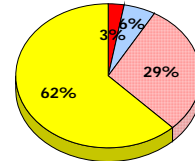
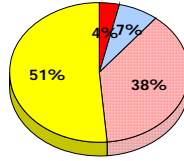
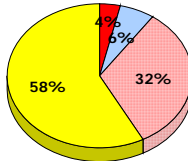
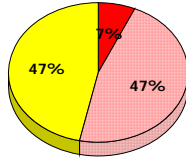
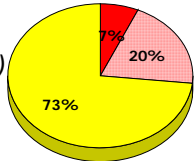
*Persuasive Writing*

*Creative Writing*

*Persuasive Writing*

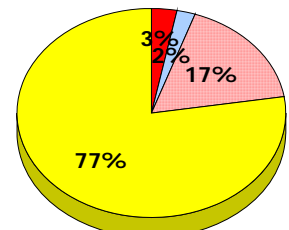
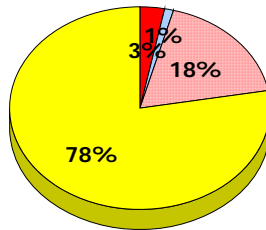
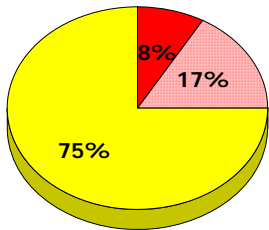
**2013**

Apr 30, 2013 (15)



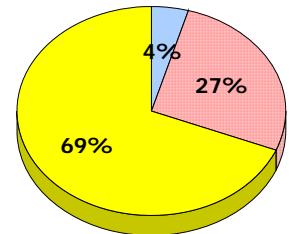
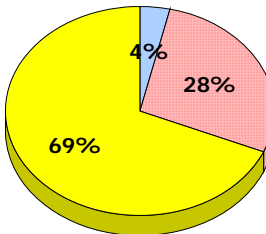
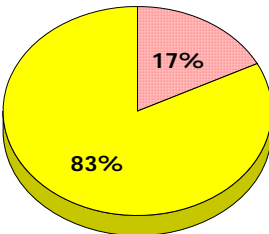
**2012**

Apr 30, 2012 (12)




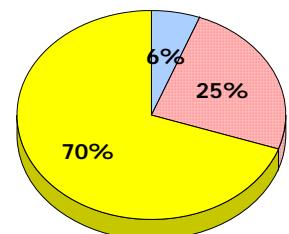
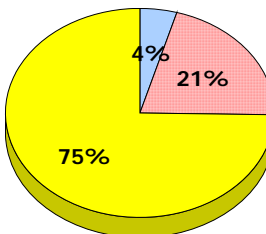
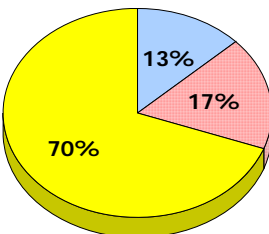
**2011**

AGR (23)



**2010**

AGR (23)



\* In some cases, CRT numbers may exceed AGR numbers based on late enrolments. Pie chart is based on the number of students who wrote the CRT.  
\* Mushuau Innu Natuashish School and Sheshatshiu Innu School are excluded from district and provincial results.

District 2 - Western

School #: 086 Gros Morne Academy

**Reading**

**School**

**District**

**Province**

Non - Fiction

Fiction

Non - Fiction

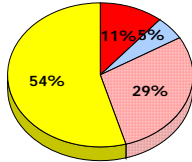
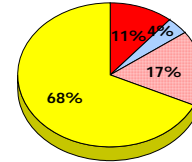
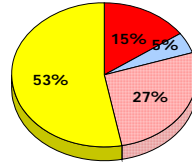
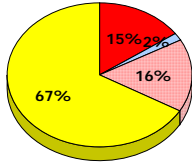
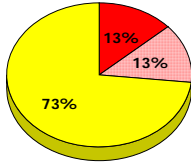
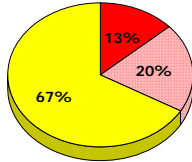
Fiction

Non - Fiction

Fiction

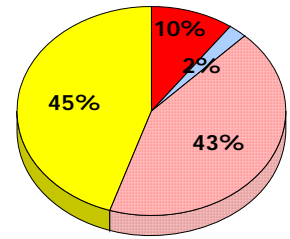
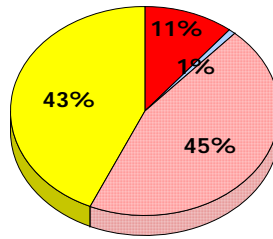
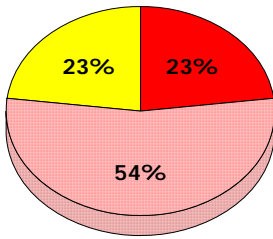
**2013**

Apr 30,  
2013 (15)



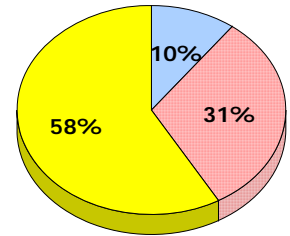
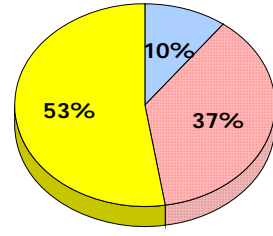
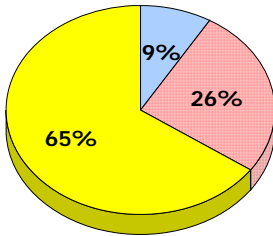
**2012**

Apr 30,  
2012 (12)



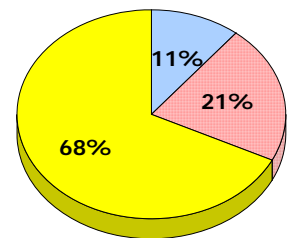
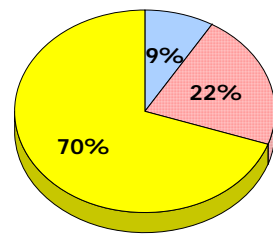
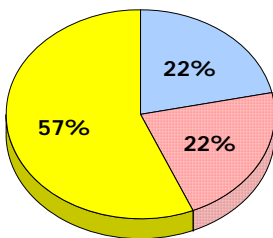
**2011**

AGR (23)



**2010**

AGR (23)



■ Exemption    
 ■ Unknown    
 ■ Not Yet Meeting    
 ■ Meeting or Exceeding

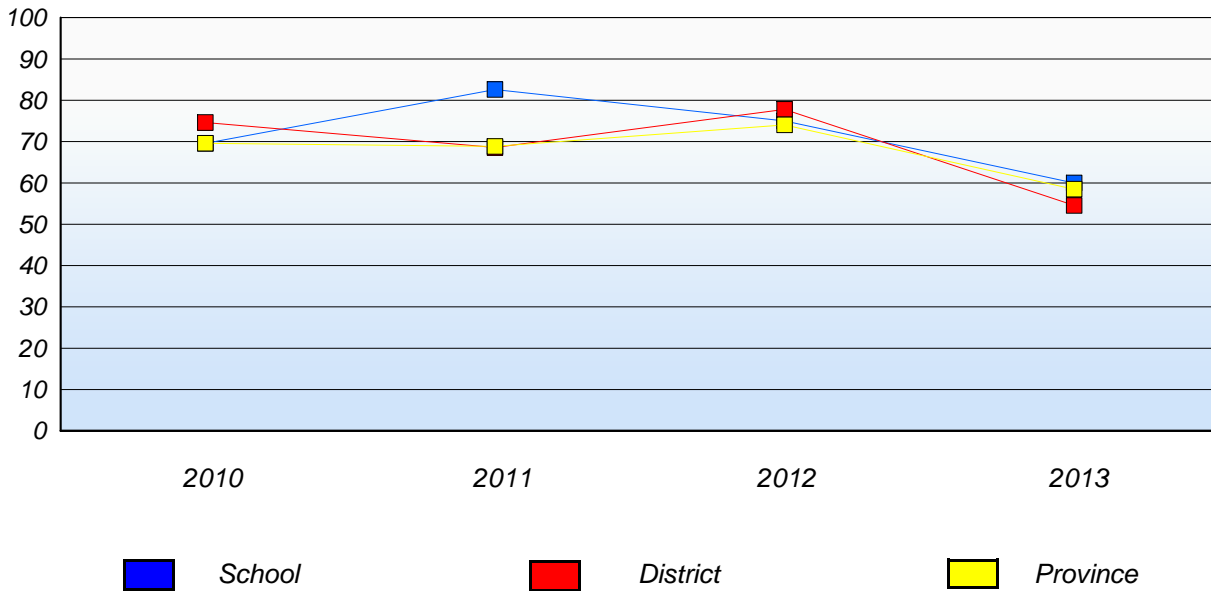
\* In some cases, CRT numbers may exceed AGR numbers based on late enrolments. Pie chart is based on the number of students who wrote the CRT.  
 \* Mushuau Innu Natuashish School and Sheshatshiu Innu School are excluded from district and provincial results.

District 2 - Western

School #: 086 Gros Morne Academy

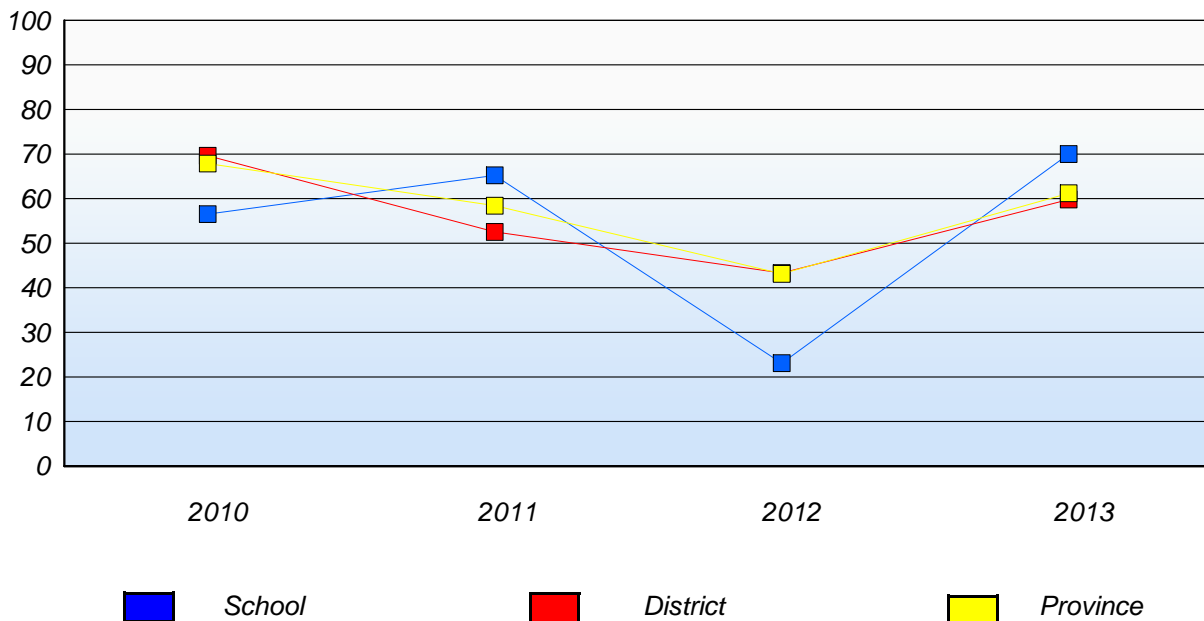
**Demand Writing**

Percentage of students at level 3 or above (2010 - 2013)



**Reading**

Percentage of students at level 3 or above (2010 - 2013)



\* In some cases, CRT numbers may exceed AGR numbers based on late enrolments. Pie chart is based on the number of students who wrote the CRT.

\* Mushuau Innu Natuashish School and Sheshatshiu Innu School are excluded from district and provincial results.

District 2 - Western

School #: 088 Main River Academy

**Demand Writing**

**School**

**District**

**Province**

Creative Writing

Persuasive Writing

Creative Writing

Persuasive Writing

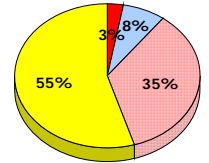
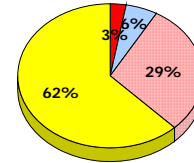
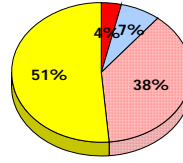
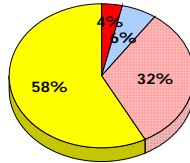
Creative Writing

Persuasive Writing

**2013**

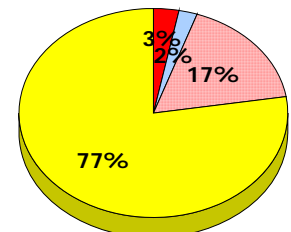
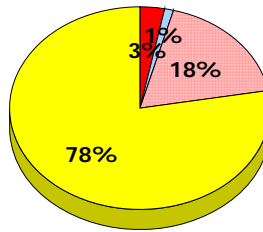
Apr 30, 2013 (1)

*School data with 5 or fewer students withheld for reasons of confidentiality.*



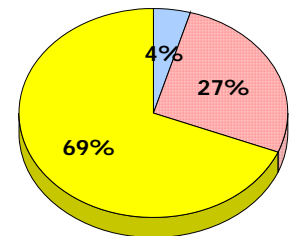
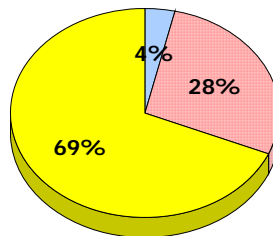
**2012**

Apr 30, 2012 (6)



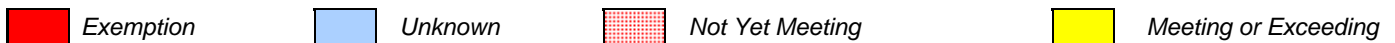
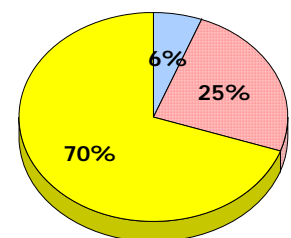
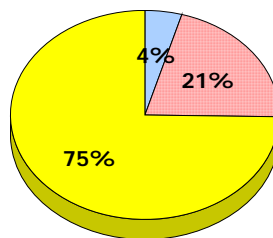
**2011**

AGR (2)



**2010**

AGR (4)



\* In some cases, CRT numbers may exceed AGR numbers based on late enrolments. Pie chart is based on the number of students who wrote the CRT.  
\* Mushuau Innu Natuashish School and Sheshatshiu Innu School are excluded from district and provincial results.



District 2 - Western

School #: 088 Main River Academy

**Reading**

**School**

**District**

**Province**

Non - Fiction

Fiction

Non - Fiction

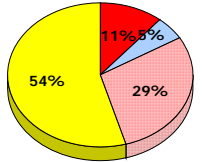
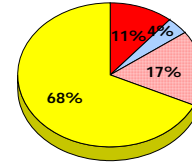
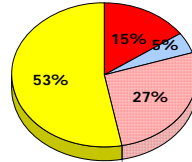
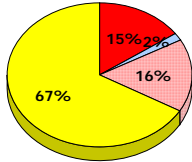
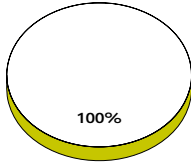
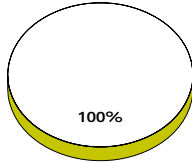
Fiction

Non - Fiction

Fiction

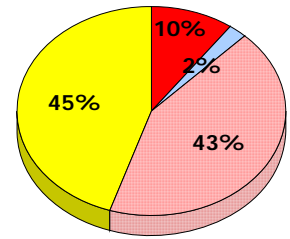
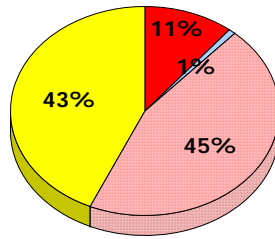
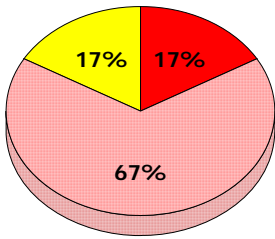
**2013**

Apr 30,  
2013 (1)



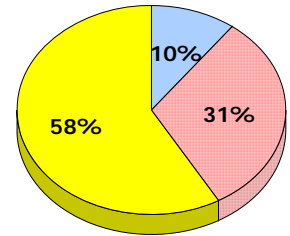
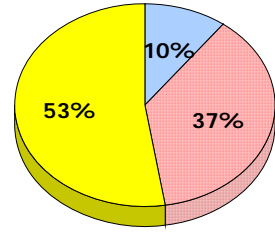
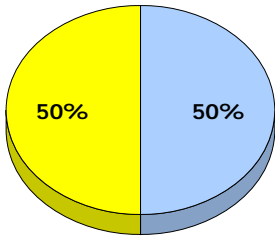
**2012**

Apr 30,  
2012 (6)



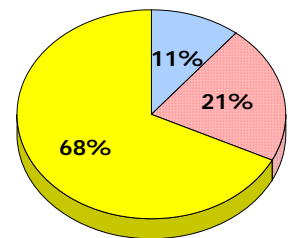
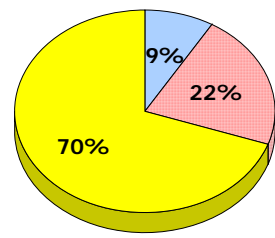
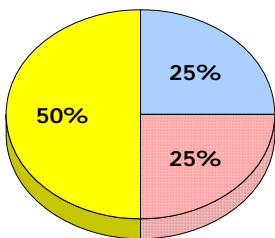
**2011**

AGR (2)



**2010**

AGR (4)



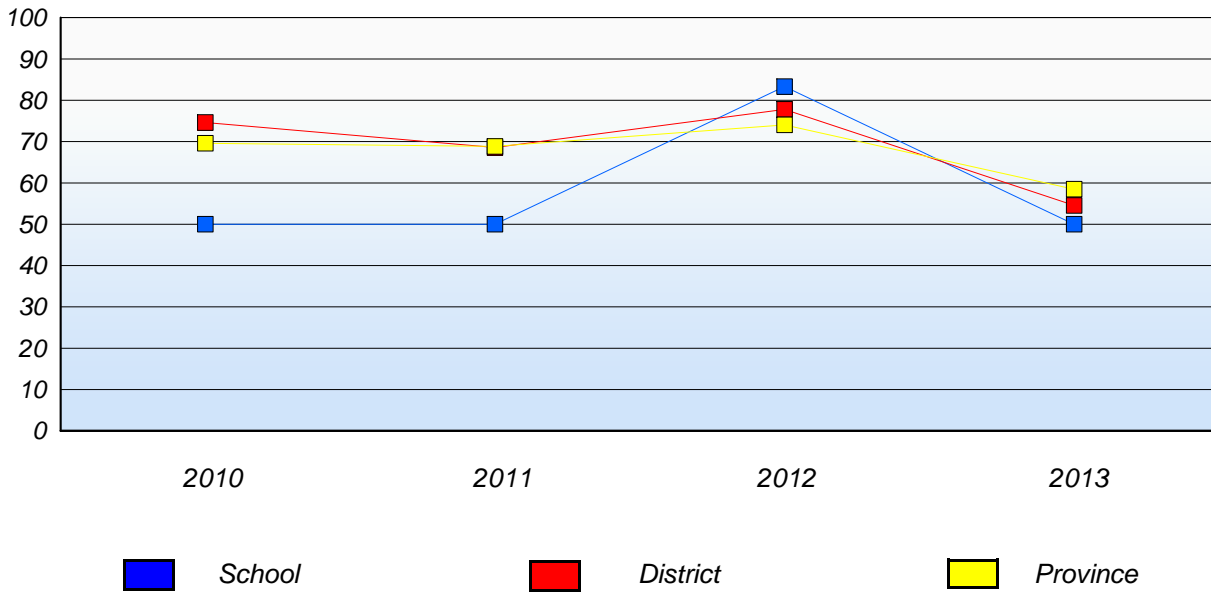
■ Exemption    
 ■ Unknown    
 ■ Not Yet Meeting    
 ■ Meeting or Exceeding

\* In some cases, CRT numbers may exceed AGR numbers based on late enrolments. Pie chart is based on the number of students who wrote the CRT.  
 \* Mushuau Innu Natuashish School and Sheshatshiu Innu School are excluded from district and provincial results.

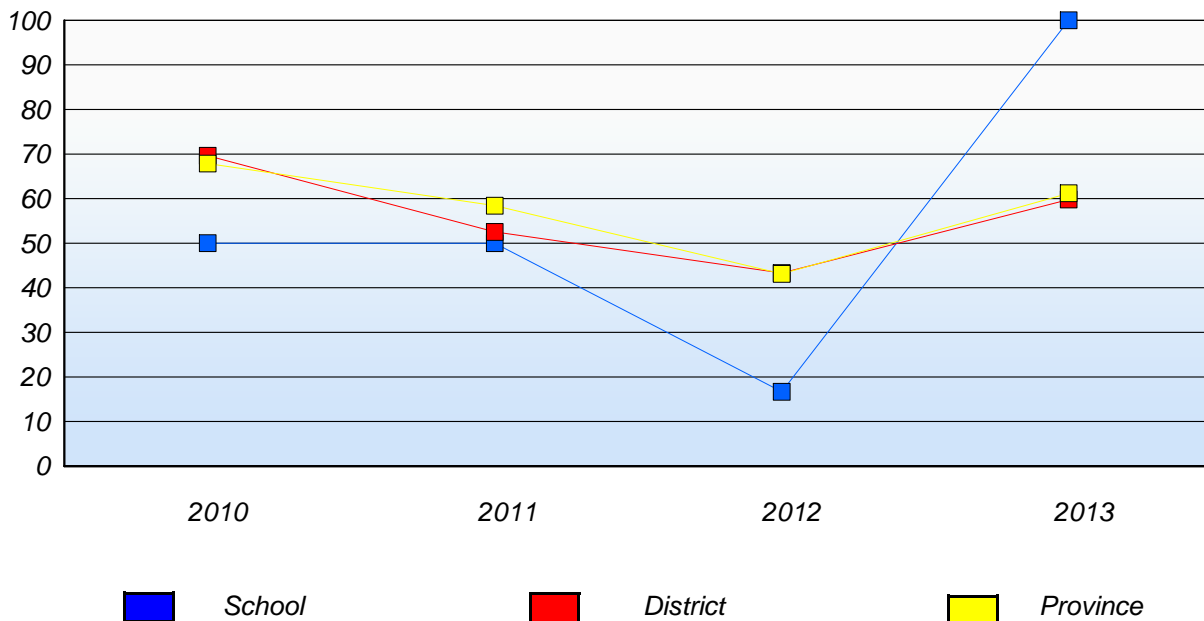
District 2 - Western

School #: 088 Main River Academy

**Demand Writing**  
Percentage of students at level 3 or above (2010 - 2013)



**Reading**  
Percentage of students at level 3 or above (2010 - 2013)



\* In some cases, CRT numbers may exceed AGR numbers based on late enrolments. Pie chart is based on the number of students who wrote the CRT.

\* Mushuau Innu Natuashish School and Sheshatshiu Innu School are excluded from district and provincial results.

District 2 - Western

School #: 089 Jakeman All Grade

**Demand Writing**

**School**

**District**

**Province**

Creative Writing

Persuasive Writing

Creative Writing

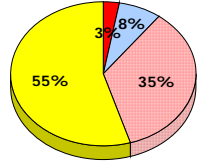
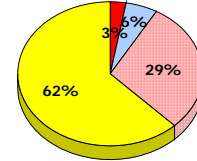
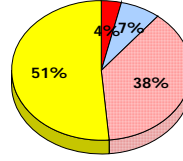
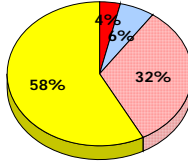
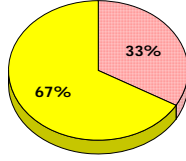
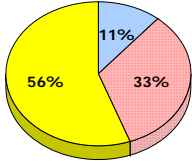
Persuasive Writing

Creative Writing

Persuasive Writing

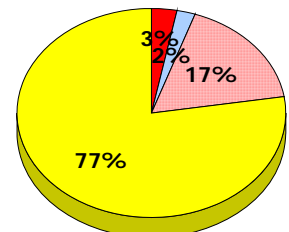
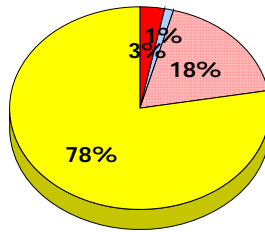
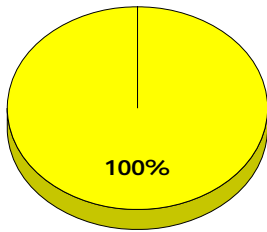
**2013**

Apr 30, 2013 (9)



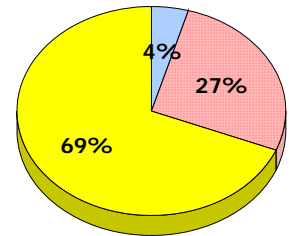
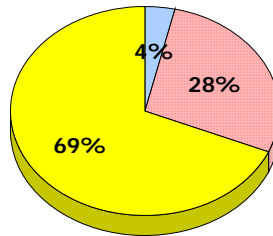
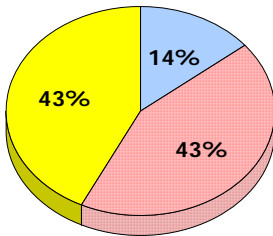
**2012**

Apr 30, 2012 (3)



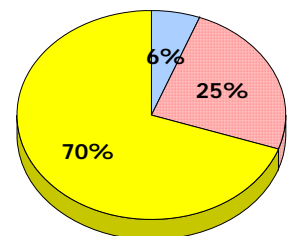
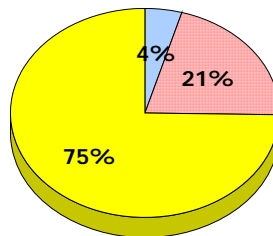
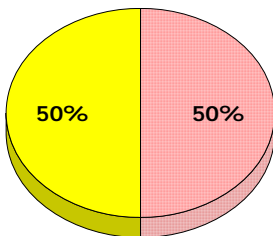
**2011**

AGR (7)



**2010**

AGR (4)



■ Exemption     
 ■ Unknown     
 ■ Not Yet Meeting     
 ■ Meeting or Exceeding

\* In some cases, CRT numbers may exceed AGR numbers based on late enrolments. Pie chart is based on the number of students who wrote the CRT.  
 \* Mushuau Innu Natuashish School and Sheshatshiu Innu School are excluded from district and provincial results.

Primary English Language Arts  
4 Year Provincial Assessment, June 2013  
Student Population Report  
(average scores)

District 2 - Western

School #: 089 Jakeman All Grade

**Reading**

**School**

**District**

**Province**

Non - Fiction

Fiction

Non - Fiction

Fiction

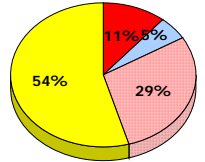
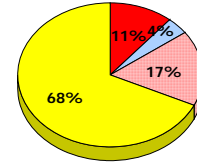
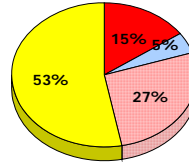
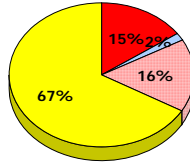
Non - Fiction

Fiction

**2013**

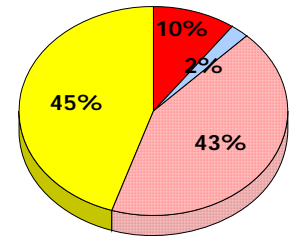
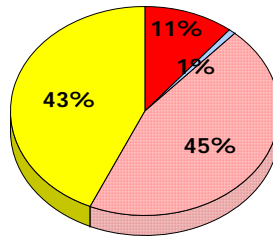
Apr 30,  
2013 (9)

School data with 5 or fewer students  
withheld for reasons of confidentiality.



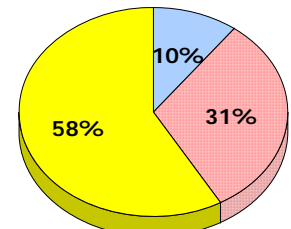
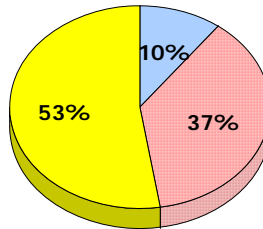
**2012**

Apr 30,  
2012 (3)



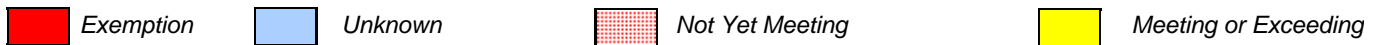
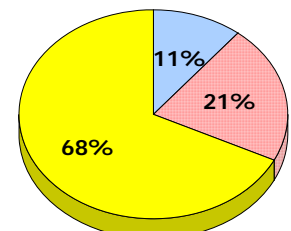
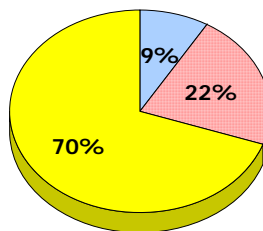
**2011**

AGR (7)



**2010**

AGR (4)



\* In some cases, CRT numbers may exceed AGR numbers based on late enrolments. Pie chart is based on the number of students who wrote the CRT.  
 \* Mushuau Innu Natuashish School and Sheshatshiu Innu School are excluded from district and provincial results.

District 2 - Western

School #: 089    Jakeman All Grade

**Demand Writing**

*Percentage of students at level 3 or above (2010 - 2013)*

*School data with 5 or fewer students withheld for reasons of confidentiality.*



**Reading**

*Percentage of students at level 3 or above (2010 - 2013)*

*School data with 5 or fewer students withheld for reasons of confidentiality.*



\* In some cases, CRT numbers may exceed AGR numbers based on late enrolments. Pie chart is based on the number of students who wrote the CRT.

\* Mushuau Innu Natuashish School and Sheshatshiu Innu School are excluded from district and provincial results.

District 2 - Western

School #: 091 Burgeo Academy

**Demand Writing**

**School**

**District**

**Province**

Creative Writing

Persuasive Writing

Creative Writing

Persuasive Writing

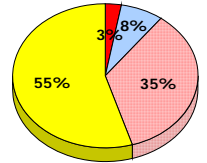
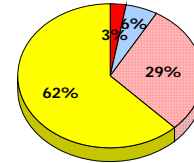
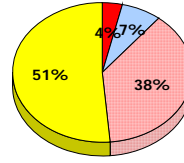
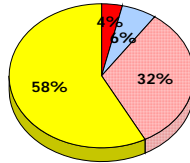
Creative Writing

Persuasive Writing

**2013**

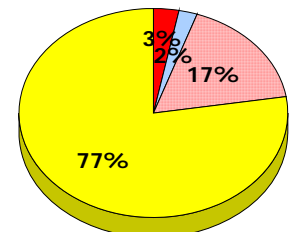
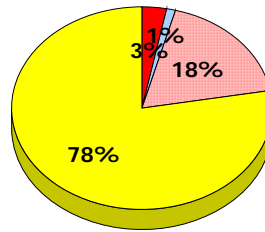
Apr 30, 2013 (5)

School data with 5 or fewer students withheld for reasons of confidentiality.



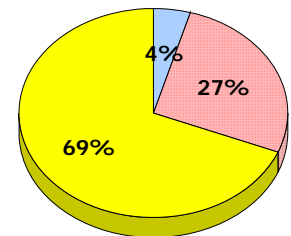
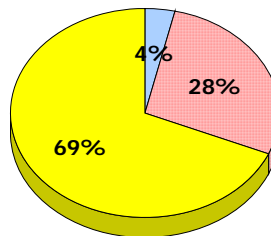
**2012**

Apr 30, 2012 (7)



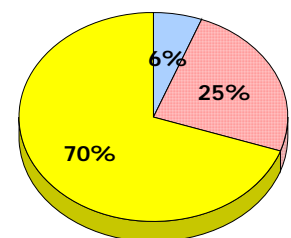
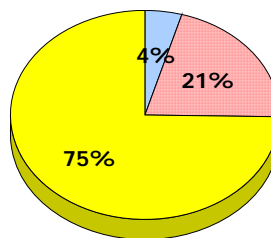
**2011**

AGR (10)



**2010**

AGR (14)



Exemption

Unknown

Not Yet Meeting

Meeting or Exceeding

\* In some cases, CRT numbers may exceed AGR numbers based on late enrolments. Pie chart is based on the number of students who wrote the CRT.

\* Mushuau Innu Natuashish School and Sheshatshiu Innu School are excluded from district and provincial results.

District 2 - Western

School #: 091 Burgeo Academy

**Reading**

**School**

**District**

**Province**

Non - Fiction

Fiction

Non - Fiction

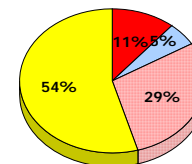
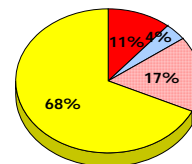
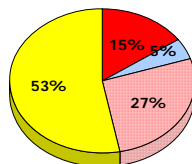
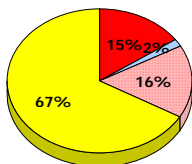
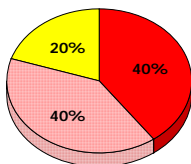
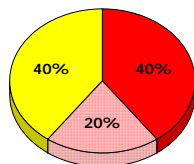
Fiction

Non - Fiction

Fiction

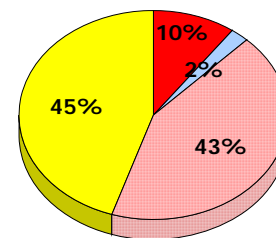
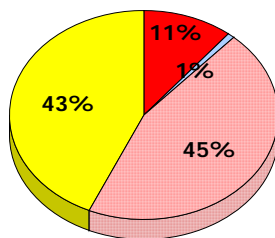
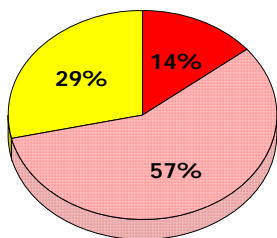
**2013**

Apr 30,  
2013 (5)



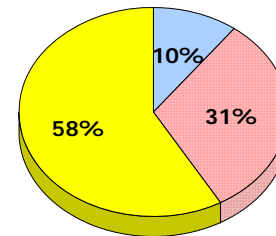
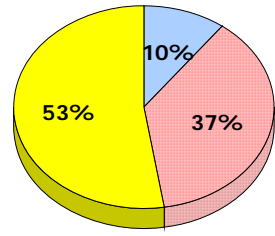
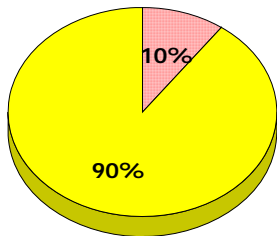
**2012**

Apr 30,  
2012 (7)




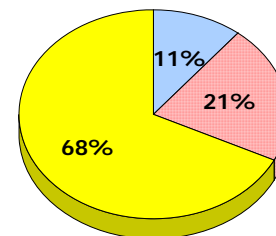
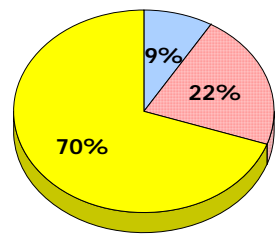
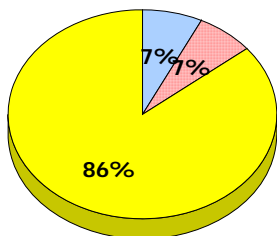
**2011**

AGR (10)



**2010**

AGR (14)



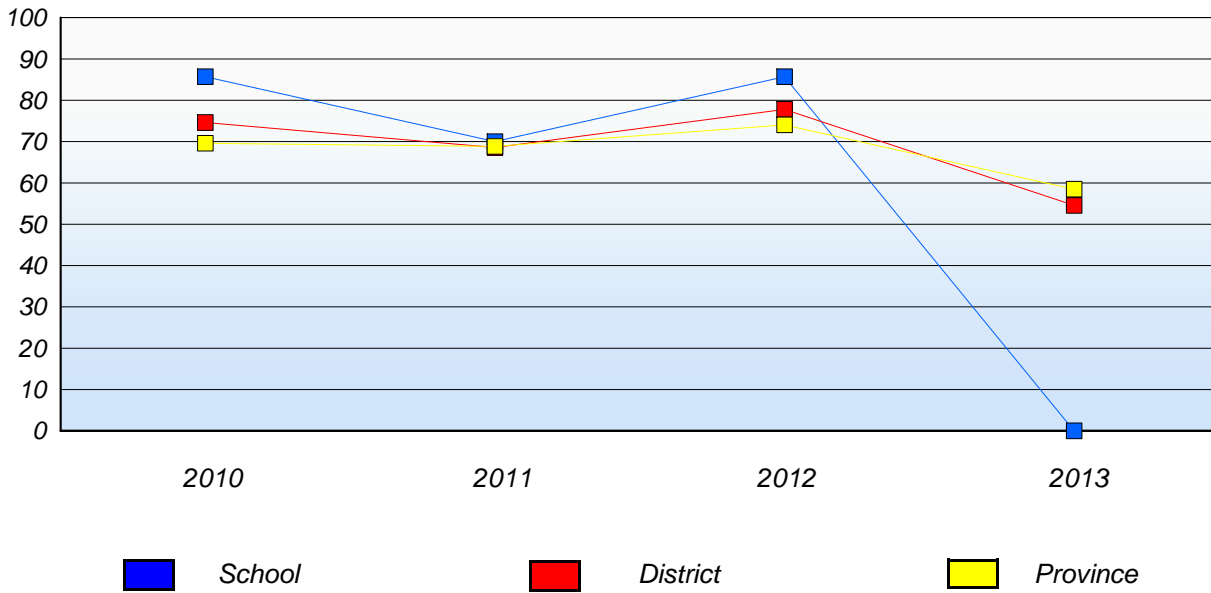
\* In some cases, CRT numbers may exceed AGR numbers based on late enrolments. Pie chart is based on the number of students who wrote the CRT.  
\* Mushuau Innu Natuashish School and Sheshatshiu Innu School are excluded from district and provincial results.

District 2 - Western

School #: 091 Burgeo Academy

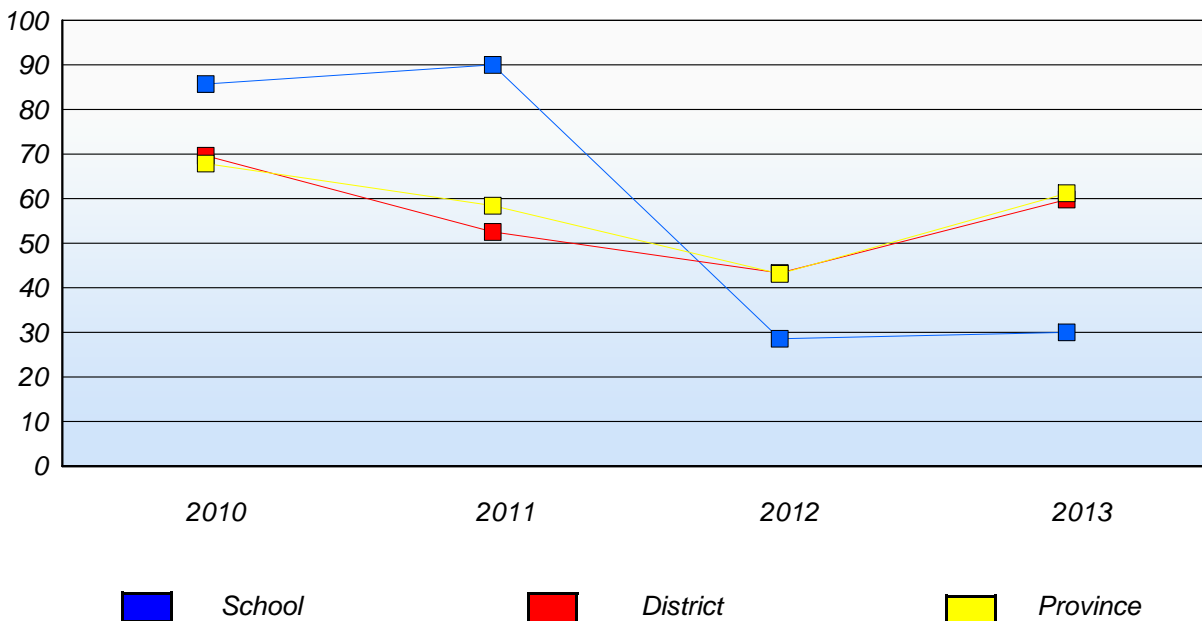
**Demand Writing**

Percentage of students at level 3 or above (2010 - 2013)



**Reading**

Percentage of students at level 3 or above (2010 - 2013)



\* In some cases, CRT numbers may exceed AGR numbers based on late enrolments. Pie chart is based on the number of students who wrote the CRT.

\* Mushuau Innu Natuashish School and Sheshatshiu Innu School are excluded from district and provincial results.



District 2 - Western

School #: 092 Grandy's River Collegiate

***Demand Writing***

***School***

***District***

***Province***

*Creative Writing*

*Persuasive Writing*

*Creative Writing*

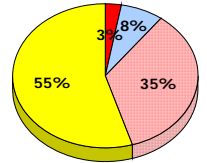
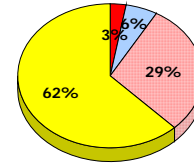
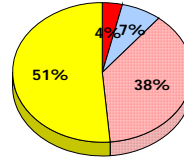
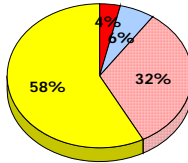
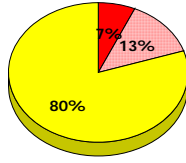
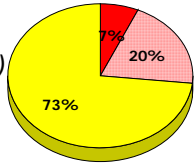
*Persuasive Writing*

*Creative Writing*

*Persuasive Writing*

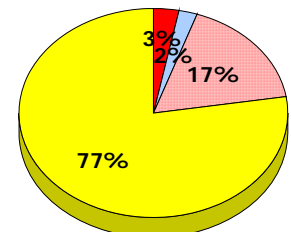
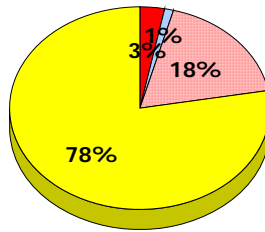
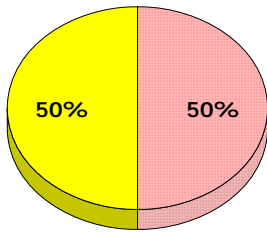
**2013**

Apr 30, 2013 (14)



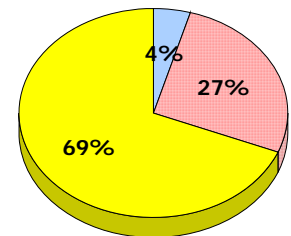
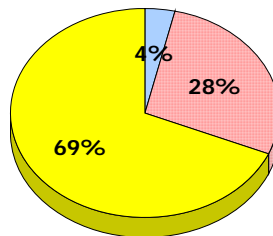
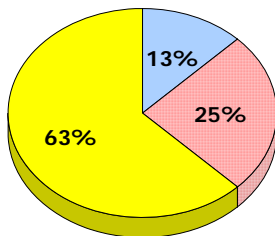
**2012**

Apr 30, 2012 (8)



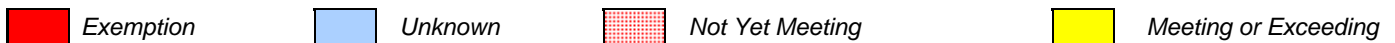
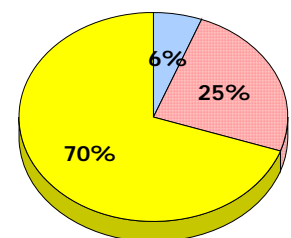
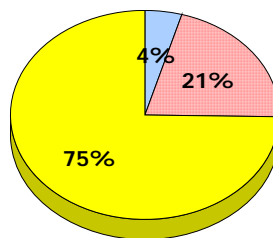
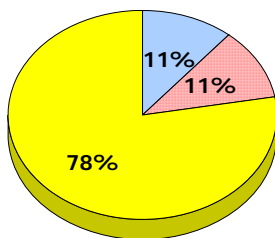
**2011**

AGR (8)



**2010**

AGR (9)



\* In some cases, CRT numbers may exceed AGR numbers based on late enrolments. Pie chart is based on the number of students who wrote the CRT.  
\* Mushuau Innu Natuashish School and Sheshatshiu Innu School are excluded from district and provincial results.

District 2 - Western

School #: 092 Grandy's River Collegiate

**Reading**

**School**

**District**

**Province**

Non - Fiction

Fiction

Non - Fiction

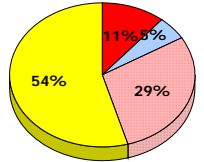
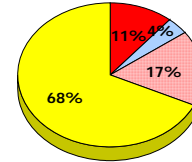
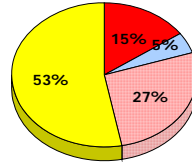
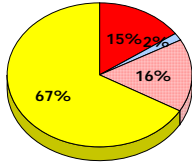
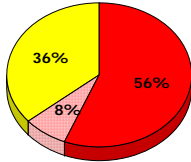
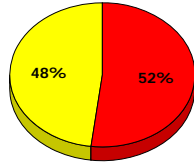
Fiction

Non - Fiction

Fiction

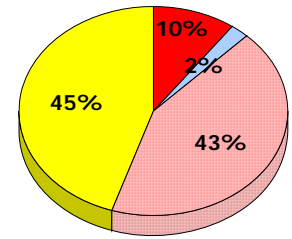
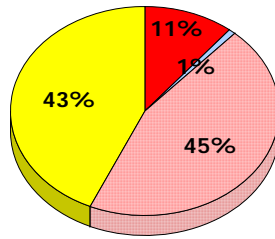
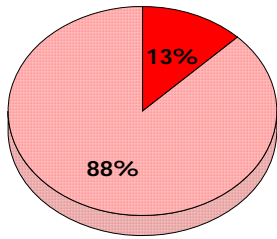
**2013**

Apr 30,  
2013 (14)



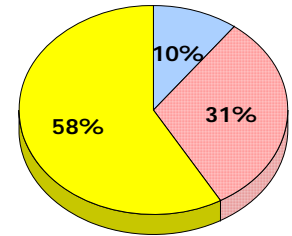
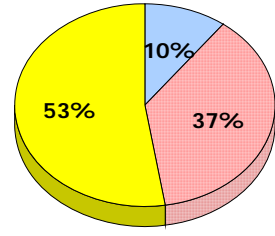
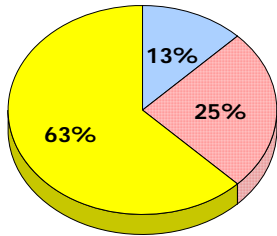
**2012**

Apr 30,  
2012 (8)



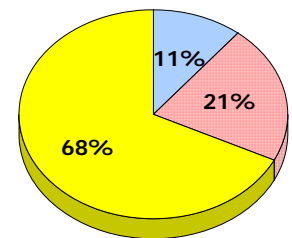
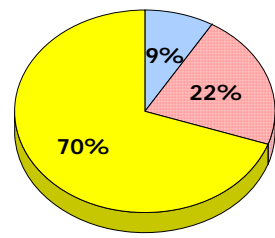
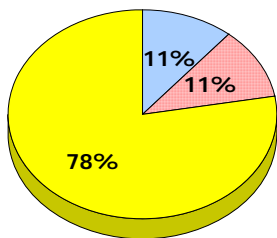
**2011**

AGR (8)



**2010**

AGR (9)



■ Exemption    
 ■ Unknown    
 ■ Not Yet Meeting    
 ■ Meeting or Exceeding

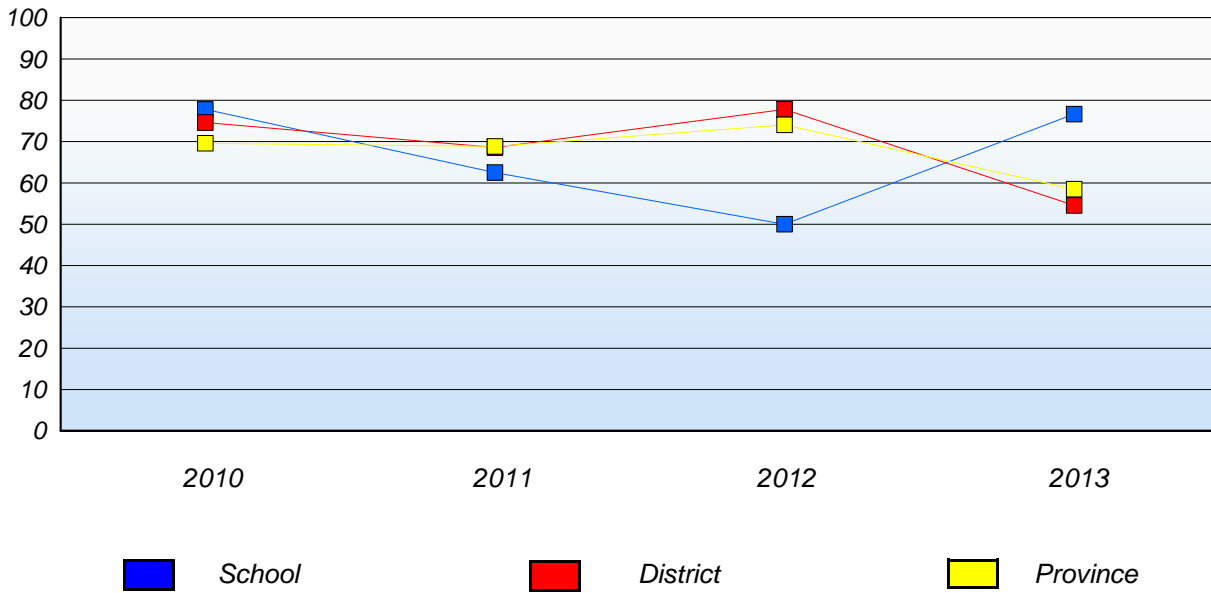
\* In some cases, CRT numbers may exceed AGR numbers based on late enrolments. Pie chart is based on the number of students who wrote the CRT.  
 \* Mushuau Innu Natuashish School and Sheshatshiu Innu School are excluded from district and provincial results.

District 2 - Western

School #: 092 Grandy's River Collegiate

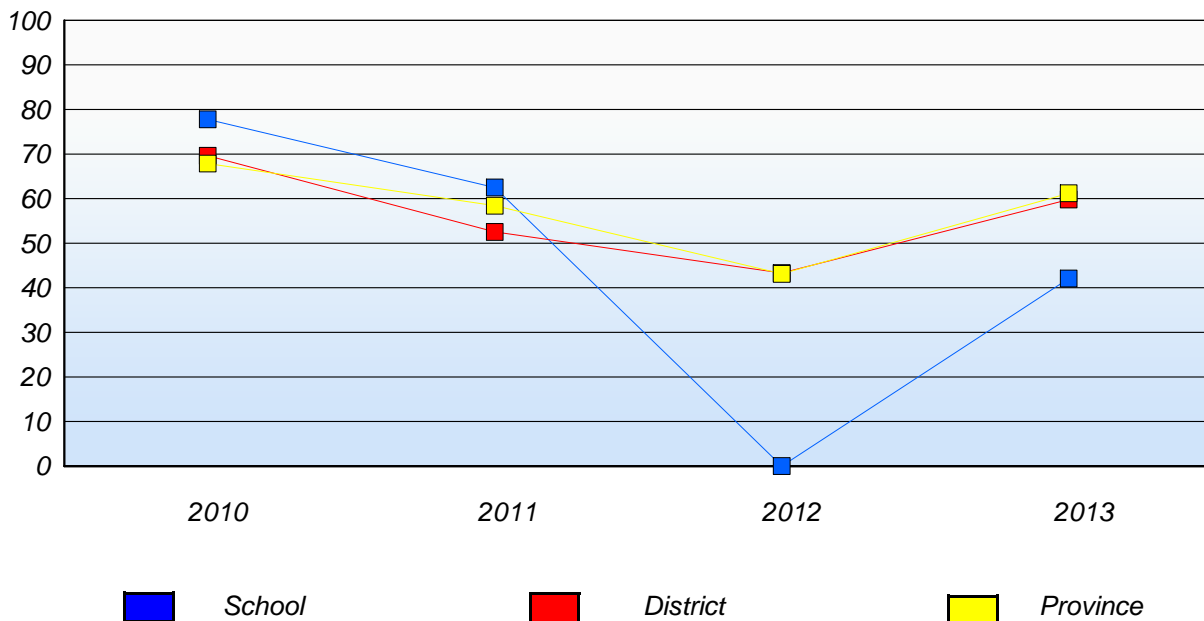
**Demand Writing**

Percentage of students at level 3 or above (2010 - 2013)



**Reading**

Percentage of students at level 3 or above (2010 - 2013)



\* In some cases, CRT numbers may exceed AGR numbers based on late enrolments. Pie chart is based on the number of students who wrote the CRT.

\* Mushuau Innu Natuashish School and Sheshatshiu Innu School are excluded from district and provincial results.

District 2 - Western

School #: 096    Our Lady of the Cape School

***Demand Writing***

***School***

***District***

***Province***

*Creative Writing*

*Persuasive Writing*

*Creative Writing*

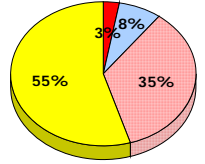
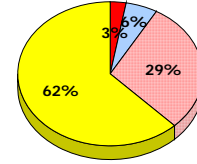
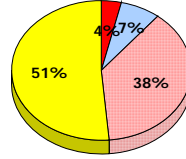
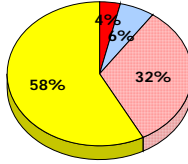
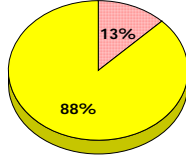
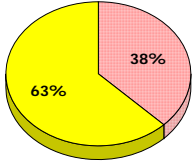
*Persuasive Writing*

*Creative Writing*

*Persuasive Writing*

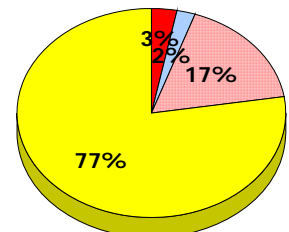
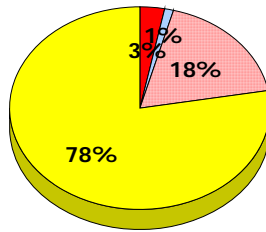
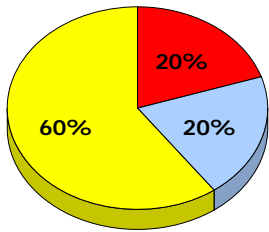
**2013**

Apr 30, 2013 (8)



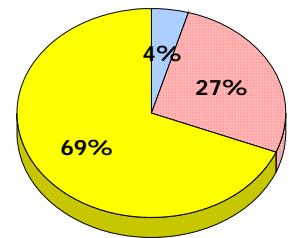
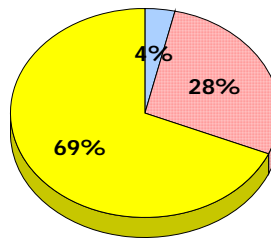
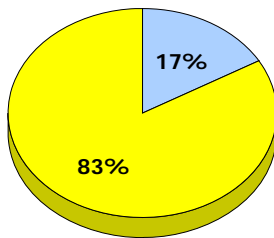
**2012**

Apr 30, 2012 (5)



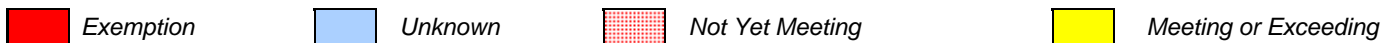
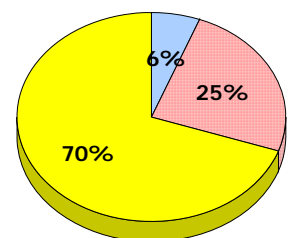
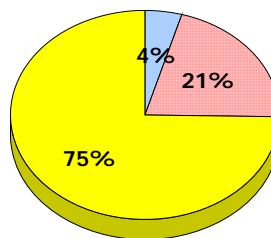
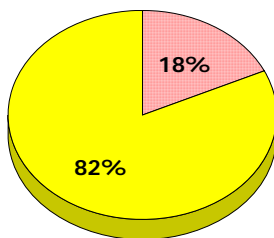
**2011**

AGR (6)



**2010**

AGR (11)



\* In some cases, CRT numbers may exceed AGR numbers based on late enrolments. Pie chart is based on the number of students who wrote the CRT.  
\* Mushuau Innu Natuashish School and Sheshatshiu Innu School are excluded from district and provincial results.

Primary English Language Arts  
4 Year Provincial Assessment, June 2013  
Student Population Report  
(average scores)

District 2 - Western

School #: 096 Our Lady of the Cape School

**Reading**

**School**

**District**

**Province**

Non - Fiction

Fiction

Non - Fiction

Fiction

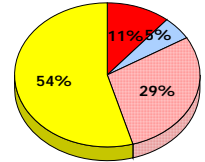
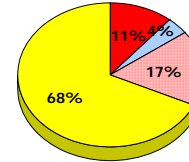
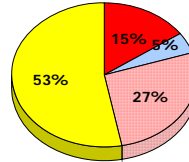
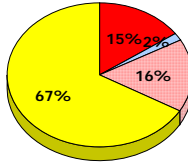
Non - Fiction

Fiction

**2013**

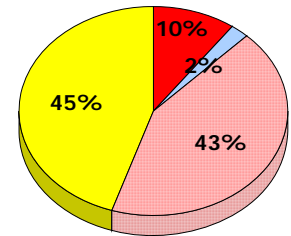
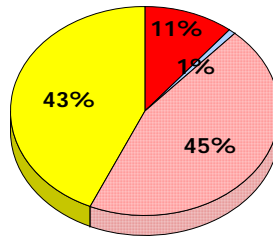
Apr 30,  
2013 (8)

School data with 5 or fewer students  
withheld for reasons of confidentiality.



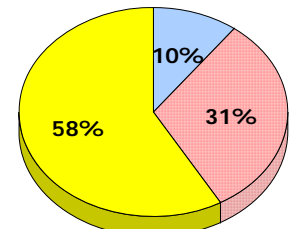
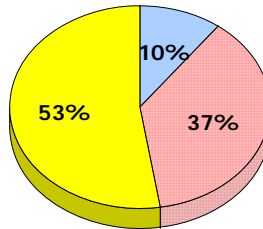
**2012**

Apr 30,  
2012 (5)



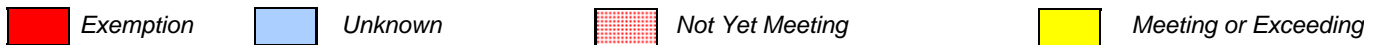
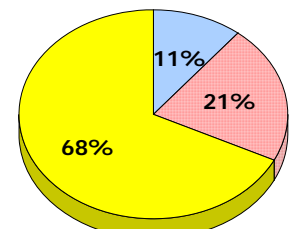
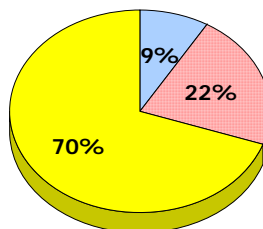
**2011**

AGR (6)



**2010**

AGR (11)



\* In some cases, CRT numbers may exceed AGR numbers based on late enrolments. Pie chart is based on the number of students who wrote the CRT.

\* Mushuau Innu Natuashish School and Sheshatshiu Innu School are excluded from district and provincial results.

District 2 - Western

School #: 096    Our Lady of the Cape School

**Demand Writing**

*Percentage of students at level 3 or above (2010 - 2013)*

*School data with 5 or fewer students withheld for reasons of confidentiality.*



**Reading**

*Percentage of students at level 3 or above (2010 - 2013)*

*School data with 5 or fewer students withheld for reasons of confidentiality.*



\* In some cases, CRT numbers may exceed AGR numbers based on late enrolments. Pie chart is based on the number of students who wrote the CRT.

\* Mushuau Innu Natuashish School and Sheshatshiu Innu School are excluded from district and provincial results.

District 2 - Western

School #: 097 St. James' Elementary

**Demand Writing**

**School**

**District**

**Province**

Creative Writing

Persuasive Writing

Creative Writing

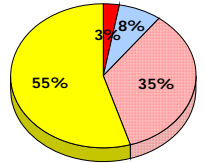
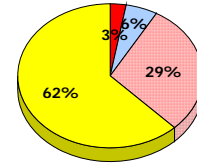
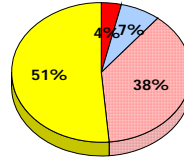
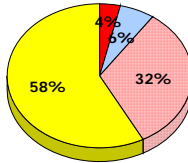
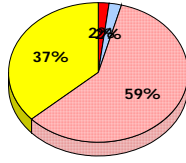
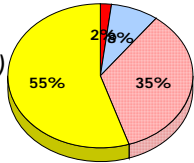
Persuasive Writing

Creative Writing

Persuasive Writing

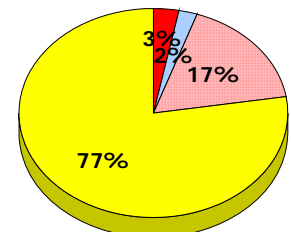
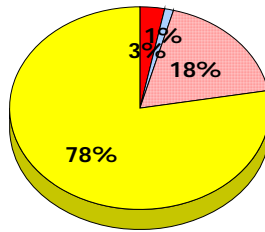
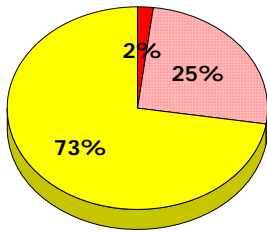
**2013**

Apr 30, 2013 (49)



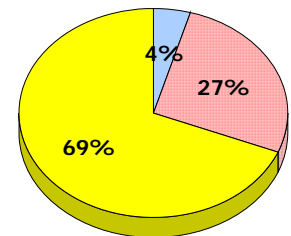
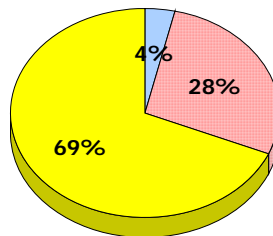
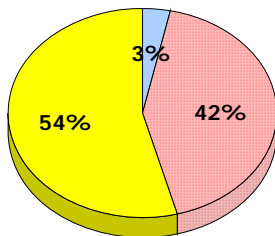
**2012**

Apr 30, 2012 (51)



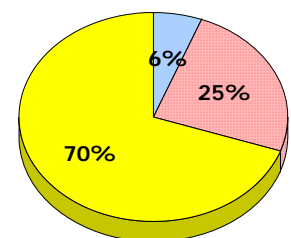
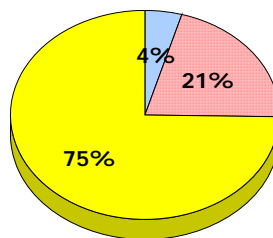
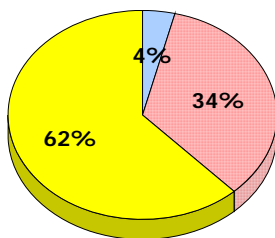
**2011**

AGR (59)



**2010**

AGR (50)



■ Exemption     
 ■ Unknown     
 ■ Not Yet Meeting     
 ■ Meeting or Exceeding

\* In some cases, CRT numbers may exceed AGR numbers based on late enrolments. Pie chart is based on the number of students who wrote the CRT.  
 \* Mushuau Innu Natuashish School and Sheshatshiu Innu School are excluded from district and provincial results.

Primary English Language Arts  
4 Year Provincial Assessment, June 2013  
Student Population Report  
(average scores)

District 2 - Western

School #: 097 St. James' Elementary

**Reading**

**School**

**District**

**Province**

Non - Fiction

Fiction

Non - Fiction

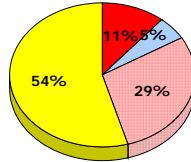
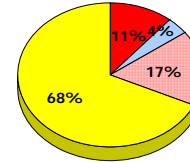
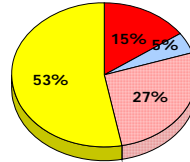
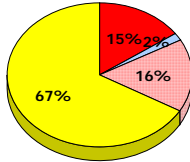
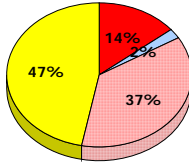
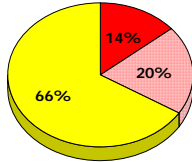
Fiction

Non - Fiction

Fiction

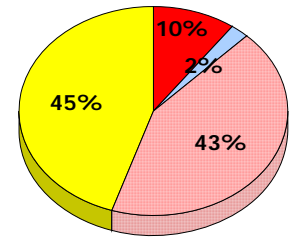
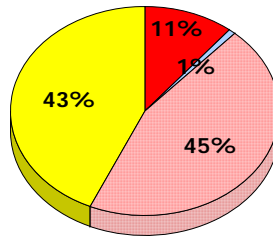
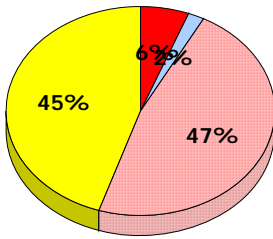
**2013**

Apr 30,  
2013 (49)



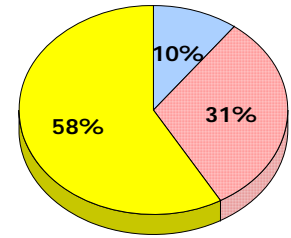
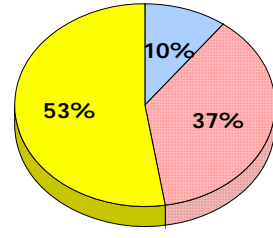
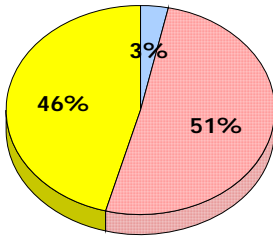
**2012**

Apr 30,  
2012 (51)



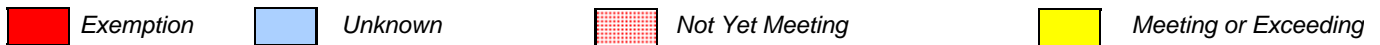
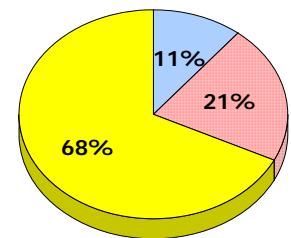
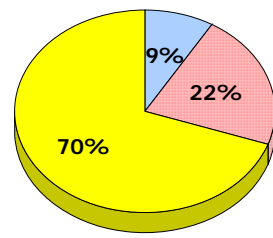
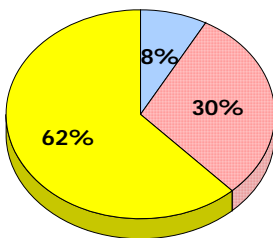
**2011**

AGR (59)



**2010**

AGR (50)



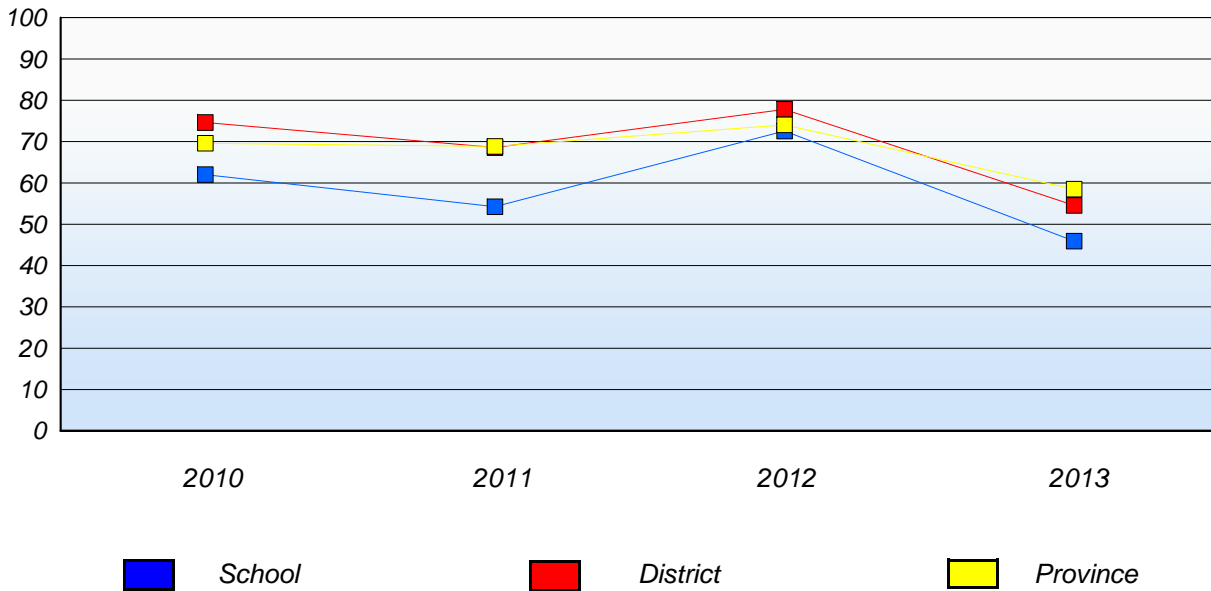
\* In some cases, CRT numbers may exceed AGR numbers based on late enrolments. Pie chart is based on the number of students who wrote the CRT.  
 \* Mushuau Innu Natuashish School and Sheshatshiu Innu School are excluded from district and provincial results.



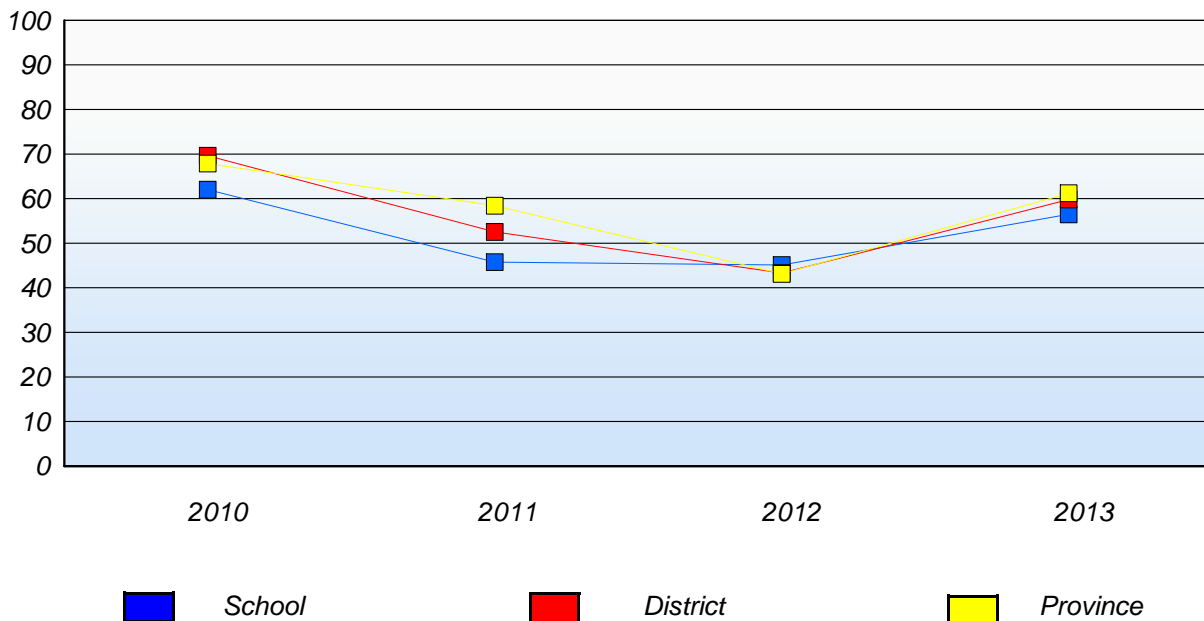
District 2 - Western

School #: 097 St. James' Elementary

**Demand Writing**  
Percentage of students at level 3 or above (2010 - 2013)



**Reading**  
Percentage of students at level 3 or above (2010 - 2013)



\* In some cases, CRT numbers may exceed AGR numbers based on late enrolments. Pie chart is based on the number of students who wrote the CRT.

\* Mushuau Innu Natuashish School and Sheshatshiu Innu School are excluded from district and provincial results.

District 2 - Western

School #: 103 LeGallais Memorial

**Demand Writing**

**School**

**District**

**Province**

Creative Writing

Persuasive Writing

Creative Writing

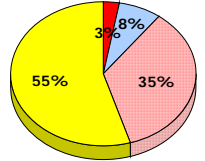
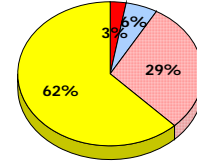
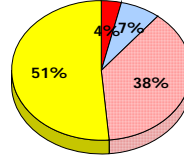
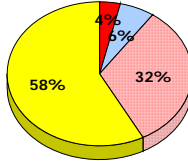
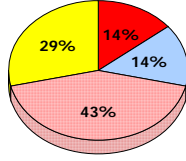
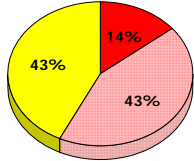
Persuasive Writing

Creative Writing

Persuasive Writing

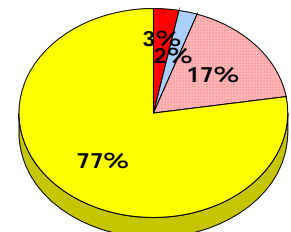
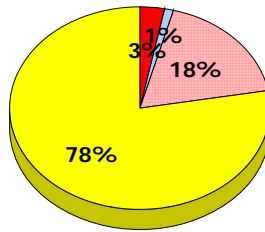
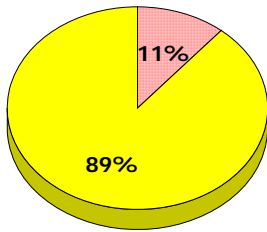
**2013**

Apr 30, 2013 (7)



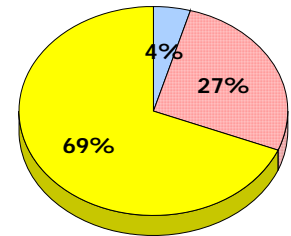
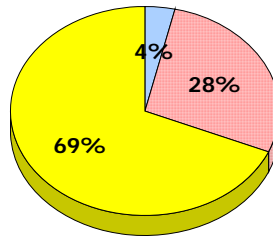
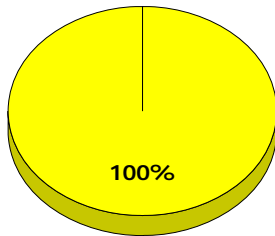
**2012**

Apr 30, 2012 (9)



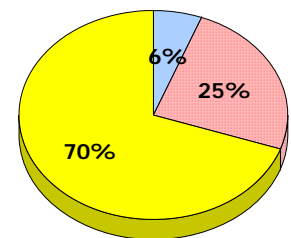
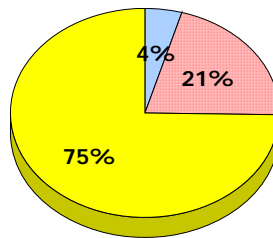
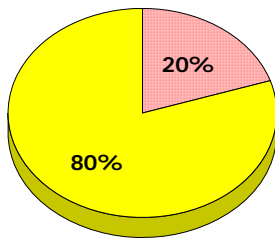
**2011**

AGR (11)



**2010**

AGR (5)



■ Exemption     
 ■ Unknown     
 ■ Not Yet Meeting     
 ■ Meeting or Exceeding

\* In some cases, CRT numbers may exceed AGR numbers based on late enrolments. Pie chart is based on the number of students who wrote the CRT.  
 \* Mushuau Innu Natuashish School and Sheshatshiu Innu School are excluded from district and provincial results.

Primary English Language Arts  
4 Year Provincial Assessment, June 2013  
Student Population Report  
(average scores)

District 2 - Western

School #: 103 LeGallais Memorial

**Reading**

**School**

**District**

**Province**

Non - Fiction

Fiction

Non - Fiction

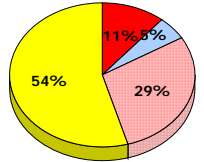
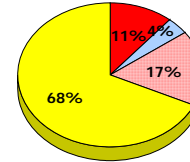
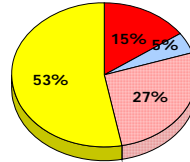
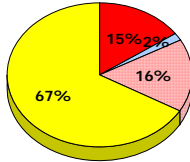
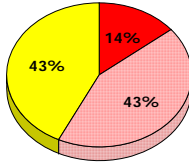
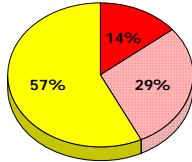
Fiction

Non - Fiction

Fiction

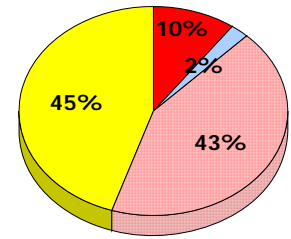
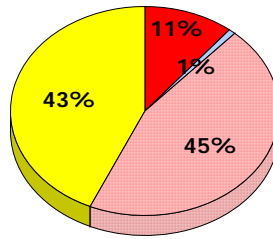
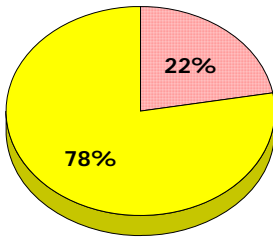
**2013**

Apr 30,  
2013 (7)



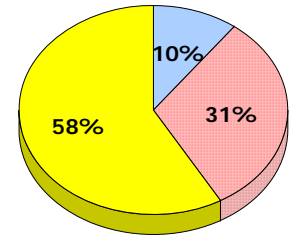
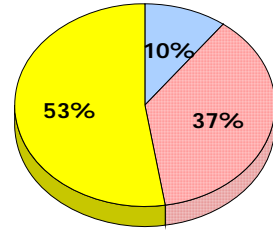
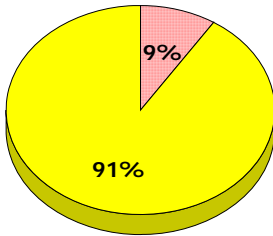
**2012**

Apr 30,  
2012 (9)



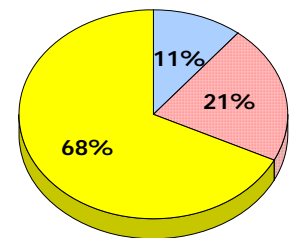
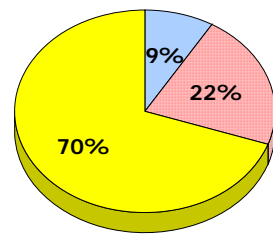
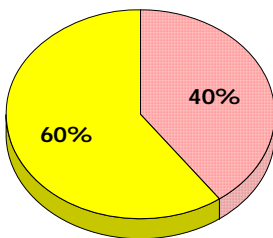
**2011**

AGR (11)



**2010**

AGR (5)



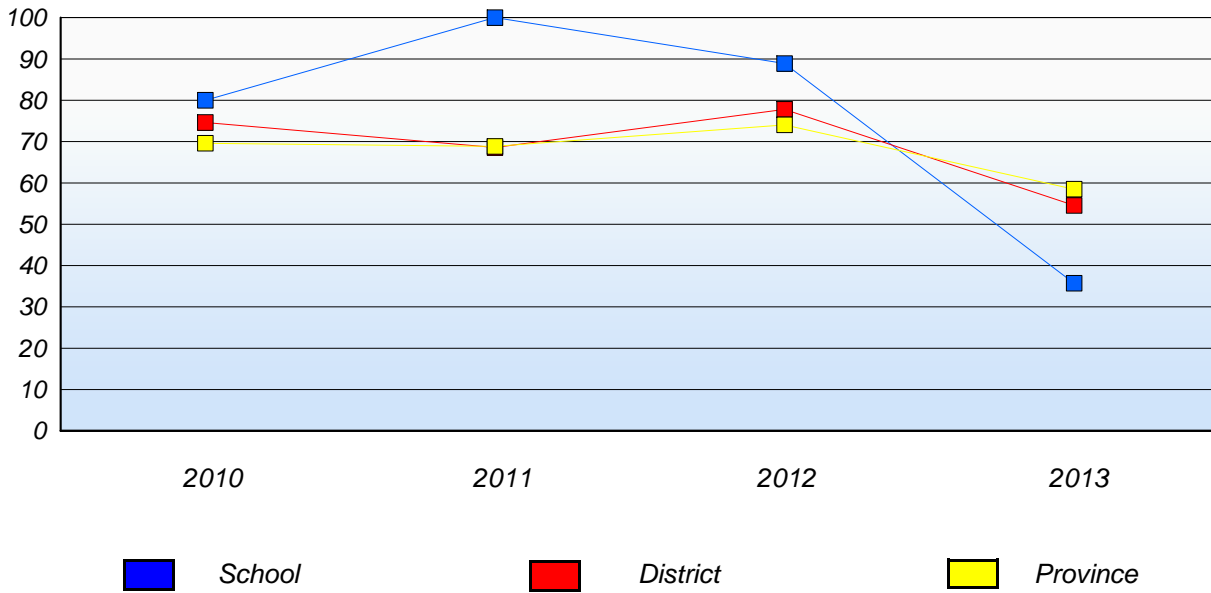
■ Exemption   
 ■ Unknown   
 ■ Not Yet Meeting   
 ■ Meeting or Exceeding

\* In some cases, CRT numbers may exceed AGR numbers based on late enrolments. Pie chart is based on the number of students who wrote the CRT.  
 \* Mushuau Innu Natuashish School and Sheshatshiu Innu School are excluded from district and provincial results.

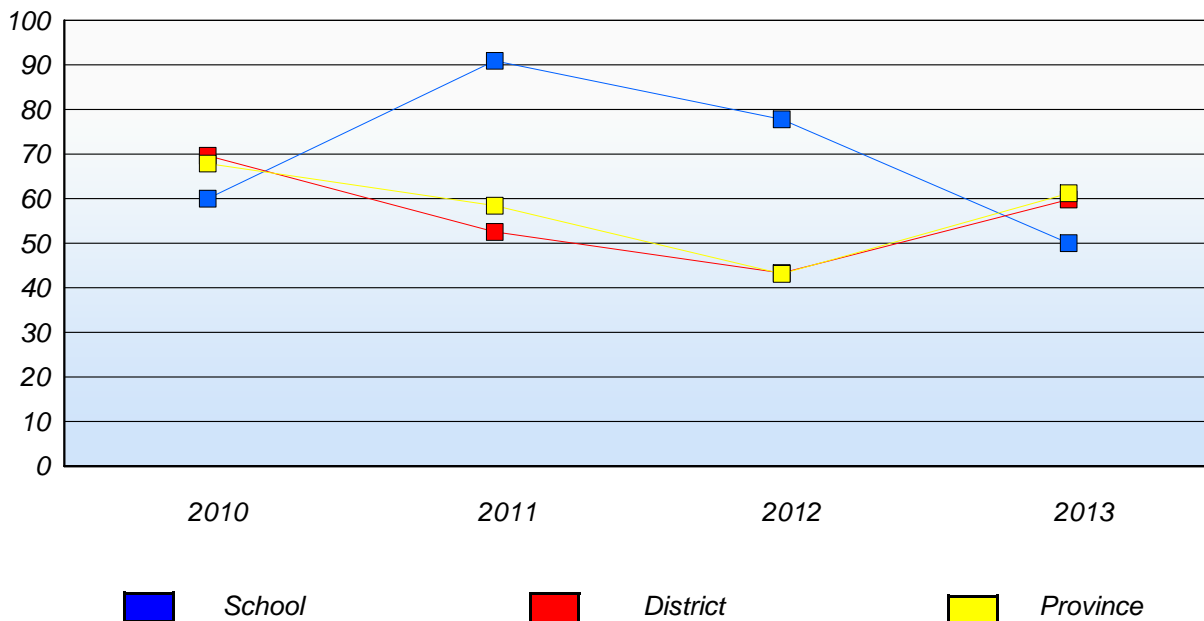
District 2 - Western

School #: 103 LeGallais Memorial

**Demand Writing**  
Percentage of students at level 3 or above (2010 - 2013)



**Reading**  
Percentage of students at level 3 or above (2010 - 2013)



\* In some cases, CRT numbers may exceed AGR numbers based on late enrolments. Pie chart is based on the number of students who wrote the CRT.

\* Mushuau Innu Natuashish School and Sheshatshiu Innu School are excluded from district and provincial results.

District 2 - Western

School #: 106 Lourdes Elementary

**Demand Writing**

School

District

Province

Creative Writing

Persuasive Writing

Creative Writing

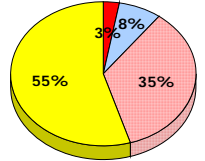
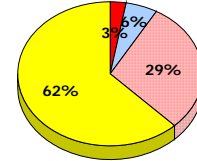
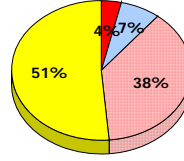
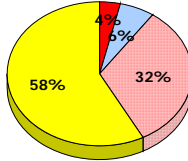
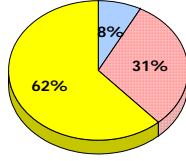
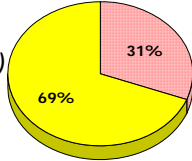
Persuasive Writing

Creative Writing

Persuasive Writing

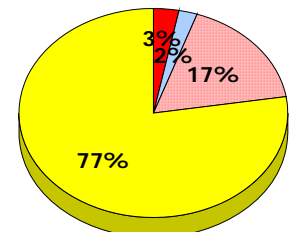
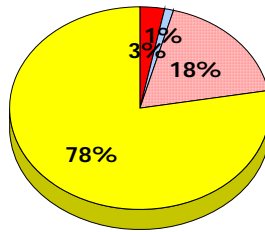
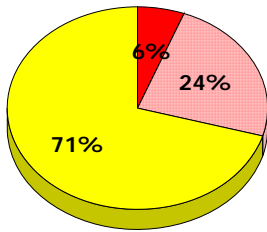
**2013**

Apr 30, 2013 (13)



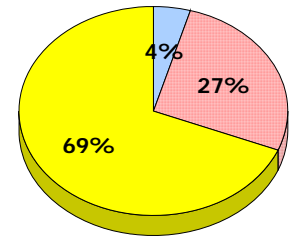
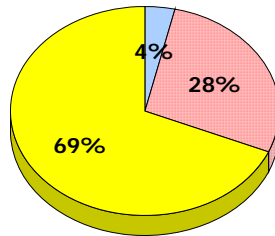
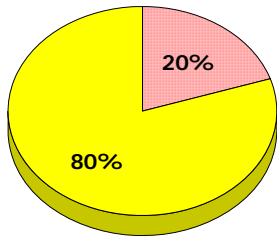
**2012**

Apr 30, 2012 (16)



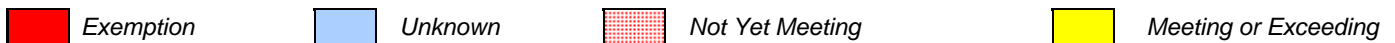
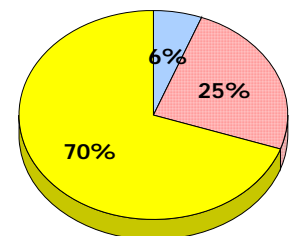
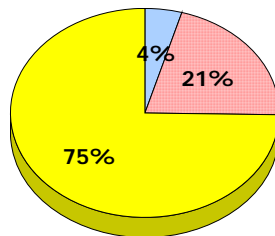
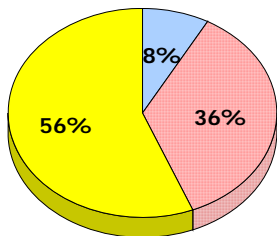
**2011**

AGR (15)



**2010**

AGR (25)



\* In some cases, CRT numbers may exceed AGR numbers based on late enrolments. Pie chart is based on the number of students who wrote the CRT.  
 \* Mushuau Innu Natuashish School and Sheshatshiu Innu School are excluded from district and provincial results.

District 2 - Western

School #: 106 Lourdes Elementary

**Reading**

**School**

**District**

**Province**

Non - Fiction

Fiction

Non - Fiction

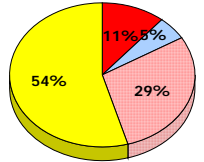
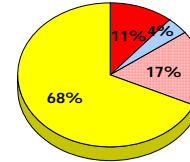
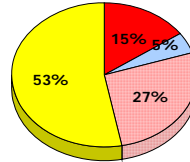
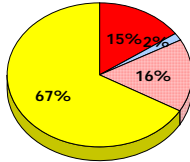
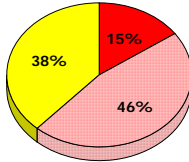
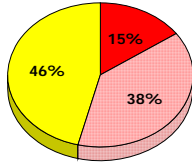
Fiction

Non - Fiction

Fiction

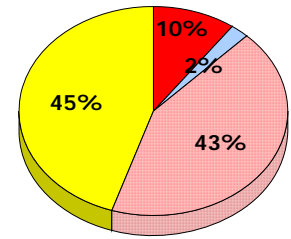
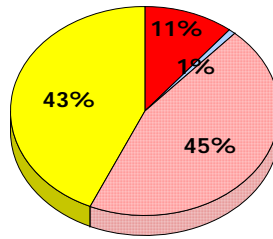
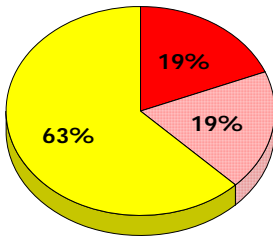
**2013**

Apr 30,  
2013 (13)



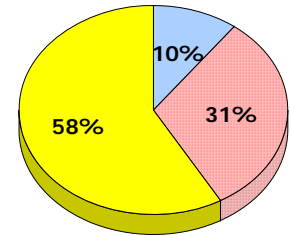
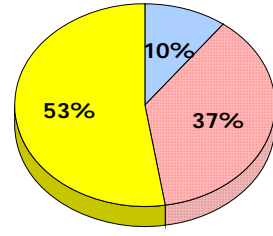
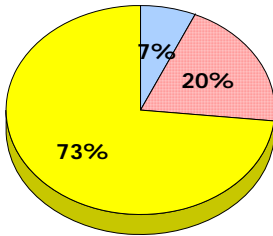
**2012**

Apr 30,  
2012 (16)



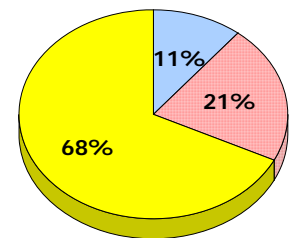
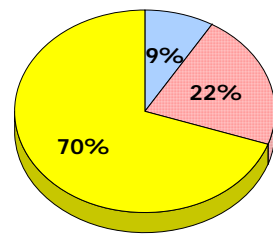
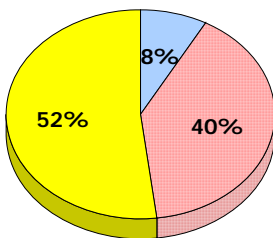
**2011**

AGR (15)



**2010**

AGR (25)



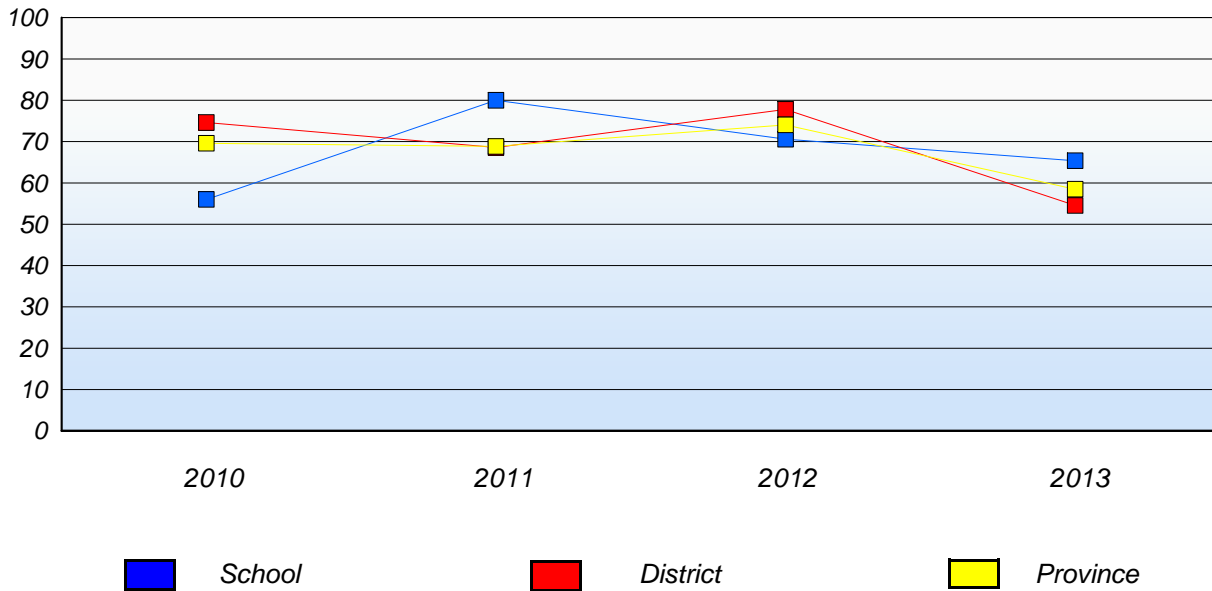
■ Exemption    
 ■ Unknown    
 ■ Not Yet Meeting    
 ■ Meeting or Exceeding

\* In some cases, CRT numbers may exceed AGR numbers based on late enrolments. Pie chart is based on the number of students who wrote the CRT.  
 \* Mushuau Innu Natuashish School and Sheshatshiu Innu School are excluded from district and provincial results.

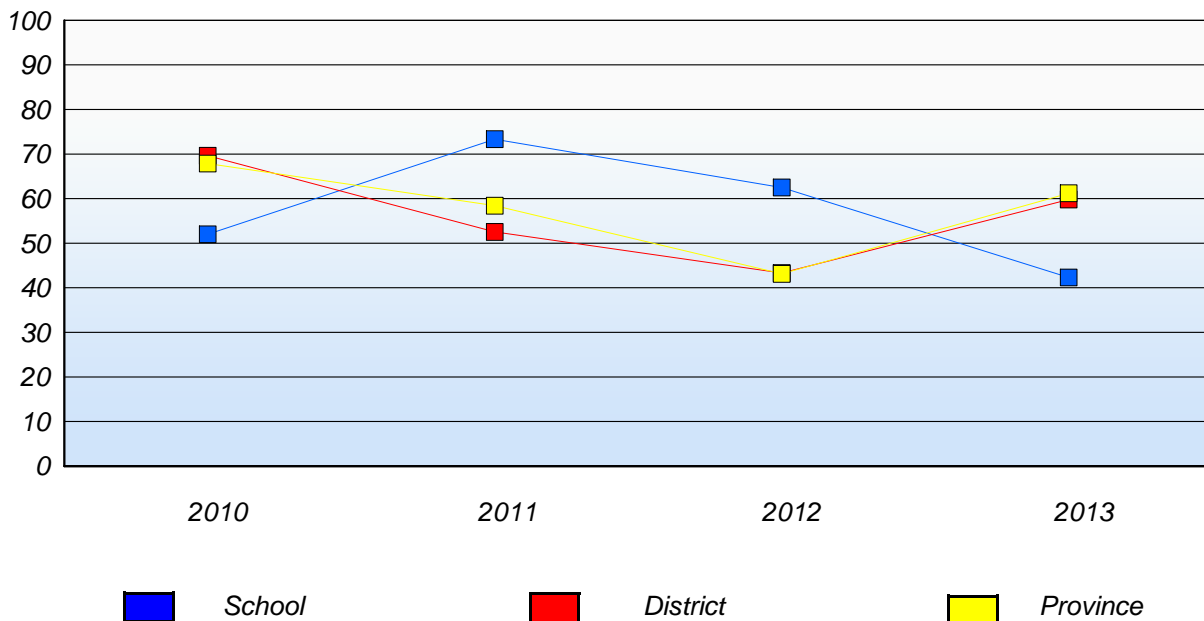
District 2 - Western

School #: 106    Lourdes Elementary

**Demand Writing**  
Percentage of students at level 3 or above (2010 - 2013)



**Reading**  
Percentage of students at level 3 or above (2010 - 2013)



\* In some cases, CRT numbers may exceed AGR numbers based on late enrolments. Pie chart is based on the number of students who wrote the CRT.

\* Mushuau Innu Natuashish School and Sheshatshiu Innu School are excluded from district and provincial results.

District 2 - Western

School #: 111 St. Thomas Aquinas

**Demand Writing**

**School**

**District**

**Province**

Creative Writing

Persuasive Writing

Creative Writing

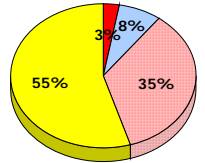
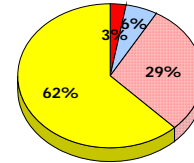
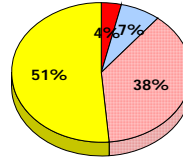
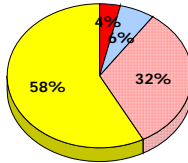
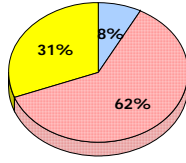
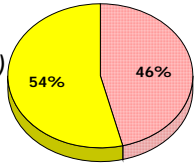
Persuasive Writing

Creative Writing

Persuasive Writing

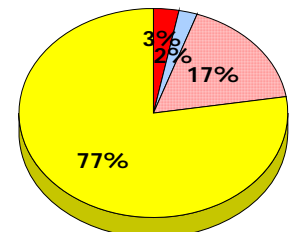
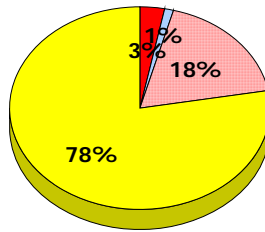
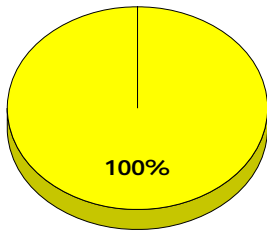
**2013**

Apr 30, 2013 (13)



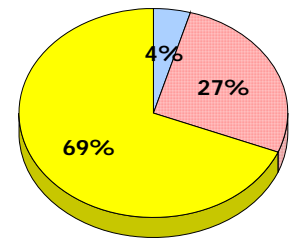
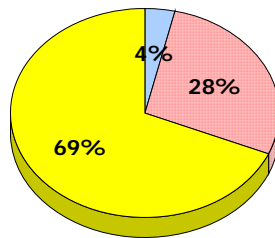
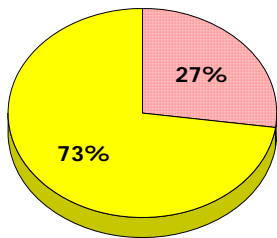
**2012**

Apr 30, 2012 (10)



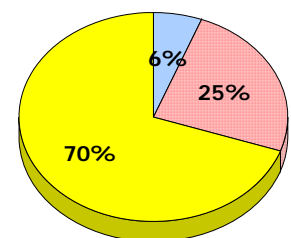
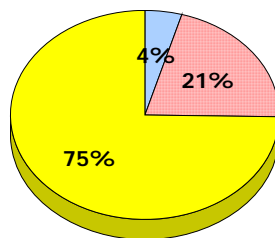
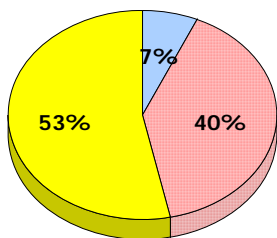
**2011**

AGR (11)



**2010**

AGR (15)



■ Exemption     
 ■ Unknown     
  Not Yet Meeting     
 ■ Meeting or Exceeding

\* In some cases, CRT numbers may exceed AGR numbers based on late enrolments. Pie chart is based on the number of students who wrote the CRT.  
 \* Mushuau Innu Natuashish School and Sheshatshiu Innu School are excluded from district and provincial results.



District 2 - Western

School #: 111 St. Thomas Aquinas

**Reading**

**School**

**District**

**Province**

Non - Fiction

Fiction

Non - Fiction

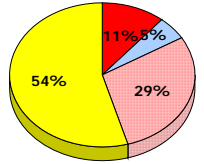
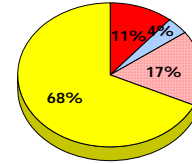
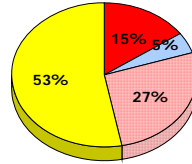
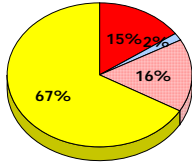
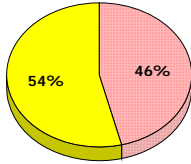
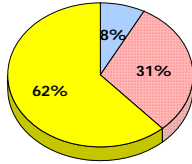
Fiction

Non - Fiction

Fiction

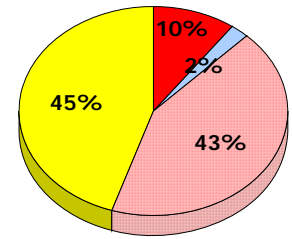
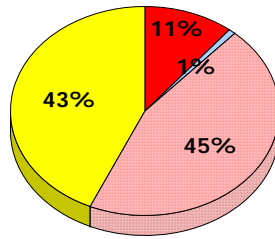
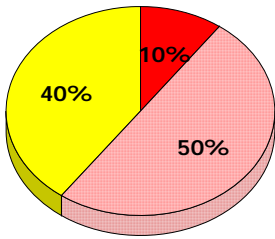
**2013**

Apr 30,  
2013 (13)



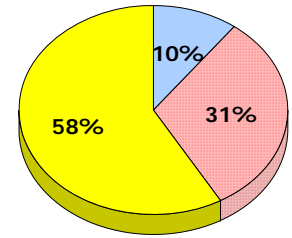
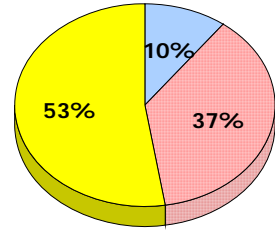
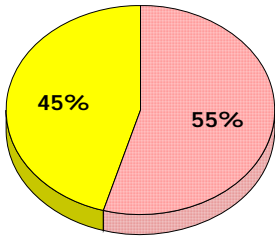
**2012**

Apr 30,  
2012 (10)



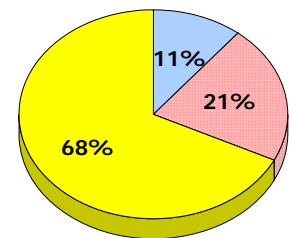
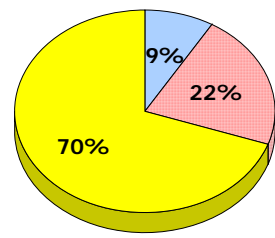
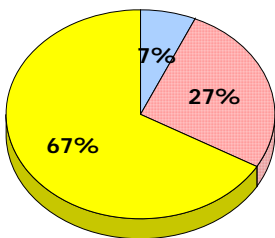
**2011**

AGR (11)



**2010**

AGR (15)



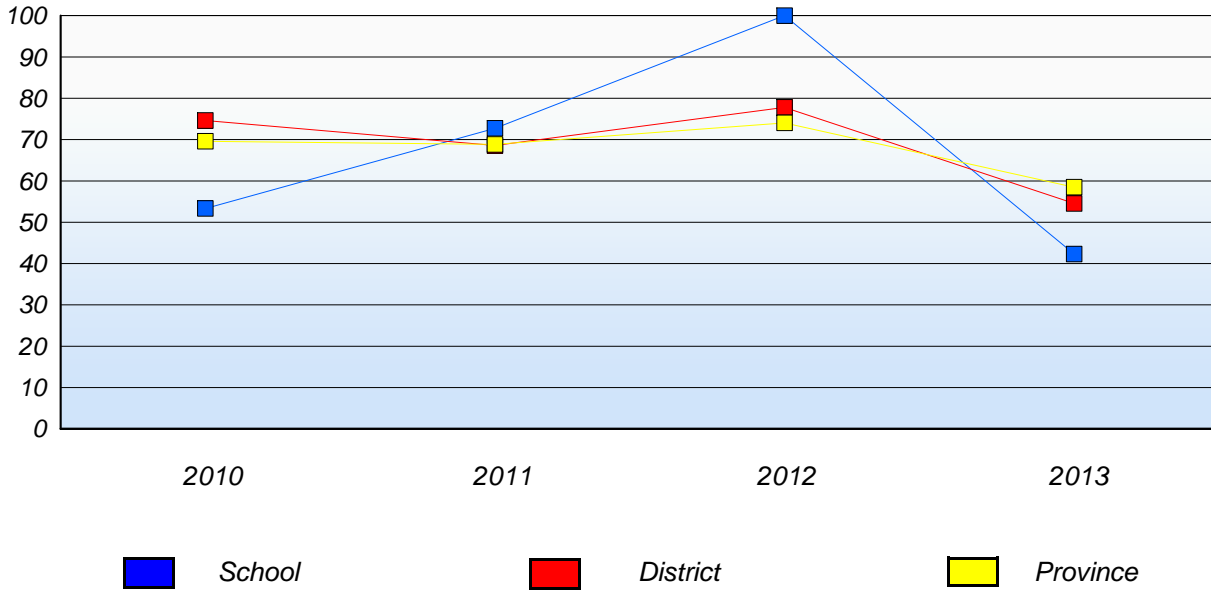
■ Exemption    
 ■ Unknown    
 ■ Not Yet Meeting    
 ■ Meeting or Exceeding

\* In some cases, CRT numbers may exceed AGR numbers based on late enrolments. Pie chart is based on the number of students who wrote the CRT.  
 \* Mushuau Innu Natuashish School and Sheshatshiu Innu School are excluded from district and provincial results.

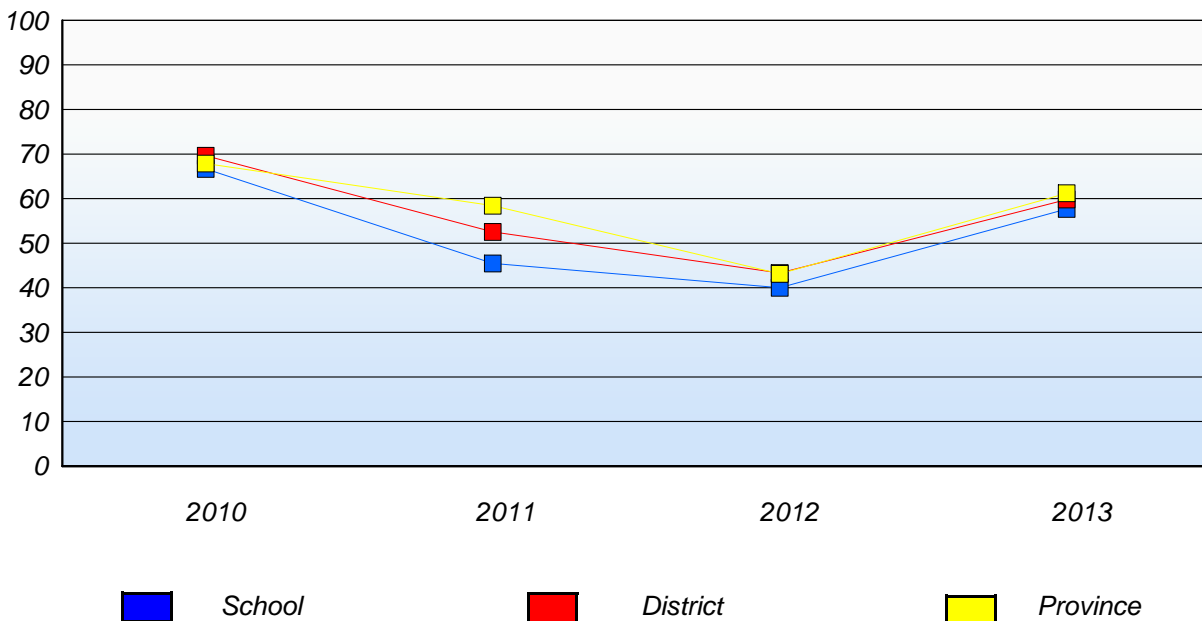
District 2 - Western

School #: 111 St. Thomas Aquinas

**Demand Writing**  
Percentage of students at level 3 or above (2010 - 2013)



**Reading**  
Percentage of students at level 3 or above (2010 - 2013)



\* In some cases, CRT numbers may exceed AGR numbers based on late enrolments. Pie chart is based on the number of students who wrote the CRT.

\* Mushuau Innu Natuashish School and Sheshatshiu Innu School are excluded from district and provincial results.

District 2 - Western

School #: 113 St. Boniface All Grade

**Demand Writing**

School

District

Province

Creative Writing

Persuasive Writing

Creative Writing

Persuasive Writing

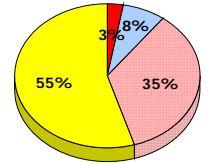
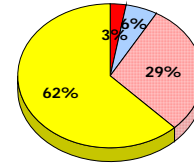
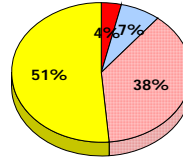
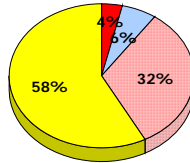
Creative Writing

Persuasive Writing

**2013**

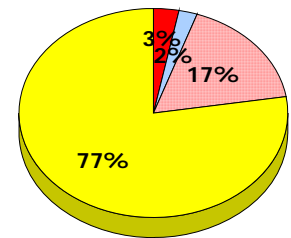
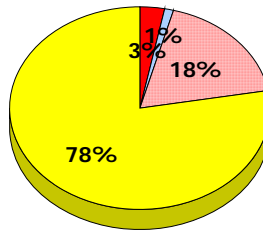
Apr 30, 2013 (3)

*School data with 5 or fewer students withheld for reasons of confidentiality.*



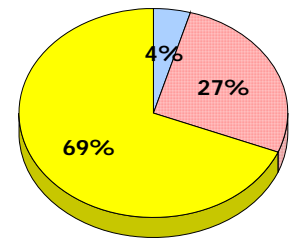
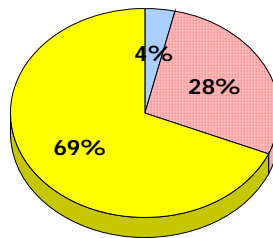
**2012**

Apr 30, 2012 (1)



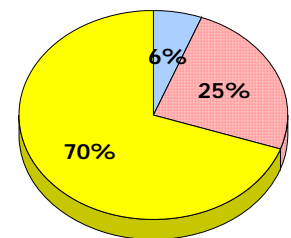
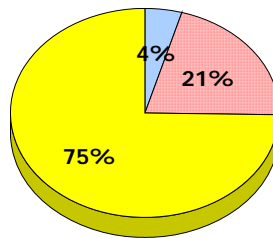
**2011**

AGR (4)



**2010**

AGR (3)



Exemption

Unknown

Not Yet Meeting

Meeting or Exceeding

\* In some cases, CRT numbers may exceed AGR numbers based on late enrolments. Pie chart is based on the number of students who wrote the CRT.

\* Mushuau Innu Natuashish School and Sheshatshiu Innu School are excluded from district and provincial results.

Primary English Language Arts  
4 Year Provincial Assessment, June 2013  
Student Population Report  
(average scores)

District 2 - Western

School #: 113 St. Boniface All Grade

**Reading**

**School**

**District**

**Province**

Non - Fiction

Fiction

Non - Fiction

Fiction

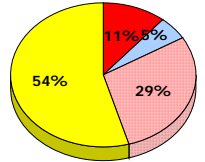
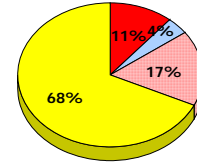
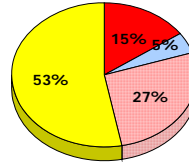
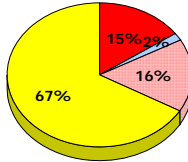
Non - Fiction

Fiction

**2013**

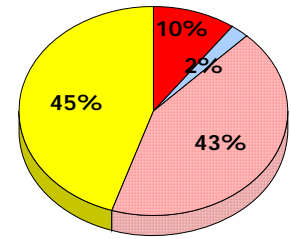
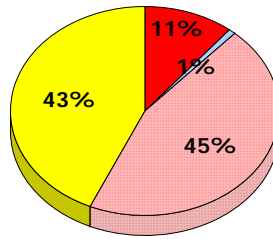
Apr 30,  
2013 (3)

School data with 5 or fewer students  
withheld for reasons of confidentiality.



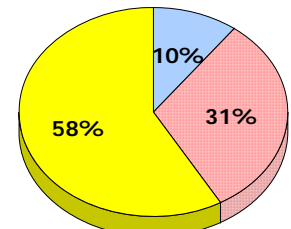
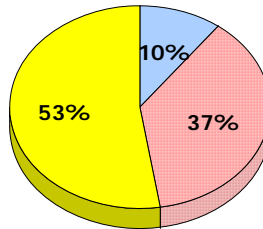
**2012**

Apr 30,  
2012 (1)



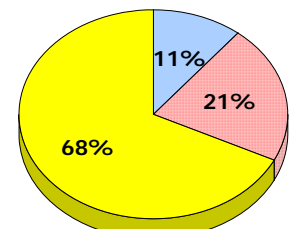
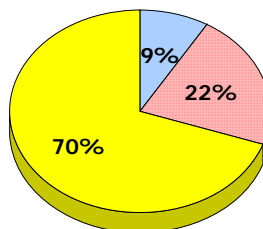
**2011**

AGR (4)



**2010**

AGR (3)



■ Exemption    
 ■ Unknown    
 ■ Not Yet Meeting    
 ■ Meeting or Exceeding

\* In some cases, CRT numbers may exceed AGR numbers based on late enrolments. Pie chart is based on the number of students who wrote the CRT.  
 \* Mushuau Innu Natuashish School and Sheshatshiu Innu School are excluded from district and provincial results.

District 2 - Western

School #: 113 St. Boniface All Grade

**Demand Writing**

*Percentage of students at level 3 or above (2010 - 2013)*

*School data with 5 or fewer students withheld for reasons of confidentiality.*



**Reading**

*Percentage of students at level 3 or above (2010 - 2013)*

*School data with 5 or fewer students withheld for reasons of confidentiality.*



\* In some cases, CRT numbers may exceed AGR numbers based on late enrolments. Pie chart is based on the number of students who wrote the CRT.

\* Mushuau Innu Natuashish School and Sheshatshiu Innu School are excluded from district and provincial results.

District 2 - Western

School #: 115 Our Lady of Mercy Elementary

**Demand Writing**

**School**

**District**

**Province**

Creative Writing

Persuasive Writing

Creative Writing

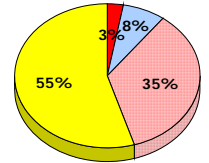
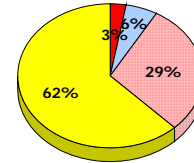
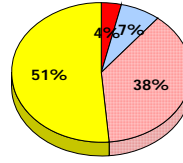
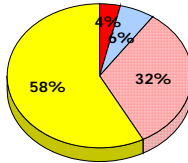
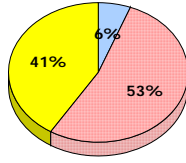
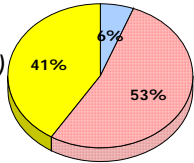
Persuasive Writing

Creative Writing

Persuasive Writing

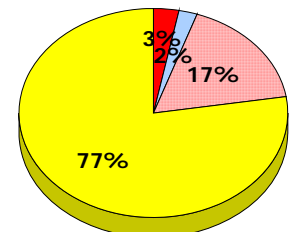
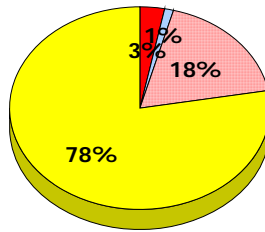
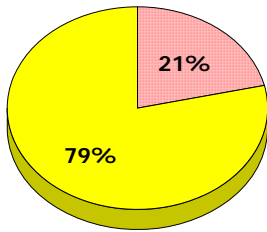
**2013**

Apr 30, 2013 (17)



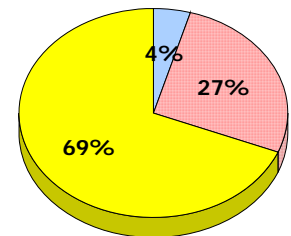
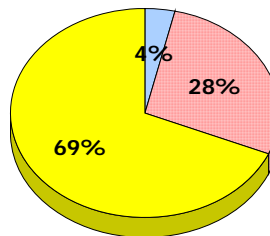
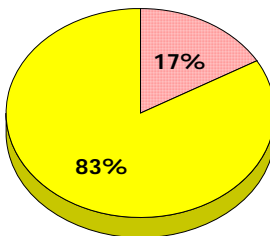
**2012**

Apr 30, 2012 (14)



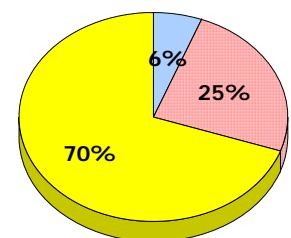
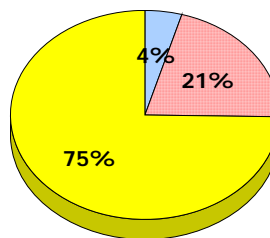
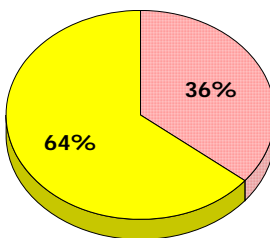
**2011**

AGR (12)



**2010**

AGR (13)



■ Exemption     
 ■ Unknown     
 ■ Not Yet Meeting     
 ■ Meeting or Exceeding

\* In some cases, CRT numbers may exceed AGR numbers based on late enrolments. Pie chart is based on the number of students who wrote the CRT.  
 \* Mushuau Innu Natuashish School and Sheshatshiu Innu School are excluded from district and provincial results.

Primary English Language Arts  
4 Year Provincial Assessment, June 2013  
Student Population Report  
(average scores)

District 2 - Western

School #: 115 Our Lady of Mercy Elementary

**Reading**

**School**

**District**

**Province**

Non - Fiction

Fiction

Non - Fiction

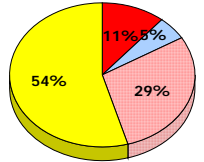
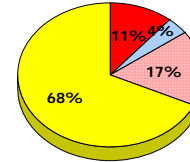
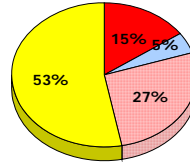
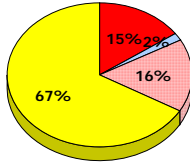
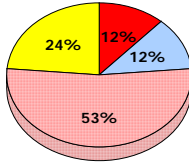
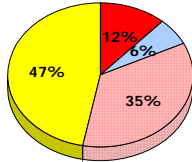
Fiction

Non - Fiction

Fiction

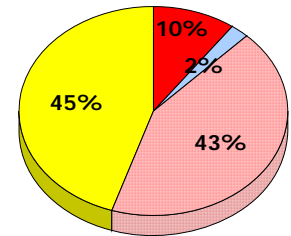
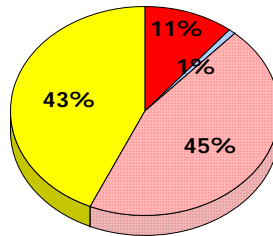
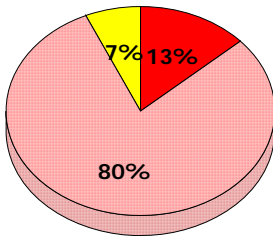
**2013**

Apr 30,  
2013 (17)



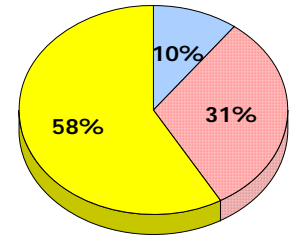
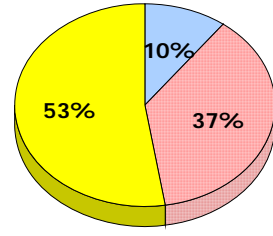
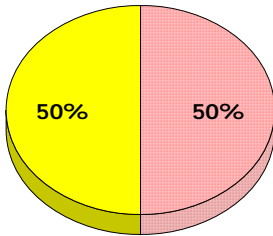
**2012**

Apr 30,  
2012 (14)



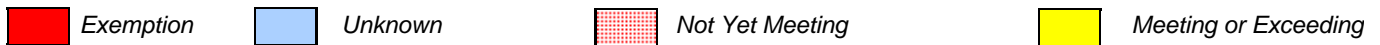
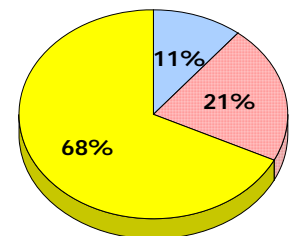
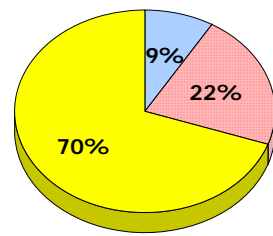
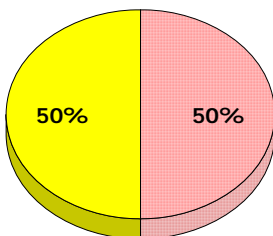
**2011**

AGR (12)



**2010**

AGR (13)



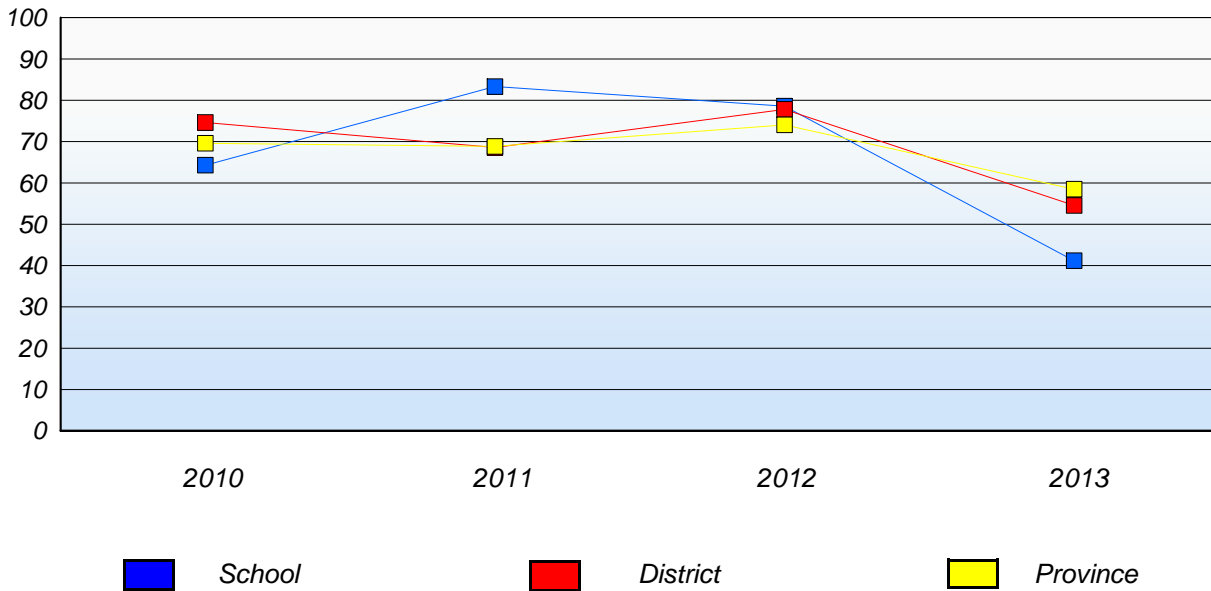
\* In some cases, CRT numbers may exceed AGR numbers based on late enrolments. Pie chart is based on the number of students who wrote the CRT.  
\* Mushuau Innu Natuashish School and Sheshatshiu Innu School are excluded from district and provincial results.

District 2 - Western

School #: 115 Our Lady of Mercy Elementary

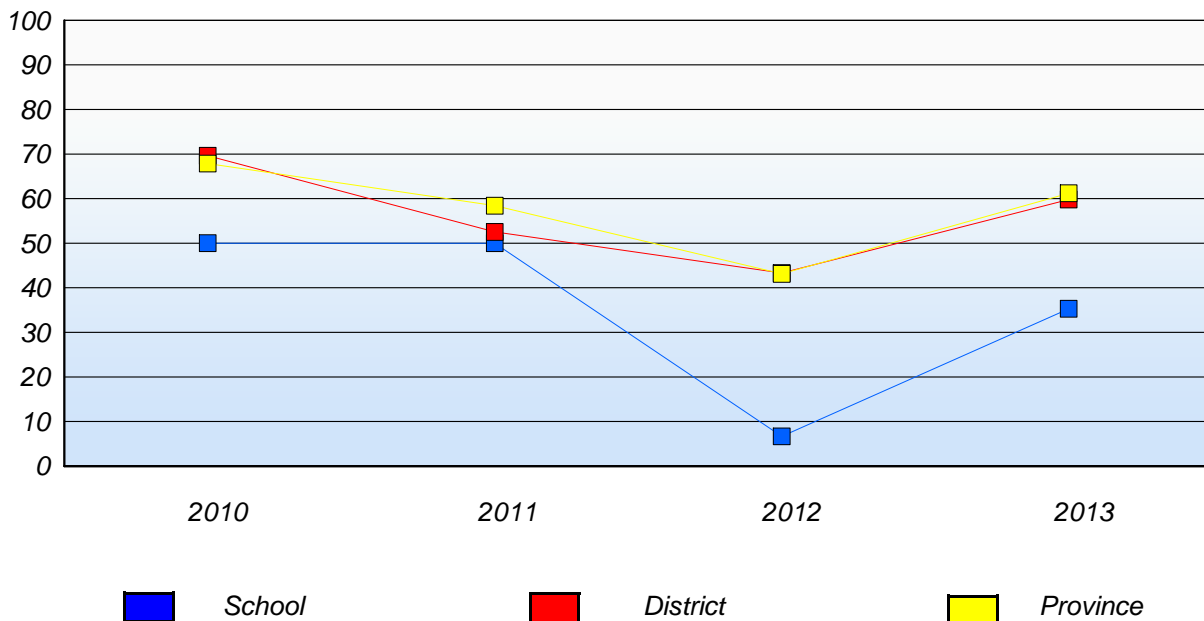
**Demand Writing**

Percentage of students at level 3 or above (2010 - 2013)



**Reading**

Percentage of students at level 3 or above (2010 - 2013)



\* In some cases, CRT numbers may exceed AGR numbers based on late enrolments. Pie chart is based on the number of students who wrote the CRT.

\* Mushuau Innu Natuashish School and Sheshatshiu Innu School are excluded from district and provincial results.



District 2 - Western

School #: 120 Stephenville Primary

**Demand Writing**

**School**

**District**

**Province**

Creative Writing

Persuasive Writing

Creative Writing

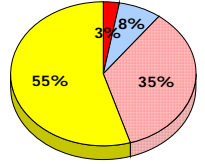
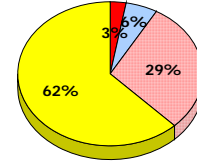
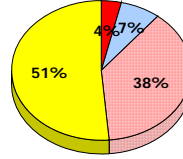
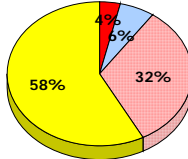
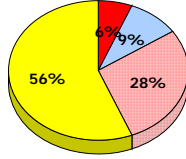
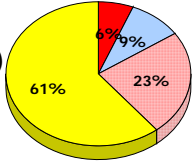
Persuasive Writing

Creative Writing

Persuasive Writing

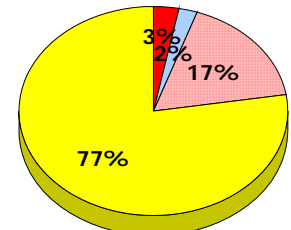
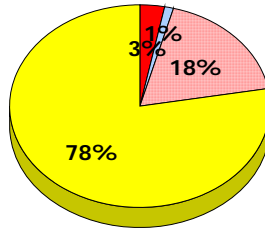
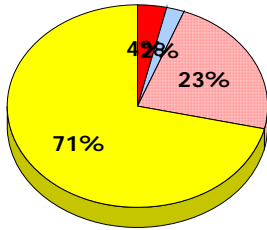
**2013**

Apr 30, 2013 (64)



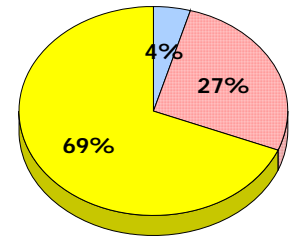
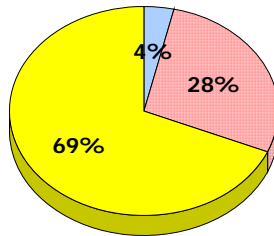
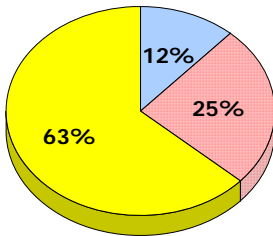
**2012**

Apr 30, 2012 (84)



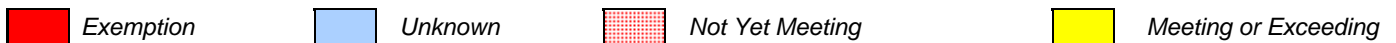
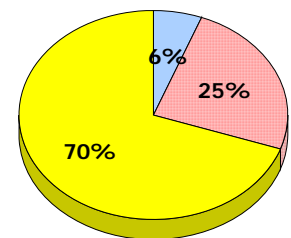
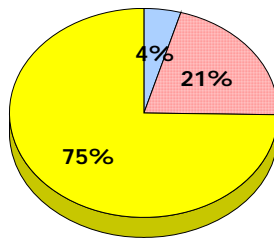
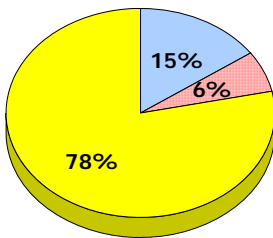
**2011**

AGR (60)



**2010**

AGR (65)



\* In some cases, CRT numbers may exceed AGR numbers based on late enrolments. Pie chart is based on the number of students who wrote the CRT.  
 \* Mushuau Innu Natuashish School and Sheshatshiu Innu School are excluded from district and provincial results.

Primary English Language Arts  
4 Year Provincial Assessment, June 2013  
Student Population Report  
(average scores)

District 2 - Western

School #: 120 Stephenville Primary

**Reading**

**School**

**District**

**Province**

Non - Fiction

Fiction

Non - Fiction

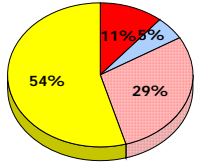
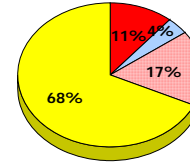
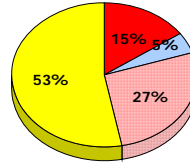
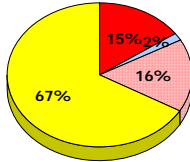
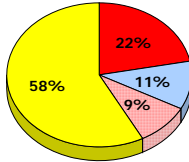
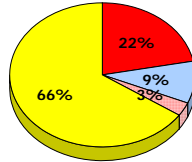
Fiction

Non - Fiction

Fiction

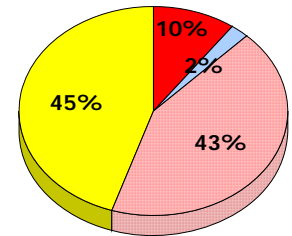
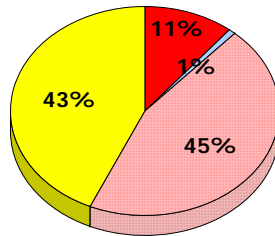
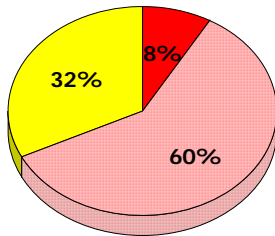
**2013**

Apr 30,  
2013 (64)



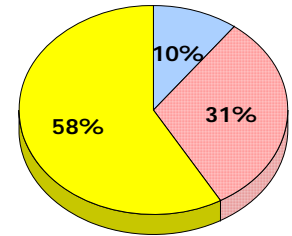
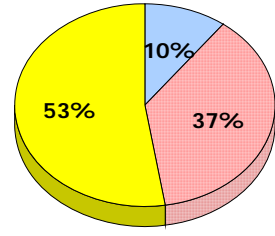
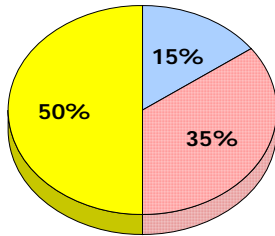
**2012**

Apr 30,  
2012 (84)



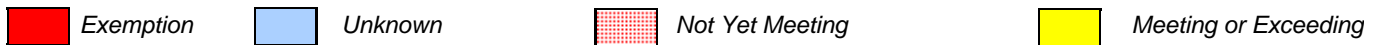
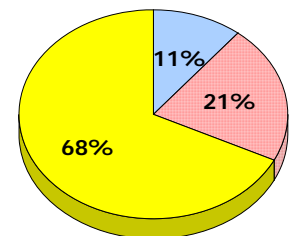
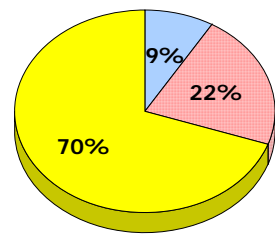
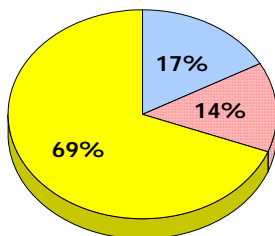
**2011**

AGR (60)



**2010**

AGR (65)



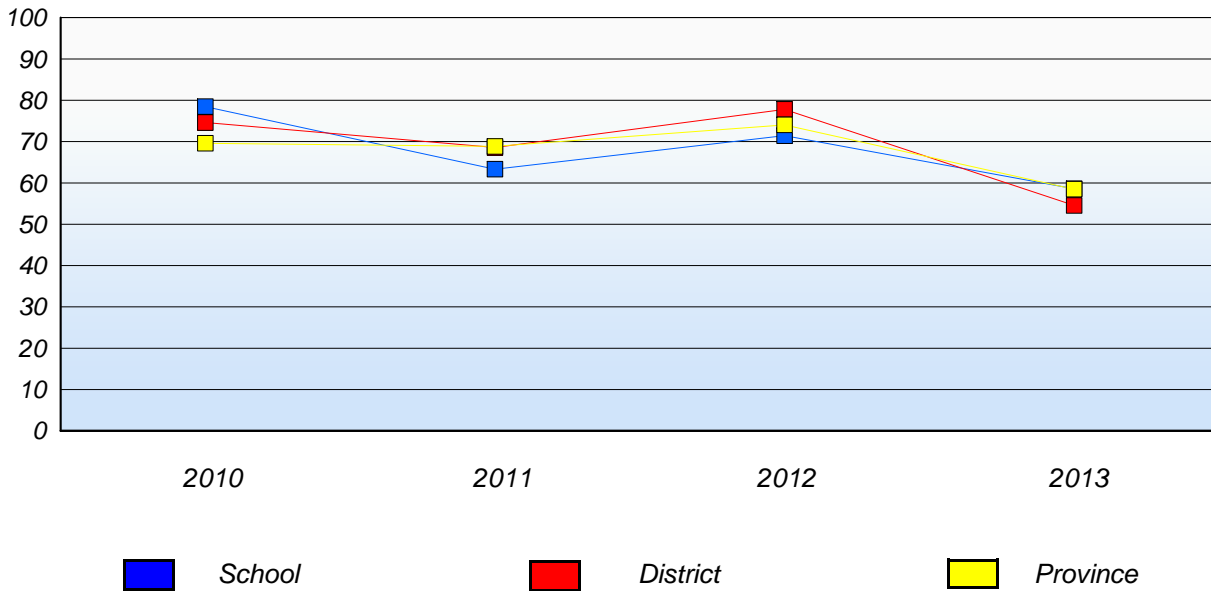
\* In some cases, CRT numbers may exceed AGR numbers based on late enrolments. Pie chart is based on the number of students who wrote the CRT.  
 \* Mushuau Innu Natuashish School and Sheshatshiu Innu School are excluded from district and provincial results.

District 2 - Western

School #: 120 Stephenville Primary

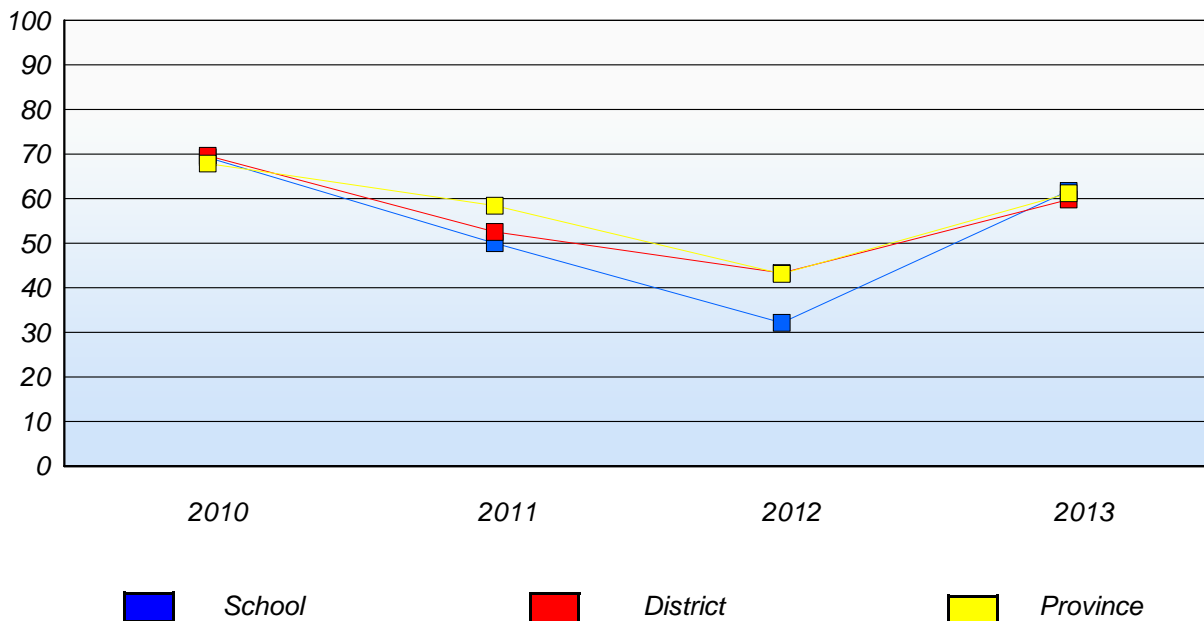
**Demand Writing**

*Percentage of students at level 3 or above (2010 - 2013)*



**Reading**

*Percentage of students at level 3 or above (2010 - 2013)*



\* In some cases, CRT numbers may exceed AGR numbers based on late enrolments. Pie chart is based on the number of students who wrote the CRT.

\* Mushuau Innu Natuashish School and Sheshatshiu Innu School are excluded from district and provincial results.

District 2 - Western

School #: 123 St. Michael's Elementary

**Demand Writing**

School

District

Province

Creative Writing

Persuasive Writing

Creative Writing

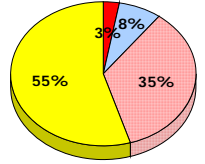
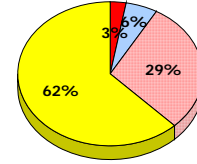
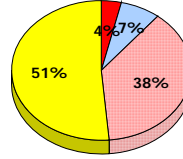
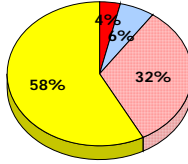
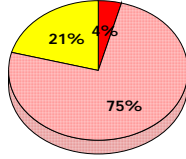
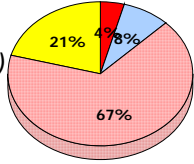
Persuasive Writing

Creative Writing

Persuasive Writing

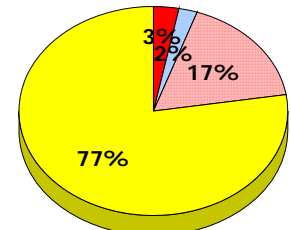
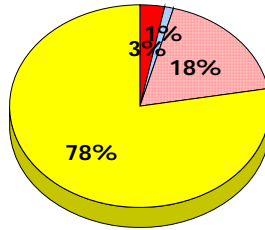
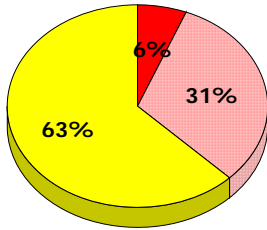
**2013**

Apr 30, 2013 (24)



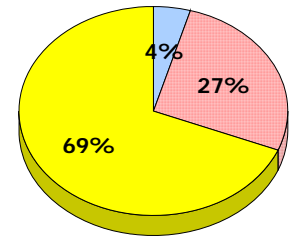
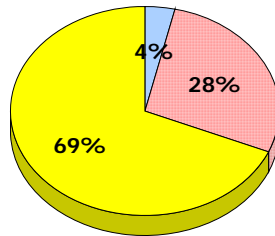
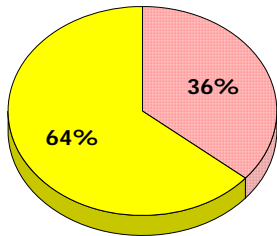
**2012**

Apr 30, 2012 (16)




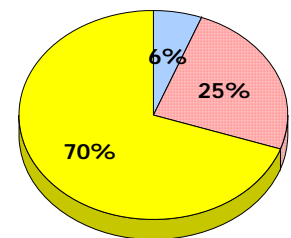
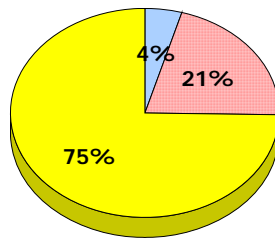
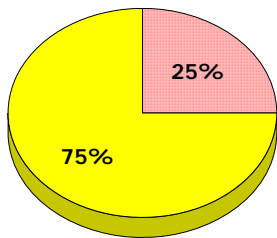
**2011**

AGR (24)



**2010**

AGR (8)



\* In some cases, CRT numbers may exceed AGR numbers based on late enrolments. Pie chart is based on the number of students who wrote the CRT.  
 \* Mushuau Innu Natuashish School and Sheshatshiu Innu School are excluded from district and provincial results.

**Primary English Language Arts  
4 Year Provincial Assessment, June 2013  
Student Population Report  
(average scores)**

District 2 - Western

School #: 123 St. Michael's Elementary

**Reading**

**School**

**District**

**Province**

Non - Fiction

Fiction

Non - Fiction

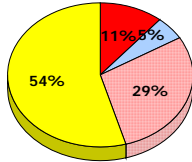
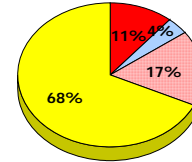
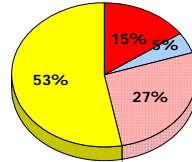
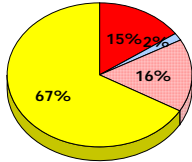
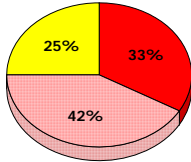
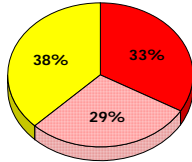
Fiction

Non - Fiction

Fiction

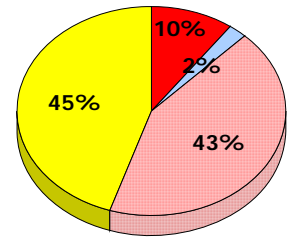
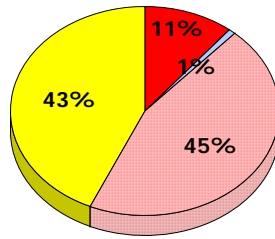
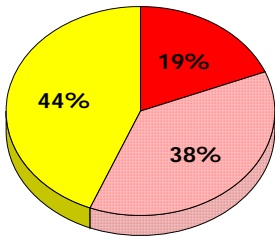
**2013**

Apr 30,  
2013 (24)



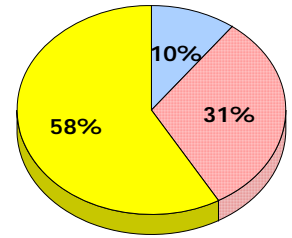
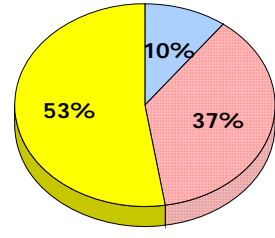
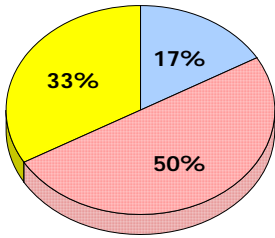
**2012**

Apr 30,  
2012 (16)



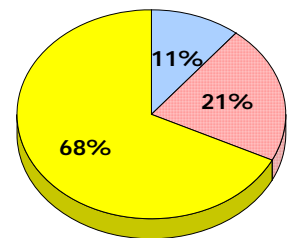
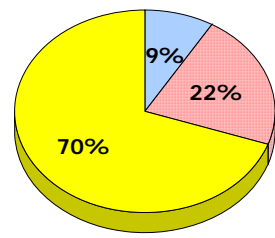
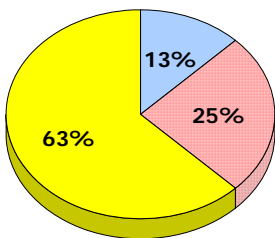
**2011**

AGR (24)



**2010**

AGR (8)



■ Exemption    
 ■ Unknown    
  Not Yet Meeting    
 ■ Meeting or Exceeding

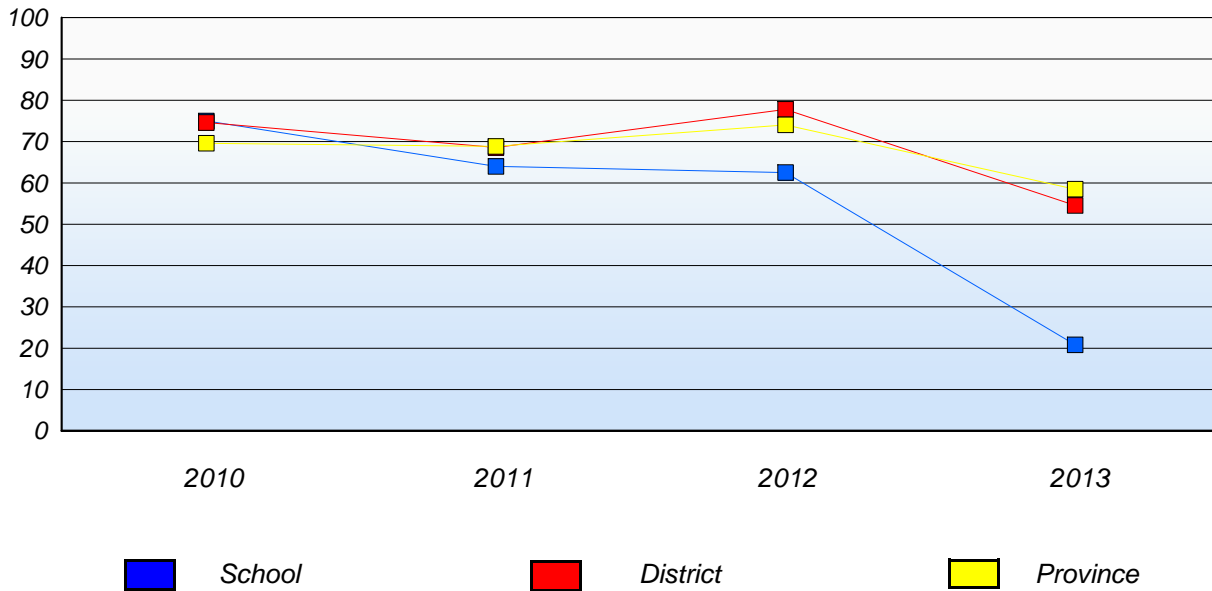
\* In some cases, CRT numbers may exceed AGR numbers based on late enrolments. Pie chart is based on the number of students who wrote the CRT.  
 \* Mushuau Innu Natuashish School and Sheshatshiu Innu School are excluded from district and provincial results.

District 2 - Western

School #: 123 St. Michael's Elementary

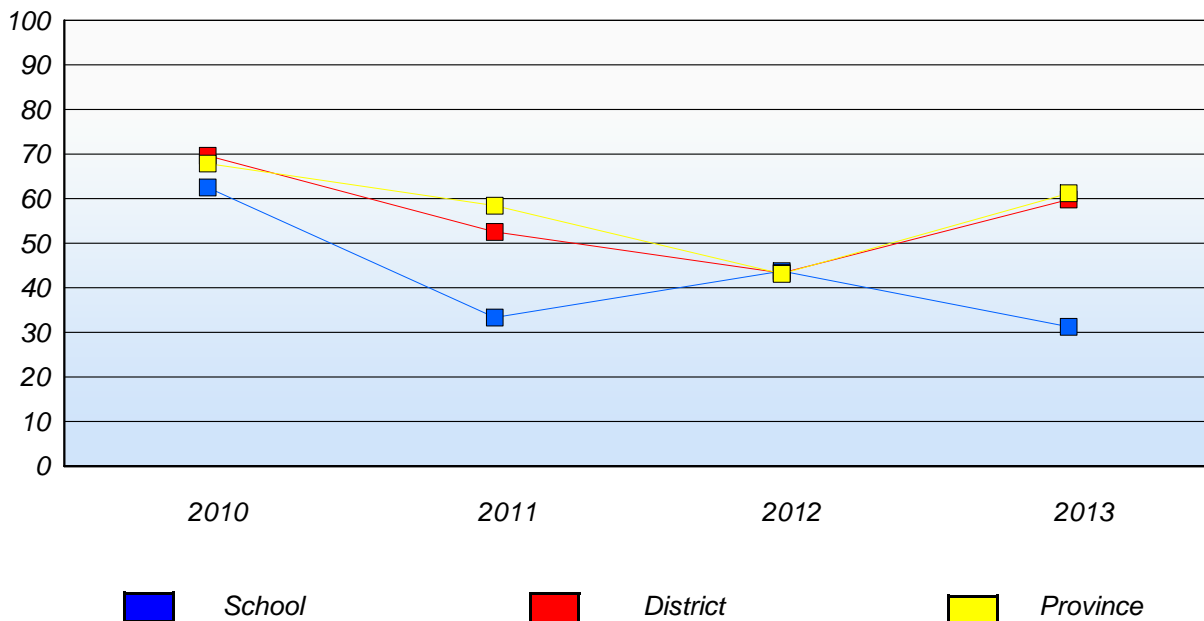
**Demand Writing**

Percentage of students at level 3 or above (2010 - 2013)



**Reading**

Percentage of students at level 3 or above (2010 - 2013)



\* In some cases, CRT numbers may exceed AGR numbers based on late enrolments. Pie chart is based on the number of students who wrote the CRT.

\* Mushuau Innu Natuashish School and Sheshatshiu Innu School are excluded from district and provincial results.

District 2 - Western

School #: 388 Long Range Academy

***Demand Writing***

***School***

***District***

***Province***

*Creative Writing*

*Persuasive Writing*

*Creative Writing*

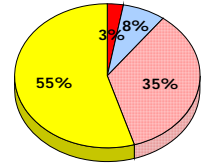
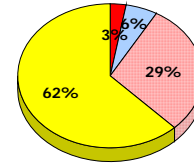
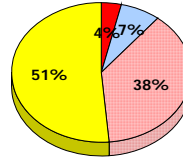
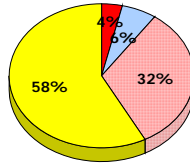
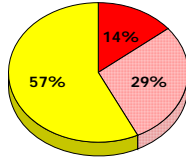
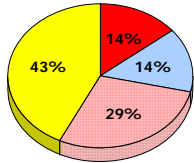
*Persuasive Writing*

*Creative Writing*

*Persuasive Writing*

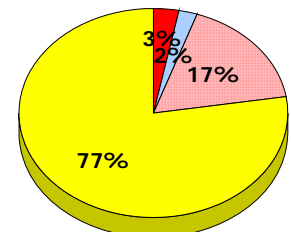
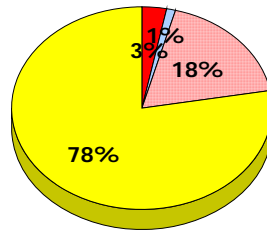
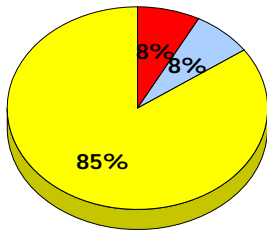
**2013**

Apr 30, 2013 (7)



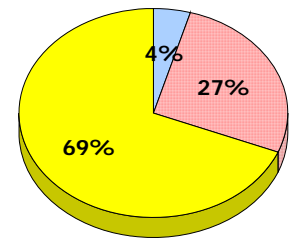
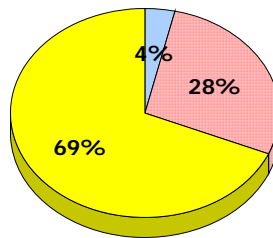
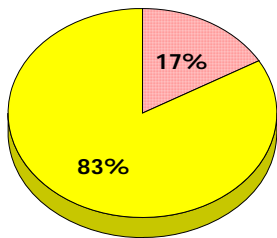
**2012**

Apr 30, 2012 (13)




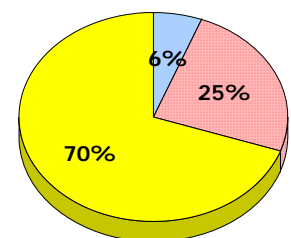
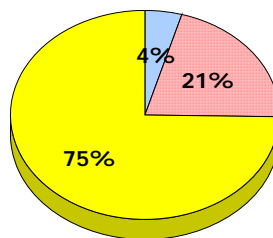
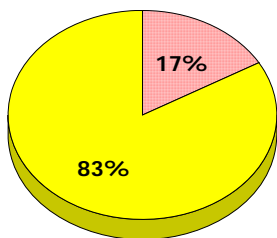
**2011**

AGR (6)



**2010**

AGR (12)



\* In some cases, CRT numbers may exceed AGR numbers based on late enrolments. Pie chart is based on the number of students who wrote the CRT.  
\* Mushuau Innu Natuashish School and Sheshatshiu Innu School are excluded from district and provincial results.

Primary English Language Arts  
4 Year Provincial Assessment, June 2013  
Student Population Report  
(average scores)

District 2 - Western

School #: 388 Long Range Academy

**Reading**

**School**

**District**

**Province**

Non - Fiction

Fiction

Non - Fiction

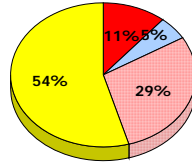
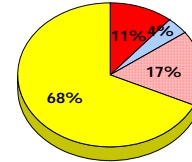
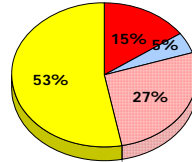
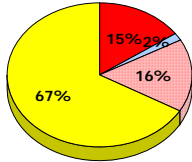
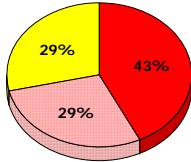
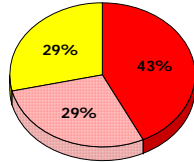
Fiction

Non - Fiction

Fiction

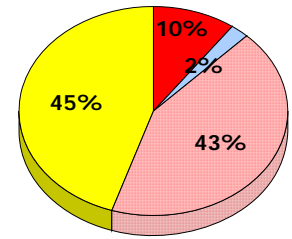
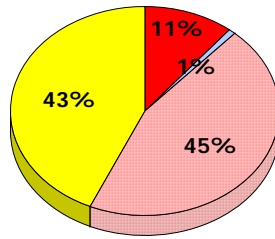
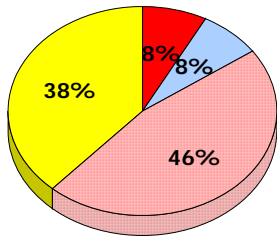
**2013**

Apr 30,  
2013 (7)



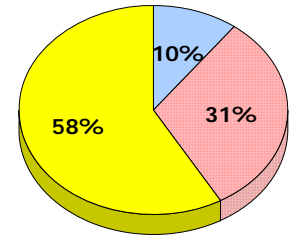
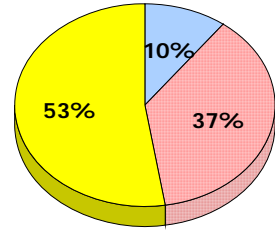
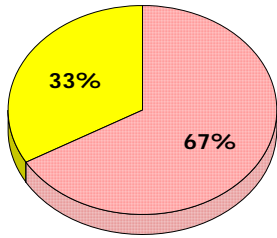
**2012**

Apr 30,  
2012 (13)



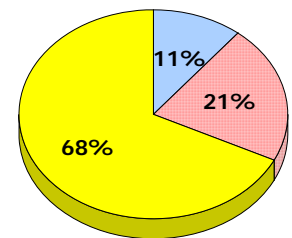
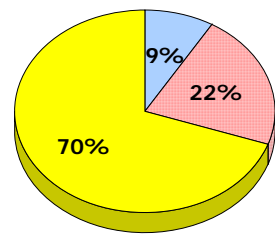
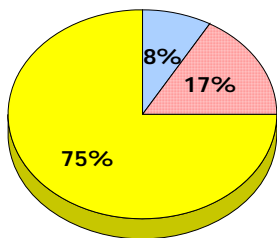
**2011**

AGR (6)



**2010**

AGR (12)



■ Exemption   
 ■ Unknown   
 ■ Not Yet Meeting   
 ■ Meeting or Exceeding

\* In some cases, CRT numbers may exceed AGR numbers based on late enrolments. Pie chart is based on the number of students who wrote the CRT.  
 \* Mushuau Innu Natuashish School and Sheshatshiu Innu School are excluded from district and provincial results.

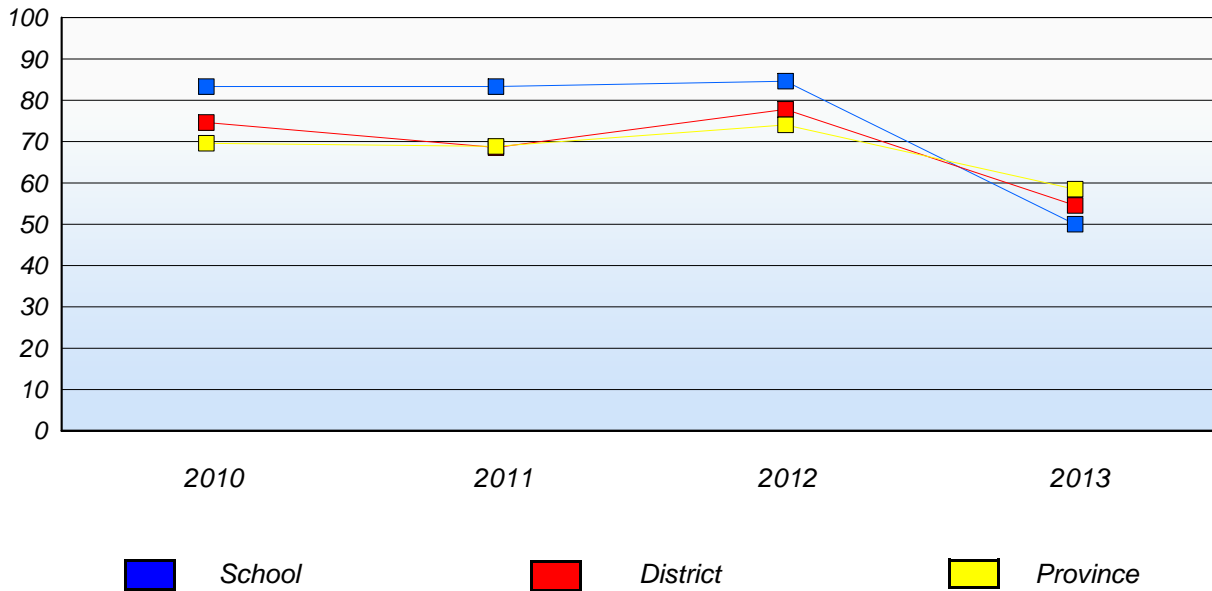


District 2 - Western

School #: 388 Long Range Academy

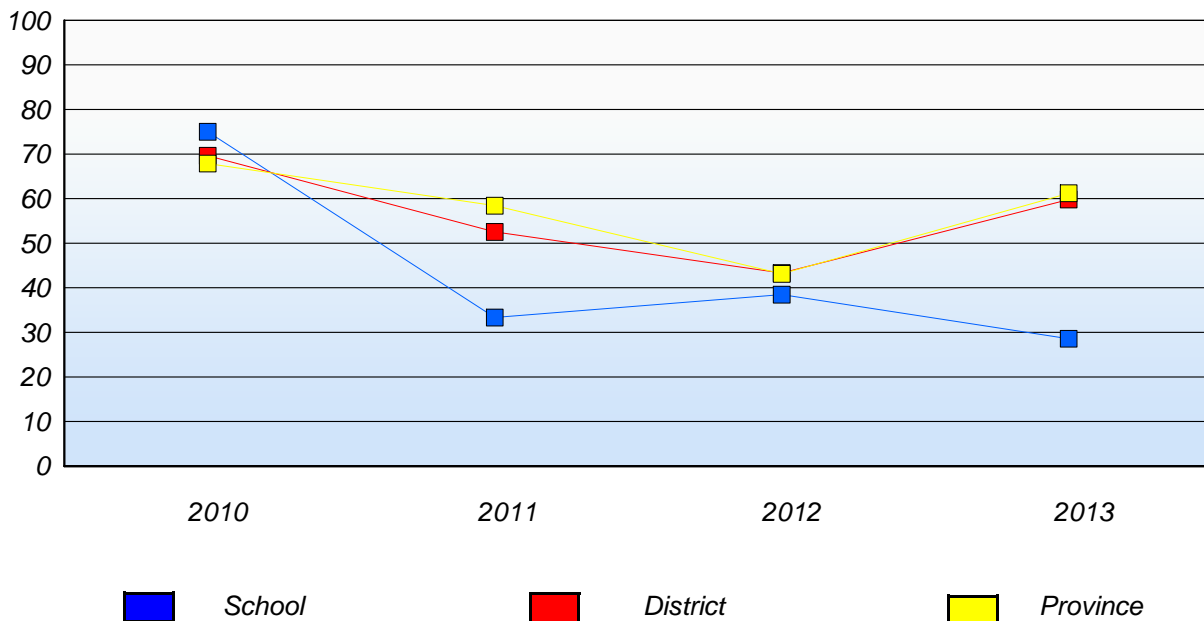
**Demand Writing**

Percentage of students at level 3 or above (2010 - 2013)



**Reading**

Percentage of students at level 3 or above (2010 - 2013)



\* In some cases, CRT numbers may exceed AGR numbers based on late enrolments. Pie chart is based on the number of students who wrote the CRT.

\* Mushuau Innu Natuashish School and Sheshatshiu Innu School are excluded from district and provincial results.

District 2 - Western

School #: 389 Elwood Elementary

**Demand Writing**

**School**

**District**

**Province**

Creative Writing

Persuasive Writing

Creative Writing

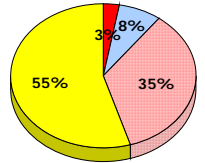
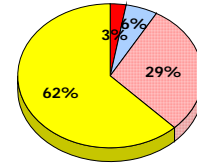
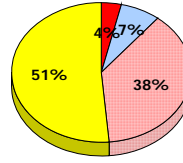
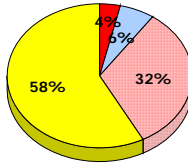
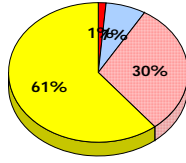
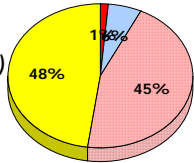
Persuasive Writing

Creative Writing

Persuasive Writing

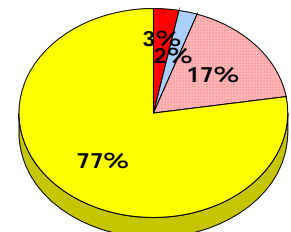
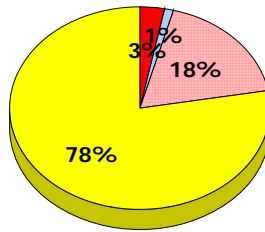
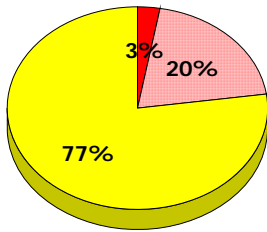
**2013**

Apr 30, 2013 (69)



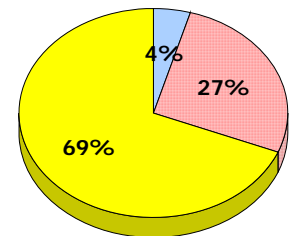
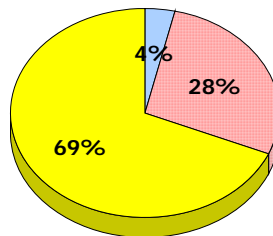
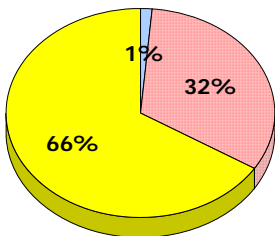
**2012**

Apr 30, 2012 (70)



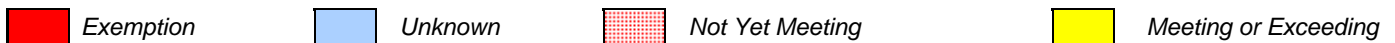
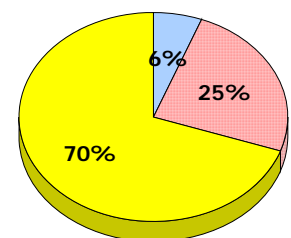
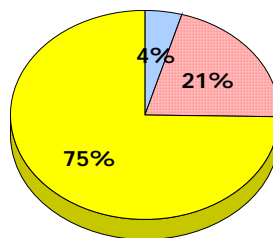
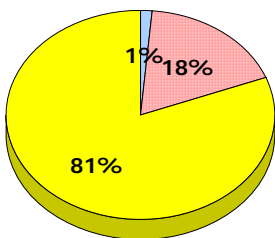
**2011**

AGR (74)



**2010**

AGR (68)



\* In some cases, CRT numbers may exceed AGR numbers based on late enrolments. Pie chart is based on the number of students who wrote the CRT.  
 \* Mushuau Innu Natuashish School and Sheshatshiu Innu School are excluded from district and provincial results.

Primary English Language Arts  
4 Year Provincial Assessment, June 2013  
Student Population Report  
(average scores)

District 2 - Western

School #: 389 Elwood Elementary

**Reading**

**School**

**District**

**Province**

Non - Fiction

Fiction

Non - Fiction

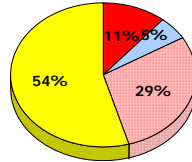
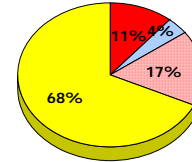
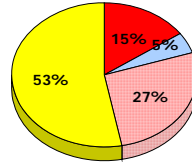
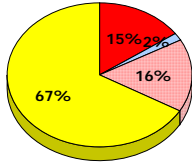
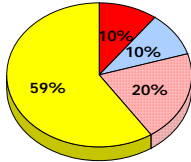
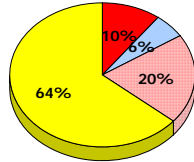
Fiction

Non - Fiction

Fiction

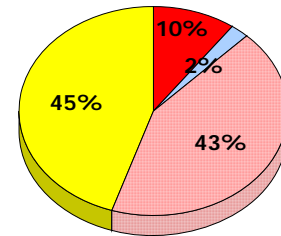
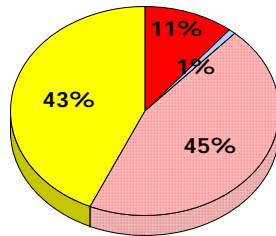
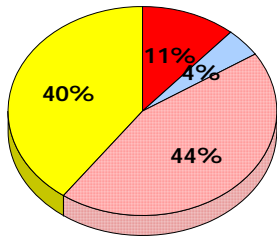
**2013**

Apr 30,  
2013 (69)



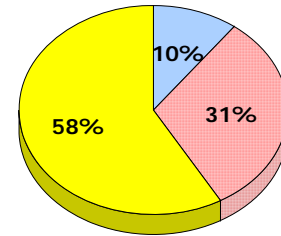
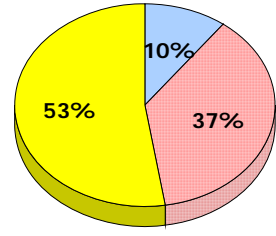
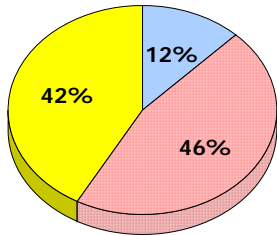
**2012**

Apr 30,  
2012 (70)



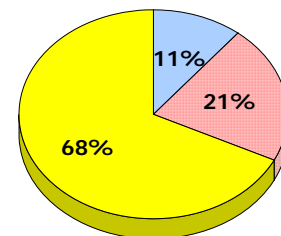
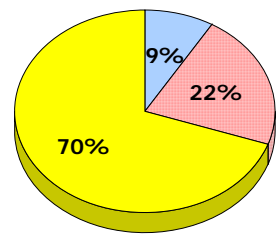
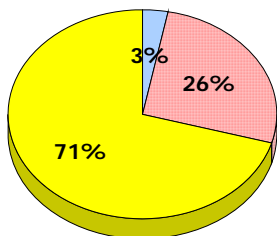
**2011**

AGR (74)



**2010**

AGR (68)



■ Exemption    
 ■ Unknown    
 ■ Not Yet Meeting    
 ■ Meeting or Exceeding

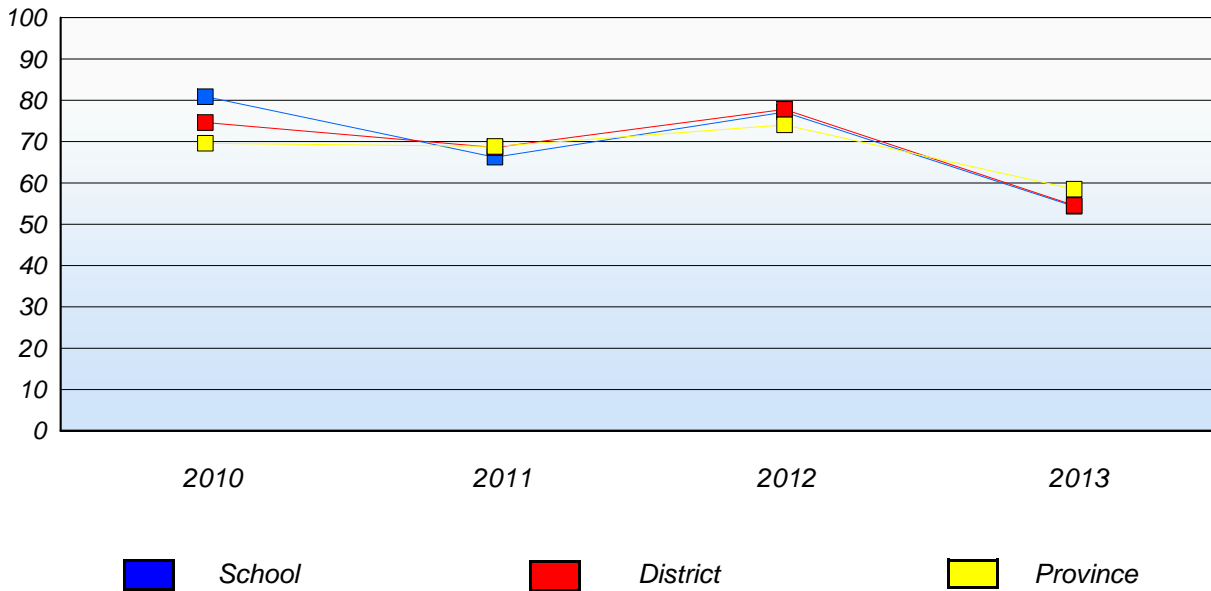
\* In some cases, CRT numbers may exceed AGR numbers based on late enrolments. Pie chart is based on the number of students who wrote the CRT.  
 \* Mushuau Innu Natuashish School and Sheshatshiu Innu School are excluded from district and provincial results.

District 2 - Western

School #: 389 Elwood Elementary

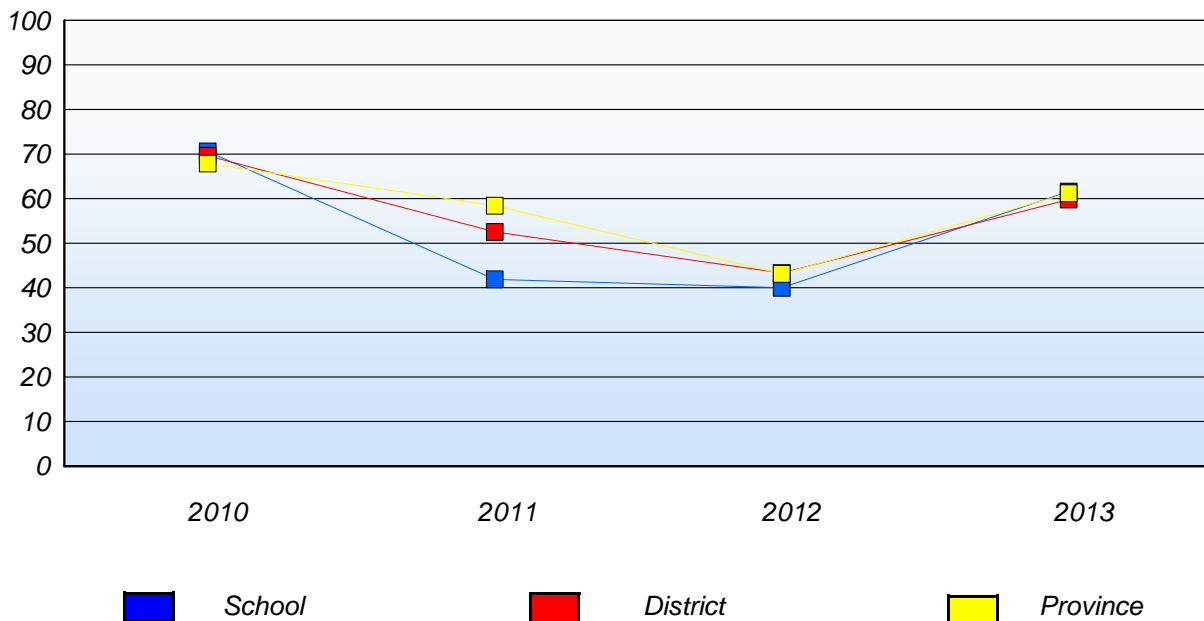
**Demand Writing**

Percentage of students at level 3 or above (2010 - 2013)



**Reading**

Percentage of students at level 3 or above (2010 - 2013)



\* In some cases, CRT numbers may exceed AGR numbers based on late enrolments. Pie chart is based on the number of students who wrote the CRT.

\* Mushuau Innu Natuashish School and Sheshatshiu Innu School are excluded from district and provincial results.

District 2 - Western

School #: 393 Bonne Bay Academy

**Demand Writing**

School

District

Province

Creative Writing

Persuasive Writing

Creative Writing

Persuasive Writing

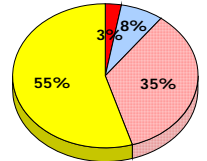
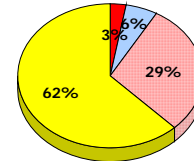
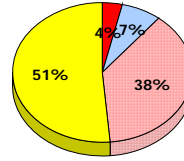
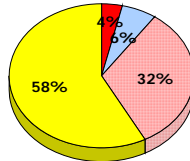
Creative Writing

Persuasive Writing

**2013**

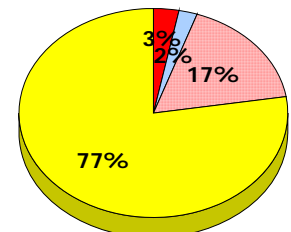
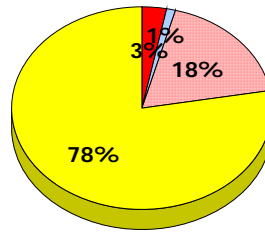
Apr 30, 2013 (4)

School data with 5 or fewer students withheld for reasons of confidentiality.



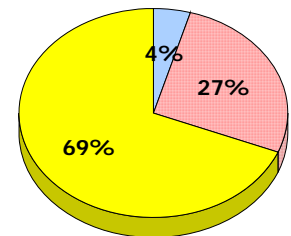
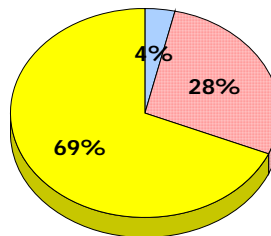
**2012**

Apr 30, 2012 (3)



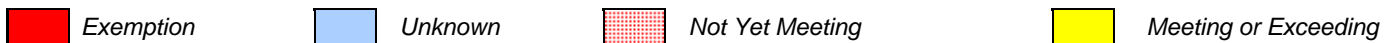
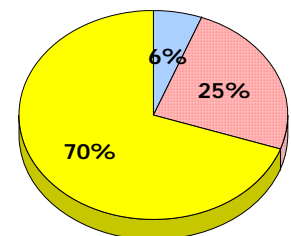
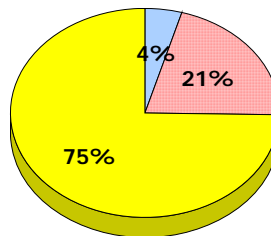
**2011**

AGR (6)



**2010**

AGR (2)



\* In some cases, CRT numbers may exceed AGR numbers based on late enrolments. Pie chart is based on the number of students who wrote the CRT.  
 \* Mushuau Innu Natuashish School and Sheshatshiu Innu School are excluded from district and provincial results.

Primary English Language Arts  
4 Year Provincial Assessment, June 2013  
Student Population Report  
(average scores)

District 2 - Western

School #: 393 Bonne Bay Academy

**Reading**

**School**

**District**

**Province**

Non - Fiction

Fiction

Non - Fiction

Fiction

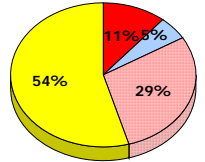
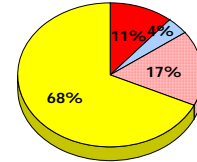
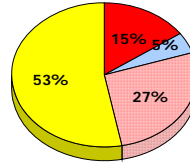
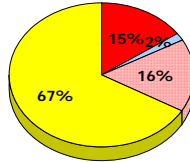
Non - Fiction

Fiction

**2013**

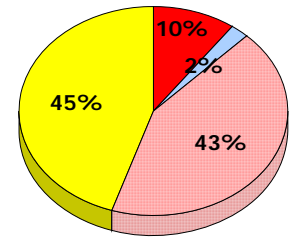
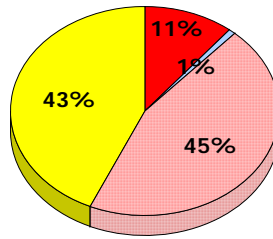
Apr 30,  
2013 (4)

School data with 5 or fewer students  
withheld for reasons of confidentiality.



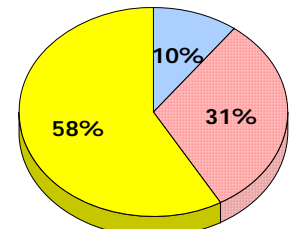
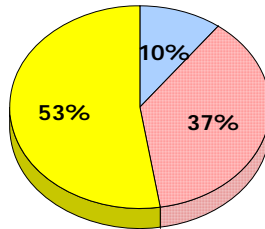
**2012**

Apr 30,  
2012 (3)



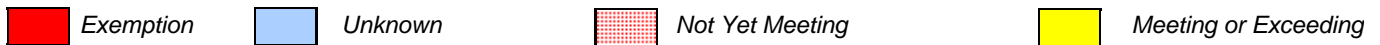
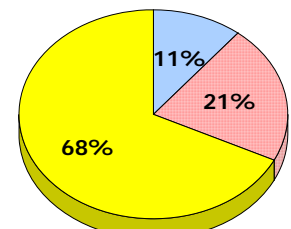
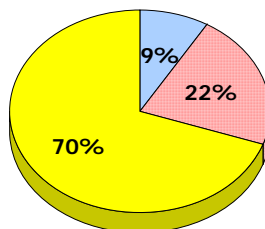
**2011**

AGR (6)



**2010**

AGR (2)



\* In some cases, CRT numbers may exceed AGR numbers based on late enrolments. Pie chart is based on the number of students who wrote the CRT.

\* Mushuau Innu Natuashish School and Sheshatshiu Innu School are excluded from district and provincial results.

**Primary English Language Arts  
4 Year Provincial Assessment, June 2013  
Student Population Report**  
(average scores)

District 2 - Western

School #: 393 Bonne Bay Academy

**Demand Writing**

*Percentage of students at level 3 or above (2010 - 2013)*

*School data with 5 or fewer students withheld for reasons of confidentiality.*



**Reading**

*Percentage of students at level 3 or above (2010 - 2013)*

*School data with 5 or fewer students withheld for reasons of confidentiality.*



\* In some cases, CRT numbers may exceed AGR numbers based on late enrolments. Pie chart is based on the number of students who wrote the CRT.

\* Mushuau Innu Natuashish School and Sheshatshiu Innu School are excluded from district and provincial results.

District 2 - Western

School #: 394 E.A. Butler All Grade

**Demand Writing**

**School**

**District**

**Province**

Creative Writing

Persuasive Writing

Creative Writing

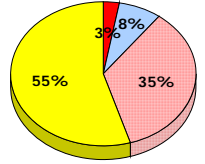
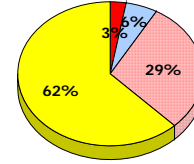
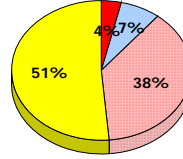
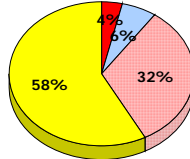
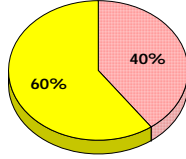
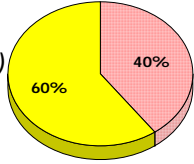
Persuasive Writing

Creative Writing

Persuasive Writing

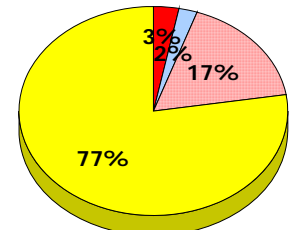
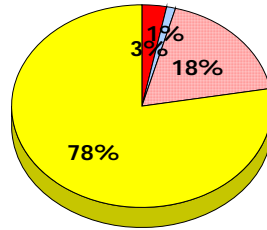
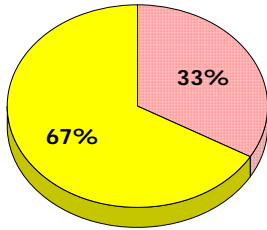
**2013**

Apr 30, 2013 (10)



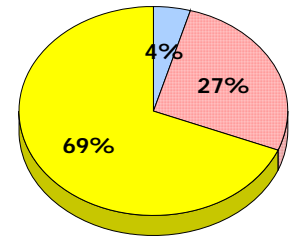
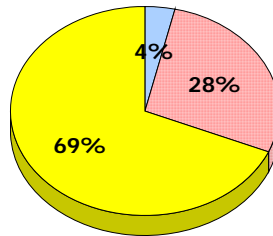
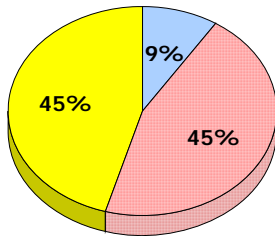
**2012**

Apr 30, 2012 (12)



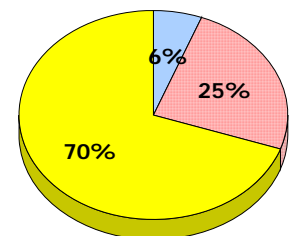
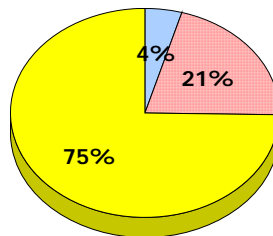
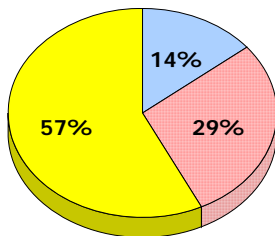
**2011**

AGR (11)



**2010**

AGR (14)



■ Exemption     
 ■ Unknown     
 ■ Not Yet Meeting     
 ■ Meeting or Exceeding

\* In some cases, CRT numbers may exceed AGR numbers based on late enrolments. Pie chart is based on the number of students who wrote the CRT.  
 \* Mushuau Innu Natuashish School and Sheshatshiu Innu School are excluded from district and provincial results.



Primary English Language Arts  
4 Year Provincial Assessment, June 2013  
Student Population Report  
(average scores)

District 2 - Western

School #: 394 E.A. Butler All Grade

**Reading**

**School**

**District**

**Province**

Non - Fiction

Fiction

Non - Fiction

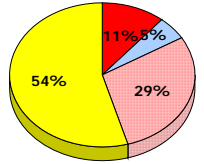
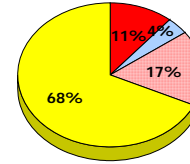
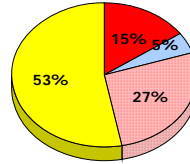
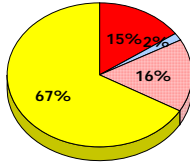
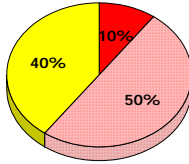
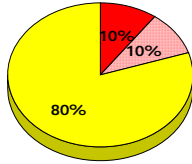
Fiction

Non - Fiction

Fiction

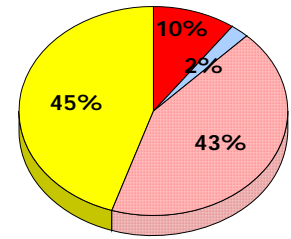
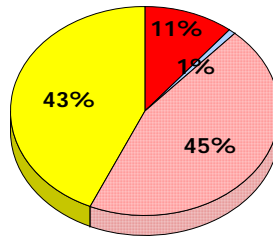
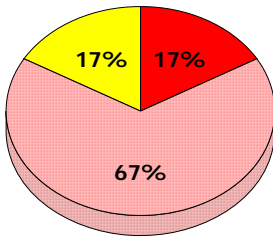
**2013**

Apr 30,  
2013 (10)



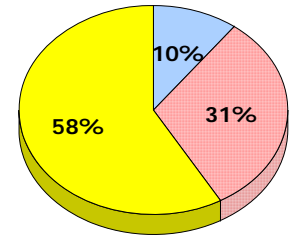
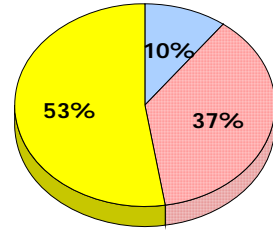
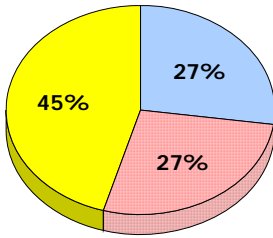
**2012**

Apr 30,  
2012 (12)



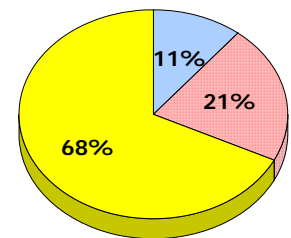
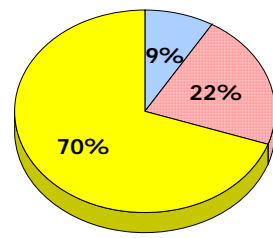
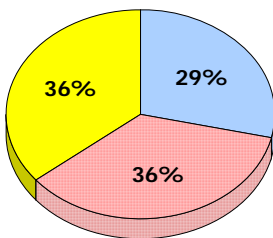
**2011**

AGR (11)



**2010**

AGR (14)



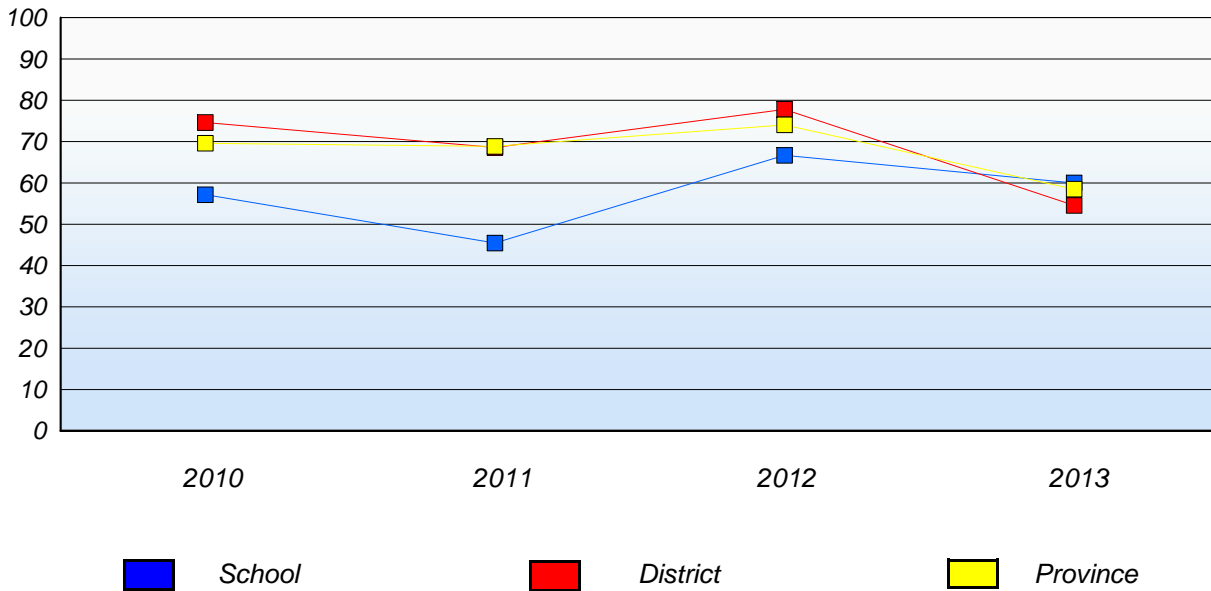
■ Exemption    
 ■ Unknown    
 ■ Not Yet Meeting    
 ■ Meeting or Exceeding

\* In some cases, CRT numbers may exceed AGR numbers based on late enrolments. Pie chart is based on the number of students who wrote the CRT.  
 \* Mushuau Innu Natuashish School and Sheshatshiu Innu School are excluded from district and provincial results.

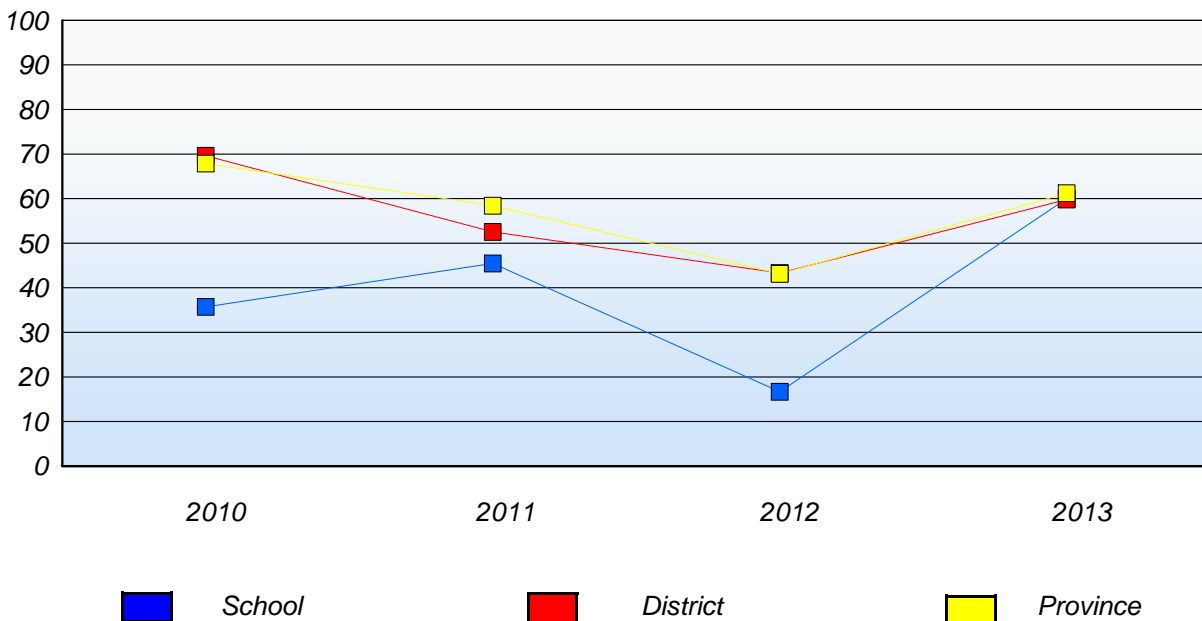
District 2 - Western

School #: 394 E.A. Butler All Grade

**Demand Writing**  
Percentage of students at level 3 or above (2010 - 2013)



**Reading**  
Percentage of students at level 3 or above (2010 - 2013)



\* In some cases, CRT numbers may exceed AGR numbers based on late enrolments. Pie chart is based on the number of students who wrote the CRT.

\* Mushuau Innu Natuashish School and Sheshatshiu Innu School are excluded from district and provincial results.

District 2 - Western

School #: 397 Belanger Memorial School

***Demand Writing***

***School***

***District***

***Province***

*Creative Writing*

*Persuasive Writing*

*Creative Writing*

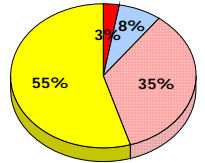
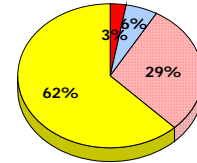
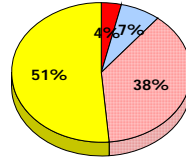
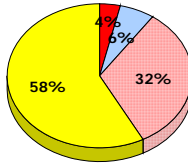
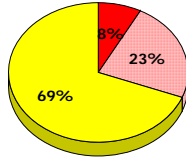
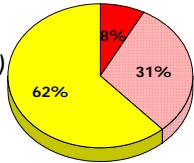
*Persuasive Writing*

*Creative Writing*

*Persuasive Writing*

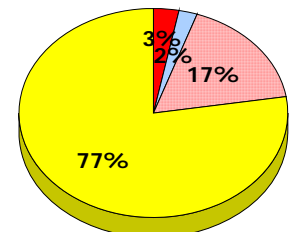
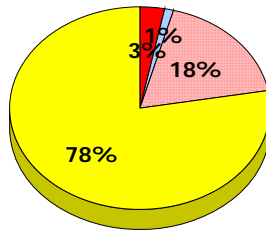
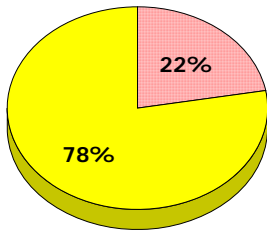
**2013**

Apr 30, 2013 (13)



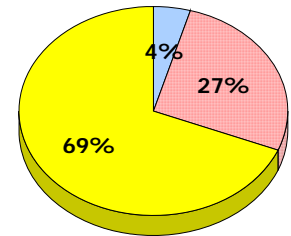
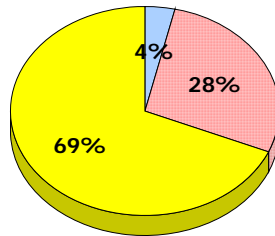
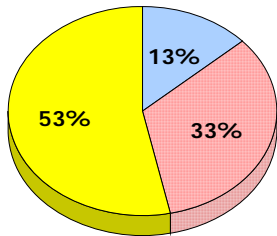
**2012**

Apr 30, 2012 (9)




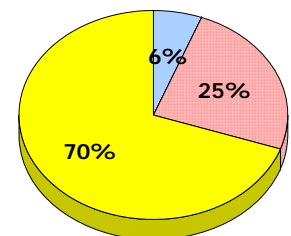
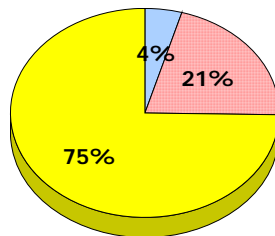
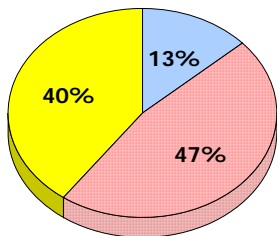
**2011**

AGR (15)



**2010**

AGR (15)



\* In some cases, CRT numbers may exceed AGR numbers based on late enrolments. Pie chart is based on the number of students who wrote the CRT.  
\* Mushuau Innu Natuashish School and Sheshatshiu Innu School are excluded from district and provincial results.

District 2 - Western

School #: 397 Belanger Memorial School

**Reading**

**School**

**District**

**Province**

Non - Fiction

Fiction

Non - Fiction

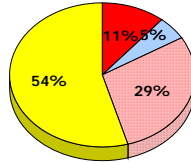
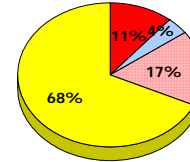
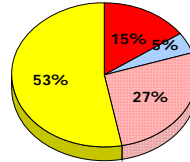
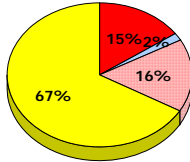
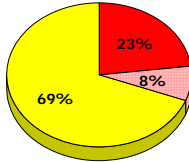
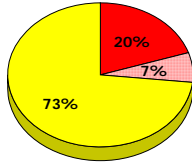
Fiction

Non - Fiction

Fiction

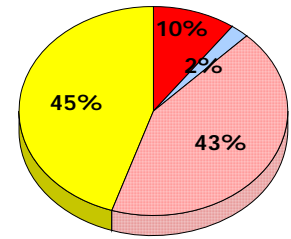
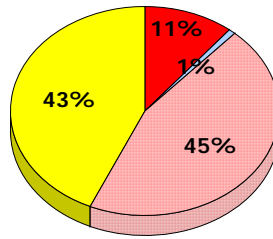
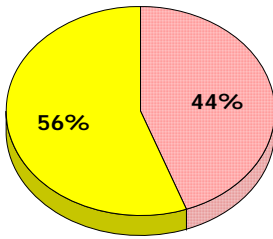
**2013**

Apr 30,  
2013 (13)



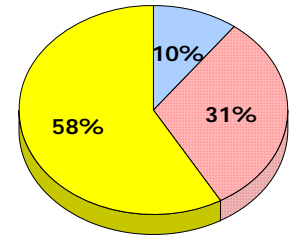
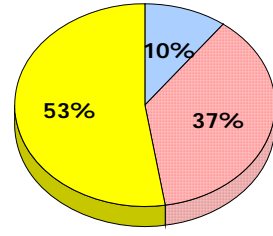
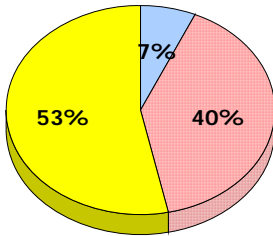
**2012**

Apr 30,  
2012 (9)



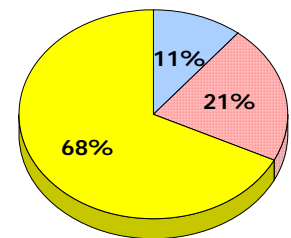
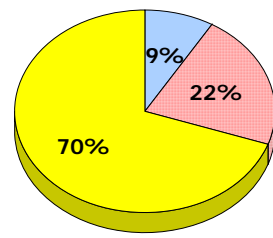
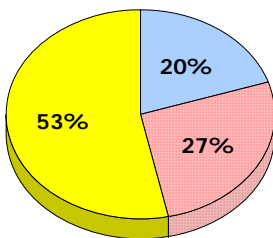
**2011**

AGR (15)



**2010**

AGR (15)



■ Exemption    
 ■ Unknown    
 ■ Not Yet Meeting    
 ■ Meeting or Exceeding

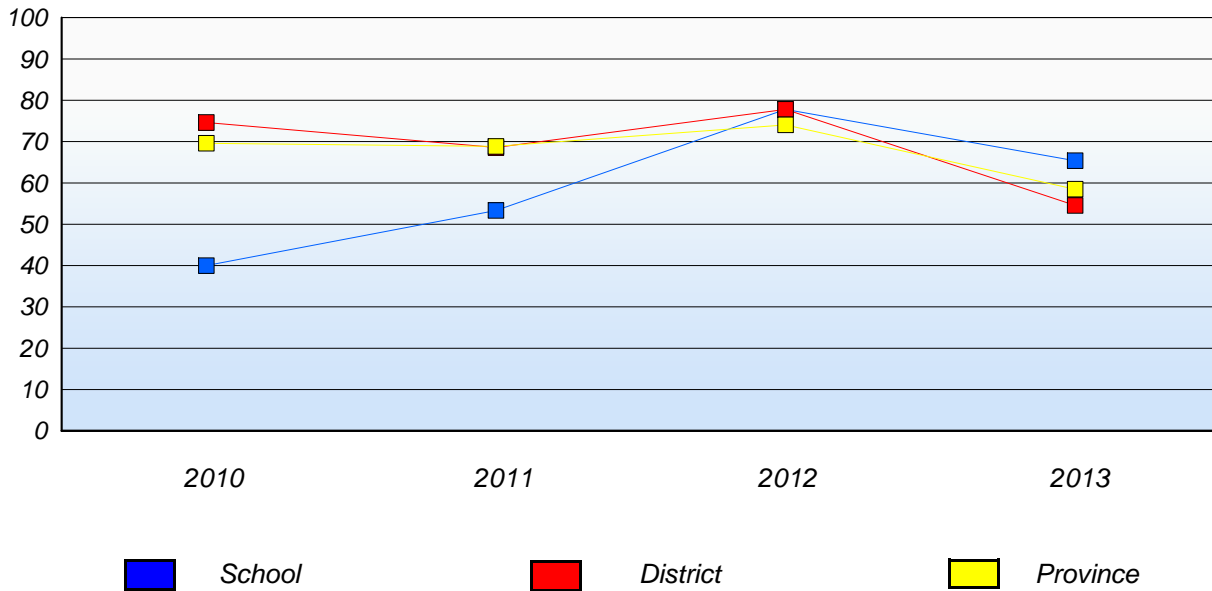
\* In some cases, CRT numbers may exceed AGR numbers based on late enrolments. Pie chart is based on the number of students who wrote the CRT.  
 \* Mushuau Innu Natuashish School and Sheshatshiu Innu School are excluded from district and provincial results.

District 2 - Western

School #: 397 Belanger Memorial School

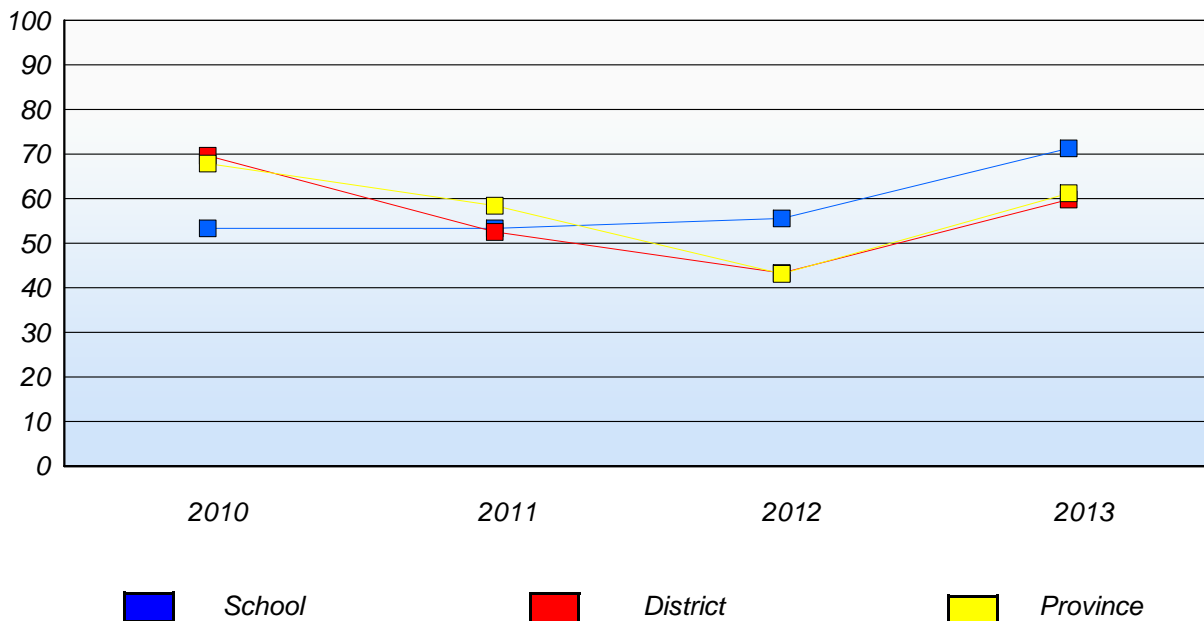
**Demand Writing**

Percentage of students at level 3 or above (2010 - 2013)



**Reading**

Percentage of students at level 3 or above (2010 - 2013)



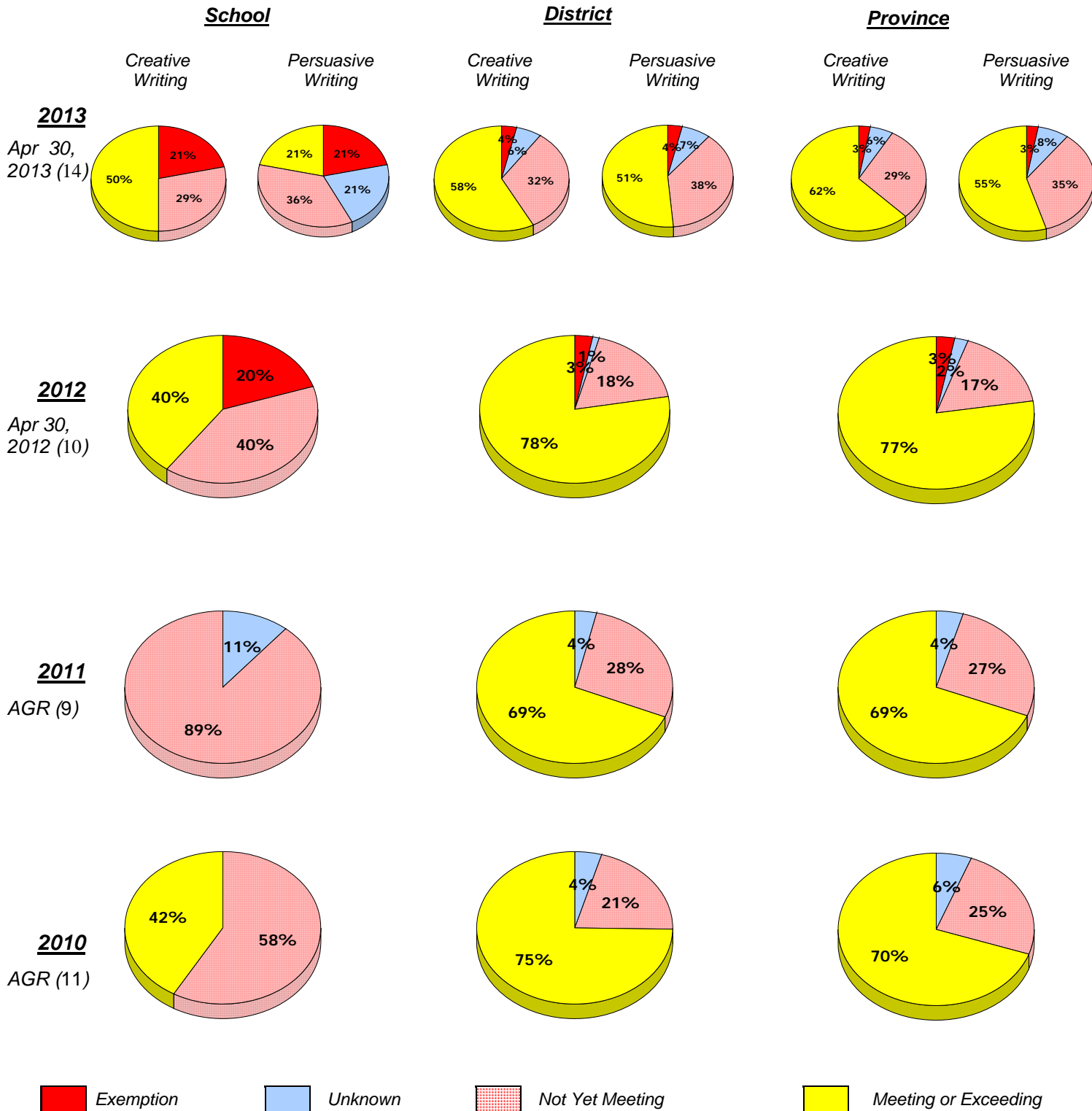
\* In some cases, CRT numbers may exceed AGR numbers based on late enrolments. Pie chart is based on the number of students who wrote the CRT.

\* Mushuau Innu Natuashish School and Sheshatshiu Innu School are excluded from district and provincial results.

District 2 - Western

School #: 474    Cloud River Academy

***Demand Writing***



\* In some cases, CRT numbers may exceed AGR numbers based on late enrolments. Pie chart is based on the number of students who wrote the CRT.  
\* Mushuau Innu Natuashish School and Sheshatshiu Innu School are excluded from district and provincial results.

District 2 - Western

School #: 474 Cloud River Academy

**Reading**

**School**

**District**

**Province**

Non - Fiction

Fiction

Non - Fiction

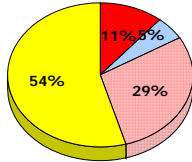
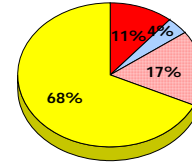
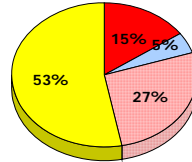
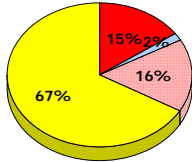
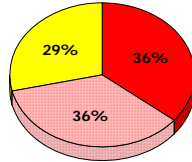
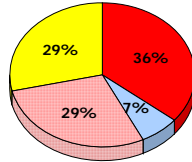
Fiction

Non - Fiction

Fiction

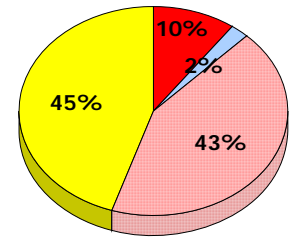
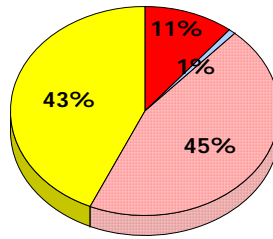
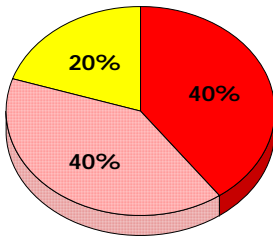
**2013**

Apr 30,  
2013 (14)



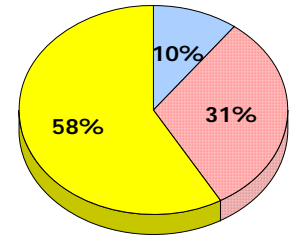
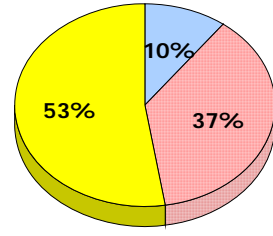
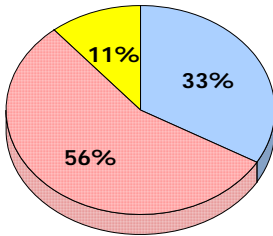
**2012**

Apr 30,  
2012 (10)



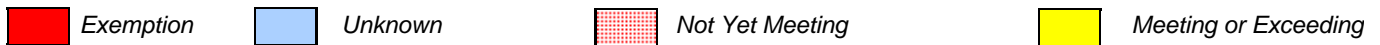
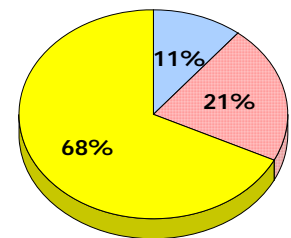
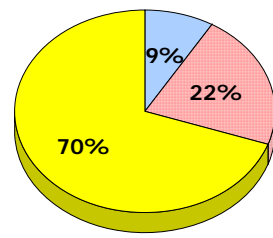
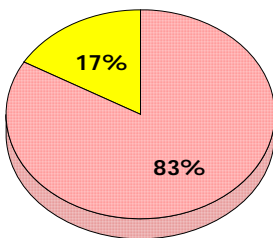
**2011**

AGR (9)



**2010**

AGR (11)



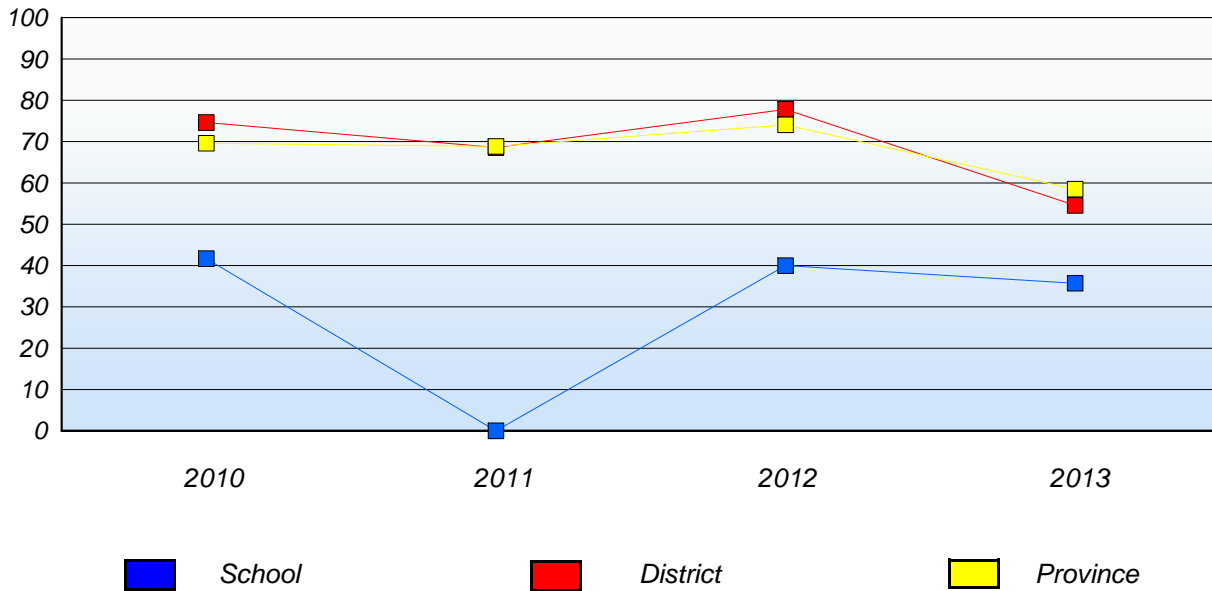
\* In some cases, CRT numbers may exceed AGR numbers based on late enrolments. Pie chart is based on the number of students who wrote the CRT.  
 \* Mushuau Innu Natuashish School and Sheshatshiu Innu School are excluded from district and provincial results.

District 2 - Western

School #: 474 Cloud River Academy

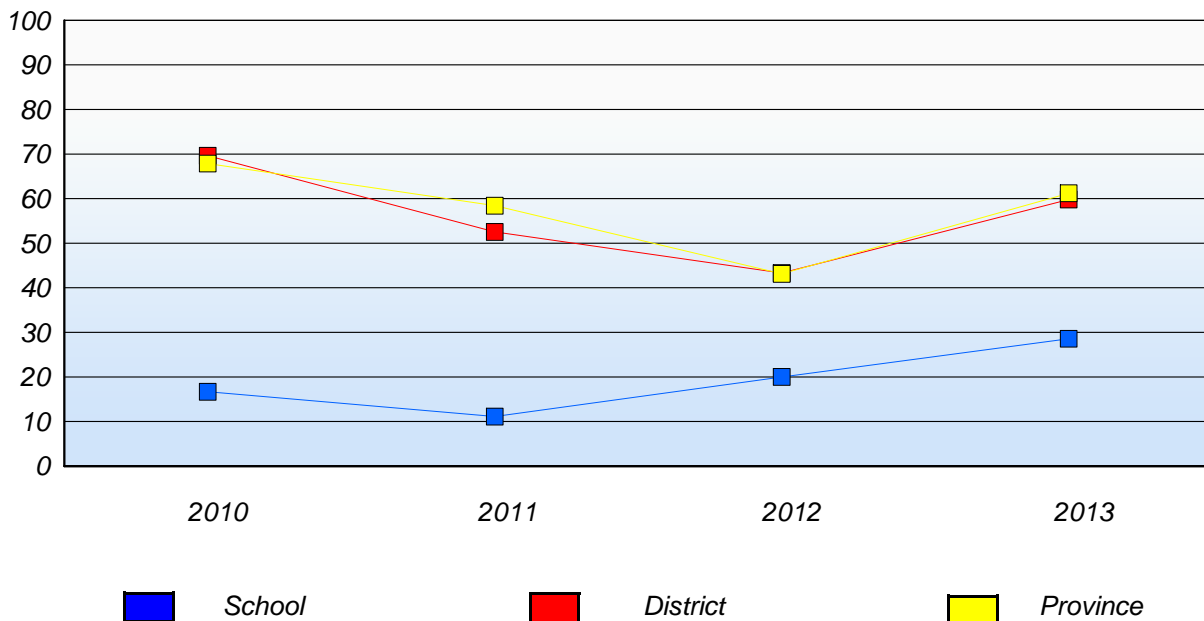
**Demand Writing**

Percentage of students at level 3 or above (2010 - 2013)



**Reading**

Percentage of students at level 3 or above (2010 - 2013)



\* In some cases, CRT numbers may exceed AGR numbers based on late enrolments. Pie chart is based on the number of students who wrote the CRT.

\* Mushuau Innu Natuashish School and Sheshatshiu Innu School are excluded from district and provincial results.



District 2 - Western

School #: 475 Viking Trail Academy

**Demand Writing**

**School**

**District**

**Province**

Creative Writing

Persuasive Writing

Creative Writing

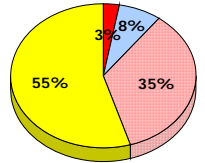
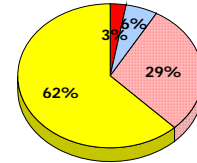
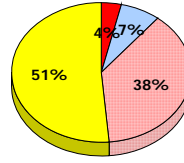
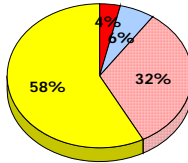
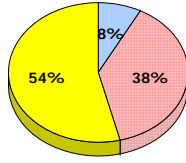
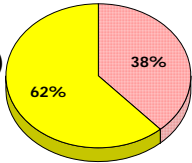
Persuasive Writing

Creative Writing

Persuasive Writing

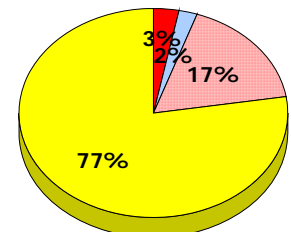
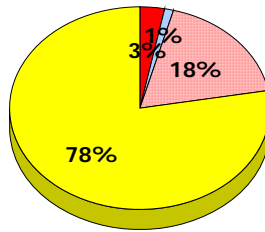
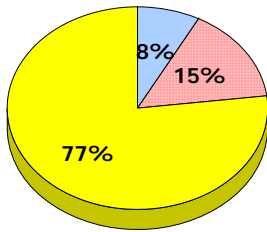
**2013**

Apr 30, 2013 (13)



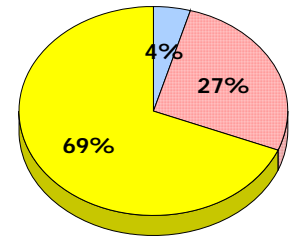
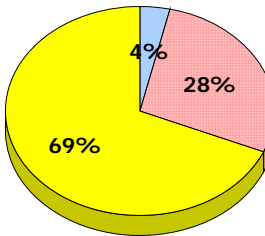
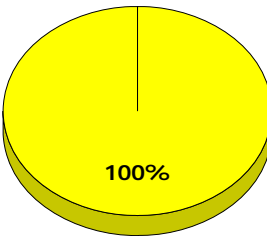
**2012**

Apr 30, 2012 (13)



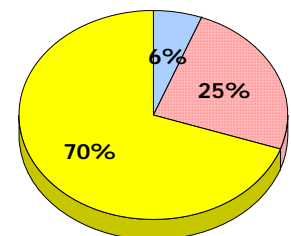
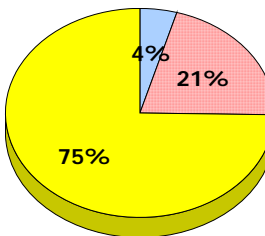
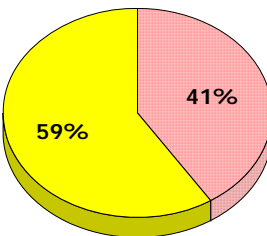
**2011**

AGR (15)



**2010**

AGR (22)



■ Exemption     
 ■ Unknown     
 ■ Not Yet Meeting     
 ■ Meeting or Exceeding

\* In some cases, CRT numbers may exceed AGR numbers based on late enrolments. Pie chart is based on the number of students who wrote the CRT.  
 \* Mushuau Innu Natuashish School and Sheshatshiu Innu School are excluded from district and provincial results.

District 2 - Western

School #: 475 Viking Trail Academy

**Reading**

**School**

**District**

**Province**

Non - Fiction

Fiction

Non - Fiction

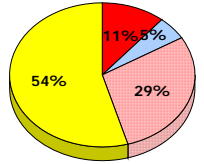
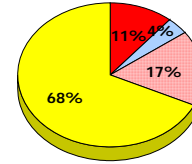
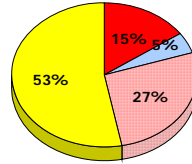
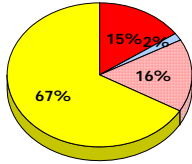
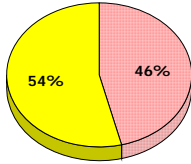
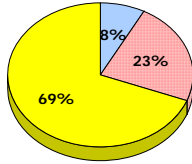
Fiction

Non - Fiction

Fiction

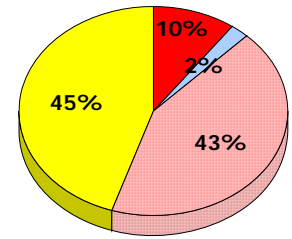
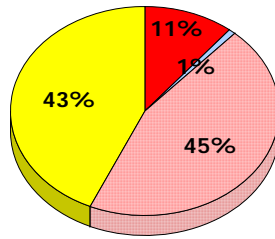
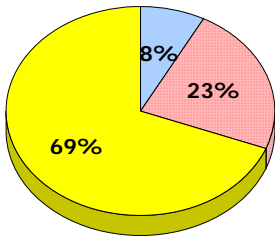
**2013**

Apr 30,  
2013 (13)



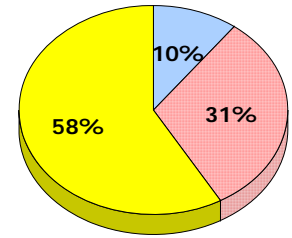
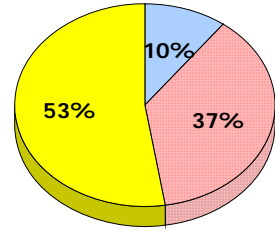
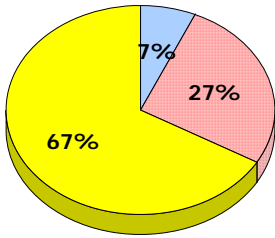
**2012**

Apr 30,  
2012 (13)



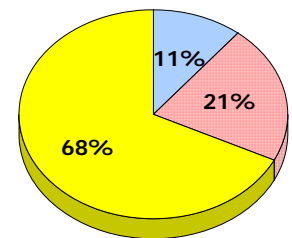
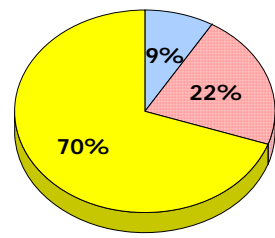
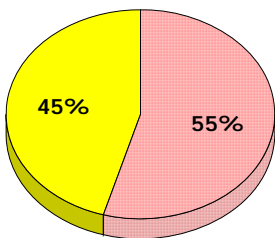
**2011**

AGR (15)



**2010**

AGR (22)



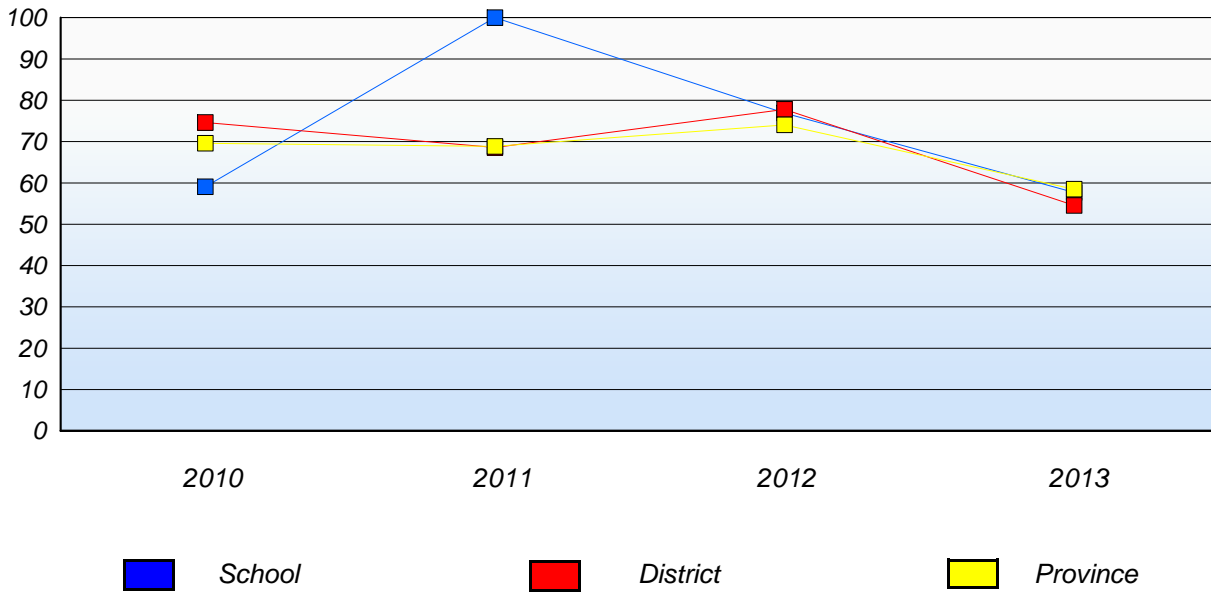
■ Exemption    
 ■ Unknown    
 ■ Not Yet Meeting    
 ■ Meeting or Exceeding

\* In some cases, CRT numbers may exceed AGR numbers based on late enrolments. Pie chart is based on the number of students who wrote the CRT.  
 \* Mushuau Innu Natuashish School and Sheshatshiu Innu School are excluded from district and provincial results.

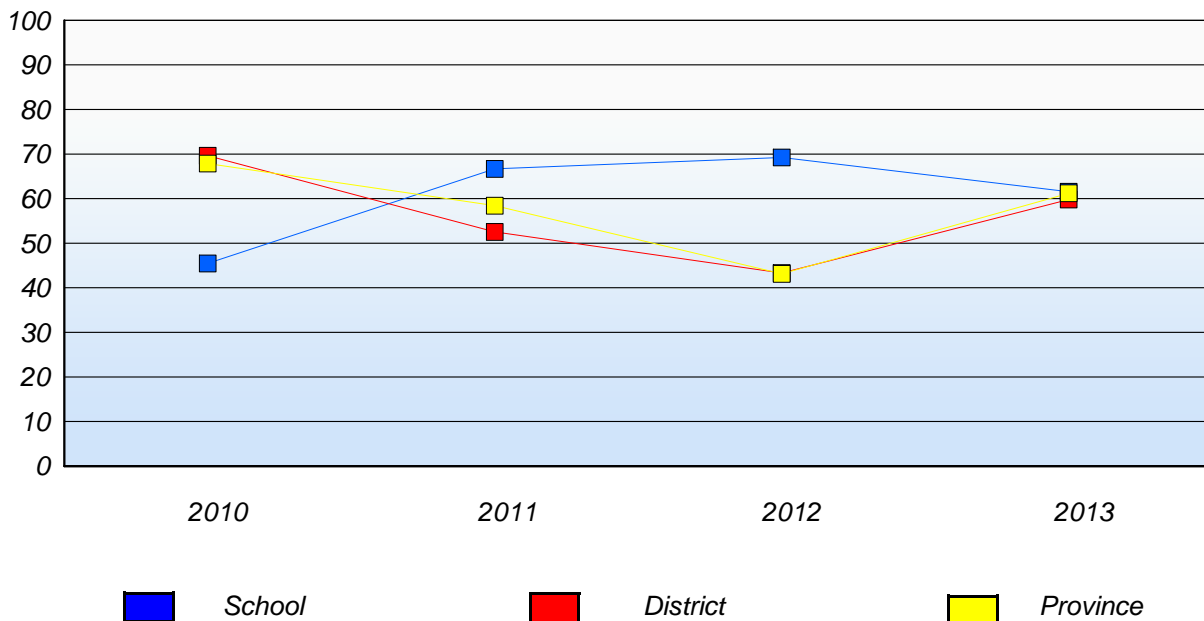
District 2 - Western

School #: 475 Viking Trail Academy

**Demand Writing**  
Percentage of students at level 3 or above (2010 - 2013)



**Reading**  
Percentage of students at level 3 or above (2010 - 2013)



\* In some cases, CRT numbers may exceed AGR numbers based on late enrolments. Pie chart is based on the number of students who wrote the CRT.

\* Mushuau Innu Natuashish School and Sheshatshiu Innu School are excluded from district and provincial results.

District 2 - Western

School #: 487 Labrador Straits Academy

***Demand Writing***

***School***

***District***

***Province***

*Creative Writing*

*Persuasive Writing*

*Creative Writing*

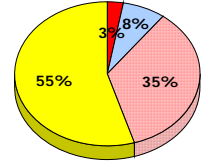
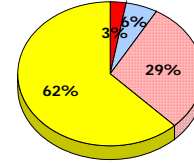
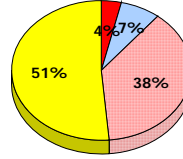
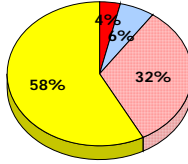
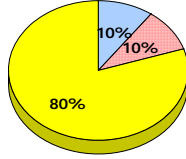
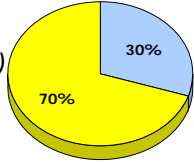
*Persuasive Writing*

*Creative Writing*

*Persuasive Writing*

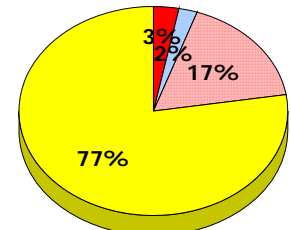
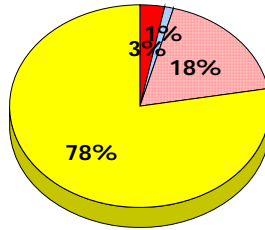
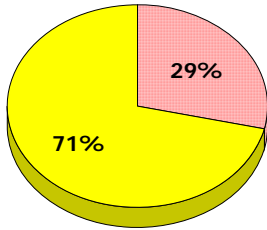
**2013**

Apr 30, 2013 (10)



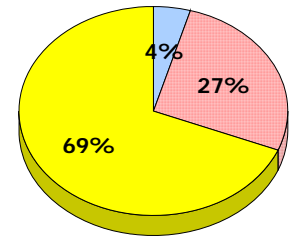
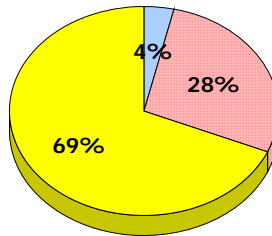
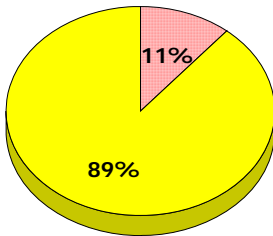
**2012**

Apr 30, 2012 (7)



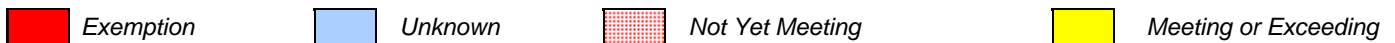
**2011**

AGR (9)



**2010**

AGR (0)



\* In some cases, CRT numbers may exceed AGR numbers based on late enrolments. Pie chart is based on the number of students who wrote the CRT.  
\* Mushuau Innu Natuashish School and Sheshatshiu Innu School are excluded from district and provincial results.

District 2 - Western

School #: 487    Labrador Straits Academy

**Reading**

**School**

**District**

**Province**

*Non - Fiction*

*Fiction*

*Non - Fiction*

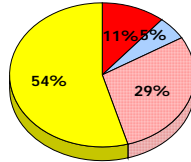
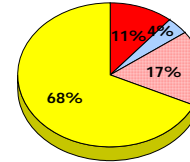
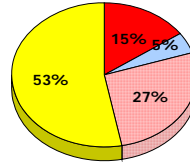
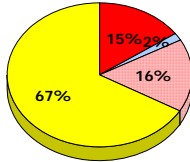
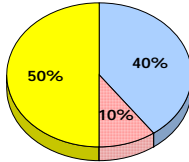
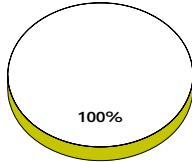
*Fiction*

*Non - Fiction*

*Fiction*

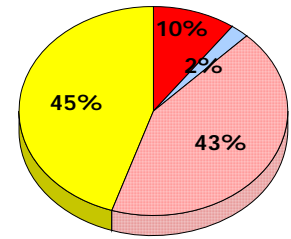
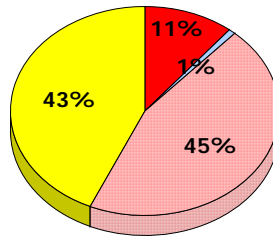
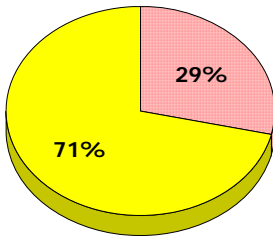
**2013**

Apr 30,  
2013 (10)



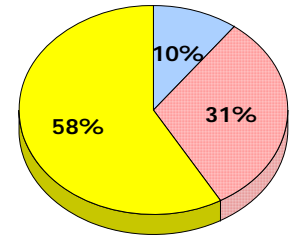
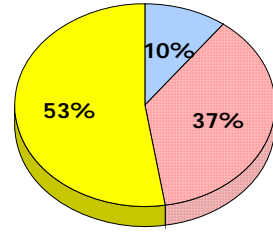
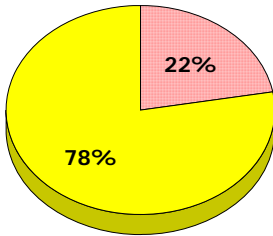
**2012**

Apr 30,  
2012 (7)



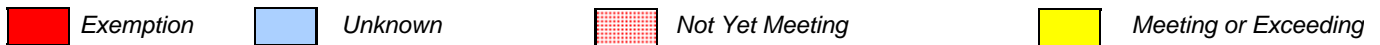
**2011**

AGR (9)



**2010**

AGR (0)

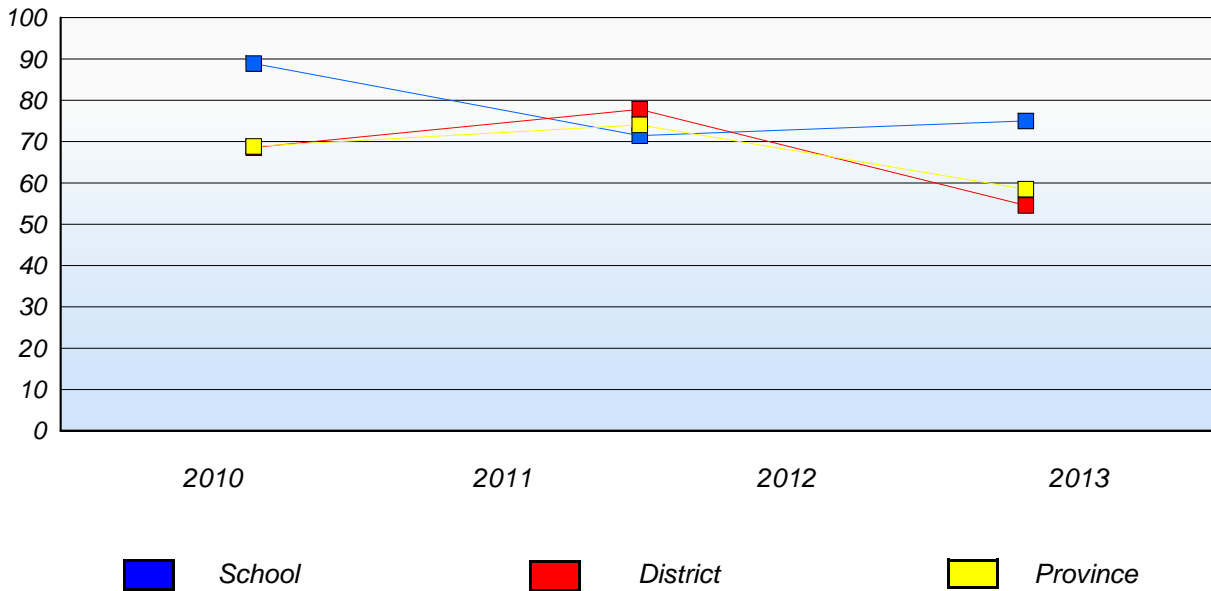


\* In some cases, CRT numbers may exceed AGR numbers based on late enrolments. Pie chart is based on the number of students who wrote the CRT.  
\* Mushuau Innu Natuashish School and Sheshatshiu Innu School are excluded from district and provincial results.

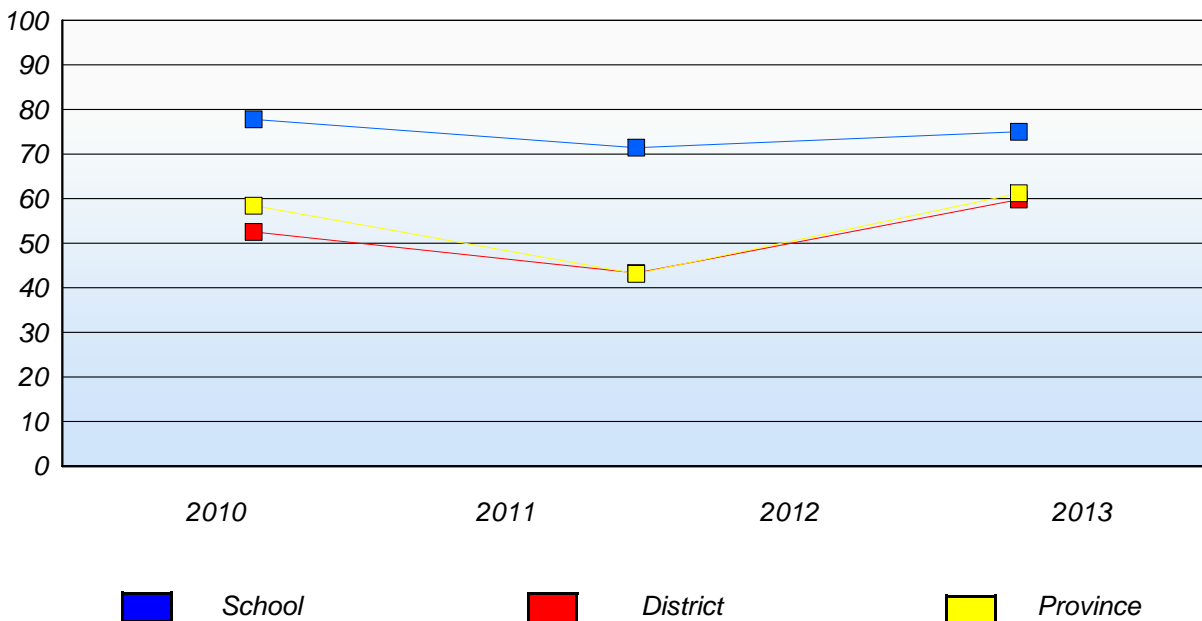
District 2 - Western

School #: 487    Labrador Straits Academy

**Demand Writing**  
Percentage of students at level 3 or above (2010 - 2013)



**Reading**  
Percentage of students at level 3 or above (2010 - 2013)



\* In some cases, CRT numbers may exceed AGR numbers based on late enrolments. Pie chart is based on the number of students who wrote the CRT.

\* Mushuau Innu Natuashish School and Sheshatshiu Innu School are excluded from district and provincial results.

District 2 - Western

School #: 488 French Shore Academy

**Demand Writing**

**School**

**District**

**Province**

Creative Writing

Persuasive Writing

Creative Writing

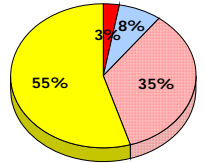
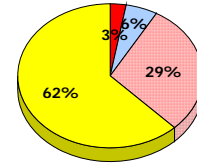
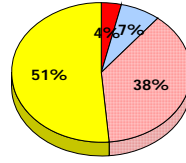
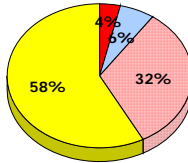
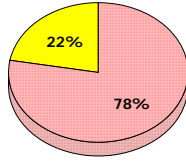
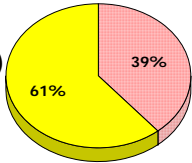
Persuasive Writing

Creative Writing

Persuasive Writing

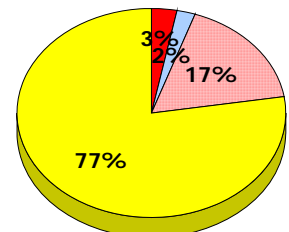
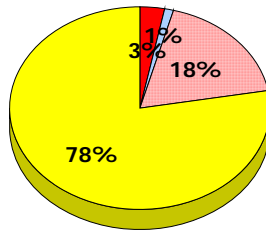
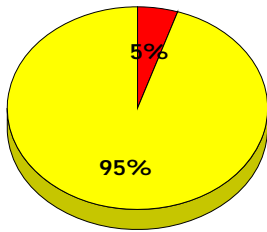
**2013**

Apr 30, 2013 (18)



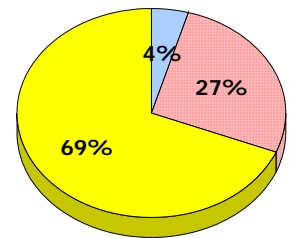
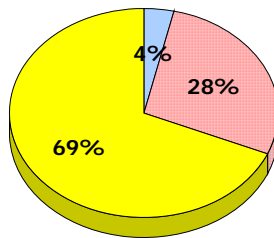
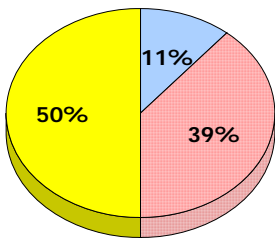
**2012**

Apr 30, 2012 (19)



**2011**

AGR (18)



**2010**

AGR (0)

Exemption

Unknown

Not Yet Meeting

Meeting or Exceeding

\* In some cases, CRT numbers may exceed AGR numbers based on late enrolments. Pie chart is based on the number of students who wrote the CRT.  
\* Mushuau Innu Natuashish School and Sheshatshiu Innu School are excluded from district and provincial results.

District 2 - Western

School #: 488 French Shore Academy

**Reading**

**School**

**District**

**Province**

Non - Fiction

Fiction

Non - Fiction

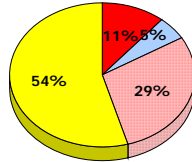
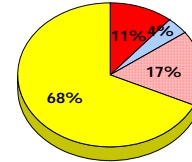
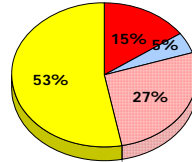
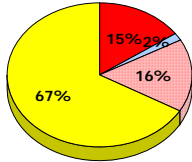
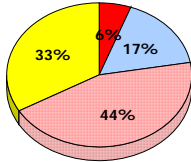
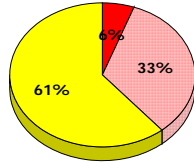
Fiction

Non - Fiction

Fiction

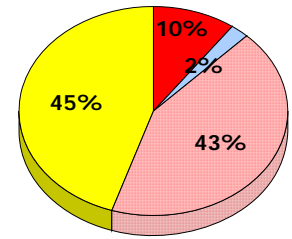
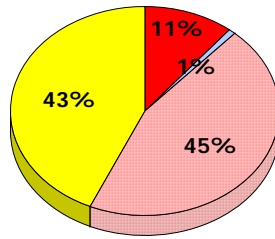
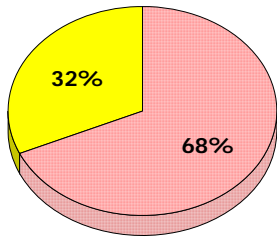
**2013**

Apr 30,  
2013 (18)



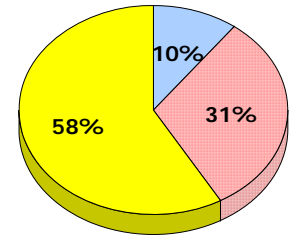
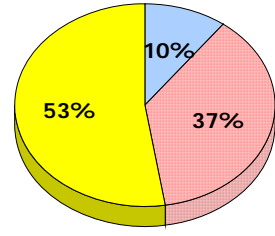
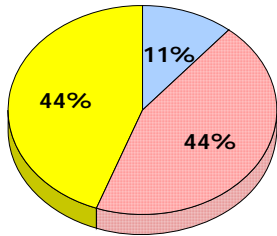
**2012**

Apr 30,  
2012 (19)



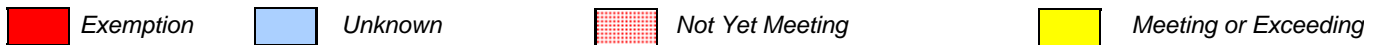
**2011**

AGR (18)



**2010**

AGR (0)



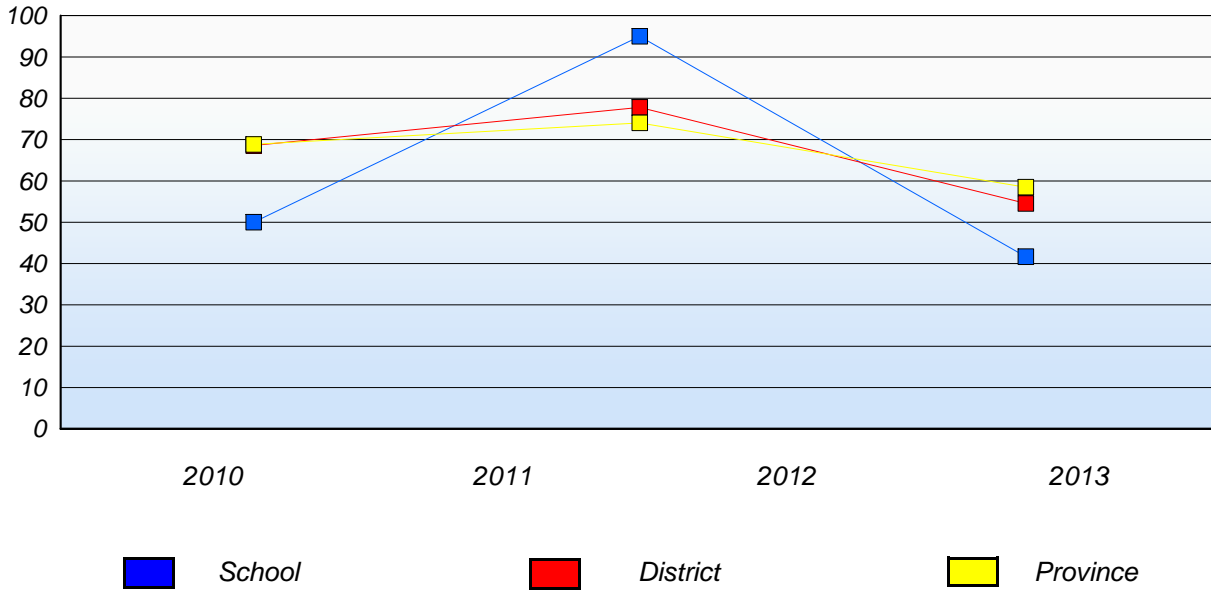
\* In some cases, CRT numbers may exceed AGR numbers based on late enrolments. Pie chart is based on the number of students who wrote the CRT.  
 \* Mushuau Innu Natuashish School and Sheshatshiu Innu School are excluded from district and provincial results.



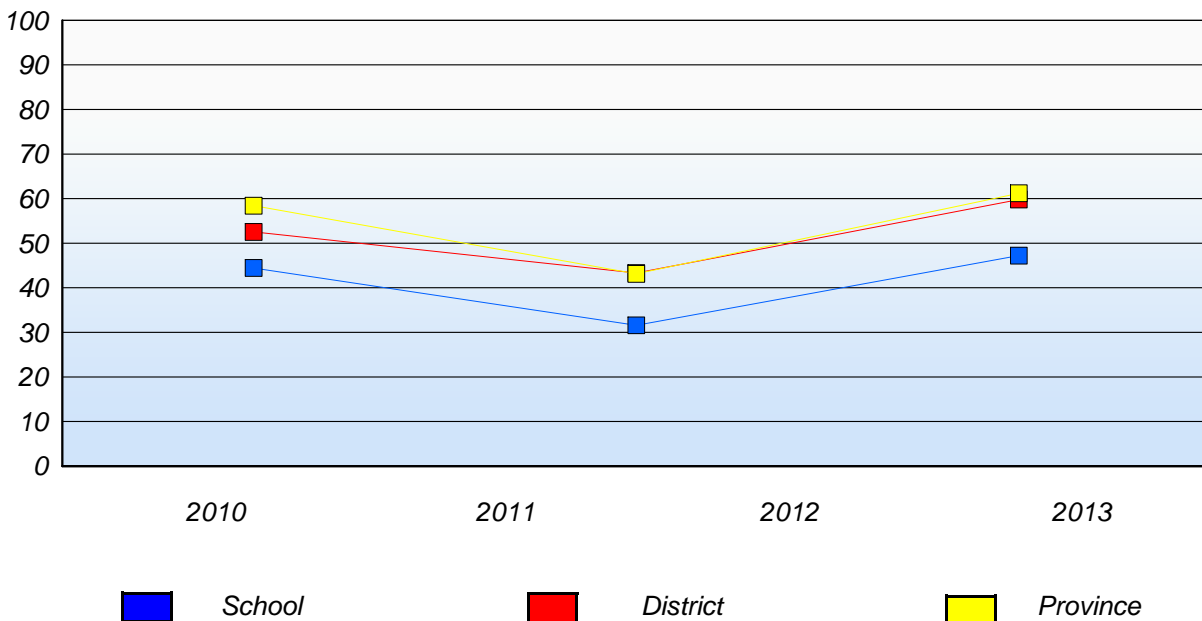
District 2 - Western

School #: 488 French Shore Academy

**Demand Writing**  
Percentage of students at level 3 or above (2010 - 2013)



**Reading**  
Percentage of students at level 3 or above (2010 - 2013)



\* In some cases, CRT numbers may exceed AGR numbers based on late enrolments. Pie chart is based on the number of students who wrote the CRT.

\* Mushuau Innu Natuashish School and Sheshatshiu Innu School are excluded from district and provincial results.