

**District 1 - Labrador**

#002 - Henry Gordon Academy, Cartwright

Grades: K-12

Number of Students            6

**English 3201**

School  
District  
Province

**Public Exam Mark**

School vs District      School vs Province

72.0  
65.9  
68.6



**Final Mark**

School vs District

School vs Province

67.3  
65.0  
69.3



**Subtest**

**Visual Media Literacy**

School  
District  
Province

80.6  
62.0  
65.3



**Visual Artistic Literacy**

School  
District  
Province

77.8  
64.9  
68.6



**Prose**

School  
District  
Province

78.7  
69.8  
73.5



**Poetry**

School  
District  
Province

68.3  
67.9  
69.3



**Contemporary Media Deconstruction**

School  
District  
Province

66.7  
71.2  
69.5



**Comparative Study**

School  
District  
Province

59.6  
55.7  
59.2



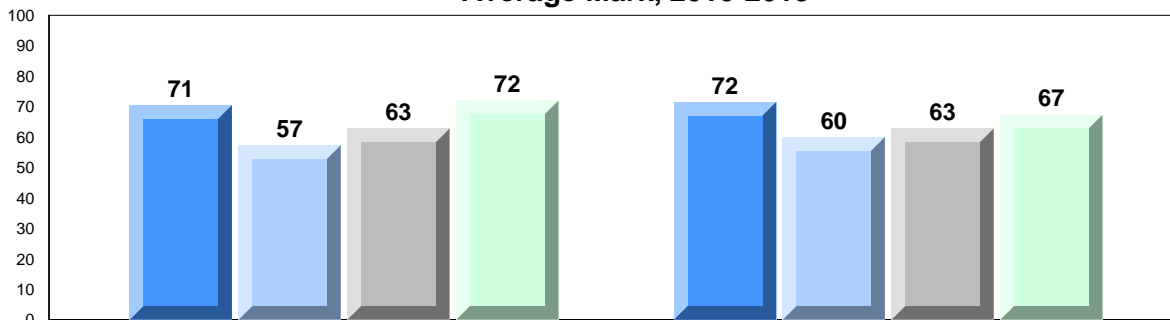
**Personal Response**

School  
District  
Province

64.2  
56.4  
60.6

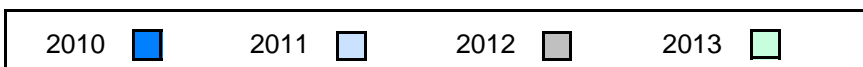


**Average Mark, 2010-2013**



Exam Mark

Final Mark



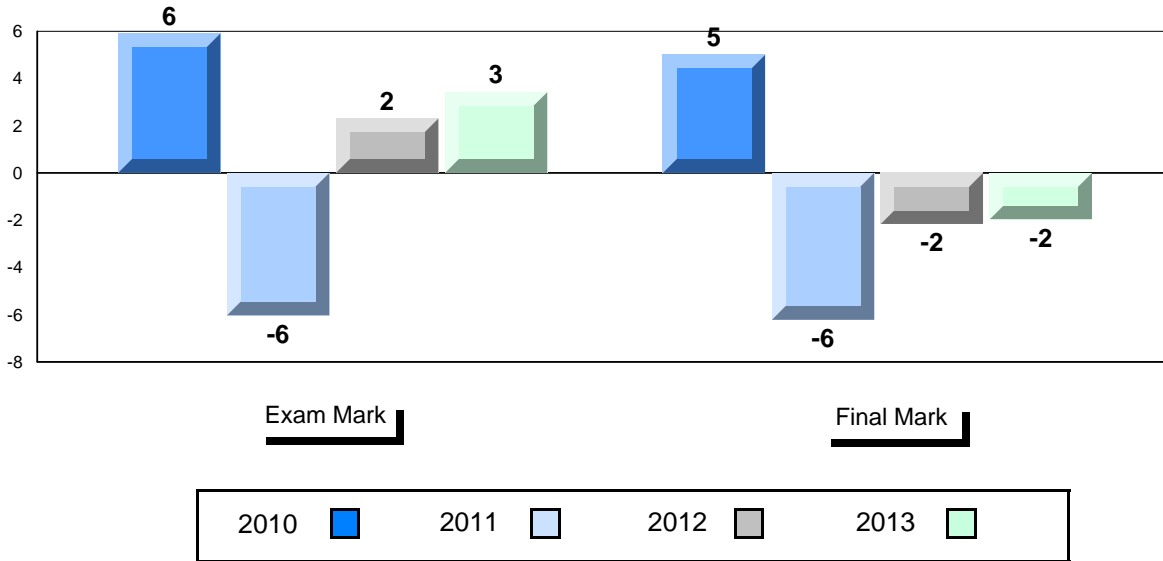
\* Visual Media Literacy, Visual Artistic Literacy and Contemporary Media Deconstruction are new categories introduced in June 2013.

District 1 - Labrador

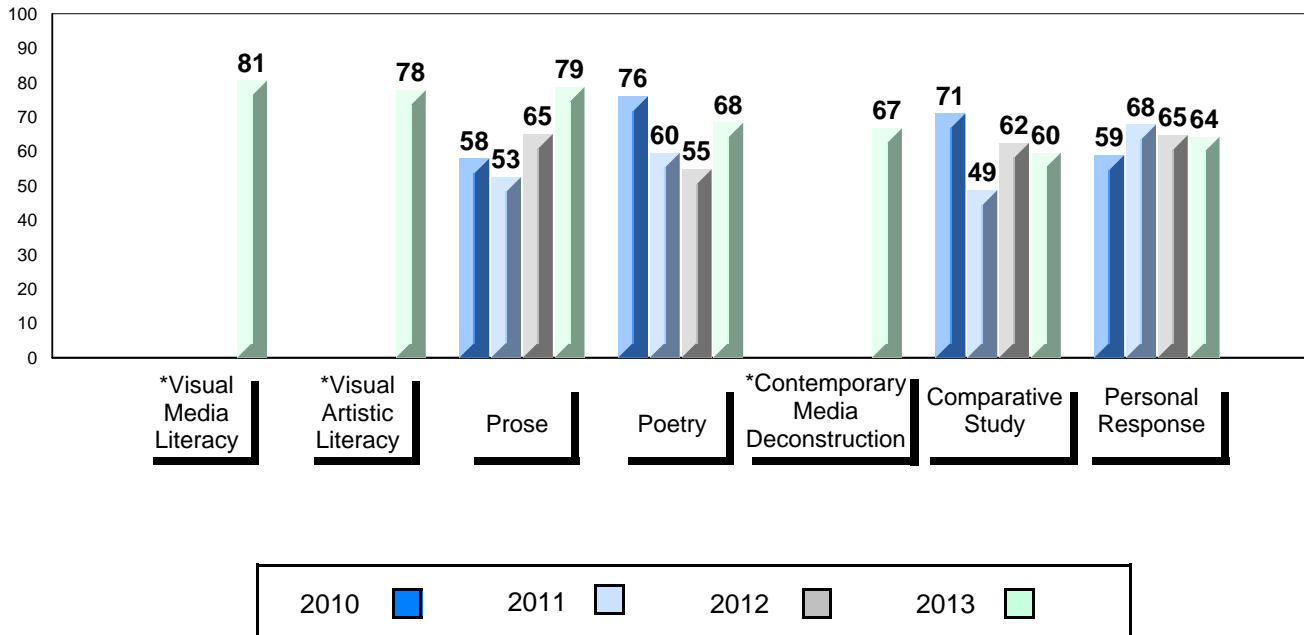
#002 - Henry Gordon Academy, Cartwright

Grades: K-12

Difference from Provincial Mean, 2010-2013



4 Year Public Exam (Subtest) Mark Trend 2010-2013



\* Visual Media Literacy, Visual Artistic Literacy and Contemporary Media Deconstruction are new categories introduced in June 2013.

**District 1 - Labrador**

#007 - Amos Comenius Memorial School, Hopedale

Grades: K-12

Number of Students            2

**English 3201**                    School  
   District  
   Province

**Subtest**

**Visual Media Literacy**        School  
   District  
   Province

**Visual Artistic Literacy**    School  
   District  
   Province

**Prose**                                School  
   District  
   Province

**Poetry**                              School  
   District  
   Province

**Contemporary Media Deconstruction**    School  
   District  
   Province

**Comparative Study**            School  
   District  
   Province


**Personal Response**            School  
   District  
   Province

<b>Public Exam Mark</b>	School vs District	School vs Province
<i>School data with 5 or fewer students withheld for reasons of confidentiality.</i>		

<b>Final Mark</b>	School vs District	School vs Province
<i>School data with 5 or fewer students withheld for reasons of confidentiality.</i>		

**Average Mark, 2010-2013**

*School data with 5 or fewer students withheld for reasons of confidentiality.*



\* Visual Media Literacy, Visual Artistic Literacy and Contemporary Media Deconstruction are new categories introduced in June 2013.



**District 1 - Labrador**

#010 - Menihek High School, Labrador City

Grades: 8-12

Number of Students 75

**English 3201**

School  
District  
Province

**Public Exam Mark**

School vs District

School vs Province

64.9  
65.9  
68.6



**Final Mark**

School vs District

School vs Province

64.4  
65.0  
69.3



**Subtest**

**Visual Media Literacy**

School  
District  
Province

59.3  
62.0  
65.3



**Visual Artistic Literacy**

School  
District  
Province

68.7  
64.9  
68.6



**Prose**

School  
District  
Province

66.8  
69.8  
73.5



**Poetry**

School  
District  
Province

67.0  
67.9  
69.3



**Contemporary Media Deconstruction**

School  
District  
Province

72.7  
71.2  
69.5



**Comparative Study**

School  
District  
Province

54.5  
55.7  
59.2



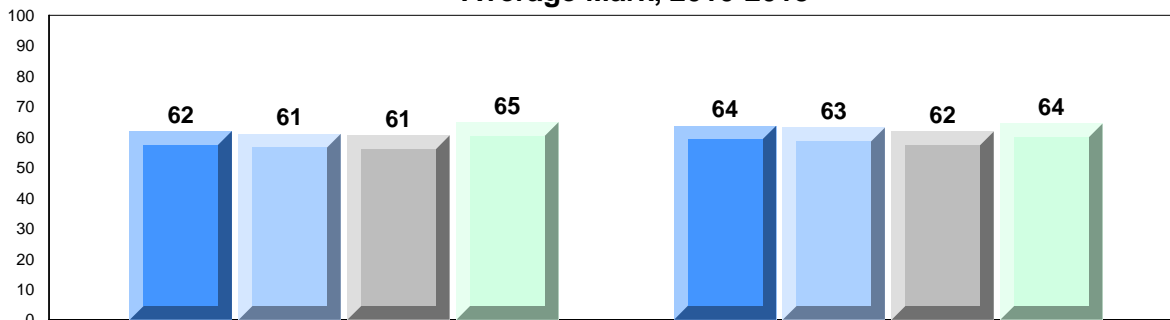
**Personal Response**

School  
District  
Province

56.6  
56.4  
60.6

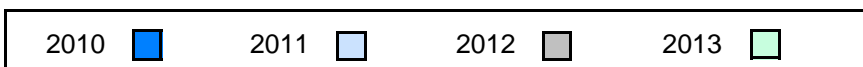


**Average Mark, 2010-2013**



Exam Mark

Final Mark



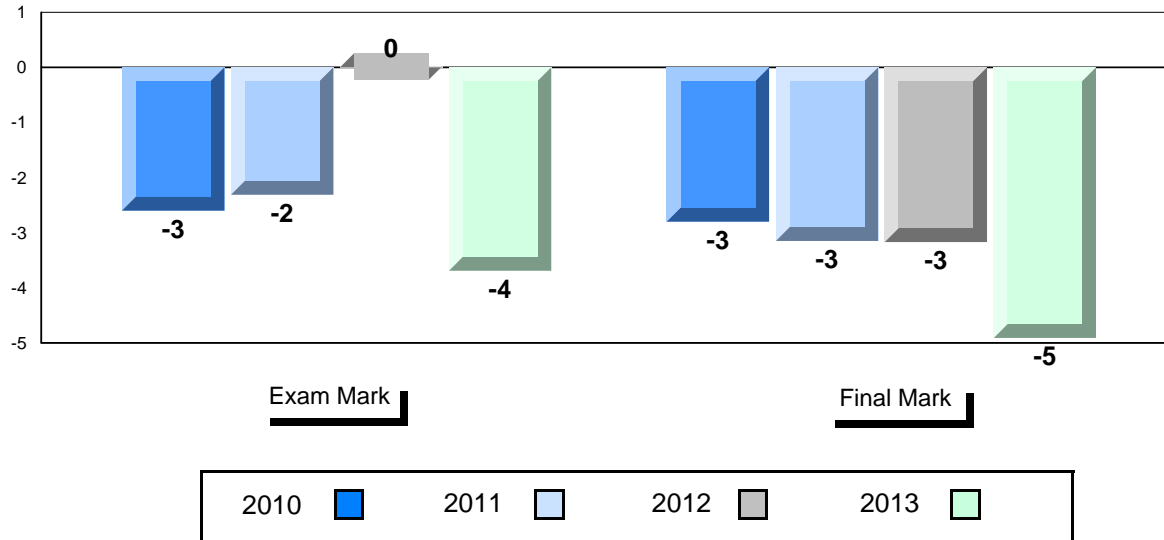
\* Visual Media Literacy, Visual Artistic Literacy and Contemporary Media Deconstruction are new categories introduced in June 2013.

District 1 - Labrador

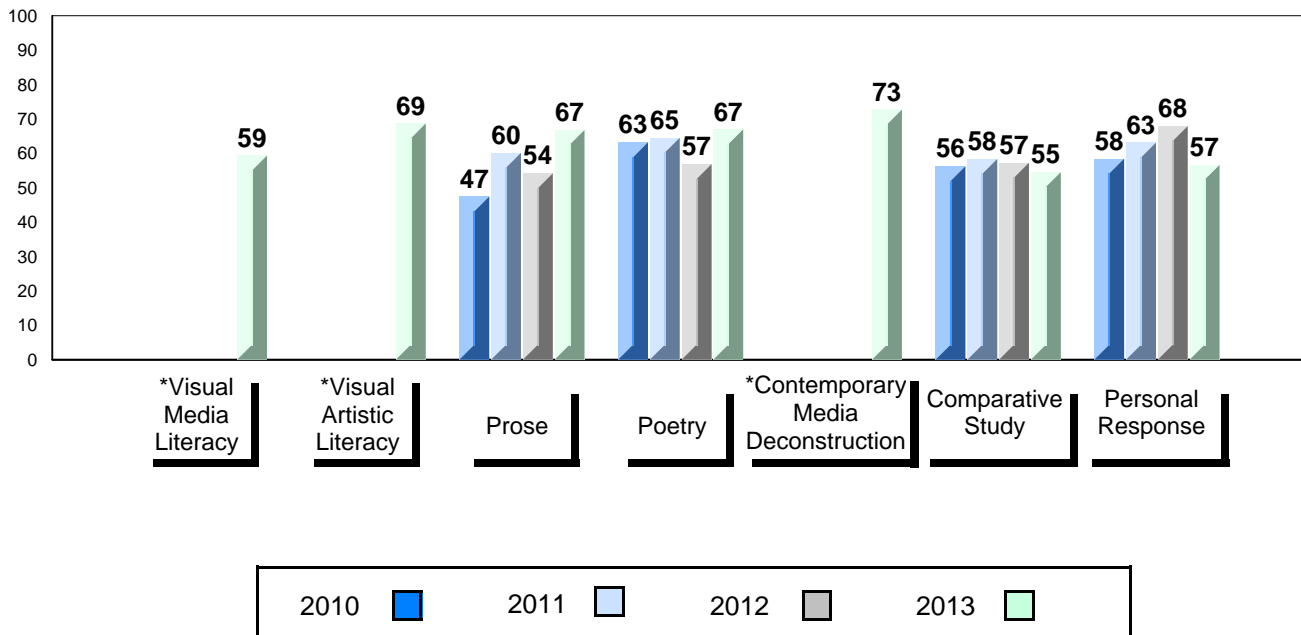
#010 - Menihek High School, Labrador City

Grades: 8-12

Difference from Provincial Mean, 2010-2013



4 Year Public Exam (Subtest) Mark Trend 2010-2013



\* Visual Media Literacy, Visual Artistic Literacy and Contemporary Media Deconstruction are new categories introduced in June 2013.

**District 1 - Labrador**

#012 - J.C. Erhardt Memorial School, Makkovik

Grades: K-12

Number of Students            3

**English 3201**

School  
District  
Province

**Subtest**

**Visual Media  
Literacy**

School  
District  
Province

**Visual Artistic  
Literacy**

School  
District  
Province

**Prose**

School  
District  
Province

**Poetry**

School  
District  
Province

**Contemporary  
Media  
Deconstruction**

School  
District  
Province

**Comparative  
Study**

School  
District  
Province

**Personal  
Response**


School  
District  
Province

<b>Public Exam Mark</b>	School vs District	School vs Province
<i>School data with 5 or fewer students withheld for reasons of confidentiality.</i>		

<b>Final Mark</b>	School vs District	School vs Province
<i>School data with 5 or fewer students withheld for reasons of confidentiality.</i>		

**Average Mark, 2010-2013**


*School data with 5 or fewer students withheld for reasons of confidentiality.*



\* Visual Media Literacy, Visual Artistic Literacy and Contemporary Media Deconstruction are new categories introduced in June 2013.

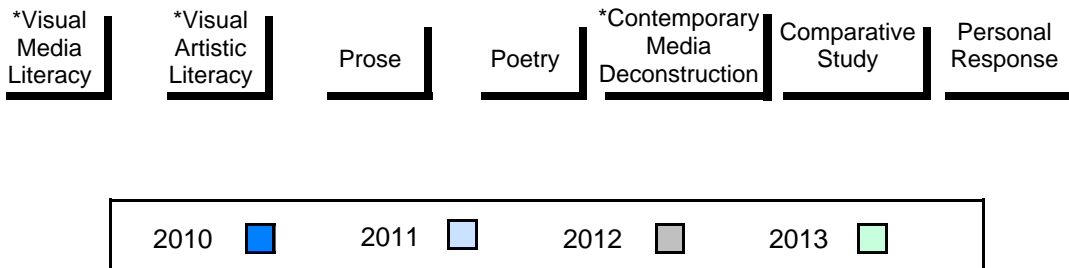
**Difference from Provincial Mean, 2010-2013**

*School data with 5 or fewer students withheld for reasons of confidentiality.*



**4 Year Public Exam (Subtest) Mark Trend 2010-2013**

*School data with 5 or fewer students withheld for reasons of confidentiality.*



\* Visual Media Literacy, Visual Artistic Literacy and Contemporary Media Deconstruction are new categories introduced in June 2013.



**District 1 - Labrador**

#014 - Jens Haven Memorial, Nain

Grades: K-12

Number of Students      6

**English 3201**

School  
District  
Province

**Public Exam Mark**

School vs District

School vs Province

55.7  
65.9  
68.6



**Final Mark**

School vs District

School vs Province

58.7  
65.0  
69.3



**Subtest**

**Visual Media Literacy**

School  
District  
Province

52.8  
62.0  
65.3



**Visual Artistic Literacy**

School  
District  
Province

55.6  
64.9  
68.6



**Prose**

School  
District  
Province

64.0  
69.8  
73.5



**Poetry**

School  
District  
Province

53.3  
67.9  
69.3



**Contemporary Media Deconstruction**

School  
District  
Province

60.0  
71.2  
69.5



**Comparative Study**

School  
District  
Province

38.3  
55.7  
59.2



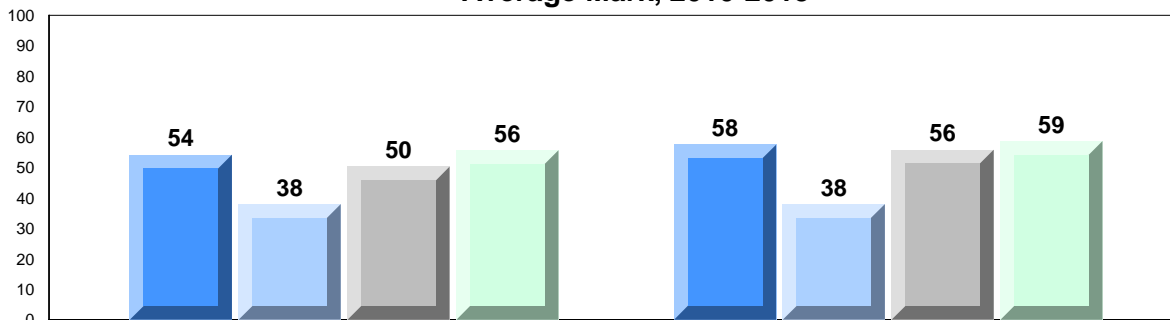
**Personal Response**

School  
District  
Province

55.0  
56.4  
60.6

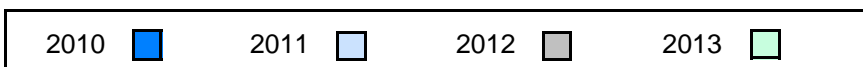


**Average Mark, 2010-2013**



Exam Mark

Final Mark



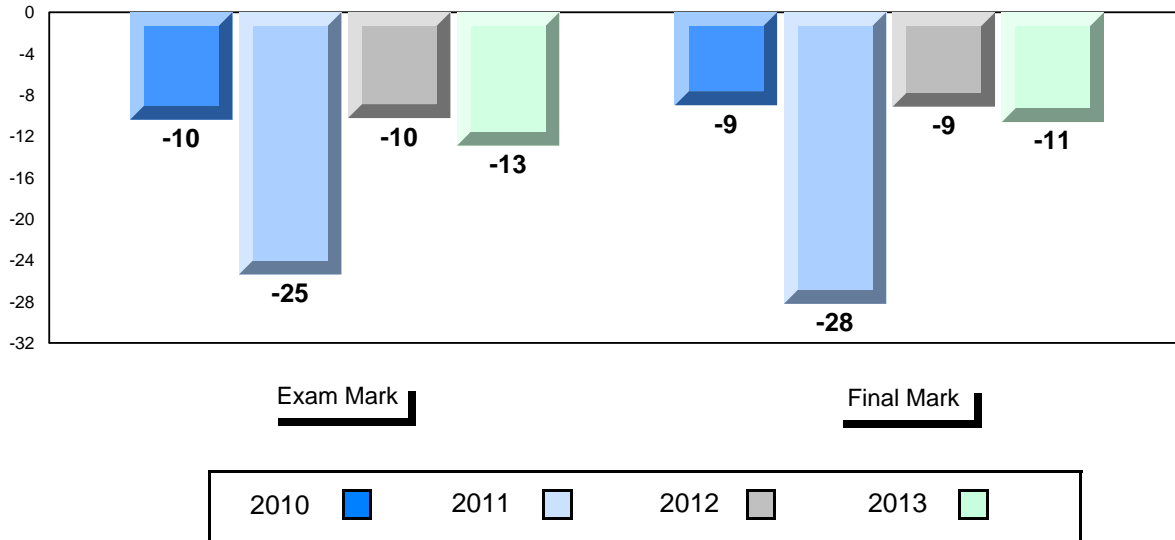
\* Visual Media Literacy, Visual Artistic Literacy and Contemporary Media Deconstruction are new categories introduced in June 2013.

District 1 - Labrador

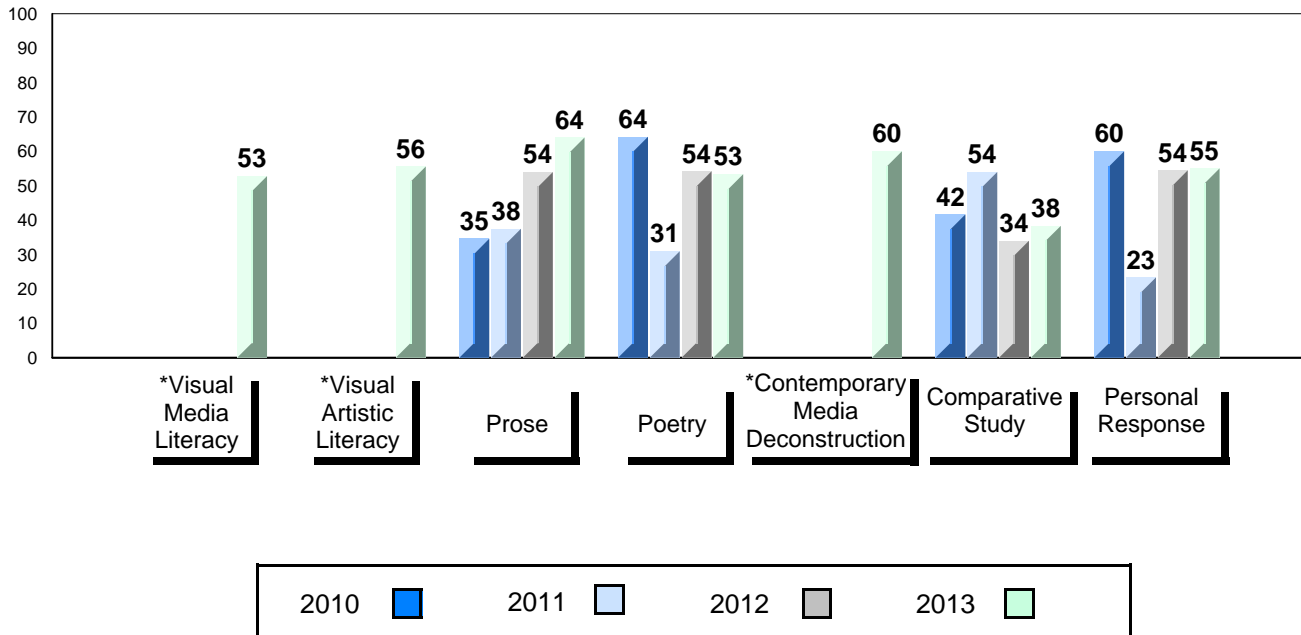
#014 - Jens Haven Memorial, Nain

Grades: K-12

Difference from Provincial Mean, 2010-2013



4 Year Public Exam (Subtest) Mark Trend 2010-2013



\* Visual Media Literacy, Visual Artistic Literacy and Contemporary Media Deconstruction are new categories introduced in June 2013.

District 1 - Labrador

#015 - Lake Melville School, North West River

Grades: K-12

Number of Students            6

**English 3201**

School  
District  
Province

**Public Exam Mark**

School vs District

School vs Province

58.3  
65.9  
68.6



**Final Mark**

School vs District

School vs Province

52.7  
65.0  
69.3



**Subtest**

**Visual Media Literacy**

School  
District  
Province

68.5  
62.0  
65.3



**Visual Artistic Literacy**

School  
District  
Province

61.1  
64.9  
68.6



**Prose**

School  
District  
Province

59.0  
69.8  
73.5



**Poetry**

School  
District  
Province

58.8  
67.9  
69.3



**Contemporary Media Deconstruction**

School  
District  
Province

66.7  
71.2  
69.5



**Comparative Study**

School  
District  
Province

42.5  
55.7  
59.2



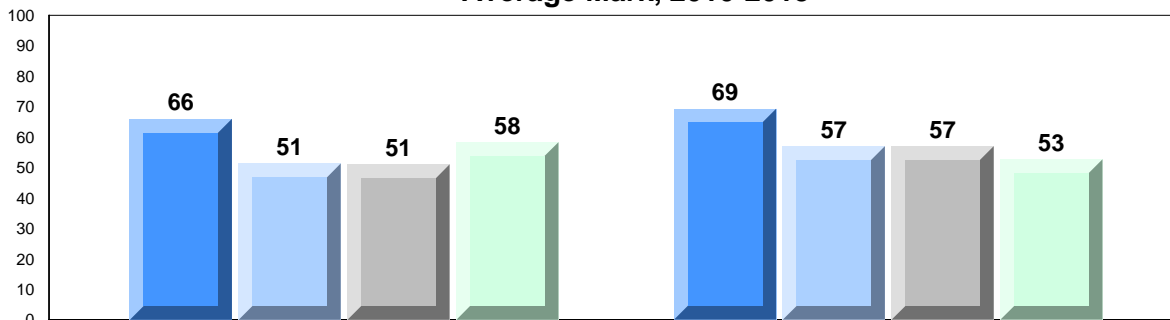
**Personal Response**

School  
District  
Province

53.3  
56.4  
60.6

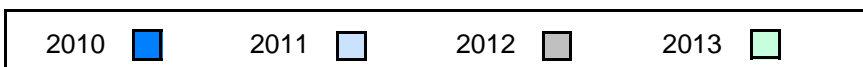


**Average Mark, 2010-2013**



Exam Mark

Final Mark



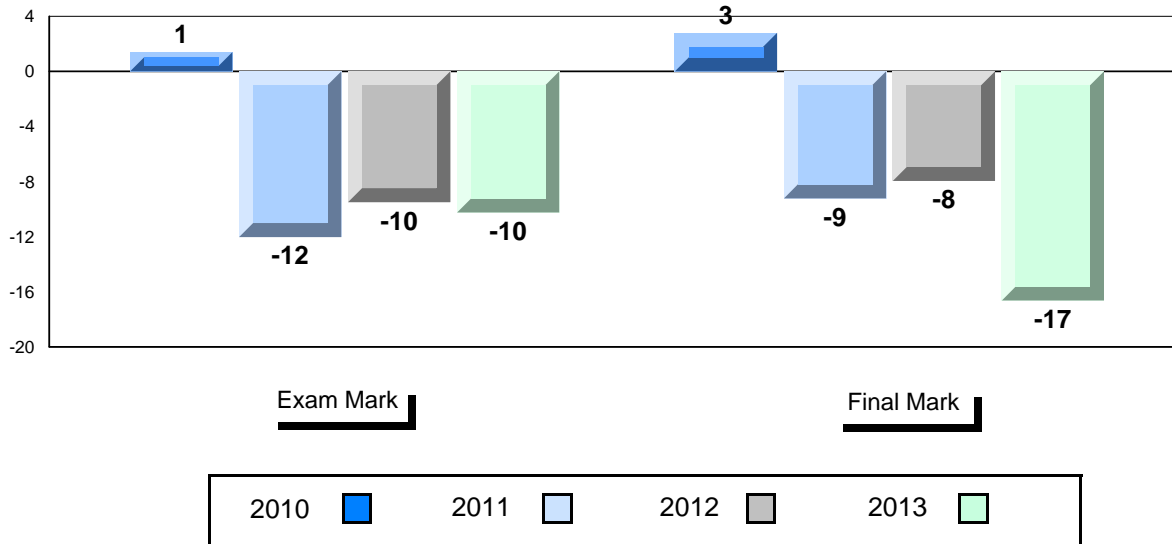
\* Visual Media Literacy, Visual Artistic Literacy and Contemporary Media Deconstruction are new categories introduced in June 2013.

District 1 - Labrador

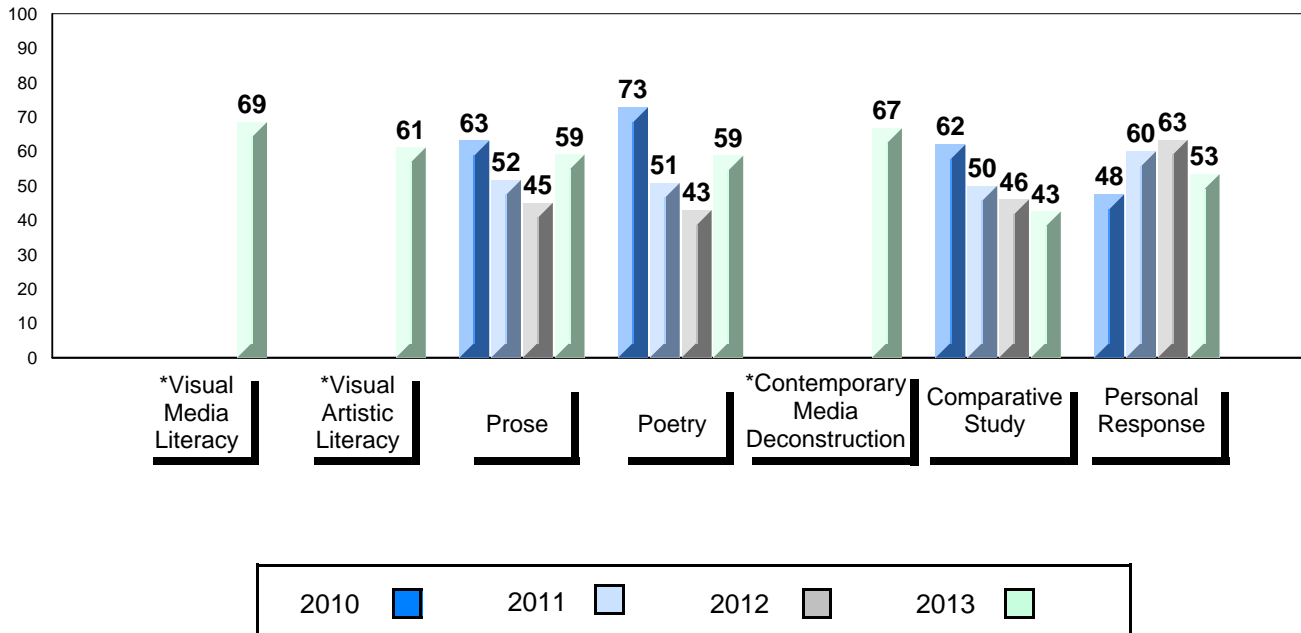
#015 - Lake Melville School, North West River

Grades: K-12

Difference from Provincial Mean, 2010-2013



4 Year Public Exam (Subtest) Mark Trend 2010-2013



\* Visual Media Literacy, Visual Artistic Literacy and Contemporary Media Deconstruction are new categories introduced in June 2013.

**District 1 - Labrador**

#016 - B.L. Morrison, Postville

Grades: K-12

Number of Students            1

**English 3201**                    School  
   District  
   Province

**Subtest**

**Visual Media Literacy**        School  
   District  
   Province

**Visual Artistic Literacy**    School  
   District  
   Province

**Prose**                                School  
   District  
   Province

**Poetry**                              School  
   District  
   Province

**Contemporary Media Deconstruction**    School  
   District  
   Province

**Comparative Study**            School  
   District  
   Province


**Personal Response**            School  
   District  
   Province

<b>Public Exam Mark</b>	School vs District	School vs Province
<i>School data with 5 or fewer students withheld for reasons of confidentiality.</i>		

<b>Final Mark</b>	School vs District	School vs Province
<i>School data with 5 or fewer students withheld for reasons of confidentiality.</i>		

**Average Mark, 2010-2013**


*School data with 5 or fewer students withheld for reasons of confidentiality.*



\* Visual Media Literacy, Visual Artistic Literacy and Contemporary Media Deconstruction are new categories introduced in June 2013.

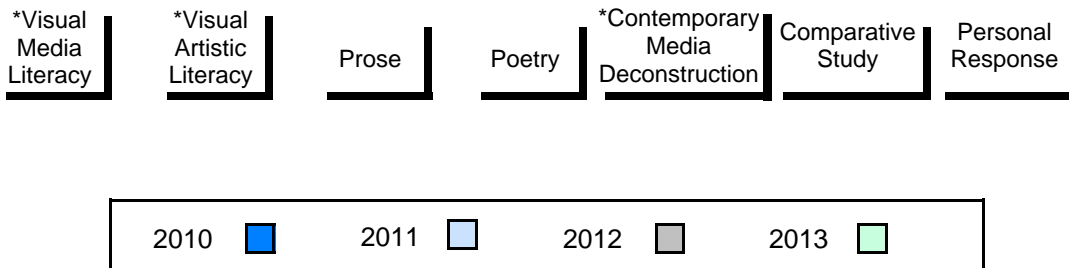
**Difference from Provincial Mean, 2010-2013**

*School data with 5 or fewer students withheld for reasons of confidentiality.*



**4 Year Public Exam (Subtest) Mark Trend 2010-2013**

*School data with 5 or fewer students withheld for reasons of confidentiality.*



\* Visual Media Literacy, Visual Artistic Literacy and Contemporary Media Deconstruction are new categories introduced in June 2013.

**District 1 - Labrador**

#477 - Mealy Mountain Collegiate, Happy Valley-Goose Bay

Grades: 8-12

Number of Students 58

**English 3201**

School  
District  
Province

**Public Exam Mark**

School vs District      School vs Province

69.3  
65.9  
68.6



**Final Mark**

School vs District

School vs Province

68.2  
65.0  
69.3



**Subtest**

**Visual Media Literacy**

School  
District  
Province

65.2  
62.0  
65.3



**Visual Artistic Literacy**

School  
District  
Province

61.2  
64.9  
68.6



**Prose**

School  
District  
Province

74.5  
69.8  
73.5



**Poetry**

School  
District  
Province

72.5  
67.9  
69.3



**Contemporary Media Deconstruction**

School  
District  
Province

71.4  
71.2  
69.5



**Comparative Study**

School  
District  
Province

62.3  
55.7  
59.2



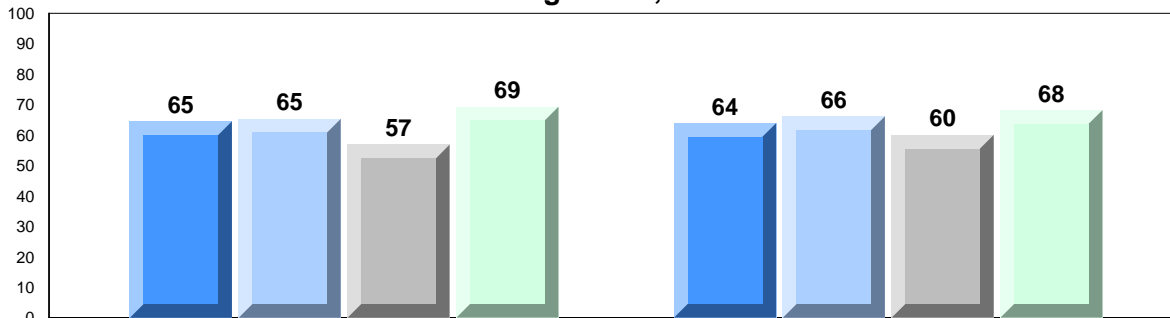
**Personal Response**

School  
District  
Province

55.5  
56.4  
60.6

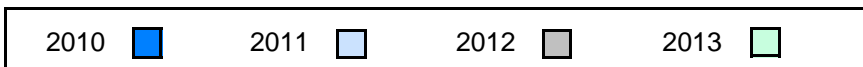


**Average Mark, 2010-2013**



Exam Mark

Final Mark



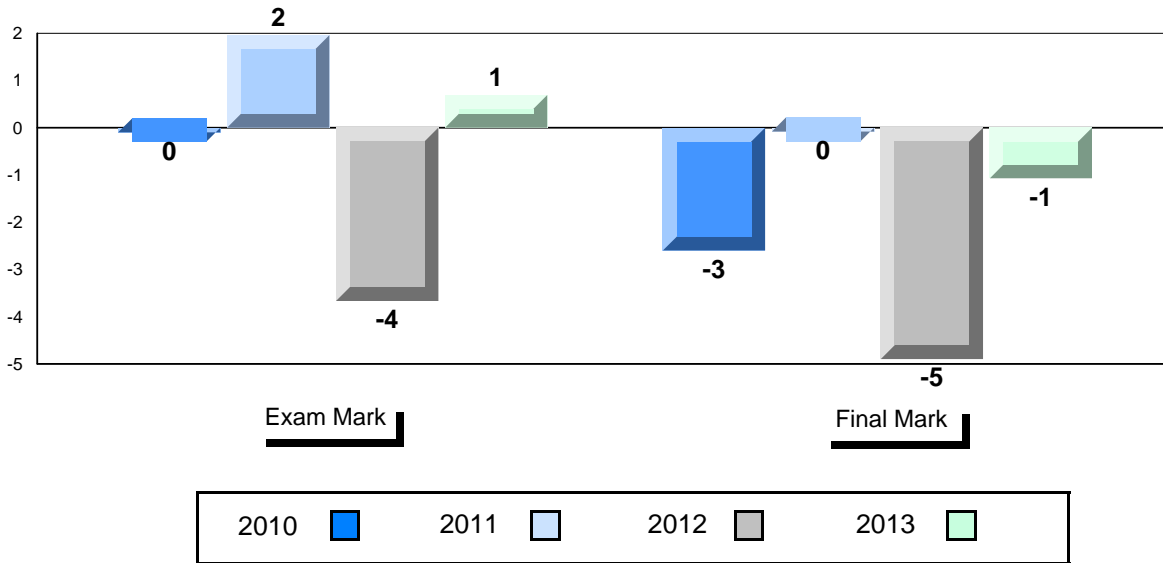
\* Visual Media Literacy, Visual Artistic Literacy and Contemporary Media Deconstruction are new categories introduced in June 2013.

District 1 - Labrador

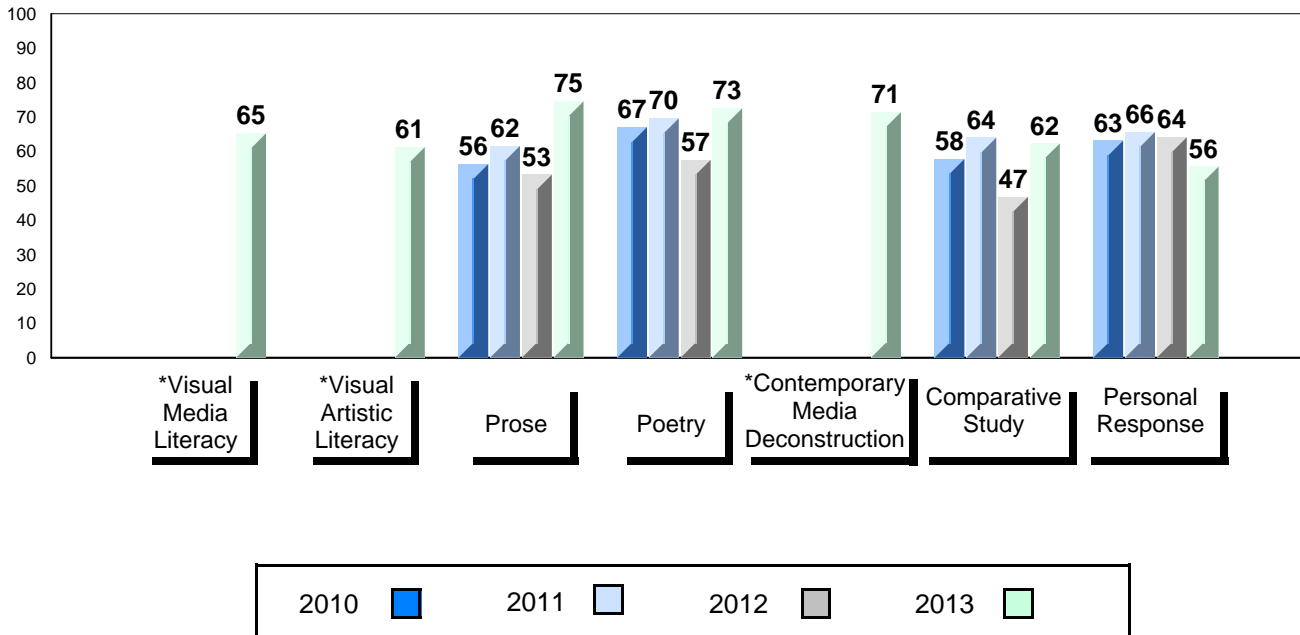
#477 - Mealy Mountain Collegiate, Happy Valley-Goose Bay

Grades: 8-12

Difference from Provincial Mean, 2010-2013



4 Year Public Exam (Subtest) Mark Trend 2010-2013



\* Visual Media Literacy, Visual Artistic Literacy and Contemporary Media Deconstruction are new categories introduced in June 2013.



**District 2 - Western**

#022 - William Gillett Academy, Charlottetown, LAB

Grades: K-12

Number of Students 8

**English 3201**

School  
District  
Province

**Public Exam Mark**

School vs District

School vs Province

71.9  
68.9  
68.6



**Final Mark**

School vs District

School vs Province

72.4  
69.9  
69.3



**Subtest**

**Visual Media Literacy**

School  
District  
Province

65.3  
66.8  
65.3



**Visual Artistic Literacy**

School  
District  
Province

60.4  
72.9  
68.6



**Prose**

School  
District  
Province

72.0  
72.4  
73.5



**Poetry**

School  
District  
Province

75.9  
69.1  
69.3



**Contemporary Media Deconstruction**

School  
District  
Province

60.0  
69.3  
69.5



**Comparative Study**

School  
District  
Province

70.9  
59.9  
59.2




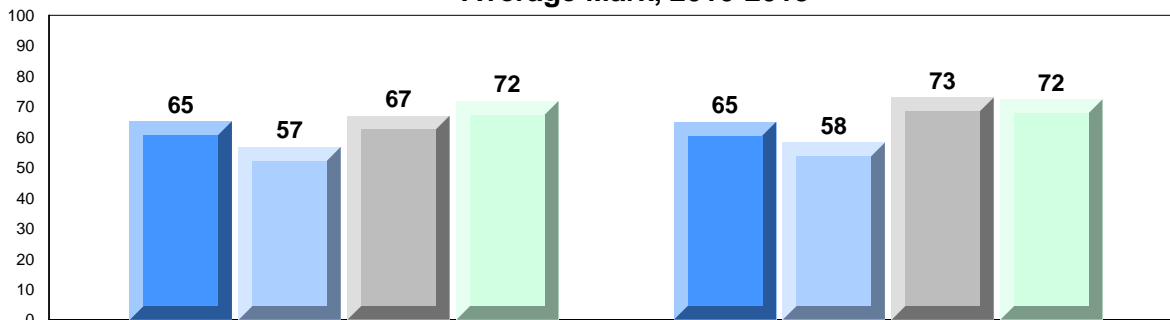
**Personal Response**

School  
District  
Province

71.9  
61.9  
60.6

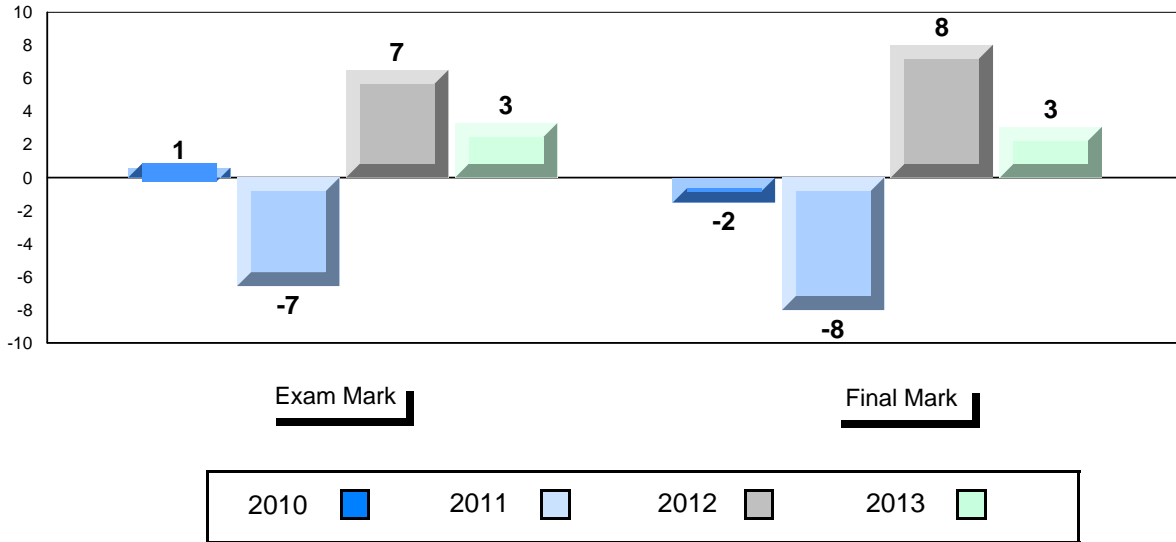


**Average Mark, 2010-2013**

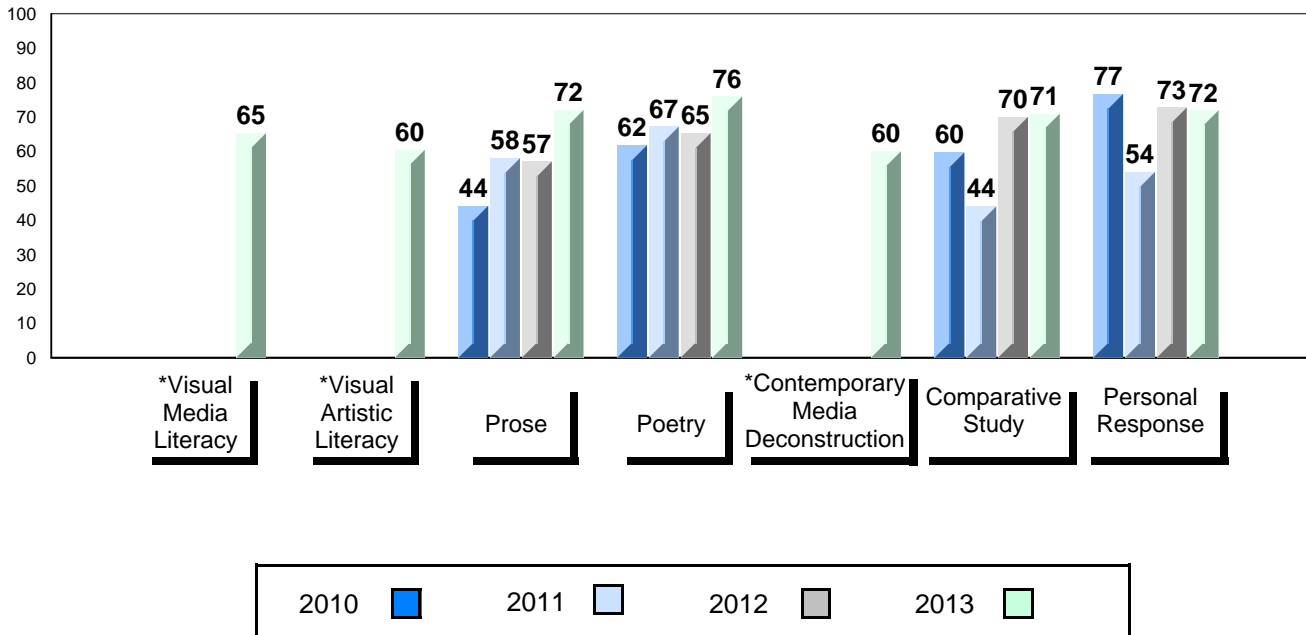


\* Visual Media Literacy, Visual Artistic Literacy and Contemporary Media Deconstruction are new categories introduced in June 2013.

Difference from Provincial Mean, 2010-2013



4 Year Public Exam (Subtest) Mark Trend 2010-2013



\* Visual Media Literacy, Visual Artistic Literacy and Contemporary Media Deconstruction are new categories introduced in June 2013.

**District 2 - Western**

#024 - James Cook Memorial, Cook's Harbour

Grades: 1-2,6-12

Number of Students            2

**English 3201**                    School  
   District  
   Province

**Subtest**

**Visual Media Literacy**        School  
   District  
   Province

**Visual Artistic Literacy**    School  
   District  
   Province

**Prose**                                School  
   District  
   Province

**Poetry**                             School  
   District  
   Province

**Contemporary Media Deconstruction**    School  
   District  
   Province

**Comparative Study**            School  
   District  
   Province


**Personal Response**            School  
   District  
   Province

<b>Public Exam Mark</b>	School vs District	School vs Province
<i>School data with 5 or fewer students withheld for reasons of confidentiality.</i>		

<b>Final Mark</b>	School vs District	School vs Province
<i>School data with 5 or fewer students withheld for reasons of confidentiality.</i>		

**Average Mark, 2010-2013**


*School data with 5 or fewer students withheld for reasons of confidentiality.*



\* Visual Media Literacy, Visual Artistic Literacy and Contemporary Media Deconstruction are new categories introduced in June 2013.

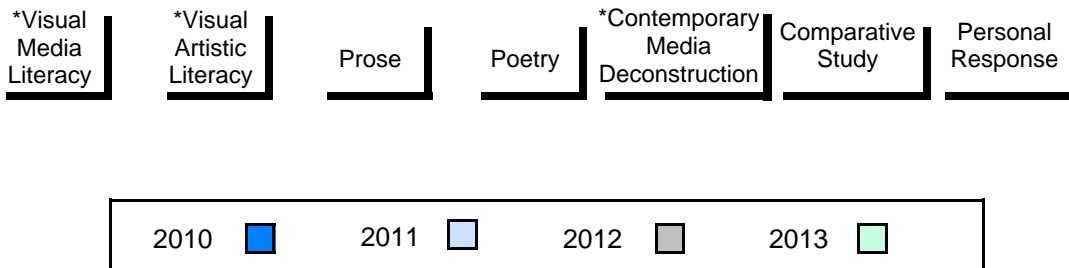
**Difference from Provincial Mean, 2010-2013**

*School data with 5 or fewer students withheld for reasons of confidentiality.*



**4 Year Public Exam (Subtest) Mark Trend 2010-2013**

*School data with 5 or fewer students withheld for reasons of confidentiality.*



\* Visual Media Literacy, Visual Artistic Literacy and Contemporary Media Deconstruction are new categories introduced in June 2013.

**District 2 - Western**

#027 - Canon Richards Memorial Academy, Flower's Cove

Grades: K-12

Number of Students 9

**English 3201**

School  
District  
Province

**Public Exam Mark**

School vs District

School vs Province

67.6  
68.9  
68.6



**Final Mark**

School vs District

School vs Province

71.2  
69.9  
69.3



**Subtest**

**Visual Media Literacy**

School  
District  
Province

65.4  
66.8  
65.3



**Visual Artistic Literacy**

School  
District  
Province

83.3  
72.9  
68.6



**Prose**

School  
District  
Province

72.2  
72.4  
73.5



**Poetry**

School  
District  
Province

63.1  
69.1  
69.3



**Contemporary Media Deconstruction**

School  
District  
Province

52.2  
69.3  
69.5



**Comparative Study**

School  
District  
Province

60.8  
59.9  
59.2



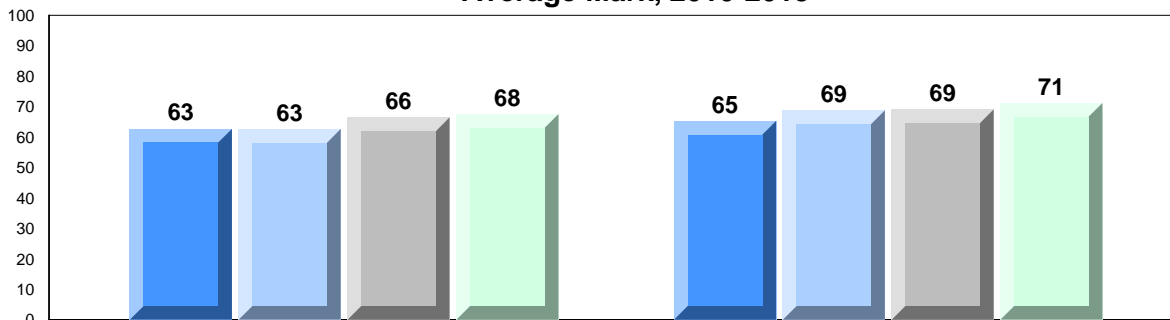
**Personal Response**

School  
District  
Province

62.8  
61.9  
60.6

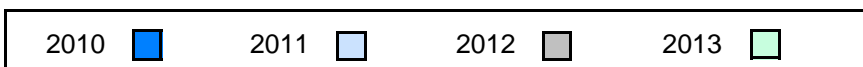


**Average Mark, 2010-2013**



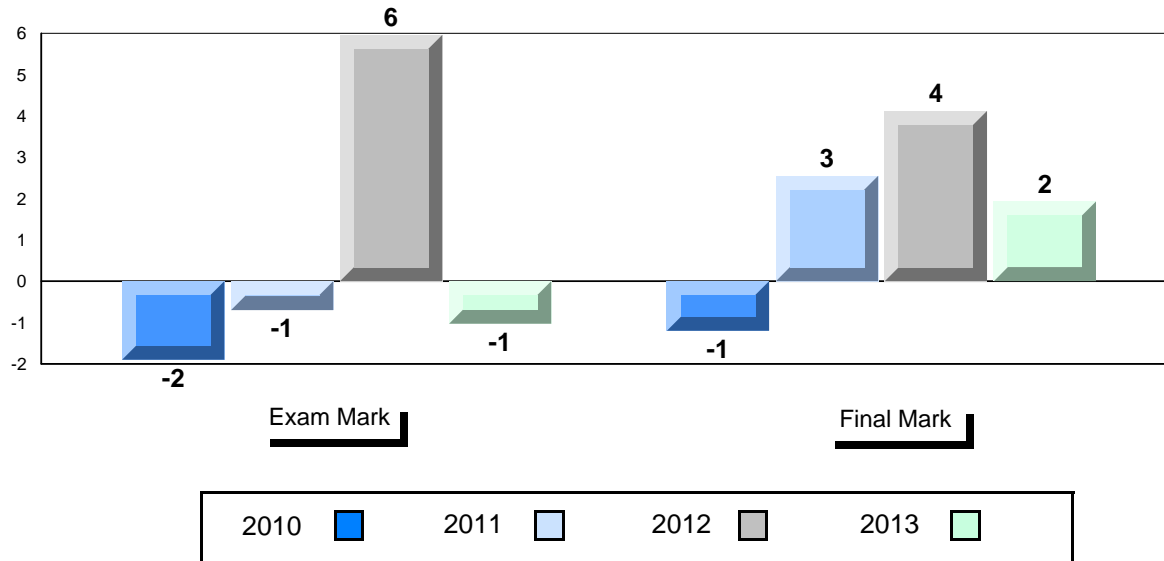
Exam Mark

Final Mark

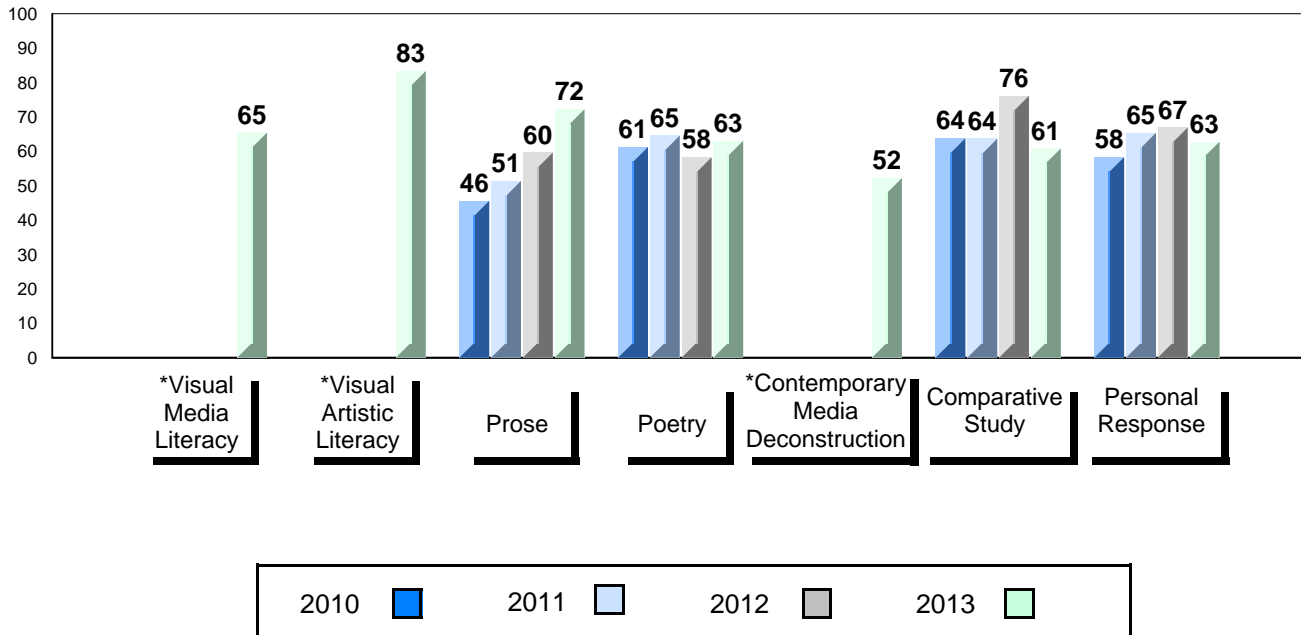


\* Visual Media Literacy, Visual Artistic Literacy and Contemporary Media Deconstruction are new categories introduced in June 2013.

Difference from Provincial Mean, 2010-2013



4 Year Public Exam (Subtest) Mark Trend 2010-2013



\* Visual Media Literacy, Visual Artistic Literacy and Contemporary Media Deconstruction are new categories introduced in June 2013.

**District 2 - Western**

#039 - Mary Simms All-Grade, Main Brook

Grades: K-12

Number of Students            3

**English 3201**                    School  
   District  
   Province

**Subtest**

**Visual Media Literacy**        School  
   District  
   Province

**Visual Artistic Literacy**    School  
   District  
   Province

**Prose**                                School  
   District  
   Province

**Poetry**                              School  
   District  
   Province

**Contemporary Media Deconstruction**    School  
   District  
   Province

**Comparative Study**            School  
   District  
   Province

**Personal Response**            School  
   District  
   Province

<b>Public Exam Mark</b>	School vs District	School vs Province
<i>School data with 5 or fewer students withheld for reasons of confidentiality.</i>		

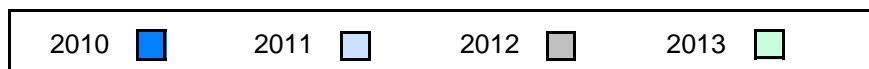
<b>Final Mark</b>	School vs District	School vs Province
<i>School data with 5 or fewer students withheld for reasons of confidentiality.</i>		

**Average Mark, 2010-2013**

*School data with 5 or fewer students withheld for reasons of confidentiality.*

**Exam Mark**


**Final Mark**



\* Visual Media Literacy, Visual Artistic Literacy and Contemporary Media Deconstruction are new categories introduced in June 2013.

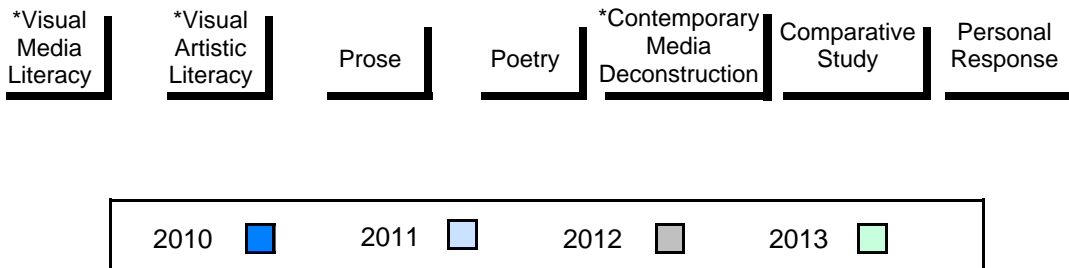
**Difference from Provincial Mean, 2010-2013**

*School data with 5 or fewer students withheld for reasons of confidentiality.*



**4 Year Public Exam (Subtest) Mark Trend 2010-2013**

*School data with 5 or fewer students withheld for reasons of confidentiality.*



\* Visual Media Literacy, Visual Artistic Literacy and Contemporary Media Deconstruction are new categories introduced in June 2013.



**District 2 - Western**

#040 - St. Mary's AG, Mary's Harbour

Grades: K-12

Number of Students 10

**English 3201**

School  
District  
Province

**Public Exam Mark**

School vs District      School vs Province

67.9  
68.9  
68.6



**Final Mark**

School vs District      School vs Province

71.1  
69.9  
69.3



**Subtest**

**Visual Media Literacy**

School  
District  
Province

62.8  
66.8  
65.3



**Visual Artistic Literacy**

School  
District  
Province

70.0  
72.9  
68.6



**Prose**

School  
District  
Province

63.4  
72.4  
73.5



**Poetry**

School  
District  
Province

72.8  
69.1  
69.3



**Contemporary Media Deconstruction**

School  
District  
Province

73.0  
69.3  
69.5



**Comparative Study**

School  
District  
Province

60.8  
59.9  
59.2



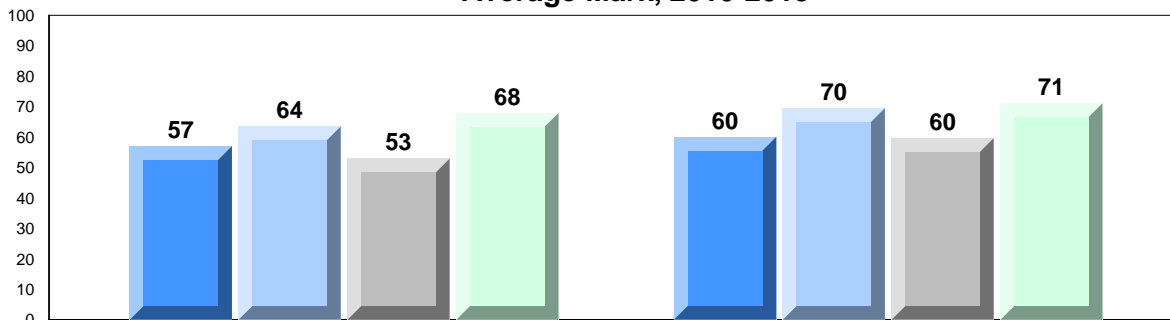
**Personal Response**

School  
District  
Province

68.5  
61.9  
60.6

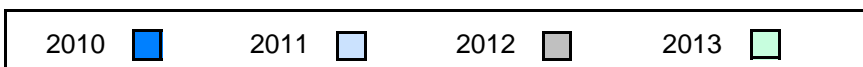


**Average Mark, 2010-2013**



**Exam Mark**

**Final Mark**



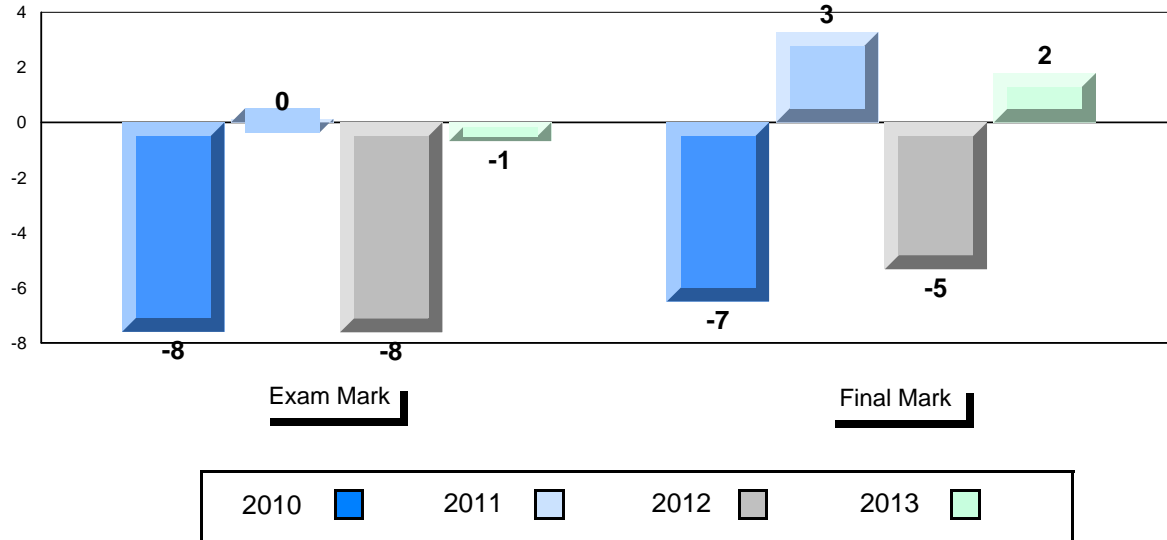
\* Visual Media Literacy, Visual Artistic Literacy and Contemporary Media Deconstruction are new categories introduced in June 2013.

District 2 - Western

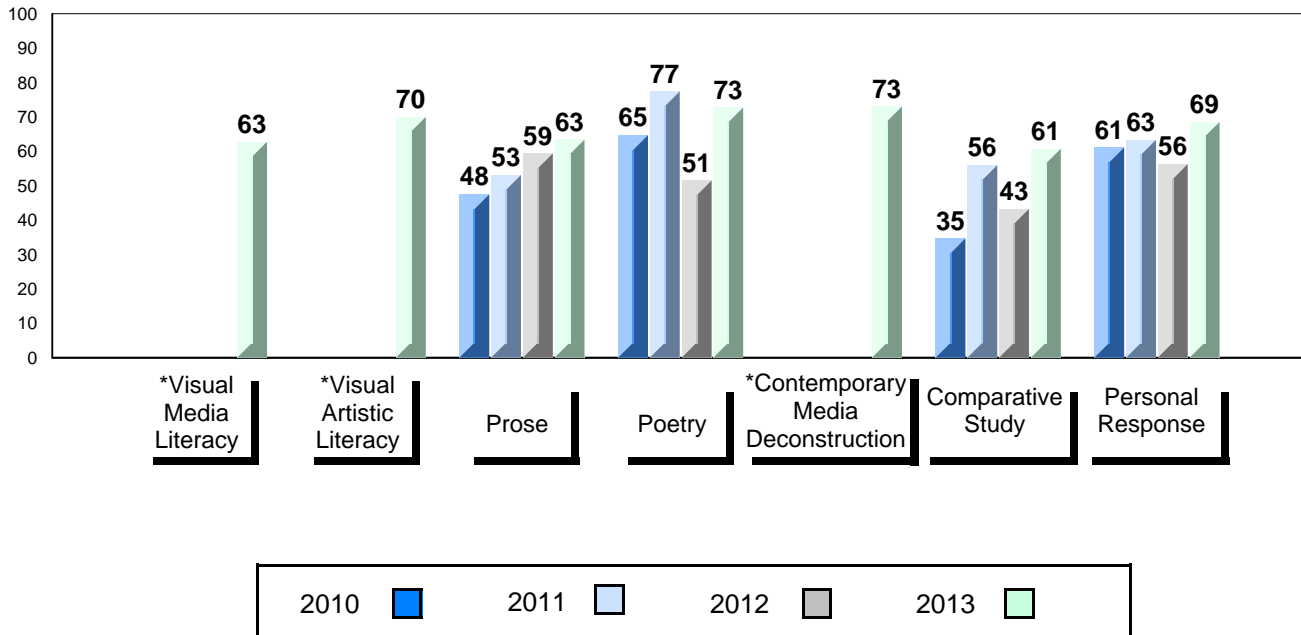
#040 - St. Mary's AG, Mary's Harbour

Grades: K-12

Difference from Provincial Mean, 2010-2013



4 Year Public Exam (Subtest) Mark Trend 2010-2013



\* Visual Media Literacy, Visual Artistic Literacy and Contemporary Media Deconstruction are new categories introduced in June 2013.

**District 2 - Western**

#046 - Bayside Academy, Port Hope Simpson

Grades: K-12

Number of Students      6

**English 3201**

School  
District  
Province

**Public Exam Mark**

School vs District

School vs Province

62.3  
68.9  
68.6



**Final Mark**

School vs District

School vs Province

65.3  
69.9  
69.3



**Subtest**

**Visual Media Literacy**

School  
District  
Province

54.6  
66.8  
65.3



**Visual Artistic Literacy**

School  
District  
Province

73.6  
72.9  
68.6



**Prose**

School  
District  
Province

70.3  
72.4  
73.5



**Poetry**

School  
District  
Province

58.8  
69.1  
69.3



**Contemporary Media Deconstruction**

School  
District  
Province

63.3  
69.3  
69.5



**Comparative Study**

School  
District  
Province

47.9  
59.9  
59.2




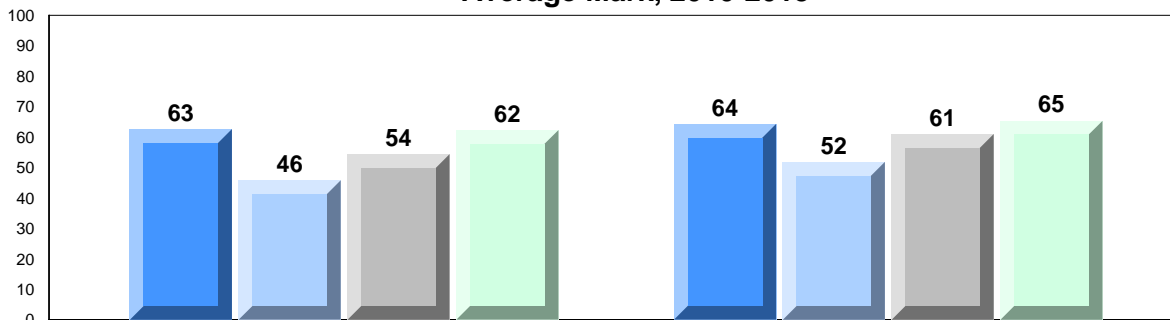
**Personal Response**

School  
District  
Province

60.8  
61.9  
60.6



**Average Mark, 2010-2013**



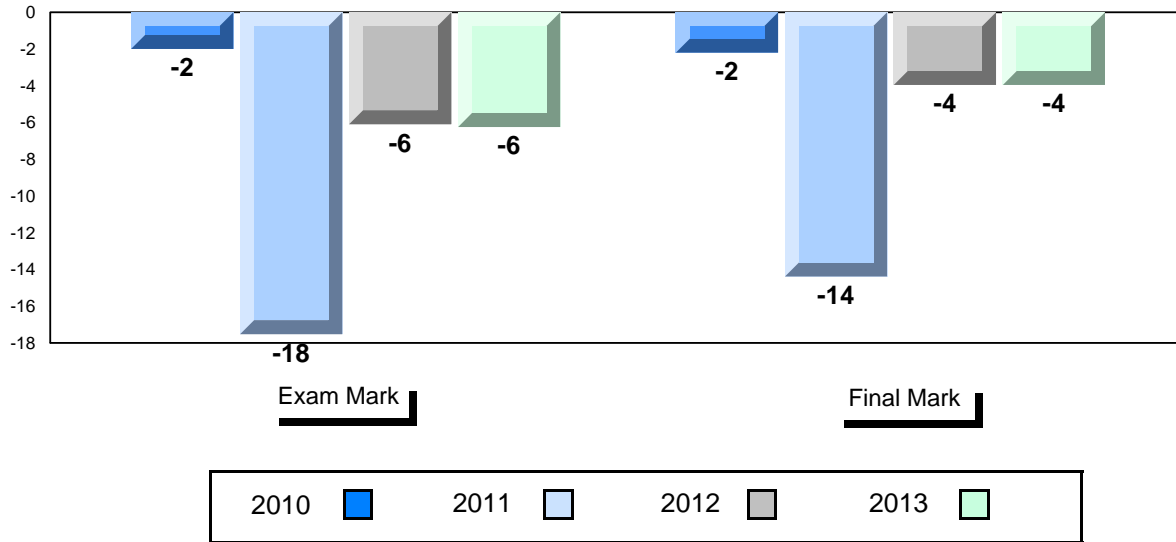
\* Visual Media Literacy, Visual Artistic Literacy and Contemporary Media Deconstruction are new categories introduced in June 2013.

District 2 - Western

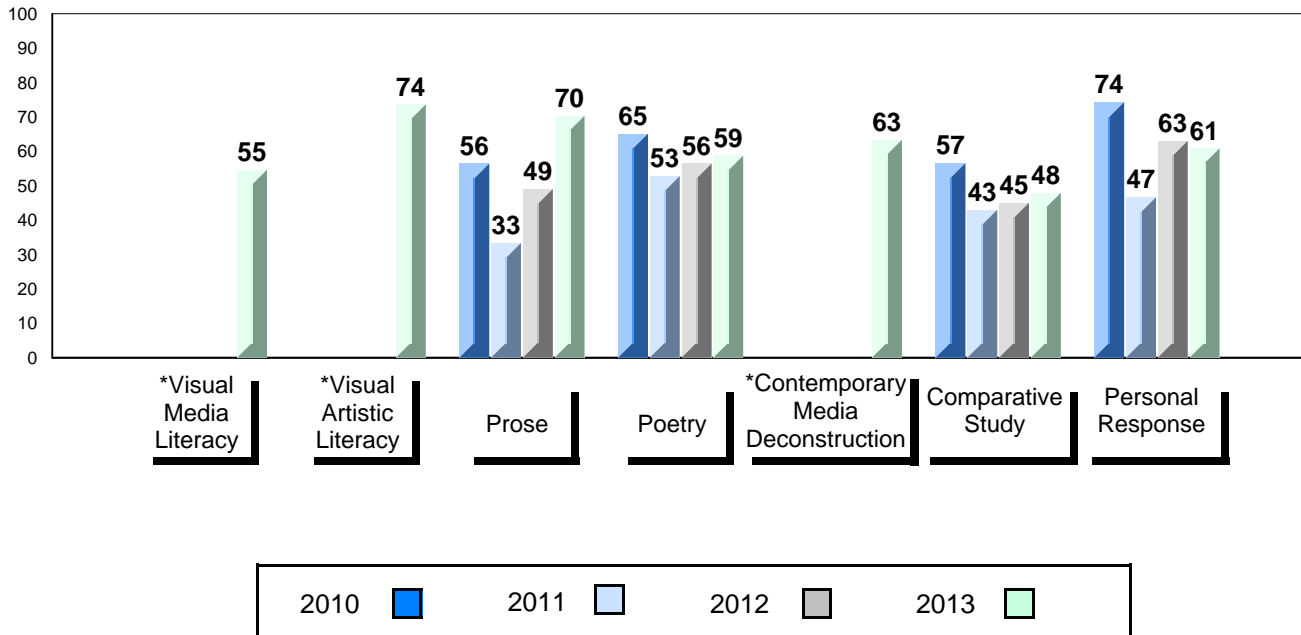
#046 - Bayside Academy, Port Hope Simpson

Grades: K-12

Difference from Provincial Mean, 2010-2013



4 Year Public Exam (Subtest) Mark Trend 2010-2013



\* Visual Media Literacy, Visual Artistic Literacy and Contemporary Media Deconstruction are new categories introduced in June 2013.

**District 2 - Western**

#050 - Basque Memorial, Red Bay

Grades: K,2,5-6,8-12

Number of Students                      2

**English 3201**                      School  
District  
Province

**Subtest**

**Visual Media Literacy**                      School  
District  
Province

**Visual Artistic Literacy**                      School  
District  
Province

**Prose**                      School  
District  
Province

**Poetry**                      School  
District  
Province

**Contemporary Media Deconstruction**                      School  
District  
Province

**Comparative Study**                      School  
District  
Province


**Personal Response**                      School  
District  
Province

<b>Public Exam Mark</b>	School vs District	School vs Province
<i>School data with 5 or fewer students withheld for reasons of confidentiality.</i>		

<b>Final Mark</b>	School vs District	School vs Province
<i>School data with 5 or fewer students withheld for reasons of confidentiality.</i>		

**Average Mark, 2010-2013**


*School data with 5 or fewer students withheld for reasons of confidentiality.*



\* Visual Media Literacy, Visual Artistic Literacy and Contemporary Media Deconstruction are new categories introduced in June 2013.

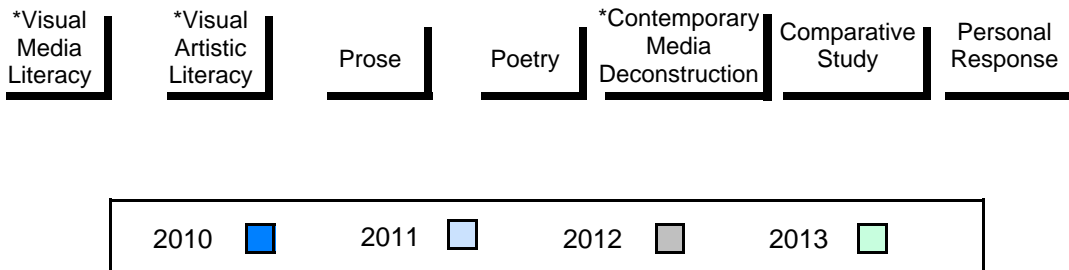
**Difference from Provincial Mean, 2010-2013**

*School data with 5 or fewer students withheld for reasons of confidentiality.*



**4 Year Public Exam (Subtest) Mark Trend 2010-2013**

*School data with 5 or fewer students withheld for reasons of confidentiality.*



\* Visual Media Literacy, Visual Artistic Literacy and Contemporary Media Deconstruction are new categories introduced in June 2013.

**District 2 - Western**

#052 - Harriot Curtis Collegiate, St. Anthony

Grades: 8-12

Number of Students 24

**English 3201**

School  
District  
Province

**Public Exam Mark**

School vs District      School vs Province

73.3  
68.9  
68.6



**Final Mark**

School vs District      School vs Province

74.8  
69.9  
69.3



**Subtest**

**Visual Media Literacy**

School  
District  
Province

69.7  
66.8  
65.3



**Visual Artistic Literacy**

School  
District  
Province

76.0  
72.9  
68.6



**Prose**

School  
District  
Province

75.0  
72.4  
73.5



**Poetry**

School  
District  
Province

77.8  
69.1  
69.3



**Contemporary Media Deconstruction**

School  
District  
Province

76.3  
69.3  
69.5



**Comparative Study**

School  
District  
Province

67.2  
59.9  
59.2



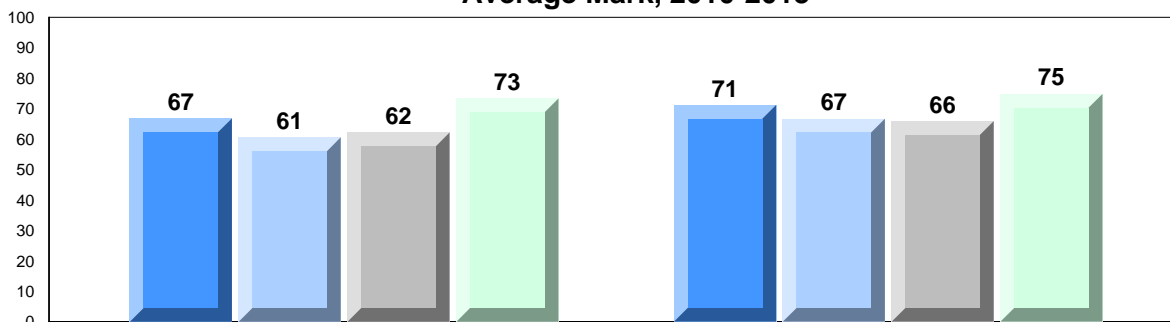
**Personal Response**

School  
District  
Province

60.2  
61.9  
60.6

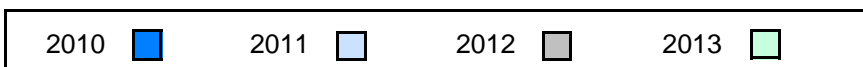


**Average Mark, 2010-2013**



Exam Mark

Final Mark



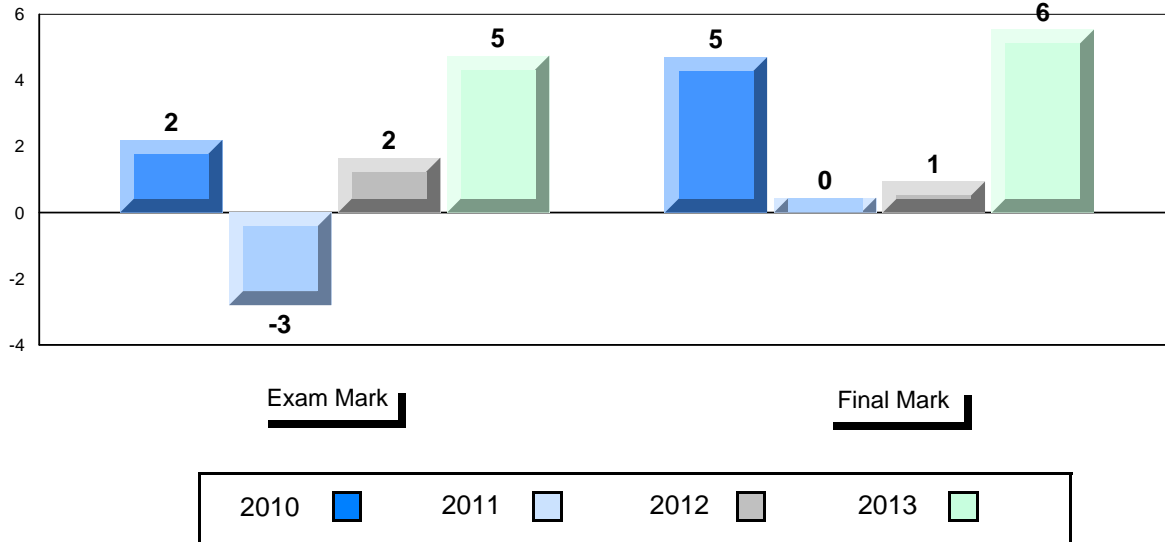
\* Visual Media Literacy, Visual Artistic Literacy and Contemporary Media Deconstruction are new categories introduced in June 2013.

District 2 - Western

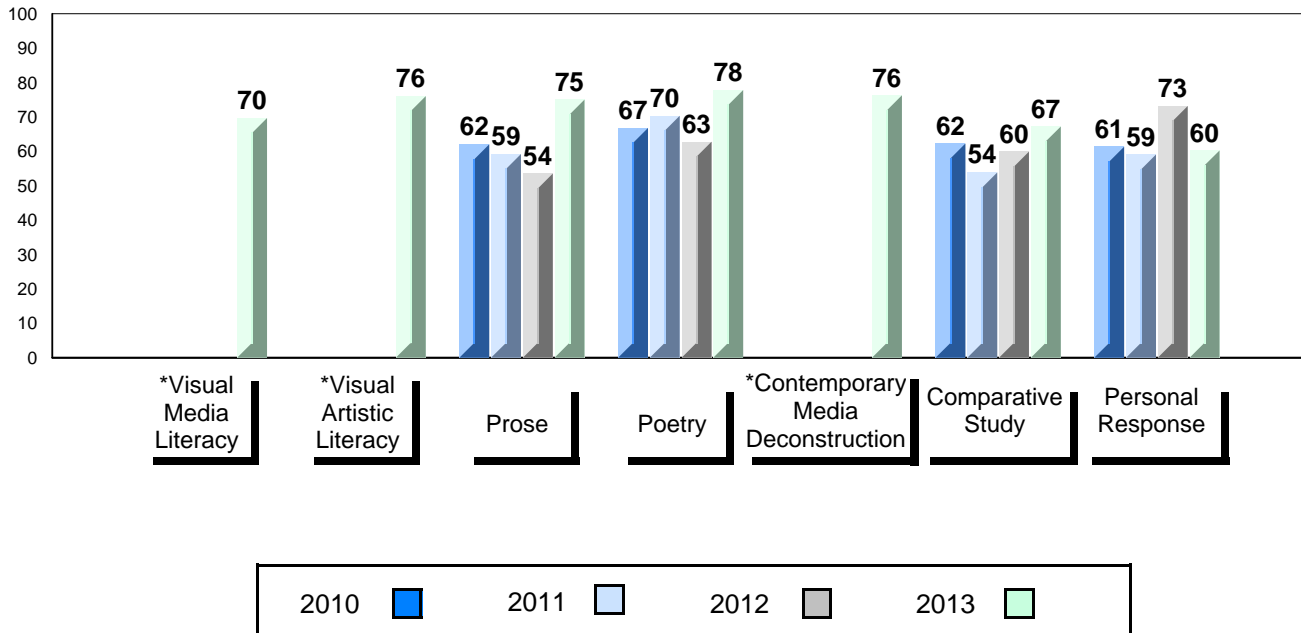
#052 - Harriot Curtis Collegiate, St. Anthony

Grades: 8-12

Difference from Provincial Mean, 2010-2013



4 Year Public Exam (Subtest) Mark Trend 2010-2013



\* Visual Media Literacy, Visual Artistic Literacy and Contemporary Media Deconstruction are new categories introduced in June 2013.



**District 2 - Western**

#054 - St. Lewis Academy, St. Lewis

Grades: K-12

Number of Students            2

**English 3201**

School  
District  
Province

**Subtest**

**Visual Media  
Literacy**

School  
District  
Province

**Visual Artistic  
Literacy**

School  
District  
Province

**Prose**

School  
District  
Province

**Poetry**

School  
District  
Province

**Contemporary  
Media  
Deconstruction**

School  
District  
Province

**Comparative  
Study**

School  
District  
Province

**Personal  
Response**

School  
District  
Province

**Public  
Exam  
Mark**

School vs District      School vs Province

*School data with 5 or fewer students withheld for reasons of confidentiality.*

**Final  
Mark**

School vs District      School vs Province

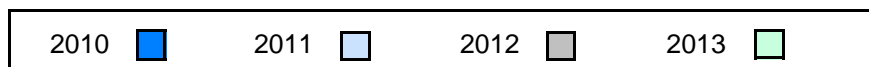
*School data with 5 or fewer students withheld for reasons of confidentiality.*

**Average Mark, 2010-2013**

*School data with 5 or fewer students withheld for reasons of confidentiality.*

**Exam Mark**


**Final Mark**



\* Visual Media Literacy, Visual Artistic Literacy and Contemporary Media Deconstruction are new categories introduced in June 2013.

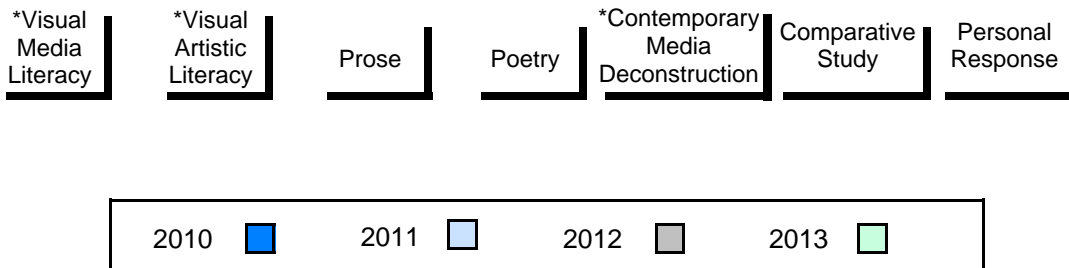
**Difference from Provincial Mean, 2010-2013**

*School data with 5 or fewer students withheld for reasons of confidentiality.*



**4 Year Public Exam (Subtest) Mark Trend 2010-2013**

*School data with 5 or fewer students withheld for reasons of confidentiality.*



\* Visual Media Literacy, Visual Artistic Literacy and Contemporary Media Deconstruction are new categories introduced in June 2013.

**District 2 - Western**

#072 - Holy Cross All Grade School, Daniel's Harbour

Grades: K,2-12

Number of Students            4

**English 3201**                    School  
   District  
   Province

**Subtest**

**Visual Media Literacy**        School  
   District  
   Province

**Visual Artistic Literacy**    School  
   District  
   Province

**Prose**                                School  
   District  
   Province

**Poetry**                              School  
   District  
   Province

**Contemporary Media Deconstruction**    School  
   District  
   Province

**Comparative Study**            School  
   District  
   Province


**Personal Response**            School  
   District  
   Province

<b>Public Exam Mark</b>	School vs District	School vs Province
<i>School data with 5 or fewer students withheld for reasons of confidentiality.</i>		

<b>Final Mark</b>	School vs District	School vs Province
<i>School data with 5 or fewer students withheld for reasons of confidentiality.</i>		

**Average Mark, 2010-2013**


*School data with 5 or fewer students withheld for reasons of confidentiality.*



\* Visual Media Literacy, Visual Artistic Literacy and Contemporary Media Deconstruction are new categories introduced in June 2013.

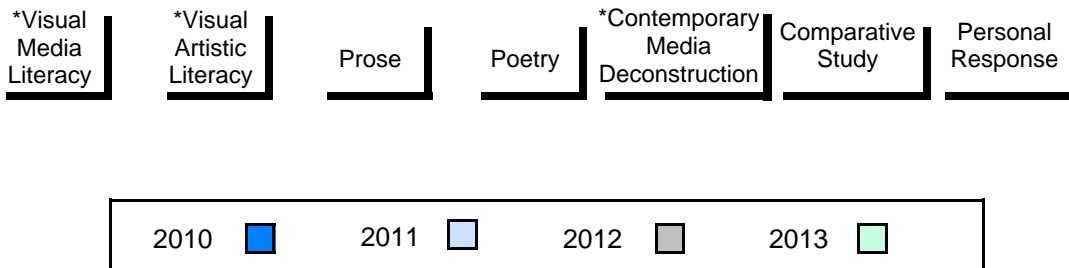
**Difference from Provincial Mean, 2010-2013**

*School data with 5 or fewer students withheld for reasons of confidentiality.*



**4 Year Public Exam (Subtest) Mark Trend 2010-2013**

*School data with 5 or fewer students withheld for reasons of confidentiality.*



\* Visual Media Literacy, Visual Artistic Literacy and Contemporary Media Deconstruction are new categories introduced in June 2013.

**District 2 - Western**

#075 - Hampden Academy, Hampden

Grades: K-12

Number of Students            1

**English 3201**                    School  
   District  
   Province

**Subtest**

**Visual Media Literacy**        School  
   District  
   Province

**Visual Artistic Literacy**    School  
   District  
   Province

**Prose**                                School  
   District  
   Province

**Poetry**                             School  
   District  
   Province

**Contemporary Media Deconstruction**    School  
   District  
   Province

**Comparative Study**            School  
   District  
   Province


**Personal Response**            School  
   District  
   Province

<b>Public Exam Mark</b>	School vs District	School vs Province
<i>School data with 5 or fewer students withheld for reasons of confidentiality.</i>		

<b>Final Mark</b>	School vs District	School vs Province
<i>School data with 5 or fewer students withheld for reasons of confidentiality.</i>		

**Average Mark, 2010-2013**


*School data with 5 or fewer students withheld for reasons of confidentiality.*



\* Visual Media Literacy, Visual Artistic Literacy and Contemporary Media Deconstruction are new categories introduced in June 2013.

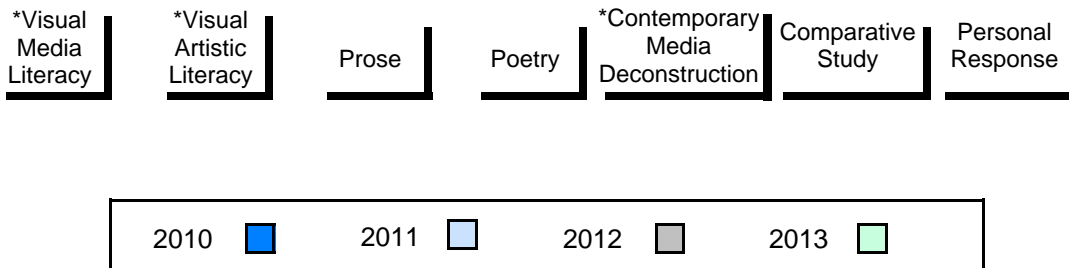
**Difference from Provincial Mean, 2010-2013**

*School data with 5 or fewer students withheld for reasons of confidentiality.*



**4 Year Public Exam (Subtest) Mark Trend 2010-2013**

*School data with 5 or fewer students withheld for reasons of confidentiality.*



\* Visual Media Literacy, Visual Artistic Literacy and Contemporary Media Deconstruction are new categories introduced in June 2013.

**District 2 - Western**

#079 - St. James All Grade, Lark Harbour

Grades: K-12

Number of Students 8

**English 3201**

School  
District  
Province

**Public Exam Mark**

School vs District      School vs Province

64.0  
68.9  
68.6



**Final Mark**

School vs District      School vs Province

64.3  
69.9  
69.3



**Subtest**

**Visual Media Literacy**

School  
District  
Province

68.1  
66.8  
65.3



**Visual Artistic Literacy**

School  
District  
Province

60.4  
72.9  
68.6



**Prose**

School  
District  
Province

71.8  
72.4  
73.5



**Poetry**

School  
District  
Province

68.4  
69.1  
69.3



**Contemporary Media Deconstruction**

School  
District  
Province

62.5  
69.3  
69.5



**Comparative Study**

School  
District  
Province

44.4  
59.9  
59.2



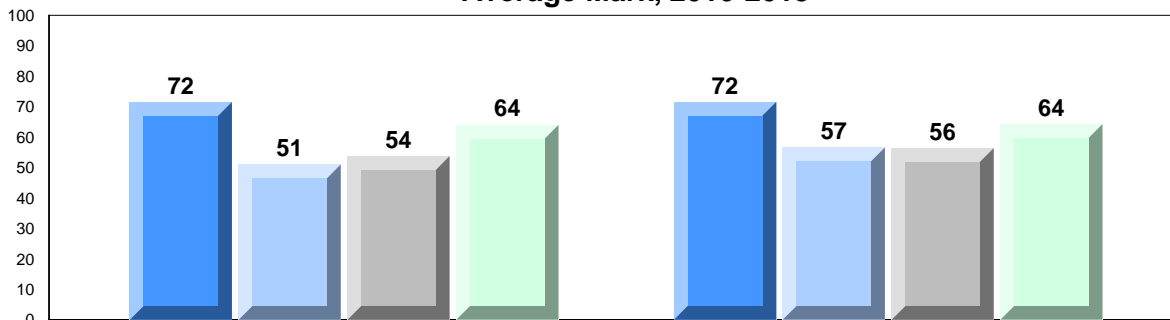
**Personal Response**

School  
District  
Province

56.3  
61.9  
60.6

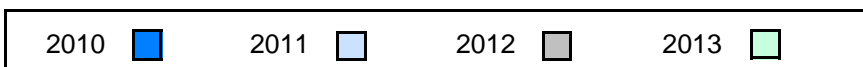


**Average Mark, 2010-2013**



Exam Mark

Final Mark



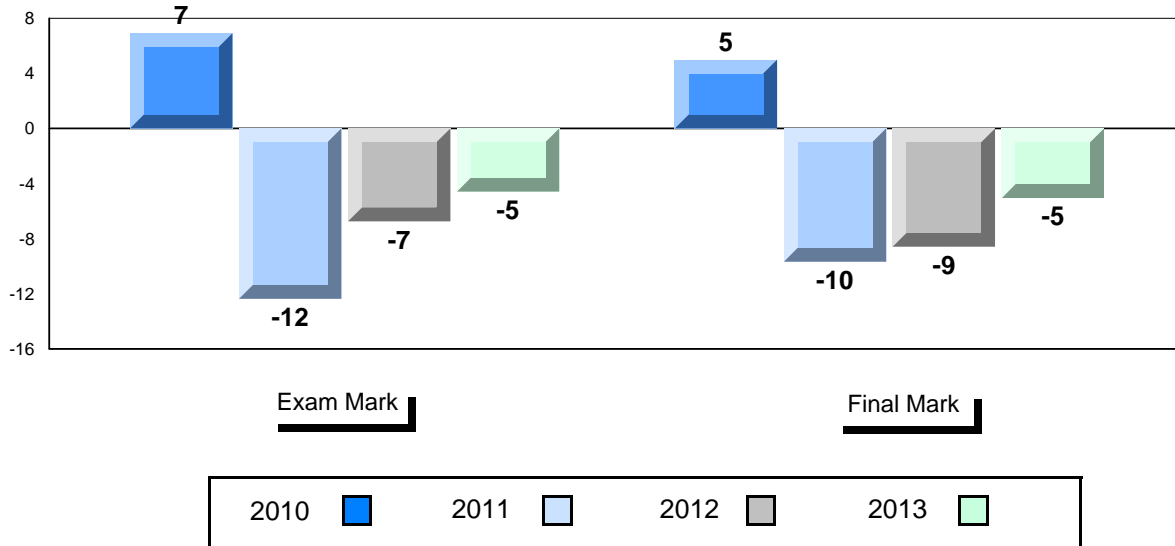
\* Visual Media Literacy, Visual Artistic Literacy and Contemporary Media Deconstruction are new categories introduced in June 2013.

District 2 - Western

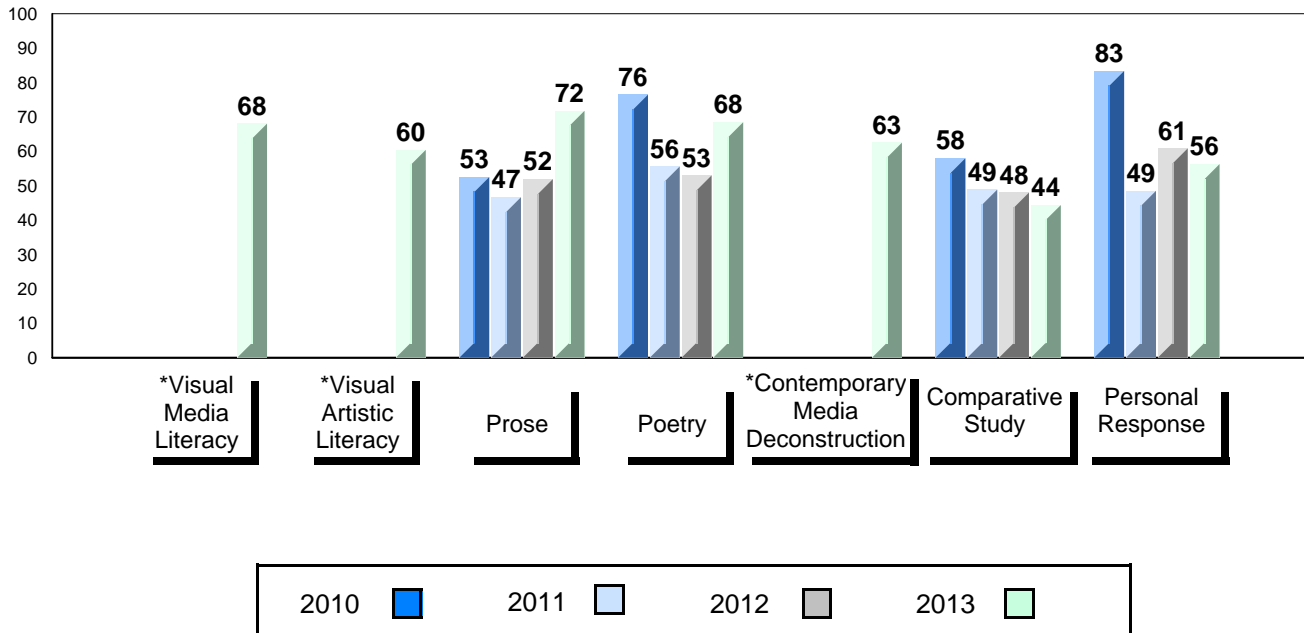
#079 - St. James All Grade, Lark Harbour

Grades: K-12

Difference from Provincial Mean, 2010-2013



4 Year Public Exam (Subtest) Mark Trend 2010-2013



\* Visual Media Literacy, Visual Artistic Literacy and Contemporary Media Deconstruction are new categories introduced in June 2013.



**District 2 - Western**

#080 - Templeton Academy, Meadows

Grades: K-12

Number of Students 29

**English 3201**

School  
District  
Province

**Public Exam Mark**

School vs District      School vs Province

69.4  
68.9  
68.6



**Final Mark**

School vs District      School vs Province

68.5  
69.9  
69.3



**Subtest**

**Visual Media Literacy**

School  
District  
Province

62.6  
66.8  
65.3



**Visual Artistic Literacy**

School  
District  
Province

69.5  
72.9  
68.6



**Prose**

School  
District  
Province

73.9  
72.4  
73.5



**Poetry**

School  
District  
Province

75.1  
69.1  
69.3



**Contemporary Media Deconstruction**

School  
District  
Province

69.0  
69.3  
69.5



**Comparative Study**

School  
District  
Province

56.7  
59.9  
59.2



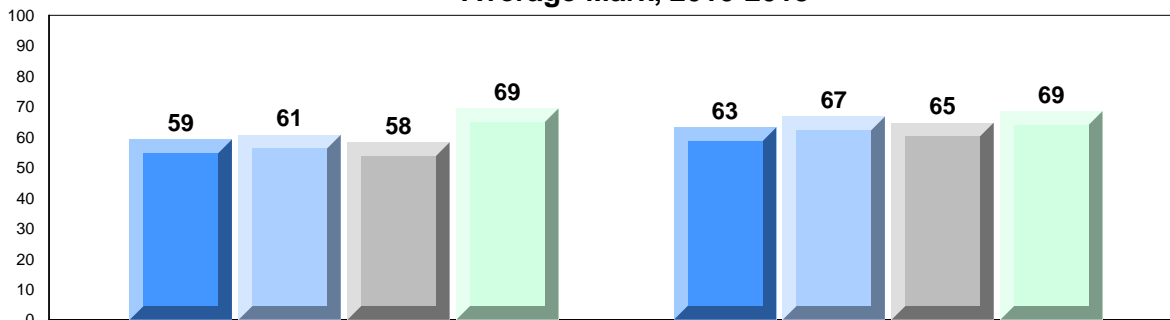
**Personal Response**

School  
District  
Province

62.6  
61.9  
60.6

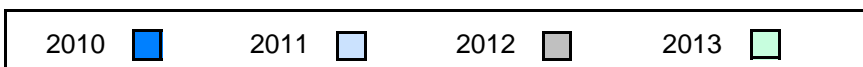


**Average Mark, 2010-2013**



Exam Mark

Final Mark



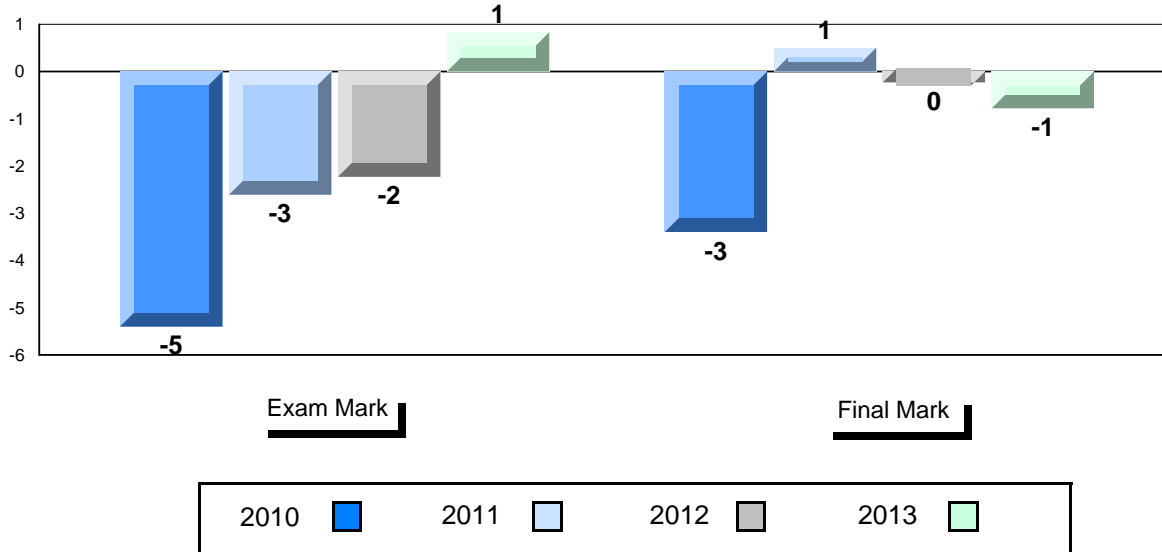
\* Visual Media Literacy, Visual Artistic Literacy and Contemporary Media Deconstruction are new categories introduced in June 2013.

District 2 - Western

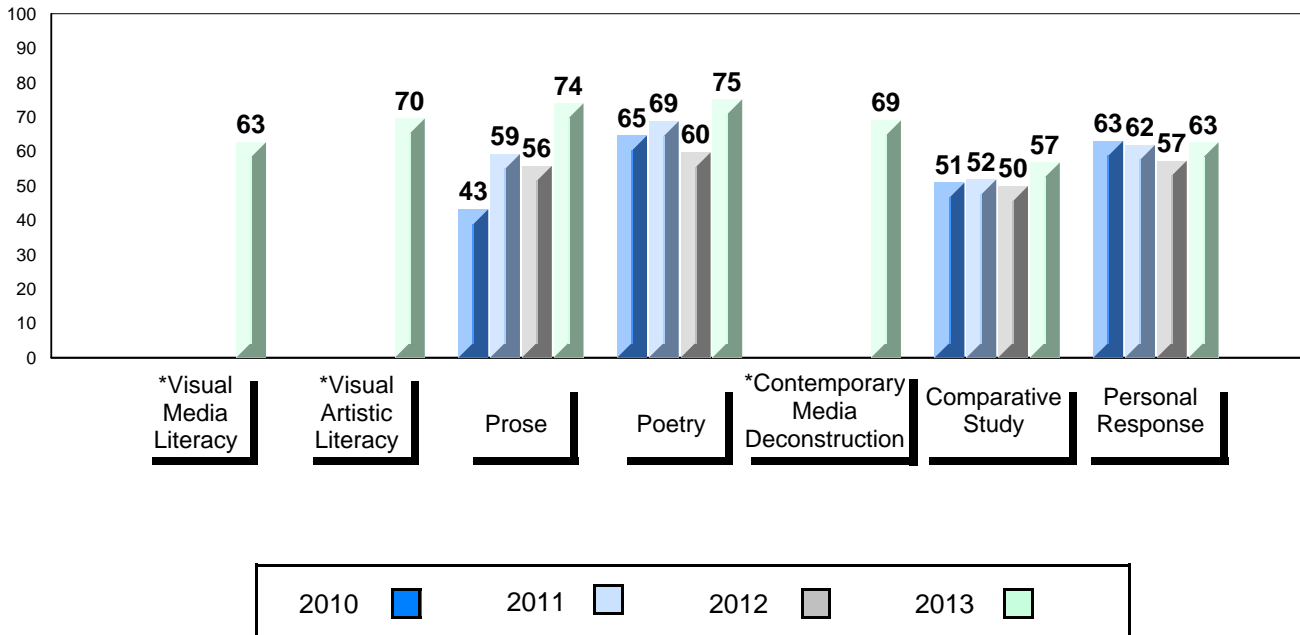
#080 - Templeton Academy, Meadows

Grades: K-12

Difference from Provincial Mean, 2010-2013



4 Year Public Exam (Subtest) Mark Trend 2010-2013



\* Visual Media Literacy, Visual Artistic Literacy and Contemporary Media Deconstruction are new categories introduced in June 2013.

**District 2 - Western**

#083 - Pasadena Academy, Pasadena

Grades: 7-12

Number of Students 30

**English 3201**

School  
District  
Province

**Public Exam Mark**

School vs District      School vs Province

76.2  
68.9  
68.6



**Final Mark**

School vs District      School vs Province

75.2  
69.9  
69.3



**Subtest**

**Visual Media Literacy**

School  
District  
Province

69.3  
66.8  
65.3



**Visual Artistic Literacy**

School  
District  
Province

72.5  
72.9  
68.6



**Prose**

School  
District  
Province

76.9  
72.4  
73.5



**Poetry**

School  
District  
Province

77.6  
69.1  
69.3



**Contemporary Media Deconstruction**

School  
District  
Province

70.7  
69.3  
69.5



**Comparative Study**

School  
District  
Province

76.3  
59.9  
59.2



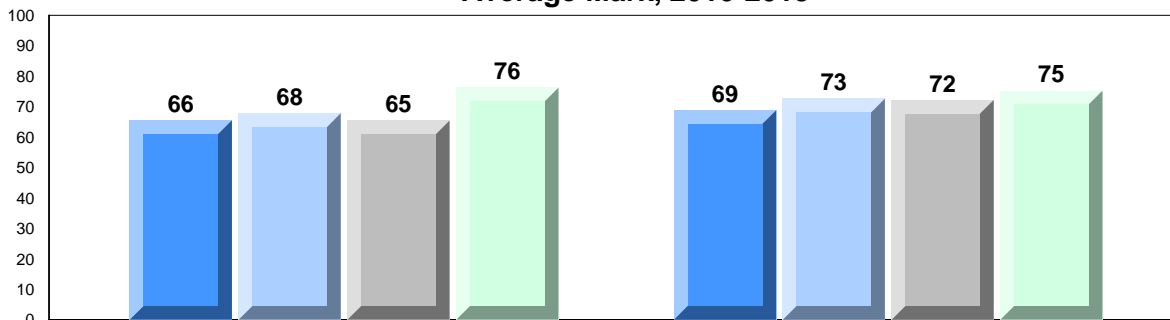
**Personal Response**

School  
District  
Province

71.7  
61.9  
60.6

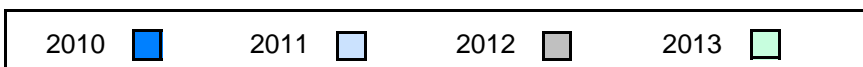


**Average Mark, 2010-2013**



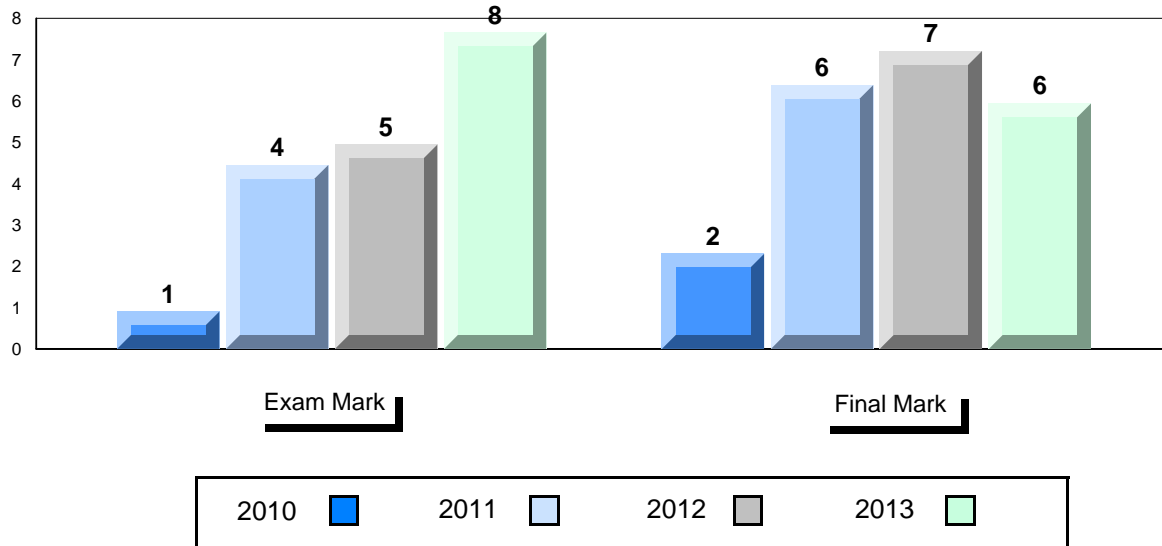
Exam Mark

Final Mark

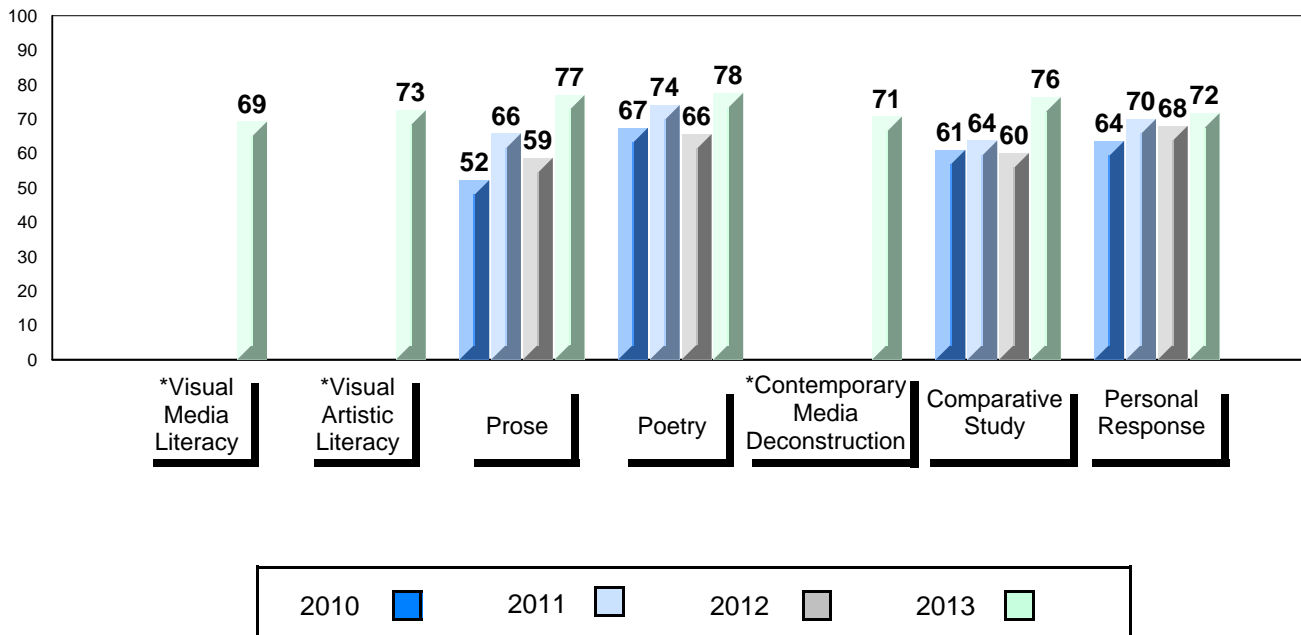


\* Visual Media Literacy, Visual Artistic Literacy and Contemporary Media Deconstruction are new categories introduced in June 2013.

Difference from Provincial Mean, 2010-2013



4 Year Public Exam (Subtest) Mark Trend 2010-2013



\* Visual Media Literacy, Visual Artistic Literacy and Contemporary Media Deconstruction are new categories introduced in June 2013.

**District 2 - Western**

#086 - Gros Morne Academy, Rocky Harbour

Grades: K-12

Number of Students 12

**English 3201**

School  
District  
Province

**Public Exam Mark**

School vs District      School vs Province

74.0  
68.9  
68.6



**Final Mark**

School vs District      School vs Province

72.6  
69.9  
69.3



**Subtest**

**Visual Media Literacy**

School  
District  
Province

70.4  
66.8  
65.3



**Visual Artistic Literacy**

School  
District  
Province

81.9  
72.9  
68.6



**Prose**

School  
District  
Province

73.8  
72.4  
73.5



**Poetry**

School  
District  
Province

79.0  
69.1  
69.3



**Contemporary Media Deconstruction**

School  
District  
Province

70.0  
69.3  
69.5



**Comparative Study**

School  
District  
Province

64.0  
59.9  
59.2



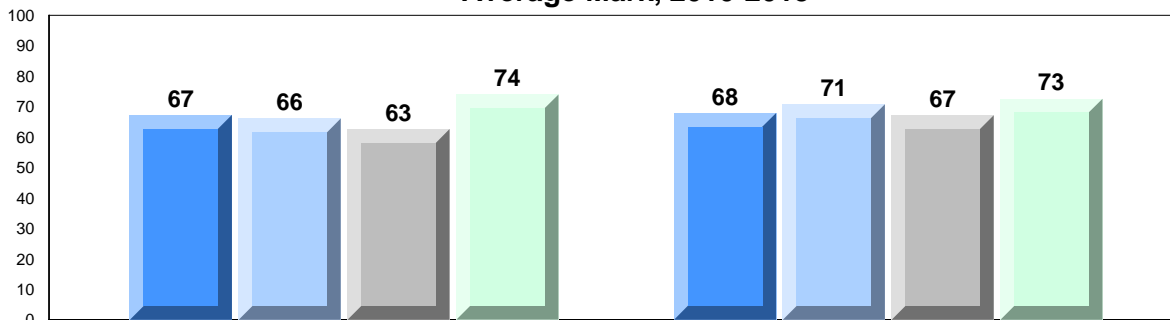
**Personal Response**

School  
District  
Province

70.8  
61.9  
60.6

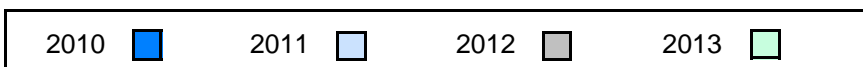


**Average Mark, 2010-2013**



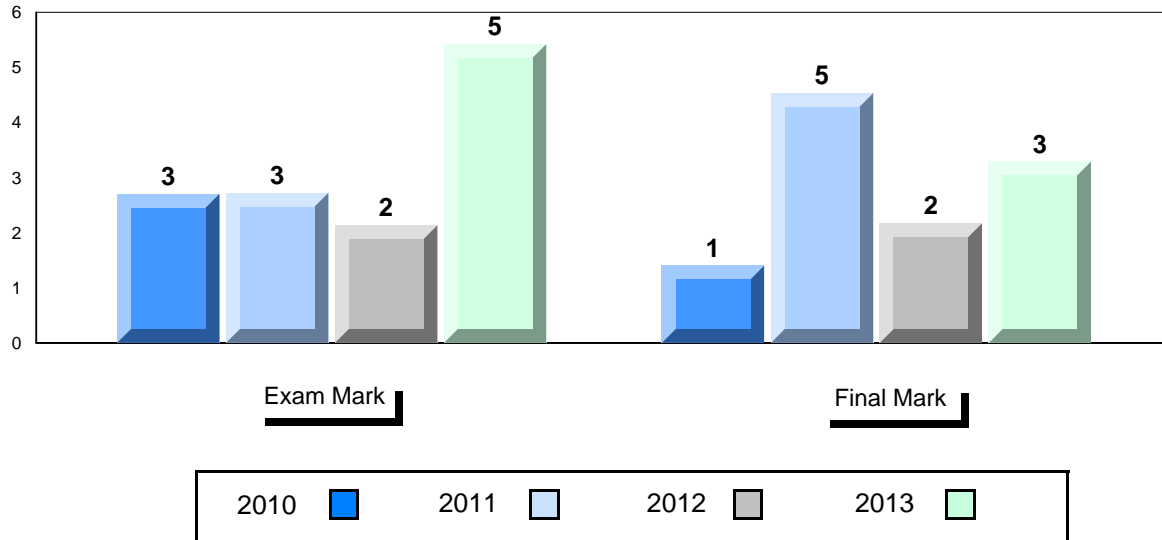
Exam Mark

Final Mark

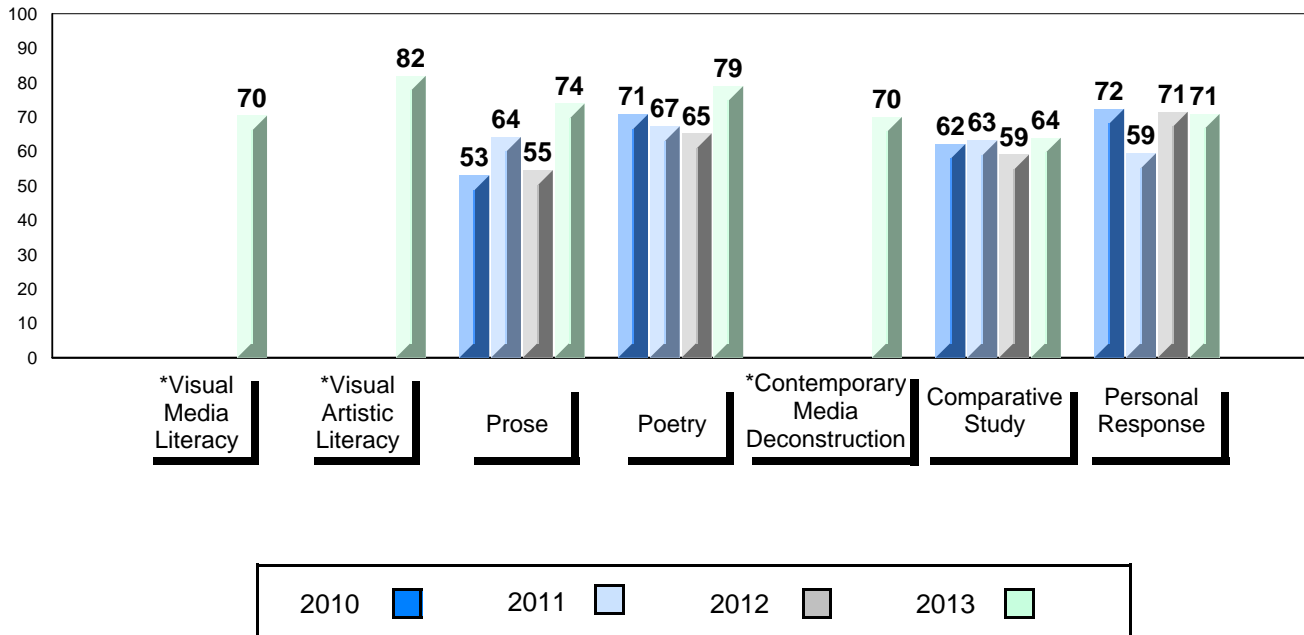


\* Visual Media Literacy, Visual Artistic Literacy and Contemporary Media Deconstruction are new categories introduced in June 2013.

Difference from Provincial Mean, 2010-2013



4 Year Public Exam (Subtest) Mark Trend 2010-2013



\* Visual Media Literacy, Visual Artistic Literacy and Contemporary Media Deconstruction are new categories introduced in June 2013.

**District 2 - Western**

#088 - Main River Academy, Pollard's Point

Grades: K-12

Number of Students            6

**English 3201**

School  
District  
Province

**Public Exam Mark**

School vs District

School vs Province

67.8  
68.9  
68.6



**Final Mark**

School vs District

School vs Province

70.0  
69.9  
69.3



**Subtest**

**Visual Media Literacy**

School  
District  
Province

60.2  
66.8  
65.3



**Visual Artistic Literacy**

School  
District  
Province

73.6  
72.9  
68.6



**Prose**

School  
District  
Province

73.7  
72.4  
73.5



**Poetry**

School  
District  
Province

66.3  
69.1  
69.3



**Contemporary Media Deconstruction**

School  
District  
Province

70.0  
69.3  
69.5



**Comparative Study**

School  
District  
Province

52.9  
59.9  
59.2




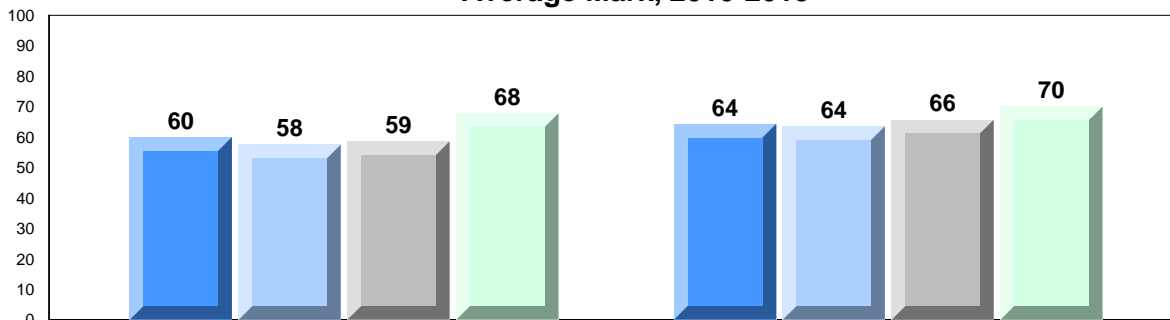
**Personal Response**

School  
District  
Province

69.2  
61.9  
60.6

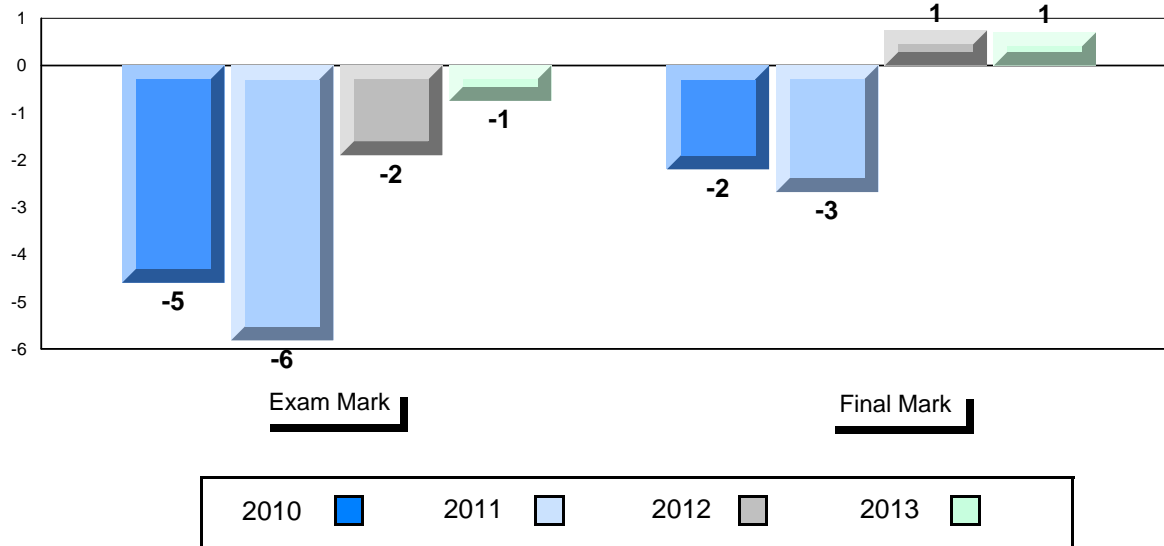


**Average Mark, 2010-2013**

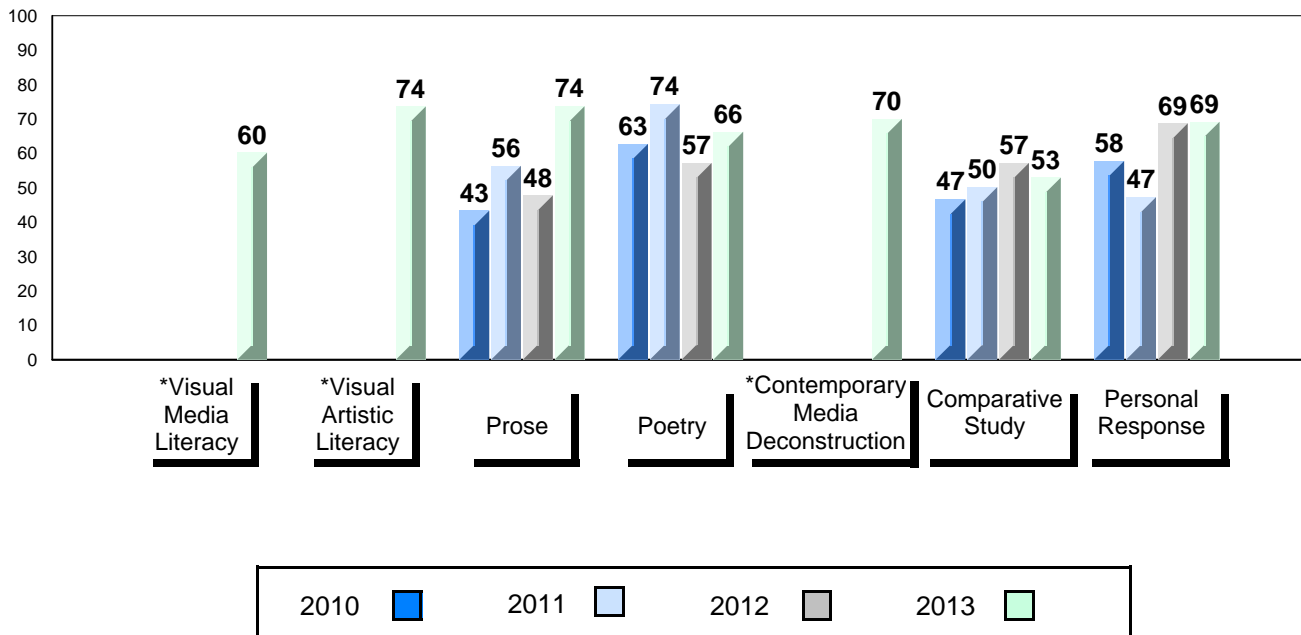


\* Visual Media Literacy, Visual Artistic Literacy and Contemporary Media Deconstruction are new categories introduced in June 2013.

Difference from Provincial Mean, 2010-2013



4 Year Public Exam (Subtest) Mark Trend 2010-2013



\* Visual Media Literacy, Visual Artistic Literacy and Contemporary Media Deconstruction are new categories introduced in June 2013.



**District 2 - Western**

#089 - Jakeman All Grade, Trout River

Grades: K-12

Number of Students            4

**English 3201**                    School  
   District  
   Province

**Subtest**

**Visual Media Literacy**        School  
   District  
   Province

**Visual Artistic Literacy**    School  
   District  
   Province

**Prose**                                School  
   District  
   Province

**Poetry**                             School  
   District  
   Province

**Contemporary Media Deconstruction**    School  
   District  
   Province

**Comparative Study**            School  
   District  
   Province


**Personal Response**            School  
   District  
   Province

<b>Public Exam Mark</b>	School vs District	School vs Province
<i>School data with 5 or fewer students withheld for reasons of confidentiality.</i>		

<b>Final Mark</b>	School vs District	School vs Province
<i>School data with 5 or fewer students withheld for reasons of confidentiality.</i>		

**Average Mark, 2010-2013**


*School data with 5 or fewer students withheld for reasons of confidentiality.*



\* Visual Media Literacy, Visual Artistic Literacy and Contemporary Media Deconstruction are new categories introduced in June 2013.

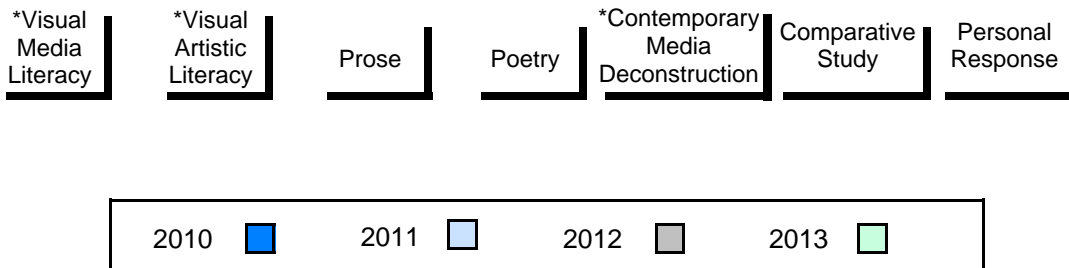
**Difference from Provincial Mean, 2010-2013**

*School data with 5 or fewer students withheld for reasons of confidentiality.*



**4 Year Public Exam (Subtest) Mark Trend 2010-2013**

*School data with 5 or fewer students withheld for reasons of confidentiality.*



\* Visual Media Literacy, Visual Artistic Literacy and Contemporary Media Deconstruction are new categories introduced in June 2013.

**District 2 - Western**

#091 - Burgeo Academy, Burgeo

Grades: K-12

Number of Students 10

**English 3201**

School  
District  
Province

**Public Exam Mark**

School vs District      School vs Province

62.1  
68.9  
68.6



**Final Mark**

School vs District

School vs Province

64.4  
69.9  
69.3



**Subtest**

**Visual Media Literacy**

School  
District  
Province

62.8  
66.8  
65.3



**Visual Artistic Literacy**

School  
District  
Province

80.8  
72.9  
68.6



**Prose**

School  
District  
Province

65.0  
72.4  
73.5



**Poetry**

School  
District  
Province

61.0  
69.1  
69.3



**Contemporary Media Deconstruction**

School  
District  
Province

74.0  
69.3  
69.5



**Comparative Study**

School  
District  
Province

45.3  
59.9  
59.2



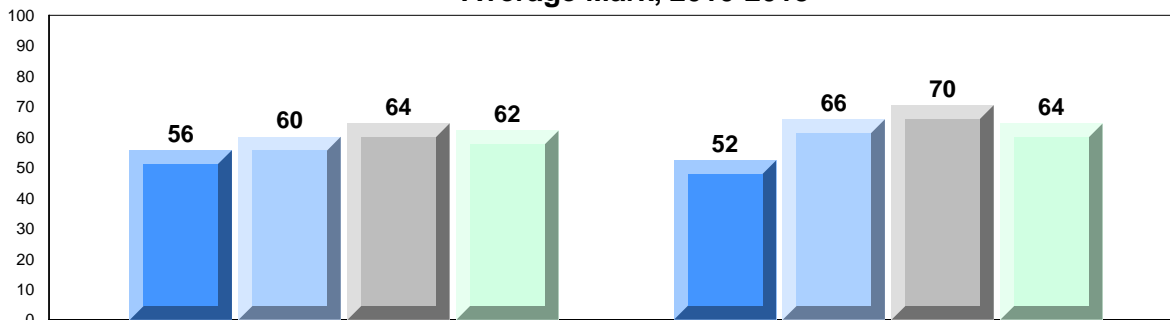
**Personal Response**

School  
District  
Province

57.5  
61.9  
60.6

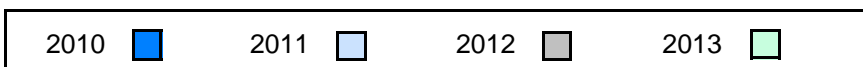


**Average Mark, 2010-2013**



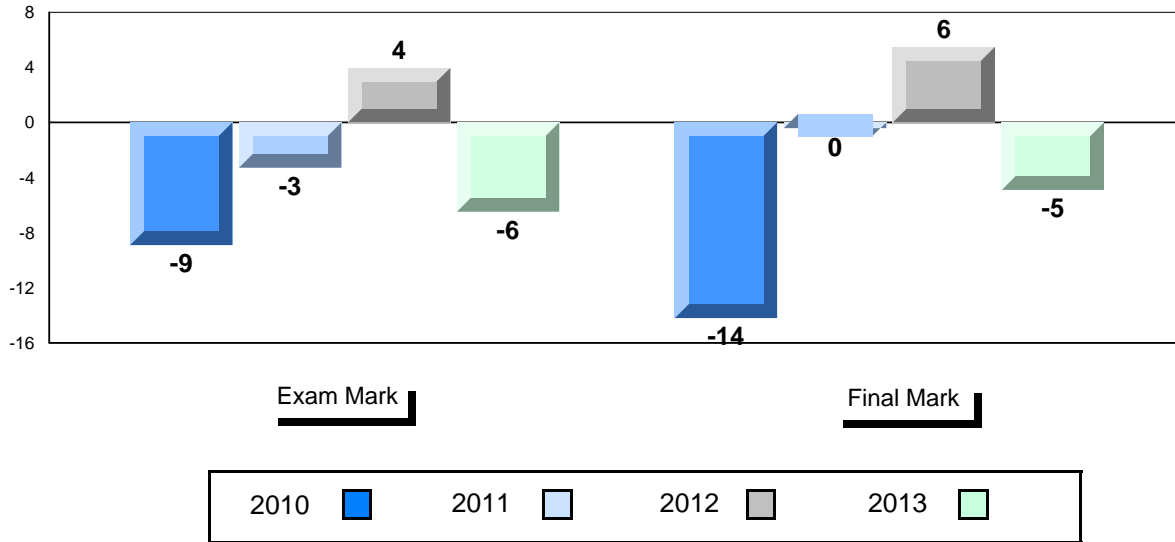
Exam Mark

Final Mark

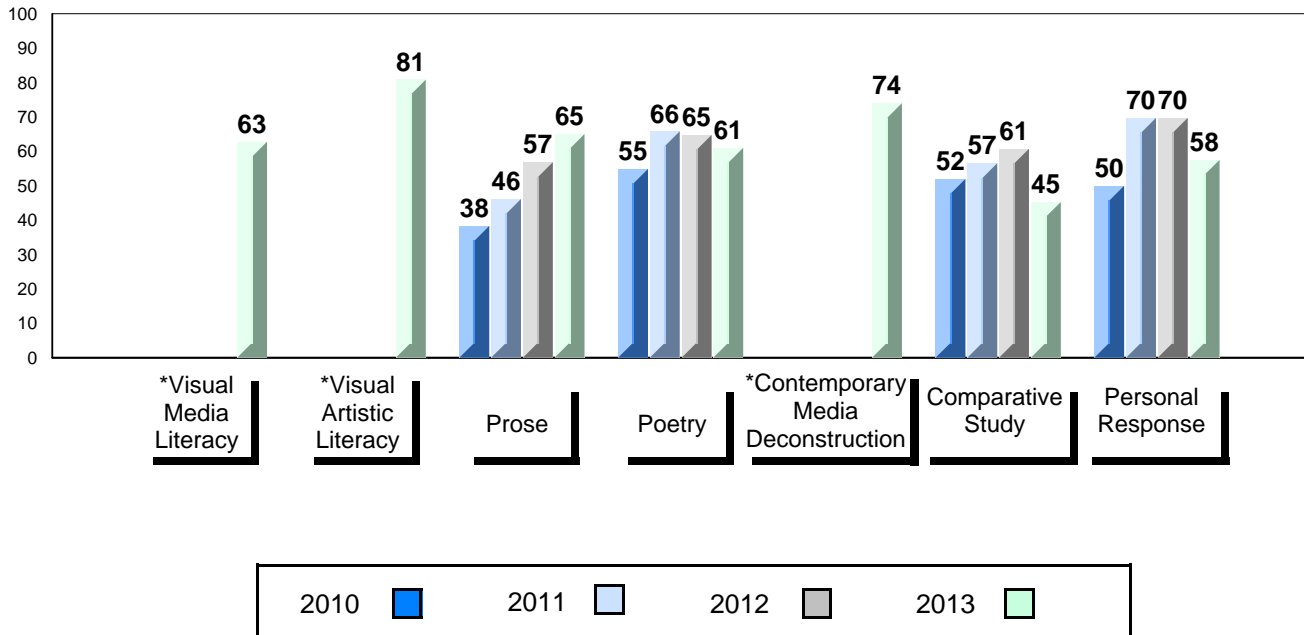


\* Visual Media Literacy, Visual Artistic Literacy and Contemporary Media Deconstruction are new categories introduced in June 2013.

Difference from Provincial Mean, 2010-2013



4 Year Public Exam (Subtest) Mark Trend 2010-2013



\* Visual Media Literacy, Visual Artistic Literacy and Contemporary Media Deconstruction are new categories introduced in June 2013.

**District 2 - Western**

#092 - Grandy's River Collegiate, Burnt Islands

Grades: K-12

Number of Students 11

**English 3201**

School  
District  
Province

**Public Exam Mark**

School vs District      School vs Province

66.6  
68.9  
68.6



**Final Mark**

School vs District      School vs Province

67.2  
69.9  
69.3



**Subtest**

**Visual Media Literacy**

School  
District  
Province

64.7  
66.8  
65.3



**Visual Artistic Literacy**

School  
District  
Province

73.5  
72.9  
68.6



**Prose**

School  
District  
Province

76.4  
72.4  
73.5



**Poetry**

School  
District  
Province

60.9  
69.1  
69.3



**Contemporary Media Deconstruction**

School  
District  
Province

60.0  
69.3  
69.5



**Comparative Study**

School  
District  
Province

56.1  
59.9  
59.2



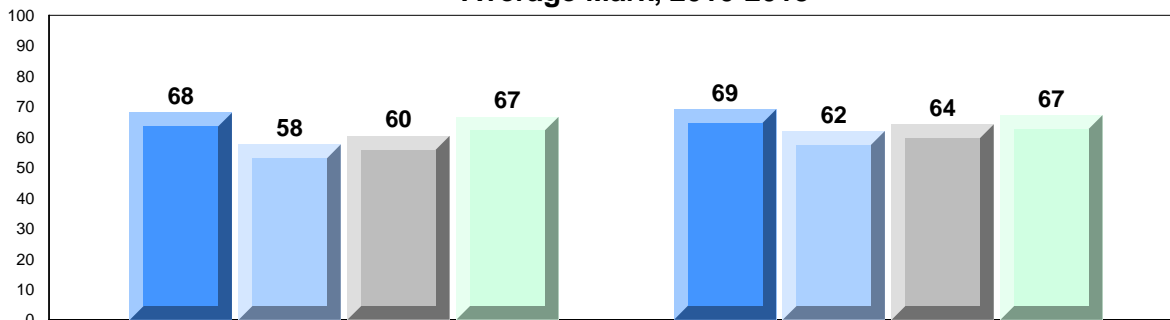
**Personal Response**

School  
District  
Province

60.5  
61.9  
60.6

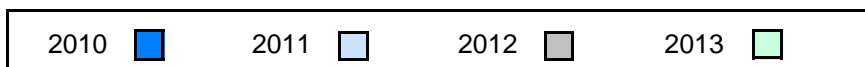


**Average Mark, 2010-2013**



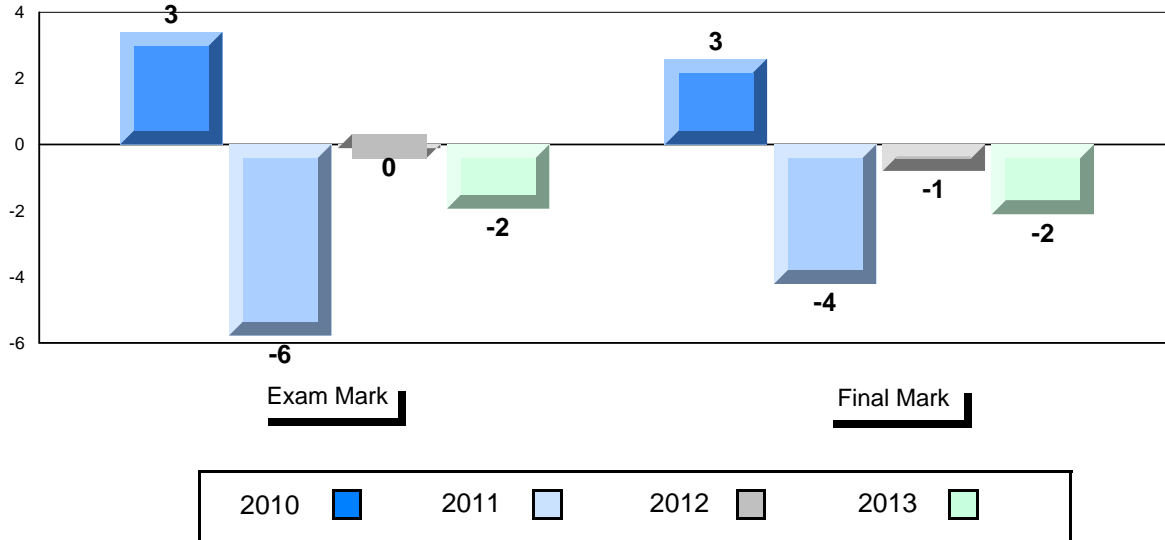
Exam Mark

Final Mark

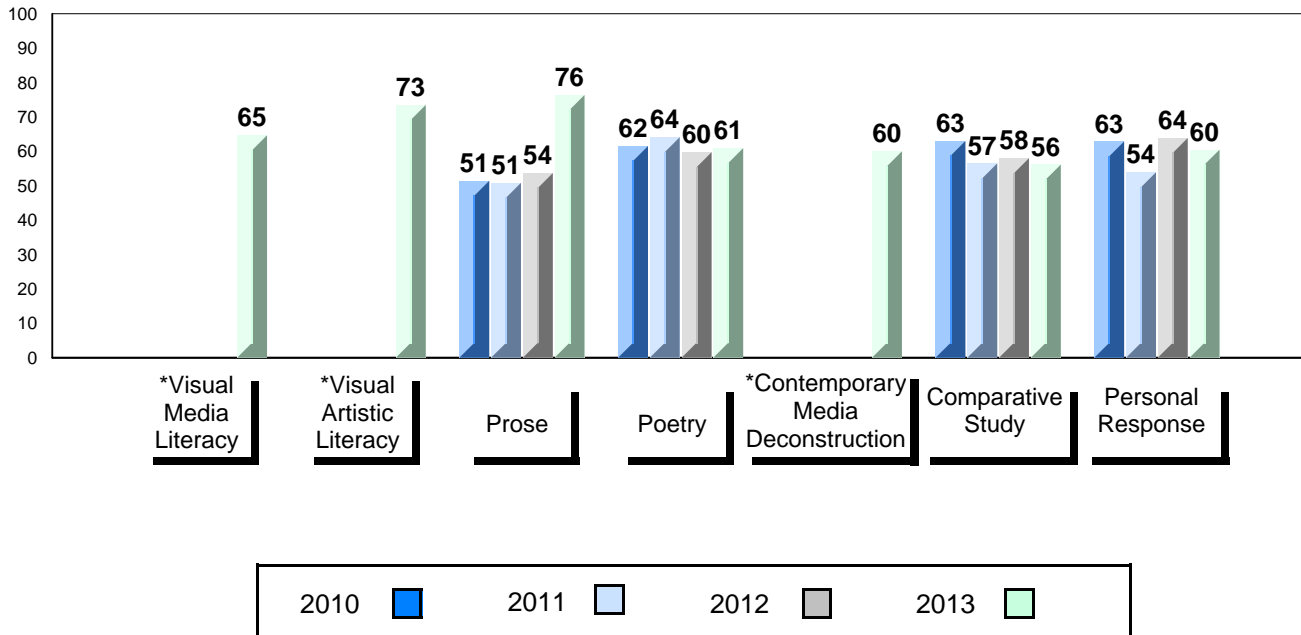


\* Visual Media Literacy, Visual Artistic Literacy and Contemporary Media Deconstruction are new categories introduced in June 2013.

Difference from Provincial Mean, 2010-2013



4 Year Public Exam (Subtest) Mark Trend 2010-2013



\* Visual Media Literacy, Visual Artistic Literacy and Contemporary Media Deconstruction are new categories introduced in June 2013.

**District 2 - Western**

#099 - St. James' Regional High School, Channel-Port Aux Bas

Grades: 7-12

Number of Students 36

**English 3201**

School  
District  
Province

**Public Exam Mark**

School vs District      School vs Province

67.6  
68.9  
68.6



**Final Mark**

School vs District      School vs Province

68.9  
69.9  
69.3



**Subtest**

**Visual Media Literacy**

School  
District  
Province

67.0  
66.8  
65.3



**Visual Artistic Literacy**

School  
District  
Province

75.5  
72.9  
68.6



**Prose**

School  
District  
Province

70.2  
72.4  
73.5



**Poetry**

School  
District  
Province

69.0  
69.1  
69.3



**Contemporary Media Deconstruction**

School  
District  
Province

66.4  
69.3  
69.5



**Comparative Study**

School  
District  
Province

53.3  
59.9  
59.2



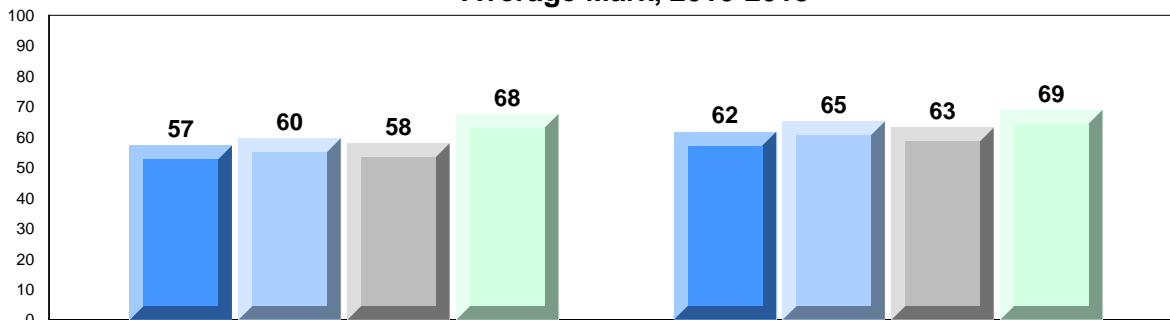
**Personal Response**

School  
District  
Province

69.2  
61.9  
60.6

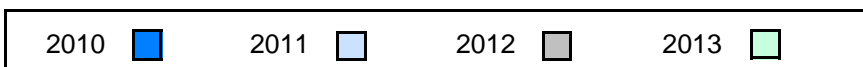


**Average Mark, 2010-2013**



Exam Mark

Final Mark



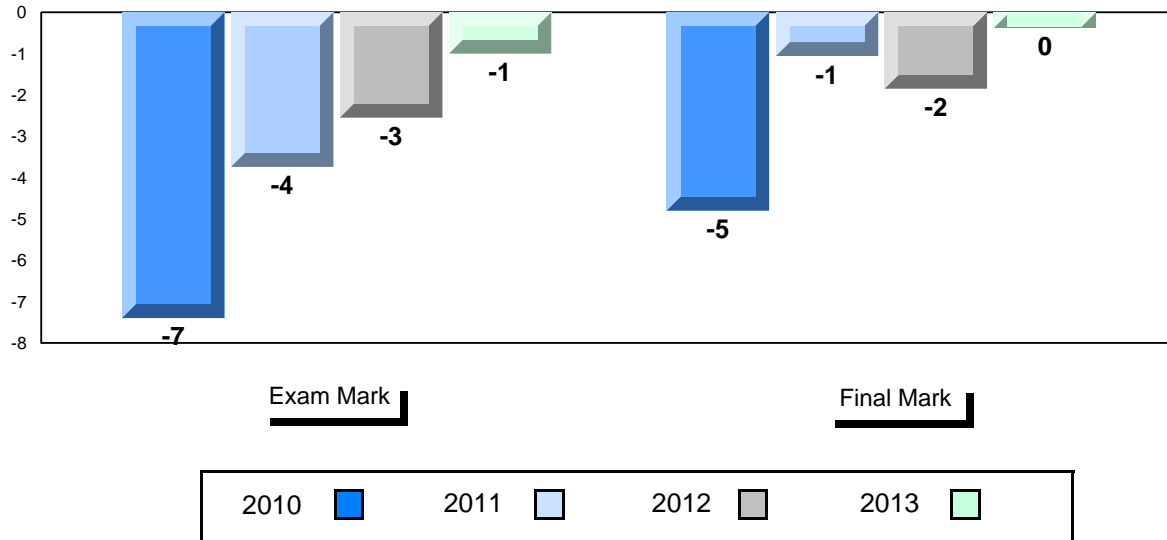
\* Visual Media Literacy, Visual Artistic Literacy and Contemporary Media Deconstruction are new categories introduced in June 2013.

District 2 - Western

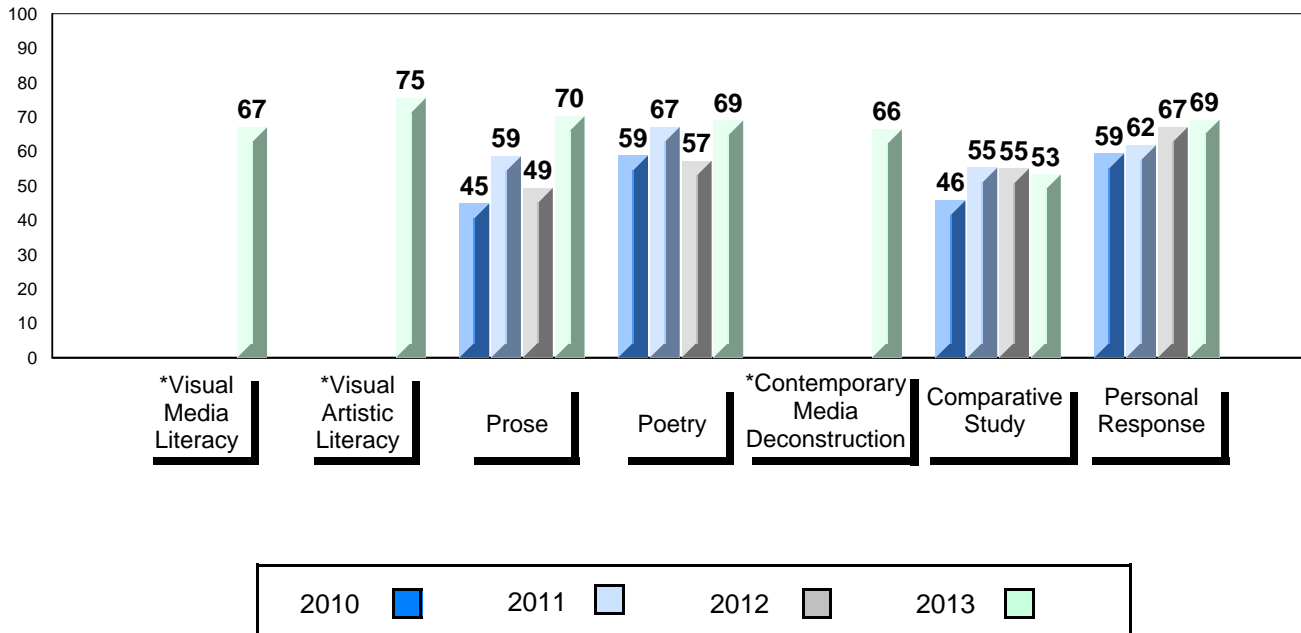
#099 - St. James' Regional High School, Channel-Port Aux Bas

Grades: 7-12

Difference from Provincial Mean, 2010-2013



4 Year Public Exam (Subtest) Mark Trend 2010-2013



\* Visual Media Literacy, Visual Artistic Literacy and Contemporary Media Deconstruction are new categories introduced in June 2013.



**District 2 - Western**

#110 - Piccadilly Central High, Piccadilly

Grades: 9-12

Number of Students 26

**English 3201**

School  
District  
Province

**Public Exam Mark**

School vs District      School vs Province

57.8  
68.9  
68.6



**Final Mark**

School vs District

School vs Province

60.6  
69.9  
69.3



**Subtest**

**Visual Media Literacy**

School  
District  
Province

55.6  
66.8  
65.3



**Visual Artistic Literacy**

School  
District  
Province

61.2  
72.9  
68.6



**Prose**

School  
District  
Province

61.3  
72.4  
73.5



**Poetry**

School  
District  
Province

55.9  
69.1  
69.3



**Contemporary Media Deconstruction**

School  
District  
Province

65.8  
69.3  
69.5



**Comparative Study**

School  
District  
Province

45.0  
59.9  
59.2



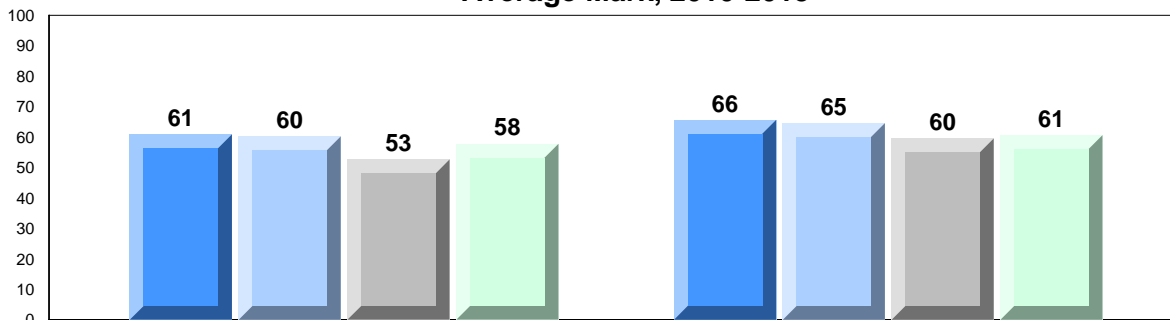
**Personal Response**

School  
District  
Province

55.4  
61.9  
60.6

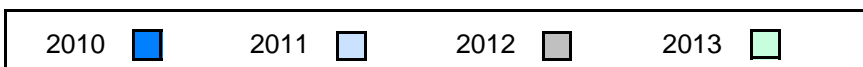


**Average Mark, 2010-2013**



Exam Mark

Final Mark



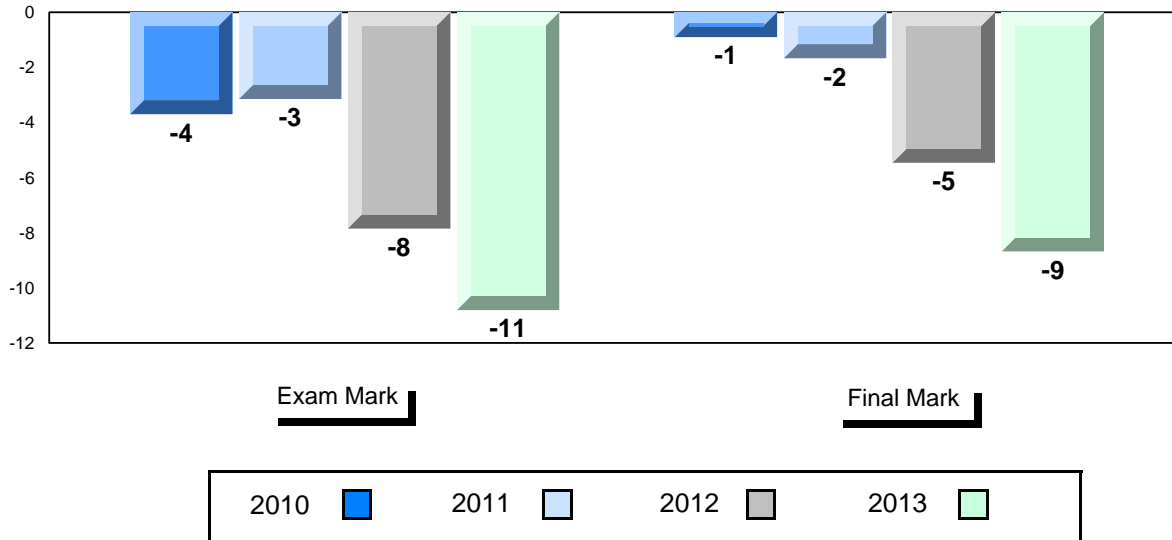
\* Visual Media Literacy, Visual Artistic Literacy and Contemporary Media Deconstruction are new categories introduced in June 2013.

District 2 - Western

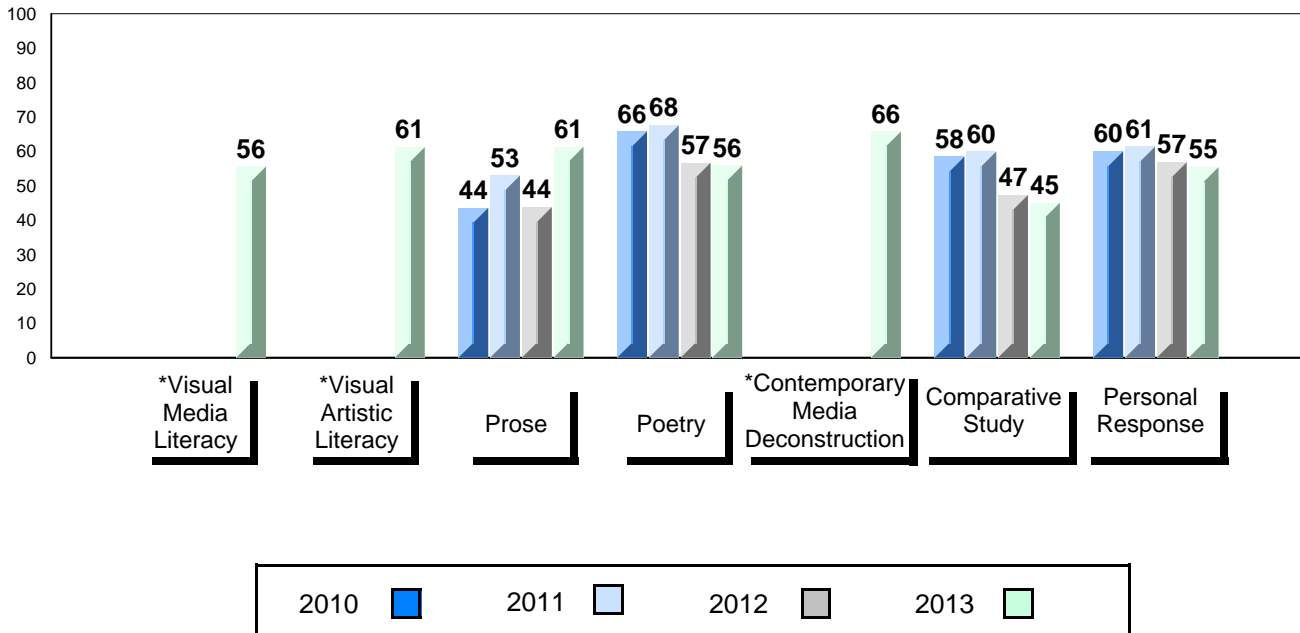
#110 - Piccadilly Central High, Piccadilly

Grades: 9-12

Difference from Provincial Mean, 2010-2013



4 Year Public Exam (Subtest) Mark Trend 2010-2013



\* Visual Media Literacy, Visual Artistic Literacy and Contemporary Media Deconstruction are new categories introduced in June 2013.

**District 2 - Western**

#113 - St. Boniface All Grade, Ramea

Grades: K-12

Number of Students 6

**English 3201**

School  
District  
Province

**Public Exam Mark**

School vs District      School vs Province

78.8  
68.9  
68.6



**Final Mark**

School vs District      School vs Province

80.5  
69.9  
69.3



**Subtest**

**Visual Media Literacy**

School  
District  
Province

77.8  
66.8  
65.3



**Visual Artistic Literacy**

School  
District  
Province

84.7  
72.9  
68.6



**Prose**

School  
District  
Province

86.7  
72.4  
73.5



**Poetry**

School  
District  
Province

75.8  
69.1  
69.3



**Contemporary Media Deconstruction**

School  
District  
Province

70.0  
69.3  
69.5



**Comparative Study**

School  
District  
Province

71.3  
59.9  
59.2



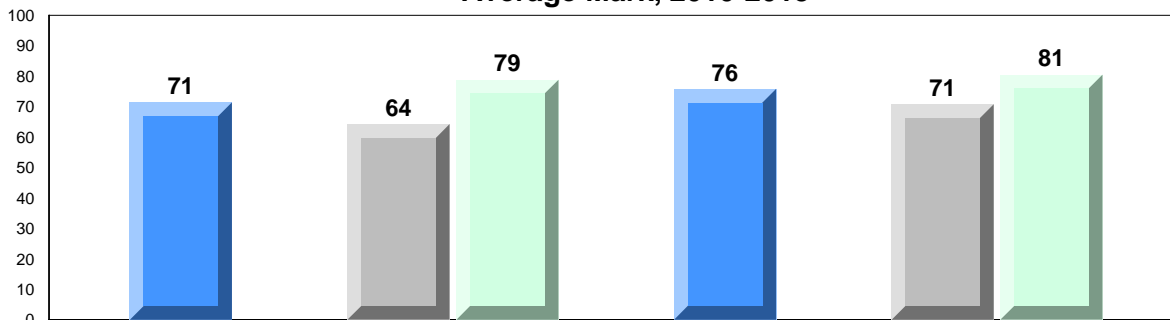
**Personal Response**

School  
District  
Province

67.5  
61.9  
60.6

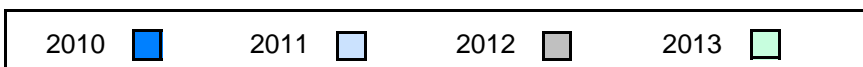


**Average Mark, 2010-2013**



Exam Mark

Final Mark



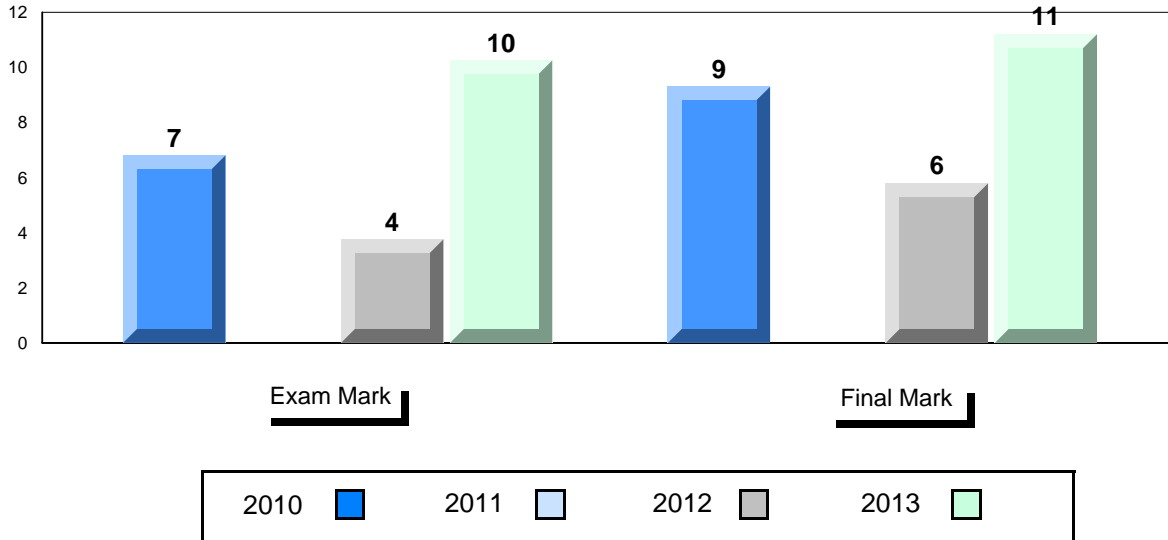
\* Visual Media Literacy, Visual Artistic Literacy and Contemporary Media Deconstruction are new categories introduced in June 2013.

District 2 - Western

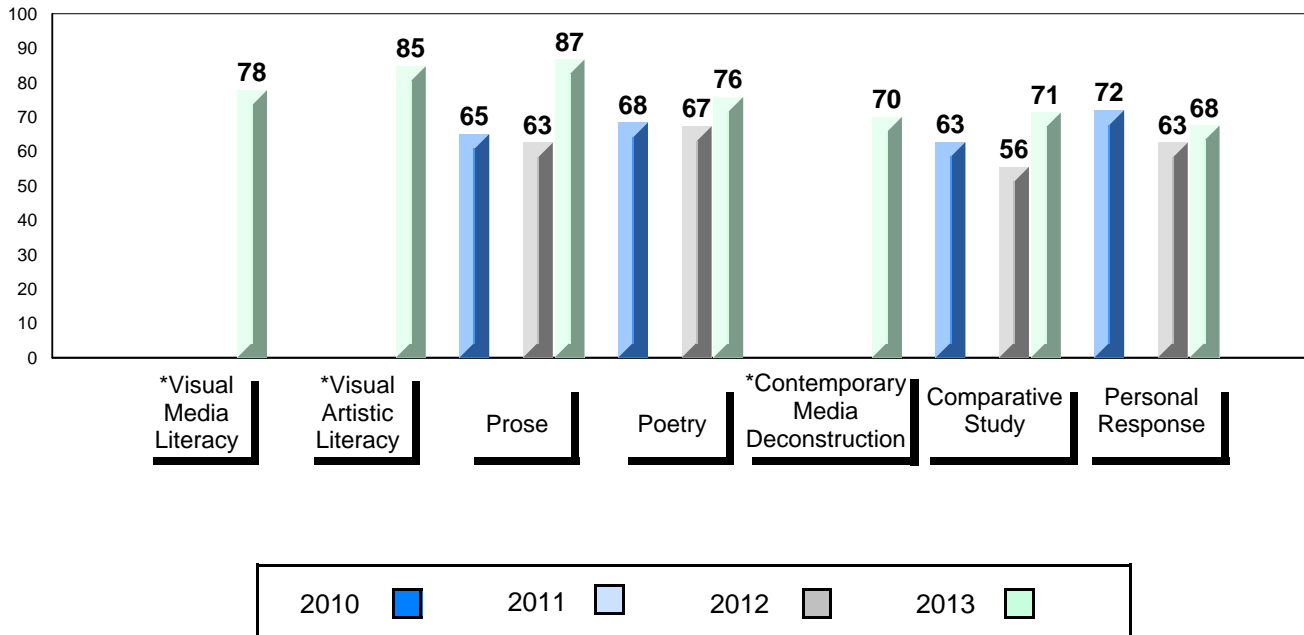
#113 - St. Boniface All Grade, Ramea

Grades: K-12

Difference from Provincial Mean, 2010-2013



4 Year Public Exam (Subtest) Mark Trend 2010-2013



\* Visual Media Literacy, Visual Artistic Literacy and Contemporary Media Deconstruction are new categories introduced in June 2013.

**District 2 - Western**

#116 - Appalachia High School, St. George's

Grades: 9-12

Number of Students      20

**English 3201**

School  
District  
Province

**Public Exam Mark**      School vs District      School vs Province

67.3      ▼      ▼  
68.9  
68.6

**Final Mark**

School vs District      School vs Province

67.3      ▼      ▼  
69.9  
69.3

**Subtest**

**Visual Media Literacy**

School  
District  
Province

54.2      ▼      ▼  
66.8  
65.3

**Visual Artistic Literacy**

School  
District  
Province

79.6      ▲      ▲  
72.9  
68.6

**Prose**

School  
District  
Province

73.3      ▲      ▼  
72.4  
73.5

**Poetry**

School  
District  
Province

67.4      ▼      ▼  
69.1  
69.3

**Contemporary Media Deconstruction**

School  
District  
Province

70.0      ▲      ▲  
69.3  
69.5

**Comparative Study**

School  
District  
Province


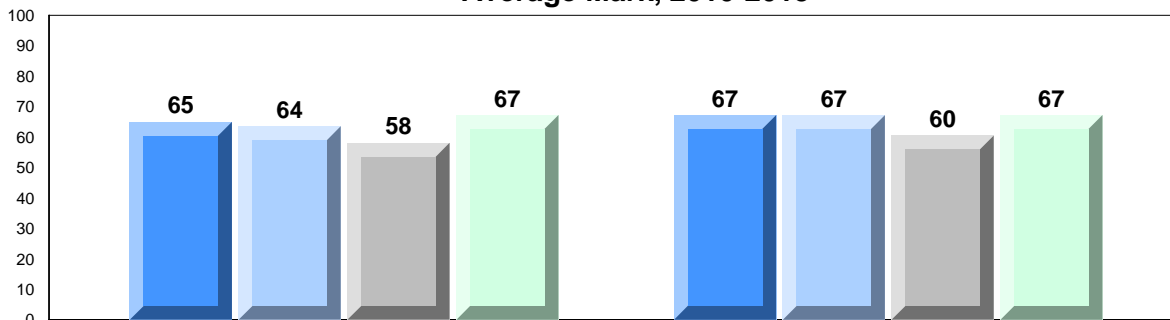
58.8      ▼      ▼  
59.9  
59.2

**Personal Response**

School  
District  
Province

55.8      ▼      ▼  
61.9  
60.6

**Average Mark, 2010-2013**



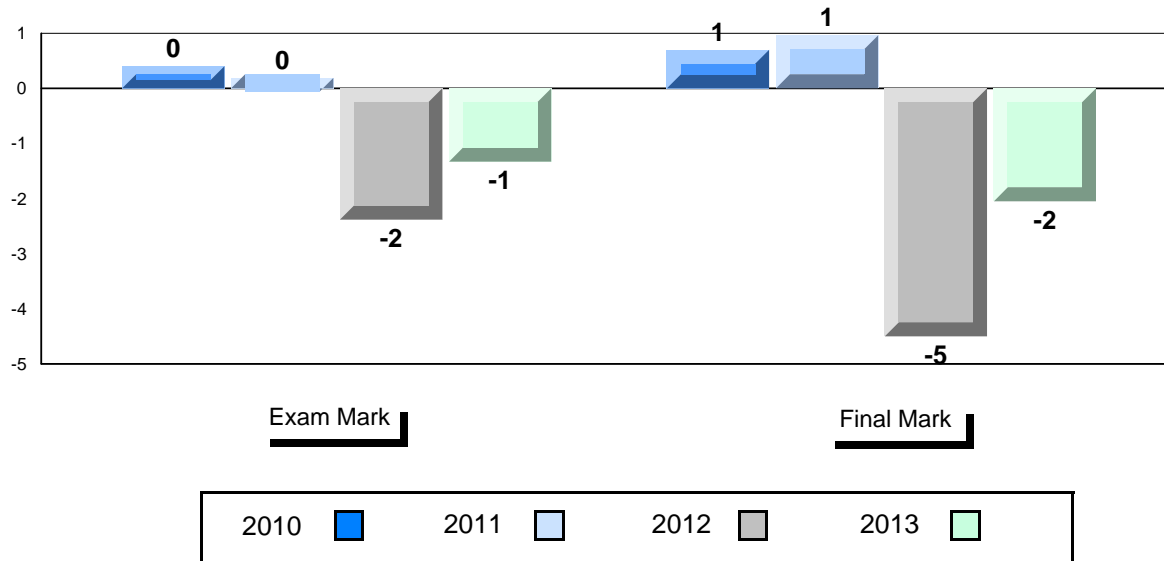
\* Visual Media Literacy, Visual Artistic Literacy and Contemporary Media Deconstruction are new categories introduced in June 2013.

District 2 - Western

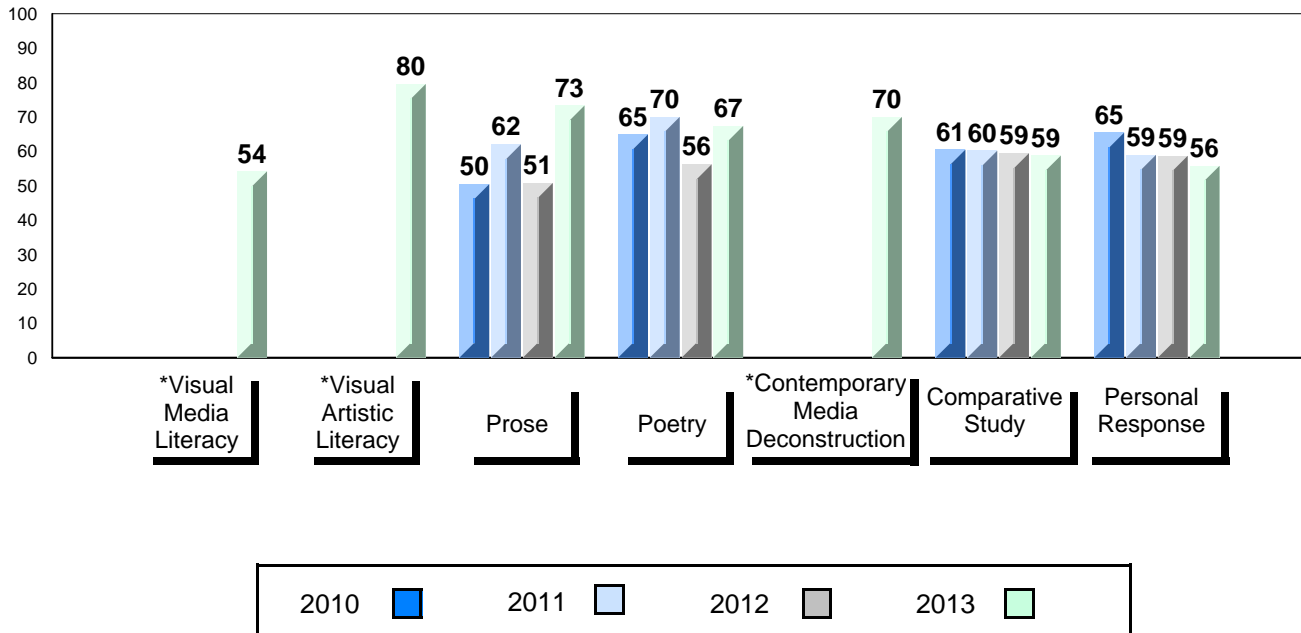
#116 - Appalachia High School, St. George's

Grades: 9-12

Difference from Provincial Mean, 2010-2013



4 Year Public Exam (Subtest) Mark Trend 2010-2013



\* Visual Media Literacy, Visual Artistic Literacy and Contemporary Media Deconstruction are new categories introduced in June 2013.

**District 2 - Western**

#119 - Stephenville High, Stephenville

Grades: 9-12

Number of Students 83

**English 3201**

School  
District  
Province

**Public Exam Mark**

School vs District

School vs Province

66.8  
68.9  
68.6



**Final Mark**

School vs District

School vs Province

69.1  
69.9  
69.3



**Subtest**

**Visual Media Literacy**

School  
District  
Province

64.7  
66.8  
65.3



**Visual Artistic Literacy**

School  
District  
Province

66.3  
72.9  
68.6



**Prose**

School  
District  
Province

75.4  
72.4  
73.5



**Poetry**

School  
District  
Province

68.4  
69.1  
69.3



**Contemporary Media Deconstruction**

School  
District  
Province

71.0  
69.3  
69.5



**Comparative Study**

School  
District  
Province

50.1  
59.9  
59.2



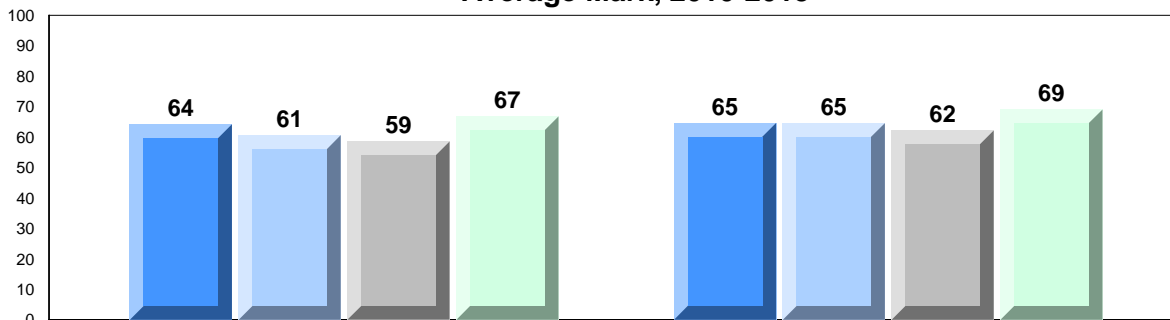
**Personal Response**

School  
District  
Province

58.0  
61.9  
60.6

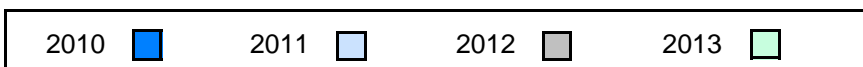


**Average Mark, 2010-2013**



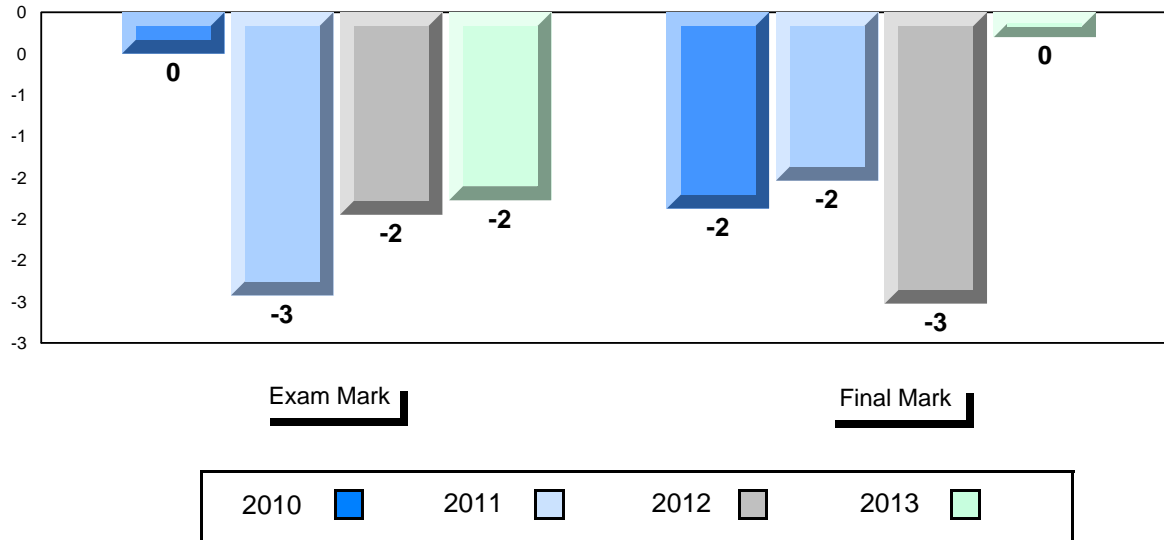
Exam Mark

Final Mark

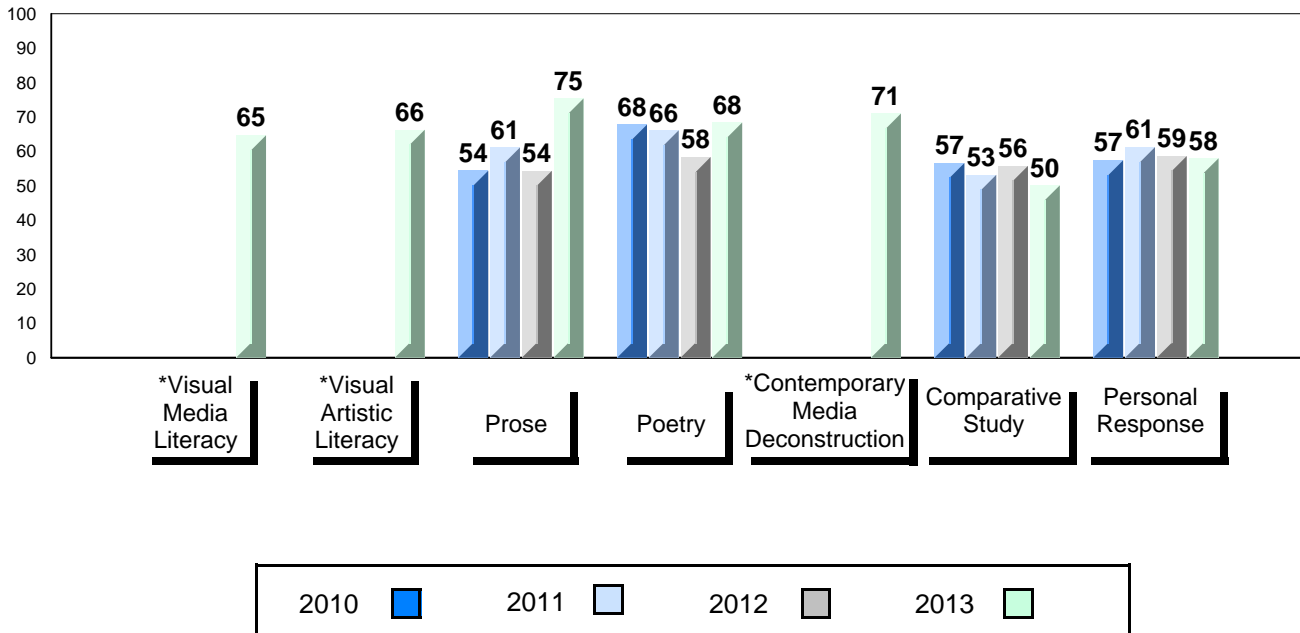


\* Visual Media Literacy, Visual Artistic Literacy and Contemporary Media Deconstruction are new categories introduced in June 2013.

Difference from Provincial Mean, 2010-2013



4 Year Public Exam (Subtest) Mark Trend 2010-2013



\* Visual Media Literacy, Visual Artistic Literacy and Contemporary Media Deconstruction are new categories introduced in June 2013.



**District 2 - Western**

#387 - Bayview Regional Collegiate, St. Lunaire

Grades: 7-12

Number of Students            4

**English 3201**                    School  
   District  
   Province

**Subtest**

**Visual Media Literacy**        School  
   District  
   Province

**Visual Artistic Literacy**    School  
   District  
   Province

**Prose**                                School  
   District  
   Province

**Poetry**                             School  
   District  
   Province

**Contemporary Media Deconstruction**    School  
   District  
   Province

**Comparative Study**            School  
   District  
   Province


**Personal Response**            School  
   District  
   Province

<b>Public Exam Mark</b>	School vs District	School vs Province
<i>School data with 5 or fewer students withheld for reasons of confidentiality.</i>		

<b>Final Mark</b>	School vs District	School vs Province
<i>School data with 5 or fewer students withheld for reasons of confidentiality.</i>		

**Average Mark, 2010-2013**


*School data with 5 or fewer students withheld for reasons of confidentiality.*



\* Visual Media Literacy, Visual Artistic Literacy and Contemporary Media Deconstruction are new categories introduced in June 2013.

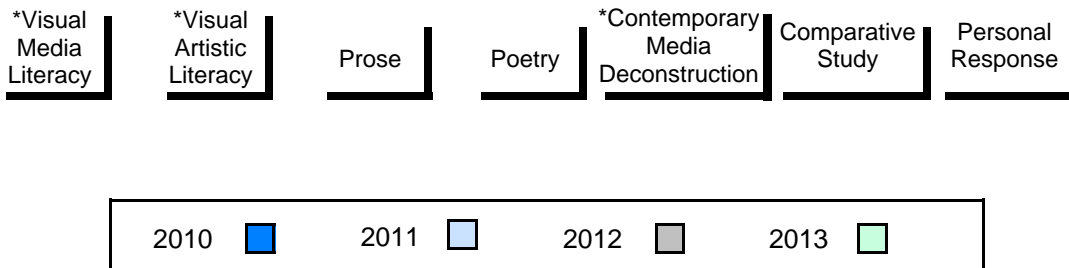
**Difference from Provincial Mean, 2010-2013**

*School data with 5 or fewer students withheld for reasons of confidentiality.*



**4 Year Public Exam (Subtest) Mark Trend 2010-2013**

*School data with 5 or fewer students withheld for reasons of confidentiality.*



\* Visual Media Literacy, Visual Artistic Literacy and Contemporary Media Deconstruction are new categories introduced in June 2013.

**District 2 - Western**

#388 - Long Range Academy, Cow Head

Grades: K-12

Number of Students      7

**English 3201**

School  
District  
Province

**Public Exam Mark**      School vs District      School vs Province

73.7      ▲      ▲  
68.9  
68.6

**Final Mark**

School vs District      School vs Province

72.3      ▲      ▲  
69.9  
69.3

**Subtest**

**Visual Media Literacy**

School  
District  
Province

66.7      ▼      ▲  
66.8  
65.3

**Visual Artistic Literacy**

School  
District  
Province

72.6      ▼      ▲  
72.9  
68.6

**Prose**

School  
District  
Province

83.7      ▲      ▲  
72.4  
73.5

**Poetry**

School  
District  
Province

74.3      ▲      ▲  
69.1  
69.3

**Contemporary Media Deconstruction**

School  
District  
Province

75.7      ▲      ▲  
69.3  
69.5

**Comparative Study**

School  
District  
Province


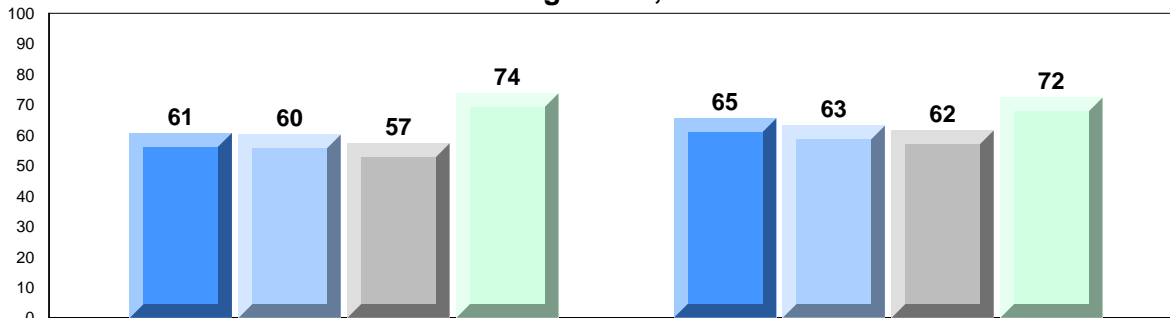
63.2      ▲      ▲  
59.9  
59.2

**Personal Response**

School  
District  
Province

60.0      ▼      ▼  
61.9  
60.6

**Average Mark, 2010-2013**



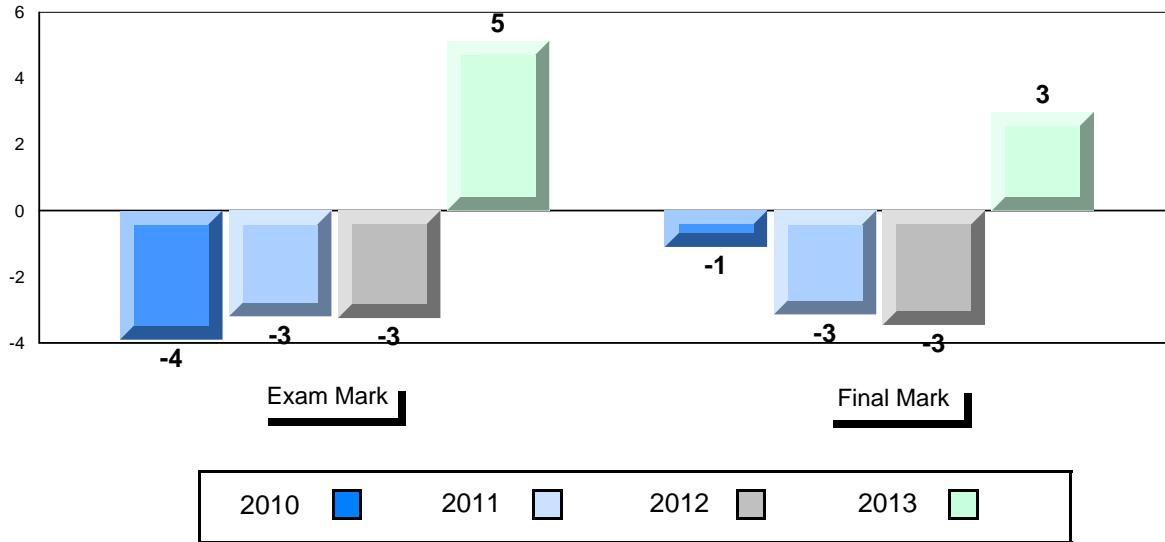
\* Visual Media Literacy, Visual Artistic Literacy and Contemporary Media Deconstruction are new categories introduced in June 2013.

District 2 - Western

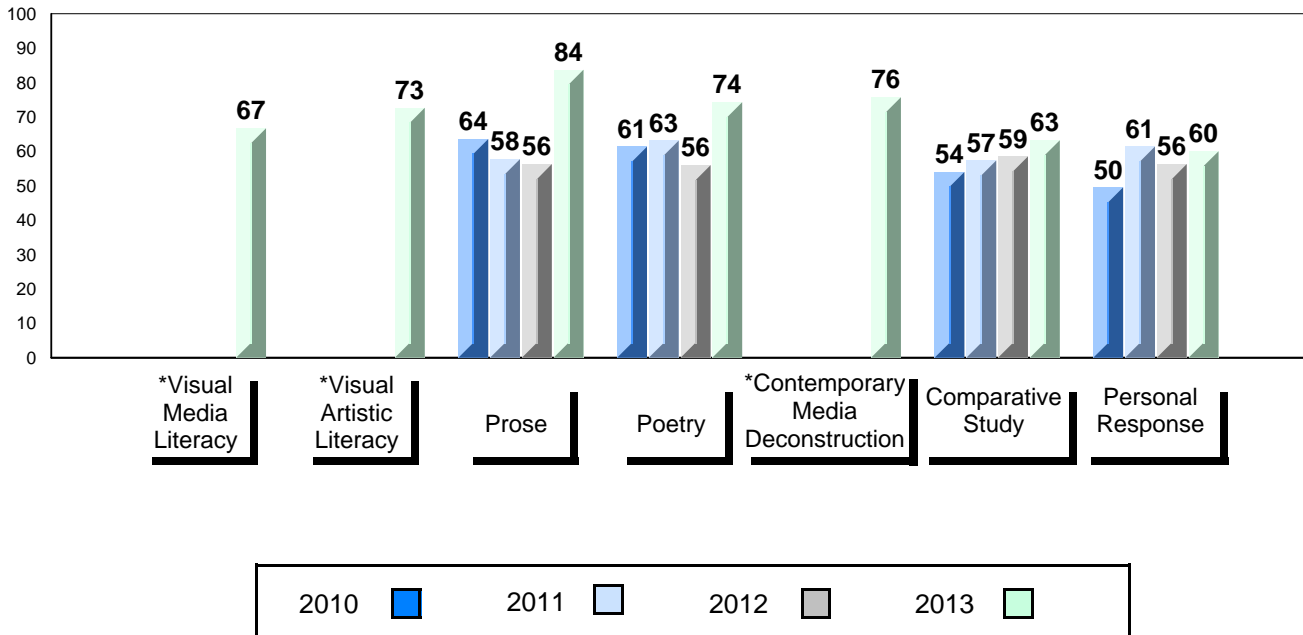
#388 - Long Range Academy, Cow Head

Grades: K-12

Difference from Provincial Mean, 2010-2013



4 Year Public Exam (Subtest) Mark Trend 2010-2013



\* Visual Media Literacy, Visual Artistic Literacy and Contemporary Media Deconstruction are new categories introduced in June 2013.

**District 2 - Western**

#390 - Elwood High School, Deer Lake

Grades: 10-12

Number of Students 65

**English 3201**

School  
District  
Province

**Public Exam Mark**

School vs District

School vs Province

66.1  
68.9  
68.6



**Final Mark**

School vs District

School vs Province

68.1  
69.9  
69.3



**Subtest**

**Visual Media Literacy**

School  
District  
Province

62.1  
66.8  
65.3



**Visual Artistic Literacy**

School  
District  
Province

64.5  
72.9  
68.6



**Prose**

School  
District  
Province

68.1  
72.4  
73.5



**Poetry**

School  
District  
Province

65.2  
69.1  
69.3



**Contemporary Media Deconstruction**

School  
District  
Province

69.5  
69.3  
69.5



**Comparative Study**

School  
District  
Province

60.7  
59.9  
59.2



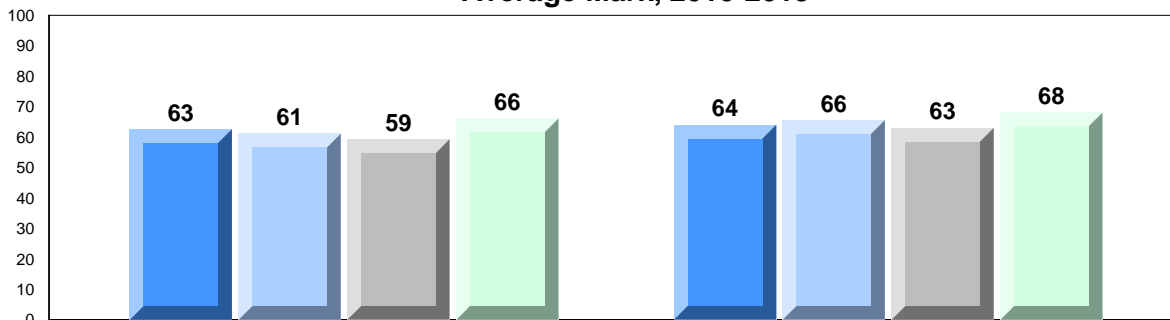
**Personal Response**

School  
District  
Province

59.9  
61.9  
60.6

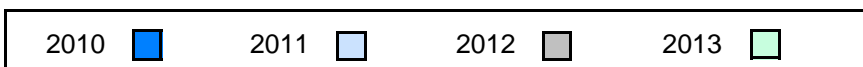


**Average Mark, 2010-2013**



Exam Mark

Final Mark



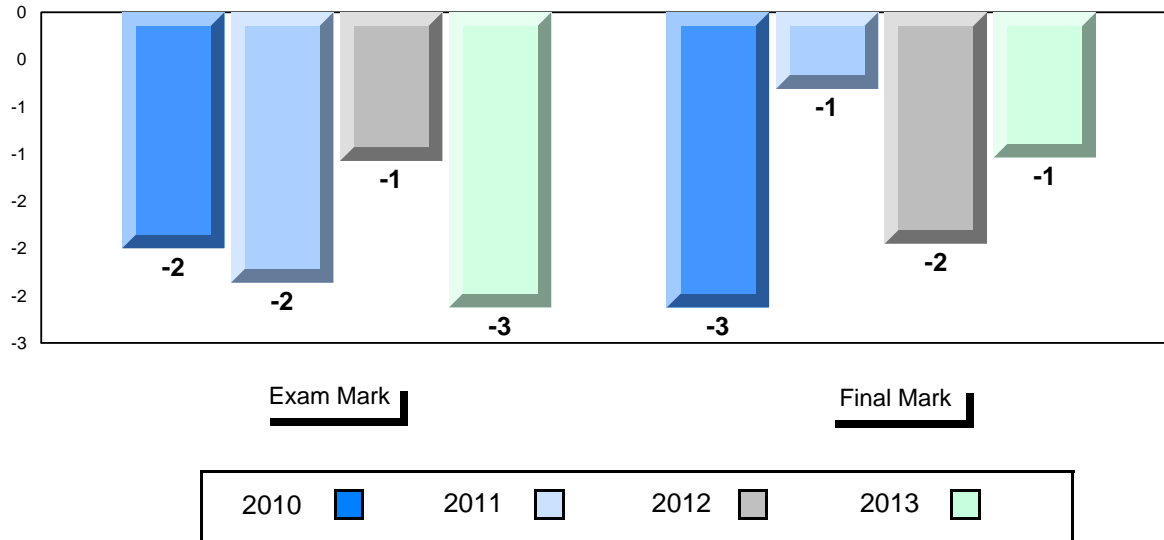
\* Visual Media Literacy, Visual Artistic Literacy and Contemporary Media Deconstruction are new categories introduced in June 2013.

District 2 - Western

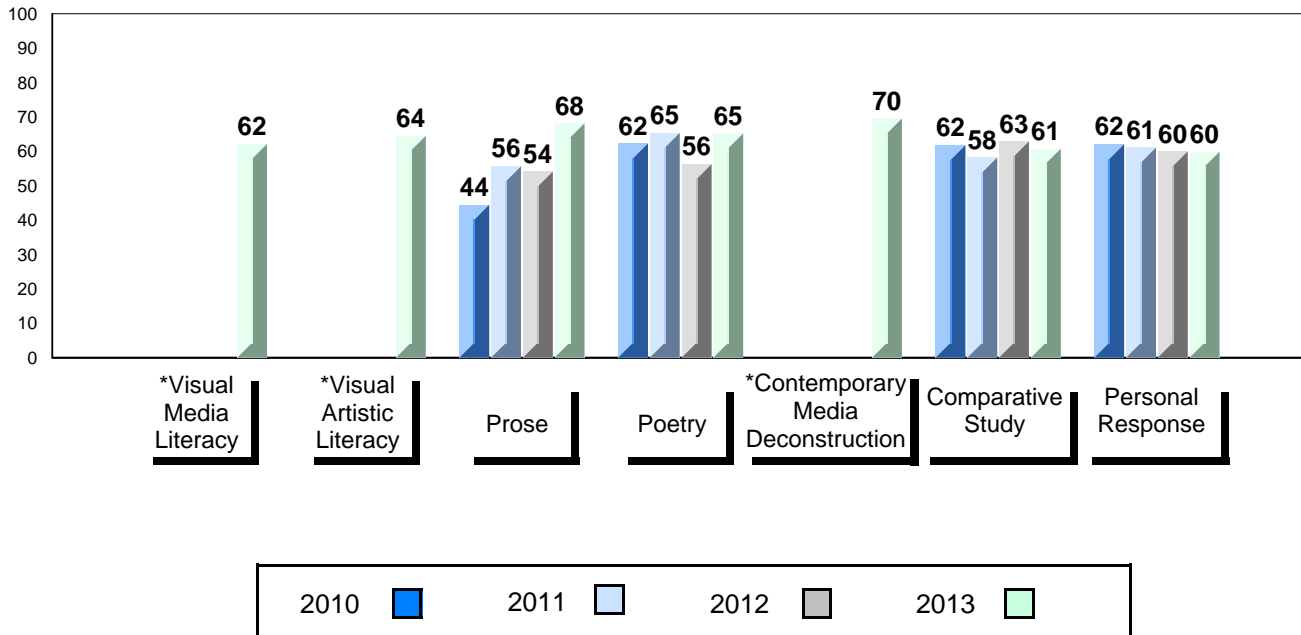
#390 - Elwood High School, Deer Lake

Grades: 10-12

Difference from Provincial Mean, 2010-2013



4 Year Public Exam (Subtest) Mark Trend 2010-2013



\* Visual Media Literacy, Visual Artistic Literacy and Contemporary Media Deconstruction are new categories introduced in June 2013.

**District 2 - Western**

#393 - Bonne Bay Academy, Woody Point

Grades: K-12

Number of Students            4

**English 3201**                    School  
   District  
   Province

**Subtest**

**Visual Media Literacy**        School  
   District  
   Province

**Visual Artistic Literacy**    School  
   District  
   Province

**Prose**                            School  
   District  
   Province

**Poetry**                         School  
   District  
   Province

**Contemporary Media Deconstruction**    School  
   District  
   Province

**Comparative Study**            School  
   District  
   Province


**Personal Response**            School  
   District  
   Province

<b>Public Exam Mark</b>	School vs District	School vs Province
<i>School data with 5 or fewer students withheld for reasons of confidentiality.</i>		

<b>Final Mark</b>	School vs District	School vs Province
<i>School data with 5 or fewer students withheld for reasons of confidentiality.</i>		

**Average Mark, 2010-2013**


*School data with 5 or fewer students withheld for reasons of confidentiality.*



\* Visual Media Literacy, Visual Artistic Literacy and Contemporary Media Deconstruction are new categories introduced in June 2013.

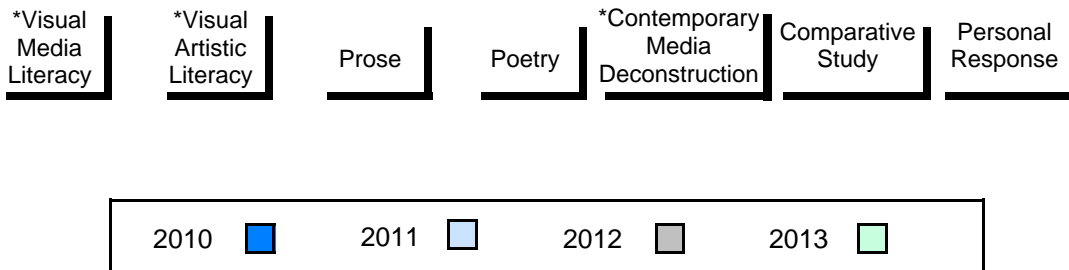
**Difference from Provincial Mean, 2010-2013**

*School data with 5 or fewer students withheld for reasons of confidentiality.*



**4 Year Public Exam (Subtest) Mark Trend 2010-2013**

*School data with 5 or fewer students withheld for reasons of confidentiality.*



\* Visual Media Literacy, Visual Artistic Literacy and Contemporary Media Deconstruction are new categories introduced in June 2013.



**District 2 - Western**

#394 - E.A. Butler All Grade, McKay's

Grades: K-12

Number of Students            9

**English 3201**

School  
District  
Province

**Public Exam Mark**

School vs District      School vs Province

60.2  
68.9  
68.6



**Final Mark**

School vs District      School vs Province

63.3  
69.9  
69.3



**Subtest**

**Visual Media Literacy**

School  
District  
Province

58.0  
66.8  
65.3



**Visual Artistic Literacy**

School  
District  
Province

75.0  
72.9  
68.6



**Prose**

School  
District  
Province

63.6  
72.4  
73.5



**Poetry**

School  
District  
Province

58.9  
69.1  
69.3



**Contemporary Media Deconstruction**

School  
District  
Province

72.2  
69.3  
69.5



**Comparative Study**

School  
District  
Province

41.9  
59.9  
59.2



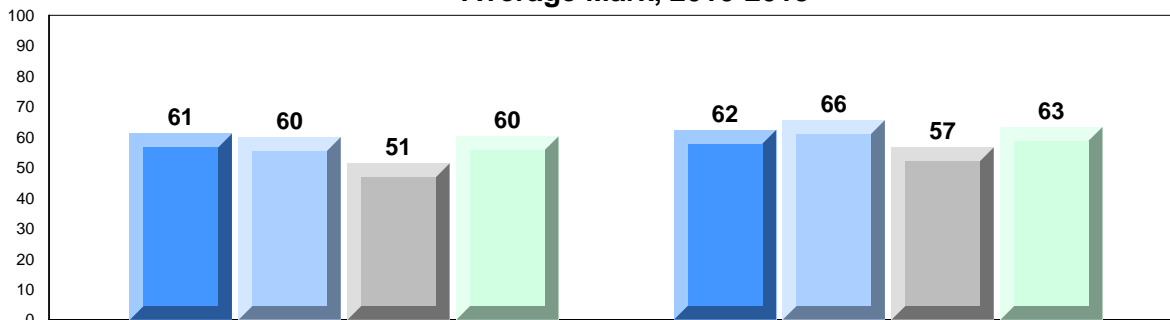
**Personal Response**

School  
District  
Province

59.4  
61.9  
60.6

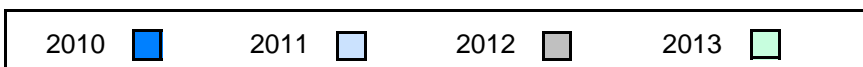


**Average Mark, 2010-2013**



**Exam Mark**

**Final Mark**



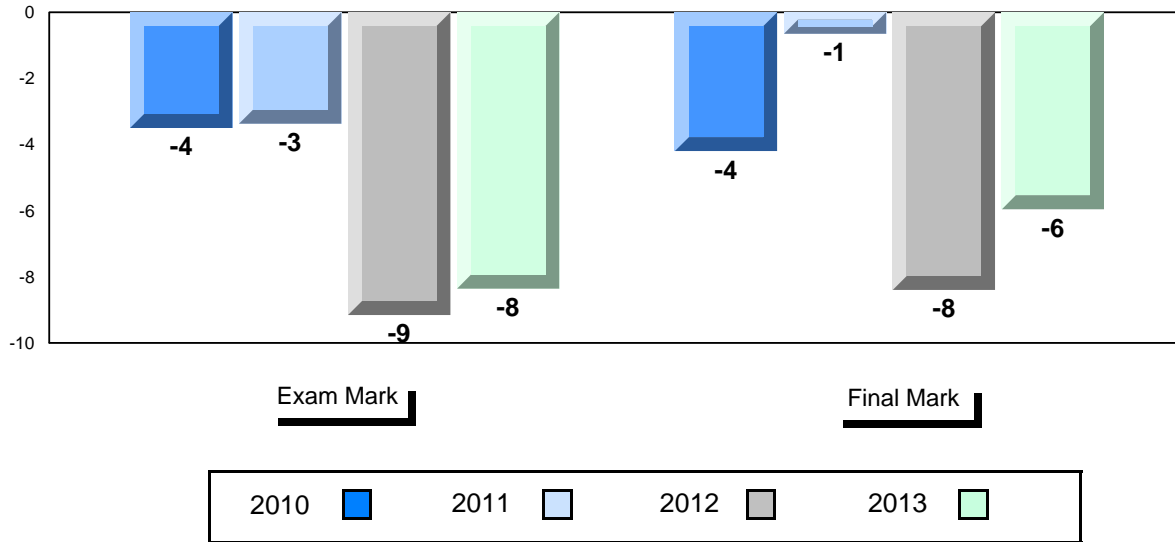
\* Visual Media Literacy, Visual Artistic Literacy and Contemporary Media Deconstruction are new categories introduced in June 2013.

District 2 - Western

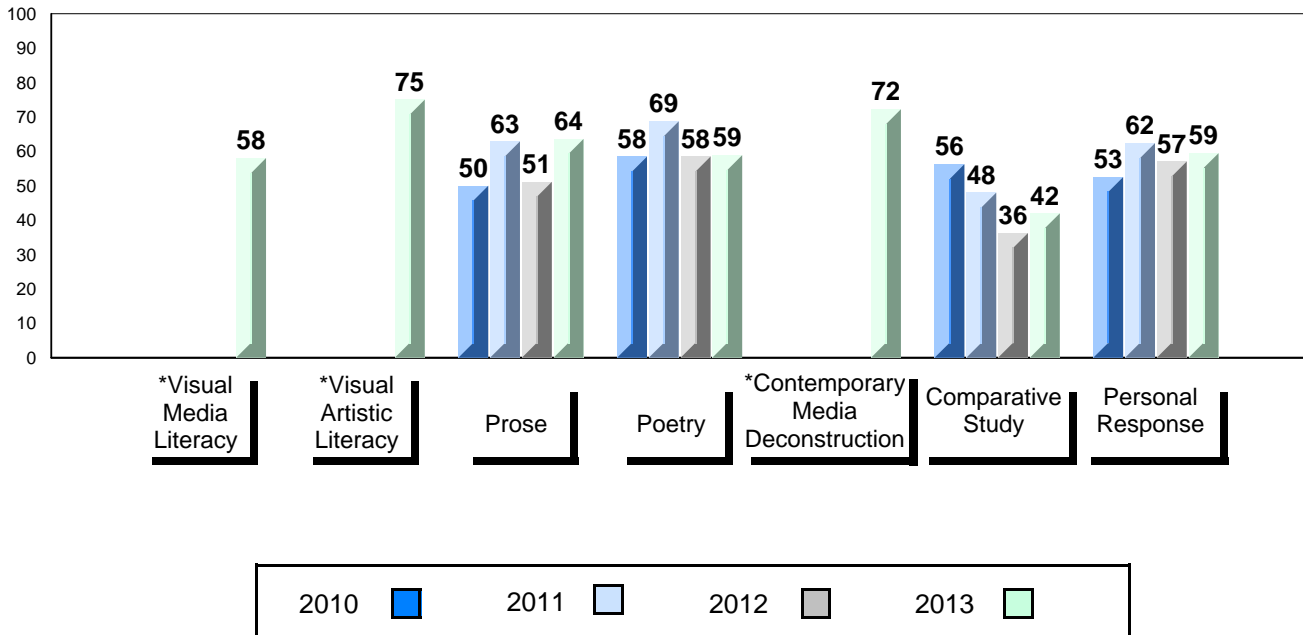
#394 - E.A. Butler All Grade, McKay's

Grades: K-12

Difference from Provincial Mean, 2010-2013



4 Year Public Exam (Subtest) Mark Trend 2010-2013



\* Visual Media Literacy, Visual Artistic Literacy and Contemporary Media Deconstruction are new categories introduced in June 2013.

**District 2 - Western**

#397 - Belanger Memorial School, Upper Ferry

Grades: K-12

Number of Students 14

**English 3201**

School  
District  
Province

**Public Exam Mark**

School vs District      School vs Province

65.7  
68.9  
68.6



**Final Mark**

School vs District      School vs Province

68.9  
69.9  
69.3



**Subtest**

**Visual Media Literacy**

School  
District  
Province

67.1  
66.8  
65.3



**Visual Artistic Literacy**

School  
District  
Province

76.2  
72.9  
68.6



**Prose**

School  
District  
Province

71.1  
72.4  
73.5



**Poetry**

School  
District  
Province

60.2  
69.1  
69.3



**Contemporary Media Deconstruction**

School  
District  
Province

72.1  
69.3  
69.5



**Comparative Study**

School  
District  
Province

52.9  
59.9  
59.2



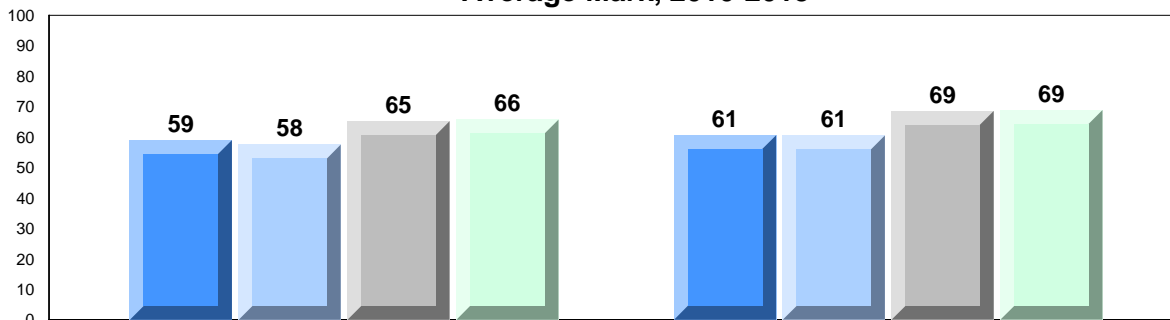
**Personal Response**

School  
District  
Province

61.4  
61.9  
60.6

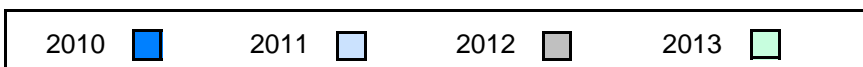


**Average Mark, 2010-2013**



Exam Mark

Final Mark



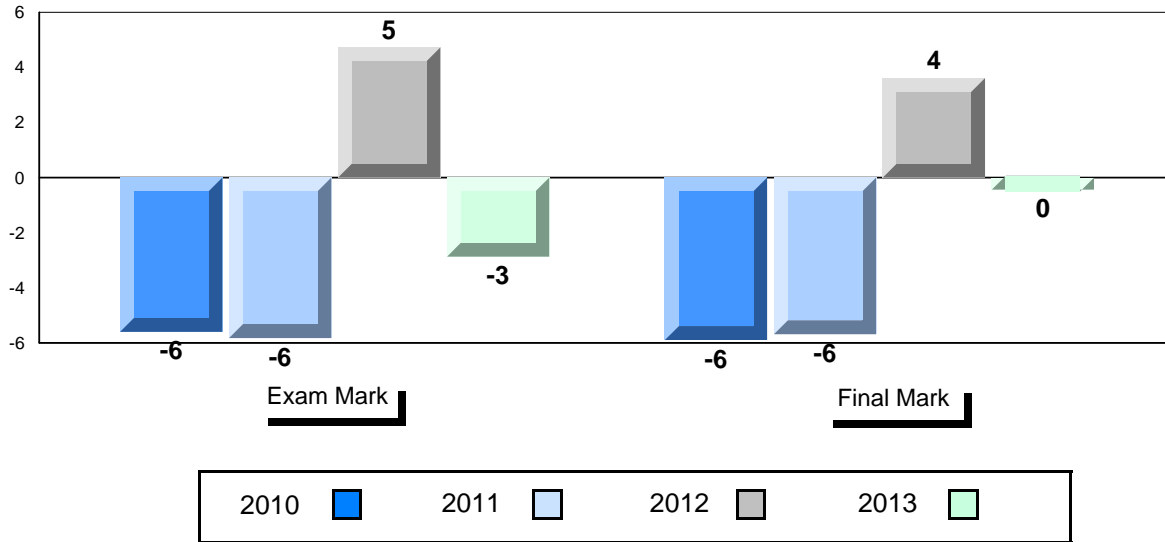
\* Visual Media Literacy, Visual Artistic Literacy and Contemporary Media Deconstruction are new categories introduced in June 2013.

District 2 - Western

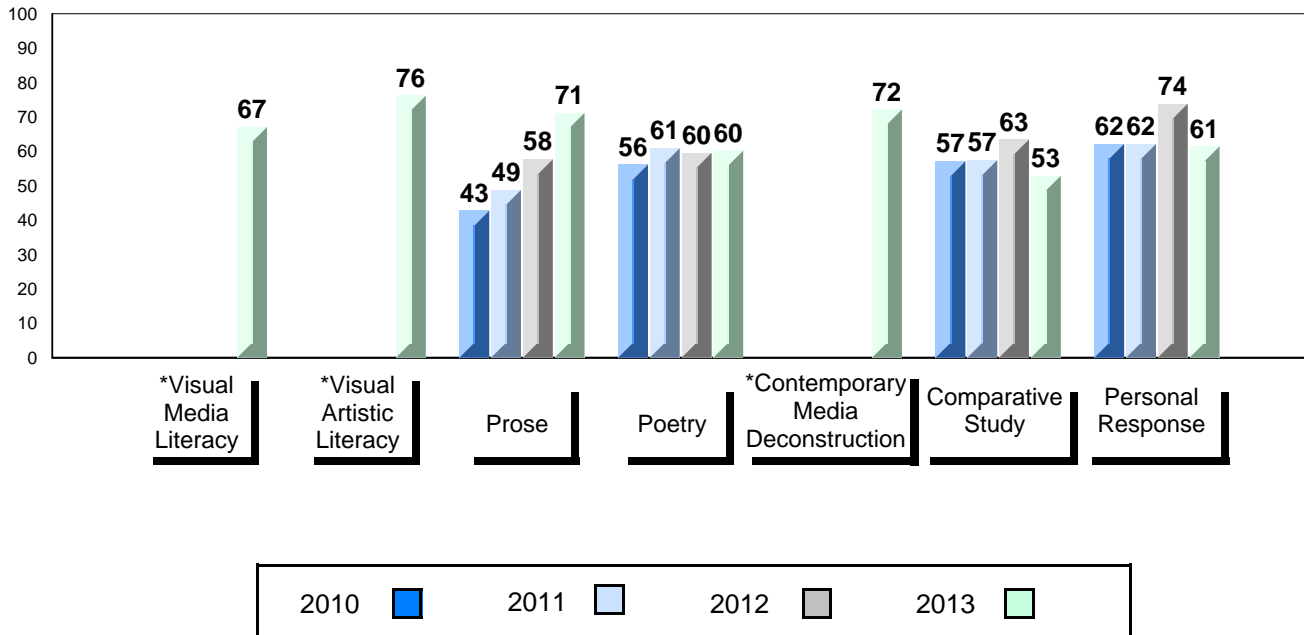
#397 - Belanger Memorial School, Upper Ferry

Grades: K-12

Difference from Provincial Mean, 2010-2013



4 Year Public Exam (Subtest) Mark Trend 2010-2013



\* Visual Media Literacy, Visual Artistic Literacy and Contemporary Media Deconstruction are new categories introduced in June 2013.

**District 2 - Western**

#474 - Cloud River Academy, Roddickton

Grades: K-12

Number of Students 15

**English 3201**

School  
District  
Province

**Public Exam Mark**

School vs District      School vs Province

63.7  
68.9  
68.6



**Final Mark**

School vs District      School vs Province

67.2  
69.9  
69.3



**Subtest**

**Visual Media Literacy**

School  
District  
Province

60.0  
66.8  
65.3



**Visual Artistic Literacy**

School  
District  
Province

77.8  
72.9  
68.6



**Prose**

School  
District  
Province

68.3  
72.4  
73.5



**Poetry**

School  
District  
Province

63.7  
69.1  
69.3



**Contemporary Media Deconstruction**

School  
District  
Province

66.0  
69.3  
69.5



**Comparative Study**

School  
District  
Province

51.2  
59.9  
59.2



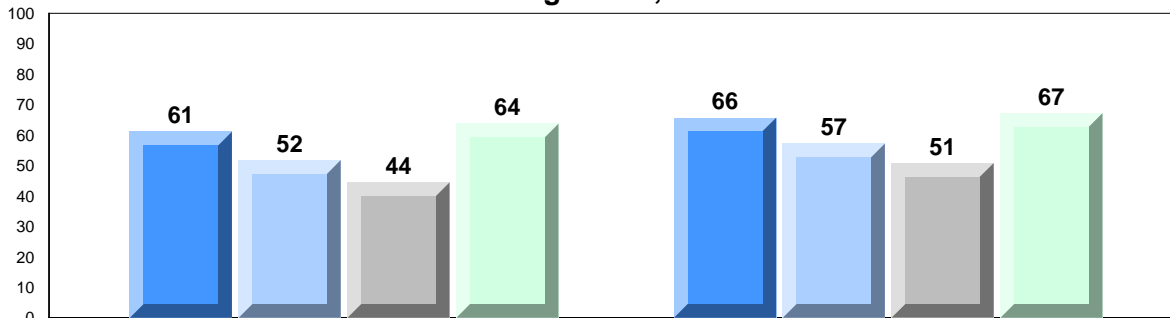
**Personal Response**

School  
District  
Province

54.3  
61.9  
60.6

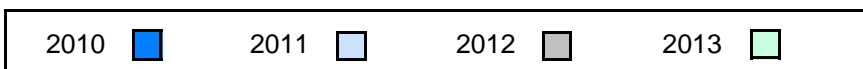


**Average Mark, 2010-2013**



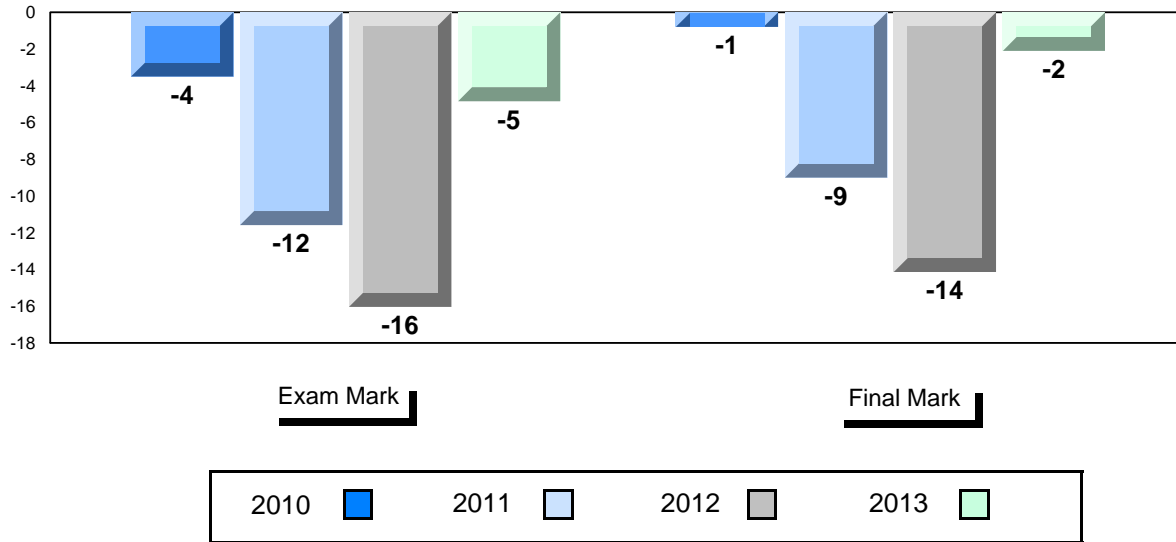
Exam Mark

Final Mark

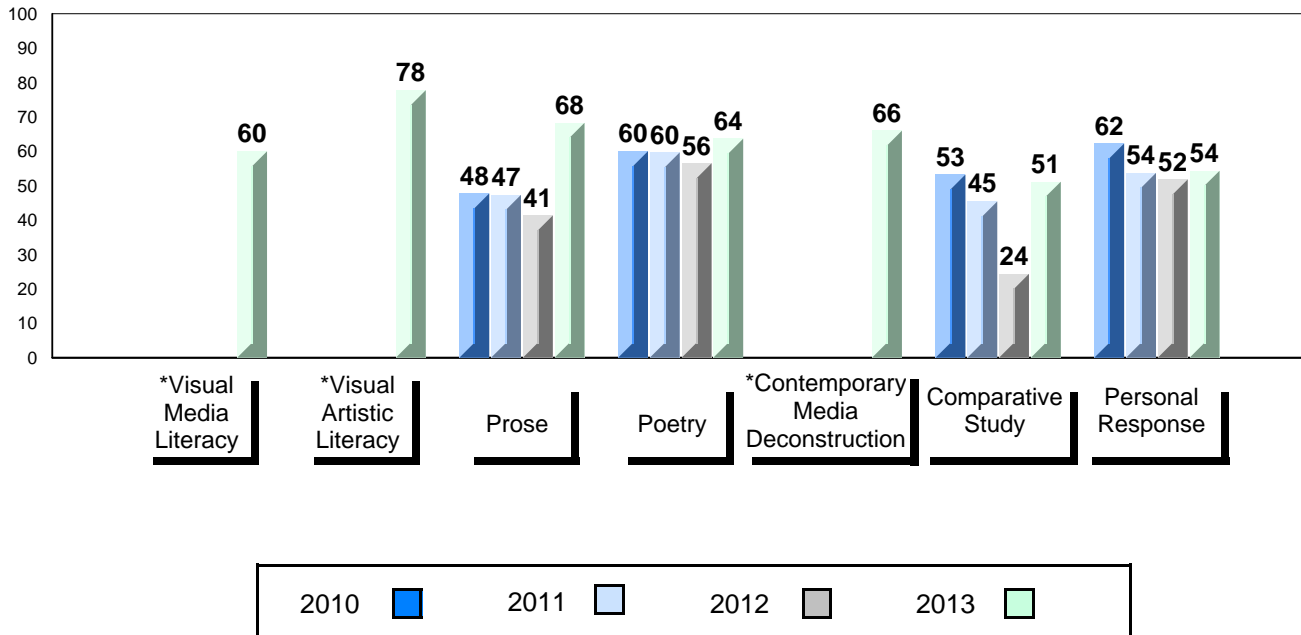


\* Visual Media Literacy, Visual Artistic Literacy and Contemporary Media Deconstruction are new categories introduced in June 2013.

Difference from Provincial Mean, 2010-2013



4 Year Public Exam (Subtest) Mark Trend 2010-2013



\* Visual Media Literacy, Visual Artistic Literacy and Contemporary Media Deconstruction are new categories introduced in June 2013.

**District 2 - Western**

#475 - Viking Trail Academy, Plum Point

Grades: K-12

Number of Students 14

**English 3201**

School  
District  
Province

**Public Exam Mark**

School vs District

School vs Province

72.4  
68.9  
68.6



**Final Mark**

School vs District

School vs Province

73.0  
69.9  
69.3



**Subtest**

**Visual Media Literacy**

School  
District  
Province

68.7  
66.8  
65.3



**Visual Artistic Literacy**

School  
District  
Province

80.4  
72.9  
68.6



**Prose**

School  
District  
Province

76.4  
72.4  
73.5



**Poetry**

School  
District  
Province

68.6  
69.1  
69.3



**Contemporary Media Deconstruction**

School  
District  
Province

65.7  
69.3  
69.5



**Comparative Study**

School  
District  
Province

68.6  
59.9  
59.2



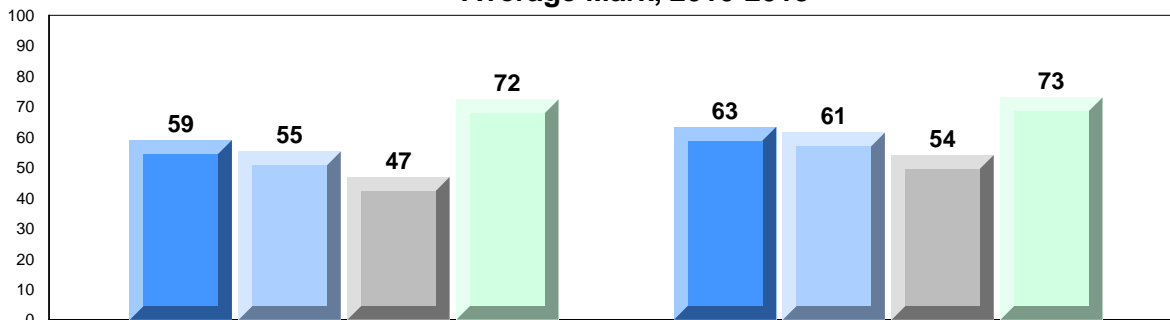
**Personal Response**

School  
District  
Province

64.3  
61.9  
60.6

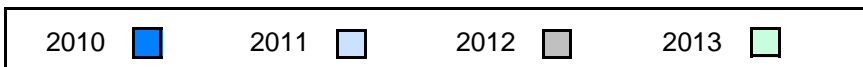


**Average Mark, 2010-2013**



Exam Mark

Final Mark



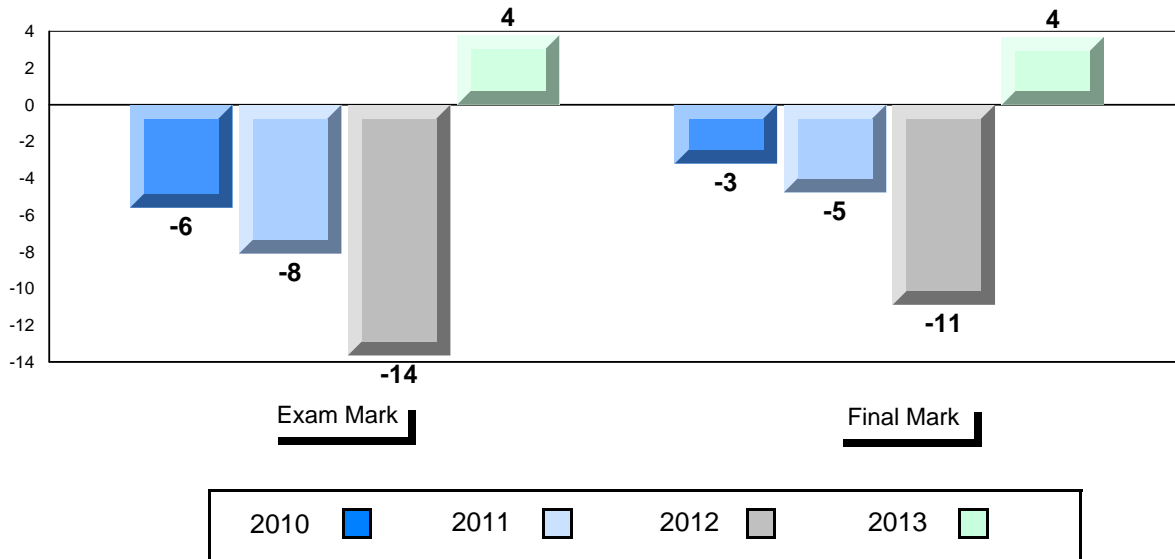
\* Visual Media Literacy, Visual Artistic Literacy and Contemporary Media Deconstruction are new categories introduced in June 2013.

District 2 - Western

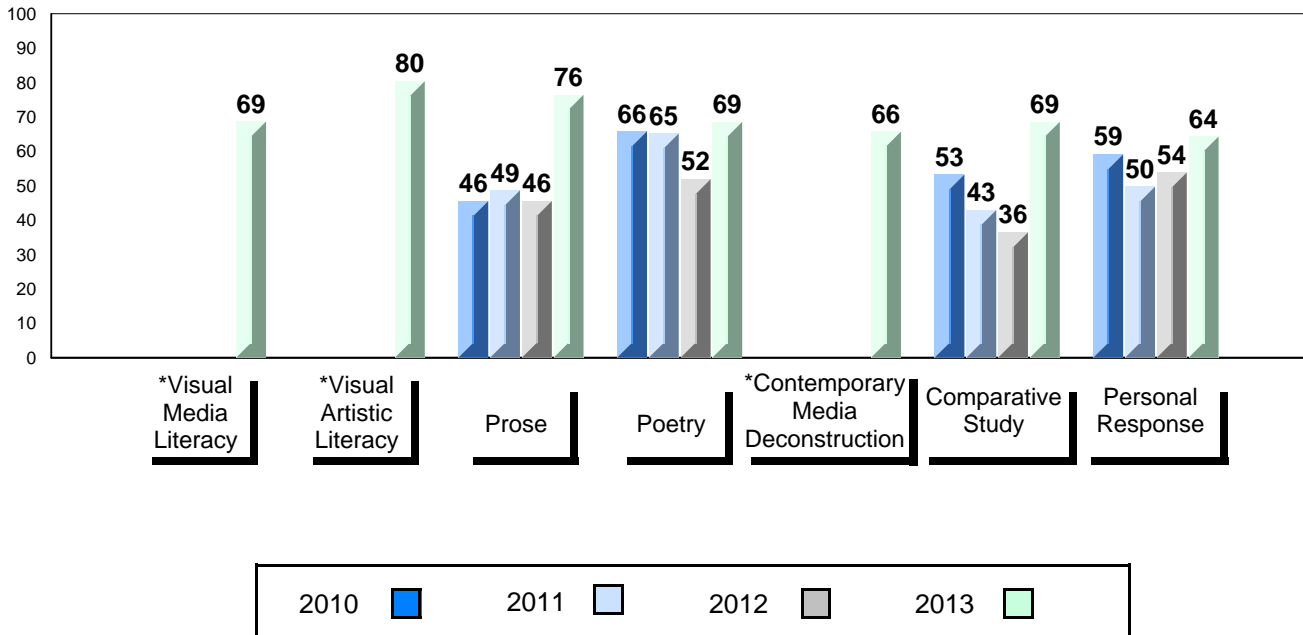
#475 - Viking Trail Academy, Plum Point

Grades: K-12

Difference from Provincial Mean, 2010-2013



4 Year Public Exam (Subtest) Mark Trend 2010-2013



\* Visual Media Literacy, Visual Artistic Literacy and Contemporary Media Deconstruction are new categories introduced in June 2013.



**District 2 - Western**

#485 - Corner Brook High School, Corner Brook

Grades: 10-12

Number of Students      244

**English 3201**

School  
District  
Province

**Public Exam Mark**

School vs District

School vs Province

71.9  
68.9  
68.6



**Final Mark**

School vs District

School vs Province

71.8  
69.9  
69.3



**Subtest**

**Visual Media Literacy**

School  
District  
Province

73.1  
66.8  
65.3



**Visual Artistic Literacy**

School  
District  
Province

76.8  
72.9  
68.6



**Prose**

School  
District  
Province

74.1  
72.4  
73.5



**Poetry**

School  
District  
Province

71.3  
69.1  
69.3



**Contemporary Media Deconstruction**

School  
District  
Province

70.3  
69.3  
69.5



**Comparative Study**

School  
District  
Province

66.2  
59.9  
59.2



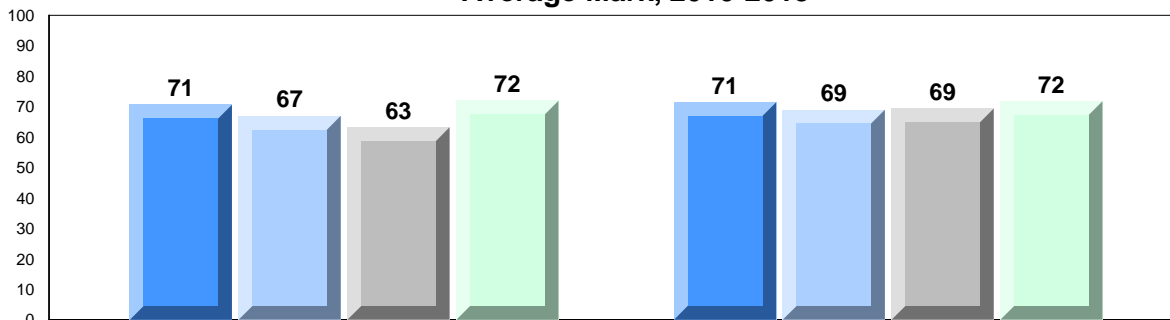
**Personal Response**

School  
District  
Province

61.9  
61.9  
60.6

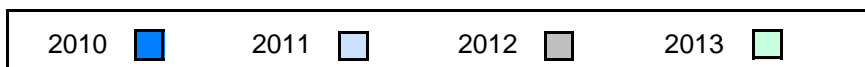


**Average Mark, 2010-2013**



Exam Mark

Final Mark



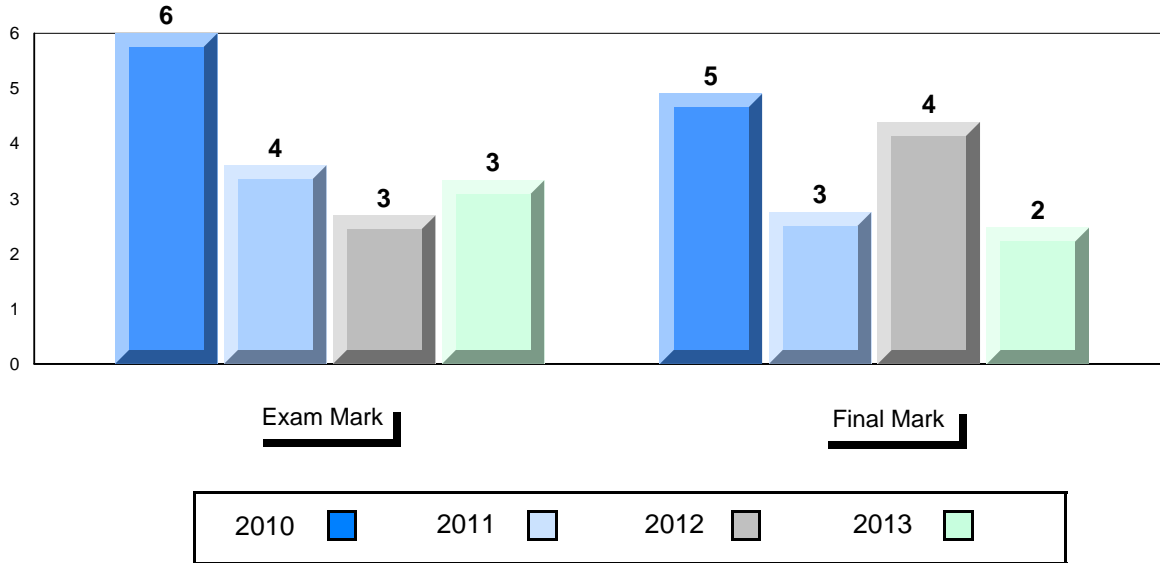
\* Visual Media Literacy, Visual Artistic Literacy and Contemporary Media Deconstruction are new categories introduced in June 2013.

District 2 - Western

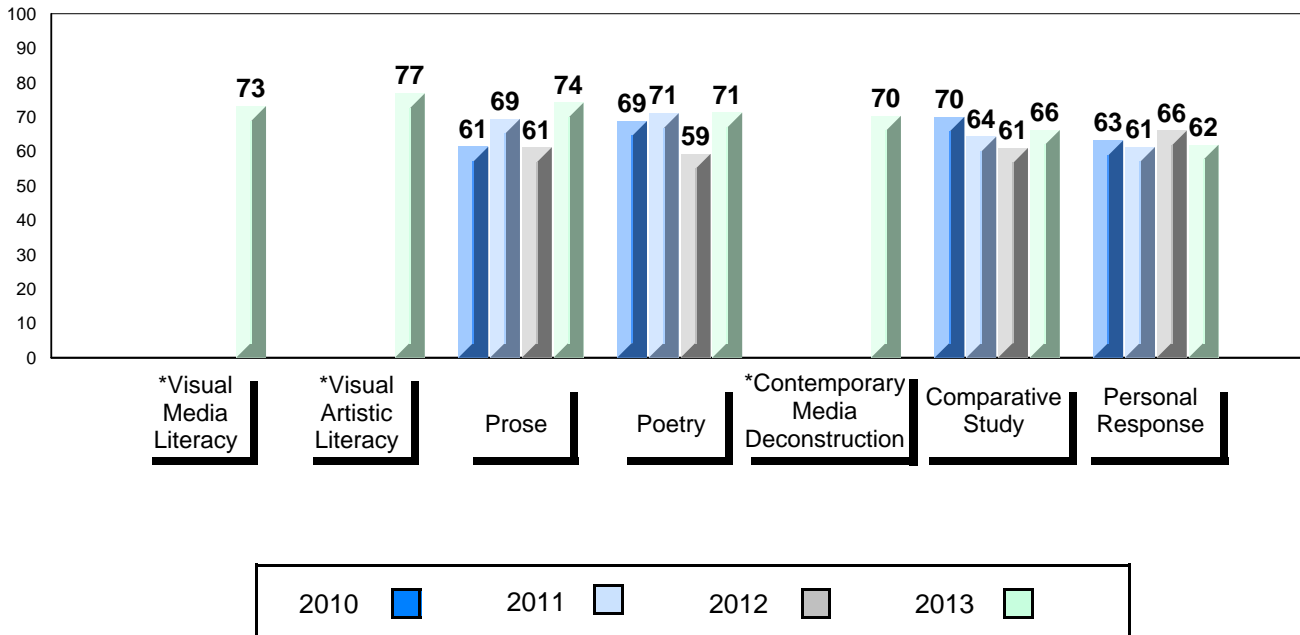
#485 - Corner Brook High School, Corner Brook

Grades: 10-12

Difference from Provincial Mean, 2010-2013



4 Year Public Exam (Subtest) Mark Trend 2010-2013



\* Visual Media Literacy, Visual Artistic Literacy and Contemporary Media Deconstruction are new categories introduced in June 2013.

**District 2 - Western**

#487 - Labrador Straits Academy, L'Anse au Loup

Grades: K-12

Number of Students      15

**English 3201**

School  
District  
Province

**Public Exam Mark**

School vs District      School vs Province

70.2  
68.9  
68.6



**Final Mark**

School vs District      School vs Province

71.5  
69.9  
69.3



**Subtest**

**Visual Media Literacy**

School  
District  
Province

63.3  
66.8  
65.3



**Visual Artistic Literacy**

School  
District  
Province

74.4  
72.9  
68.6



**Prose**

School  
District  
Province

72.0  
72.4  
73.5



**Poetry**

School  
District  
Province

69.3  
69.1  
69.3



**Contemporary Media Deconstruction**

School  
District  
Province

70.0  
69.3  
69.5



**Comparative Study**

School  
District  
Province

64.5  
59.9  
59.2




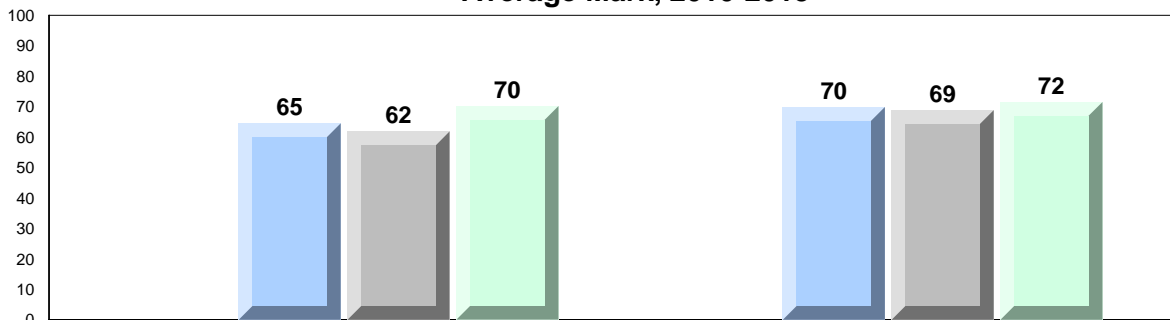
**Personal Response**

School  
District  
Province

66.7  
61.9  
60.6

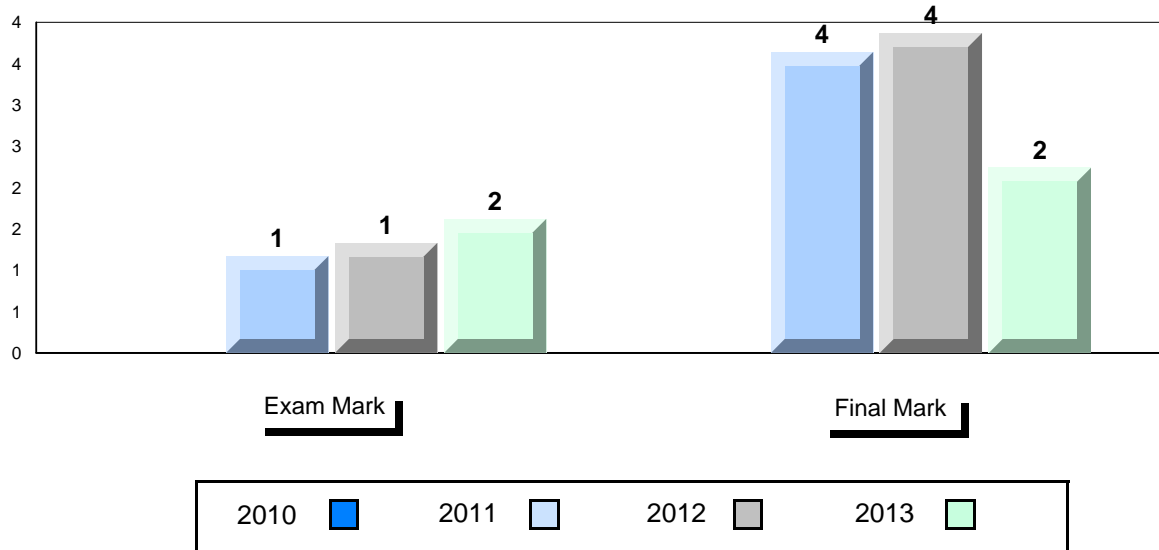


**Average Mark, 2010-2013**

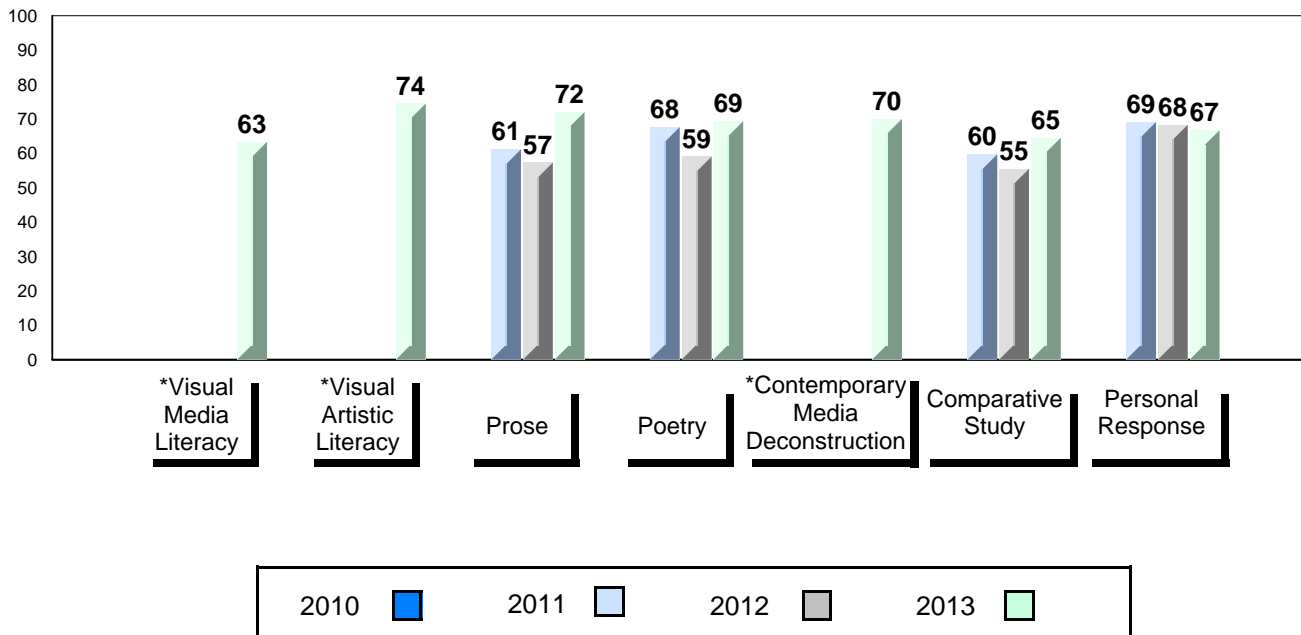


\* Visual Media Literacy, Visual Artistic Literacy and Contemporary Media Deconstruction are new categories introduced in June 2013.

Difference from Provincial Mean, 2010-2013



4 Year Public Exam (Subtest) Mark Trend 2010-2013



\* Visual Media Literacy, Visual Artistic Literacy and Contemporary Media Deconstruction are new categories introduced in June 2013.

**District 2 - Western**

#488 - French Shore Academy, Port Saunders

Grades: K-12

Number of Students 13

**English 3201**

School  
District  
Province

**Public Exam Mark**

School vs District      School vs Province

59.3  
68.9  
68.6



**Final Mark**

School vs District      School vs Province

62.7  
69.9  
69.3



**Subtest**

**Visual Media Literacy**

School  
District  
Province

56.4  
66.8  
65.3



**Visual Artistic Literacy**

School  
District  
Province

68.6  
72.9  
68.6



**Prose**

School  
District  
Province

60.2  
72.4  
73.5



**Poetry**

School  
District  
Province

54.8  
69.1  
69.3



**Contemporary Media Deconstruction**

School  
District  
Province

63.1  
69.3  
69.5



**Comparative Study**

School  
District  
Province

50.4  
59.9  
59.2



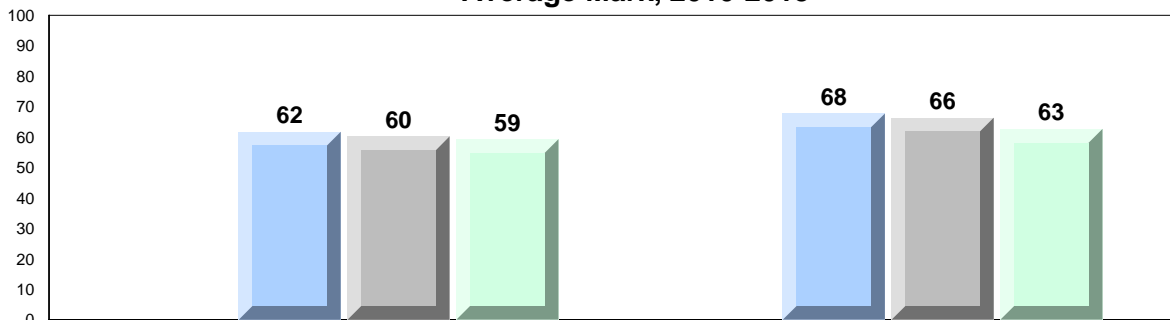
**Personal Response**

School  
District  
Province

60.0  
61.9  
60.6

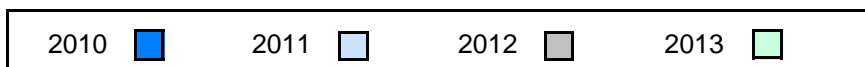


**Average Mark, 2010-2013**



Exam Mark

Final Mark



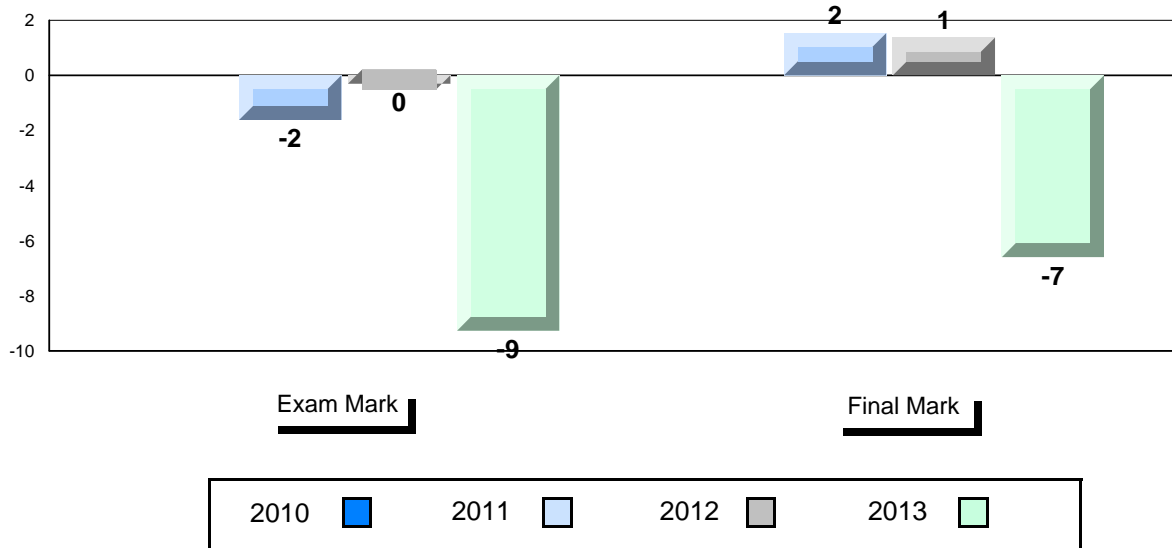
\* Visual Media Literacy, Visual Artistic Literacy and Contemporary Media Deconstruction are new categories introduced in June 2013.

District 2 - Western

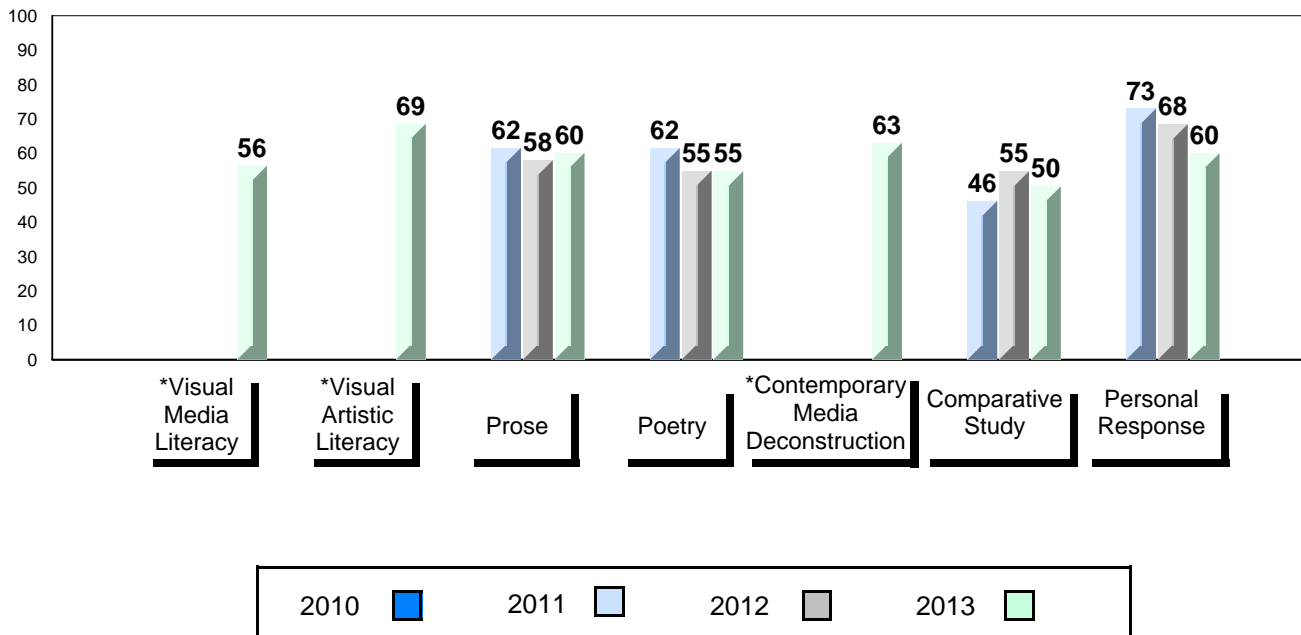
#488 - French Shore Academy, Port Saunders

Grades: K-12

Difference from Provincial Mean, 2010-2013



4 Year Public Exam (Subtest) Mark Trend 2010-2013



\* Visual Media Literacy, Visual Artistic Literacy and Contemporary Media Deconstruction are new categories introduced in June 2013.

District 3 - Nova Central

#125 - Copper Ridge Academy, Baie Verte

Grades: K-12

Number of Students 29

**English 3201**

School  
District  
Province

**Public Exam Mark**

School vs District

School vs Province

68.9  
67.8  
68.6



**Final Mark**

School vs District

School vs Province

67.9  
68.7  
69.3



**Subtest**

**Visual Media Literacy**

School  
District  
Province

65.3  
62.5  
65.3



**Visual Artistic Literacy**

School  
District  
Province

60.6  
63.8  
68.6



**Prose**

School  
District  
Province

77.0  
72.9  
73.5



**Poetry**

School  
District  
Province

71.1  
67.6  
69.3



**Contemporary Media Deconstruction**

School  
District  
Province

69.3  
69.4  
69.5



**Comparative Study**

School  
District  
Province

56.2  
61.0  
59.2




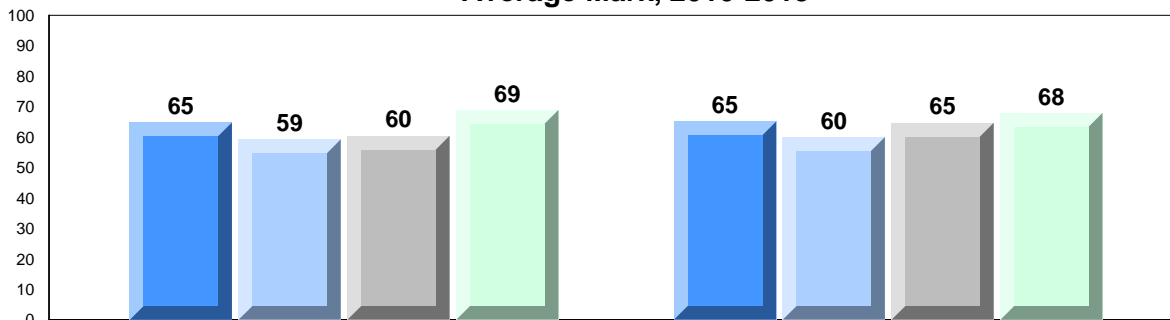
**Personal Response**

School  
District  
Province

64.1  
60.0  
60.6



**Average Mark, 2010-2013**



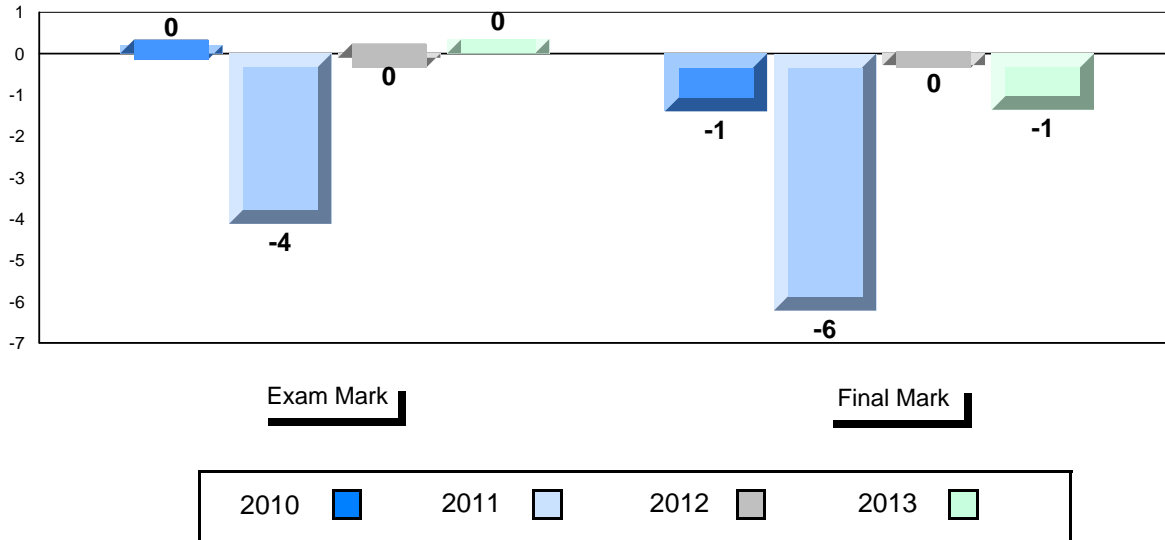
\* Visual Media Literacy, Visual Artistic Literacy and Contemporary Media Deconstruction are new categories introduced in June 2013.

District 3 - Nova Central

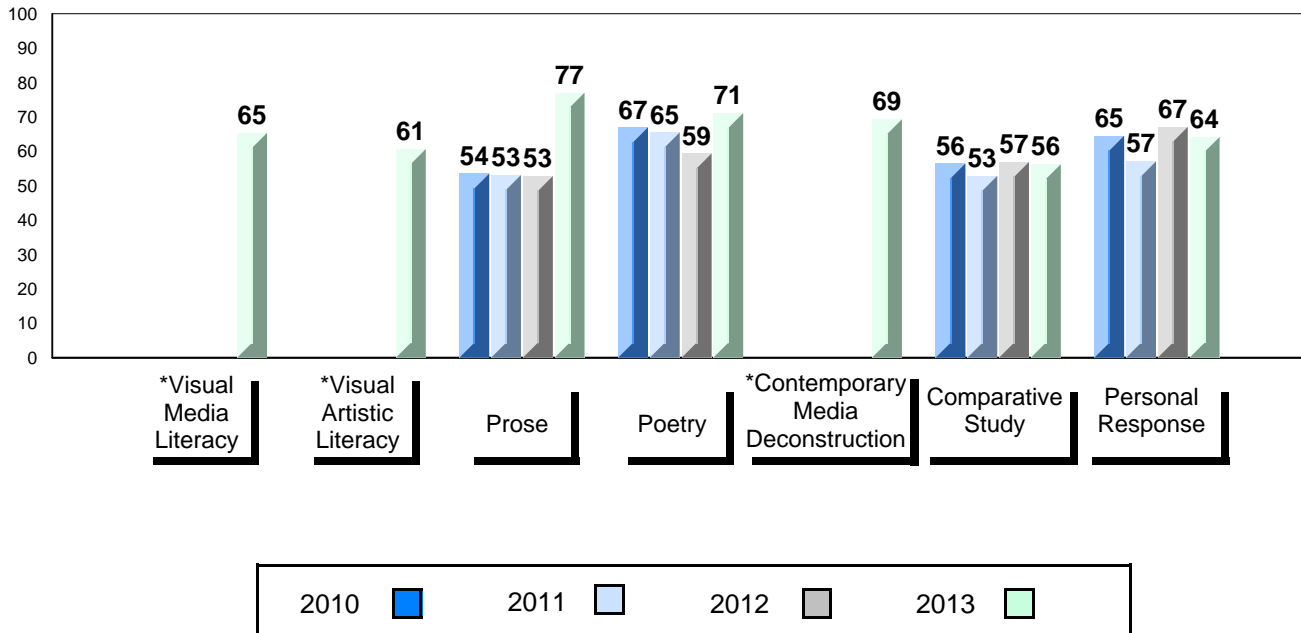
#125 - Copper Ridge Academy, Baie Verte

Grades: K-12

Difference from Provincial Mean, 2010-2013



4 Year Public Exam (Subtest) Mark Trend 2010-2013



\* Visual Media Literacy, Visual Artistic Literacy and Contemporary Media Deconstruction are new categories introduced in June 2013.



**District 3 - Nova Central**

#128 - Long Island Academy, Beaumont

Grades: 8,10,12

Number of Students            2

**English 3201**                    School  
   District  
   Province

**Subtest**

**Visual Media Literacy**        School  
   District  
   Province

**Visual Artistic Literacy**    School  
   District  
   Province

**Prose**                                School  
   District  
   Province

**Poetry**                             School  
   District  
   Province

**Contemporary Media Deconstruction**    School  
   District  
   Province

**Comparative Study**            School  
   District  
   Province


**Personal Response**            School  
   District  
   Province

<b>Public Exam Mark</b>	School vs District	School vs Province
<i>School data with 5 or fewer students withheld for reasons of confidentiality.</i>		

<b>Final Mark</b>	School vs District	School vs Province
<i>School data with 5 or fewer students withheld for reasons of confidentiality.</i>		

**Average Mark, 2010-2013**

*School data with 5 or fewer students withheld for reasons of confidentiality.*



\* Visual Media Literacy, Visual Artistic Literacy and Contemporary Media Deconstruction are new categories introduced in June 2013.



**District 3 - Nova Central**

#132 - Botwood Collegiate, Botwood

Grades: 7-12

Number of Students      28

**English 3201**

School  
District  
Province

**Public Exam Mark**

School vs District

School vs Province

64.6  
67.8  
68.6



**Final Mark**

School vs District

School vs Province

67.7  
68.7  
69.3



**Subtest**

**Visual Media Literacy**

School  
District  
Province

66.3  
62.5  
65.3



**Visual Artistic Literacy**

School  
District  
Province

68.8  
63.8  
68.6



**Prose**

School  
District  
Province

71.7  
72.9  
73.5



**Poetry**

School  
District  
Province

65.4  
67.6  
69.3



**Contemporary Media Deconstruction**

School  
District  
Province

66.4  
69.4  
69.5



**Comparative Study**

School  
District  
Province

46.1  
61.0  
59.2



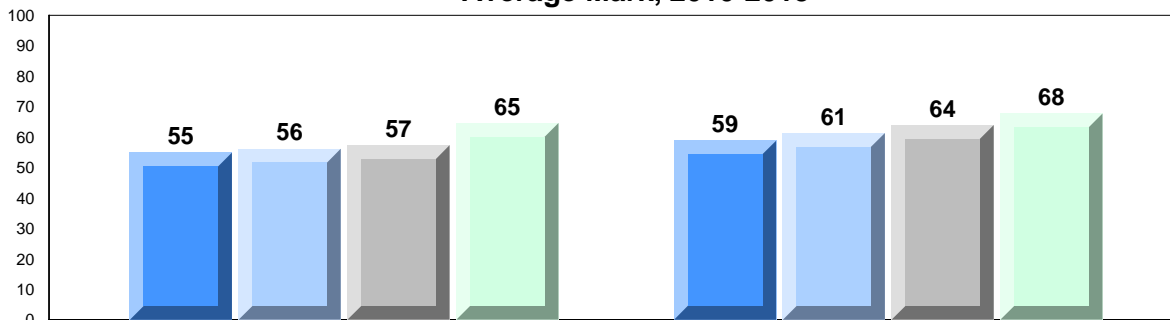
**Personal Response**

School  
District  
Province

59.1  
60.0  
60.6

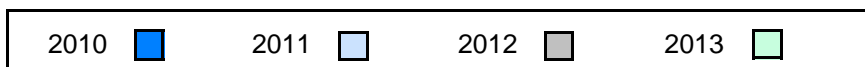


**Average Mark, 2010-2013**



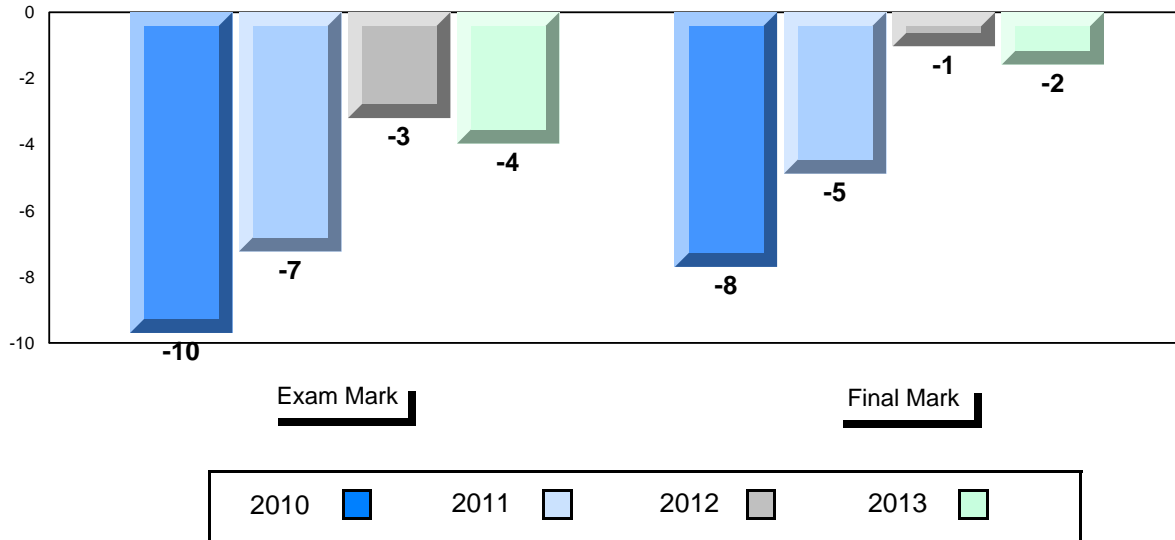
Exam Mark

Final Mark

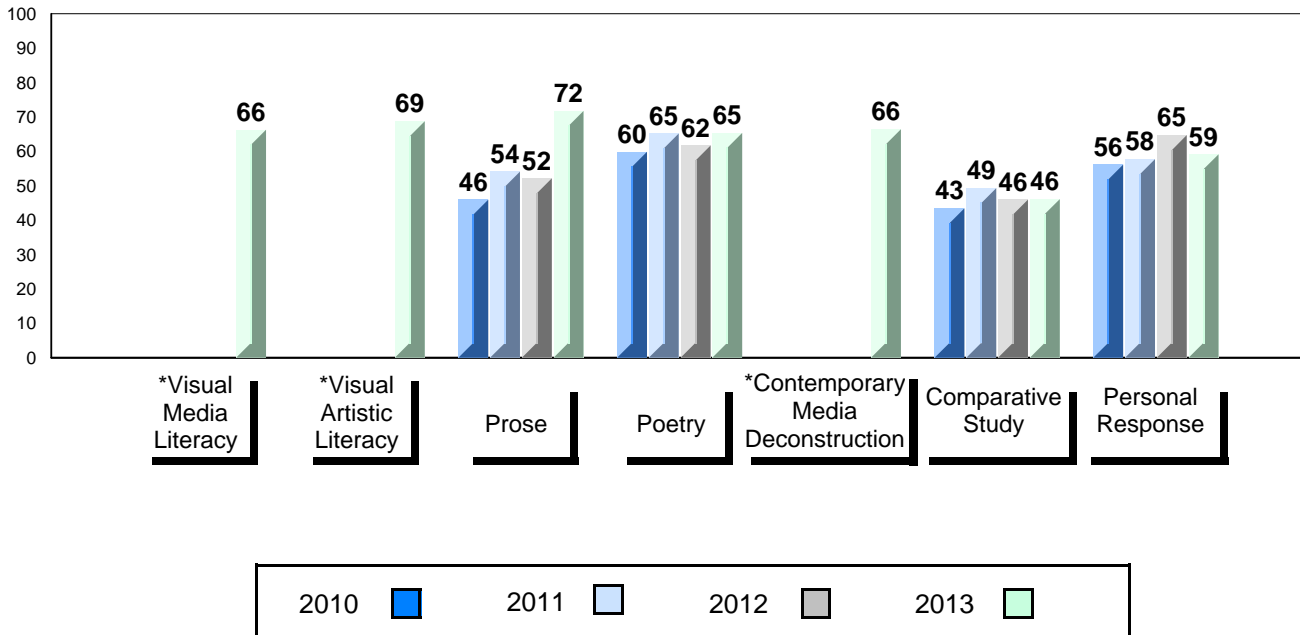


\* Visual Media Literacy, Visual Artistic Literacy and Contemporary Media Deconstruction are new categories introduced in June 2013.

Difference from Provincial Mean, 2010-2013



4 Year Public Exam (Subtest) Mark Trend 2010-2013



\* Visual Media Literacy, Visual Artistic Literacy and Contemporary Media Deconstruction are new categories introduced in June 2013.

**District 3 - Nova Central**

#149 - King Academy, Harbour Breton

Grades: 7-12

Number of Students      17

**English 3201**

School  
District  
Province

**Public Exam Mark**

School vs District      School vs Province

72.7  
67.8  
68.6



**Final Mark**

School vs District      School vs Province

76.3  
68.7  
69.3



**Subtest**

**Visual Media Literacy**

School  
District  
Province

63.7  
62.5  
65.3



**Visual Artistic Literacy**

School  
District  
Province

85.3  
63.8  
68.6



**Prose**

School  
District  
Province

74.6  
72.9  
73.5



**Poetry**

School  
District  
Province

73.2  
67.6  
69.3



**Contemporary Media Deconstruction**

School  
District  
Province

68.2  
69.4  
69.5



**Comparative Study**

School  
District  
Province

67.4  
61.0  
59.2



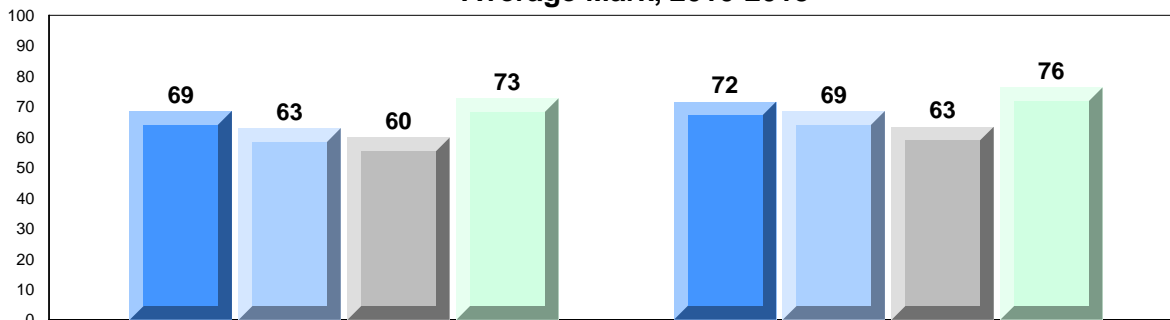
**Personal Response**

School  
District  
Province

64.4  
60.0  
60.6

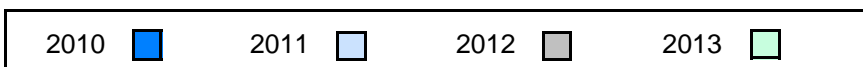


**Average Mark, 2010-2013**



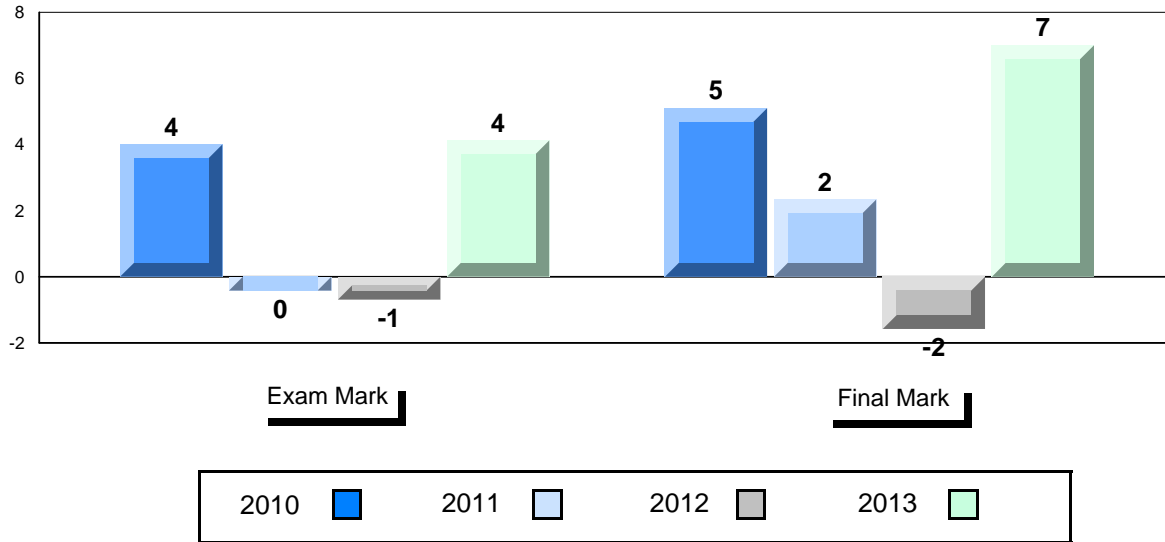
Exam Mark

Final Mark

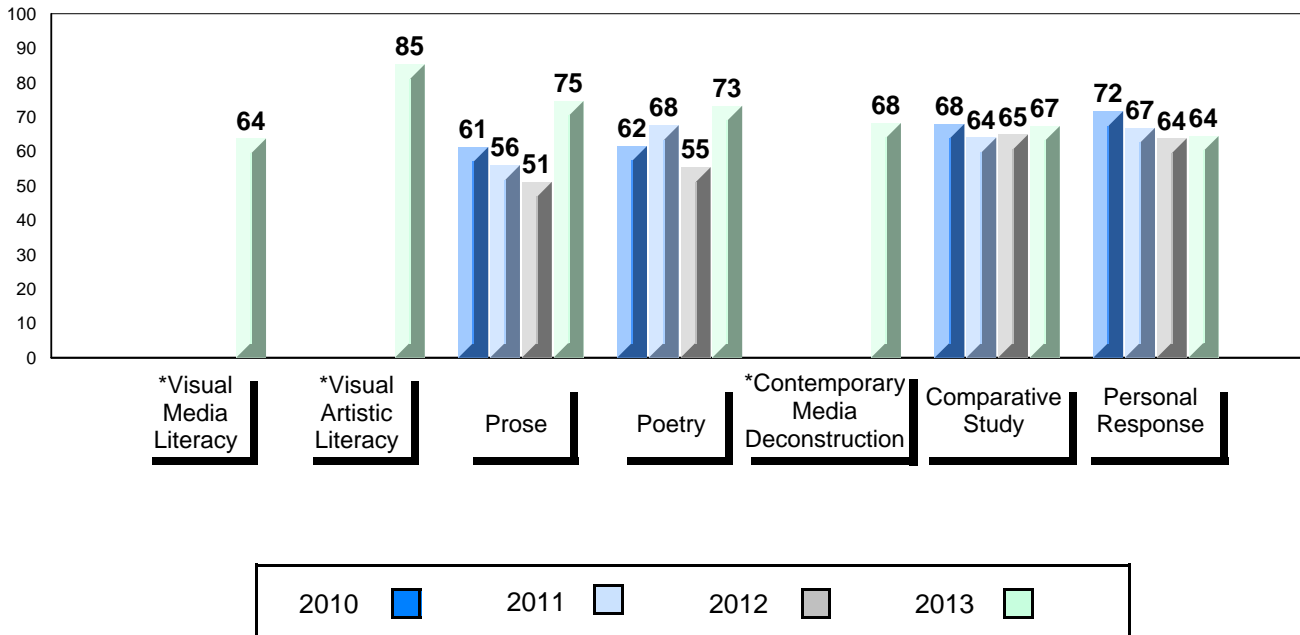


\* Visual Media Literacy, Visual Artistic Literacy and Contemporary Media Deconstruction are new categories introduced in June 2013.

Difference from Provincial Mean, 2010-2013



4 Year Public Exam (Subtest) Mark Trend 2010-2013



\* Visual Media Literacy, Visual Artistic Literacy and Contemporary Media Deconstruction are new categories introduced in June 2013.

**District 3 - Nova Central**

#151 - John Watkins Academy, Hermitage

Grades: K-12

Number of Students            5

**English 3201**                    School  
   District  
   Province

**Subtest**

**Visual Media Literacy**        School  
   District  
   Province

**Visual Artistic Literacy**    School  
   District  
   Province

**Prose**                                School  
   District  
   Province

**Poetry**                             School  
   District  
   Province

**Contemporary Media Deconstruction**    School  
   District  
   Province

**Comparative Study**            School  
   District  
   Province


**Personal Response**            School  
   District  
   Province

<b>Public Exam Mark</b>	School vs District	School vs Province
<i>School data with 5 or fewer students withheld for reasons of confidentiality.</i>		

<b>Final Mark</b>	School vs District	School vs Province
<i>School data with 5 or fewer students withheld for reasons of confidentiality.</i>		

**Average Mark, 2010-2013**

*School data with 5 or fewer students withheld for reasons of confidentiality.*



\* Visual Media Literacy, Visual Artistic Literacy and Contemporary Media Deconstruction are new categories introduced in June 2013.





**District 3 - Nova Central**

#152 - Valmont Academy, King's Point

Grades: K-12

Number of Students 9

**English 3201**

School  
District  
Province

**Public Exam Mark**

School vs District      School vs Province

66.9  
67.8  
68.6



**Final Mark**

School vs District      School vs Province

70.3  
68.7  
69.3



**Subtest**

**Visual Media Literacy**

School  
District  
Province

72.2  
62.5  
65.3



**Visual Artistic Literacy**

School  
District  
Province

64.8  
63.8  
68.6



**Prose**

School  
District  
Province

70.7  
72.9  
73.5



**Poetry**

School  
District  
Province

62.8  
67.6  
69.3



**Contemporary Media Deconstruction**

School  
District  
Province

71.1  
69.4  
69.5



**Comparative Study**

School  
District  
Province

59.2  
61.0  
59.2



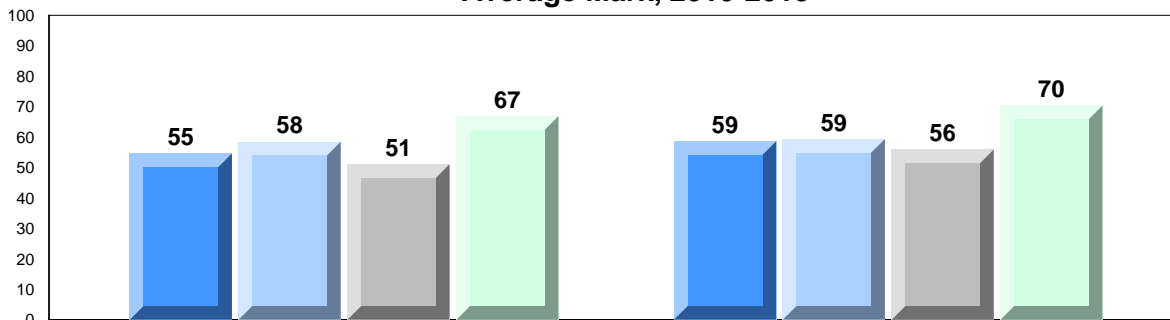
**Personal Response**

School  
District  
Province

60.6  
60.0  
60.6

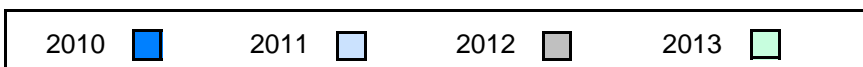


**Average Mark, 2010-2013**



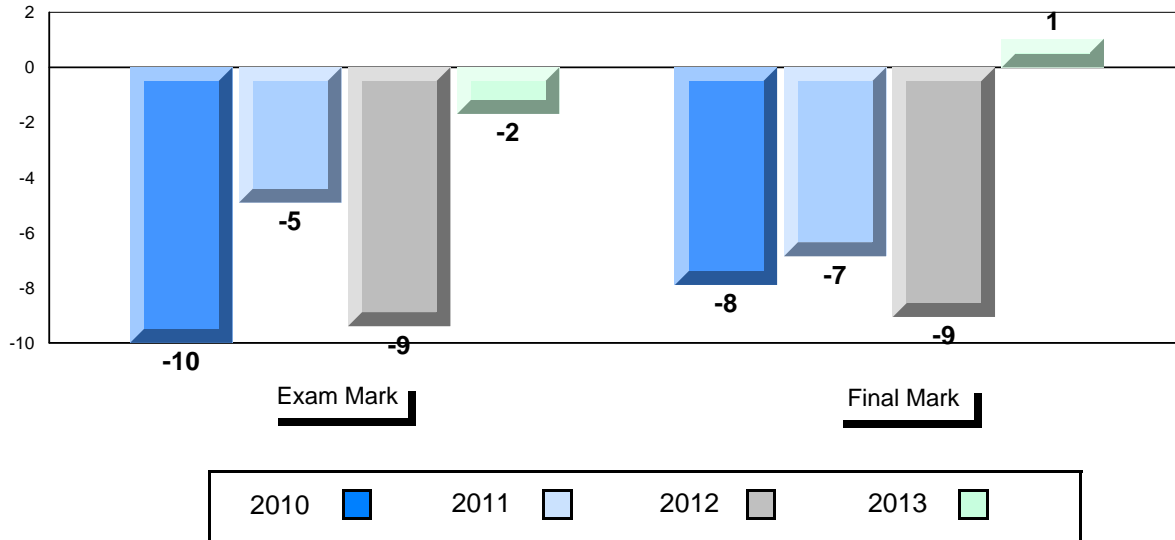
Exam Mark

Final Mark

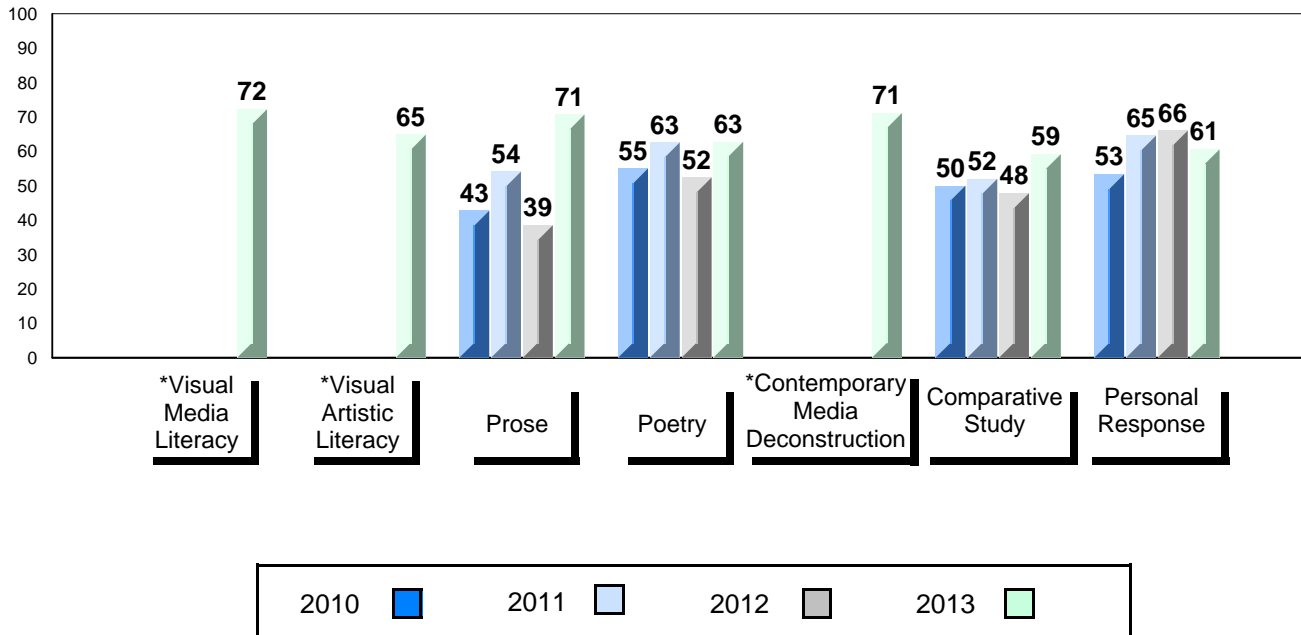


\* Visual Media Literacy, Visual Artistic Literacy and Contemporary Media Deconstruction are new categories introduced in June 2013.

Difference from Provincial Mean, 2010-2013



4 Year Public Exam (Subtest) Mark Trend 2010-2013



\* Visual Media Literacy, Visual Artistic Literacy and Contemporary Media Deconstruction are new categories introduced in June 2013.

District 3 - Nova Central

#153 - Cape John Collegiate, La Scie

Grades: 7-12

Number of Students 12

**English 3201**

School  
District  
Province

**Public Exam Mark**

School vs District

School vs Province

66.3  
67.8  
68.6



**Final Mark**

School vs District

School vs Province

68.1  
68.7  
69.3



**Subtest**

**Visual Media Literacy**

School  
District  
Province

63.4  
62.5  
65.3



**Visual Artistic Literacy**

School  
District  
Province

65.3  
63.8  
68.6



**Prose**

School  
District  
Province

72.8  
72.9  
73.5



**Poetry**

School  
District  
Province

66.7  
67.6  
69.3



**Contemporary Media Deconstruction**

School  
District  
Province

64.2  
69.4  
69.5



**Comparative Study**

School  
District  
Province

57.9  
61.0  
59.2



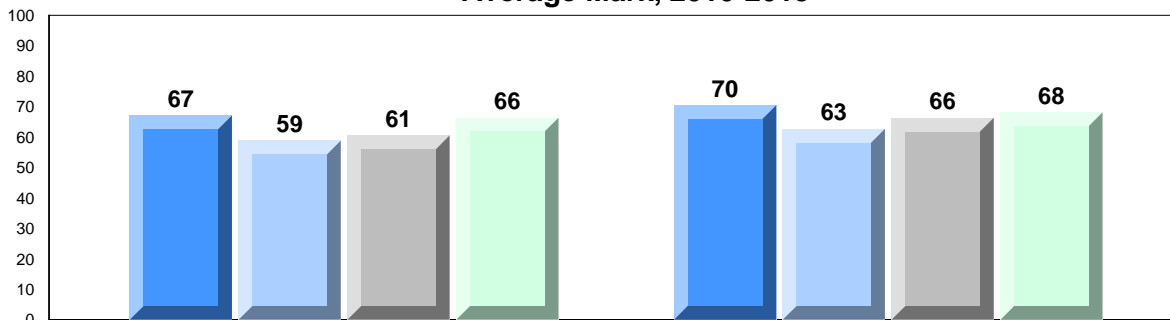
**Personal Response**

School  
District  
Province

54.6  
60.0  
60.6

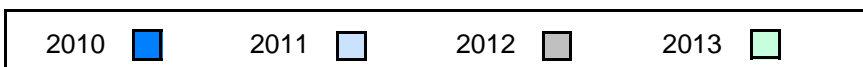


**Average Mark, 2010-2013**



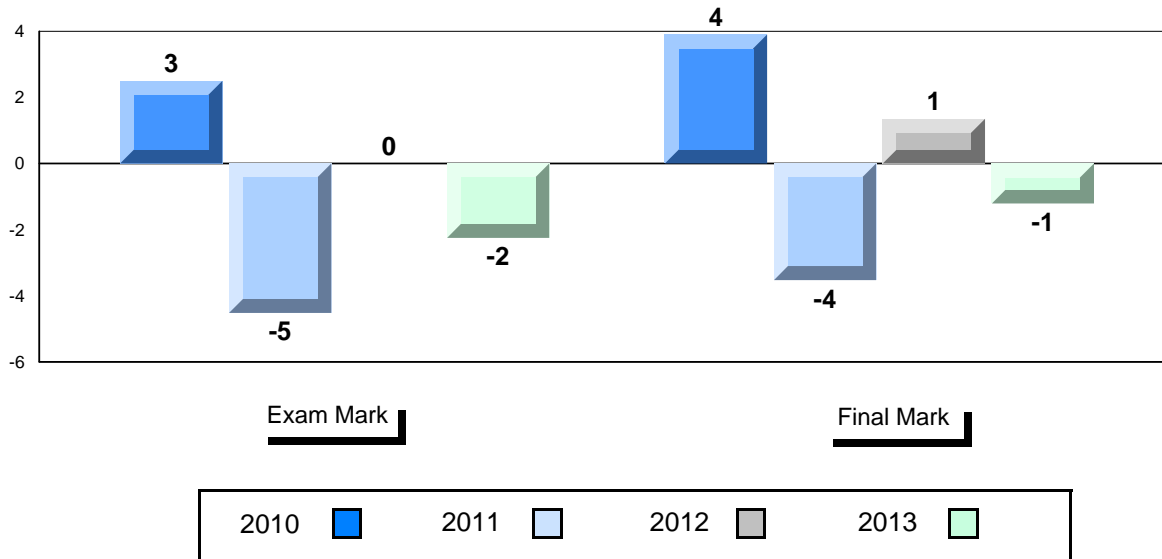
Exam Mark

Final Mark

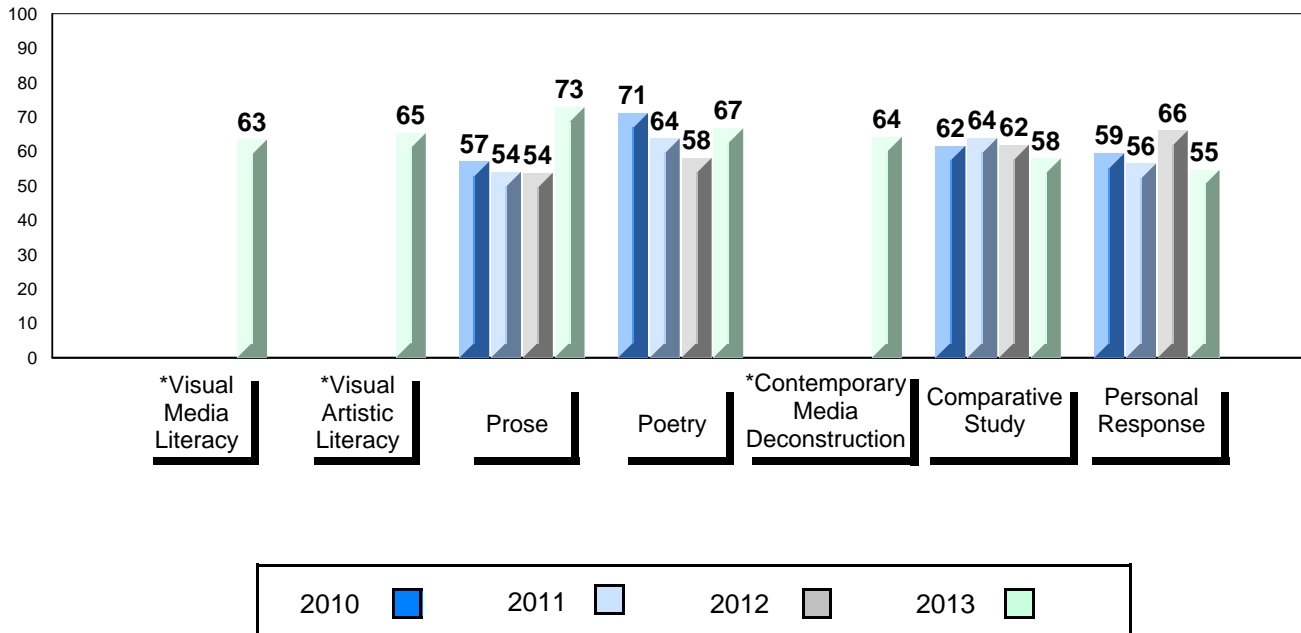


\* Visual Media Literacy, Visual Artistic Literacy and Contemporary Media Deconstruction are new categories introduced in June 2013.

Difference from Provincial Mean, 2010-2013



4 Year Public Exam (Subtest) Mark Trend 2010-2013



\* Visual Media Literacy, Visual Artistic Literacy and Contemporary Media Deconstruction are new categories introduced in June 2013.

**District 3 - Nova Central**

#157 - St. Peter's AG, McCallum

Grades: K,3,6-7,9-12

Number of Students            2

**English 3201**                    School  
   District  
   Province

**Subtest**

**Visual Media Literacy**        School  
   District  
   Province

**Visual Artistic Literacy**    School  
   District  
   Province

**Prose**                                School  
   District  
   Province

**Poetry**                              School  
   District  
   Province

**Contemporary Media Deconstruction**    School  
   District  
   Province

**Comparative Study**            School  
   District  
   Province


**Personal Response**            School  
   District  
   Province

<b>Public Exam Mark</b>	School vs District	School vs Province
<i>School data with 5 or fewer students withheld for reasons of confidentiality.</i>		

<b>Final Mark</b>	School vs District	School vs Province
<i>School data with 5 or fewer students withheld for reasons of confidentiality.</i>		

**Average Mark, 2010-2013**

*School data with 5 or fewer students withheld for reasons of confidentiality.*



\* Visual Media Literacy, Visual Artistic Literacy and Contemporary Media Deconstruction are new categories introduced in June 2013.



District 3 - Nova Central

#158 - MSB Regional Academy, Middle Arm

Grades: K-12

Number of Students 16

**English 3201**

School  
District  
Province

**Public Exam Mark**

School vs District

School vs Province

69.5  
67.8  
68.6



**Final Mark**

School vs District

School vs Province

68.8  
68.7  
69.3



**Subtest**

**Visual Media Literacy**

School  
District  
Province

59.4  
62.5  
65.3



**Visual Artistic Literacy**

School  
District  
Province

81.3  
63.8  
68.6



**Prose**

School  
District  
Province

73.8  
72.9  
73.5



**Poetry**

School  
District  
Province

69.7  
67.6  
69.3



**Contemporary Media Deconstruction**

School  
District  
Province

58.1  
69.4  
69.5



**Comparative Study**

School  
District  
Province

66.7  
61.0  
59.2



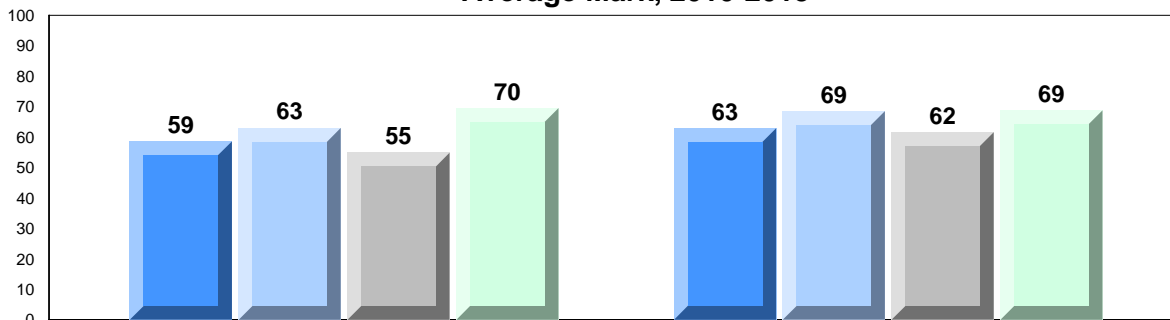
**Personal Response**

School  
District  
Province

56.6  
60.0  
60.6

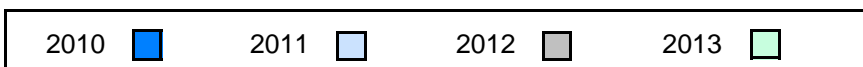


**Average Mark, 2010-2013**



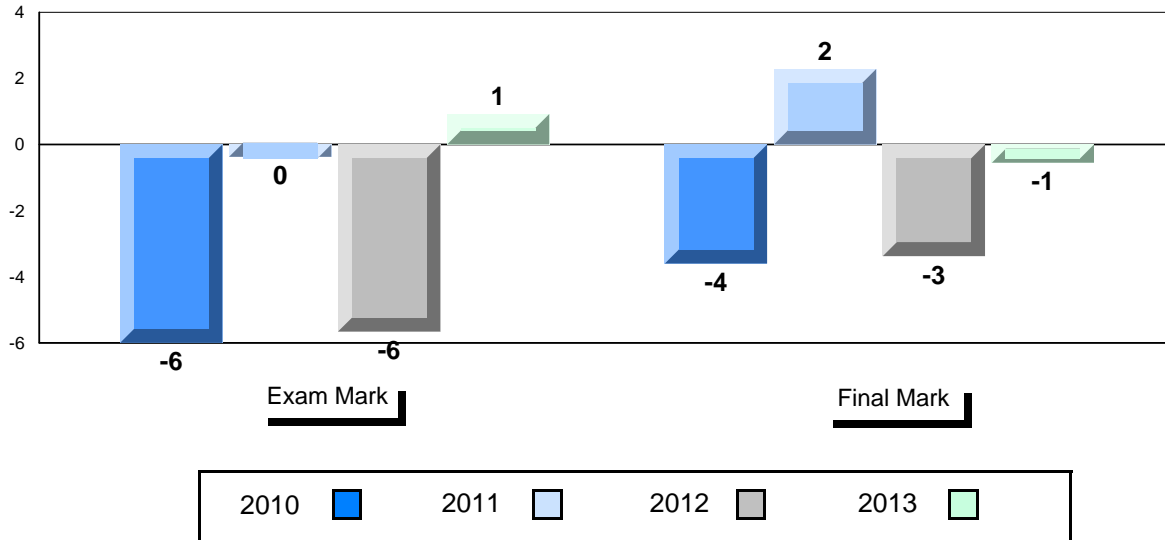
Exam Mark

Final Mark

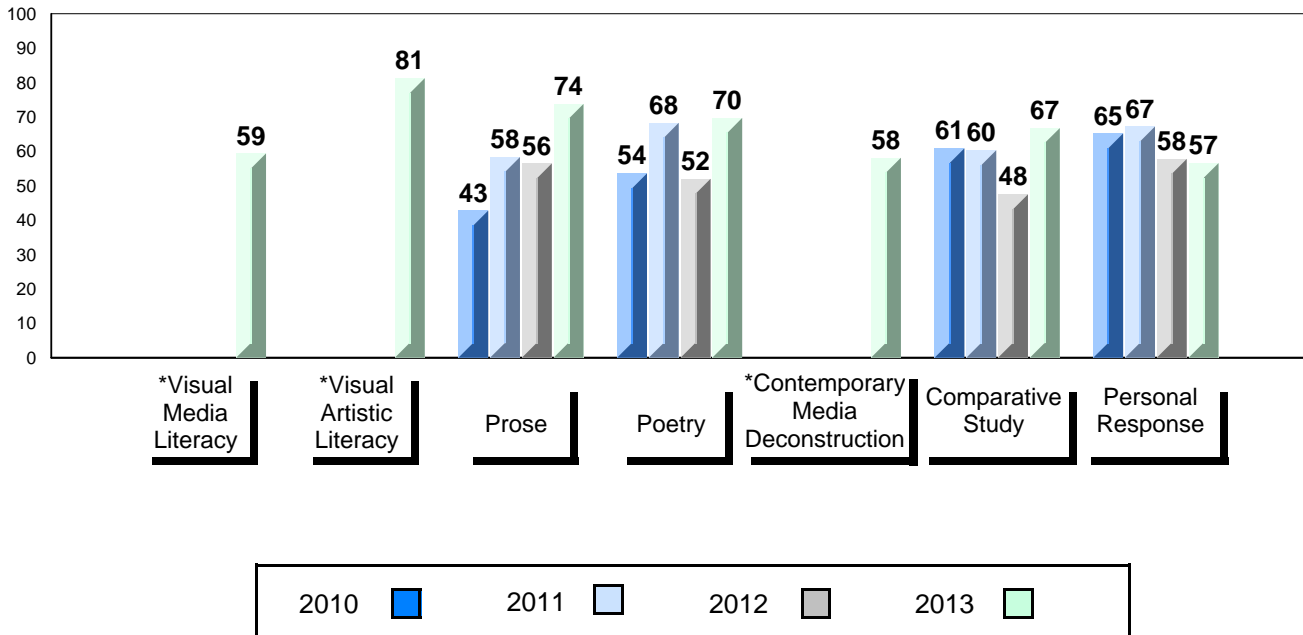


\* Visual Media Literacy, Visual Artistic Literacy and Contemporary Media Deconstruction are new categories introduced in June 2013.

Difference from Provincial Mean, 2010-2013



4 Year Public Exam (Subtest) Mark Trend 2010-2013



\* Visual Media Literacy, Visual Artistic Literacy and Contemporary Media Deconstruction are new categories introduced in June 2013.



District 3 - Nova Central

#162 - Dorset Collegiate, Pilley's Island

Grades: 7-12

Number of Students 18

**English 3201**

School  
District  
Province

**Public Exam Mark**

School vs District      School vs Province

65.8  
67.8  
68.6



**Final Mark**

School vs District

School vs Province

65.1  
68.7  
69.3



**Subtest**

**Visual Media Literacy**

School  
District  
Province

54.9  
62.5  
65.3



**Visual Artistic Literacy**

School  
District  
Province

55.1  
63.8  
68.6



**Prose**

School  
District  
Province

74.0  
72.9  
73.5



**Poetry**

School  
District  
Province

66.3  
67.6  
69.3



**Contemporary Media Deconstruction**

School  
District  
Province

71.1  
69.4  
69.5



**Comparative Study**

School  
District  
Province

55.7  
61.0  
59.2



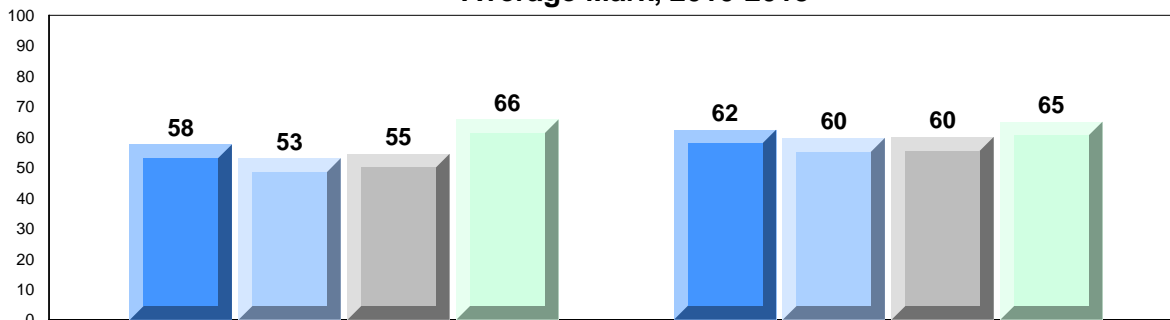
**Personal Response**

School  
District  
Province

60.0  
60.0  
60.6

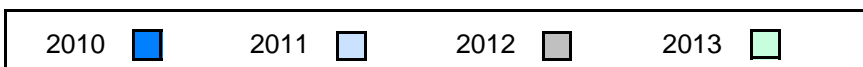


**Average Mark, 2010-2013**



Exam Mark

Final Mark



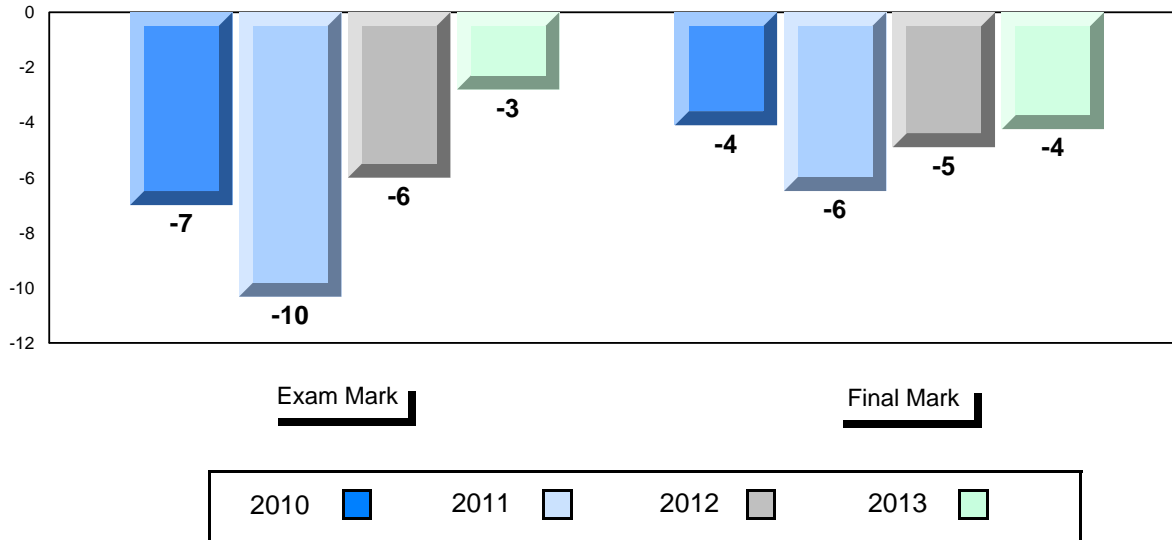
\* Visual Media Literacy, Visual Artistic Literacy and Contemporary Media Deconstruction are new categories introduced in June 2013.

District 3 - Nova Central

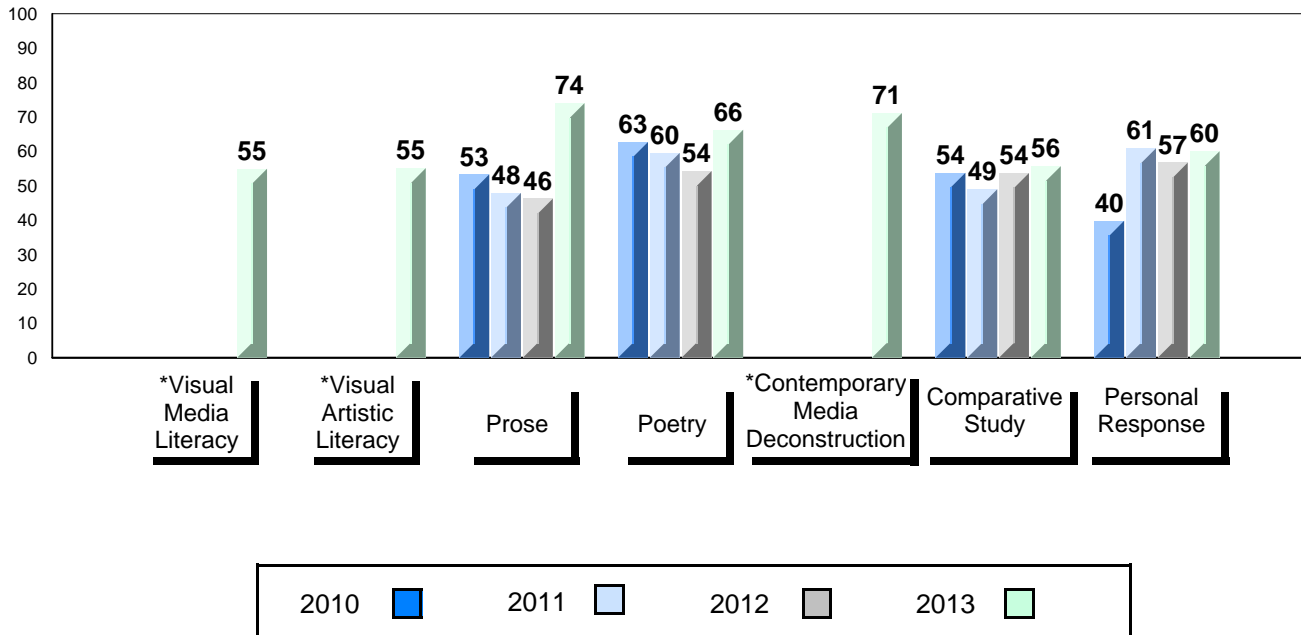
#162 - Dorset Collegiate, Pilley's Island

Grades: 7-12

Difference from Provincial Mean, 2010-2013



4 Year Public Exam (Subtest) Mark Trend 2010-2013



\* Visual Media Literacy, Visual Artistic Literacy and Contemporary Media Deconstruction are new categories introduced in June 2013.

**District 3 - Nova Central**

#163 - Point Leamington Academy, Point Leamington

Grades: K-12

Number of Students            5

**English 3201**                    School  
   District  
   Province

**Subtest**

**Visual Media Literacy**        School  
   District  
   Province

**Visual Artistic Literacy**    School  
   District  
   Province

**Prose**                                School  
   District  
   Province

**Poetry**                              School  
   District  
   Province

**Contemporary Media Deconstruction**    School  
   District  
   Province

**Comparative Study**            School  
   District  
   Province


**Personal Response**            School  
   District  
   Province

<b>Public Exam Mark</b>	School vs District	School vs Province
<i>School data with 5 or fewer students withheld for reasons of confidentiality.</i>		

<b>Final Mark</b>	School vs District	School vs Province
<i>School data with 5 or fewer students withheld for reasons of confidentiality.</i>		

**Average Mark, 2010-2013**


*School data with 5 or fewer students withheld for reasons of confidentiality.*



\* Visual Media Literacy, Visual Artistic Literacy and Contemporary Media Deconstruction are new categories introduced in June 2013.

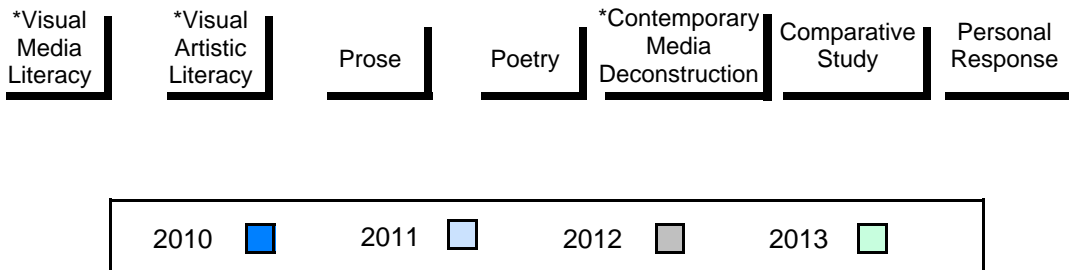
**Difference from Provincial Mean, 2010-2013**

*School data with 5 or fewer students withheld for reasons of confidentiality.*



**4 Year Public Exam (Subtest) Mark Trend 2010-2013**

*School data with 5 or fewer students withheld for reasons of confidentiality.*



\* Visual Media Literacy, Visual Artistic Literacy and Contemporary Media Deconstruction are new categories introduced in June 2013.

**District 3 - Nova Central**

#165 - St. Stephen's AG, Rencontre East

Grades: K-5,7-10,12

Number of Students            3

**English 3201**                    School  
   District  
   Province

**Subtest**

**Visual Media Literacy**        School  
   District  
   Province

**Visual Artistic Literacy**    School  
   District  
   Province

**Prose**                                School  
   District  
   Province

**Poetry**                              School  
   District  
   Province

**Contemporary Media Deconstruction**    School  
   District  
   Province

**Comparative Study**            School  
   District  
   Province


**Personal Response**            School  
   District  
   Province

<b>Public Exam Mark</b>	School vs District	School vs Province
<i>School data with 5 or fewer students withheld for reasons of confidentiality.</i>		

<b>Final Mark</b>	School vs District	School vs Province
<i>School data with 5 or fewer students withheld for reasons of confidentiality.</i>		

**Average Mark, 2010-2013**

*School data with 5 or fewer students withheld for reasons of confidentiality.*



\* Visual Media Literacy, Visual Artistic Literacy and Contemporary Media Deconstruction are new categories introduced in June 2013.



**District 3 - Nova Central**

#171 - Indian River High School, Springdale

Grades: 7-12

Number of Students      31

**English 3201**

School  
District  
Province

**Public Exam Mark**

School vs District

School vs Province

63.2  
67.8  
68.6



**Final Mark**

School vs District

School vs Province

66.6  
68.7  
69.3



**Subtest**

**Visual Media Literacy**

School  
District  
Province

59.0  
62.5  
65.3



**Visual Artistic Literacy**

School  
District  
Province

62.1  
63.8  
68.6



**Prose**

School  
District  
Province

63.6  
72.9  
73.5



**Poetry**

School  
District  
Province

61.1  
67.6  
69.3



**Contemporary Media Deconstruction**

School  
District  
Province

70.0  
69.4  
69.5



**Comparative Study**

School  
District  
Province

58.1  
61.0  
59.2



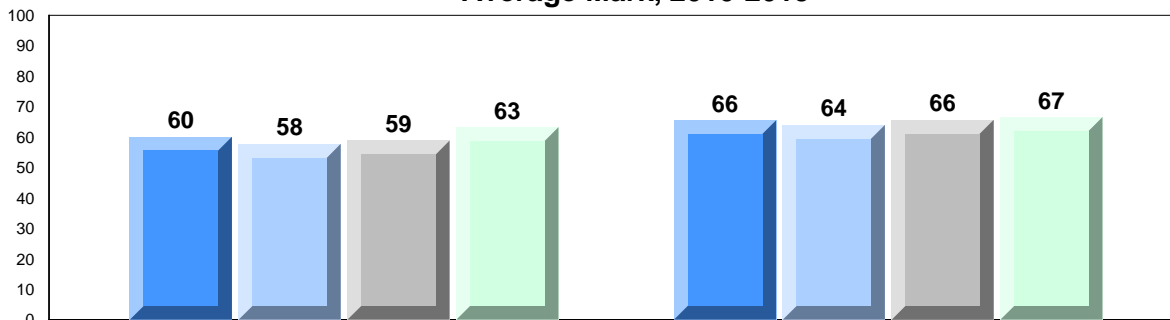
**Personal Response**

School  
District  
Province

59.2  
60.0  
60.6

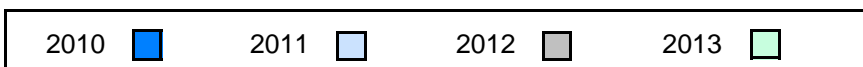


**Average Mark, 2010-2013**



Exam Mark

Final Mark



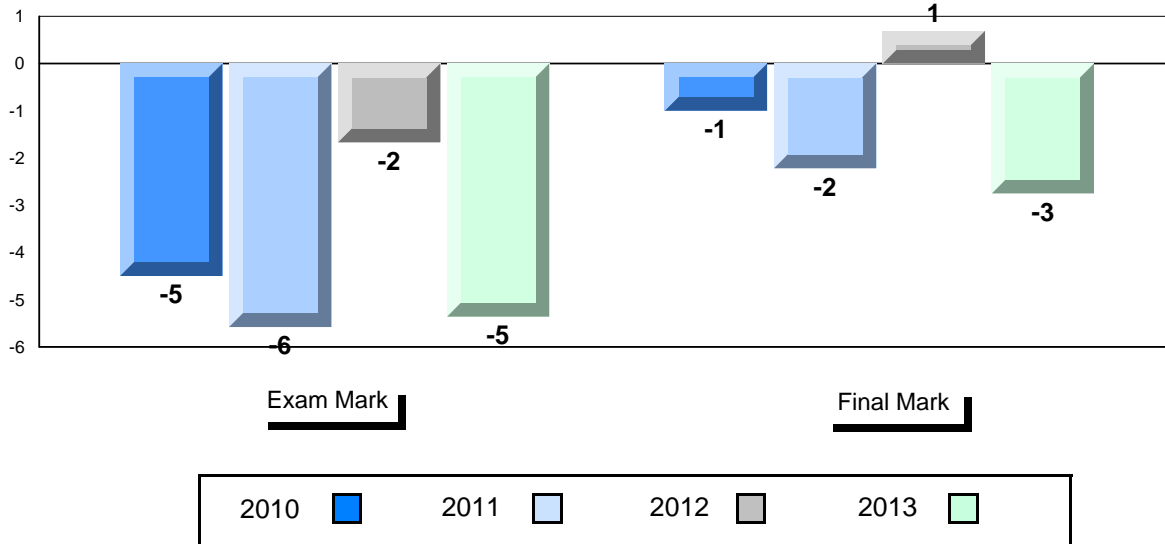
\* Visual Media Literacy, Visual Artistic Literacy and Contemporary Media Deconstruction are new categories introduced in June 2013.

District 3 - Nova Central

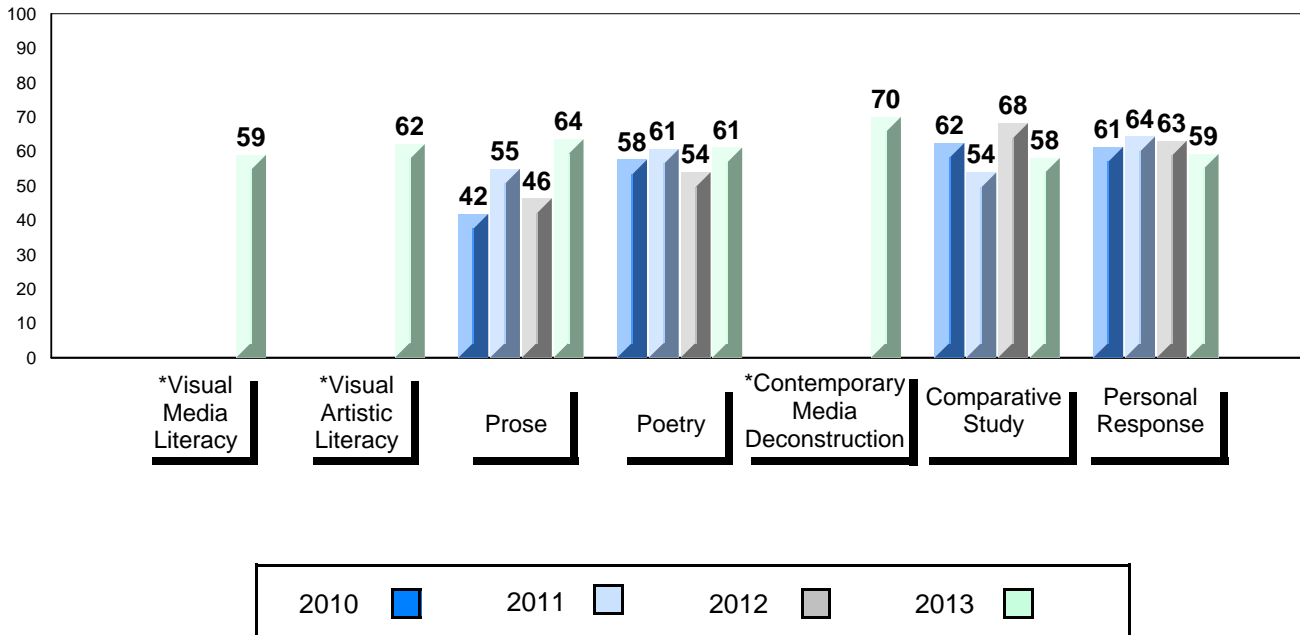
#171 - Indian River High School, Springdale

Grades: 7-12

Difference from Provincial Mean, 2010-2013



4 Year Public Exam (Subtest) Mark Trend 2010-2013



\* Visual Media Literacy, Visual Artistic Literacy and Contemporary Media Deconstruction are new categories introduced in June 2013.



**District 3 - Nova Central**

#174 - St. Peter's Academy, Westport

Grades: K-2,5-8,10-12

Number of Students            3

**English 3201**                    School  
   District  
   Province

**Subtest**

**Visual Media Literacy**        School  
   District  
   Province

**Visual Artistic Literacy**    School  
   District  
   Province

**Prose**                                School  
   District  
   Province

**Poetry**                              School  
   District  
   Province

**Contemporary Media Deconstruction**    School  
   District  
   Province

**Comparative Study**            School  
   District  
   Province


**Personal Response**            School  
   District  
   Province

<b>Public Exam Mark</b>	School vs District	School vs Province
<i>School data with 5 or fewer students withheld for reasons of confidentiality.</i>		

<b>Final Mark</b>	School vs District	School vs Province
<i>School data with 5 or fewer students withheld for reasons of confidentiality.</i>		

**Average Mark, 2010-2013**


*School data with 5 or fewer students withheld for reasons of confidentiality.*



\* Visual Media Literacy, Visual Artistic Literacy and Contemporary Media Deconstruction are new categories introduced in June 2013.

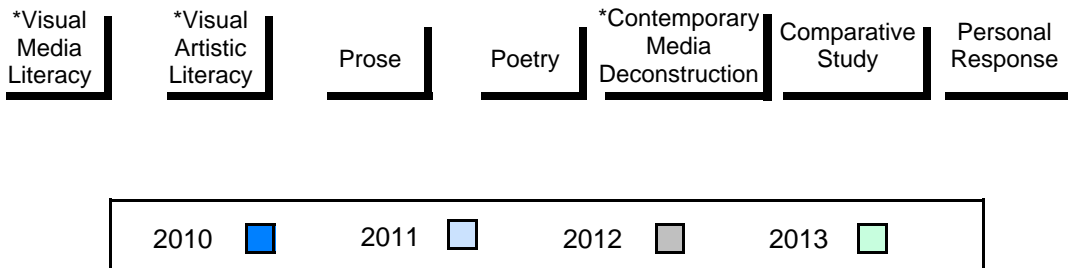
**Difference from Provincial Mean, 2010-2013**

*School data with 5 or fewer students withheld for reasons of confidentiality.*



**4 Year Public Exam (Subtest) Mark Trend 2010-2013**

*School data with 5 or fewer students withheld for reasons of confidentiality.* <sup>100</sup>



\* Visual Media Literacy, Visual Artistic Literacy and Contemporary Media Deconstruction are new categories introduced in June 2013.

**District 3 - Nova Central**

#178 - Phoenix Academy, Carmanville

Grades: K-12

Number of Students **8**

**English 3201**

School  
District  
Province

**Public Exam Mark**

School vs District

School vs Province

66.1  
67.8  
68.6



**Final Mark**

School vs District

School vs Province

66.5  
68.7  
69.3



**Subtest**

**Visual Media Literacy**

School  
District  
Province

53.5  
62.5  
65.3



**Visual Artistic Literacy**

School  
District  
Province

64.6  
63.8  
68.6



**Prose**

School  
District  
Province

65.0  
72.9  
73.5



**Poetry**

School  
District  
Province

69.4  
67.6  
69.3



**Contemporary Media Deconstruction**

School  
District  
Province

67.5  
69.4  
69.5



**Comparative Study**

School  
District  
Province

65.0  
61.0  
59.2



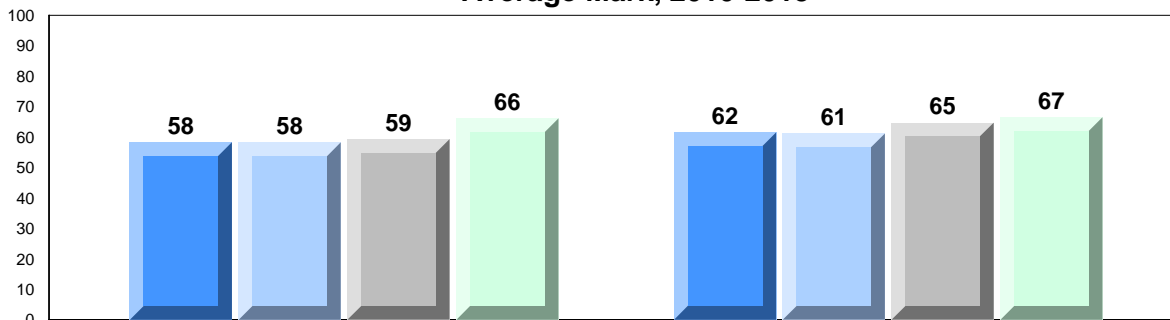
**Personal Response**

School  
District  
Province

58.1  
60.0  
60.6

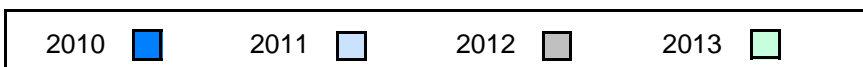


**Average Mark, 2010-2013**



Exam Mark

Final Mark



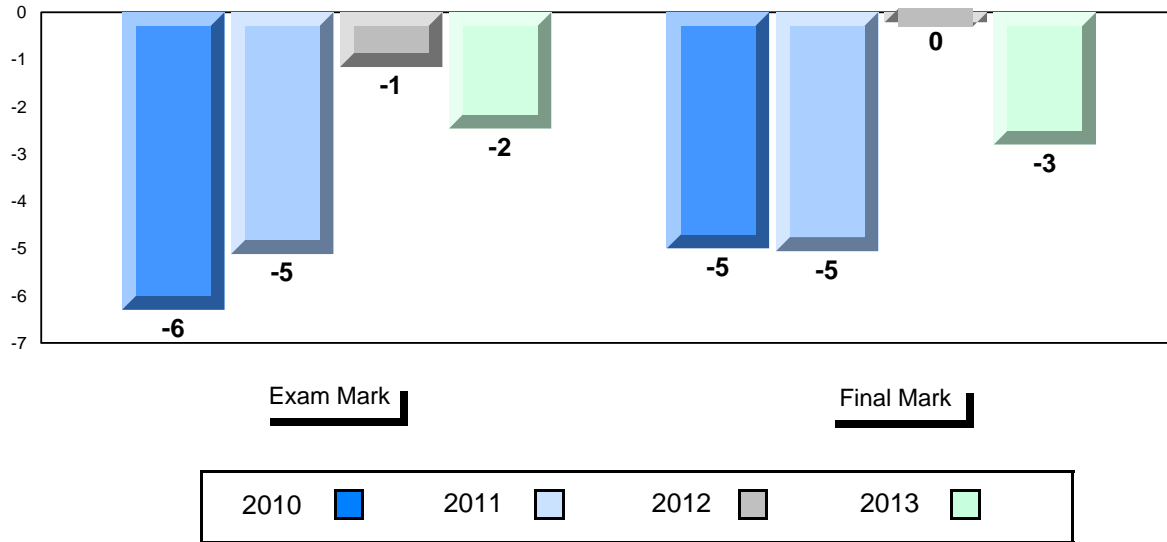
\* Visual Media Literacy, Visual Artistic Literacy and Contemporary Media Deconstruction are new categories introduced in June 2013.

District 3 - Nova Central

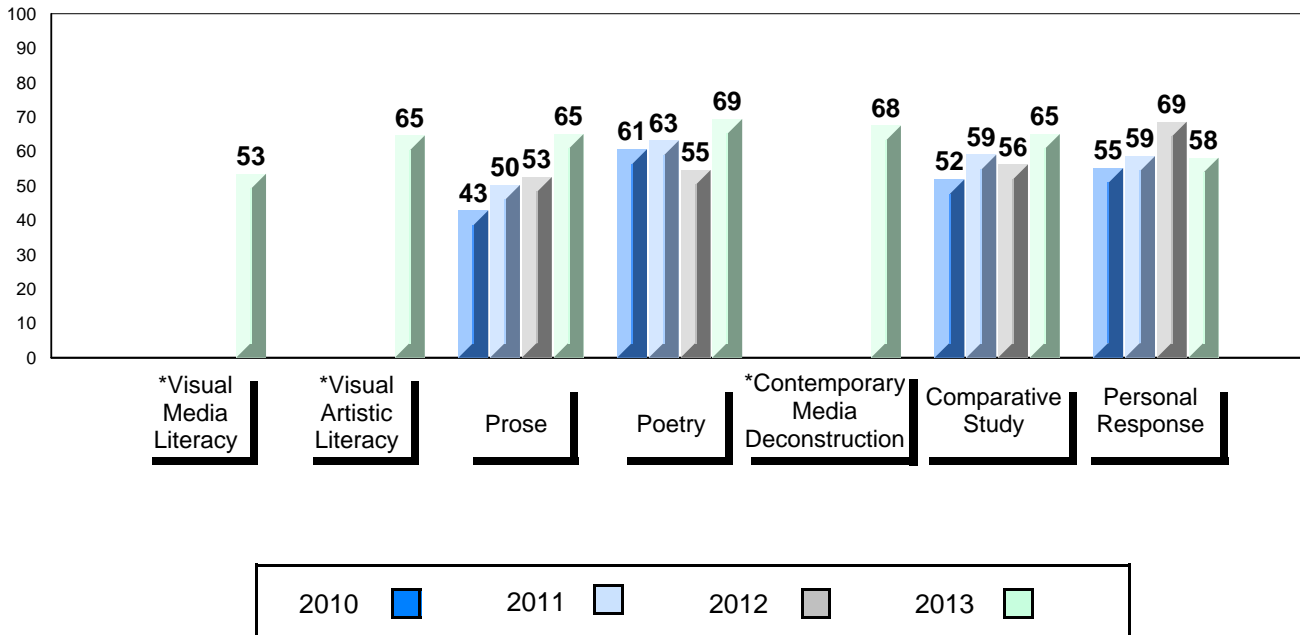
#178 - Phoenix Academy, Carmanville

Grades: K-12

Difference from Provincial Mean, 2010-2013



4 Year Public Exam (Subtest) Mark Trend 2010-2013



\* Visual Media Literacy, Visual Artistic Literacy and Contemporary Media Deconstruction are new categories introduced in June 2013.

**District 3 - Nova Central**

#187 - Jane Collins Academy, Hare Bay

Grades: 10-12

Number of Students 18

**English 3201**

School  
District  
Province

**Public Exam Mark**

School vs District      School vs Province

58.1  
67.8  
68.6



**Final Mark**

School vs District      School vs Province

61.4  
68.7  
69.3



**Subtest**

**Visual Media Literacy**

School  
District  
Province

45.7  
62.5  
65.3



**Visual Artistic Literacy**

School  
District  
Province

55.6  
63.8  
68.6



**Prose**

School  
District  
Province

62.7  
72.9  
73.5



**Poetry**

School  
District  
Province

63.3  
67.6  
69.3



**Contemporary Media Deconstruction**

School  
District  
Province

64.4  
69.4  
69.5



**Comparative Study**

School  
District  
Province

42.9  
61.0  
59.2



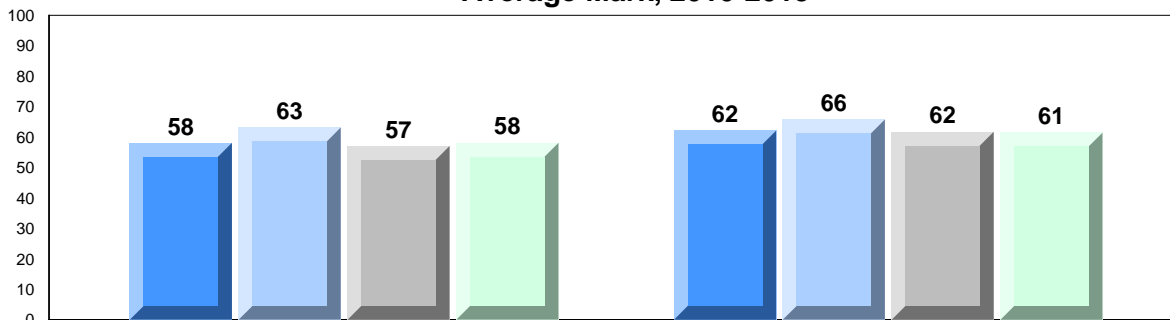
**Personal Response**

School  
District  
Province

57.2  
60.0  
60.6

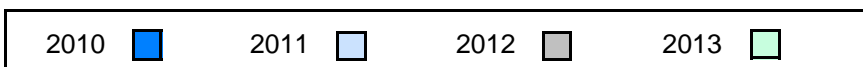


**Average Mark, 2010-2013**



Exam Mark

Final Mark



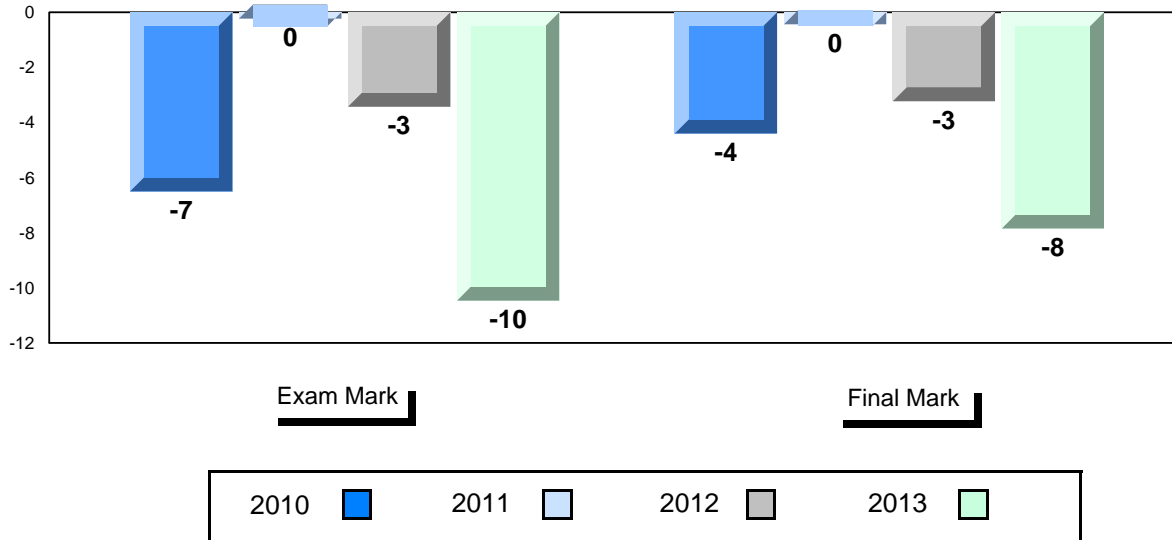
\* Visual Media Literacy, Visual Artistic Literacy and Contemporary Media Deconstruction are new categories introduced in June 2013.

District 3 - Nova Central

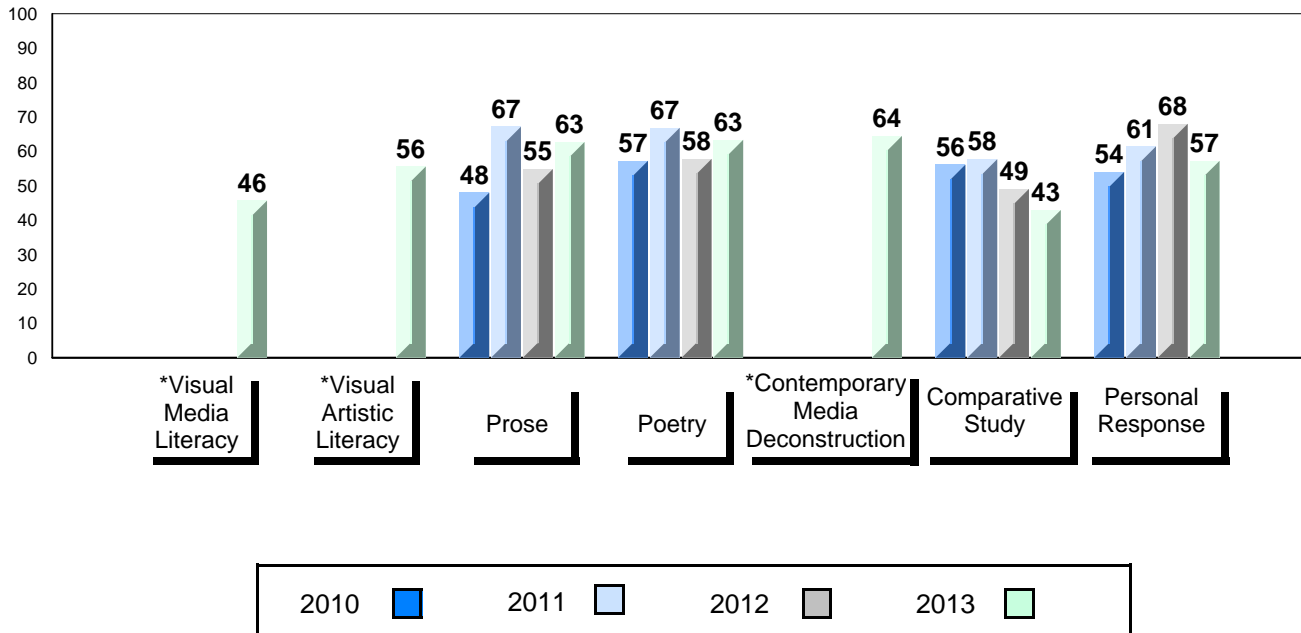
#187 - Jane Collins Academy, Hare Bay

Grades: 10-12

Difference from Provincial Mean, 2010-2013



4 Year Public Exam (Subtest) Mark Trend 2010-2013



\* Visual Media Literacy, Visual Artistic Literacy and Contemporary Media Deconstruction are new categories introduced in June 2013.

**District 3 - Nova Central**

#190 - Lewisporte Collegiate, Lewisporte

Grades: 10-12

Number of Students 54

**English 3201**

School  
District  
Province

**Public Exam Mark**

School vs District      School vs Province

70.8  
67.8  
68.6



**Final Mark**

School vs District      School vs Province

70.7  
68.7  
69.3



**Subtest**

**Visual Media Literacy**

School  
District  
Province

64.4  
62.5  
65.3



**Visual Artistic Literacy**

School  
District  
Province

62.5  
63.8  
68.6



**Prose**

School  
District  
Province

73.5  
72.9  
73.5



**Poetry**

School  
District  
Province

69.5  
67.6  
69.3



**Contemporary Media Deconstruction**

School  
District  
Province

69.1  
69.4  
69.5



**Comparative Study**

School  
District  
Province

71.4  
61.0  
59.2



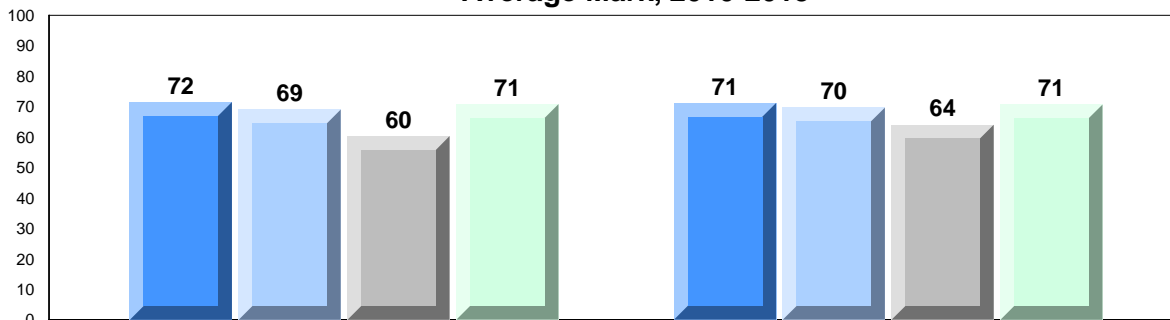
**Personal Response**

School  
District  
Province

65.1  
60.0  
60.6

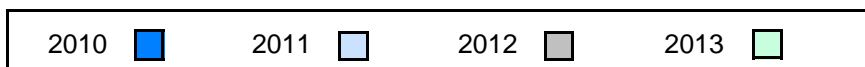


**Average Mark, 2010-2013**



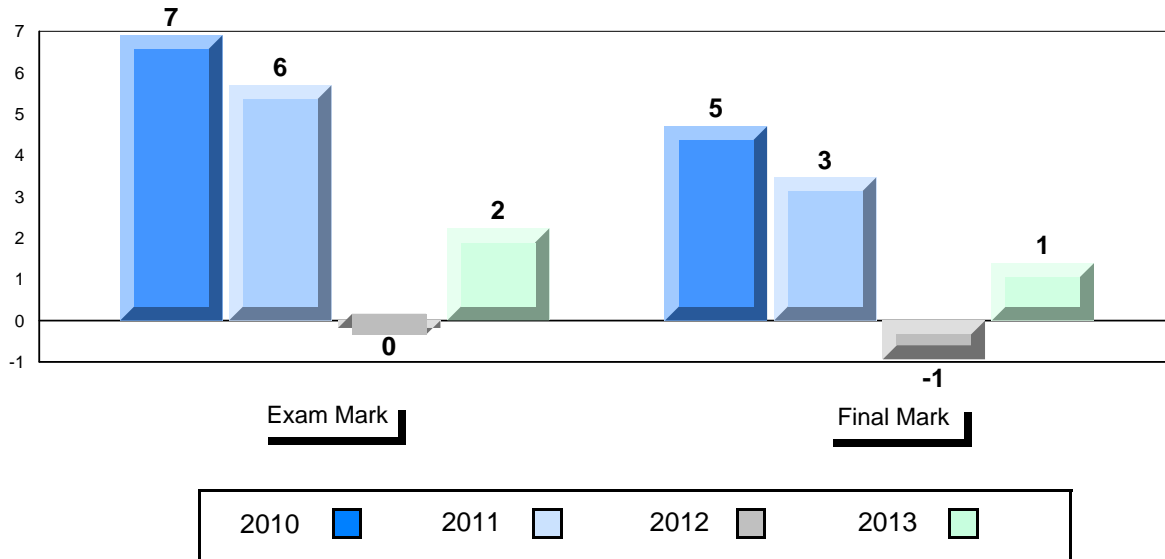
Exam Mark

Final Mark

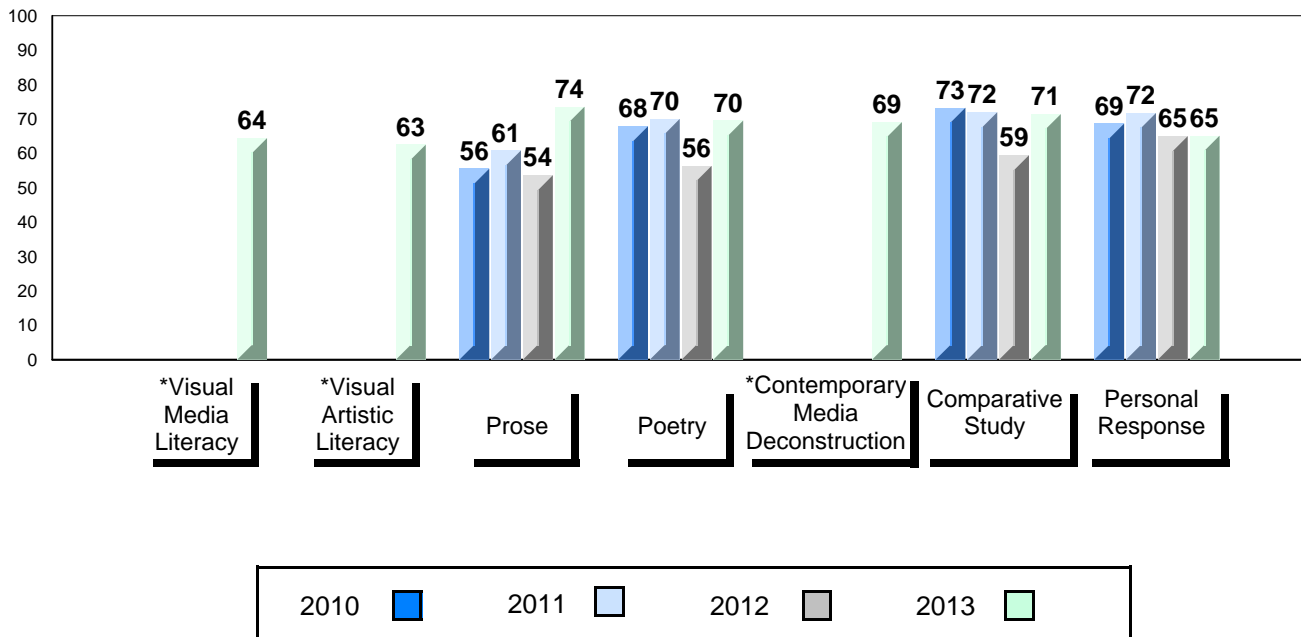


\* Visual Media Literacy, Visual Artistic Literacy and Contemporary Media Deconstruction are new categories introduced in June 2013.

Difference from Provincial Mean, 2010-2013



4 Year Public Exam (Subtest) Mark Trend 2010-2013



\* Visual Media Literacy, Visual Artistic Literacy and Contemporary Media Deconstruction are new categories introduced in June 2013.



District 3 - Nova Central

#194 - Gill Memorial Academy, Musgrave Harbour

Grades: K-12

Number of Students            8

**English 3201**

School  
District  
Province

**Public Exam Mark**

School vs District

School vs Province

65.6  
67.8  
68.6



**Final Mark**

School vs District

School vs Province

66.9  
68.7  
69.3



**Subtest**

**Visual Media Literacy**

School  
District  
Province

61.8  
62.5  
65.3



**Visual Artistic Literacy**

School  
District  
Province

75.0  
63.8  
68.6



**Prose**

School  
District  
Province

70.5  
72.9  
73.5



**Poetry**

School  
District  
Province

63.1  
67.6  
69.3



**Contemporary Media Deconstruction**

School  
District  
Province

63.8  
69.4  
69.5



**Comparative Study**

School  
District  
Province

52.2  
61.0  
59.2



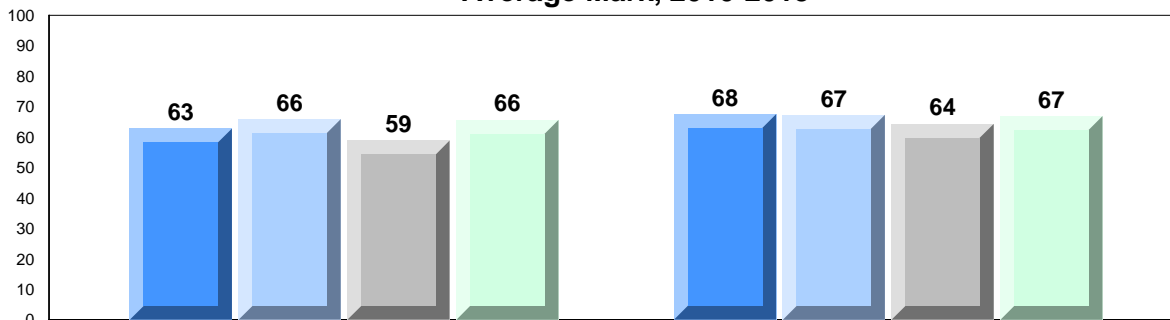
**Personal Response**

School  
District  
Province

61.9  
60.0  
60.6

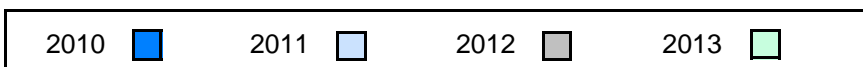


**Average Mark, 2010-2013**



Exam Mark

Final Mark



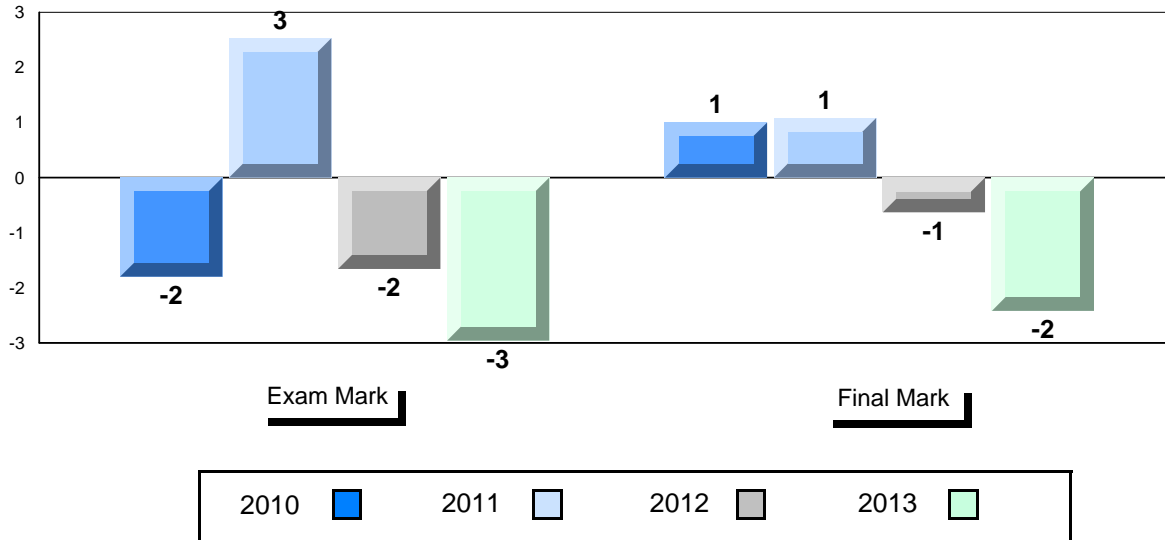
\* Visual Media Literacy, Visual Artistic Literacy and Contemporary Media Deconstruction are new categories introduced in June 2013.

District 3 - Nova Central

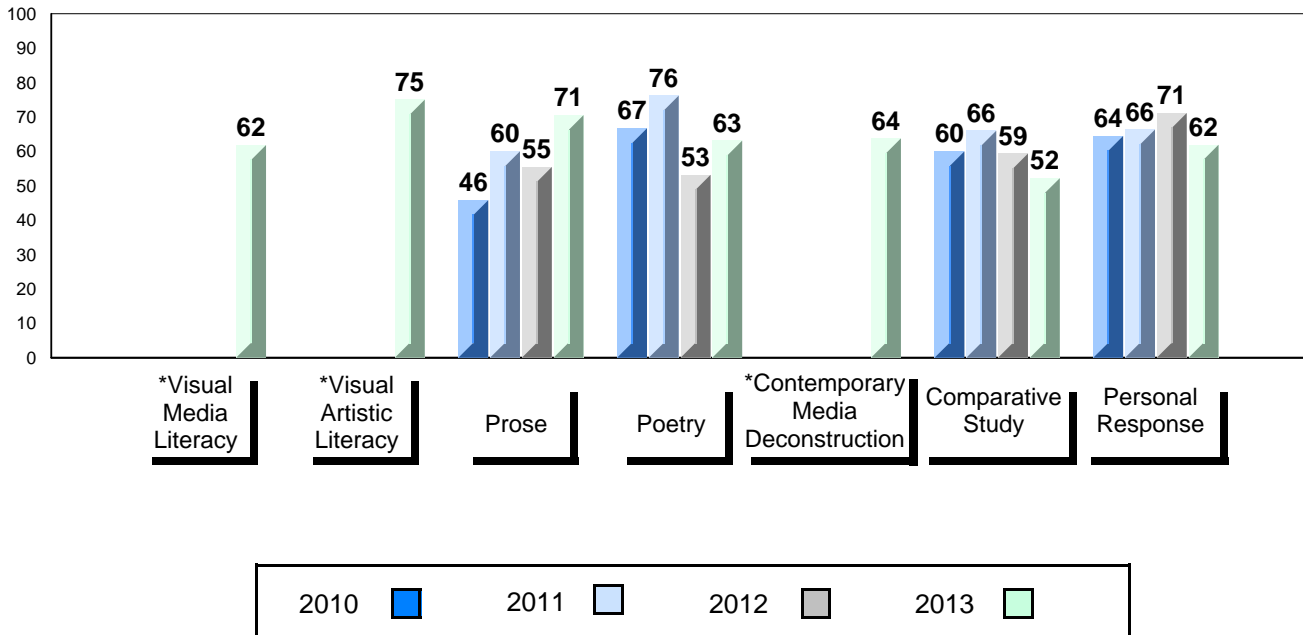
#194 - Gill Memorial Academy, Musgrave Harbour

Grades: K-12

Difference from Provincial Mean, 2010-2013



4 Year Public Exam (Subtest) Mark Trend 2010-2013



\* Visual Media Literacy, Visual Artistic Literacy and Contemporary Media Deconstruction are new categories introduced in June 2013.

**District 3 - Nova Central**

#196 - St. Gabriel's AG, St. Brendan's

Grades: K-2,5-8,10-12

Number of Students            2

**English 3201**                    School  
   District  
   Province

**Subtest**

**Visual Media Literacy**        School  
   District  
   Province

**Visual Artistic Literacy**    School  
   District  
   Province

**Prose**                                School  
   District  
   Province

**Poetry**                              School  
   District  
   Province

**Contemporary Media Deconstruction**    School  
   District  
   Province

**Comparative Study**            School  
   District  
   Province


**Personal Response**            School  
   District  
   Province

<b>Public Exam Mark</b>	School vs District	School vs Province
<i>School data with 5 or fewer students withheld for reasons of confidentiality.</i>		

<b>Final Mark</b>	School vs District	School vs Province
<i>School data with 5 or fewer students withheld for reasons of confidentiality.</i>		

**Average Mark, 2010-2013**


*School data with 5 or fewer students withheld for reasons of confidentiality.*



\* Visual Media Literacy, Visual Artistic Literacy and Contemporary Media Deconstruction are new categories introduced in June 2013.

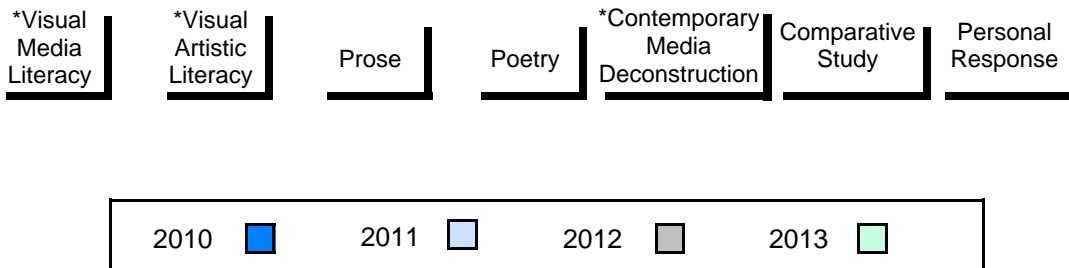
**Difference from Provincial Mean, 2010-2013**

*School data with 5 or fewer students withheld for reasons of confidentiality.*



**4 Year Public Exam (Subtest) Mark Trend 2010-2013**

*School data with 5 or fewer students withheld for reasons of confidentiality.*



\* Visual Media Literacy, Visual Artistic Literacy and Contemporary Media Deconstruction are new categories introduced in June 2013.

District 3 - Nova Central

#201 - J.M. Olds Collegiate, Twillingate

Grades: 7-12

Number of Students 17

**English 3201**

School  
District  
Province

**Public Exam Mark**

School vs District      School vs Province

67.5  
67.8  
68.6



**Final Mark**

School vs District      School vs Province

70.3  
68.7  
69.3



**Subtest**

**Visual Media Literacy**

School  
District  
Province

64.1  
62.5  
65.3



**Visual Artistic Literacy**

School  
District  
Province

66.7  
63.8  
68.6



**Prose**

School  
District  
Province

76.7  
72.9  
73.5



**Poetry**

School  
District  
Province

61.8  
67.6  
69.3



**Contemporary Media Deconstruction**

School  
District  
Province

70.6  
69.4  
69.5



**Comparative Study**

School  
District  
Province

60.2  
61.0  
59.2



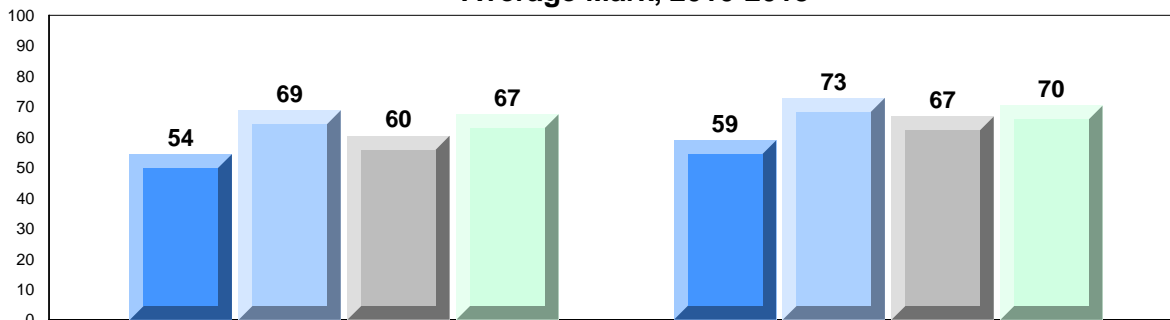
**Personal Response**

School  
District  
Province

57.1  
60.0  
60.6

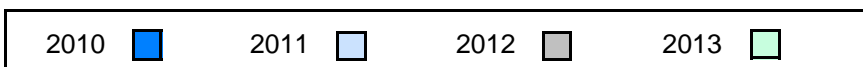


**Average Mark, 2010-2013**



Exam Mark

Final Mark



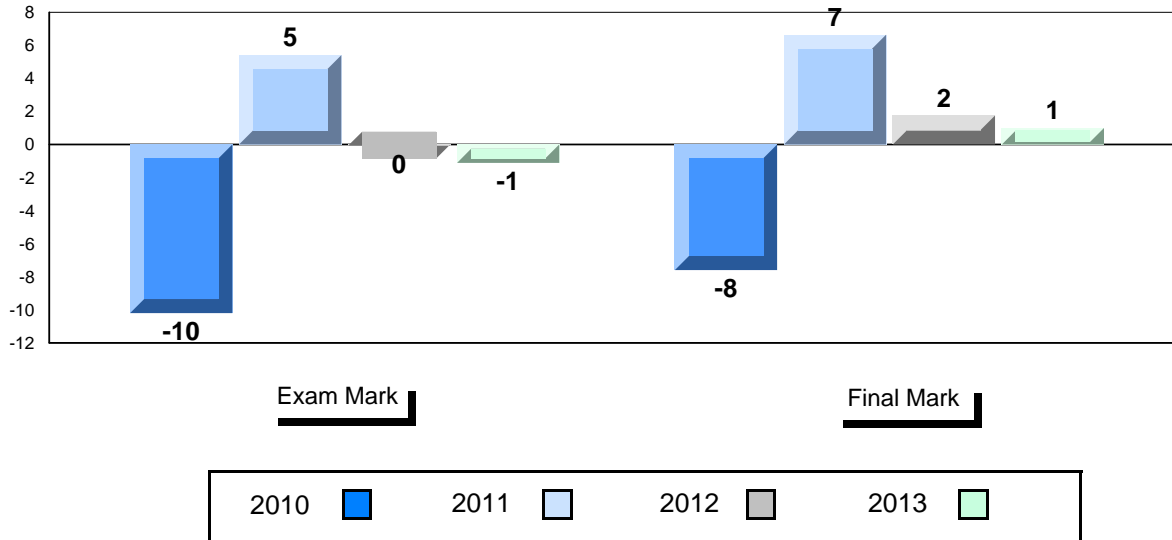
\* Visual Media Literacy, Visual Artistic Literacy and Contemporary Media Deconstruction are new categories introduced in June 2013.

District 3 - Nova Central

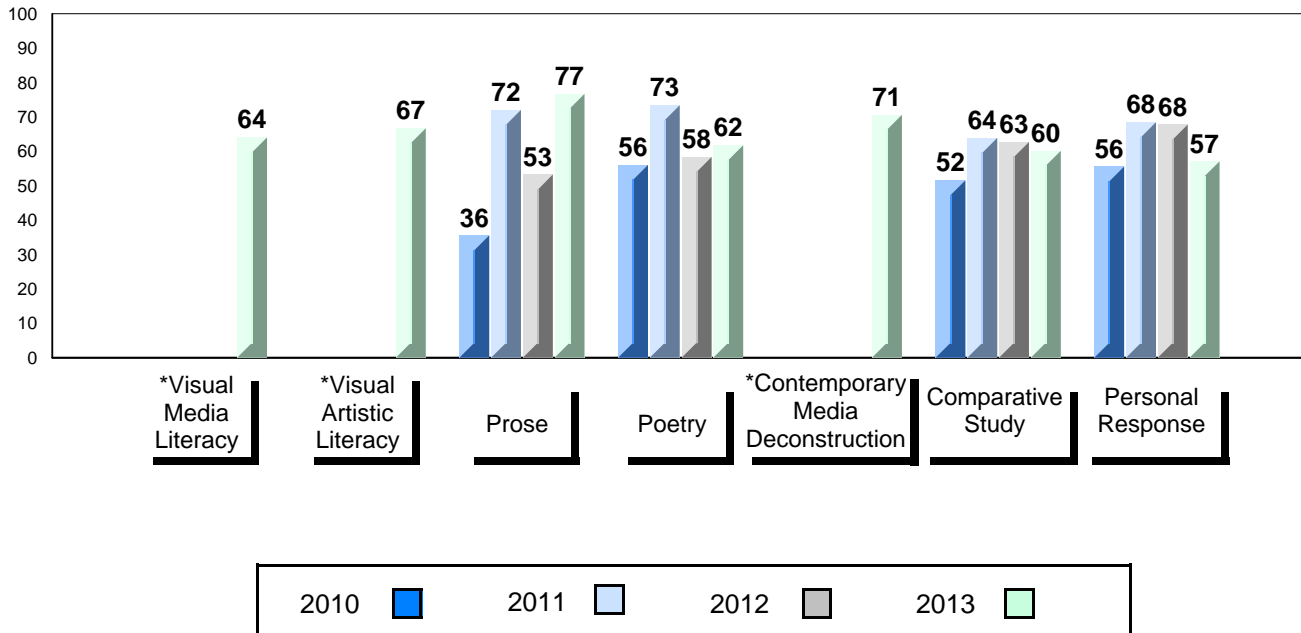
#201 - J.M. Olds Collegiate, Twillingate

Grades: 7-12

Difference from Provincial Mean, 2010-2013



4 Year Public Exam (Subtest) Mark Trend 2010-2013



\* Visual Media Literacy, Visual Artistic Literacy and Contemporary Media Deconstruction are new categories introduced in June 2013.

District 3 - Nova Central

#204 - Pearson Academy, Wesleyville

Grades: K-12

Number of Students 19

**English 3201**

School  
District  
Province

**Public Exam Mark**

School vs District

School vs Province

60.7  
67.8  
68.6



**Final Mark**

School vs District

School vs Province

61.9  
68.7  
69.3



**Subtest**

**Visual Media Literacy**

School  
District  
Province

55.6  
62.5  
65.3



**Visual Artistic Literacy**

School  
District  
Province

54.0  
63.8  
68.6



**Prose**

School  
District  
Province

70.0  
72.9  
73.5



**Poetry**

School  
District  
Province

55.4  
67.6  
69.3



**Contemporary Media Deconstruction**

School  
District  
Province

70.0  
69.4  
69.5



**Comparative Study**

School  
District  
Province

49.1  
61.0  
59.2



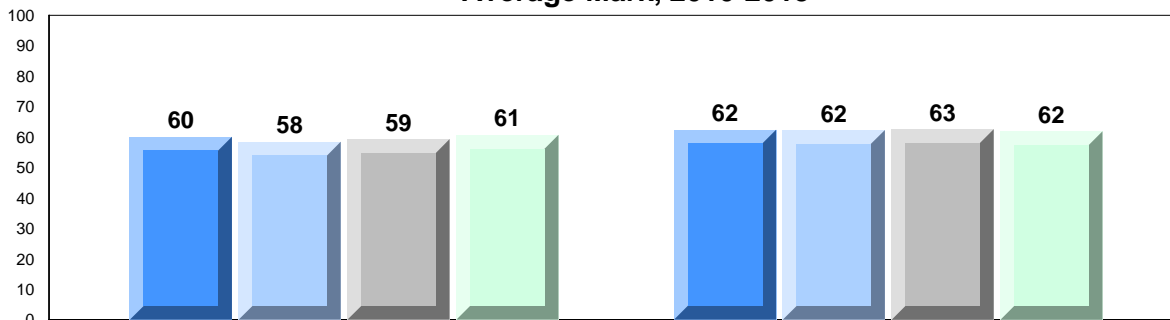
**Personal Response**

School  
District  
Province

57.4  
60.0  
60.6

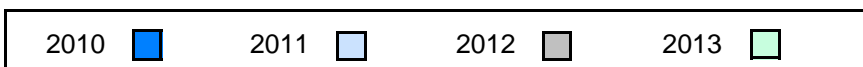


**Average Mark, 2010-2013**



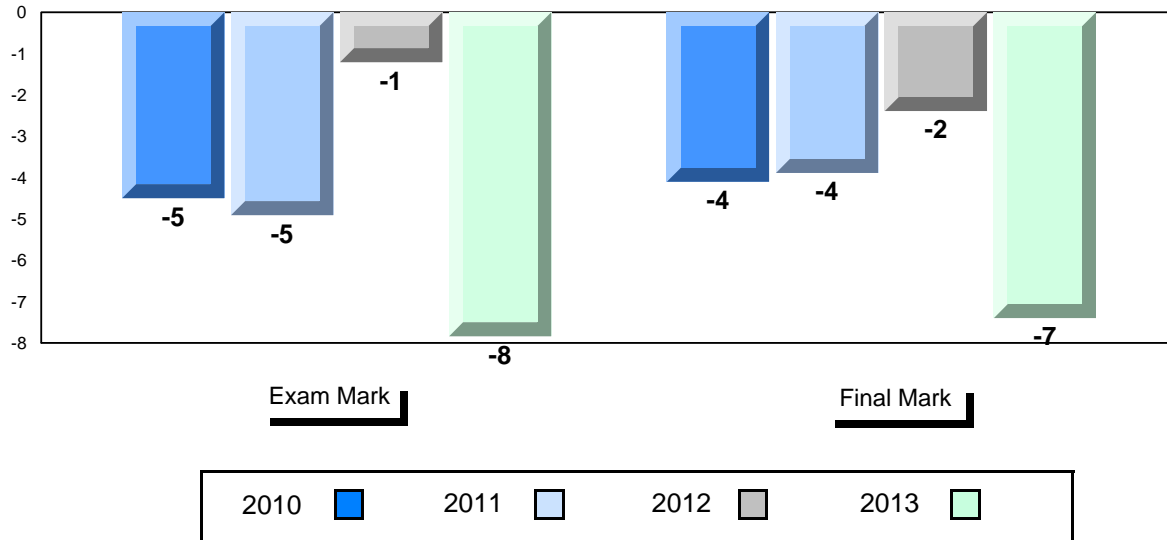
Exam Mark

Final Mark

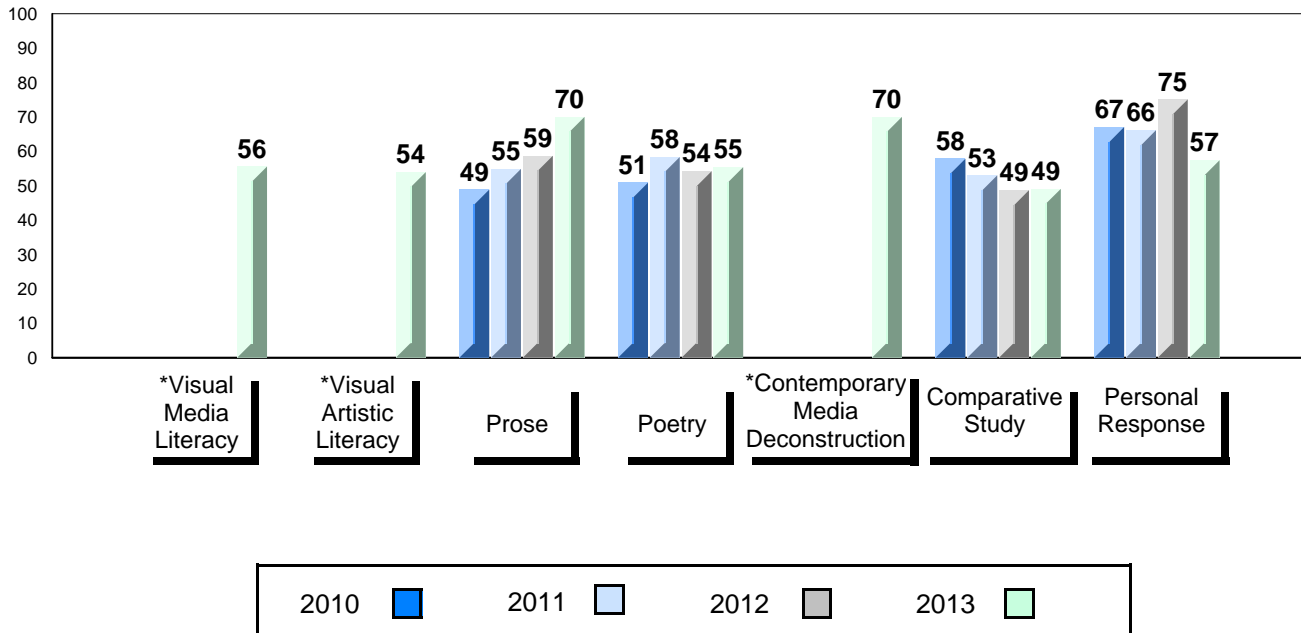


\* Visual Media Literacy, Visual Artistic Literacy and Contemporary Media Deconstruction are new categories introduced in June 2013.

Difference from Provincial Mean, 2010-2013



4 Year Public Exam (Subtest) Mark Trend 2010-2013



\* Visual Media Literacy, Visual Artistic Literacy and Contemporary Media Deconstruction are new categories introduced in June 2013.



District 3 - Nova Central

#206 - Riverwood Academy, Wing's Point

Grades: K-12

Number of Students 10

**English 3201**

School  
District  
Province

**Public Exam Mark**

School vs District

School vs Province

60.2  
67.8  
68.6



**Final Mark**

School vs District

School vs Province

63.6  
68.7  
69.3



**Subtest**

**Visual Media Literacy**

School  
District  
Province

56.1  
62.5  
65.3



**Visual Artistic Literacy**

School  
District  
Province

46.7  
63.8  
68.6



**Prose**

School  
District  
Province

67.4  
72.9  
73.5



**Poetry**

School  
District  
Province

66.0  
67.6  
69.3



**Contemporary Media Deconstruction**

School  
District  
Province

62.0  
69.4  
69.5



**Comparative Study**

School  
District  
Province

42.3  
61.0  
59.2



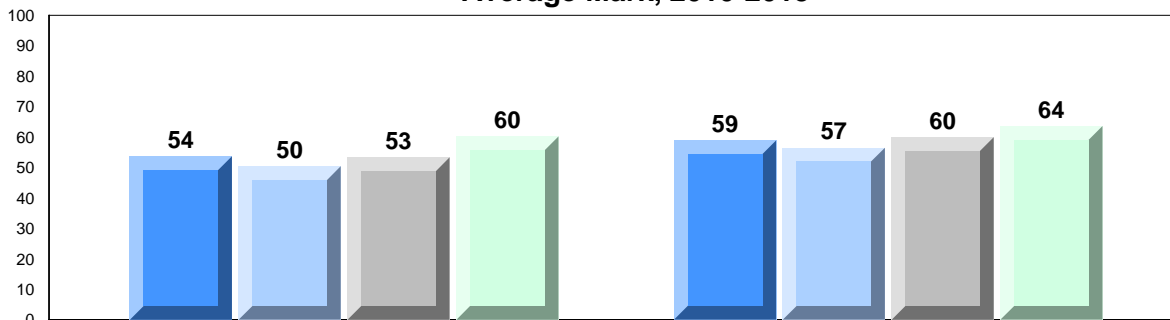
**Personal Response**

School  
District  
Province

58.0  
60.0  
60.6

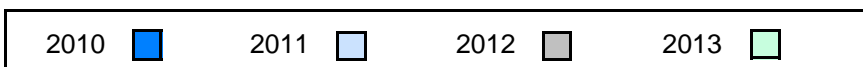


**Average Mark, 2010-2013**



Exam Mark

Final Mark



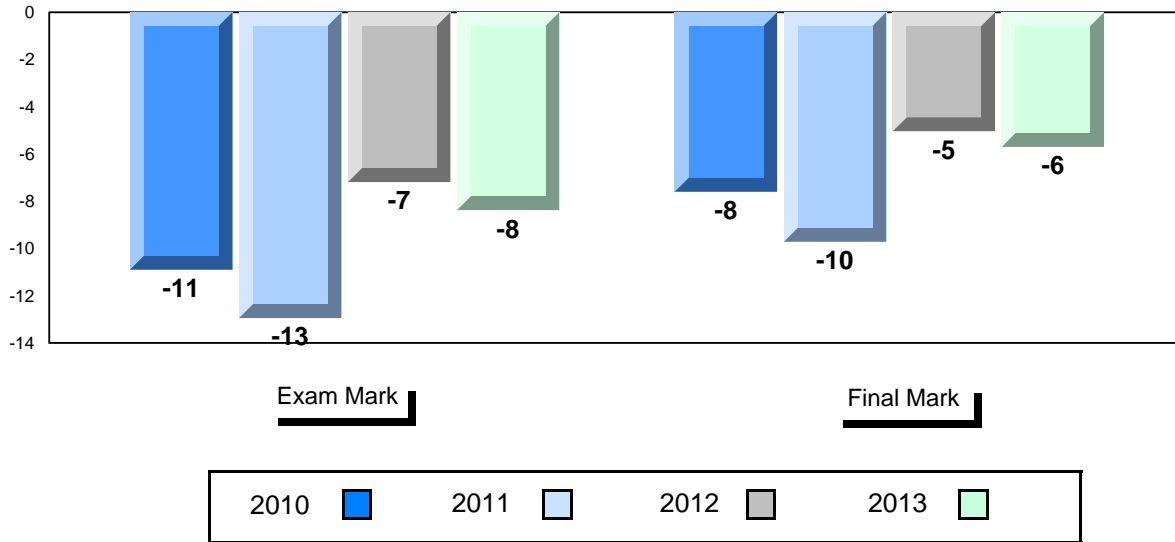
\* Visual Media Literacy, Visual Artistic Literacy and Contemporary Media Deconstruction are new categories introduced in June 2013.

District 3 - Nova Central

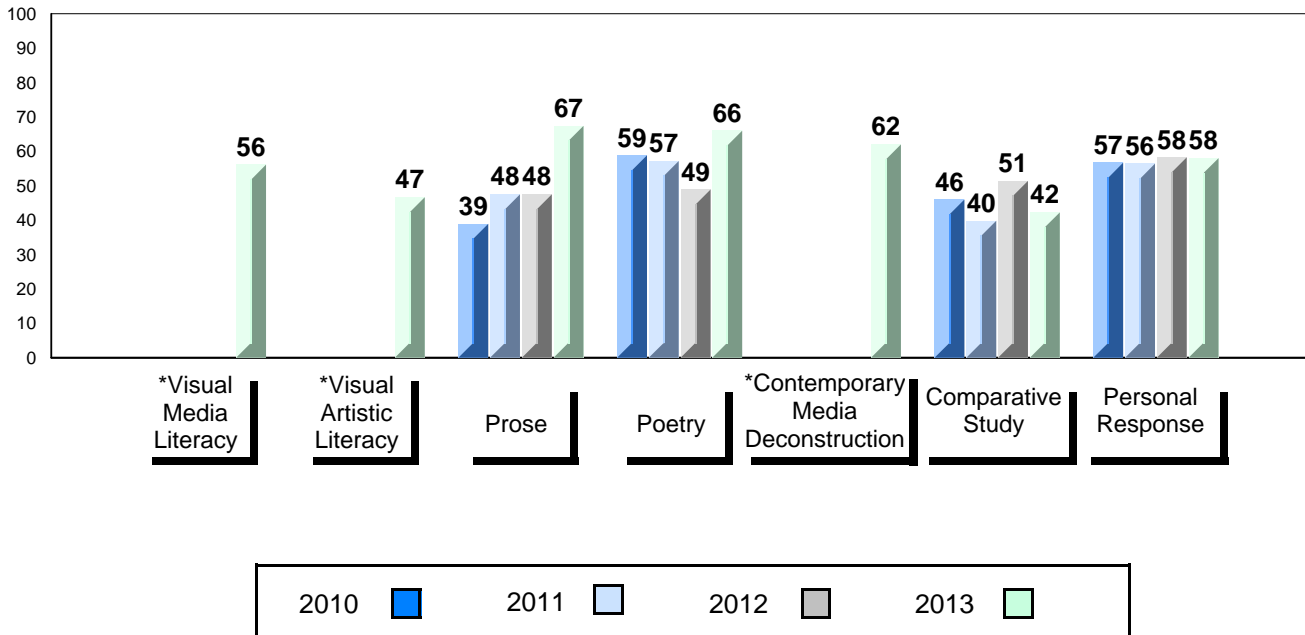
#206 - Riverwood Academy, Wing's Point

Grades: K-12

Difference from Provincial Mean, 2010-2013



4 Year Public Exam (Subtest) Mark Trend 2010-2013



\* Visual Media Literacy, Visual Artistic Literacy and Contemporary Media Deconstruction are new categories introduced in June 2013.

District 3 - Nova Central

#402 - Leo Burke Academy, Bishop's Falls

Grades: 7-12

Number of Students 25

**English 3201**

School  
District  
Province

**Public Exam Mark**

School vs District      School vs Province

74.3  
67.8  
68.6



**Final Mark**

School vs District

School vs Province

72.6  
68.7  
69.3



**Subtest**

**Visual Media Literacy**

School  
District  
Province

64.0  
62.5  
65.3



**Visual Artistic Literacy**

School  
District  
Province

77.0  
63.8  
68.6



**Prose**

School  
District  
Province

76.7  
72.9  
73.5



**Poetry**

School  
District  
Province

74.4  
67.6  
69.3



**Contemporary Media Deconstruction**

School  
District  
Province

74.8  
69.4  
69.5



**Comparative Study**

School  
District  
Province

72.2  
61.0  
59.2



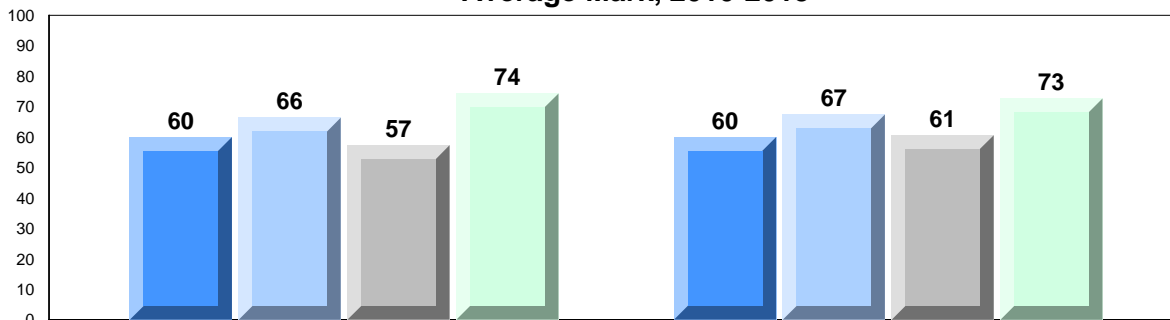
**Personal Response**

School  
District  
Province

64.8  
60.0  
60.6

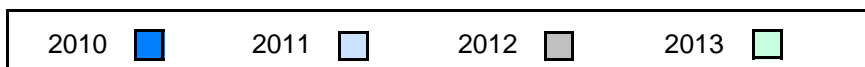


**Average Mark, 2010-2013**



Exam Mark

Final Mark



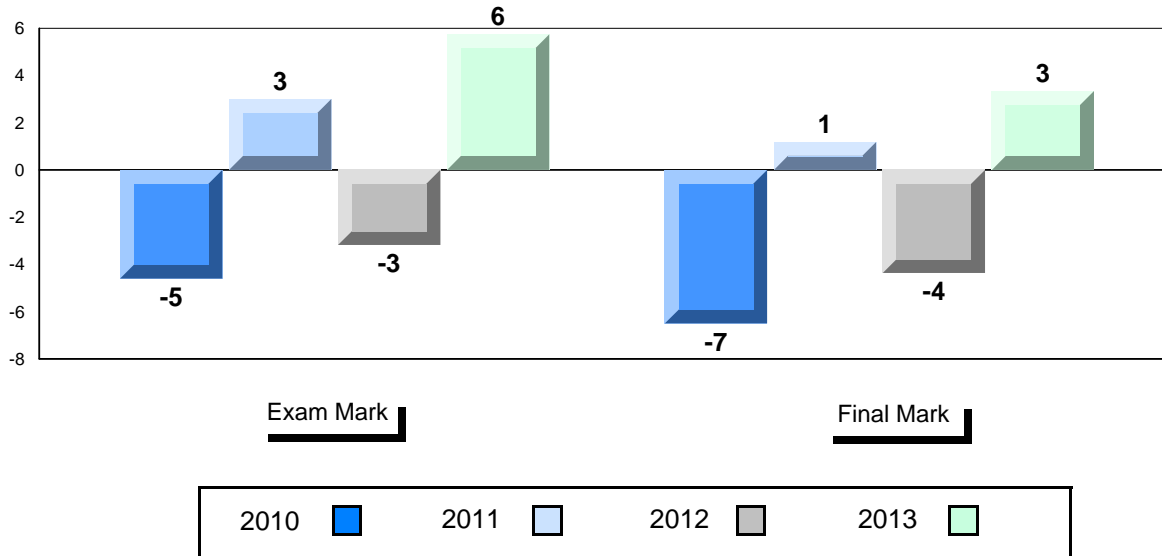
\* Visual Media Literacy, Visual Artistic Literacy and Contemporary Media Deconstruction are new categories introduced in June 2013.

District 3 - Nova Central

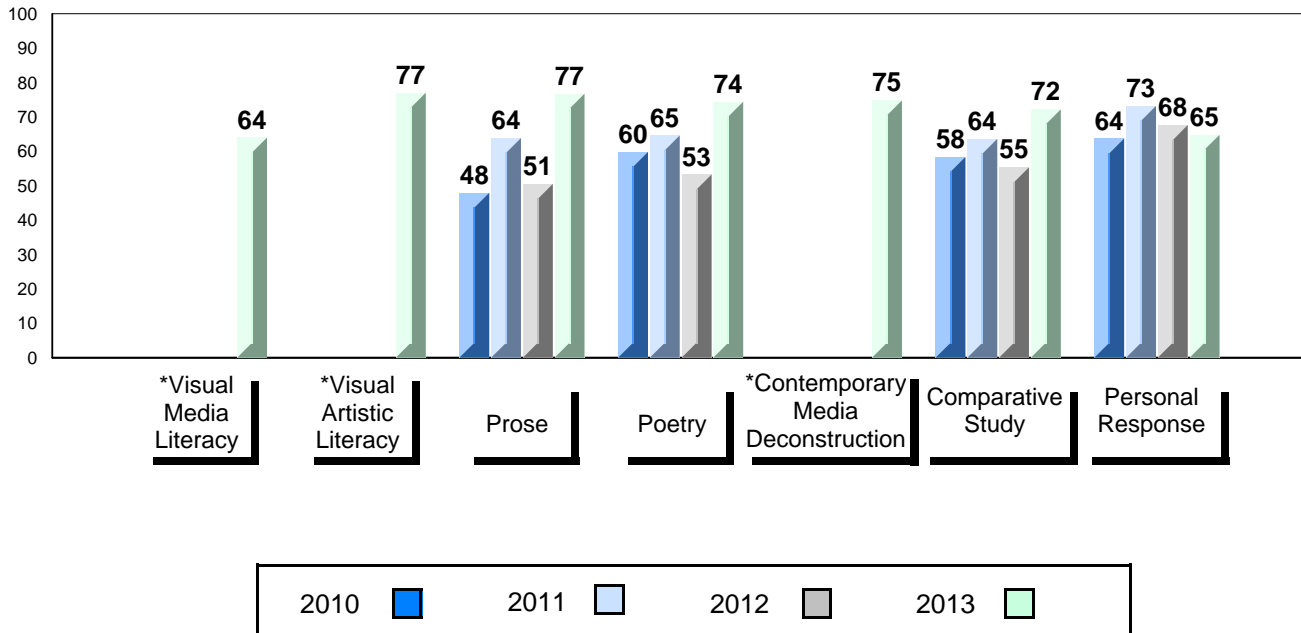
#402 - Leo Burke Academy, Bishop's Falls

Grades: 7-12

Difference from Provincial Mean, 2010-2013



4 Year Public Exam (Subtest) Mark Trend 2010-2013



\* Visual Media Literacy, Visual Artistic Literacy and Contemporary Media Deconstruction are new categories introduced in June 2013.

**District 3 - Nova Central**

#403 - Lakeside Academy, Buchans

Grades: K-12

Number of Students 6

**English 3201**

School  
District  
Province

**Public Exam Mark**

School vs District

School vs Province

63.7  
67.8  
68.6



**Final Mark**

School vs District

School vs Province

67.2  
68.7  
69.3



**Subtest**

**Visual Media Literacy**

School  
District  
Province

62.0  
62.5  
65.3



**Visual Artistic Literacy**

School  
District  
Province

59.7  
63.8  
68.6



**Prose**

School  
District  
Province

69.7  
72.9  
73.5



**Poetry**

School  
District  
Province

62.5  
67.6  
69.3



**Contemporary Media Deconstruction**

School  
District  
Province

65.0  
69.4  
69.5



**Comparative Study**

School  
District  
Province

55.4  
61.0  
59.2



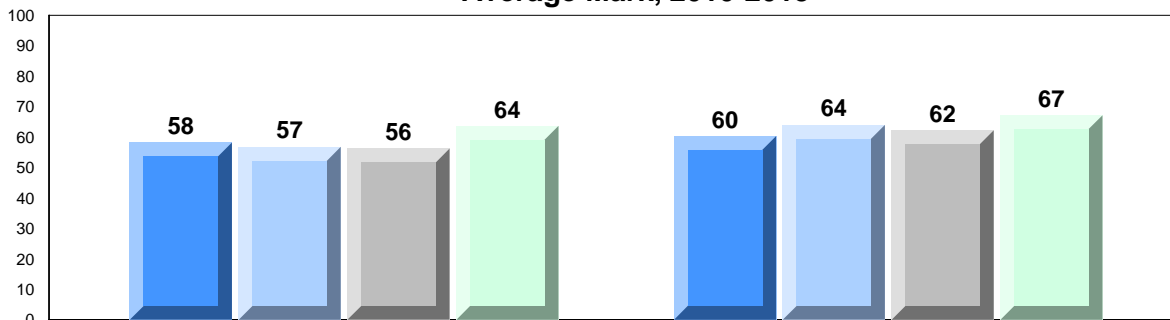
**Personal Response**

School  
District  
Province

52.5  
60.0  
60.6

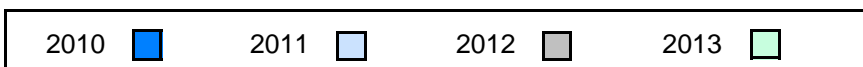


**Average Mark, 2010-2013**



Exam Mark

Final Mark



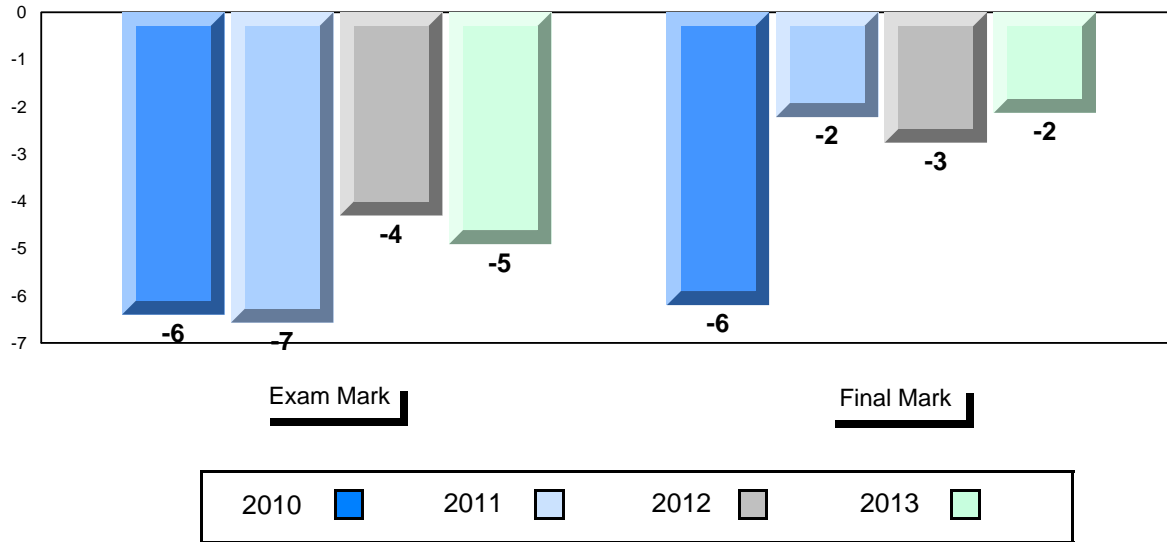
\* Visual Media Literacy, Visual Artistic Literacy and Contemporary Media Deconstruction are new categories introduced in June 2013.

District 3 - Nova Central

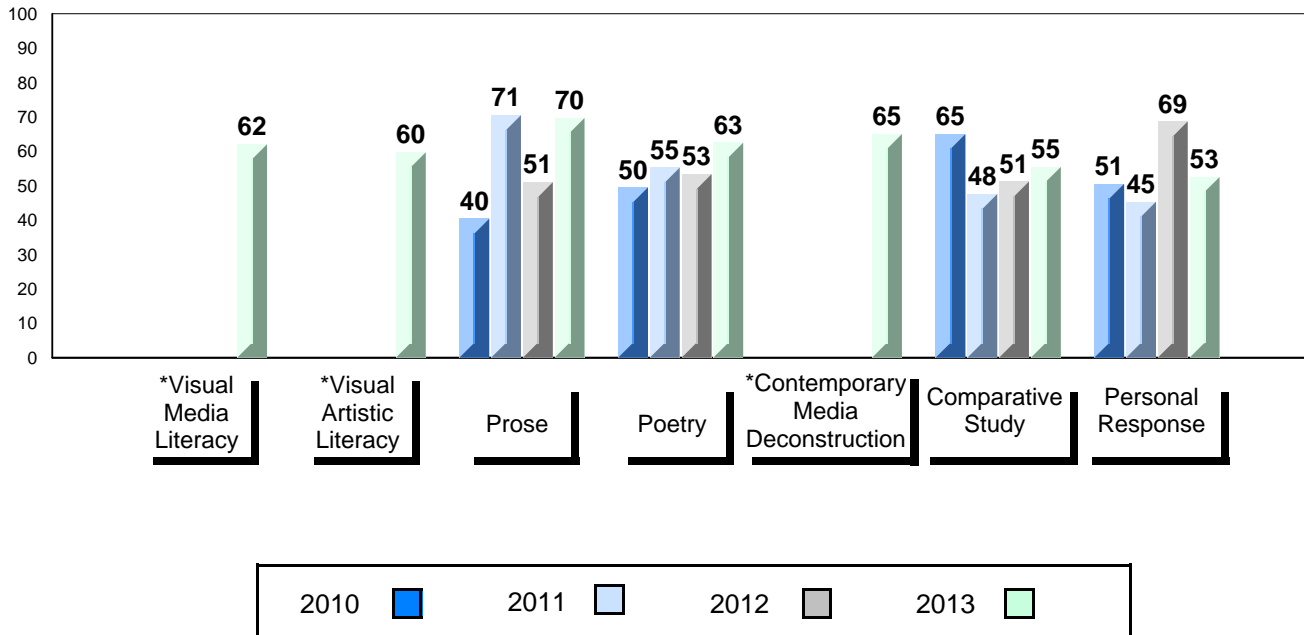
#403 - Lakeside Academy, Buchans

Grades: K-12

Difference from Provincial Mean, 2010-2013



4 Year Public Exam (Subtest) Mark Trend 2010-2013



\* Visual Media Literacy, Visual Artistic Literacy and Contemporary Media Deconstruction are new categories introduced in June 2013.

**District 3 - Nova Central**

#406 - Fitzgerald Academy, English Harbour West

Grades: K-12

Number of Students 9

**English 3201**

School  
District  
Province

**Public Exam Mark**

School vs District

School vs Province

55.4  
67.8  
68.6



**Final Mark**

School vs District

School vs Province

59.0  
68.7  
69.3



**Subtest**

**Visual Media Literacy**

School  
District  
Province

48.2  
62.5  
65.3



**Visual Artistic Literacy**

School  
District  
Province

43.5  
63.8  
68.6



**Prose**

School  
District  
Province

60.0  
72.9  
73.5



**Poetry**

School  
District  
Province

52.2  
67.6  
69.3



**Contemporary Media Deconstruction**

School  
District  
Province

52.2  
69.4  
69.5



**Comparative Study**

School  
District  
Province

50.3  
61.0  
59.2



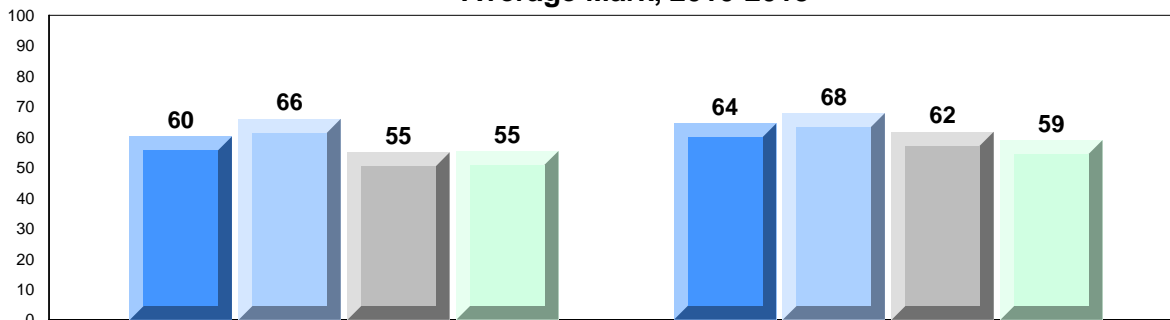
**Personal Response**

School  
District  
Province

51.1  
60.0  
60.6

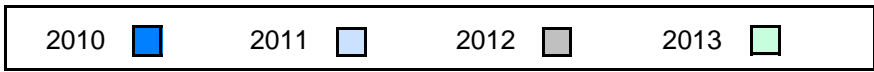


**Average Mark, 2010-2013**



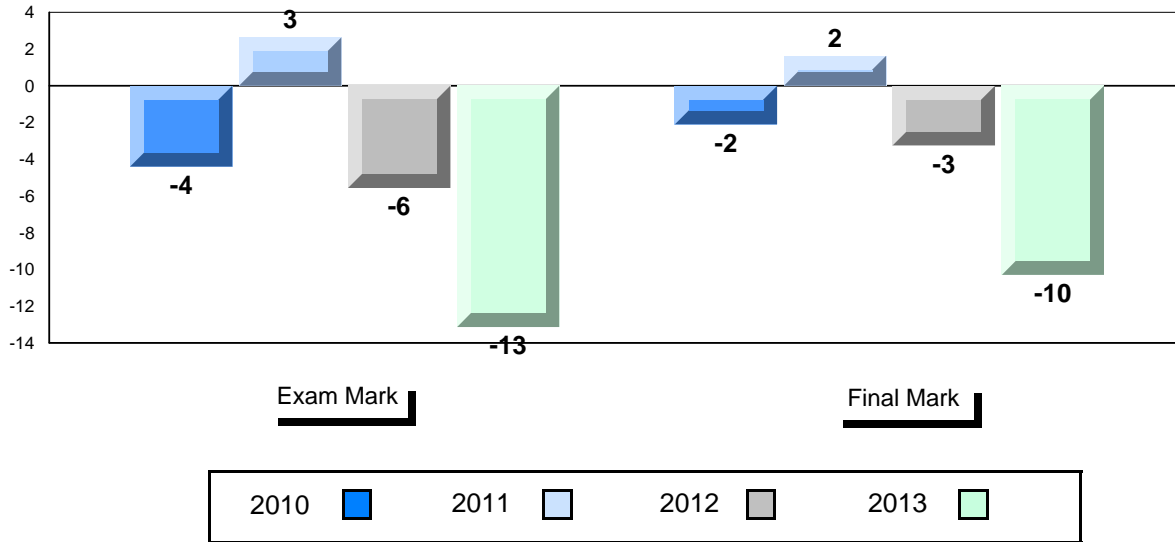
Exam Mark

Final Mark

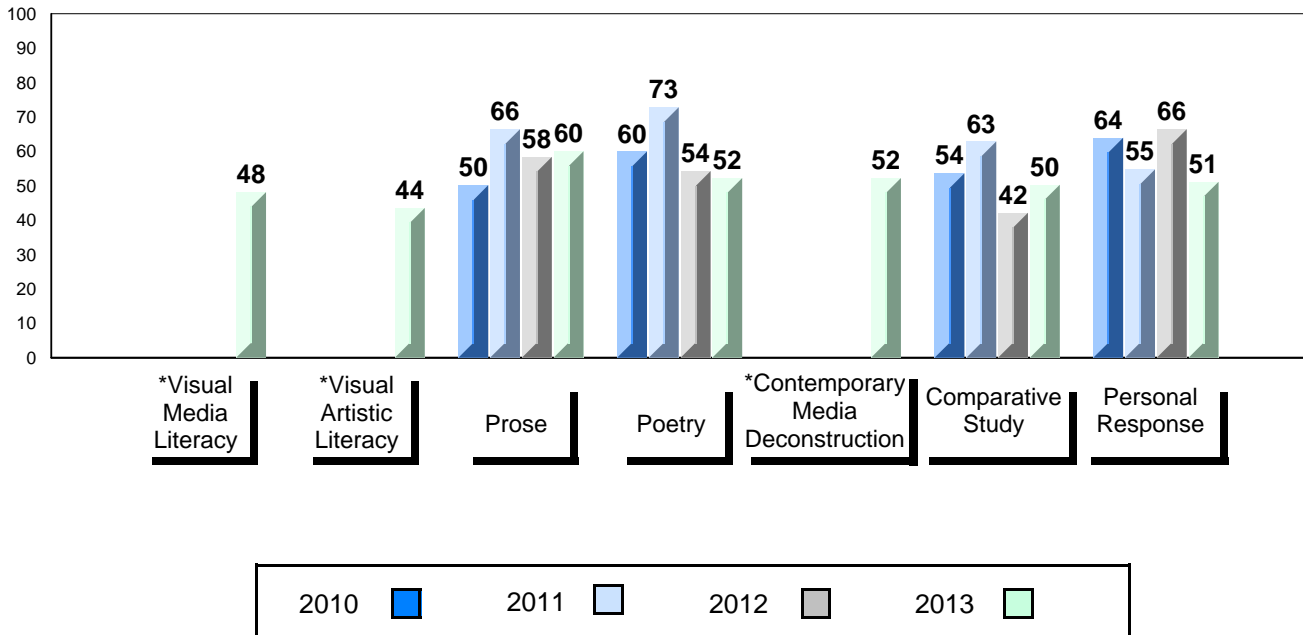


\* Visual Media Literacy, Visual Artistic Literacy and Contemporary Media Deconstruction are new categories introduced in June 2013.

Difference from Provincial Mean, 2010-2013



4 Year Public Exam (Subtest) Mark Trend 2010-2013



\* Visual Media Literacy, Visual Artistic Literacy and Contemporary Media Deconstruction are new categories introduced in June 2013.



**District 3 - Nova Central**

#407 - Bay d'Espoir Academy, Milltown

Grades: K-12

Number of Students      16

**English 3201**

School  
District  
Province

**Public Exam Mark**

School vs District

School vs Province

71.1  
67.8  
68.6



**Final Mark**

School vs District

School vs Province

71.3  
68.7  
69.3



**Subtest**

**Visual Media Literacy**

School  
District  
Province

60.1  
62.5  
65.3



**Visual Artistic Literacy**

School  
District  
Province

72.4  
63.8  
68.6



**Prose**

School  
District  
Province

78.3  
72.9  
73.5



**Poetry**

School  
District  
Province

73.3  
67.6  
69.3



**Contemporary Media Deconstruction**

School  
District  
Province

71.9  
69.4  
69.5



**Comparative Study**

School  
District  
Province

59.2  
61.0  
59.2



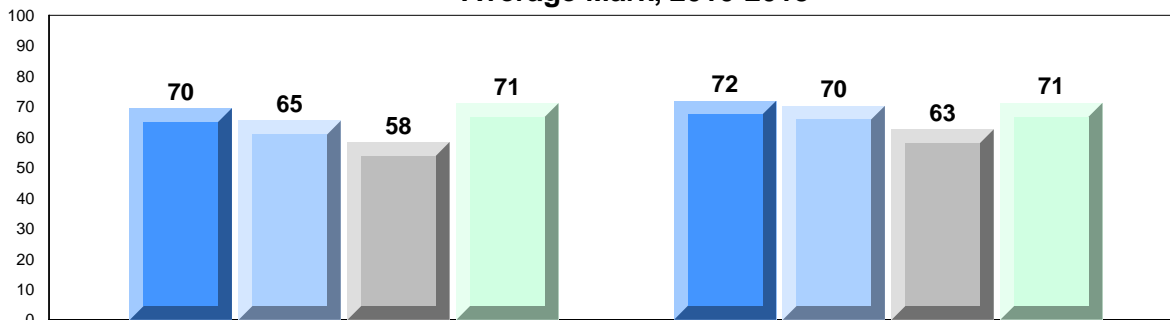
**Personal Response**

School  
District  
Province

64.4  
60.0  
60.6

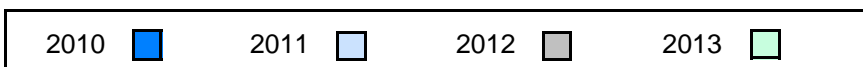


**Average Mark, 2010-2013**



Exam Mark

Final Mark



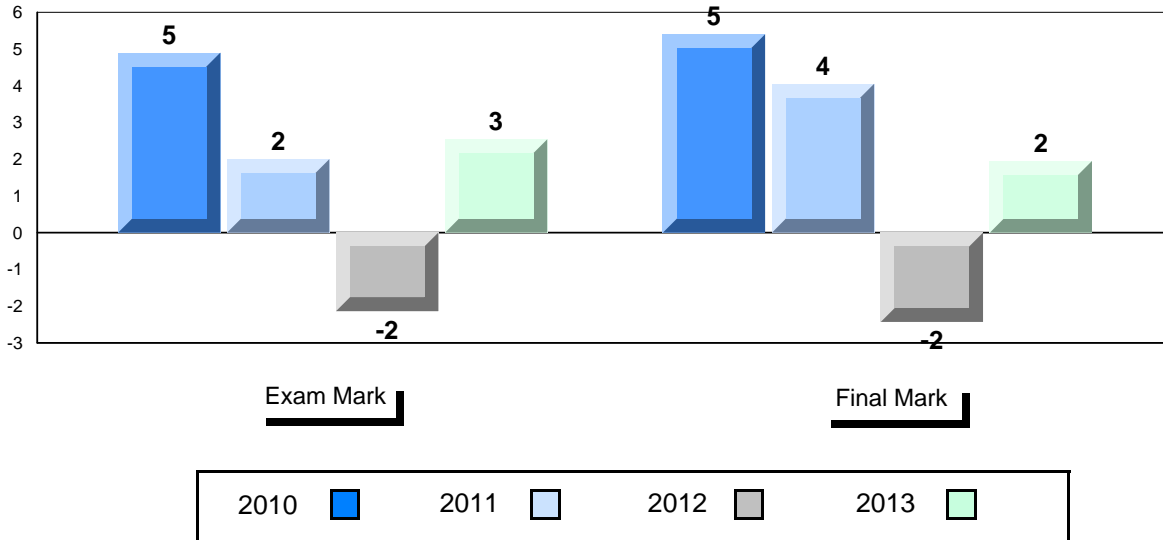
\* Visual Media Literacy, Visual Artistic Literacy and Contemporary Media Deconstruction are new categories introduced in June 2013.

District 3 - Nova Central

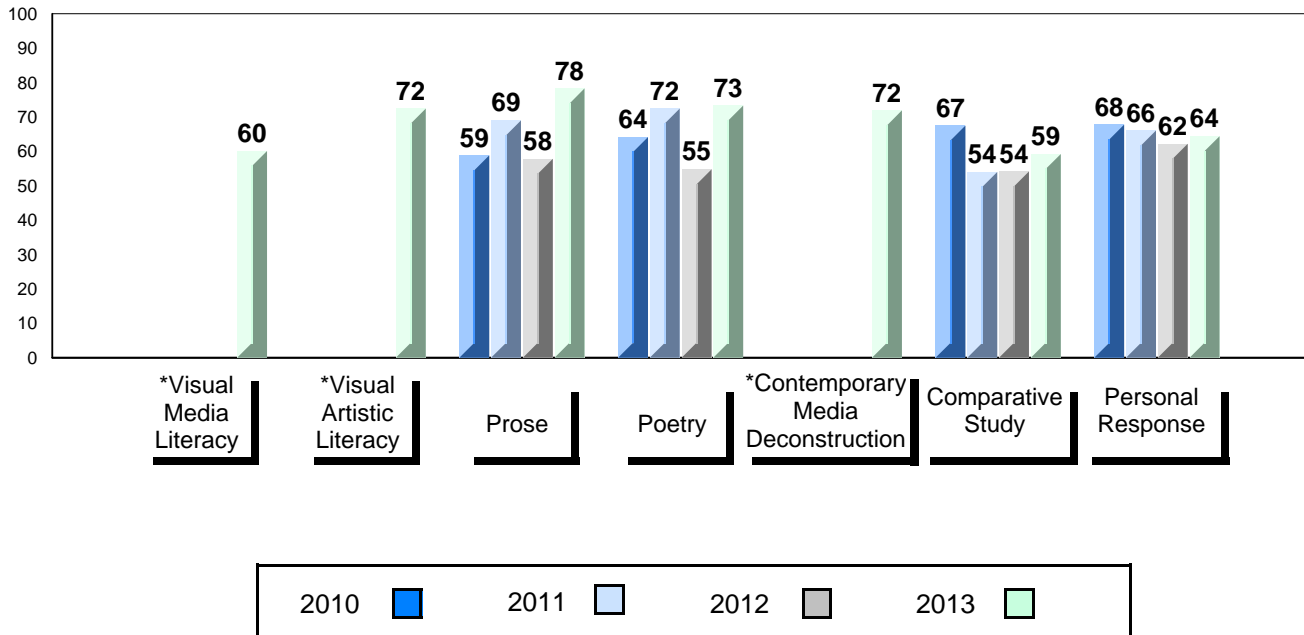
#407 - Bay d'Espoir Academy, Milltown

Grades: K-12

Difference from Provincial Mean, 2010-2013



4 Year Public Exam (Subtest) Mark Trend 2010-2013



\* Visual Media Literacy, Visual Artistic Literacy and Contemporary Media Deconstruction are new categories introduced in June 2013.

**District 3 - Nova Central**

#413 - Holy Cross School Complex, Eastport

Grades: K-12

Number of Students            5

**English 3201**                    School  
   District  
   Province

**Subtest**

**Visual Media Literacy**        School  
   District  
   Province

**Visual Artistic Literacy**    School  
   District  
   Province

**Prose**                                School  
   District  
   Province

**Poetry**                             School  
   District  
   Province

**Contemporary Media Deconstruction**    School  
   District  
   Province

**Comparative Study**            School  
   District  
   Province


**Personal Response**            School  
   District  
   Province

<b>Public Exam Mark</b>	School vs District	School vs Province
<i>School data with 5 or fewer students withheld for reasons of confidentiality.</i>		

<b>Final Mark</b>	School vs District	School vs Province
<i>School data with 5 or fewer students withheld for reasons of confidentiality.</i>		

**Average Mark, 2010-2013**


*School data with 5 or fewer students withheld for reasons of confidentiality.*



\* Visual Media Literacy, Visual Artistic Literacy and Contemporary Media Deconstruction are new categories introduced in June 2013.

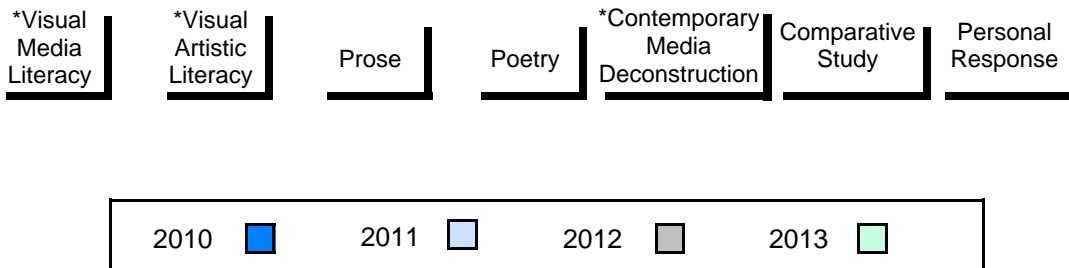
**Difference from Provincial Mean, 2010-2013**

*School data with 5 or fewer students withheld for reasons of confidentiality.*



**4 Year Public Exam (Subtest) Mark Trend 2010-2013**

*School data with 5 or fewer students withheld for reasons of confidentiality.*



\* Visual Media Literacy, Visual Artistic Literacy and Contemporary Media Deconstruction are new categories introduced in June 2013.

District 3 - Nova Central

#414 - Fogo Island Central Academy, Fogo Island

Grades: K-12

Number of Students      10

**English 3201**

School  
District  
Province

**Public Exam Mark**

School vs District      School vs Province

65.6  
67.8  
68.6



**Final Mark**

School vs District      School vs Province

67.3  
68.7  
69.3



**Subtest**

**Visual Media Literacy**

School  
District  
Province

58.3  
62.5  
65.3



**Visual Artistic Literacy**

School  
District  
Province

72.5  
63.8  
68.6



**Prose**

School  
District  
Province

68.2  
72.9  
73.5



**Poetry**

School  
District  
Province

63.8  
67.6  
69.3



**Contemporary Media Deconstruction**

School  
District  
Province

66.0  
69.4  
69.5



**Comparative Study**

School  
District  
Province

58.5  
61.0  
59.2



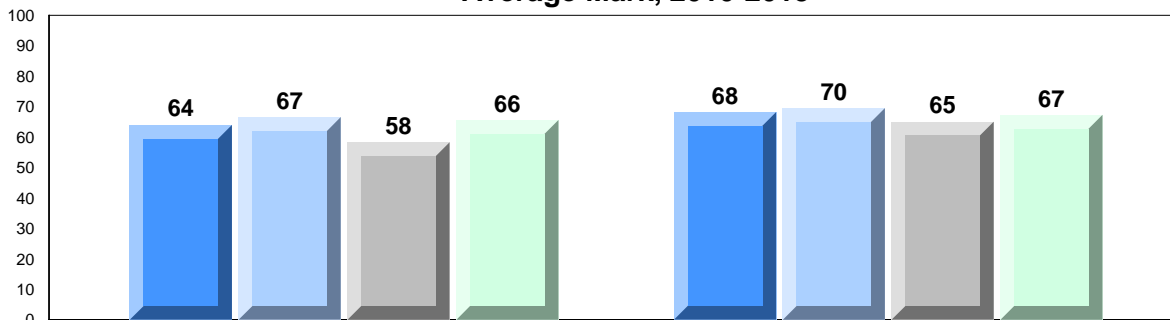
**Personal Response**

School  
District  
Province

65.0  
60.0  
60.6

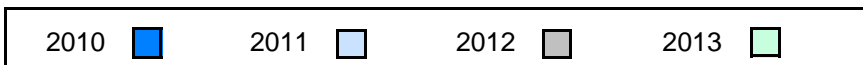


**Average Mark, 2010-2013**



Exam Mark

Final Mark



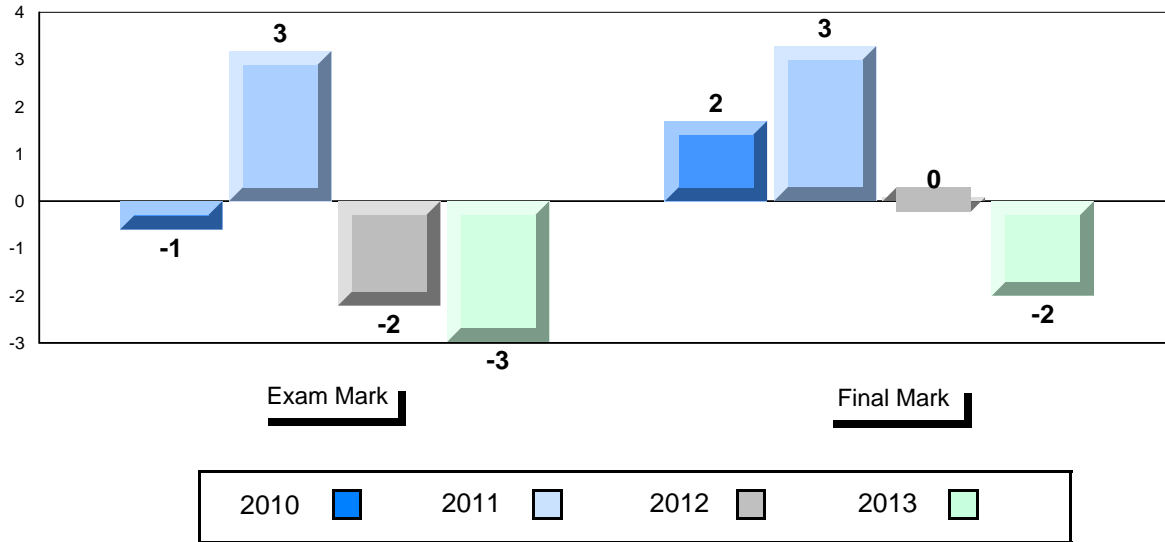
\* Visual Media Literacy, Visual Artistic Literacy and Contemporary Media Deconstruction are new categories introduced in June 2013.

District 3 - Nova Central

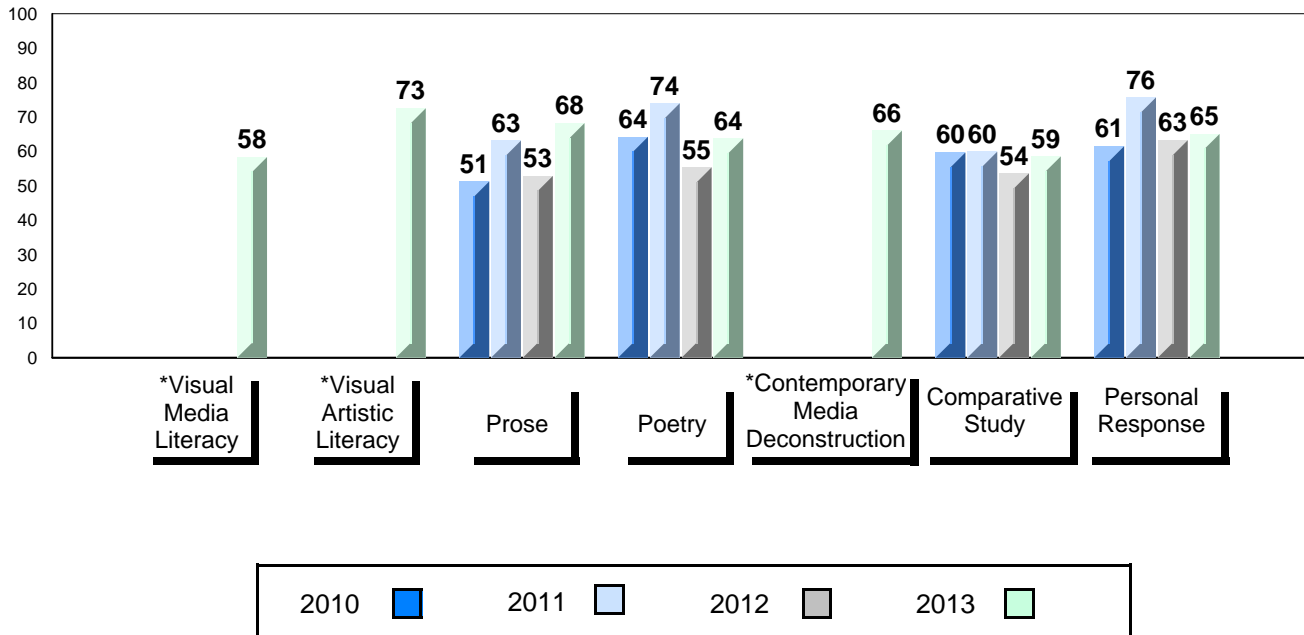
#414 - Fogo Island Central Academy, Fogo Island

Grades: K-12

Difference from Provincial Mean, 2010-2013



4 Year Public Exam (Subtest) Mark Trend 2010-2013



\* Visual Media Literacy, Visual Artistic Literacy and Contemporary Media Deconstruction are new categories introduced in June 2013.

District 3 - Nova Central

#416 - Smallwood Academy, Gambo

Grades: K-12

Number of Students 9

**English 3201**

School  
District  
Province

**Public Exam Mark**

School vs District

School vs Province

67.7  
67.8  
68.6



**Final Mark**

School vs District

School vs Province

68.1  
68.7  
69.3



**Subtest**

**Visual Media Literacy**

School  
District  
Province

56.8  
62.5  
65.3



**Visual Artistic Literacy**

School  
District  
Province

60.2  
63.8  
68.6



**Prose**

School  
District  
Province

68.9  
72.9  
73.5



**Poetry**

School  
District  
Province

77.2  
67.6  
69.3



**Contemporary Media Deconstruction**

School  
District  
Province

71.1  
69.4  
69.5



**Comparative Study**

School  
District  
Province

60.0  
61.0  
59.2



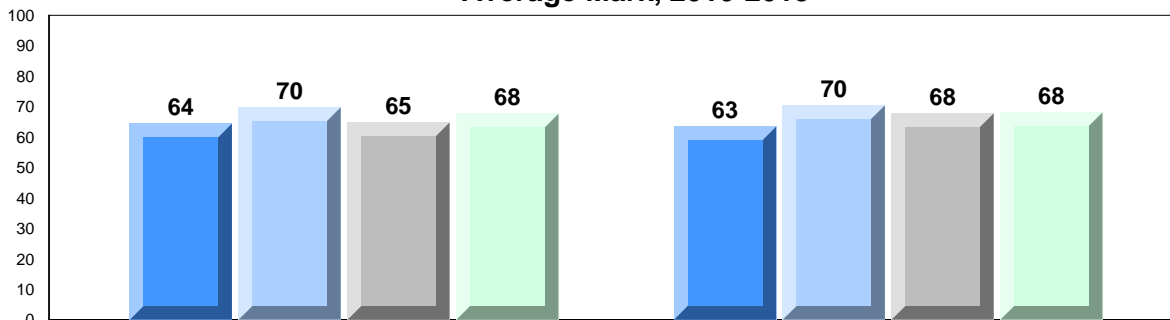
**Personal Response**

School  
District  
Province

55.0  
60.0  
60.6

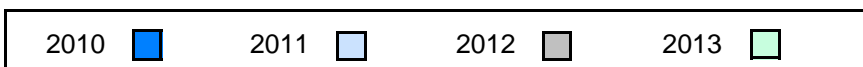


**Average Mark, 2010-2013**



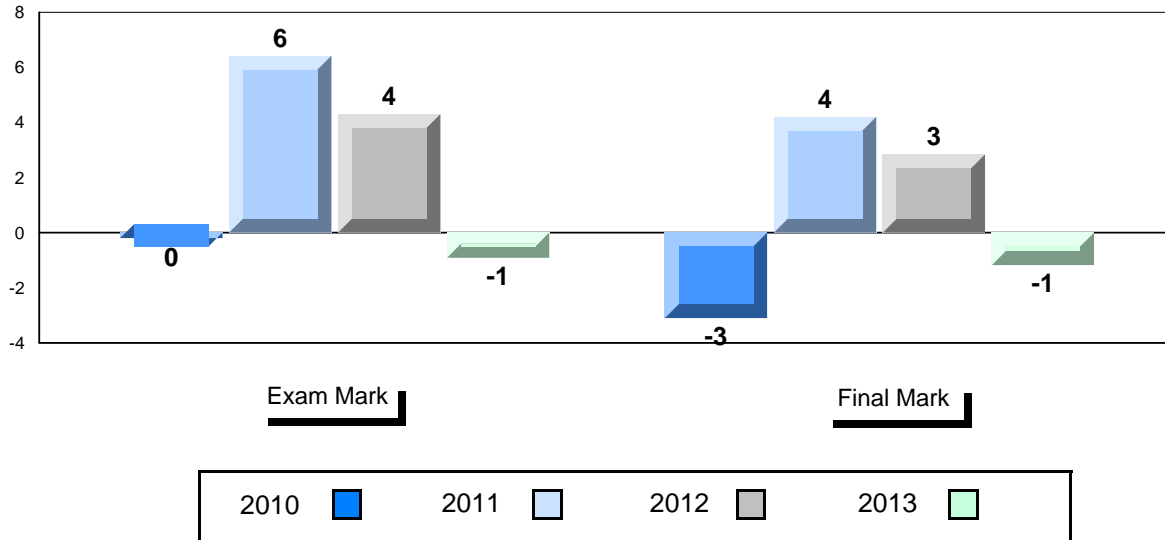
Exam Mark

Final Mark

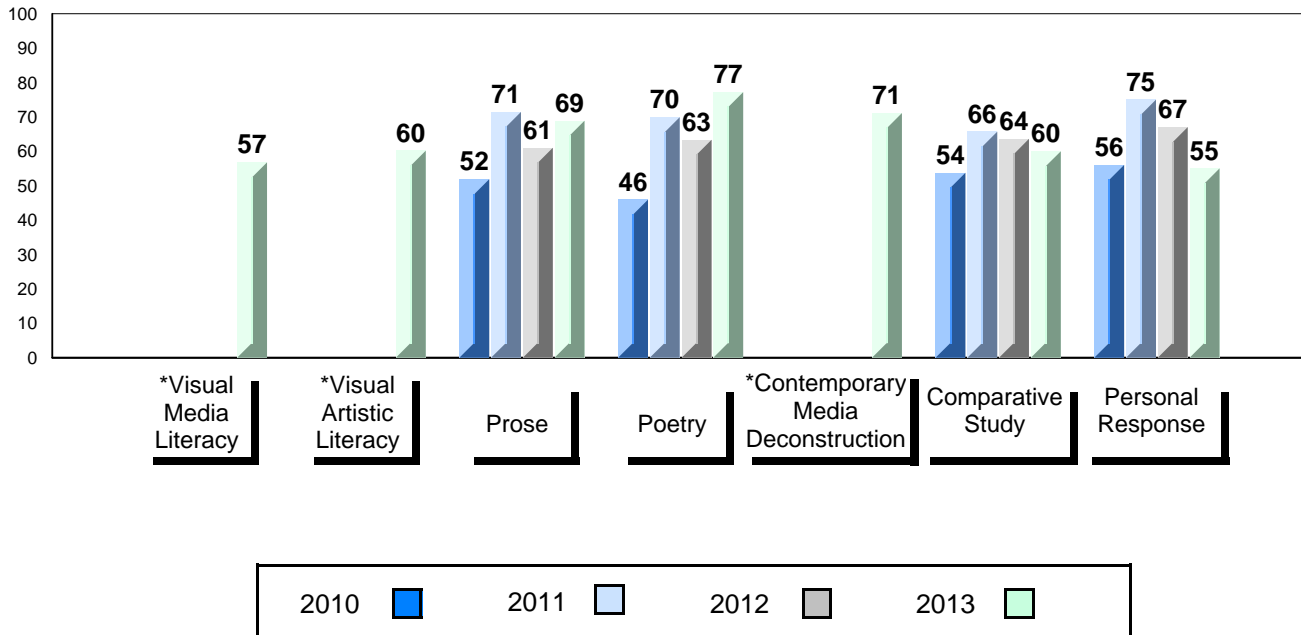


\* Visual Media Literacy, Visual Artistic Literacy and Contemporary Media Deconstruction are new categories introduced in June 2013.

Difference from Provincial Mean, 2010-2013



4 Year Public Exam (Subtest) Mark Trend 2010-2013



\* Visual Media Literacy, Visual Artistic Literacy and Contemporary Media Deconstruction are new categories introduced in June 2013.



**District 3 - Nova Central**

#418 - Gander Collegiate, Gander

Grades: 10-12

Number of Students 84

**English 3201**

School  
District  
Province

**Public Exam Mark**

School vs District      School vs Province

73.6  
67.8  
68.6



**Final Mark**

School vs District      School vs Province

73.5  
68.7  
69.3



**Subtest**

**Visual Media Literacy**

School  
District  
Province

64.2  
62.5  
65.3



**Visual Artistic Literacy**

School  
District  
Province

80.5  
63.8  
68.6



**Prose**

School  
District  
Province

77.3  
72.9  
73.5



**Poetry**

School  
District  
Province

74.0  
67.6  
69.3



**Contemporary Media Deconstruction**

School  
District  
Province

72.6  
69.4  
69.5



**Comparative Study**

School  
District  
Province

70.6  
61.0  
59.2



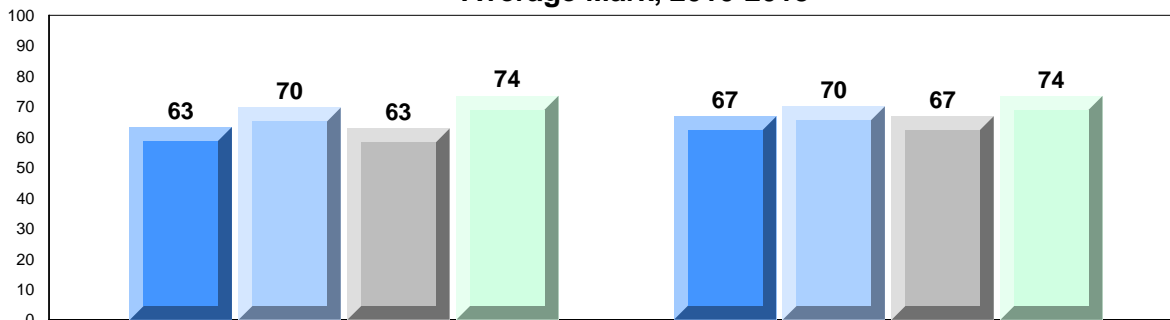
**Personal Response**

School  
District  
Province

62.8  
60.0  
60.6

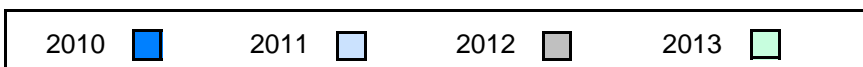


**Average Mark, 2010-2013**



Exam Mark

Final Mark



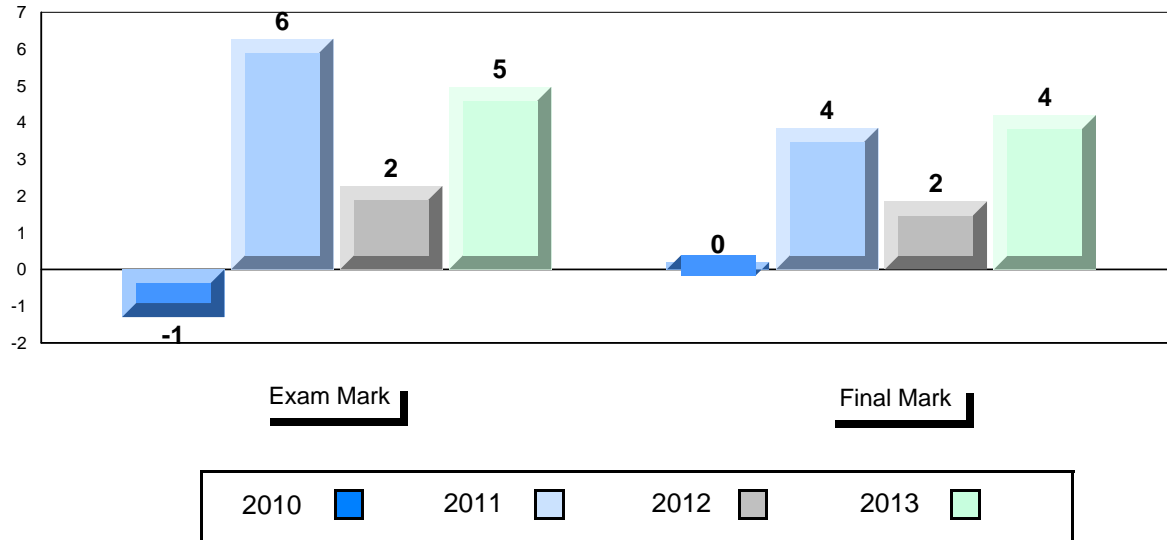
\* Visual Media Literacy, Visual Artistic Literacy and Contemporary Media Deconstruction are new categories introduced in June 2013.

District 3 - Nova Central

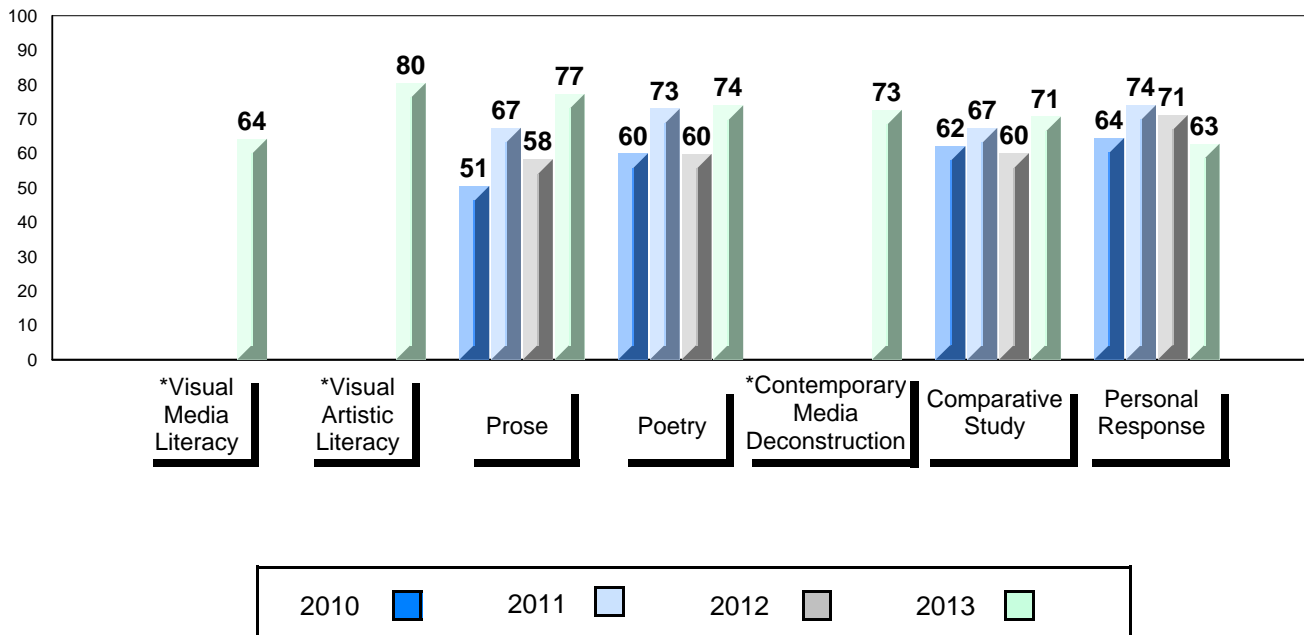
#418 - Gander Collegiate, Gander

Grades: 10-12

Difference from Provincial Mean, 2010-2013



4 Year Public Exam (Subtest) Mark Trend 2010-2013



\* Visual Media Literacy, Visual Artistic Literacy and Contemporary Media Deconstruction are new categories introduced in June 2013.

**District 3 - Nova Central**

#421 - Lakewood Academy, Glenwood

Grades: K-12

Number of Students 10

**English 3201**

School  
District  
Province

**Public Exam Mark**

School vs District      School vs Province

75.2  
67.8  
68.6



**Final Mark**

School vs District      School vs Province

73.1  
68.7  
69.3



**Subtest**

**Visual Media Literacy**

School  
District  
Province

70.0  
62.5  
65.3



**Visual Artistic Literacy**

School  
District  
Province

75.8  
63.8  
68.6



**Prose**

School  
District  
Province

75.0  
72.9  
73.5



**Poetry**

School  
District  
Province

81.0  
67.6  
69.3



**Contemporary Media Deconstruction**

School  
District  
Province

78.0  
69.4  
69.5



**Comparative Study**

School  
District  
Province

70.5  
61.0  
59.2



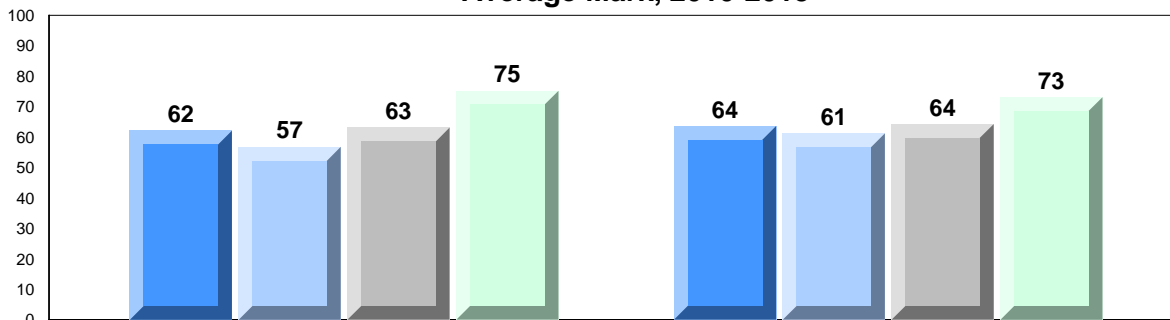
**Personal Response**

School  
District  
Province

60.0  
60.0  
60.6

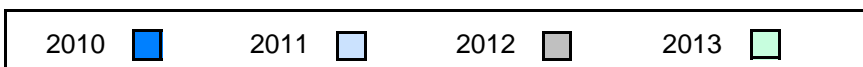


**Average Mark, 2010-2013**



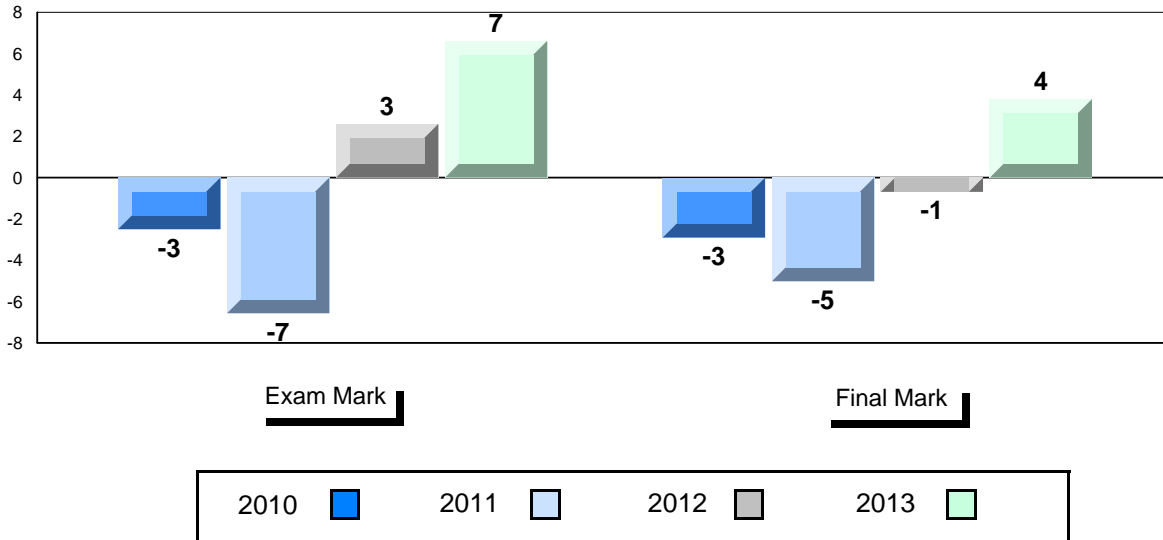
Exam Mark

Final Mark

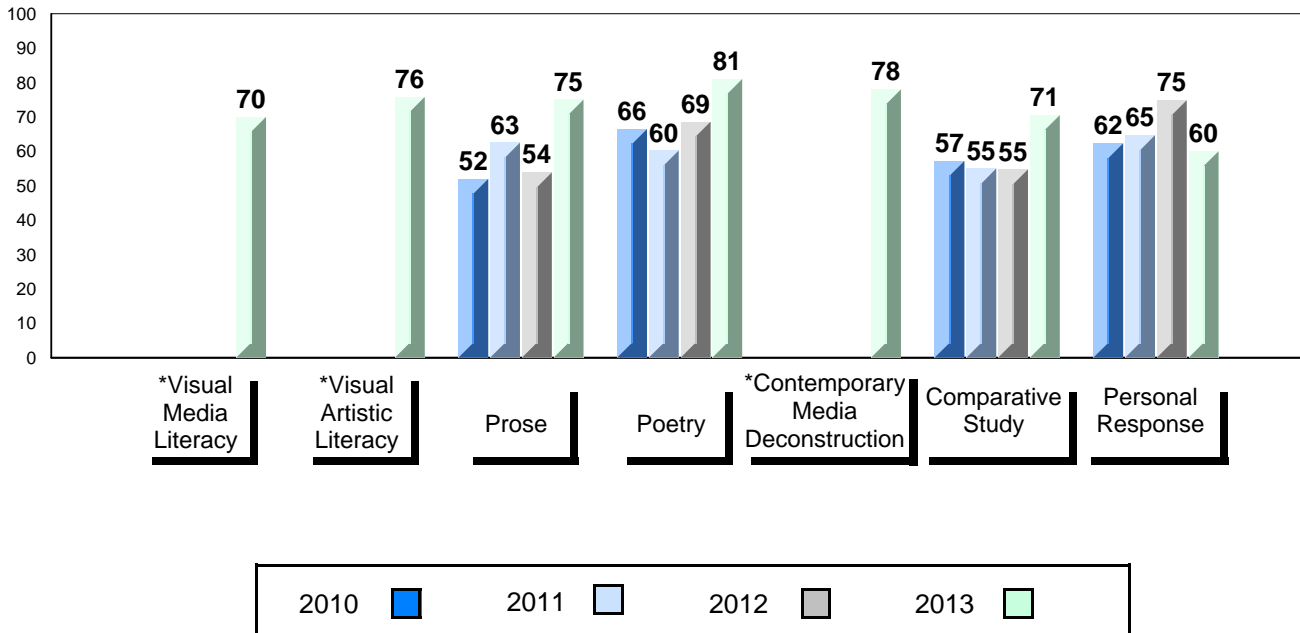


\* Visual Media Literacy, Visual Artistic Literacy and Contemporary Media Deconstruction are new categories introduced in June 2013.

Difference from Provincial Mean, 2010-2013



4 Year Public Exam (Subtest) Mark Trend 2010-2013



\* Visual Media Literacy, Visual Artistic Literacy and Contemporary Media Deconstruction are new categories introduced in June 2013.

District 3 - Nova Central

#422 - Glovertown Academy, Glovertown

Grades: K-12

Number of Students 26

**English 3201**

School  
District  
Province

**Public Exam Mark**

School vs District      School vs Province

61.6  
67.8  
68.6



**Final Mark**

School vs District

School vs Province

64.6  
68.7  
69.3



**Subtest**

**Visual Media Literacy**

School  
District  
Province

63.5  
62.5  
65.3



**Visual Artistic Literacy**

School  
District  
Province

59.3  
63.8  
68.6



**Prose**

School  
District  
Province

70.2  
72.9  
73.5



**Poetry**

School  
District  
Province

59.0  
67.6  
69.3



**Contemporary Media Deconstruction**

School  
District  
Province

62.3  
69.4  
69.5



**Comparative Study**

School  
District  
Province

45.7  
61.0  
59.2




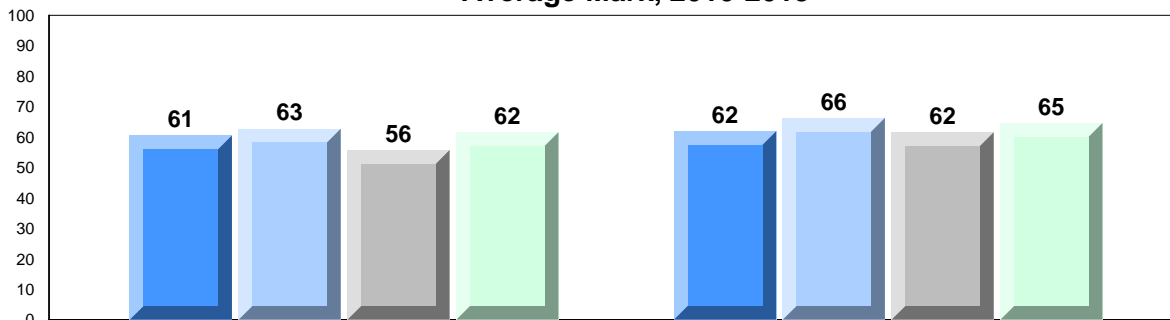
**Personal Response**

School  
District  
Province

55.8  
60.0  
60.6



**Average Mark, 2010-2013**



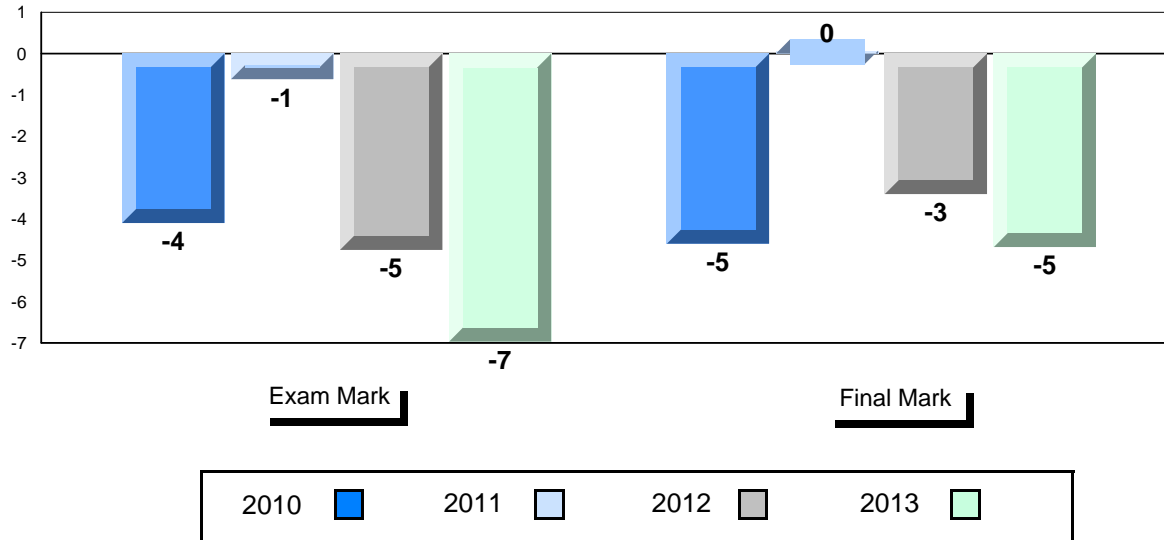
\* Visual Media Literacy, Visual Artistic Literacy and Contemporary Media Deconstruction are new categories introduced in June 2013.

District 3 - Nova Central

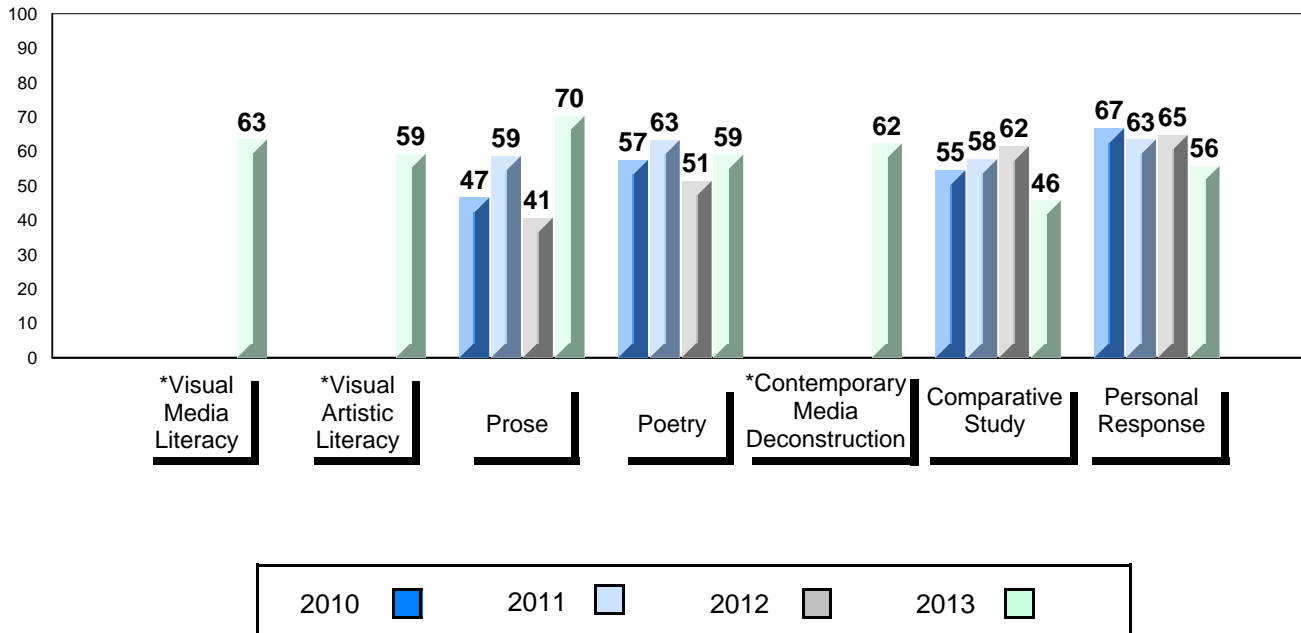
#422 - Glovertown Academy, Glovertown

Grades: K-12

Difference from Provincial Mean, 2010-2013



4 Year Public Exam (Subtest) Mark Trend 2010-2013



\* Visual Media Literacy, Visual Artistic Literacy and Contemporary Media Deconstruction are new categories introduced in June 2013.

**District 3 - Nova Central**

#478 - New World Island Academy, Summerford

Grades: K-12

Number of Students 23

**English 3201**

School  
District  
Province

**Public Exam Mark**

School vs District

School vs Province

59.7  
67.8  
68.6



**Final Mark**

School vs District

School vs Province

61.9  
68.7  
69.3



**Subtest**

**Visual Media Literacy**

School  
District  
Province

55.6  
62.5  
65.3



**Visual Artistic Literacy**

School  
District  
Province

47.1  
63.8  
68.6



**Prose**

School  
District  
Province

67.6  
72.9  
73.5



**Poetry**

School  
District  
Province

56.5  
67.6  
69.3



**Contemporary Media Deconstruction**

School  
District  
Province

63.5  
69.4  
69.5



**Comparative Study**

School  
District  
Province

51.4  
61.0  
59.2



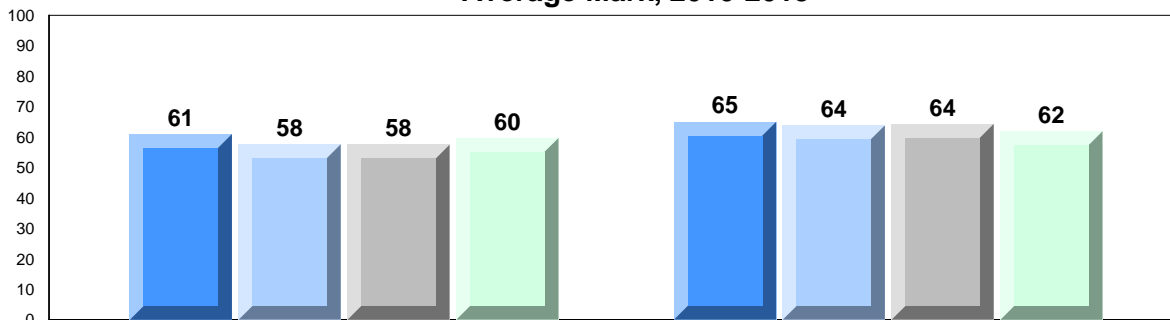
**Personal Response**

School  
District  
Province

53.0  
60.0  
60.6

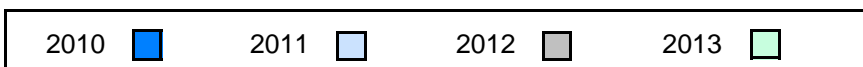


**Average Mark, 2010-2013**



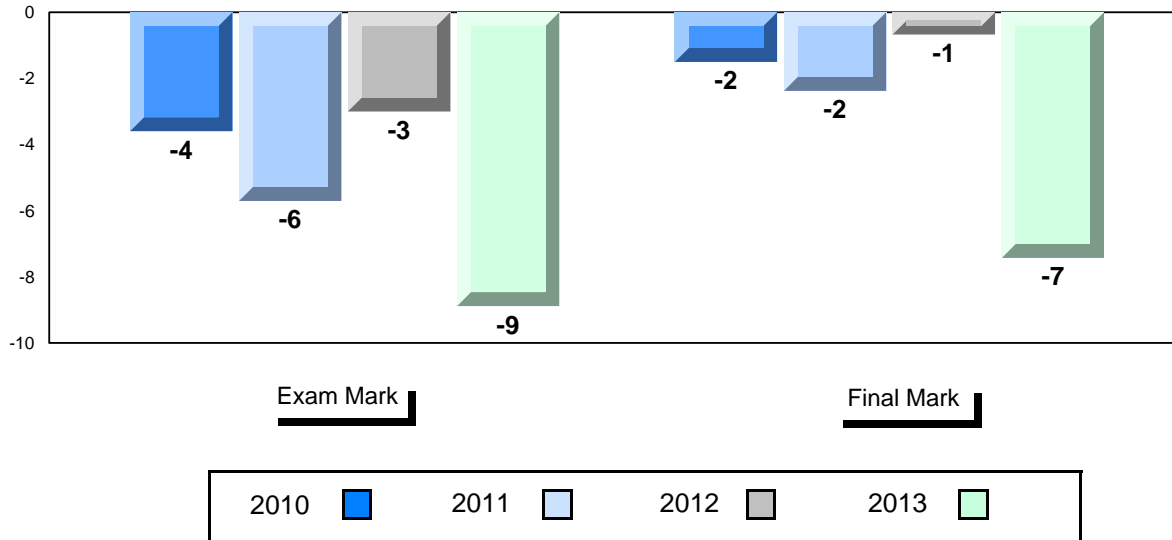
Exam Mark

Final Mark

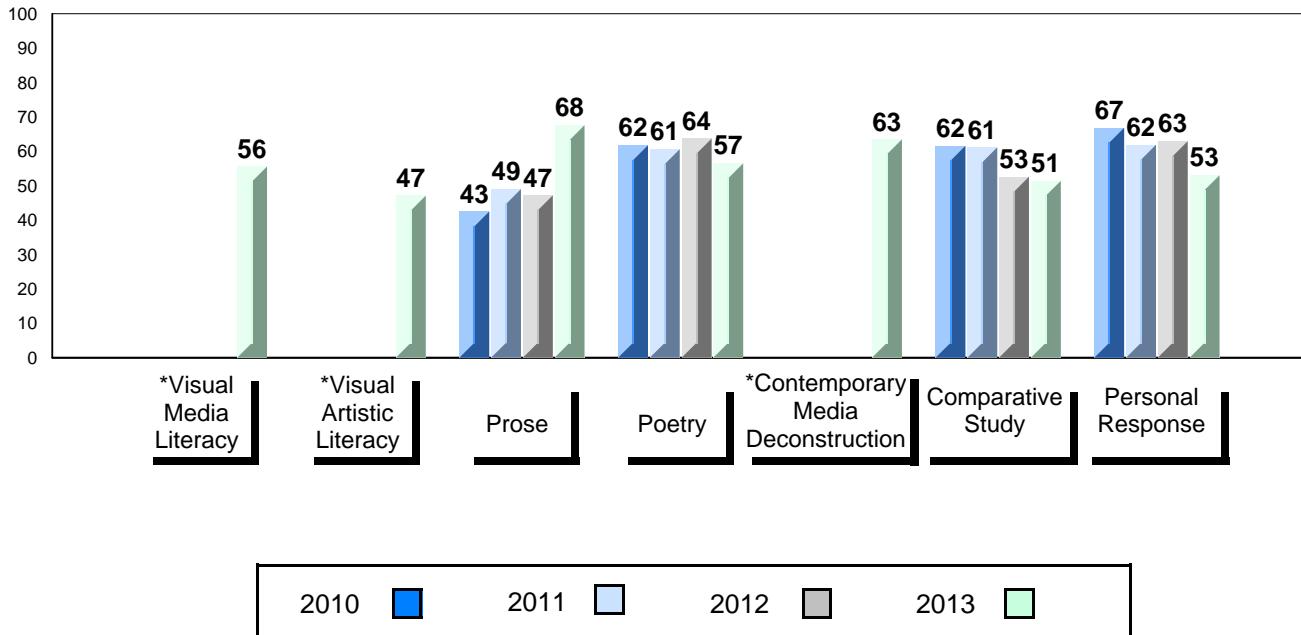


\* Visual Media Literacy, Visual Artistic Literacy and Contemporary Media Deconstruction are new categories introduced in June 2013.

Difference from Provincial Mean, 2010-2013



4 Year Public Exam (Subtest) Mark Trend 2010-2013



\* Visual Media Literacy, Visual Artistic Literacy and Contemporary Media Deconstruction are new categories introduced in June 2013.



**District 3 - Nova Central**

#480 - Exploits Valley High, Grand Falls-Windsor

Grades: 10-12

Number of Students 105

**English 3201**

School  
District  
Province

**Public Exam Mark**

School vs District      School vs Province

69.0  
67.8  
68.6



**Final Mark**

School vs District      School vs Province

68.8  
68.7  
69.3



**Subtest**

**Visual Media Literacy**

School  
District  
Province

67.9  
62.5  
65.3



**Visual Artistic Literacy**

School  
District  
Province

48.7  
63.8  
68.6



**Prose**

School  
District  
Province

74.9  
72.9  
73.5



**Poetry**

School  
District  
Province

68.0  
67.6  
69.3



**Contemporary Media Deconstruction**

School  
District  
Province

71.9  
69.4  
69.5



**Comparative Study**

School  
District  
Province

65.3  
61.0  
59.2



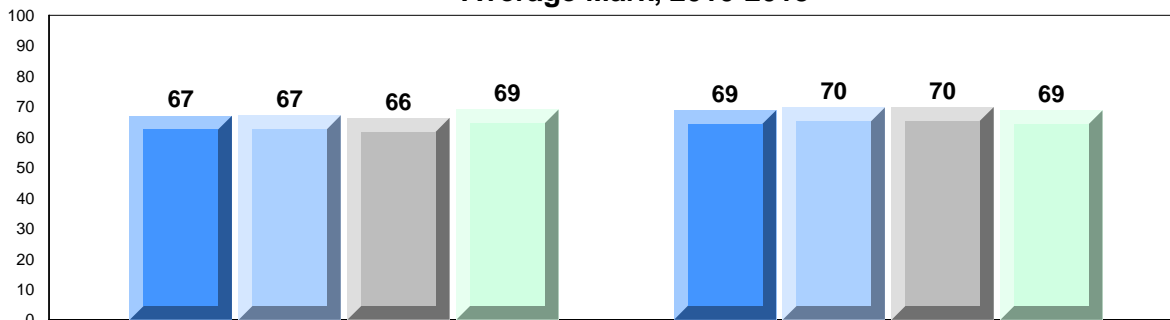
**Personal Response**

School  
District  
Province

59.0  
60.0  
60.6

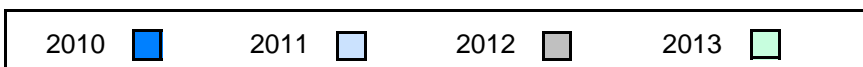


**Average Mark, 2010-2013**



Exam Mark

Final Mark



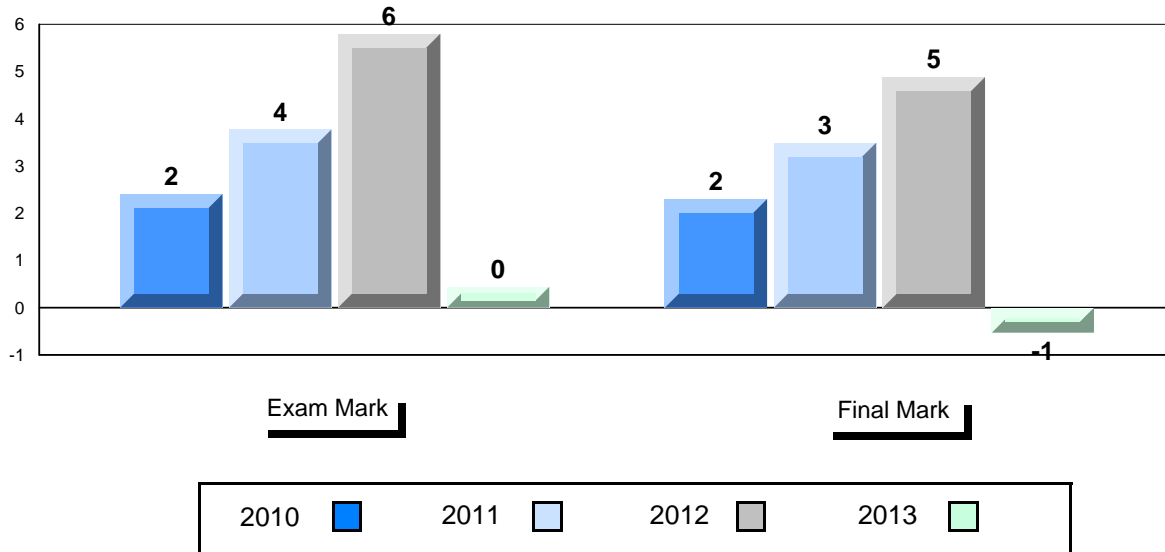
\* Visual Media Literacy, Visual Artistic Literacy and Contemporary Media Deconstruction are new categories introduced in June 2013.

District 3 - Nova Central

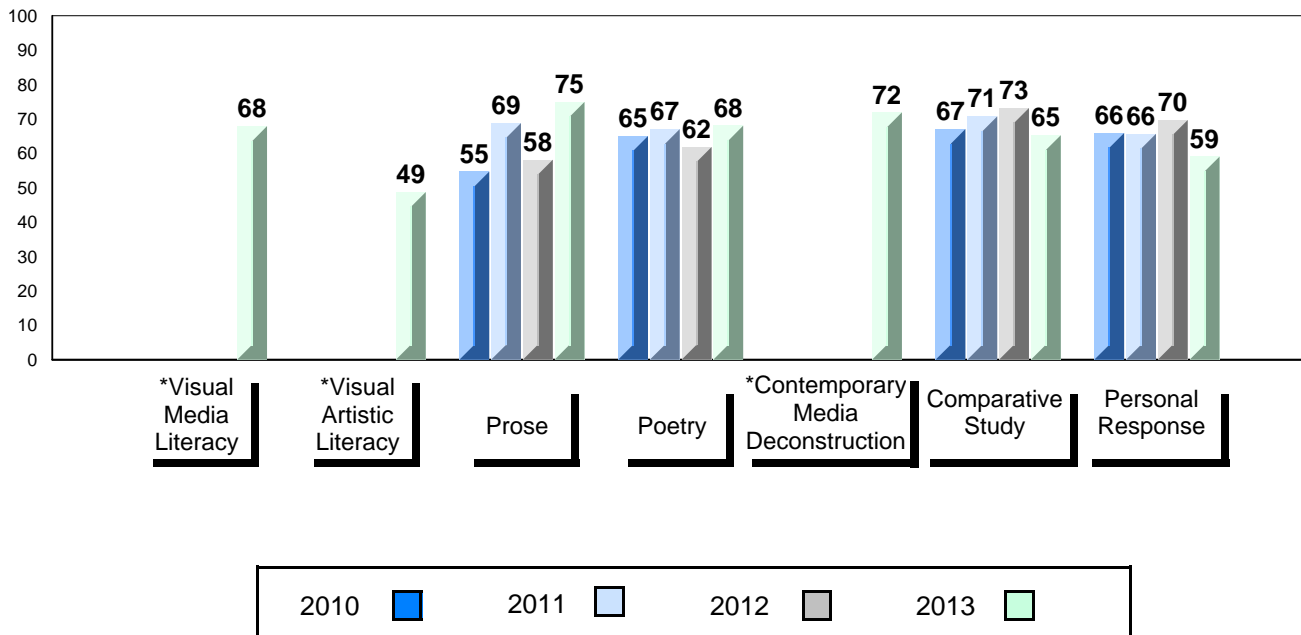
#480 - Exploits Valley High, Grand Falls-Windsor

Grades: 10-12

Difference from Provincial Mean, 2010-2013



4 Year Public Exam (Subtest) Mark Trend 2010-2013



\* Visual Media Literacy, Visual Artistic Literacy and Contemporary Media Deconstruction are new categories introduced in June 2013.

**District 4 - Eastern**

#214 - John Burke High School, Grand Bank

Grades: 8-12

Number of Students      40

**English 3201**

School  
District  
Province

**Public Exam Mark**      School vs District      School vs Province

67.5      ▼      ▼  
68.9  
68.6

**Final Mark**

School vs District      School vs Province

69.1      ▼      ▼  
69.6  
69.3

**Subtest**

**Visual Media Literacy**

School  
District  
Province

68.6      ▲      ▲  
65.8  
65.3

**Visual Artistic Literacy**

School  
District  
Province

74.0      ▲      ▲  
69.0  
68.6

**Prose**

School  
District  
Province

73.9      ▼      ▲  
74.4  
73.5

**Poetry**

School  
District  
Province

67.8      ▼      ▼  
70.0  
69.3

**Contemporary Media Deconstruction**

School  
District  
Province

71.5      ▲      ▲  
69.5  
69.5

**Comparative Study**

School  
District  
Province


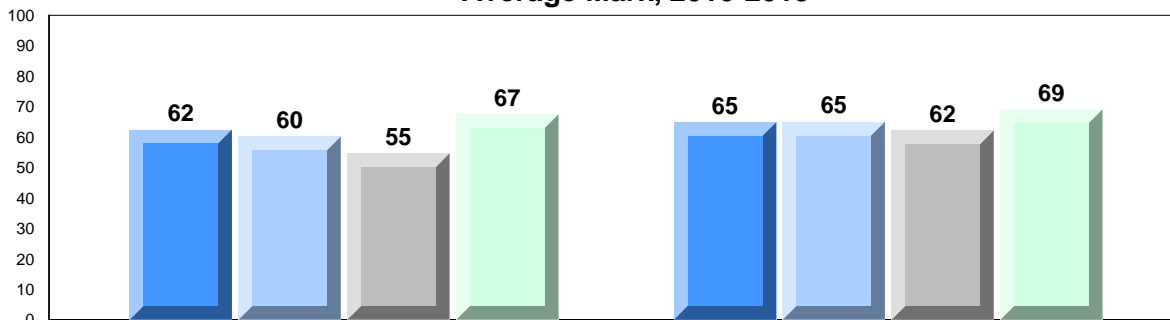
49.8      ▼      ▼  
58.8  
59.2

**Personal Response**

School  
District  
Province

61.5      ▲      ▲  
60.6  
60.6

**Average Mark, 2010-2013**



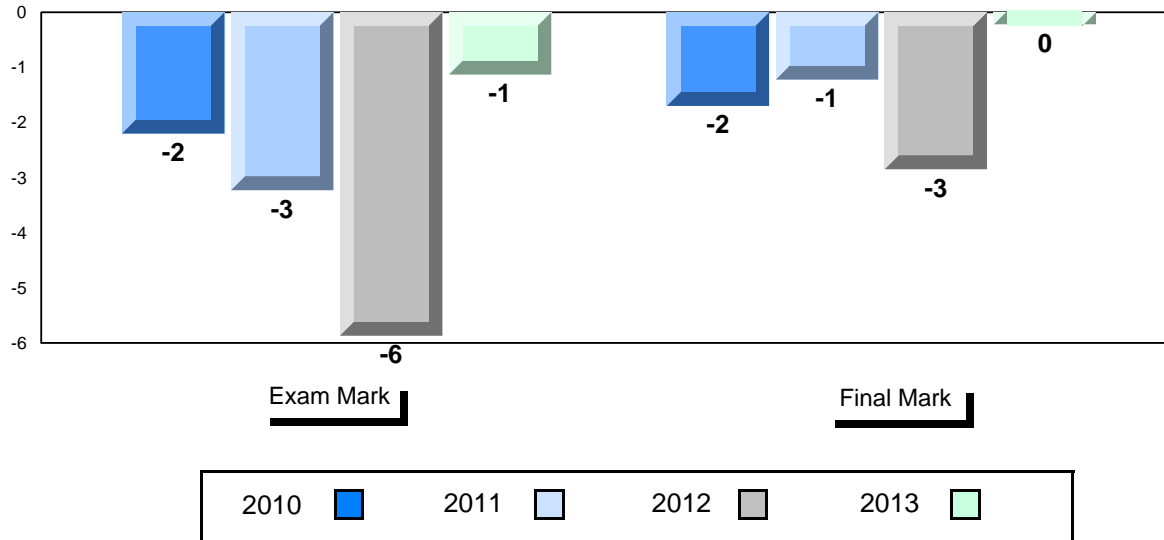
\* Visual Media Literacy, Visual Artistic Literacy and Contemporary Media Deconstruction are new categories introduced in June 2013.

District 4 - Eastern

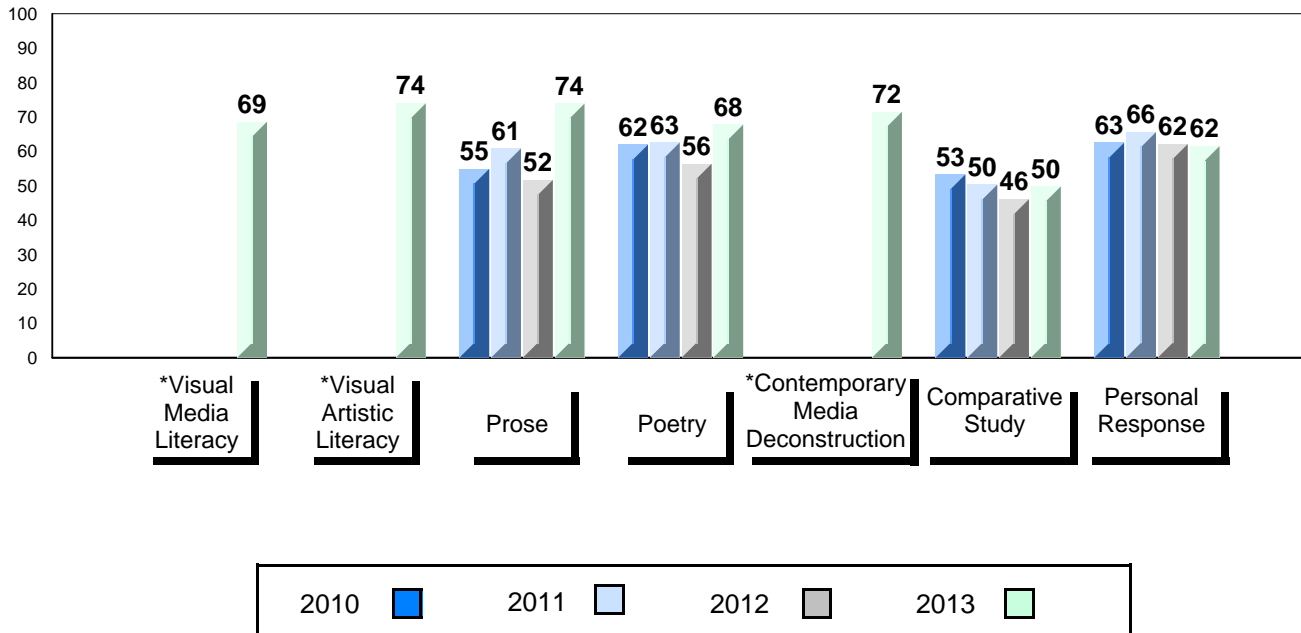
#214 - John Burke High School, Grand Bank

Grades: 8-12

Difference from Provincial Mean, 2010-2013



4 Year Public Exam (Subtest) Mark Trend 2010-2013



\* Visual Media Literacy, Visual Artistic Literacy and Contemporary Media Deconstruction are new categories introduced in June 2013.

**District 4 - Eastern**

#218 - St. Joseph's Academy, Lamaline

Grades: K-12

Number of Students      10

**English 3201**

School  
District  
Province

**Public Exam Mark**

School vs District

School vs Province

67.7  
68.9  
68.6



**Final Mark**

School vs District

School vs Province

69.1  
69.6  
69.3



**Subtest**

**Visual Media Literacy**

School  
District  
Province

52.8  
65.8  
65.3



**Visual Artistic Literacy**

School  
District  
Province

64.2  
69.0  
68.6



**Prose**

School  
District  
Province

71.2  
74.4  
73.5



**Poetry**

School  
District  
Province

66.0  
70.0  
69.3



**Contemporary Media Deconstruction**

School  
District  
Province

64.0  
69.5  
69.5



**Comparative Study**

School  
District  
Province

65.3  
58.8  
59.2




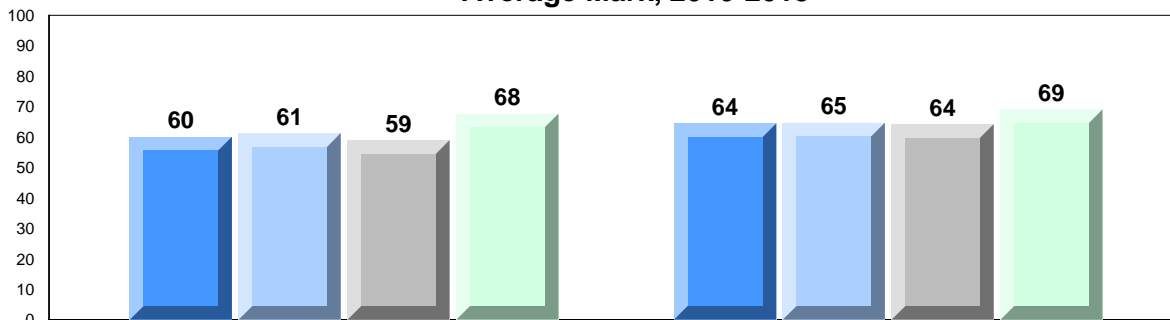
**Personal Response**

School  
District  
Province

65.0  
60.6  
60.6



**Average Mark, 2010-2013**



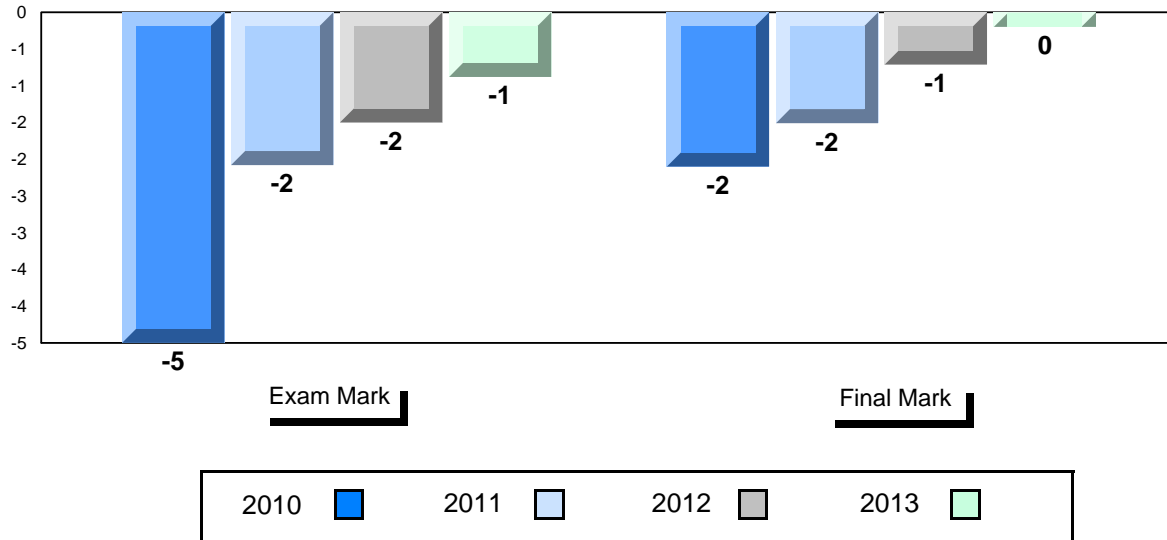
\* Visual Media Literacy, Visual Artistic Literacy and Contemporary Media Deconstruction are new categories introduced in June 2013.

District 4 - Eastern

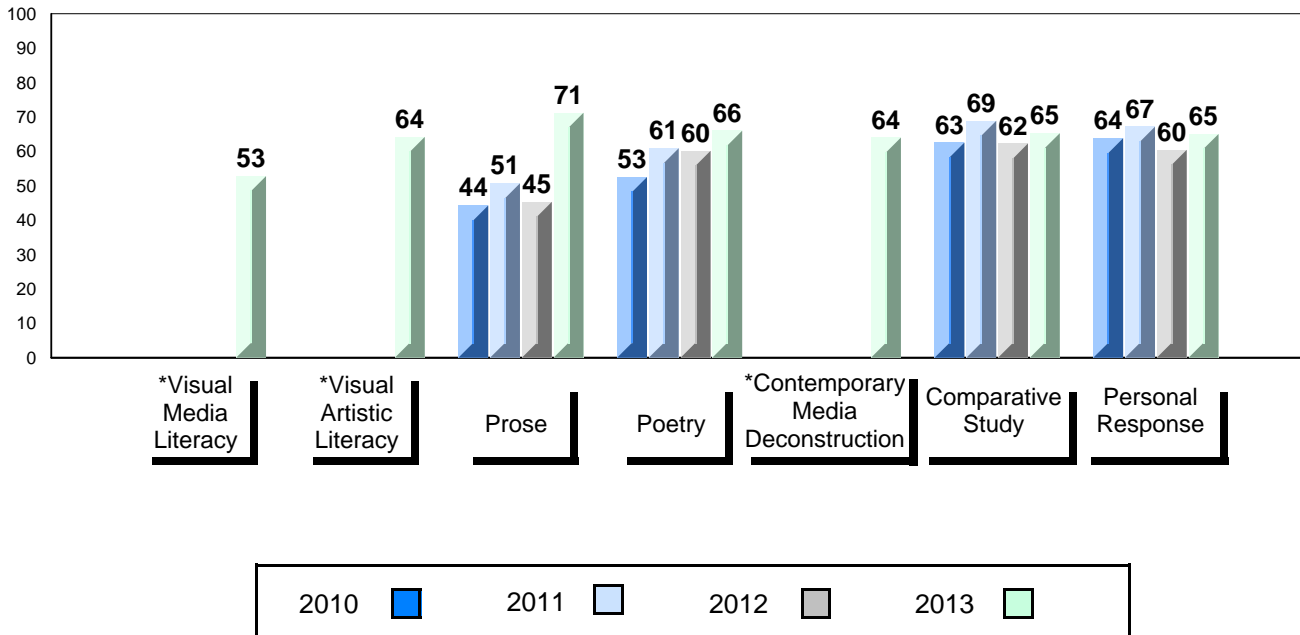
#218 - St. Joseph's Academy, Lamaline

Grades: K-12

Difference from Provincial Mean, 2010-2013



4 Year Public Exam (Subtest) Mark Trend 2010-2013



\* Visual Media Literacy, Visual Artistic Literacy and Contemporary Media Deconstruction are new categories introduced in June 2013.

**District 4 - Eastern**

#219 - Marystown Central High School, Marystown

Grades: 10-12

Number of Students      97

**English 3201**

School  
District  
Province

**Public Exam Mark**

School vs District      School vs Province

70.1  
68.9  
68.6



**Final Mark**

School vs District      School vs Province

68.8  
69.6  
69.3



**Subtest**

**Visual Media Literacy**

School  
District  
Province

69.2  
65.8  
65.3



**Visual Artistic Literacy**

School  
District  
Province

72.8  
69.0  
68.6



**Prose**

School  
District  
Province

77.1  
74.4  
73.5



**Poetry**

School  
District  
Province

69.9  
70.0  
69.3



**Contemporary Media Deconstruction**

School  
District  
Province

69.2  
69.5  
69.5



**Comparative Study**

School  
District  
Province

58.9  
58.8  
59.2




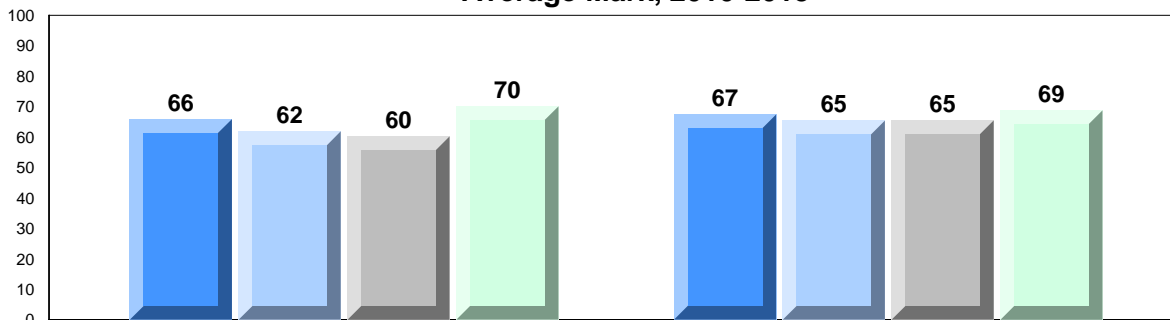
**Personal Response**

School  
District  
Province

61.3  
60.6  
60.6



**Average Mark, 2010-2013**



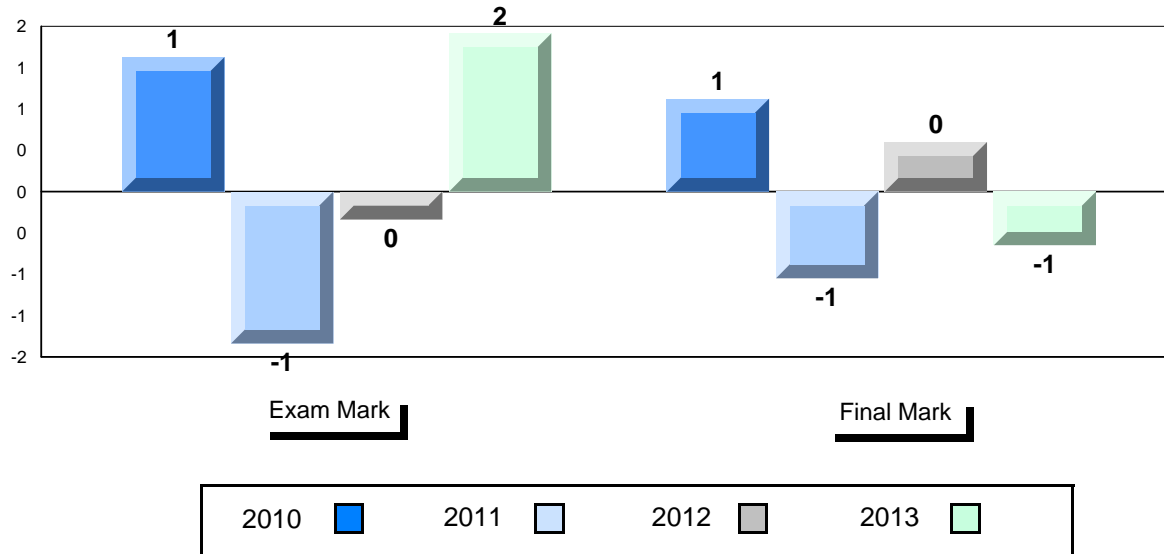
\* Visual Media Literacy, Visual Artistic Literacy and Contemporary Media Deconstruction are new categories introduced in June 2013.

District 4 - Eastern

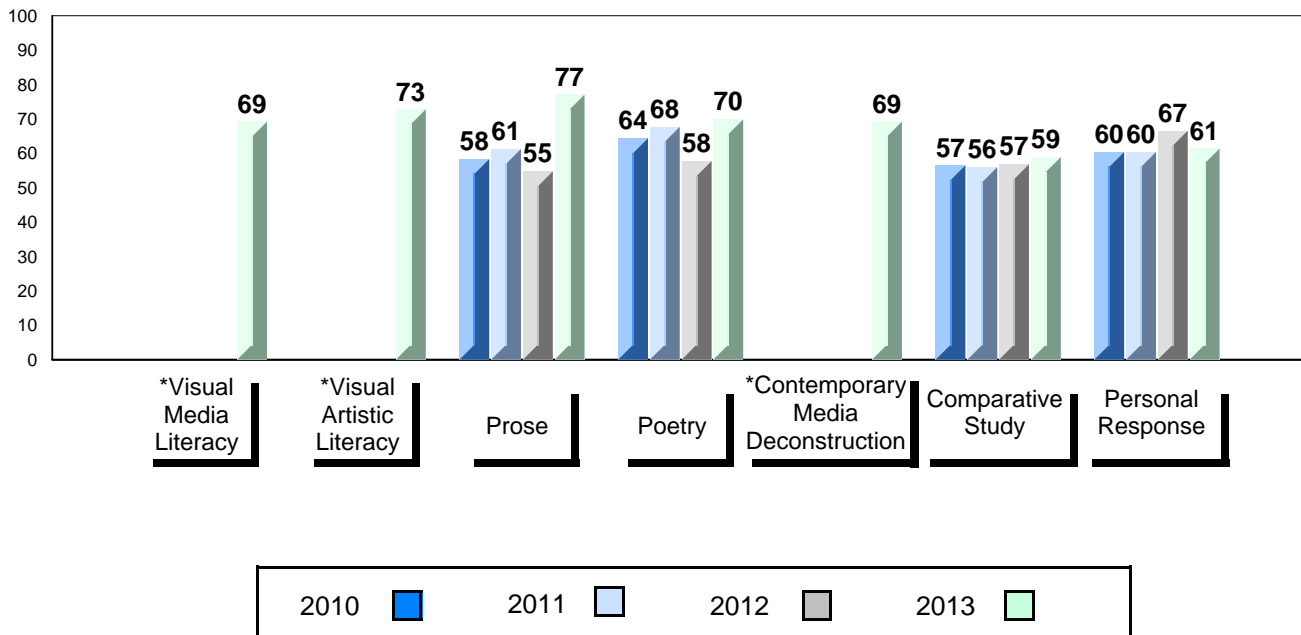
#219 - Marystown Central High School, Marystown

Grades: 10-12

Difference from Provincial Mean, 2010-2013



4 Year Public Exam (Subtest) Mark Trend 2010-2013



\* Visual Media Literacy, Visual Artistic Literacy and Contemporary Media Deconstruction are new categories introduced in June 2013.



**District 4 - Eastern**

#223 - Christ the King School, Rushoon

Grades: K-12

Number of Students 13

**English 3201**

School  
District  
Province

**Public Exam Mark**

School vs District

School vs Province

67.2  
68.9  
68.6



**Final Mark**

School vs District

School vs Province

67.4  
69.6  
69.3



**Subtest**

**Visual Media Literacy**

School  
District  
Province

72.2  
65.8  
65.3



**Visual Artistic Literacy**

School  
District  
Province

73.7  
69.0  
68.6



**Prose**

School  
District  
Province

65.4  
74.4  
73.5



**Poetry**

School  
District  
Province

63.5  
70.0  
69.3



**Contemporary Media Deconstruction**

School  
District  
Province

68.5  
69.5  
69.5



**Comparative Study**

School  
District  
Province

61.9  
58.8  
59.2



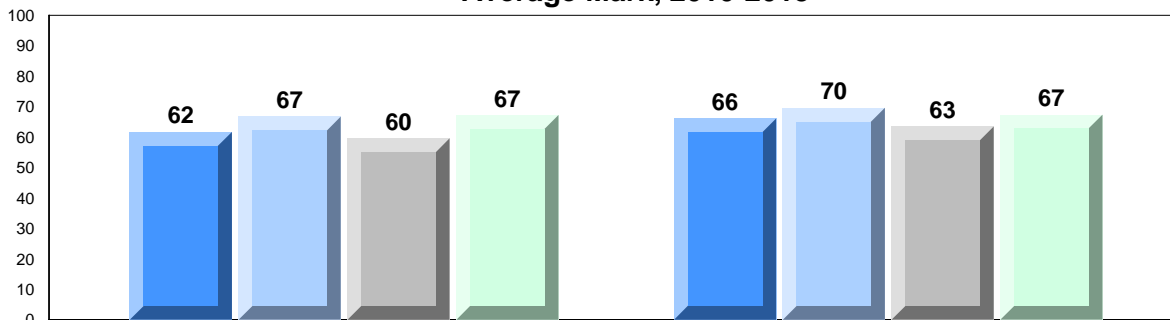
**Personal Response**

School  
District  
Province

60.0  
60.6  
60.6

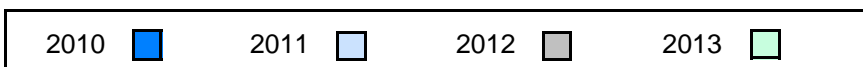


**Average Mark, 2010-2013**



Exam Mark

Final Mark



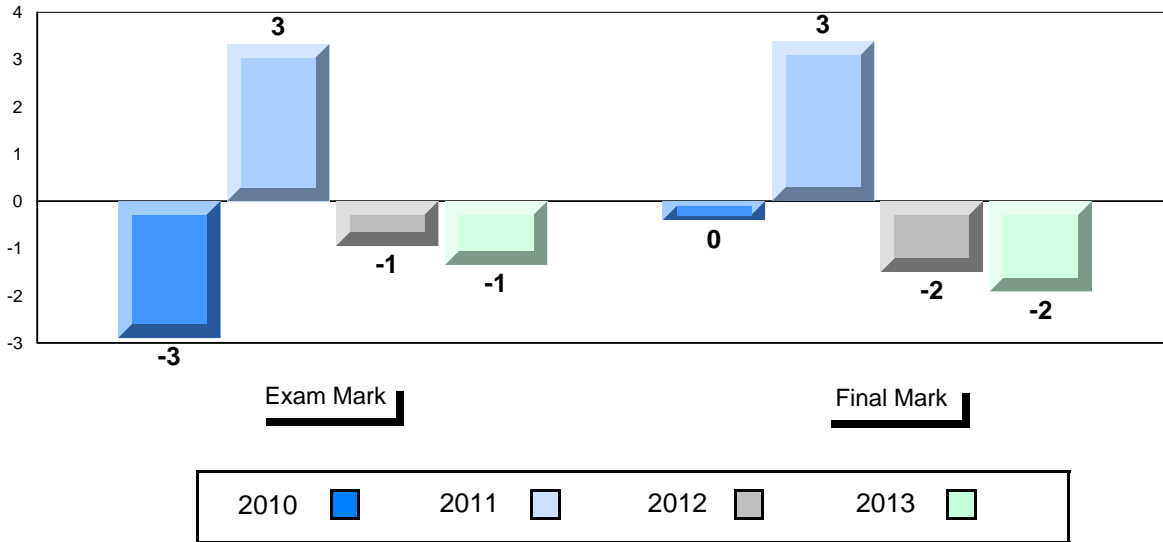
\* Visual Media Literacy, Visual Artistic Literacy and Contemporary Media Deconstruction are new categories introduced in June 2013.

District 4 - Eastern

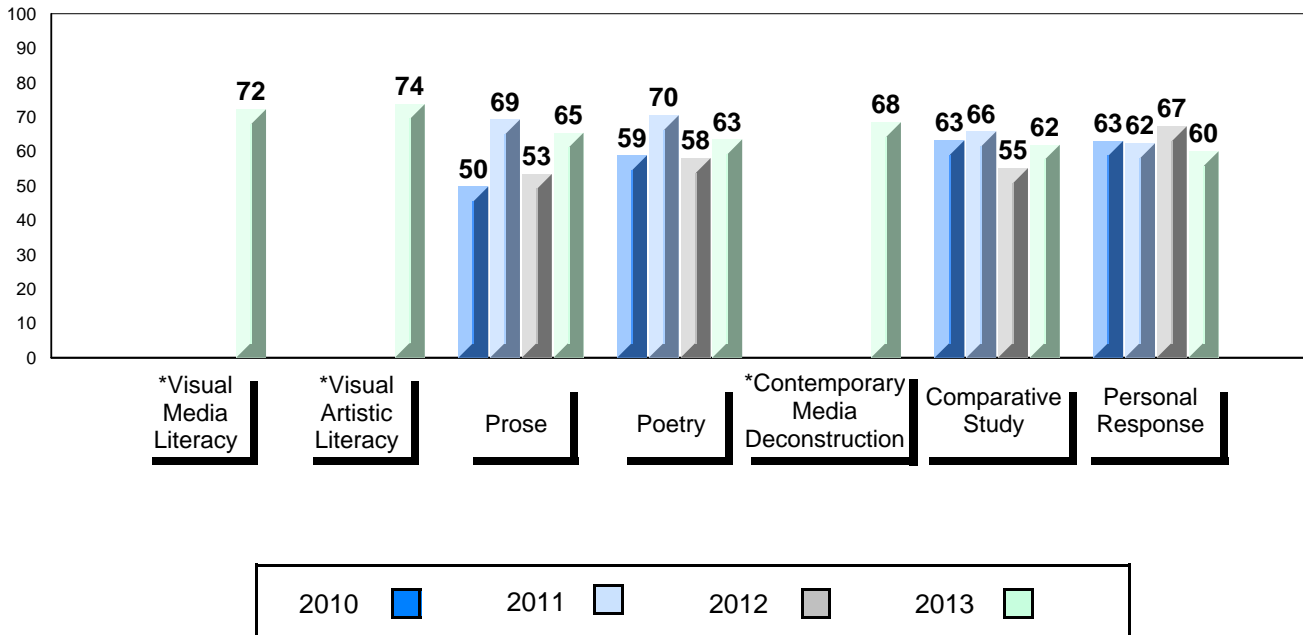
#223 - Christ the King School, Rushoon

Grades: K-12

Difference from Provincial Mean, 2010-2013



4 Year Public Exam (Subtest) Mark Trend 2010-2013



\* Visual Media Literacy, Visual Artistic Literacy and Contemporary Media Deconstruction are new categories introduced in June 2013.

**District 4 - Eastern**

#226 - Fortune Bay Academy, St. Bernard's - Jacques Fontain

Grades: K-12

Number of Students 10

**English 3201**

School  
District  
Province

**Public Exam Mark**

School vs District

School vs Province

64.8  
68.9  
68.6



**Final Mark**

School vs District

School vs Province

68.1  
69.6  
69.3



**Subtest**

**Visual Media Literacy**

School  
District  
Province

65.6  
65.8  
65.3



**Visual Artistic Literacy**

School  
District  
Province

71.7  
69.0  
68.6



**Prose**

School  
District  
Province

70.2  
74.4  
73.5



**Poetry**

School  
District  
Province

60.5  
70.0  
69.3



**Contemporary Media Deconstruction**

School  
District  
Province

62.0  
69.5  
69.5



**Comparative Study**

School  
District  
Province

48.8  
58.8  
59.2




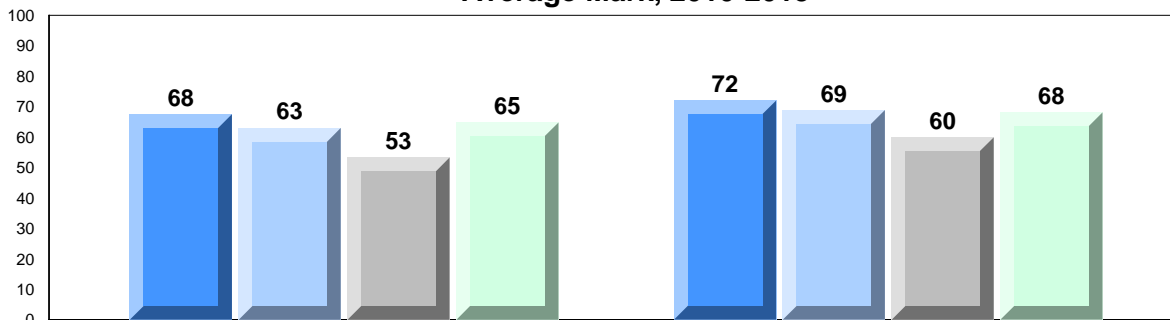
**Personal Response**

School  
District  
Province

70.0  
60.6  
60.6



**Average Mark, 2010-2013**



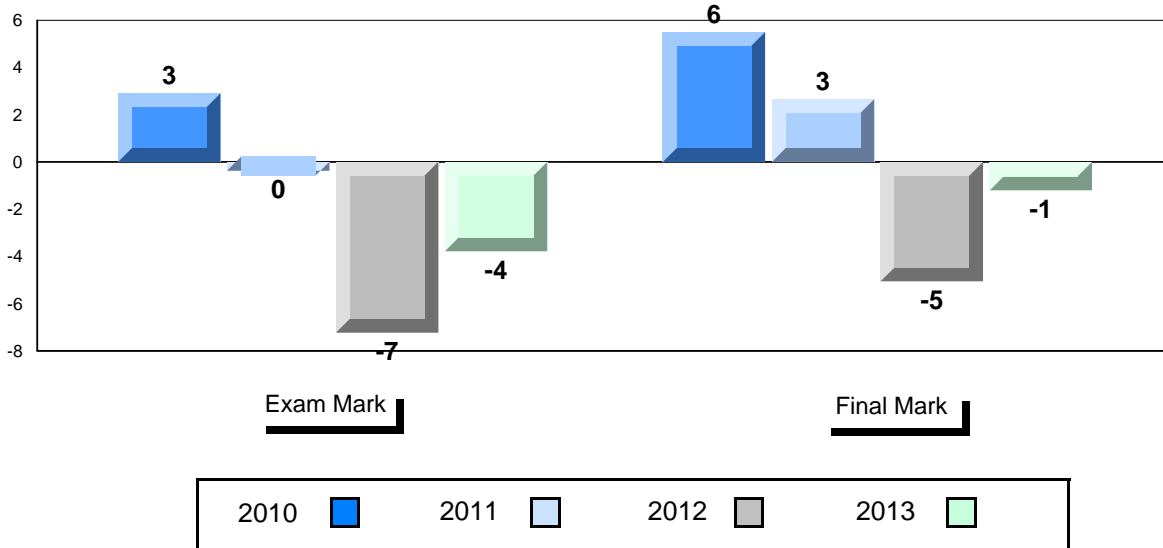
\* Visual Media Literacy, Visual Artistic Literacy and Contemporary Media Deconstruction are new categories introduced in June 2013.

District 4 - Eastern

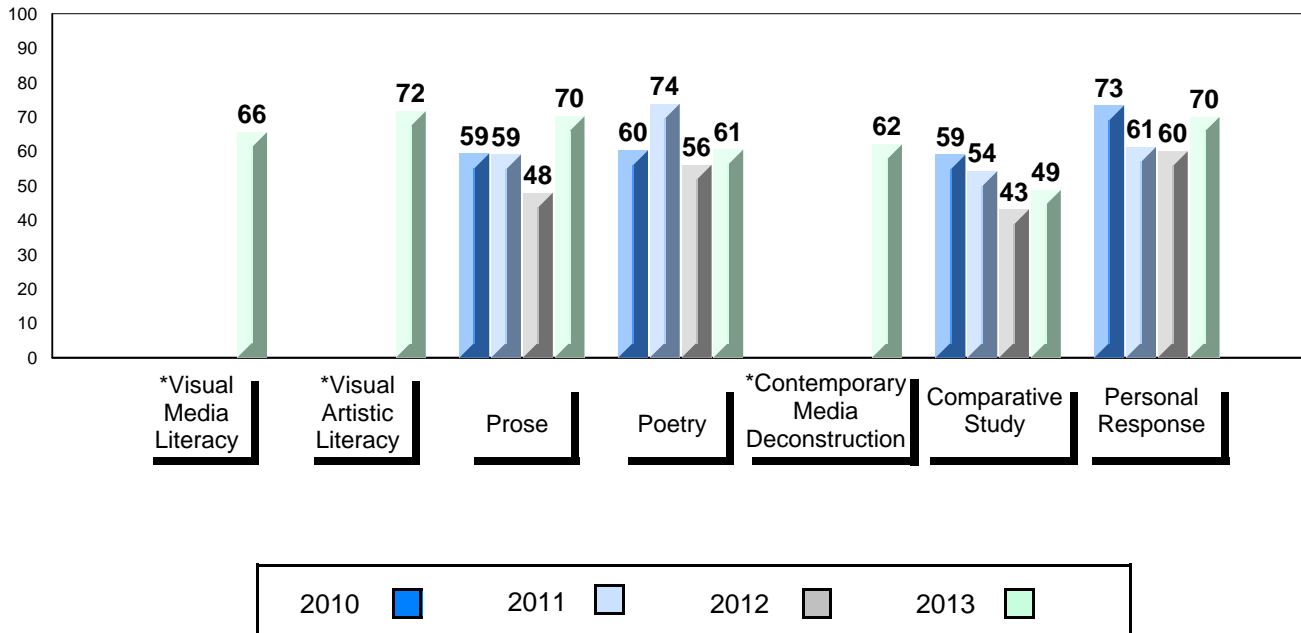
#226 - Fortune Bay Academy, St. Bernard's - Jacques Fontain

Grades: K-12

Difference from Provincial Mean, 2010-2013



4 Year Public Exam (Subtest) Mark Trend 2010-2013



\* Visual Media Literacy, Visual Artistic Literacy and Contemporary Media Deconstruction are new categories introduced in June 2013.

**District 4 - Eastern**

#228 - St. Lawrence Academy, St. Lawrence

Grades: K-12

Number of Students      15

**English 3201**

School  
District  
Province

**Public Exam Mark**

School vs District      School vs Province

77.3  
68.9  
68.6



**Final Mark**

School vs District      School vs Province

75.0  
69.6  
69.3



**Subtest**

**Visual Media Literacy**

School  
District  
Province

75.2  
65.8  
65.3



**Visual Artistic Literacy**

School  
District  
Province

88.3  
69.0  
68.6



**Prose**

School  
District  
Province

80.4  
74.4  
73.5



**Poetry**

School  
District  
Province

76.3  
70.0  
69.3



**Contemporary Media Deconstruction**

School  
District  
Province

72.7  
69.5  
69.5



**Comparative Study**

School  
District  
Province

72.3  
58.8  
59.2



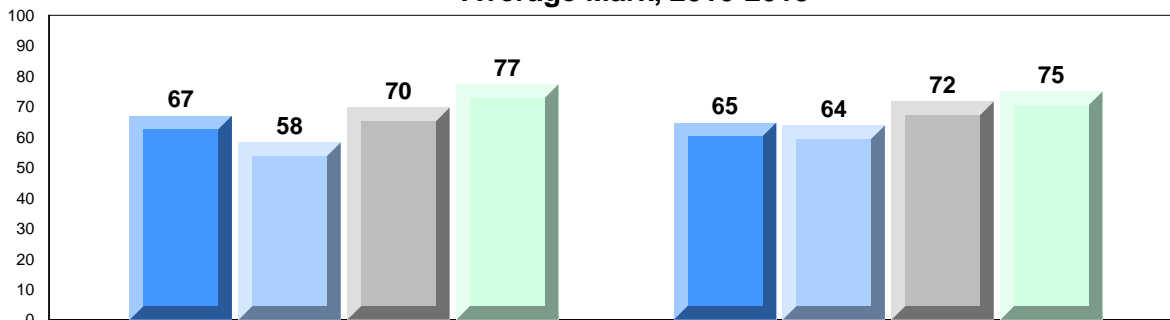
**Personal Response**

School  
District  
Province

72.3  
60.6  
60.6

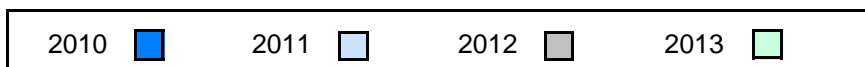


**Average Mark, 2010-2013**



Exam Mark

Final Mark



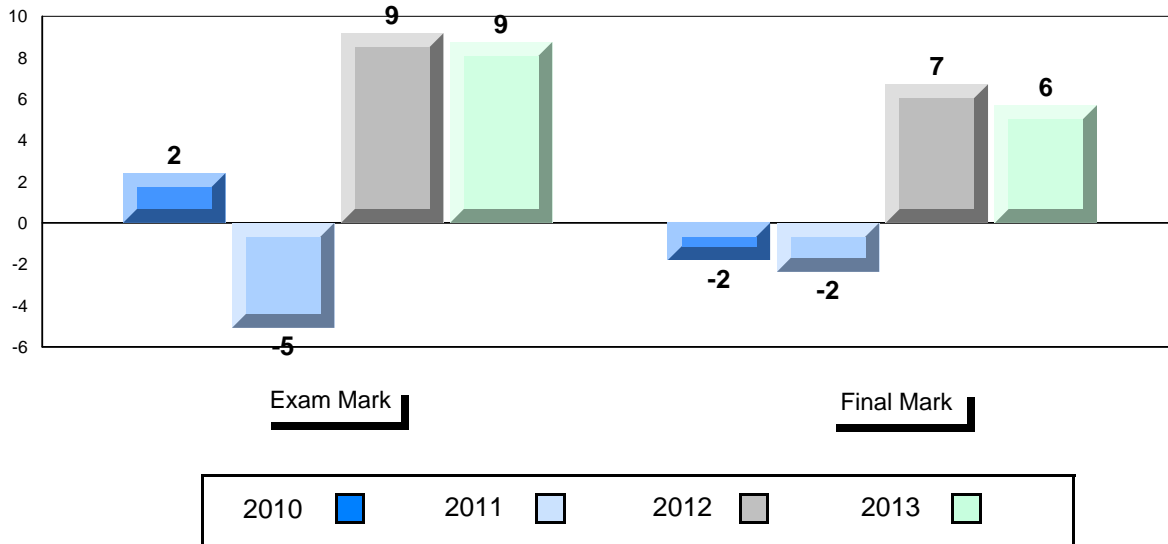
\* Visual Media Literacy, Visual Artistic Literacy and Contemporary Media Deconstruction are new categories introduced in June 2013.

District 4 - Eastern

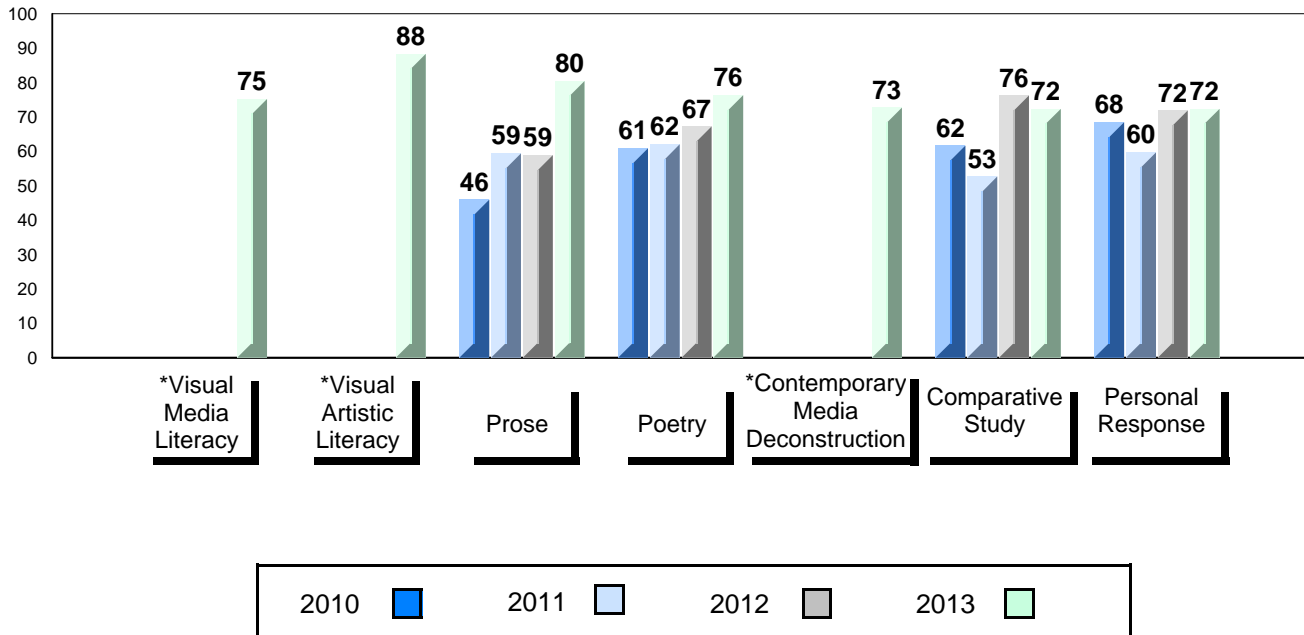
#228 - St. Lawrence Academy, St. Lawrence

Grades: K-12

Difference from Provincial Mean, 2010-2013



4 Year Public Exam (Subtest) Mark Trend 2010-2013



\* Visual Media Literacy, Visual Artistic Literacy and Contemporary Media Deconstruction are new categories introduced in June 2013.

**District 4 - Eastern**

#229 - St. Joseph's All Grade, Terrenceville

Grades: K-12

Number of Students 6

**English 3201**

School  
District  
Province

**Public Exam Mark**

School vs District

School vs Province

65.7  
68.9  
68.6



**Final Mark**

School vs District

School vs Province

68.7  
69.6  
69.3



**Subtest**

**Visual Media Literacy**

School  
District  
Province

61.1  
65.8  
65.3



**Visual Artistic Literacy**

School  
District  
Province

68.1  
69.0  
68.6



**Prose**

School  
District  
Province

69.3  
74.4  
73.5



**Poetry**

School  
District  
Province

60.0  
70.0  
69.3



**Contemporary Media Deconstruction**

School  
District  
Province

65.0  
69.5  
69.5



**Comparative Study**

School  
District  
Province

61.3  
58.8  
59.2



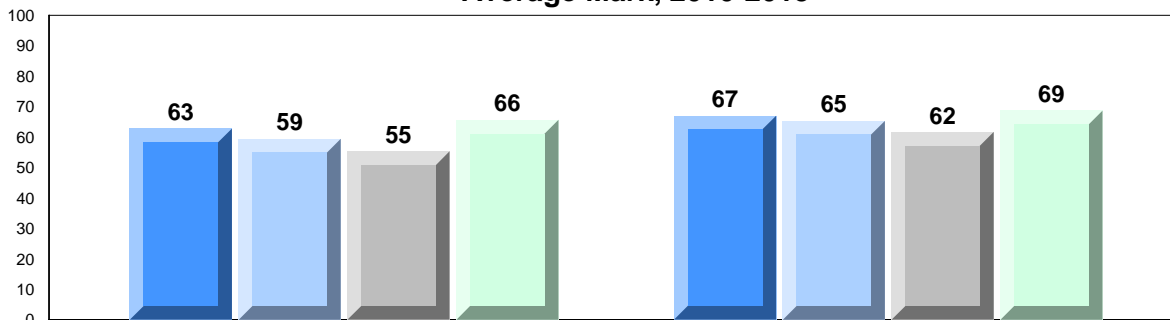
**Personal Response**

School  
District  
Province

63.3  
60.6  
60.6

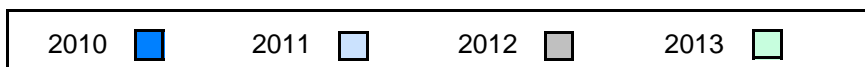


**Average Mark, 2010-2013**



Exam Mark

Final Mark



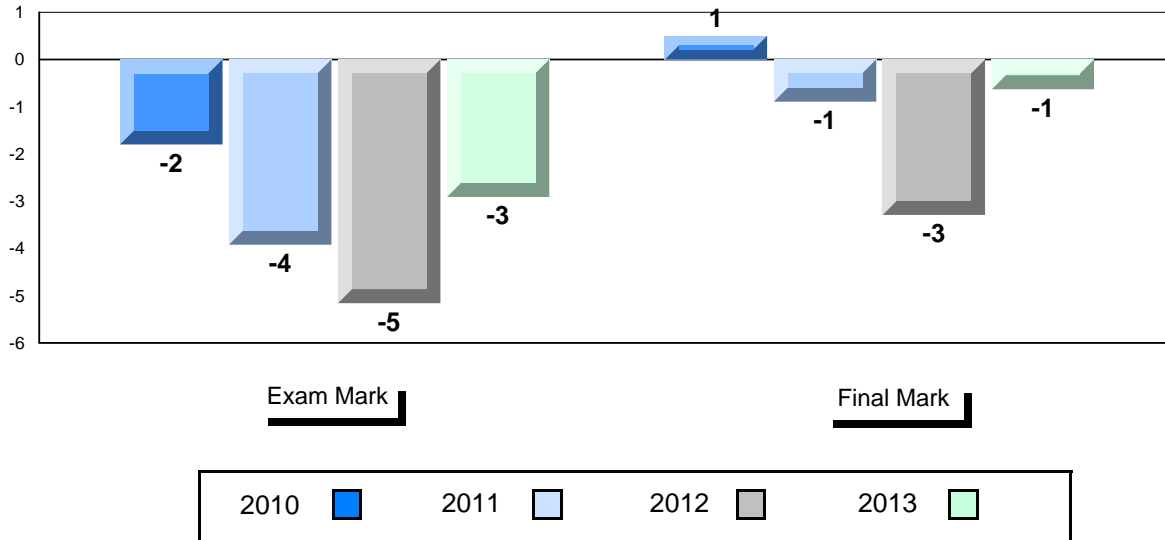
\* Visual Media Literacy, Visual Artistic Literacy and Contemporary Media Deconstruction are new categories introduced in June 2013.

District 4 - Eastern

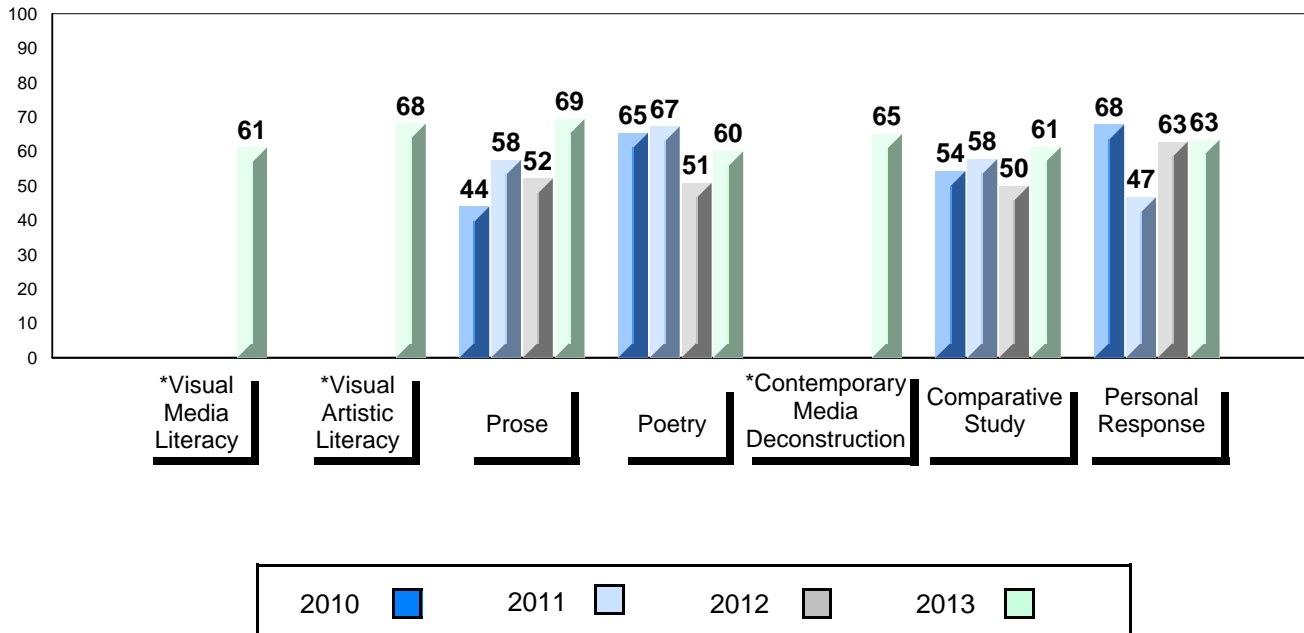
#229 - St. Joseph's All Grade, Terrenceville

Grades: K-12

Difference from Provincial Mean, 2010-2013



4 Year Public Exam (Subtest) Mark Trend 2010-2013



\* Visual Media Literacy, Visual Artistic Literacy and Contemporary Media Deconstruction are new categories introduced in June 2013.



**District 4 - Eastern**

#231 - Discovery Collegiate, Bonavista

Grades: 9-12

Number of Students 38

**English 3201**

School  
District  
Province

**Public Exam Mark**

School vs District

School vs Province

73.2  
68.9  
68.6



**Final Mark**

School vs District

School vs Province

71.1  
69.6  
69.3



**Subtest**

**Visual Media Literacy**

School  
District  
Province

72.2  
65.8  
65.3



**Visual Artistic Literacy**

School  
District  
Province

80.9  
69.0  
68.6



**Prose**

School  
District  
Province

78.7  
74.4  
73.5



**Poetry**

School  
District  
Province

74.5  
70.0  
69.3



**Contemporary Media Deconstruction**

School  
District  
Province

71.6  
69.5  
69.5



**Comparative Study**

School  
District  
Province

60.7  
58.8  
59.2



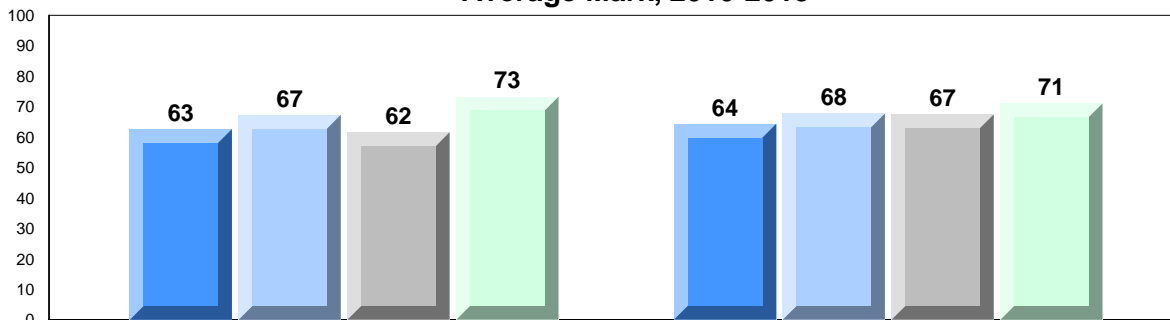
**Personal Response**

School  
District  
Province

65.5  
60.6  
60.6

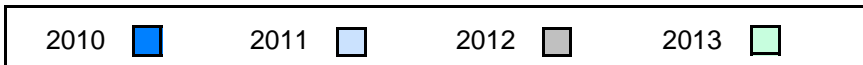


**Average Mark, 2010-2013**



Exam Mark

Final Mark



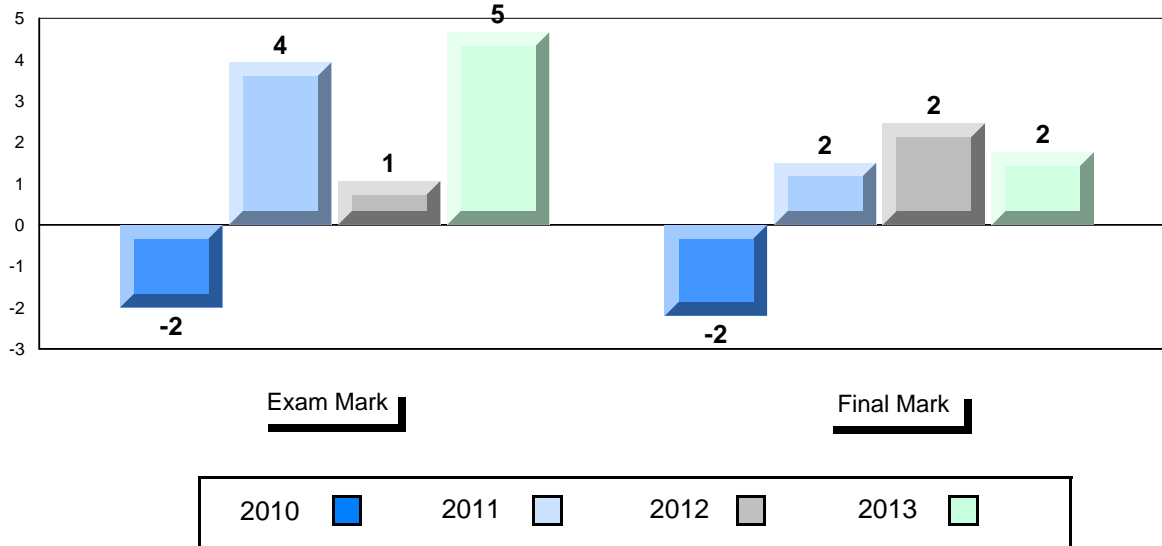
\* Visual Media Literacy, Visual Artistic Literacy and Contemporary Media Deconstruction are new categories introduced in June 2013.

District 4 - Eastern

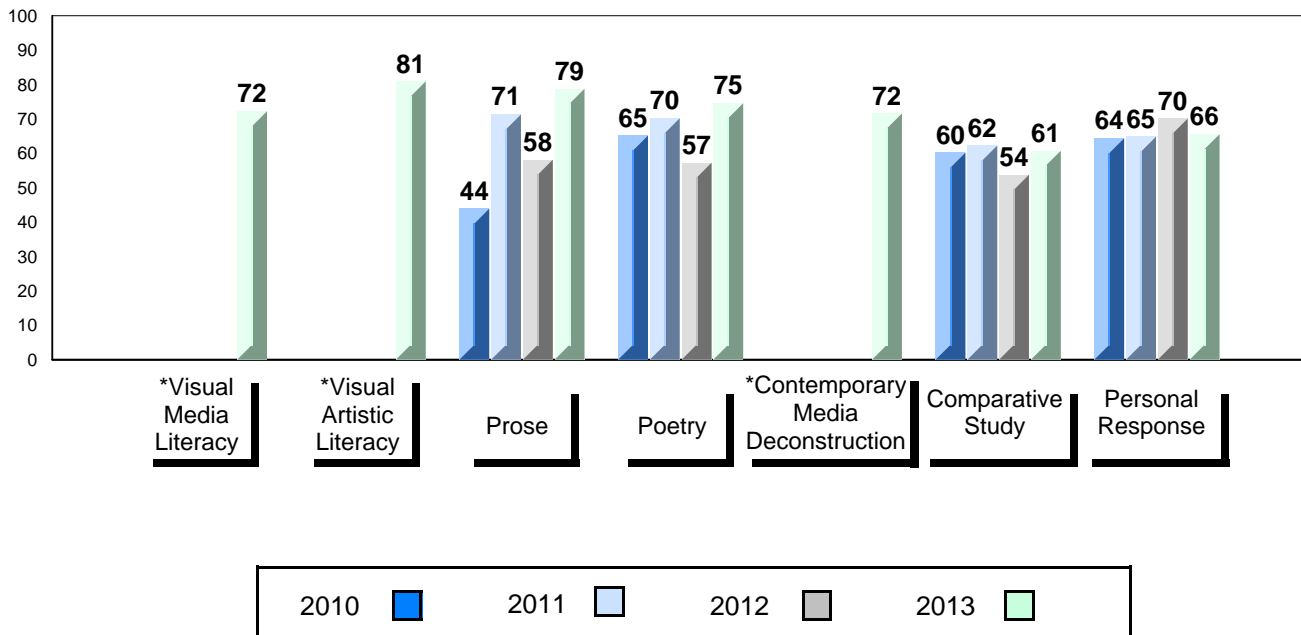
#231 - Discovery Collegiate, Bonavista

Grades: 9-12

Difference from Provincial Mean, 2010-2013



4 Year Public Exam (Subtest) Mark Trend 2010-2013



\* Visual Media Literacy, Visual Artistic Literacy and Contemporary Media Deconstruction are new categories introduced in June 2013.

**District 4 - Eastern**

#235 - Clarenville High School, Clarenville

Grades: 10-12

Number of Students      74

**English 3201**

School  
District  
Province

**Public Exam Mark**

School vs District      School vs Province

74.4  
68.9  
68.6



**Final Mark**

School vs District      School vs Province

73.9  
69.6  
69.3



**Subtest**

**Visual Media Literacy**

School  
District  
Province

72.3  
65.8  
65.3



**Visual Artistic Literacy**

School  
District  
Province

81.9  
69.0  
68.6



**Prose**

School  
District  
Province

80.4  
74.4  
73.5



**Poetry**

School  
District  
Province

72.8  
70.0  
69.3



**Contemporary Media Deconstruction**

School  
District  
Province

69.7  
69.5  
69.5



**Comparative Study**

School  
District  
Province

67.0  
58.8  
59.2



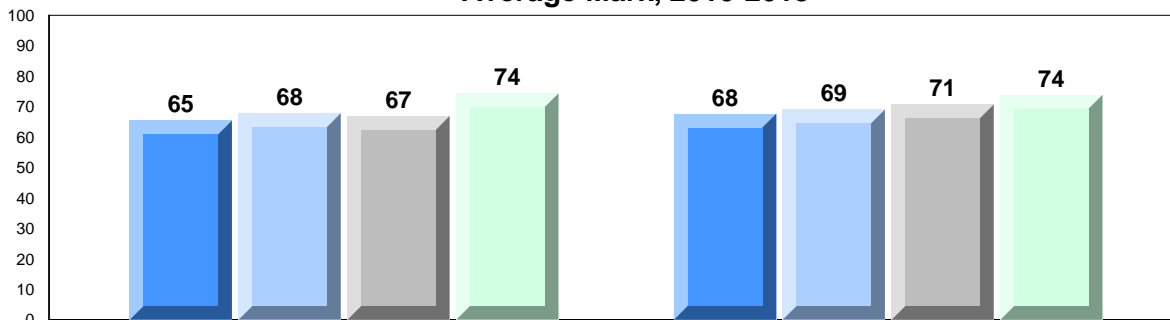
**Personal Response**

School  
District  
Province

66.0  
60.6  
60.6

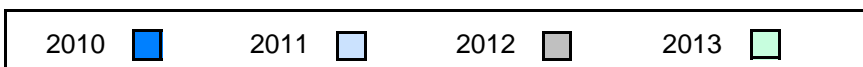


**Average Mark, 2010-2013**



Exam Mark

Final Mark



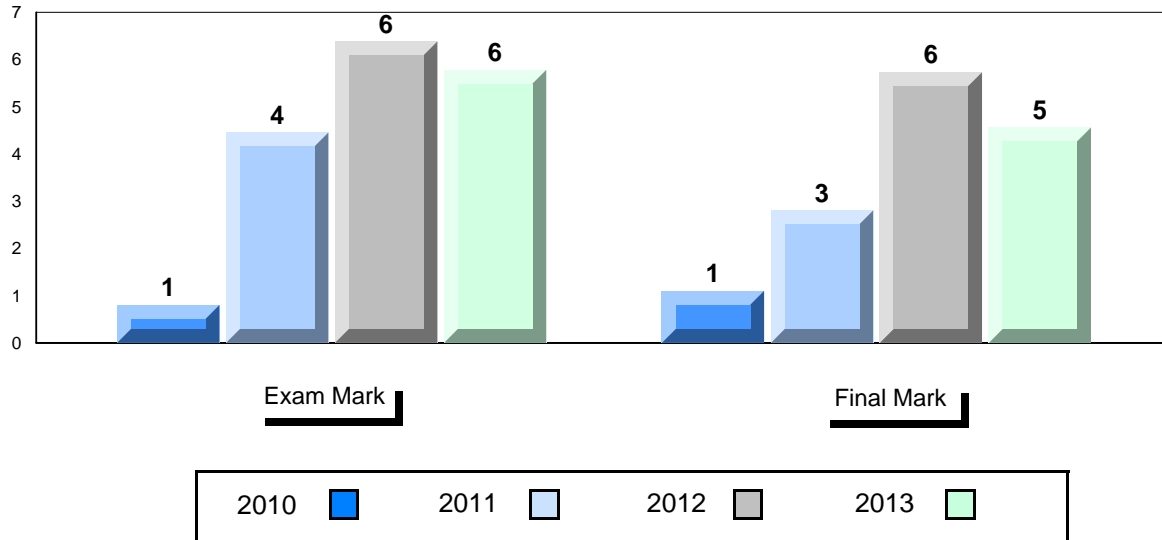
\* Visual Media Literacy, Visual Artistic Literacy and Contemporary Media Deconstruction are new categories introduced in June 2013.

District 4 - Eastern

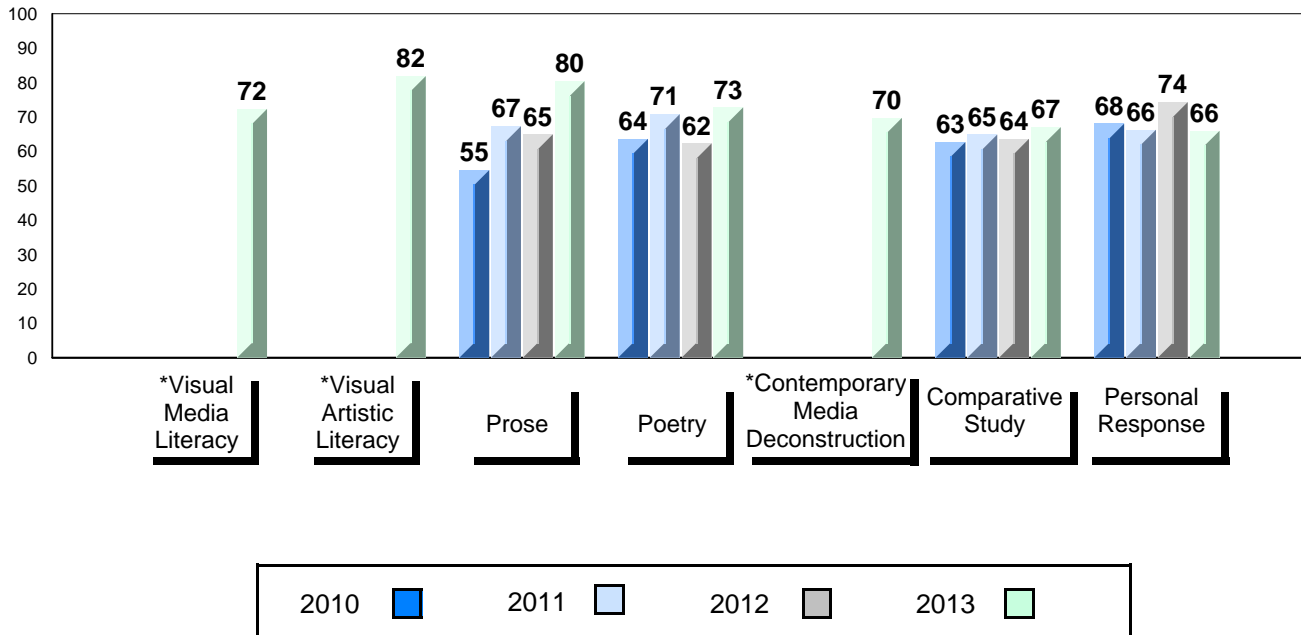
#235 - Clarenville High School, Clarenville

Grades: 10-12

Difference from Provincial Mean, 2010-2013



4 Year Public Exam (Subtest) Mark Trend 2010-2013



\* Visual Media Literacy, Visual Artistic Literacy and Contemporary Media Deconstruction are new categories introduced in June 2013.

**District 4 - Eastern**

#240 - Bishop White School, Port Rexton

Grades: K-12

Number of Students            6

**English 3201**

School  
District  
Province

**Public Exam Mark**

School vs District

School vs Province

66.0  
68.9  
68.6



**Final Mark**

School vs District

School vs Province

66.0  
69.6  
69.3



**Subtest**

**Visual Media Literacy**

School  
District  
Province

50.9  
65.8  
65.3



**Visual Artistic Literacy**

School  
District  
Province

80.6  
69.0  
68.6



**Prose**

School  
District  
Province

72.7  
74.4  
73.5



**Poetry**

School  
District  
Province

66.7  
70.0  
69.3



**Contemporary Media Deconstruction**

School  
District  
Province

73.3  
69.5  
69.5



**Comparative Study**

School  
District  
Province

52.1  
58.8  
59.2



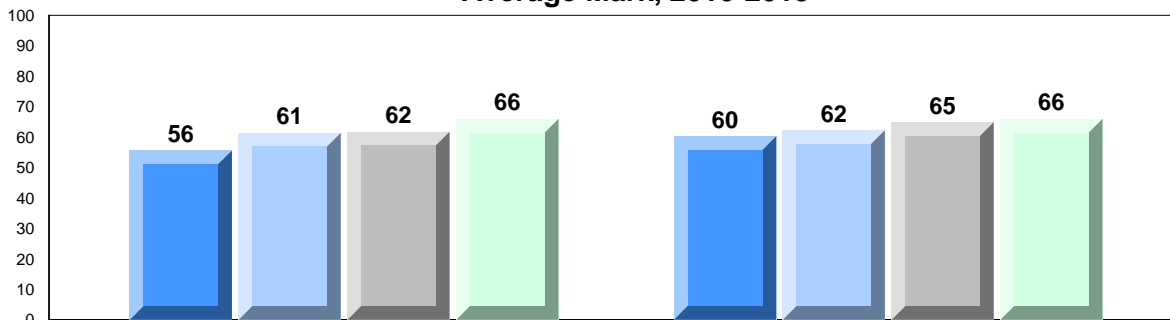
**Personal Response**

School  
District  
Province

63.3  
60.6  
60.6

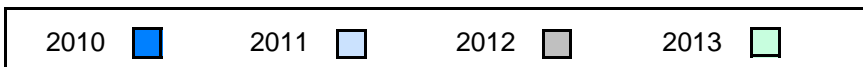


**Average Mark, 2010-2013**



Exam Mark

Final Mark



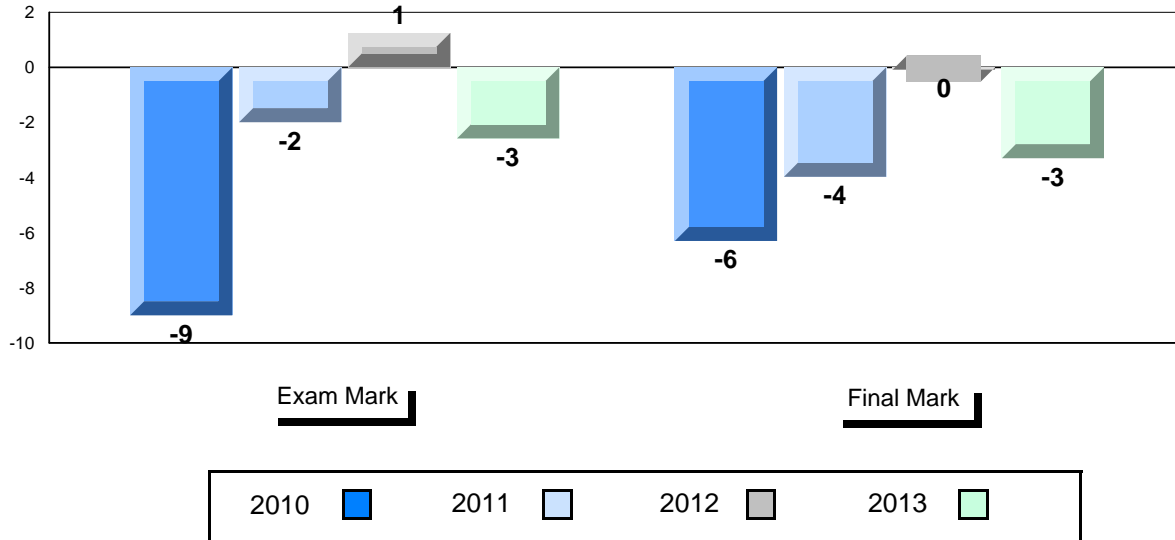
\* Visual Media Literacy, Visual Artistic Literacy and Contemporary Media Deconstruction are new categories introduced in June 2013.

District 4 - Eastern

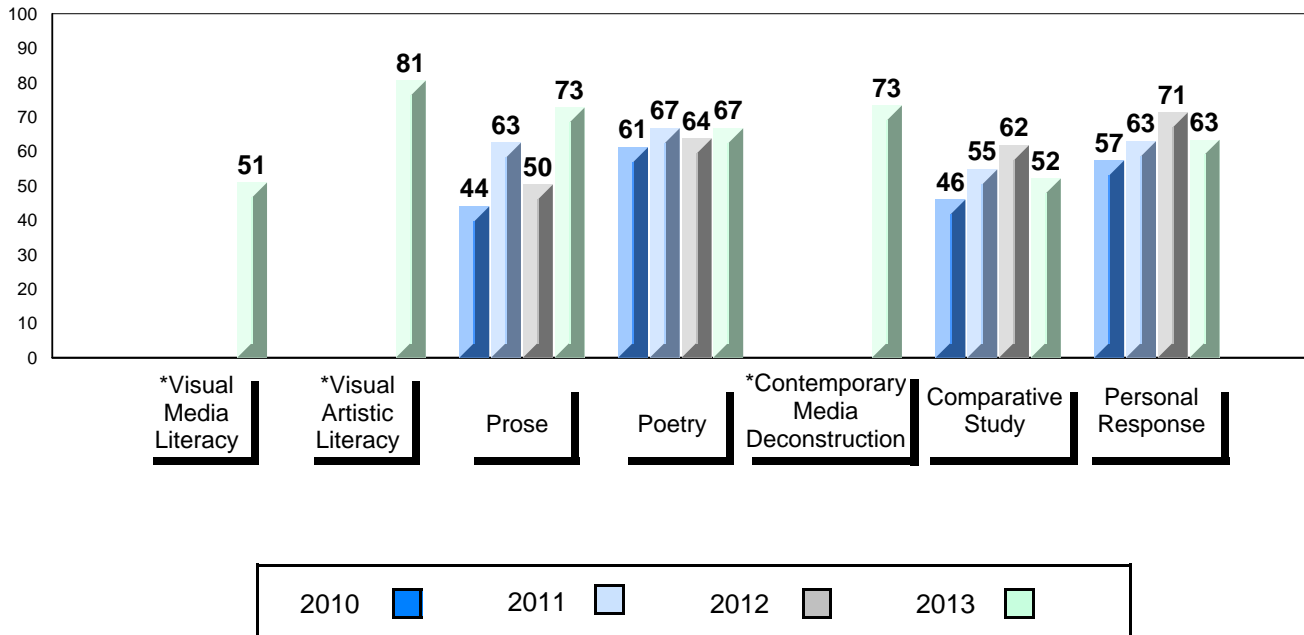
#240 - Bishop White School, Port Rexton

Grades: K-12

Difference from Provincial Mean, 2010-2013



4 Year Public Exam (Subtest) Mark Trend 2010-2013



\* Visual Media Literacy, Visual Artistic Literacy and Contemporary Media Deconstruction are new categories introduced in June 2013.

**District 4 - Eastern**

#242 - Random Island Academy, Hickman's Harbour

Grades: K-12

Number of Students 9

**English 3201**

School  
District  
Province

**Public Exam Mark**

School vs District

School vs Province

61.9  
68.9  
68.6



**Final Mark**

School vs District

School vs Province

64.2  
69.6  
69.3



**Subtest**

**Visual Media Literacy**

School  
District  
Province

57.4  
65.8  
65.3



**Visual Artistic Literacy**

School  
District  
Province

71.3  
69.0  
68.6



**Prose**

School  
District  
Province

62.0  
74.4  
73.5



**Poetry**

School  
District  
Province

54.4  
70.0  
69.3



**Contemporary Media Deconstruction**

School  
District  
Province

73.3  
69.5  
69.5



**Comparative Study**

School  
District  
Province

61.1  
58.8  
59.2



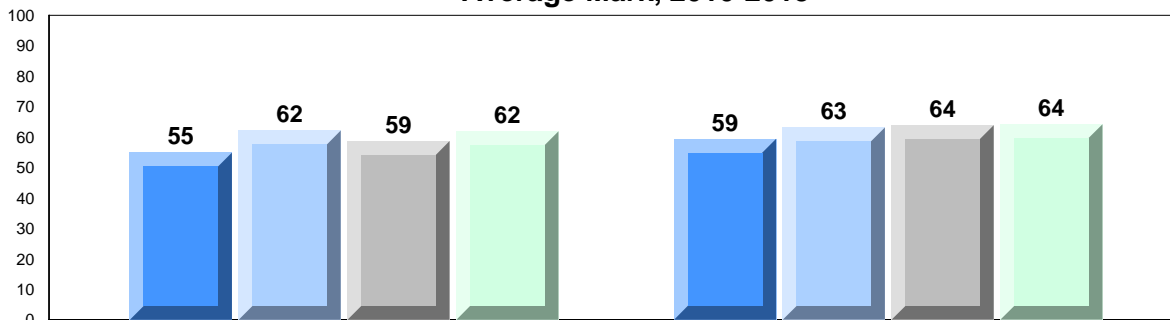
**Personal Response**

School  
District  
Province

55.6  
60.6  
60.6

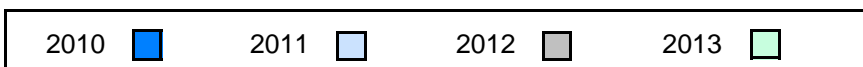


**Average Mark, 2010-2013**



Exam Mark

Final Mark



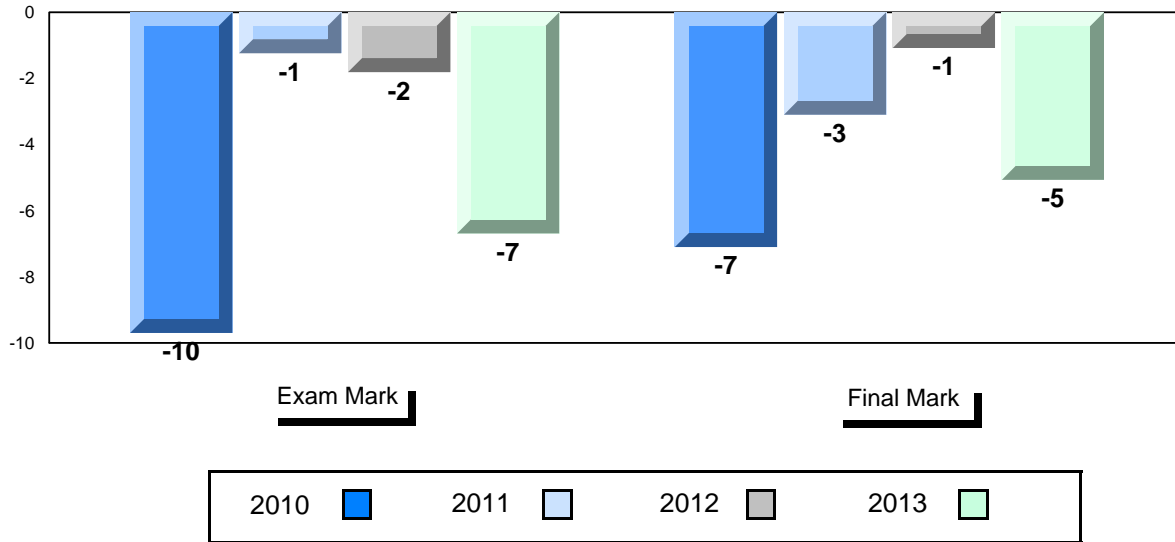
\* Visual Media Literacy, Visual Artistic Literacy and Contemporary Media Deconstruction are new categories introduced in June 2013.

District 4 - Eastern

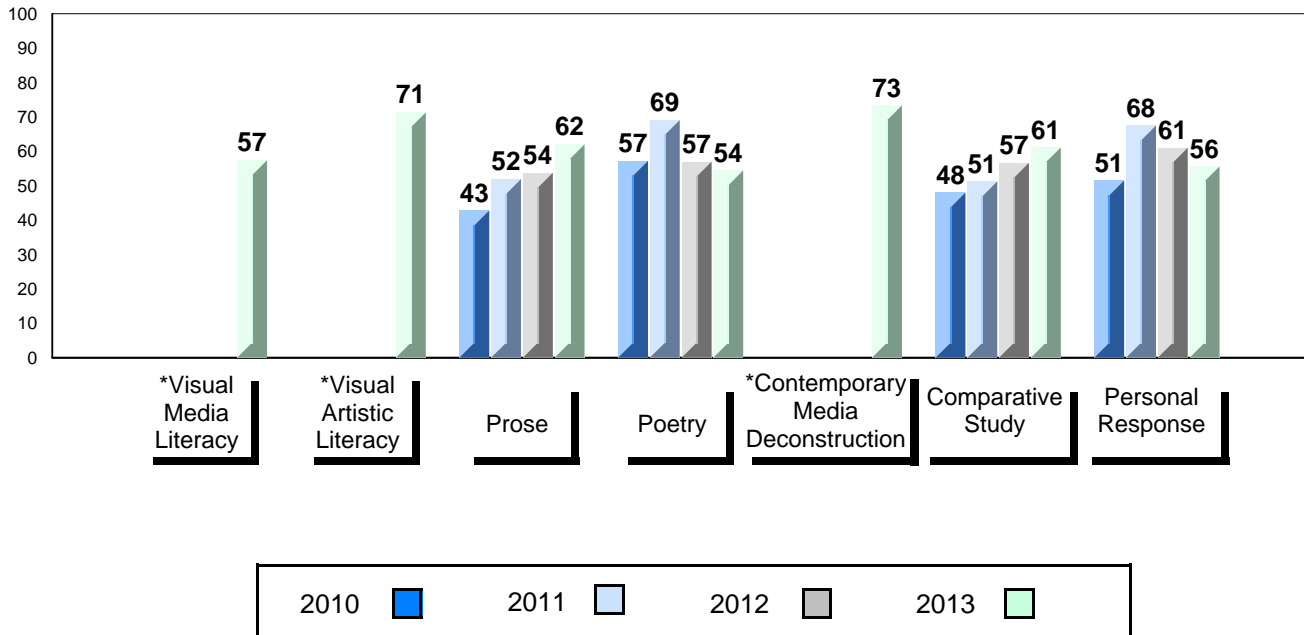
#242 - Random Island Academy, Hickman's Harbour

Grades: K-12

Difference from Provincial Mean, 2010-2013



4 Year Public Exam (Subtest) Mark Trend 2010-2013



\* Visual Media Literacy, Visual Artistic Literacy and Contemporary Media Deconstruction are new categories introduced in June 2013.



**District 4 - Eastern**

#246 - Swift Current Academy, Swift Current

Grades: K-12

Number of Students            5

**English 3201**

School  
District  
Province

**Subtest**

**Visual Media  
Literacy**

School  
District  
Province

**Visual Artistic  
Literacy**

School  
District  
Province

**Prose**

School  
District  
Province

**Poetry**

School  
District  
Province

**Contemporary  
Media  
Deconstruction**

School  
District  
Province

**Comparative  
Study**

School  
District  
Province

**Personal  
Response**

School  
District  
Province

**Public  
Exam  
Mark**

School vs District      School vs Province

*School data with 5 or fewer students withheld for reasons of confidentiality.*

**Final  
Mark**

School vs District      School vs Province

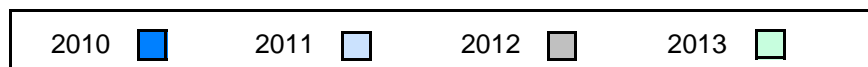
*School data with 5 or fewer students withheld for reasons of confidentiality.*

**Average Mark, 2010-2013**

*School data with 5 or fewer students withheld for reasons of confidentiality.*

**Exam Mark**


**Final Mark**



\* Visual Media Literacy, Visual Artistic Literacy and Contemporary Media Deconstruction are new categories introduced in June 2013.

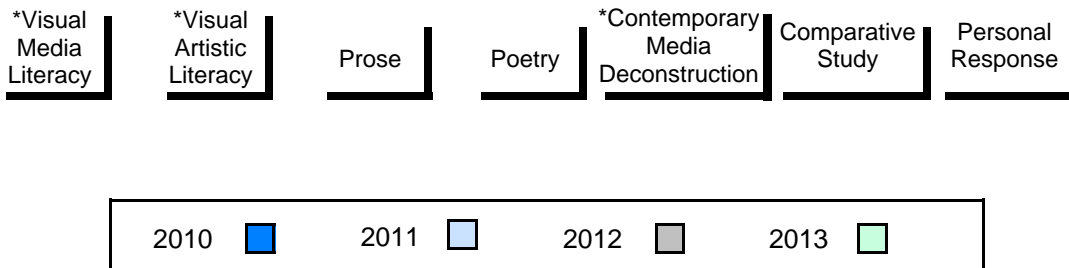
**Difference from Provincial Mean, 2010-2013**

*School data with 5 or fewer students withheld for reasons of confidentiality.*



**4 Year Public Exam (Subtest) Mark Trend 2010-2013**

*School data with 5 or fewer students withheld for reasons of confidentiality.*



\* Visual Media Literacy, Visual Artistic Literacy and Contemporary Media Deconstruction are new categories introduced in June 2013.

**District 4 - Eastern**

#247 - Roncalli Central High, Avondale

Grades: 7-12

Number of Students      47

**English 3201**

School  
District  
Province

**Public Exam Mark**

School vs District      School vs Province

66.1  
68.9  
68.6



**Final Mark**

School vs District      School vs Province

69.2  
69.6  
69.3



**Subtest**

**Visual Media Literacy**

School  
District  
Province

67.9  
65.8  
65.3



**Visual Artistic Literacy**

School  
District  
Province

66.8  
69.0  
68.6



**Prose**

School  
District  
Province

70.9  
74.4  
73.5



**Poetry**

School  
District  
Province

64.3  
70.0  
69.3



**Contemporary Media Deconstruction**

School  
District  
Province

68.3  
69.5  
69.5



**Comparative Study**

School  
District  
Province

54.0  
58.8  
59.2



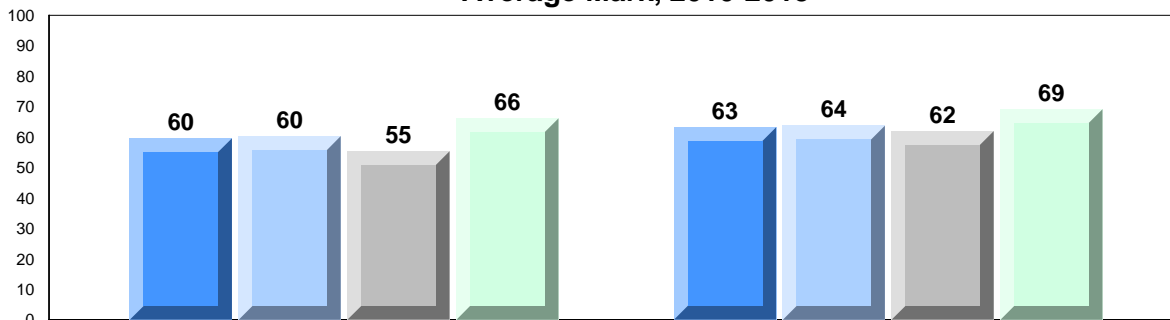
**Personal Response**

School  
District  
Province

60.5  
60.6  
60.6

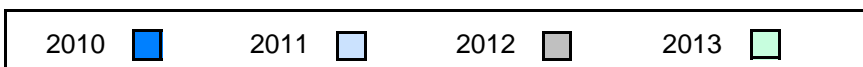


**Average Mark, 2010-2013**



Exam Mark

Final Mark



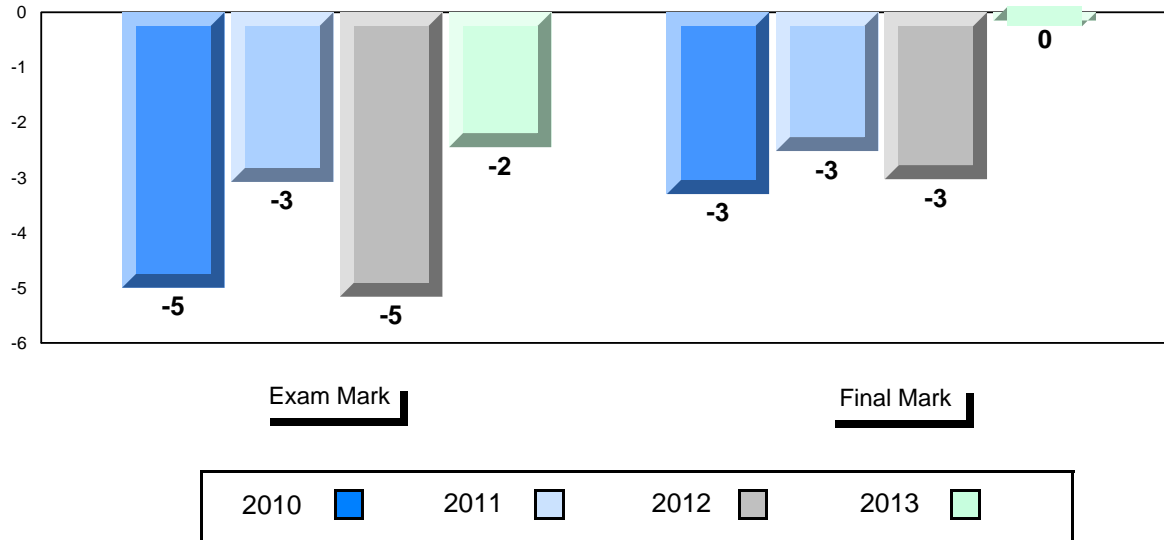
\* Visual Media Literacy, Visual Artistic Literacy and Contemporary Media Deconstruction are new categories introduced in June 2013.

District 4 - Eastern

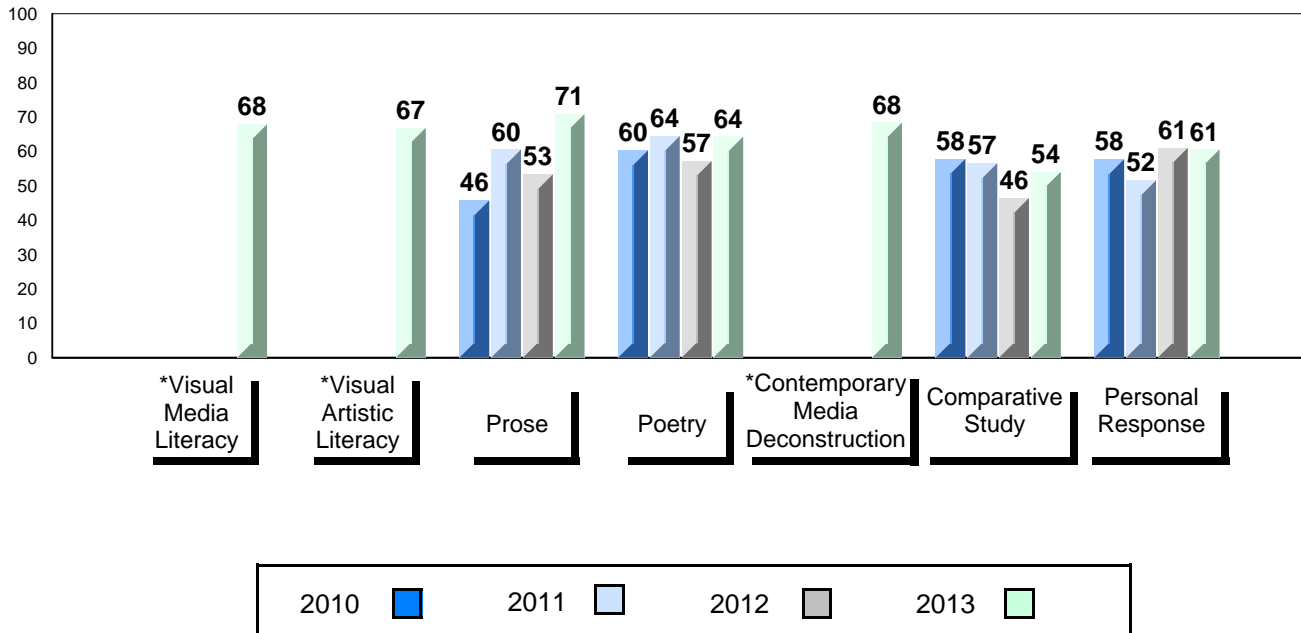
#247 - Roncalli Central High, Avondale

Grades: 7-12

Difference from Provincial Mean, 2010-2013



4 Year Public Exam (Subtest) Mark Trend 2010-2013



\* Visual Media Literacy, Visual Artistic Literacy and Contemporary Media Deconstruction are new categories introduced in June 2013.

**District 4 - Eastern**

#249 - Ascension Collegiate, Bay Roberts

Grades: 10-12

Number of Students      138

**English 3201**

School  
District  
Province

**Public Exam Mark**

School vs District

School vs Province

69.7  
68.9  
68.6



**Final Mark**

School vs District

School vs Province

70.1  
69.6  
69.3



**Subtest**

**Visual Media Literacy**

School  
District  
Province

67.4  
65.8  
65.3



**Visual Artistic Literacy**

School  
District  
Province

76.9  
69.0  
68.6



**Prose**

School  
District  
Province

74.6  
74.4  
73.5



**Poetry**

School  
District  
Province

68.3  
70.0  
69.3



**Contemporary Media Deconstruction**

School  
District  
Province

66.5  
69.5  
69.5



**Comparative Study**

School  
District  
Province

61.3  
58.8  
59.2



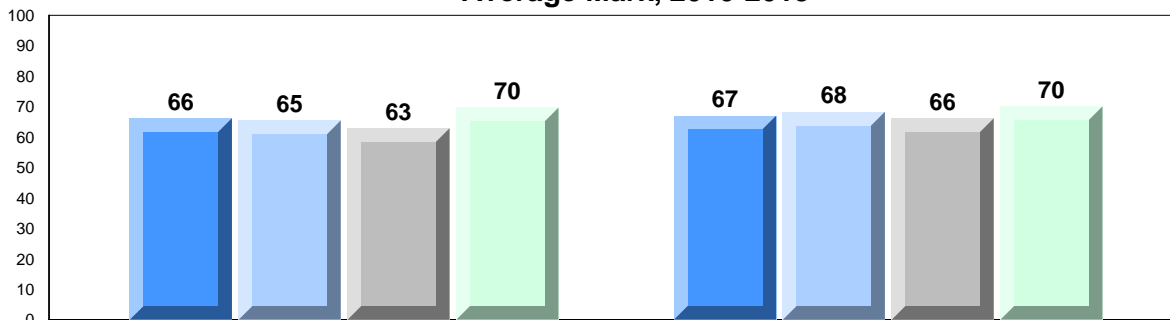
**Personal Response**

School  
District  
Province

61.9  
60.6  
60.6

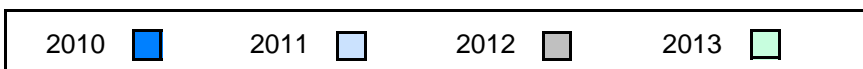


**Average Mark, 2010-2013**



Exam Mark

Final Mark



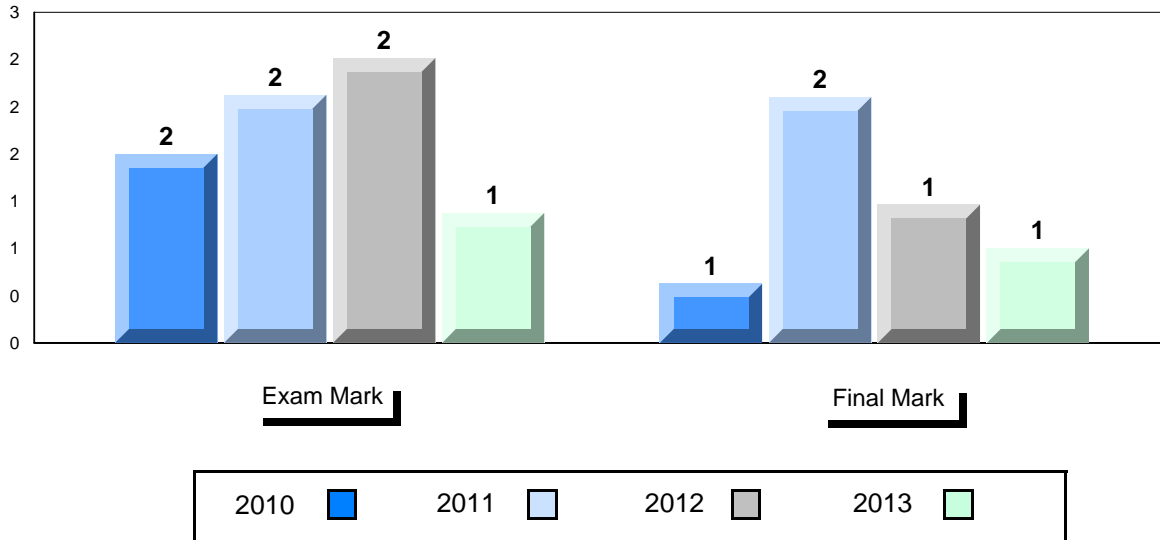
\* Visual Media Literacy, Visual Artistic Literacy and Contemporary Media Deconstruction are new categories introduced in June 2013.

District 4 - Eastern

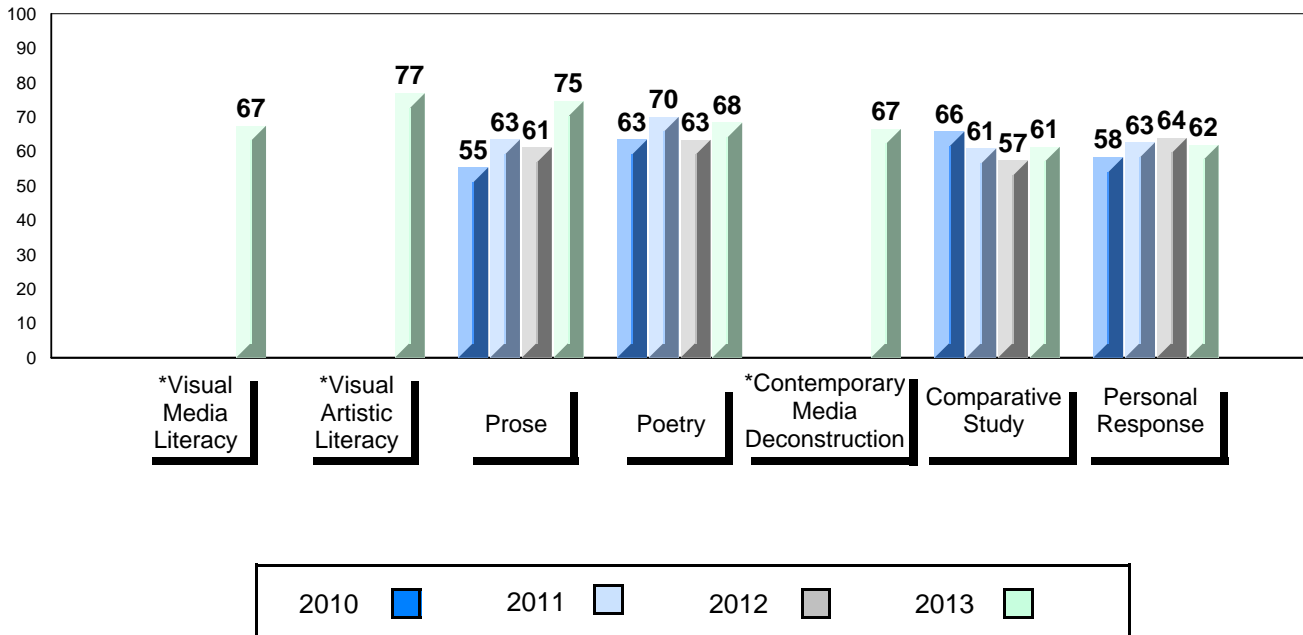
#249 - Ascension Collegiate, Bay Roberts

Grades: 10-12

Difference from Provincial Mean, 2010-2013



4 Year Public Exam (Subtest) Mark Trend 2010-2013



\* Visual Media Literacy, Visual Artistic Literacy and Contemporary Media Deconstruction are new categories introduced in June 2013.

**District 4 - Eastern**

#253 - Carbonear Collegiate, Carbonear

Grades: 10-12

Number of Students      81

**English 3201**

School  
District  
Province

**Public Exam Mark**

School vs District

School vs Province

67.5  
68.9  
68.6



**Final Mark**

School vs District

School vs Province

68.7  
69.6  
69.3



**Subtest**

**Visual Media Literacy**

School  
District  
Province

58.4  
65.8  
65.3



**Visual Artistic Literacy**

School  
District  
Province

69.1  
69.0  
68.6



**Prose**

School  
District  
Province

70.3  
74.4  
73.5



**Poetry**

School  
District  
Province

69.6  
70.0  
69.3



**Contemporary Media Deconstruction**

School  
District  
Province

68.3  
69.5  
69.5



**Comparative Study**

School  
District  
Province

61.2  
58.8  
59.2



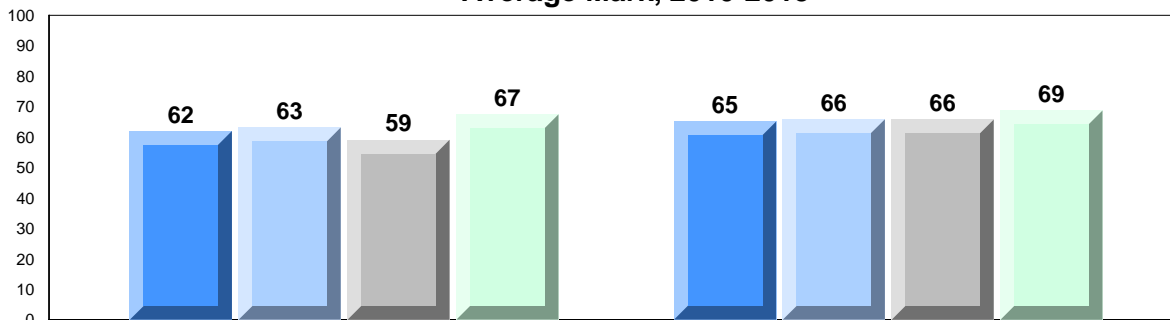
**Personal Response**

School  
District  
Province

59.9  
60.6  
60.6

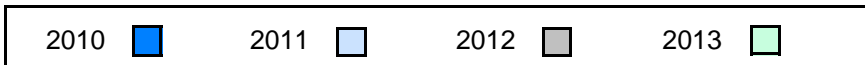


**Average Mark, 2010-2013**



Exam Mark

Final Mark



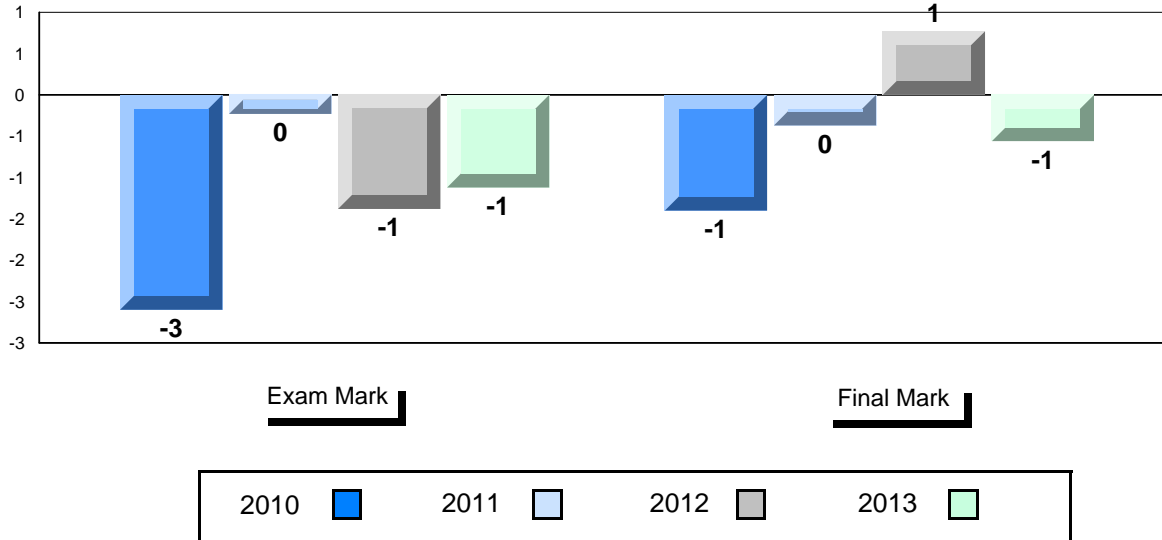
\* Visual Media Literacy, Visual Artistic Literacy and Contemporary Media Deconstruction are new categories introduced in June 2013.

District 4 - Eastern

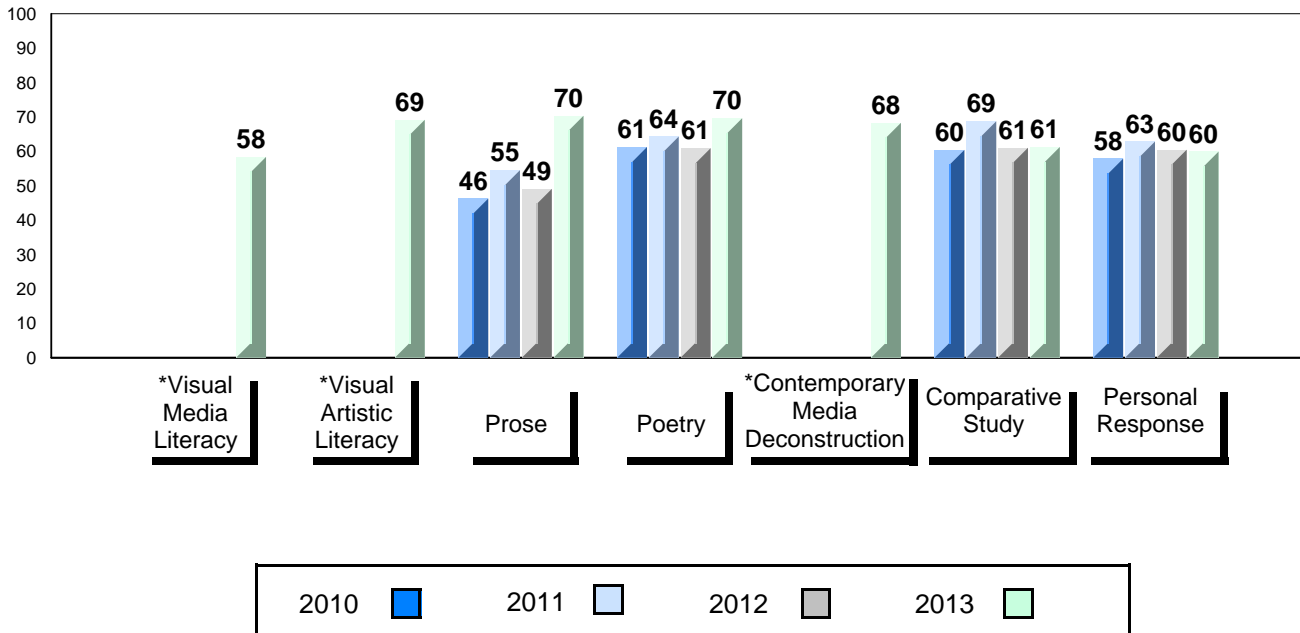
#253 - Carbonear Collegiate, Carbonear

Grades: 10-12

Difference from Provincial Mean, 2010-2013



4 Year Public Exam (Subtest) Mark Trend 2010-2013



\* Visual Media Literacy, Visual Artistic Literacy and Contemporary Media Deconstruction are new categories introduced in June 2013.



**District 4 - Eastern**

#274 - St. Catherine's Academy, Mount Carmel

Grades: K-12

Number of Students 13

**English 3201**

School  
District  
Province

**Public Exam Mark**

School vs District

School vs Province

70.9  
68.9  
68.6



**Final Mark**

School vs District

School vs Province

70.3  
69.6  
69.3



**Subtest**

**Visual Media Literacy**

School  
District  
Province

59.8  
65.8  
65.3



**Visual Artistic Literacy**

School  
District  
Province

76.9  
69.0  
68.6



**Prose**

School  
District  
Province

75.1  
74.4  
73.5



**Poetry**

School  
District  
Province

66.0  
70.0  
69.3



**Contemporary Media Deconstruction**

School  
District  
Province

68.5  
69.5  
69.5



**Comparative Study**

School  
District  
Province

67.1  
58.8  
59.2




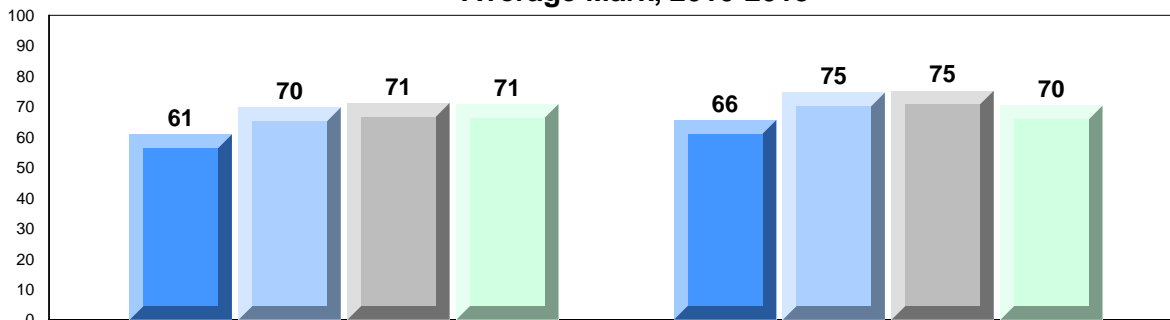
**Personal Response**

School  
District  
Province

68.5  
60.6  
60.6



**Average Mark, 2010-2013**



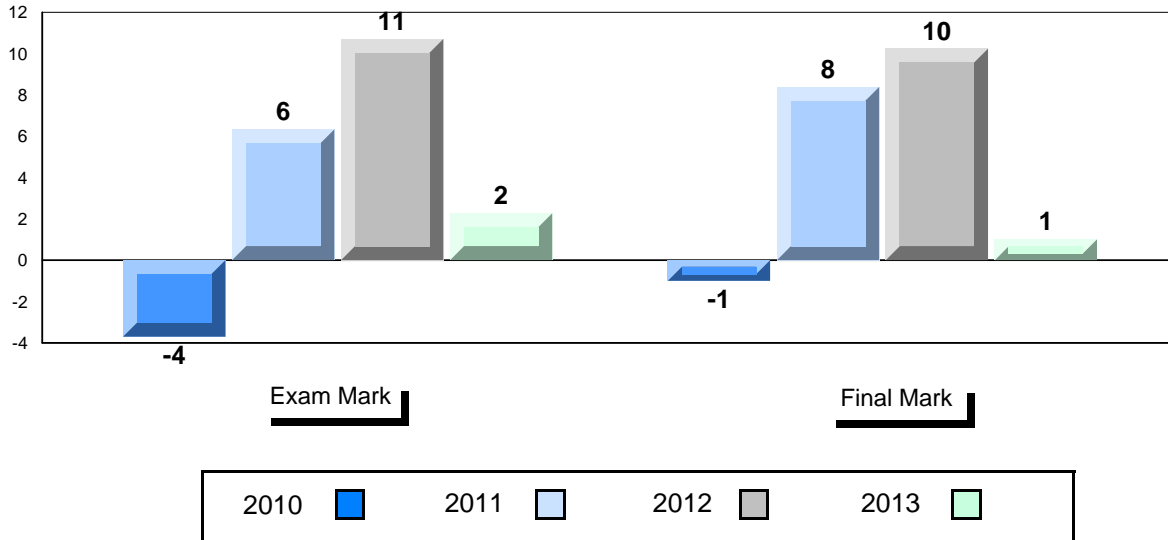
\* Visual Media Literacy, Visual Artistic Literacy and Contemporary Media Deconstruction are new categories introduced in June 2013.

District 4 - Eastern

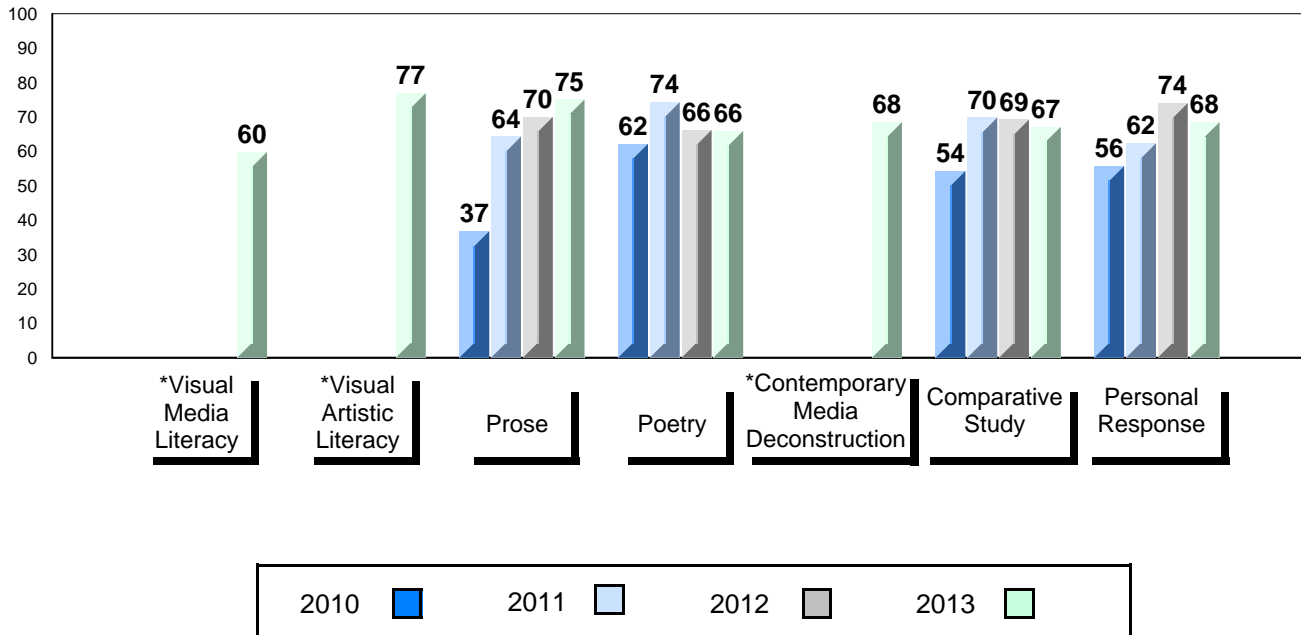
#274 - St. Catherine's Academy, Mount Carmel

Grades: K-12

Difference from Provincial Mean, 2010-2013



4 Year Public Exam (Subtest) Mark Trend 2010-2013



\* Visual Media Literacy, Visual Artistic Literacy and Contemporary Media Deconstruction are new categories introduced in June 2013.

**District 4 - Eastern**

#280 - Laval High School, Placentia

Grades: 7-12

Number of Students 38

**English 3201**

School  
District  
Province

**Public Exam Mark**

School vs District      School vs Province

68.3  
68.9  
68.6



**Final Mark**

School vs District      School vs Province

69.0  
69.6  
69.3



**Subtest**

**Visual Media Literacy**

School  
District  
Province

70.8  
65.8  
65.3



**Visual Artistic Literacy**

School  
District  
Province

68.6  
69.0  
68.6



**Prose**

School  
District  
Province

73.2  
74.4  
73.5



**Poetry**

School  
District  
Province

69.9  
70.0  
69.3



**Contemporary Media Deconstruction**

School  
District  
Province

66.1  
69.5  
69.5



**Comparative Study**

School  
District  
Province

56.5  
58.8  
59.2




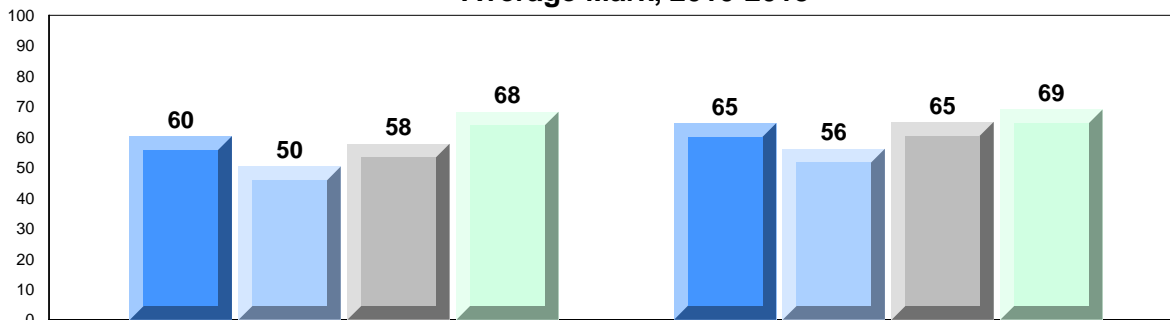
**Personal Response**

School  
District  
Province

60.0  
60.6  
60.6



**Average Mark, 2010-2013**



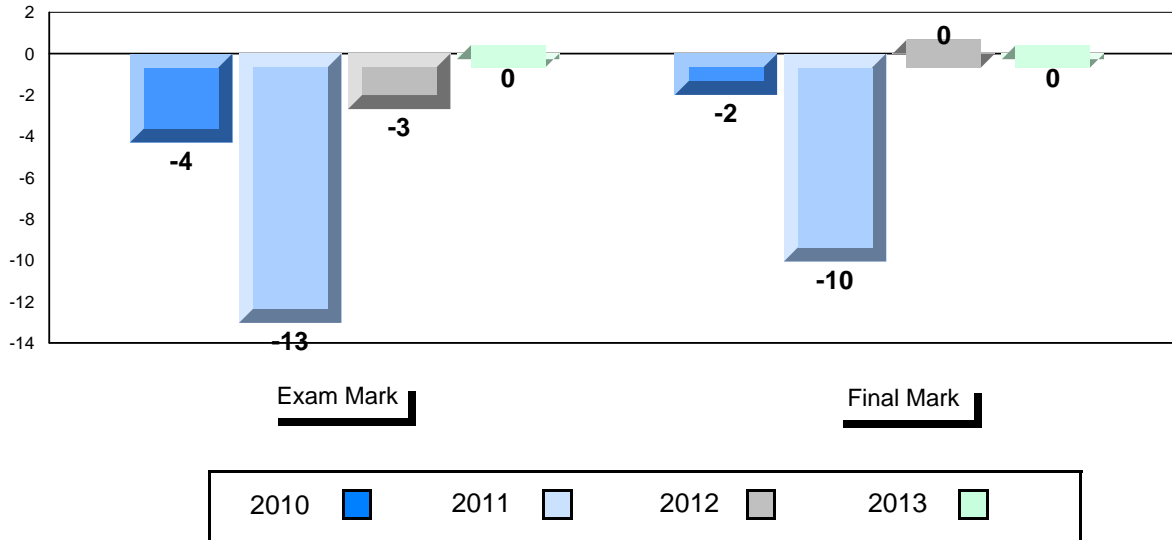
\* Visual Media Literacy, Visual Artistic Literacy and Contemporary Media Deconstruction are new categories introduced in June 2013.

District 4 - Eastern

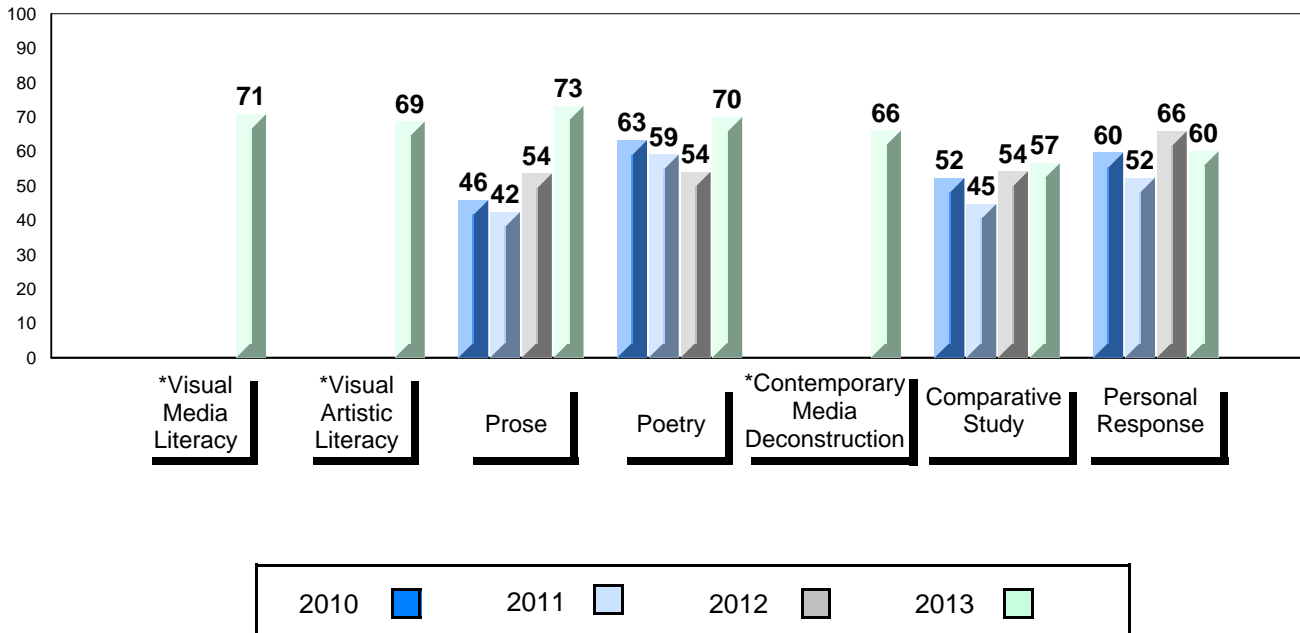
#280 - Laval High School, Placentia

Grades: 7-12

Difference from Provincial Mean, 2010-2013



4 Year Public Exam (Subtest) Mark Trend 2010-2013



\* Visual Media Literacy, Visual Artistic Literacy and Contemporary Media Deconstruction are new categories introduced in June 2013.

**District 4 - Eastern**

#286 - Fatima Academy, St. Bride's

Grades: K-12

Number of Students      6

**English 3201**

School  
District  
Province

**Public Exam Mark**

School vs District

School vs Province

69.7  
68.9  
68.6



**Final Mark**

School vs District

School vs Province

70.2  
69.6  
69.3



**Subtest**

**Visual Media Literacy**

School  
District  
Province

70.4  
65.8  
65.3



**Visual Artistic Literacy**

School  
District  
Province

88.9  
69.0  
68.6



**Prose**

School  
District  
Province

66.7  
74.4  
73.5



**Poetry**

School  
District  
Province

70.0  
70.0  
69.3



**Contemporary Media Deconstruction**

School  
District  
Province

60.0  
69.5  
69.5



**Comparative Study**

School  
District  
Province

65.4  
58.8  
59.2




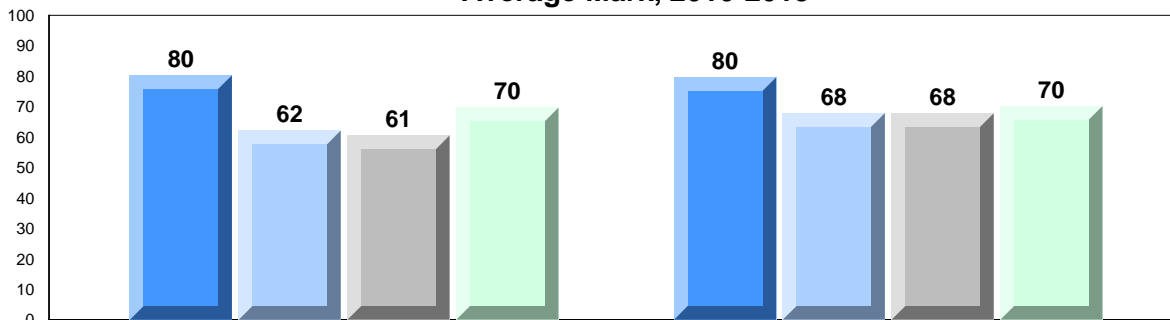
**Personal Response**

School  
District  
Province

60.8  
60.6  
60.6



**Average Mark, 2010-2013**



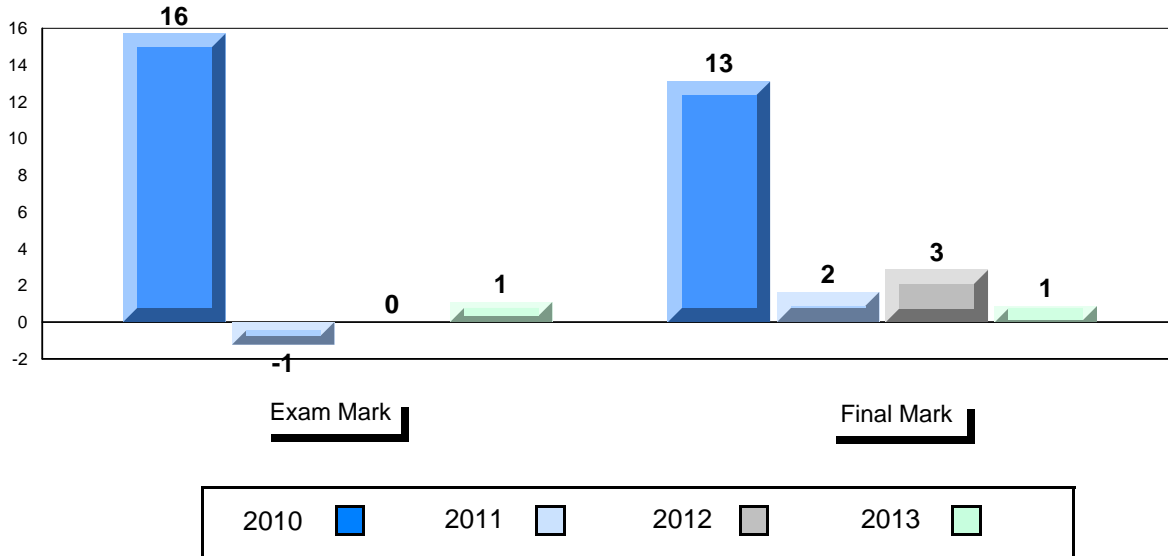
\* Visual Media Literacy, Visual Artistic Literacy and Contemporary Media Deconstruction are new categories introduced in June 2013.

District 4 - Eastern

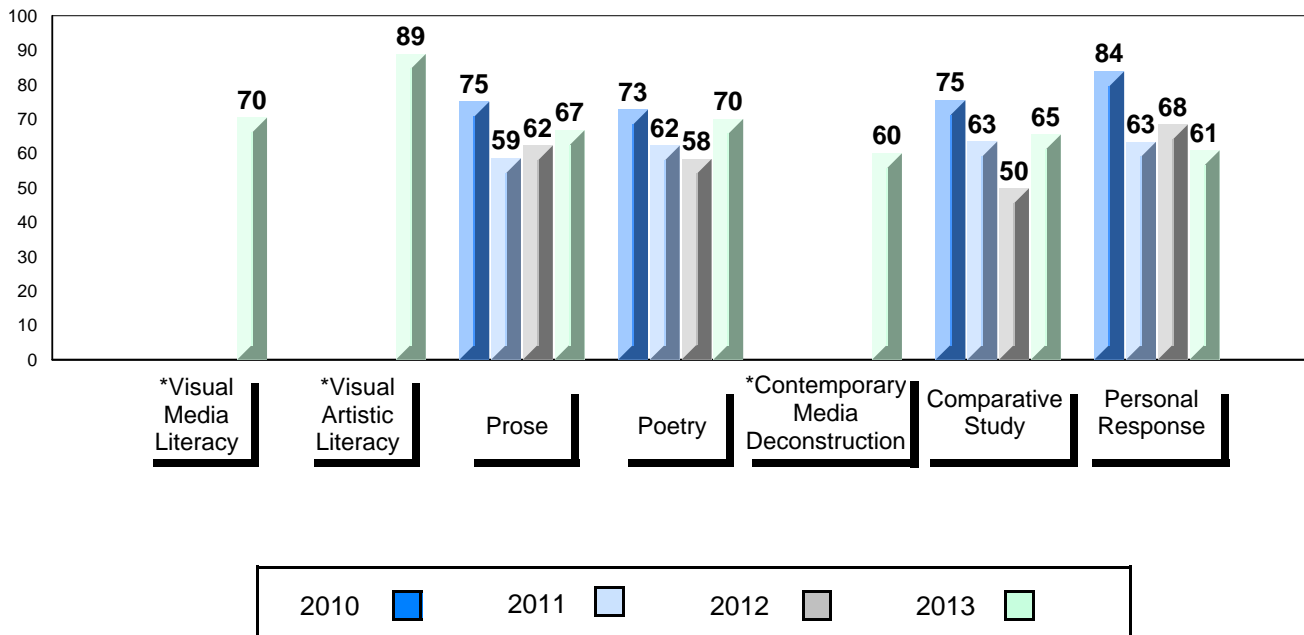
#286 - Fatima Academy, St. Bride's

Grades: K-12

Difference from Provincial Mean, 2010-2013



4 Year Public Exam (Subtest) Mark Trend 2010-2013



\* Visual Media Literacy, Visual Artistic Literacy and Contemporary Media Deconstruction are new categories introduced in June 2013.

**District 4 - Eastern**

#287 - Dunne Memorial Academy, St. Mary's

Grades: K-12

Number of Students            5

**English 3201**

School  
District  
Province

**Subtest**

**Visual Media  
Literacy**

School  
District  
Province

**Visual Artistic  
Literacy**

School  
District  
Province

**Prose**

School  
District  
Province

**Poetry**

School  
District  
Province

**Contemporary  
Media  
Deconstruction**

School  
District  
Province

**Comparative  
Study**

School  
District  
Province

**Personal  
Response**

School  
District  
Province

<b>Public Exam Mark</b>	School vs District	School vs Province
<i>School data with 5 or fewer students withheld for reasons of confidentiality.</i>		

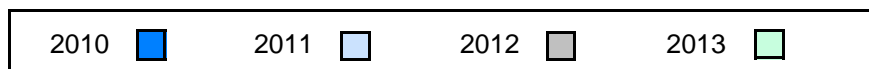
<b>Final Mark</b>	School vs District	School vs Province
<i>School data with 5 or fewer students withheld for reasons of confidentiality.</i>		

**Average Mark, 2010-2013**

*School data with 5 or fewer students withheld for reasons of confidentiality.*

**Exam Mark**


**Final Mark**



\* Visual Media Literacy, Visual Artistic Literacy and Contemporary Media Deconstruction are new categories introduced in June 2013.

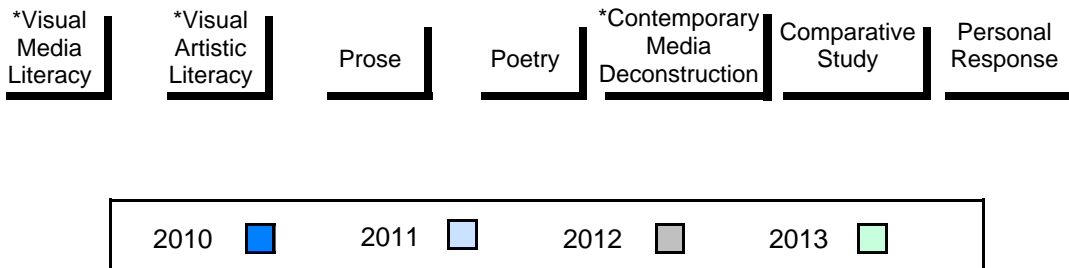
**Difference from Provincial Mean, 2010-2013**

*School data with 5 or fewer students withheld for reasons of confidentiality.*



**4 Year Public Exam (Subtest) Mark Trend 2010-2013**

*School data with 5 or fewer students withheld for reasons of confidentiality.*



\* Visual Media Literacy, Visual Artistic Literacy and Contemporary Media Deconstruction are new categories introduced in June 2013.



**District 4 - Eastern**

#296 - St. Michael's High, Bell Island

Grades: 7-12

Number of Students 17

**English 3201**

School  
District  
Province

**Public Exam Mark**

School vs District

School vs Province

60.2  
68.9  
68.6



**Final Mark**

School vs District

School vs Province

62.5  
69.6  
69.3



**Subtest**

**Visual Media Literacy**

School  
District  
Province

54.3  
65.8  
65.3



**Visual Artistic Literacy**

School  
District  
Province

47.1  
69.0  
68.6



**Prose**

School  
District  
Province

62.0  
74.4  
73.5



**Poetry**

School  
District  
Province

60.7  
70.0  
69.3



**Contemporary Media Deconstruction**

School  
District  
Province

64.1  
69.5  
69.5



**Comparative Study**

School  
District  
Province

55.3  
58.8  
59.2




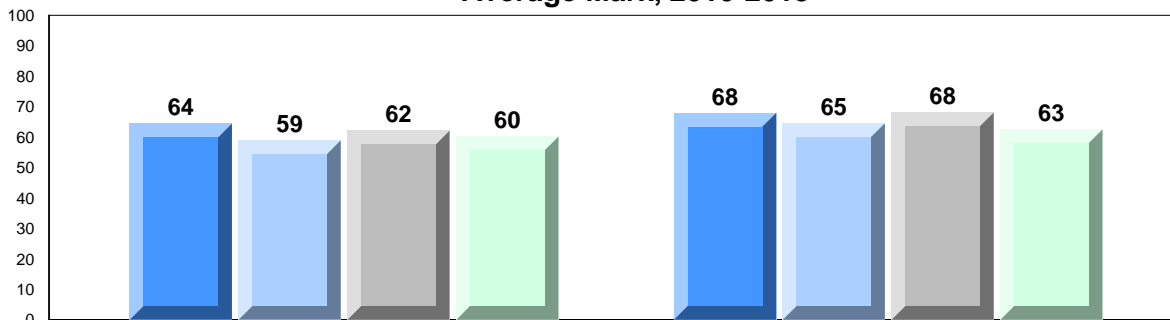
**Personal Response**

School  
District  
Province

58.2  
60.6  
60.6



**Average Mark, 2010-2013**



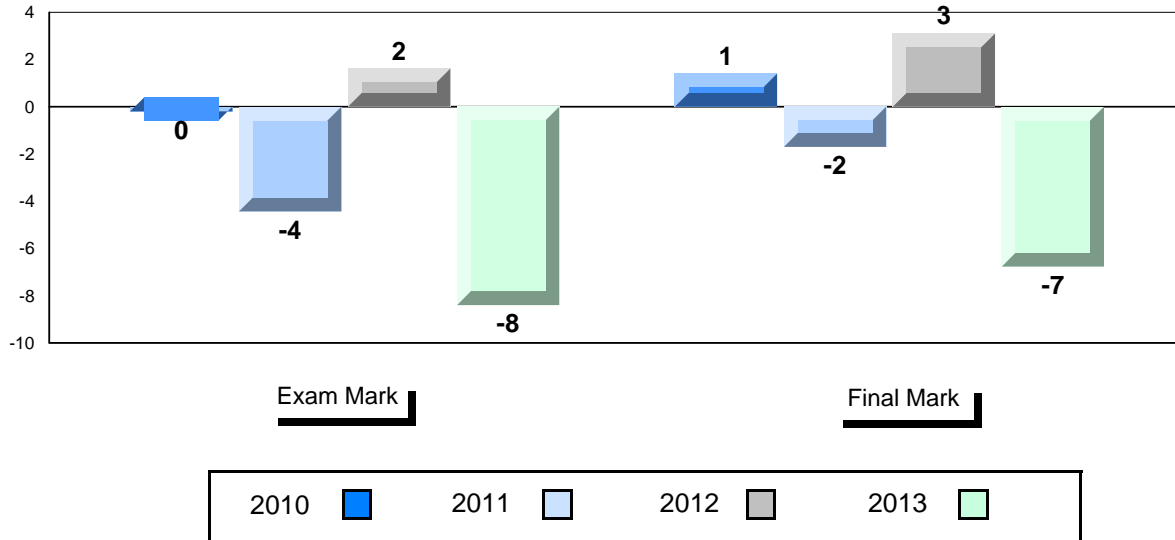
\* Visual Media Literacy, Visual Artistic Literacy and Contemporary Media Deconstruction are new categories introduced in June 2013.

District 4 - Eastern

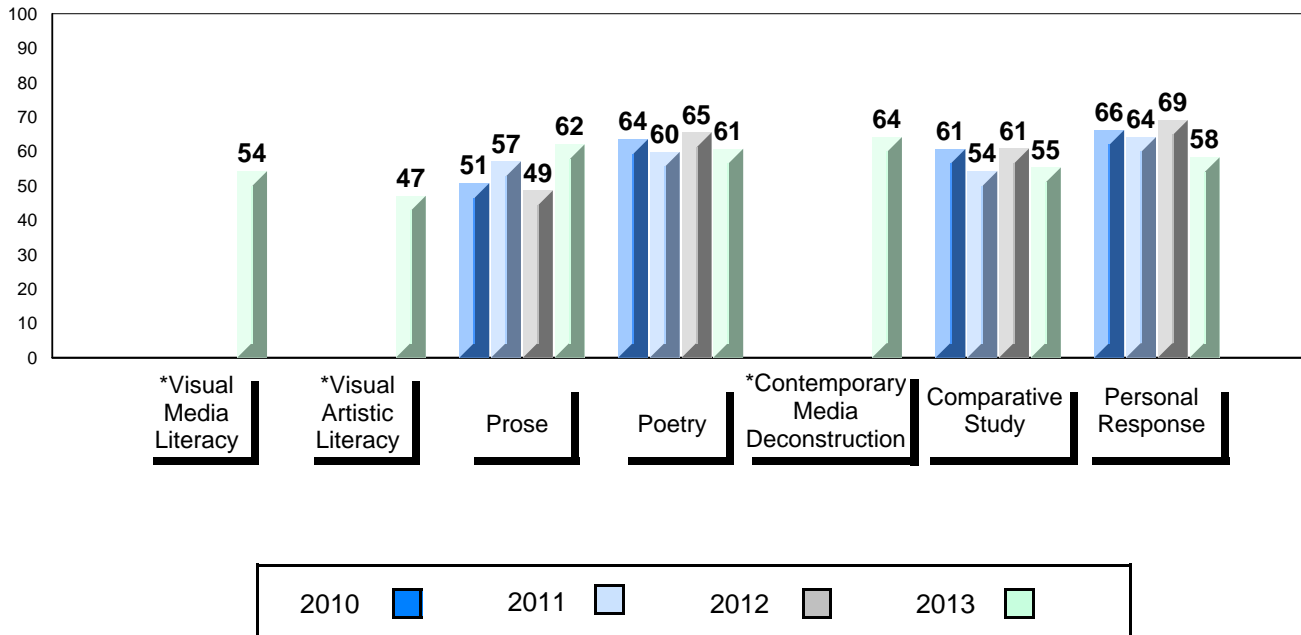
#296 - St. Michael's High, Bell Island

Grades: 7-12

Difference from Provincial Mean, 2010-2013



4 Year Public Exam (Subtest) Mark Trend 2010-2013



\* Visual Media Literacy, Visual Artistic Literacy and Contemporary Media Deconstruction are new categories introduced in June 2013.

**District 4 - Eastern**

#302 - Queen Elizabeth Regional High, Conception Bay South (

Grades: 10-12

Number of Students 132

**English 3201**

School  
District  
Province

**Public Exam Mark**

School vs District      School vs Province

66.8  
68.9  
68.6



**Final Mark**

School vs District      School vs Province

68.7  
69.6  
69.3



**Subtest**

**Visual Media Literacy**

School  
District  
Province

63.7  
65.8  
65.3



**Visual Artistic Literacy**

School  
District  
Province

58.3  
69.0  
68.6



**Prose**

School  
District  
Province

72.7  
74.4  
73.5



**Poetry**

School  
District  
Province

67.3  
70.0  
69.3



**Contemporary Media Deconstruction**

School  
District  
Province

68.9  
69.5  
69.5



**Comparative Study**

School  
District  
Province

57.9  
58.8  
59.2



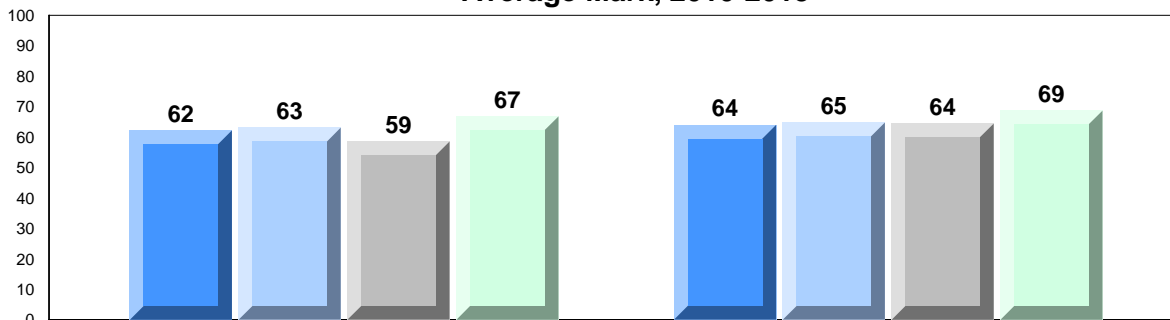
**Personal Response**

School  
District  
Province

59.4  
60.6  
60.6

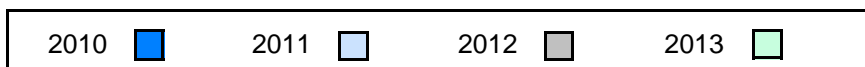


**Average Mark, 2010-2013**



Exam Mark

Final Mark



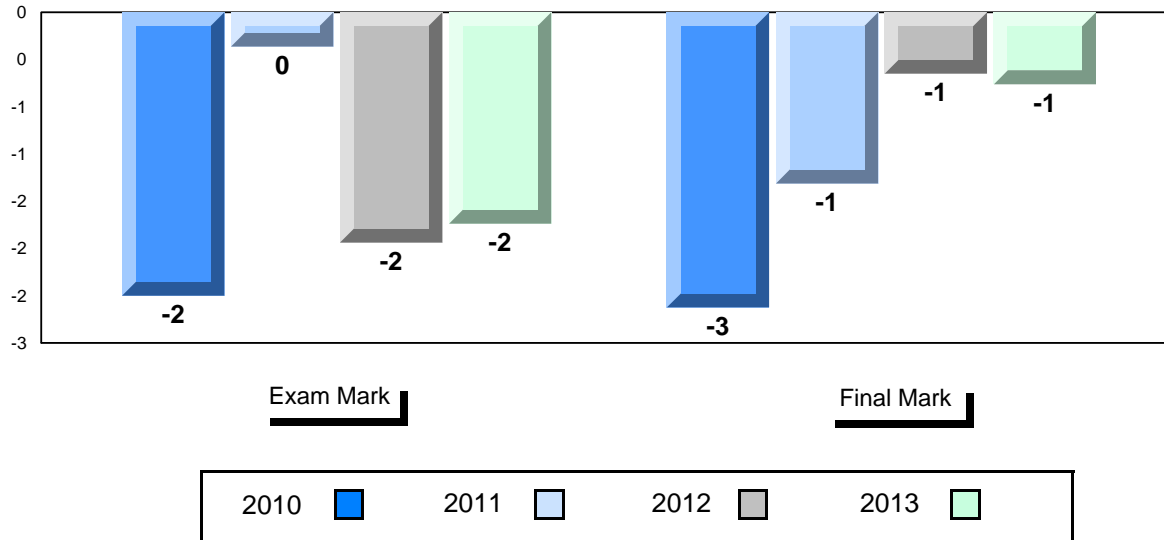
\* Visual Media Literacy, Visual Artistic Literacy and Contemporary Media Deconstruction are new categories introduced in June 2013.

District 4 - Eastern

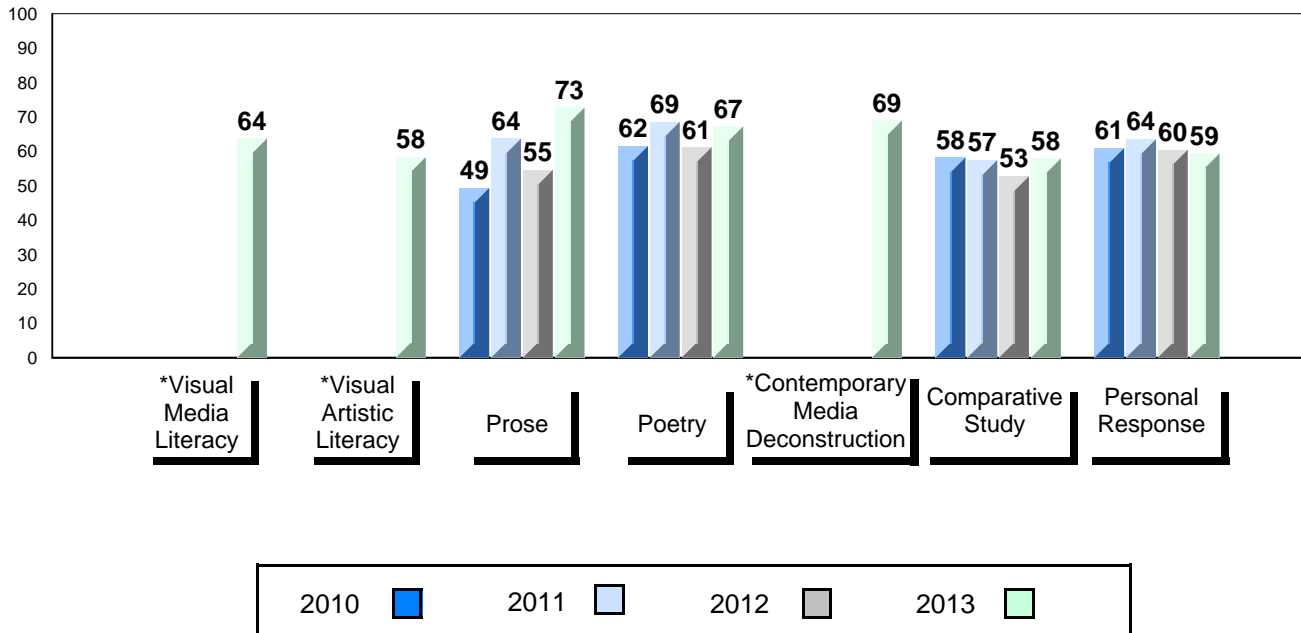
#302 - Queen Elizabeth Regional High, Conception Bay South (

Grades: 10-12

Difference from Provincial Mean, 2010-2013



4 Year Public Exam (Subtest) Mark Trend 2010-2013



\* Visual Media Literacy, Visual Artistic Literacy and Contemporary Media Deconstruction are new categories introduced in June 2013.

**District 4 - Eastern**

#304 - Holy Spirit High, Conception Bay South (Manuels)

Grades: 9-12

Number of Students 147

**English 3201**

School  
District  
Province

**Public Exam Mark**

School vs District      School vs Province

71.2  
68.9  
68.6



**Final Mark**

School vs District      School vs Province

69.3  
69.6  
69.3



**Subtest**

**Visual Media Literacy**

School  
District  
Province

66.6  
65.8  
65.3



**Visual Artistic Literacy**

School  
District  
Province

73.2  
69.0  
68.6



**Prose**

School  
District  
Province

77.0  
74.4  
73.5



**Poetry**

School  
District  
Province

72.4  
70.0  
69.3



**Contemporary Media Deconstruction**

School  
District  
Province

70.1  
69.5  
69.5



**Comparative Study**

School  
District  
Province

63.2  
58.8  
59.2



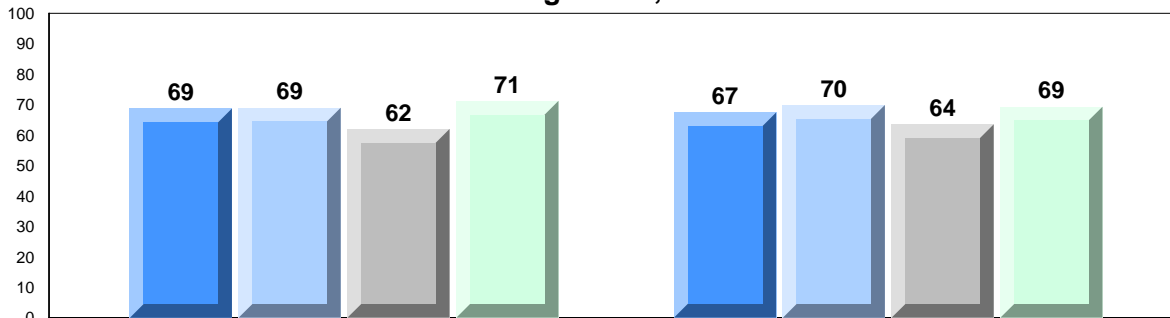
**Personal Response**

School  
District  
Province

60.3  
60.6  
60.6

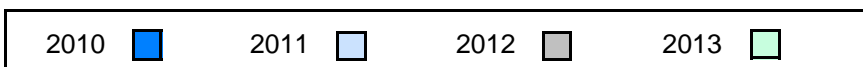


**Average Mark, 2010-2013**



Exam Mark

Final Mark



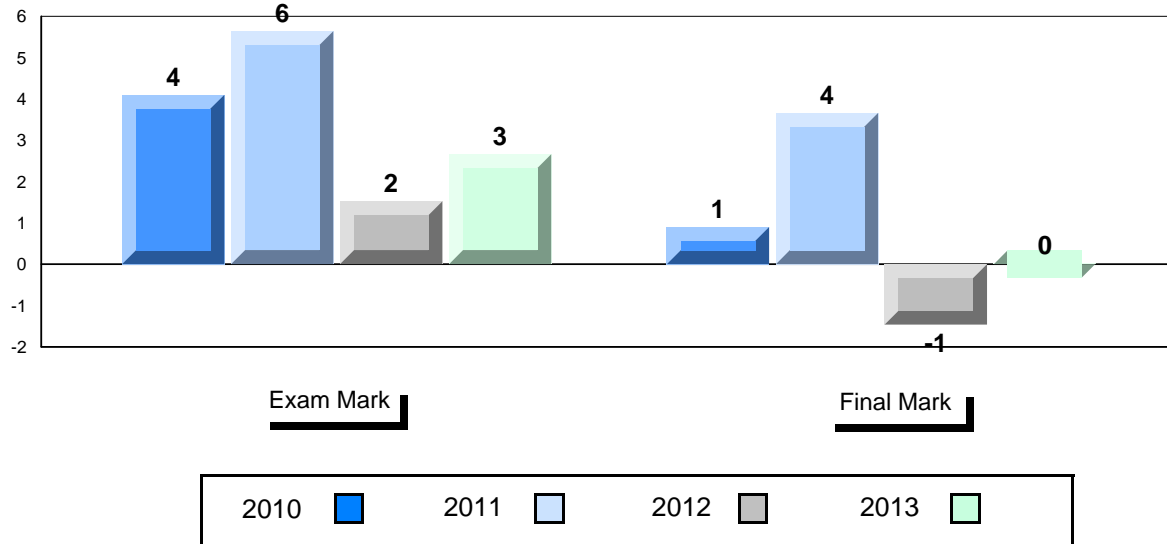
\* Visual Media Literacy, Visual Artistic Literacy and Contemporary Media Deconstruction are new categories introduced in June 2013.

District 4 - Eastern

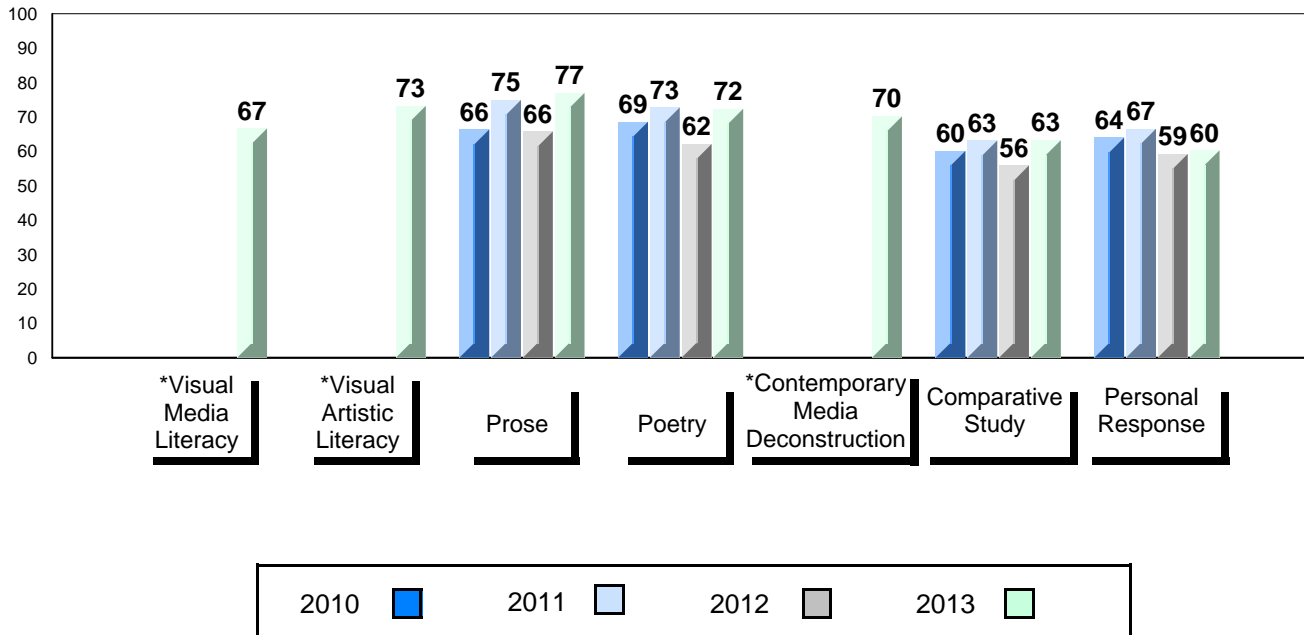
#304 - Holy Spirit High, Conception Bay South (Manuels)

Grades: 9-12

Difference from Provincial Mean, 2010-2013



4 Year Public Exam (Subtest) Mark Trend 2010-2013



\* Visual Media Literacy, Visual Artistic Literacy and Contemporary Media Deconstruction are new categories introduced in June 2013.

**District 4 - Eastern**

#307 - Mobile Central High, Mobile

Grades: 7-12

Number of Students 26

**English 3201**

School  
District  
Province

**Public Exam Mark**

School vs District      School vs Province

69.4  
68.9  
68.6



**Final Mark**

School vs District      School vs Province

70.0  
69.6  
69.3



**Subtest**

**Visual Media Literacy**

School  
District  
Province

64.1  
65.8  
65.3



**Visual Artistic Literacy**

School  
District  
Province

53.9  
69.0  
68.6



**Prose**

School  
District  
Province

79.1  
74.4  
73.5



**Poetry**

School  
District  
Province

73.1  
70.0  
69.3



**Contemporary Media Deconstruction**

School  
District  
Province

67.3  
69.5  
69.5



**Comparative Study**

School  
District  
Province

60.8  
58.8  
59.2



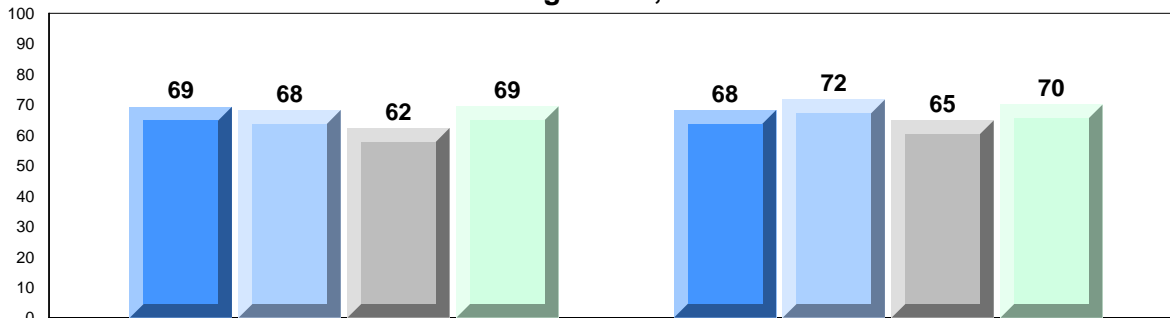
**Personal Response**

School  
District  
Province

57.3  
60.6  
60.6

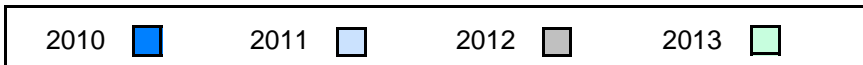


**Average Mark, 2010-2013**



Exam Mark

Final Mark



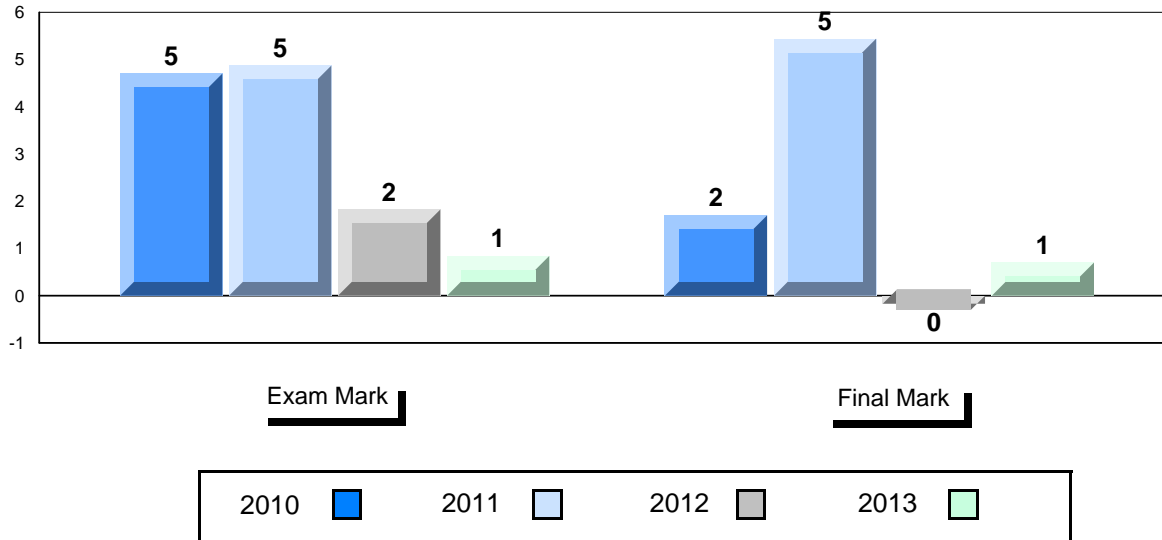
\* Visual Media Literacy, Visual Artistic Literacy and Contemporary Media Deconstruction are new categories introduced in June 2013.

District 4 - Eastern

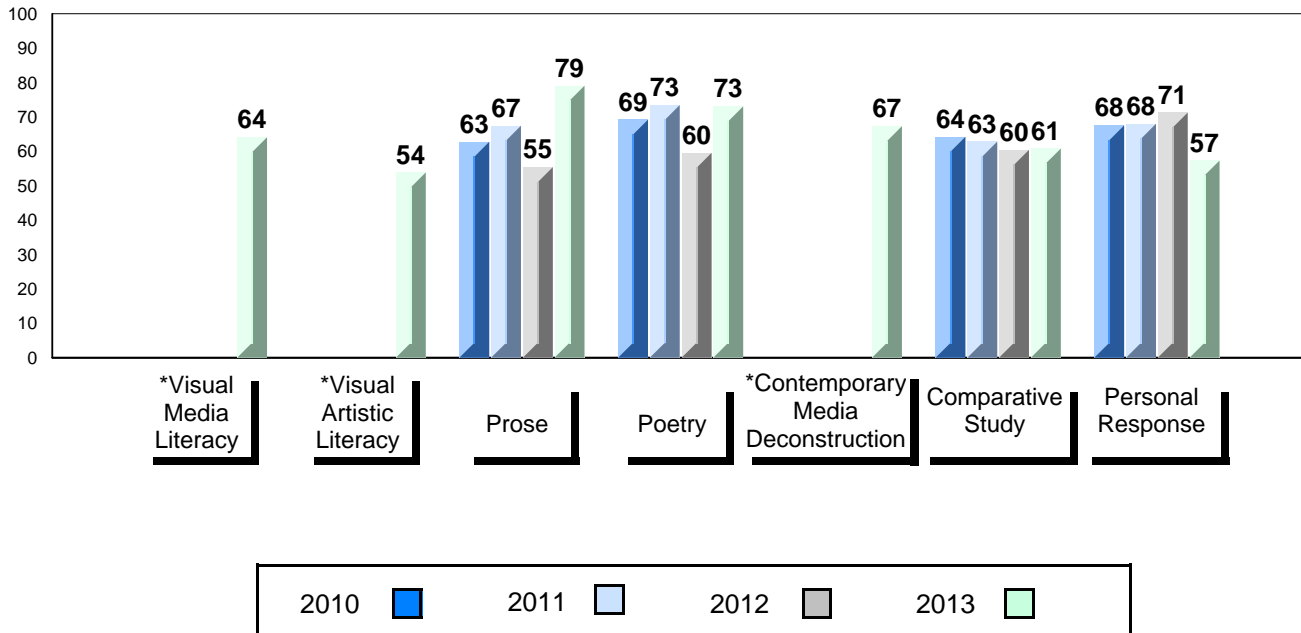
#307 - Mobile Central High, Mobile

Grades: 7-12

Difference from Provincial Mean, 2010-2013



4 Year Public Exam (Subtest) Mark Trend 2010-2013



\* Visual Media Literacy, Visual Artistic Literacy and Contemporary Media Deconstruction are new categories introduced in June 2013.



**District 4 - Eastern**

#311 - Mount Pearl Senior High, Mount Pearl

Grades: 10-12

Number of Students      140

**English 3201**

School  
District  
Province

**Public Exam Mark**

School vs District      School vs Province

72.1  
68.9  
68.6



**Final Mark**

School vs District      School vs Province

70.3  
69.6  
69.3



**Subtest**

**Visual Media Literacy**

School  
District  
Province

68.2  
65.8  
65.3



**Visual Artistic Literacy**

School  
District  
Province

72.4  
69.0  
68.6



**Prose**

School  
District  
Province

79.6  
74.4  
73.5



**Poetry**

School  
District  
Province

75.6  
70.0  
69.3



**Contemporary Media Deconstruction**

School  
District  
Province

72.4  
69.5  
69.5



**Comparative Study**

School  
District  
Province

59.4  
58.8  
59.2



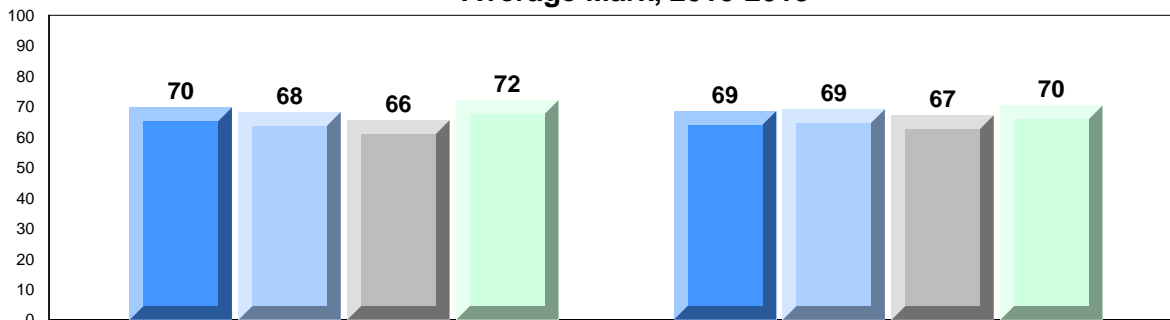
**Personal Response**

School  
District  
Province

61.6  
60.6  
60.6

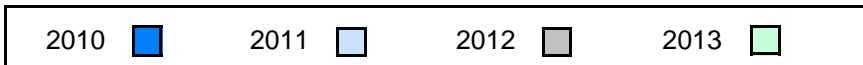


**Average Mark, 2010-2013**



Exam Mark

Final Mark



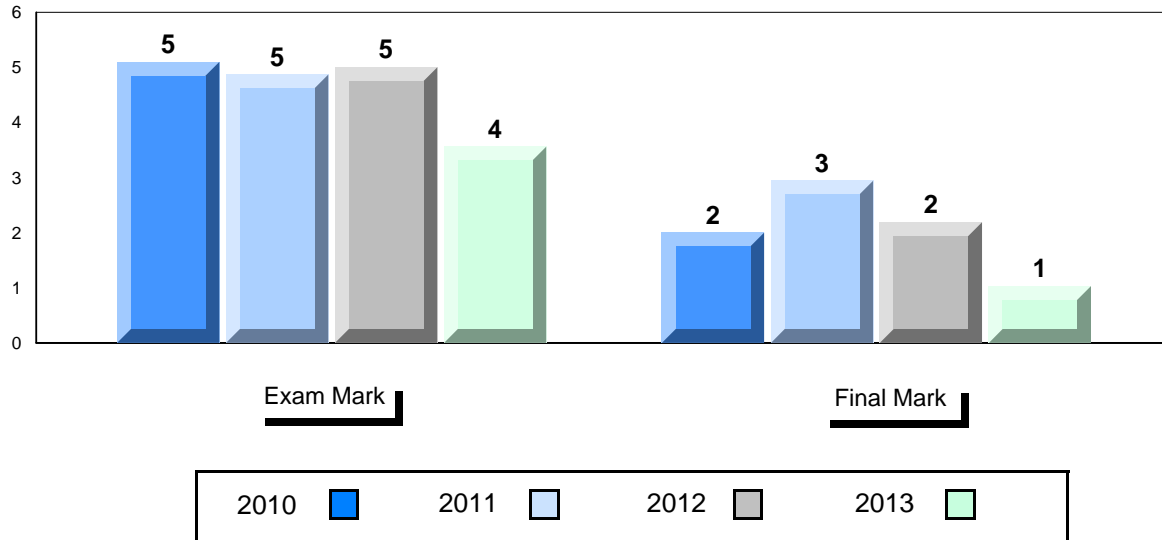
\* Visual Media Literacy, Visual Artistic Literacy and Contemporary Media Deconstruction are new categories introduced in June 2013.

District 4 - Eastern

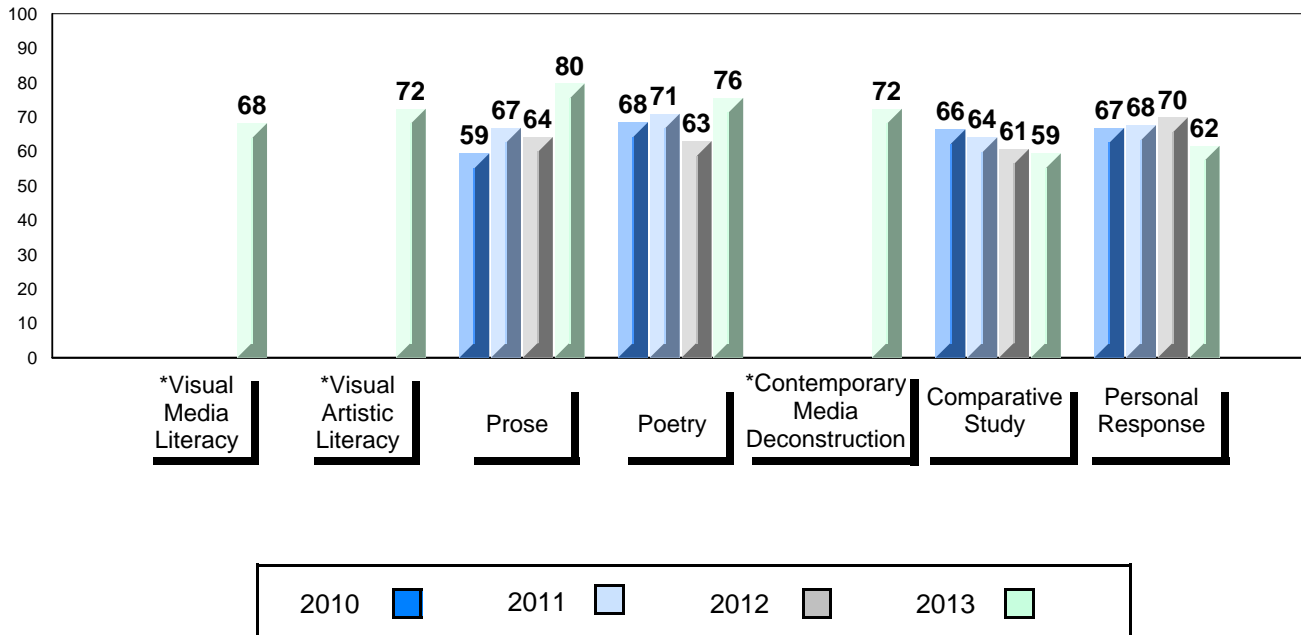
#311 - Mount Pearl Senior High, Mount Pearl

Grades: 10-12

Difference from Provincial Mean, 2010-2013



4 Year Public Exam (Subtest) Mark Trend 2010-2013



\* Visual Media Literacy, Visual Artistic Literacy and Contemporary Media Deconstruction are new categories introduced in June 2013.

**District 4 - Eastern**

#313 - O'Donel High School, Mount Pearl

Grades: 10-12

Number of Students      177

**English 3201**

School  
District  
Province

**Public Exam Mark**

School vs District      School vs Province

70.1  
68.9  
68.6



**Final Mark**

School vs District      School vs Province

71.3  
69.6  
69.3



**Subtest**

**Visual Media Literacy**

School  
District  
Province

69.4  
65.8  
65.3



**Visual Artistic Literacy**

School  
District  
Province

73.4  
69.0  
68.6



**Prose**

School  
District  
Province

74.9  
74.4  
73.5



**Poetry**

School  
District  
Province

71.5  
70.0  
69.3



**Contemporary Media Deconstruction**

School  
District  
Province

68.6  
69.5  
69.5



**Comparative Study**

School  
District  
Province

61.4  
58.8  
59.2



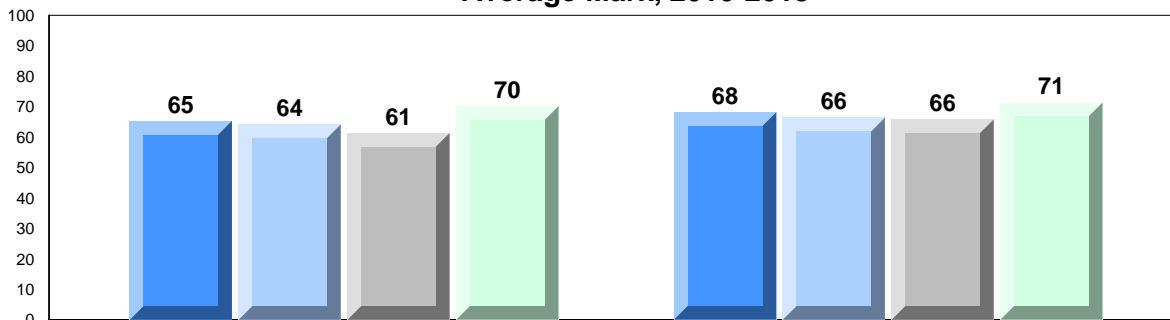
**Personal Response**

School  
District  
Province

59.3  
60.6  
60.6

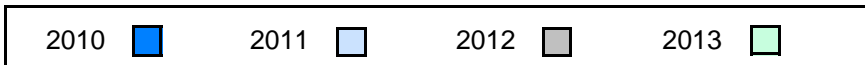


**Average Mark, 2010-2013**



Exam Mark

Final Mark



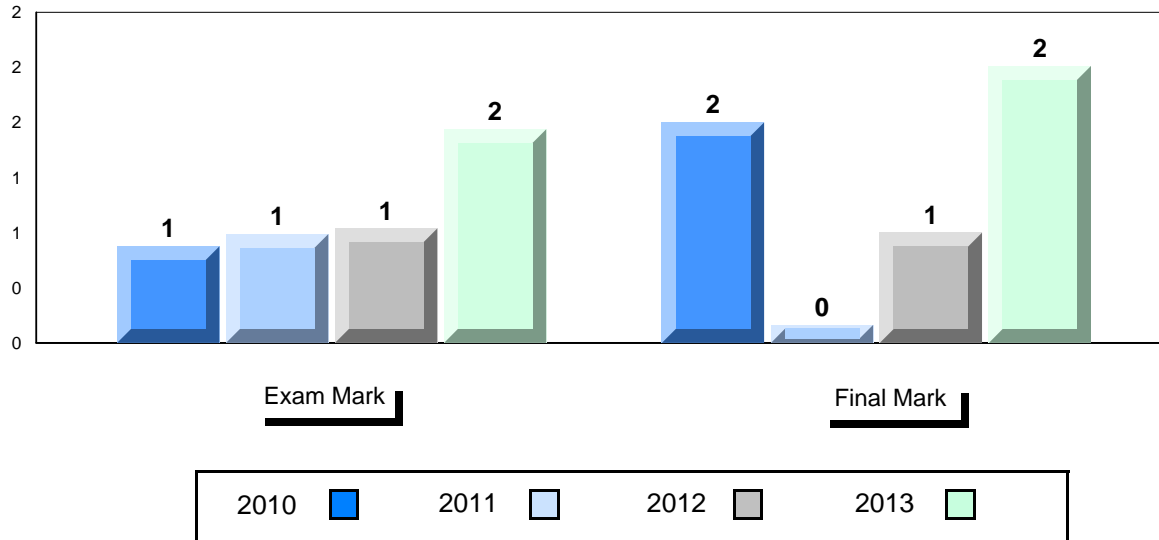
\* Visual Media Literacy, Visual Artistic Literacy and Contemporary Media Deconstruction are new categories introduced in June 2013.

District 4 - Eastern

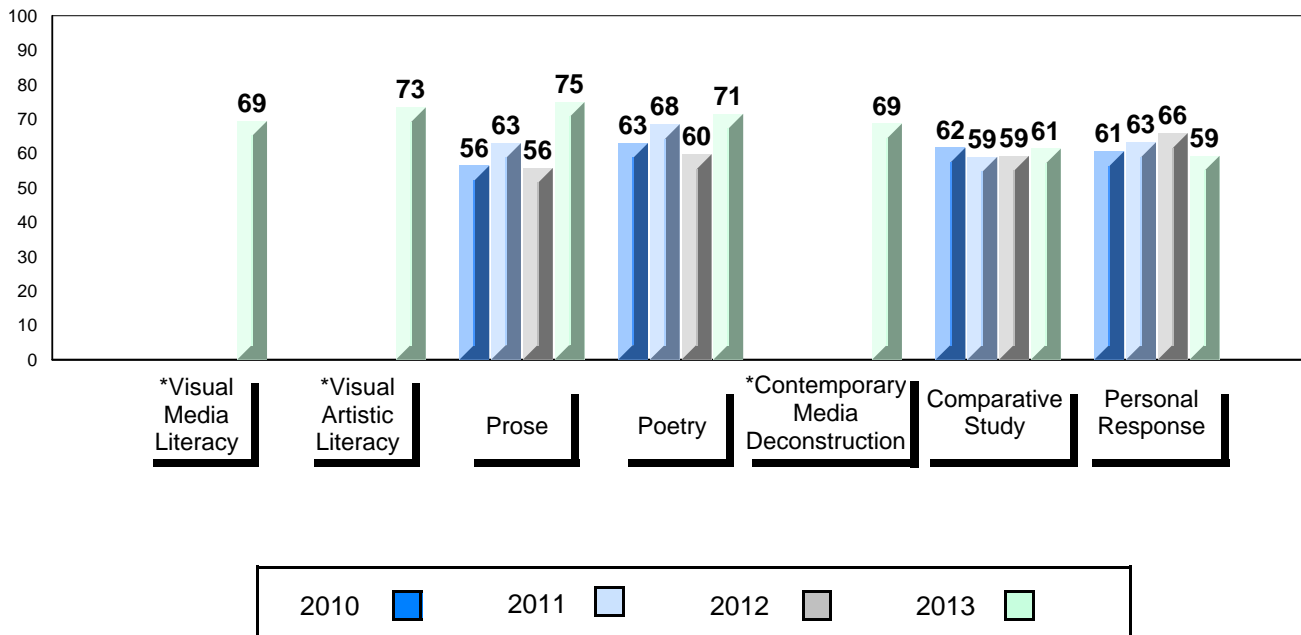
#313 - O'Donel High School, Mount Pearl

Grades: 10-12

Difference from Provincial Mean, 2010-2013



4 Year Public Exam (Subtest) Mark Trend 2010-2013



\* Visual Media Literacy, Visual Artistic Literacy and Contemporary Media Deconstruction are new categories introduced in June 2013.

**District 4 - Eastern**

#327 - Bishops College High, St. John's

Grades: 10-12

Number of Students      128

**English 3201**

School  
District  
Province

**Public Exam Mark**

School vs District      School vs Province

66.9  
68.9  
68.6



**Final Mark**

School vs District      School vs Province

70.1  
69.6  
69.3



**Subtest**

**Visual Media Literacy**

School  
District  
Province

63.9  
65.8  
65.3



**Visual Artistic Literacy**

School  
District  
Province

63.2  
69.0  
68.6



**Prose**

School  
District  
Province

73.1  
74.4  
73.5



**Poetry**

School  
District  
Province

68.2  
70.0  
69.3



**Contemporary Media Deconstruction**

School  
District  
Province

71.4  
69.5  
69.5



**Comparative Study**

School  
District  
Province

53.7  
58.8  
59.2



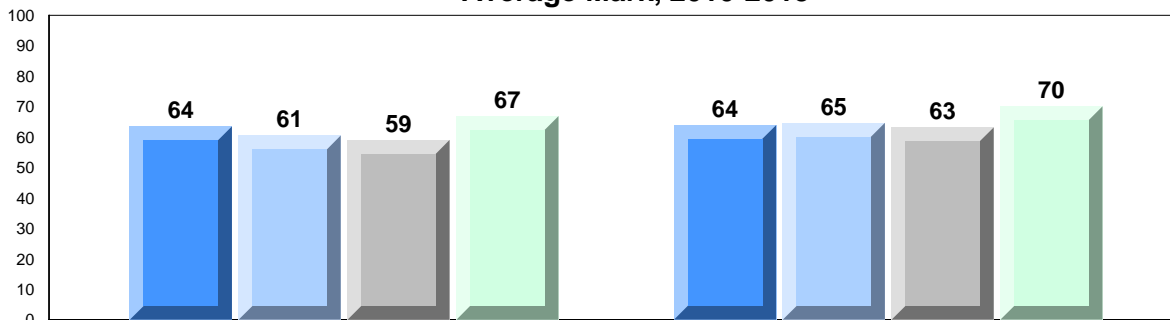
**Personal Response**

School  
District  
Province

60.8  
60.6  
60.6

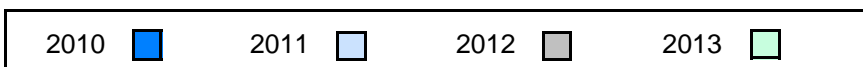


**Average Mark, 2010-2013**



Exam Mark

Final Mark



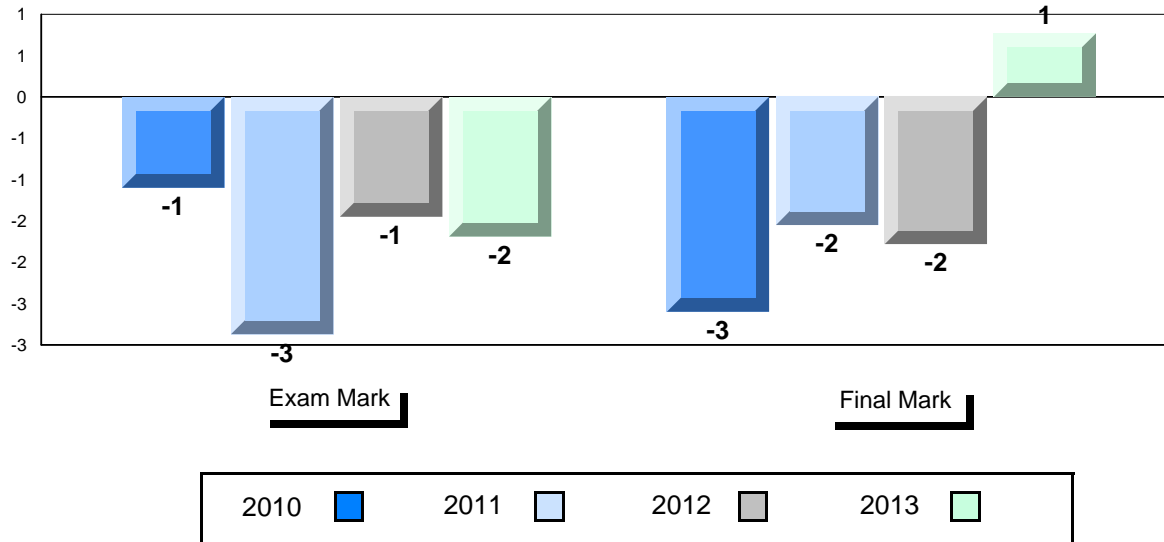
\* Visual Media Literacy, Visual Artistic Literacy and Contemporary Media Deconstruction are new categories introduced in June 2013.

District 4 - Eastern

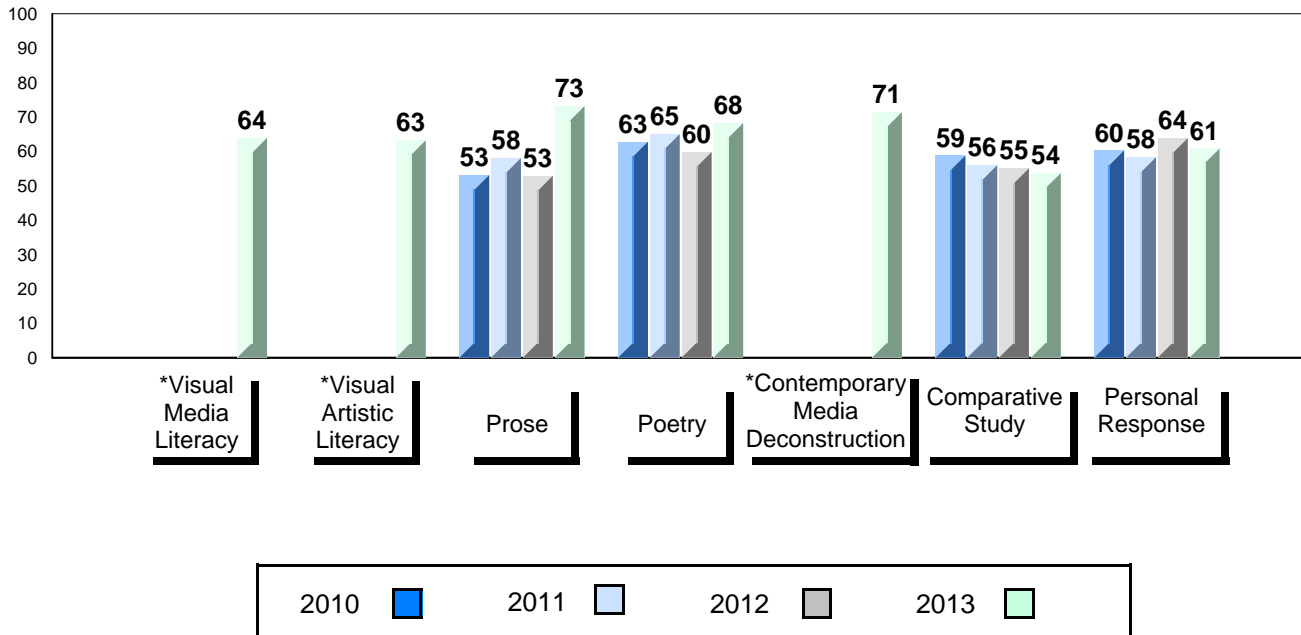
#327 - Bishops College High, St. John's

Grades: 10-12

Difference from Provincial Mean, 2010-2013



4 Year Public Exam (Subtest) Mark Trend 2010-2013



\* Visual Media Literacy, Visual Artistic Literacy and Contemporary Media Deconstruction are new categories introduced in June 2013.

**District 4 - Eastern**

#328 - Booth Memorial High School, St. John's

Grades: 10-12

Number of Students 86

**English 3201**

School  
District  
Province

**Public Exam Mark**

School vs District      School vs Province

64.4  
68.9  
68.6



**Final Mark**

School vs District      School vs Province

67.2  
69.6  
69.3



**Subtest**

**Visual Media Literacy**

School  
District  
Province

61.7  
65.8  
65.3



**Visual Artistic Literacy**

School  
District  
Province

66.1  
69.0  
68.6



**Prose**

School  
District  
Province

70.8  
74.4  
73.5



**Poetry**

School  
District  
Province

61.9  
70.0  
69.3



**Contemporary Media Deconstruction**

School  
District  
Province

68.4  
69.5  
69.5



**Comparative Study**

School  
District  
Province

52.5  
58.8  
59.2



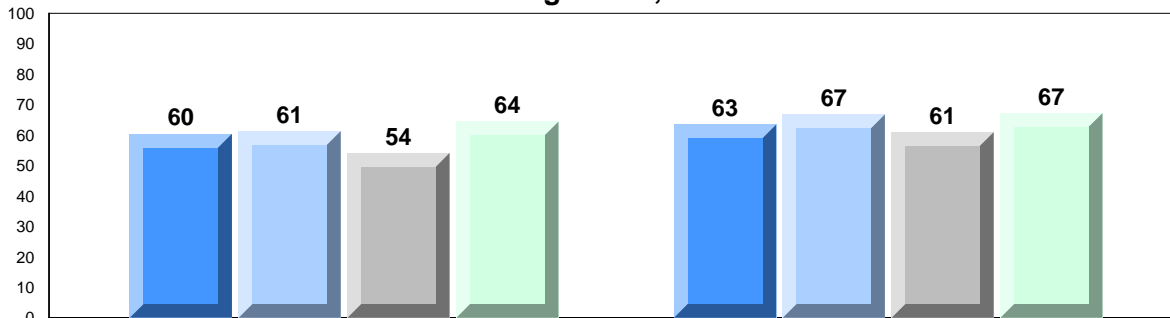
**Personal Response**

School  
District  
Province

58.6  
60.6  
60.6

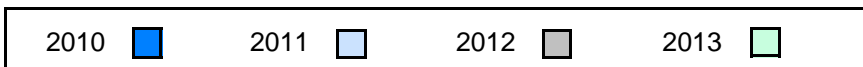


**Average Mark, 2010-2013**



Exam Mark

Final Mark



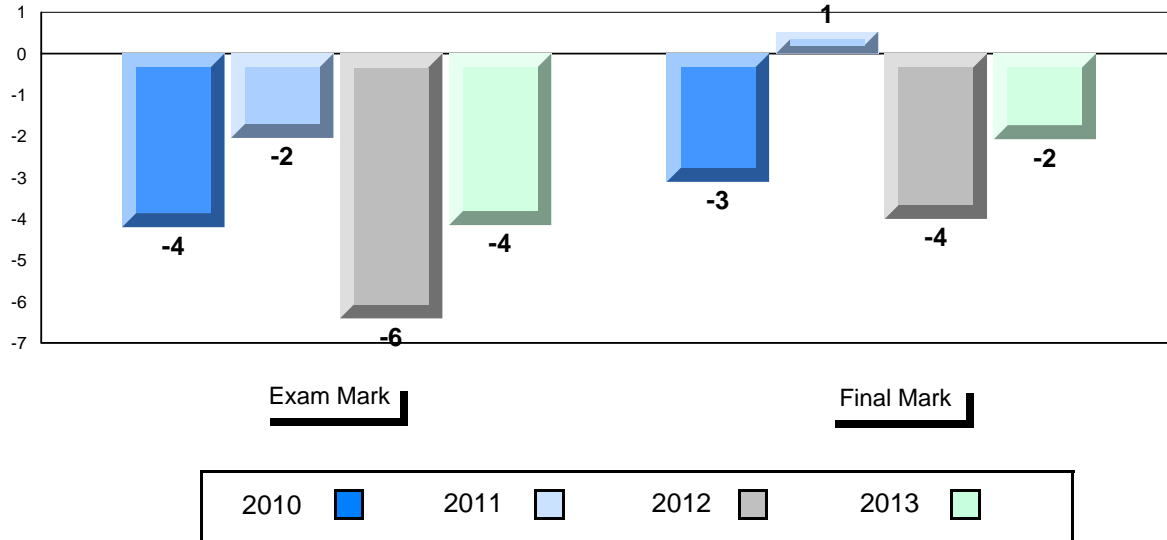
\* Visual Media Literacy, Visual Artistic Literacy and Contemporary Media Deconstruction are new categories introduced in June 2013.

District 4 - Eastern

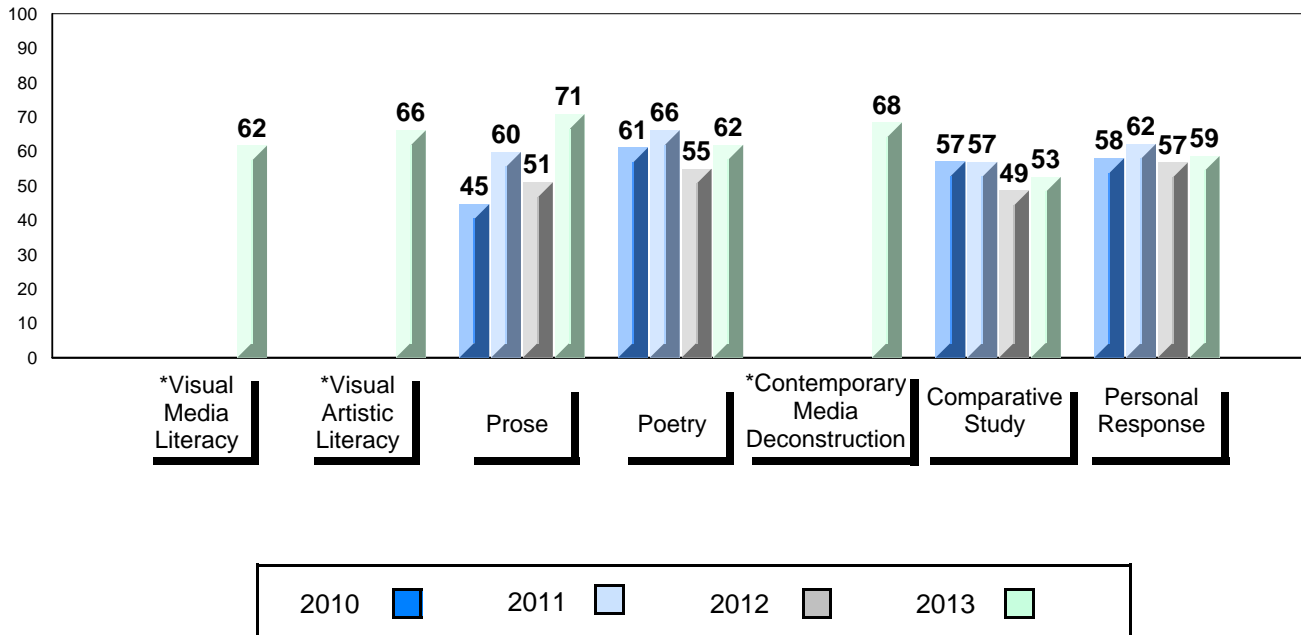
#328 - Booth Memorial High School, St. John's

Grades: 10-12

Difference from Provincial Mean, 2010-2013



4 Year Public Exam (Subtest) Mark Trend 2010-2013



\* Visual Media Literacy, Visual Artistic Literacy and Contemporary Media Deconstruction are new categories introduced in June 2013.



**District 4 - Eastern**

#336 - Gonzaga Regional High, St. John's

Grades: 10-12

Number of Students      170

**English 3201**

School  
District  
Province

**Public Exam Mark**

School vs District      School vs Province

73.9  
68.9  
68.6



**Final Mark**

School vs District      School vs Province

74.5  
69.6  
69.3



**Subtest**

**Visual Media Literacy**

School  
District  
Province

69.3  
65.8  
65.3



**Visual Artistic Literacy**

School  
District  
Province

78.8  
69.0  
68.6



**Prose**

School  
District  
Province

78.3  
74.4  
73.5



**Poetry**

School  
District  
Province

76.6  
70.0  
69.3



**Contemporary Media Deconstruction**

School  
District  
Province

72.2  
69.5  
69.5



**Comparative Study**

School  
District  
Province

65.8  
58.8  
59.2



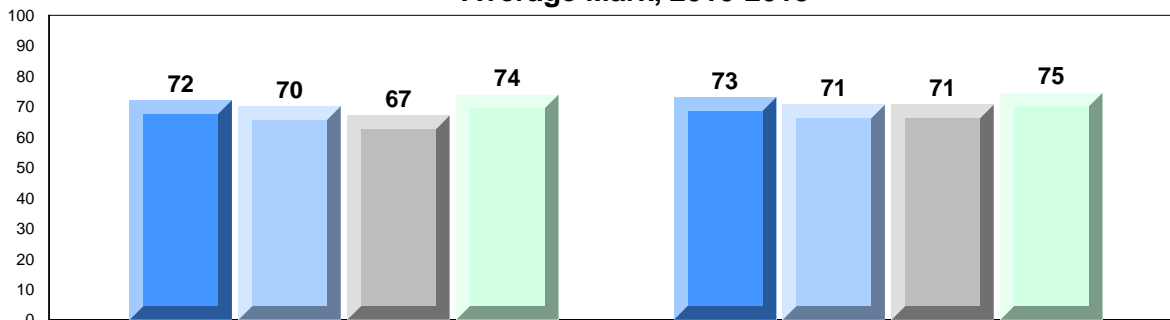
**Personal Response**

School  
District  
Province

63.9  
60.6  
60.6

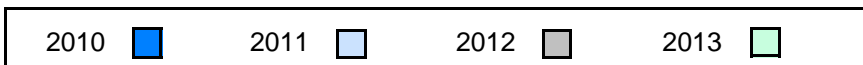


**Average Mark, 2010-2013**



Exam Mark

Final Mark



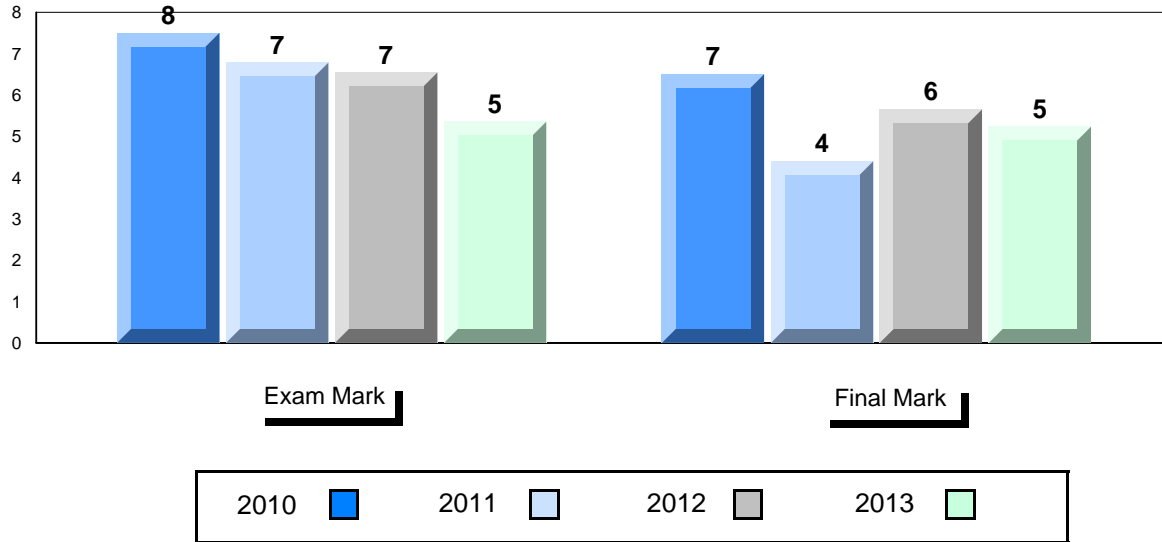
\* Visual Media Literacy, Visual Artistic Literacy and Contemporary Media Deconstruction are new categories introduced in June 2013.

District 4 - Eastern

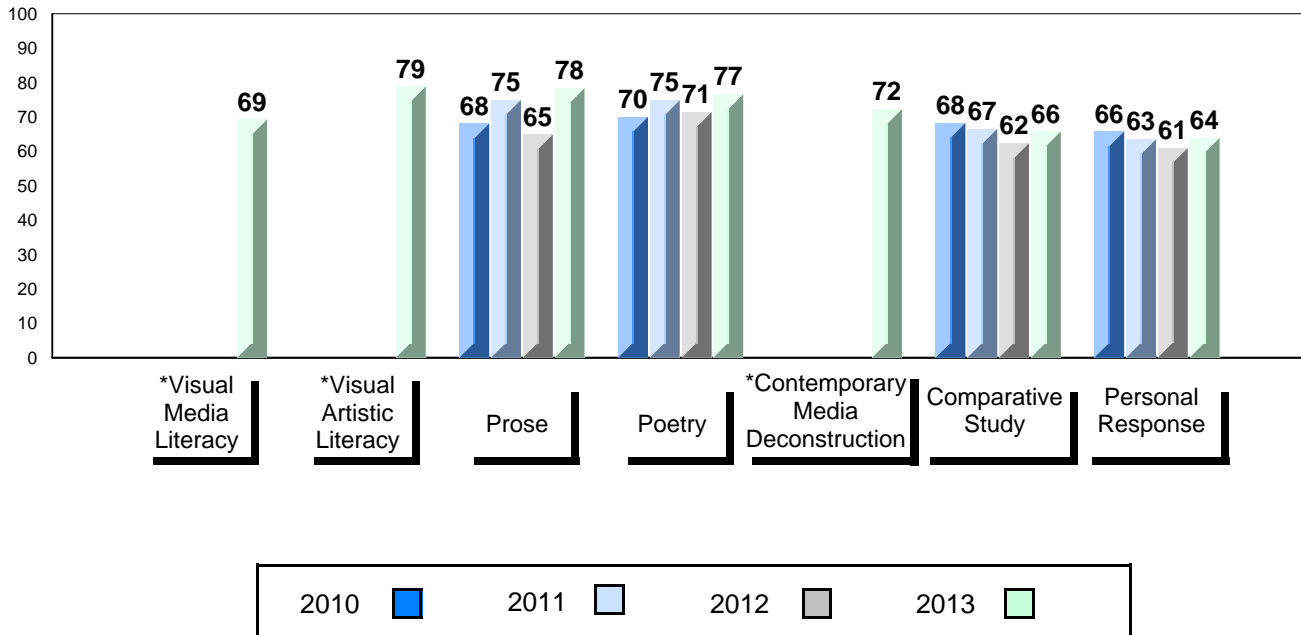
#336 - Gonzaga Regional High, St. John's

Grades: 10-12

Difference from Provincial Mean, 2010-2013



4 Year Public Exam (Subtest) Mark Trend 2010-2013



\* Visual Media Literacy, Visual Artistic Literacy and Contemporary Media Deconstruction are new categories introduced in June 2013.

**District 4 - Eastern**

#340 - Holy Heart of Mary Regional High, St. John's

Grades: 10-12

Number of Students      224

**English 3201**

School  
District  
Province

**Public Exam Mark**      School vs District      School vs Province

68.9      ▼      ▲  
68.9  
68.6

**Final Mark**

School vs District      School vs Province

67.9      ▼      ▼  
69.6  
69.3

**Subtest**

**Visual Media Literacy**

School  
District  
Province

65.3      ▼      ▲  
65.8  
65.3

**Visual Artistic Literacy**

School  
District  
Province

63.4      ▼      ▼  
69.0  
68.6

**Prose**

School  
District  
Province

73.6      ▼      ▲  
74.4  
73.5

**Poetry**

School  
District  
Province

70.7      ▲      ▲  
70.0  
69.3

**Contemporary Media Deconstruction**

School  
District  
Province

71.7      ▲      ▲  
69.5  
69.5

**Comparative Study**

School  
District  
Province


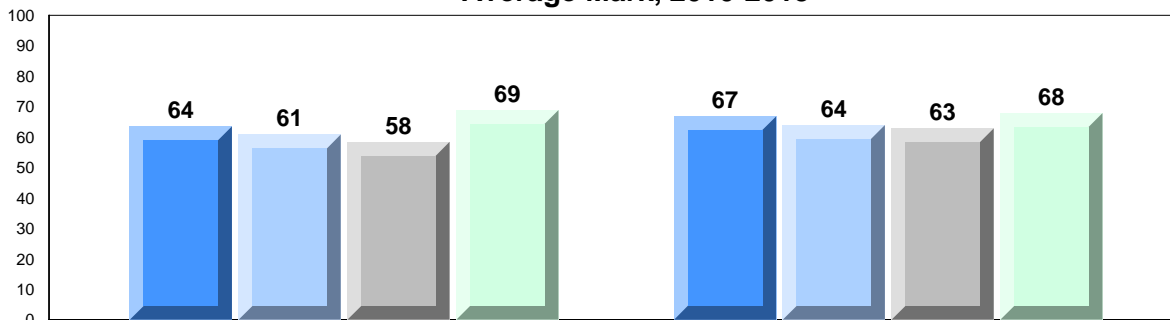
59.0      ▲      ▼  
58.8  
59.2

**Personal Response**

School  
District  
Province

62.6      ▲      ▲  
60.6  
60.6

**Average Mark, 2010-2013**



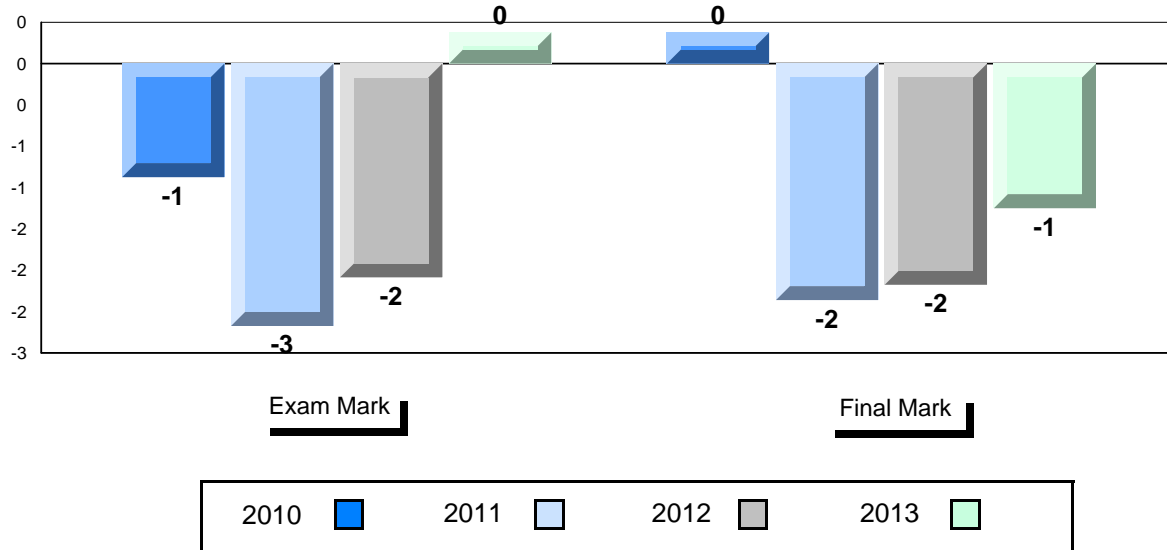
\* Visual Media Literacy, Visual Artistic Literacy and Contemporary Media Deconstruction are new categories introduced in June 2013.

District 4 - Eastern

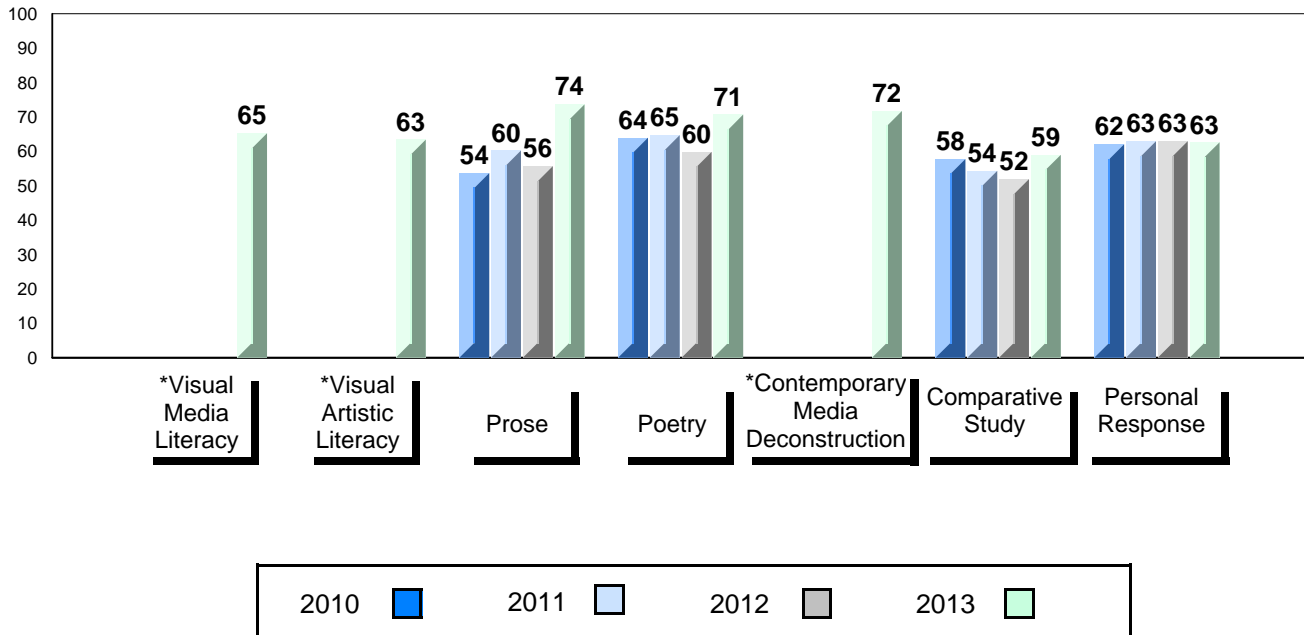
#340 - Holy Heart of Mary Regional High, St. John's

Grades: 10-12

Difference from Provincial Mean, 2010-2013



4 Year Public Exam (Subtest) Mark Trend 2010-2013



\* Visual Media Literacy, Visual Artistic Literacy and Contemporary Media Deconstruction are new categories introduced in June 2013.

**District 4 - Eastern**

#347 - Prince of Wales Collegiate, St. John's

Grades: 10-12

Number of Students      144

**English 3201**

School  
District  
Province

**Public Exam Mark**

School vs District

School vs Province

62.3  
68.9  
68.6



**Final Mark**

School vs District

School vs Province

65.6  
69.6  
69.3



**Subtest**

**Visual Media Literacy**

School  
District  
Province

60.8  
65.8  
65.3



**Visual Artistic Literacy**

School  
District  
Province

56.1  
69.0  
68.6



**Prose**

School  
District  
Province

69.6  
74.4  
73.5



**Poetry**

School  
District  
Province

64.6  
70.0  
69.3



**Contemporary Media Deconstruction**

School  
District  
Province

69.2  
69.5  
69.5



**Comparative Study**

School  
District  
Province

47.8  
58.8  
59.2



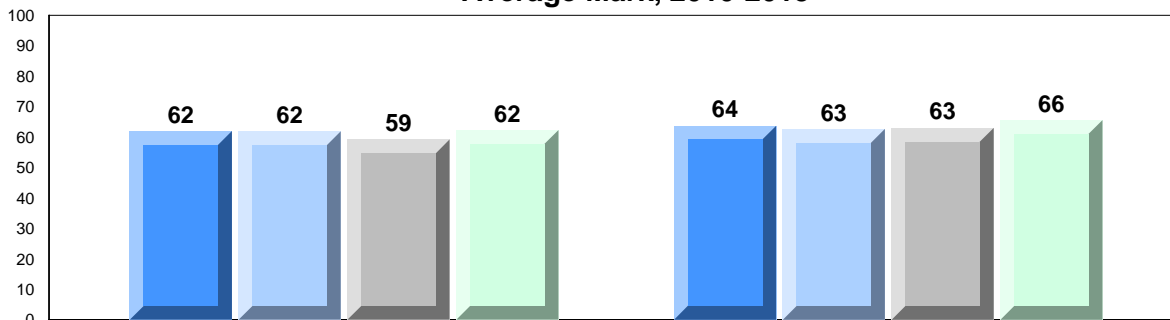
**Personal Response**

School  
District  
Province

52.7  
60.6  
60.6

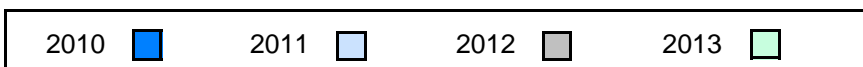


**Average Mark, 2010-2013**



Exam Mark

Final Mark



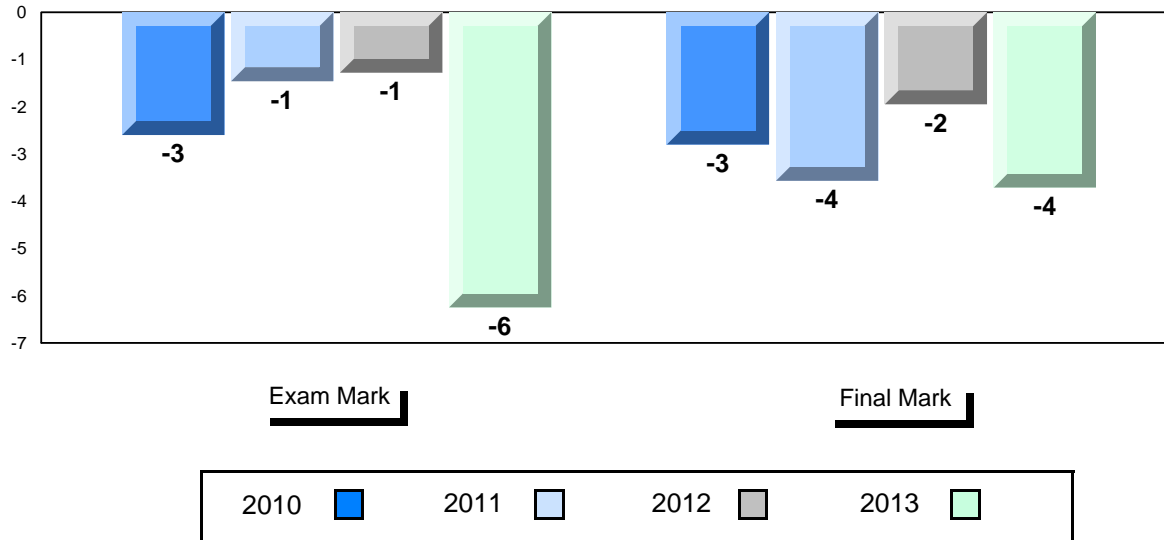
\* Visual Media Literacy, Visual Artistic Literacy and Contemporary Media Deconstruction are new categories introduced in June 2013.

District 4 - Eastern

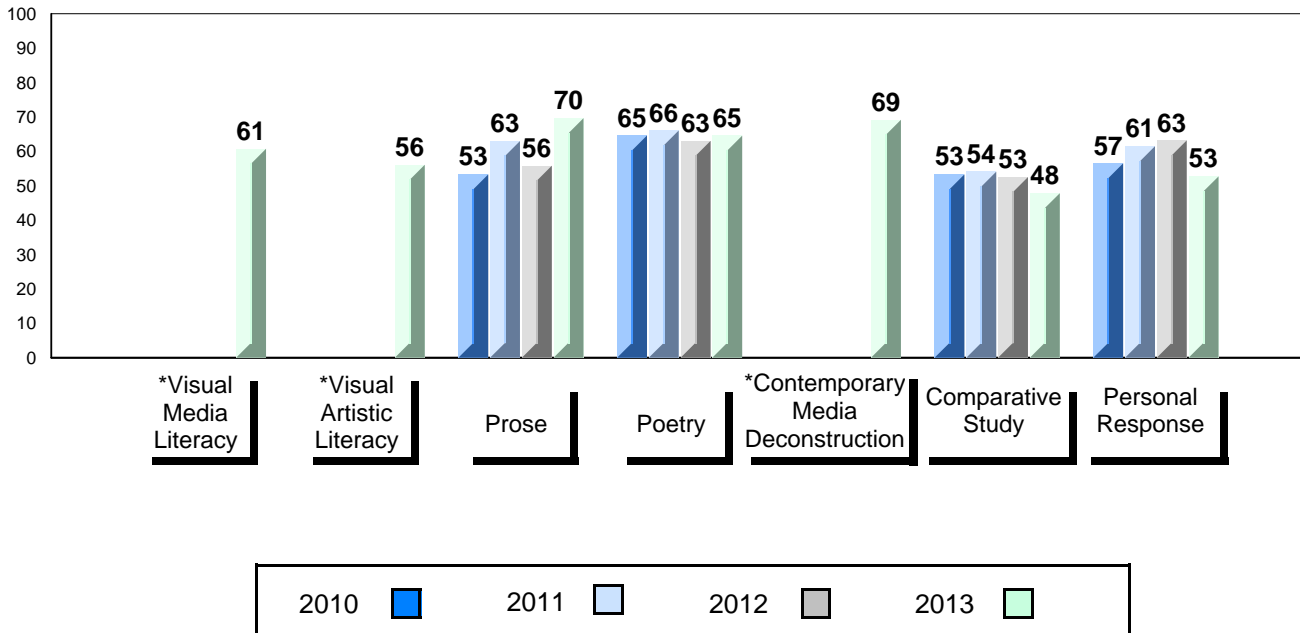
#347 - Prince of Wales Collegiate, St. John's

Grades: 10-12

Difference from Provincial Mean, 2010-2013



4 Year Public Exam (Subtest) Mark Trend 2010-2013



\* Visual Media Literacy, Visual Artistic Literacy and Contemporary Media Deconstruction are new categories introduced in June 2013.

**District 4 - Eastern**

#354 - St. Kevin's High, St. John's (Goulds)

Grades: 10-12

Number of Students      87

**English 3201**

School  
District  
Province

**Public Exam Mark**

School vs District      School vs Province

67.2  
68.9  
68.6



**Final Mark**

School vs District      School vs Province

70.3  
69.6  
69.3



**Subtest**

**Visual Media Literacy**

School  
District  
Province

65.1  
65.8  
65.3



**Visual Artistic Literacy**

School  
District  
Province

60.3  
69.0  
68.6



**Prose**

School  
District  
Province

74.1  
74.4  
73.5



**Poetry**

School  
District  
Province

73.4  
70.0  
69.3



**Contemporary Media Deconstruction**

School  
District  
Province

70.1  
69.5  
69.5



**Comparative Study**

School  
District  
Province

49.4  
58.8  
59.2



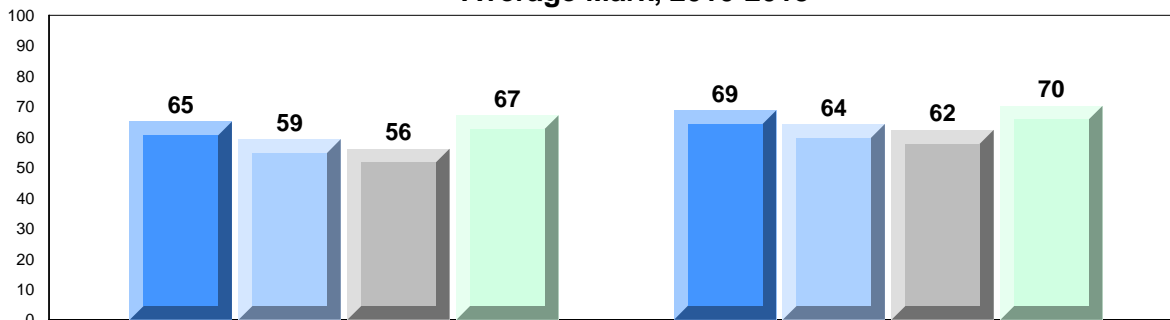
**Personal Response**

School  
District  
Province

59.8  
60.6  
60.6

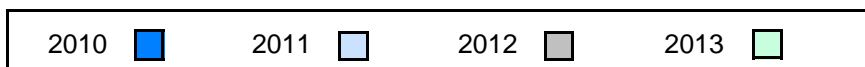


**Average Mark, 2010-2013**



Exam Mark

Final Mark



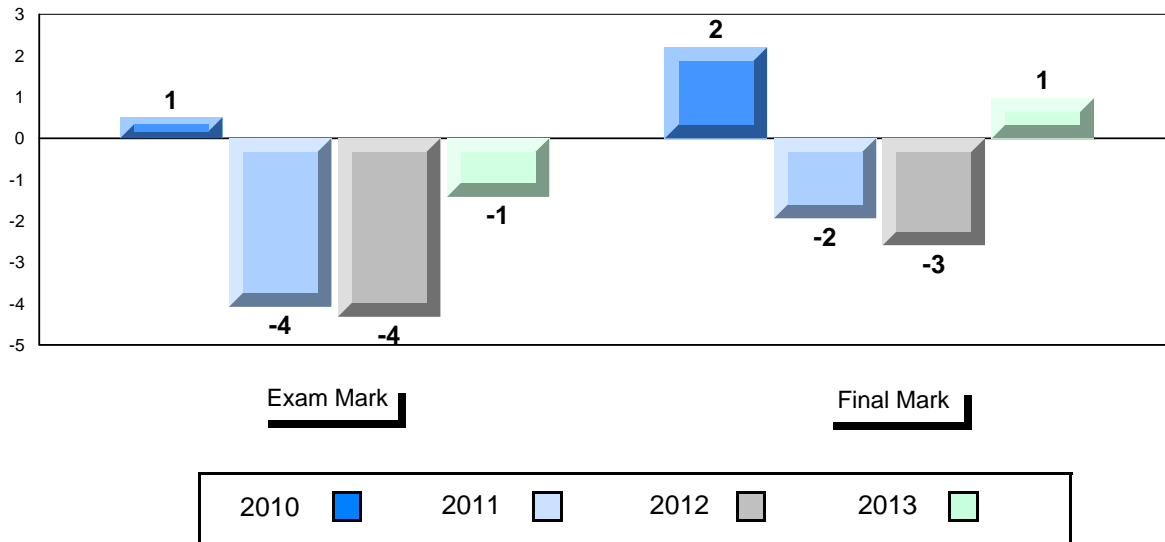
\* Visual Media Literacy, Visual Artistic Literacy and Contemporary Media Deconstruction are new categories introduced in June 2013.

District 4 - Eastern

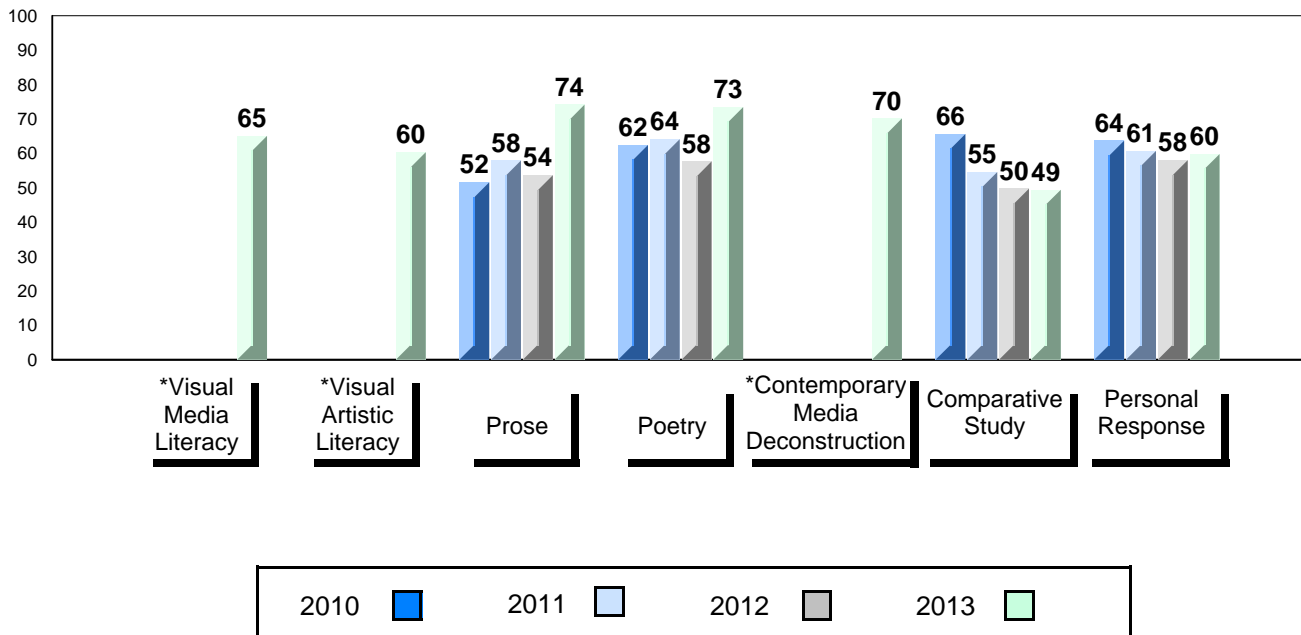
#354 - St. Kevin's High, St. John's (Goulds)

Grades: 10-12

Difference from Provincial Mean, 2010-2013



4 Year Public Exam (Subtest) Mark Trend 2010-2013



\* Visual Media Literacy, Visual Artistic Literacy and Contemporary Media Deconstruction are new categories introduced in June 2013.



**District 4 - Eastern**

#368 - Holy Trinity High, Torbay

Grades: 7-12

Number of Students 82

**English 3201**

School  
District  
Province

**Public Exam Mark**

School vs District

School vs Province

69.2  
68.9  
68.6



**Final Mark**

School vs District

School vs Province

67.6  
69.6  
69.3



**Subtest**

**Visual Media Literacy**

School  
District  
Province

63.3  
65.8  
65.3



**Visual Artistic Literacy**

School  
District  
Province

70.3  
69.0  
68.6



**Prose**

School  
District  
Province

75.8  
74.4  
73.5



**Poetry**

School  
District  
Province

68.9  
70.0  
69.3



**Contemporary Media Deconstruction**

School  
District  
Province

69.9  
69.5  
69.5



**Comparative Study**

School  
District  
Province

60.2  
58.8  
59.2



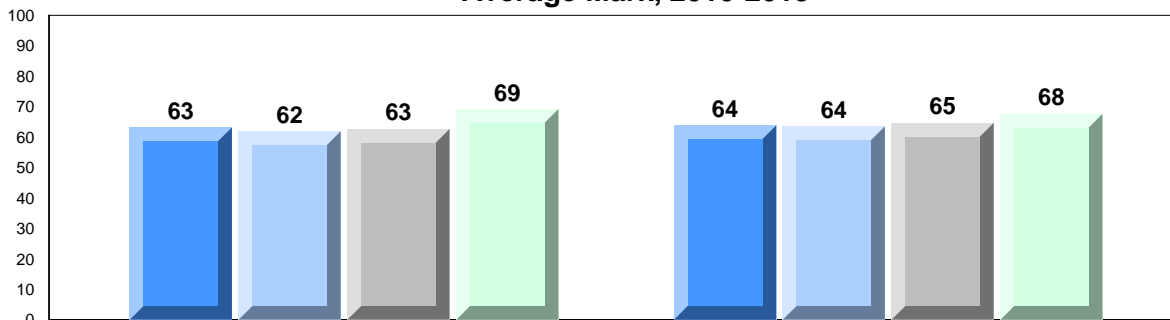
**Personal Response**

School  
District  
Province

61.8  
60.6  
60.6

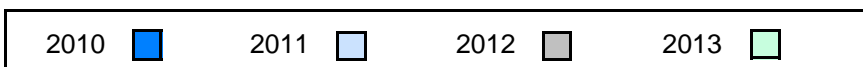


**Average Mark, 2010-2013**



Exam Mark

Final Mark



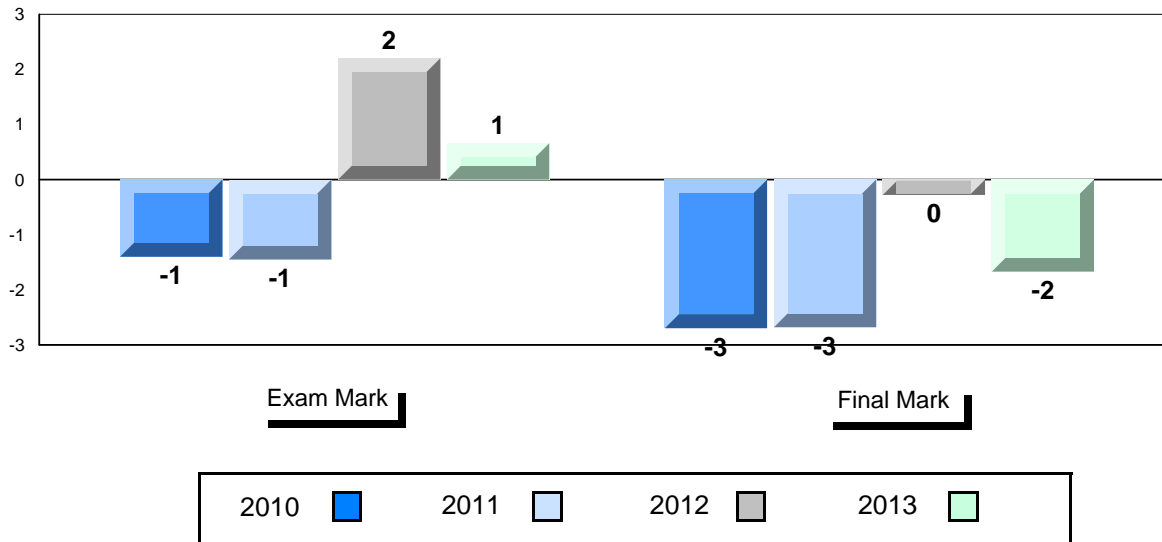
\* Visual Media Literacy, Visual Artistic Literacy and Contemporary Media Deconstruction are new categories introduced in June 2013.

District 4 - Eastern

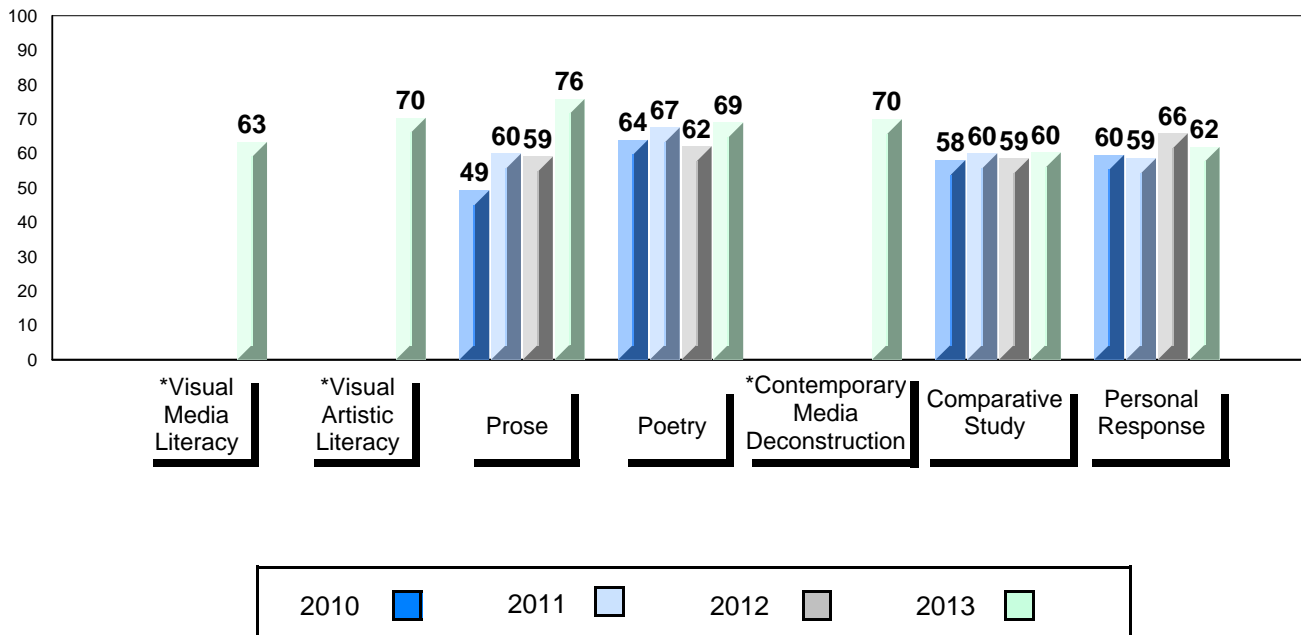
#368 - Holy Trinity High, Torbay

Grades: 7-12

Difference from Provincial Mean, 2010-2013



4 Year Public Exam (Subtest) Mark Trend 2010-2013



\* Visual Media Literacy, Visual Artistic Literacy and Contemporary Media Deconstruction are new categories introduced in June 2013.

**District 4 - Eastern**

#370 - Stella Maris Academy, Trepassey

Grades: K-7,9-12

Number of Students 11

**English 3201**

School  
District  
Province

**Public Exam Mark**

School vs District      School vs Province

63.2  
68.9  
68.6



**Final Mark**

School vs District      School vs Province

66.3  
69.6  
69.3



**Subtest**

**Visual Media Literacy**

School  
District  
Province

56.6  
65.8  
65.3



**Visual Artistic Literacy**

School  
District  
Province

59.1  
69.0  
68.6



**Prose**

School  
District  
Province

67.3  
74.4  
73.5



**Poetry**

School  
District  
Province

69.8  
70.0  
69.3



**Contemporary Media Deconstruction**

School  
District  
Province

70.9  
69.5  
69.5



**Comparative Study**

School  
District  
Province

51.4  
58.8  
59.2



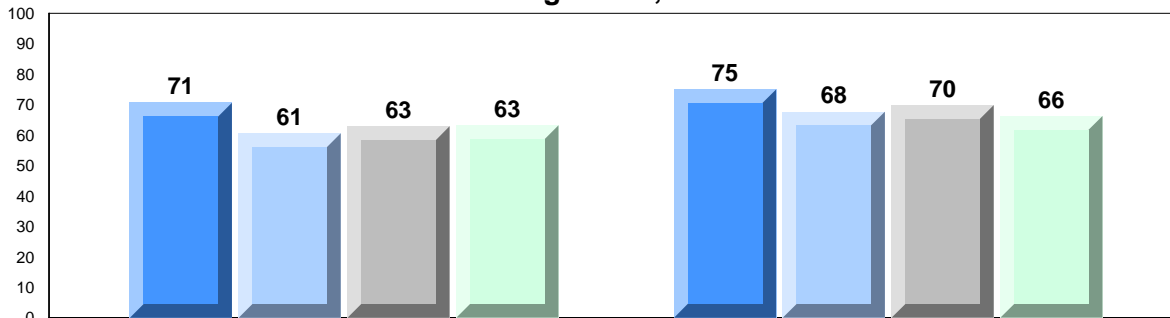
**Personal Response**

School  
District  
Province

52.7  
60.6  
60.6

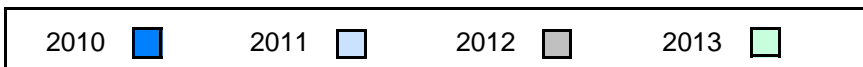


**Average Mark, 2010-2013**



Exam Mark

Final Mark



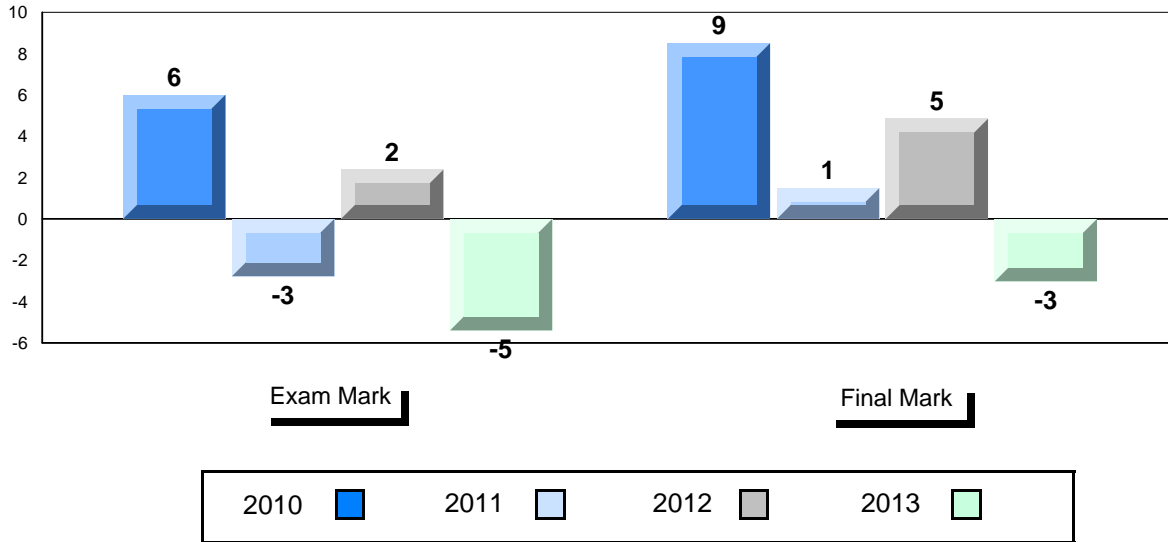
\* Visual Media Literacy, Visual Artistic Literacy and Contemporary Media Deconstruction are new categories introduced in June 2013.

District 4 - Eastern

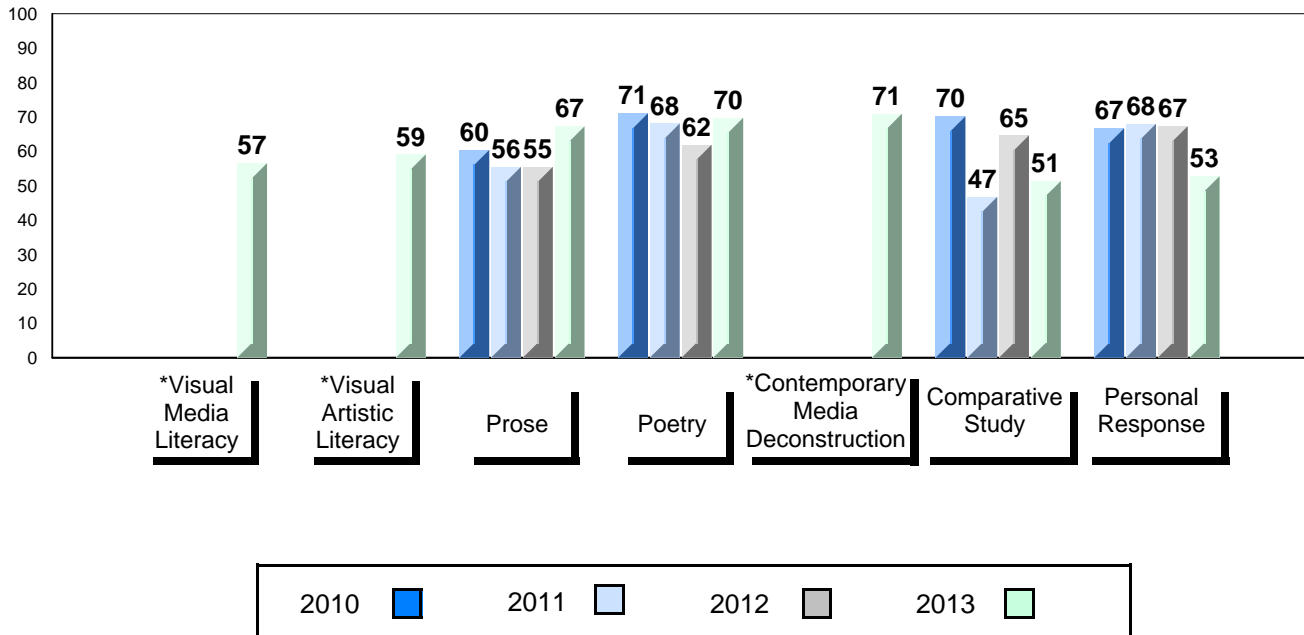
#370 - Stella Maris Academy, Trepassey

Grades: K-7,9-12

Difference from Provincial Mean, 2010-2013



4 Year Public Exam (Subtest) Mark Trend 2010-2013



\* Visual Media Literacy, Visual Artistic Literacy and Contemporary Media Deconstruction are new categories introduced in June 2013.

**District 4 - Eastern**

#427 - Holy Name of Mary Academy, Lawn

Grades: K-12

Number of Students            4

**English 3201**

School  
District  
Province

**Subtest**

**Visual Media  
Literacy**

School  
District  
Province

**Visual Artistic  
Literacy**

School  
District  
Province

**Prose**

School  
District  
Province

**Poetry**

School  
District  
Province

**Contemporary  
Media  
Deconstruction**

School  
District  
Province

**Comparative  
Study**

School  
District  
Province

**Personal  
Response**

School  
District  
Province

<b>Public Exam Mark</b>	School vs District	School vs Province
<i>School data with 5 or fewer students withheld for reasons of confidentiality.</i>		

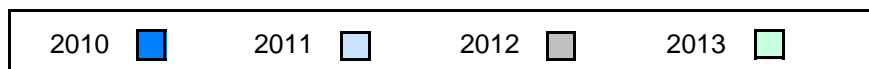
<b>Final Mark</b>	School vs District	School vs Province
<i>School data with 5 or fewer students withheld for reasons of confidentiality.</i>		

**Average Mark, 2010-2013**

*School data with 5 or fewer students withheld for reasons of confidentiality.*

**Exam Mark**

**Final Mark**



\* Visual Media Literacy, Visual Artistic Literacy and Contemporary Media Deconstruction are new categories introduced in June 2013.


District 4 - Eastern

#427 - Holy Name of Mary Academy, Lawn

Grades: K-12

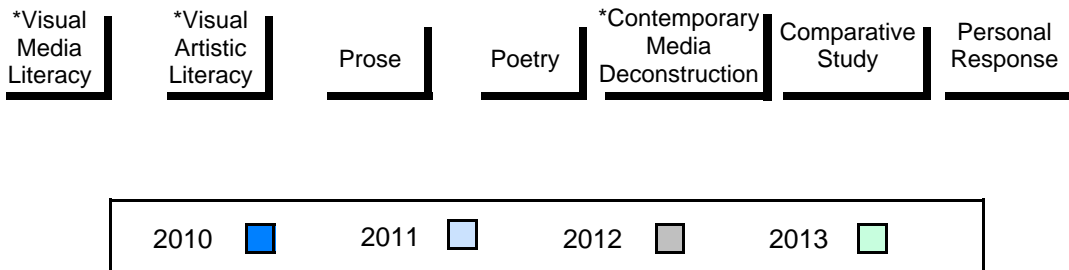
**Difference from Provincial Mean, 2010-2013**

*School data with 5 or fewer students withheld for reasons of confidentiality.*



**4 Year Public Exam (Subtest) Mark Trend 2010-2013**

*School data with 5 or fewer students withheld for reasons of confidentiality.*



\* Visual Media Literacy, Visual Artistic Literacy and Contemporary Media Deconstruction are new categories introduced in June 2013.

**District 4 - Eastern**

#430 - St. Mark's School, King's Cove

Grades: K-12

Number of Students            8

**English 3201**

School  
District  
Province

**Public Exam Mark**      School vs District      School vs Province

71.5      ▲      ▲  
68.9  
68.6

**Final Mark**

School vs District      School vs Province

73.4      ▲      ▲  
69.6  
69.3

**Subtest**

**Visual Media Literacy**

School  
District  
Province

75.0      ▲      ▲  
65.8  
65.3

**Visual Artistic Literacy**

School  
District  
Province

67.7      ▼      ▼  
69.0  
68.6

**Prose**

School  
District  
Province

76.5      ▲      ▲  
74.4  
73.5

**Poetry**

School  
District  
Province

67.5      ▼      ▼  
70.0  
69.3

**Contemporary Media Deconstruction**

School  
District  
Province

75.0      ▲      ▲  
69.5  
69.5

**Comparative Study**

School  
District  
Province


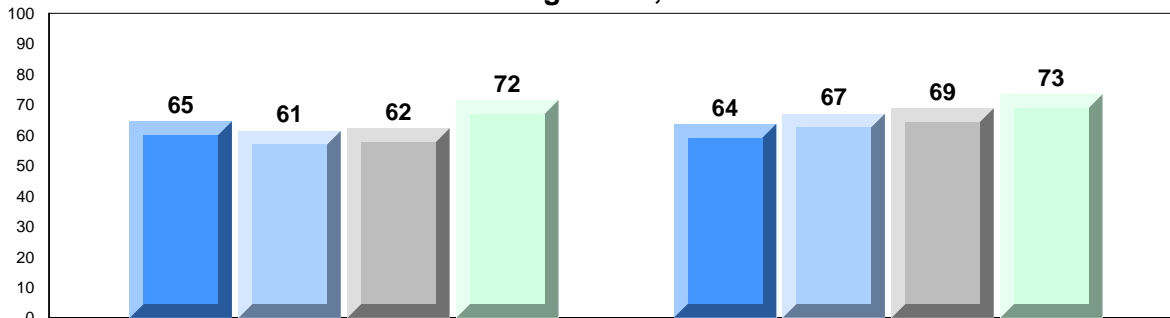
62.8      ▲      ▲  
58.8  
59.2

**Personal Response**

School  
District  
Province

66.9      ▲      ▲  
60.6  
60.6

**Average Mark, 2010-2013**



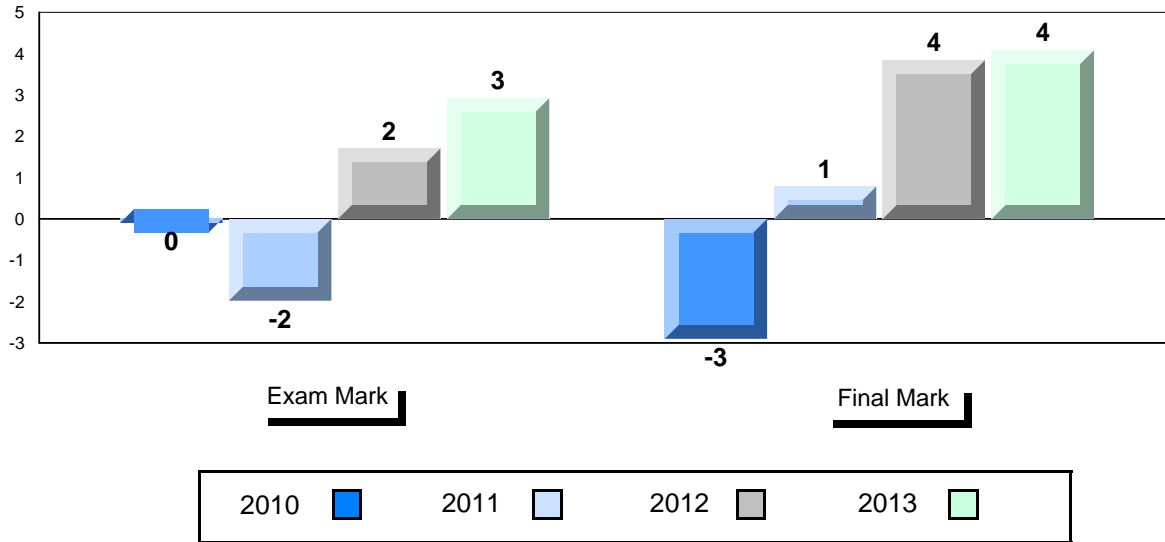
\* Visual Media Literacy, Visual Artistic Literacy and Contemporary Media Deconstruction are new categories introduced in June 2013.

District 4 - Eastern

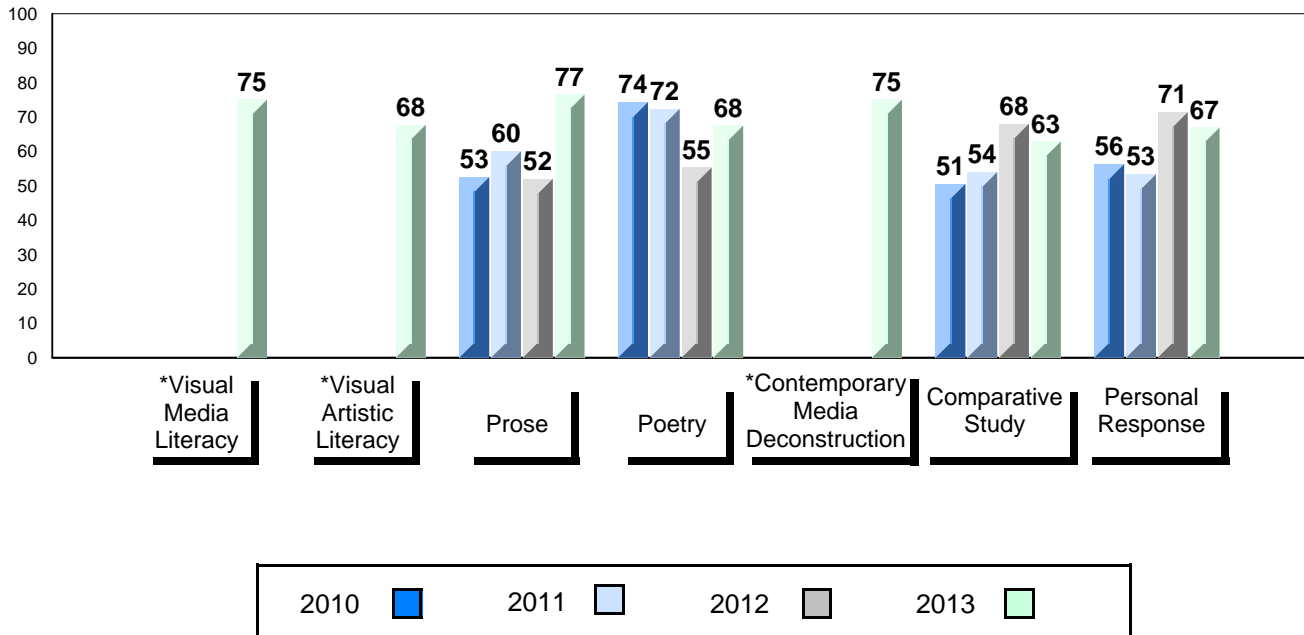
#430 - St. Mark's School, King's Cove

Grades: K-12

Difference from Provincial Mean, 2010-2013



4 Year Public Exam (Subtest) Mark Trend 2010-2013



\* Visual Media Literacy, Visual Artistic Literacy and Contemporary Media Deconstruction are new categories introduced in June 2013.



**District 4 - Eastern**

#431 - Southwest Arm Academy, Little Heart's Ease

Grades: K-12

Number of Students      6

**English 3201**

School  
District  
Province

**Public Exam Mark**

School vs District

School vs Province

63.3  
68.9  
68.6



**Final Mark**

School vs District

School vs Province

66.5  
69.6  
69.3



**Subtest**

**Visual Media Literacy**

School  
District  
Province

54.6  
65.8  
65.3



**Visual Artistic Literacy**

School  
District  
Province

91.7  
69.0  
68.6



**Prose**

School  
District  
Province

64.7  
74.4  
73.5



**Poetry**

School  
District  
Province

64.6  
70.0  
69.3



**Contemporary Media Deconstruction**

School  
District  
Province

53.3  
69.5  
69.5



**Comparative Study**

School  
District  
Province

50.4  
58.8  
59.2



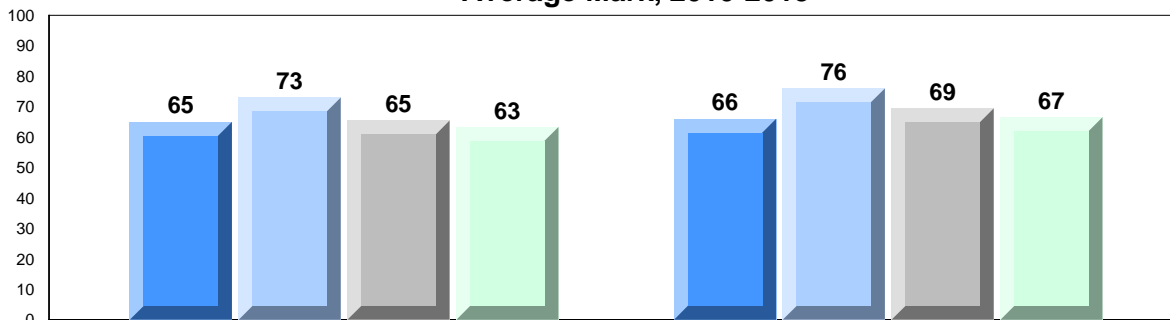
**Personal Response**

School  
District  
Province

64.2  
60.6  
60.6

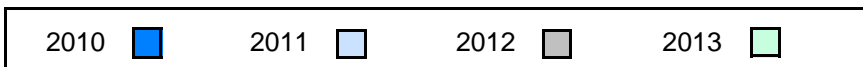


**Average Mark, 2010-2013**



Exam Mark

Final Mark



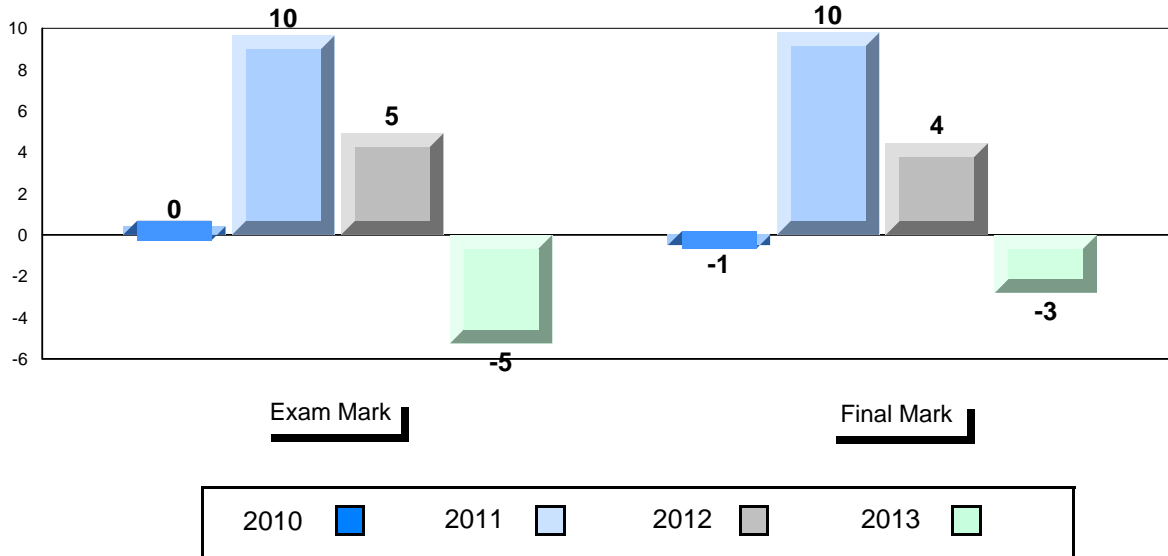
\* Visual Media Literacy, Visual Artistic Literacy and Contemporary Media Deconstruction are new categories introduced in June 2013.

District 4 - Eastern

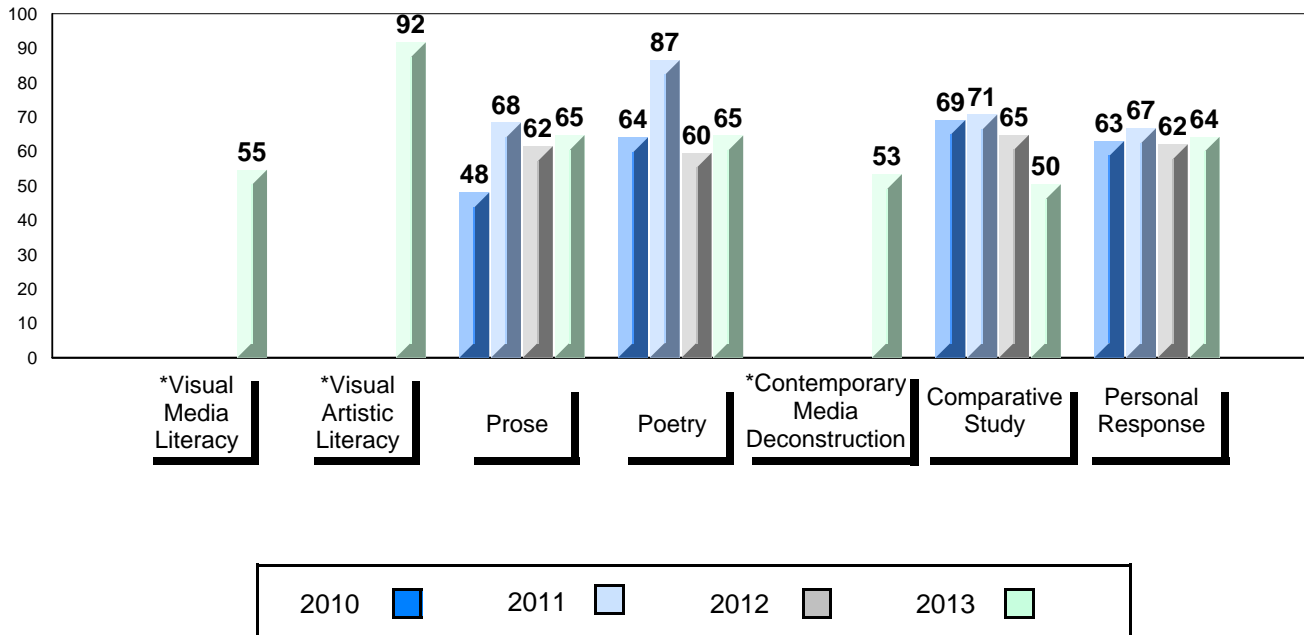
#431 - Southwest Arm Academy, Little Heart's Ease

Grades: K-12

Difference from Provincial Mean, 2010-2013



4 Year Public Exam (Subtest) Mark Trend 2010-2013



\* Visual Media Literacy, Visual Artistic Literacy and Contemporary Media Deconstruction are new categories introduced in June 2013.

**District 4 - Eastern**

#447 - Baltimore School Complex, Ferryland

Grades: K-12

Number of Students 16

**English 3201**

School  
District  
Province

**Public Exam Mark**

School vs District

School vs Province

68.9  
68.9  
68.6



**Final Mark**

School vs District

School vs Province

70.3  
69.6  
69.3



**Subtest**

**Visual Media Literacy**

School  
District  
Province

64.2  
65.8  
65.3



**Visual Artistic Literacy**

School  
District  
Province

74.5  
69.0  
68.6



**Prose**

School  
District  
Province

75.5  
74.4  
73.5



**Poetry**

School  
District  
Province

71.3  
70.0  
69.3



**Contemporary Media Deconstruction**

School  
District  
Province

61.3  
69.5  
69.5



**Comparative Study**

School  
District  
Province

59.1  
58.8  
59.2




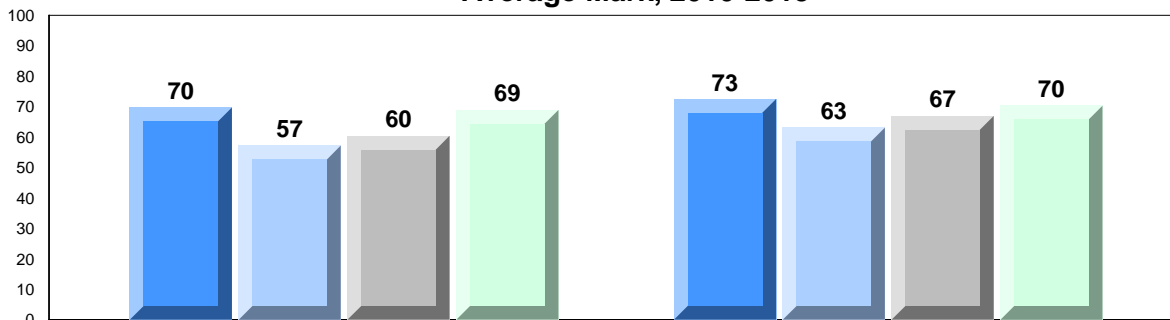
**Personal Response**

School  
District  
Province

56.3  
60.6  
60.6



**Average Mark, 2010-2013**



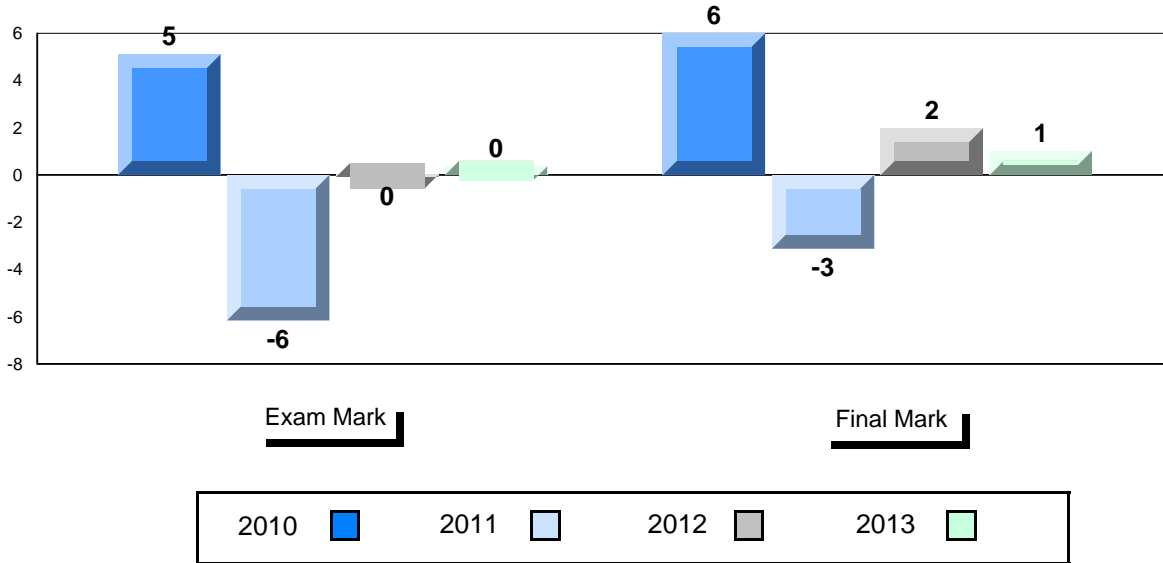
\* Visual Media Literacy, Visual Artistic Literacy and Contemporary Media Deconstruction are new categories introduced in June 2013.

District 4 - Eastern

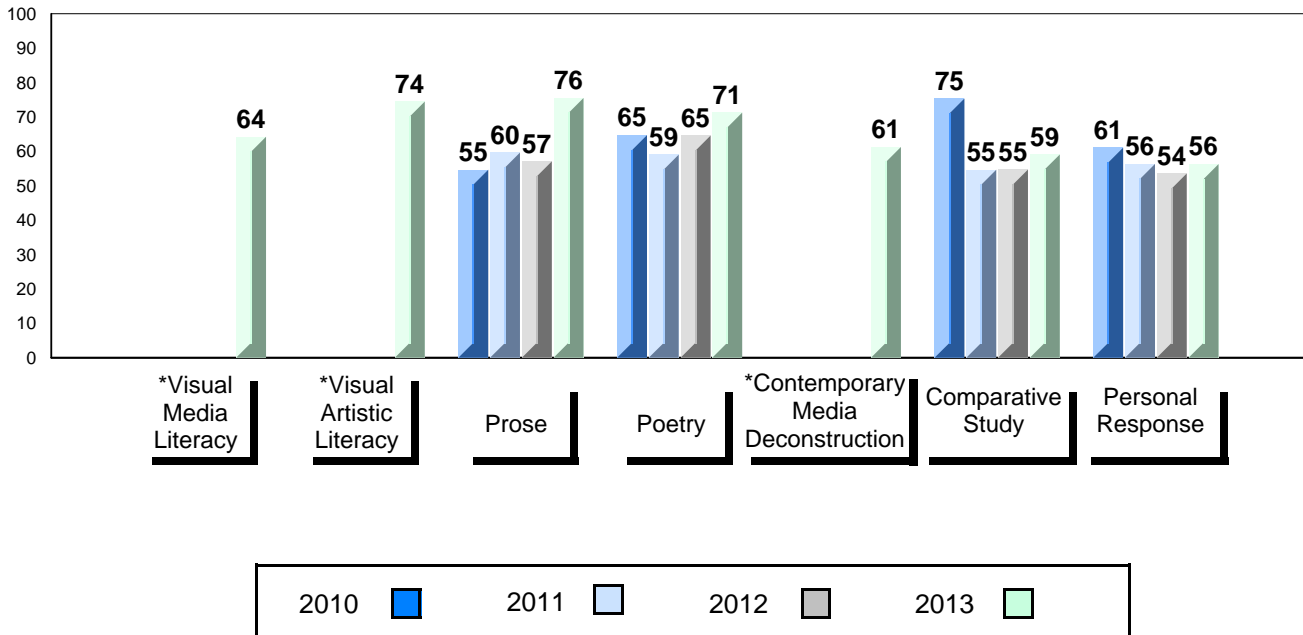
#447 - Baltimore School Complex, Ferryland

Grades: K-12

Difference from Provincial Mean, 2010-2013



4 Year Public Exam (Subtest) Mark Trend 2010-2013



\* Visual Media Literacy, Visual Artistic Literacy and Contemporary Media Deconstruction are new categories introduced in June 2013.

**District 4 - Eastern**

#464 - Crescent Collegiate, Blaketown

Grades: 7-12

Number of Students      66

**English 3201**

School  
District  
Province

**Public Exam Mark**

School vs District      School vs Province

66.1  
68.9  
68.6



**Final Mark**

School vs District      School vs Province

67.8  
69.6  
69.3



**Subtest**

**Visual Media Literacy**

School  
District  
Province

64.6  
65.8  
65.3



**Visual Artistic Literacy**

School  
District  
Province

69.2  
69.0  
68.6



**Prose**

School  
District  
Province

70.5  
74.4  
73.5



**Poetry**

School  
District  
Province

65.7  
70.0  
69.3



**Contemporary Media Deconstruction**

School  
District  
Province

67.9  
69.5  
69.5



**Comparative Study**

School  
District  
Province

57.3  
58.8  
59.2



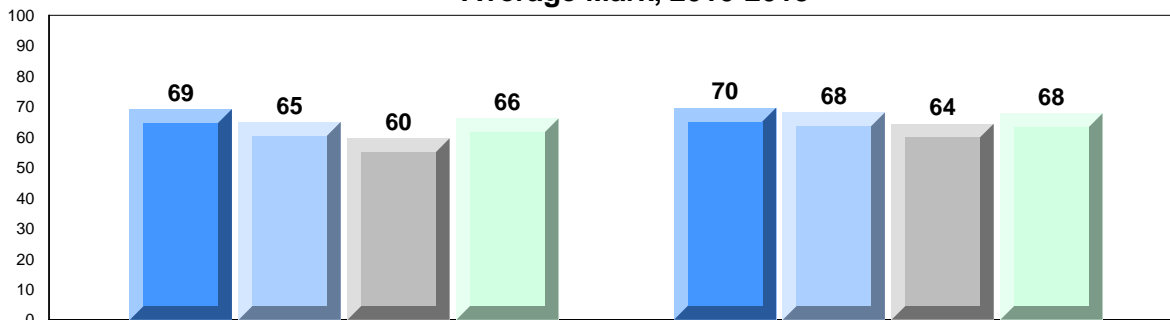
**Personal Response**

School  
District  
Province

55.6  
60.6  
60.6

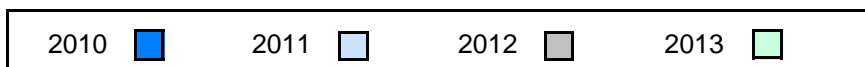


**Average Mark, 2010-2013**



Exam Mark

Final Mark



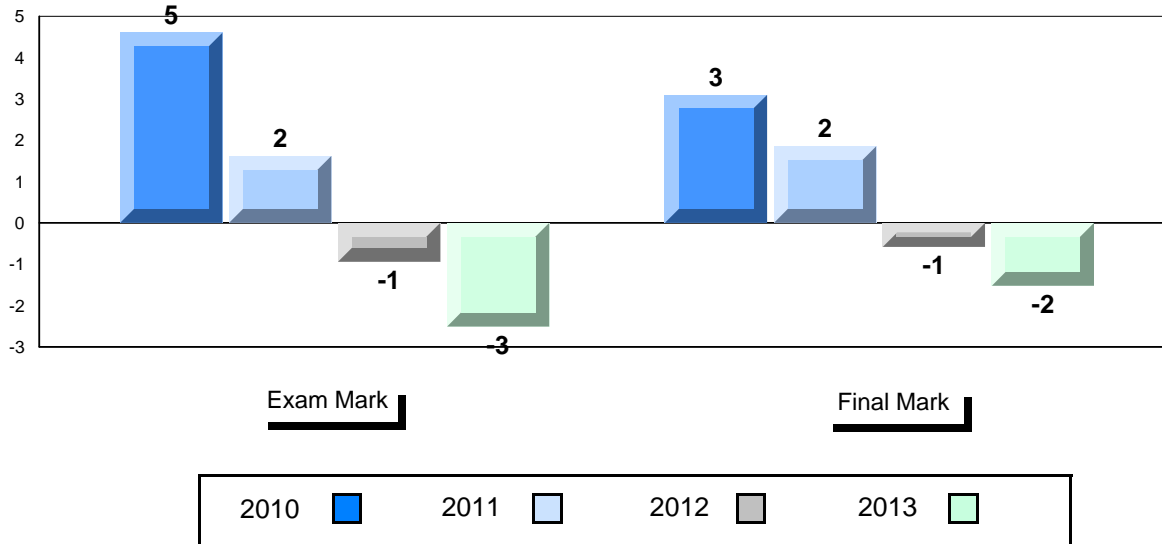
\* Visual Media Literacy, Visual Artistic Literacy and Contemporary Media Deconstruction are new categories introduced in June 2013.

District 4 - Eastern

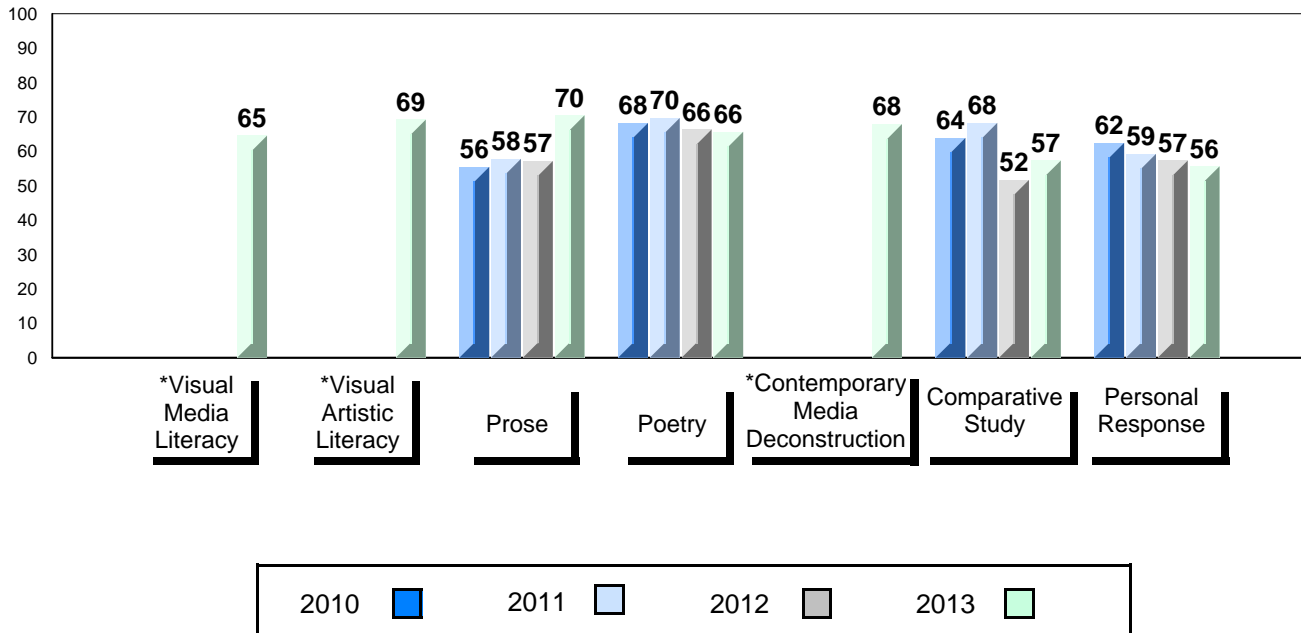
#464 - Crescent Collegiate, Blaketown

Grades: 7-12

Difference from Provincial Mean, 2010-2013



4 Year Public Exam (Subtest) Mark Trend 2010-2013



\* Visual Media Literacy, Visual Artistic Literacy and Contemporary Media Deconstruction are new categories introduced in June 2013.

**District 4 - Eastern**

#471 - Heritage Collegiate, Lethbridge

Grades: 7-12

Number of Students 22

**English 3201**

School  
District  
Province

**Public Exam Mark**

School vs District      School vs Province

68.0  
68.9  
68.6



**Final Mark**

School vs District

School vs Province

70.7  
69.6  
69.3



**Subtest**

**Visual Media Literacy**

School  
District  
Province

73.7  
65.8  
65.3



**Visual Artistic Literacy**

School  
District  
Province

65.2  
69.0  
68.6



**Prose**

School  
District  
Province

69.7  
74.4  
73.5



**Poetry**

School  
District  
Province

75.9  
70.0  
69.3



**Contemporary Media Deconstruction**

School  
District  
Province

67.7  
69.5  
69.5



**Comparative Study**

School  
District  
Province

55.0  
58.8  
59.2



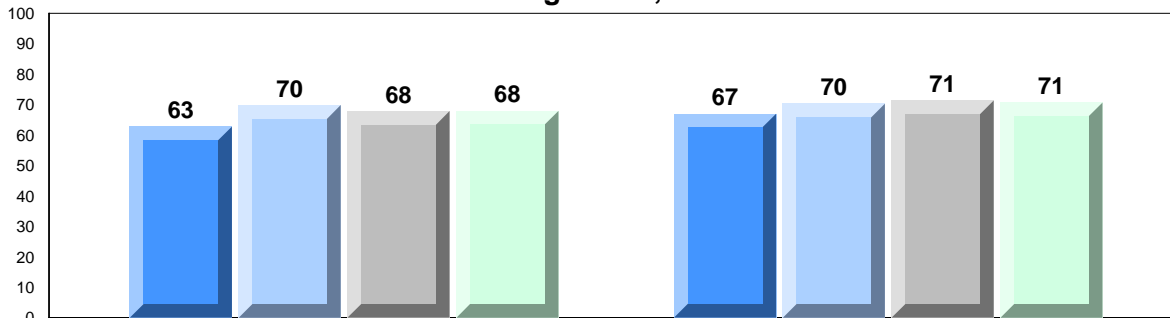
**Personal Response**

School  
District  
Province

57.3  
60.6  
60.6

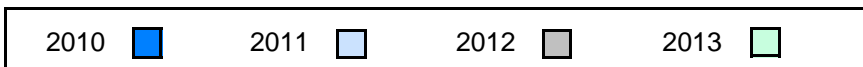


**Average Mark, 2010-2013**



Exam Mark

Final Mark



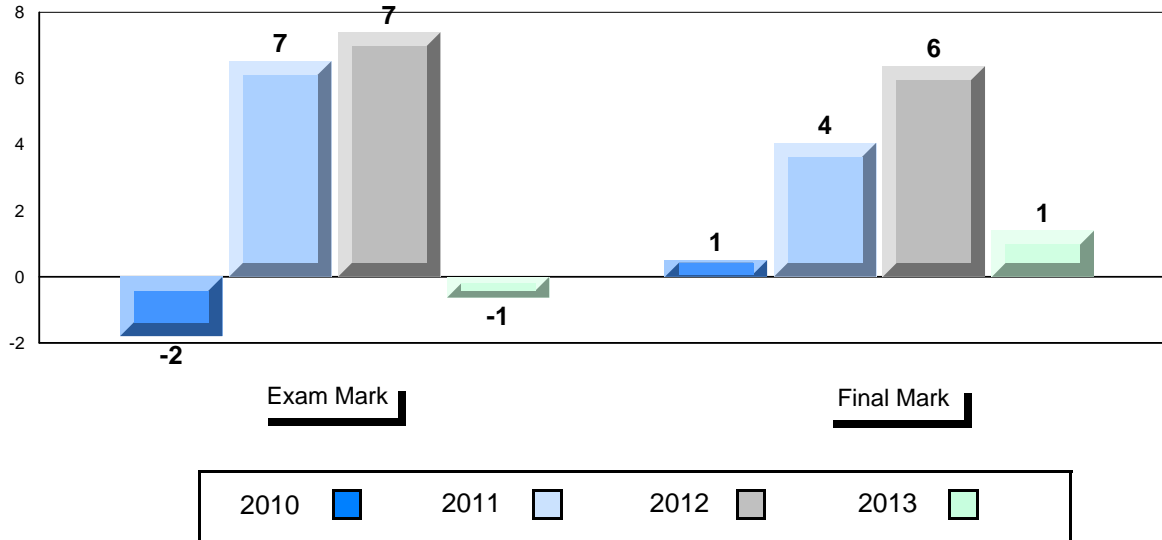
\* Visual Media Literacy, Visual Artistic Literacy and Contemporary Media Deconstruction are new categories introduced in June 2013.

District 4 - Eastern

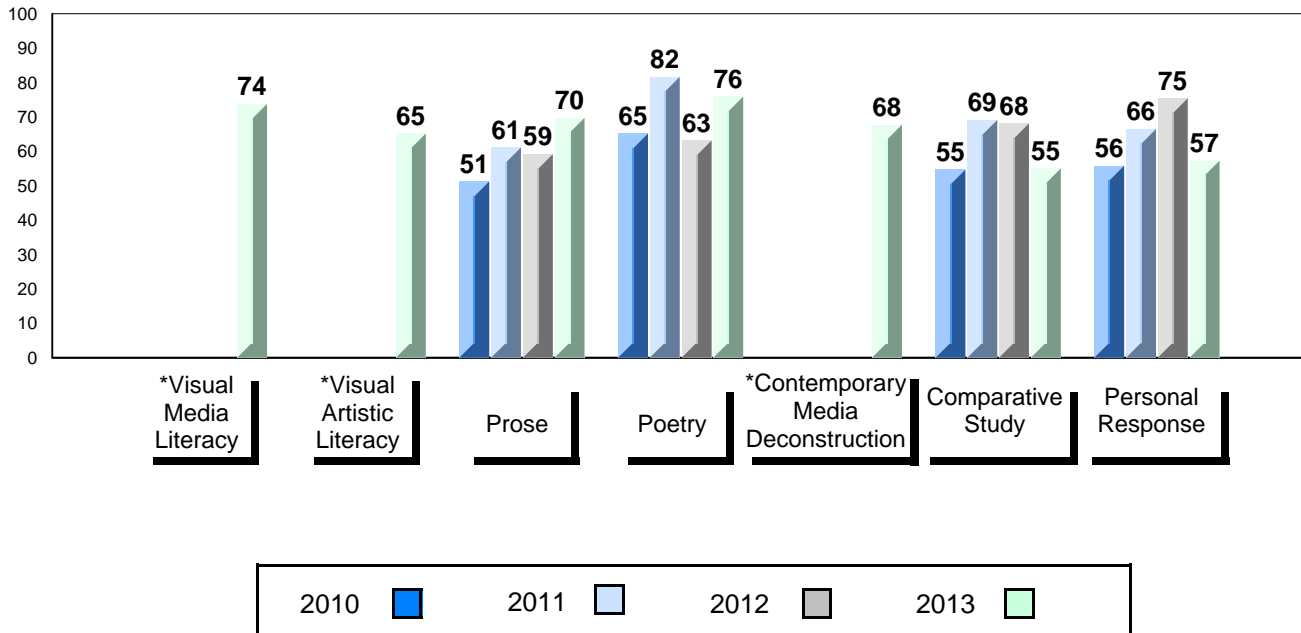
#471 - Heritage Collegiate, Lethbridge

Grades: 7-12

Difference from Provincial Mean, 2010-2013



4 Year Public Exam (Subtest) Mark Trend 2010-2013



\* Visual Media Literacy, Visual Artistic Literacy and Contemporary Media Deconstruction are new categories introduced in June 2013.



**District 4 - Eastern**

#476 - Baccalieu Collegiate, Old Perican

Grades: 7-12

Number of Students      25

**English 3201**

School  
District  
Province

**Public Exam Mark**

School vs District      School vs Province

71.5  
68.9  
68.6



**Final Mark**

School vs District

School vs Province

73.2  
69.6  
69.3



**Subtest**

**Visual Media Literacy**

School  
District  
Province

61.6  
65.8  
65.3



**Visual Artistic Literacy**

School  
District  
Province

64.3  
69.0  
68.6



**Prose**

School  
District  
Province

75.4  
74.4  
73.5



**Poetry**

School  
District  
Province

74.0  
70.0  
69.3



**Contemporary Media Deconstruction**

School  
District  
Province

68.4  
69.5  
69.5



**Comparative Study**

School  
District  
Province

70.9  
58.8  
59.2



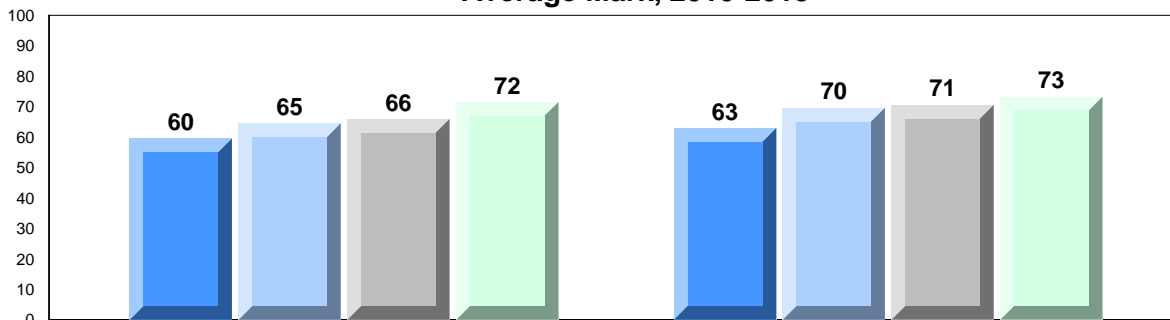
**Personal Response**

School  
District  
Province

62.0  
60.6  
60.6

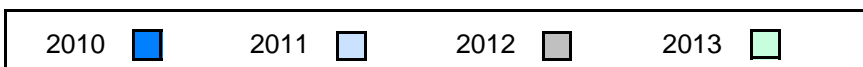


**Average Mark, 2010-2013**



Exam Mark

Final Mark



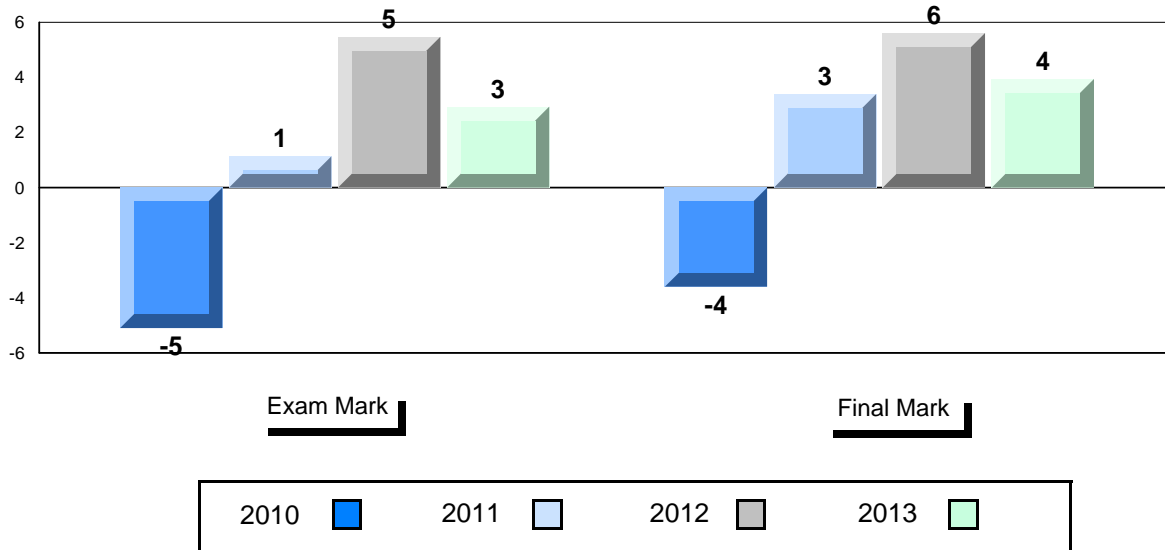
\* Visual Media Literacy, Visual Artistic Literacy and Contemporary Media Deconstruction are new categories introduced in June 2013.

District 4 - Eastern

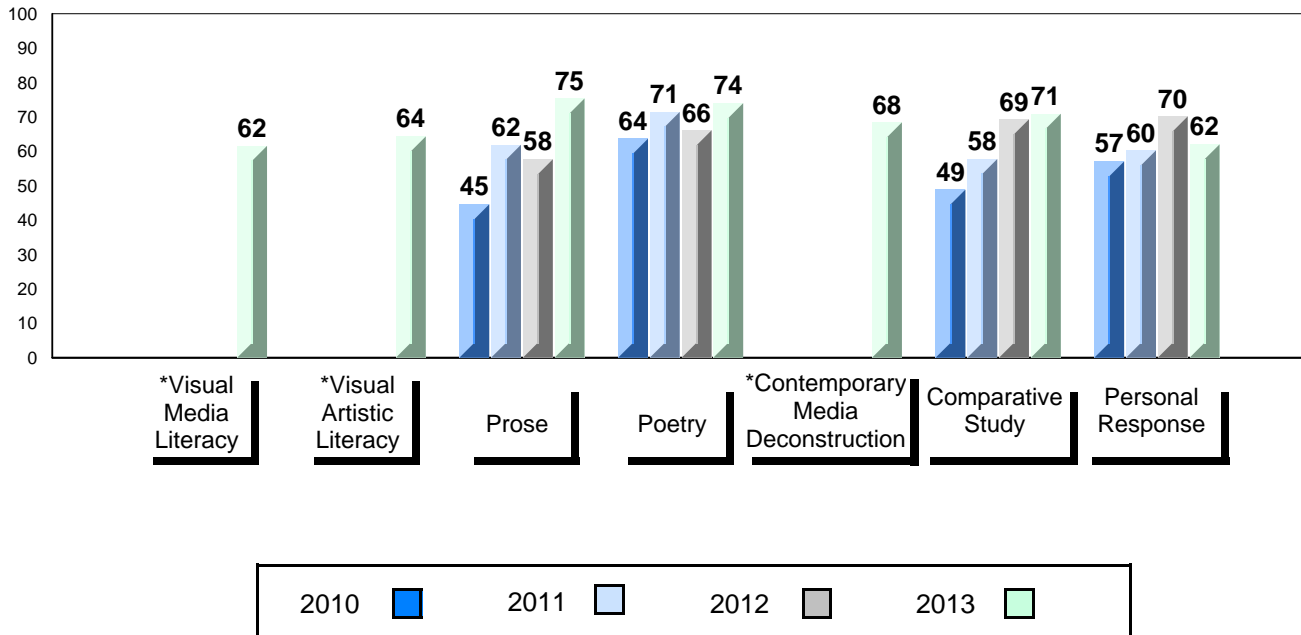
#476 - Baccalieu Collegiate, Old Perican

Grades: 7-12

Difference from Provincial Mean, 2010-2013



4 Year Public Exam (Subtest) Mark Trend 2010-2013



\* Visual Media Literacy, Visual Artistic Literacy and Contemporary Media Deconstruction are new categories introduced in June 2013.

**District 4 - Eastern**

#924 - Tricentia Academy, Arnold's Cove

Grades: K-12

Number of Students      21

**English 3201**

School  
District  
Province

**Public Exam Mark**

School vs District

School vs Province

69.3  
68.9  
68.6



**Final Mark**

School vs District

School vs Province

70.1  
69.6  
69.3



**Subtest**

**Visual Media Literacy**

School  
District  
Province

60.9  
65.8  
65.3



**Visual Artistic Literacy**

School  
District  
Province

69.8  
69.0  
68.6



**Prose**

School  
District  
Province

72.5  
74.4  
73.5



**Poetry**

School  
District  
Province

72.5  
70.0  
69.3



**Contemporary Media Deconstruction**

School  
District  
Province

65.7  
69.5  
69.5



**Comparative Study**

School  
District  
Province

65.2  
58.8  
59.2



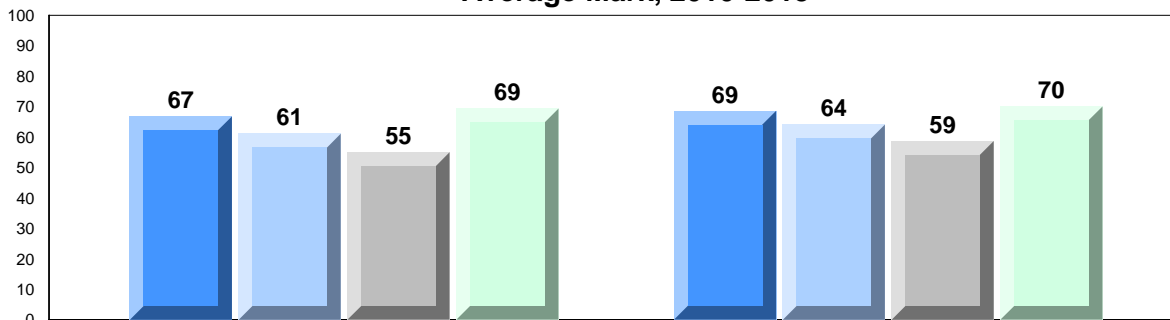
**Personal Response**

School  
District  
Province

58.6  
60.6  
60.6

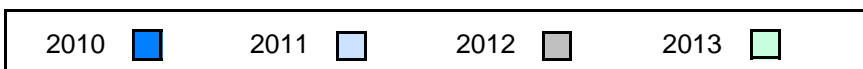


**Average Mark, 2010-2013**



Exam Mark

Final Mark



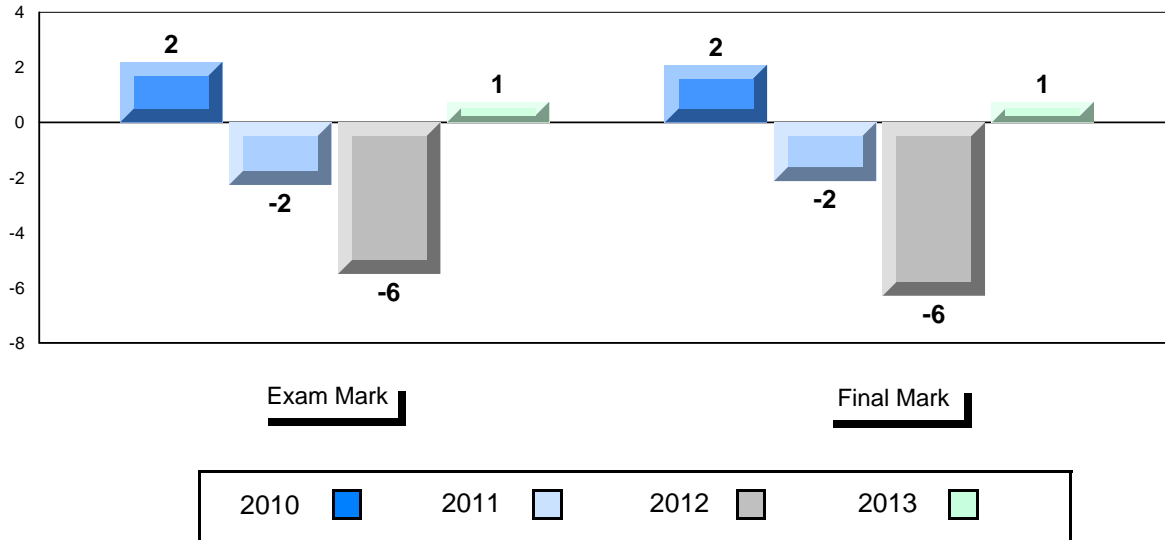
\* Visual Media Literacy, Visual Artistic Literacy and Contemporary Media Deconstruction are new categories introduced in June 2013.

District 4 - Eastern

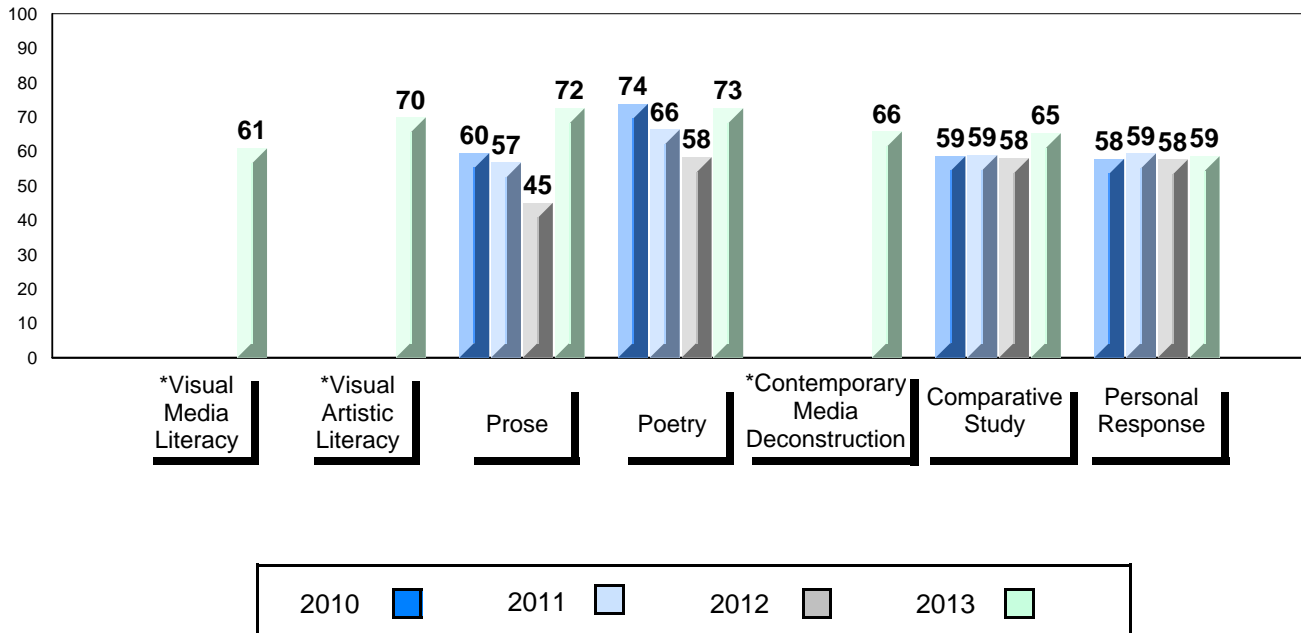
#924 - Tricentia Academy, Arnold's Cove

Grades: K-12

Difference from Provincial Mean, 2010-2013



4 Year Public Exam (Subtest) Mark Trend 2010-2013



\* Visual Media Literacy, Visual Artistic Literacy and Contemporary Media Deconstruction are new categories introduced in June 2013.

District 5 - Conseil scolaire francophone

#107 - École Ste-Anne, La Grand'Terre (Mainland)

Grades: K-12

Number of Students            4

**English 3201**                    School  
   District  
   Province

**Subtest**

**Visual Media Literacy**        School  
   District  
   Province

**Visual Artistic Literacy**    School  
   District  
   Province

**Prose**                                School  
   District  
   Province

**Poetry**                              School  
   District  
   Province

**Contemporary Media Deconstruction**    School  
   District  
   Province

**Comparative Study**            School  
   District  
   Province


**Personal Response**            School  
   District  
   Province

<b>Public Exam Mark</b>	School vs District	School vs Province
<i>School data with 5 or fewer students withheld for reasons of confidentiality.</i>		

<b>Final Mark</b>	School vs District	School vs Province
<i>School data with 5 or fewer students withheld for reasons of confidentiality.</i>		

**Average Mark, 2010-2013**


*School data with 5 or fewer students withheld for reasons of confidentiality.*



\* Visual Media Literacy, Visual Artistic Literacy and Contemporary Media Deconstruction are new categories introduced in June 2013.

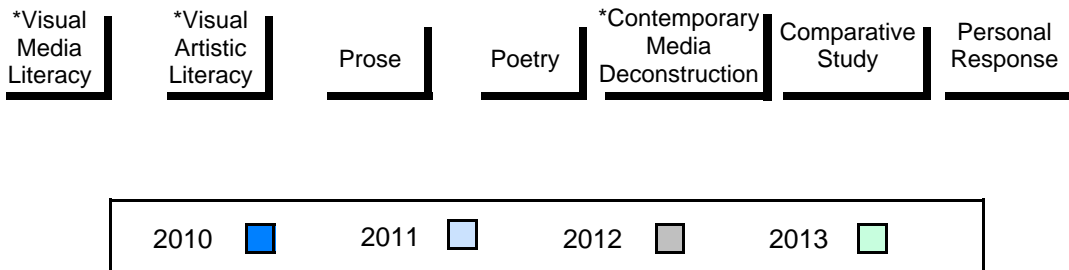
**Difference from Provincial Mean, 2010-2013**

*School data with 5 or fewer students withheld for reasons of confidentiality.*



**4 Year Public Exam (Subtest) Mark Trend 2010-2013**

*School data with 5 or fewer students withheld for reasons of confidentiality.*



\* Visual Media Literacy, Visual Artistic Literacy and Contemporary Media Deconstruction are new categories introduced in June 2013.

District 5 - Conseil scolaire francophone

#472 - École Boréale, Happy Valley - Goose Bay

Grades: K-7,9,12

Number of Students            1

**English 3201**            School  
                                 District  
                                 Province

**Subtest**

**Visual Media Literacy**            School  
                                 District  
                                 Province

**Visual Artistic Literacy**            School  
                                 District  
                                 Province

**Prose**            School  
                         District  
                         Province

**Poetry**            School  
                         District  
                         Province

**Contemporary Media Deconstruction**            School  
                                 District  
                                 Province

**Comparative Study**            School  
                                 District  
                                 Province


**Personal Response**            School  
                                 District  
                                 Province

<b>Public Exam Mark</b>	School vs District	School vs Province
<i>School data with 5 or fewer students withheld for reasons of confidentiality.</i>		

<b>Final Mark</b>	School vs District	School vs Province
<i>School data with 5 or fewer students withheld for reasons of confidentiality.</i>		

**Average Mark, 2010-2013**


*School data with 5 or fewer students withheld for reasons of confidentiality.*



\* Visual Media Literacy, Visual Artistic Literacy and Contemporary Media Deconstruction are new categories introduced in June 2013.

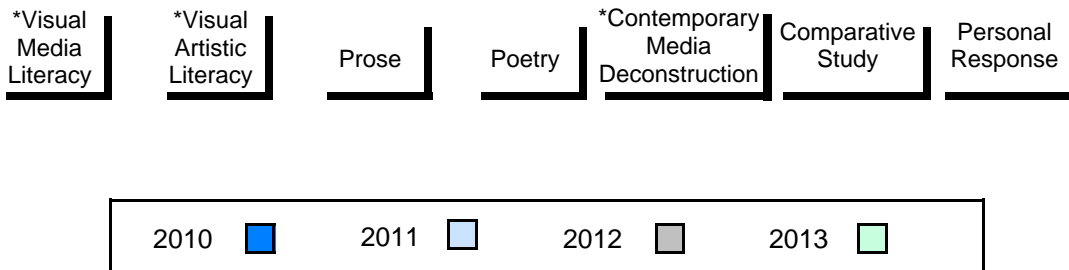
**Difference from Provincial Mean, 2010-2013**

*School data with 5 or fewer students withheld for reasons of confidentiality.*



**4 Year Public Exam (Subtest) Mark Trend 2010-2013**

*School data with 5 or fewer students withheld for reasons of confidentiality.*



\* Visual Media Literacy, Visual Artistic Literacy and Contemporary Media Deconstruction are new categories introduced in June 2013.



District 803 - Private

#374 - Murphy Centre, St. John's

Grades: 10-12

Number of Students 24

**English 3201**

School  
District  
Province

**Public Exam Mark**

School vs District      School vs Province

65.5  
71.4  
68.6



**Final Mark**

School vs District      School vs Province

68.9  
72.7  
69.3



**Subtest**

**Visual Media Literacy**

School  
District  
Province

54.9  
63.9  
65.3



**Visual Artistic Literacy**

School  
District  
Province

58.0  
70.5  
68.6



**Prose**

School  
District  
Province

70.3  
75.2  
73.5



**Poetry**

School  
District  
Province

67.7  
73.0  
69.3



**Contemporary Media Deconstruction**

School  
District  
Province

70.8  
72.4  
69.5



**Comparative Study**

School  
District  
Province

57.2  
64.9  
59.2



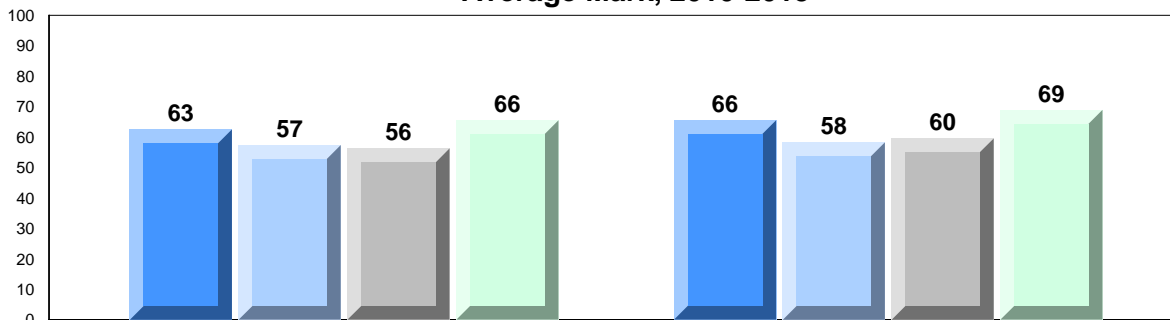
**Personal Response**

School  
District  
Province

57.7  
62.6  
60.6

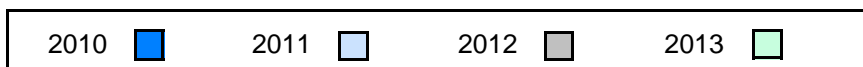


**Average Mark, 2010-2013**



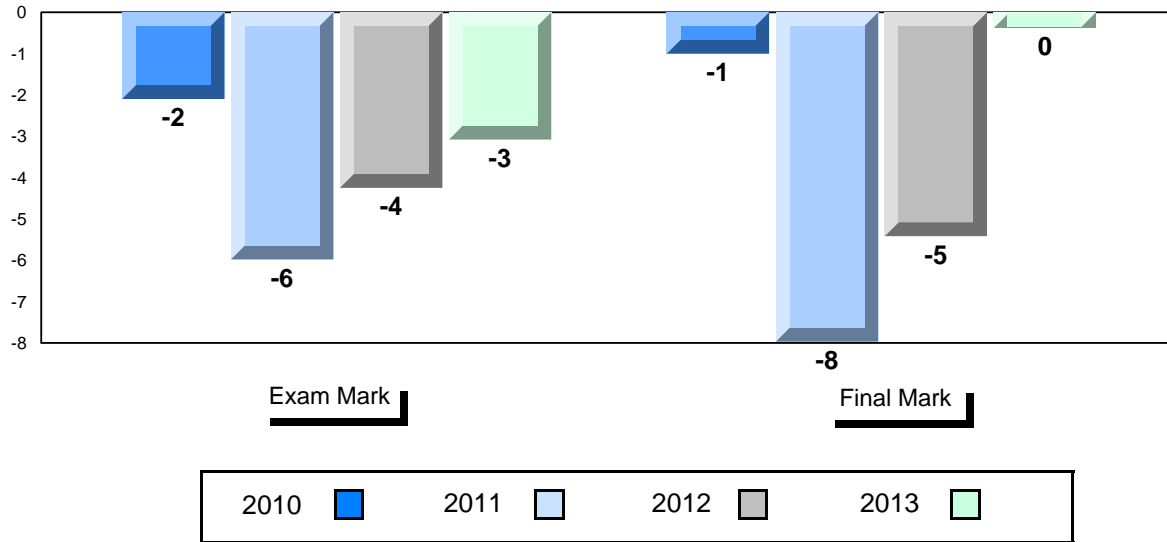
Exam Mark

Final Mark

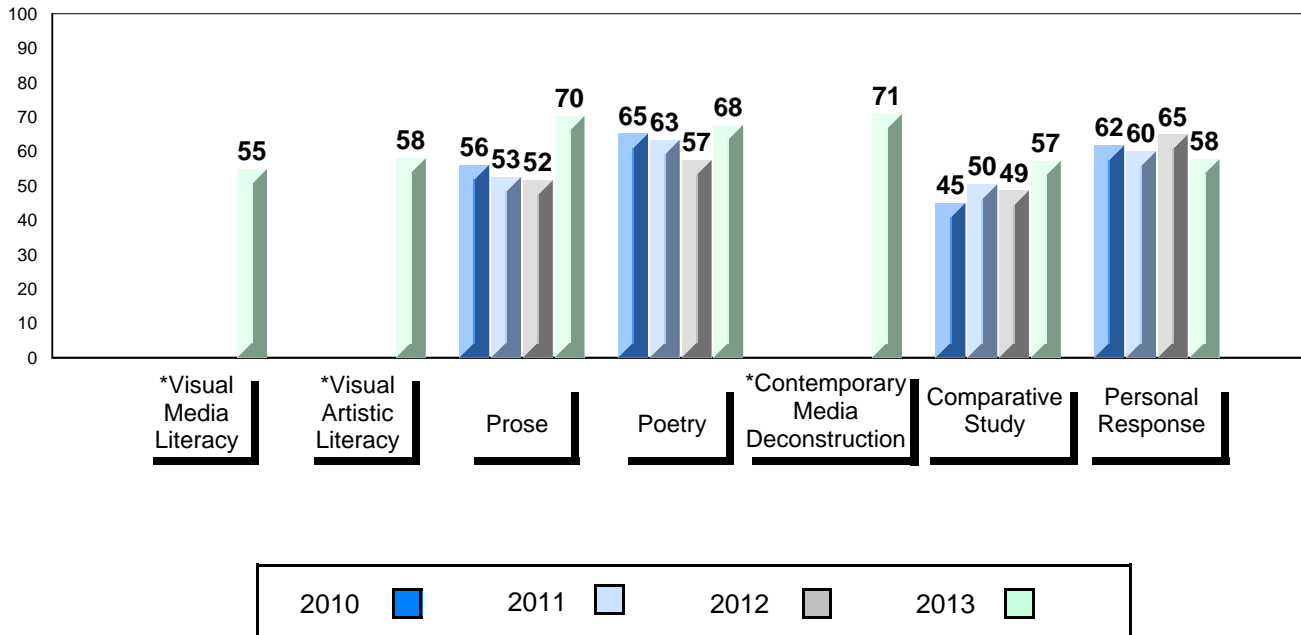


\* Visual Media Literacy, Visual Artistic Literacy and Contemporary Media Deconstruction are new categories introduced in June 2013.

Difference from Provincial Mean, 2010-2013



4 Year Public Exam (Subtest) Mark Trend 2010-2013



\* Visual Media Literacy, Visual Artistic Literacy and Contemporary Media Deconstruction are new categories introduced in June 2013.

District 803 - Private

#450 - St. Bonaventure's College, St. John's

Grades: K-12

Number of Students 19

**English 3201**

School  
District  
Province

**Public Exam Mark**

School vs District

School vs Province

76.4  
71.4  
68.6



**Final Mark**

School vs District

School vs Province

76.6  
72.7  
69.3



**Subtest**

**Visual Media Literacy**

School  
District  
Province

74.0  
63.9  
65.3



**Visual Artistic Literacy**

School  
District  
Province

81.1  
70.5  
68.6



**Prose**

School  
District  
Province

80.0  
75.2  
73.5



**Poetry**

School  
District  
Province

75.3  
73.0  
69.3



**Contemporary Media Deconstruction**

School  
District  
Province

71.6  
72.4  
69.5



**Comparative Study**

School  
District  
Province

72.5  
64.9  
59.2



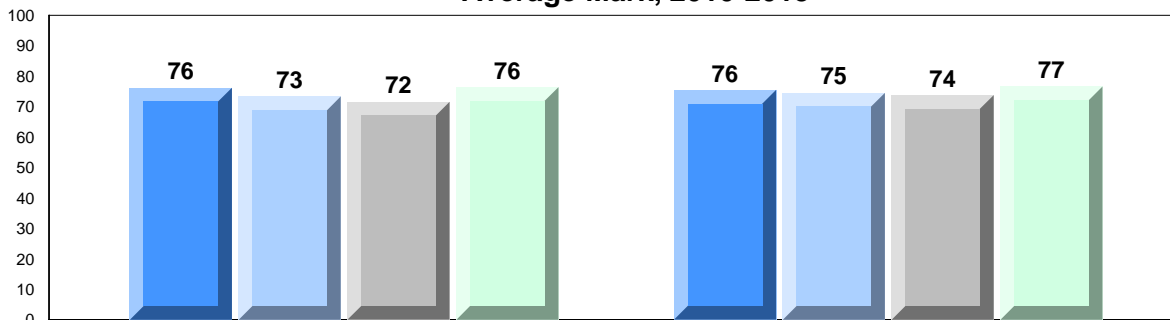
**Personal Response**

School  
District  
Province

67.1  
62.6  
60.6

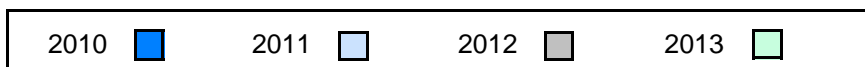


**Average Mark, 2010-2013**



Exam Mark

Final Mark



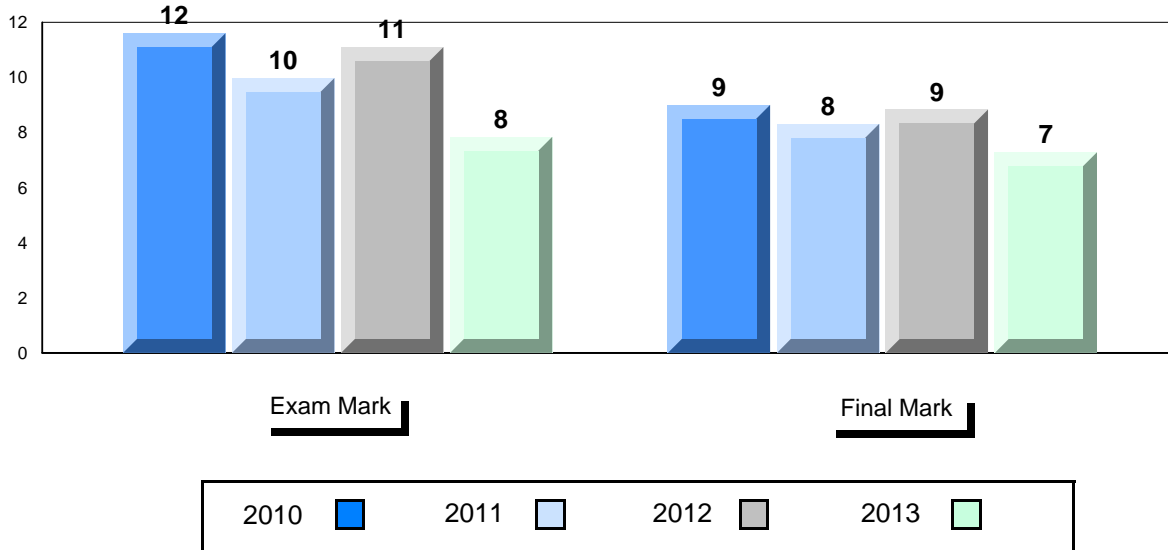
\* Visual Media Literacy, Visual Artistic Literacy and Contemporary Media Deconstruction are new categories introduced in June 2013.

District 803 - Private

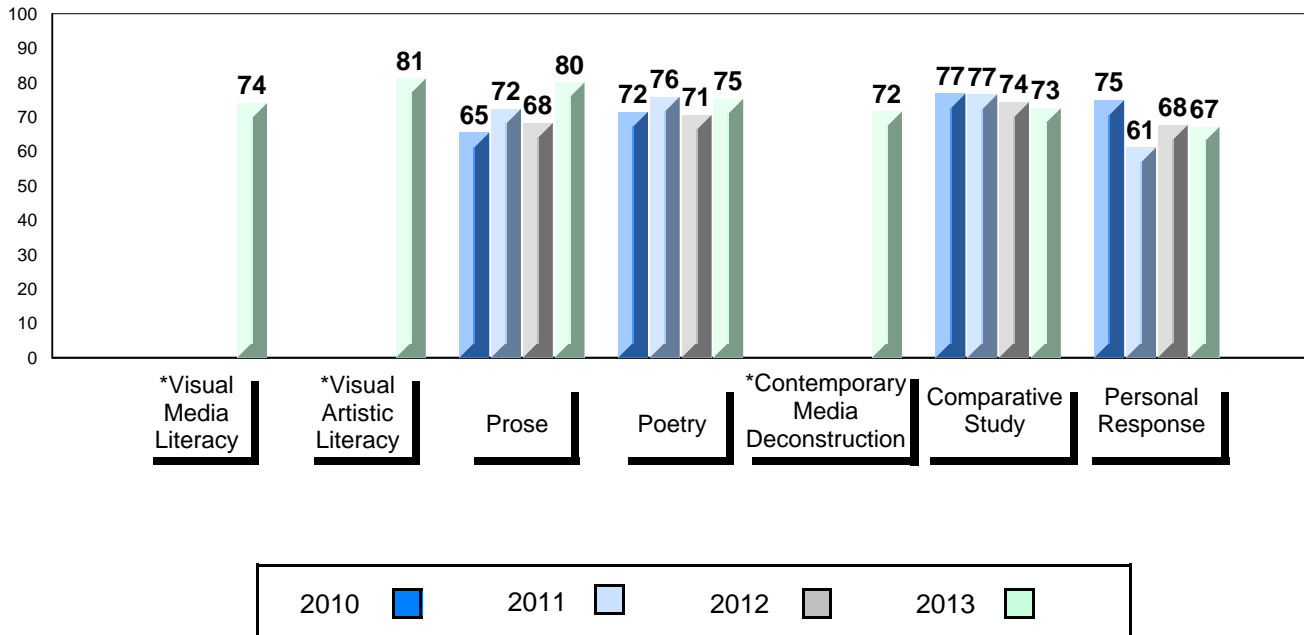
#450 - St. Bonaventure's College, St. John's

Grades: K-12

Difference from Provincial Mean, 2010-2013



4 Year Public Exam (Subtest) Mark Trend 2010-2013



\* Visual Media Literacy, Visual Artistic Literacy and Contemporary Media Deconstruction are new categories introduced in June 2013.

District 803 - Private

#453 - Eric G. Lambert All-Grade, Churchill Falls

Grades: K-12

Number of Students 12

**English 3201**

School  
District  
Province

**Public Exam Mark**

School vs District      School vs Province

75.3  
71.4  
68.6



**Final Mark**

School vs District      School vs Province

73.9  
72.7  
69.3



**Subtest**

**Visual Media Literacy**

School  
District  
Province

66.2  
63.9  
65.3



**Visual Artistic Literacy**

School  
District  
Province

78.5  
70.5  
68.6



**Prose**

School  
District  
Province

77.5  
75.2  
73.5



**Poetry**

School  
District  
Province

79.8  
73.0  
69.3



**Contemporary Media Deconstruction**

School  
District  
Province

76.7  
72.4  
69.5



**Comparative Study**

School  
District  
Province

68.3  
64.9  
59.2



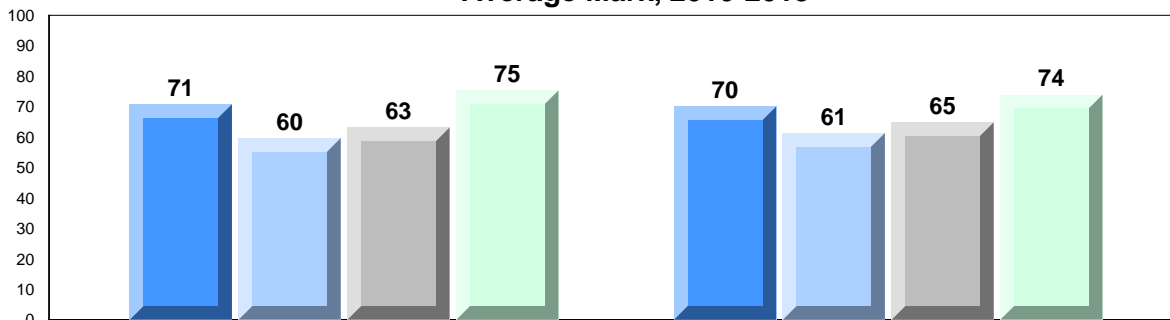
**Personal Response**

School  
District  
Province

65.4  
62.6  
60.6

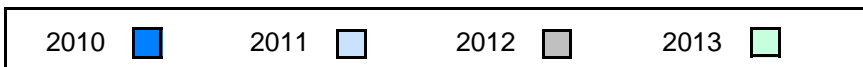


**Average Mark, 2010-2013**



Exam Mark

Final Mark



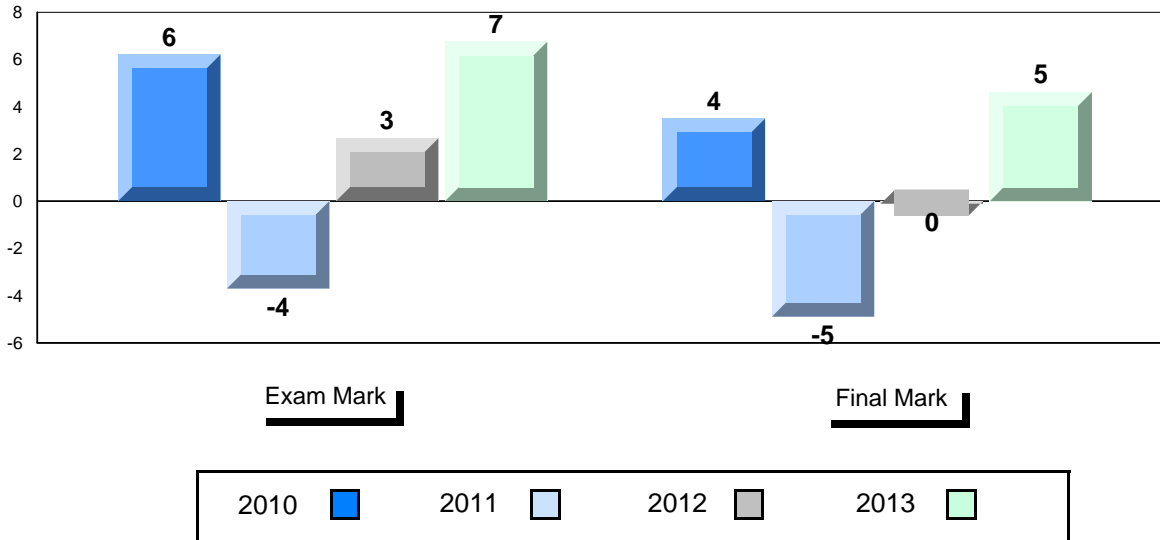
\* Visual Media Literacy, Visual Artistic Literacy and Contemporary Media Deconstruction are new categories introduced in June 2013.

District 803 - Private

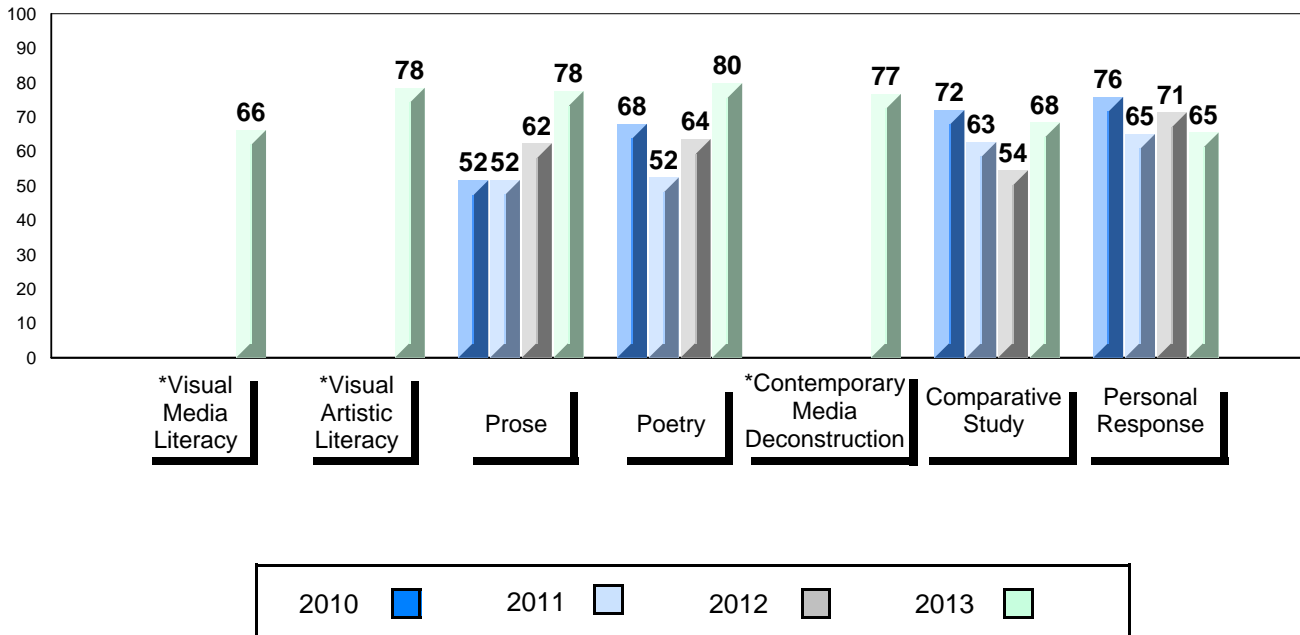
#453 - Eric G. Lambert All-Grade, Churchill Falls

Grades: K-12

Difference from Provincial Mean, 2010-2013



4 Year Public Exam (Subtest) Mark Trend 2010-2013



\* Visual Media Literacy, Visual Artistic Literacy and Contemporary Media Deconstruction are new categories introduced in June 2013.

District 804 - Native Federal

#018 - Sheshatshiu Innu School, Sheshatshiu

Grades: K-12

Number of Students            4

**English 3201**                    School  
   District  
   Province

**Subtest**

**Visual Media Literacy**        School  
   District  
   Province

**Visual Artistic Literacy**    School  
   District  
   Province

**Prose**                                School  
   District  
   Province

**Poetry**                              School  
   District  
   Province

**Contemporary Media Deconstruction**    School  
   District  
   Province

**Comparative Study**            School  
   District  
   Province


**Personal Response**            School  
   District  
   Province

<b>Public Exam Mark</b>	School vs District	School vs Province
<i>School data with 5 or fewer students withheld for reasons of confidentiality.</i>		

<b>Final Mark</b>	School vs District	School vs Province
<i>School data with 5 or fewer students withheld for reasons of confidentiality.</i>		

**Average Mark, 2010-2013**

*School data with 5 or fewer students withheld for reasons of confidentiality.*



\* Visual Media Literacy, Visual Artistic Literacy and Contemporary Media Deconstruction are new categories introduced in June 2013.





District 804 - Native Federal

#376 - Se't Anneway Kegnamogwom, Conne River

Grades: K-12

Number of Students 13

**English 3201**

School  
District  
Province

**Public Exam Mark**

School vs District      School vs Province

54.4  
55.4  
68.6



**Final Mark**

School vs District      School vs Province

55.8  
56.9  
69.3



**Subtest**

**Visual Media Literacy**

School  
District  
Province

48.7  
52.9  
65.3



**Visual Artistic Literacy**

School  
District  
Province

37.8  
36.8  
68.6



**Prose**

School  
District  
Province

55.4  
59.2  
73.5



**Poetry**

School  
District  
Province

58.3  
58.1  
69.3



**Contemporary Media Deconstruction**

School  
District  
Province

63.1  
64.1  
69.5



**Comparative Study**

School  
District  
Province

42.7  
41.0  
59.2



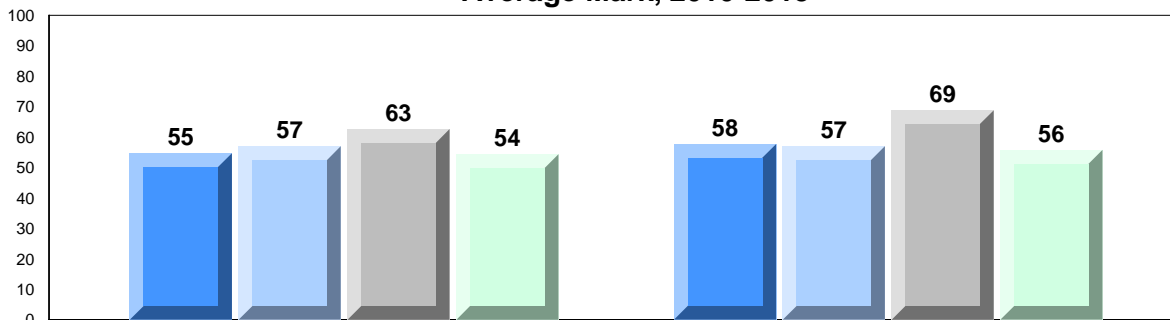
**Personal Response**

School  
District  
Province

56.5  
57.1  
60.6

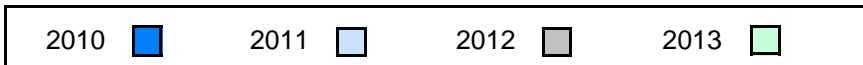


**Average Mark, 2010-2013**



Exam Mark

Final Mark



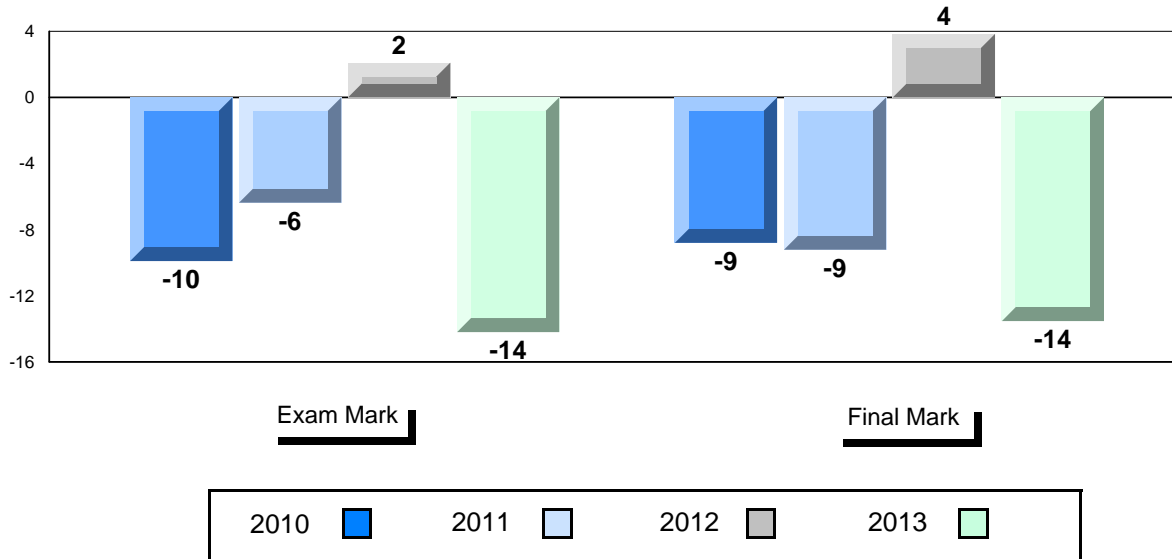
\* Visual Media Literacy, Visual Artistic Literacy and Contemporary Media Deconstruction are new categories introduced in June 2013.

District 804 - Native Federal

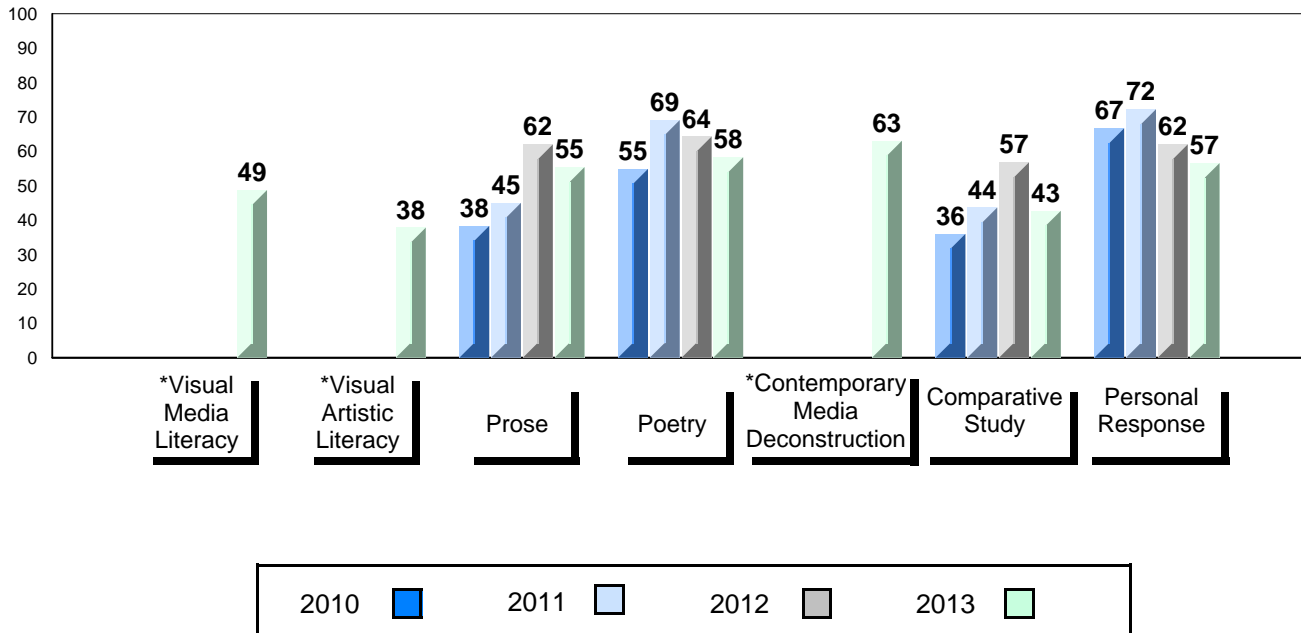
#376 - Se't Anneway Kegnamogwom, Conne River

Grades: K-12

Difference from Provincial Mean, 2010-2013



4 Year Public Exam (Subtest) Mark Trend 2010-2013



\* Visual Media Literacy, Visual Artistic Literacy and Contemporary Media Deconstruction are new categories introduced in June 2013.