

District 1 - Labrador

#002 - Henry Gordon Academy, Cartwright

Grades: K-12

Number of Students 2

Physics 3204

School
District
Province

Subtest

**Force,
Motion, and
Energy**

School
District
Province

Fields

School
District
Province

**Matter-Energy
Interface**

School
District
Province

Public Exam Mark	School vs District	School vs Province
<i>School data with 5 or fewer students withheld for reasons of confidentiality.</i>		

Final Mark	School vs District	School vs Province
<i>School data with 5 or fewer students withheld for reasons of confidentiality.</i>		

Average Mark, 2010-2013

School data with 5 or fewer students withheld for reasons of confidentiality.

Exam Mark

Final Mark




District 1 - Labrador

#002 - Henry Gordon Academy, Cartwright

Grades: K-12

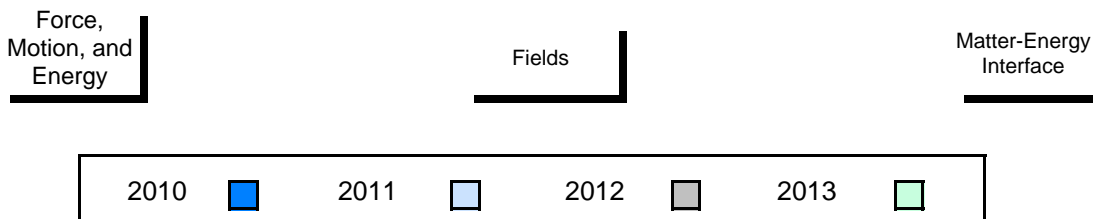
Difference from Provincial Mean, 2010-2013

School data with 5 or fewer students withheld for reasons of confidentiality.



4 Year Public Exam (Subtest) Mark Trend 2010-2013

School data with 5 or fewer students withheld for reasons of confidentiality.



District 1 - Labrador

#010 - Menihek High School, Labrador City

Grades: 8-12

Number of Students 18

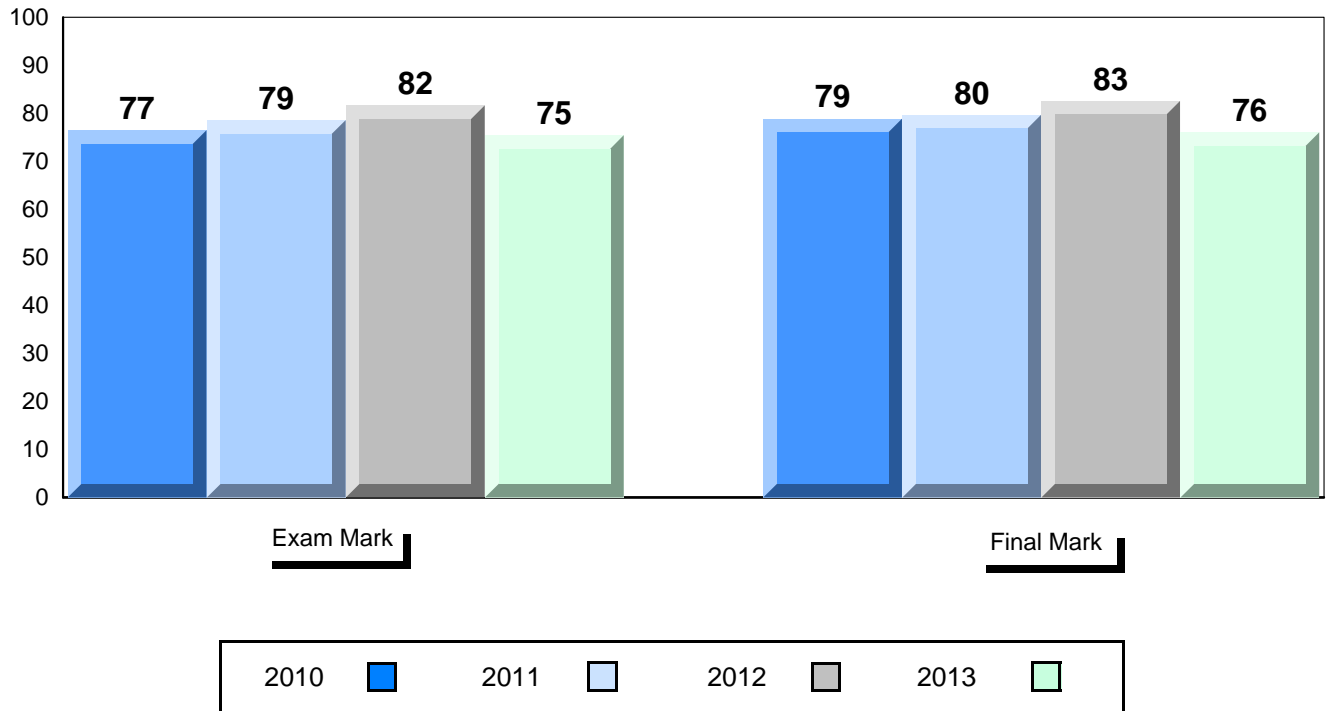
Physics 3204

School
District
Province

Public Exam Mark	School vs District	School vs Province
75.4	▲	▲
74.4		
72.9		
Subtest		
Force, Motion, and Energy	School	School
	District	District
	Province	Province
81.3	▲	▲
78.5		
75.0		
Fields	School	School
	District	District
	Province	Province
72.4	▲	▲
72.4		
70.9		
Matter-Energy Interface	School	School
	District	District
	Province	Province
66.7	▼	▼
67.4		
68.6		

Final Mark	School vs District	School vs Province
76.1	▲	▲
75.1		
75.0		

Average Mark, 2010-2013

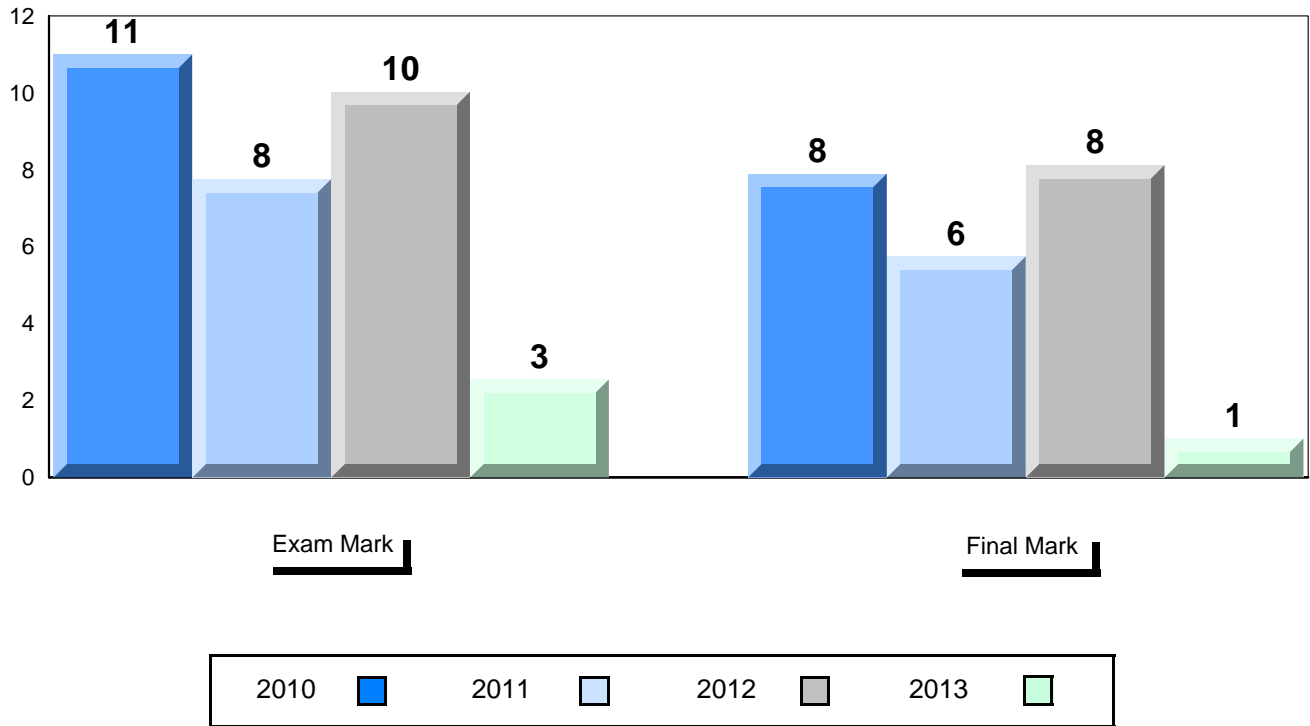


District 1 - Labrador

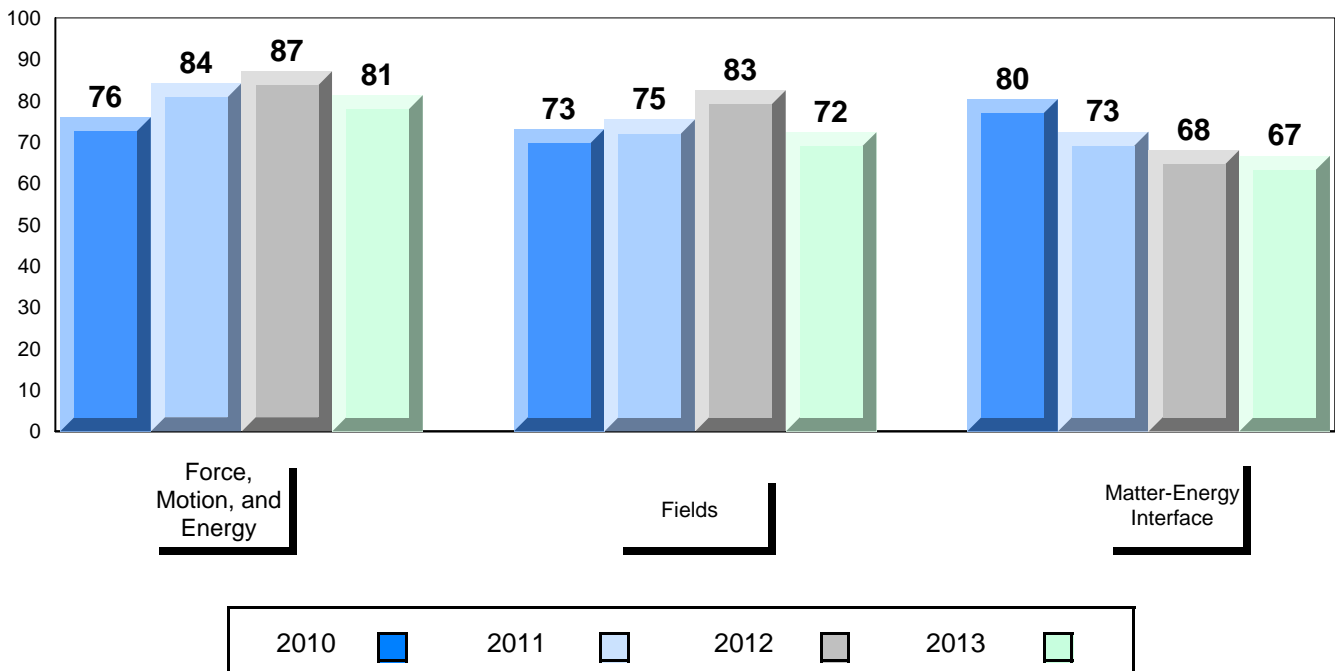
#010 - Menihek High School, Labrador City

Grades: 8-12

Difference from Provincial Mean, 2010-2013



4 Year Public Exam (Subtest) Mark Trend 2010-2013



District 1 - Labrador

#477 - Mealy Mountain Collegiate, Happy Valley-Goose Bay

Grades: 8-12

Number of Students 7

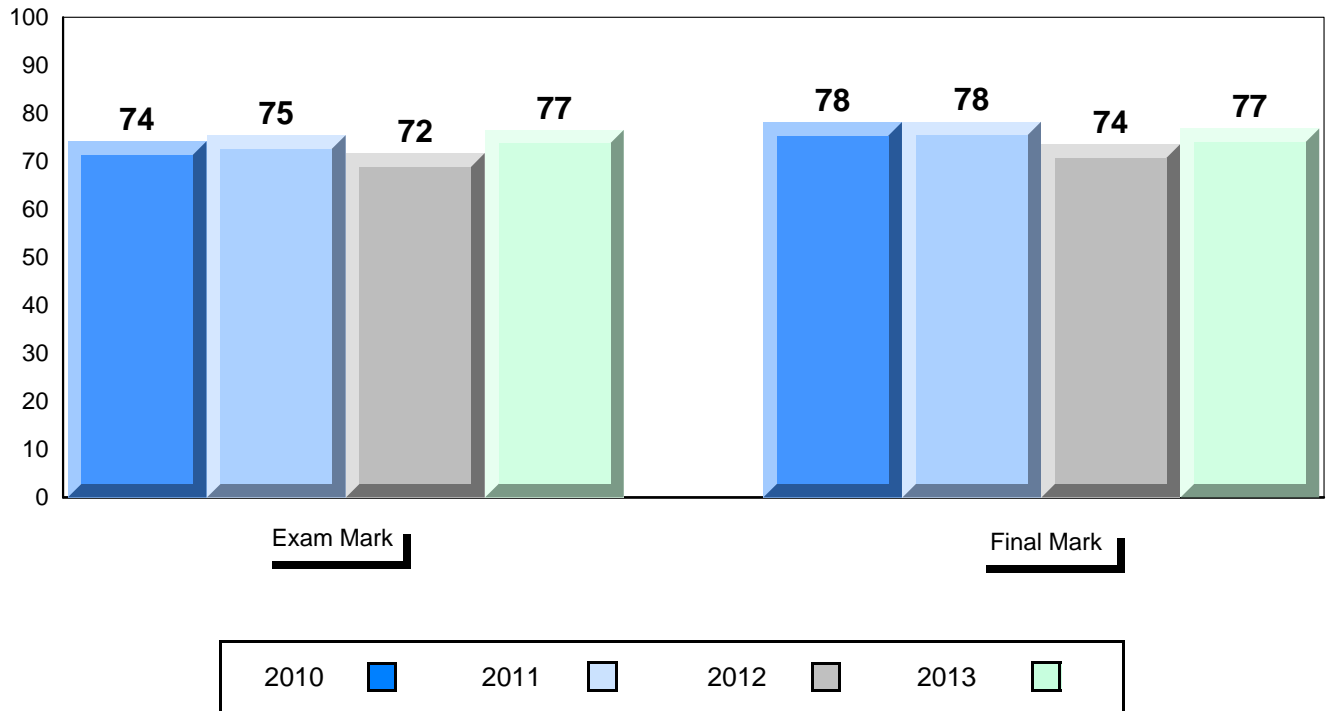
Physics 3204

School
District
Province

Public Exam Mark	School vs District	School vs Province
76.6	▲	▲
74.4		
72.9		
Subtest		
Force, Motion, and Energy	School	77.3
	District	78.5
	Province	75.0
Fields	School	77.3
	District	72.4
	Province	70.9
Matter-Energy Interface	School	71.1
	District	67.4
	Province	68.6

Final Mark	School vs District	School vs Province
76.9	▲	▲
75.1		
75.0		

Average Mark, 2010-2013

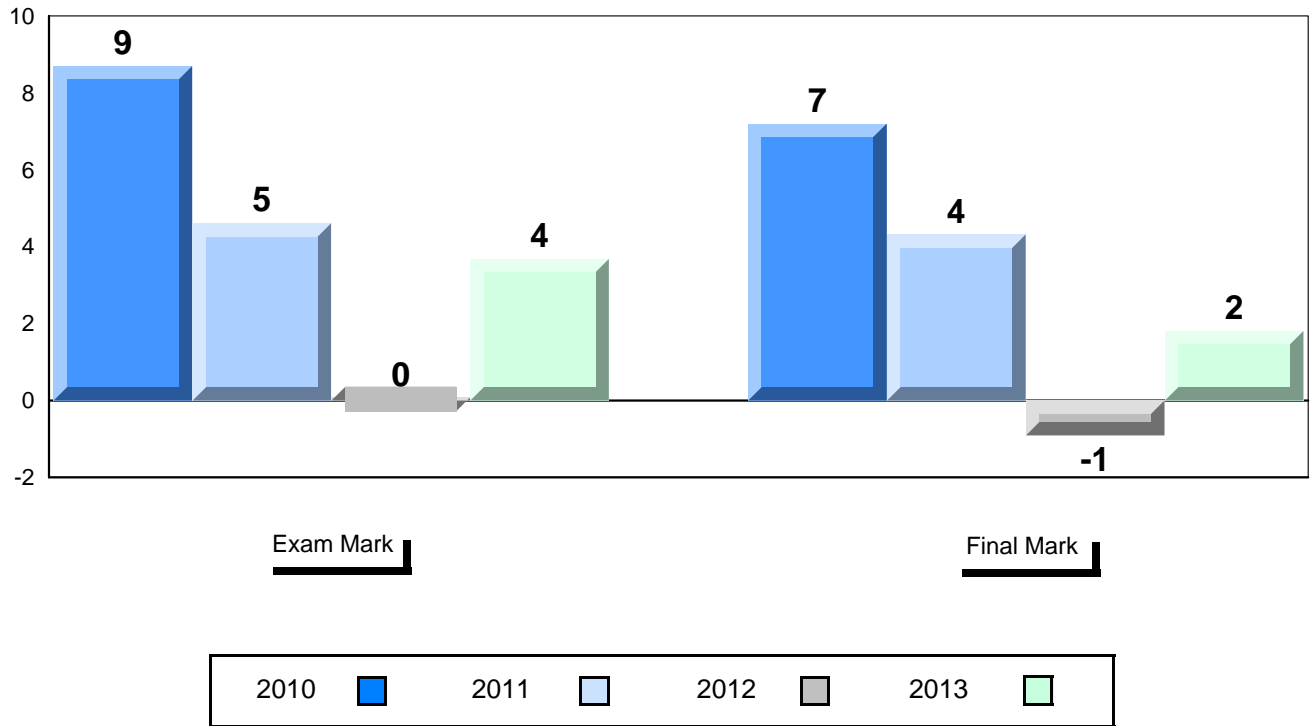


District 1 - Labrador

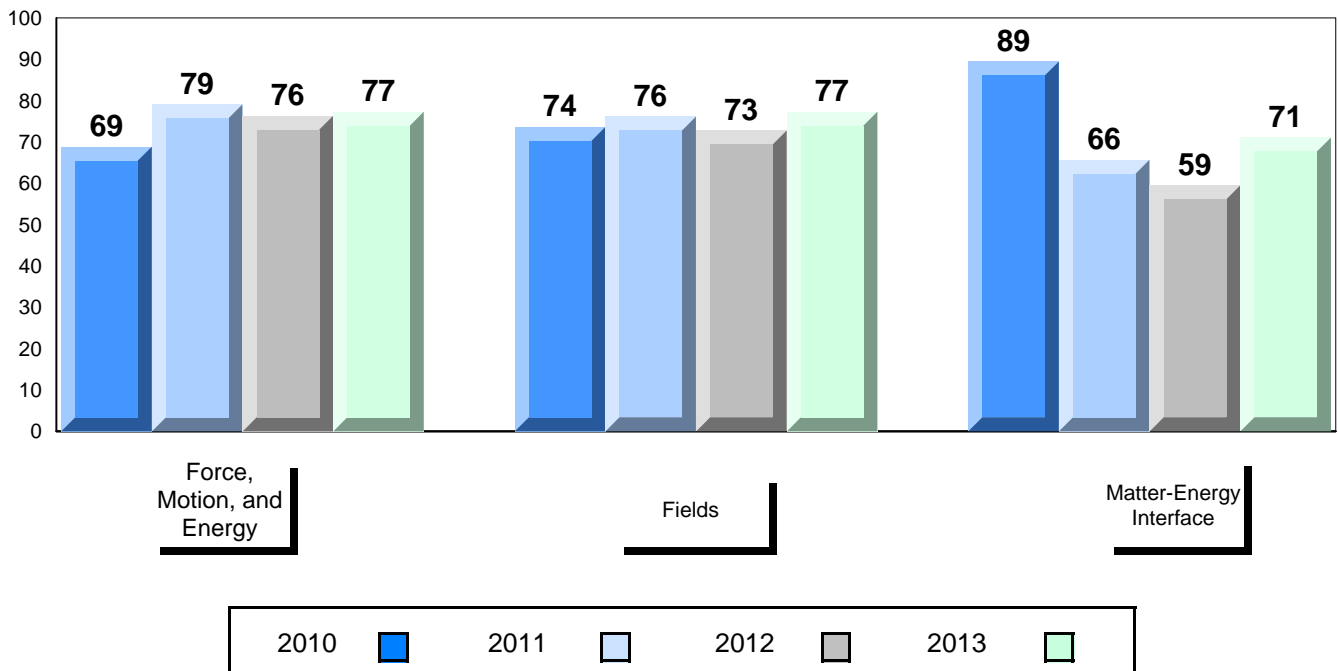
#477 - Mealy Mountain Collegiate, Happy Valley-Goose Bay

Grades: 8-12

Difference from Provincial Mean, 2010-2013



4 Year Public Exam (Subtest) Mark Trend 2010-2013



District 2 - Western

#022 - William Gillett Academy, Charlottetown, LAB

Grades: K-12

Number of Students 4

Physics 3204

School
District
Province

Subtest

**Force,
Motion, and
Energy**

School
District
Province

Fields

School
District
Province

**Matter-Energy
Interface**

School
District
Province

Public Exam Mark	School vs District	School vs Province
<i>School data with 5 or fewer students withheld for reasons of confidentiality.</i>		

Final Mark	School vs District	School vs Province
<i>School data with 5 or fewer students withheld for reasons of confidentiality.</i>		

Average Mark, 2010-2013

School data with 5 or fewer students withheld for reasons of confidentiality.


Exam Mark

Final Mark



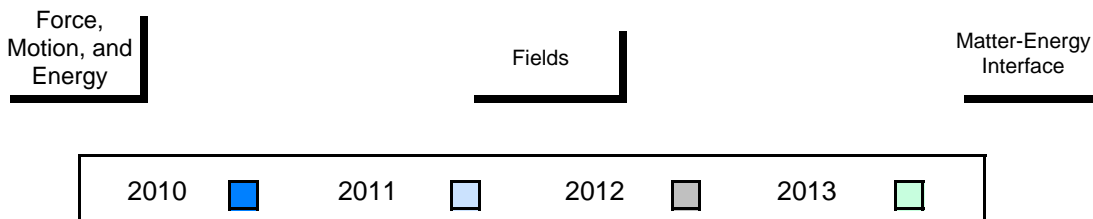
Difference from Provincial Mean, 2010-2013

School data with 5 or fewer students withheld for reasons of confidentiality.



4 Year Public Exam (Subtest) Mark Trend 2010-2013

School data with 5 or fewer students withheld for reasons of confidentiality.



District 2 - Western

#027 - Canon Richards Memorial Academy, Flower's Cove

Grades: K-12

Number of Students 1

Physics 3204

School
District
Province

Subtest

**Force,
Motion, and
Energy**

School
District
Province

Fields

School
District
Province

**Matter-Energy
Interface**

School
District
Province

Public Exam Mark	School vs District	School vs Province
<i>School data with 5 or fewer students withheld for reasons of confidentiality.</i>		

Final Mark	School vs District	School vs Province
<i>School data with 5 or fewer students withheld for reasons of confidentiality.</i>		

Average Mark, 2010-2013

School data with 5 or fewer students withheld for reasons of confidentiality.

Exam Mark

Final Mark




District 2 - Western

#027 - Canon Richards Memorial Academy, Flower's Cove

Grades: K-12

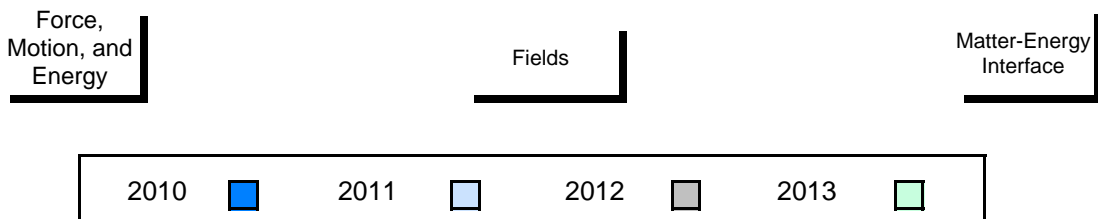
Difference from Provincial Mean, 2010-2013

School data with 5 or fewer students withheld for reasons of confidentiality.



4 Year Public Exam (Subtest) Mark Trend 2010-2013

School data with 5 or fewer students withheld for reasons of confidentiality.



District 2 - Western

#039 - Mary Simms All-Grade, Main Brook

Grades: K-12

Number of Students 1

Physics 3204

School
District
Province

Subtest

**Force,
Motion, and
Energy**

School
District
Province

Fields

School
District
Province

**Matter-Energy
Interface**

School
District
Province

Public Exam Mark	School vs District	School vs Province
<i>School data with 5 or fewer students withheld for reasons of confidentiality.</i>		


Final Mark	School vs District	School vs Province
<i>School data with 5 or fewer students withheld for reasons of confidentiality.</i>		

Average Mark, 2010-2013

School data with 5 or fewer students withheld for reasons of confidentiality.

Exam Mark

Final Mark




District 2 - Western

#039 - Mary Simms All-Grade, Main Brook

Grades: K-12

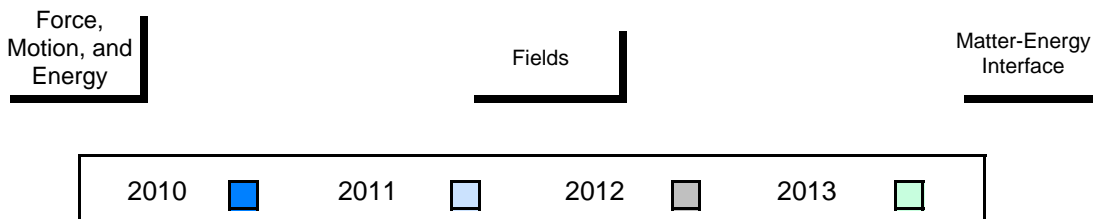
Difference from Provincial Mean, 2010-2013

School data with 5 or fewer students withheld for reasons of confidentiality.



4 Year Public Exam (Subtest) Mark Trend 2010-2013

School data with 5 or fewer students withheld for reasons of confidentiality.



District 2 - Western

#040 - St. Mary's AG, Mary's Harbour

Grades: K-12

Number of Students 1

Physics 3204

School
District
Province

Subtest

**Force,
Motion, and
Energy**

School
District
Province

Fields

School
District
Province

**Matter-Energy
Interface**

School
District
Province

Public Exam Mark	School vs District	School vs Province
<i>School data with 5 or fewer students withheld for reasons of confidentiality.</i>		

Final Mark	School vs District	School vs Province
<i>School data with 5 or fewer students withheld for reasons of confidentiality.</i>		

Average Mark, 2010-2013

School data with 5 or fewer students withheld for reasons of confidentiality.

Exam Mark

Final Mark




District 2 - Western

#040 - St. Mary's AG, Mary's Harbour

Grades: K-12

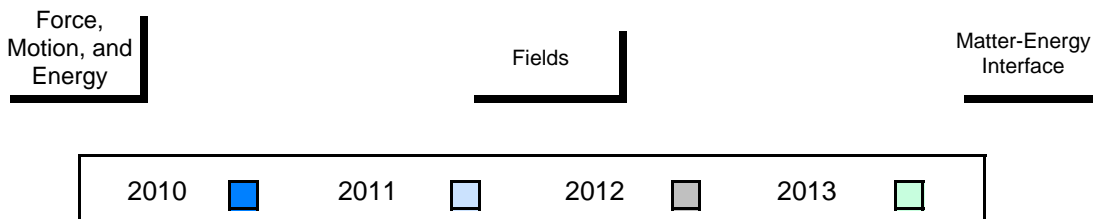
Difference from Provincial Mean, 2010-2013

School data with 5 or fewer students withheld for reasons of confidentiality.



4 Year Public Exam (Subtest) Mark Trend 2010-2013

School data with 5 or fewer students withheld for reasons of confidentiality.



District 2 - Western

#050 - Basque Memorial, Red Bay

Grades: K,2,5-6,8-12

Number of Students 1

Physics 3204

School
District
Province

Subtest

**Force,
Motion, and
Energy**

School
District
Province

Fields

School
District
Province

**Matter-Energy
Interface**

School
District
Province

Public Exam Mark	School vs District	School vs Province
<i>School data with 5 or fewer students withheld for reasons of confidentiality.</i>		

Final Mark	School vs District	School vs Province
<i>School data with 5 or fewer students withheld for reasons of confidentiality.</i>		

Average Mark, 2010-2013

School data with 5 or fewer students withheld for reasons of confidentiality.

Exam Mark

Final Mark




District 2 - Western

#050 - Basque Memorial, Red Bay

Grades: K,2,5-6,8-12

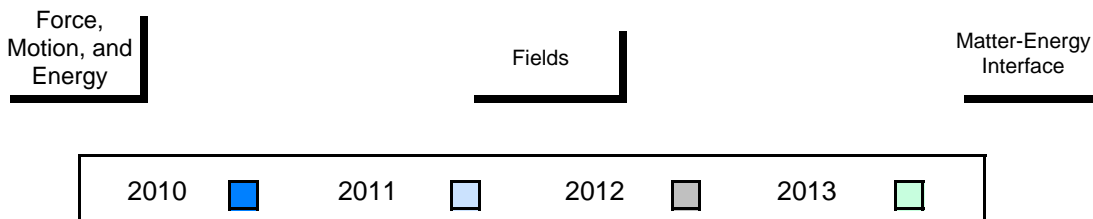
Difference from Provincial Mean, 2010-2013

School data with 5 or fewer students withheld for reasons of confidentiality.



4 Year Public Exam (Subtest) Mark Trend 2010-2013

School data with 5 or fewer students withheld for reasons of confidentiality.



District 2 - Western

#052 - Harriot Curtis Collegiate, St. Anthony

Grades: 8-12

Number of Students 8

Physics 3204

School
District
Province

Public Exam Mark	School vs District	School vs Province
83.3	▲	▲
72.7		
72.9		

89.1	▲	▲
74.8		
75.0		

79.5	▲	▲
71.0		
70.9		

74.7	▲	▲
68.3		
68.6		

Final Mark	School vs District	School vs Province
83.5	▲	▲
75.9		
75.0		

Subtest

Force, Motion, and Energy

School
District
Province

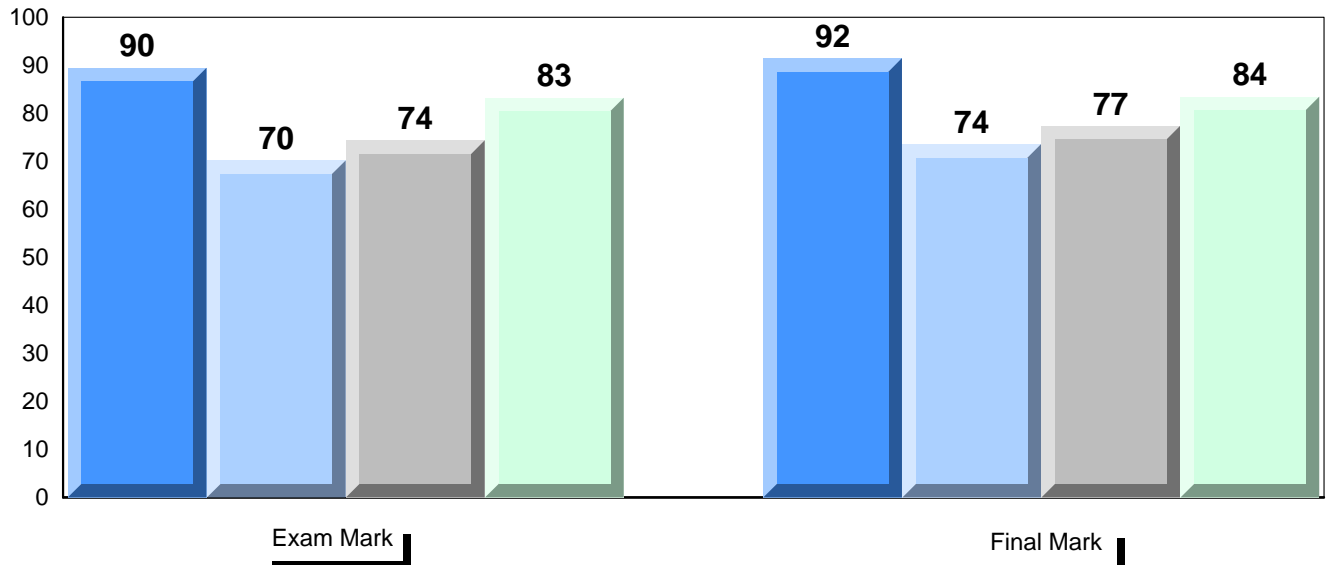
Fields

School
District
Province

Matter-Energy Interface

School
District
Province

Average Mark, 2010-2013

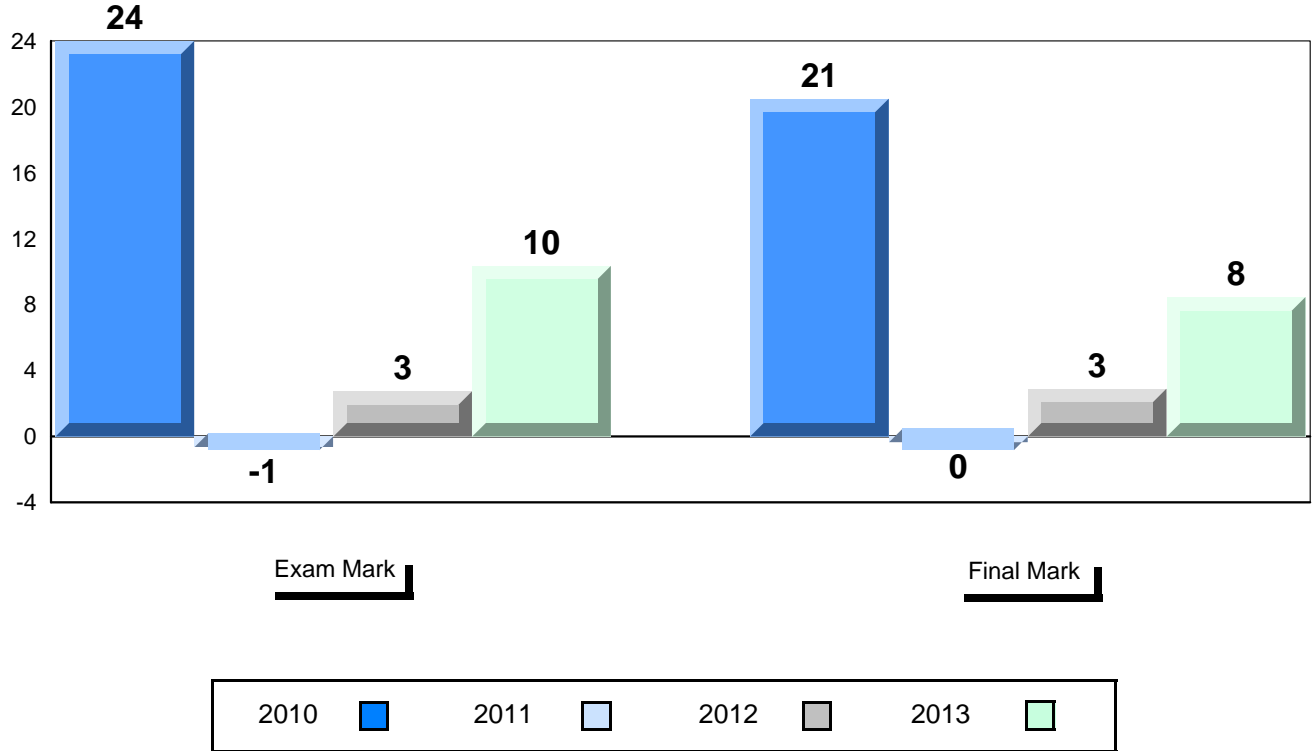


District 2 - Western

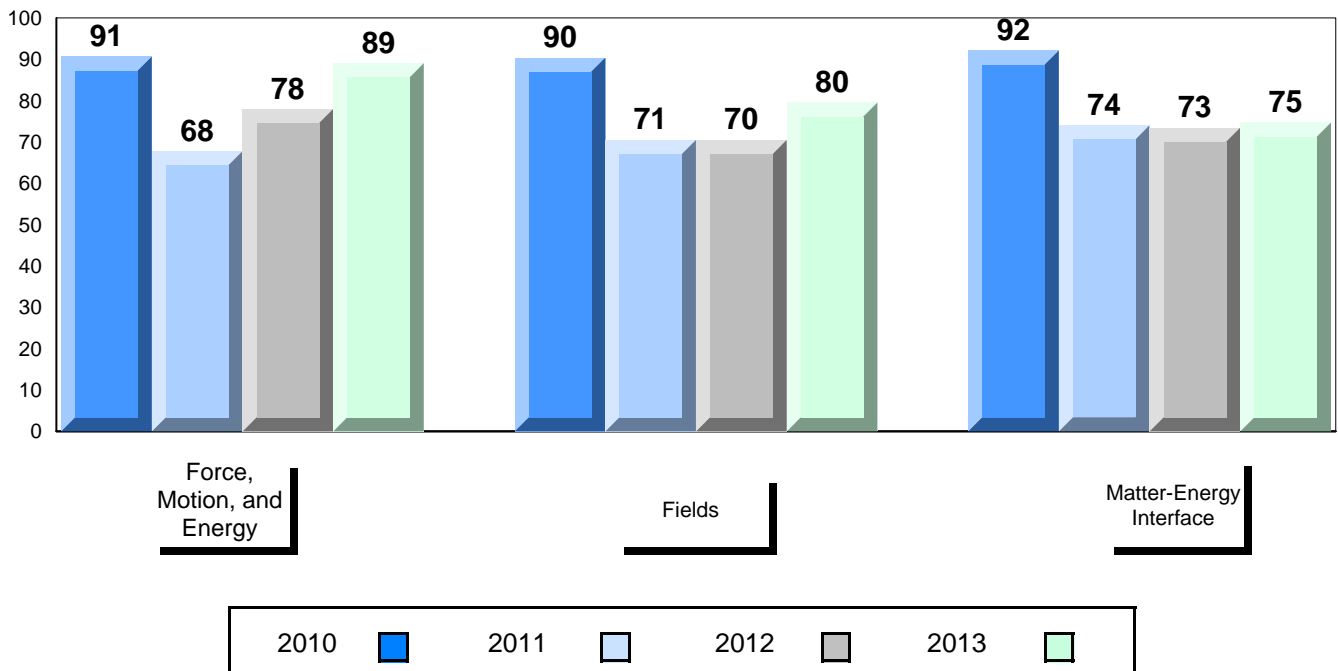
#052 - Harriot Curtis Collegiate, St. Anthony

Grades: 8-12

Difference from Provincial Mean, 2010-2013



4 Year Public Exam (Subtest) Mark Trend 2010-2013



District 2 - Western

#080 - Templeton Academy, Meadows

Grades: K-12

Number of Students 2

Physics 3204

School
District
Province

Subtest

**Force,
Motion, and
Energy**

School
District
Province

Fields

School
District
Province

**Matter-Energy
Interface**

School
District
Province

Public Exam Mark	School vs District	School vs Province
<i>School data with 5 or fewer students withheld for reasons of confidentiality.</i>		


Final Mark	School vs District	School vs Province
<i>School data with 5 or fewer students withheld for reasons of confidentiality.</i>		

Average Mark, 2010-2013

School data with 5 or fewer students withheld for reasons of confidentiality.

Exam Mark

Final Mark




District 2 - Western

#080 - Templeton Academy, Meadows

Grades: K-12

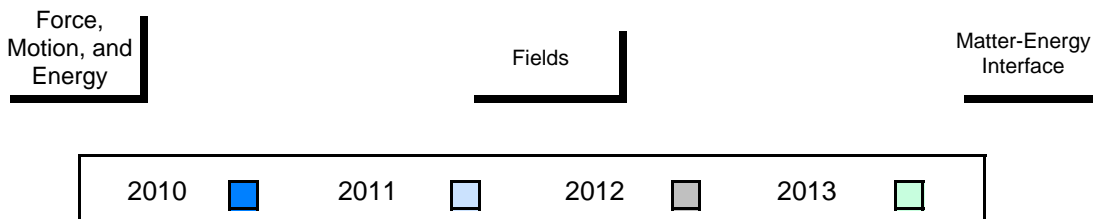
Difference from Provincial Mean, 2010-2013

School data with 5 or fewer students withheld for reasons of confidentiality.



4 Year Public Exam (Subtest) Mark Trend 2010-2013

School data with 5 or fewer students withheld for reasons of confidentiality.



District 2 - Western

#083 - Pasadena Academy, Pasadena

Grades: 7-12

Number of Students 9

Physics 3204

School
District
Province

Public Exam Mark

School vs District

School vs Province

73.7
72.7
72.9



Final Mark

School vs District

School vs Province

75.9
75.9
75.0



Subtest

Force, Motion, and Energy

School
District
Province

75.4
74.8
75.0



Fields

School
District
Province

70.4
71.0
70.9



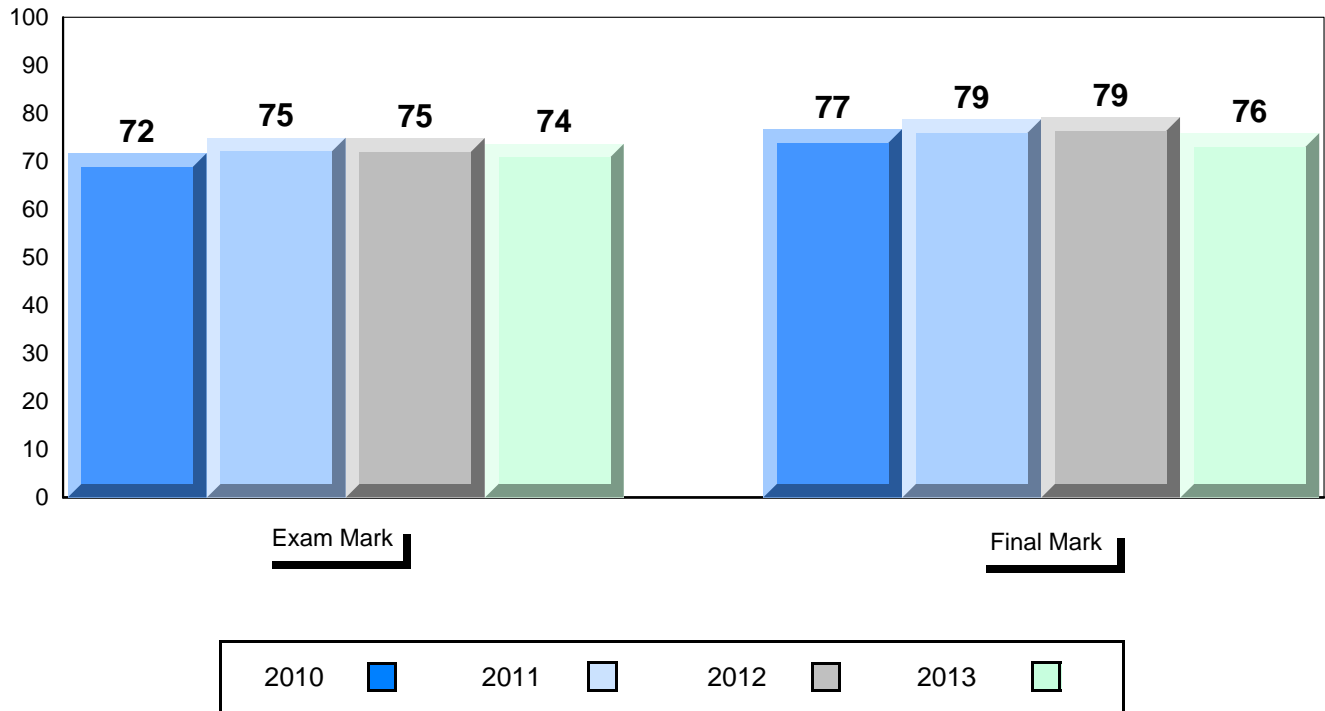
Matter-Energy Interface

School
District
Province

73.1
68.3
68.6



Average Mark, 2010-2013

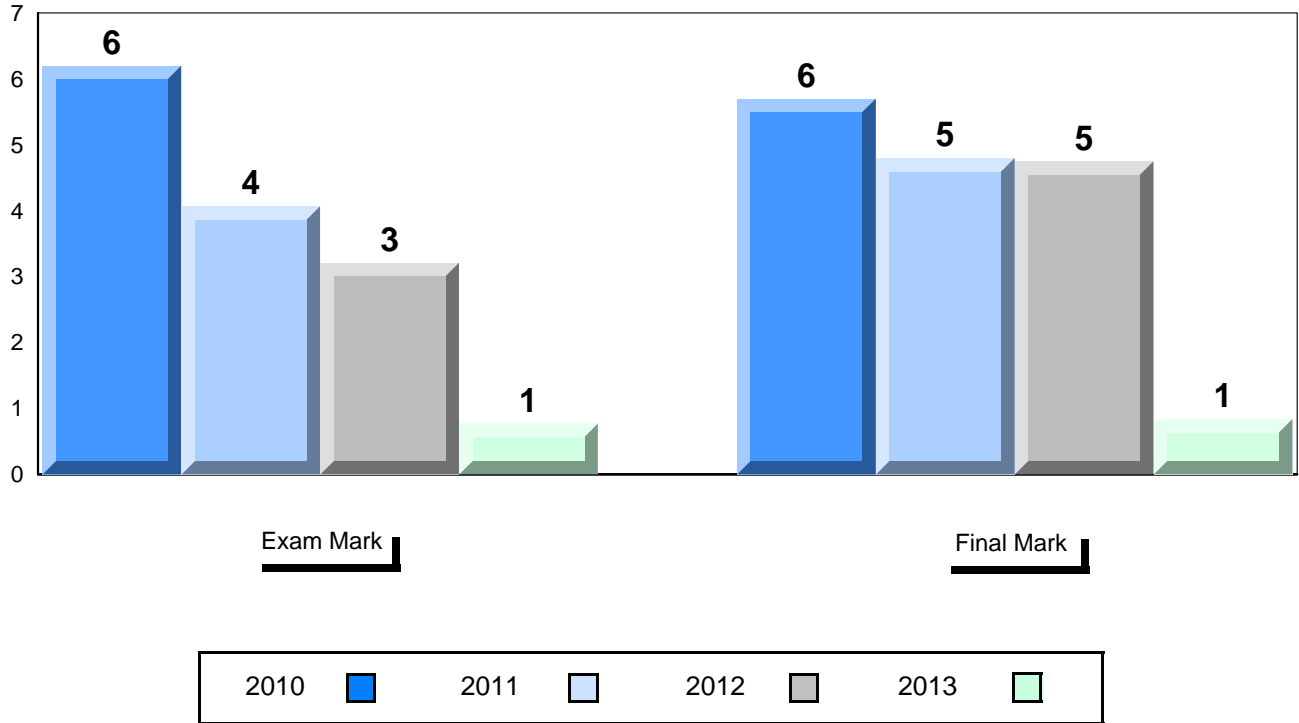


District 2 - Western

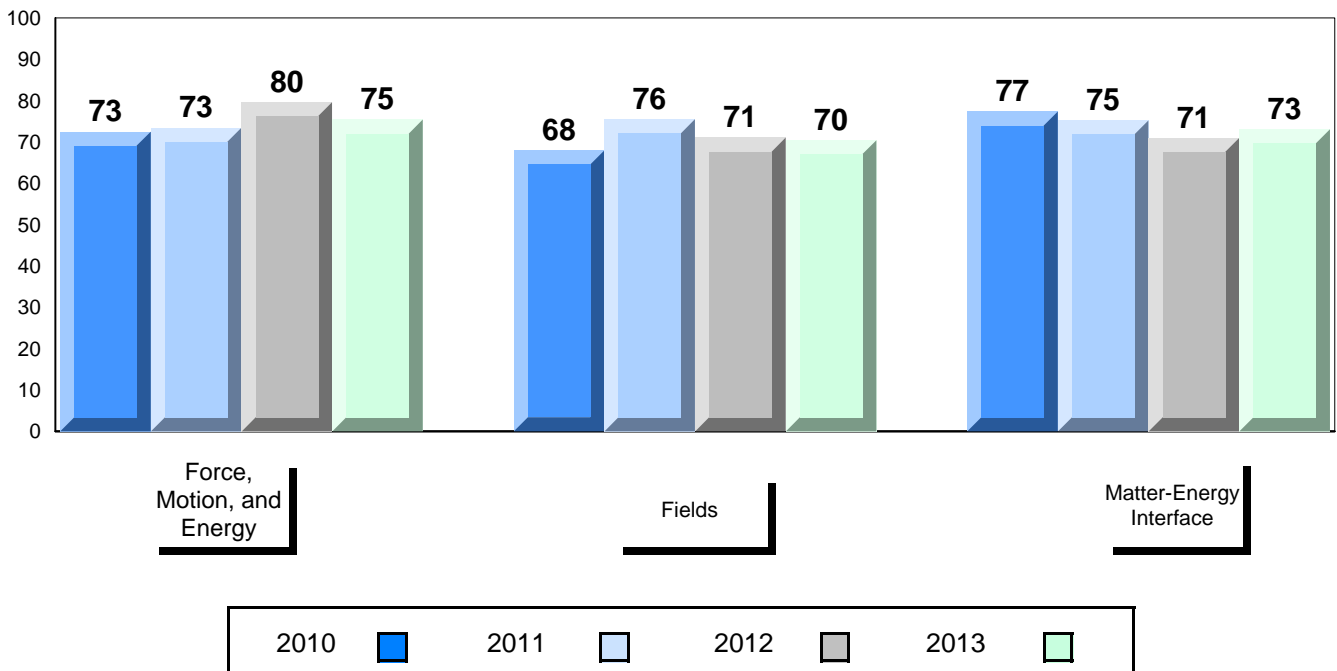
#083 - Pasadena Academy, Pasadena

Grades: 7-12

Difference from Provincial Mean, 2010-2013



4 Year Public Exam (Subtest) Mark Trend 2010-2013



District 2 - Western

#091 - Burgeo Academy, Burgeo

Grades: K-12

Number of Students 1

Physics 3204

School
District
Province

Subtest

**Force,
Motion, and
Energy**

School
District
Province

Fields

School
District
Province

**Matter-Energy
Interface**

School
District
Province

Public Exam Mark	School vs District	School vs Province
<i>School data with 5 or fewer students withheld for reasons of confidentiality.</i>		

Final Mark	School vs District	School vs Province
<i>School data with 5 or fewer students withheld for reasons of confidentiality.</i>		

Average Mark, 2010-2013

School data with 5 or fewer students withheld for reasons of confidentiality.


Exam Mark

Final Mark



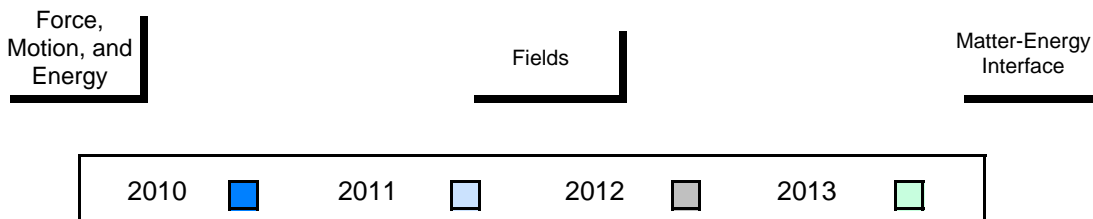
Difference from Provincial Mean, 2010-2013

School data with 5 or fewer students withheld for reasons of confidentiality.



4 Year Public Exam (Subtest) Mark Trend 2010-2013

School data with 5 or fewer students withheld for reasons of confidentiality.



District 2 - Western

#092 - Grandy's River Collegiate, Burnt Islands

Grades: K-12

Number of Students 1

Physics 3204

School
District
Province

Subtest

**Force,
Motion, and
Energy**

School
District
Province

Fields

School
District
Province

**Matter-Energy
Interface**

School
District
Province

Public Exam Mark	School vs District	School vs Province
<i>School data with 5 or fewer students withheld for reasons of confidentiality.</i>		

Final Mark	School vs District	School vs Province
<i>School data with 5 or fewer students withheld for reasons of confidentiality.</i>		

Average Mark, 2010-2013

School data with 5 or fewer students withheld for reasons of confidentiality.

Exam Mark

Final Mark




District 2 - Western

#092 - Grandy's River Collegiate, Burnt Islands

Grades: K-12

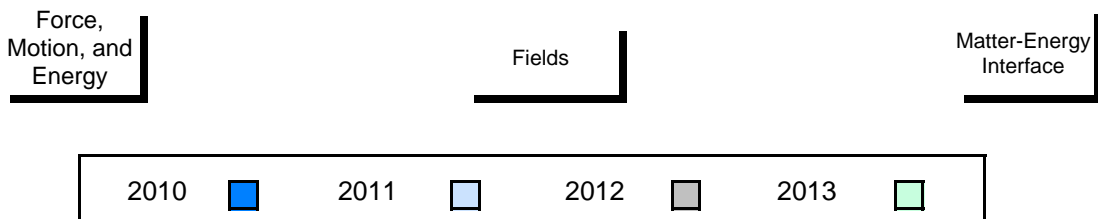
Difference from Provincial Mean, 2010-2013

School data with 5 or fewer students withheld for reasons of confidentiality.



4 Year Public Exam (Subtest) Mark Trend 2010-2013

School data with 5 or fewer students withheld for reasons of confidentiality.



District 2 - Western

#099 - St. James' Regional High School, Channel-Port Aux Bas

Grades: 7-12

Number of Students 13

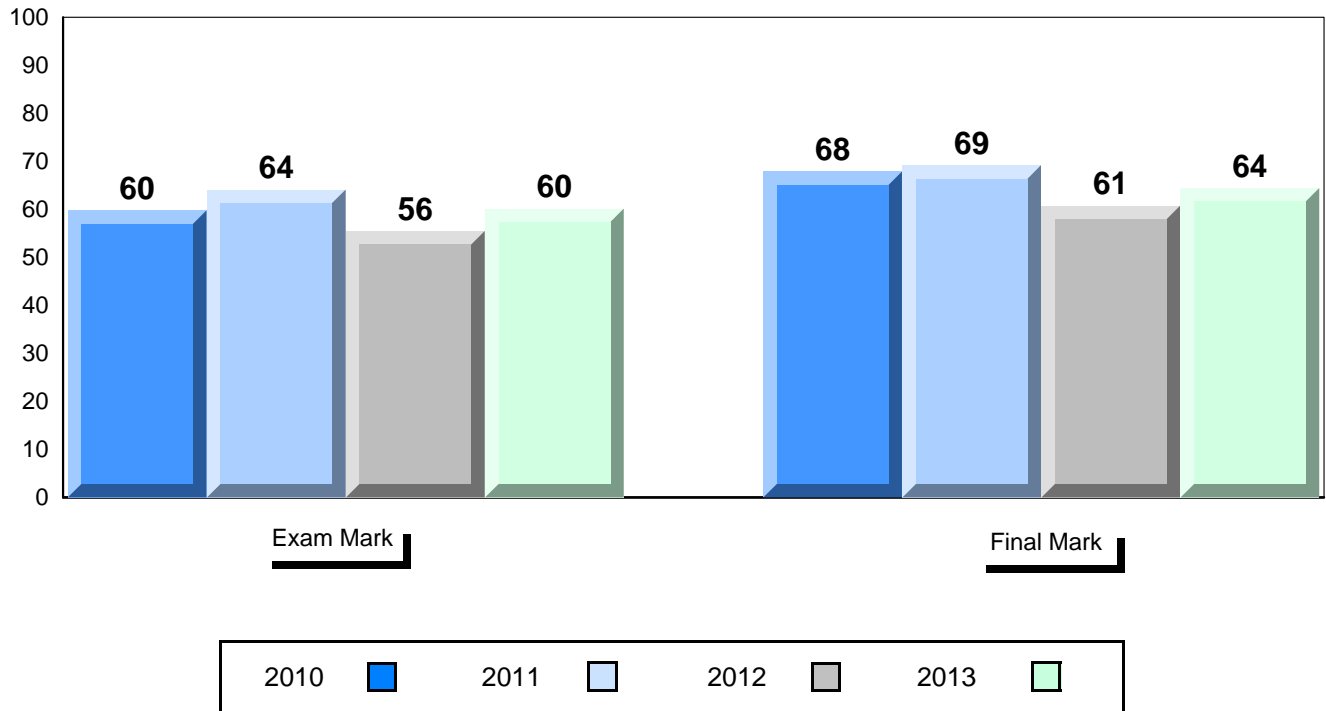
Physics 3204

School
District
Province

Public Exam Mark	School vs District	School vs Province
60.2	▼	▼
72.7		
72.9		
Subtest		
Force, Motion, and Energy	School	School
62.1	▼	▼
74.8		
75.0		
Fields	School	School
59.1	▼	▼
71.0		
70.9		
Matter-Energy Interface	School	School
55.6	▼	▼
68.3		
68.6		

Final Mark	School vs District	School vs Province
64.5	▼	▼
75.9		
75.0		

Average Mark, 2010-2013


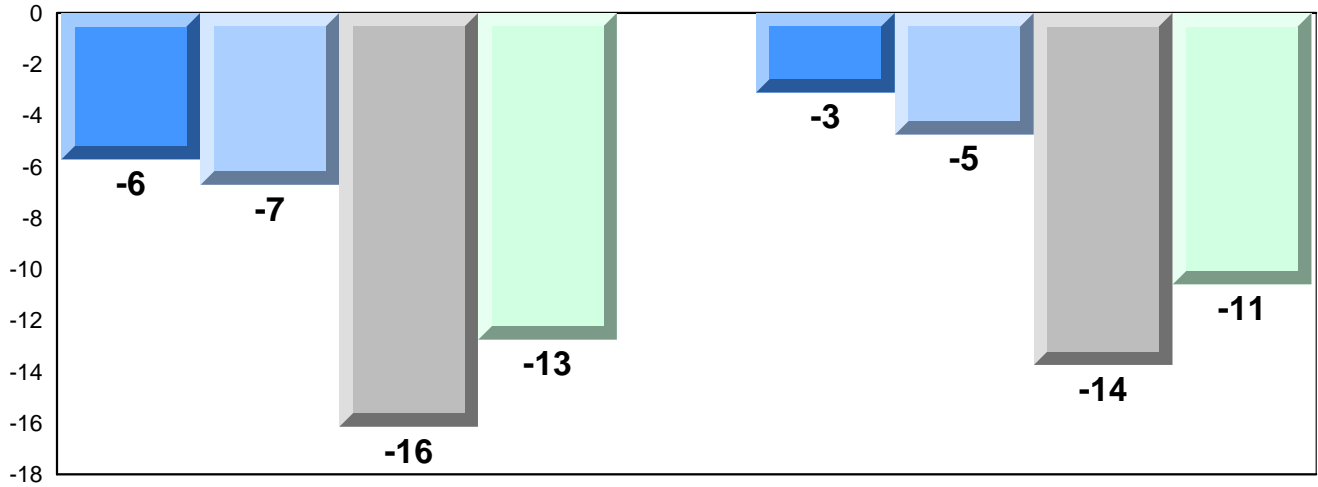


District 2 - Western

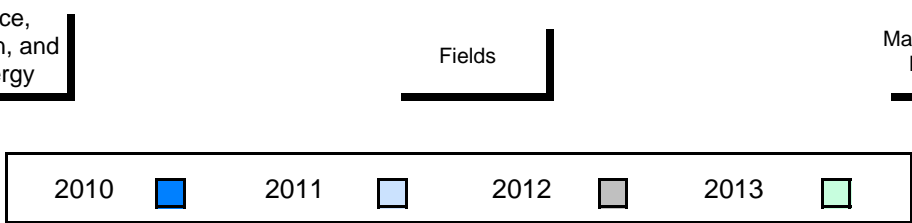
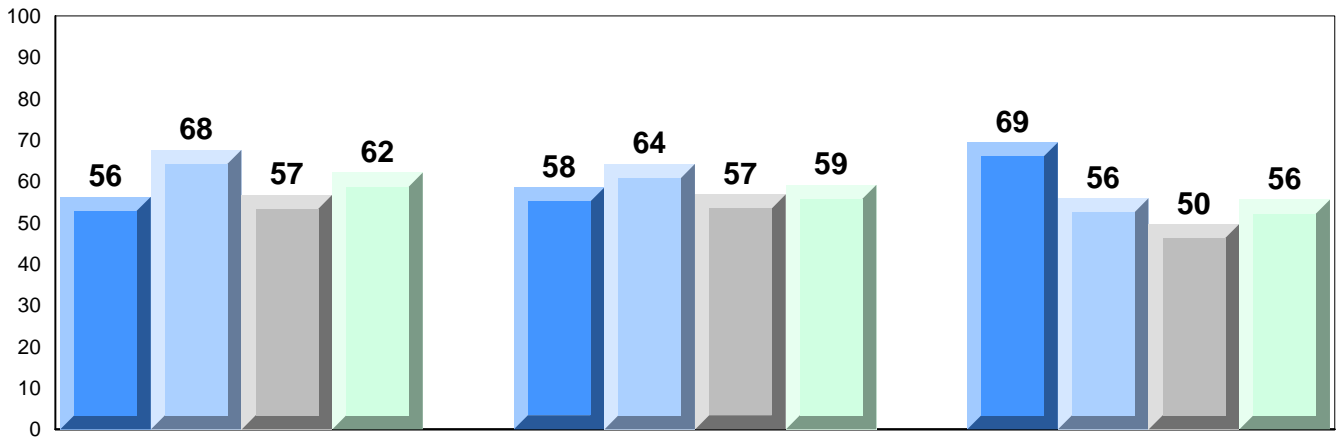
#099 - St. James' Regional High School, Channel-Port Aux Bas

Grades: 7-12

Difference from Provincial Mean, 2010-2013



4 Year Public Exam (Subtest) Mark Trend 2010-2013



District 2 - Western

#113 - St. Boniface All Grade, Ramea

Grades: K-12

Number of Students 2

Physics 3204

School
District
Province

Subtest

**Force,
Motion, and
Energy**

School
District
Province

Fields

School
District
Province

**Matter-Energy
Interface**

School
District
Province

Public Exam Mark	School vs District	School vs Province
<i>School data with 5 or fewer students withheld for reasons of confidentiality.</i>		


Final Mark	School vs District	School vs Province
<i>School data with 5 or fewer students withheld for reasons of confidentiality.</i>		

Average Mark, 2010-2013

School data with 5 or fewer students withheld for reasons of confidentiality.

Exam Mark

Final Mark




District 2 - Western

#113 - St. Boniface All Grade, Ramea

Grades: K-12

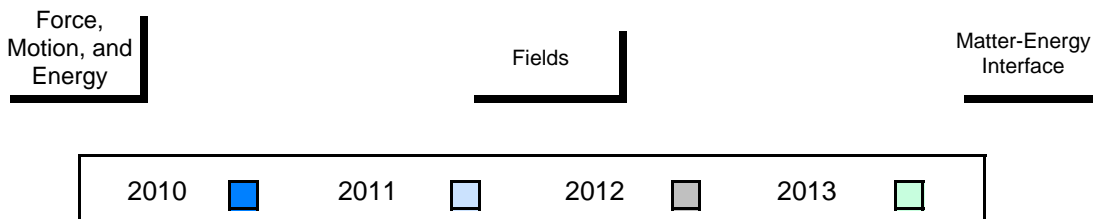
Difference from Provincial Mean, 2010-2013

School data with 5 or fewer students withheld for reasons of confidentiality.



4 Year Public Exam (Subtest) Mark Trend 2010-2013

School data with 5 or fewer students withheld for reasons of confidentiality.



District 2 - Western

#119 - Stephenville High, Stephenville

Grades: 9-12

Number of Students 27

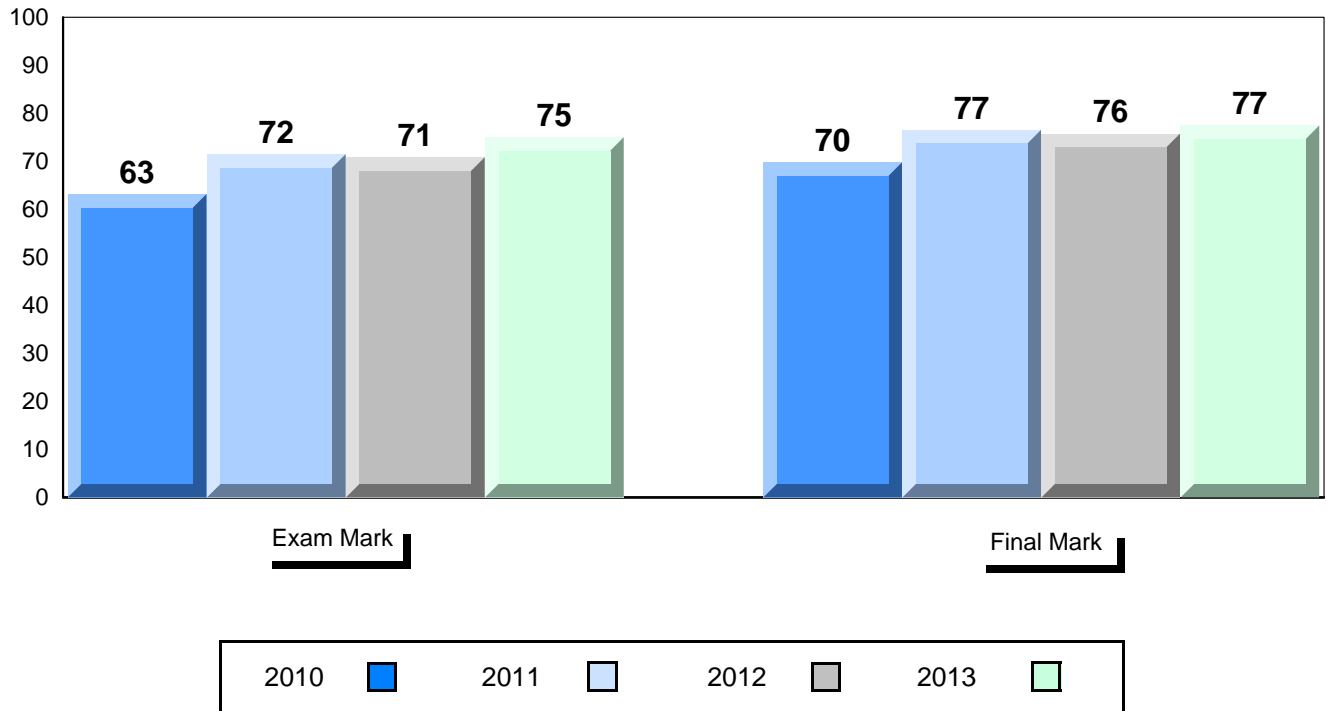
Physics 3204

School
District
Province

Public Exam Mark	School vs District	School vs Province
75.0	▲	▲
72.7		
72.9		
Subtest		
Force, Motion, and Energy	School	75.8
	District	74.8
	Province	75.0
Fields	School	75.3
	District	71.0
	Province	70.9
Matter-Energy Interface	School	68.8
	District	68.3
	Province	68.6

Final Mark	School vs District	School vs Province
77.5	▲	▲
75.9		
75.0		

Average Mark, 2010-2013


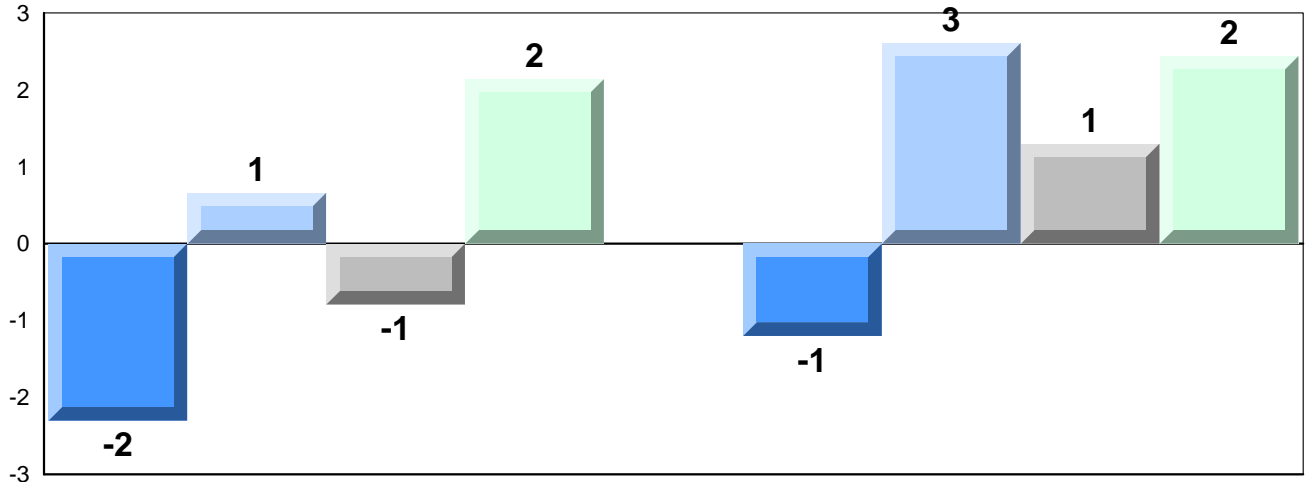


District 2 - Western

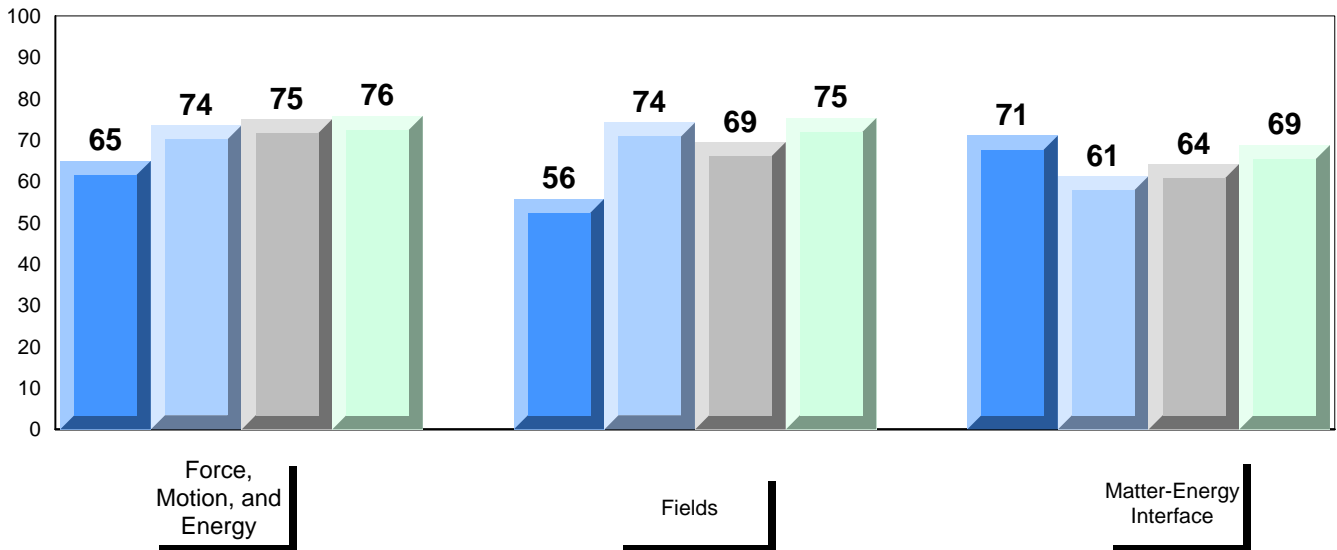
#119 - Stephenville High, Stephenville

Grades: 9-12

Difference from Provincial Mean, 2010-2013



4 Year Public Exam (Subtest) Mark Trend 2010-2013



District 2 - Western

#390 - Elwood High School, Deer Lake

Grades: 10-12

Number of Students 16

Physics 3204

School
District
Province

Public Exam Mark	School vs District	School vs Province
81.4	▲	▲
72.7		
72.9		

86.5	▲	▲
74.8		
75.0		

78.4	▲	▲
71.0		
70.9		

72.8	▲	▲
68.3		
68.6		

Final Mark	School vs District	School vs Province
81.9	▲	▲
75.9		
75.0		

Subtest

Force, Motion, and Energy

School
District
Province

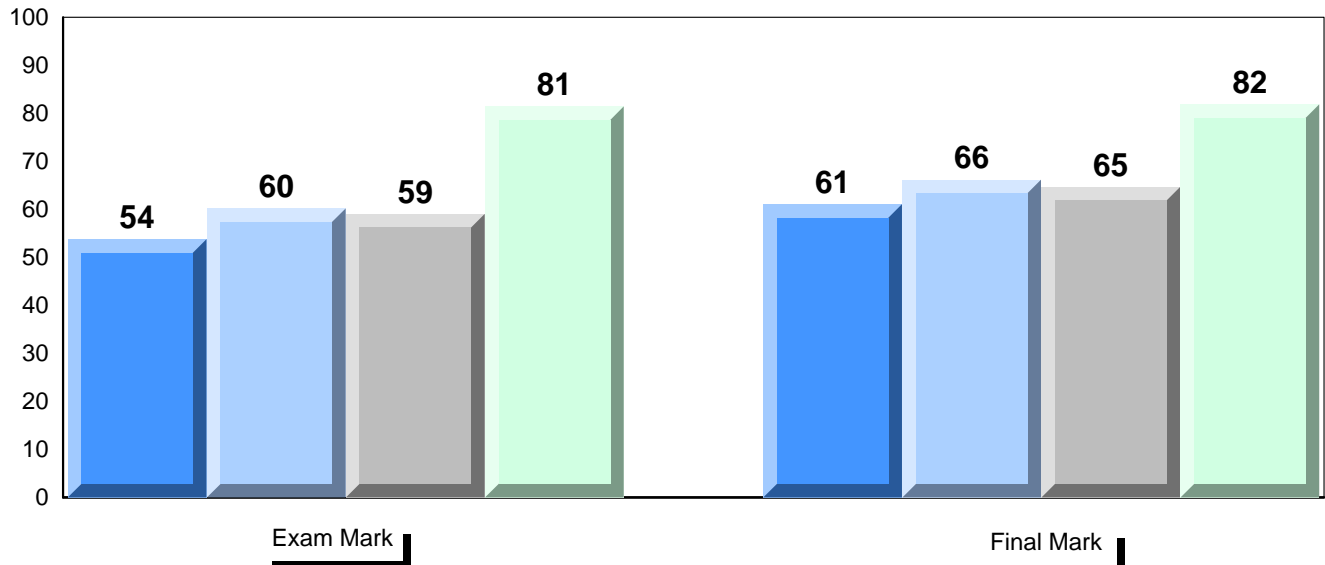
Fields

School
District
Province

Matter-Energy Interface

School
District
Province

Average Mark, 2010-2013

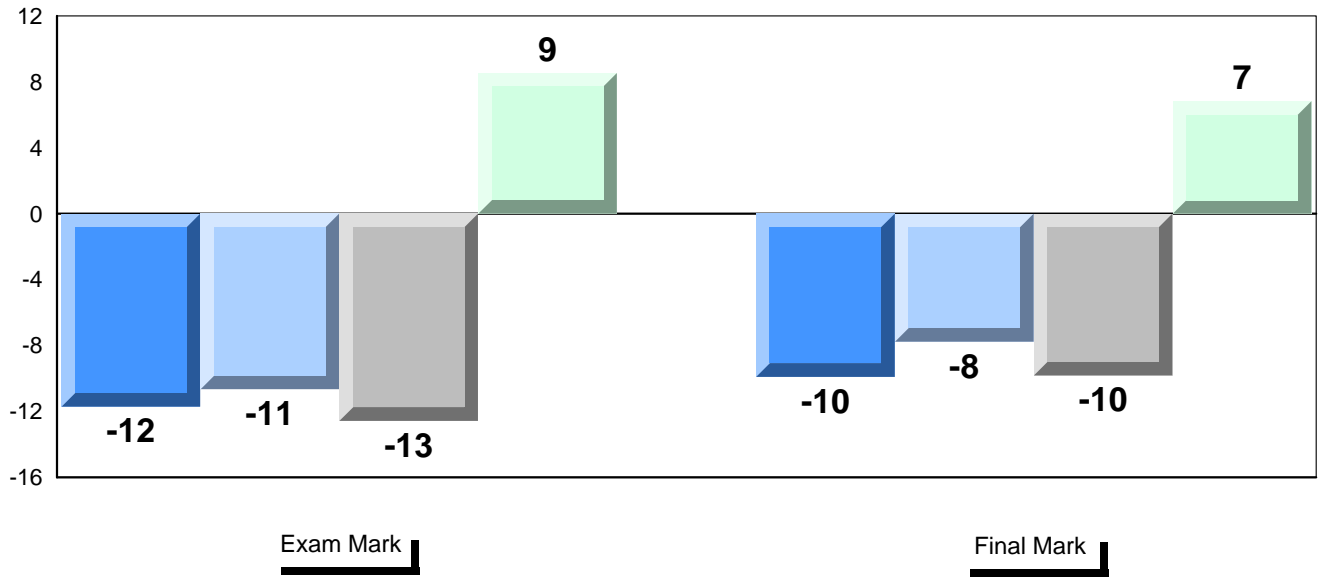


District 2 - Western


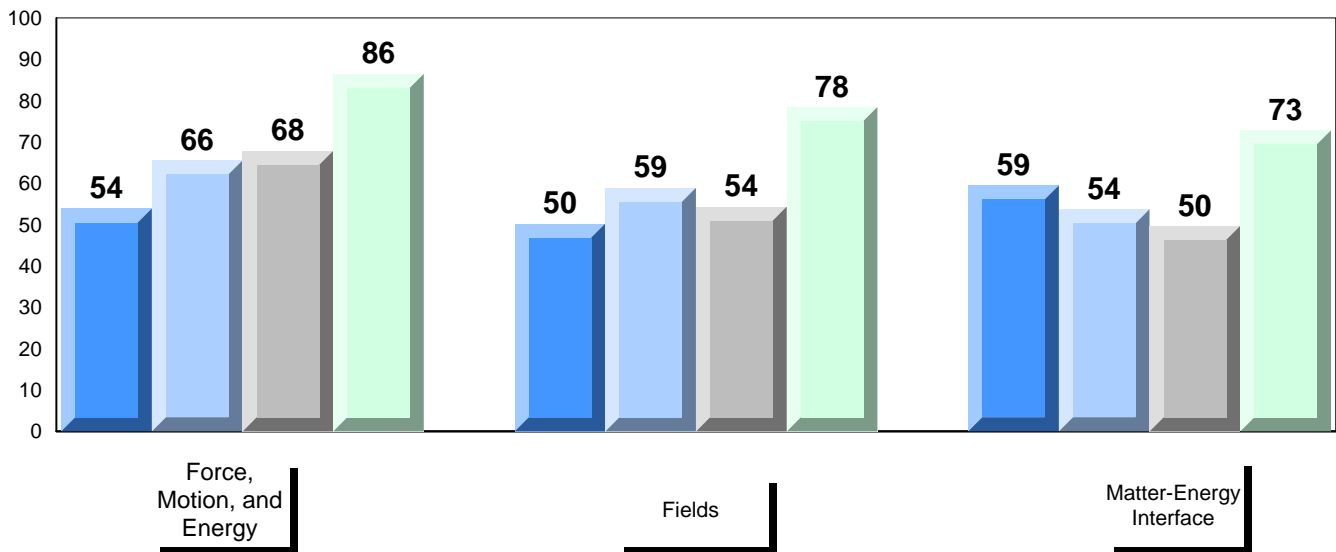
#390 - Elwood High School, Deer Lake

Grades: 10-12

Difference from Provincial Mean, 2010-2013



4 Year Public Exam (Subtest) Mark Trend 2010-2013



District 2 - Western

#474 - Cloud River Academy, Roddickton

Grades: K-12

Number of Students 5

Physics 3204

School
District
Province

Subtest

**Force,
Motion, and
Energy**

School
District
Province

Fields

School
District
Province

**Matter-Energy
Interface**

School
District
Province

Public Exam Mark	School vs District	School vs Province
<i>School data with 5 or fewer students withheld for reasons of confidentiality.</i>		

Final Mark	School vs District	School vs Province
<i>School data with 5 or fewer students withheld for reasons of confidentiality.</i>		

Average Mark, 2010-2013

School data with 5 or fewer students withheld for reasons of confidentiality.

Exam Mark

Final Mark




District 2 - Western

#474 - Cloud River Academy, Roddickton

Grades: K-12

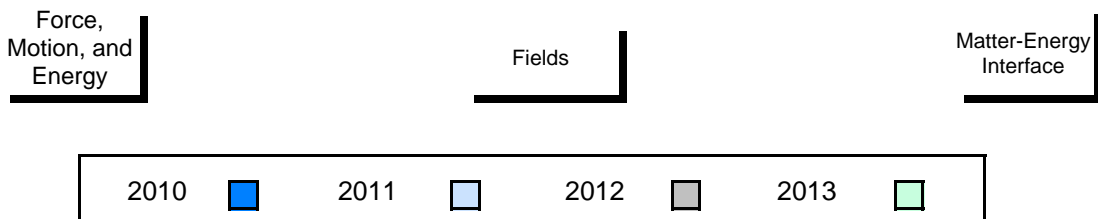
Difference from Provincial Mean, 2010-2013

School data with 5 or fewer students withheld for reasons of confidentiality.



4 Year Public Exam (Subtest) Mark Trend 2010-2013

School data with 5 or fewer students withheld for reasons of confidentiality.



District 2 - Western

#485 - Corner Brook High School, Corner Brook

Grades: 10-12

Number of Students 60

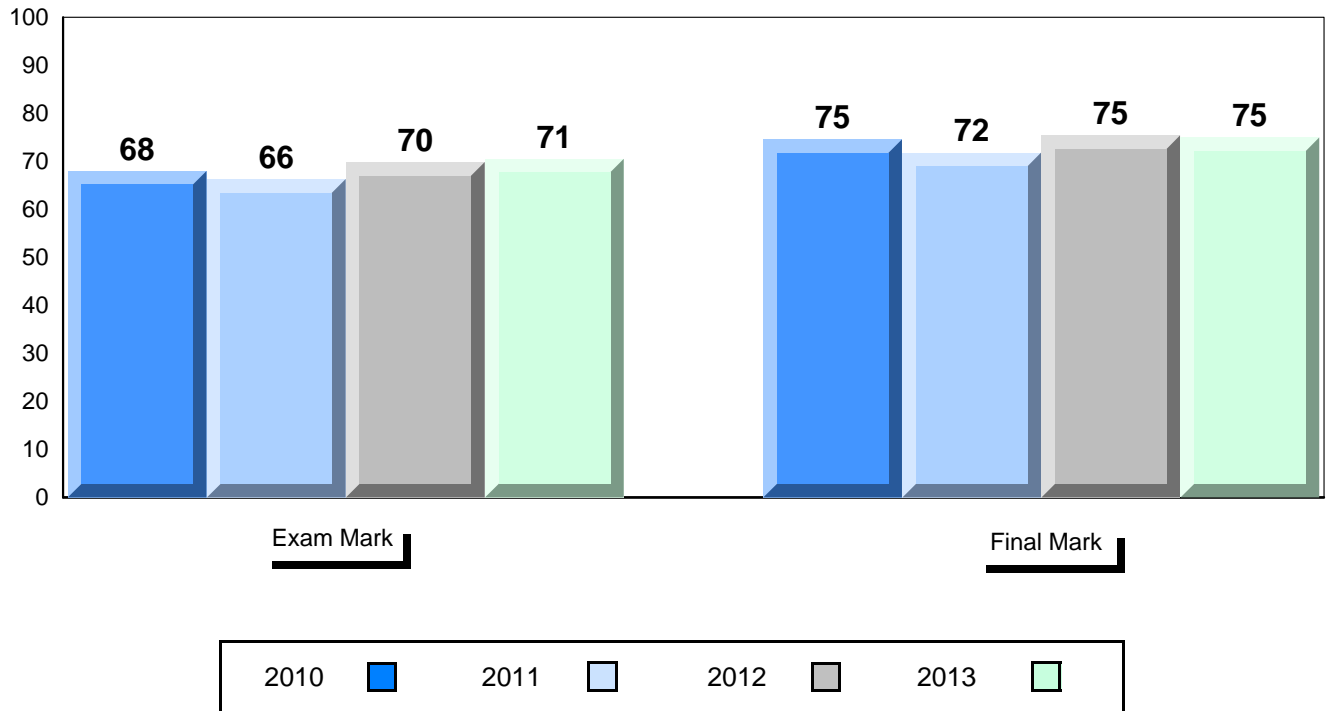
Physics 3204

School
District
Province

Public Exam Mark	School vs District	School vs Province
70.5	▼	▼
72.7		
72.9		
Subtest		
Force, Motion, and Energy	School District Province	
70.8	▼	▼
74.8		
75.0		
Fields	School District Province	
69.2	▼	▼
71.0		
70.9		
Matter-Energy Interface	School District Province	
69.1	▲	▲
68.3		
68.6		

Final Mark	School vs District	School vs Province
75.0	▼	▼
75.9		
75.0		

Average Mark, 2010-2013

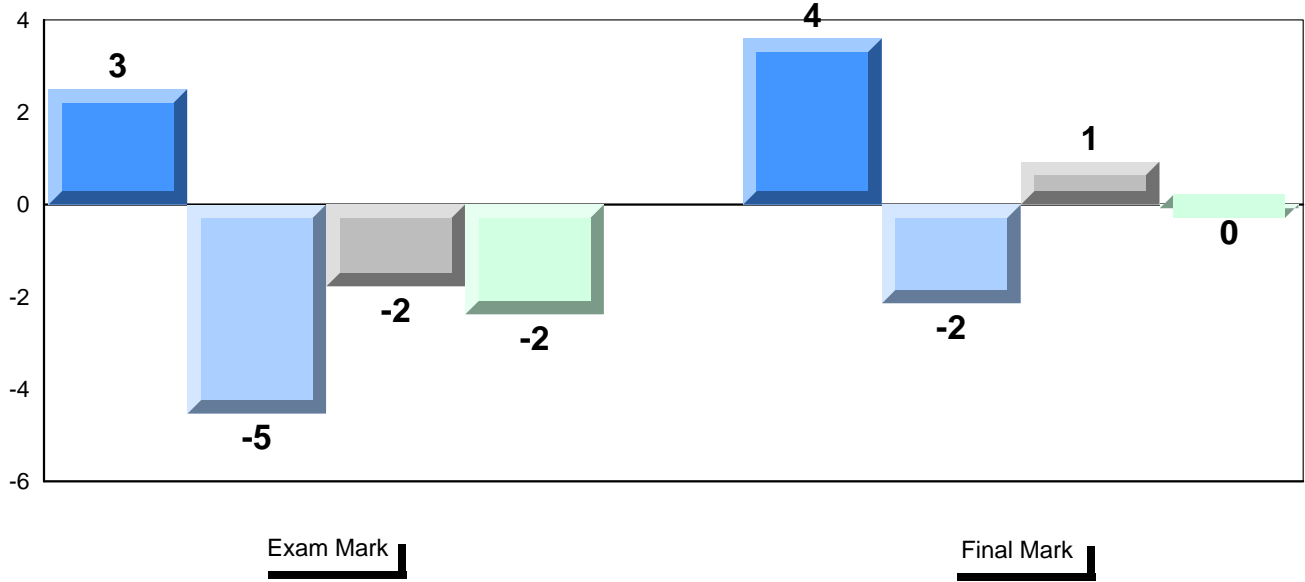


District 2 - Western

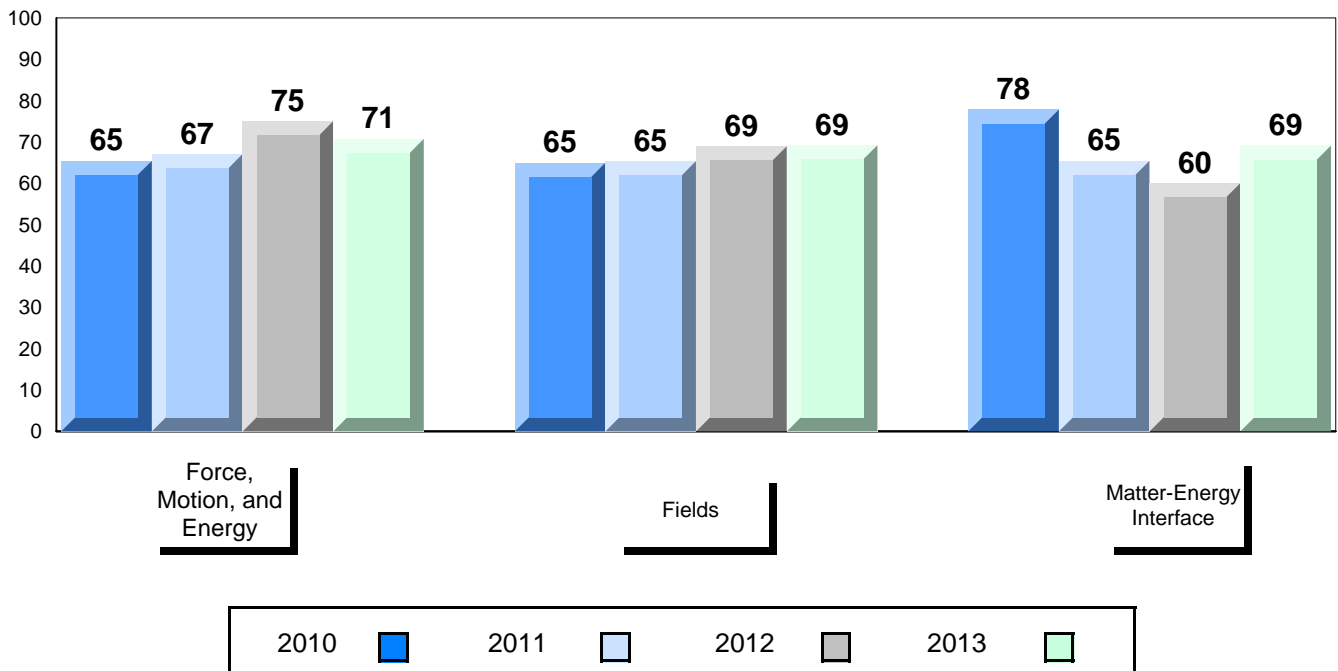
#485 - Corner Brook High School, Corner Brook

Grades: 10-12

Difference from Provincial Mean, 2010-2013



4 Year Public Exam (Subtest) Mark Trend 2010-2013



District 2 - Western

#487 - Labrador Straits Academy, L'Anse au Loup

Grades: K-12

Number of Students 1

Physics 3204

School
District
Province

Subtest

**Force,
Motion, and
Energy**

School
District
Province

Fields

School
District
Province

**Matter-Energy
Interface**

School
District
Province

Public Exam Mark	School vs District	School vs Province
<i>School data with 5 or fewer students withheld for reasons of confidentiality.</i>		

Final Mark	School vs District	School vs Province
<i>School data with 5 or fewer students withheld for reasons of confidentiality.</i>		

Average Mark, 2010-2013

School data with 5 or fewer students withheld for reasons of confidentiality.


Exam Mark

Final Mark



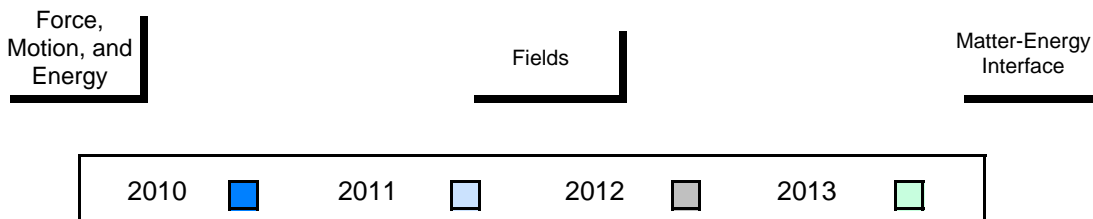
Difference from Provincial Mean, 2010-2013

School data with 5 or fewer students withheld for reasons of confidentiality.



4 Year Public Exam (Subtest) Mark Trend 2010-2013

School data with 5 or fewer students withheld for reasons of confidentiality.



District 2 - Western

#488 - French Shore Academy, Port Saunders

Grades: K-12

Number of Students 2

Physics 3204

School
District
Province

Subtest

**Force,
Motion, and
Energy**

School
District
Province

Fields

School
District
Province

**Matter-Energy
Interface**

School
District
Province

Public Exam Mark	School vs District	School vs Province
<i>School data with 5 or fewer students withheld for reasons of confidentiality.</i>		

Final Mark	School vs District	School vs Province
<i>School data with 5 or fewer students withheld for reasons of confidentiality.</i>		

Average Mark, 2010-2013

School data with 5 or fewer students withheld for reasons of confidentiality.


Exam Mark

Final Mark



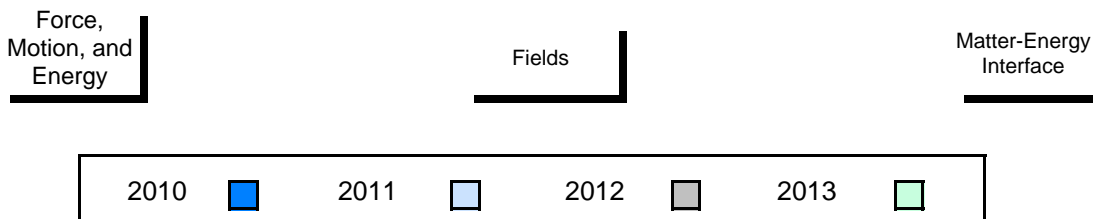
Difference from Provincial Mean, 2010-2013

School data with 5 or fewer students withheld for reasons of confidentiality.



4 Year Public Exam (Subtest) Mark Trend 2010-2013

School data with 5 or fewer students withheld for reasons of confidentiality.



District 3 - Nova Central

#125 - Copper Ridge Academy, Baie Verte

Grades: K-12

Number of Students 3

Physics 3204

School
District
Province

Subtest

**Force,
Motion, and
Energy**

School
District
Province

Fields

School
District
Province

**Matter-Energy
Interface**

School
District
Province

Public Exam Mark	School vs District	School vs Province
<i>School data with 5 or fewer students withheld for reasons of confidentiality.</i>		

Final Mark	School vs District	School vs Province
<i>School data with 5 or fewer students withheld for reasons of confidentiality.</i>		

Average Mark, 2010-2013

School data with 5 or fewer students withheld for reasons of confidentiality.

Exam Mark

Final Mark




District 3 - Nova Central

#125 - Copper Ridge Academy, Baie Verte

Grades: K-12

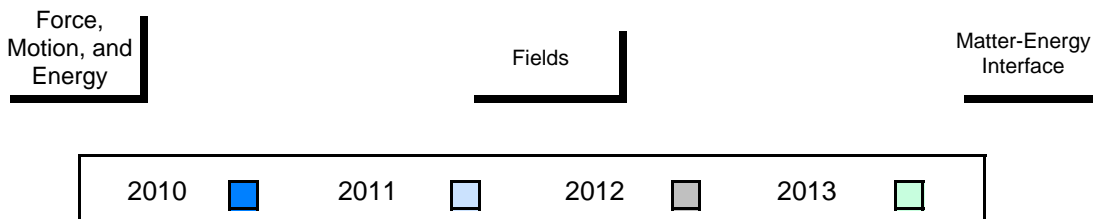
Difference from Provincial Mean, 2010-2013

School data with 5 or fewer students withheld for reasons of confidentiality.



4 Year Public Exam (Subtest) Mark Trend 2010-2013

School data with 5 or fewer students withheld for reasons of confidentiality.



District 3 - Nova Central

#132 - Botwood Collegiate, Botwood

Grades: 7-12

Number of Students 7

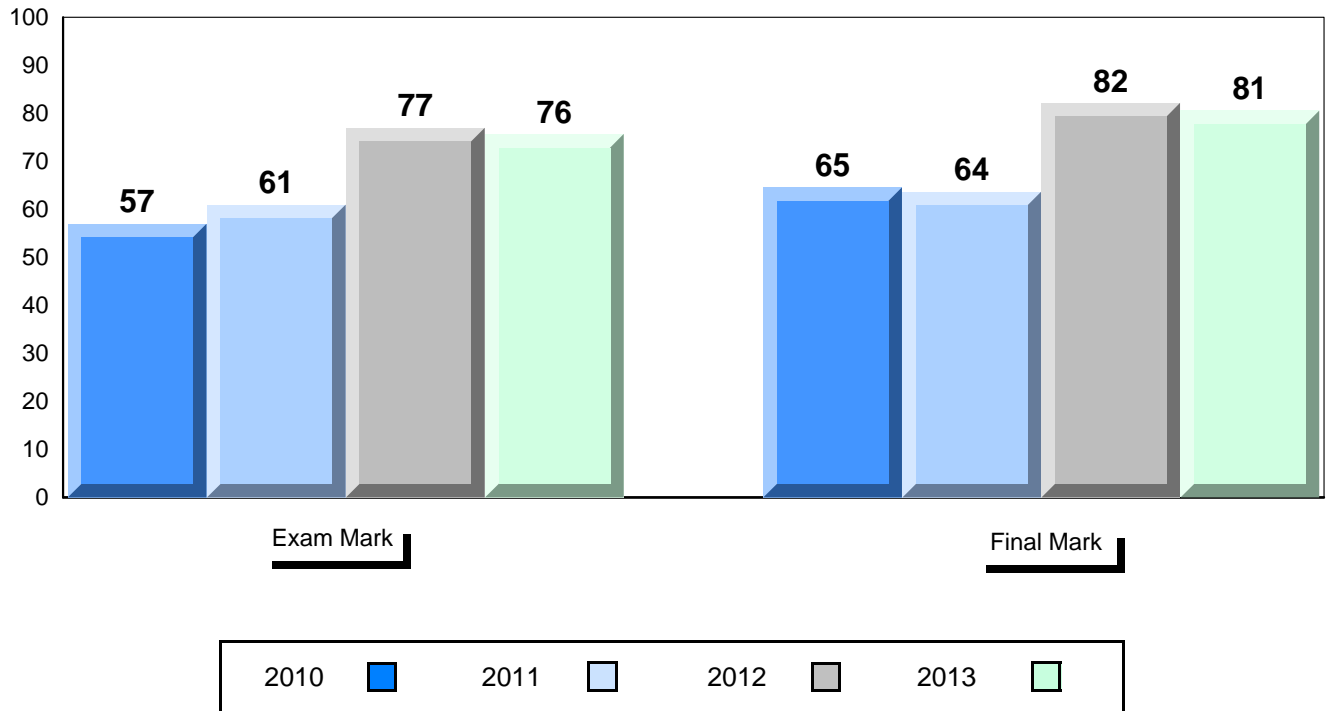
Physics 3204

School
District
Province

Public Exam Mark	School vs District	School vs Province
75.7	▲	▲
73.0		
72.9		
Subtest		
Force, Motion, and Energy	School	80.0
	District	76.1
	Province	75.0
Fields	School	69.5
	District	69.2
	Province	70.9
Matter-Energy Interface	School	77.9
	District	70.4
	Province	68.6

Final Mark	School vs District	School vs Province
80.6	▲	▲
75.2		
75.0		

Average Mark, 2010-2013

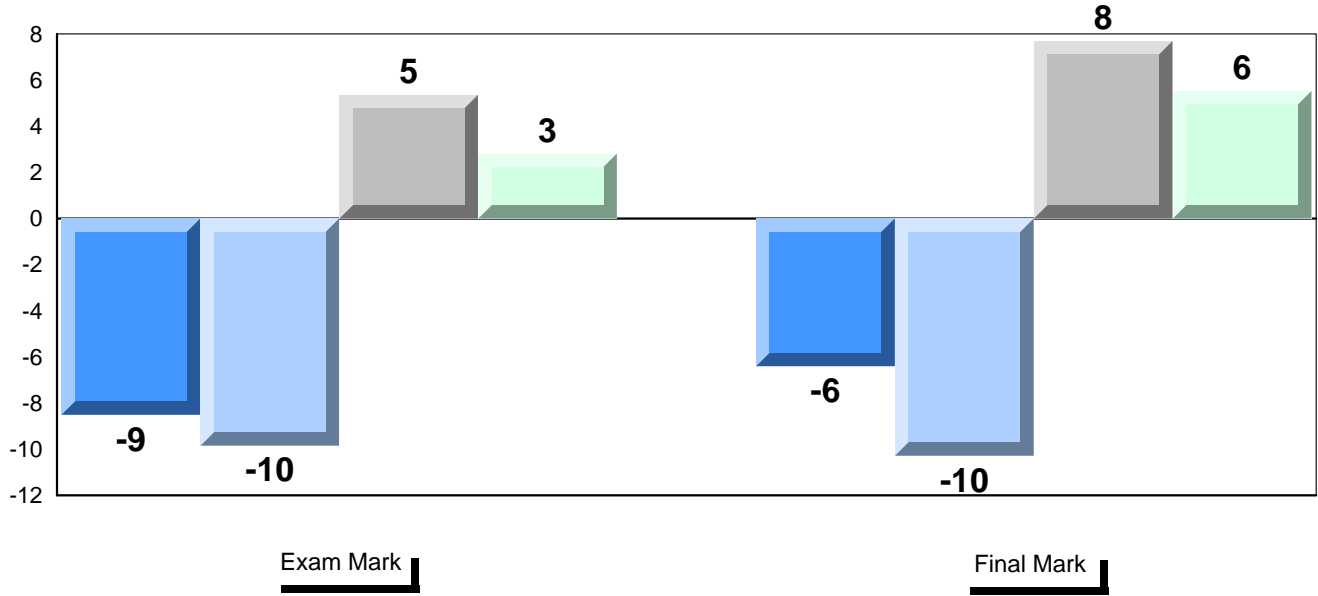


District 3 - Nova Central


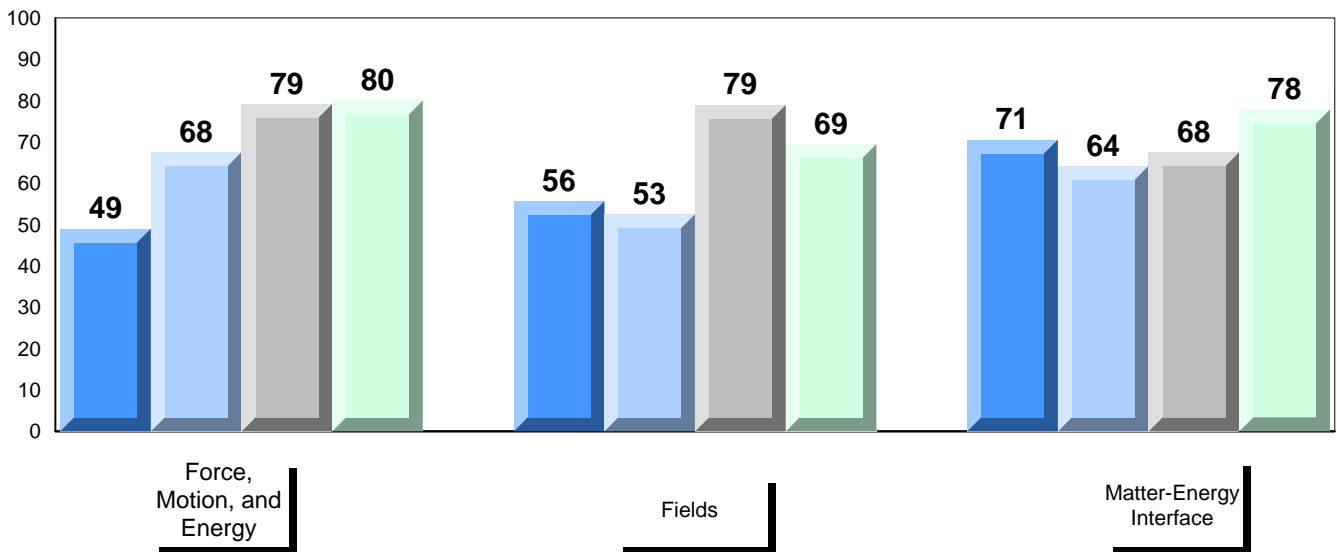
#132 - Botwood Collegiate, Botwood

Grades: 7-12

Difference from Provincial Mean, 2010-2013



4 Year Public Exam (Subtest) Mark Trend 2010-2013



District 3 - Nova Central

#149 - King Academy, Harbour Breton

Grades: 7-12

Number of Students 2

Physics 3204

School
District
Province

Subtest

**Force,
Motion, and
Energy**

School
District
Province

Fields

School
District
Province

**Matter-Energy
Interface**

School
District
Province

Public Exam Mark	School vs District	School vs Province
<i>School data with 5 or fewer students withheld for reasons of confidentiality.</i>		

Final Mark	School vs District	School vs Province
<i>School data with 5 or fewer students withheld for reasons of confidentiality.</i>		

Average Mark, 2010-2013

School data with 5 or fewer students withheld for reasons of confidentiality.

Exam Mark

Final Mark




District 3 - Nova Central

#149 - King Academy, Harbour Breton

Grades: 7-12

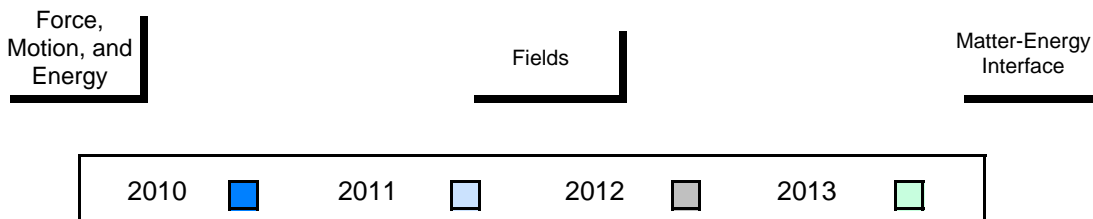
Difference from Provincial Mean, 2010-2013

School data with 5 or fewer students withheld for reasons of confidentiality.



4 Year Public Exam (Subtest) Mark Trend 2010-2013

School data with 5 or fewer students withheld for reasons of confidentiality.



District 3 - Nova Central

#151 - John Watkins Academy, Hermitage

Grades: K-12

Number of Students 1

Physics 3204 School
 District
 Province

Subtest

Force, Motion, and Energy School
 District
 Province

Fields School
 District
 Province

Matter-Energy Interface School
 District
 Province

Public Exam Mark	School vs District	School vs Province
<i>School data with 5 or fewer students withheld for reasons of confidentiality.</i>		

Final Mark	School vs District	School vs Province
<i>School data with 5 or fewer students withheld for reasons of confidentiality.</i>		

Average Mark, 2010-2013

School data with 5 or fewer students withheld for reasons of confidentiality.

Exam Mark

Final Mark




District 3 - Nova Central

#151 - John Watkins Academy, Hermitage

Grades: K-12

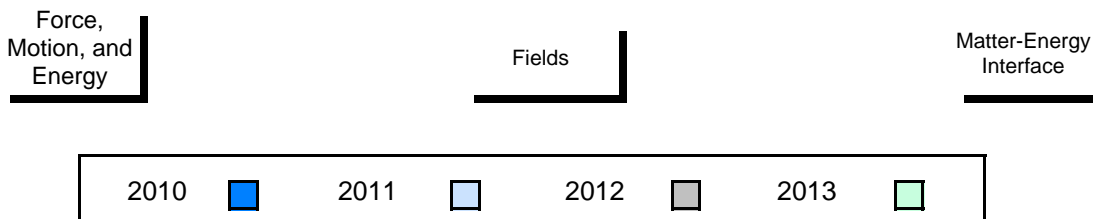
Difference from Provincial Mean, 2010-2013

School data with 5 or fewer students withheld for reasons of confidentiality.



4 Year Public Exam (Subtest) Mark Trend 2010-2013

School data with 5 or fewer students withheld for reasons of confidentiality.



District 3 - Nova Central

#162 - Dorset Collegiate, Pilley's Island

Grades: 7-12

Number of Students 3

Physics 3204

School
District
Province

Subtest

**Force,
Motion, and
Energy**

School
District
Province

Fields

School
District
Province

**Matter-Energy
Interface**

School
District
Province

Public Exam Mark	School vs District	School vs Province
<i>School data with 5 or fewer students withheld for reasons of confidentiality.</i>		

Final Mark	School vs District	School vs Province
<i>School data with 5 or fewer students withheld for reasons of confidentiality.</i>		

Average Mark, 2010-2013

School data with 5 or fewer students withheld for reasons of confidentiality.

Exam Mark

Final Mark




District 3 - Nova Central

#162 - Dorset Collegiate, Pilley's Island

Grades: 7-12

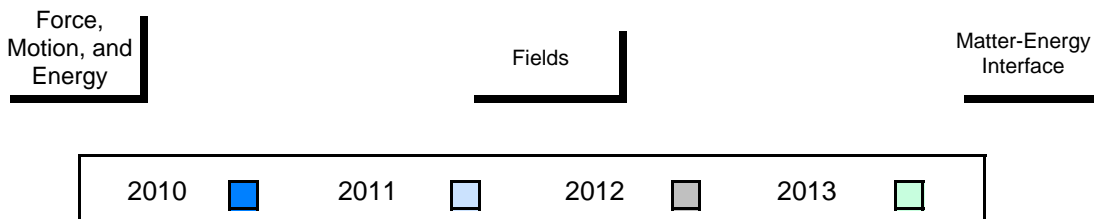
Difference from Provincial Mean, 2010-2013

School data with 5 or fewer students withheld for reasons of confidentiality.



4 Year Public Exam (Subtest) Mark Trend 2010-2013

School data with 5 or fewer students withheld for reasons of confidentiality.



District 3 - Nova Central

#163 - Point Leamington Academy, Point Leamington

Grades: K-12

Number of Students 1

Physics 3204

School
District
Province

Subtest

**Force,
Motion, and
Energy**

School
District
Province

Fields

School
District
Province

**Matter-Energy
Interface**

School
District
Province

Public Exam Mark	School vs District	School vs Province
<i>School data with 5 or fewer students withheld for reasons of confidentiality.</i>		

Final Mark	School vs District	School vs Province
<i>School data with 5 or fewer students withheld for reasons of confidentiality.</i>		

Average Mark, 2010-2013

School data with 5 or fewer students withheld for reasons of confidentiality.

Exam Mark

Final Mark




District 3 - Nova Central

#163 - Point Leamington Academy, Point Leamington

Grades: K-12

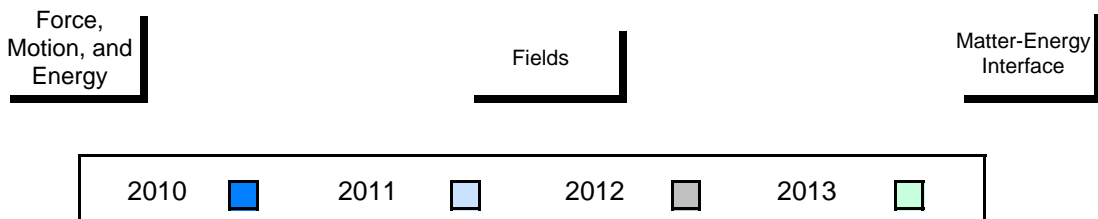
Difference from Provincial Mean, 2010-2013

School data with 5 or fewer students withheld for reasons of confidentiality.



4 Year Public Exam (Subtest) Mark Trend 2010-2013

School data with 5 or fewer students withheld for reasons of confidentiality.



District 3 - Nova Central

#171 - Indian River High School, Springdale

Grades: 7-12

Number of Students 3

Physics 3204

School
District
Province

Subtest

**Force,
Motion, and
Energy**

School
District
Province

Fields

School
District
Province

**Matter-Energy
Interface**

School
District
Province

Public Exam Mark	School vs District	School vs Province
<i>School data with 5 or fewer students withheld for reasons of confidentiality.</i>		

Final Mark	School vs District	School vs Province
<i>School data with 5 or fewer students withheld for reasons of confidentiality.</i>		

Average Mark, 2010-2013

School data with 5 or fewer students withheld for reasons of confidentiality.

Exam Mark

Final Mark




District 3 - Nova Central

#171 - Indian River High School, Springdale

Grades: 7-12

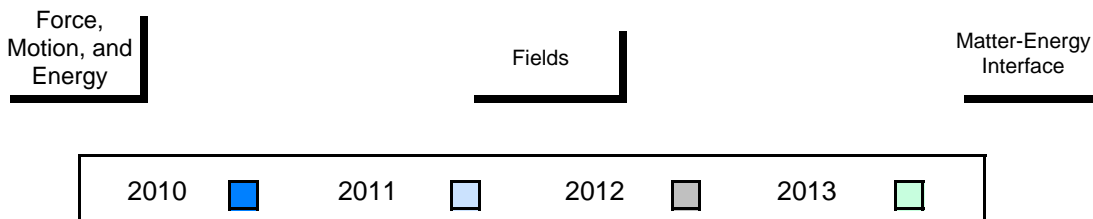
Difference from Provincial Mean, 2010-2013

School data with 5 or fewer students withheld for reasons of confidentiality.



4 Year Public Exam (Subtest) Mark Trend 2010-2013

School data with 5 or fewer students withheld for reasons of confidentiality.



District 3 - Nova Central

#178 - Phoenix Academy, Carmanville

Grades: K-12

Number of Students 2

Physics 3204

School
District
Province

Subtest

**Force,
Motion, and
Energy**

School
District
Province

Fields

School
District
Province

**Matter-Energy
Interface**

School
District
Province

Public Exam Mark	School vs District	School vs Province
<i>School data with 5 or fewer students withheld for reasons of confidentiality.</i>		

Final Mark	School vs District	School vs Province
<i>School data with 5 or fewer students withheld for reasons of confidentiality.</i>		

Average Mark, 2010-2013

School data with 5 or fewer students withheld for reasons of confidentiality.

Exam Mark

Final Mark




District 3 - Nova Central

#178 - Phoenix Academy, Carmanville

Grades: K-12

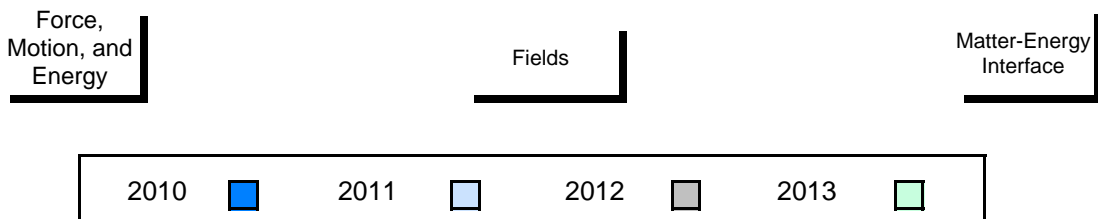
Difference from Provincial Mean, 2010-2013

School data with 5 or fewer students withheld for reasons of confidentiality.



4 Year Public Exam (Subtest) Mark Trend 2010-2013

School data with 5 or fewer students withheld for reasons of confidentiality.



District 3 - Nova Central

#190 - Lewisporte Collegiate, Lewisporte

Grades: 10-12

Number of Students 12

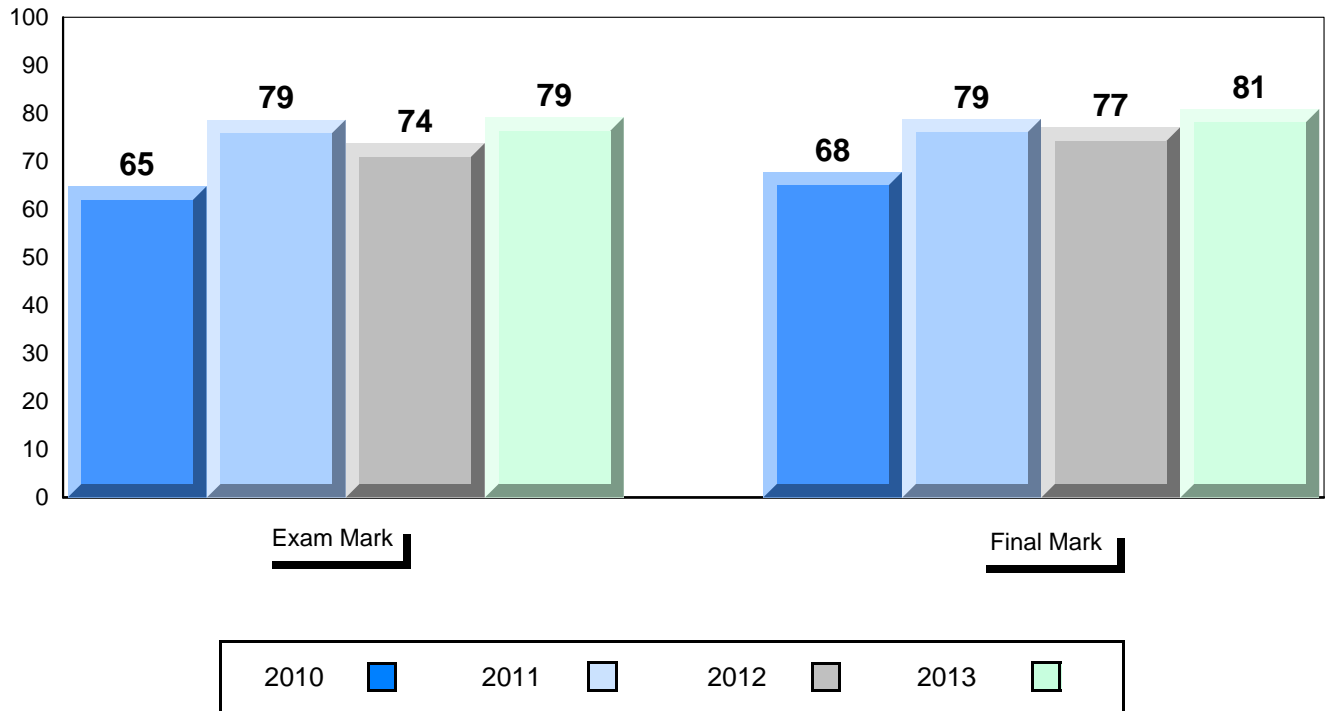
Physics 3204

School
District
Province

Public Exam Mark	School vs District	School vs Province
79.2	▲	▲
73.0		
72.9		
Subtest		
Force, Motion, and Energy	School	82.7
	District	76.1
	Province	75.0
Fields	School	75.5
	District	69.2
	Province	70.9
Matter-Energy Interface	School	74.6
	District	70.4
	Province	68.6

Final Mark	School vs District	School vs Province
80.9	▲	▲
75.2		
75.0		

Average Mark, 2010-2013

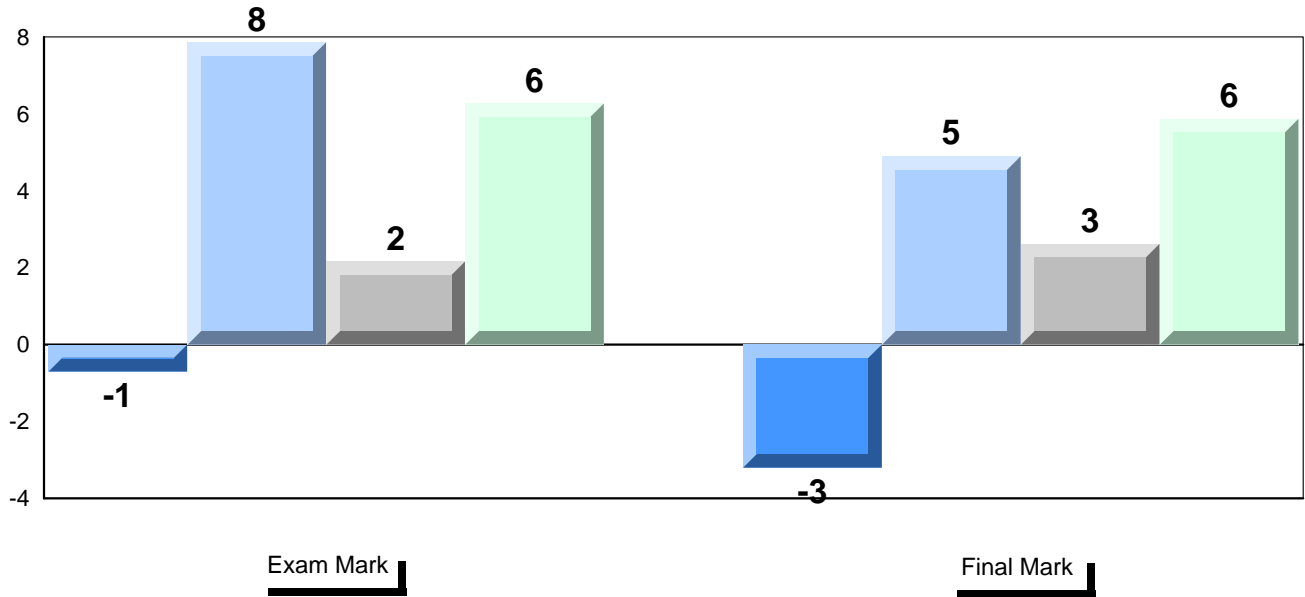


District 3 - Nova Central

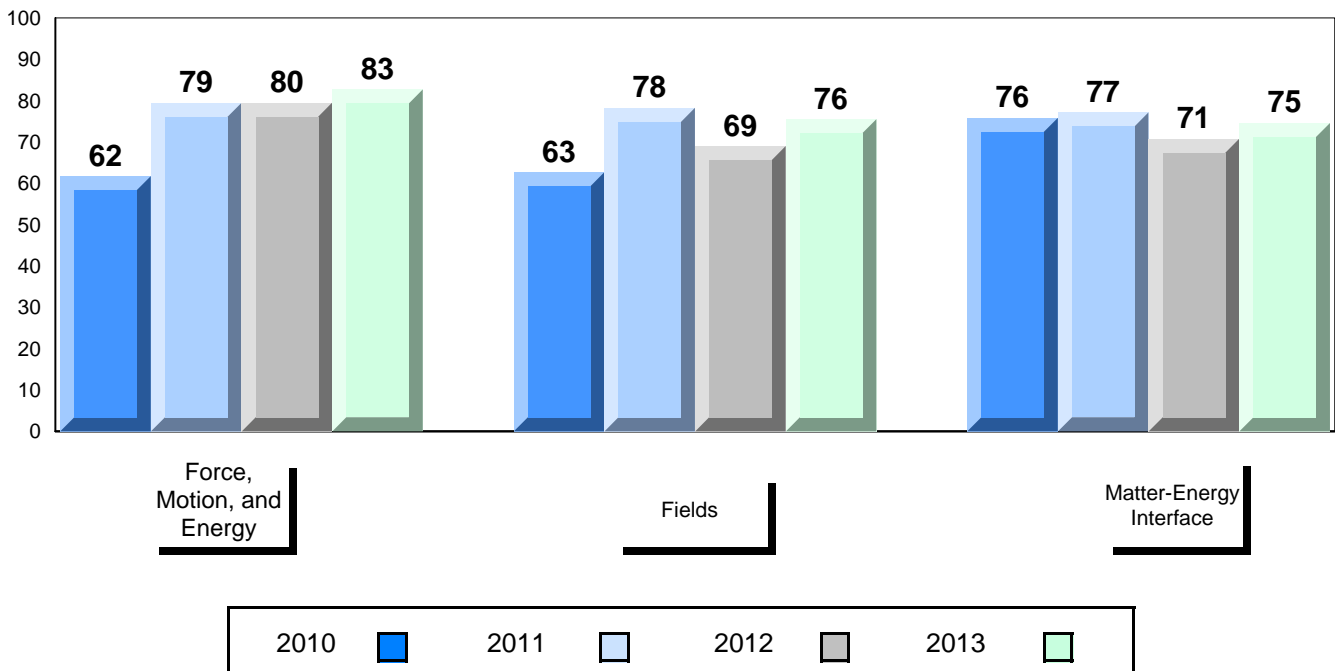
#190 - Lewisporte Collegiate, Lewisporte

Grades: 10-12

Difference from Provincial Mean, 2010-2013



4 Year Public Exam (Subtest) Mark Trend 2010-2013



District 3 - Nova Central

#194 - Gill Memorial Academy, Musgrave Harbour

Grades: K-12

Number of Students 2

Physics 3204

School
District
Province

Subtest

**Force,
Motion, and
Energy**

School
District
Province

Fields

School
District
Province

**Matter-Energy
Interface**

School
District
Province

Public Exam Mark	School vs District	School vs Province
<i>School data with 5 or fewer students withheld for reasons of confidentiality.</i>		

Final Mark	School vs District	School vs Province
<i>School data with 5 or fewer students withheld for reasons of confidentiality.</i>		

Average Mark, 2010-2013

School data with 5 or fewer students withheld for reasons of confidentiality.

Exam Mark

Final Mark




District 3 - Nova Central

#194 - Gill Memorial Academy, Musgrave Harbour

Grades: K-12

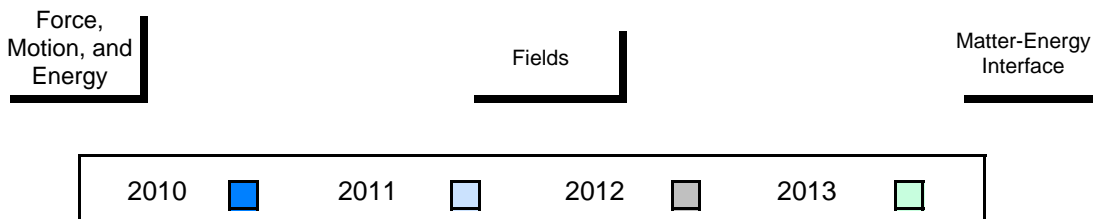
Difference from Provincial Mean, 2010-2013

School data with 5 or fewer students withheld for reasons of confidentiality.



4 Year Public Exam (Subtest) Mark Trend 2010-2013

School data with 5 or fewer students withheld for reasons of confidentiality.



District 3 - Nova Central

#196 - St. Gabriel's AG, St. Brendan's

Grades: K-2,5-8,10-12

Number of Students 1

Physics 3204 School
 District
 Province

Subtest

Force, Motion, and Energy School
 District
 Province

Fields School
 District
 Province

Matter-Energy Interface School
 District
 Province

Public Exam Mark	School vs District	School vs Province
<i>School data with 5 or fewer students withheld for reasons of confidentiality.</i>		

Final Mark	School vs District	School vs Province
<i>School data with 5 or fewer students withheld for reasons of confidentiality.</i>		

Average Mark, 2010-2013

School data with 5 or fewer students withheld for reasons of confidentiality.

Exam Mark

Final Mark




District 3 - Nova Central

#196 - St. Gabriel's AG, St. Brendan's

Grades: K-2,5-8,10-12

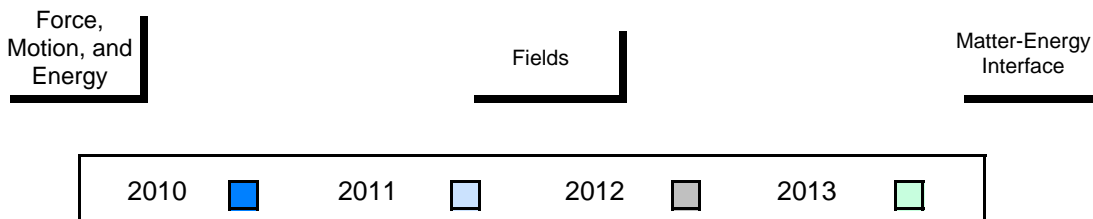
Difference from Provincial Mean, 2010-2013

School data with 5 or fewer students withheld for reasons of confidentiality.



4 Year Public Exam (Subtest) Mark Trend 2010-2013

School data with 5 or fewer students withheld for reasons of confidentiality.



District 3 - Nova Central

#201 - J.M. Olds Collegiate, Twillingate

Grades: 7-12

Number of Students 4

Physics 3204

School
District
Province

Subtest

**Force,
Motion, and
Energy**

School
District
Province

Fields

School
District
Province

**Matter-Energy
Interface**

School
District
Province

Public Exam Mark	School vs District	School vs Province
<i>School data with 5 or fewer students withheld for reasons of confidentiality.</i>		

Final Mark	School vs District	School vs Province
<i>School data with 5 or fewer students withheld for reasons of confidentiality.</i>		

Average Mark, 2010-2013

School data with 5 or fewer students withheld for reasons of confidentiality.

Exam Mark

Final Mark




District 3 - Nova Central

#201 - J.M. Olds Collegiate, Twillingate

Grades: 7-12

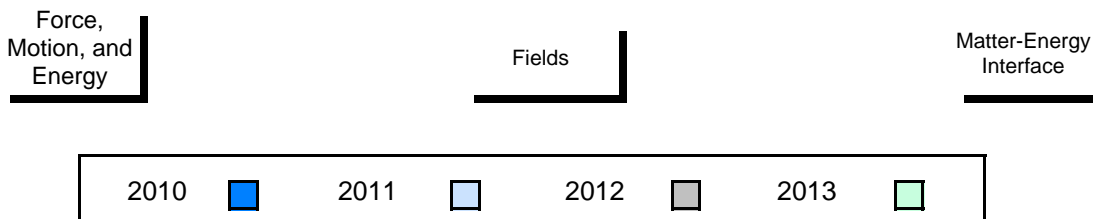
Difference from Provincial Mean, 2010-2013

School data with 5 or fewer students withheld for reasons of confidentiality.



4 Year Public Exam (Subtest) Mark Trend 2010-2013

School data with 5 or fewer students withheld for reasons of confidentiality.



District 3 - Nova Central

#204 - Pearson Academy, Wesleyville

Grades: K-12

Number of Students 2

Physics 3204

School
District
Province

Subtest

**Force,
Motion, and
Energy**

School
District
Province

Fields

School
District
Province

**Matter-Energy
Interface**

School
District
Province

Public Exam Mark	School vs District	School vs Province
<i>School data with 5 or fewer students withheld for reasons of confidentiality.</i>		

Final Mark	School vs District	School vs Province
<i>School data with 5 or fewer students withheld for reasons of confidentiality.</i>		

Average Mark, 2010-2013

School data with 5 or fewer students withheld for reasons of confidentiality.

Exam Mark

Final Mark




District 3 - Nova Central

#204 - Pearson Academy, Wesleyville

Grades: K-12

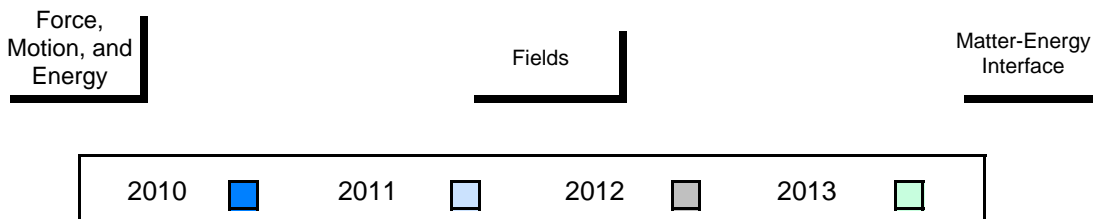
Difference from Provincial Mean, 2010-2013

School data with 5 or fewer students withheld for reasons of confidentiality.



4 Year Public Exam (Subtest) Mark Trend 2010-2013

School data with 5 or fewer students withheld for reasons of confidentiality.



District 3 - Nova Central

#206 - Riverwood Academy, Wing's Point

Grades: K-12

Number of Students 1

Physics 3204 School
 District
 Province

Subtest

Force, Motion, and Energy School
 District
 Province

Fields School
 District
 Province

Matter-Energy Interface School
 District
 Province

Public Exam Mark	School vs District	School vs Province
<i>School data with 5 or fewer students withheld for reasons of confidentiality.</i>		

Final Mark	School vs District	School vs Province
<i>School data with 5 or fewer students withheld for reasons of confidentiality.</i>		

Average Mark, 2010-2013

School data with 5 or fewer students withheld for reasons of confidentiality.

Exam Mark

Final Mark




District 3 - Nova Central

#206 - Riverwood Academy, Wing's Point

Grades: K-12

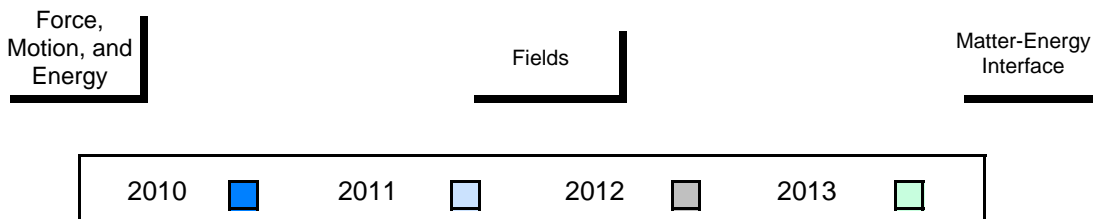
Difference from Provincial Mean, 2010-2013

School data with 5 or fewer students withheld for reasons of confidentiality.



4 Year Public Exam (Subtest) Mark Trend 2010-2013

School data with 5 or fewer students withheld for reasons of confidentiality.



District 3 - Nova Central

#402 - Leo Burke Academy, Bishop's Falls

Grades: 7-12

Number of Students 2

Physics 3204

School
District
Province

Subtest

**Force,
Motion, and
Energy**

School
District
Province

Fields

School
District
Province

**Matter-Energy
Interface**

School
District
Province

Public Exam Mark	School vs District	School vs Province
<i>School data with 5 or fewer students withheld for reasons of confidentiality.</i>		

Final Mark	School vs District	School vs Province
<i>School data with 5 or fewer students withheld for reasons of confidentiality.</i>		

Average Mark, 2010-2013

School data with 5 or fewer students withheld for reasons of confidentiality.

Exam Mark

Final Mark




District 3 - Nova Central

#402 - Leo Burke Academy, Bishop's Falls

Grades: 7-12

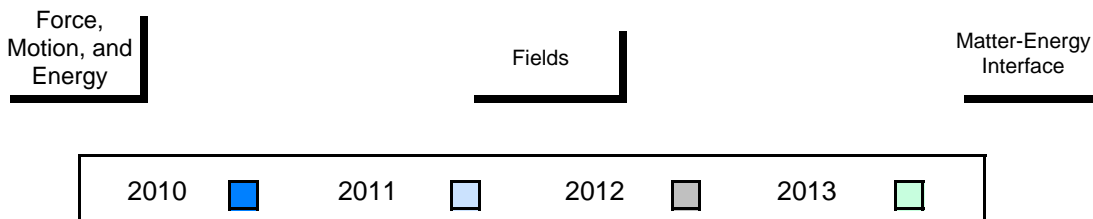
Difference from Provincial Mean, 2010-2013

School data with 5 or fewer students withheld for reasons of confidentiality.



4 Year Public Exam (Subtest) Mark Trend 2010-2013

School data with 5 or fewer students withheld for reasons of confidentiality.



District 3 - Nova Central

#414 - Fogo Island Central Academy, Fogo Island

Grades: K-12

Number of Students 1

Physics 3204 School
 District
 Province

Subtest

Force, Motion, and Energy School
 District
 Province

Fields School
 District
 Province

Matter-Energy Interface School
 District
 Province

Public Exam Mark	School vs District	School vs Province
<i>School data with 5 or fewer students withheld for reasons of confidentiality.</i>		

Final Mark	School vs District	School vs Province
<i>School data with 5 or fewer students withheld for reasons of confidentiality.</i>		

Average Mark, 2010-2013

School data with 5 or fewer students withheld for reasons of confidentiality.

Exam Mark

Final Mark




District 3 - Nova Central

#414 - Fogo Island Central Academy, Fogo Island

Grades: K-12

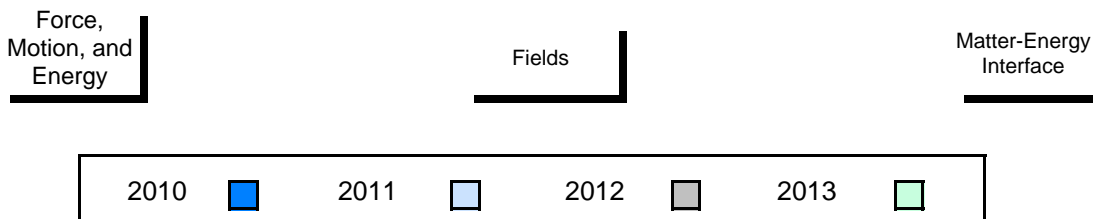
Difference from Provincial Mean, 2010-2013

School data with 5 or fewer students withheld for reasons of confidentiality.



4 Year Public Exam (Subtest) Mark Trend 2010-2013

School data with 5 or fewer students withheld for reasons of confidentiality.



District 3 - Nova Central

#416 - Smallwood Academy, Gambo

Grades: K-12

Number of Students 1

Physics 3204

School
District
Province

Subtest

**Force,
Motion, and
Energy**

School
District
Province

Fields

School
District
Province

**Matter-Energy
Interface**

School
District
Province

Public Exam Mark	School vs District	School vs Province
<i>School data with 5 or fewer students withheld for reasons of confidentiality.</i>		

Final Mark	School vs District	School vs Province
<i>School data with 5 or fewer students withheld for reasons of confidentiality.</i>		

Average Mark, 2010-2013

School data with 5 or fewer students withheld for reasons of confidentiality.

Exam Mark

Final Mark




District 3 - Nova Central

#416 - Smallwood Academy, Gambo

Grades: K-12

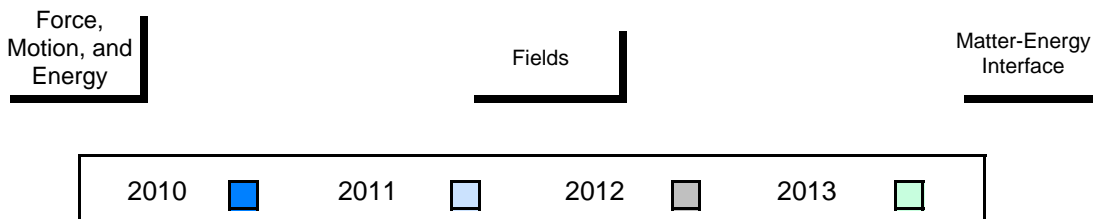
Difference from Provincial Mean, 2010-2013

School data with 5 or fewer students withheld for reasons of confidentiality.



4 Year Public Exam (Subtest) Mark Trend 2010-2013

School data with 5 or fewer students withheld for reasons of confidentiality.



District 3 - Nova Central

#418 - Gander Collegiate, Gander

Grades: 10-12

Number of Students 36

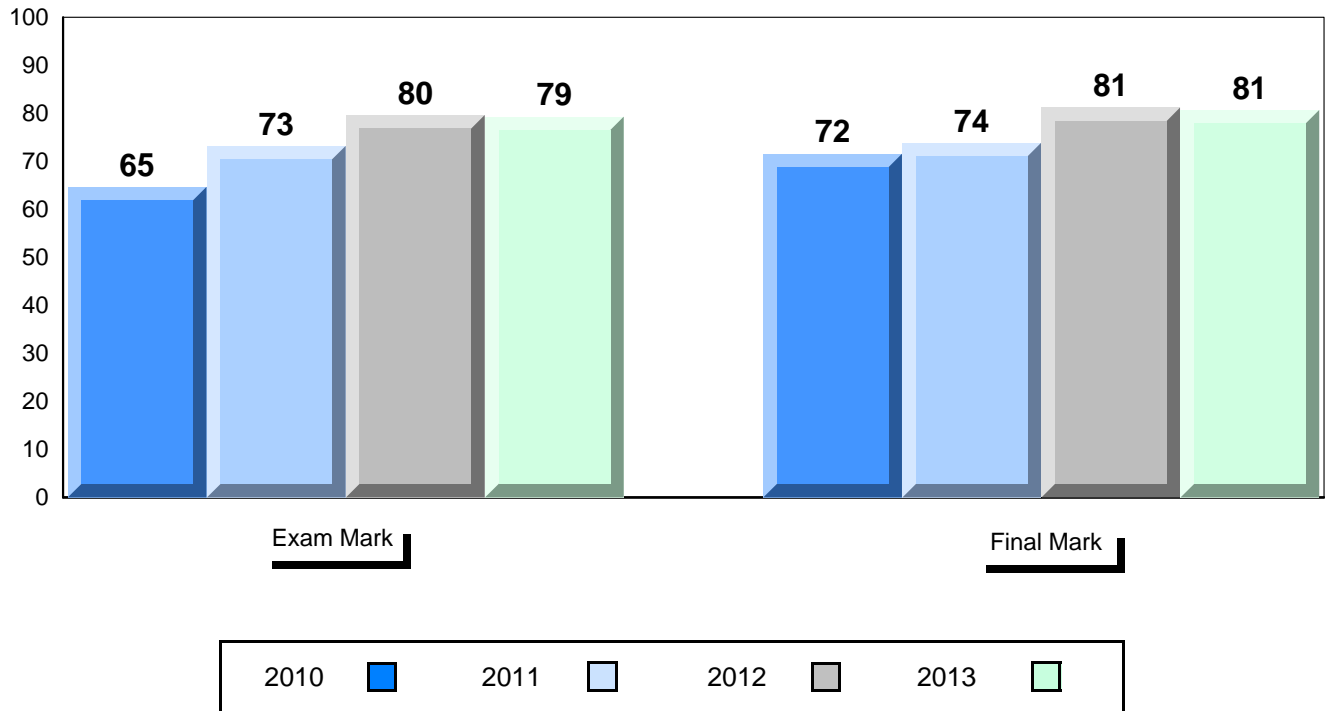
Physics 3204

School
District
Province

Public Exam Mark	School vs District	School vs Province
79.3	▲	▲
73.0		
72.9		
Subtest		
Force, Motion, and Energy	School	82.2
	District	76.1
	Province	75.0
Fields	School	76.4
	District	69.2
	Province	70.9
Matter-Energy Interface	School	74.9
	District	70.4
	Province	68.6

Final Mark	School vs District	School vs Province
80.7	▲	▲
75.2		
75.0		

Average Mark, 2010-2013

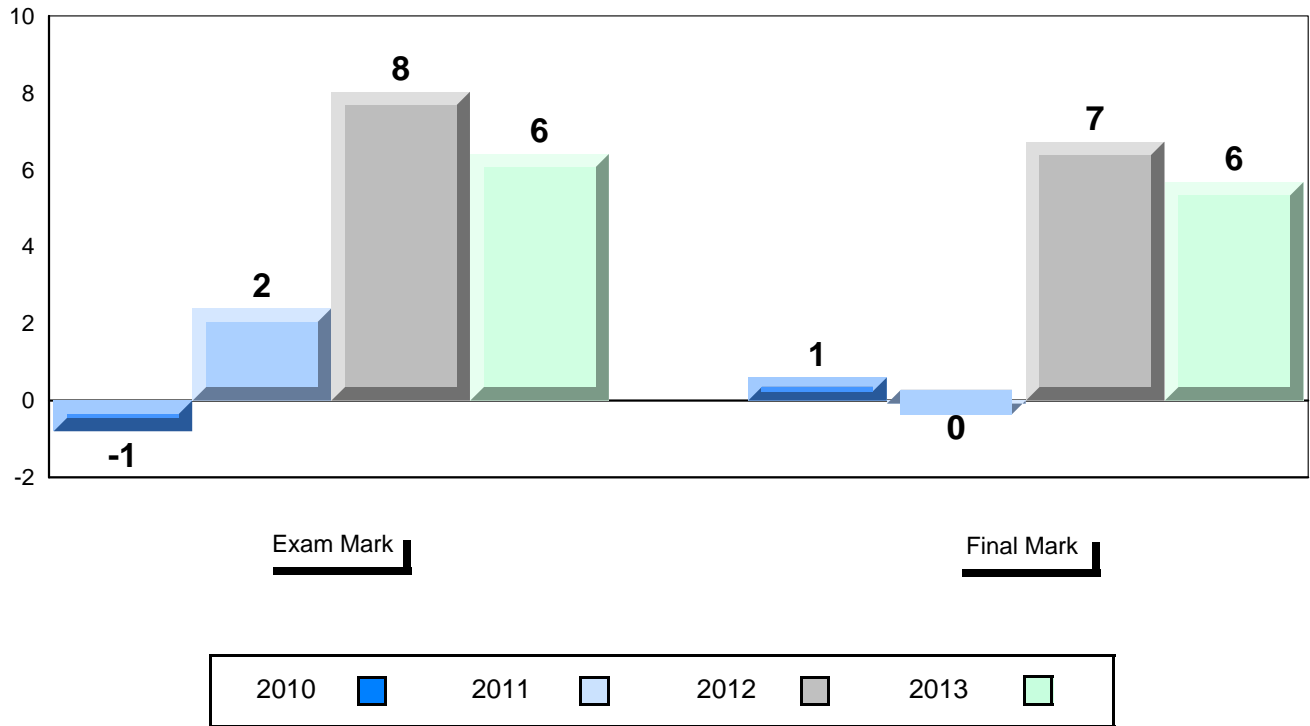


District 3 - Nova Central

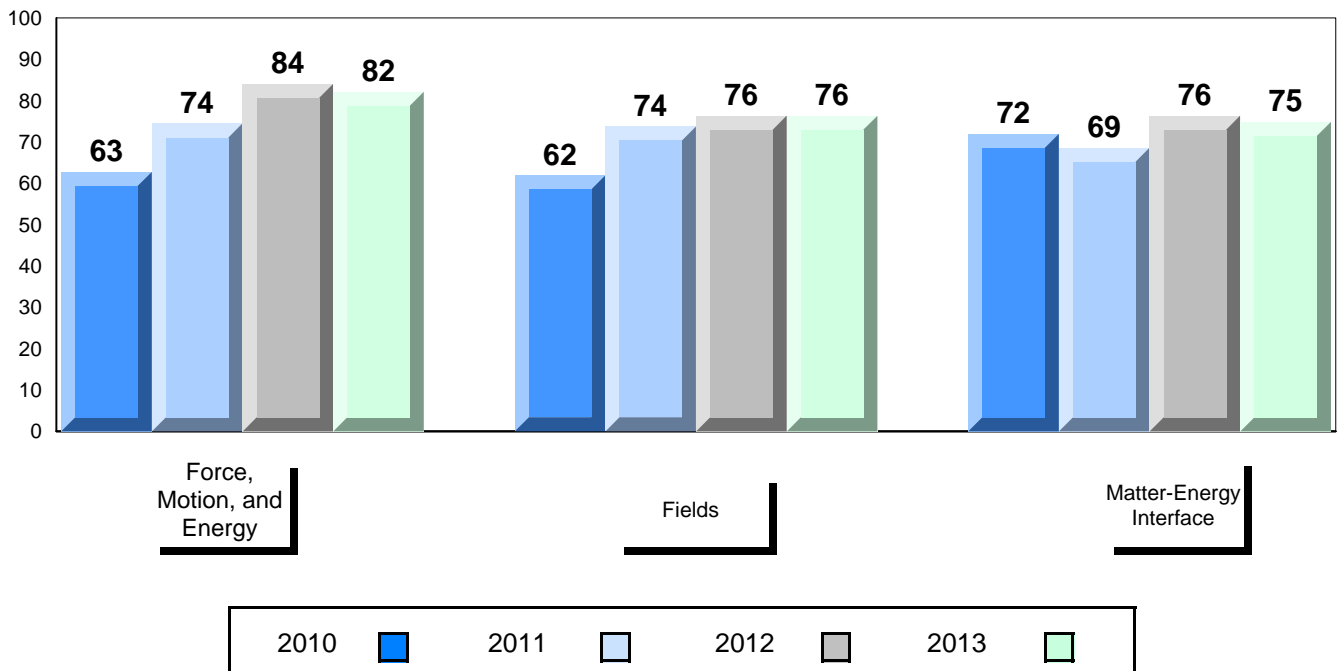
#418 - Gander Collegiate, Gander

Grades: 10-12

Difference from Provincial Mean, 2010-2013



4 Year Public Exam (Subtest) Mark Trend 2010-2013



District 3 - Nova Central

#421 - Lakewood Academy, Glenwood

Grades: K-12

Number of Students 2

Physics 3204

School
District
Province

Subtest

**Force,
Motion, and
Energy**

School
District
Province

Fields

School
District
Province

**Matter-Energy
Interface**

School
District
Province

Public Exam Mark	School vs District	School vs Province
<i>School data with 5 or fewer students withheld for reasons of confidentiality.</i>		

Final Mark	School vs District	School vs Province
<i>School data with 5 or fewer students withheld for reasons of confidentiality.</i>		

Average Mark, 2010-2013

School data with 5 or fewer students withheld for reasons of confidentiality.

Exam Mark

Final Mark




District 3 - Nova Central

#421 - Lakewood Academy, Glenwood

Grades: K-12

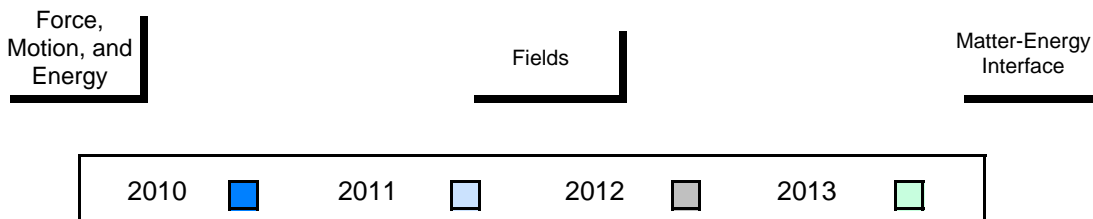
Difference from Provincial Mean, 2010-2013

School data with 5 or fewer students withheld for reasons of confidentiality.



4 Year Public Exam (Subtest) Mark Trend 2010-2013

School data with 5 or fewer students withheld for reasons of confidentiality.



District 3 - Nova Central

#422 - Glovertown Academy, Glovertown

Grades: K-12

Number of Students 4

Physics 3204 School
 District
 Province

Subtest

Force, Motion, and Energy School
 District
 Province

Fields School
 District
 Province

Matter-Energy Interface School
 District
 Province

Public Exam Mark	School vs District	School vs Province
<i>School data with 5 or fewer students withheld for reasons of confidentiality.</i>		

Final Mark	School vs District	School vs Province
<i>School data with 5 or fewer students withheld for reasons of confidentiality.</i>		

Average Mark, 2010-2013

School data with 5 or fewer students withheld for reasons of confidentiality.

Exam Mark

Final Mark




District 3 - Nova Central

#422 - Glovertown Academy, Glovertown

Grades: K-12

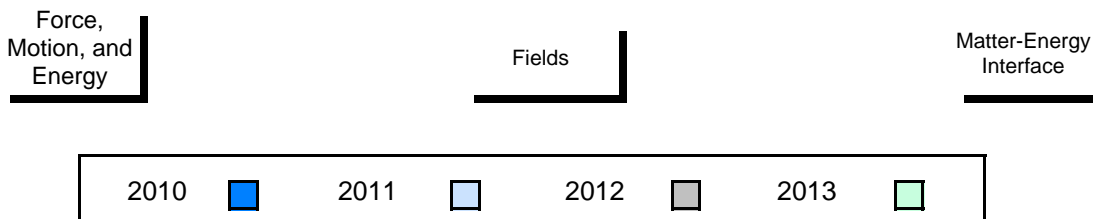
Difference from Provincial Mean, 2010-2013

School data with 5 or fewer students withheld for reasons of confidentiality.



4 Year Public Exam (Subtest) Mark Trend 2010-2013

School data with 5 or fewer students withheld for reasons of confidentiality.



District 3 - Nova Central

#478 - New World Island Academy, Summerford

Grades: K-12

Number of Students 5

Physics 3204

School
District
Province

Subtest

**Force,
Motion, and
Energy**

School
District
Province

Fields

School
District
Province

**Matter-Energy
Interface**

School
District
Province

Public Exam Mark	School vs District	School vs Province
<i>School data with 5 or fewer students withheld for reasons of confidentiality.</i>		

Final Mark	School vs District	School vs Province
<i>School data with 5 or fewer students withheld for reasons of confidentiality.</i>		

Average Mark, 2010-2013

School data with 5 or fewer students withheld for reasons of confidentiality.

Exam Mark

Final Mark




District 3 - Nova Central

#478 - New World Island Academy, Summerford

Grades: K-12

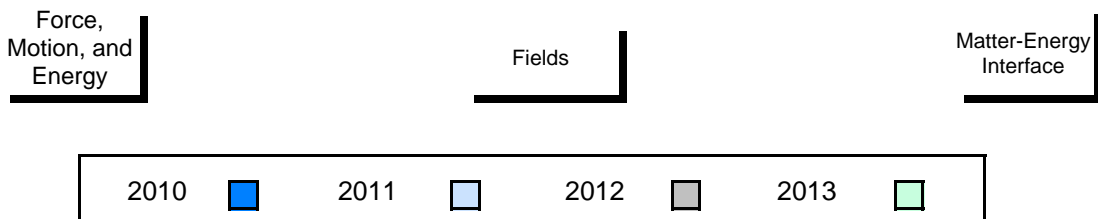
Difference from Provincial Mean, 2010-2013

School data with 5 or fewer students withheld for reasons of confidentiality.



4 Year Public Exam (Subtest) Mark Trend 2010-2013

School data with 5 or fewer students withheld for reasons of confidentiality.



District 3 - Nova Central

#480 - Exploits Valley High, Grand Falls-Windsor

Grades: 10-12

Number of Students 23

Physics 3204

School
District
Province

Public Exam Mark	School vs District	School vs Province
66.6	▼	▼
73.0		
72.9		

Final Mark	School vs District	School vs Province
69.2	▼	▼
75.2		
75.0		

Subtest

Force, Motion, and Energy

School
District
Province

69.2	▼	▼
76.1		
75.0		

Fields

School
District
Province

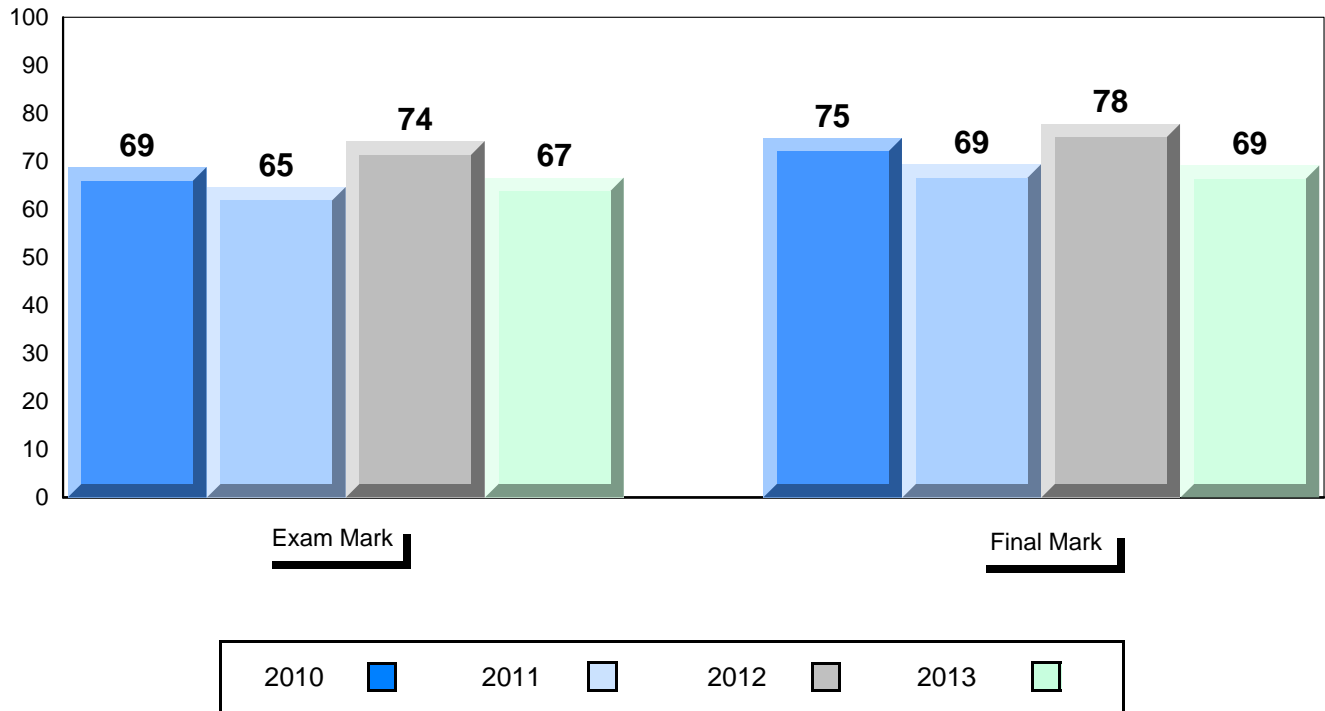
63.3	▼	▼
69.2		
70.9		

Matter-Energy Interface

School
District
Province

64.5	▼	▼
70.4		
68.6		

Average Mark, 2010-2013

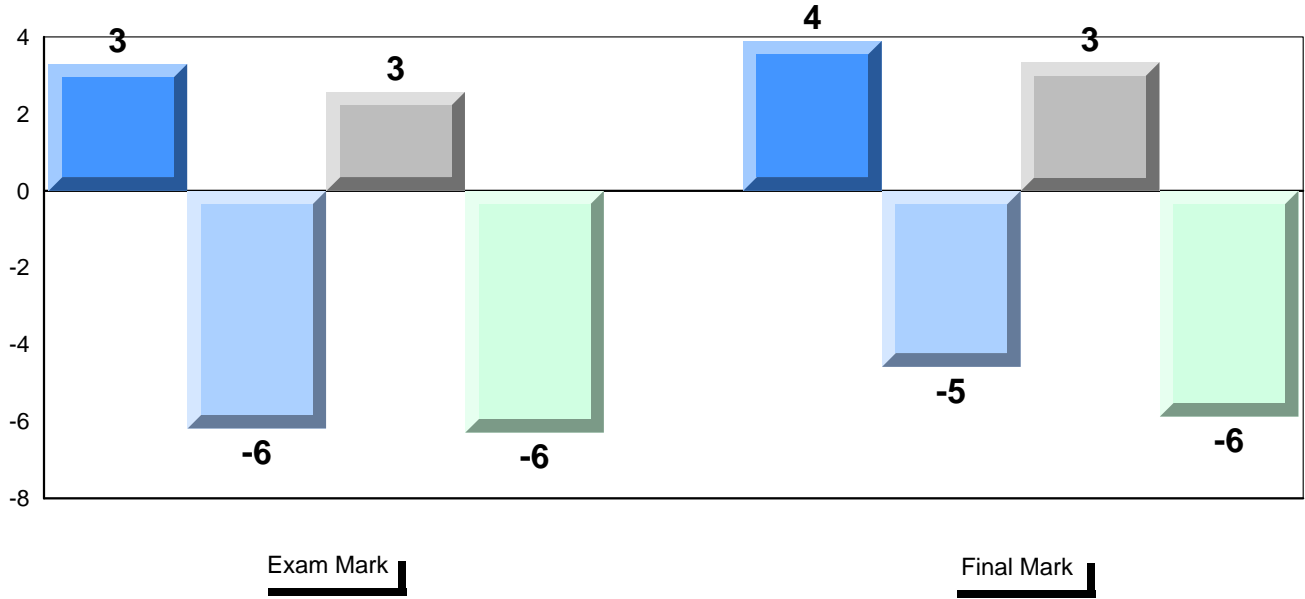


District 3 - Nova Central


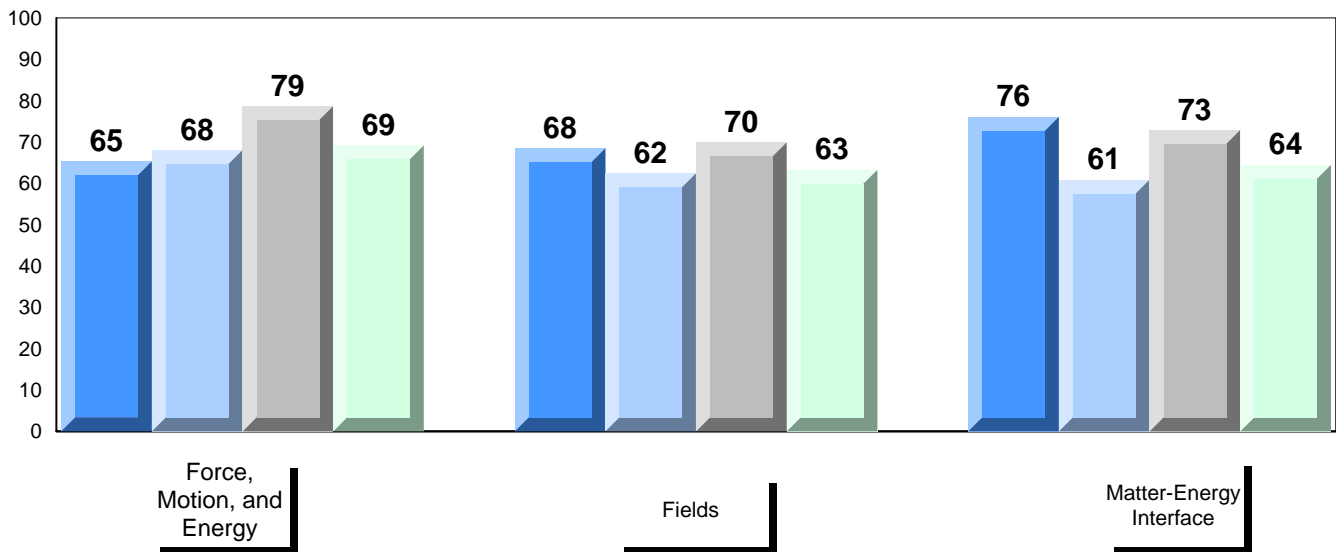
#480 - Exploits Valley High, Grand Falls-Windsor

Grades: 10-12

Difference from Provincial Mean, 2010-2013



4 Year Public Exam (Subtest) Mark Trend 2010-2013



District 4 - Eastern

#214 - John Burke High School, Grand Bank

Grades: 8-12

Number of Students 7

Physics 3204

School
District
Province

Public Exam Mark

School vs District School vs Province

78.4 ▲ ▲
72.8
72.9

Final Mark

School vs District School vs Province

81.7 ▲ ▲
74.8
75.0

Subtest

Force, Motion, and Energy

School
District
Province

79.6 ▲ ▲
74.7
75.0

Fields

School
District
Province

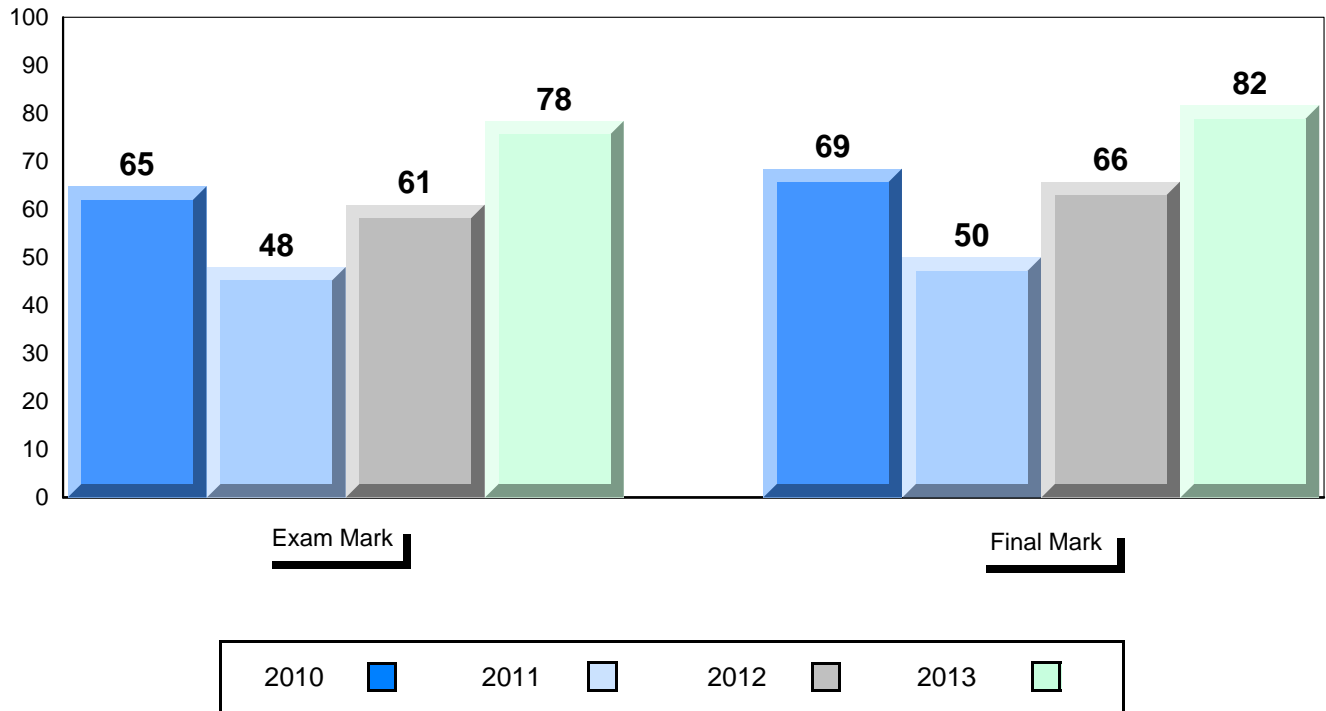
78.4 ▲ ▲
71.1
70.9

Matter-Energy Interface

School
District
Province

71.4 ▲ ▲
68.3
68.6

Average Mark, 2010-2013

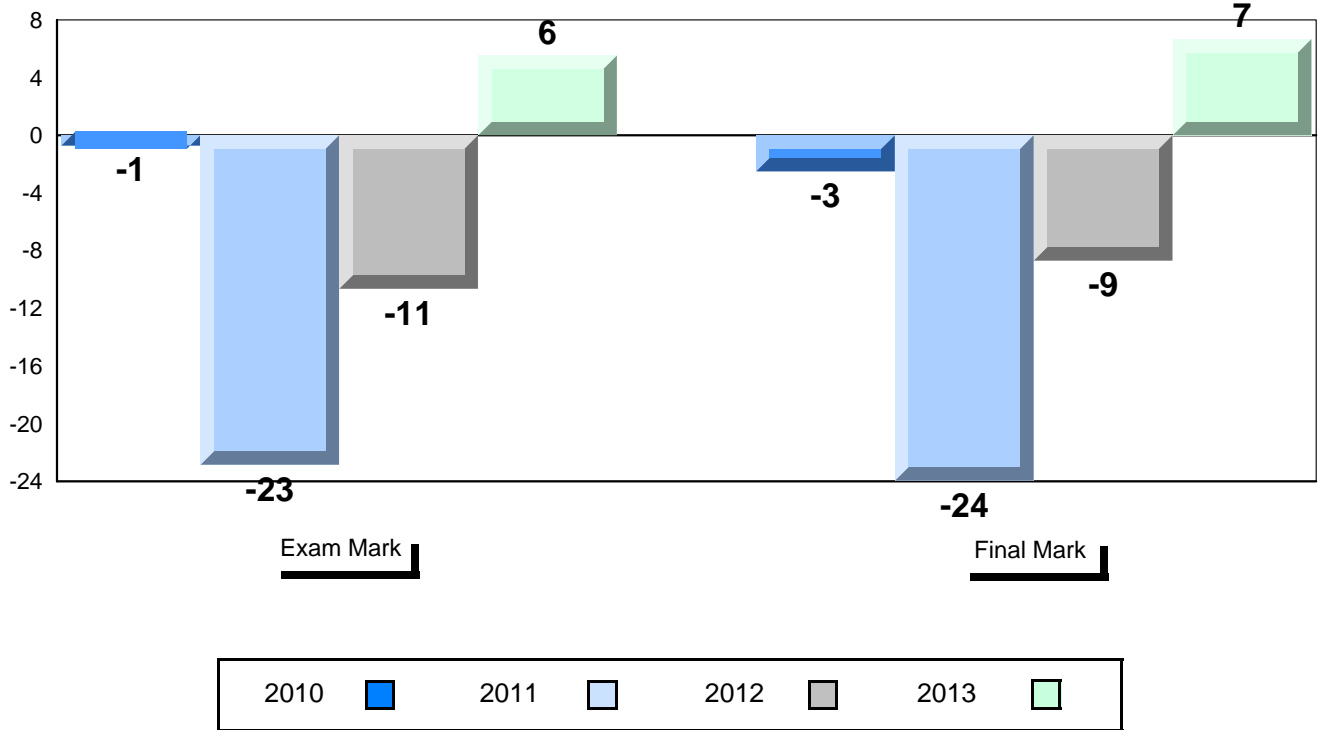


District 4 - Eastern

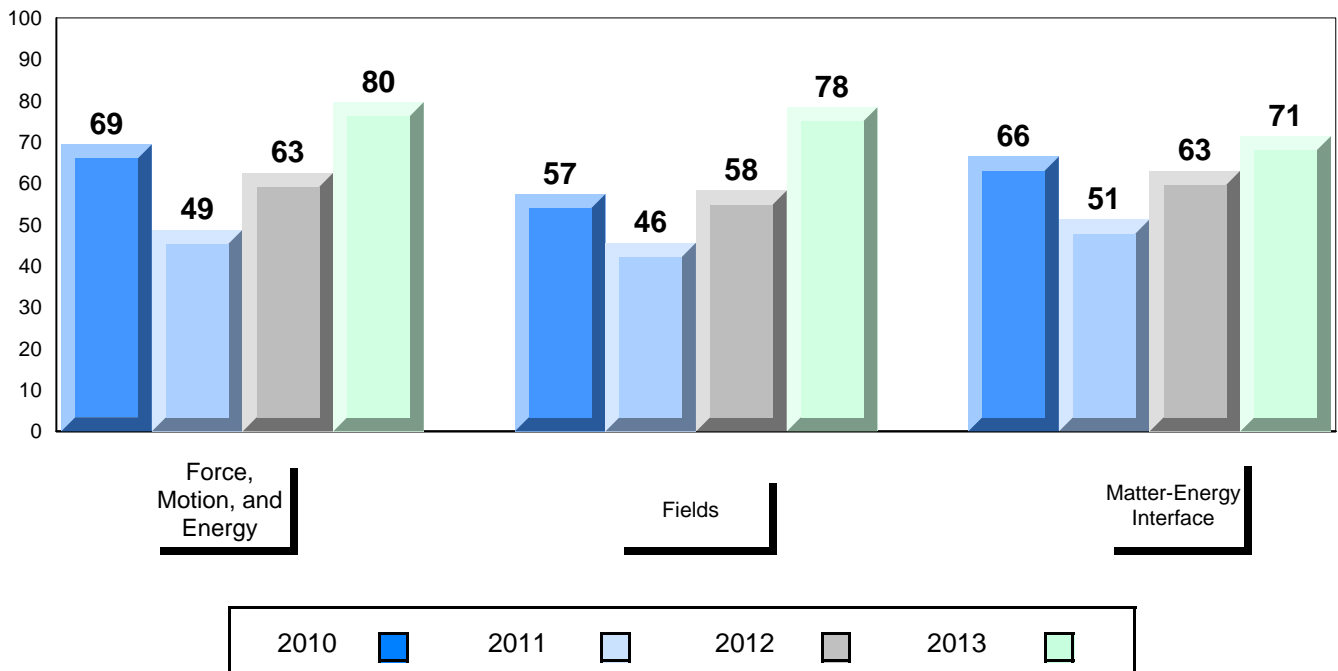
#214 - John Burke High School, Grand Bank

Grades: 8-12

Difference from Provincial Mean, 2010-2013



4 Year Public Exam (Subtest) Mark Trend 2010-2013



District 4 - Eastern

#219 - Marystown Central High School, Marystown

Grades: 10-12

Number of Students 16

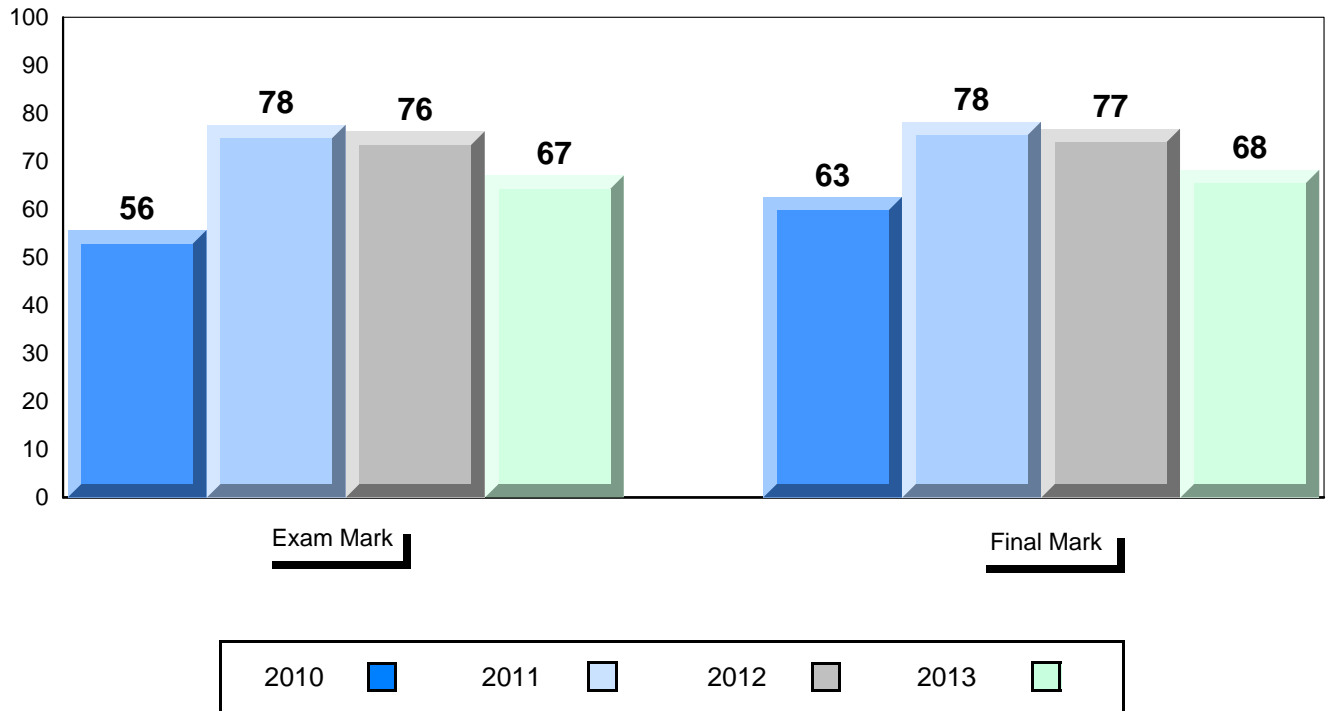
Physics 3204

School
District
Province

Public Exam Mark	School vs District	School vs Province
67.1	▼	▼
72.8		
72.9		
Subtest		
Force, Motion, and Energy	School	School
70.9	▼	▼
74.7		
75.0		
Fields	School	School
59.5	▼	▼
71.1		
70.9		
Matter-Energy Interface	School	School
70.6	▲	▲
68.3		
68.6		

Final Mark	School vs District	School vs Province
68.3	▼	▼
74.8		
75.0		

Average Mark, 2010-2013

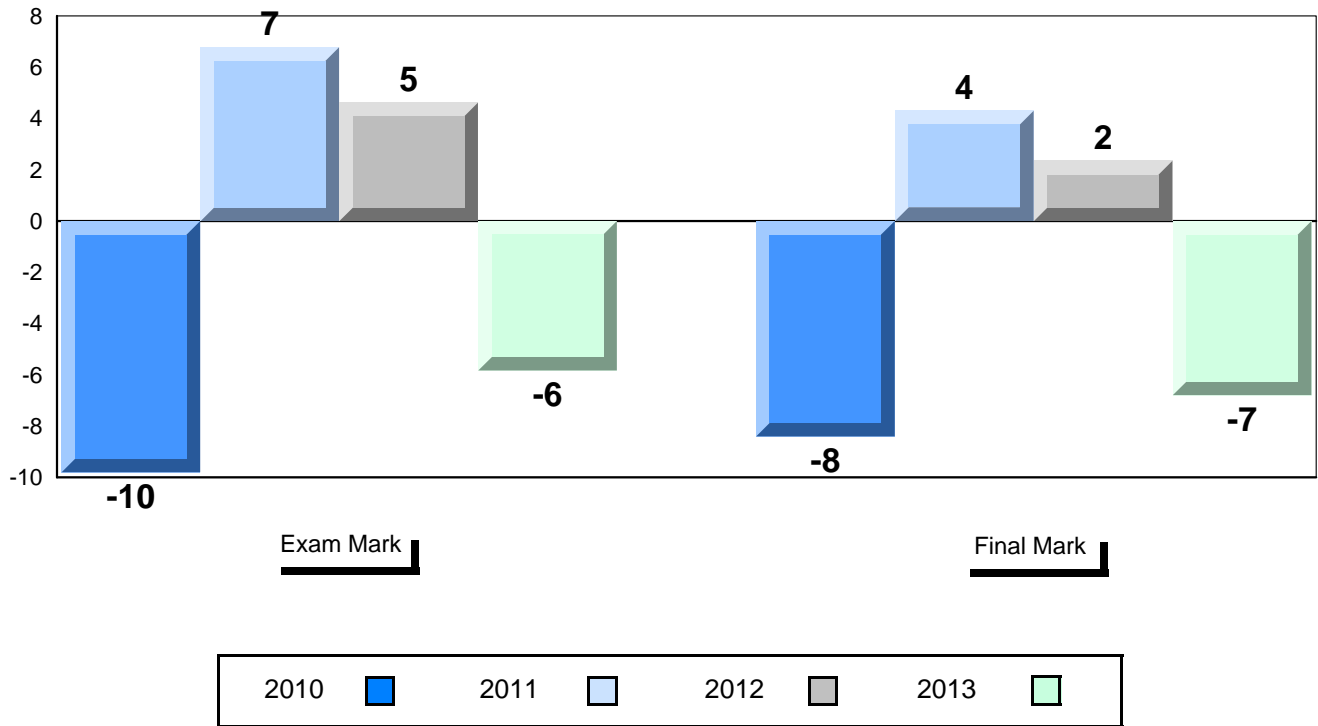


District 4 - Eastern

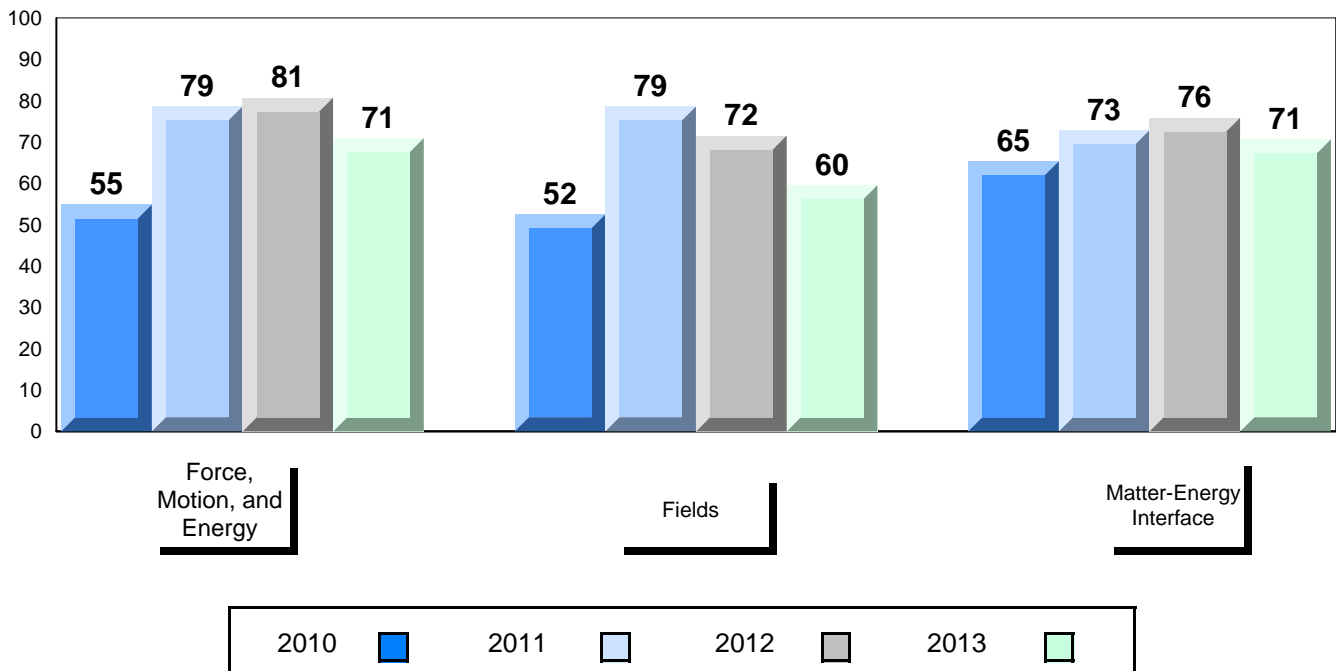
#219 - Marystown Central High School, Marystown

Grades: 10-12

Difference from Provincial Mean, 2010-2013



4 Year Public Exam (Subtest) Mark Trend 2010-2013



District 4 - Eastern

#228 - St. Lawrence Academy, St. Lawrence

Grades: K-12

Number of Students 2

Physics 3204

School
District
Province

Subtest

**Force,
Motion, and
Energy**

School
District
Province

Fields

School
District
Province

**Matter-Energy
Interface**

School
District
Province

Public Exam Mark	School vs District	School vs Province
<i>School data with 5 or fewer students withheld for reasons of confidentiality.</i>		

Final Mark	School vs District	School vs Province
<i>School data with 5 or fewer students withheld for reasons of confidentiality.</i>		

Average Mark, 2010-2013

School data with 5 or fewer students withheld for reasons of confidentiality.

Exam Mark

Final Mark




District 4 - Eastern

#228 - St. Lawrence Academy, St. Lawrence

Grades: K-12

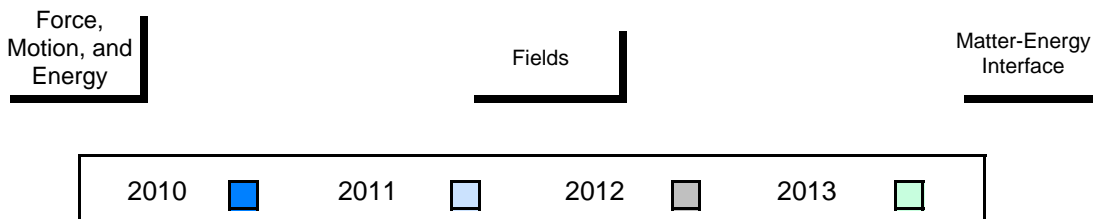
Difference from Provincial Mean, 2010-2013

School data with 5 or fewer students withheld for reasons of confidentiality.



4 Year Public Exam (Subtest) Mark Trend 2010-2013

School data with 5 or fewer students withheld for reasons of confidentiality.



District 4 - Eastern

#229 - St. Joseph's All Grade, Terrenceville

Grades: K-12

Number of Students 1

Physics 3204 School
 District
 Province

Subtest

Force, Motion, and Energy School
 District
 Province

Fields School
 District
 Province

Matter-Energy Interface School
 District
 Province

Public Exam Mark	School vs District	School vs Province
<i>School data with 5 or fewer students withheld for reasons of confidentiality.</i>		

Final Mark	School vs District	School vs Province
<i>School data with 5 or fewer students withheld for reasons of confidentiality.</i>		

Average Mark, 2010-2013

School data with 5 or fewer students withheld for reasons of confidentiality.

Exam Mark

Final Mark




District 4 - Eastern

#229 - St. Joseph's All Grade, Terrenceville

Grades: K-12

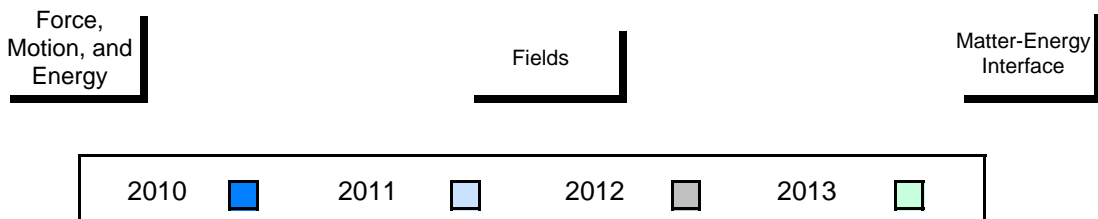
Difference from Provincial Mean, 2010-2013

School data with 5 or fewer students withheld for reasons of confidentiality.



4 Year Public Exam (Subtest) Mark Trend 2010-2013

School data with 5 or fewer students withheld for reasons of confidentiality.



District 4 - Eastern

#231 - Discovery Collegiate, Bonavista

Grades: 9-12

Number of Students 2

Physics 3204

School
District
Province

Subtest

**Force,
Motion, and
Energy**

School
District
Province

Fields

School
District
Province

**Matter-Energy
Interface**

School
District
Province

Public Exam Mark	School vs District	School vs Province
<i>School data with 5 or fewer students withheld for reasons of confidentiality.</i>		

Final Mark	School vs District	School vs Province
<i>School data with 5 or fewer students withheld for reasons of confidentiality.</i>		

Average Mark, 2010-2013

School data with 5 or fewer students withheld for reasons of confidentiality.

Exam Mark

Final Mark




District 4 - Eastern

#231 - Discovery Collegiate, Bonavista

Grades: 9-12

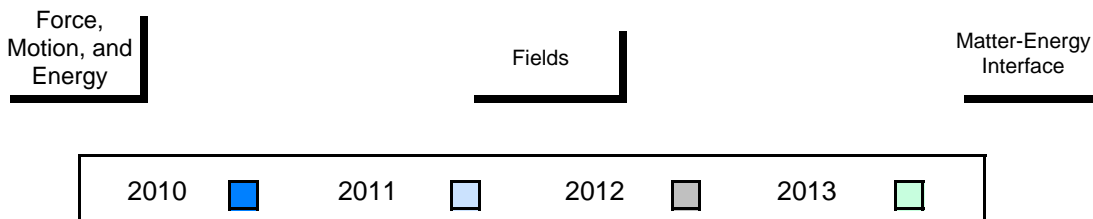
Difference from Provincial Mean, 2010-2013

School data with 5 or fewer students withheld for reasons of confidentiality.



4 Year Public Exam (Subtest) Mark Trend 2010-2013

School data with 5 or fewer students withheld for reasons of confidentiality.



District 4 - Eastern

#235 - Clarenville High School, Clarenville

Grades: 10-12

Number of Students 12

Physics 3204

School
District
Province

Public Exam Mark	School vs District	School vs Province
80.9	▲	▲
72.8		
72.9		

Final Mark	School vs District	School vs Province
80.9	▲	▲
74.8		
75.0		

Subtest

Force, Motion, and Energy

School
District
Province

82.3	▲	▲
74.7		
75.0		

Fields

School
District
Province

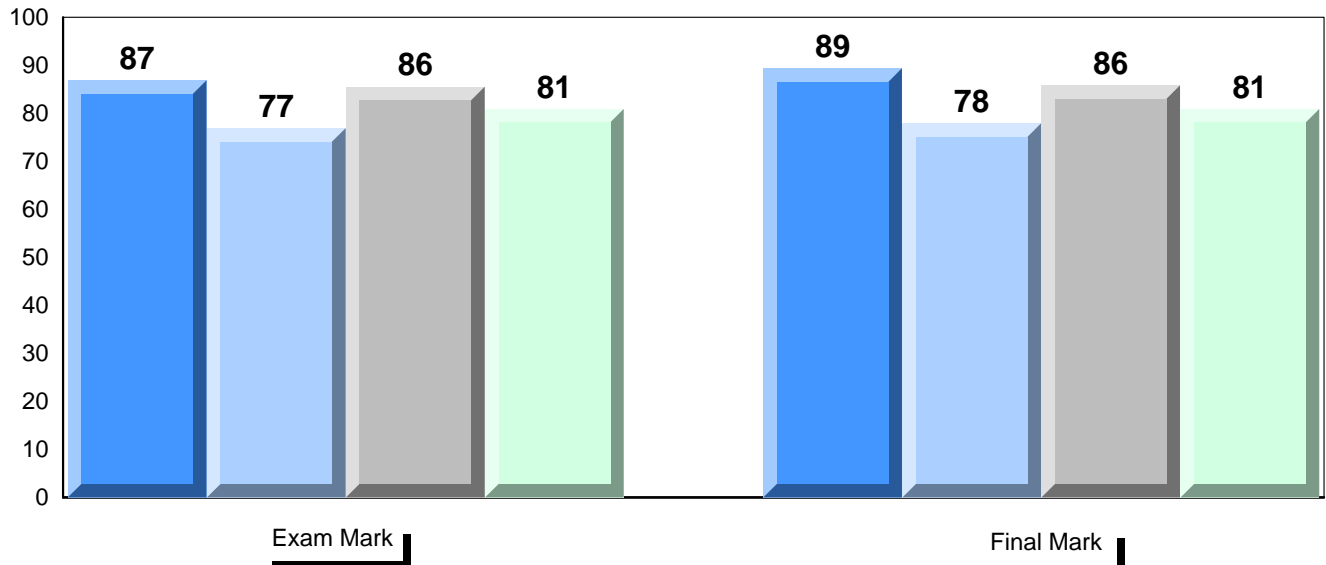
78.7	▲	▲
71.1		
70.9		

Matter-Energy Interface

School
District
Province

77.3	▲	▲
68.3		
68.6		

Average Mark, 2010-2013

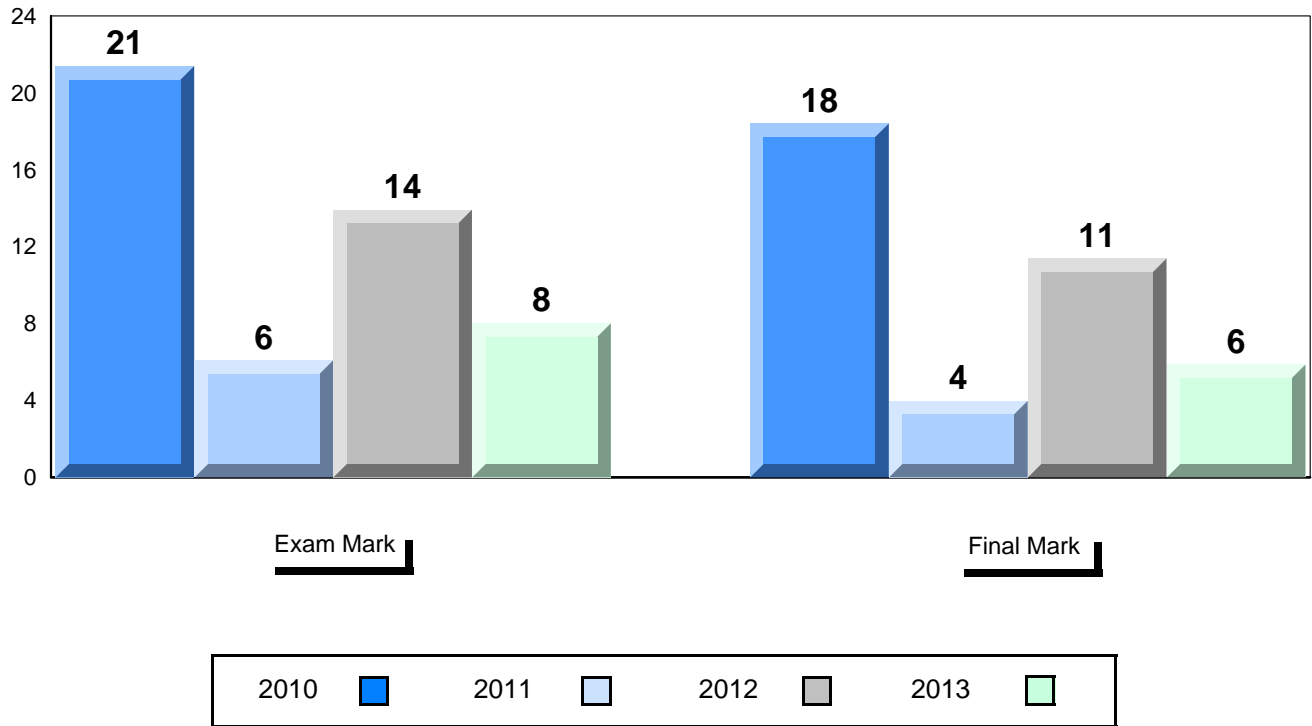


District 4 - Eastern

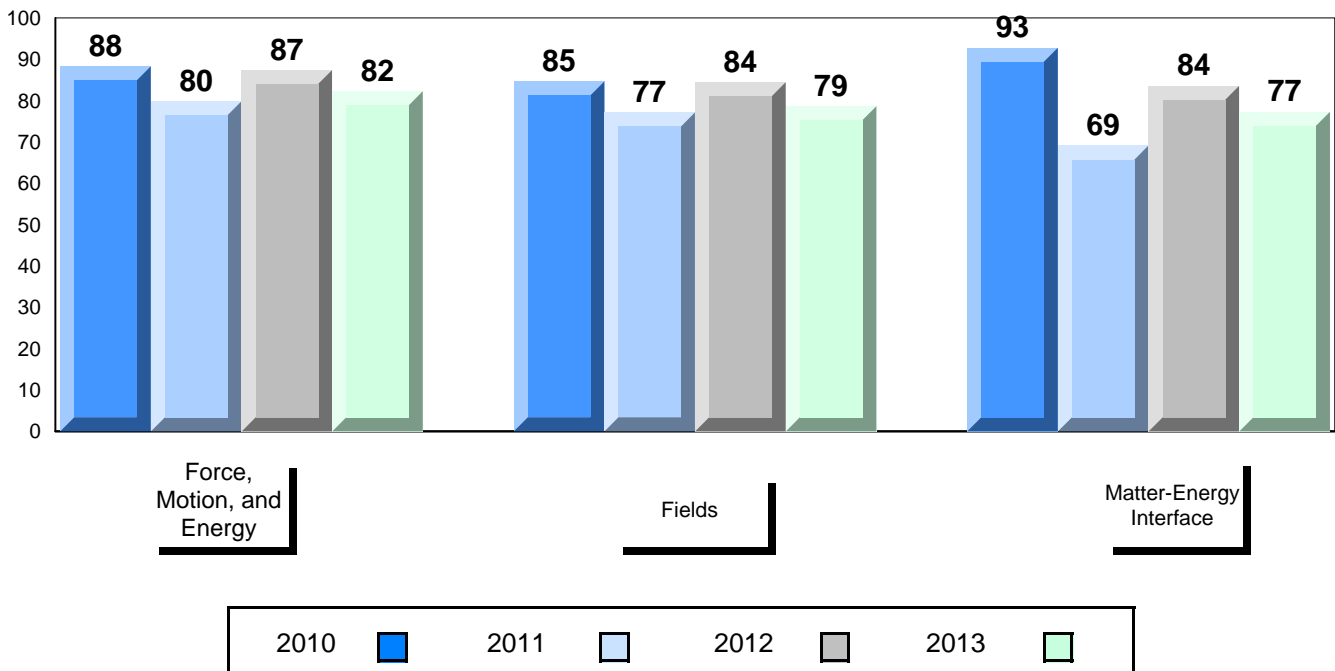
#235 - Clarenville High School, Clarenville

Grades: 10-12

Difference from Provincial Mean, 2010-2013



4 Year Public Exam (Subtest) Mark Trend 2010-2013



District 4 - Eastern

#242 - Random Island Academy, Hickman's Harbour

Grades: K-12

Number of Students 1

Physics 3204

School
District
Province

Subtest

**Force,
Motion, and
Energy**

School
District
Province

Fields

School
District
Province

**Matter-Energy
Interface**

School
District
Province

Public Exam Mark	School vs District	School vs Province
<i>School data with 5 or fewer students withheld for reasons of confidentiality.</i>		

Final Mark	School vs District	School vs Province
<i>School data with 5 or fewer students withheld for reasons of confidentiality.</i>		

Average Mark, 2010-2013

School data with 5 or fewer students withheld for reasons of confidentiality.

Exam Mark

Final Mark




District 4 - Eastern

#242 - Random Island Academy, Hickman's Harbour

Grades: K-12

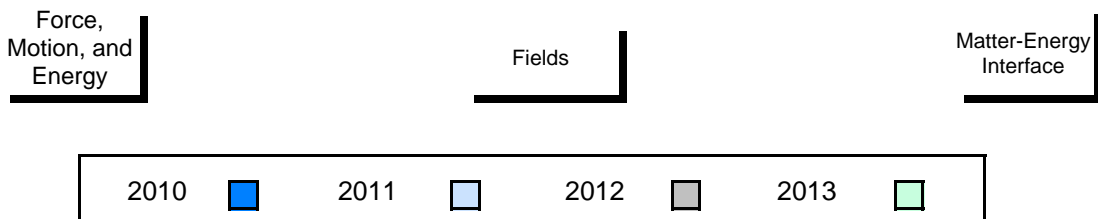
Difference from Provincial Mean, 2010-2013

School data with 5 or fewer students withheld for reasons of confidentiality.



4 Year Public Exam (Subtest) Mark Trend 2010-2013

School data with 5 or fewer students withheld for reasons of confidentiality.



District 4 - Eastern

#246 - Swift Current Academy, Swift Current

Grades: K-12

Number of Students 1

Physics 3204

School
District
Province

Subtest

**Force,
Motion, and
Energy**

School
District
Province

Fields

School
District
Province

**Matter-Energy
Interface**

School
District
Province

Public Exam Mark	School vs District	School vs Province
<i>School data with 5 or fewer students withheld for reasons of confidentiality.</i>		


Final Mark	School vs District	School vs Province
<i>School data with 5 or fewer students withheld for reasons of confidentiality.</i>		

Average Mark, 2010-2013

School data with 5 or fewer students withheld for reasons of confidentiality.

Exam Mark

Final Mark




District 4 - Eastern

#246 - Swift Current Academy, Swift Current

Grades: K-12

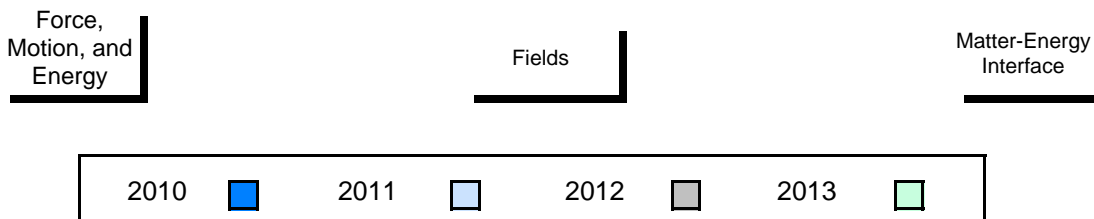
Difference from Provincial Mean, 2010-2013

School data with 5 or fewer students withheld for reasons of confidentiality.



4 Year Public Exam (Subtest) Mark Trend 2010-2013

School data with 5 or fewer students withheld for reasons of confidentiality.



District 4 - Eastern

#247 - Roncalli Central High, Avondale

Grades: 7-12

Number of Students 5

Physics 3204

School
District
Province

Subtest

**Force,
Motion, and
Energy**

School
District
Province

Fields

School
District
Province

**Matter-Energy
Interface**

School
District
Province

Public Exam Mark	School vs District	School vs Province
<i>School data with 5 or fewer students withheld for reasons of confidentiality.</i>		

Final Mark	School vs District	School vs Province
<i>School data with 5 or fewer students withheld for reasons of confidentiality.</i>		

Average Mark, 2010-2013

School data with 5 or fewer students withheld for reasons of confidentiality.

Exam Mark

Final Mark




District 4 - Eastern

#247 - Roncalli Central High, Avondale

Grades: 7-12

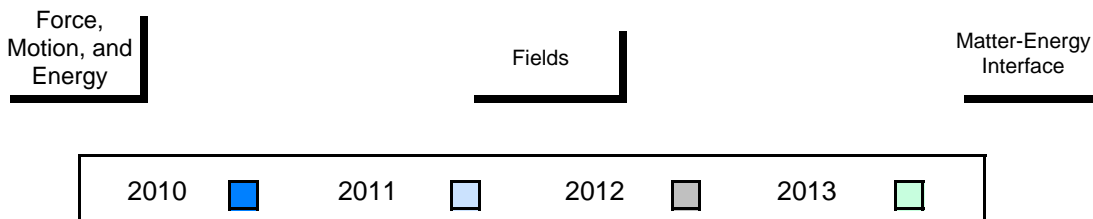
Difference from Provincial Mean, 2010-2013

School data with 5 or fewer students withheld for reasons of confidentiality.



4 Year Public Exam (Subtest) Mark Trend 2010-2013

School data with 5 or fewer students withheld for reasons of confidentiality.



District 4 - Eastern

#249 - Ascension Collegiate, Bay Roberts

Grades: 10-12

Number of Students 32

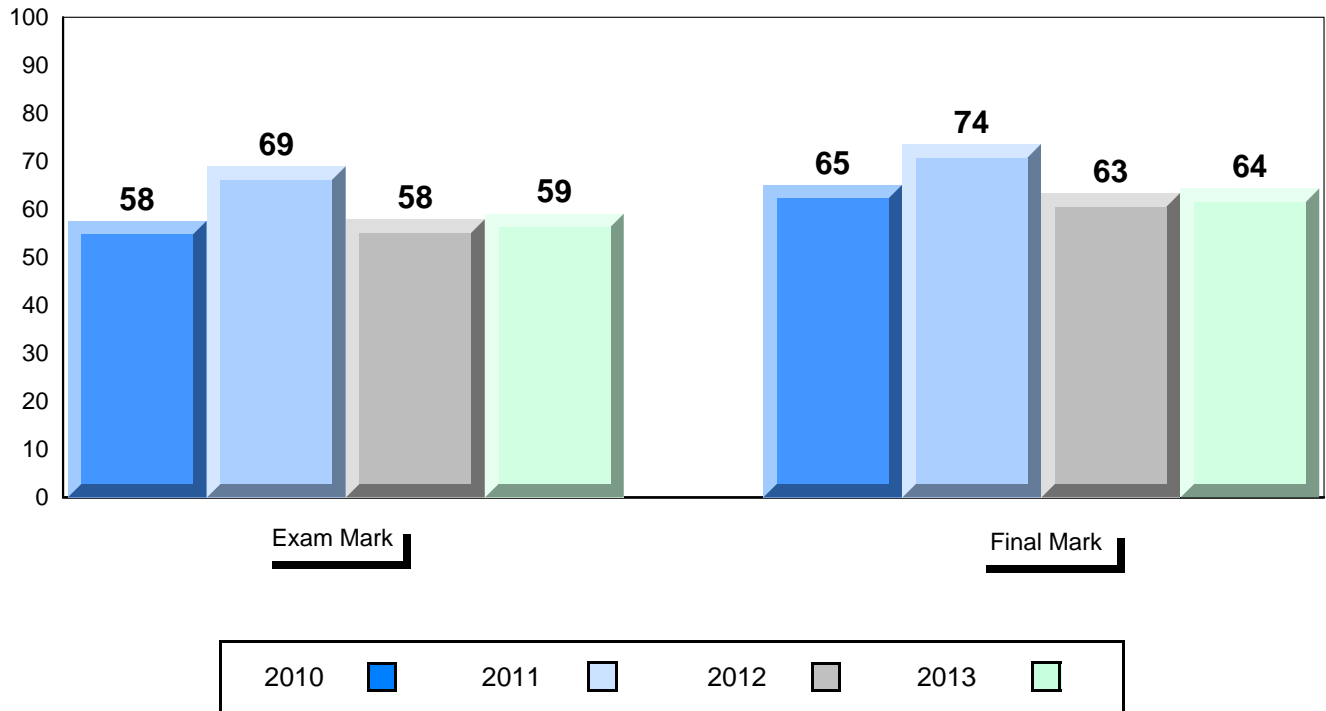
Physics 3204

School
District
Province

Public Exam Mark	School vs District	School vs Province
59.1	▼	▼
72.8		
72.9		
Subtest		
Force, Motion, and Energy	School	School
60.6	▼	▼
74.7		
75.0		
Fields	School	School
55.9	▼	▼
71.1		
70.9		
Matter-Energy Interface	School	School
58.0	▼	▼
68.3		
68.6		

Final Mark	School vs District	School vs Province
64.3	▼	▼
74.8		
75.0		

Average Mark, 2010-2013

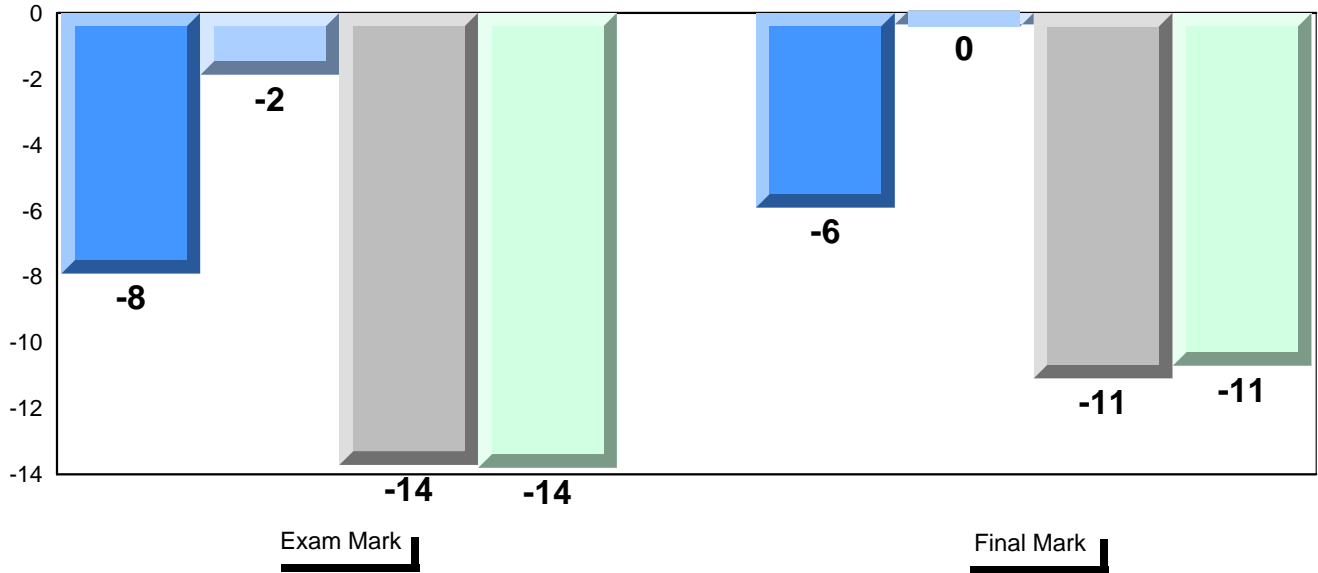


District 4 - Eastern


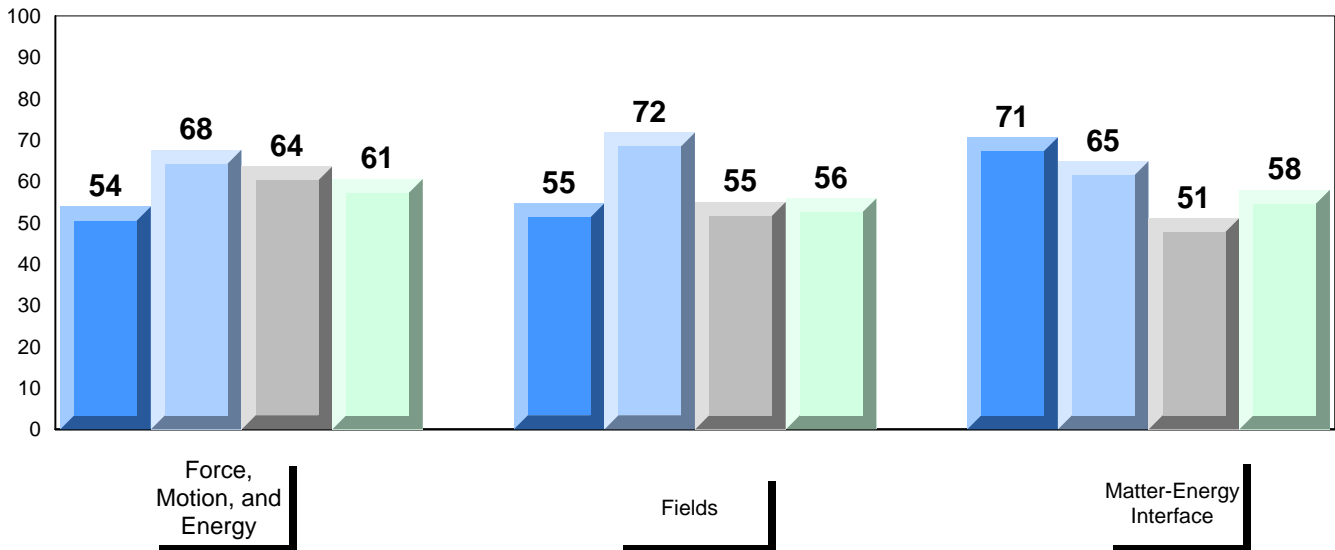
#249 - Ascension Collegiate, Bay Roberts

Grades: 10-12

Difference from Provincial Mean, 2010-2013



4 Year Public Exam (Subtest) Mark Trend 2010-2013



District 4 - Eastern

#253 - Carbonear Collegiate, Carbonear

Grades: 10-12

Number of Students 28

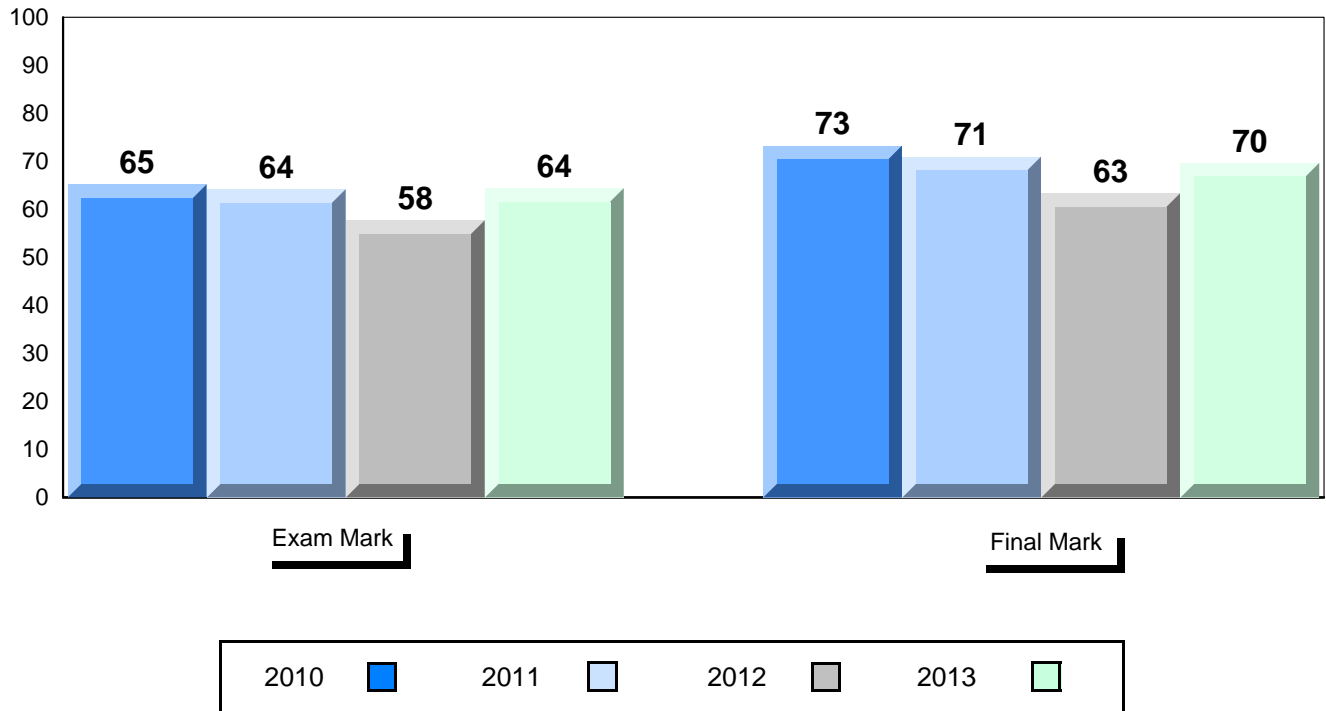
Physics 3204

School
District
Province

Public Exam Mark	School vs District	School vs Province
64.4	▼	▼
72.8		
72.9		
Subtest		
Force, Motion, and Energy	School District Province	School vs District vs Province
66.3	▼	▼
74.7		
75.0		
Fields	School District Province	School vs District vs Province
65.4	▼	▼
71.1		
70.9		
Matter-Energy Interface	School District Province	School vs District vs Province
55.9	▼	▼
68.3		
68.6		

Final Mark	School vs District	School vs Province
69.7	▼	▼
74.8		
75.0		

Average Mark, 2010-2013

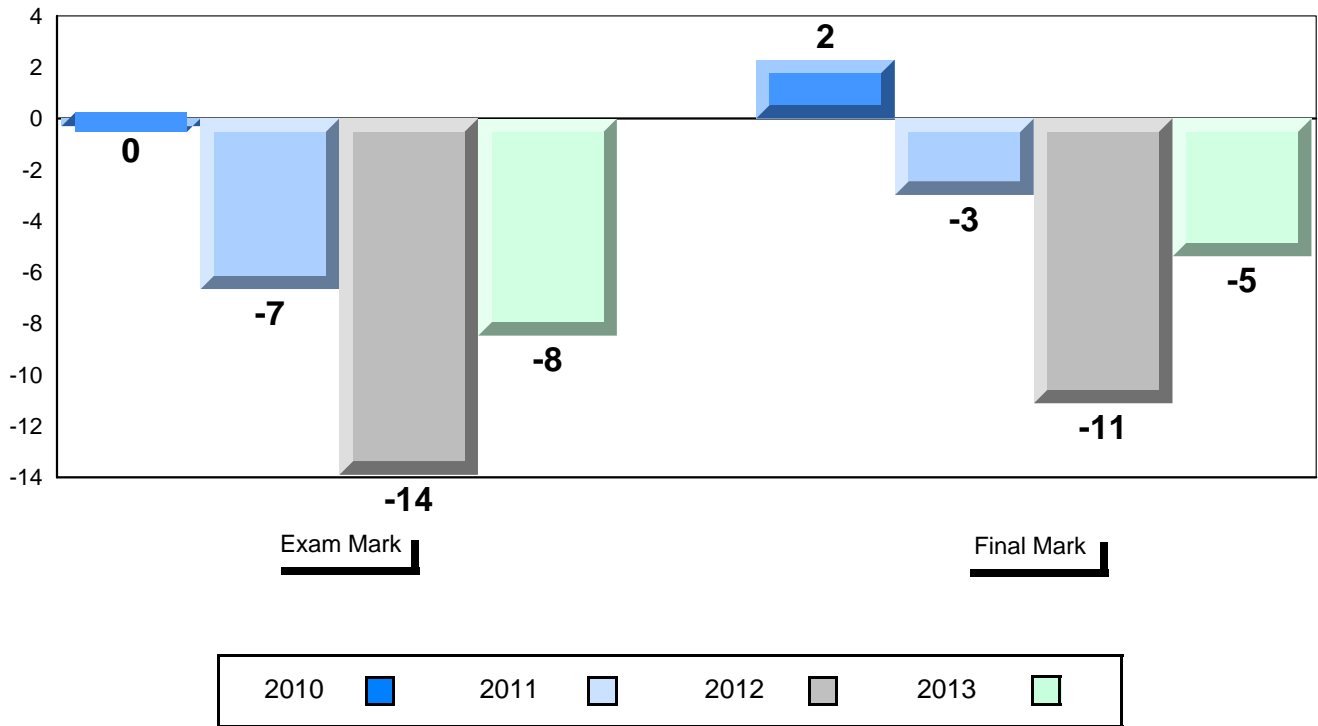


District 4 - Eastern

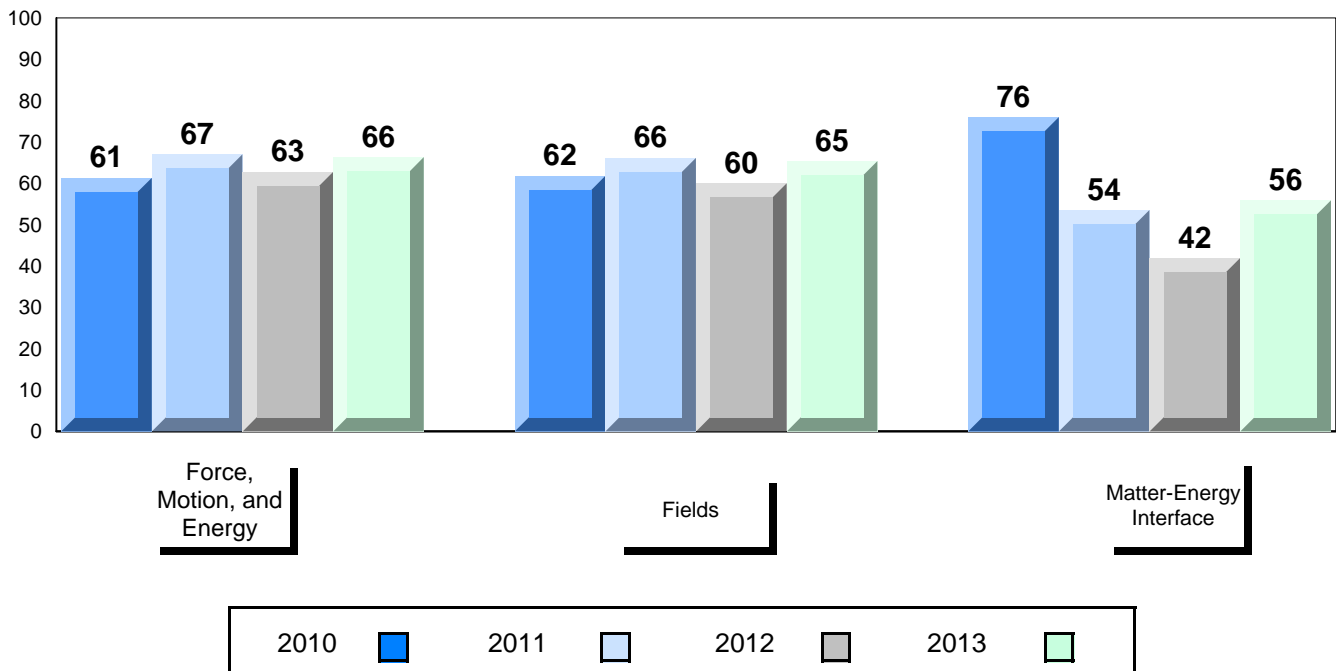
#253 - Carbonear Collegiate, Carbonear

Grades: 10-12

Difference from Provincial Mean, 2010-2013



4 Year Public Exam (Subtest) Mark Trend 2010-2013



District 4 - Eastern

#274 - St. Catherine's Academy, Mount Carmel

Grades: K-12

Number of Students 1

Physics 3204

School
District
Province

Subtest

**Force,
Motion, and
Energy**

School
District
Province

Fields

School
District
Province

**Matter-Energy
Interface**

School
District
Province

Public Exam Mark	School vs District	School vs Province
<i>School data with 5 or fewer students withheld for reasons of confidentiality.</i>		

Final Mark	School vs District	School vs Province
<i>School data with 5 or fewer students withheld for reasons of confidentiality.</i>		

Average Mark, 2010-2013

School data with 5 or fewer students withheld for reasons of confidentiality.

Exam Mark

Final Mark




District 4 - Eastern

#274 - St. Catherine's Academy, Mount Carmel

Grades: K-12

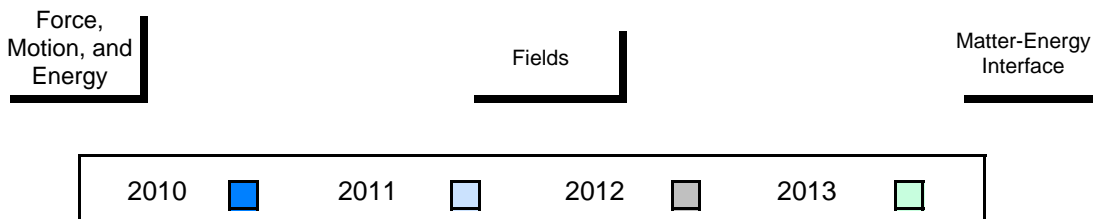
Difference from Provincial Mean, 2010-2013

School data with 5 or fewer students withheld for reasons of confidentiality.



4 Year Public Exam (Subtest) Mark Trend 2010-2013

School data with 5 or fewer students withheld for reasons of confidentiality.



District 4 - Eastern

#280 - Laval High School, Placentia

Grades: 7-12

Number of Students 18

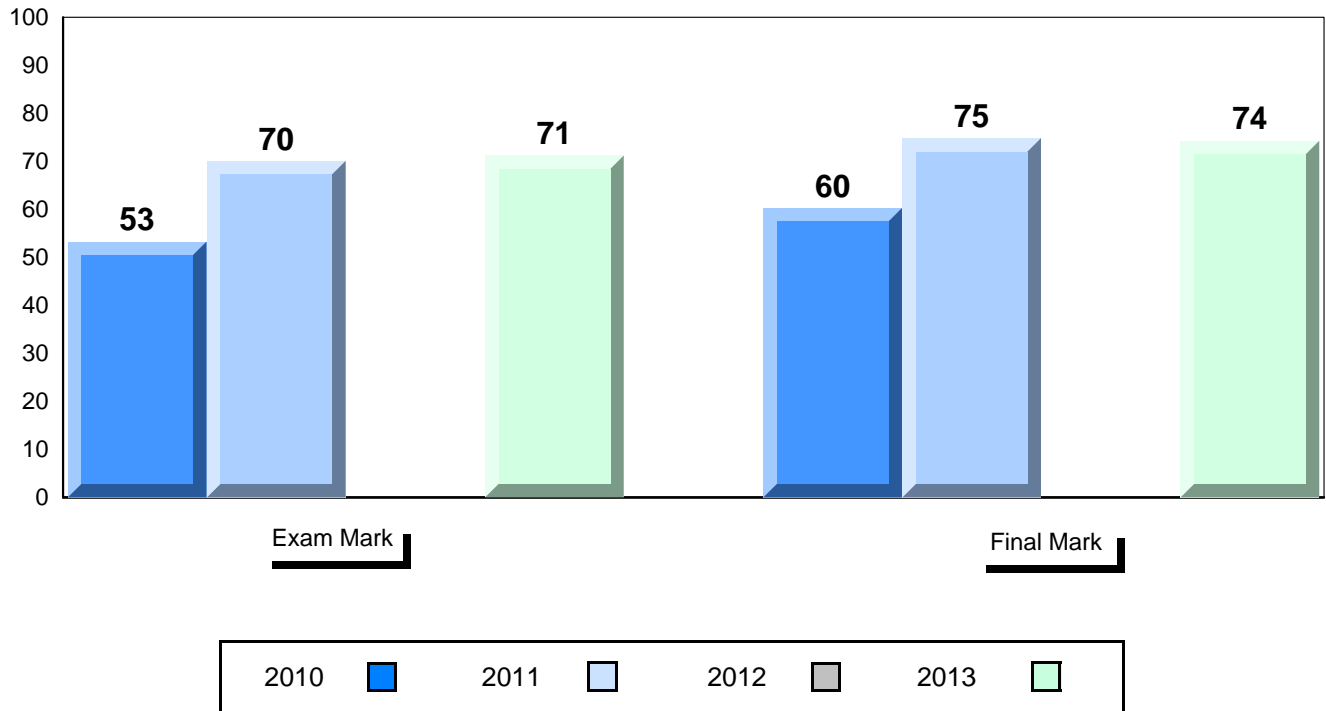
Physics 3204

School
District
Province

Public Exam Mark	School vs District	School vs Province
71.2	▼	▼
72.8		
72.9		
Subtest		
Force, Motion, and Energy	School	School
72.8	▼	▼
74.7		
75.0		
Fields	School	School
68.0	▼	▼
71.1		
70.9		
Matter-Energy Interface	School	School
71.3	▲	▲
68.3		
68.6		

Final Mark	School vs District	School vs Province
74.3	▼	▼
74.8		
75.0		

Average Mark, 2010-2013


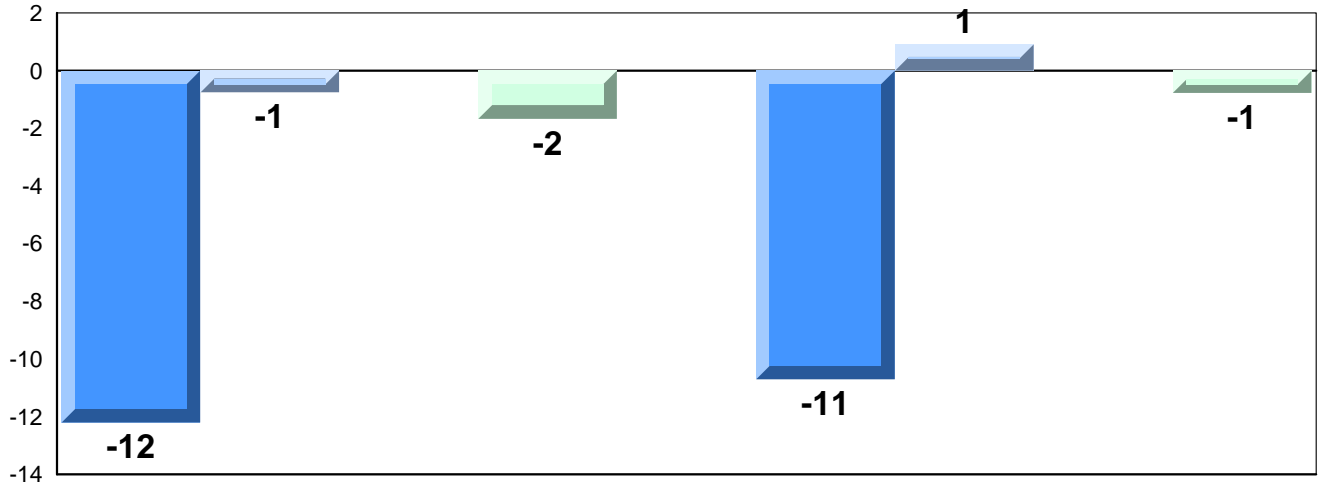


District 4 - Eastern

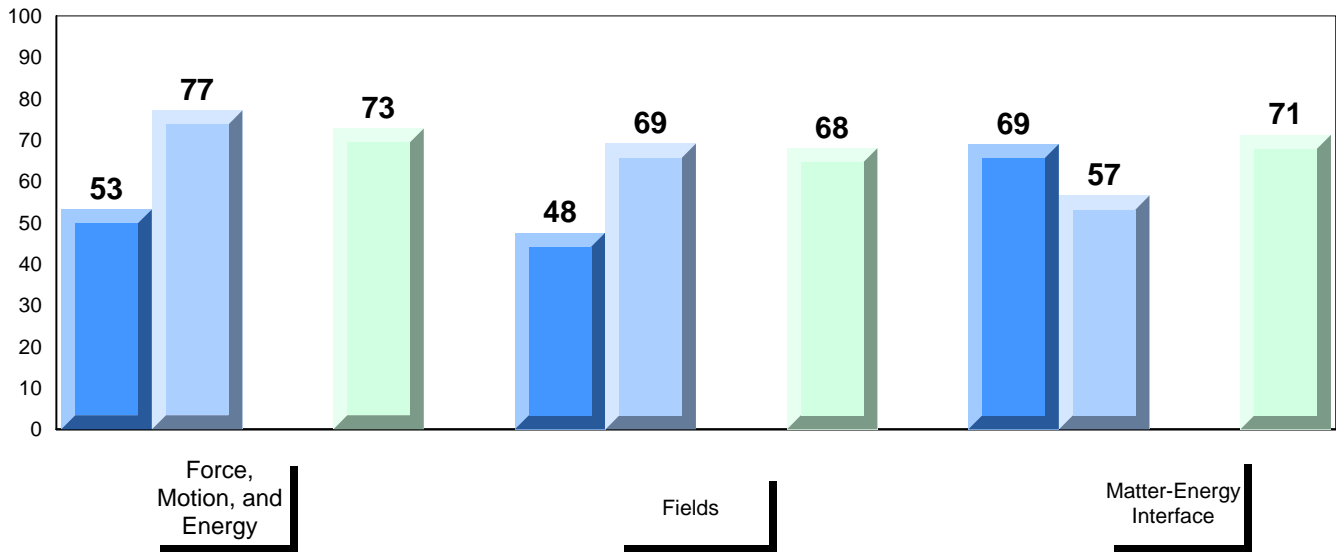
#280 - Laval High School, Placentia

Grades: 7-12

Difference from Provincial Mean, 2010-2013



4 Year Public Exam (Subtest) Mark Trend 2010-2013



District 4 - Eastern

#296 - St. Michael's High, Bell Island

Grades: 7-12

Number of Students 2

Physics 3204

School
District
Province

Subtest

**Force,
Motion, and
Energy**

School
District
Province

Fields

School
District
Province

**Matter-Energy
Interface**

School
District
Province

Public Exam Mark	School vs District	School vs Province
<i>School data with 5 or fewer students withheld for reasons of confidentiality.</i>		

Final Mark	School vs District	School vs Province
<i>School data with 5 or fewer students withheld for reasons of confidentiality.</i>		

Average Mark, 2010-2013

School data with 5 or fewer students withheld for reasons of confidentiality.

Exam Mark

Final Mark




District 4 - Eastern

#296 - St. Michael's High, Bell Island

Grades: 7-12

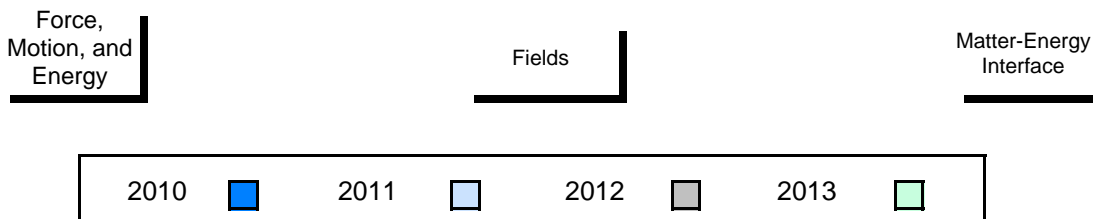
Difference from Provincial Mean, 2010-2013

School data with 5 or fewer students withheld for reasons of confidentiality.



4 Year Public Exam (Subtest) Mark Trend 2010-2013

School data with 5 or fewer students withheld for reasons of confidentiality.



District 4 - Eastern

#302 - Queen Elizabeth Regional High, Conception Bay South (

Grades: 10-12

Number of Students 18

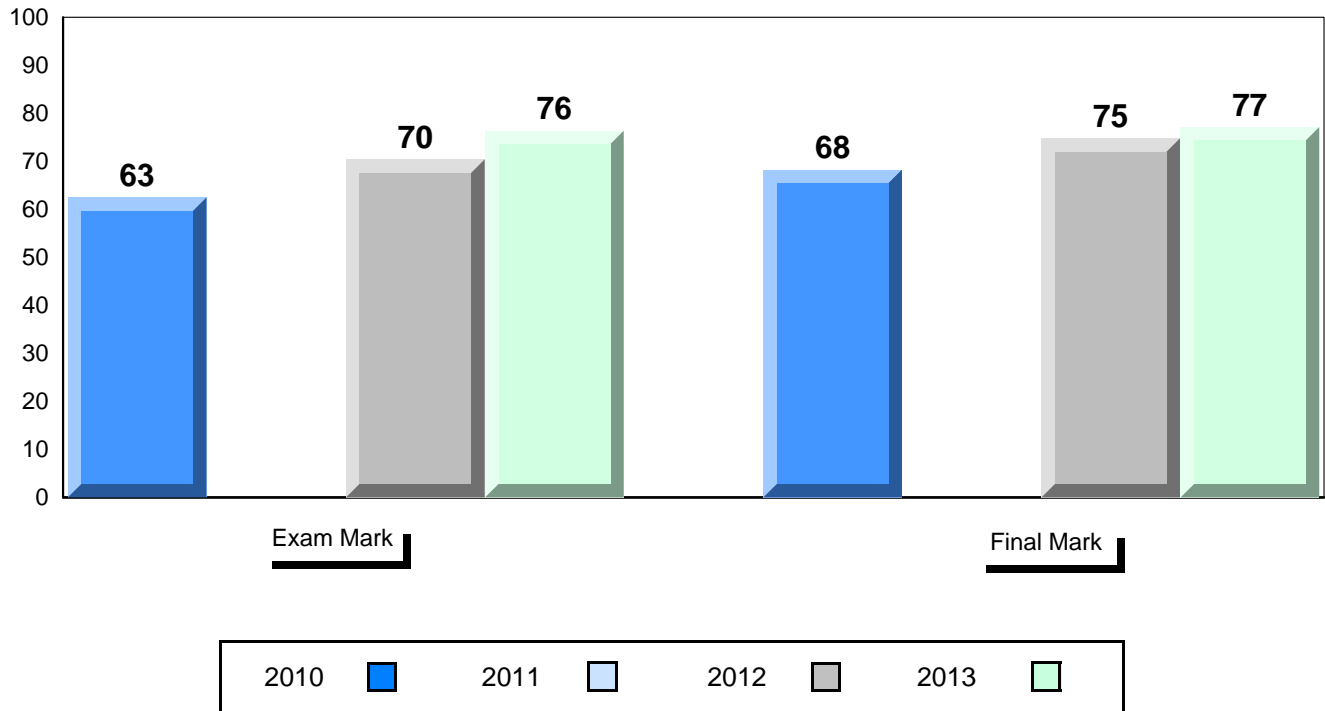
Physics 3204

School
District
Province

Public Exam Mark	School vs District	School vs Province
76.4	▲	▲
72.8		
72.9		
Subtest		
Force, Motion, and Energy	School	School
	District	District
	Province	Province
77.5	▲	▲
74.7		
75.0		
Fields	School	School
	District	District
	Province	Province
74.0	▲	▲
71.1		
70.9		
Matter-Energy Interface	School	School
	District	District
	Province	Province
74.9	▲	▲
68.3		
68.6		

Final Mark	School vs District	School vs Province
77.2	▲	▲
74.8		
75.0		

Average Mark, 2010-2013

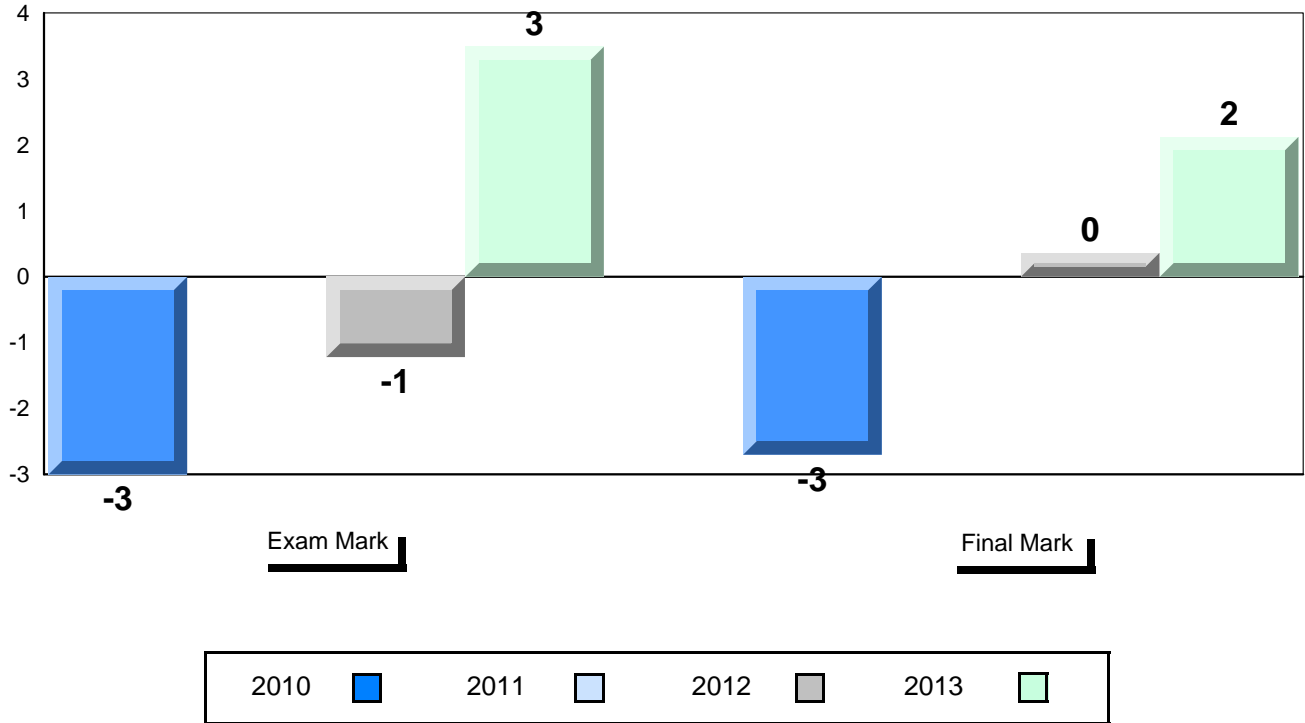


District 4 - Eastern

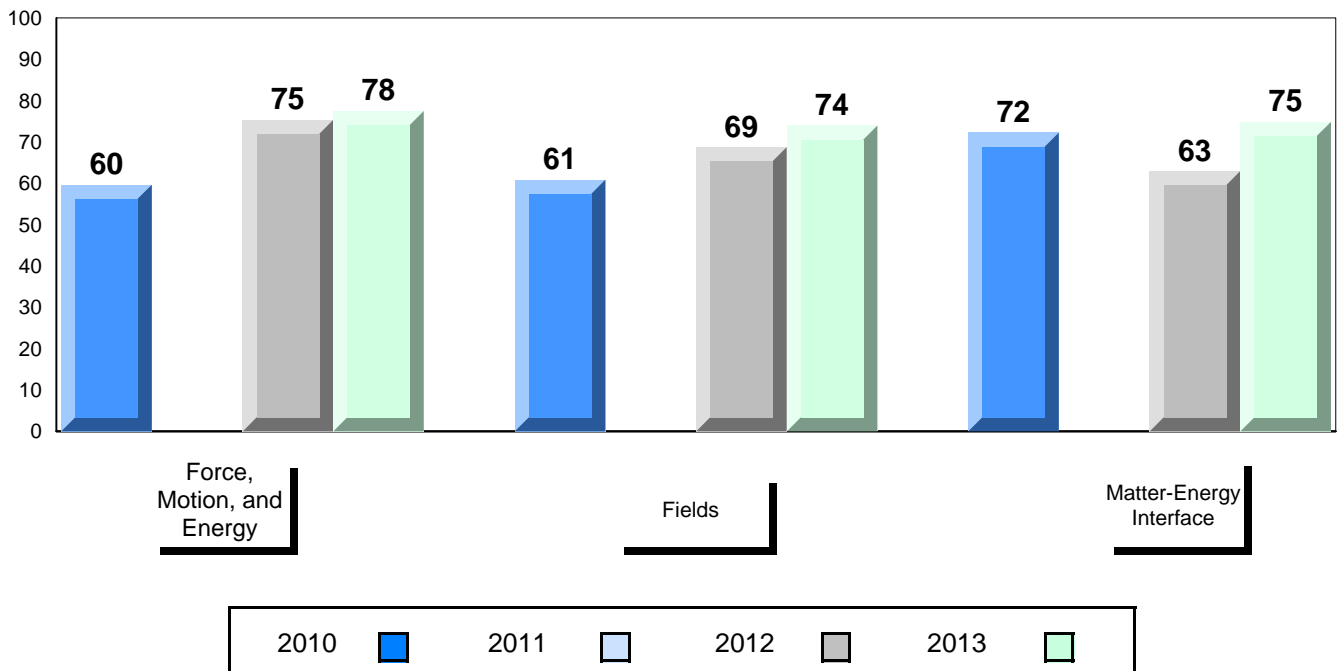
#302 - Queen Elizabeth Regional High, Conception Bay South (

Grades: 10-12

Difference from Provincial Mean, 2010-2013



4 Year Public Exam (Subtest) Mark Trend 2010-2013



District 4 - Eastern

#304 - Holy Spirit High, Conception Bay South (Manuels)

Grades: 9-12

Number of Students 76

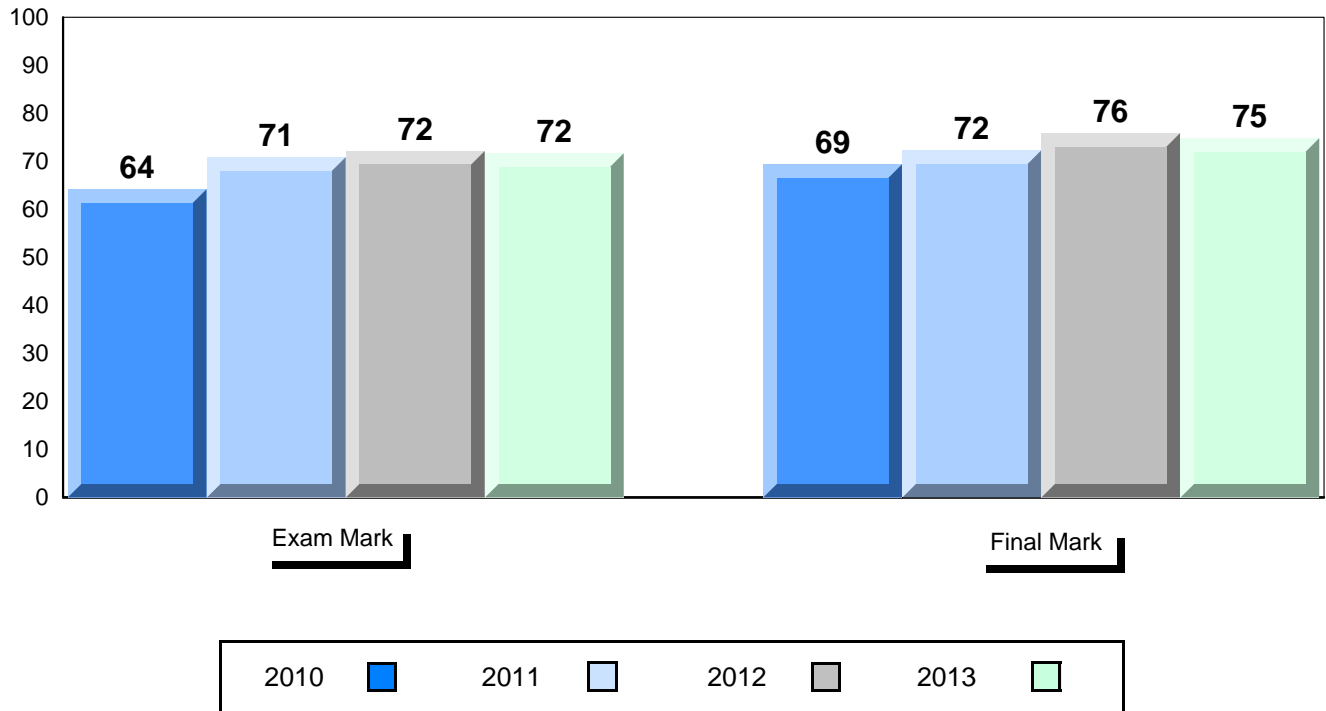
Physics 3204

School
District
Province

Public Exam Mark	School vs District	School vs Province
71.7	▼	▼
72.8		
72.9		
Subtest		
Force, Motion, and Energy	School District Province	
73.2	▼	▼
74.7		
75.0		
Fields	School District Province	
72.3	▲	▲
71.1		
70.9		
Matter-Energy Interface	School District Province	
63.5	▼	▼
68.3		
68.6		

Final Mark	School vs District	School vs Province
74.8	▲	▼
74.8		
75.0		

Average Mark, 2010-2013

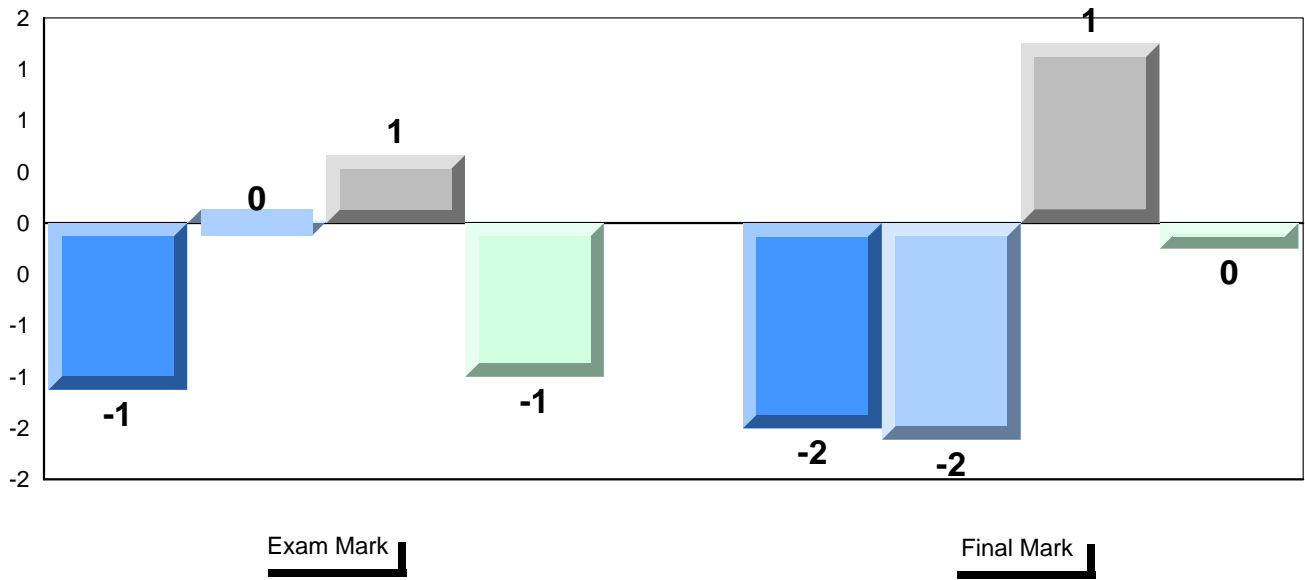


District 4 - Eastern


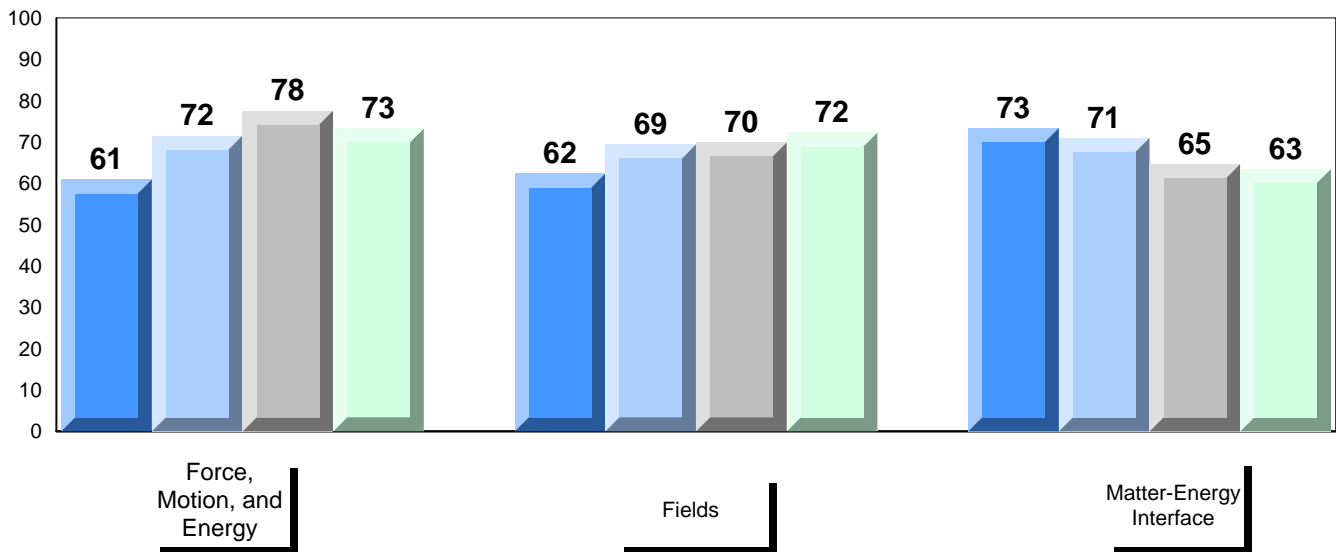
#304 - Holy Spirit High, Conception Bay South (Manuels)

Grades: 9-12

Difference from Provincial Mean, 2010-2013



4 Year Public Exam (Subtest) Mark Trend 2010-2013



District 4 - Eastern

#307 - Mobile Central High, Mobile

Grades: 7-12

Number of Students 2

Physics 3204

School
District
Province

Subtest

**Force,
Motion, and
Energy**

School
District
Province

Fields

School
District
Province

**Matter-Energy
Interface**

School
District
Province

Public Exam Mark	School vs District	School vs Province
<i>School data with 5 or fewer students withheld for reasons of confidentiality.</i>		

Final Mark	School vs District	School vs Province
<i>School data with 5 or fewer students withheld for reasons of confidentiality.</i>		

Average Mark, 2010-2013

School data with 5 or fewer students withheld for reasons of confidentiality.

Exam Mark

Final Mark




District 4 - Eastern

#307 - Mobile Central High, Mobile

Grades: 7-12

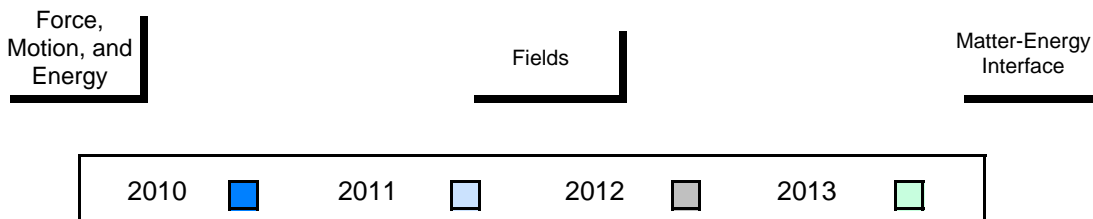
Difference from Provincial Mean, 2010-2013

School data with 5 or fewer students withheld for reasons of confidentiality.



4 Year Public Exam (Subtest) Mark Trend 2010-2013

School data with 5 or fewer students withheld for reasons of confidentiality.



District 4 - Eastern

#311 - Mount Pearl Senior High, Mount Pearl

Grades: 10-12

Number of Students 64

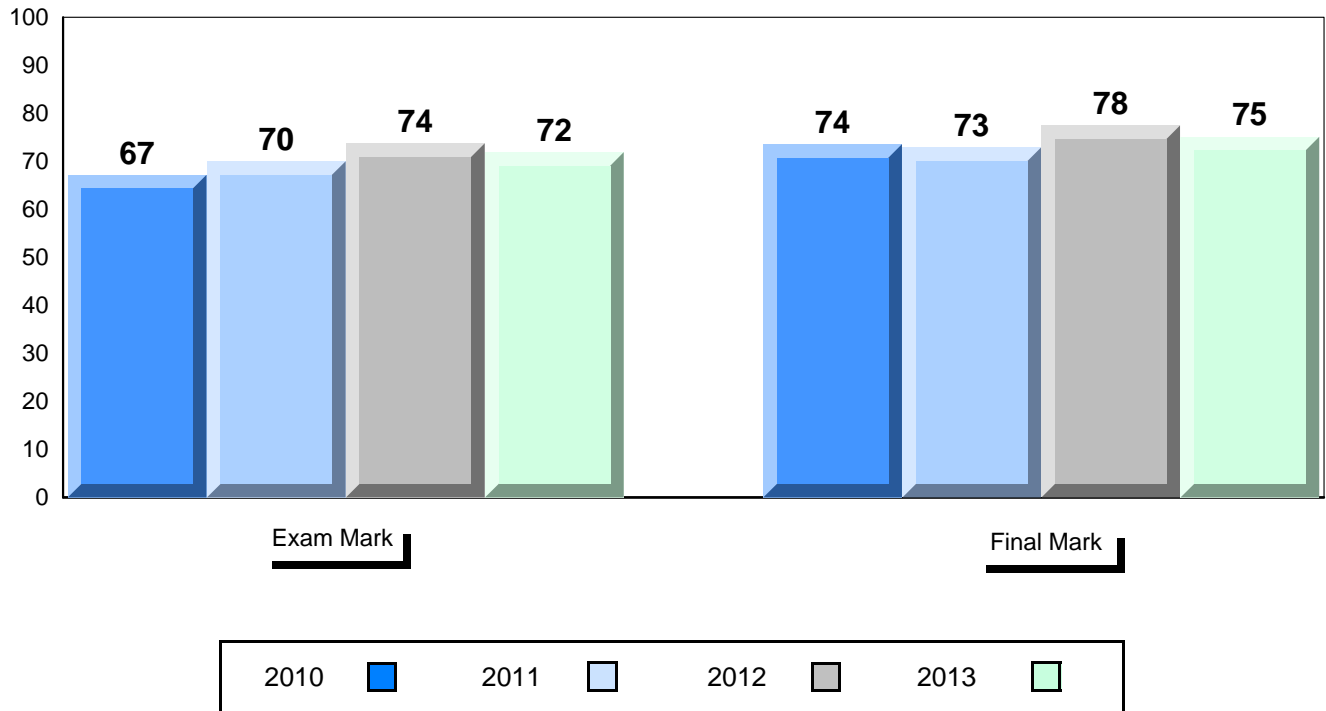
Physics 3204

School
District
Province

Public Exam Mark	School vs District	School vs Province
71.9	▼	▼
72.8		
72.9		
Subtest		
Force, Motion, and Energy	School	School
	District	District
	Province	Province
72.0	▼	▼
74.7		
75.0		
Fields	School	School
	District	District
	Province	Province
71.2	▲	▲
71.1		
70.9		
Matter-Energy Interface	School	School
	District	District
	Province	Province
68.9	▲	▲
68.3		
68.6		

Final Mark	School vs District	School vs Province
75.1	▲	▲
74.8		
75.0		

Average Mark, 2010-2013


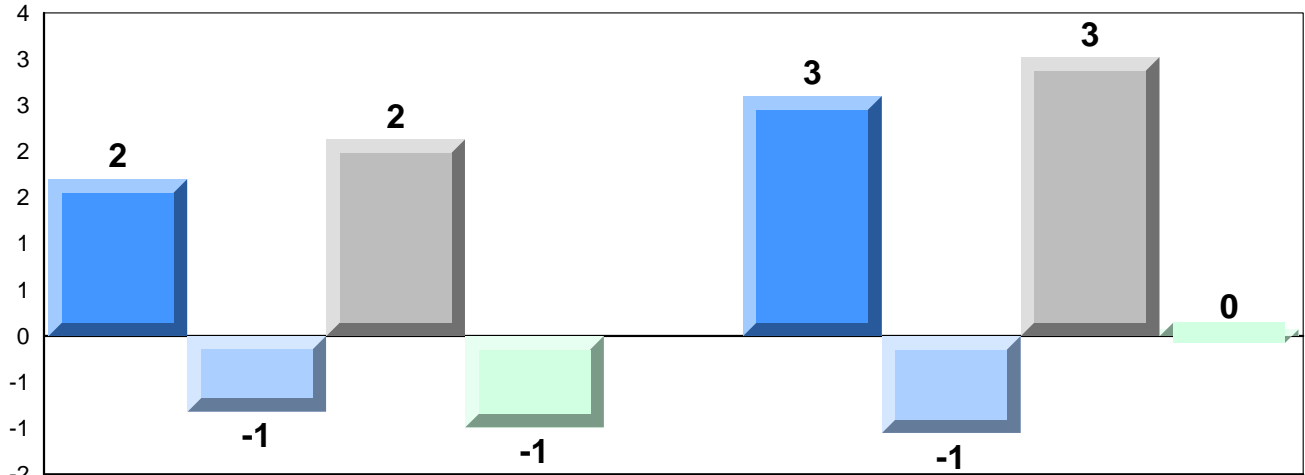


District 4 - Eastern


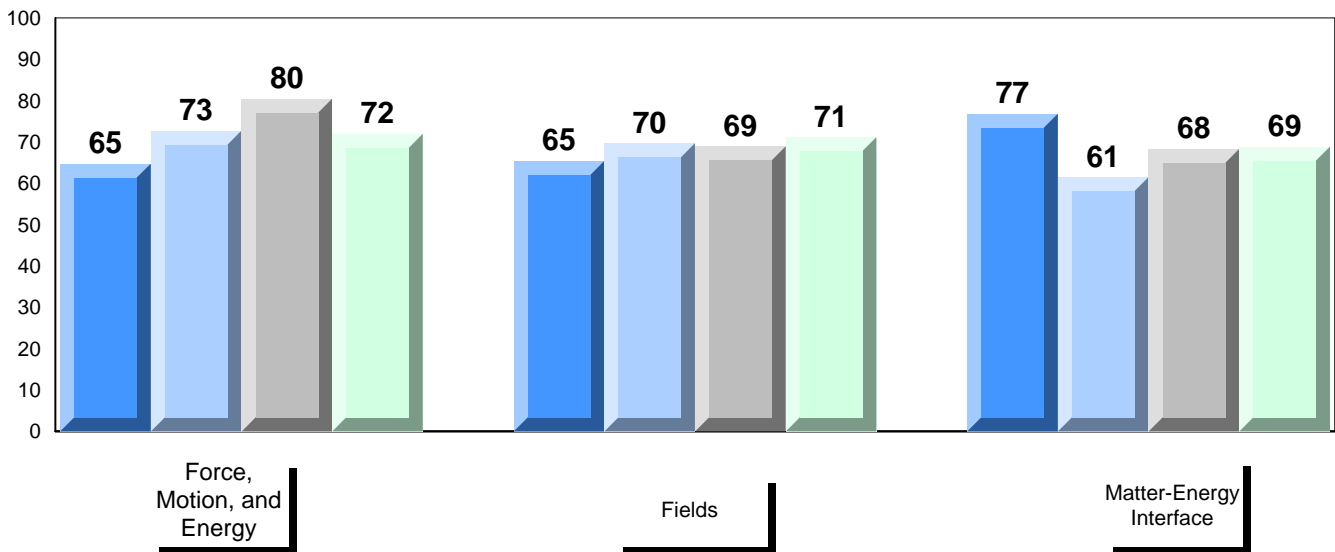
#311 - Mount Pearl Senior High, Mount Pearl

Grades: 10-12

Difference from Provincial Mean, 2010-2013



4 Year Public Exam (Subtest) Mark Trend 2010-2013



District 4 - Eastern

#313 - O'Donel High School, Mount Pearl

Grades: 10-12

Number of Students 62

Physics 3204

School
District
Province

Public Exam Mark

School vs District School vs Province

79.1 ▲ ▲
72.8
72.9

Final Mark

School vs District School vs Province

79.9 ▲ ▲
74.8
75.0

Subtest

Force, Motion, and Energy

School
District
Province

80.4 ▲ ▲
74.7
75.0

Fields

School
District
Province

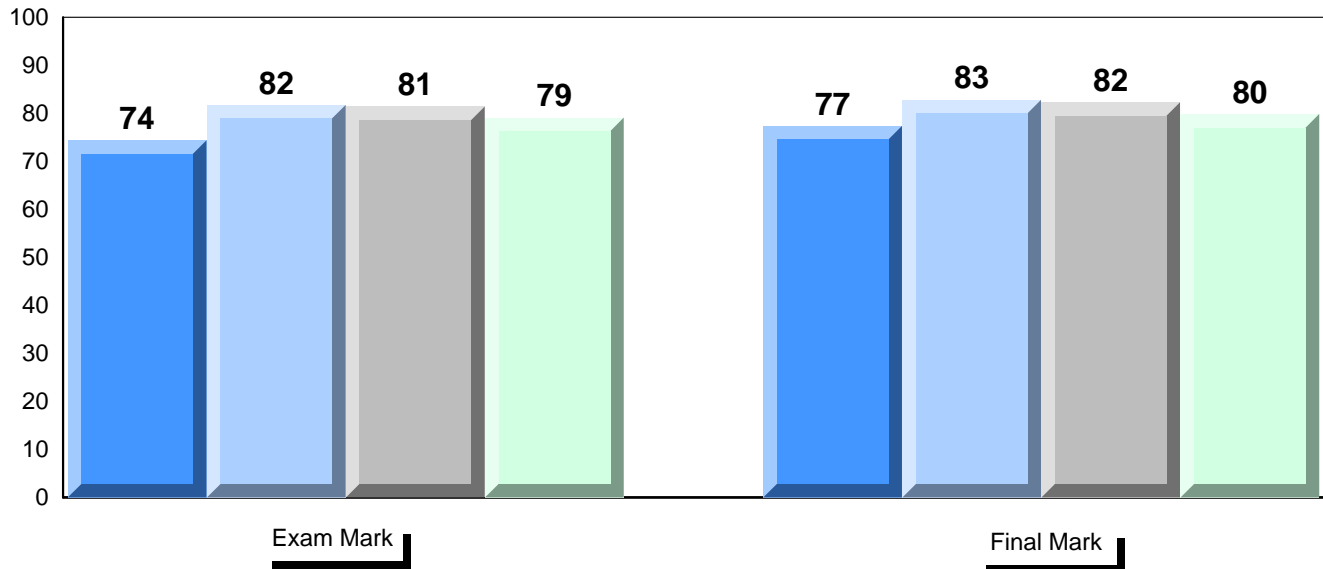
77.4 ▲ ▲
71.1
70.9

Matter-Energy Interface

School
District
Province

75.2 ▲ ▲
68.3
68.6

Average Mark, 2010-2013

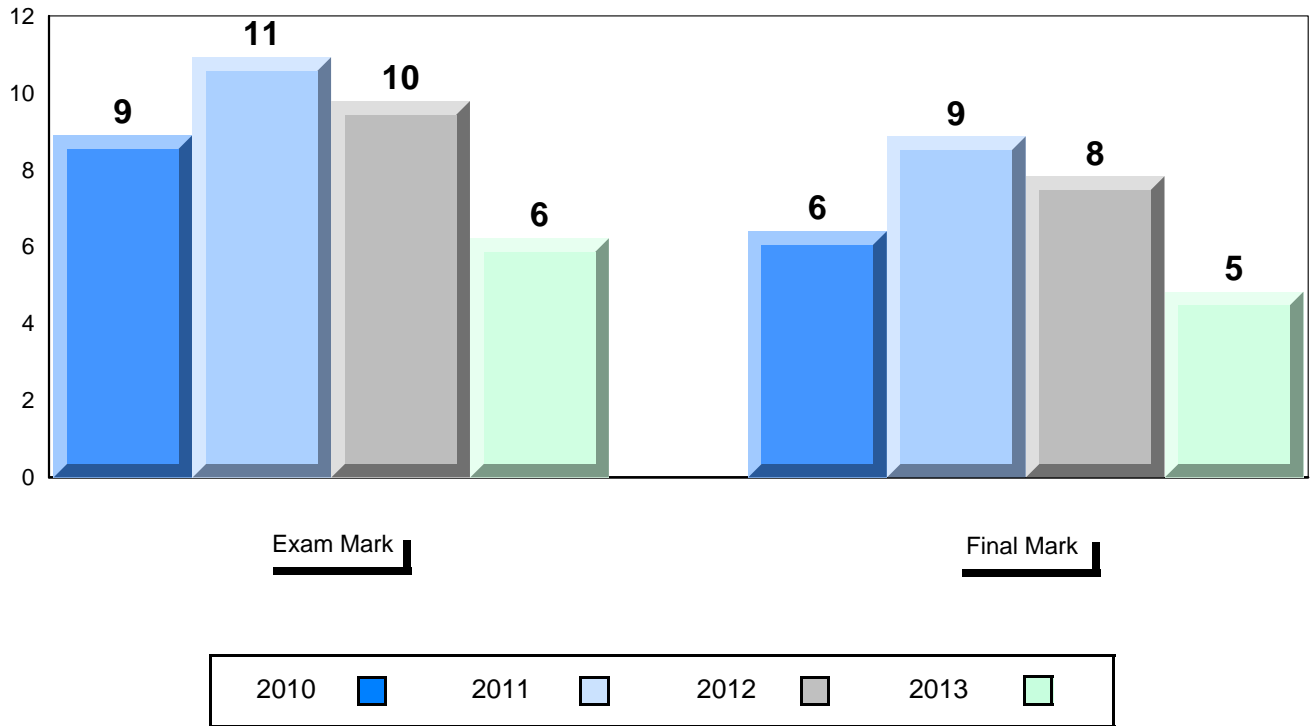


District 4 - Eastern

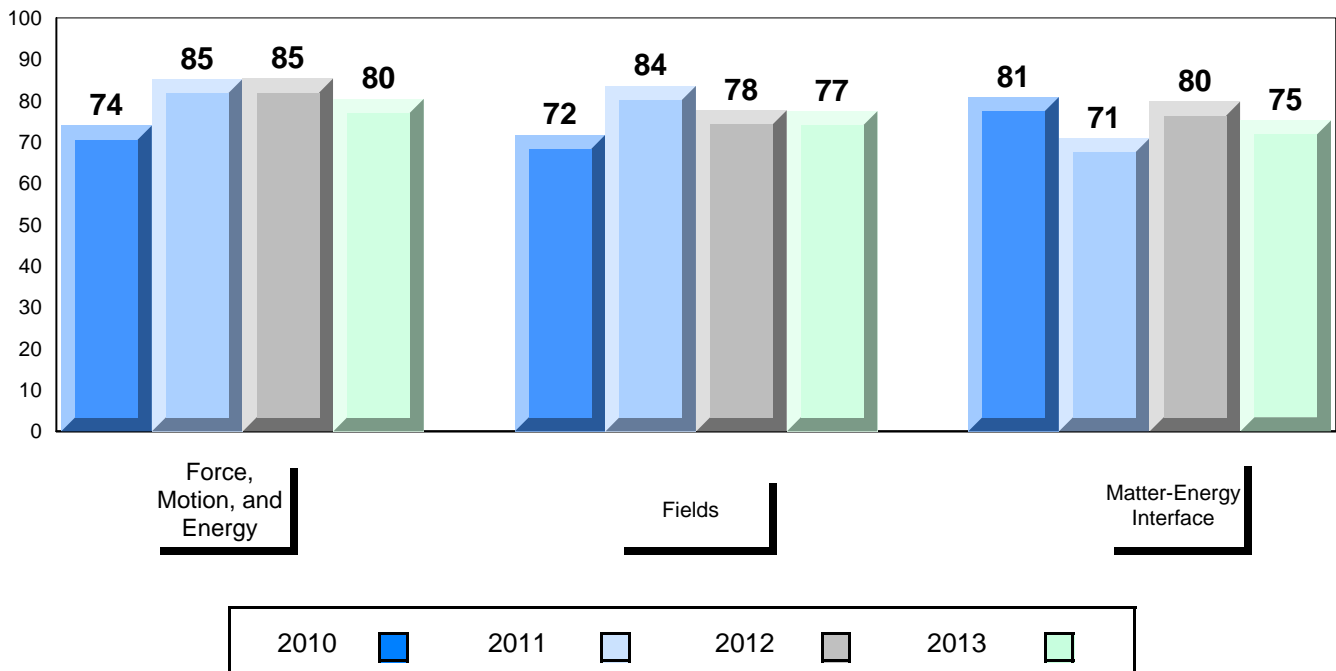
#313 - O'Donel High School, Mount Pearl

Grades: 10-12

Difference from Provincial Mean, 2010-2013



4 Year Public Exam (Subtest) Mark Trend 2010-2013



District 4 - Eastern

#327 - Bishops College High, St. John's

Grades: 10-12

Number of Students 57

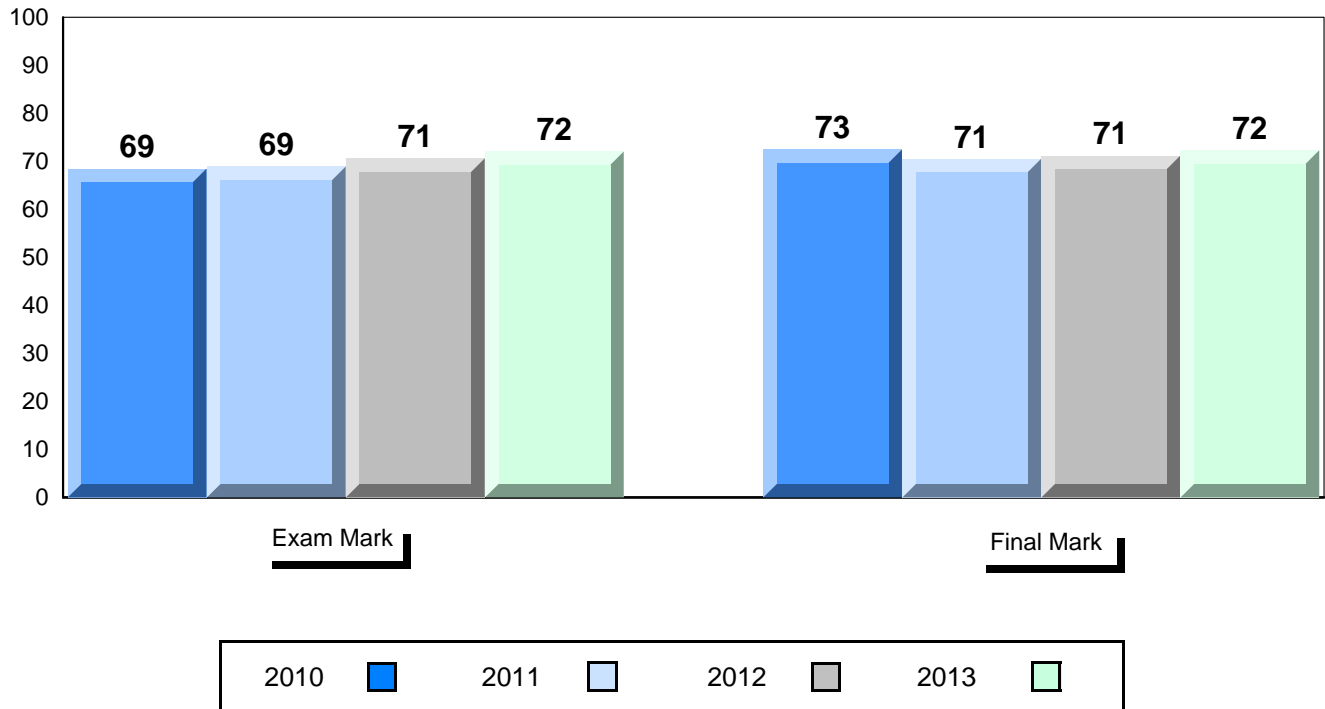
Physics 3204

School
District
Province

Public Exam Mark	School vs District	School vs Province
72.1	▼	▼
72.8		
72.9		
Subtest		
Force, Motion, and Energy	School	School
75.1	▲	▲
74.7		
75.0		
Fields	School	School
71.0	▼	▲
71.1		
70.9		
Matter-Energy Interface	School	School
63.6	▼	▼
68.3		
68.6		

Final Mark	School vs District	School vs Province
72.3	▼	▼
74.8		
75.0		

Average Mark, 2010-2013

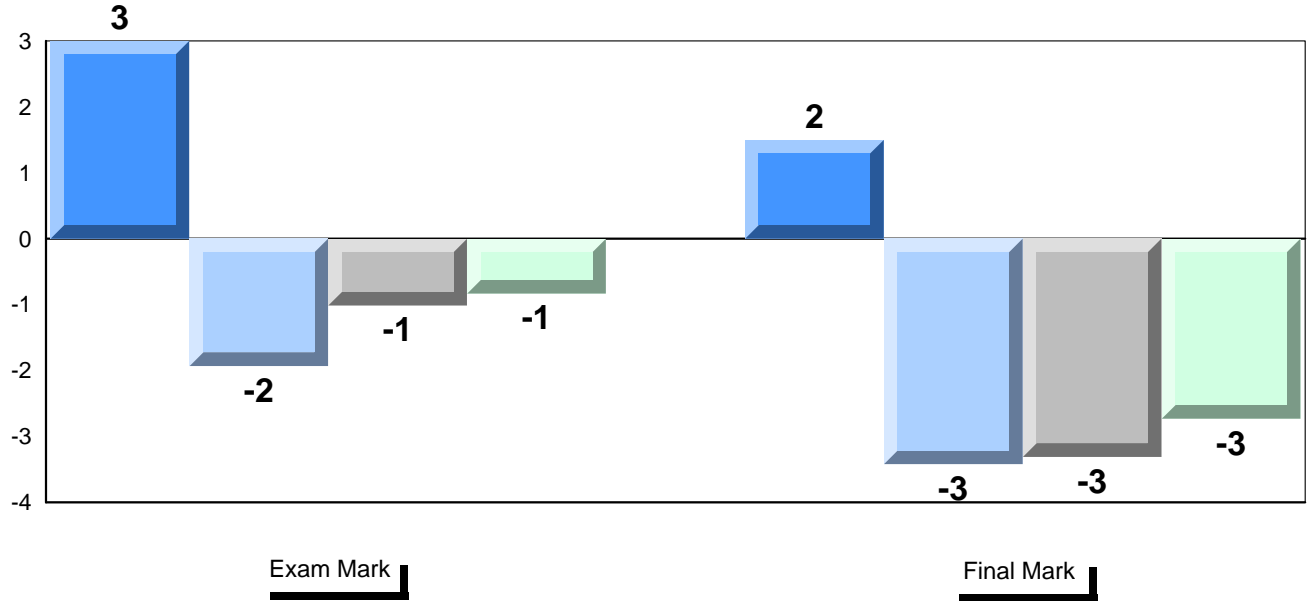


District 4 - Eastern

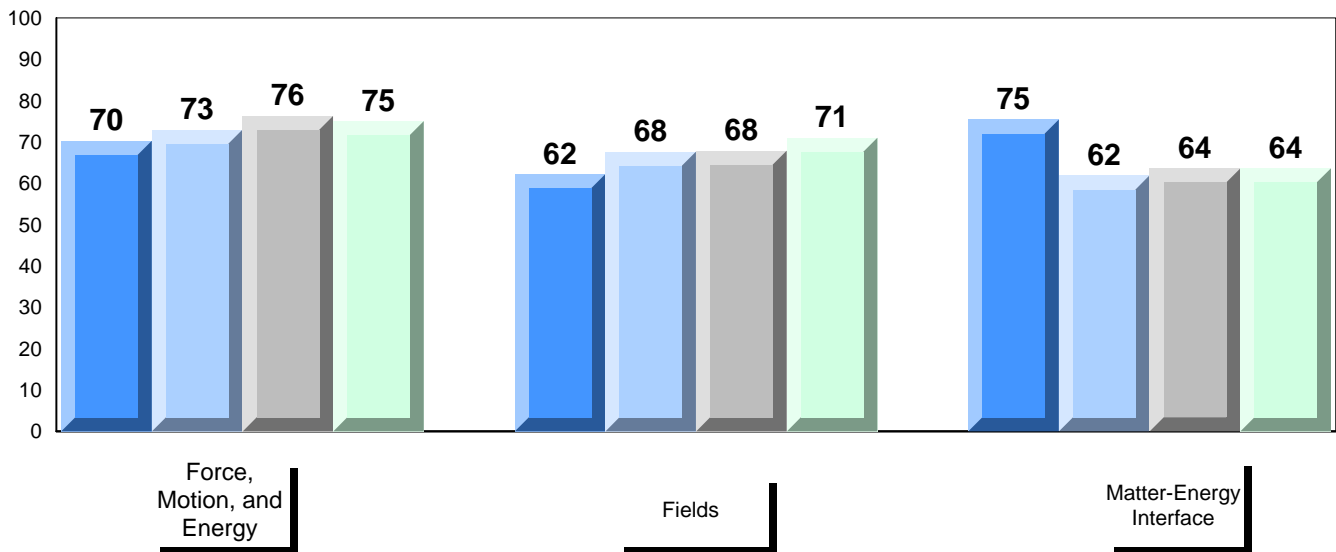
#327 - Bishops College High, St. John's

Grades: 10-12

Difference from Provincial Mean, 2010-2013



4 Year Public Exam (Subtest) Mark Trend 2010-2013



District 4 - Eastern

#328 - Booth Memorial High School, St. John's

Grades: 10-12

Number of Students 23

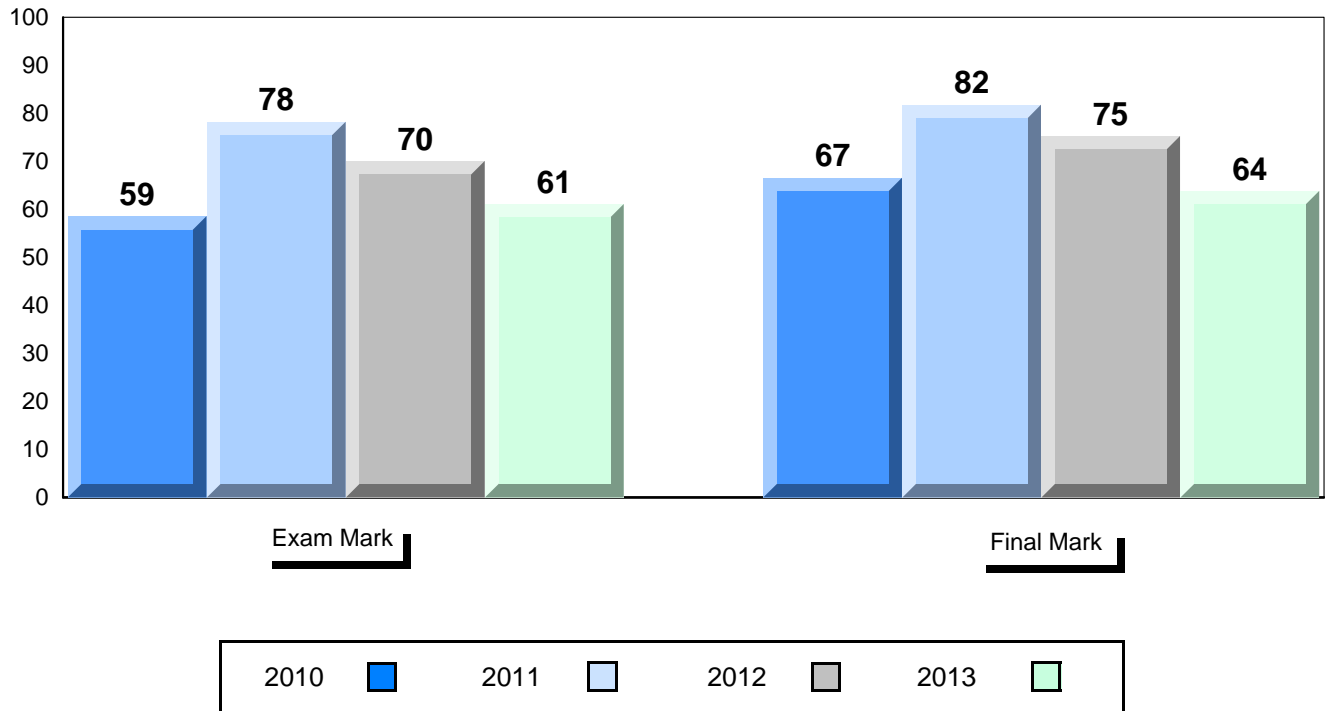
Physics 3204

School
District
Province

Public Exam Mark	School vs District	School vs Province
61.1	▼	▼
72.8		
72.9		
Subtest		
Force, Motion, and Energy	School District Province	School vs District vs Province
64.0	▼	▼
74.7		
75.0		
Fields	School District Province	School vs District vs Province
59.4	▼	▼
71.1		
70.9		
Matter-Energy Interface	School District Province	School vs District vs Province
55.3	▼	▼
68.3		
68.6		

Final Mark	School vs District	School vs Province
63.9	▼	▼
74.8		
75.0		

Average Mark, 2010-2013

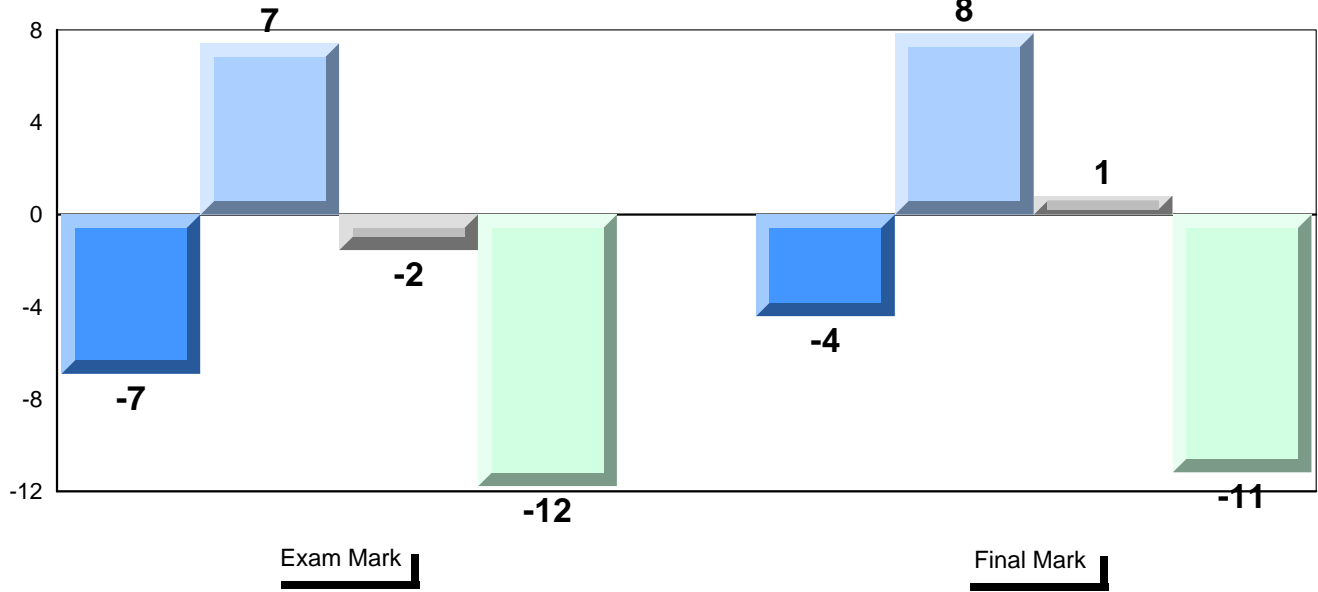


District 4 - Eastern


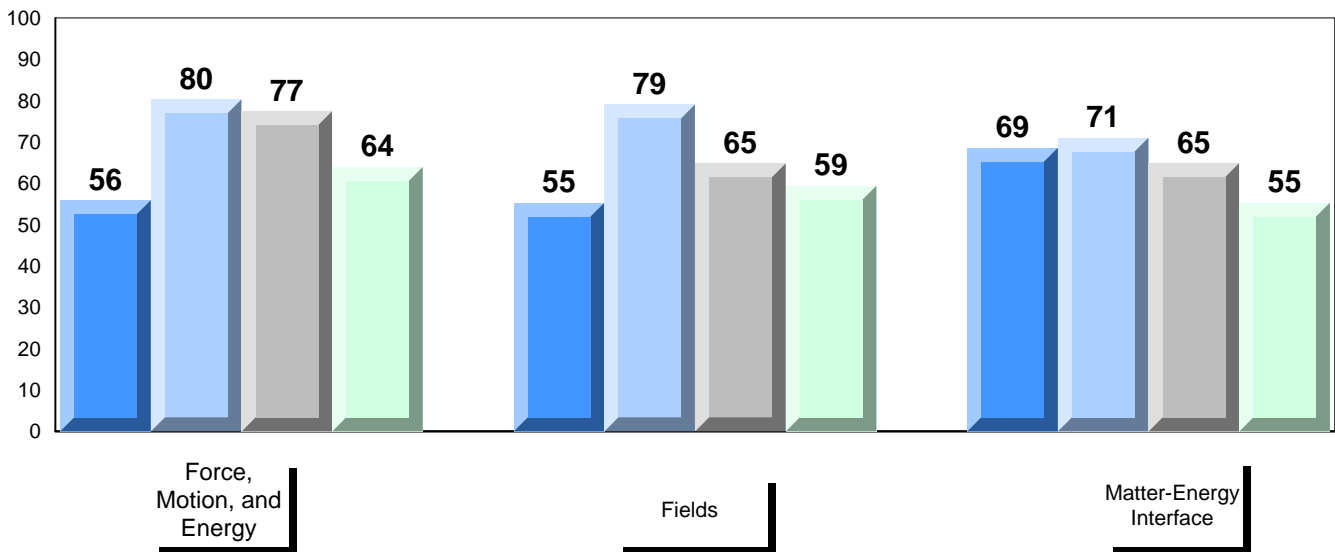
#328 - Booth Memorial High School, St. John's

Grades: 10-12

Difference from Provincial Mean, 2010-2013



4 Year Public Exam (Subtest) Mark Trend 2010-2013



District 4 - Eastern

#336 - Gonzaga Regional High, St. John's

Grades: 10-12

Number of Students 80

Physics 3204

School
District
Province

Public Exam Mark	School vs District	School vs Province
80.7	▲	▲
72.8		
72.9		

Final Mark	School vs District	School vs Province
81.2	▲	▲
74.8		
75.0		

Subtest

Force, Motion, and Energy

School
District
Province

83.4	▲	▲
74.7		
75.0		

Fields

School
District
Province

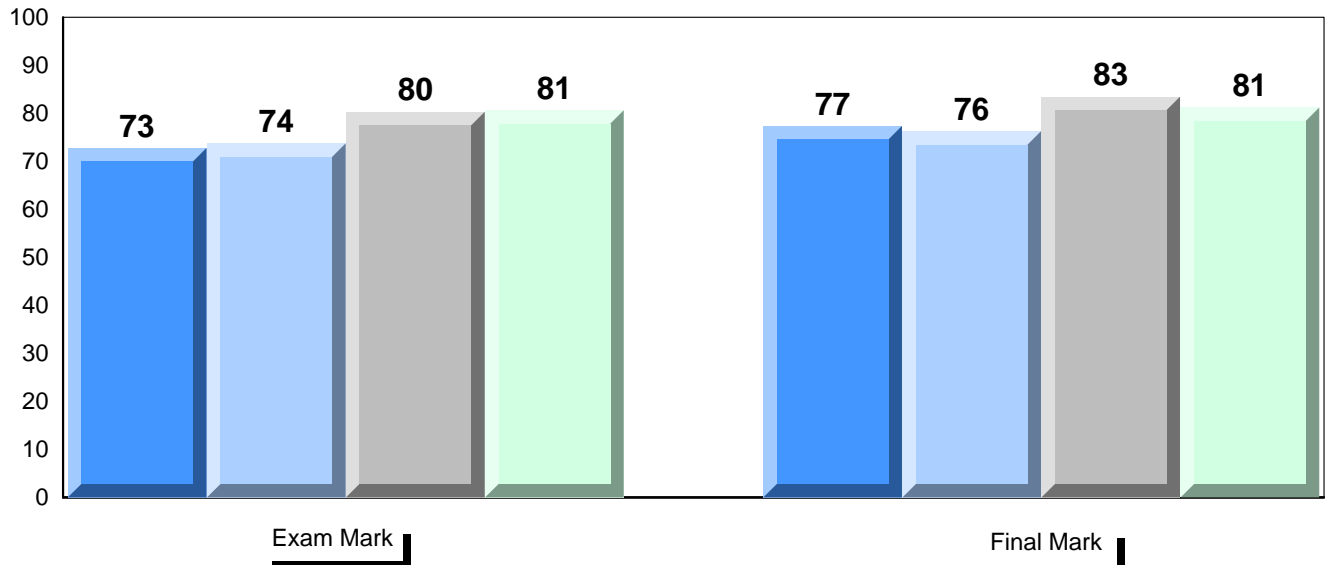
79.6	▲	▲
71.1		
70.9		

Matter-Energy Interface

School
District
Province

73.1	▲	▲
68.3		
68.6		

Average Mark, 2010-2013

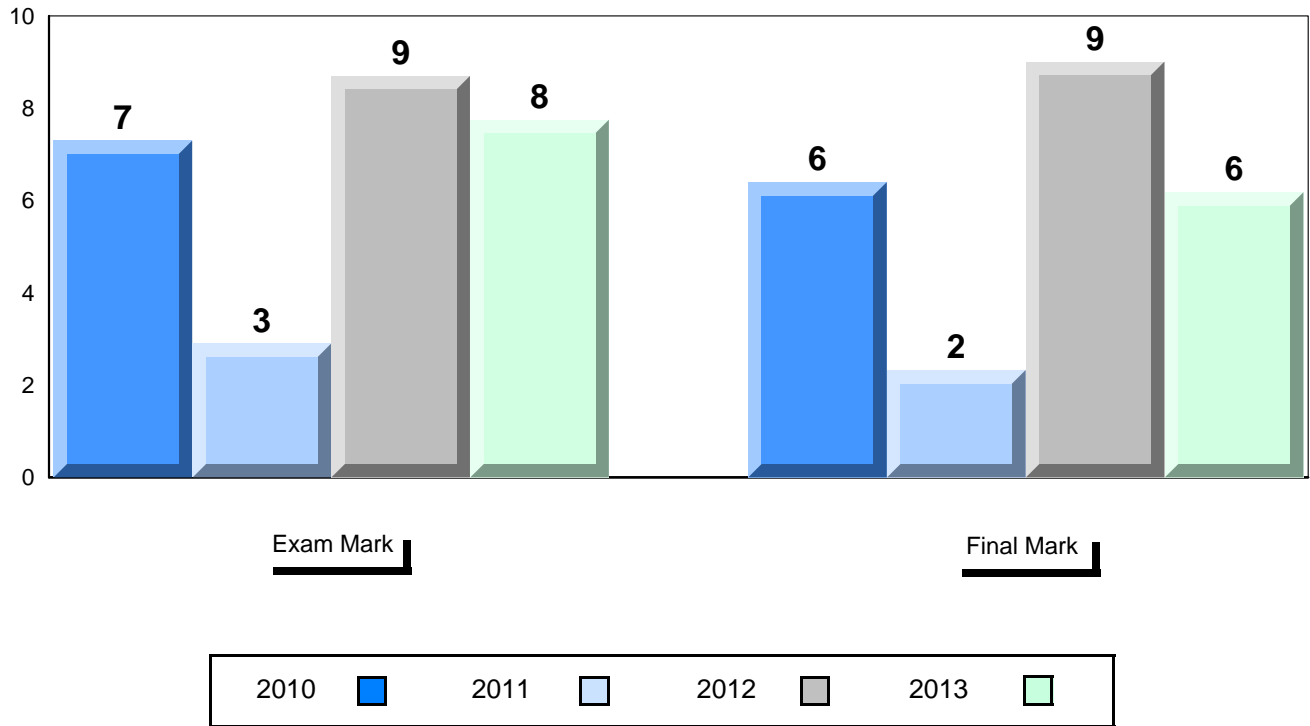


District 4 - Eastern

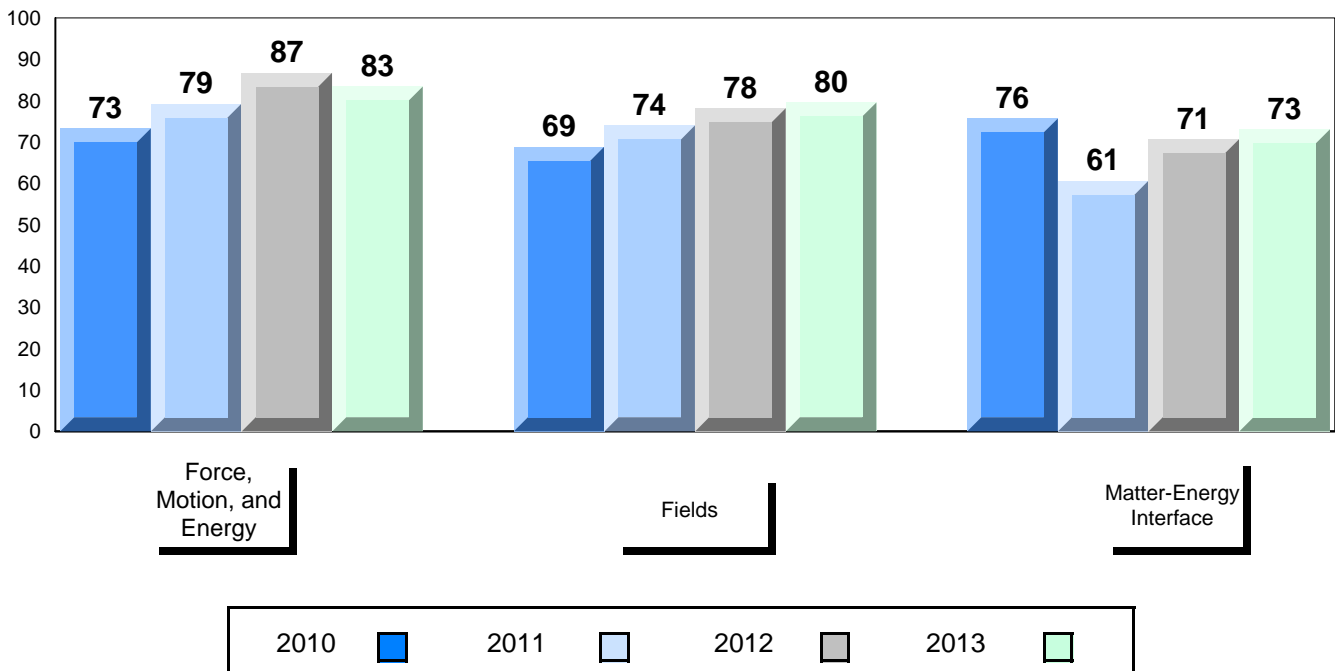
#336 - Gonzaga Regional High, St. John's

Grades: 10-12

Difference from Provincial Mean, 2010-2013



4 Year Public Exam (Subtest) Mark Trend 2010-2013



District 4 - Eastern

#340 - Holy Heart of Mary Regional High, St. John's

Grades: 10-12

Number of Students 42

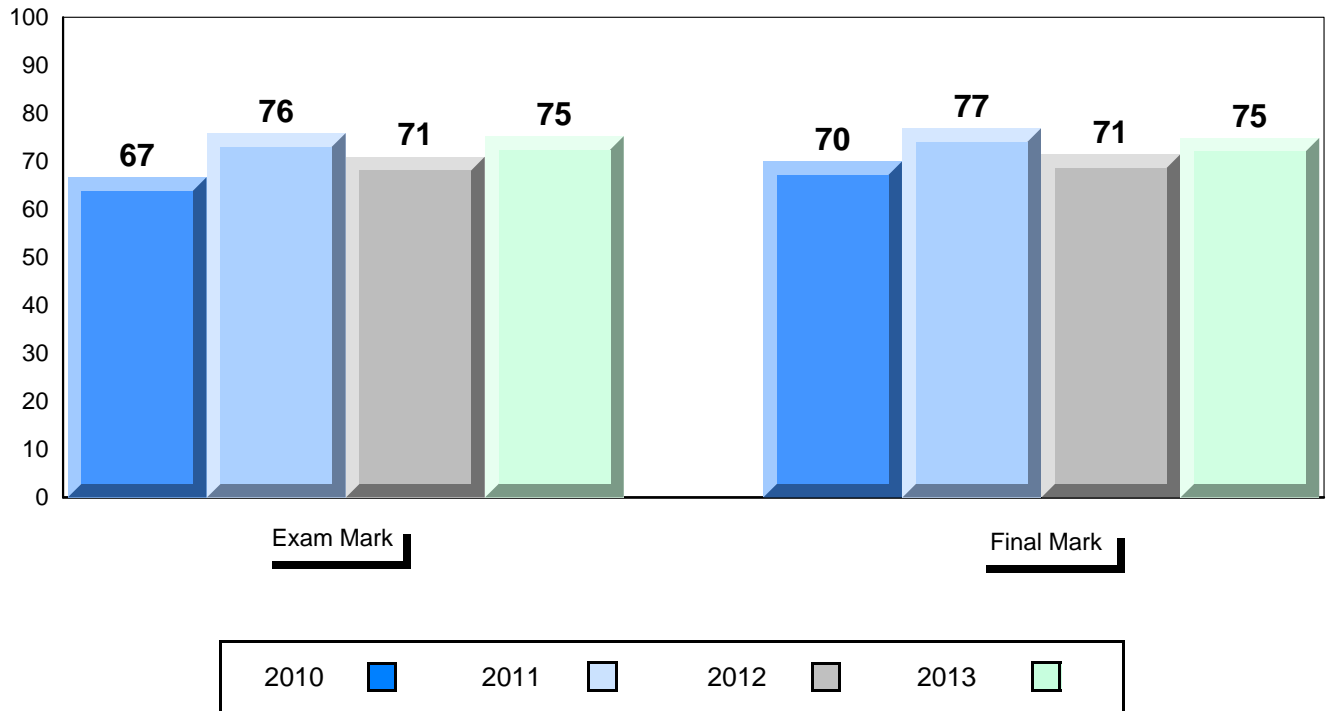
Physics 3204

School
District
Province

Public Exam Mark	School vs District	School vs Province
75.3	▲	▲
72.8		
72.9		
Subtest		
Force, Motion, and Energy	School	School
	District	District
	Province	Province
76.4	▲	▲
74.7		
75.0		
Fields	School	School
	District	District
	Province	Province
73.2	▲	▲
71.1		
70.9		
Matter-Energy Interface	School	School
	District	District
	Province	Province
72.7	▲	▲
68.3		
68.6		

Final Mark	School vs District	School vs Province
74.9	▲	▼
74.8		
75.0		

Average Mark, 2010-2013

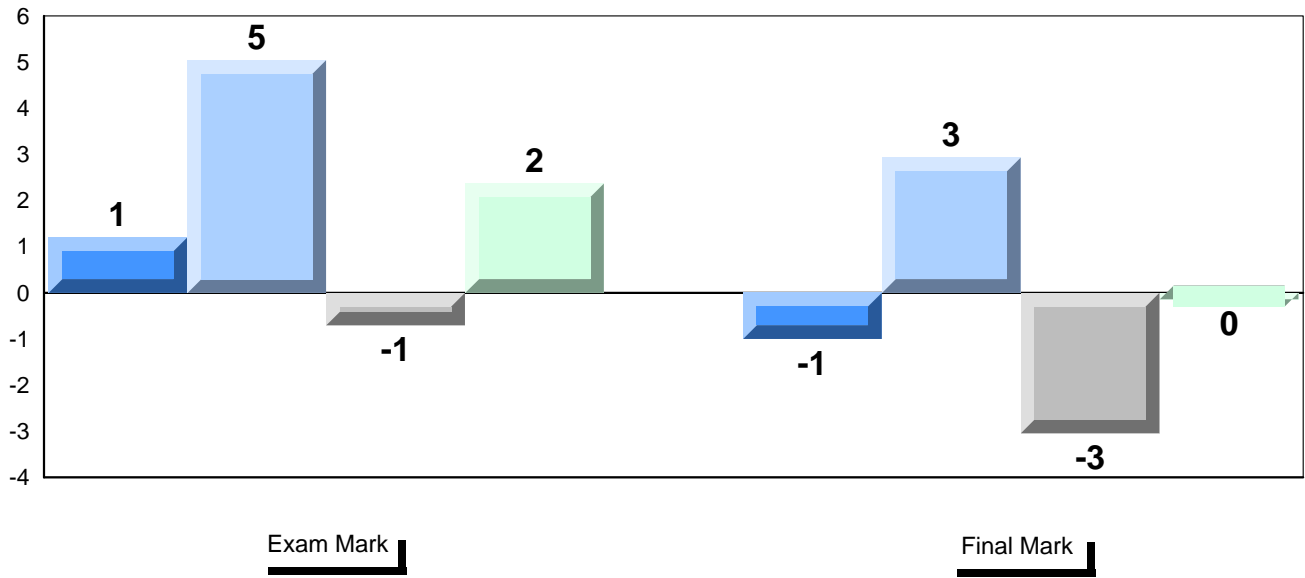


District 4 - Eastern


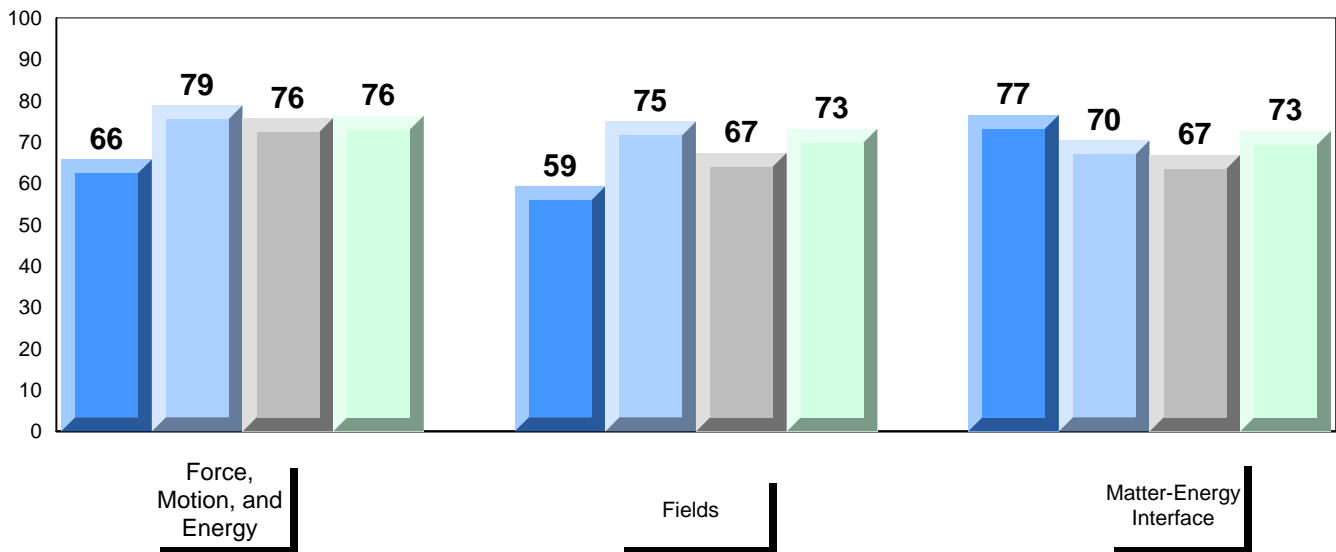
#340 - Holy Heart of Mary Regional High, St. John's

Grades: 10-12

Difference from Provincial Mean, 2010-2013



4 Year Public Exam (Subtest) Mark Trend 2010-2013



District 4 - Eastern

#347 - Prince of Wales Collegiate, St. John's

Grades: 10-12

Number of Students 39

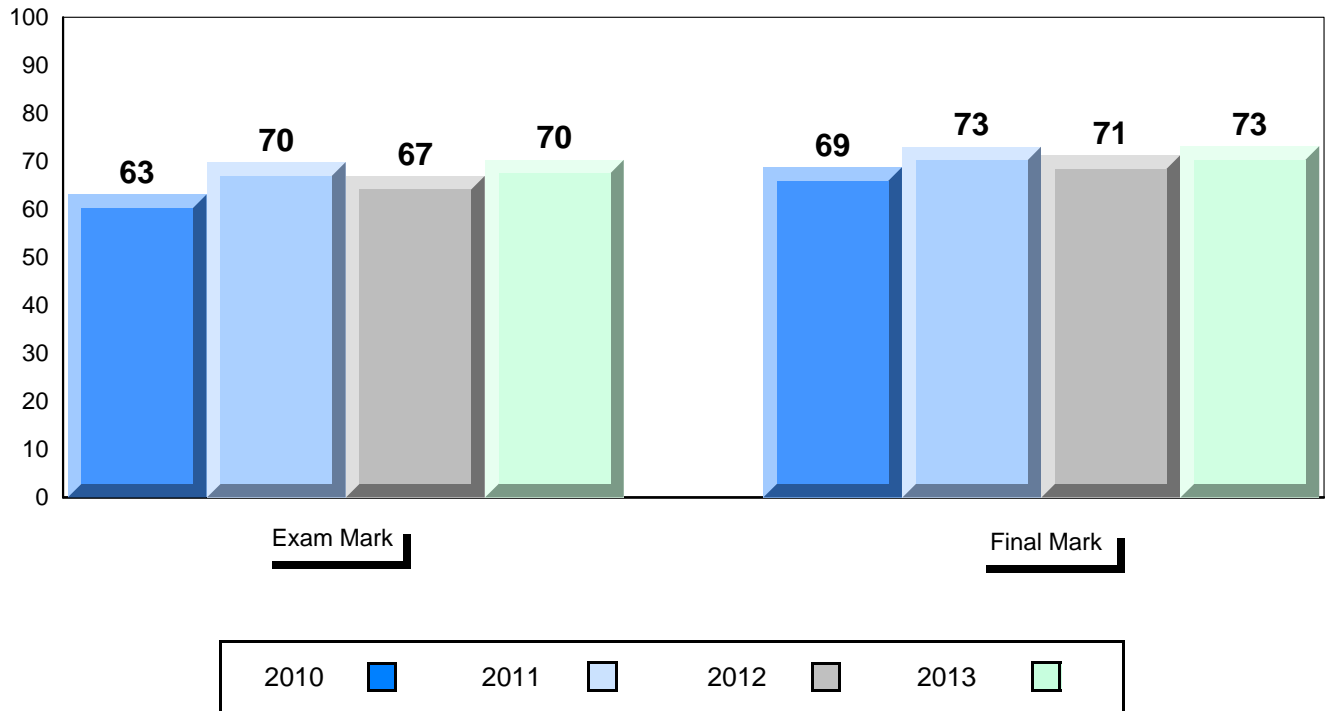
Physics 3204

School
District
Province

Public Exam Mark	School vs District	School vs Province
70.3	▼	▼
72.8		
72.9		
Subtest		
Force, Motion, and Energy	School District Province	
73.2	▼	▼
74.7		
75.0		
Fields	School District Province	
67.1	▼	▼
71.1		
70.9		
Matter-Energy Interface	School District Province	
67.4	▼	▼
68.3		
68.6		

Final Mark	School vs District	School vs Province
73.2	▼	▼
74.8		
75.0		

Average Mark, 2010-2013

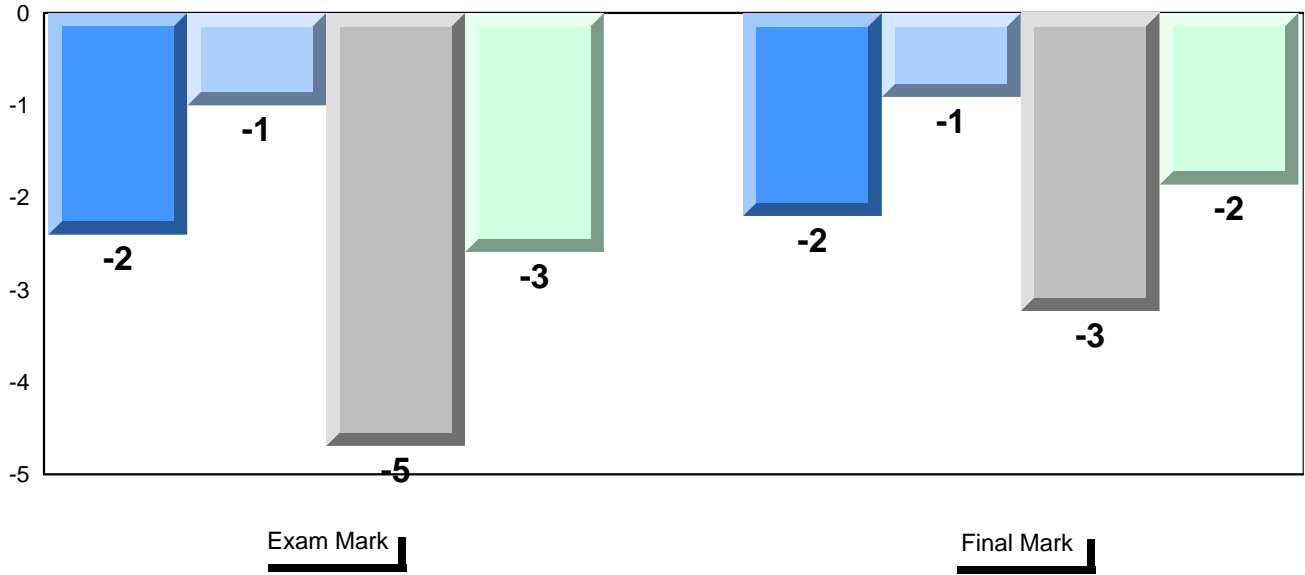


District 4 - Eastern

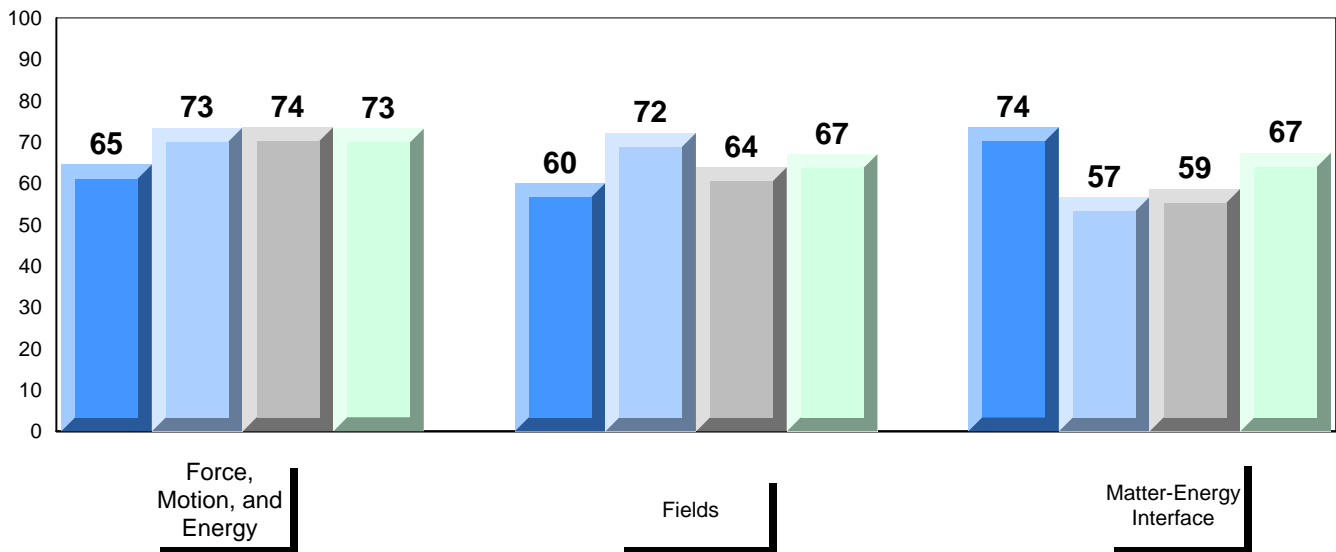
#347 - Prince of Wales Collegiate, St. John's

Grades: 10-12

Difference from Provincial Mean, 2010-2013



4 Year Public Exam (Subtest) Mark Trend 2010-2013



District 4 - Eastern

#354 - St. Kevin's High, St. John's (Goulds)

Grades: 10-12

Number of Students 24

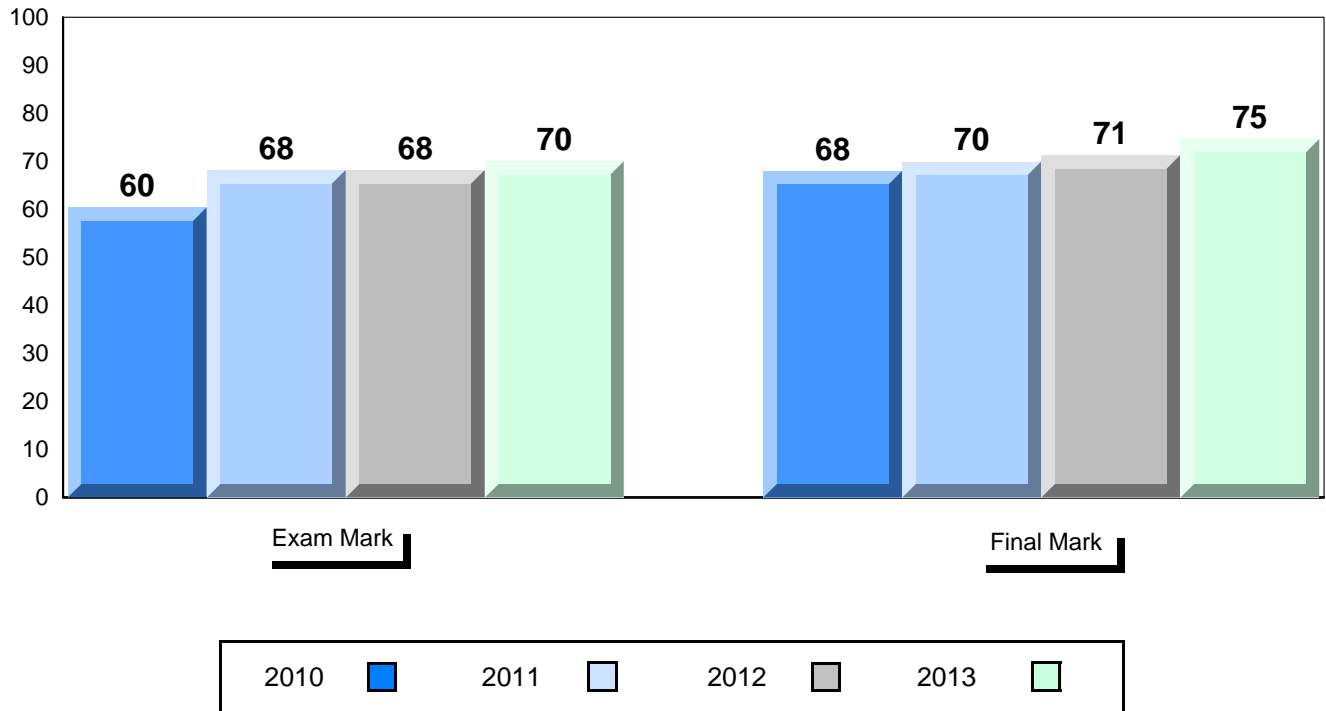
Physics 3204

School
District
Province

Public Exam Mark	School vs District	School vs Province
70.0	▼	▼
72.8		
72.9		
Subtest		
Force, Motion, and Energy	School District Province	
71.6	▼	▼
74.7		
75.0		
Fields	School District Province	
65.7	▼	▼
71.1		
70.9		
Matter-Energy Interface	School District Province	
72.4	▲	▲
68.3		
68.6		

Final Mark	School vs District	School vs Province
74.7	▼	▼
74.8		
75.0		

Average Mark, 2010-2013

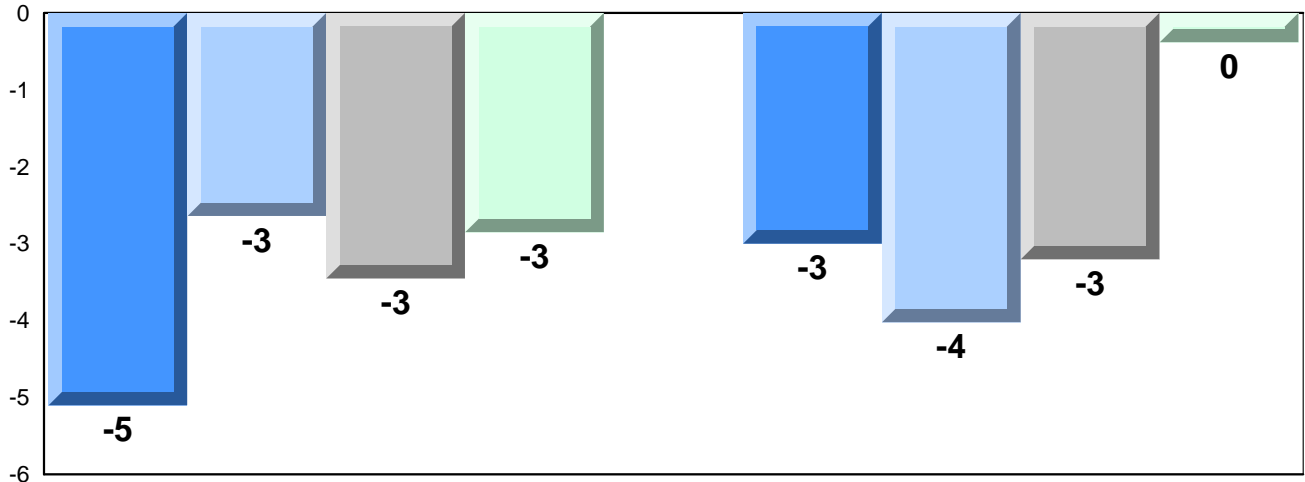


District 4 - Eastern

#354 - St. Kevin's High, St. John's (Goulds)

Grades: 10-12

Difference from Provincial Mean, 2010-2013

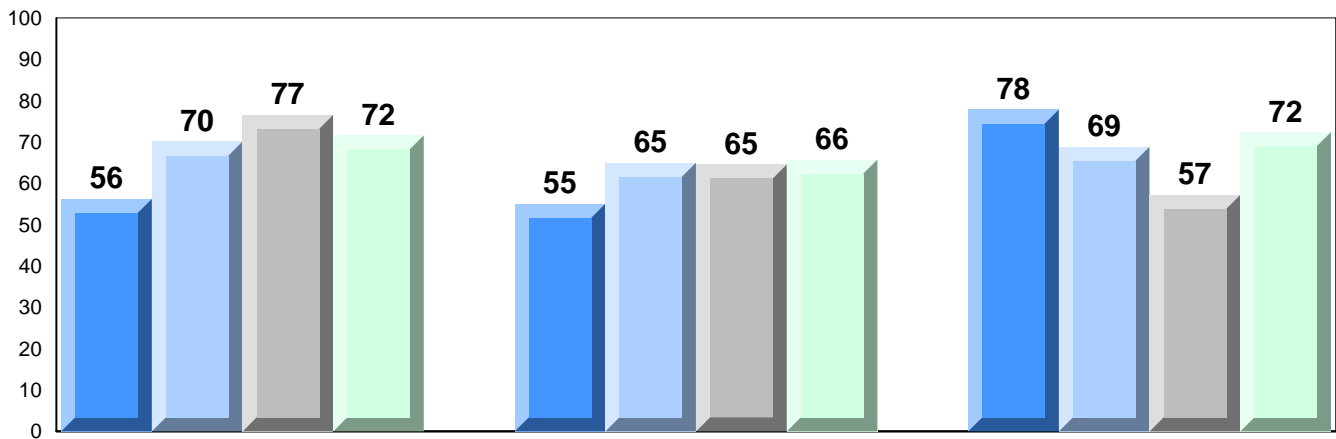


Exam Mark

Final Mark




4 Year Public Exam (Subtest) Mark Trend 2010-2013



Force,
Motion, and
Energy

Fields

Matter-Energy
Interface



District 4 - Eastern

#368 - Holy Trinity High, Torbay

Grades: 7-12

Number of Students 16

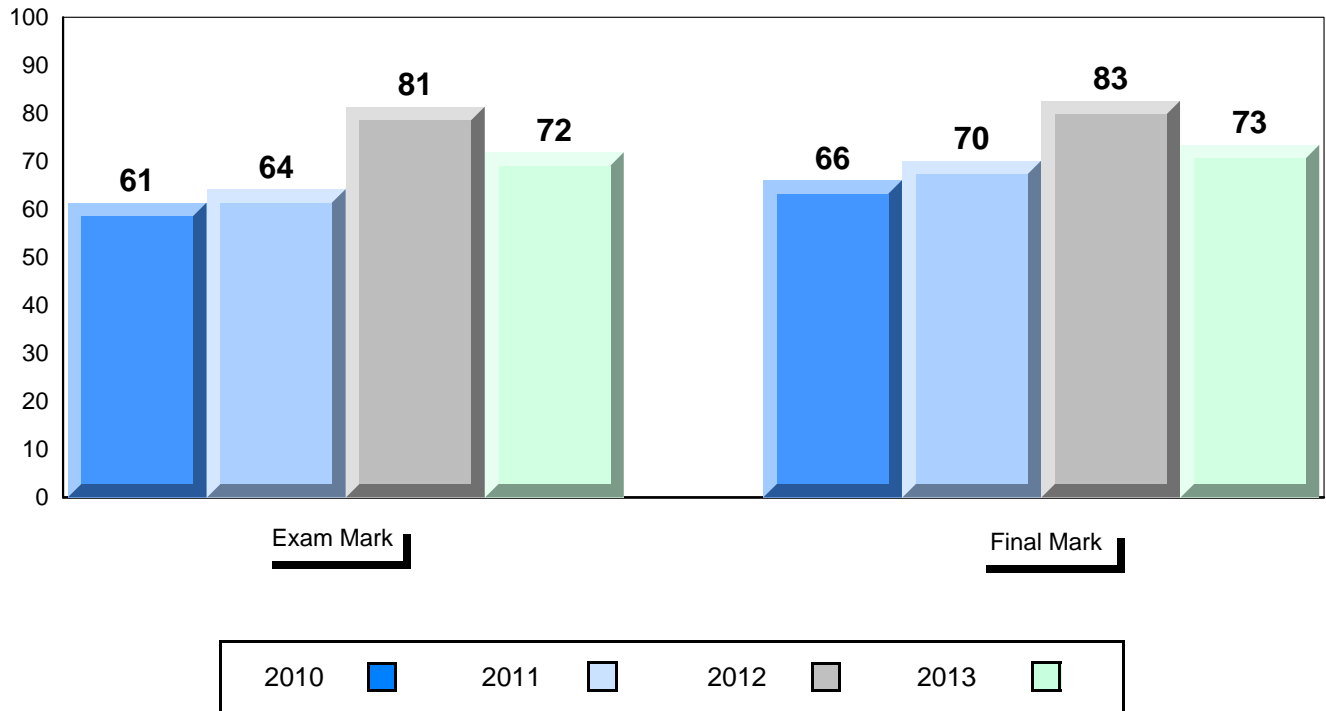
Physics 3204

School
District
Province

Public Exam Mark	School vs District	School vs Province
71.9	▼	▼
72.8		
72.9		
Subtest		
Force, Motion, and Energy	School	School
	District	District
	Province	Province
73.8	▼	▼
74.7		
75.0		
Fields	School	School
	District	District
	Province	Province
69.6	▼	▼
71.1		
70.9		
Matter-Energy Interface	School	School
	District	District
	Province	Province
68.1	▼	▼
68.3		
68.6		

Final Mark	School vs District	School vs Province
73.4	▼	▼
74.8		
75.0		

Average Mark, 2010-2013

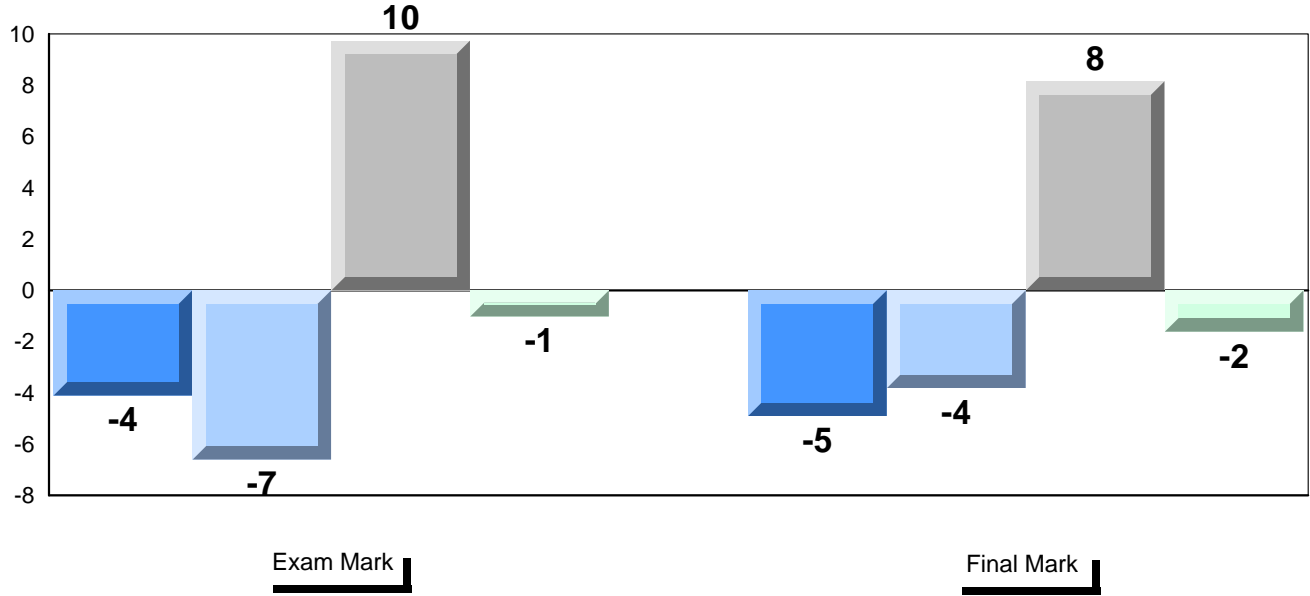


District 4 - Eastern


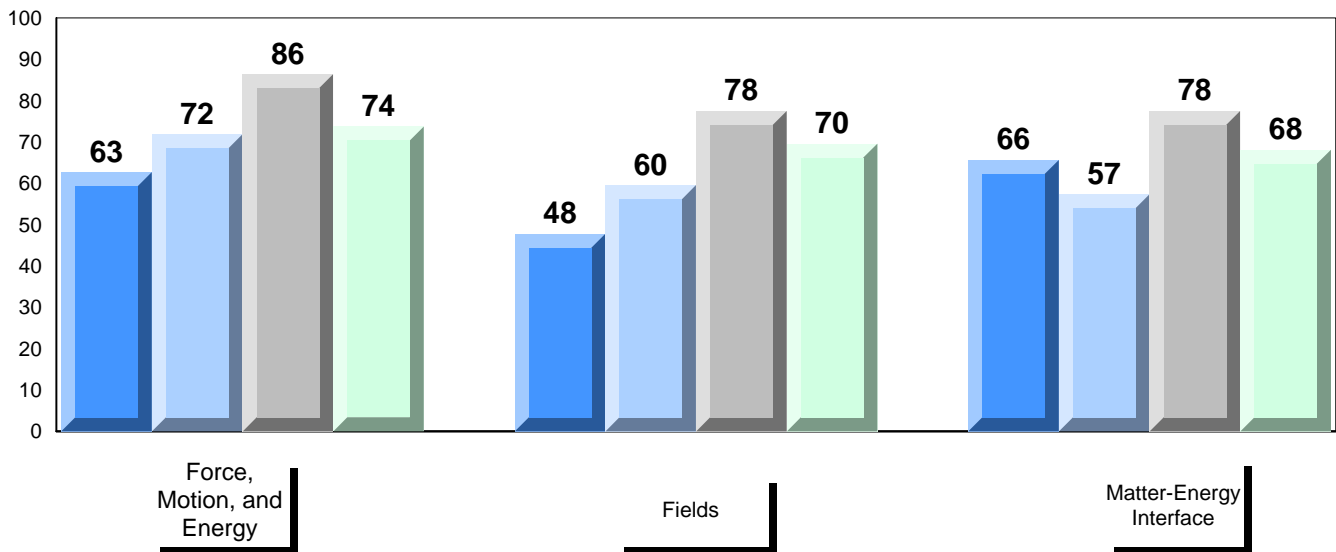
#368 - Holy Trinity High, Torbay

Grades: 7-12

Difference from Provincial Mean, 2010-2013



4 Year Public Exam (Subtest) Mark Trend 2010-2013



District 4 - Eastern

#370 - Stella Maris Academy, Trepassey

Grades: K-7,9-12

Number of Students 3

Physics 3204

School
District
Province

Subtest

**Force,
Motion, and
Energy**

School
District
Province

Fields

School
District
Province

**Matter-Energy
Interface**

School
District
Province

Public Exam Mark	School vs District	School vs Province
<i>School data with 5 or fewer students withheld for reasons of confidentiality.</i>		

Final Mark	School vs District	School vs Province
<i>School data with 5 or fewer students withheld for reasons of confidentiality.</i>		

Average Mark, 2010-2013

School data with 5 or fewer students withheld for reasons of confidentiality.

Exam Mark

Final Mark




District 4 - Eastern

#370 - Stella Maris Academy, Trepassey

Grades: K-7,9-12

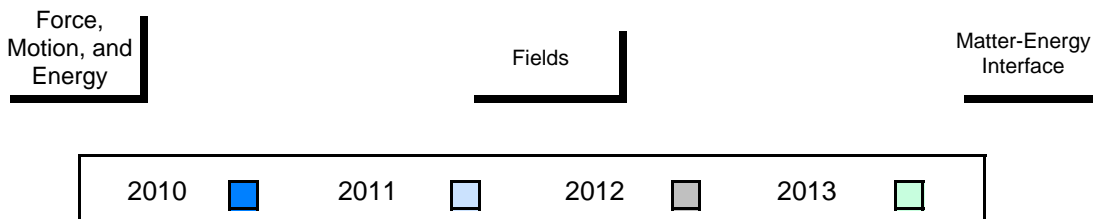
Difference from Provincial Mean, 2010-2013

School data with 5 or fewer students withheld for reasons of confidentiality.



4 Year Public Exam (Subtest) Mark Trend 2010-2013

School data with 5 or fewer students withheld for reasons of confidentiality.



District 4 - Eastern

#430 - St. Mark's School, King's Cove

Grades: K-12

Number of Students 4

Physics 3204 School
 District
 Province

Subtest

Force, Motion, and Energy School
 District
 Province

Fields School
 District
 Province

Matter-Energy Interface School
 District
 Province

Public Exam Mark	School vs District	School vs Province
<i>School data with 5 or fewer students withheld for reasons of confidentiality.</i>		

Final Mark	School vs District	School vs Province
<i>School data with 5 or fewer students withheld for reasons of confidentiality.</i>		

Average Mark, 2010-2013

School data with 5 or fewer students withheld for reasons of confidentiality.

Exam Mark

Final Mark




District 4 - Eastern

#430 - St. Mark's School, King's Cove

Grades: K-12

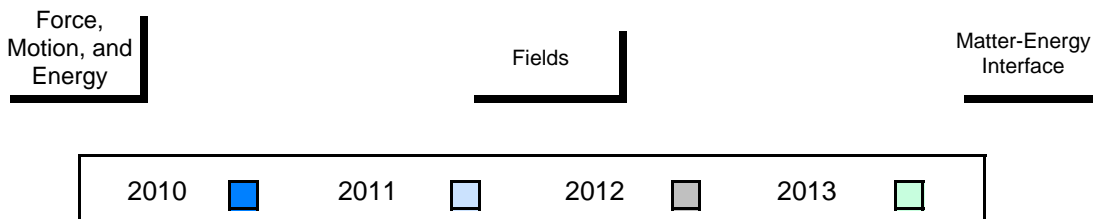
Difference from Provincial Mean, 2010-2013

School data with 5 or fewer students withheld for reasons of confidentiality.



4 Year Public Exam (Subtest) Mark Trend 2010-2013

School data with 5 or fewer students withheld for reasons of confidentiality.



District 4 - Eastern

#431 - Southwest Arm Academy, Little Heart's Ease

Grades: K-12

Number of Students 1

Physics 3204 School
 District
 Province

Subtest

Force, Motion, and Energy School
 District
 Province

Fields School
 District
 Province

Matter-Energy Interface School
 District
 Province

Public Exam Mark	School vs District	School vs Province
<i>School data with 5 or fewer students withheld for reasons of confidentiality.</i>		

Final Mark	School vs District	School vs Province
<i>School data with 5 or fewer students withheld for reasons of confidentiality.</i>		

Average Mark, 2010-2013

School data with 5 or fewer students withheld for reasons of confidentiality.

Exam Mark

Final Mark




District 4 - Eastern

#431 - Southwest Arm Academy, Little Heart's Ease

Grades: K-12

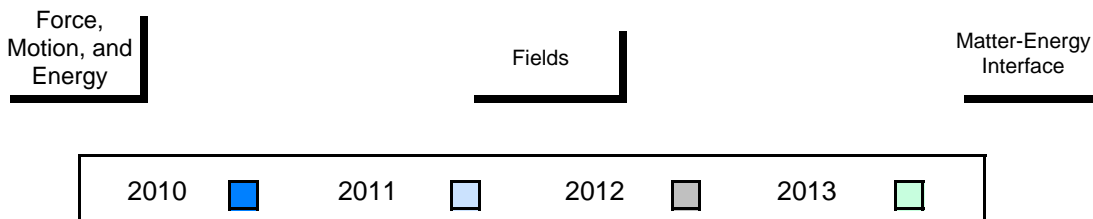
Difference from Provincial Mean, 2010-2013

School data with 5 or fewer students withheld for reasons of confidentiality.



4 Year Public Exam (Subtest) Mark Trend 2010-2013

School data with 5 or fewer students withheld for reasons of confidentiality.



District 4 - Eastern

#447 - Baltimore School Complex, Ferryland

Grades: K-12

Number of Students 3

Physics 3204

School
District
Province

Subtest

**Force,
Motion, and
Energy**

School
District
Province

Fields

School
District
Province

**Matter-Energy
Interface**

School
District
Province

Public Exam Mark	School vs District	School vs Province
<i>School data with 5 or fewer students withheld for reasons of confidentiality.</i>		

Final Mark	School vs District	School vs Province
<i>School data with 5 or fewer students withheld for reasons of confidentiality.</i>		

Average Mark, 2010-2013

School data with 5 or fewer students withheld for reasons of confidentiality.

Exam Mark

Final Mark




District 4 - Eastern

#447 - Baltimore School Complex, Ferryland

Grades: K-12

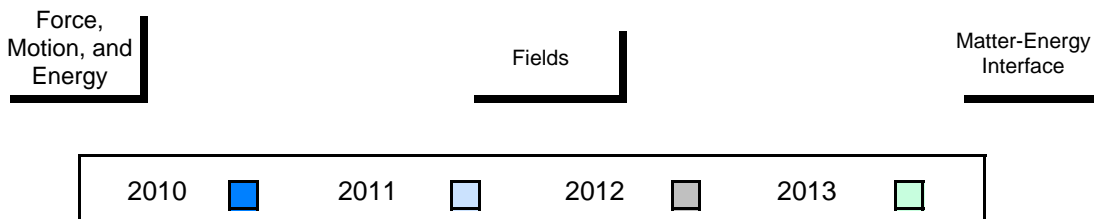
Difference from Provincial Mean, 2010-2013

School data with 5 or fewer students withheld for reasons of confidentiality.



4 Year Public Exam (Subtest) Mark Trend 2010-2013

School data with 5 or fewer students withheld for reasons of confidentiality.



District 4 - Eastern

#464 - Crescent Collegiate, Blaketown

Grades: 7-12

Number of Students 18

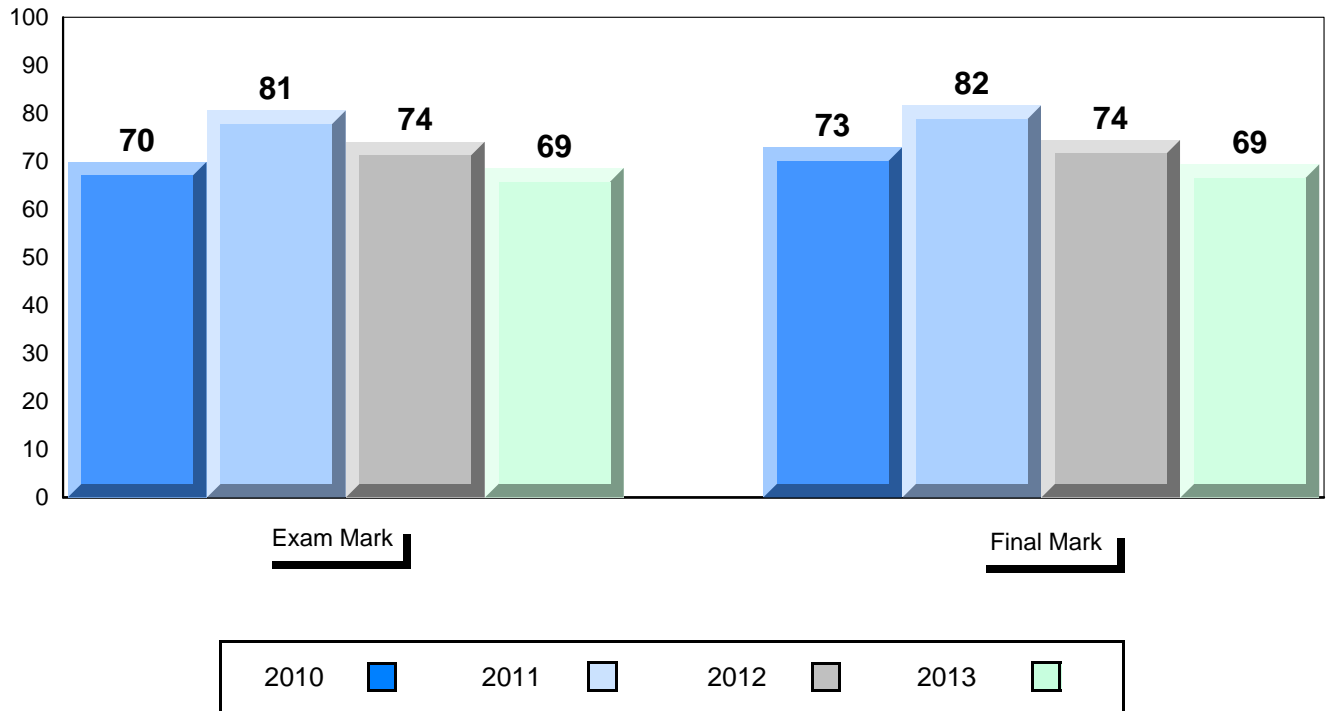
Physics 3204

School
District
Province

Public Exam Mark	School vs District	School vs Province
68.6	▼	▼
72.8		
72.9		
Subtest		
Force, Motion, and Energy	School	School
72.9	▼	▼
74.7		
75.0		
Fields	School	School
68.1	▼	▼
71.1		
70.9		
Matter-Energy Interface	School	School
56.3	▼	▼
68.3		
68.6		

Final Mark	School vs District	School vs Province
69.4	▼	▼
74.8		
75.0		

Average Mark, 2010-2013

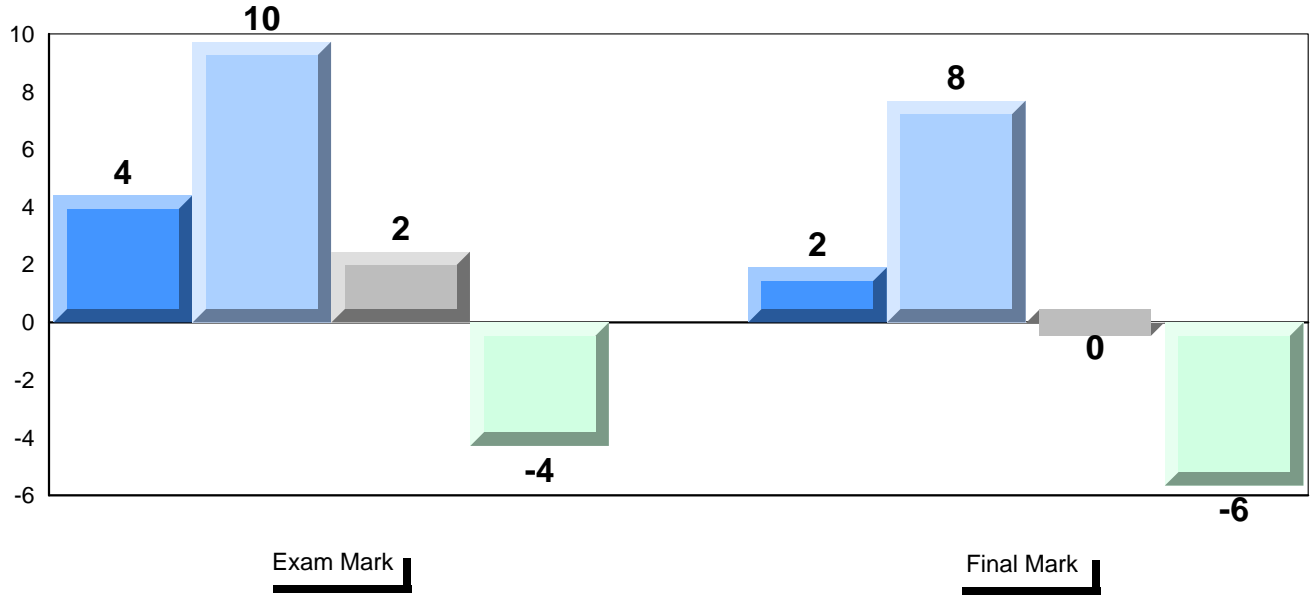


District 4 - Eastern


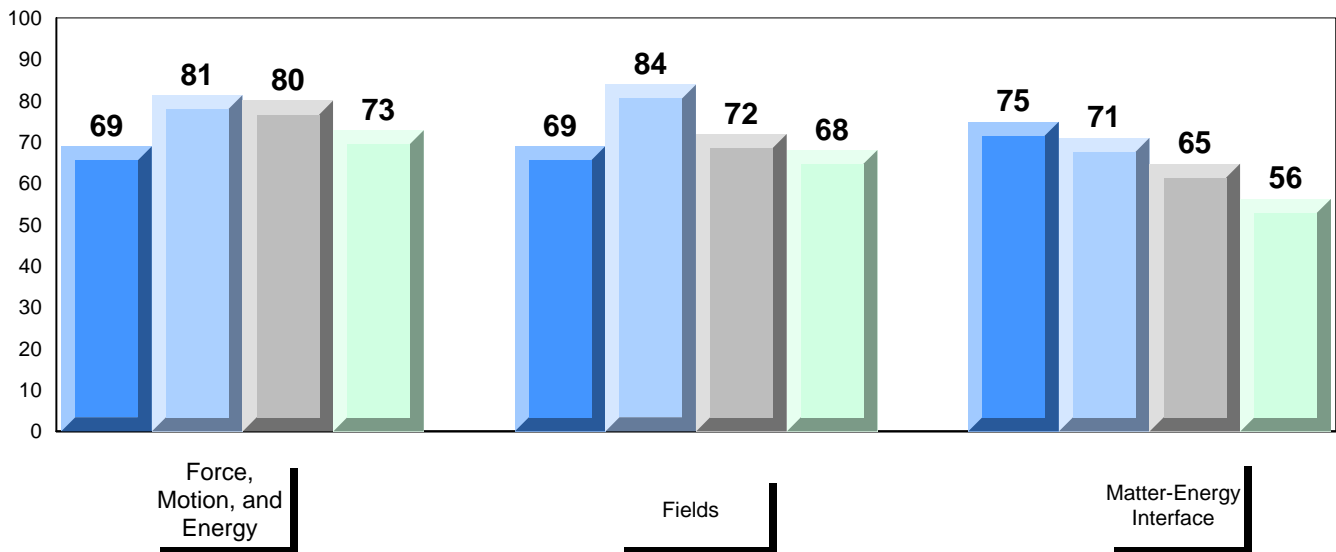
#464 - Crescent Collegiate, Blaketown

Grades: 7-12

Difference from Provincial Mean, 2010-2013



4 Year Public Exam (Subtest) Mark Trend 2010-2013



District 4 - Eastern

#471 - Heritage Collegiate, Lethbridge

Grades: 7-12

Number of Students 17

Physics 3204

School
District
Province

Public Exam Mark

School vs District

School vs Province

81.1
72.8
72.9

▲

▲

Final Mark

School vs District

School vs Province

81.5
74.8
75.0

▲

▲

Subtest

Force, Motion, and Energy

School
District
Province

80.4
74.7
75.0

▲

▲

Fields

School
District
Province

78.2
71.1
70.9

▲

▲

Matter-Energy Interface

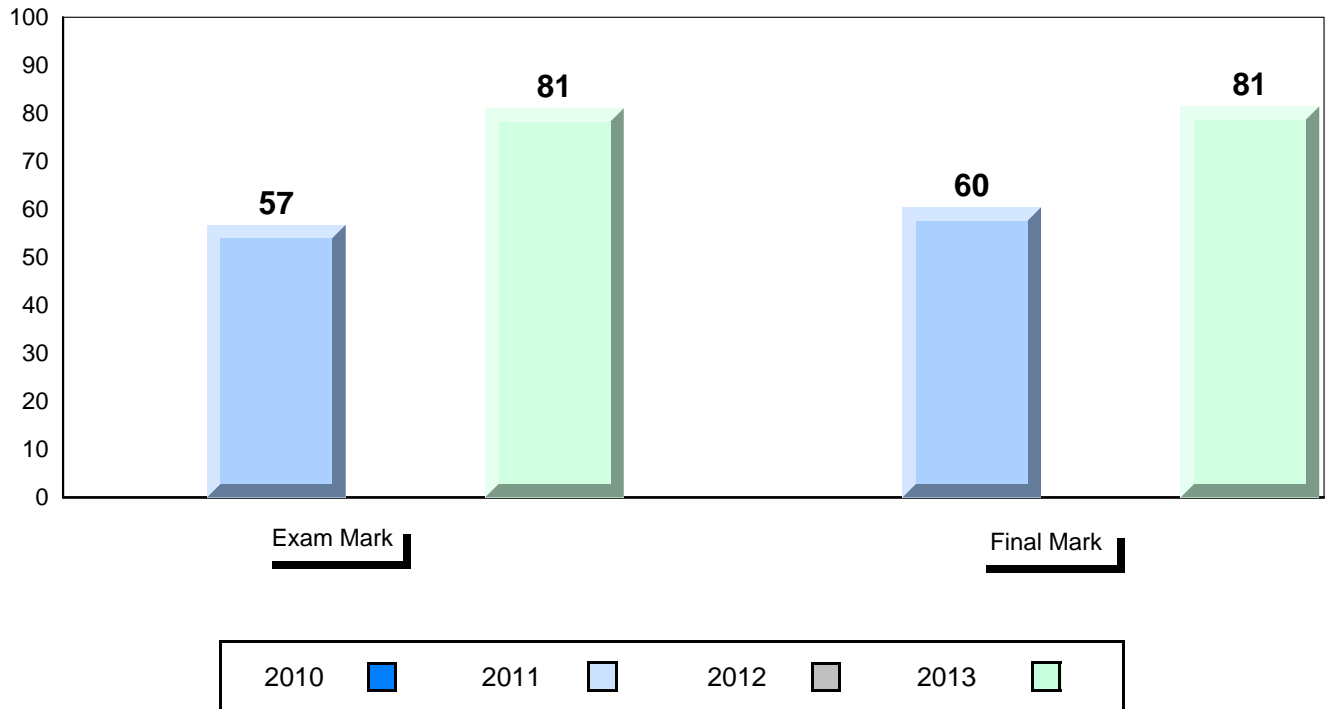
School
District
Province

82.5
68.3
68.6

▲

▲

Average Mark, 2010-2013

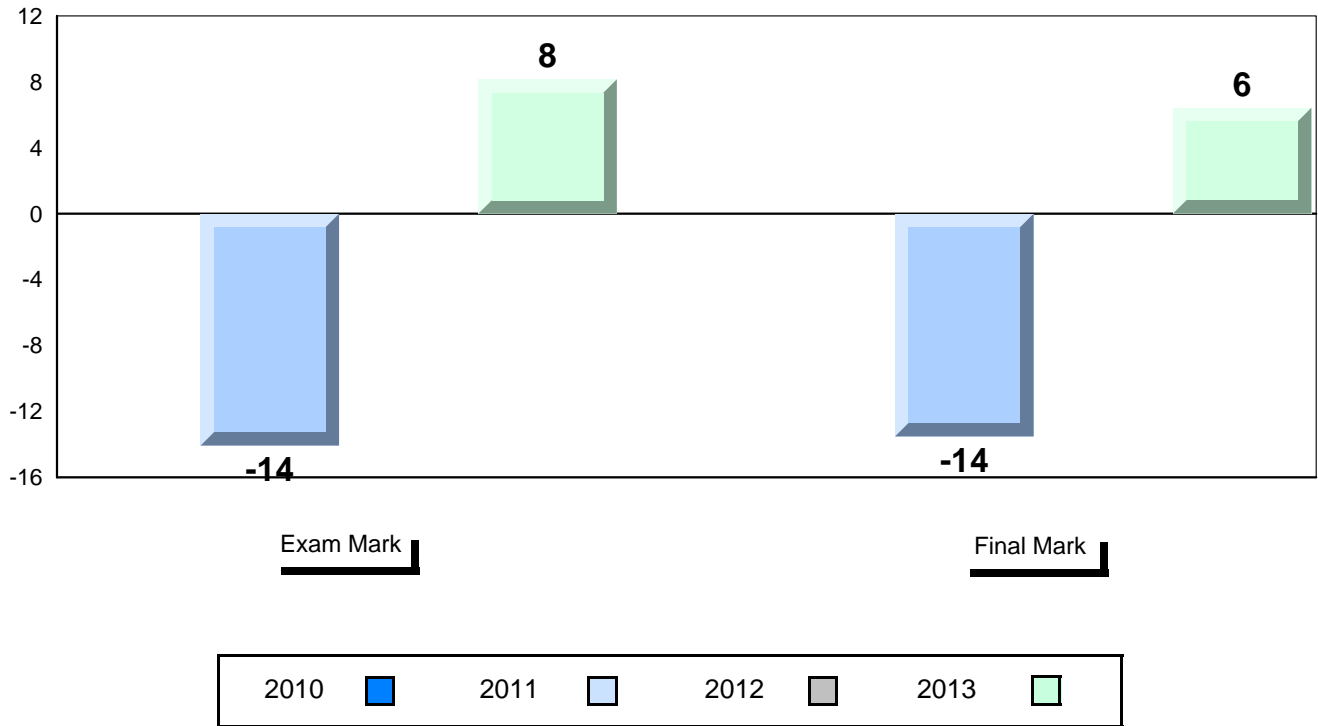


District 4 - Eastern

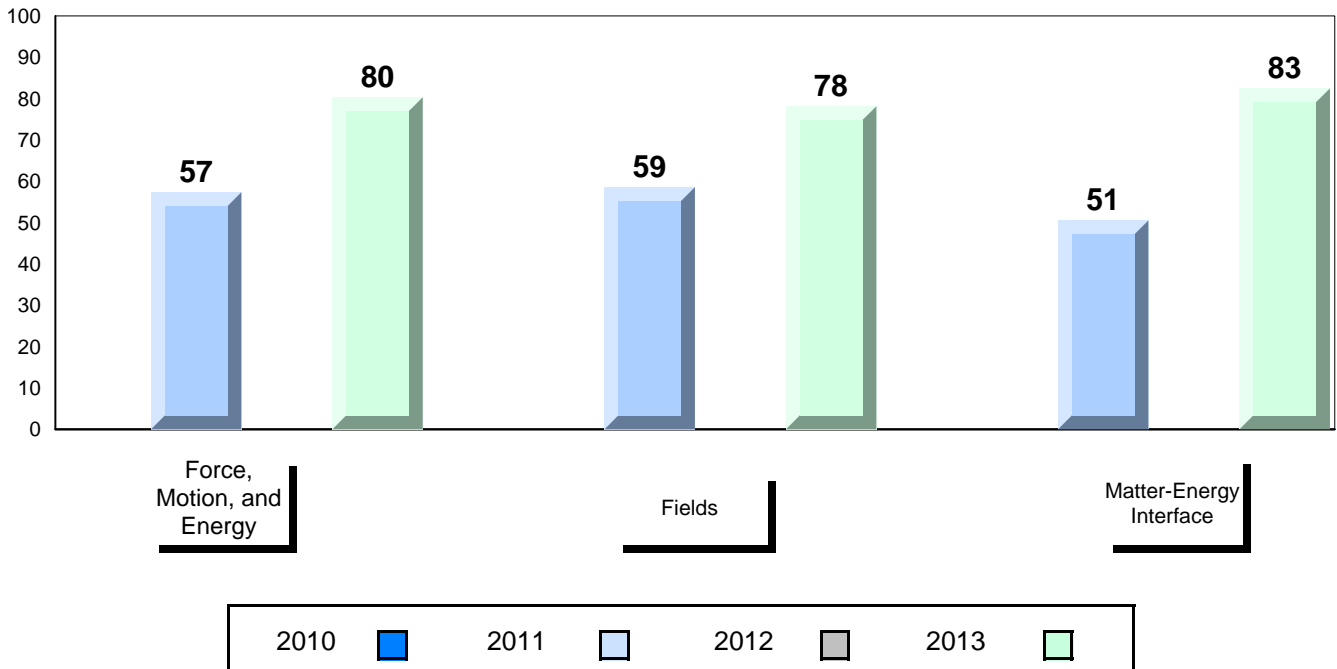
#471 - Heritage Collegiate, Lethbridge

Grades: 7-12

Difference from Provincial Mean, 2010-2013



4 Year Public Exam (Subtest) Mark Trend 2010-2013



District 4 - Eastern

#476 - Baccalieu Collegiate, Old Perlican

Grades: 7-12

Number of Students 3

Physics 3204

School
District
Province

Subtest

**Force,
Motion, and
Energy**

School
District
Province

Fields

School
District
Province

**Matter-Energy
Interface**

School
District
Province

Public Exam Mark	School vs District	School vs Province
<i>School data with 5 or fewer students withheld for reasons of confidentiality.</i>		

Final Mark	School vs District	School vs Province
<i>School data with 5 or fewer students withheld for reasons of confidentiality.</i>		

Average Mark, 2010-2013

School data with 5 or fewer students withheld for reasons of confidentiality.

Exam Mark

Final Mark




District 4 - Eastern

#476 - Baccalieu Collegiate, Old Perlican

Grades: 7-12

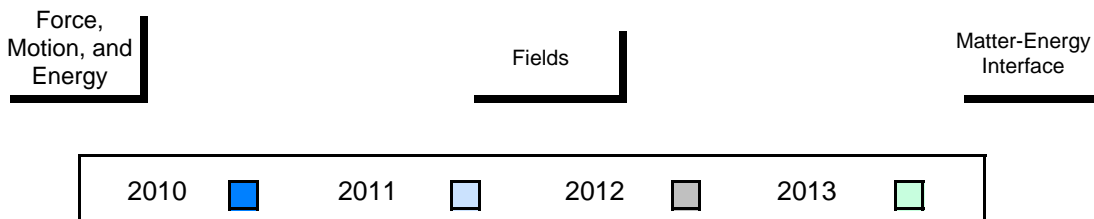
Difference from Provincial Mean, 2010-2013

School data with 5 or fewer students withheld for reasons of confidentiality.



4 Year Public Exam (Subtest) Mark Trend 2010-2013

School data with 5 or fewer students withheld for reasons of confidentiality.



District 4 - Eastern

#924 - Tricentia Academy, Arnold's Cove

Grades: K-12

Number of Students 7

Physics 3204

School
District
Province

Public Exam Mark	School vs District	School vs Province
------------------	--------------------	--------------------

65.4	▼	▼
72.8		
72.9		

Final Mark	School vs District	School vs Province
------------	--------------------	--------------------

67.4	▼	▼
74.8		
75.0		

Subtest

**Force,
Motion, and
Energy**

School
District
Province

66.6	▼	▼
74.7		
75.0		

Fields

School
District
Province

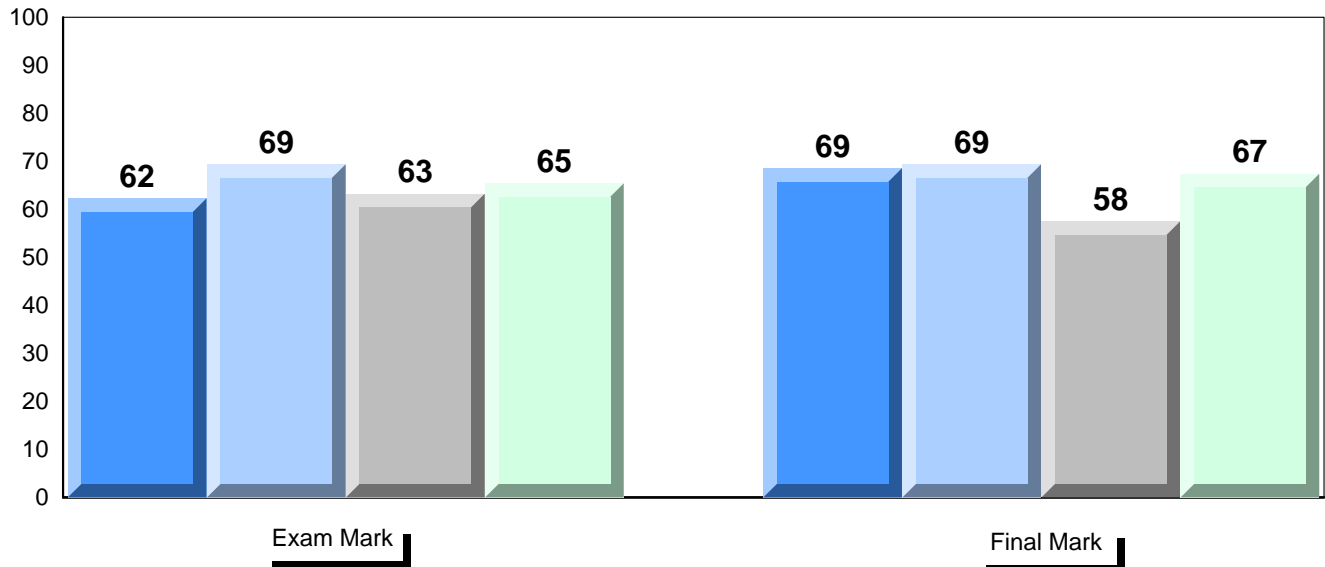
61.6	▼	▼
71.1		
70.9		

**Matter-Energy
Interface**

School
District
Province

66.1	▼	▼
68.3		
68.6		

Average Mark, 2010-2013

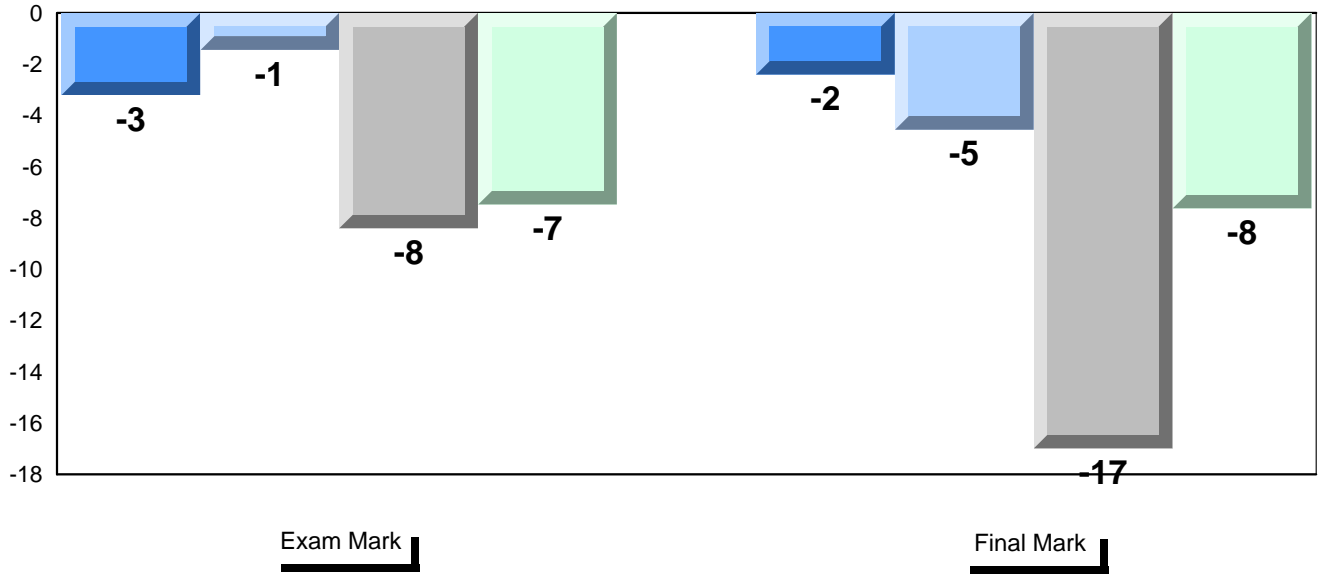


District 4 - Eastern


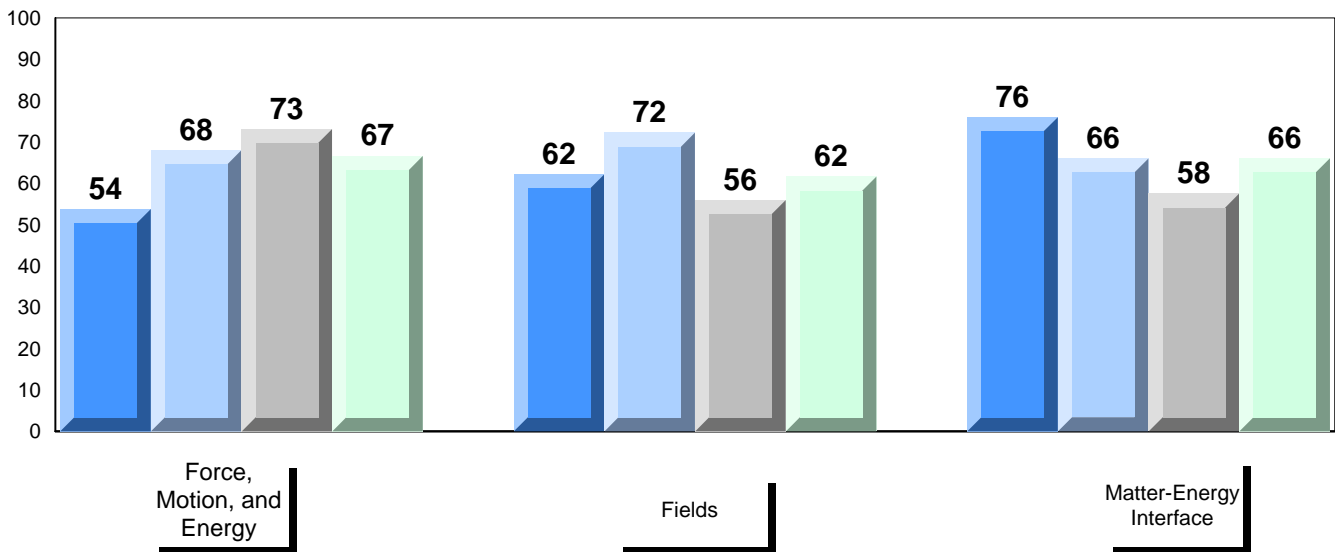
#924 - Tricentia Academy, Arnold's Cove

Grades: K-12

Difference from Provincial Mean, 2010-2013



4 Year Public Exam (Subtest) Mark Trend 2010-2013



District 803 - Private

#450 - St. Bonaventure's College, St. John's

Grades: K-12

Number of Students 2

Physics 3204

School
District
Province

Subtest

**Force,
Motion, and
Energy**

School
District
Province

Fields

School
District
Province

**Matter-Energy
Interface**

School
District
Province

Public Exam Mark	School vs District	School vs Province
<i>School data with 5 or fewer students withheld for reasons of confidentiality.</i>		

Final Mark	School vs District	School vs Province
<i>School data with 5 or fewer students withheld for reasons of confidentiality.</i>		

Average Mark, 2010-2013

School data with 5 or fewer students withheld for reasons of confidentiality.

Exam Mark

Final Mark




District 803 - Private

#450 - St. Bonaventure's College, St. John's

Grades: K-12

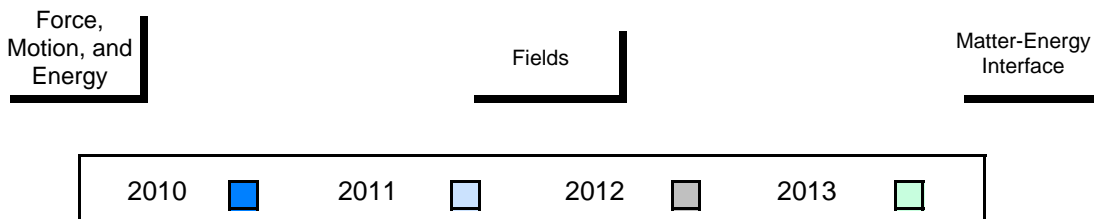
Difference from Provincial Mean, 2010-2013

School data with 5 or fewer students withheld for reasons of confidentiality.



4 Year Public Exam (Subtest) Mark Trend 2010-2013

School data with 5 or fewer students withheld for reasons of confidentiality.



District 803 - Private

#453 - Eric G. Lambert All-Grade, Churchill Falls

Grades: K-12

Number of Students 4

Physics 3204

School
District
Province

Subtest

**Force,
Motion, and
Energy**

School
District
Province

Fields

School
District
Province

**Matter-Energy
Interface**

School
District
Province

Public Exam Mark	School vs District	School vs Province
<i>School data with 5 or fewer students withheld for reasons of confidentiality.</i>		

Final Mark	School vs District	School vs Province
<i>School data with 5 or fewer students withheld for reasons of confidentiality.</i>		

Average Mark, 2010-2013

School data with 5 or fewer students withheld for reasons of confidentiality.

Exam Mark

Final Mark




District 803 - Private

#453 - Eric G. Lambert All-Grade, Churchill Falls

Grades: K-12

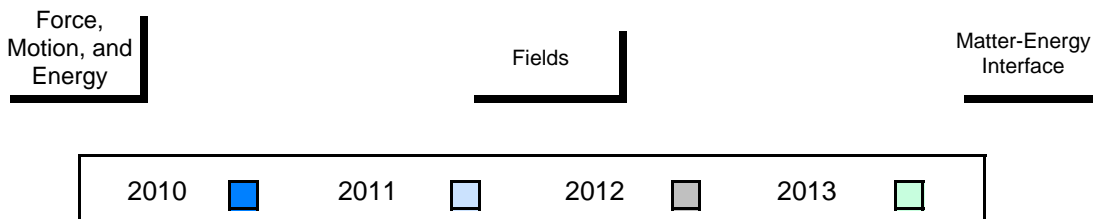
Difference from Provincial Mean, 2010-2013

School data with 5 or fewer students withheld for reasons of confidentiality.



4 Year Public Exam (Subtest) Mark Trend 2010-2013

School data with 5 or fewer students withheld for reasons of confidentiality.



District 804 - Native Federal

#376 - Se't Anneway Kegnamogwom, Conne River

Grades: K-12

Number of Students 2

Physics 3204

School
District
Province

Subtest

**Force,
Motion, and
Energy**

School
District
Province

Fields

School
District
Province

**Matter-Energy
Interface**

School
District
Province

Public Exam Mark	School vs District	School vs Province
<i>School data with 5 or fewer students withheld for reasons of confidentiality.</i>		

Final Mark	School vs District	School vs Province
<i>School data with 5 or fewer students withheld for reasons of confidentiality.</i>		

Average Mark, 2010-2013

School data with 5 or fewer students withheld for reasons of confidentiality.

Exam Mark

Final Mark




District 804 - Native Federal

#376 - Se't Anneway Kegnamogwom, Conne River

Grades: K-12

Difference from Provincial Mean, 2010-2013

School data with 5 or fewer students withheld for reasons of confidentiality.



4 Year Public Exam (Subtest) Mark Trend 2010-2013

School data with 5 or fewer students withheld for reasons of confidentiality.

