

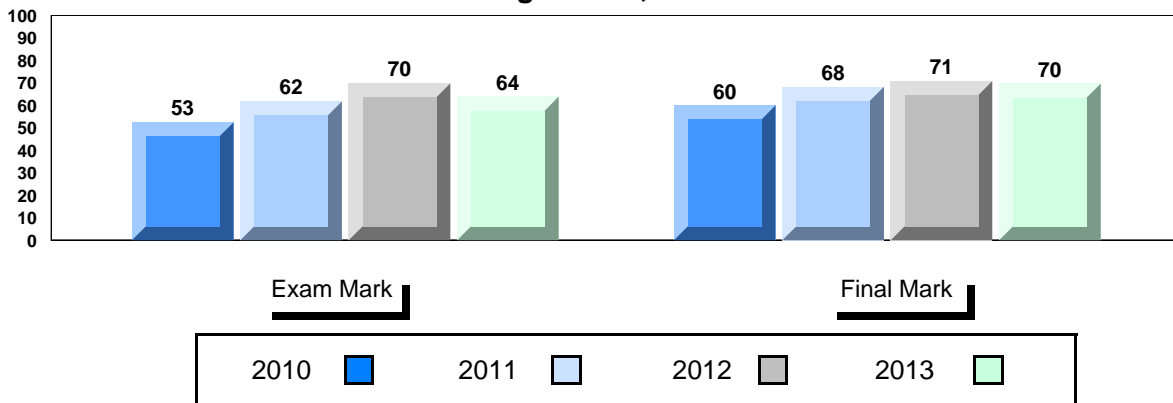
District 1 - Labrador

#010 - Menihek High School, Labrador City

Grades: 8-12

Number of Students		14	Public Exam Mark			Final Mark					
			School vs District	School vs Province	School vs District	School vs Province					
Histoire Mondiale 3231	School	63.9	▲	▼	69.7	▲	▼	72.7			
	District	60.0							66.6		
	Province	67.4									
Subtest	School	75.3	▲	▼							
	District	71.4									
	Province	78.7									
WWI	School	55.8	▲	▼							
	District	49.6									
	Province	58.6									
Challenges and Changes	School	69.1	▲	▲							
	District	61.9									
	Province	67.7									
International Tensions (1930's and WWII)	School	59.2	▼	▼							
	District	59.4									
	Province	66.8									
Cold War	School	46.9	▼	▼							
	District	49.3									
	Province	55.2									
Regional Developments in Post WWII (5.1)	School	52.1									
	District										
	Province										
Regional Developments in Post WWII (5.2)	School	59.2	▲	▼							
	District	58.5									
	Province	66.6									

Average Score, 2010-2013

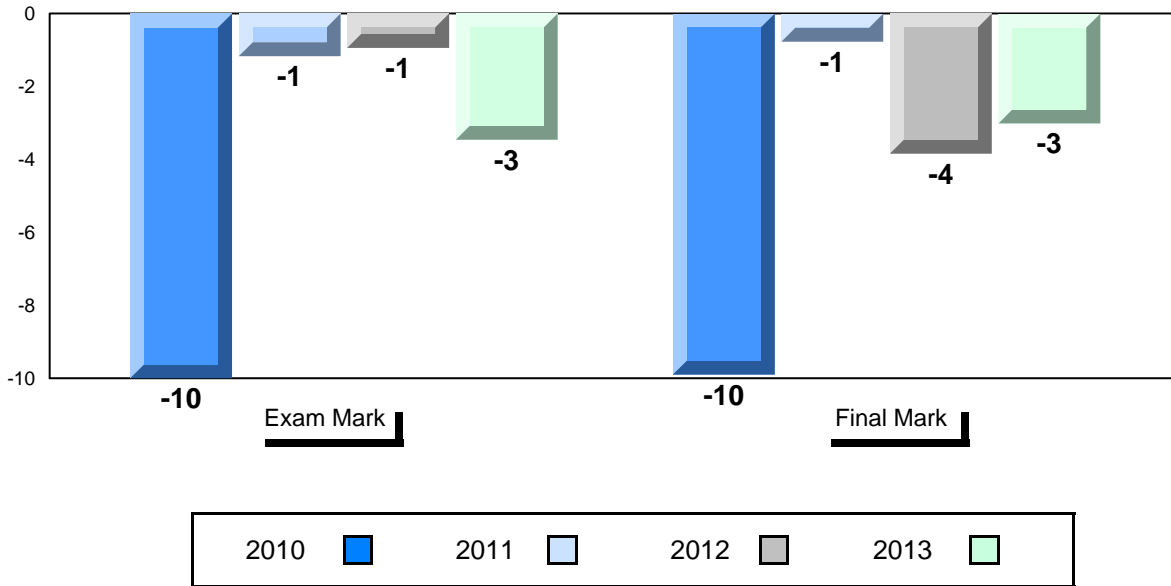


District 1 - Labrador

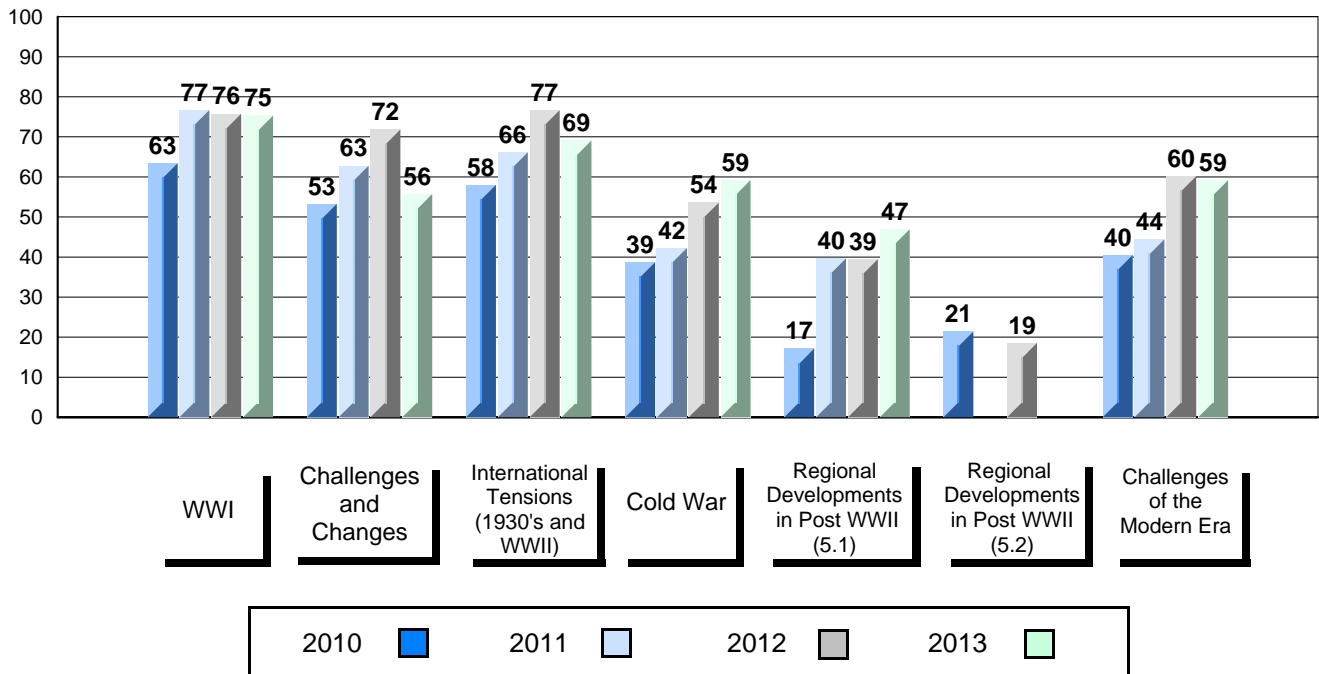
#010 - Menihek High School, Labrador City

Grades: 8-12

Difference from Provincial Mean, 2010-2013



4 Year Public Exam (Subtest) Mark Trend 2010-2013



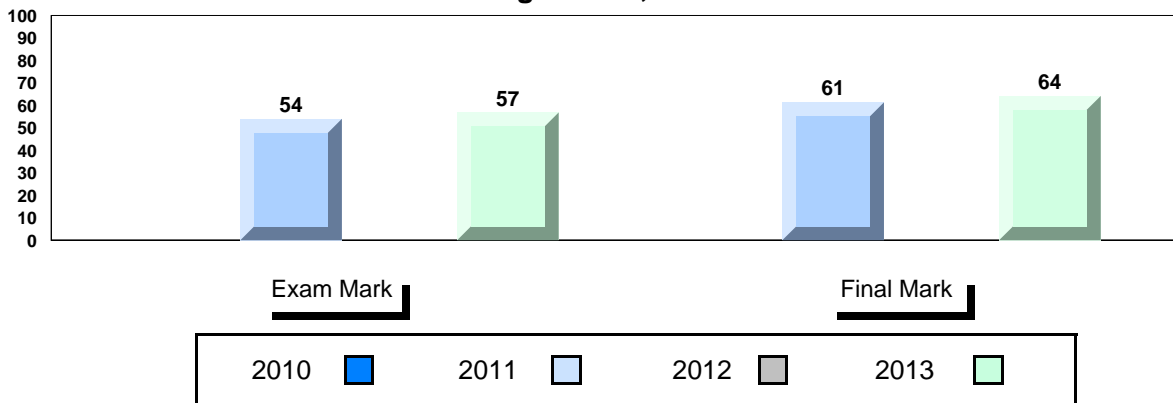
District 1 - Labrador

#477 - Mealy Mountain Collegiate, Happy Valley-Goose Bay

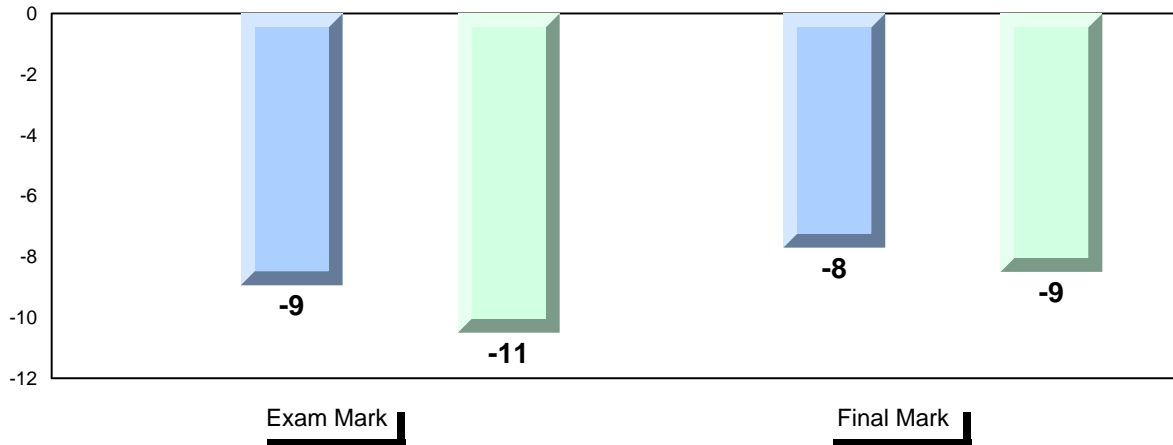
Grades: 8-12

Number of Students		18						
		Public Exam Mark	School vs District	School vs Province	Final Mark	School vs District	School vs Province	
Histoire Mondiale 3231	School	56.9	▼	▼	64.2	▼	▼	
	District	60.0						
	Province	67.4						
Subtest	School	68.4	▼	▼	66.6			
	District	71.4						
	Province	78.7						
WWI	School	68.4	▼	▼	72.7			
	District	71.4						
	Province	78.7						
Challenges and Changes	School	44.8	▼	▼				
	District	49.6						
	Province	58.6						
International Tensions (1930's and WWII)	School	56.3	▼	▼				
	District	61.9						
	Province	67.7						
Cold War	School	59.5	▲	▼				
	District	59.4						
	Province	66.8						
Regional Developments in Post WWII (5.1)	School	51.2	▲	▼				
	District	49.3						
	Province	55.2						
Regional Developments in Post WWII (5.2)	School							
	District							
	Province	52.1						
Challenges of the Modern Era	School	57.9	▼	▼				
	District	58.5						
	Province	66.6						

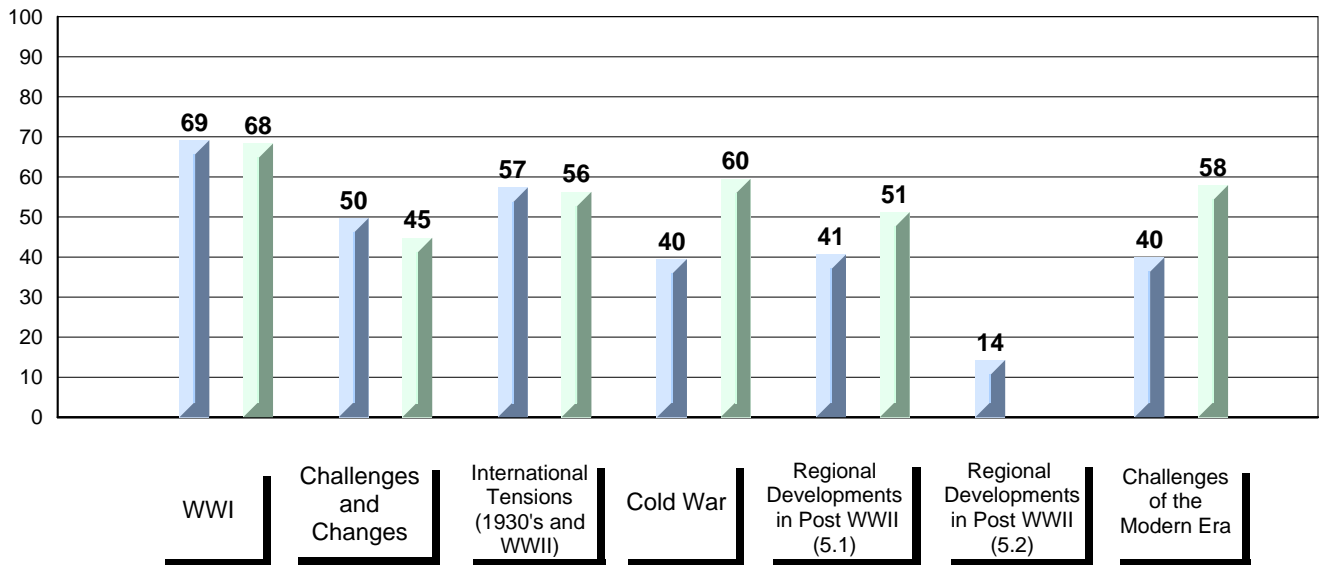
Average Score, 2010-2013



Difference from Provincial Mean, 2010-2013



4 Year Public Exam (Subtest) Mark Trend 2010-2013



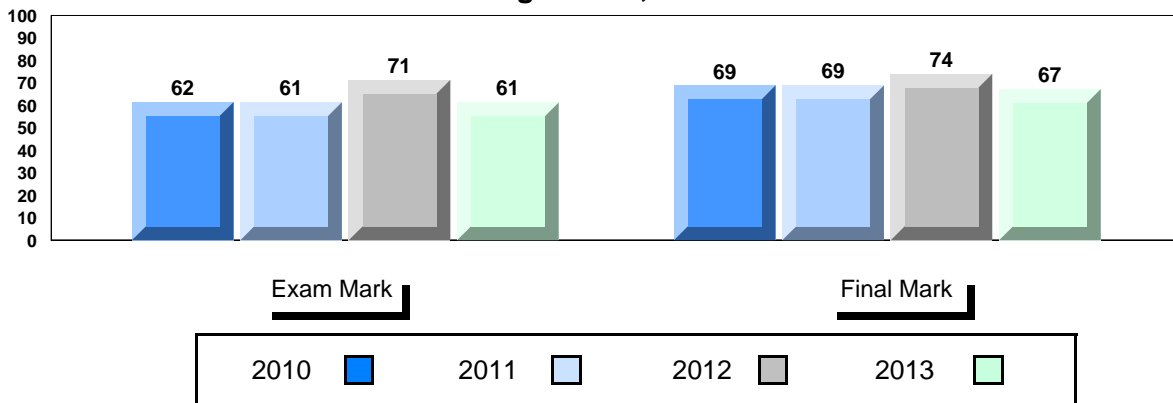
District 2 - Western

#485 - Corner Brook High School, Corner Brook

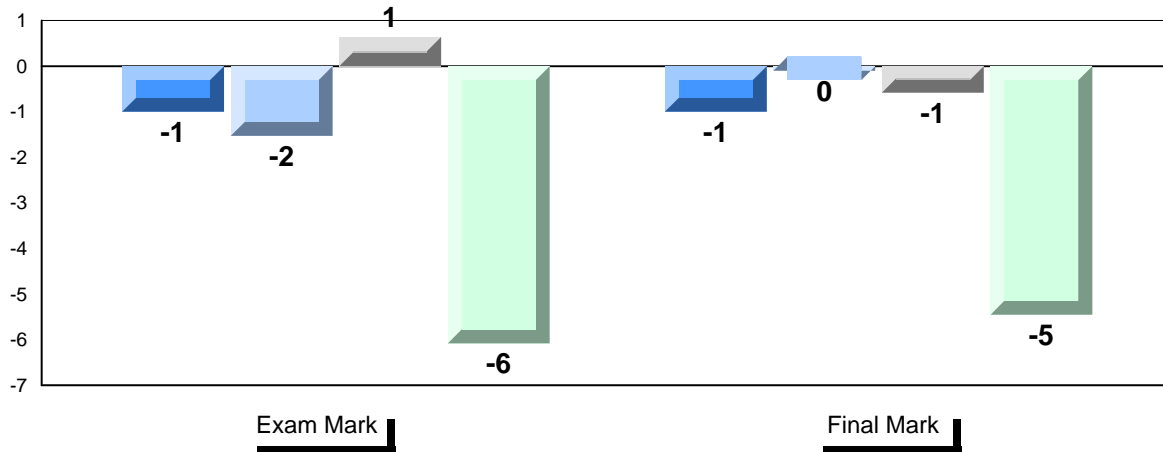
Grades: 10-12

Number of Students		41	Public Exam Mark			Final Mark		
			School vs District	School vs Province	School vs District	School vs Province		
Histoire Mondiale 3231	School	61.3	▲	▼	67.3	▲	▼	
	District	61.3			67.3			
	Province	67.4			72.7			
Subtest								
WWI	School	71.2	▲	▼				
	District	71.2						
	Province	78.7						
Challenges and Changes	School	51.4	▲	▼				
	District	51.4						
	Province	58.6						
International Tensions (1930's and WWII)	School	65.4	▲	▼				
	District	65.4						
	Province	67.7						
Cold War	School	58.5	▲	▼				
	District	58.5						
	Province	66.8						
Regional Developments in Post WWII (5.1)	School	51.7	▲	▼				
	District	51.7						
	Province	55.2						
Regional Developments in Post WWII (5.2)	School							
	District							
	Province	52.1						
Challenges of the Modern Era	School	57.8	▲	▼				
	District	57.8						
	Province	66.6						

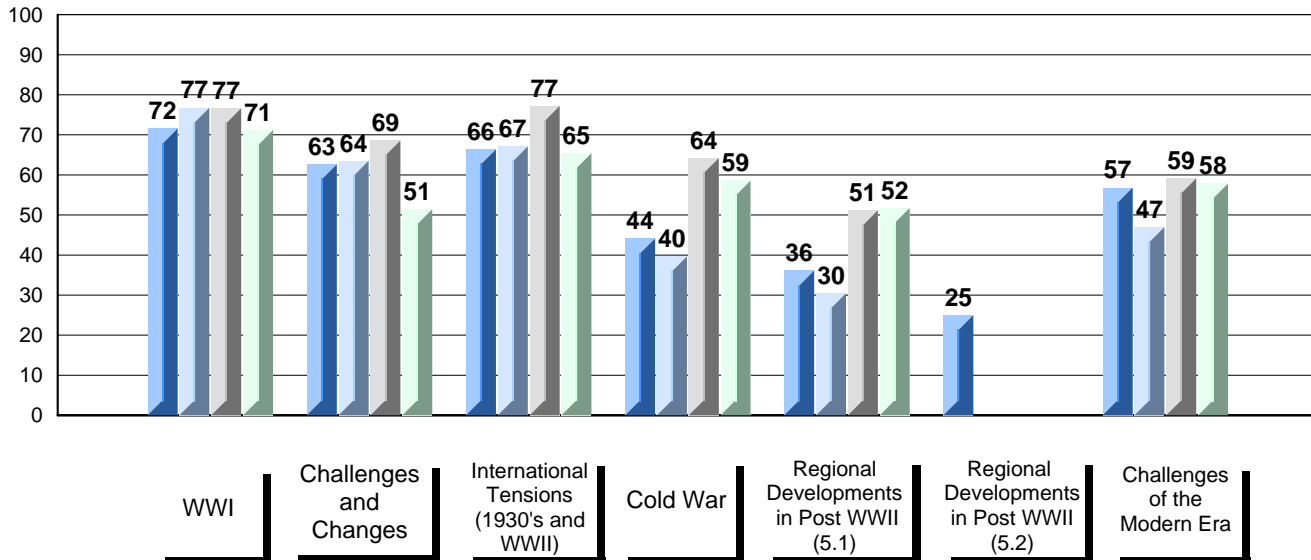
Average Score, 2010-2013



Difference from Provincial Mean, 2010-2013



4 Year Public Exam (Subtest) Mark Trend 2010-2013



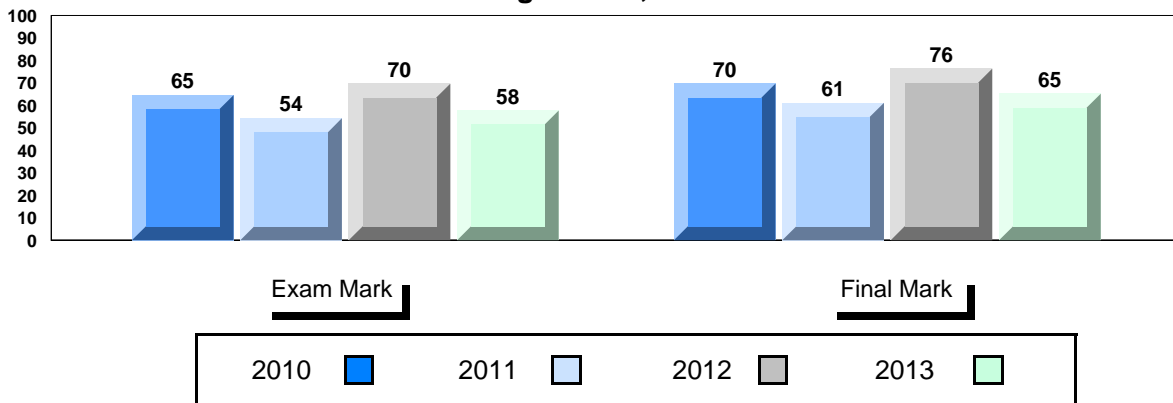
District 3 - Nova Central

#480 - Exploits Valley High, Grand Falls-Windsor

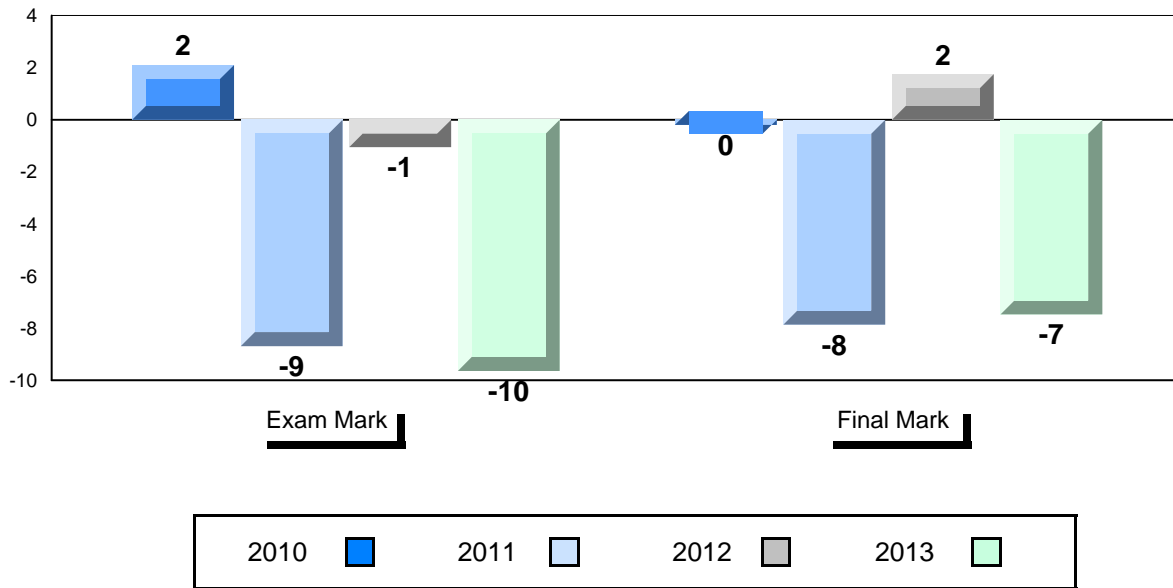
Grades: 10-12

Number of Students		20	Public Exam Mark			Final Mark		
			School vs District	School vs Province	School vs District	School vs Province	School vs District	School vs Province
Histoire Mondiale 3231	School	57.8	▲	▼	65.3	▲	▼	
	District	57.8						
	Province	67.4						
Subtest	School	71.9	▲	▼	65.3	▲	▼	
	District	71.9						
	Province	78.7						
WWI	School	71.9	▲	▼	65.3	▲	▼	
	District	71.9						
	Province	78.7						
Challenges and Changes	School	51.5	▲	▼	65.3	▲	▼	
	District	51.5						
	Province	58.6						
International Tensions (1930's and WWII)	School	58.7	▲	▼	65.3	▲	▼	
	District	58.7						
	Province	67.7						
Cold War	School	47.1	▲	▼	65.3	▲	▼	
	District	47.1						
	Province	66.8						
Regional Developments in Post WWII (5.1)	School	21.4	▲	▼	65.3	▲	▼	
	District	21.4						
	Province	55.2						
Regional Developments in Post WWII (5.2)	School	48.5	▲	▼	65.3	▲	▼	
	District	48.5						
	Province	52.1						
Challenges of the Modern Era	School	56.1	▲	▼	65.3	▲	▼	
	District	56.1						
	Province	66.6						

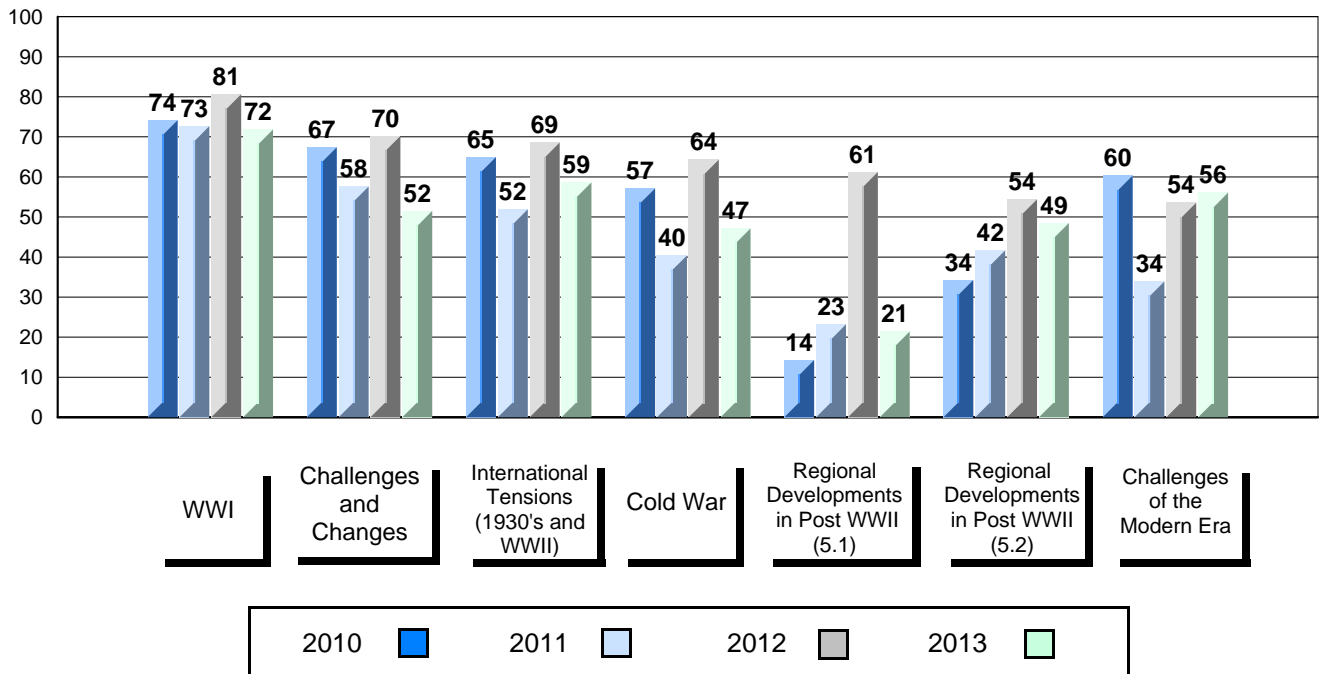
Average Score, 2010-2013



Difference from Provincial Mean, 2010-2013



4 Year Public Exam (Subtest) Mark Trend 2010-2013



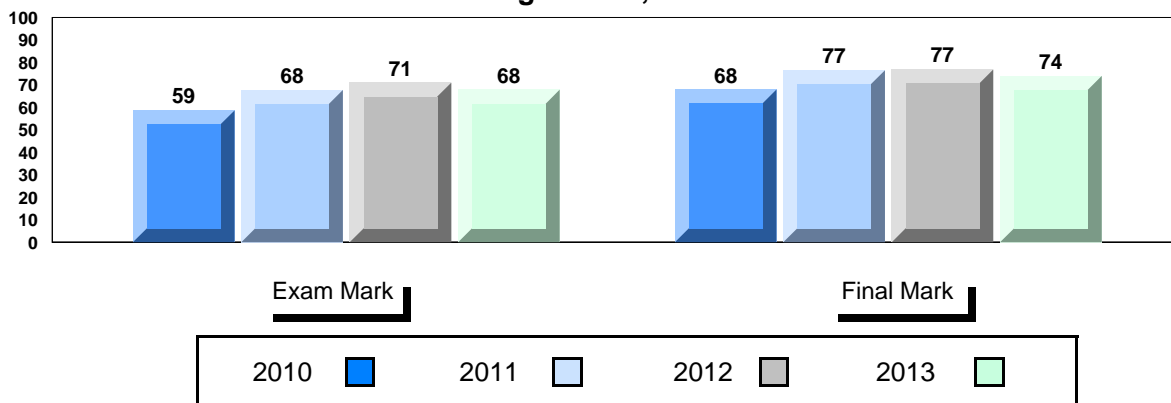
District 4 - Eastern

#249 - Ascension Collegiate, Bay Roberts


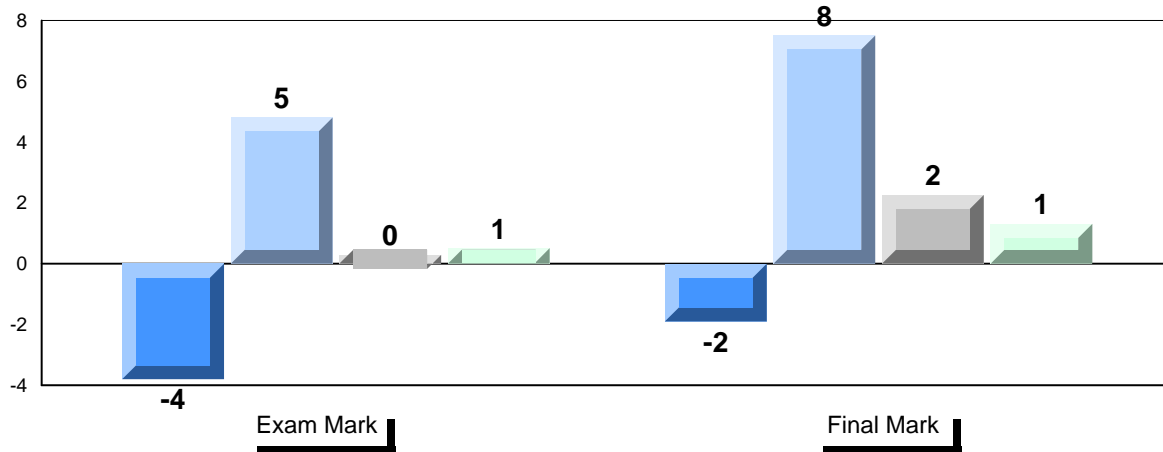
Grades: 10-12

Number of Students		30						
			Public Exam Mark	School vs District	School vs Province	Final Mark	School vs District	School vs Province
Histoire Mondiale 3231	School	67.9		▼	▲	74.0	▼	▲
	District	69.9						
	Province	67.4						
<u>Subtest</u>								
	WWI	School	77.5	▼	▼			
		District	81.1					
Province		78.7						
Challenges and Changes	School	57.0	▼	▼				
	District	61.0						
	Province	58.6						
International Tensions (1930's and WWII)	School	67.3	▼	▼				
	District	69.5						
	Province	67.7						
Cold War	School	72.0	▲	▲				
	District	70.5						
	Province	66.8						
Regional Developments in Post WWII (5.1)	School	64.3	▲	▲				
	District	56.9						
	Province	55.2						
Regional Developments in Post WWII (5.2)	School	55.5						
	District	55.5						
	Province	52.1						
Challenges of the Modern Era	School	66.7	▼	▲				
	District	69.5						
	Province	66.6						

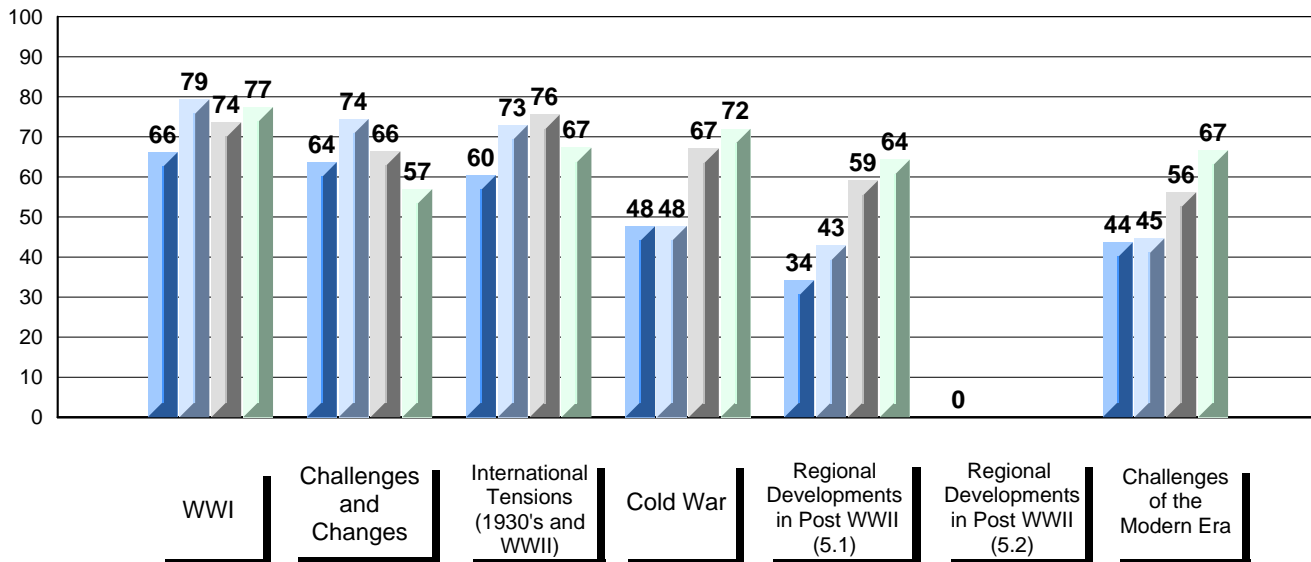
Average Score, 2010-2013



Difference from Provincial Mean, 2010-2013



4 Year Public Exam (Subtest) Mark Trend 2010-2013



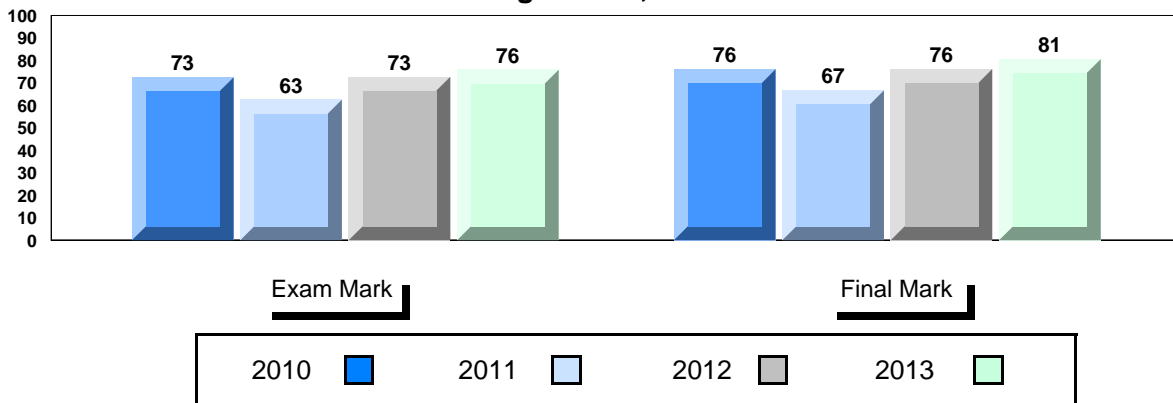
District 4 - Eastern

#253 - Carbonear Collegiate, Carbonear

Grades: 10-12

Number of Students		10	Public Exam Mark			Final Mark					
			School vs District	School vs Province	School vs District	School vs Province					
Histoire Mondiale 3231	School	75.9	▲	▲	80.6	▲	▲	72.7			
	District	69.9							74.8		
	Province	67.4									
Subtest	School	84.8	▲	▲							
	District	81.1									
	Province	78.7									
WWI	School	84.8	▲	▲							
	District	81.1									
	Province	78.7									
Challenges and Changes	School	65.0	▲	▲							
	District	61.0									
	Province	58.6									
International Tensions (1930's and WWII)	School	73.5	▲	▲							
	District	69.5									
	Province	67.7									
Cold War	School	79.3	▲	▲							
	District	70.5									
	Province	66.8									
Regional Developments in Post WWII (5.1)	School	71.4	▲	▲							
	District	56.9									
	Province	55.2									
Regional Developments in Post WWII (5.2)	School	55.5									
	District	55.5									
	Province	52.1									
Challenges of the Modern Era	School	83.6	▲	▲							
	District	69.5									
	Province	66.6									

Average Score, 2010-2013


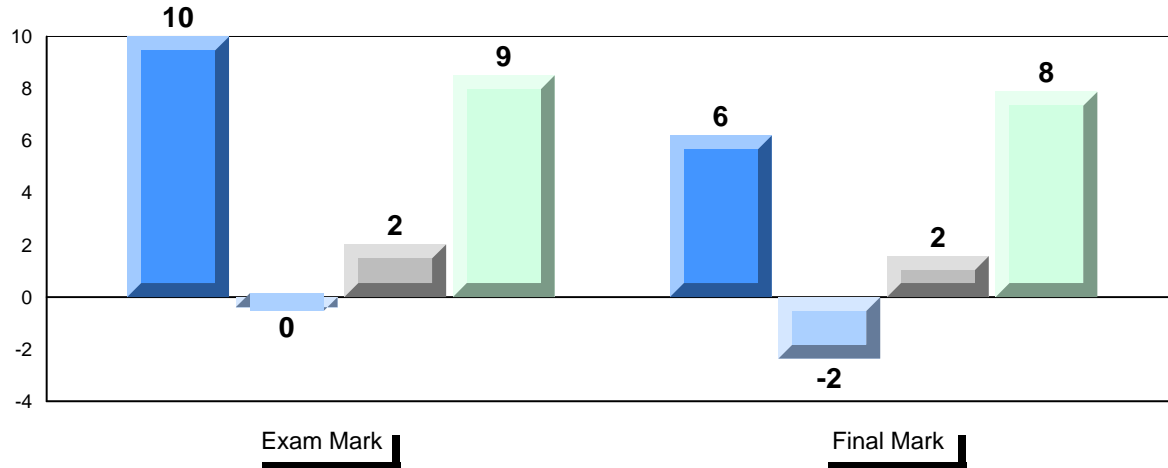


District 4 - Eastern


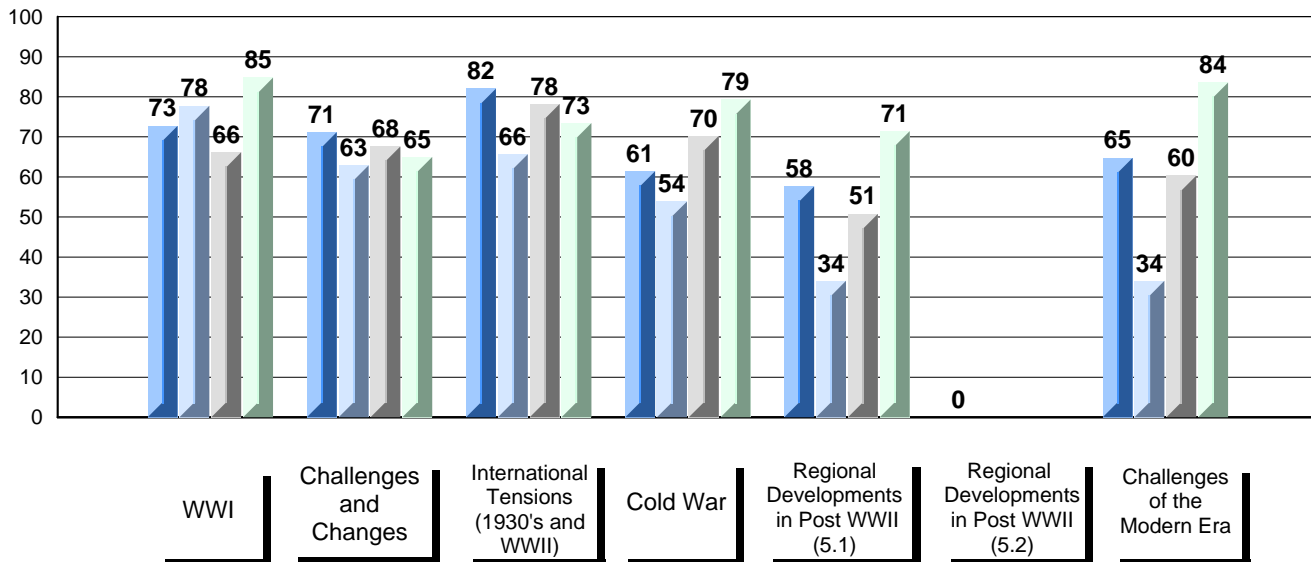
#253 - Carbonear Collegiate, Carbonear

Grades: 10-12

Difference from Provincial Mean, 2010-2013



4 Year Public Exam (Subtest) Mark Trend 2010-2013



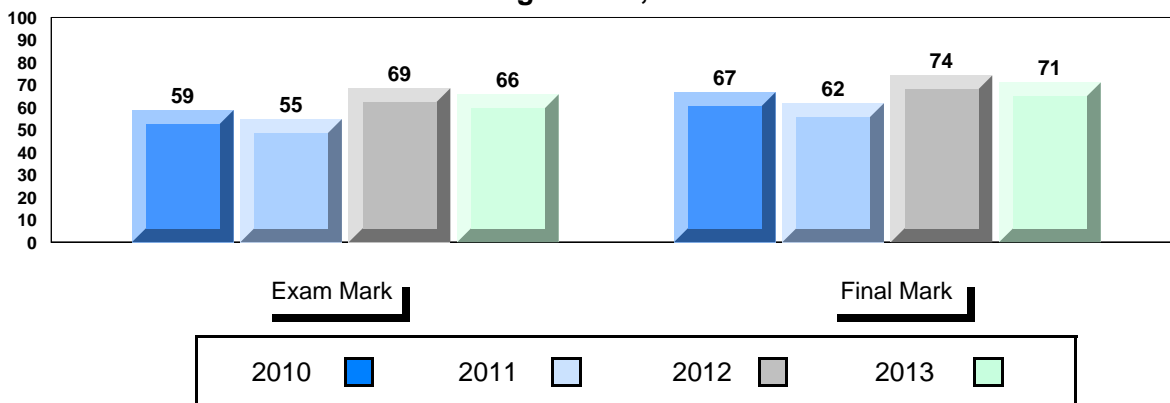
District 4 - Eastern

#302 - Queen Elizabeth Regional High, Conception Bay South (Foxtrap)

Grades: 10-12

Number of Students		36						
		Public Exam Mark	School vs District	School vs Province	Final Mark	School vs District	School vs Province	
Histoire Mondiale 3231	School	65.8	▼	▼	71.1	▼	▼	
	District	69.9						
	Province	67.4						
<u>Subtest</u>								
WWI	School	81.2	▲	▲	74.8			
	District	81.1						
	Province	78.7						
Challenges and Changes	School	54.5	▼	▼	72.7			
	District	61.0						
	Province	58.6						
International Tensions (1930's and WWII)	School	64.4	▼	▼				
	District	69.5						
	Province	67.7						
Cold War	School	69.2	▼	▲				
	District	70.5						
	Province	66.8						
Regional Developments in Post WWII (5.1)	School	47.4	▼	▼				
	District	56.9						
	Province	55.2						
Regional Developments in Post WWII (5.2)	School	55.5						
	District	55.5						
	Province	52.1						
Challenges of the Modern Era	School	65.3	▼	▼				
	District	69.5						
	Province	66.6						

Average Score, 2010-2013

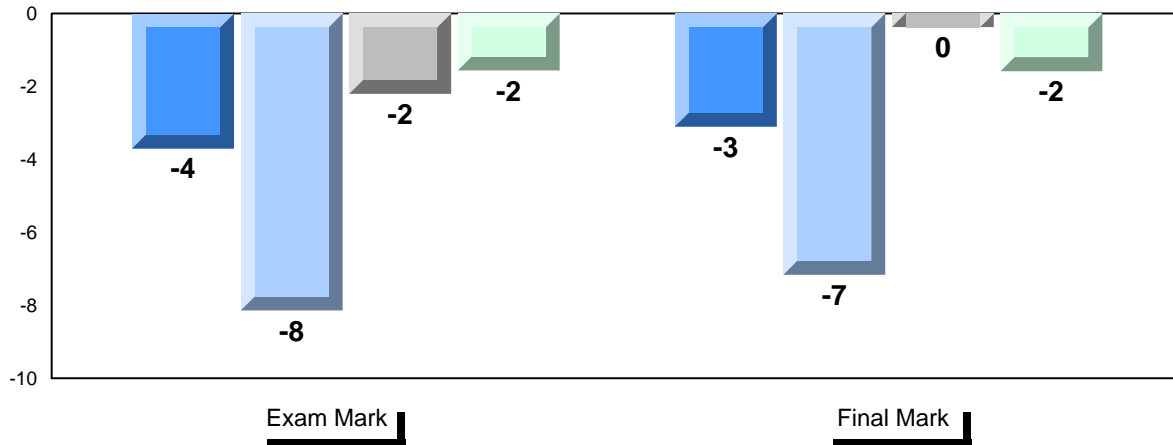


District 4 - Eastern

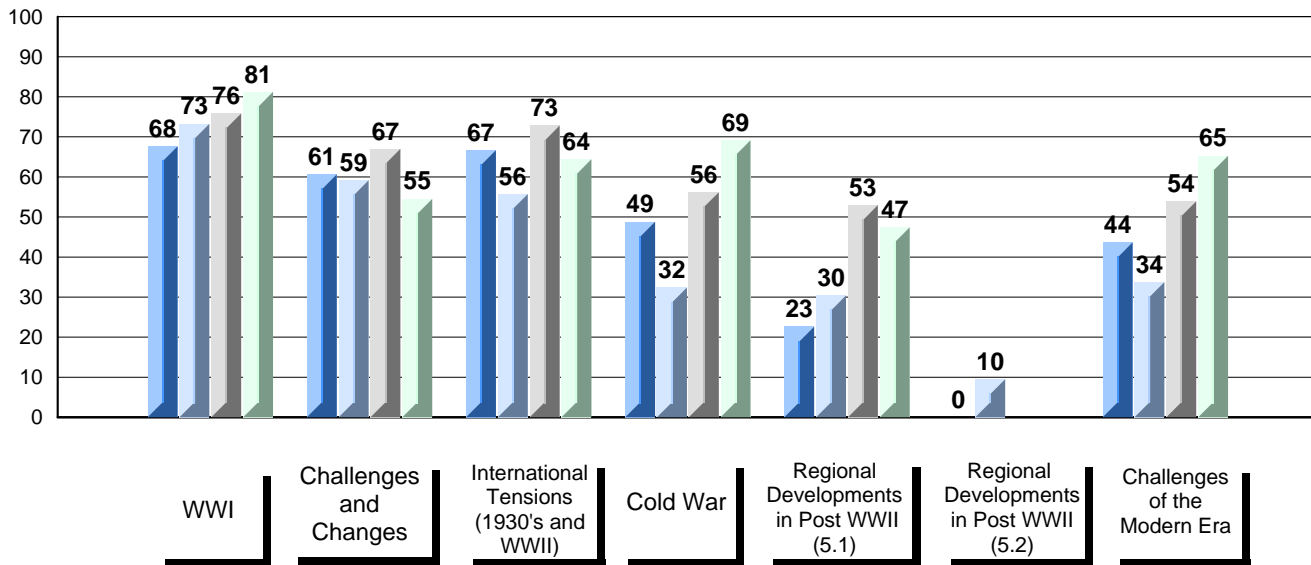
#302 - Queen Elizabeth Regional High, Conception Bay South (Foxtrap)

Grades: 10-12

Difference from Provincial Mean, 2010-2013



4 Year Public Exam (Subtest) Mark Trend 2010-2013



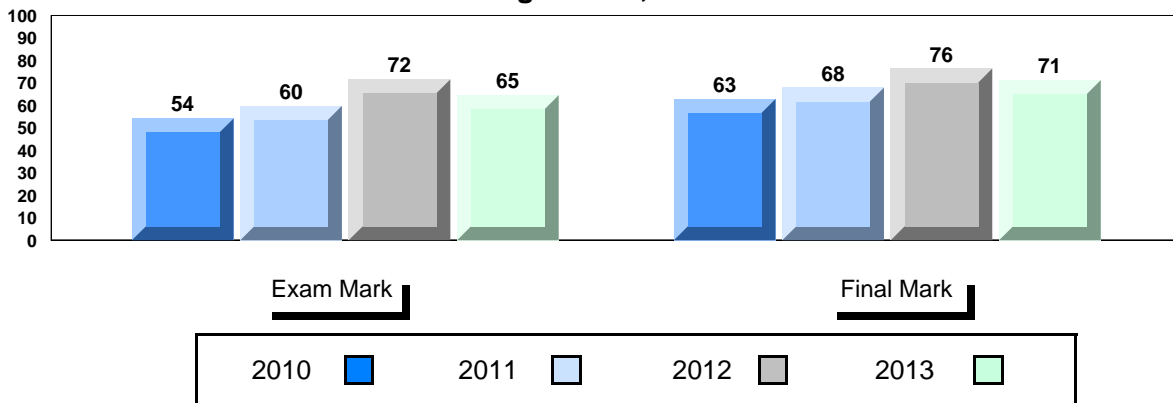
District 4 - Eastern

#304 - Holy Spirit High, Conception Bay South (Manuels)

Grades: 9-12

Number of Students		23						
		Public Exam Mark	School vs District	School vs Province	Final Mark	School vs District	School vs Province	
Histoire Mondiale 3231	School	64.6	▼	▼	71.3	▼	▼	
	District	69.9						
	Province	67.4						
<u>Subtest</u>	School	77.1	▼	▼				
	District	81.1						
	Province	78.7						
WWI	School	77.1	▼	▼				
	District	81.1						
	Province	78.7						
Challenges and Changes	School	52.8	▼	▼				
	District	61.0						
	Province	58.6						
International Tensions (1930's and WWII)	School	65.4	▼	▼				
	District	69.5						
	Province	67.7						
Cold War	School	70.0	▼	▲				
	District	70.5						
	Province	66.8						
Regional Developments in Post WWII (5.1)	School	51.0	▼	▼				
	District	56.9						
	Province	55.2						
Regional Developments in Post WWII (5.2)	School	21.4	▼	▼				
	District	55.5						
	Province	52.1						
Challenges of the Modern Era	School	60.6	▼	▼				
	District	69.5						
	Province	66.6						

Average Score, 2010-2013


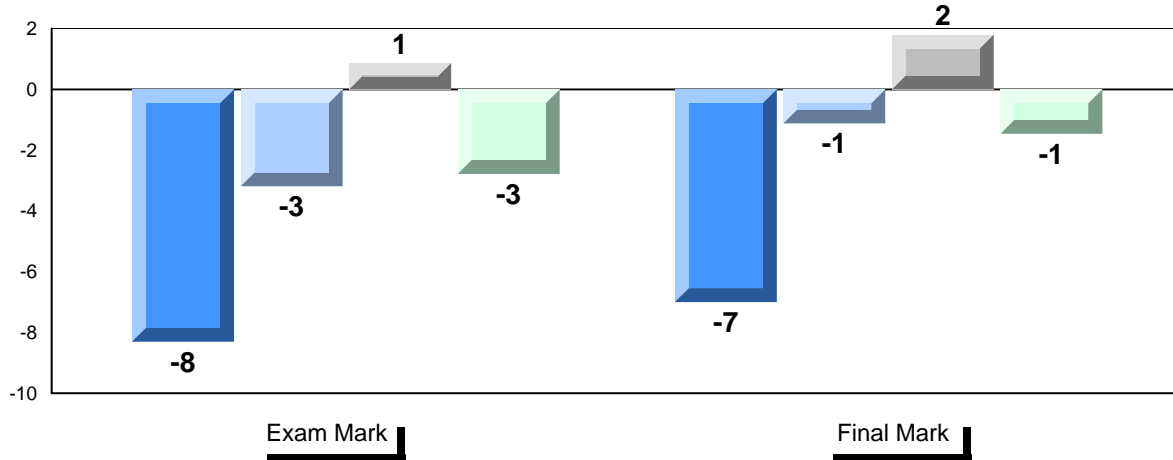


District 4 - Eastern


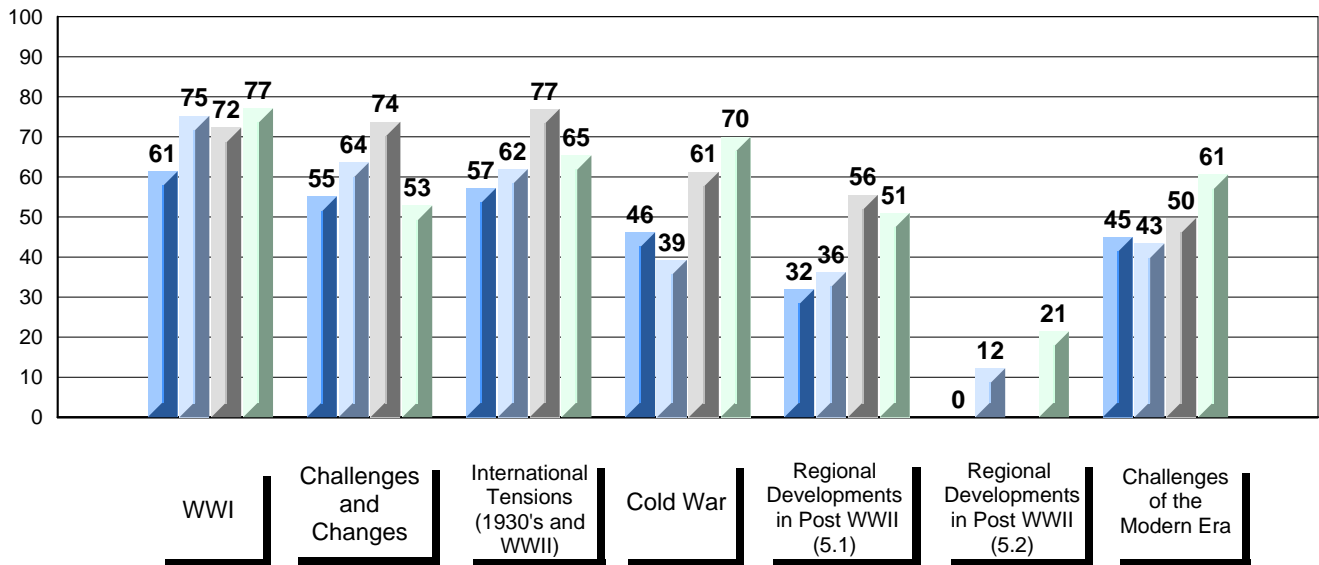
#304 - Holy Spirit High, Conception Bay South (Manuels)

Grades: 9-12

Difference from Provincial Mean, 2010-2013



4 Year Public Exam (Subtest) Mark Trend 2010-2013



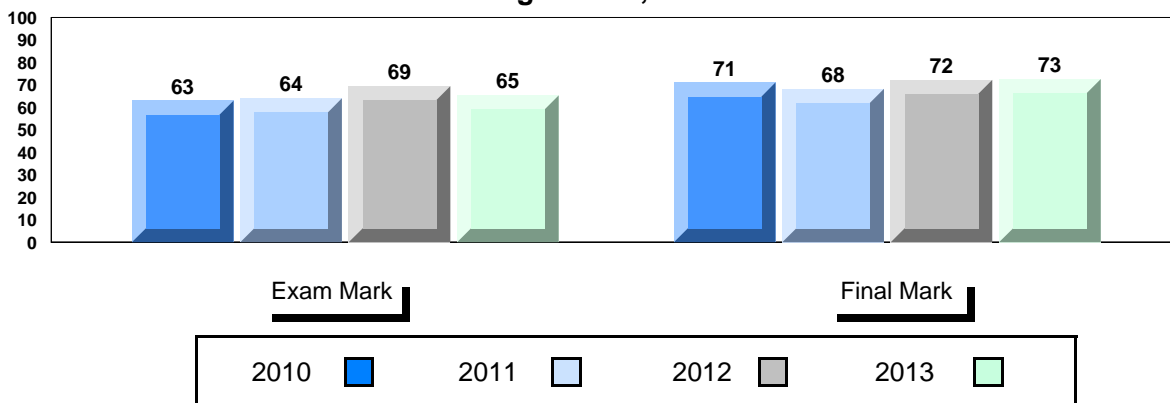
District 4 - Eastern

#311 - Mount Pearl Senior High, Mount Pearl

Grades: 10-12

Number of Students		43						
		Public Exam Mark	School vs District	School vs Province	Final Mark	School vs District	School vs Province	
Histoire Mondiale 3231	School	65.4	▼	▼	72.6	▼	▼	
	District	69.9						
	Province	67.4						
<u>Subtest</u>	School	78.9	▼	▲				
	District	81.1						
	Province	78.7						
Challenges and Changes	School	57.3	▼	▼				
	District	61.0						
	Province	58.6						
International Tensions (1930's and WWII)	School	67.3	▼	▼				
	District	69.5						
	Province	67.7						
Cold War	School	59.0	▼	▼				
	District	70.5						
	Province	66.8						
Regional Developments in Post WWII (5.1)	School	52.0	▼	▼				
	District	56.9						
	Province	55.2						
Regional Developments in Post WWII (5.2)	School	55.5						
	District	55.5						
	Province	52.1						
Challenges of the Modern Era	School	61.5	▼	▼				
	District	69.5						
	Province	66.6						

Average Score, 2010-2013

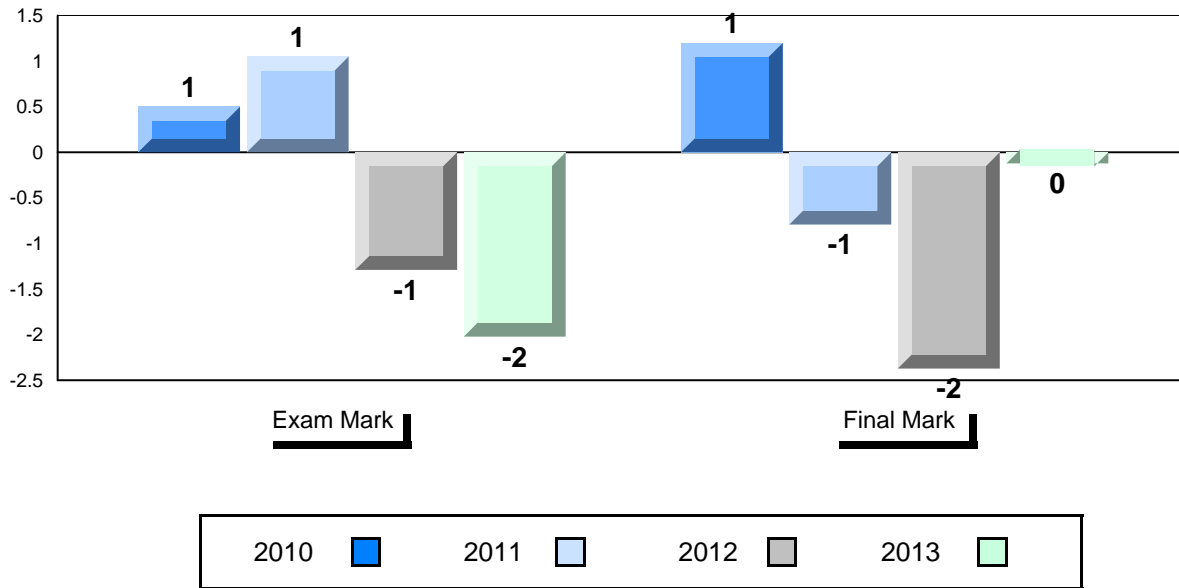


District 4 - Eastern

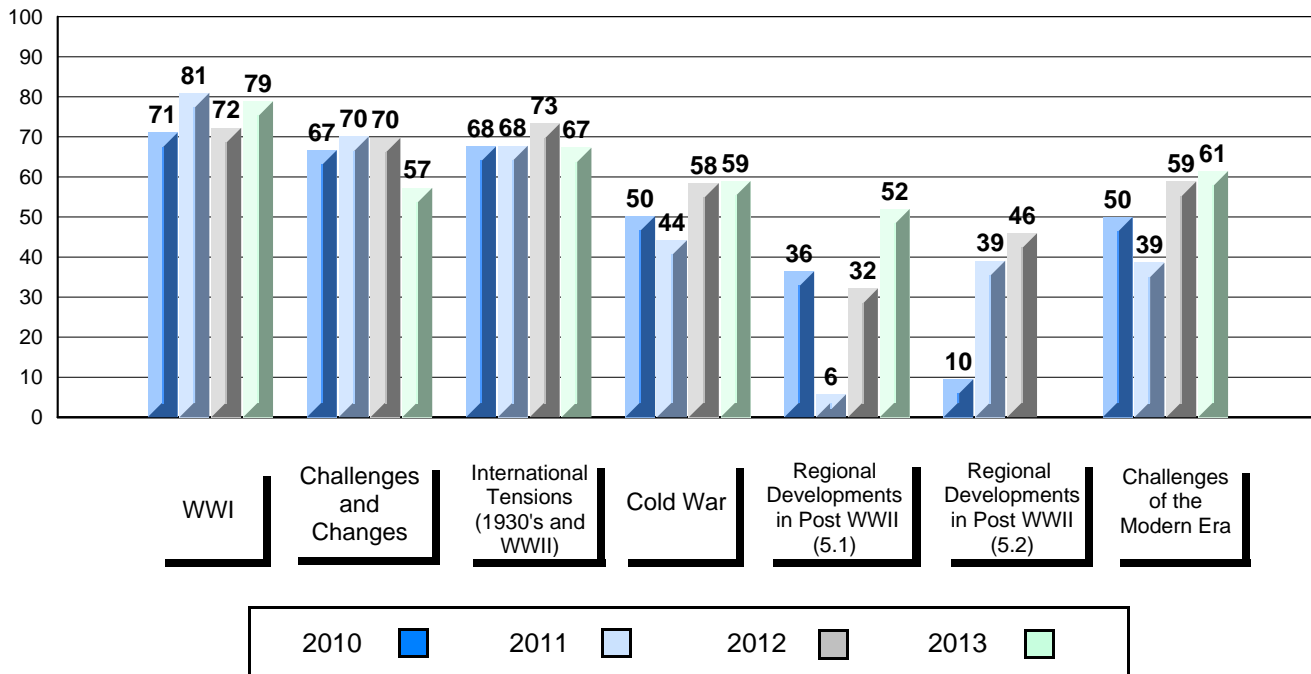
#311 - Mount Pearl Senior High, Mount Pearl

Grades: 10-12

Difference from Provincial Mean, 2010-2013



4 Year Public Exam (Subtest) Mark Trend 2010-2013



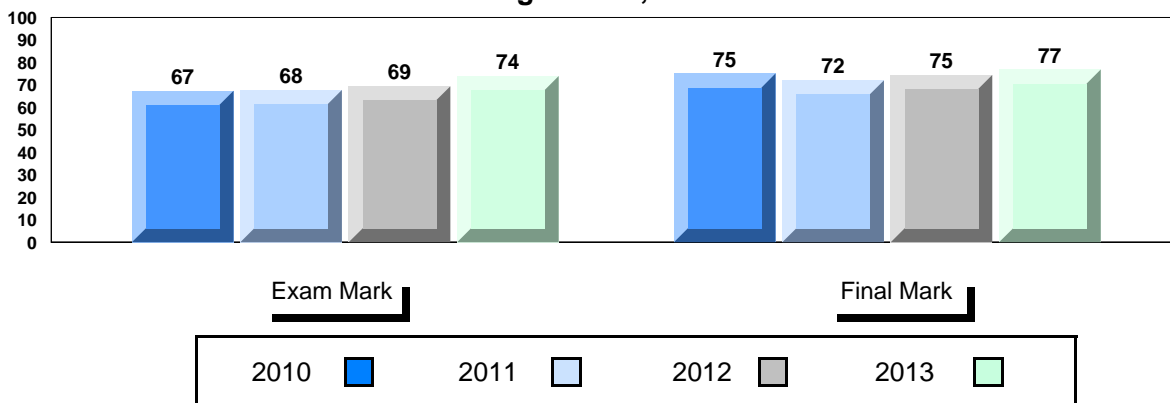
District 4 - Eastern

#313 - O'Donel High School, Mount Pearl

Grades: 10-12

Number of Students		45	Public Exam Mark			Final Mark		
			School vs District	School vs Province	School vs District	School vs Province		
Histoire Mondiale 3231	School	74.0	▲	▲	76.9	▲	▲	72.7
	District	69.9						
	Province	67.4						
Subtest	School	82.6	▲	▲				
	District	81.1						
	Province	78.7						
WWI	School	67.7	▲	▲				
	District	61.0						
	Province	58.6						
Challenges and Changes	School	73.3	▲	▲				
	District	69.5						
	Province	67.7						
International Tensions (1930's and WWII)	School	73.6	▲	▲				
	District	70.5						
	Province	66.8						
Cold War	School	33.9	▼	▼				
	District	56.9						
	Province	55.2						
Regional Developments in Post WWII (5.1)	School	66.3	▲	▲				
	District	55.5						
	Province	52.1						
Regional Developments in Post WWII (5.2)	School	73.3	▲	▲				
	District	69.5						
	Province	66.6						
Challenges of the Modern Era	School	73.3	▲	▲				
	District	69.5						
	Province	66.6						

Average Score, 2010-2013

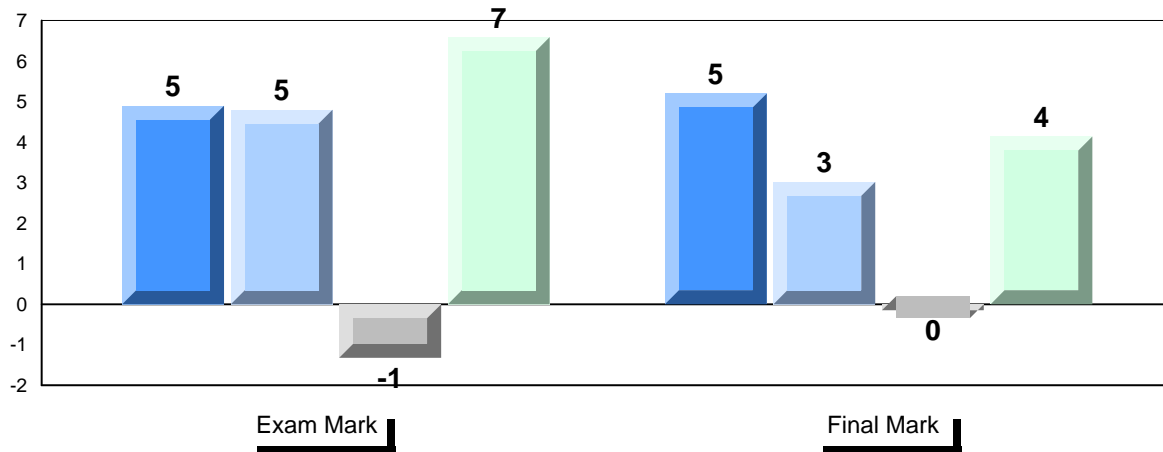


District 4 - Eastern

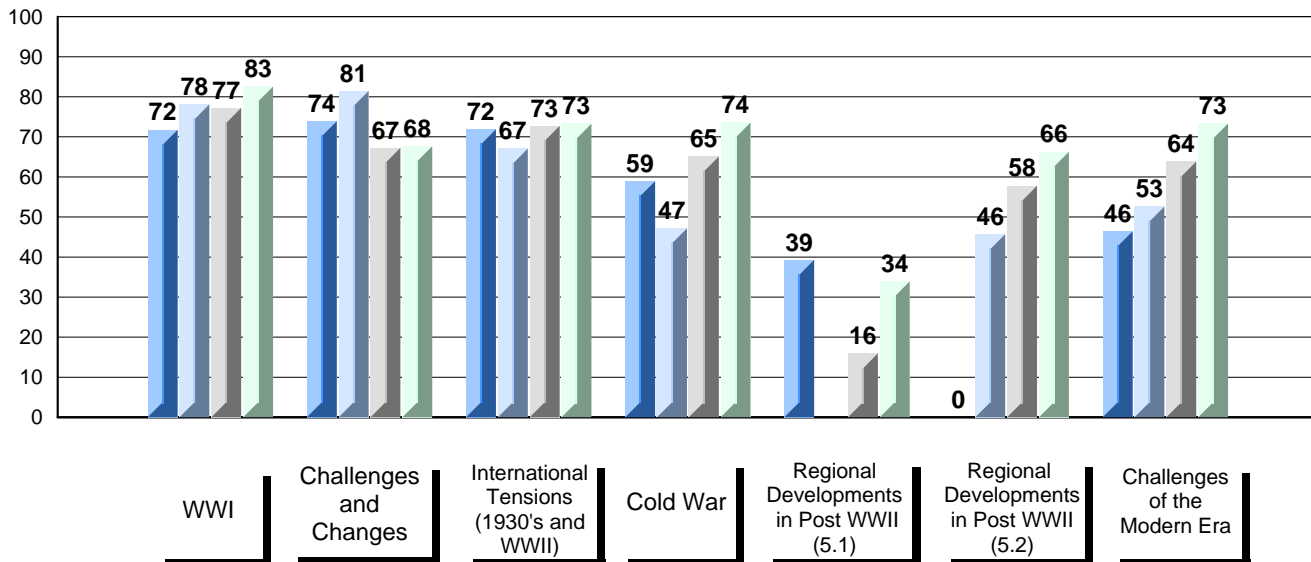
#313 - O'Donel High School, Mount Pearl

Grades: 10-12

Difference from Provincial Mean, 2010-2013



4 Year Public Exam (Subtest) Mark Trend 2010-2013



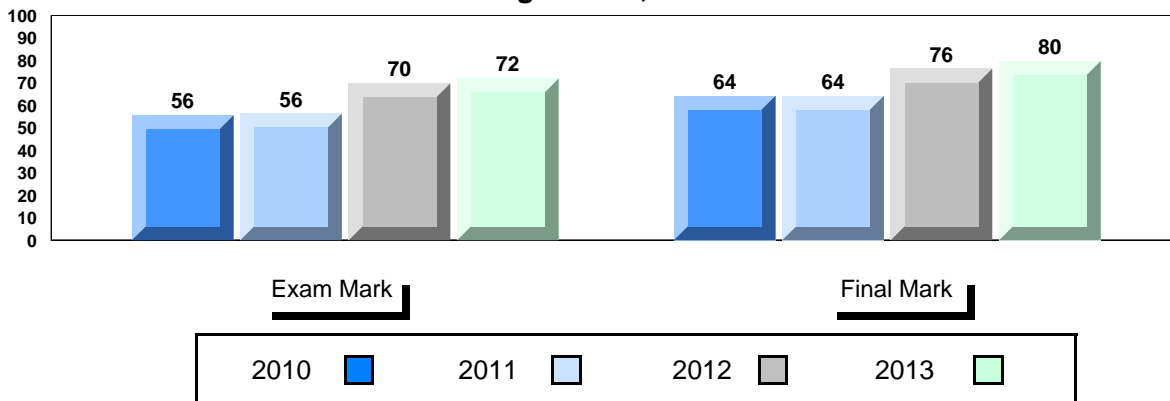
District 4 - Eastern

#327 - Bishops College High, St. John's

Grades: 10-12

Number of Students		9	Public Exam Mark			Final Mark		
			School vs District	School vs Province	School vs District	School vs Province		
Histoire Mondiale 3231	School	72.0	▲	▲	79.8	▲	▲	72.7
	District	69.9						
	Province	67.4						
Subtest	School	84.3	▲	▲				
	District	81.1						
	Province	78.7						
WWI	School	68.4	▲	▲				
	District	61.0						
	Province	58.6						
Challenges and Changes	School	71.4	▲	▲				
	District	69.5						
	Province	67.7						
International Tensions (1930's and WWII)	School	68.7	▼	▲				
	District	70.5						
	Province	66.8						
Cold War	School	63.1	▲	▲				
	District	56.9						
	Province	55.2						
Regional Developments in Post WWII (5.1)	School	28.6	▼	▼				
	District	55.5						
	Province	52.1						
Regional Developments in Post WWII (5.2)	School	69.8	▲	▲				
	District	69.5						
	Province	66.6						
Challenges of the Modern Era	School							
	District							
	Province							

Average Score, 2010-2013

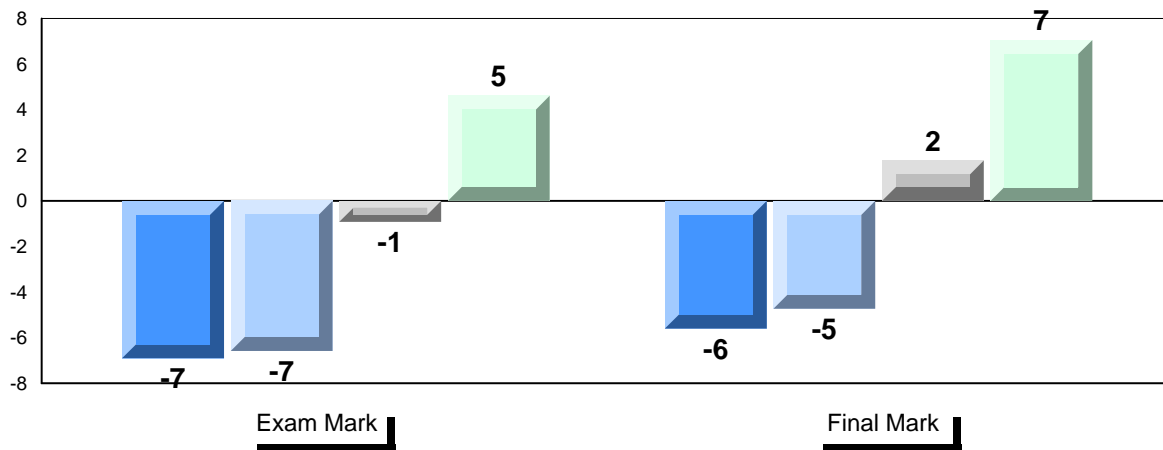


District 4 - Eastern


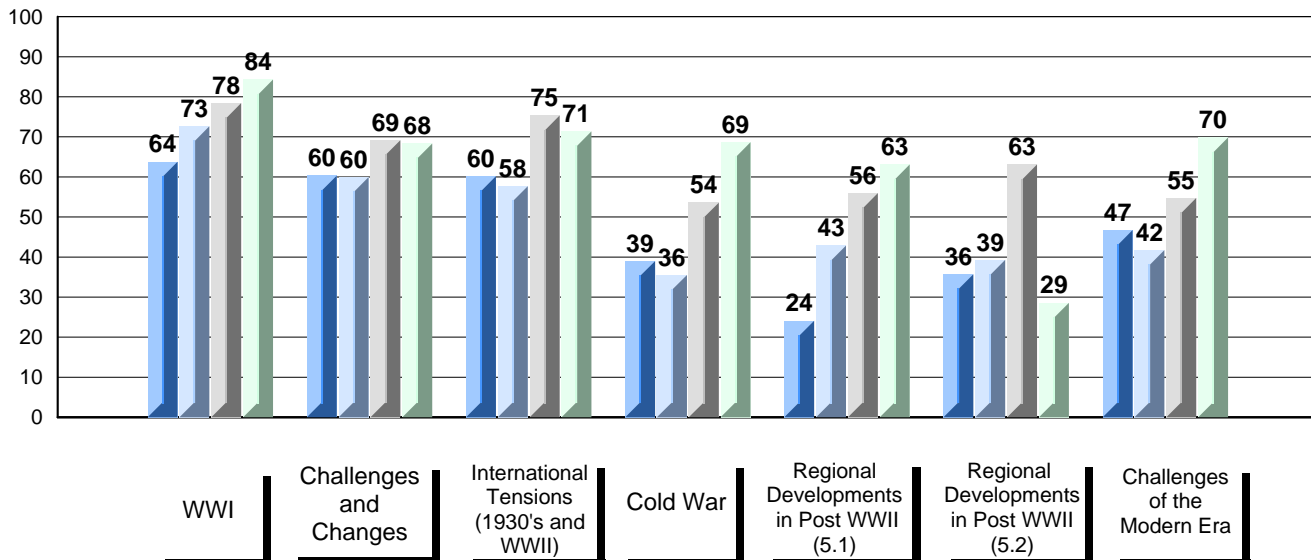
#327 - Bishops College High, St. John's

Grades: 10-12

Difference from Provincial Mean, 2010-2013



4 Year Public Exam (Subtest) Mark Trend 2010-2013



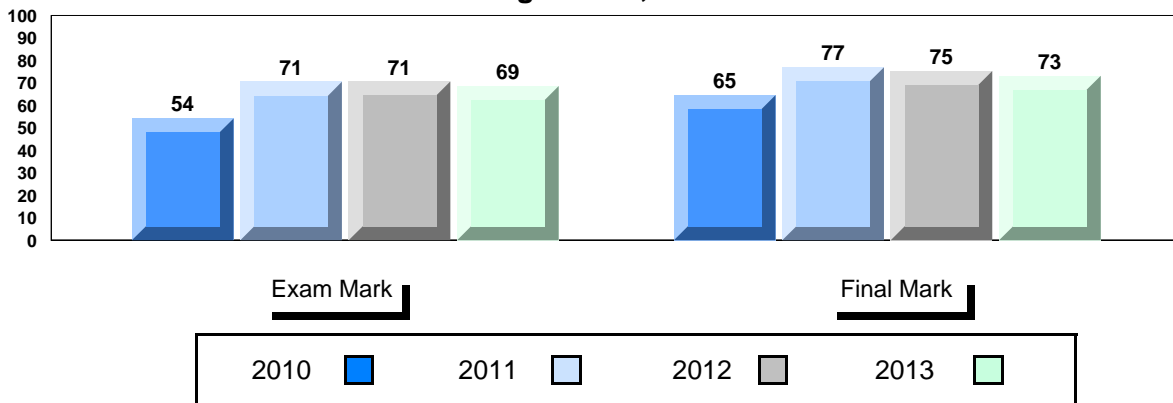
District 4 - Eastern

#328 - Booth Memorial High School, St. John's

Grades: 10-12

Number of Students		14	Public Exam Mark			Final Mark		
			School vs District	School vs Province	School vs District	School vs Province		
Histoire Mondiale 3231	School	68.6	▼	▲	73.2	▼	▲	
	District	69.9			74.8			
	Province	67.4			72.7			
Subtest								
WWI	School	78.7	▼	▲				
	District	81.1						
	Province	78.7						
Challenges and Changes	School	61.5	▲	▲				
	District	61.0						
	Province	58.6						
International Tensions (1930's and WWII)	School	68.3	▼	▲				
	District	69.5						
	Province	67.7						
Cold War	School	67.9	▼	▲				
	District	70.5						
	Province	66.8						
Regional Developments in Post WWII (5.1)	School	60.2	▲	▲				
	District	56.9						
	Province	55.2						
Regional Developments in Post WWII (5.2)	School	55.5						
	District	55.5						
	Province	52.1						
Challenges of the Modern Era	School	68.4	▼	▲				
	District	69.5						
	Province	66.6						

Average Score, 2010-2013

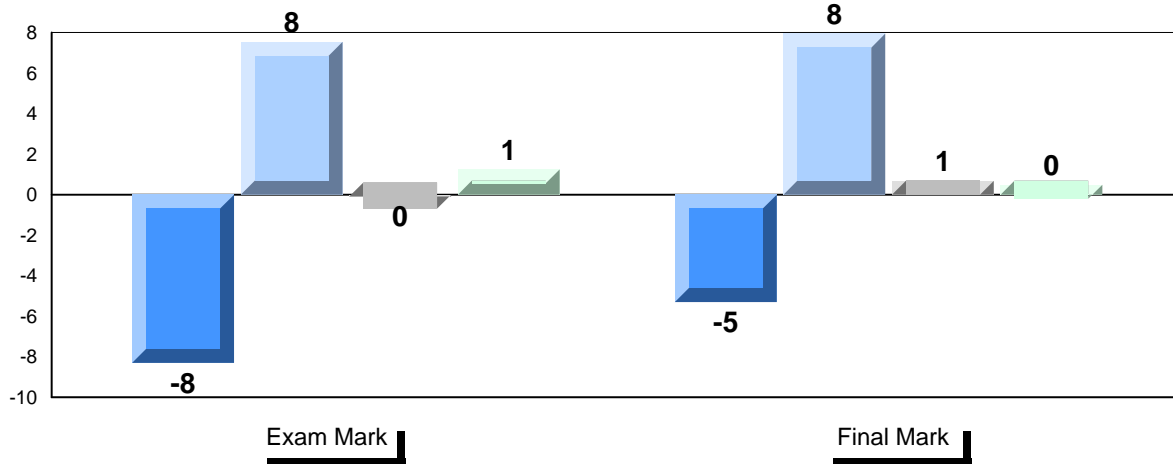


District 4 - Eastern

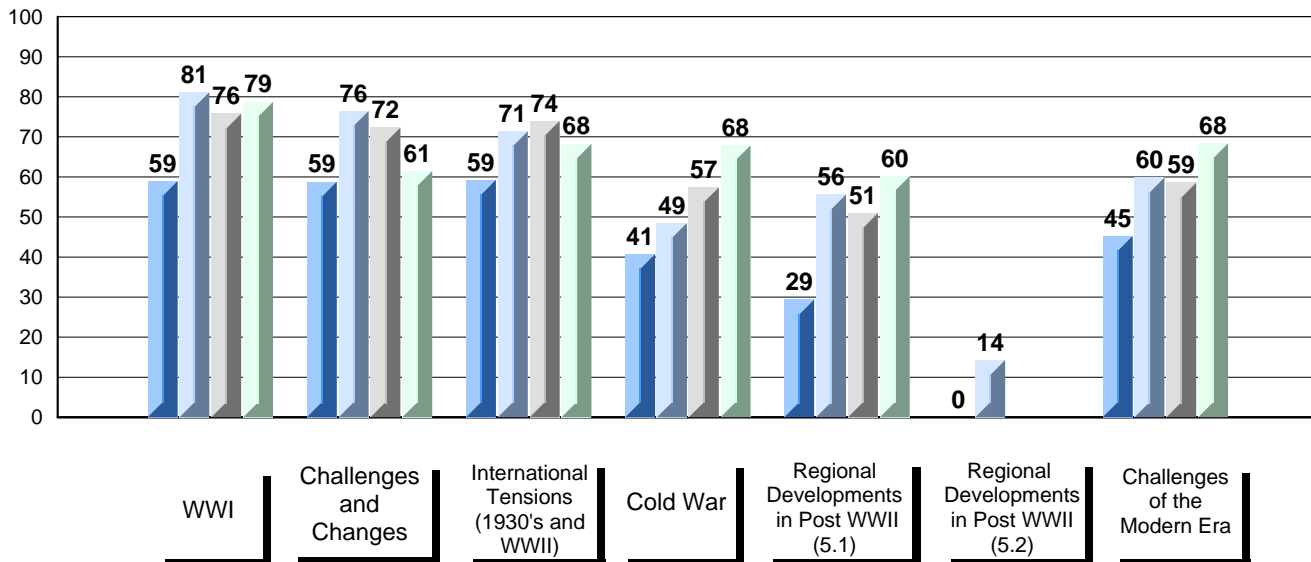
#328 - Booth Memorial High School, St. John's

Grades: 10-12

Difference from Provincial Mean, 2010-2013



4 Year Public Exam (Subtest) Mark Trend 2010-2013



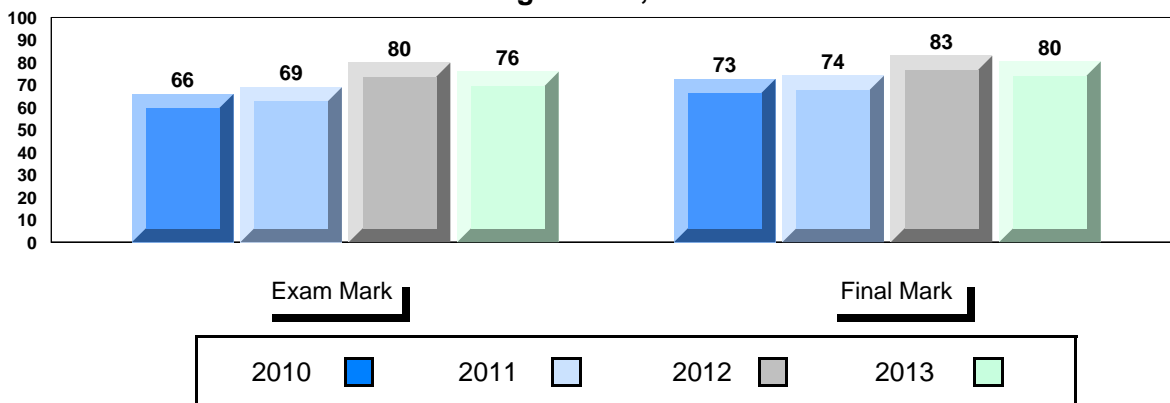
District 4 - Eastern

#336 - Gonzaga Regional High, St. John's

Grades: 10-12

Number of Students		58						
		Public Exam Mark	School vs District	School vs Province	Final Mark	School vs District	School vs Province	
Histoire Mondiale 3231	School	75.9	▲	▲	80.4	▲	▲	
	District	69.9						74.8
	Province	67.4						72.7
<u>Subtest</u> WWI	School	84.2	▲	▲				
	District	81.1						
	Province	78.7						
Challenges and Changes	School	66.3	▲	▲				
	District	61.0						
	Province	58.6						
International Tensions (1930's and WWII)	School	75.1	▲	▲				
	District	69.5						
	Province	67.7						
Cold War	School	80.1	▲	▲				
	District	70.5						
	Province	66.8						
Regional Developments in Post WWII (5.1)	School	69.3	▲	▲				
	District	56.9						
	Province	55.2						
Regional Developments in Post WWII (5.2)	School	39.3	▼	▼				
	District	55.5						
	Province	52.1						
Challenges of the Modern Era	School	77.1	▲	▲				
	District	69.5						
	Province	66.6						

Average Score, 2010-2013

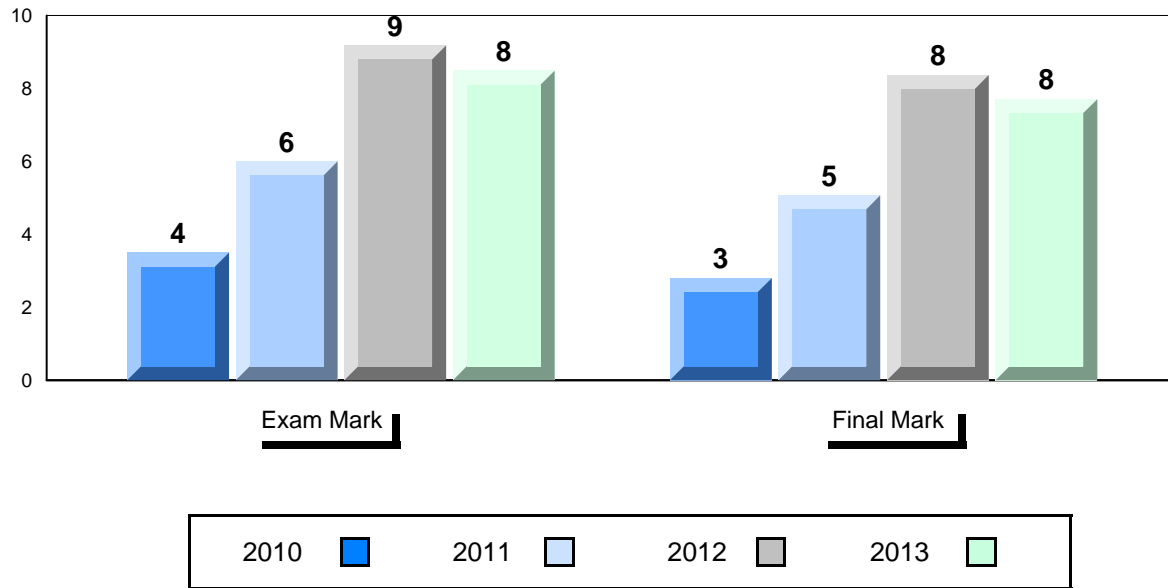


District 4 - Eastern

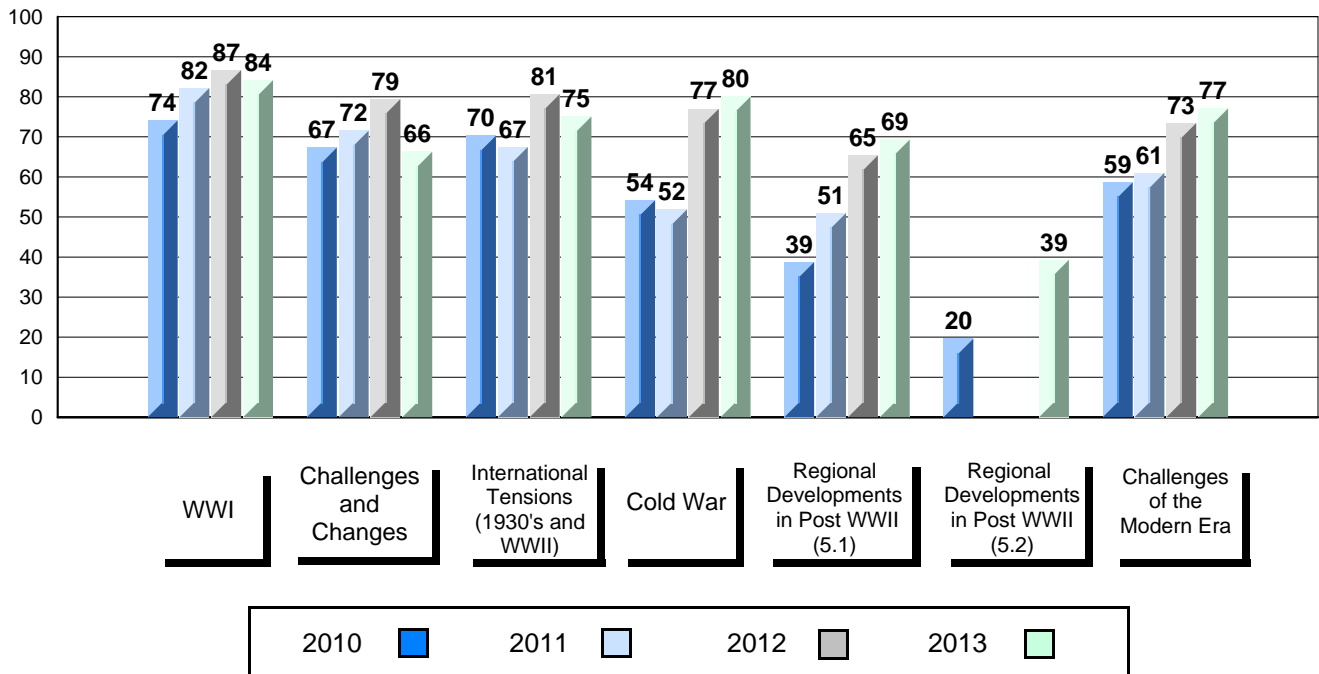
#336 - Gonzaga Regional High, St. John's

Grades: 10-12

Difference from Provincial Mean, 2010-2013



4 Year Public Exam (Subtest) Mark Trend 2010-2013



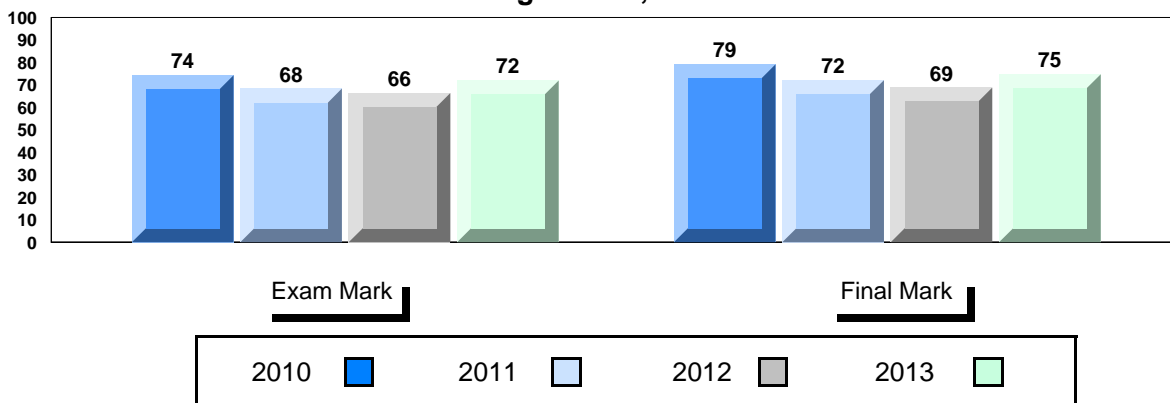
District 4 - Eastern

#340 - Holy Heart of Mary Regional High, St. John's

Grades: 10-12

Number of Students		43	Public Exam Mark			Final Mark		
			School vs District	School vs Province	School vs District	School vs Province		
Histoire Mondiale 3231	School	72.0	▲	▲	74.8	▼	▲	
	District	69.9			74.8			
	Province	67.4			72.7			
<u>Subtest</u>								
WWI	School	83.2	▲	▲				
	District	81.1						
	Province	78.7						
Challenges and Changes	School	63.0	▲	▲				
	District	61.0						
	Province	58.6						
International Tensions (1930's and WWII)	School	71.3	▲	▲				
	District	69.5						
	Province	67.7						
Cold War	School	71.7	▲	▲				
	District	70.5						
	Province	66.8						
Regional Developments in Post WWII (5.1)	School	21.4	▼	▼				
	District	56.9						
	Province	55.2						
Regional Developments in Post WWII (5.2)	School	58.2	▲	▲				
	District	55.5						
	Province	52.1						
Challenges of the Modern Era	School	77.9	▲	▲				
	District	69.5						
	Province	66.6						

Average Score, 2010-2013


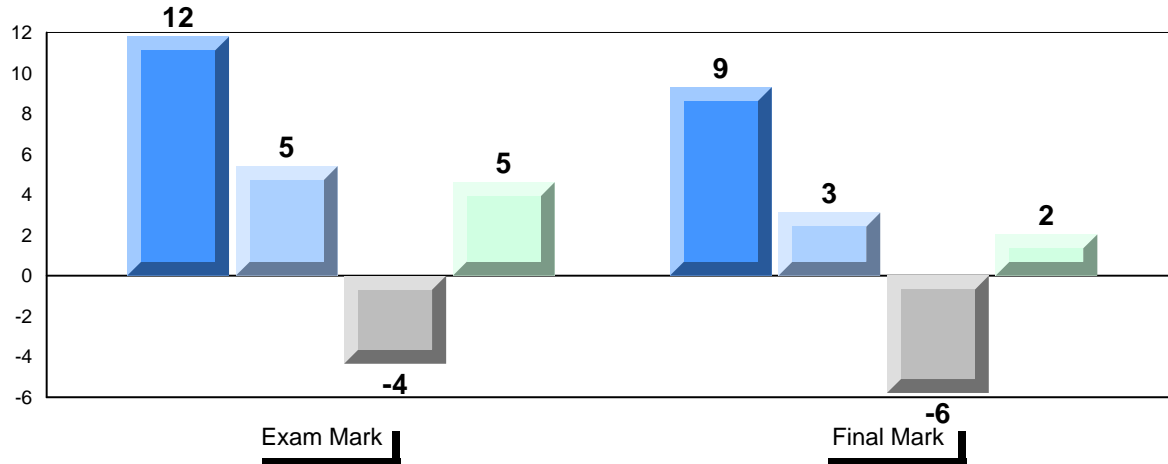


District 4 - Eastern


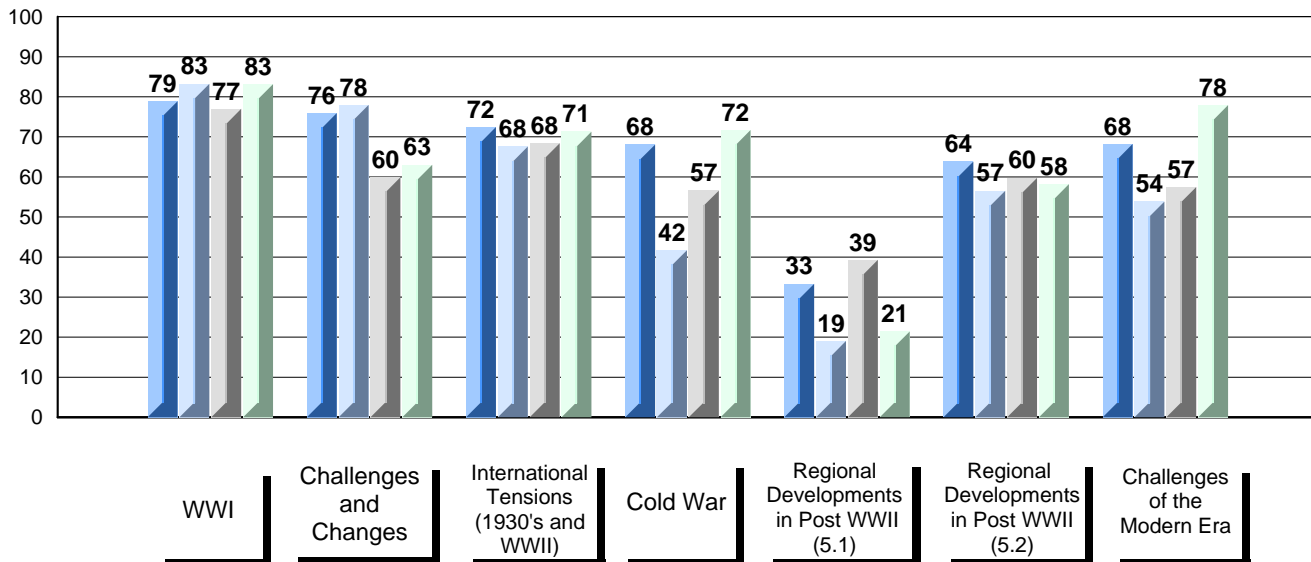
#340 - Holy Heart of Mary Regional High, St. John's

Grades: 10-12

Difference from Provincial Mean, 2010-2013



4 Year Public Exam (Subtest) Mark Trend 2010-2013



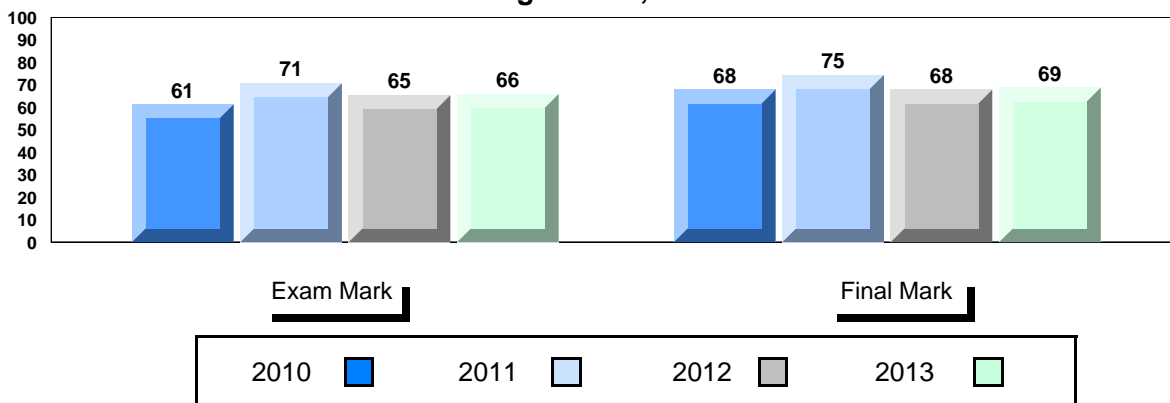
District 4 - Eastern

#347 - Prince of Wales Collegiate, St. John's

Grades: 10-12

Number of Students		12	Public Exam Mark			Final Mark		
			School vs District	School vs Province	School vs District	School vs Province		
Histoire Mondiale 3231	School	66.0	▼	▼	68.8	▼	▼	72.7
	District	69.9						
	Province	67.4						
Subtest	School	79.2	▼	▲				
	District	81.1						
	Province	78.7						
WWI	School	60.3	▼	▲				
	District	61.0						
	Province	58.6						
Challenges and Changes	School	60.3	▼	▲				
	District	61.0						
	Province	58.6						
International Tensions (1930's and WWII)	School	66.8	▼	▼				
	District	69.5						
	Province	67.7						
Cold War	School	61.6	▼	▼				
	District	70.5						
	Province	66.8						
Regional Developments in Post WWII (5.1)	School	50.0	▼	▼				
	District	56.9						
	Province	55.2						
Regional Developments in Post WWII (5.2)	School	55.5						
	District	55.5						
	Province	52.1						
Challenges of the Modern Era	School	58.9	▼	▼				
	District	69.5						
	Province	66.6						

Average Score, 2010-2013

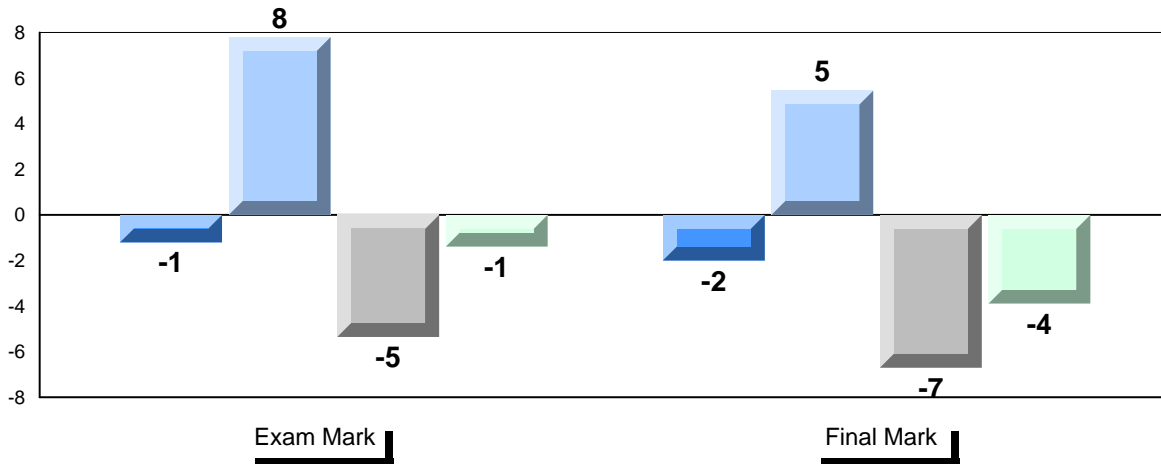


District 4 - Eastern


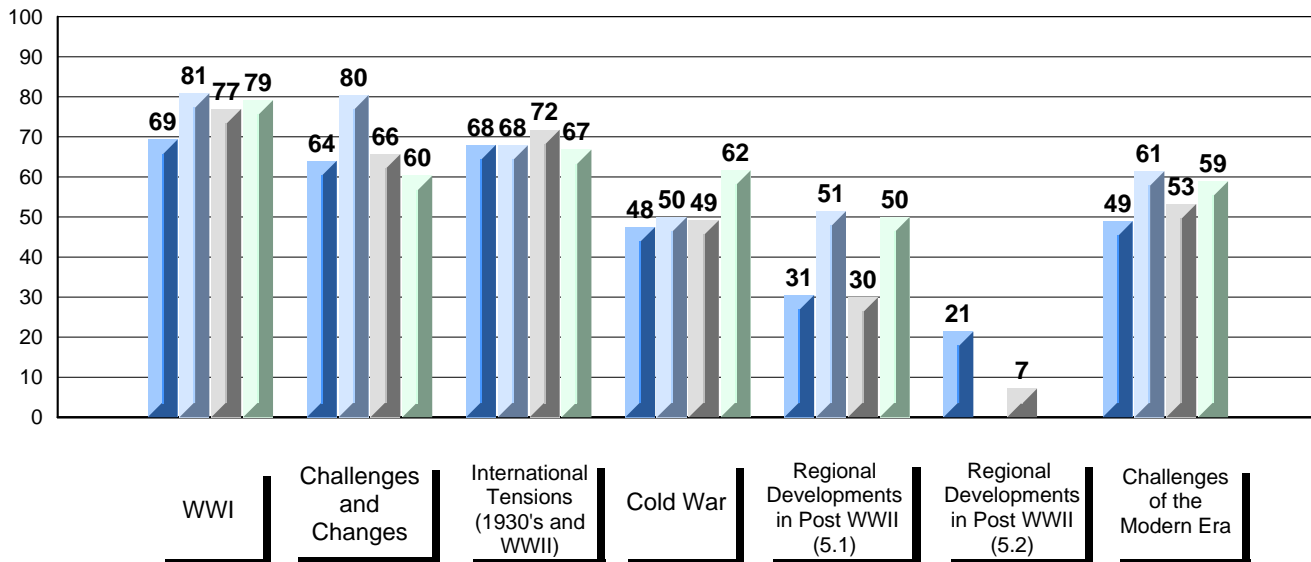
#347 - Prince of Wales Collegiate, St. John's

Grades: 10-12

Difference from Provincial Mean, 2010-2013



4 Year Public Exam (Subtest) Mark Trend 2010-2013



District 4 - Eastern

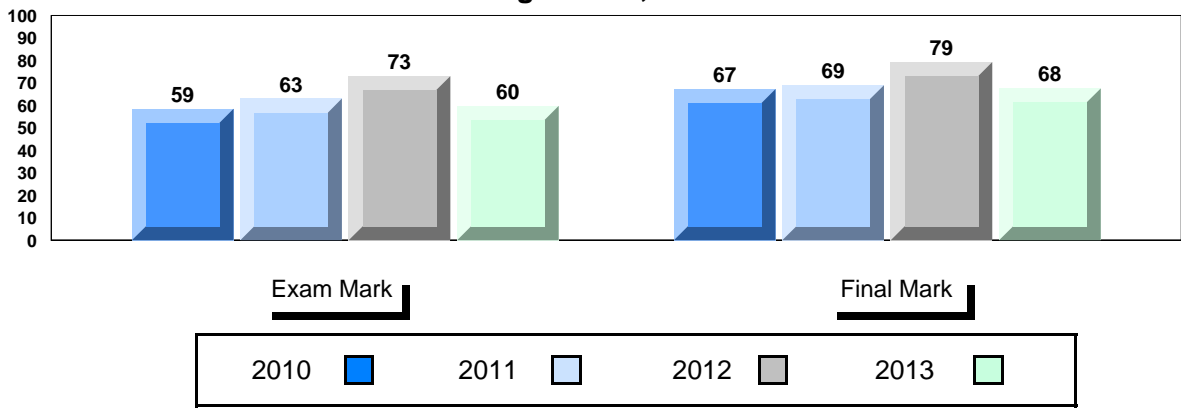
#368 - Holy Trinity High, Torbay

Grades: 7-12

Number of Students 12

		Public Exam Mark	School vs District	School vs Province	Final Mark	School vs District	School vs Province
Histoire Mondiale 3231	School	59.8	▼	▼	67.6	▼	▼
	District	69.9					
	Province	67.4					
Subtest	School	76.3	▼	▼			
	District	81.1					
	Province	78.7					
WWI	School	76.3	▼	▼			
	District	81.1					
	Province	78.7					
Challenges and Changes	School	53.6	▼	▼			
	District	61.0					
	Province	58.6					
International Tensions (1930's and WWII)	School	58.5	▼	▼			
	District	69.5					
	Province	67.7					
Cold War	School	56.0	▼	▼			
	District	70.5					
	Province	66.8					
Regional Developments in Post WWII (5.1)	School	42.3	▼	▼			
	District	56.9					
	Province	55.2					
Regional Developments in Post WWII (5.2)	School	55.5					
	District	55.5					
	Province	52.1					
Challenges of the Modern Era	School	54.8	▼	▼			
	District	69.5					
	Province	66.6					

Average Score, 2010-2013

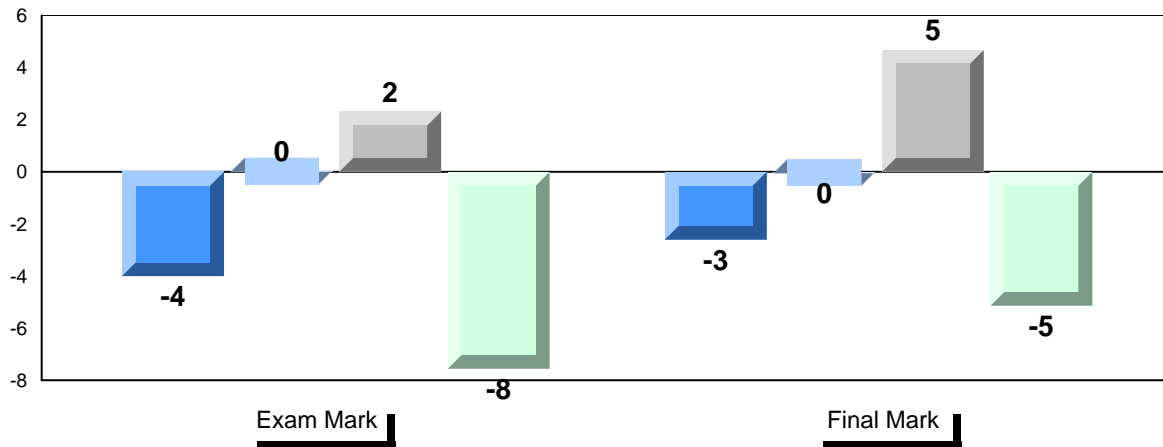


District 4 - Eastern

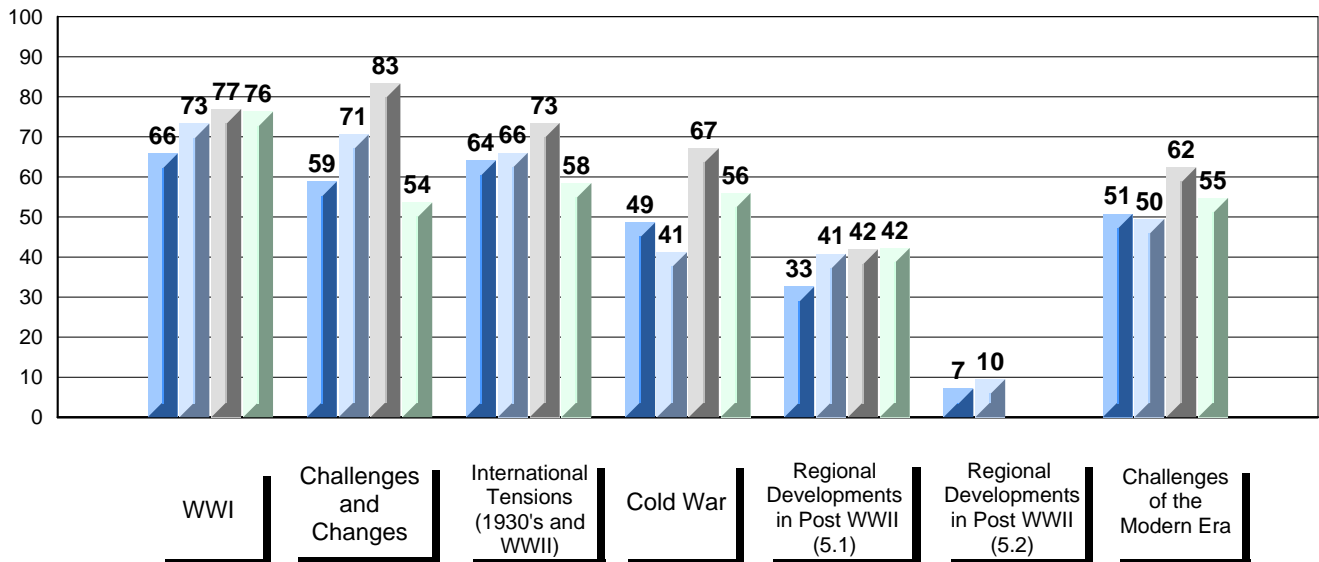
#368 - Holy Trinity High, Torbay

Grades: 7-12

Difference from Provincial Mean, 2010-2013



4 Year Public Exam (Subtest) Mark Trend 2010-2013



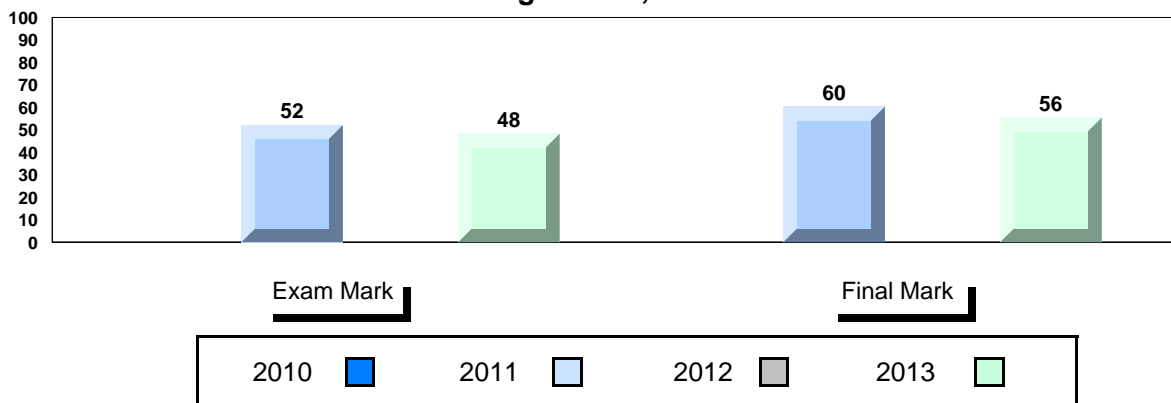
District 5 - Conseil scolaire francophone

#107 - École Ste-Anne, La Grand'Terre (Mainland)

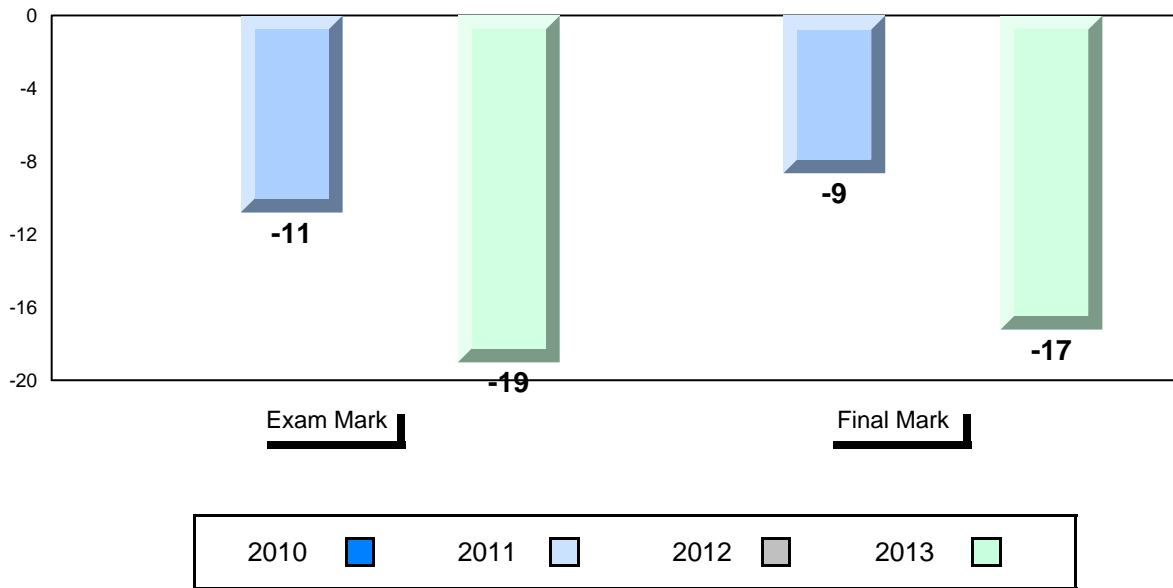
Grades: K-12

Number of Students		8	Public Exam Mark			Final Mark		
			School vs District	School vs Province	School vs District	School vs Province		
Histoire Mondiale 3231	School	48.4	▲	▼	55.5	▲	▼	72.7
	District	48.4						
	Province	67.4						
Subtest	School	63.0	▲	▼				
	District	63.0						
	Province	78.7						
WWI	School	63.0	▲	▼				
	District	63.0						
	Province	78.7						
Challenges and Changes	School	44.3	▲	▼				
	District	44.3						
	Province	58.6						
International Tensions (1930's and WWII)	School	49.8	▲	▼				
	District	49.8						
	Province	67.7						
Cold War	School	36.2	▲	▼				
	District	36.2						
	Province	66.8						
Regional Developments in Post WWII (5.1)	School	50.0	▲	▼				
	District	50.0						
	Province	55.2						
Regional Developments in Post WWII (5.2)	School	28.6	▲	▼				
	District	28.6						
	Province	52.1						
Challenges of the Modern Era	School	44.6	▲	▼				
	District	44.6						
	Province	66.6						

Average Score, 2010-2013



Difference from Provincial Mean, 2010-2013



4 Year Public Exam (Subtest) Mark Trend 2010-2013

