

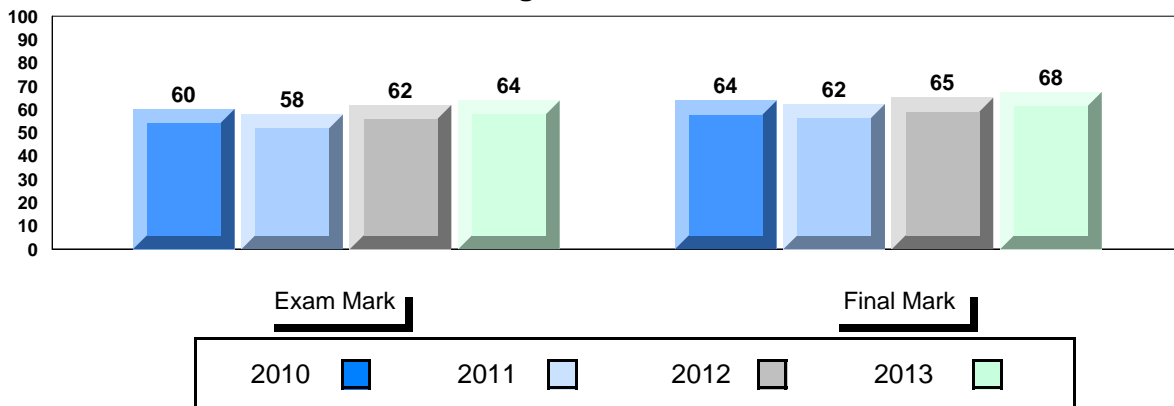
**District 1 - Labrador**

#010 - Menihek High School, Labrador City

Grades: 8-12

Number of Students		17	<b>Public Exam Mark</b>			<b>Final Mark</b>		
			School vs District	School vs Province	School vs District	School vs Province		
<b>World History 3201</b>	School	63.9	▲	▲	67.5	▼	68.0	
	District	62.8						
	Province	63.7						
<b>Subtest</b>	School	72.9	▲	▲				
	District	72.1						
	Province	72.1						
<b>WWI</b>	School	59.0	▲	▼				
	District	55.4						
	Province	60.1						
<b>Challenges and Changes</b>	School	68.8	▲	▲				
	District	66.5						
	Province	66.4						
<b>International Tensions (1930's and WWII)</b>	School	54.8	▼	▲				
	District	55.4						
	Province	54.0						
<b>Cold War</b>	School	55.8	▼	▲				
	District	58.4						
	Province	54.9						
<b>Regional Developments in Post WWII (5.1)</b>	School	14.3	▲	▼				
	District	14.3						
	Province	46.3						
<b>Regional Developments in Post WWII (5.2)</b>	School	56.3	▼	▼				
	District	59.0						
	Province	60.3						
<b>Challenges of the Modern Era</b>	School	56.3	▼	▼				
	District	59.0						
	Province	60.3						

**Average Score, 2010-2013**



District 1 - Labrador

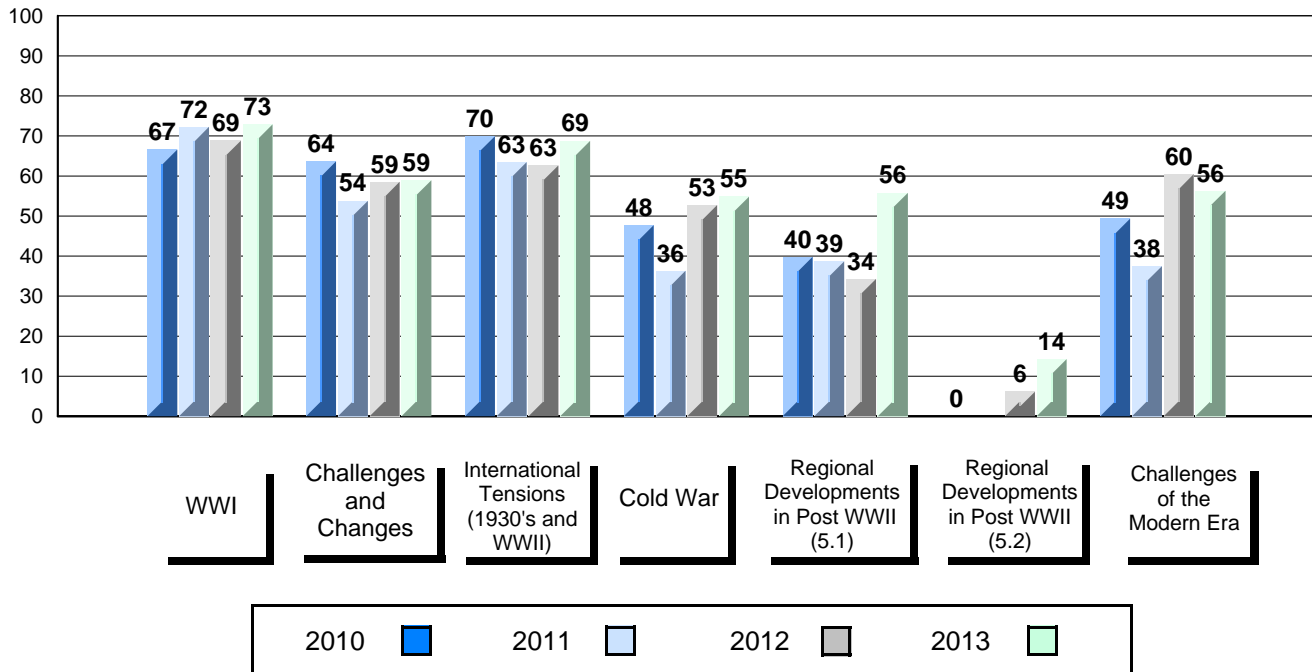
#010 - Menihek High School, Labrador City

Grades: 8-12

Difference from Provincial Mean, 2010-2013



4 Year Public Exam (Subtest) Mark Trend 2010-2013



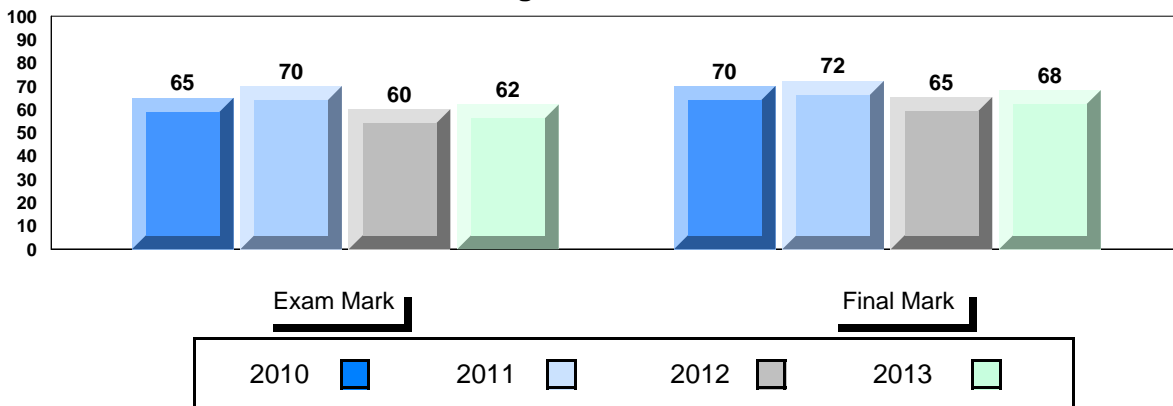
**District 1 - Labrador**

#477 - Mealy Mountain Collegiate, Happy Valley-Goose Bay

Grades: 8-12

Number of Students		29	<b>Public Exam Mark</b>			<b>Final Mark</b>		
			School vs District	School vs Province	School vs District	School vs Province		
<b>World History 3201</b>	School	62.2	▼	▼	68.3	▲	▼	68.6
	District	62.8						
	Province	63.7						
<b>Subtest</b>	School	71.7	▼	▼				
	District	72.1						
	Province	72.1						
<b>WWI</b>	School	53.3	▼	▼				
	District	55.4						
	Province	60.1						
<b>Challenges and Changes</b>	School	65.2	▼	▼				
	District	66.5						
	Province	66.4						
<b>International Tensions (1930's and WWII)</b>	School	55.8	▲	▲				
	District	55.4						
	Province	54.0						
<b>Cold War</b>	School	59.9	▲	▲				
	District	58.4						
	Province	54.9						
<b>Regional Developments in Post WWII (5.1)</b>	School	14.3						
	District	46.3						
	Province	46.3						
<b>Regional Developments in Post WWII (5.2)</b>	School	60.6	▲	▲				
	District	59.0						
	Province	60.3						

**Average Score, 2010-2013**

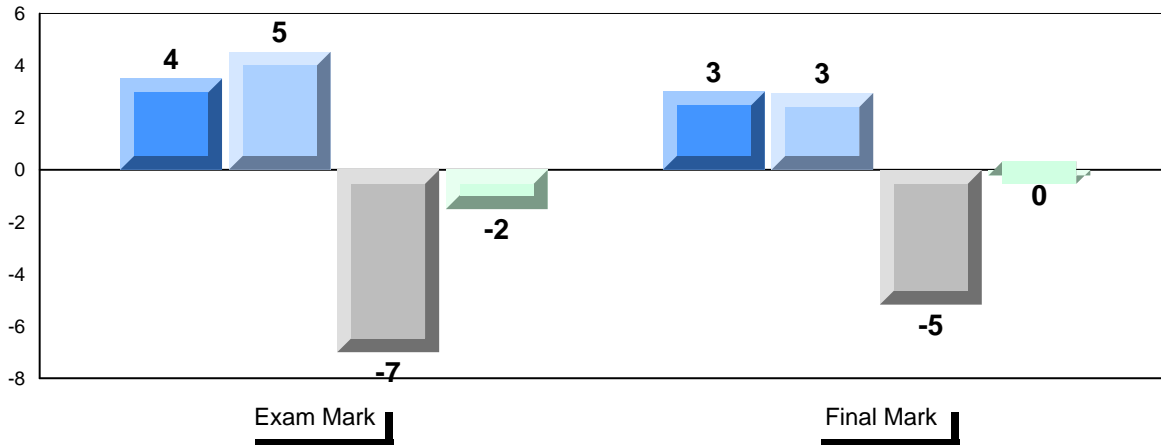


District 1 - Labrador

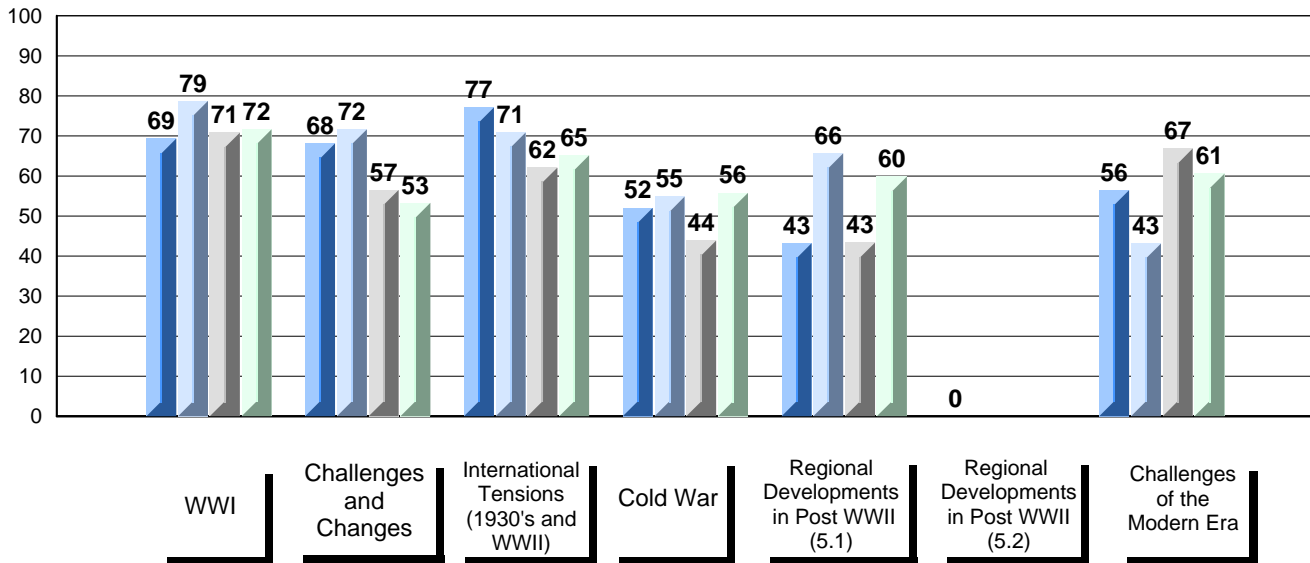
#477 - Mealy Mountain Collegiate, Happy Valley-Goose Bay

Grades: 8-12

Difference from Provincial Mean, 2010-2013



4 Year Public Exam (Subtest) Mark Trend 2010-2013



**District 2 - Western**

#024 - James Cook Memorial, Cook's Harbour

Grades: 1-2,6-12

Number of Students 1

**World History 3201**

**Subtest**

**WWI**

**Challenges and Changes**

**International Tensions (1930's and WWII)**

**Cold War**

**Regional Developments in Post WWII (5.1)**

**Regional Developments in Post WWII (5.2)**

**Challenges of the Modern Era**

School  
District  
Province

School  
District  
Province

School  
District  
Province

School  
District  
Province

School  
District  
Province

School  
District  
Province

School  
District  
Province

School  
District  
Province

**Public Exam Mark**

School vs District      School vs Province

*School data with 5 or fewer students withheld for reasons of confidentiality.*

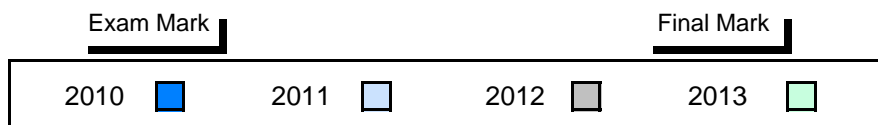
**Final Mark**

School vs District      School vs Province

*School data with 5 or fewer students withheld for reasons of confidentiality.*

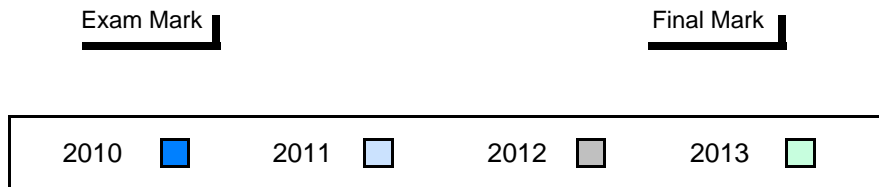
**Average Score, 2010-2013**

*School data with 5 or fewer students withheld for reasons of confidentiality.*



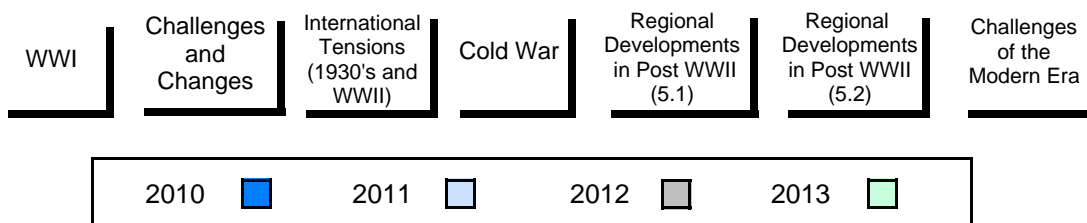
**Difference from Provincial Mean, 2010-2013**

*School data with 5 or fewer students withheld for reasons of confidentiality.*



**4 Year Public Exam (Subtest) Mark Trend 2010-2013**

*School data with 5 or fewer students withheld for reasons of confidentiality.*



**District 2 - Western**

#052 - Harriot Curtis Collegiate, St. Anthony

Grades: 8-12

Number of Students            2

**World History 3201**

**Subtest**

**WWI**

**Challenges and Changes**

**International Tensions (1930's and WWII)**

**Cold War**

**Regional Developments in Post WWII (5.1)**

**Regional Developments in Post WWII (5.2)**

**Challenges of the Modern Era**

School  
District  
Province

School  
District  
Province

School  
District  
Province

School  
District  
Province

School  
District  
Province

School  
District  
Province

School  
District  
Province

School  
District  
Province

**Public Exam Mark**

School vs District      School vs Province

*School data with 5 or fewer students withheld for reasons of confidentiality.*

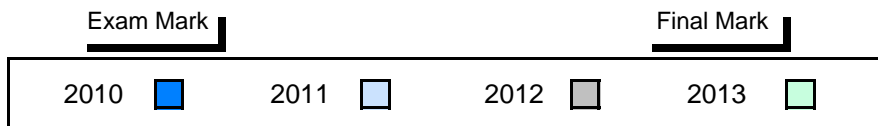
**Final Mark**

School vs District      School vs Province

*School data with 5 or fewer students withheld for reasons of confidentiality.*

**Average Score, 2010-2013**

*School data with 5 or fewer students withheld for reasons of confidentiality.*







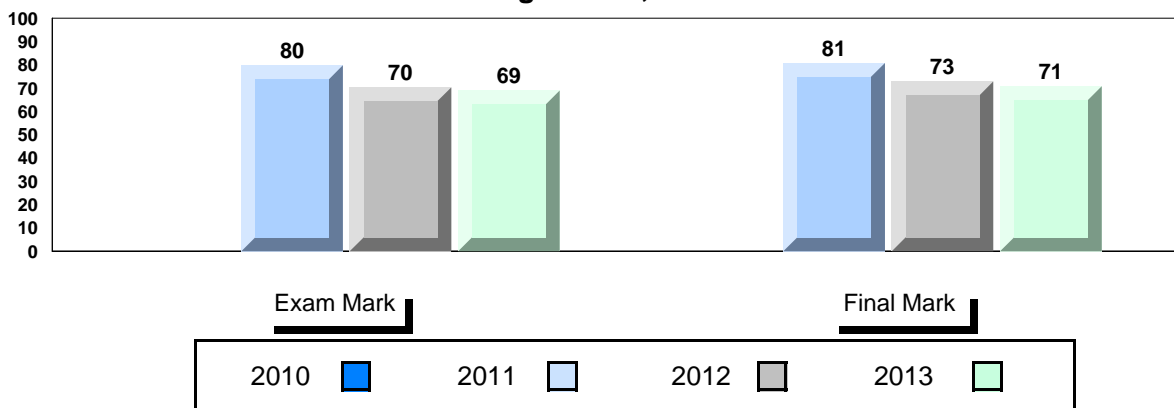
**District 2 - Western**

#083 - Pasadena Academy, Pasadena

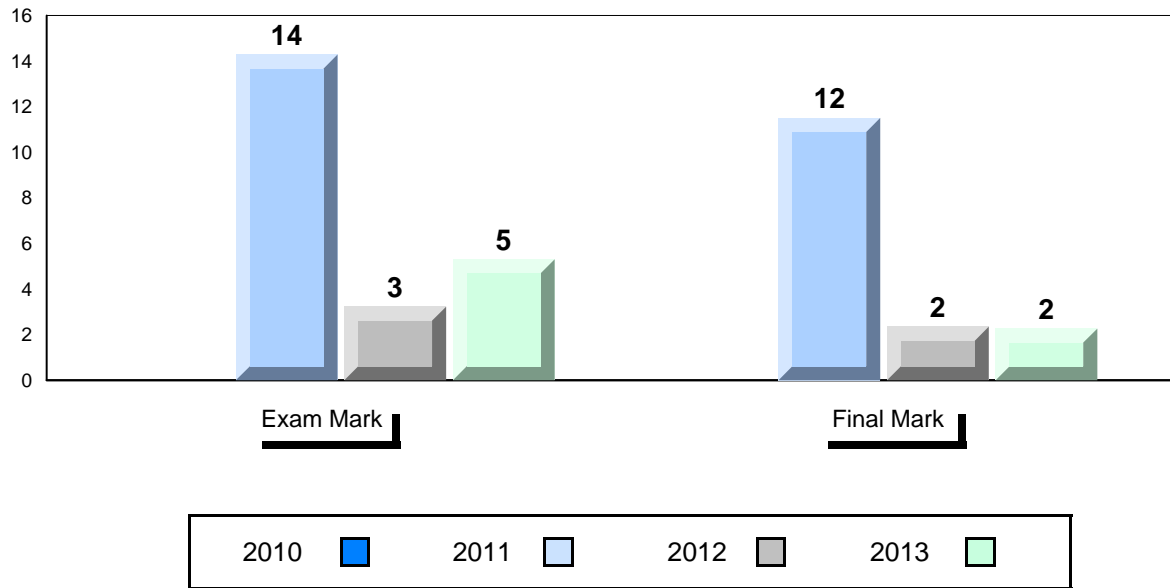
Grades: 7-12

Number of Students		6	<b>Public Exam Mark</b>			<b>Final Mark</b>		
			School vs District	School vs Province	School vs District	School vs Province		
<b>World History 3201</b>	School	69.0	▲	▲	70.8	▲	▲	
	District	62.5						
	Province	63.7						
<b>Subtest</b>	School	80.4	▲	▲				
	District	69.1						
	Province	72.1						
<b>WWI</b>	School	80.4	▲	▲				
	District	69.1						
	Province	72.1						
<b>Challenges and Changes</b>	School	58.3	▲	▼				
	District	56.5						
	Province	60.1						
<b>International Tensions (1930's and WWII)</b>	School	74.7	▲	▲				
	District	66.7						
	Province	66.4						
<b>Cold War</b>	School	59.5	▲	▲				
	District	56.3						
	Province	54.0						
<b>Regional Developments in Post WWII (5.1)</b>	School	70.2	▲	▲				
	District	55.7						
	Province	54.9						
<b>Regional Developments in Post WWII (5.2)</b>	School	4.1						
	District	4.1						
	Province	46.3						
<b>Challenges of the Modern Era</b>	School	59.5	▼	▼				
	District	59.8						
	Province	60.3						

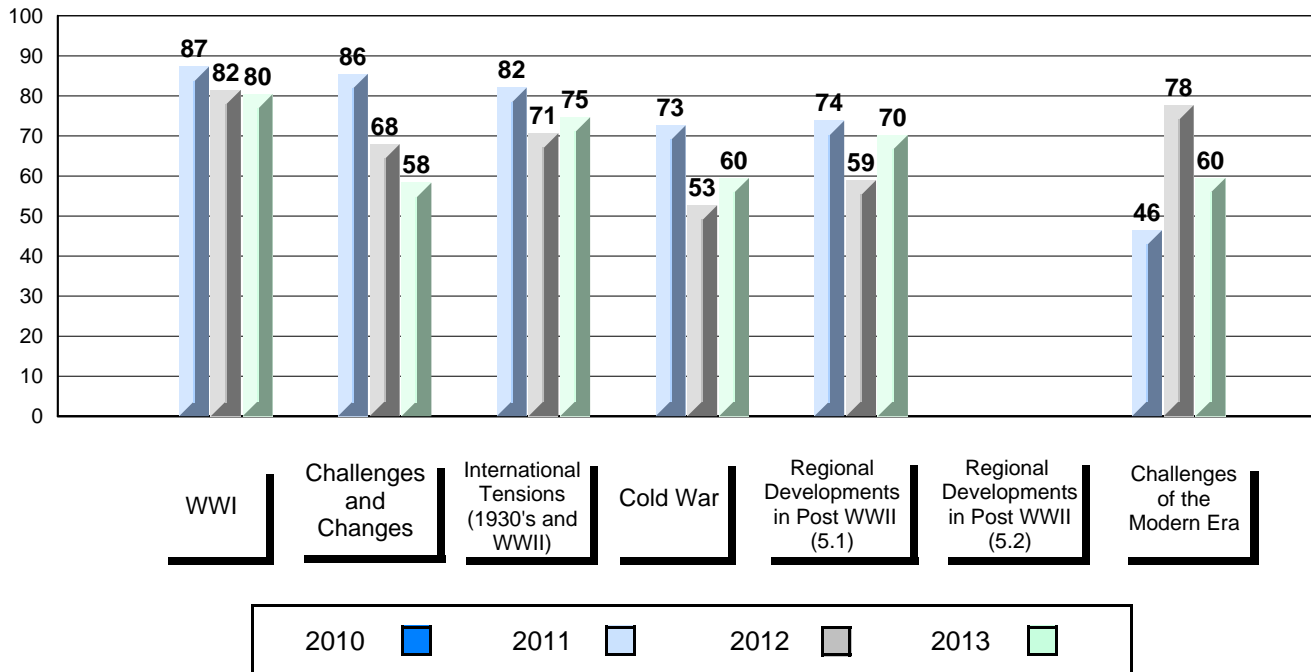
**Average Score, 2010-2013**



Difference from Provincial Mean, 2010-2013



4 Year Public Exam (Subtest) Mark Trend 2010-2013



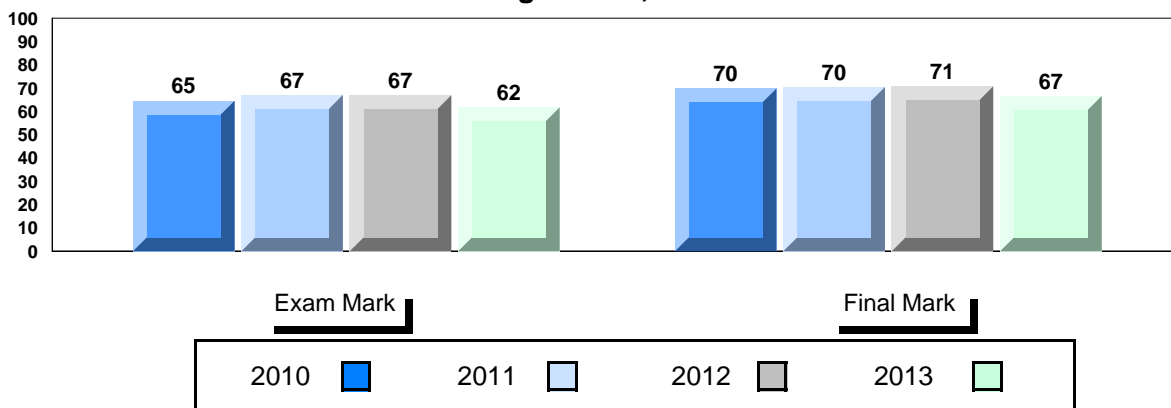
**District 2 - Western**

#485 - Corner Brook High School, Corner Brook

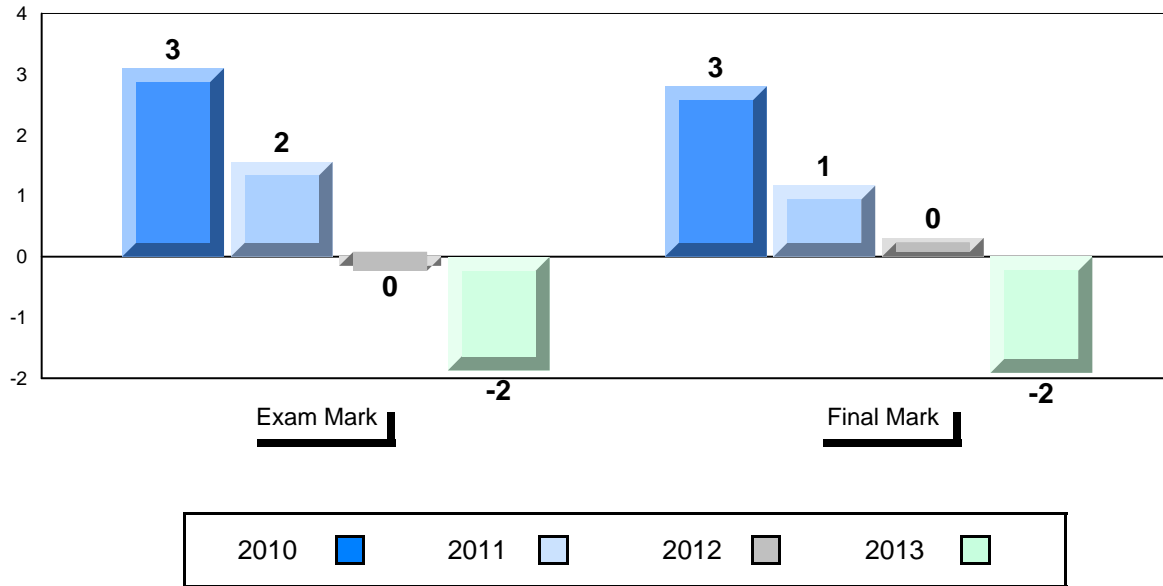
Grades: 10-12

Number of Students		112	<b>Public Exam Mark</b>			<b>Final Mark</b>		
			School vs District	School vs Province	School vs District	School vs Province		
<b>World History 3201</b>	School	61.8	▼	▼	66.7	▼	67.2	68.6
	District	62.5						
	Province	63.7						
<b>Subtest</b>	School	68.3	▼	▼				
	District	69.1						
	Province	72.1						
<b>WWI</b>	School	68.3	▼	▼				
	District	69.1						
	Province	72.1						
<b>Challenges and Changes</b>	School	55.9	▼	▼				
	District	56.5						
	Province	60.1						
<b>International Tensions (1930's and WWII)</b>	School	66.0	▼	▼				
	District	66.7						
	Province	66.4						
<b>Cold War</b>	School	55.8	▼	▲				
	District	56.3						
	Province	54.0						
<b>Regional Developments in Post WWII (5.1)</b>	School	54.6	▼	▼				
	District	55.7						
	Province	54.9						
<b>Regional Developments in Post WWII (5.2)</b>	School	4.1	▲	▼				
	District	4.1						
	Province	46.3						
<b>Challenges of the Modern Era</b>	School	59.6	▼	▼				
	District	59.8						
	Province	60.3						

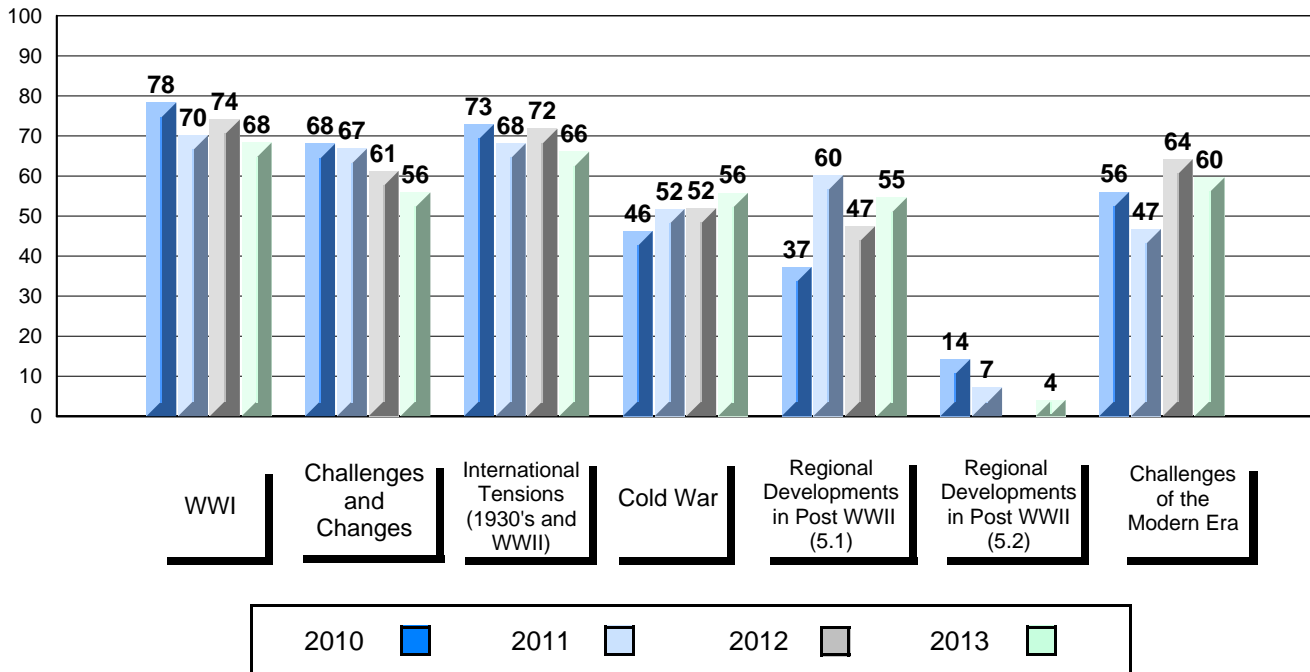
**Average Score, 2010-2013**



Difference from Provincial Mean, 2010-2013



4 Year Public Exam (Subtest) Mark Trend 2010-2013



**District 3 - Nova Central**

#125 - Copper Ridge Academy, Baie Verte

Grades: K-12

Number of Students      4

**World History 3201**

**Subtest**

**WWI**

**Challenges and Changes**

**International Tensions (1930's and WWII)**

**Cold War**

**Regional Developments in Post WWII (5.1)**

**Regional Developments in Post WWII (5.2)**

**Challenges of the Modern Era**

School  
District  
Province

School  
District  
Province

School  
District  
Province

School  
District  
Province

School  
District  
Province

School  
District  
Province

School  
District  
Province

School  
District  
Province

**Public Exam Mark**

School vs District      School vs Province

*School data with 5 or fewer students withheld for reasons of confidentiality.*

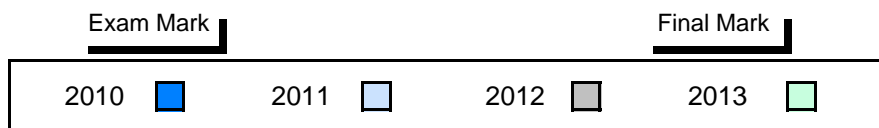
**Final Mark**

School vs District      School vs Province

*School data with 5 or fewer students withheld for reasons of confidentiality.*

**Average Score, 2010-2013**

*School data with 5 or fewer students withheld for reasons of confidentiality.*





**District 3 - Nova Central**

#128 - Long Island Academy, Beaumont

Grades: 8,10,12

Number of Students 1

**World History 3201**

**Subtest**

**WWI**

**Challenges and Changes**

**International Tensions (1930's and WWII)**

**Cold War**

**Regional Developments in Post WWII (5.1)**

**Regional Developments in Post WWII (5.2)**

**Challenges of the Modern Era**

School  
District  
Province

School  
District  
Province

School  
District  
Province

School  
District  
Province

School  
District  
Province

School  
District  
Province

School  
District  
Province

School  
District  
Province

**Public Exam Mark**

School vs District      School vs Province

*School data with 5 or fewer students withheld for reasons of confidentiality.*

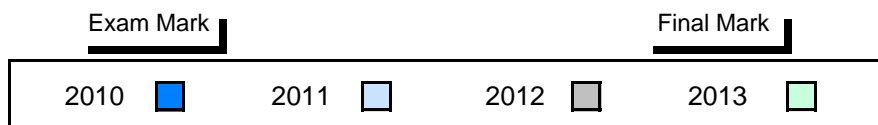
**Final Mark**

School vs District      School vs Province

*School data with 5 or fewer students withheld for reasons of confidentiality.*

**Average Score, 2010-2013**

*School data with 5 or fewer students withheld for reasons of confidentiality.*







**District 3 - Nova Central**

#132 - Botwood Collegiate, Botwood

Grades: 7-12

Number of Students            3

**World History 3201**            School  
District  
Province

**Subtest**  
  
**WWI**                                School  
District  
Province

**Challenges and Changes**    School  
District  
Province

**International Tensions (1930's and WWII)**    School  
District  
Province

**Cold War**                        School  
District  
Province

**Regional Developments in Post WWII (5.1)**    School  
District  
Province

**Regional Developments in Post WWII (5.2)**    School  
District  
Province

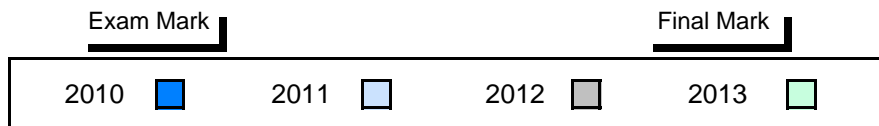
**Challenges of the Modern Era**    School  
District  
Province

<b>Public Exam Mark</b>	School vs District	School vs Province
<i>School data with 5 or fewer students withheld for reasons of confidentiality.</i>		

<b>Final Mark</b>	School vs District	School vs Province
<i>School data with 5 or fewer students withheld for reasons of confidentiality.</i>		

**Average Score, 2010-2013**

*School data with 5 or fewer students withheld for reasons of confidentiality.*





**District 3 - Nova Central**

#153 - Cape John Collegiate, La Scie

Grades: 7-12

Number of Students            1

**World History 3201**

**Subtest**

**WWI**

**Challenges and Changes**

**International Tensions (1930's and WWII)**

**Cold War**

**Regional Developments in Post WWII (5.1)**

**Regional Developments in Post WWII (5.2)**

**Challenges of the Modern Era**

School  
District  
Province

School  
District  
Province

School  
District  
Province

School  
District  
Province

School  
District  
Province

School  
District  
Province

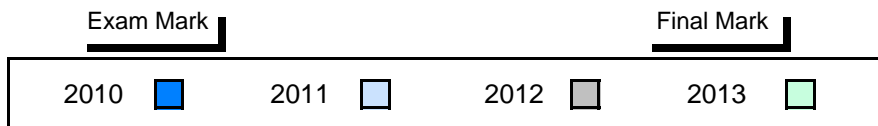
School  
District  
Province

School  
District  
Province

<b>Public Exam Mark</b>	School vs District	School vs Province	<b>Final Mark</b>	School vs District	School vs Province
<i>School data with 5 or fewer students withheld for reasons of confidentiality.</i>			<i>School data with 5 or fewer students withheld for reasons of confidentiality.</i>		

**Average Score, 2010-2013**

*School data with 5 or fewer students withheld for reasons of confidentiality.*





**District 3 - Nova Central**

#157 - St. Peter's AG, McCallum

Grades: K,3,6-7,9-12

Number of Students 1

**World History 3201**

**Subtest**

**WWI**

**Challenges and Changes**

**International Tensions (1930's and WWII)**

**Cold War**

**Regional Developments in Post WWII (5.1)**

**Regional Developments in Post WWII (5.2)**

**Challenges of the Modern Era**

School  
District  
Province

School  
District  
Province

School  
District  
Province

School  
District  
Province

School  
District  
Province

School  
District  
Province

School  
District  
Province

School  
District  
Province

**Public Exam Mark**

School vs District

School vs Province

*School data with 5 or fewer students withheld for reasons of confidentiality.*

**Final Mark**

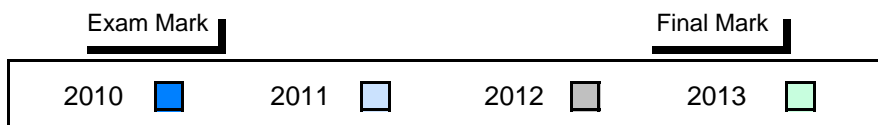
School vs District

School vs Province

*School data with 5 or fewer students withheld for reasons of confidentiality.*

**Average Score, 2010-2013**

*School data with 5 or fewer students withheld for reasons of confidentiality.*





**District 3 - Nova Central**

#196 - St. Gabriel's AG, St. Brendan's

Grades: K-2,5-8,10-12

Number of Students                      2

**World History 3201**

**Subtest**

**WWI**

**Challenges and Changes**

**International Tensions (1930's and WWII)**

**Cold War**

**Regional Developments in Post WWII (5.1)**

**Regional Developments in Post WWII (5.2)**

**Challenges of the Modern Era**

School  
District  
Province

School  
District  
Province

School  
District  
Province

School  
District  
Province

School  
District  
Province

School  
District  
Province

School  
District  
Province

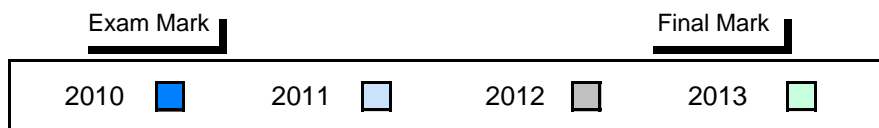
School  
District  
Province

<b>Public Exam Mark</b>	School vs District	School vs Province
<i>School data with 5 or fewer students withheld for reasons of confidentiality.</i>		

<b>Final Mark</b>	School vs District	School vs Province
<i>School data with 5 or fewer students withheld for reasons of confidentiality.</i>		

**Average Score, 2010-2013**

*School data with 5 or fewer students withheld for reasons of confidentiality.*







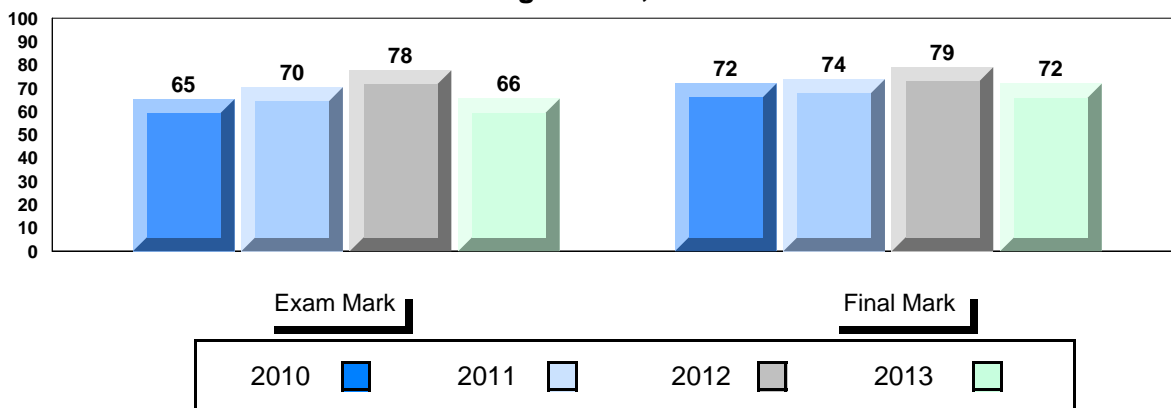
District 3 - Nova Central

#418 - Gander Collegiate, Gander

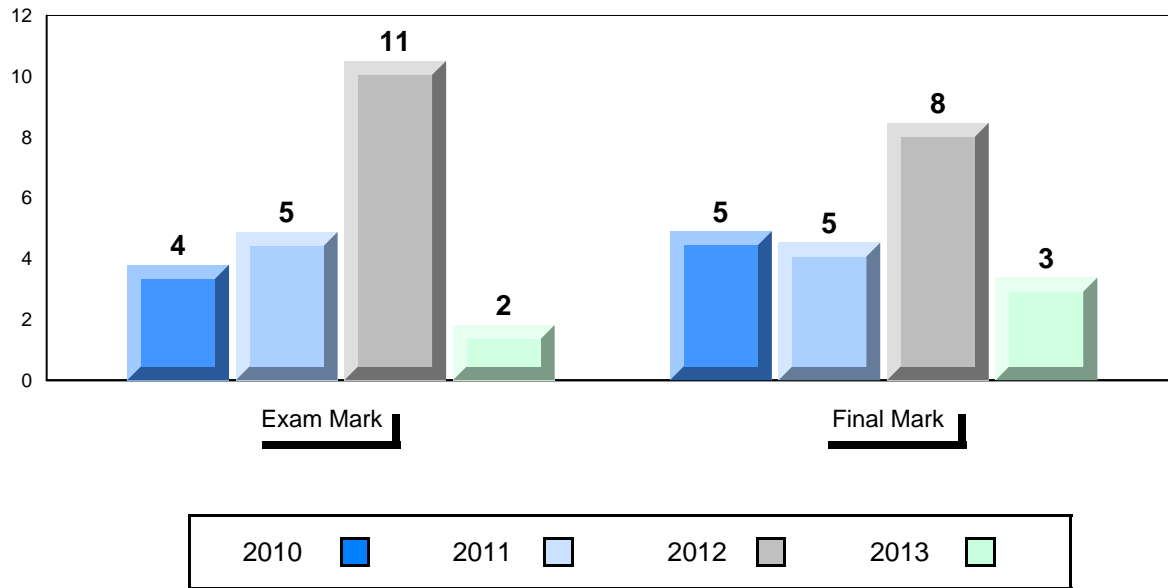
Grades: 10-12

Number of Students		47	<b>Public Exam Mark</b>			<b>Final Mark</b>			
			School vs District	School vs Province	School vs District	School vs Province			
<b>World History 3201</b>	School	65.5	▲	▲	71.9	▲			
	District	65.1							70.8
	Province	63.7							68.6
<u>Subtest</u>									
<b>WWI</b>	School	73.8	▼	▲					
	District	74.2							
	Province	72.1							
<b>Challenges and Changes</b>	School	63.5	▲	▲					
	District	60.9							
	Province	60.1							
<b>International Tensions (1930's and WWII)</b>	School	69.0	▲	▲					
	District	68.0							
	Province	66.4							
<b>Cold War</b>	School	57.8	▲	▲					
	District	57.1							
	Province	54.0							
<b>Regional Developments in Post WWII (5.1)</b>	School	22.6	▼	▼					
	District	57.7							
	Province	54.9							
<b>Regional Developments in Post WWII (5.2)</b>	School	49.2	▲	▲					
	District	48.1							
	Province	46.3							
<b>Challenges of the Modern Era</b>	School	60.2	▼	▼					
	District	61.8							
	Province	60.3							

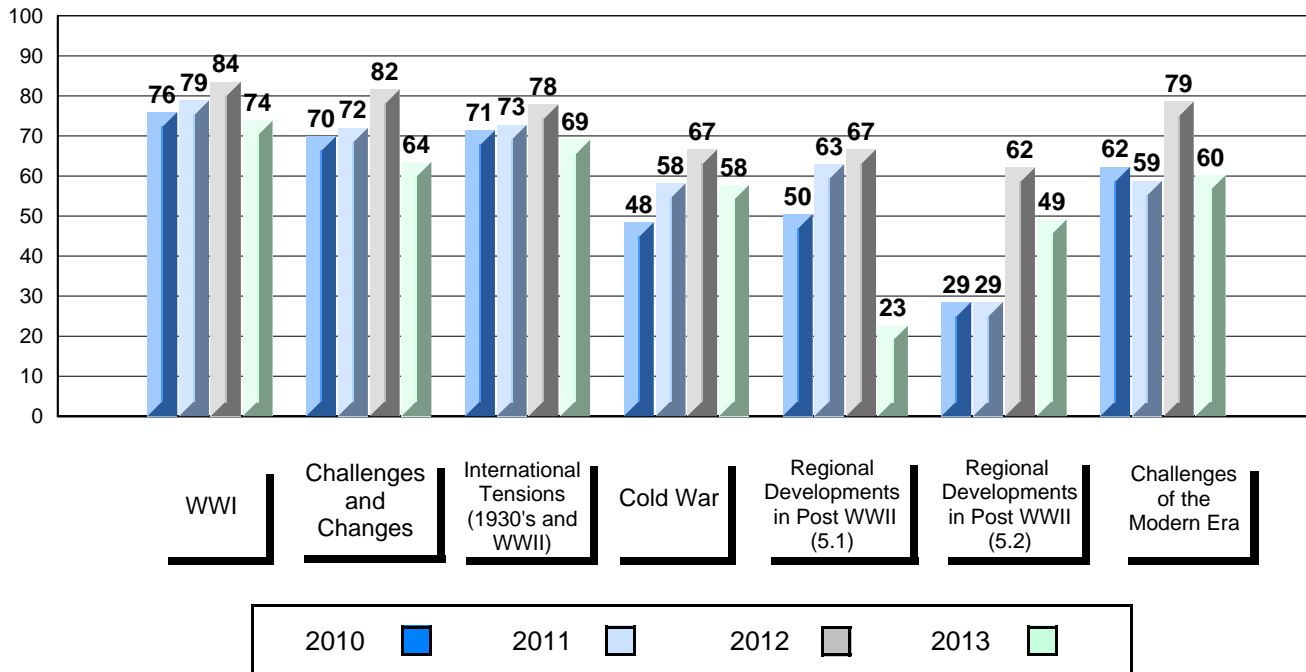
**Average Score, 2010-2013**



Difference from Provincial Mean, 2010-2013



4 Year Public Exam (Subtest) Mark Trend 2010-2013



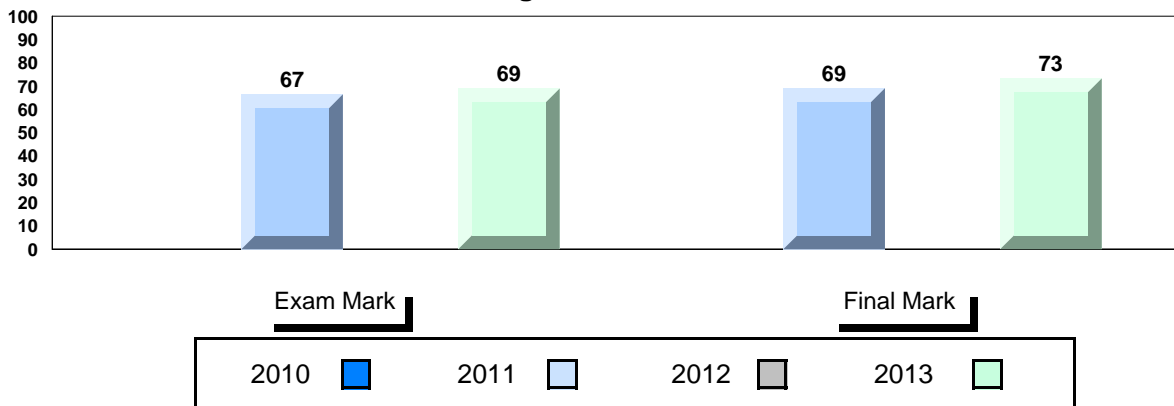
District 3 - Nova Central

#421 - Lakewood Academy, Glenwood

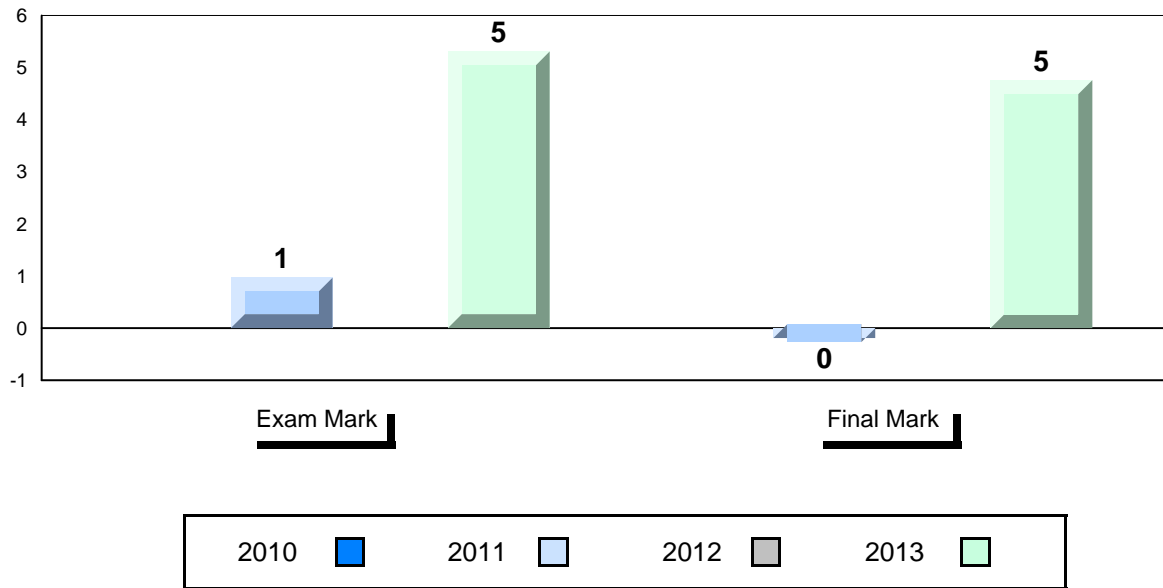
Grades: K-12

Number of Students		22	<b>Public Exam Mark</b>			<b>Final Mark</b>			
			School vs District	School vs Province	School vs District	School vs Province			
<b>World History 3201</b>	School	69.0	▲	▲	73.3	▲			
	District	65.1							70.8
	Province	63.7							68.6
<u>Subtest</u>									
<b>WWI</b>	School	73.8	▼	▲					
	District	74.2							
	Province	72.1							
<b>Challenges and Changes</b>	School	63.0	▲	▲					
	District	60.9							
	Province	60.1							
<b>International Tensions (1930's and WWII)</b>	School	72.9	▲	▲					
	District	68.0							
	Province	66.4							
<b>Cold War</b>	School	64.6	▲	▲					
	District	57.1							
	Province	54.0							
<b>Regional Developments in Post WWII (5.1)</b>	School	63.6	▲	▲					
	District	57.7							
	Province	54.9							
<b>Regional Developments in Post WWII (5.2)</b>	School	48.1							
	District	46.3							
	Province	46.3							
<b>Challenges of the Modern Era</b>	School	69.5	▲	▲					
	District	61.8							
	Province	60.3							

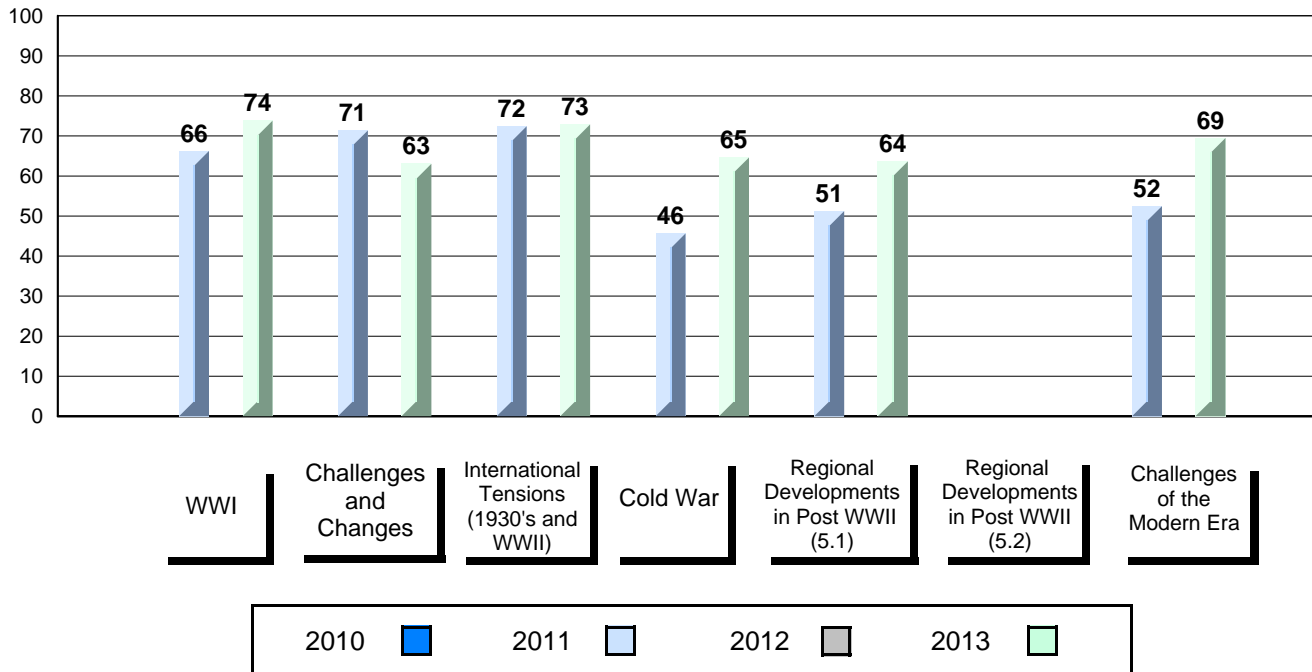
**Average Score, 2010-2013**



Difference from Provincial Mean, 2010-2013



4 Year Public Exam (Subtest) Mark Trend 2010-2013



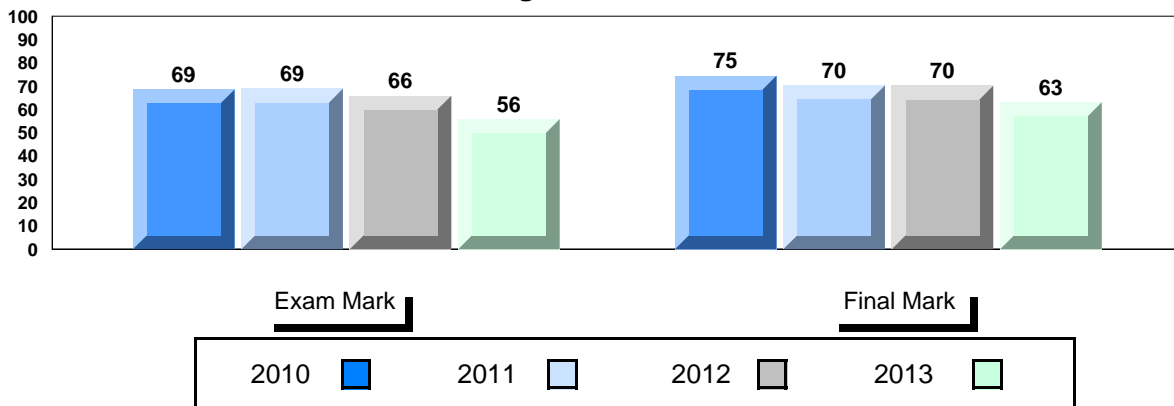
District 3 - Nova Central

#480 - Exploits Valley High, Grand Falls-Windsor

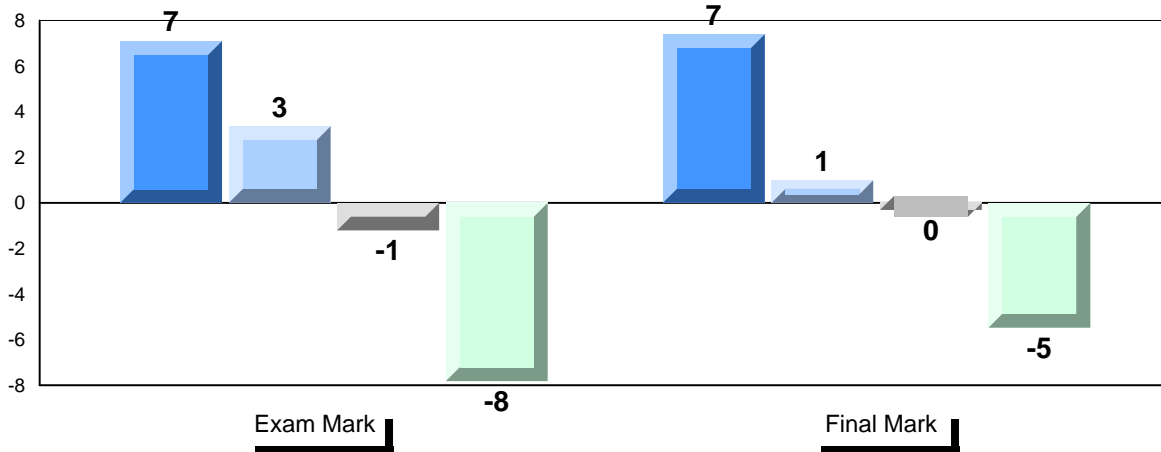
Grades: 10-12

Number of Students		23	<b>Public Exam Mark</b>			<b>Final Mark</b>			
			School vs District	School vs Province	School vs District	School vs Province			
<b>World History 3201</b>	School	55.9	▼	▼	63.1	▼			
	District	65.1							70.8
	Province	63.7							68.6
<u>Subtest</u>									
<b>WWI</b>	School	70.0	▼	▼					
	District	74.2							
	Province	72.1							
<b>Challenges and Changes</b>	School	49.1	▼	▼					
	District	60.9							
	Province	60.1							
<b>International Tensions (1930's and WWII)</b>	School	56.2	▼	▼					
	District	68.0							
	Province	66.4							
<b>Cold War</b>	School	46.0	▼	▼					
	District	57.1							
	Province	54.0							
<b>Regional Developments in Post WWII (5.1)</b>	School	9.5	▼	▼					
	District	57.7							
	Province	54.9							
<b>Regional Developments in Post WWII (5.2)</b>	School	44.8	▼	▼					
	District	48.1							
	Province	46.3							
<b>Challenges of the Modern Era</b>	School	57.5	▼	▼					
	District	61.8							
	Province	60.3							

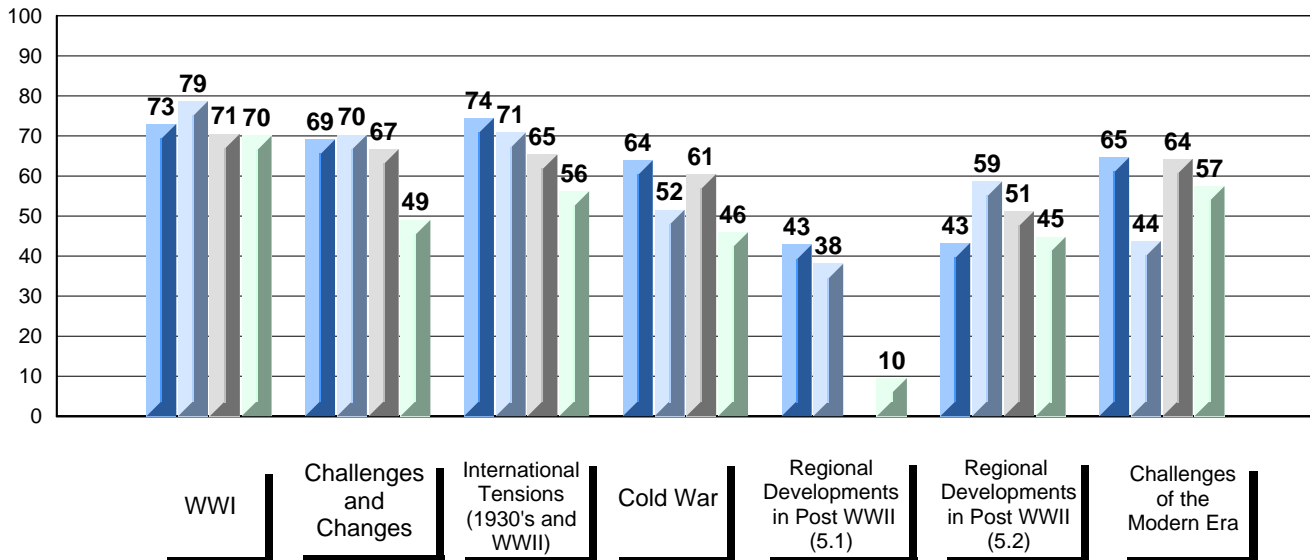
**Average Score, 2010-2013**



Difference from Provincial Mean, 2010-2013



4 Year Public Exam (Subtest) Mark Trend 2010-2013



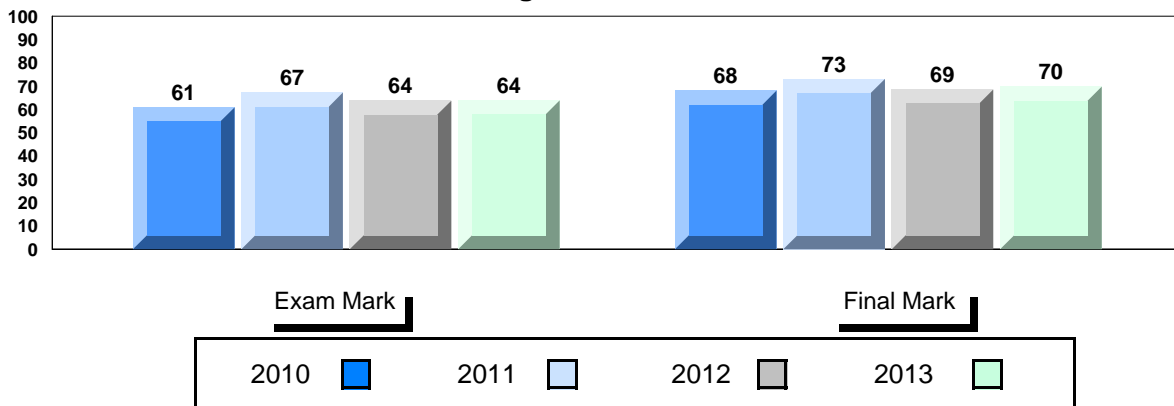
**District 4 - Eastern**

#219 - Marystown Central High School, Marystown

Grades: 10-12

Number of Students		50	<b>Public Exam Mark</b>			<b>Final Mark</b>			
			School vs District	School vs Province	School vs District	School vs Province			
<b>World History 3201</b>	School	63.9	▲	▲	69.8	▲	▲	68.6	
	District	62.7							67.6
	Province	63.7							
<b>Subtest</b>	School	73.0	▲	▲					
	District	71.5							
	Province	72.1							
<b>WWI</b>	School	60.2	▲	▲					
	District	59.8							
	Province	60.1							
<b>Challenges and Changes</b>	School	67.4	▲	▲					
	District	65.2							
	Province	66.4							
<b>International Tensions (1930's and WWII)</b>	School	52.3	▲	▼					
	District	51.9							
	Province	54.0							
<b>Cold War</b>	School	25.3	▼	▼					
	District	54.0							
	Province	54.9							
<b>Regional Developments in Post WWII (5.1)</b>	School	52.3	▲	▲					
	District	41.1							
	Province	46.3							
<b>Regional Developments in Post WWII (5.2)</b>	School	63.0	▲	▲					
	District	59.1							
	Province	60.3							
<b>Challenges of the Modern Era</b>	School	63.0	▲	▲					
	District	59.1							
	Province	60.3							

**Average Score, 2010-2013**

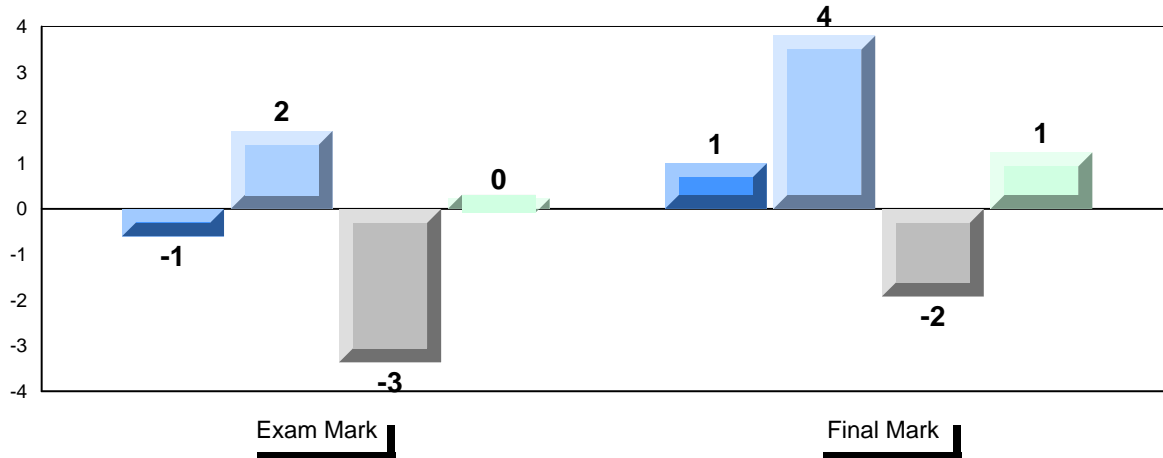


District 4 - Eastern

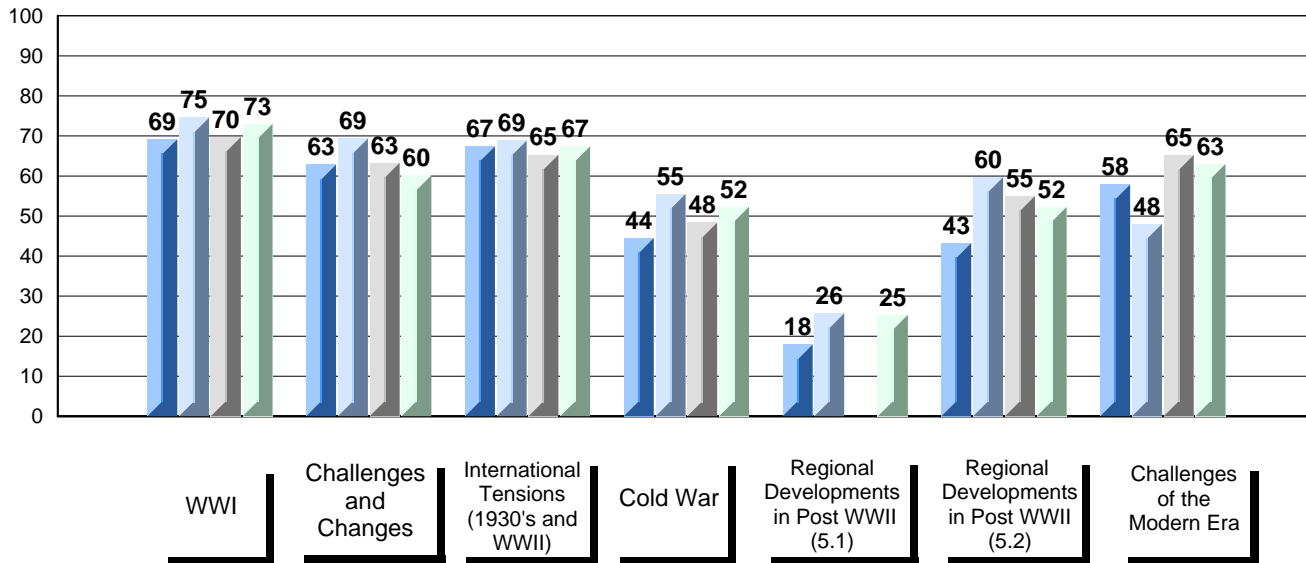
#219 - Marystown Central High School, Marystown

Grades: 10-12

Difference from Provincial Mean, 2010-2013



4 Year Public Exam (Subtest) Mark Trend 2010-2013





**District 4 - Eastern**

#226 - Fortune Bay Academy, St. Bernard's - Jacques Fontaine

Grades: K-12

Number of Students 1

**World History 3201**

**Subtest**

**WWI**

**Challenges and Changes**

**International Tensions (1930's and WWII)**

**Cold War**

**Regional Developments in Post WWII (5.1)**

**Regional Developments in Post WWII (5.2)**

**Challenges of the Modern Era**

School  
District  
Province

School  
District  
Province

School  
District  
Province

School  
District  
Province

School  
District  
Province

School  
District  
Province

School  
District  
Province

School  
District  
Province

**Public Exam Mark**

School vs District      School vs Province

*School data with 5 or fewer students withheld for reasons of confidentiality.*

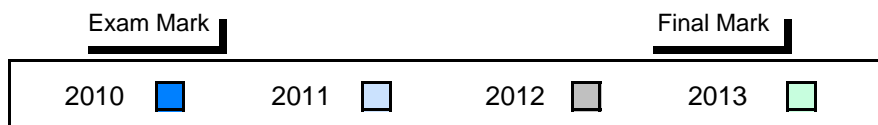
**Final Mark**

School vs District      School vs Province

*School data with 5 or fewer students withheld for reasons of confidentiality.*

**Average Score, 2010-2013**

*School data with 5 or fewer students withheld for reasons of confidentiality.*





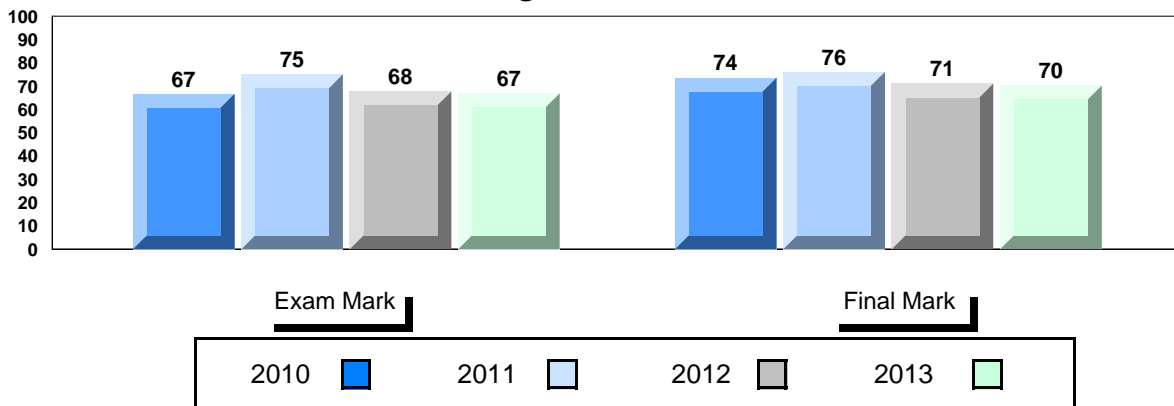
District 4 - Eastern

#231 - Discovery Collegiate, Bonavista

Grades: 9-12

Number of Students		19	<b>Public Exam Mark</b>			<b>Final Mark</b>		
			School vs District	School vs Province	School vs District	School vs Province		
<b>World History 3201</b>	School	67.0	▲	▲	70.3	▲	▲	68.6
	District	62.7						
	Province	63.7						
<b>Subtest</b>	School	74.1	▲	▲				
	District	71.5						
	Province	72.1						
<b>WWI</b>	School	62.0	▲	▲				
	District	59.8						
	Province	60.1						
<b>Challenges and Changes</b>	School	68.7	▲	▲				
	District	65.2						
	Province	66.4						
<b>International Tensions (1930's and WWII)</b>	School	56.6	▲	▲				
	District	51.9						
	Province	54.0						
<b>Cold War</b>	School	69.9	▲	▲				
	District	54.0						
	Province	54.9						
<b>Regional Developments in Post WWII (5.1)</b>	School	41.1						
	District	46.3						
	Province	46.3						
<b>Regional Developments in Post WWII (5.2)</b>	School	66.9	▲	▲				
	District	59.1						
	Province	60.3						

**Average Score, 2010-2013**

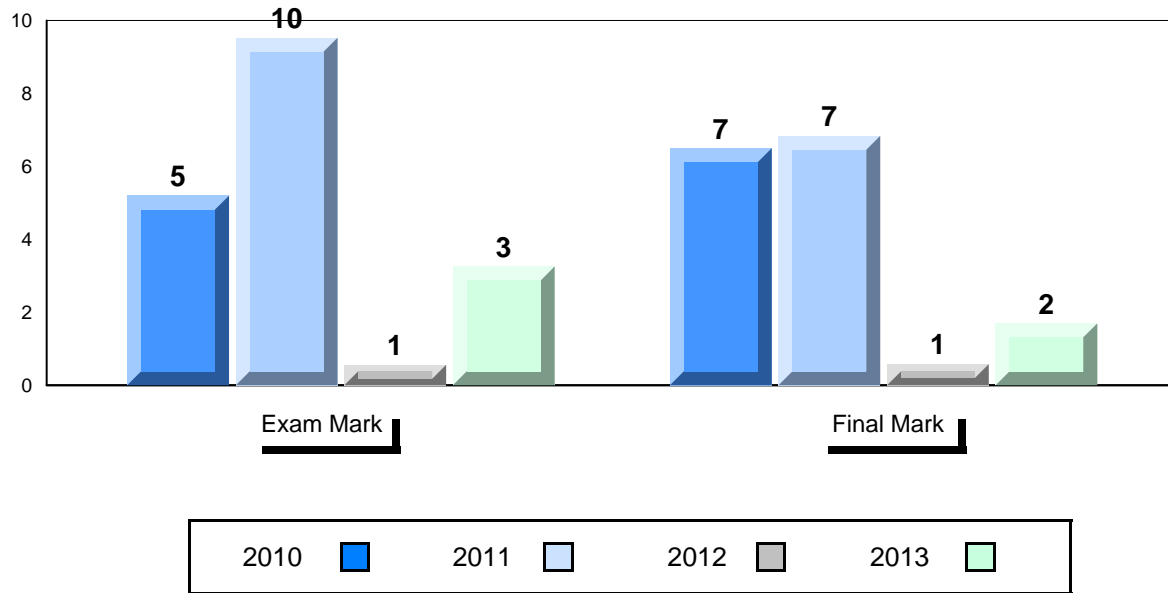


District 4 - Eastern

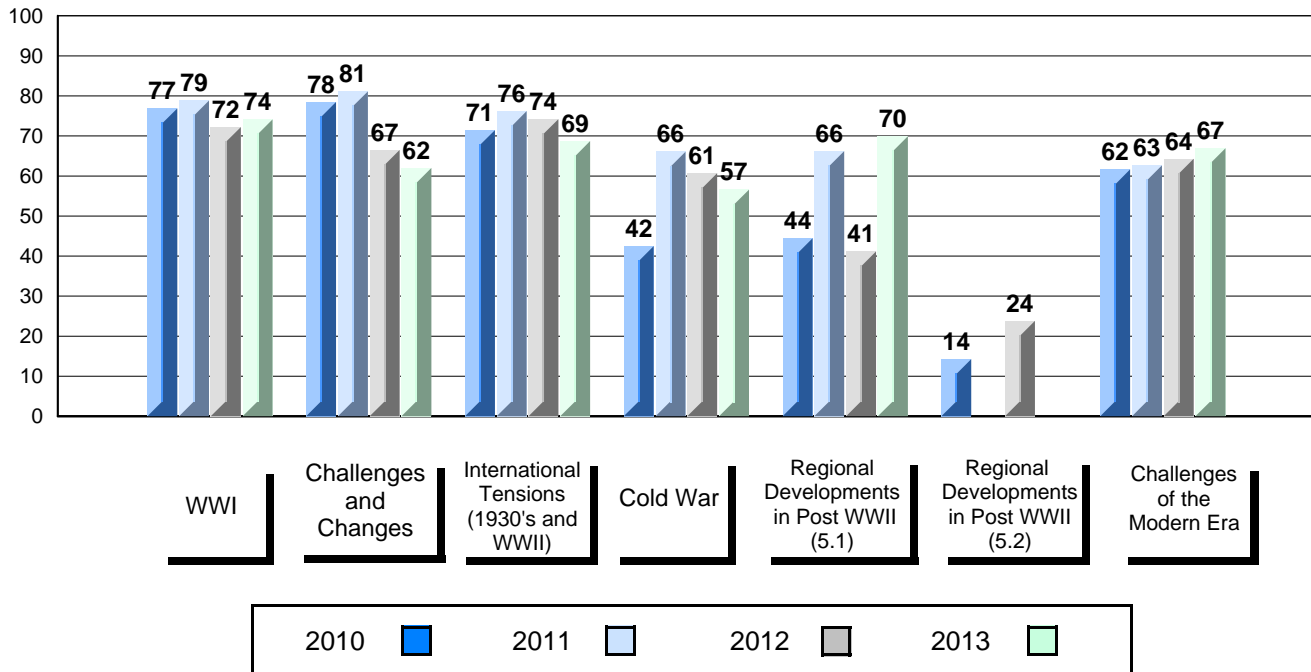
#231 - Discovery Collegiate, Bonavista

Grades: 9-12

Difference from Provincial Mean, 2010-2013



4 Year Public Exam (Subtest) Mark Trend 2010-2013



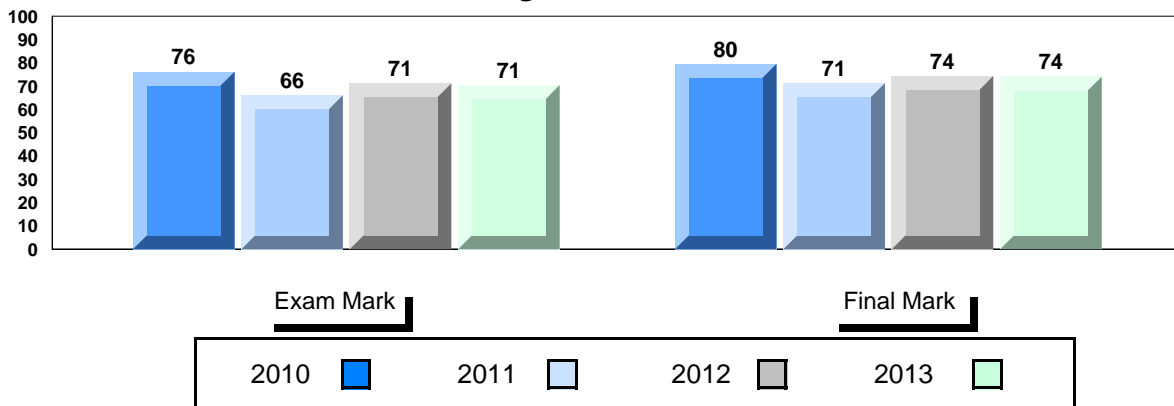
District 4 - Eastern

#247 - Roncalli Central High, Avondale

Grades: 7-12

Number of Students		20	<b>Public Exam Mark</b>			<b>Final Mark</b>		
			School vs District	School vs Province	School vs District	School vs Province		
<b>World History 3201</b>	School	70.5	▲	▲	74.1	▲	▲	
	District	62.7			67.6			
	Province	63.7			68.6			
<u><b>Subtest</b></u>								
<b>WWI</b>	School	77.6	▲	▲				
	District	71.5						
	Province	72.1						
<b>Challenges and Changes</b>	School	64.4	▲	▲				
	District	59.8						
	Province	60.1						
<b>International Tensions (1930's and WWII)</b>	School	73.6	▲	▲				
	District	65.2						
	Province	66.4						
<b>Cold War</b>	School	64.6	▲	▲				
	District	51.9						
	Province	54.0						
<b>Regional Developments in Post WWII (5.1)</b>	School	73.6	▲	▲				
	District	54.0						
	Province	54.9						
<b>Regional Developments in Post WWII (5.2)</b>	School							
	District	41.1						
	Province	46.3						
<b>Challenges of the Modern Era</b>	School	64.3	▲	▲				
	District	59.1						
	Province	60.3						

**Average Score, 2010-2013**

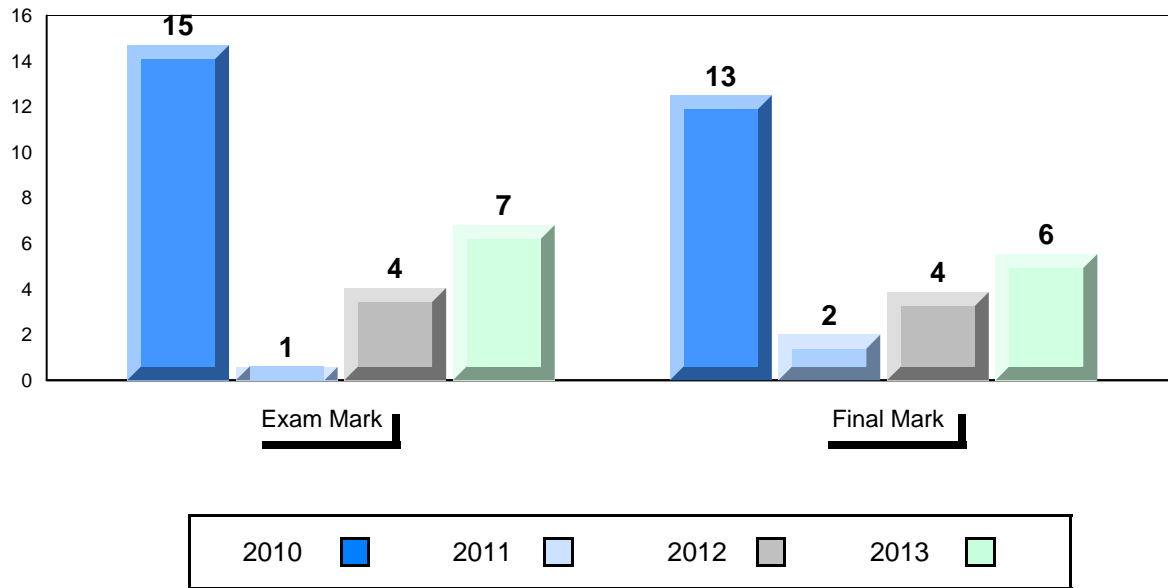


District 4 - Eastern

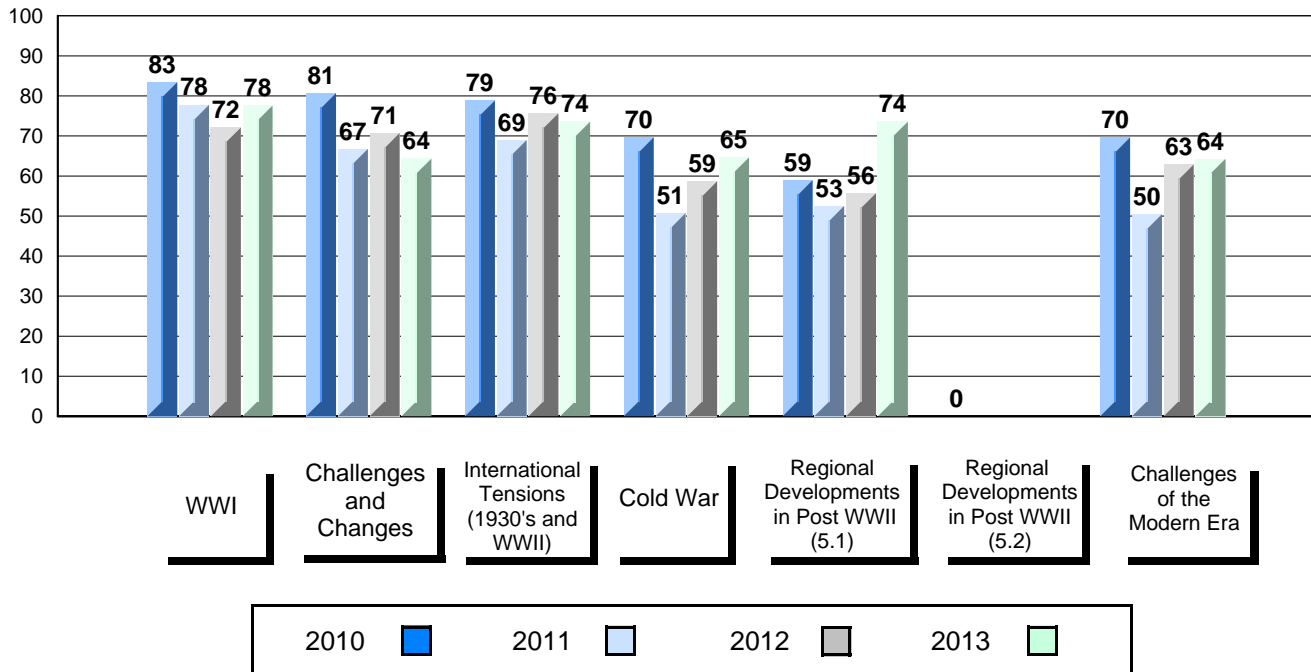
#247 - Roncalli Central High, Avondale

Grades: 7-12

Difference from Provincial Mean, 2010-2013



4 Year Public Exam (Subtest) Mark Trend 2010-2013



District 4 - Eastern

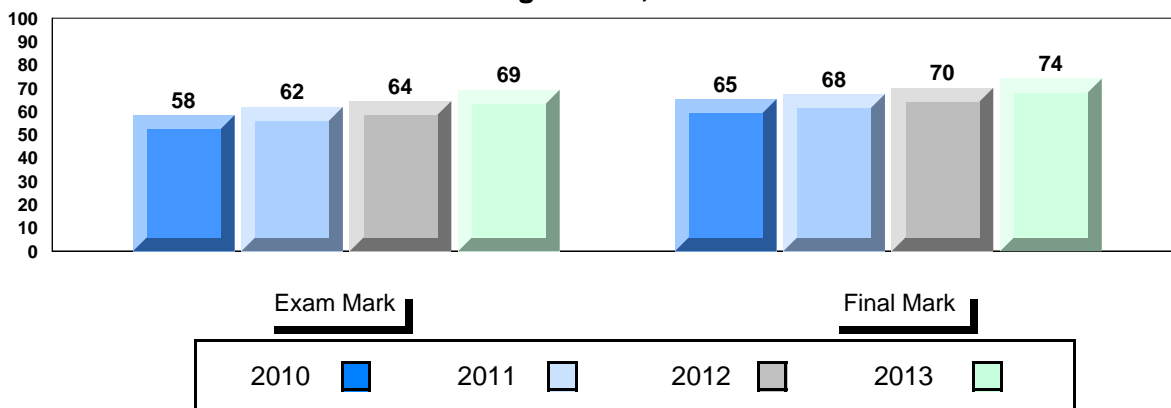
#249 - Ascension Collegiate, Bay Roberts

Grades: 10-12

Number of Students 47

		<b>Public Exam Mark</b>	School vs District	School vs Province	<b>Final Mark</b>	School vs District	School vs Province
<b>World History 3201</b>	School	69.3	▲	▲	74.1	▲	▲
	District	62.7					
	Province	63.7					
<u>Subtest</u>							
<b>WWI</b>	School	79.1	▲	▲			
	District	71.5					
	Province	72.1					
<b>Challenges and Changes</b>	School	71.3	▲	▲			
	District	59.8					
	Province	60.1					
<b>International Tensions (1930's and WWII)</b>	School	69.5	▲	▲			
	District	65.2					
	Province	66.4					
<b>Cold War</b>	School	54.0	▲	▲			
	District	51.9					
	Province	54.0					
<b>Regional Developments in Post WWII (5.1)</b>	School	62.2	▲	▲			
	District	54.0					
	Province	54.9					
<b>Regional Developments in Post WWII (5.2)</b>	School	41.1					
	District	41.1					
	Province	46.3					
<b>Challenges of the Modern Era</b>	School	64.1	▲	▲			
	District	59.1					
	Province	60.3					

**Average Score, 2010-2013**

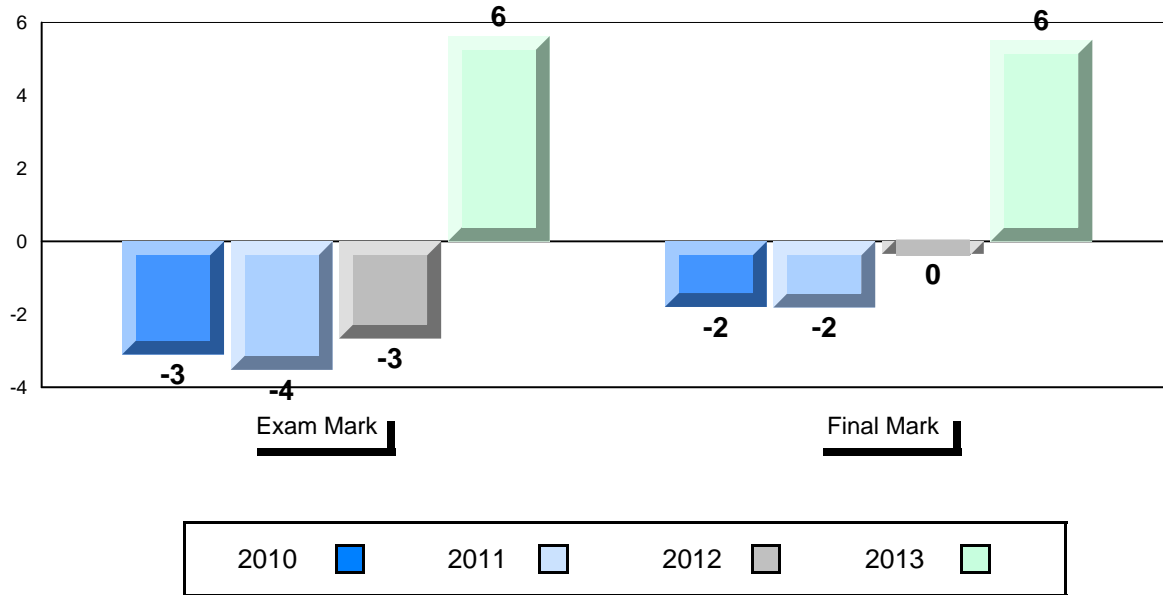


District 4 - Eastern

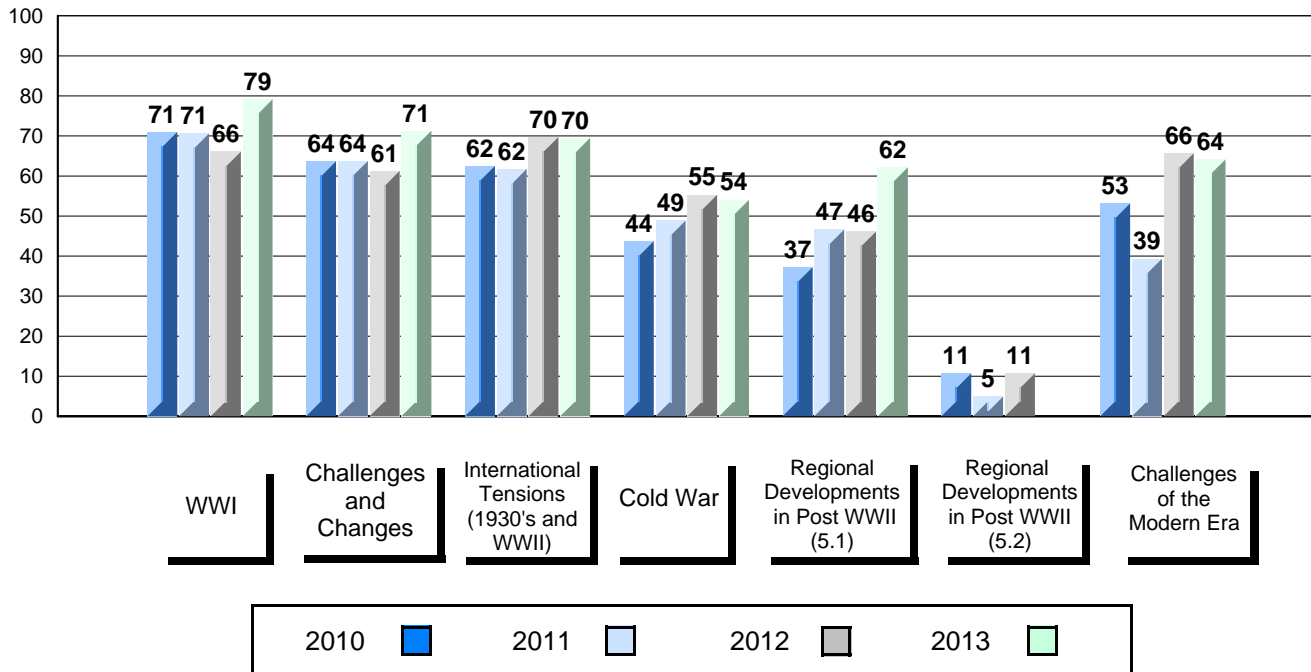
#249 - Ascension Collegiate, Bay Roberts

Grades: 10-12

Difference from Provincial Mean, 2010-2013



4 Year Public Exam (Subtest) Mark Trend 2010-2013





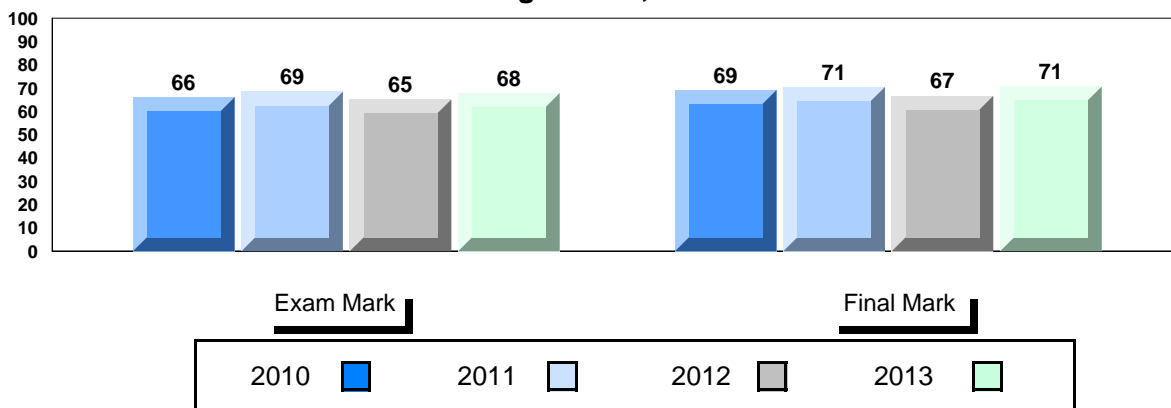
District 4 - Eastern

#253 - Carbonear Collegiate, Carbonear

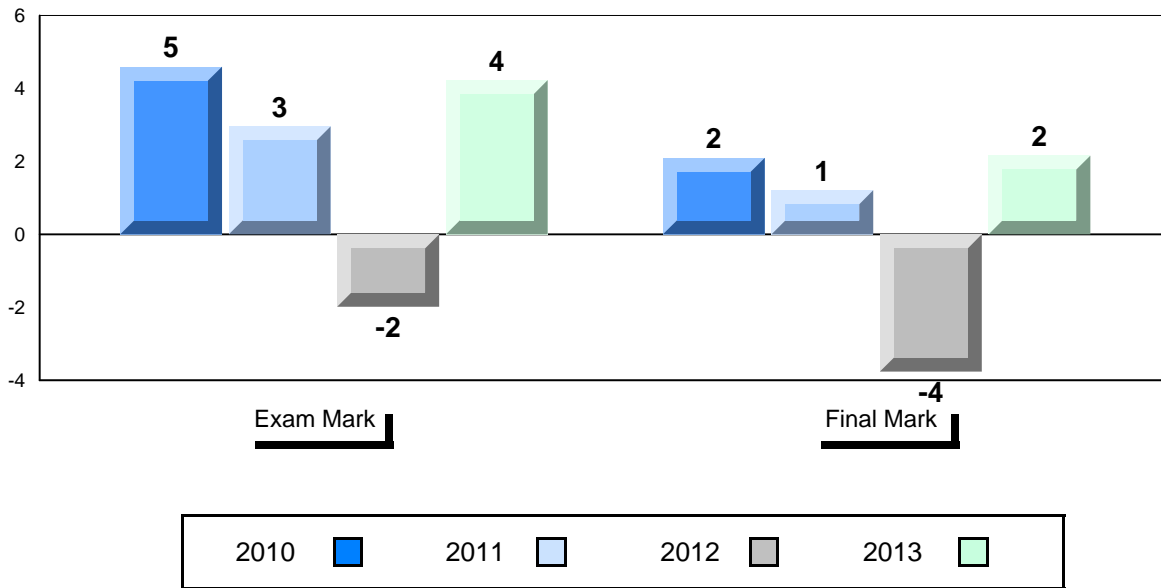
Grades: 10-12

Number of Students		46	<b>Public Exam Mark</b>			<b>Final Mark</b>		
			School vs District	School vs Province	School vs District	School vs Province		
<b>World History 3201</b>	School	67.9	▲	▲	70.7	▲		
	District	62.7						
	Province	63.7						
<u>Subtest</u>								
	<b>WWI</b>	School	69.9	▼	▼			
		District	71.5					
Province		72.1						
<b>Challenges and Changes</b>	School	68.8	▲	▲				
	District	59.8						
	Province	60.1						
<b>International Tensions (1930's and WWII)</b>	School	71.1	▲	▲				
	District	65.2						
	Province	66.4						
<b>Cold War</b>	School	57.2	▲	▲				
	District	51.9						
	Province	54.0						
<b>Regional Developments in Post WWII (5.1)</b>	School	61.8	▲	▲				
	District	54.0						
	Province	54.9						
<b>Regional Developments in Post WWII (5.2)</b>	School	2.9	▼	▼				
	District	41.1						
	Province	46.3						
<b>Challenges of the Modern Era</b>	School	69.6	▲	▲				
	District	59.1						
	Province	60.3						

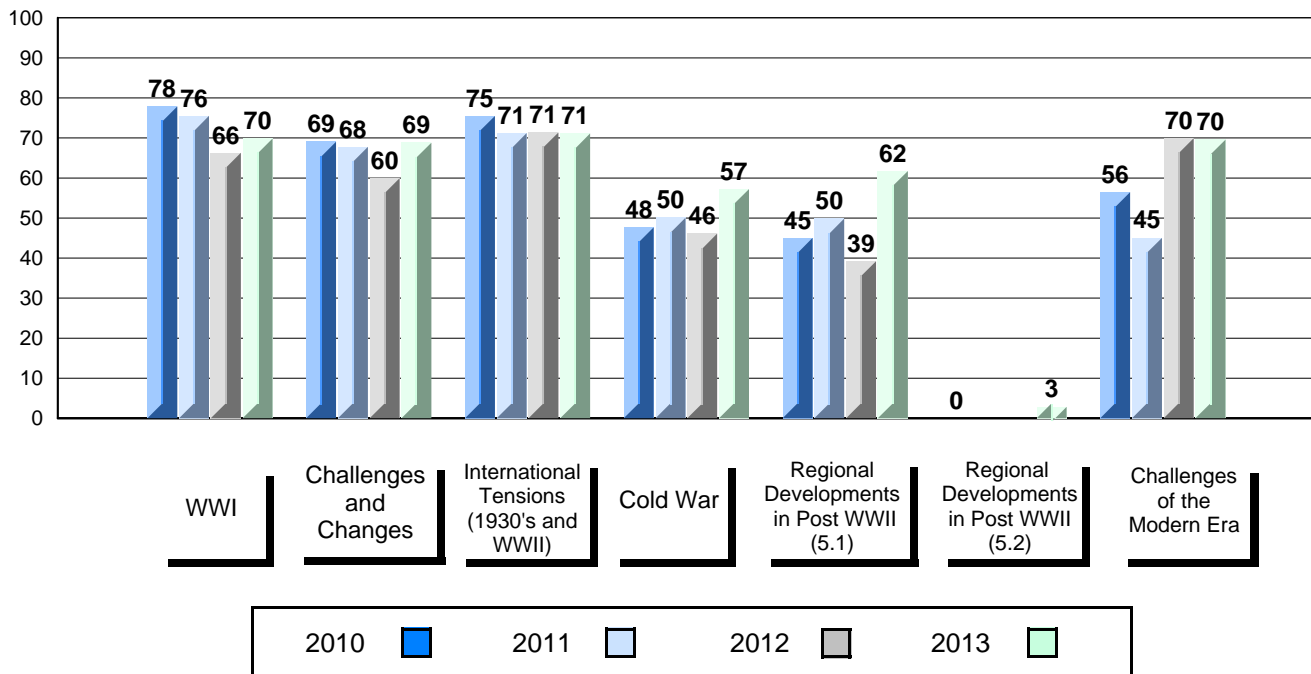
**Average Score, 2010-2013**



Difference from Provincial Mean, 2010-2013



4 Year Public Exam (Subtest) Mark Trend 2010-2013



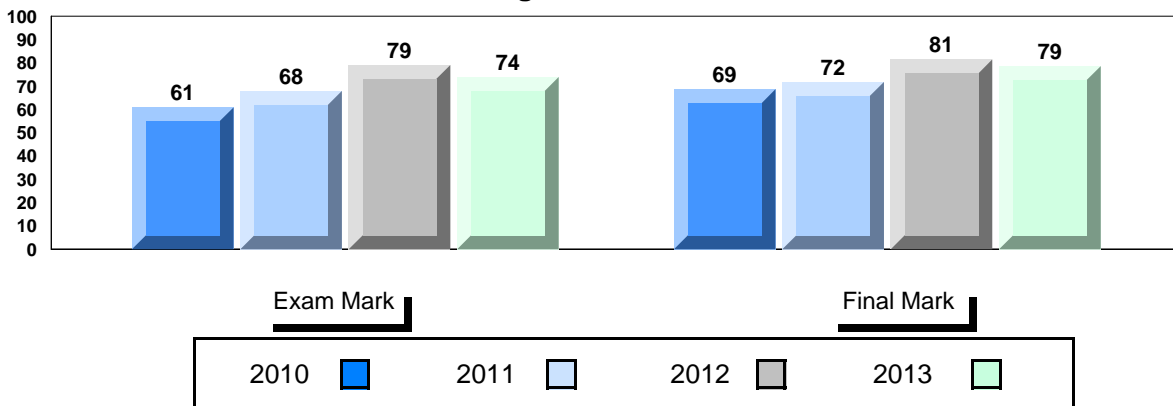
District 4 - Eastern

#280 - Laval High School, Placentia

Grades: 7-12

Number of Students		18	<b>Public Exam Mark</b>			<b>Final Mark</b>			
			School vs District	School vs Province	School vs District	School vs Province			
<b>World History 3201</b>	School	73.9	▲	▲	78.6	▲			
	District	62.7							67.6
	Province	63.7							68.6
<u>Subtest</u>									
	<b>WWI</b>	School: 80.4	▲	▲					
	District: 71.5								
	Province: 72.1								
<b>Challenges and Changes</b>	School	73.7	▲	▲					
	District	59.8							
	Province	60.1							
<b>International Tensions (1930's and WWII)</b>	School	74.3	▲	▲					
	District	65.2							
	Province	66.4							
<b>Cold War</b>	School	65.1	▲	▲					
	District	51.9							
	Province	54.0							
<b>Regional Developments in Post WWII (5.1)</b>	School	72.2	▲	▲					
	District	54.0							
	Province	54.9							
<b>Regional Developments in Post WWII (5.2)</b>	School	41.1							
	District	41.1							
	Province	46.3							
<b>Challenges of the Modern Era</b>	School	67.1	▲	▲					
	District	59.1							
	Province	60.3							

**Average Score, 2010-2013**

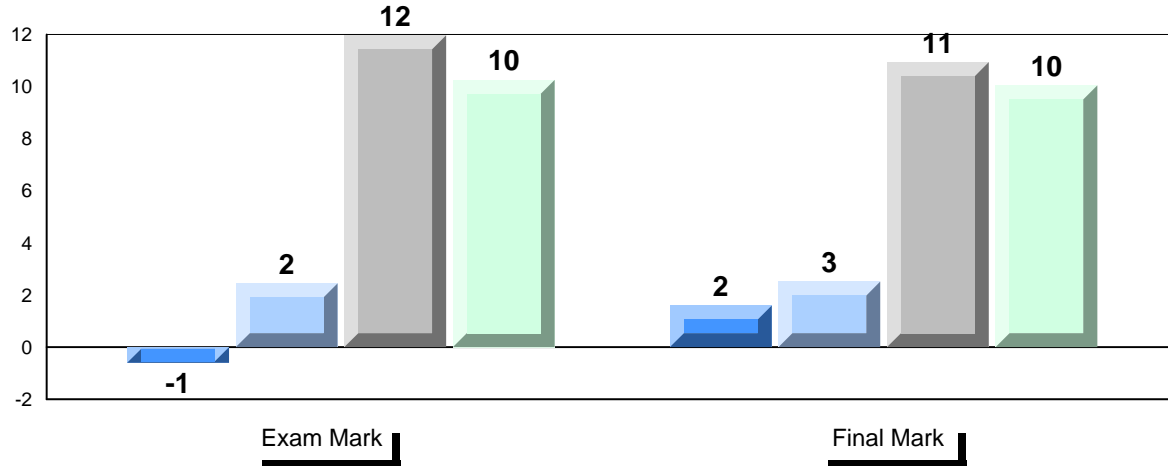


District 4 - Eastern

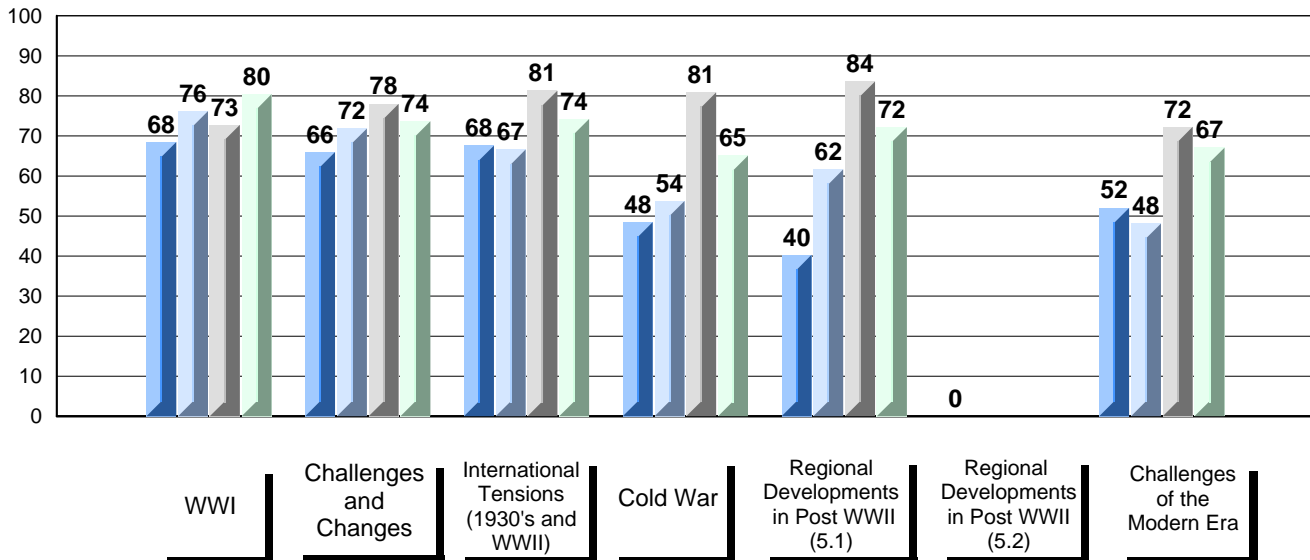
#280 - Laval High School, Placentia

Grades: 7-12

Difference from Provincial Mean, 2010-2013



4 Year Public Exam (Subtest) Mark Trend 2010-2013



**District 4 - Eastern**

#286 - Fatima Academy, St. Bride's

Grades: K-12

Number of Students      1

**World History 3201**

**Subtest**

**WWI**

**Challenges and Changes**

**International Tensions (1930's and WWII)**

**Cold War**

**Regional Developments in Post WWII (5.1)**

**Regional Developments in Post WWII (5.2)**

**Challenges of the Modern Era**

School  
District  
Province

School  
District  
Province

School  
District  
Province

School  
District  
Province

School  
District  
Province

School  
District  
Province

School  
District  
Province

School  
District  
Province

**Public Exam Mark**

School vs District      School vs Province

*School data with 5 or fewer students withheld for reasons of confidentiality.*

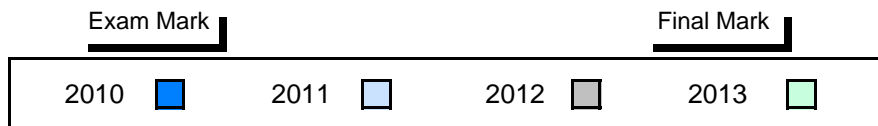
**Final Mark**

School vs District      School vs Province

*School data with 5 or fewer students withheld for reasons of confidentiality.*

**Average Score, 2010-2013**

*School data with 5 or fewer students withheld for reasons of confidentiality.*





**District 4 - Eastern**

#287 - Dunne Memorial Academy, St. Mary's

Grades: K-12

Number of Students 3

**World History 3201**

**Subtest**

**WWI**

**Challenges and Changes**

**International Tensions (1930's and WWII)**

**Cold War**

**Regional Developments in Post WWII (5.1)**

**Regional Developments in Post WWII (5.2)**

**Challenges of the Modern Era**

School  
District  
Province

School  
District  
Province

School  
District  
Province

School  
District  
Province

School  
District  
Province

School  
District  
Province

School  
District  
Province

School  
District  
Province

**Public Exam Mark**

School vs District      School vs Province

*School data with 5 or fewer students withheld for reasons of confidentiality.*

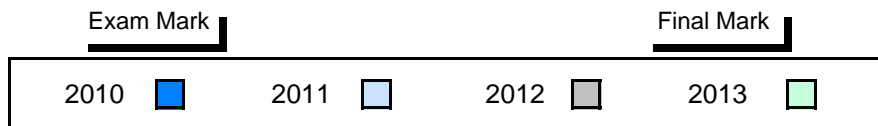
**Final Mark**

School vs District      School vs Province

*School data with 5 or fewer students withheld for reasons of confidentiality.*

**Average Score, 2010-2013**

*School data with 5 or fewer students withheld for reasons of confidentiality.*







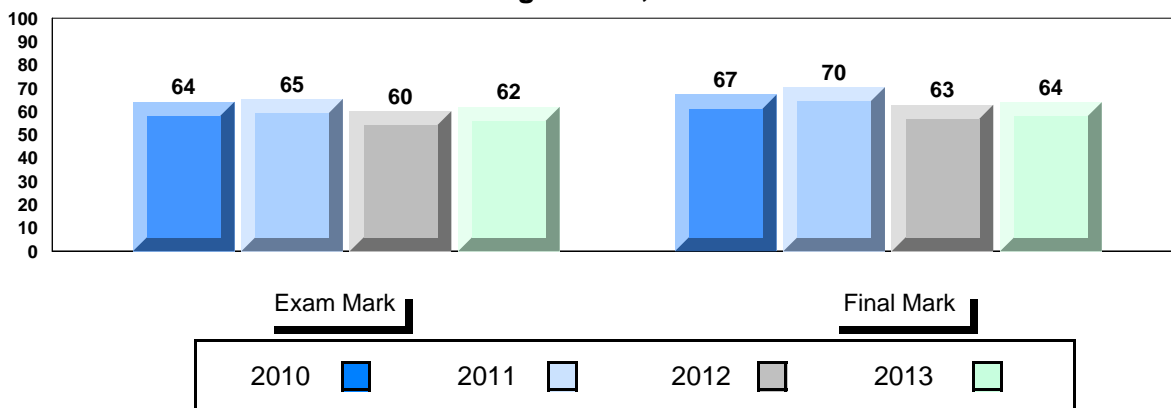
District 4 - Eastern

#302 - Queen Elizabeth Regional High, Conception Bay South (Foxtrap)

Grades: 10-12

Number of Students		26	<b>Public Exam Mark</b>			<b>Final Mark</b>			
			School vs District	School vs Province	School vs District	School vs Province			
<b>World History 3201</b>	School	62.0	▼	▼	64.0	▼			
	District	62.7							67.6
	Province	63.7							68.6
<u>Subtest</u>	School	73.3	▲	▲					
	District	71.5							
	Province	72.1							
<b>WWI</b>	School	61.5	▲	▲					
	District	59.8							
	Province	60.1							
<b>Challenges and Changes</b>	School	61.5	▲	▲					
	District	59.8							
	Province	60.1							
<b>International Tensions (1930's and WWII)</b>	School	62.8	▼	▼					
	District	65.2							
	Province	66.4							
<b>Cold War</b>	School	45.6	▼	▼					
	District	51.9							
	Province	54.0							
<b>Regional Developments in Post WWII (5.1)</b>	School	53.0	▼	▼					
	District	54.0							
	Province	54.9							
<b>Regional Developments in Post WWII (5.2)</b>	School	41.1							
	District	41.1							
	Province	46.3							
<b>Challenges of the Modern Era</b>	School	59.1	▼	▼					
	District	59.1							
	Province	60.3							

**Average Score, 2010-2013**

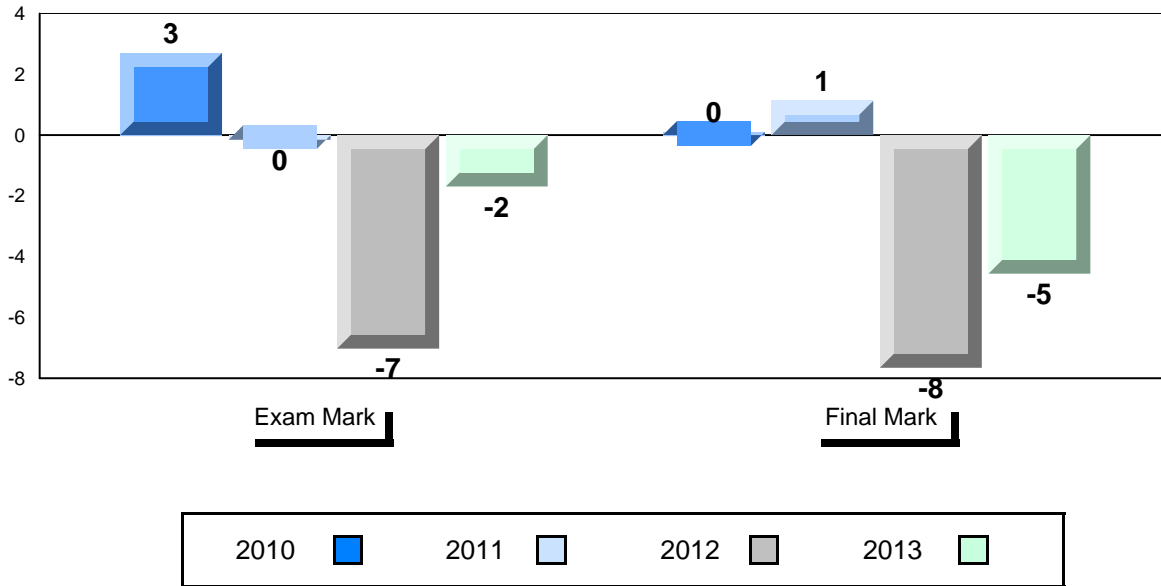


District 4 - Eastern

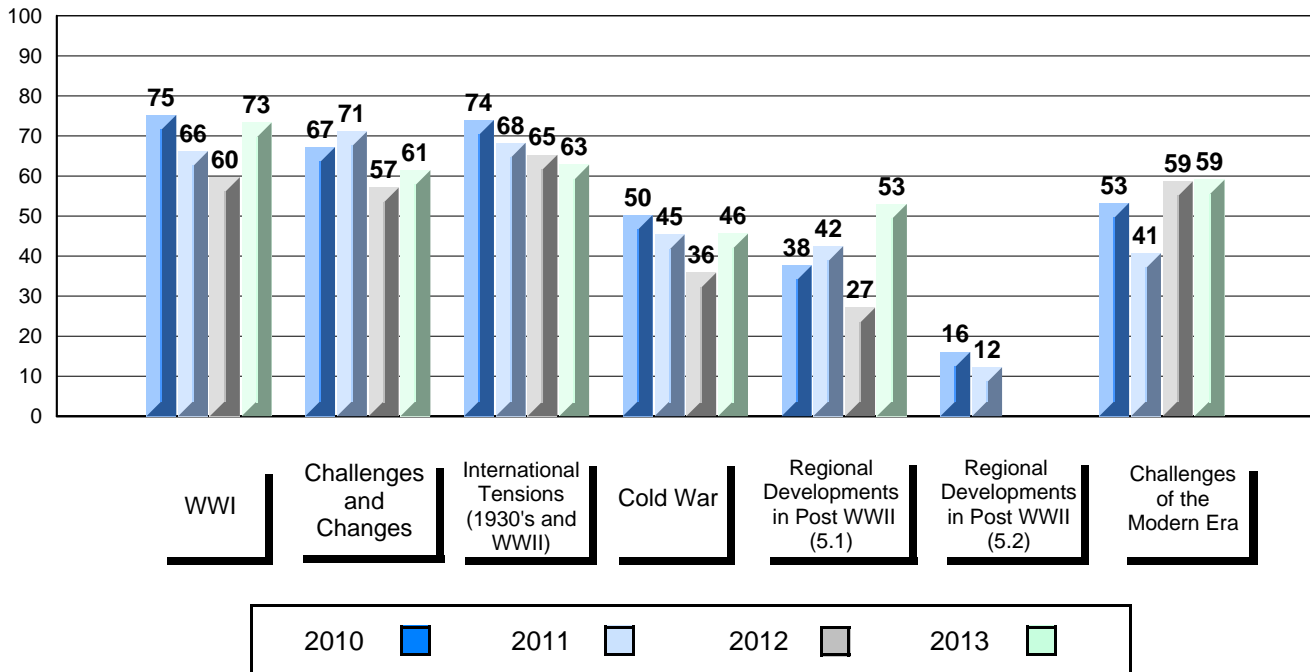
#302 - Queen Elizabeth Regional High, Conception Bay South (Foxtrap)

Grades: 10-12

Difference from Provincial Mean, 2010-2013



4 Year Public Exam (Subtest) Mark Trend 2010-2013



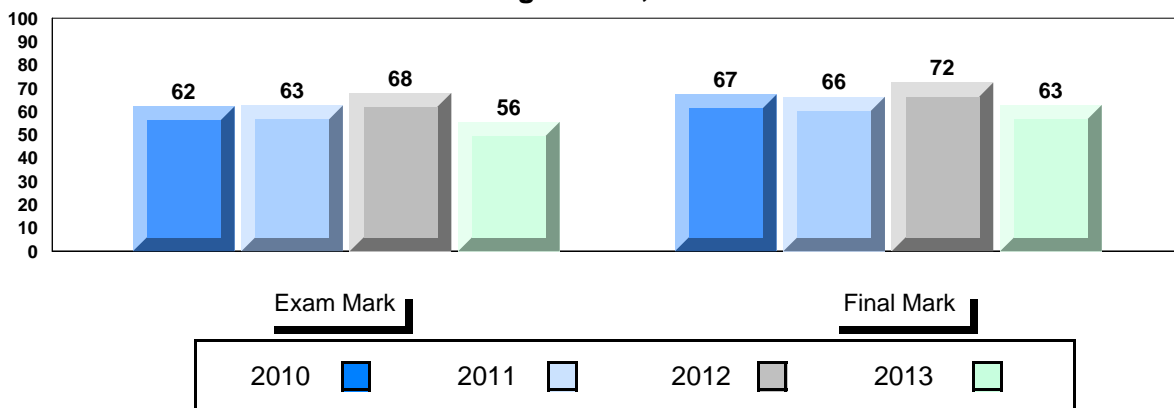
District 4 - Eastern

#304 - Holy Spirit High, Conception Bay South (Manuels)

Grades: 9-12

Number of Students		77	<b>Public Exam Mark</b>			<b>Final Mark</b>		
			School vs District	School vs Province	School vs District	School vs Province		
<b>World History 3201</b>	School	55.6	▼	▼	62.8	▼		
	District	62.7						
	Province	63.7						
<u>Subtest</u>								
	<b>WWI</b>	School	64.6	▼	▼			
		District	71.5					
Province		72.1						
<b>Challenges and Changes</b>	School	50.9	▼	▼				
	District	59.8						
	Province	60.1						
<b>International Tensions (1930's and WWII)</b>	School	57.9	▼	▼				
	District	65.2						
	Province	66.4						
<b>Cold War</b>	School	44.5	▼	▼				
	District	51.9						
	Province	54.0						
<b>Regional Developments in Post WWII (5.1)</b>	School	54.3	▲	▼				
	District	54.0						
	Province	54.9						
<b>Regional Developments in Post WWII (5.2)</b>	School	41.1						
	District	41.1						
	Province	46.3						
<b>Challenges of the Modern Era</b>	School	52.0	▼	▼				
	District	59.1						
	Province	60.3						

**Average Score, 2010-2013**

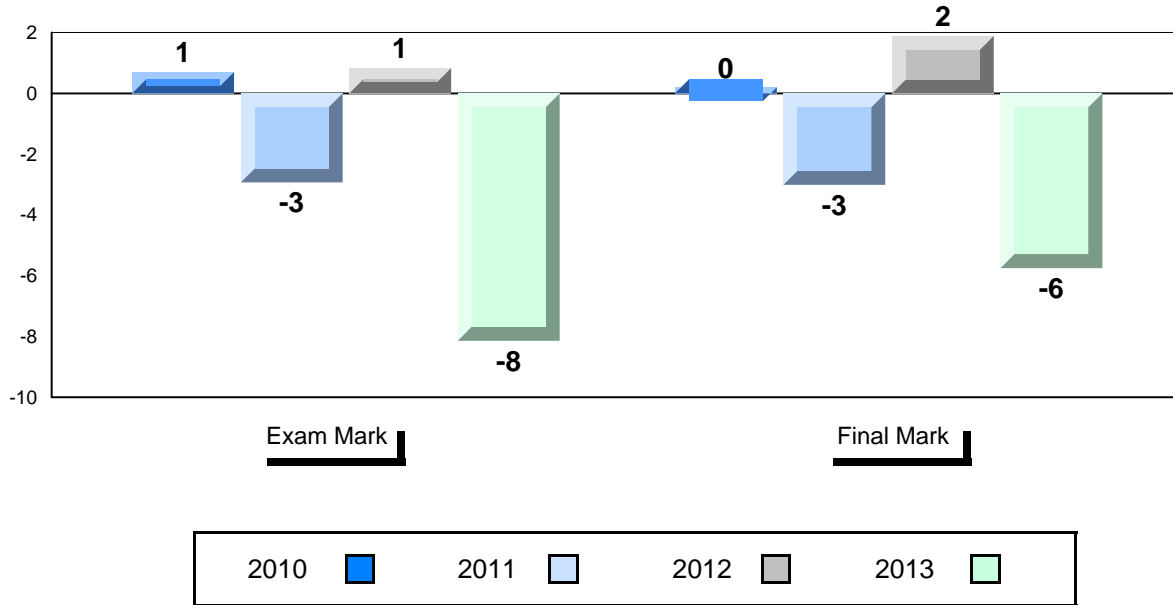


District 4 - Eastern

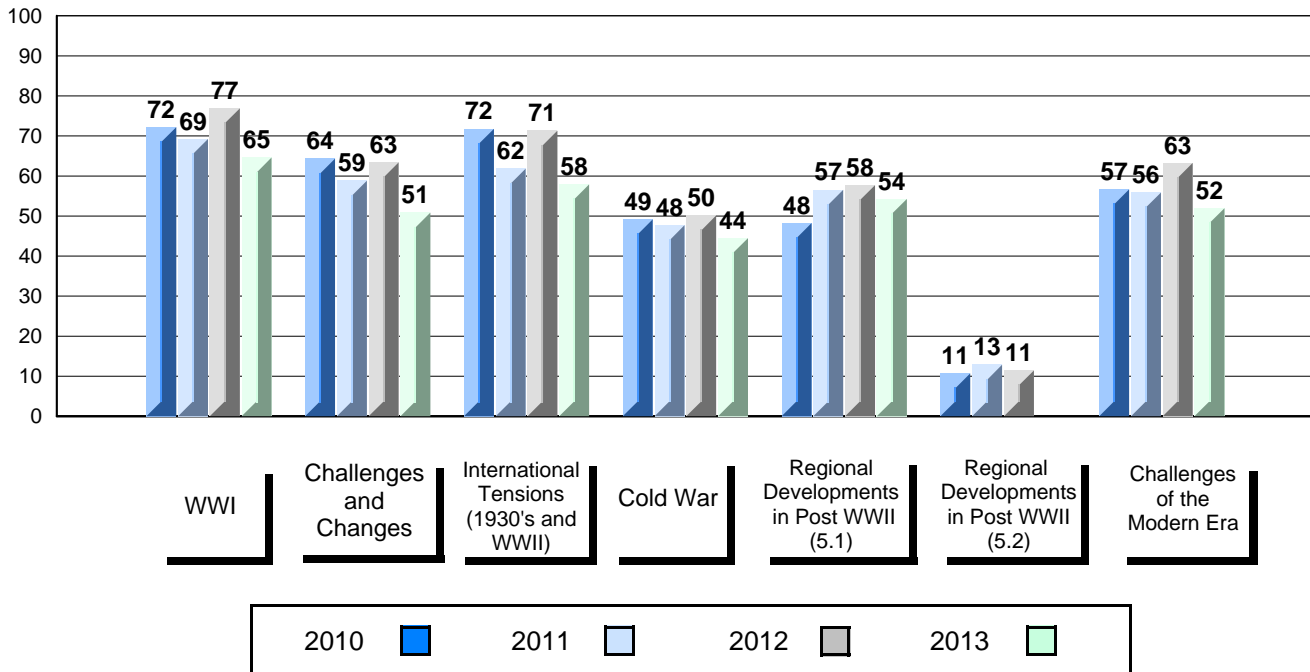
#304 - Holy Spirit High, Conception Bay South (Manuels)

Grades: 9-12

Difference from Provincial Mean, 2010-2013



4 Year Public Exam (Subtest) Mark Trend 2010-2013



**District 4 - Eastern**

#307 - Mobile Central High, Mobile

Grades: 7-12

Number of Students            2

**World History 3201**

**Subtest**

**WWI**

**Challenges and Changes**

**International Tensions (1930's and WWII)**

**Cold War**

**Regional Developments in Post WWII (5.1)**

**Regional Developments in Post WWII (5.2)**

**Challenges of the Modern Era**

School  
District  
Province

School  
District  
Province

School  
District  
Province

School  
District  
Province

School  
District  
Province

School  
District  
Province

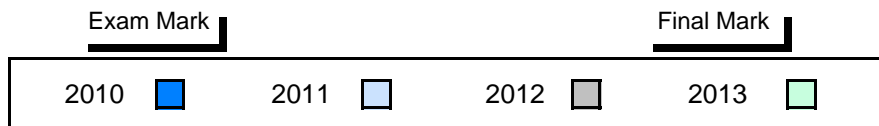
School  
District  
Province

School  
District  
Province

<b>Public Exam Mark</b>	School vs District	School vs Province	<b>Final Mark</b>	School vs District	School vs Province
<i>School data with 5 or fewer students withheld for reasons of confidentiality.</i>			<i>School data with 5 or fewer students withheld for reasons of confidentiality.</i>		

**Average Score, 2010-2013**

*School data with 5 or fewer students withheld for reasons of confidentiality.*





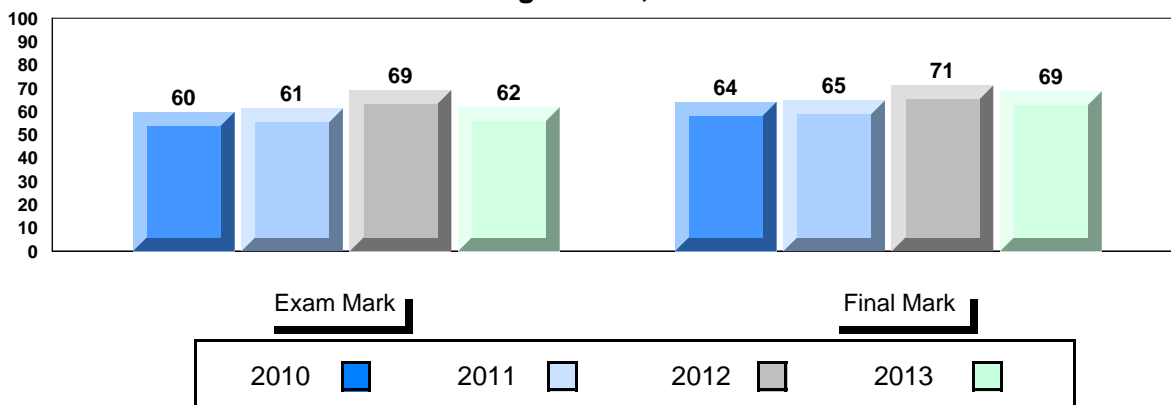
**District 4 - Eastern**

#311 - Mount Pearl Senior High, Mount Pearl

Grades: 10-12

Number of Students		52	<b>Public Exam Mark</b>			<b>Final Mark</b>		
			School vs District	School vs Province	School vs District	School vs Province		
<b>World History 3201</b>	School	61.9	▼	▼	68.7	▲		
	District	62.7						
	Province	63.7						
<b>Subtest</b>	School	70.5	▼	▼				
	District	71.5						
	Province	72.1						
<b>WWI</b>	School	56.1	▼	▼				
	District	59.8						
	Province	60.1						
<b>Challenges and Changes</b>	School	64.6	▼	▼				
	District	65.2						
	Province	66.4						
<b>International Tensions (1930's and WWII)</b>	School	54.1	▲	▲				
	District	51.9						
	Province	54.0						
<b>Cold War</b>	School	50.0	▼	▼				
	District	54.0						
	Province	54.9						
<b>Regional Developments in Post WWII (5.1)</b>	School	55.2	▲	▲				
	District	41.1						
	Province	46.3						
<b>Regional Developments in Post WWII (5.2)</b>	School	60.7	▲	▲				
	District	59.1						
	Province	60.3						
<b>Challenges of the Modern Era</b>	School	60.7	▲	▲				
	District	59.1						
	Province	60.3						

**Average Score, 2010-2013**

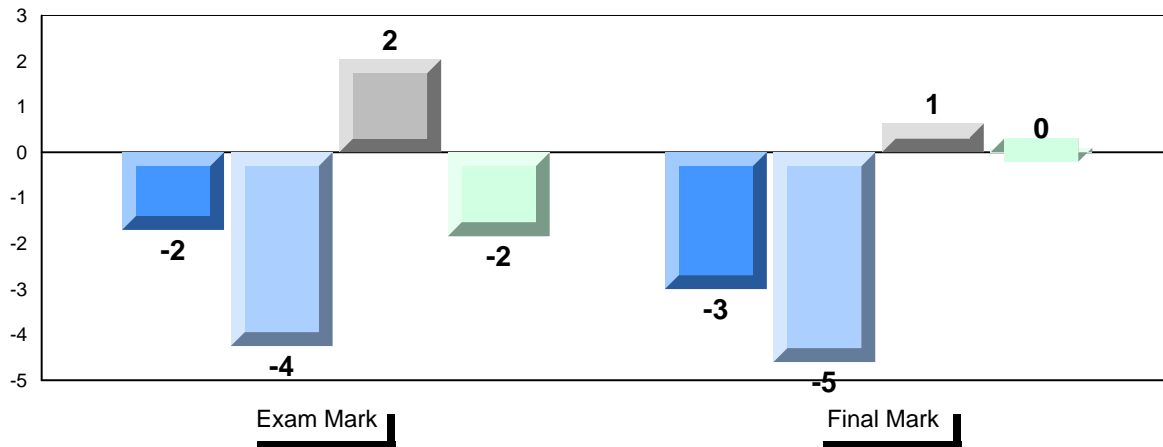


District 4 - Eastern

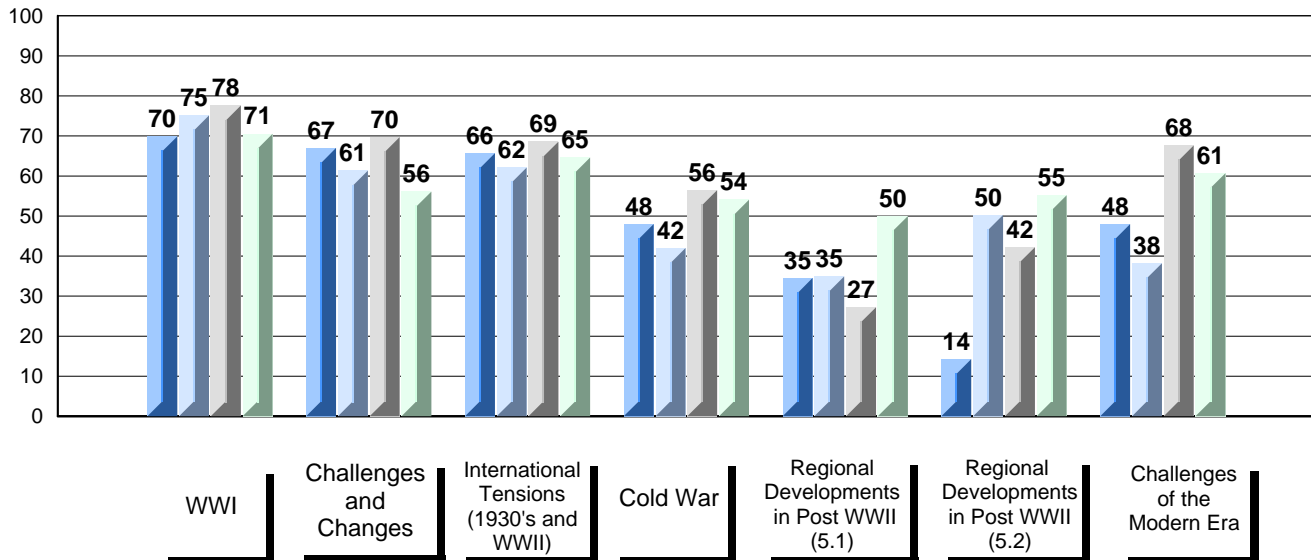
#311 - Mount Pearl Senior High, Mount Pearl

Grades: 10-12

Difference from Provincial Mean, 2010-2013



4 Year Public Exam (Subtest) Mark Trend 2010-2013





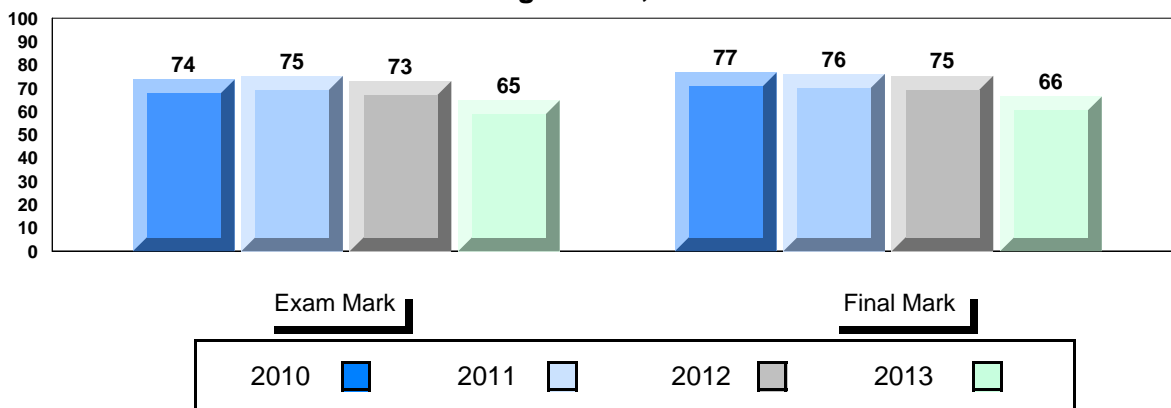
District 4 - Eastern

#313 - O'Donel High School, Mount Pearl

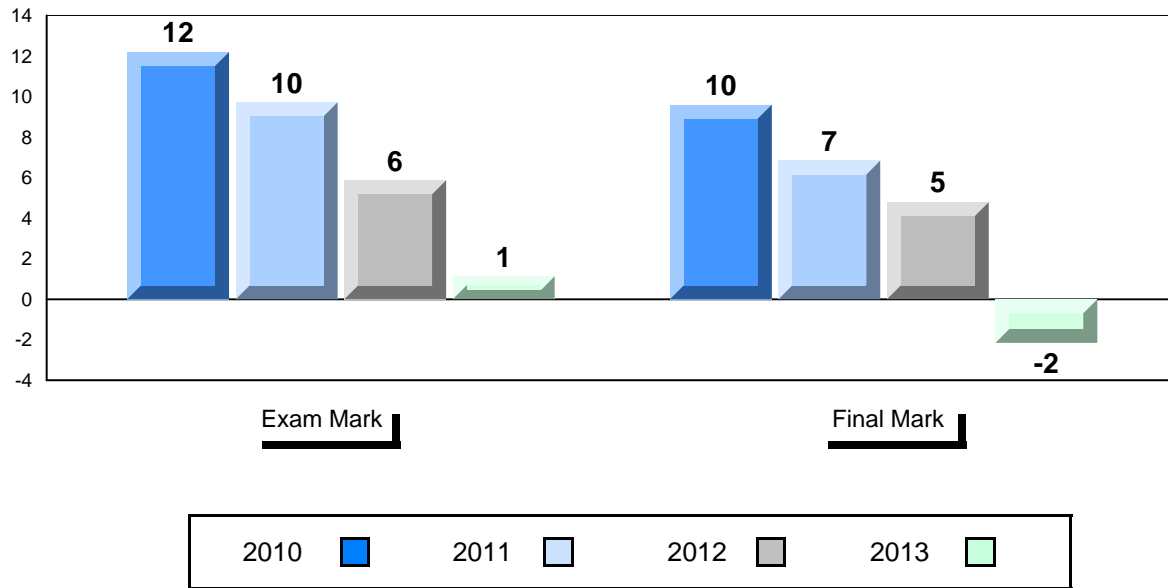
Grades: 10-12

Number of Students		22	<b>Public Exam Mark</b>			<b>Final Mark</b>		
			School vs District	School vs Province	School vs District	School vs Province		
<b>World History 3201</b>	School	64.8	▲	▲	66.4	▼	▼	68.6
	District	62.7						
	Province	63.7						
<b>Subtest</b>	School	70.2	▼	▼				
	District	71.5						
	Province	72.1						
<b>WWI</b>	School	61.5	▲	▲				
	District	59.8						
	Province	60.1						
<b>Challenges and Changes</b>	School	68.4	▲	▲				
	District	65.2						
	Province	66.4						
<b>International Tensions (1930's and WWII)</b>	School	55.5	▲	▲				
	District	51.9						
	Province	54.0						
<b>Cold War</b>	School	16.7	▼	▼				
	District	54.0						
	Province	54.9						
<b>Regional Developments in Post WWII (5.1)</b>	School	55.0	▲	▲				
	District	41.1						
	Province	46.3						
<b>Regional Developments in Post WWII (5.2)</b>	School	66.2	▲	▲				
	District	59.1						
	Province	60.3						
<b>Challenges of the Modern Era</b>	School	66.2	▲	▲				
	District	59.1						
	Province	60.3						

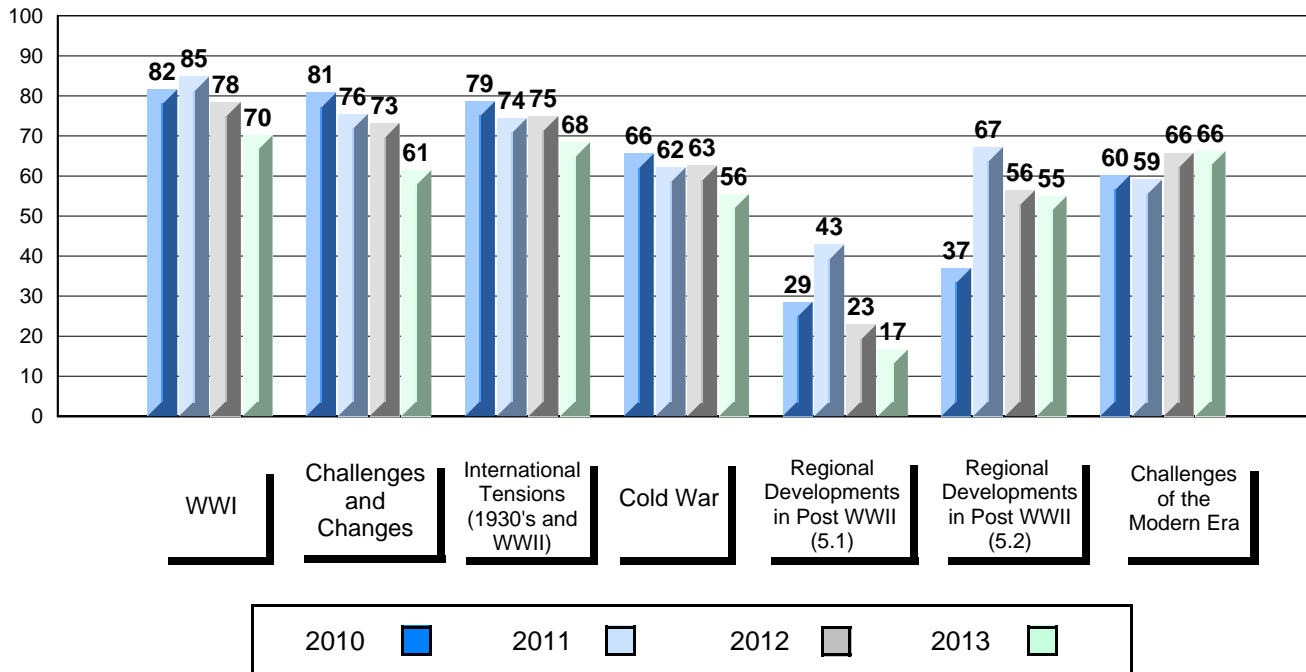
**Average Score, 2010-2013**



Difference from Provincial Mean, 2010-2013



4 Year Public Exam (Subtest) Mark Trend 2010-2013



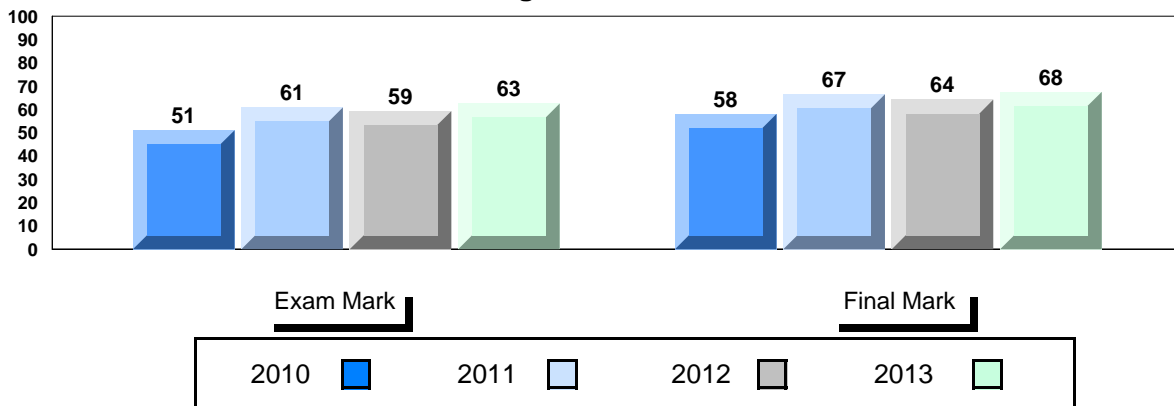
District 4 - Eastern

#327 - Bishops College High, St. John's

Grades: 10-12

Number of Students		53						
		<b>Public Exam Mark</b>	School vs District	School vs Province	<b>Final Mark</b>	School vs District	School vs Province	
<b>World History 3201</b>	School	62.6	▼	▼	67.6	▼	▼	
	District	62.7						
	Province	63.7						
<u>Subtest</u>								
<b>WWI</b>	School	74.4	▲	▲	68.6			
	District	71.5						
	Province	72.1						
<b>Challenges and Changes</b>	School	62.0	▲	▲				
	District	59.8						
	Province	60.1						
<b>International Tensions (1930's and WWII)</b>	School	62.3	▼	▼				
	District	65.2						
	Province	66.4						
<b>Cold War</b>	School	50.4	▼	▼				
	District	51.9						
	Province	54.0						
<b>Regional Developments in Post WWII (5.1)</b>	School	51.2	▼	▼				
	District	54.0						
	Province	54.9						
<b>Regional Developments in Post WWII (5.2)</b>	School	41.1						
	District	41.1						
	Province	46.3						
<b>Challenges of the Modern Era</b>	School	56.9	▼	▼				
	District	59.1						
	Province	60.3						

**Average Score, 2010-2013**

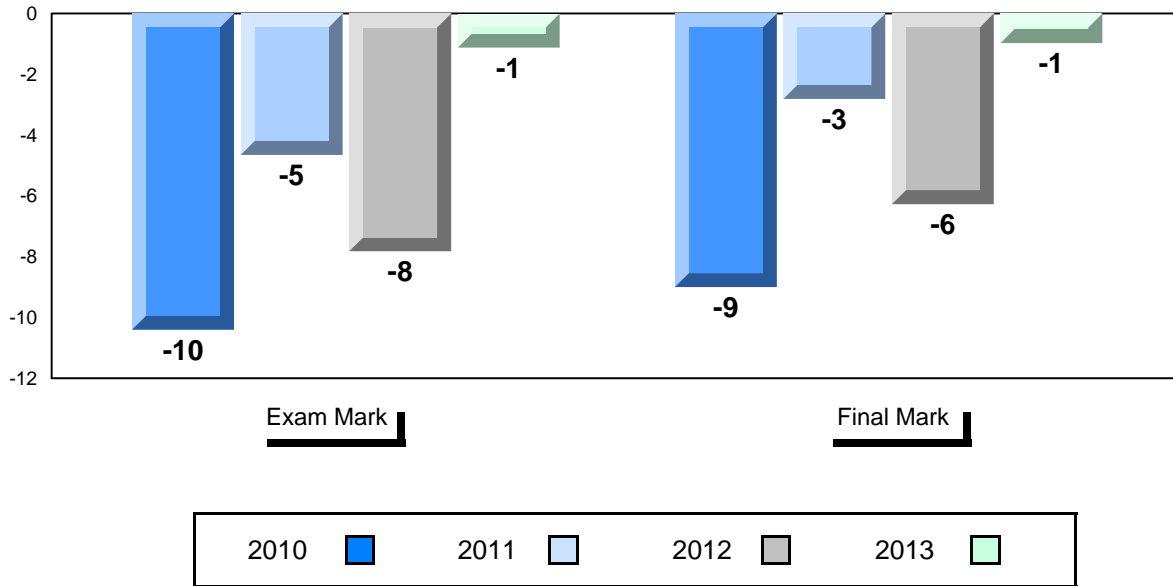


District 4 - Eastern

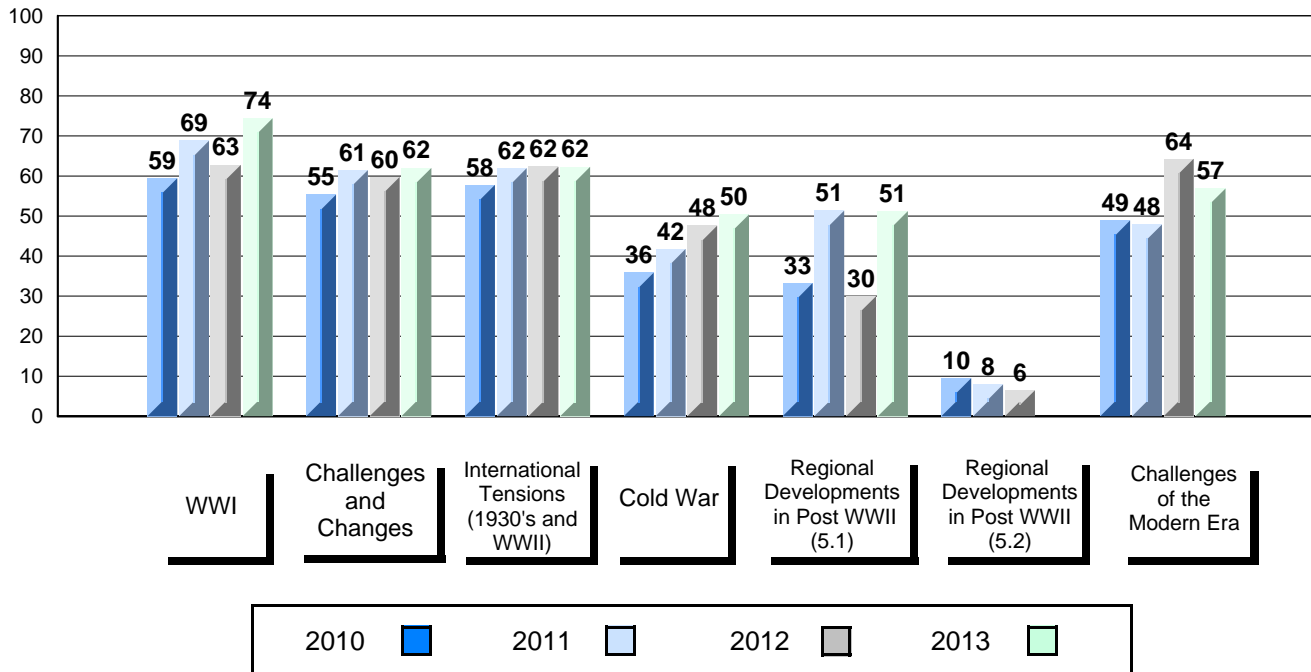
#327 - Bishops College High, St. John's

Grades: 10-12

Difference from Provincial Mean, 2010-2013



4 Year Public Exam (Subtest) Mark Trend 2010-2013



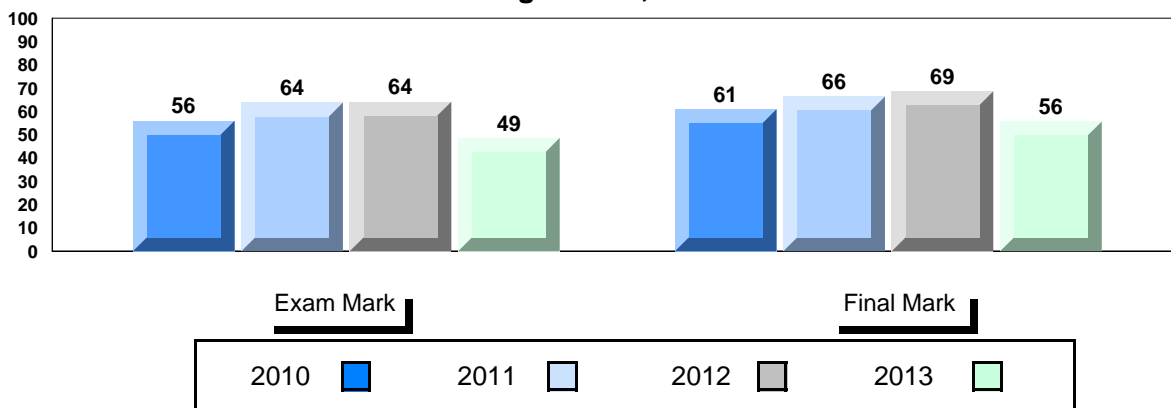
District 4 - Eastern

#328 - Booth Memorial High School, St. John's

Grades: 10-12

Number of Students		24	<b>Public Exam Mark</b>			<b>Final Mark</b>			
			School vs District	School vs Province	School vs District	School vs Province			
<b>World History 3201</b>	School	48.7	▼	▼	55.7	▼			
	District	62.7							67.6
	Province	63.7							68.6
<u><b>Subtest</b></u>									
	<b>WWI</b>	School	58.0	▼	▼				
		District	71.5						
Province		72.1							
<b>Challenges and Changes</b>	School	44.9	▼	▼					
	District	59.8							
	Province	60.1							
<b>International Tensions (1930's and WWII)</b>	School	51.4	▼	▼					
	District	65.2							
	Province	66.4							
<b>Cold War</b>	School	34.4	▼	▼					
	District	51.9							
	Province	54.0							
<b>Regional Developments in Post WWII (5.1)</b>	School	38.7	▼	▼					
	District	54.0							
	Province	54.9							
<b>Regional Developments in Post WWII (5.2)</b>	School	24.1	▼	▼					
	District	41.1							
	Province	46.3							
<b>Challenges of the Modern Era</b>	School	51.5	▼	▼					
	District	59.1							
	Province	60.3							

**Average Score, 2010-2013**

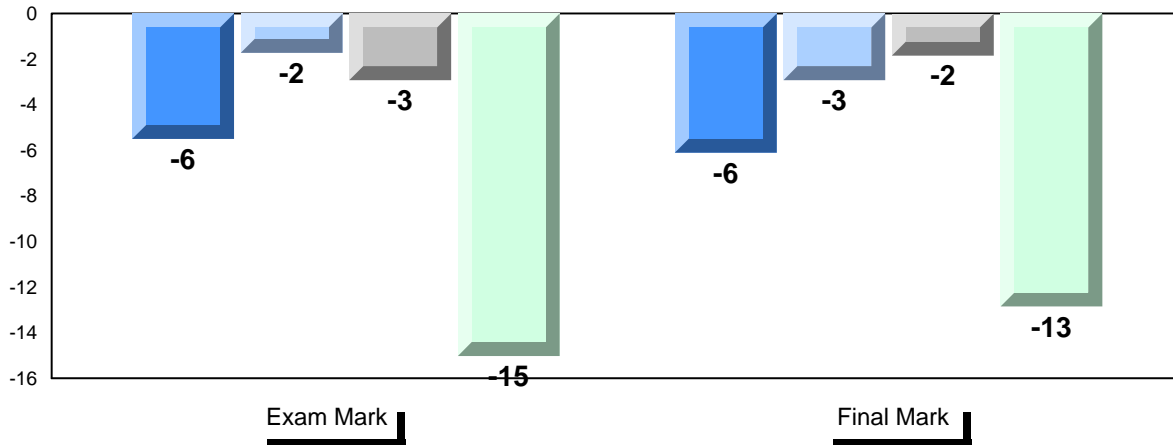


District 4 - Eastern


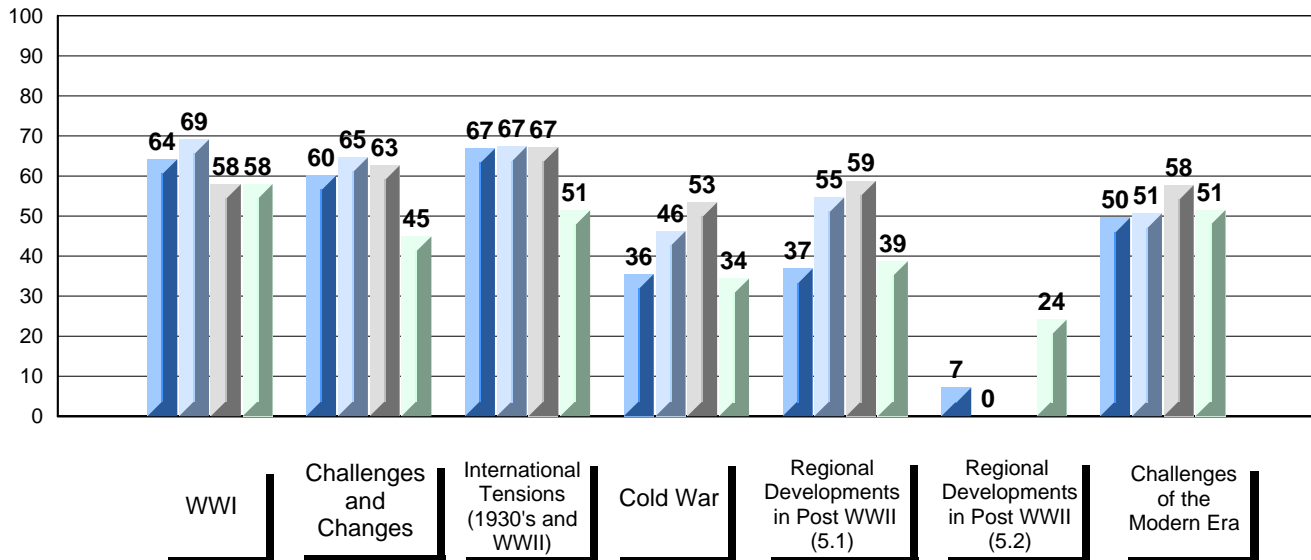
#328 - Booth Memorial High School, St. John's

Grades: 10-12

Difference from Provincial Mean, 2010-2013



4 Year Public Exam (Subtest) Mark Trend 2010-2013



**District 4 - Eastern**

#336 - Gonzaga Regional High, St. John's

Grades: 10-12

Number of Students

1

**Public Exam Mark**

School vs District

School vs Province

**Final Mark**

School vs District

School vs Province

**World History 3201**

School  
District  
Province

*School data with 5 or fewer students withheld for reasons of confidentiality.*

*School data with 5 or fewer students withheld for reasons of confidentiality.*

**Subtest**

**WWI**

School  
District  
Province

**Challenges and Changes**

School  
District  
Province

**International Tensions (1930's and WWII)**

School  
District  
Province

**Cold War**

School  
District  
Province

**Regional Developments in Post WWII (5.1)**

School  
District  
Province

**Regional Developments in Post WWII (5.2)**

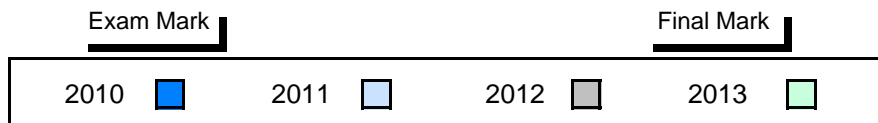
School  
District  
Province

**Challenges of the Modern Era**

School  
District  
Province

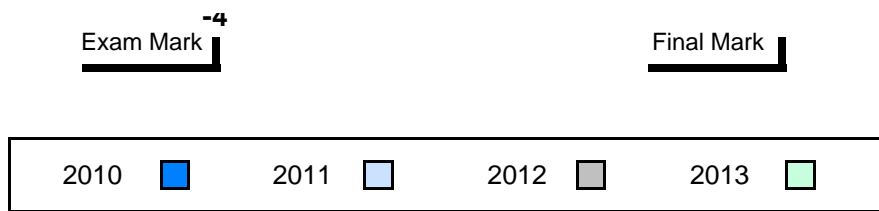
**Average Score, 2010-2013**

*School data with 5 or fewer students withheld for reasons of confidentiality.*



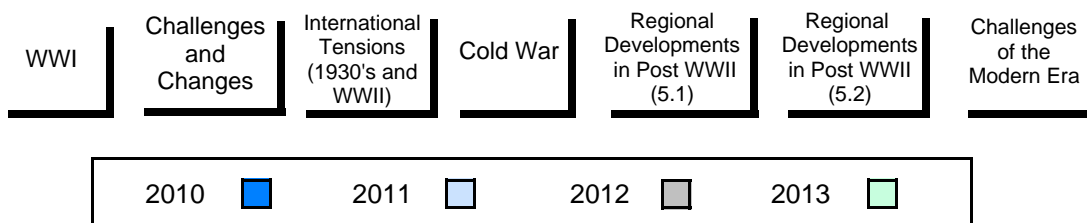
**Difference from Provincial Mean, 2010-2013**

*School data with 5 or fewer students withheld for reasons of confidentiality.*



**4 Year Public Exam (Subtest) Mark Trend 2010-2013**

*School data with 5 or fewer students withheld for reasons of confidentiality.*





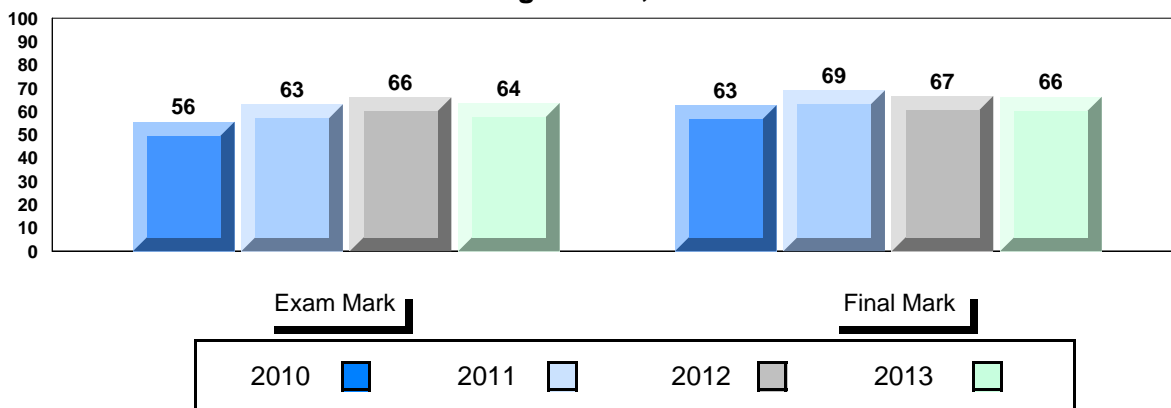
District 4 - Eastern

#340 - Holy Heart of Mary Regional High, St. John's

Grades: 10-12

Number of Students		53	<b>Public Exam Mark</b>			<b>Final Mark</b>		
			School vs District	School vs Province	School vs District	School vs Province		
<b>World History 3201</b>	School	63.6	▲	▼	66.3	▼		
	District	62.7						
	Province	63.7						
<u>Subtest</u> <b>WWI</b>	School	73.8	▲	▲				
	District	71.5						
	Province	72.1						
<b>Challenges and Changes</b>	School	63.3	▲	▲				
	District	59.8						
	Province	60.1						
<b>International Tensions (1930's and WWII)</b>	School	66.8	▲	▲				
	District	65.2						
	Province	66.4						
<b>Cold War</b>	School	50.1	▼	▼				
	District	51.9						
	Province	54.0						
<b>Regional Developments in Post WWII (5.1)</b>	School	10.4	▼	▼				
	District	54.0						
	Province	54.9						
<b>Regional Developments in Post WWII (5.2)</b>	School	45.3	▲	▼				
	District	41.1						
	Province	46.3						
<b>Challenges of the Modern Era</b>	School	53.2	▼	▼				
	District	59.1						
	Province	60.3						

**Average Score, 2010-2013**


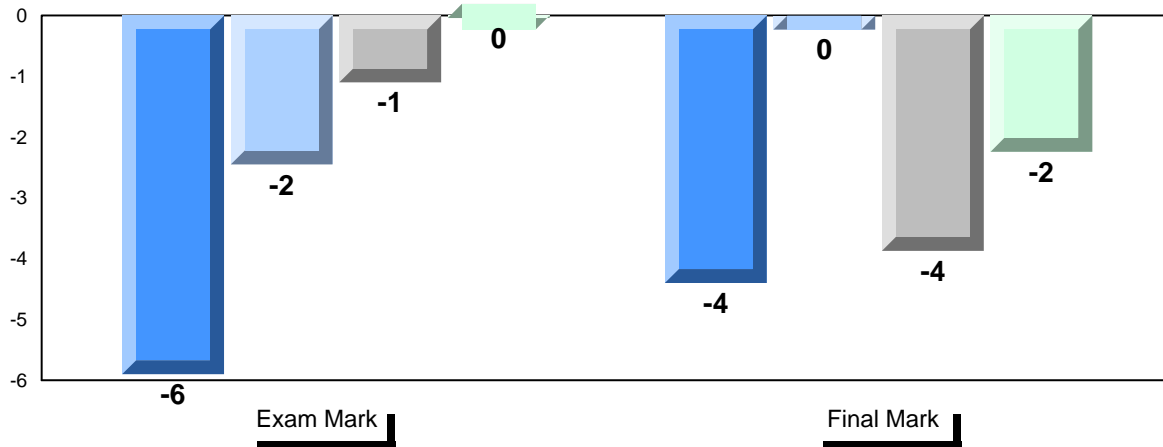


District 4 - Eastern


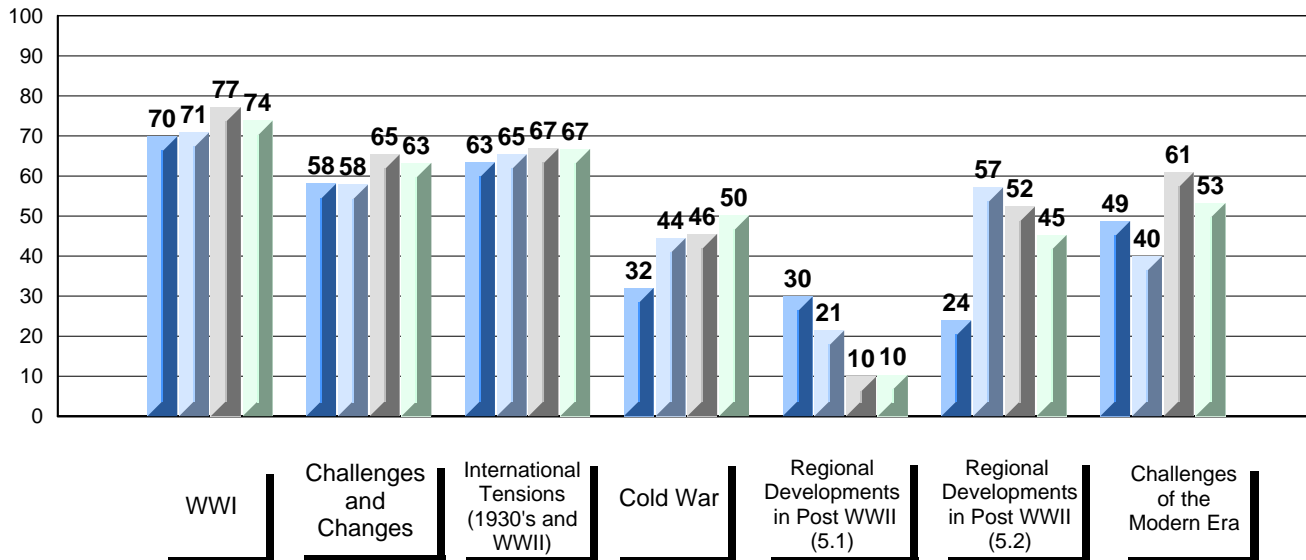
#340 - Holy Heart of Mary Regional High, St. John's

Grades: 10-12

Difference from Provincial Mean, 2010-2013



4 Year Public Exam (Subtest) Mark Trend 2010-2013



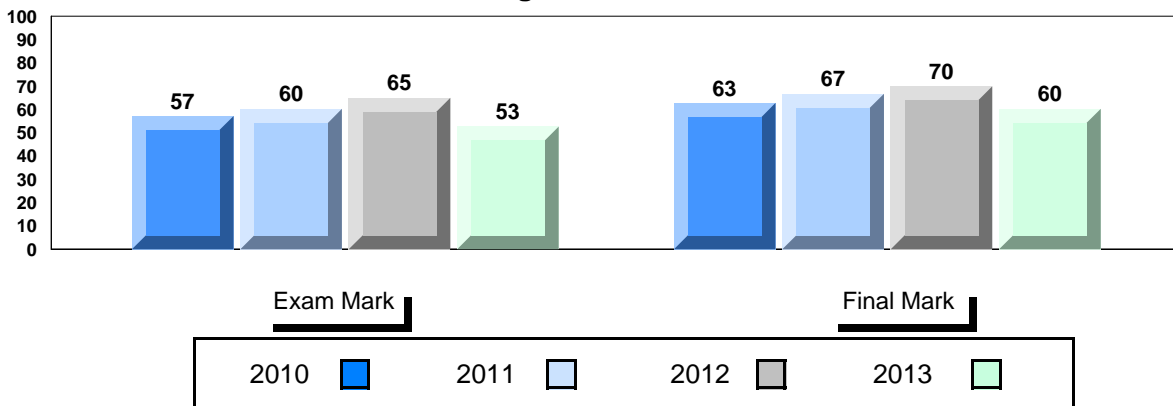
District 4 - Eastern

#347 - Prince of Wales Collegiate, St. John's

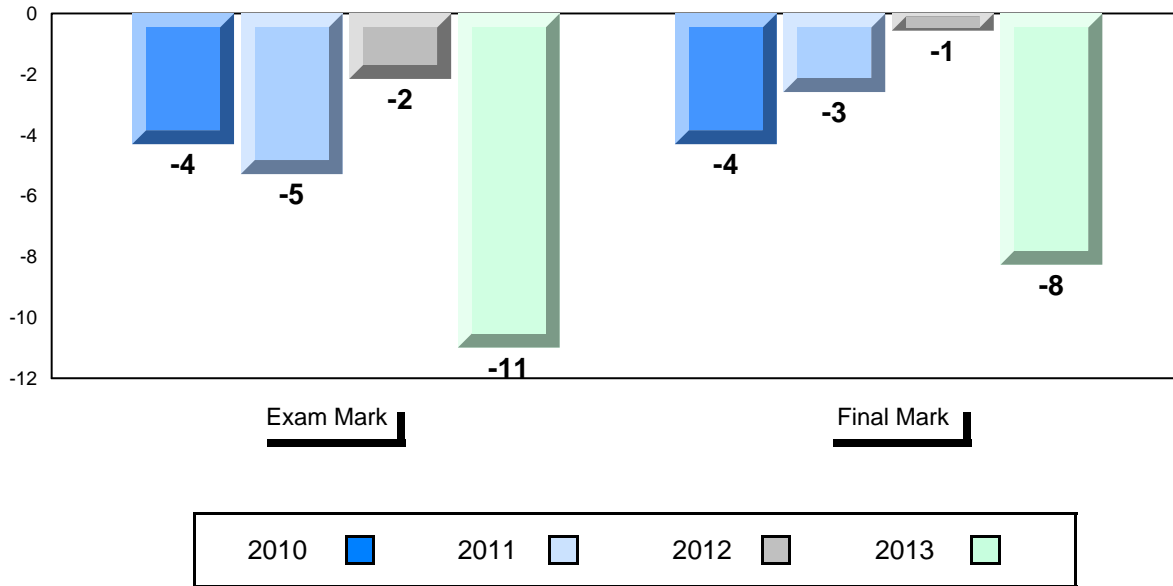
Grades: 10-12

Number of Students		50						
		<b>Public Exam Mark</b>	School vs District	School vs Province	<b>Final Mark</b>	School vs District	School vs Province	
<b>World History 3201</b>	School	52.7	▼	▼	60.3	▼	▼	
	District	62.7						
	Province	63.7						
<u>Subtest</u>								
<b>WWI</b>	School	62.8	▼	▼	67.6			
	District	71.5						
	Province	72.1						
<b>Challenges and Changes</b>	School	48.0	▼	▼	68.6			
	District	59.8						
	Province	60.1						
<b>International Tensions (1930's and WWII)</b>	School	59.0	▼	▼				
	District	65.2						
	Province	66.4						
<b>Cold War</b>	School	40.2	▼	▼				
	District	51.9						
	Province	54.0						
<b>Regional Developments in Post WWII (5.1)</b>	School	11.2	▼	▼				
	District	54.0						
	Province	54.9						
<b>Regional Developments in Post WWII (5.2)</b>	School	32.1	▼	▼				
	District	41.1						
	Province	46.3						
<b>Challenges of the Modern Era</b>	School	50.6	▼	▼				
	District	59.1						
	Province	60.3						

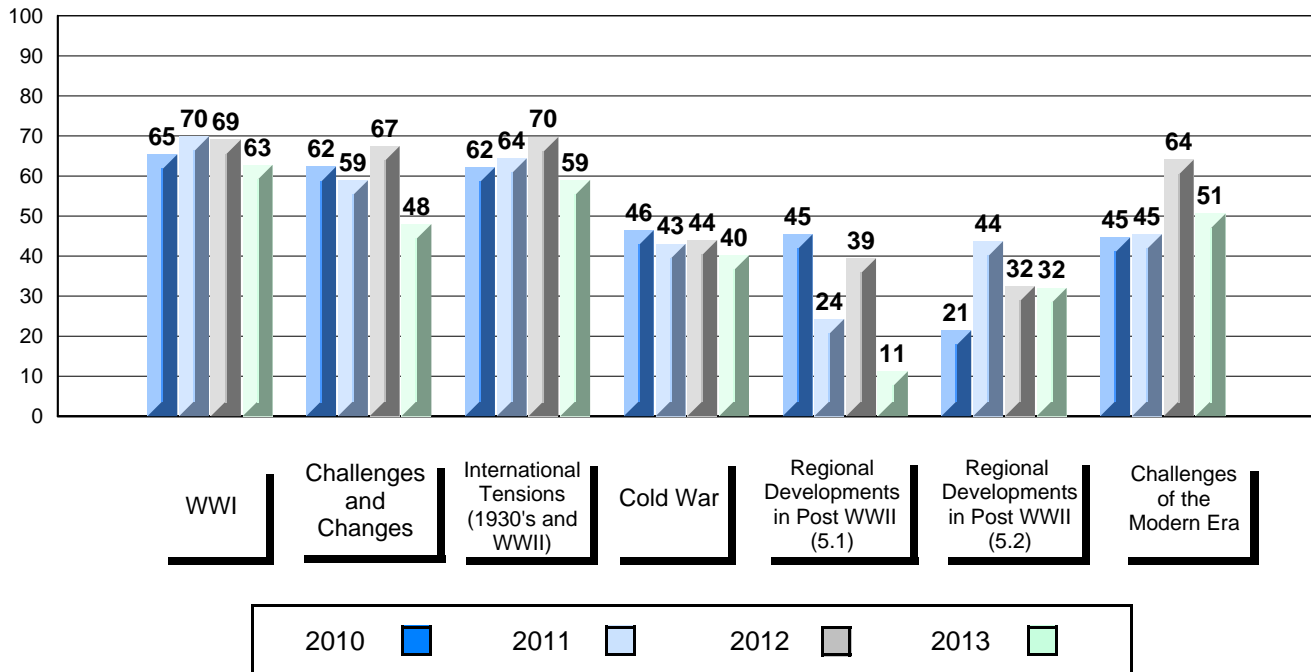
**Average Score, 2010-2013**



Difference from Provincial Mean, 2010-2013



4 Year Public Exam (Subtest) Mark Trend 2010-2013



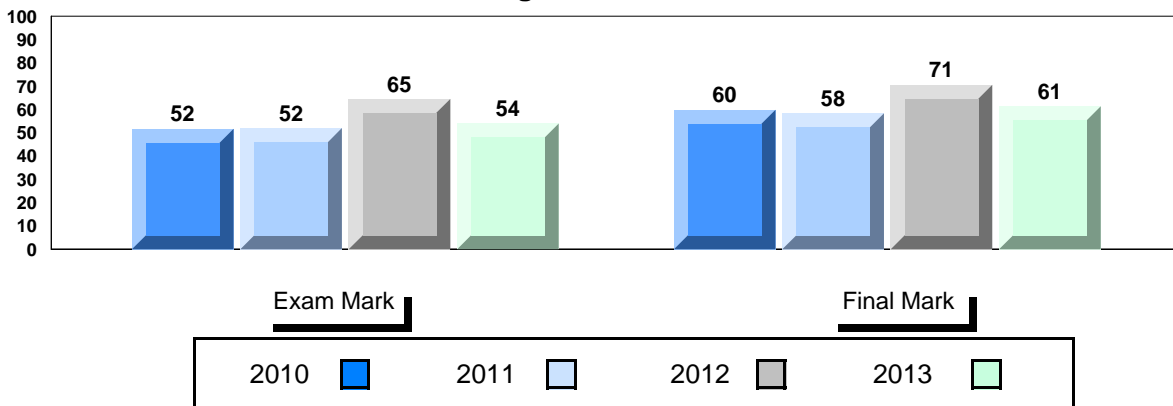
**District 4 - Eastern**

#354 - St. Kevin's High, St. John's (Goulds)

Grades: 10-12

Number of Students		17	<b>Public Exam Mark</b>			<b>Final Mark</b>		
			School vs District	School vs Province	School vs District	School vs Province		
<b>World History 3201</b>	School	54.0	▼	▼	61.4	▼	68.6	
	District	62.7						
	Province	63.7						
<b>Subtest</b>	School	68.2	▼	▼				
	District	71.5						
	Province	72.1						
<b>WWI</b>	School	44.9	▼	▼				
	District	59.8						
	Province	60.1						
<b>Challenges and Changes</b>	School	56.3	▼	▼				
	District	65.2						
	Province	66.4						
<b>International Tensions (1930's and WWII)</b>	School	38.9	▼	▼				
	District	51.9						
	Province	54.0						
<b>Cold War</b>	School	58.8	▲	▲				
	District	54.0						
	Province	54.9						
<b>Regional Developments in Post WWII (5.1)</b>	School	41.1						
	District	46.3						
	Province	46.3						
<b>Regional Developments in Post WWII (5.2)</b>	School	50.8	▼	▼				
	District	59.1						
	Province	60.3						
<b>Challenges of the Modern Era</b>	School							
	District							
	Province							

**Average Score, 2010-2013**

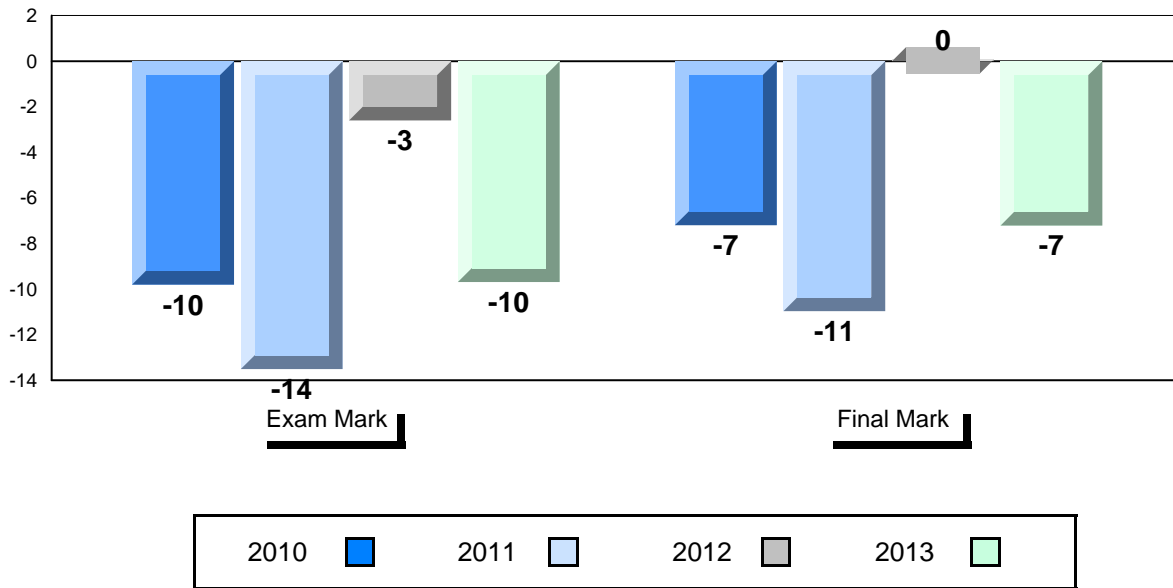


District 4 - Eastern

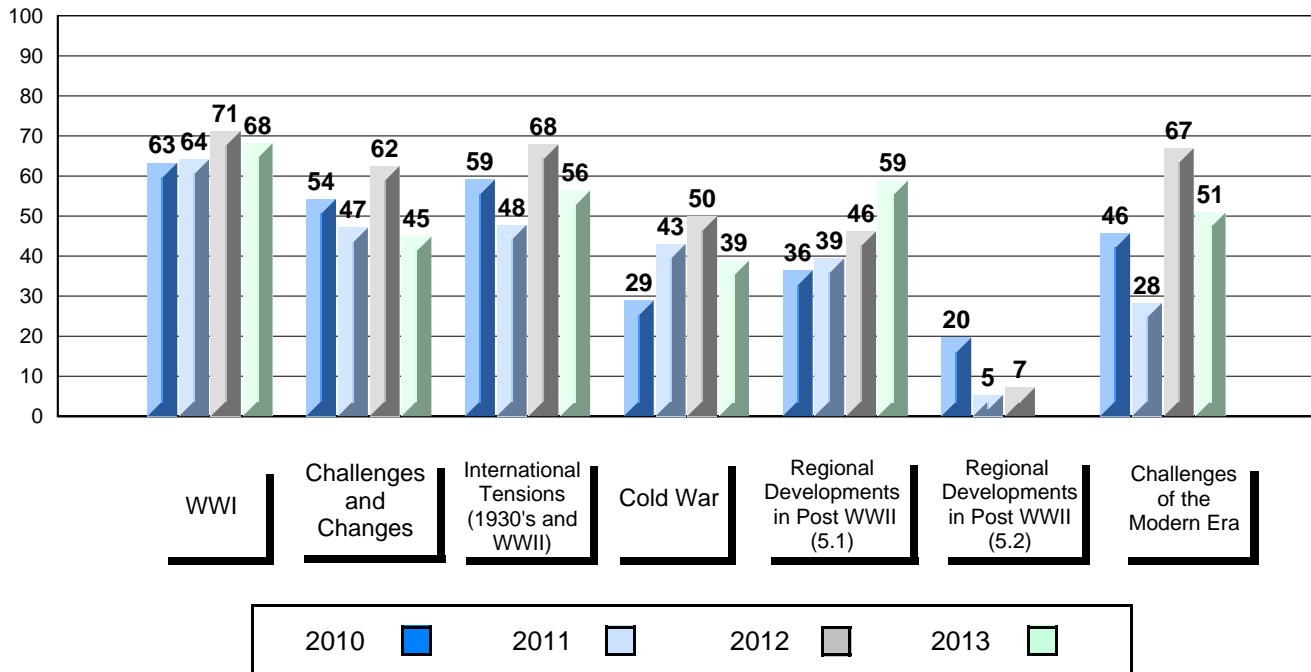
#354 - St. Kevin's High, St. John's (Goulds)

Grades: 10-12

Difference from Provincial Mean, 2010-2013



4 Year Public Exam (Subtest) Mark Trend 2010-2013



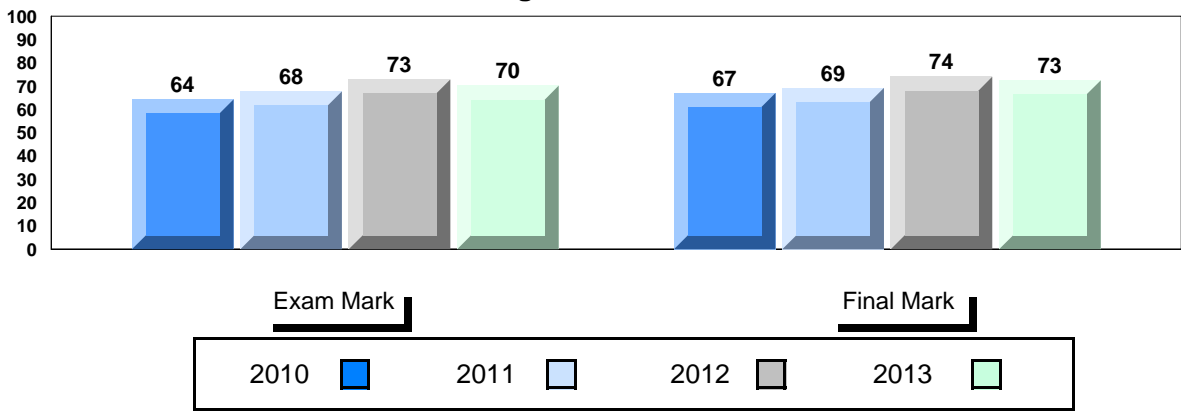
**District 4 - Eastern**

#368 - Holy Trinity High, Torbay

Grades: 7-12

Number of Students		50	<b>Public Exam Mark</b>			<b>Final Mark</b>		
			School vs District	School vs Province	School vs District	School vs Province		
<b>World History 3201</b>	School	70.2	▲	▲	72.5	▲	▲	
	District	62.7						
	Province	63.7						
<b>Subtest</b>	School	79.2	▲	▲				
	District	71.5						
	Province	72.1						
<b>WWI</b>	School	65.3	▲	▲				
	District	59.8						
	Province	60.1						
<b>Challenges and Changes</b>	School	70.9	▲	▲				
	District	65.2						
	Province	66.4						
<b>International Tensions (1930's and WWII)</b>	School	65.8	▲	▲				
	District	51.9						
	Province	54.0						
<b>Cold War</b>	School	62.1	▲	▲				
	District	54.0						
	Province	54.9						
<b>Regional Developments in Post WWII (5.1)</b>	School	41.1						
	District	41.1						
	Province	46.3						
<b>Regional Developments in Post WWII (5.2)</b>	School	67.3	▲	▲				
	District	59.1						
	Province	60.3						

**Average Score, 2010-2013**

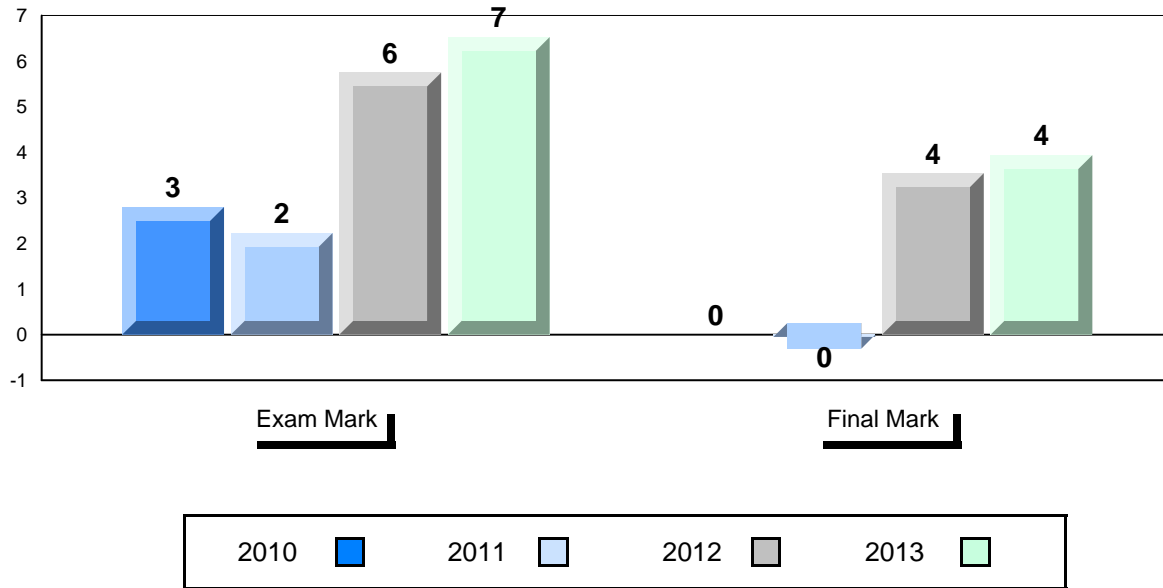


District 4 - Eastern

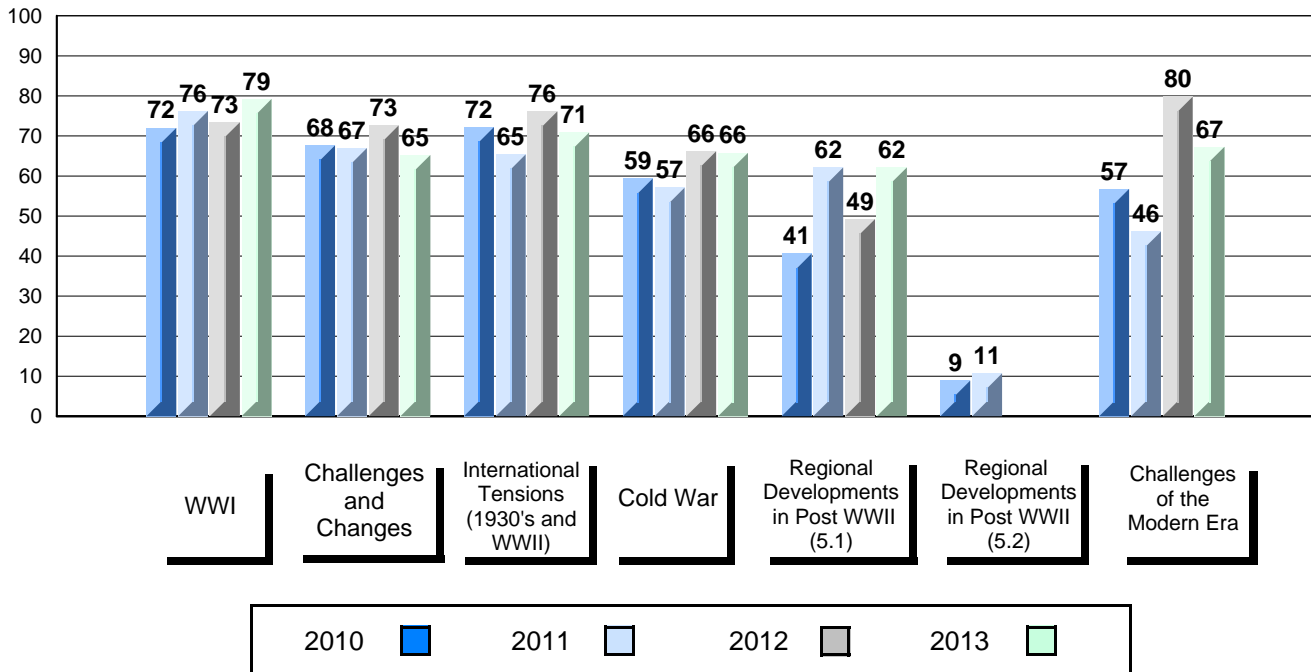
#368 - Holy Trinity High, Torbay

Grades: 7-12

Difference from Provincial Mean, 2010-2013



4 Year Public Exam (Subtest) Mark Trend 2010-2013





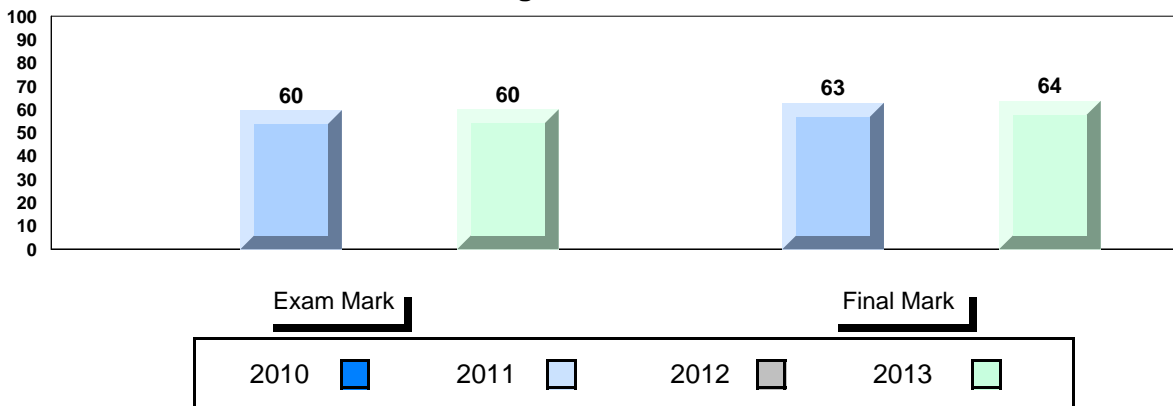
District 4 - Eastern

#427 - Holy Name of Mary Academy, Lawn

Grades: K-12

Number of Students		11	<b>Public Exam Mark</b>			<b>Final Mark</b>		
			School vs District	School vs Province	School vs District	School vs Province		
<b>World History 3201</b>	School	60.1	▼	▼	63.7	▼	67.6	68.6
	District	62.7						
	Province	63.7						
<b>Subtest</b>	School	68.4	▼	▼				
	District	71.5						
	Province	72.1						
<b>WWI</b>	School	55.7	▼	▼				
	District	59.8						
	Province	60.1						
<b>Challenges and Changes</b>	School	65.9	▲	▼				
	District	65.2						
	Province	66.4						
<b>International Tensions (1930's and WWII)</b>	School	53.3	▲	▼				
	District	51.9						
	Province	54.0						
<b>Cold War</b>	School	43.6	▼	▼				
	District	54.0						
	Province	54.9						
<b>Regional Developments in Post WWII (5.1)</b>	School	7.1	▼	▼				
	District	41.1						
	Province	46.3						
<b>Regional Developments in Post WWII (5.2)</b>	School	53.9	▼	▼				
	District	59.1						
	Province	60.3						
<b>Challenges of the Modern Era</b>	School	53.9	▼	▼				
	District	59.1						
	Province	60.3						

**Average Score, 2010-2013**

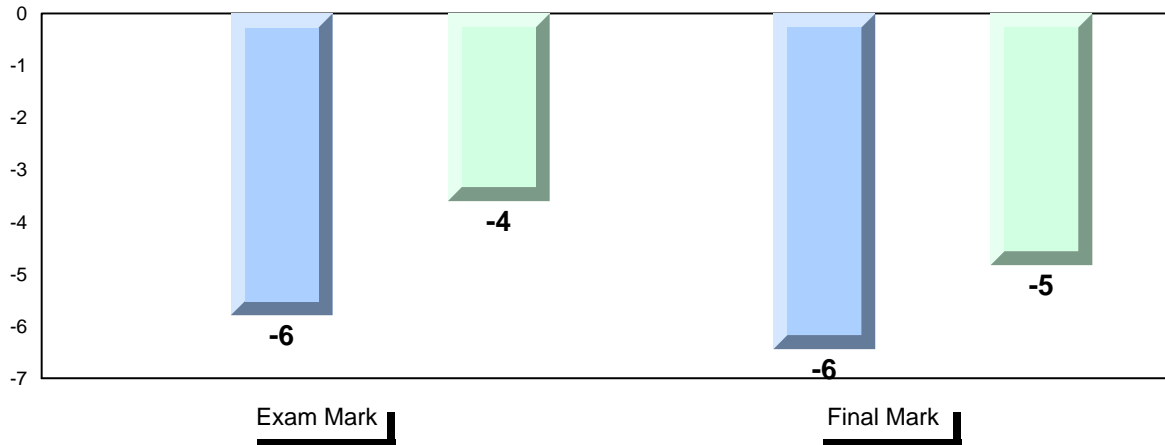


District 4 - Eastern

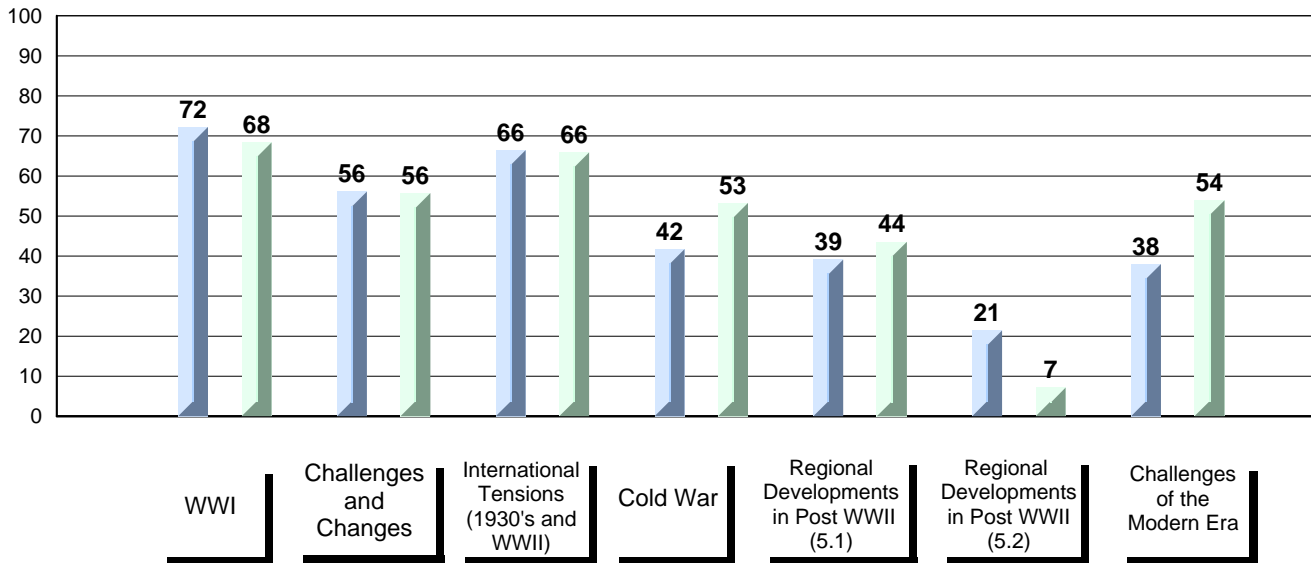
#427 - Holy Name of Mary Academy, Lawn

Grades: K-12

Difference from Provincial Mean, 2010-2013



4 Year Public Exam (Subtest) Mark Trend 2010-2013



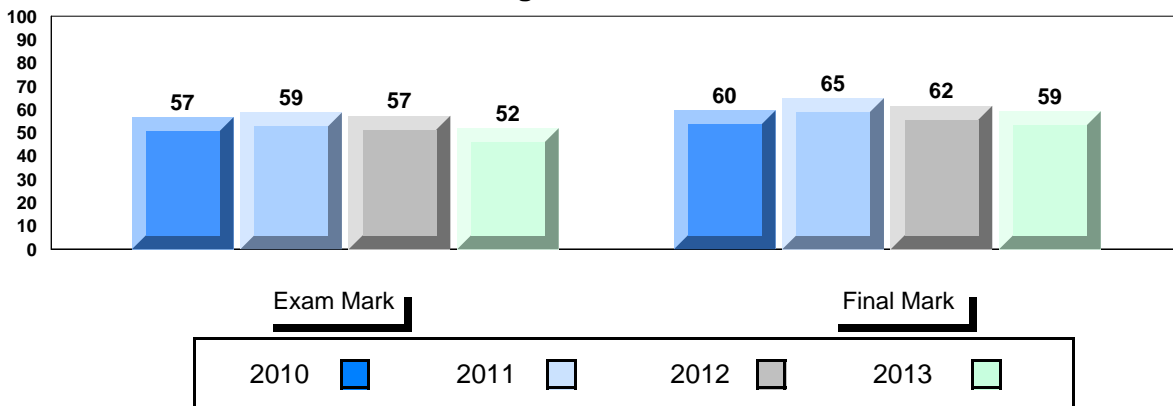
District 4 - Eastern

#464 - Crescent Collegiate, Blaketown

Grades: 7-12

Number of Students		16	<b>Public Exam Mark</b>			<b>Final Mark</b>		
			School vs District	School vs Province	School vs District	School vs Province		
<b>World History 3201</b>	School	52.0	▼	▼	59.3	▼		
	District	62.7						
	Province	63.7						
<u>Subtest</u>	School	61.8	▼	▼				
	District	71.5						
	Province	72.1						
<b>WWI</b>	School	61.8	▼	▼				
	District	71.5						
	Province	72.1						
<b>Challenges and Changes</b>	School	44.4	▼	▼				
	District	59.8						
	Province	60.1						
<b>International Tensions (1930's and WWII)</b>	School	56.7	▼	▼				
	District	65.2						
	Province	66.4						
<b>Cold War</b>	School	41.7	▼	▼				
	District	51.9						
	Province	54.0						
<b>Regional Developments in Post WWII (5.1)</b>	School	44.2	▼	▼				
	District	54.0						
	Province	54.9						
<b>Regional Developments in Post WWII (5.2)</b>	School	41.1						
	District	41.1						
	Province	46.3						
<b>Challenges of the Modern Era</b>	School	52.2	▼	▼				
	District	59.1						
	Province	60.3						

**Average Score, 2010-2013**

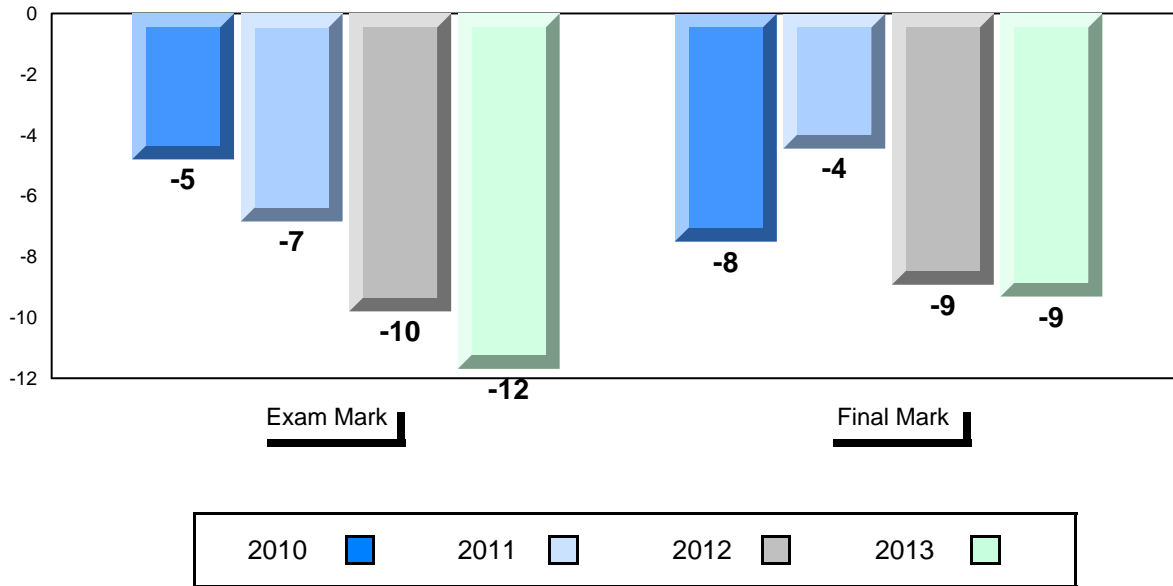


District 4 - Eastern

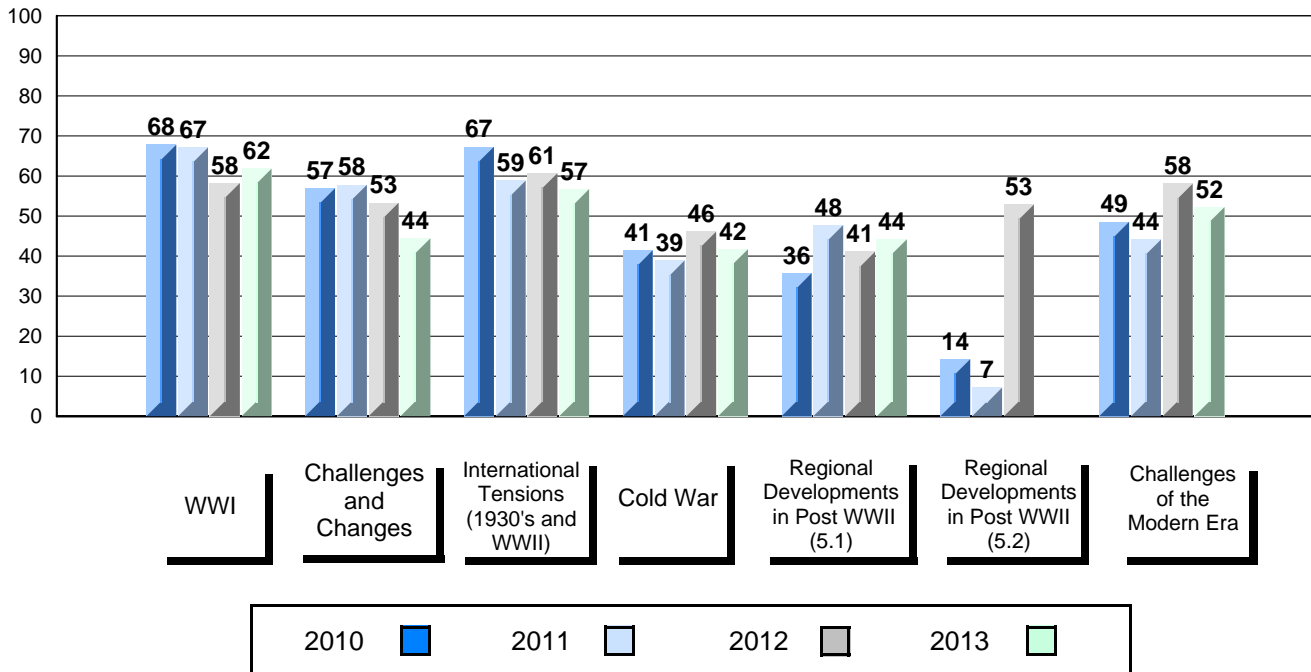
#464 - Crescent Collegiate, Blaketown

Grades: 7-12

Difference from Provincial Mean, 2010-2013



4 Year Public Exam (Subtest) Mark Trend 2010-2013



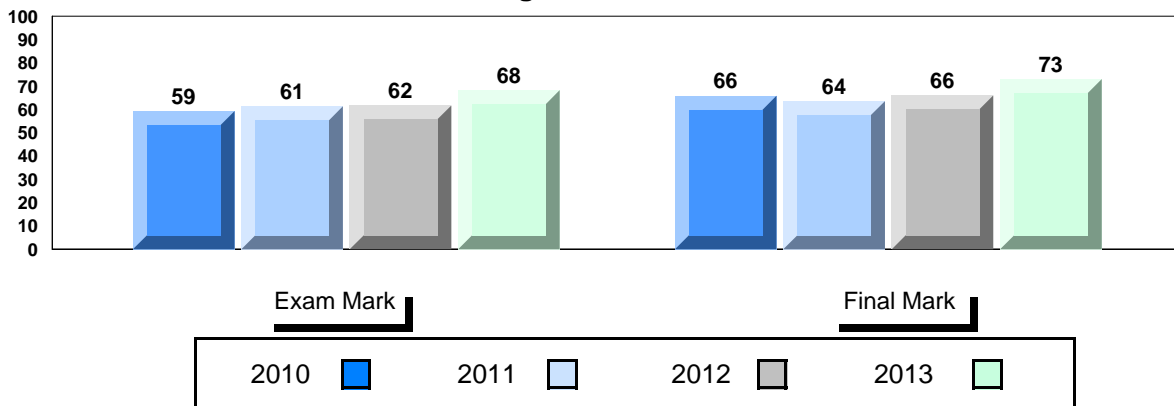
**District 4 - Eastern**

#471 - Heritage Collegiate, Lethbridge

Grades: 7-12

Number of Students		30	<b>Public Exam Mark</b>			<b>Final Mark</b>		
			School vs District	School vs Province	School vs District	School vs Province		
<b>World History 3201</b>	School	68.3	▲	▲	73.0	▲	▲	68.6
	District	62.7						
	Province	63.7						
<b>Subtest</b>	School	74.2	▲	▲				
	District	71.5						
	Province	72.1						
<b>WWI</b>	School	67.5	▲	▲				
	District	59.8						
	Province	60.1						
<b>Challenges and Changes</b>	School	71.4	▲	▲				
	District	65.2						
	Province	66.4						
<b>International Tensions (1930's and WWII)</b>	School	61.9	▲	▲				
	District	51.9						
	Province	54.0						
<b>Cold War</b>	School	65.2	▲	▲				
	District	54.0						
	Province	54.9						
<b>Regional Developments in Post WWII (5.1)</b>	School	41.1						
	District	46.3						
	Province	46.3						
<b>Regional Developments in Post WWII (5.2)</b>	School	53.1	▼	▼				
	District	59.1						
	Province	60.3						

**Average Score, 2010-2013**

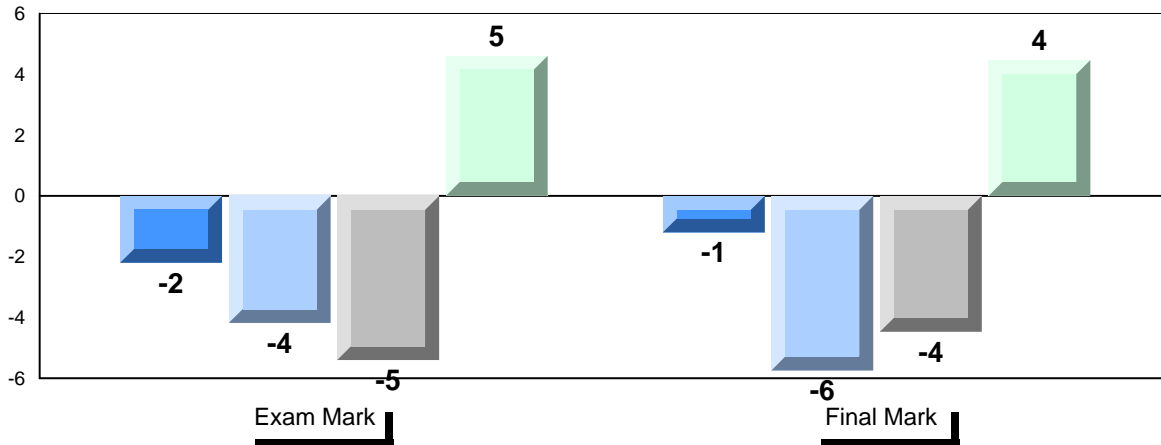


District 4 - Eastern

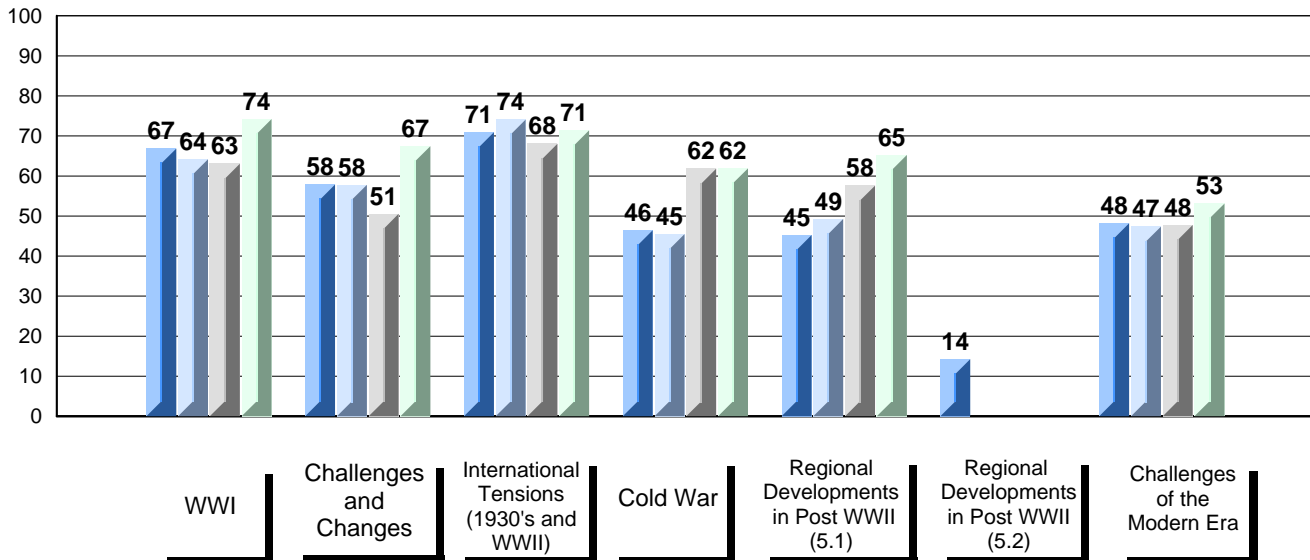
#471 - Heritage Collegiate, Lethbridge

Grades: 7-12

Difference from Provincial Mean, 2010-2013



4 Year Public Exam (Subtest) Mark Trend 2010-2013



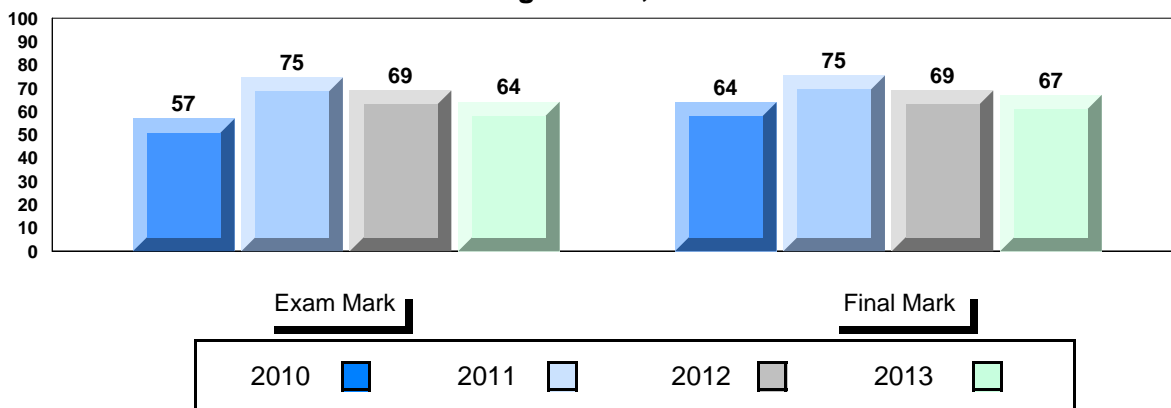
District 803 - Private

#374 - Murphy Centre, St. John's

Grades: 10-12

Number of Students		9	<b>Public Exam Mark</b>			<b>Final Mark</b>		
			School vs District	School vs Province	School vs District	School vs Province		
<b>World History 3201</b>	School	64.2	▼	▲	67.1	▼	▼	68.6
	District	75.5						
	Province	63.7						
<b>Subtest</b>	School	70.3	▼	▼				
	District	81.8						
	Province	72.1						
<b>WWI</b>	School	62.3	▼	▲				
	District	73.6						
	Province	60.1						
<b>Challenges and Changes</b>	School	68.0	▼	▲				
	District	76.3						
	Province	66.4						
<b>International Tensions (1930's and WWII)</b>	School	50.0	▼	▼				
	District	67.2						
	Province	54.0						
<b>Cold War</b>	School	59.8	▼	▲				
	District	62.2						
	Province	54.9						
<b>Regional Developments in Post WWII (5.1)</b>	School	92.9	▲	▲				
	District	75.9						
	Province	46.3						
<b>Regional Developments in Post WWII (5.2)</b>	School	61.1	▼	▲				
	District	73.1						
	Province	60.3						

**Average Score, 2010-2013**

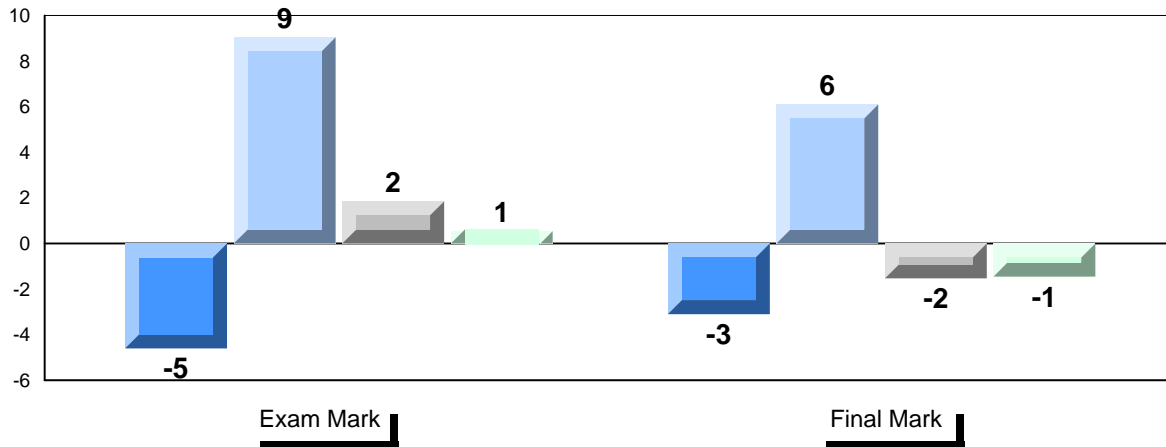


District 803 - Private

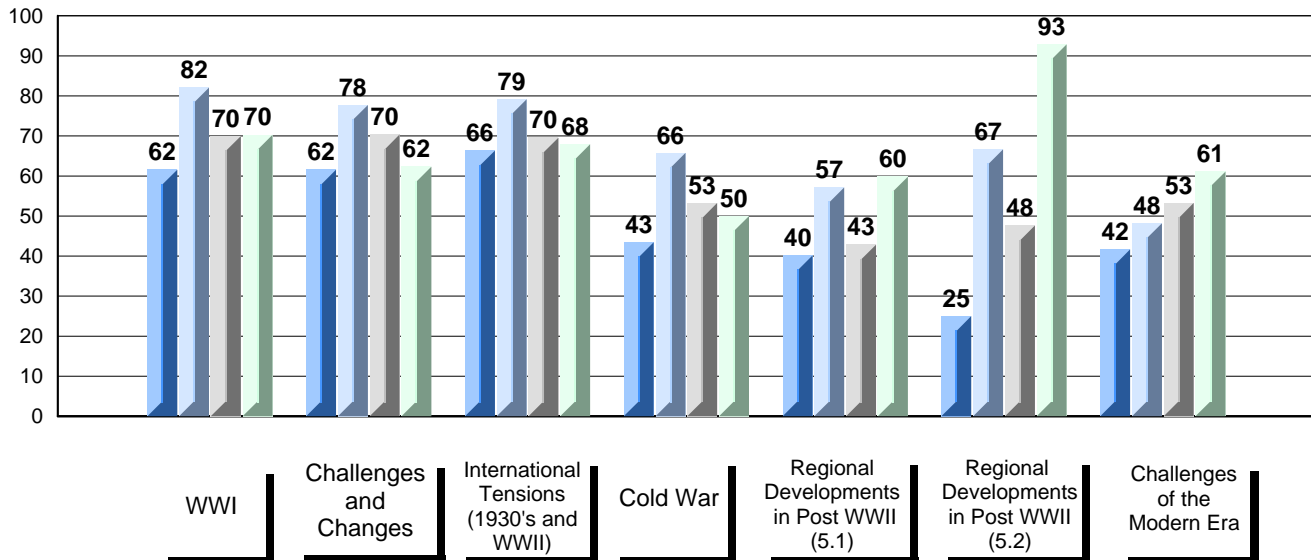
#374 - Murphy Centre, St. John's

Grades: 10-12

Difference from Provincial Mean, 2010-2013



4 Year Public Exam (Subtest) Mark Trend 2010-2013





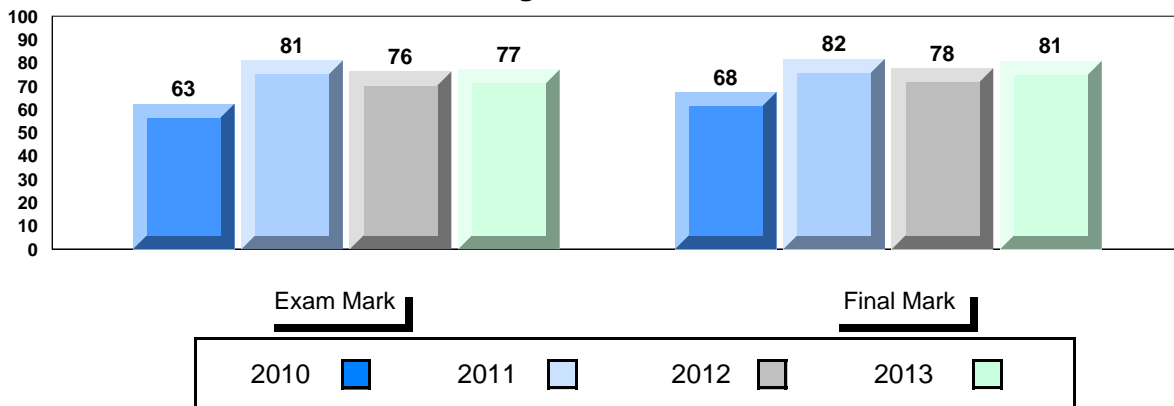
District 803 - Private

#450 - St. Bonaventure's College, St. John's

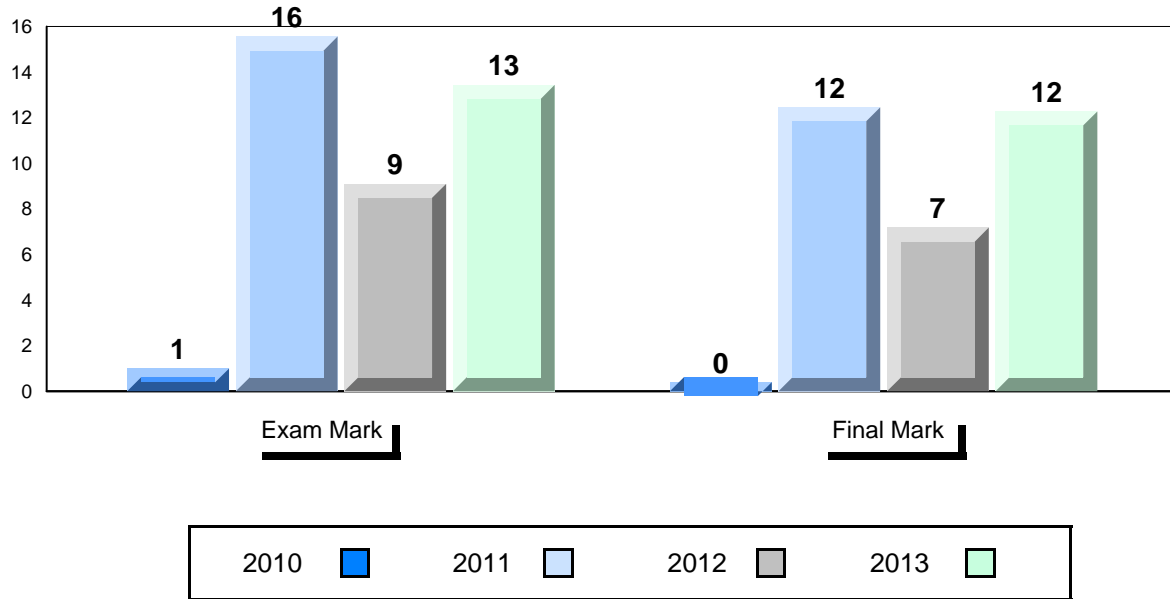
Grades: K-12

Number of Students		31	<b>Public Exam Mark</b>			<b>Final Mark</b>		
			School vs District	School vs Province	School vs District	School vs Province		
<b>World History 3201</b>	School	77.1	▲	▲	80.8	▲		
	District	75.5						
	Province	63.7						
<u>Subtest</u>								
	<b>WWI</b>	School: 84.7	▲	▲				
	District: 81.8							
	Province: 72.1							
<b>Challenges and Changes</b>	School	74.3	▲	▲				
	District	73.6						
	Province	60.1						
<b>International Tensions (1930's and WWII)</b>	School	76.7	▲	▲				
	District	76.3						
	Province	66.4						
<b>Cold War</b>	School	68.7	▲	▲				
	District	67.2						
	Province	54.0						
<b>Regional Developments in Post WWII (5.1)</b>	School	65.5	▲	▲				
	District	62.2						
	Province	54.9						
<b>Regional Developments in Post WWII (5.2)</b>	School	78.0	▲	▲				
	District	75.9						
	Province	46.3						
<b>Challenges of the Modern Era</b>	School	77.9	▲	▲				
	District	73.1						
	Province	60.3						

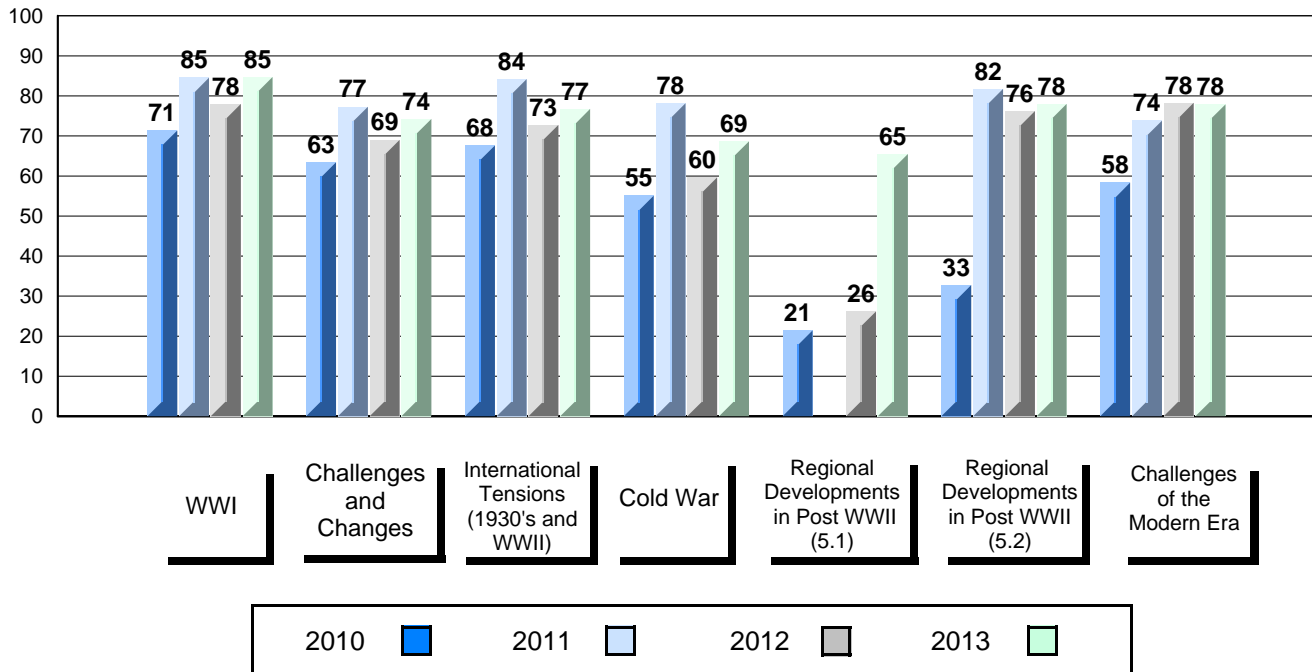
**Average Score, 2010-2013**



Difference from Provincial Mean, 2010-2013



4 Year Public Exam (Subtest) Mark Trend 2010-2013



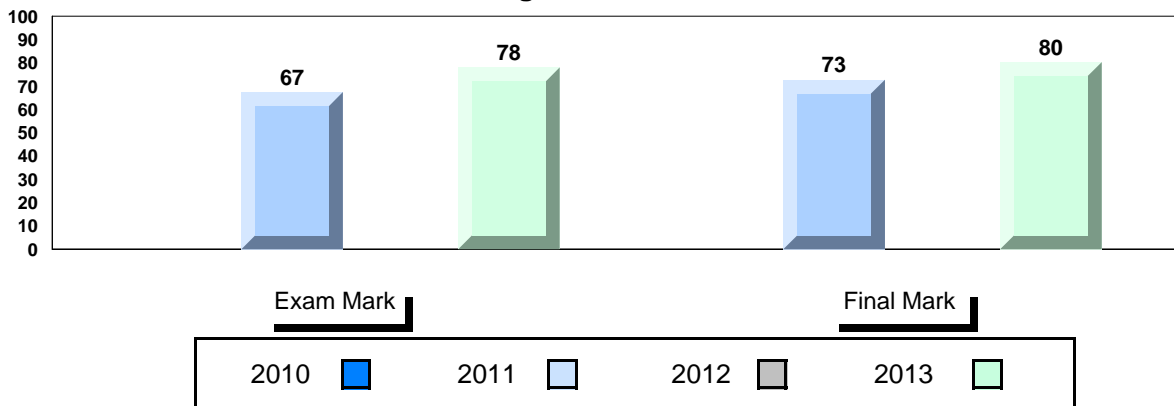
District 803 - Private

#453 - Eric G. Lambert All-Grade, Churchill Falls

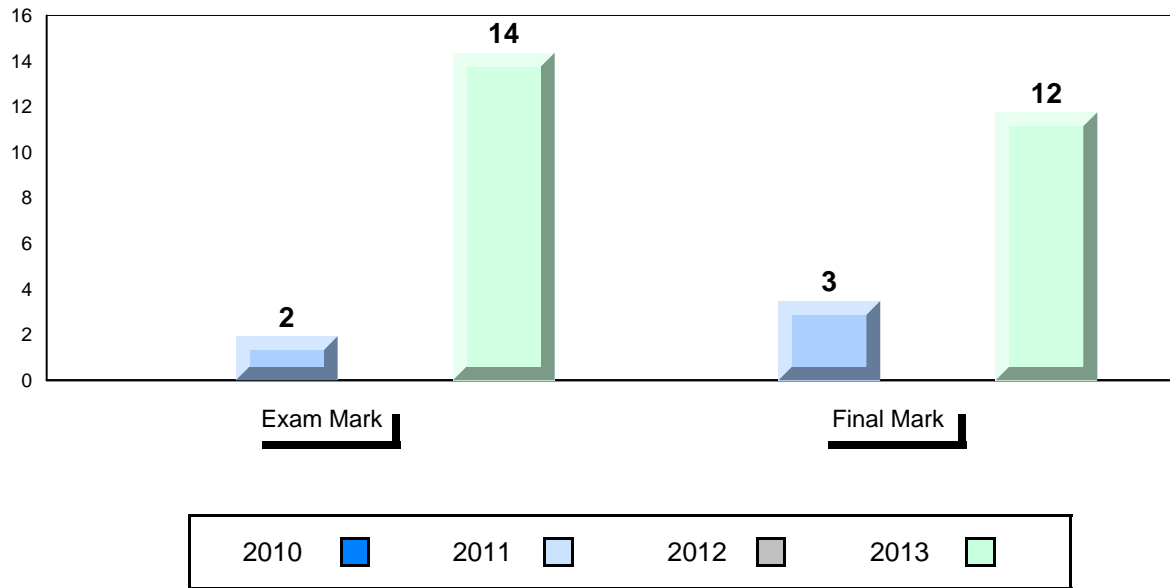
Grades: K-12

Number of Students		19						
		<b>Public Exam Mark</b>	School vs District	School vs Province	<b>Final Mark</b>	School vs District	School vs Province	
<b>World History 3201</b>	School	78.1	▲	▲	80.3	▲	▲	
	District	75.5						
	Province	63.7						
<u>Subtest</u>	School	82.4	▲	▲				
	District	81.8						
	Province	72.1						
<b>WWI</b>	School	82.4	▲	▲				
	District	81.8						
	Province	72.1						
<b>Challenges and Changes</b>	School	77.9	▲	▲				
	District	73.6						
	Province	60.1						
<b>International Tensions (1930's and WWII)</b>	School	79.5	▲	▲				
	District	76.3						
	Province	66.4						
<b>Cold War</b>	School	72.9	▲	▲				
	District	67.2						
	Province	54.0						
<b>Regional Developments in Post WWII (5.1)</b>	School	62.2						
	District	62.2						
	Province	54.9						
<b>Regional Developments in Post WWII (5.2)</b>	School	72.2	▼	▲				
	District	75.9						
	Province	46.3						
<b>Challenges of the Modern Era</b>	School	71.1	▼	▲				
	District	73.1						
	Province	60.3						

**Average Score, 2010-2013**



Difference from Provincial Mean, 2010-2013



4 Year Public Exam (Subtest) Mark Trend 2010-2013

