

District 1 - Labrador

#001 - St. Peter's School, Black Tickle

Classification: Rural
Offers Distance Education: Yes

Grades: 1-12

Number of Grades: 11

[School FTE PTR : 4.8](#)

[District FTE PTR : 11.3](#)

[Provincial FTE PTR : 11.9](#)

[FTE Teachers](#) *** : 5.0

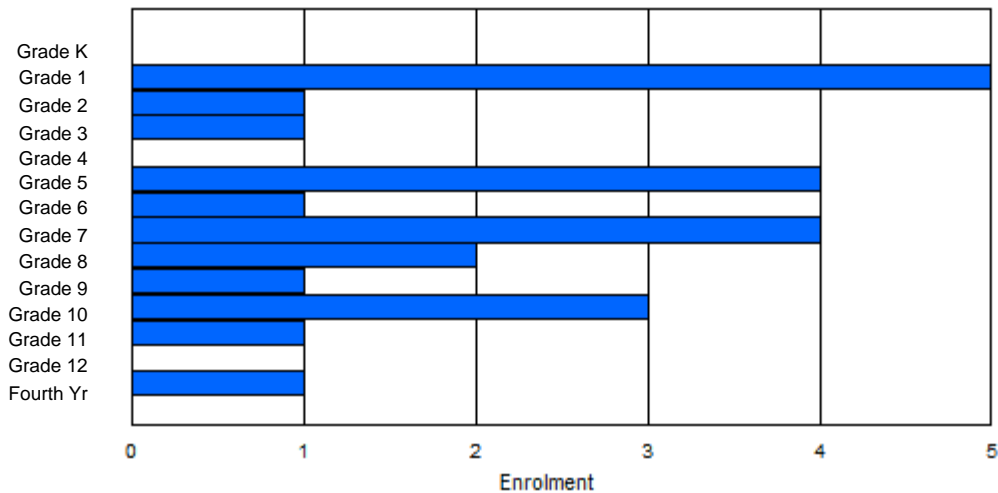
Enrolment By Age and Gender

Gender	Age																	Total
	5	6	7	8	9	10	11	12	13	14	15	16	17	18	19	20>		
Male	0	2	1	1	0	1	1	2	3	1	0	1	0	0	1	0	14	
Female	0	3	0	0	0	3	0	1	0	0	3	0	0	0	0	0	10	
Total	0	5	1	1	0	4	1	3	3	1	3	1	0	0	1	0	24	

Enrolment By Grade and Gender

Gender	Grade															Total
	K	1	2	3	4	5	6	7	8	9	10	11	12	4th		
Male	0	2	1	1	0	1	1	3	2	1	0	1	0	1	14	
Female	0	3	0	0	0	3	0	1	0	0	3	0	0	0	10	
Total	0	5	1	1	0	4	1	4	2	1	3	1	0	1	24	

Enrolment By Grade
For 001 - St. Peter's School, Black Tickle



* Data from the 2011-2012 AGR(Enrolment/Age as of the last day in Sept./Dec.)

** Newfoundland Statistics Classification System

*** May include itinerant teachers

District 1 - Labrador

#002 - Henry Gordon Academy, Cartwright

Classification: Rural
Offers Distance Education: Yes

Grades: K-8,10-12 Number of Grades: 12

[School FTE PTR : 7.6](#)
[District FTE PTR : 11.3](#)
[Provincial FTE PTR : 11.9](#)

[FTE Teachers](#) *** : 10.0

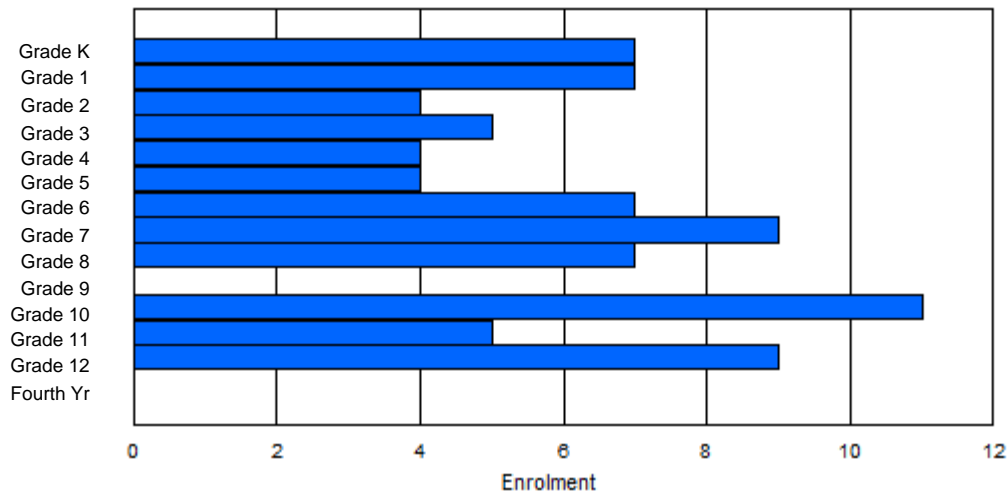
Enrolment By Age and Gender

Gender	Age																	Total
	5	6	7	8	9	10	11	12	13	14	15	16	17	18	19	20>		
Male	2	5	3	4	1	1	4	4	3	1	2	6	3	0	1	0	40	
Female	5	2	1	1	3	2	4	5	3	0	2	6	3	2	0	0	39	
Total	7	7	4	5	4	3	8	9	6	1	4	12	6	2	1	0	79	

Enrolment By Grade and Gender

Gender	Grade															Total
	K	1	2	3	4	5	6	7	8	9	10	11	12	4th		
Male	2	5	3	4	1	1	4	4	4	0	6	2	4	0	40	
Female	5	2	1	1	3	3	3	5	3	0	5	3	5	0	39	
Total	7	7	4	5	4	4	7	9	7	0	11	5	9	0	79	

Enrolment By Grade
For 002 - Henry Gordon Academy, Cartwright



* Data from the 2011-2012 AGR(Enrolment/Age as of the last day in Sept./Dec.)

** Newfoundland Statistics Classification System

*** May include itinerant teachers

District 1 - Labrador

#004 - Queen of Peace Middle School, Happy Valley-Goose Bay

Classification: Urban
Offers Distance Education: No

Grades: 4-7 Number of Grades: 4

[School FTE PTR : 13.0](#)
[District FTE PTR : 11.3](#)
[Provincial FTE PTR : 11.9](#)

[FTE Teachers](#) *** : 28.0

Enrolment By Age and Gender

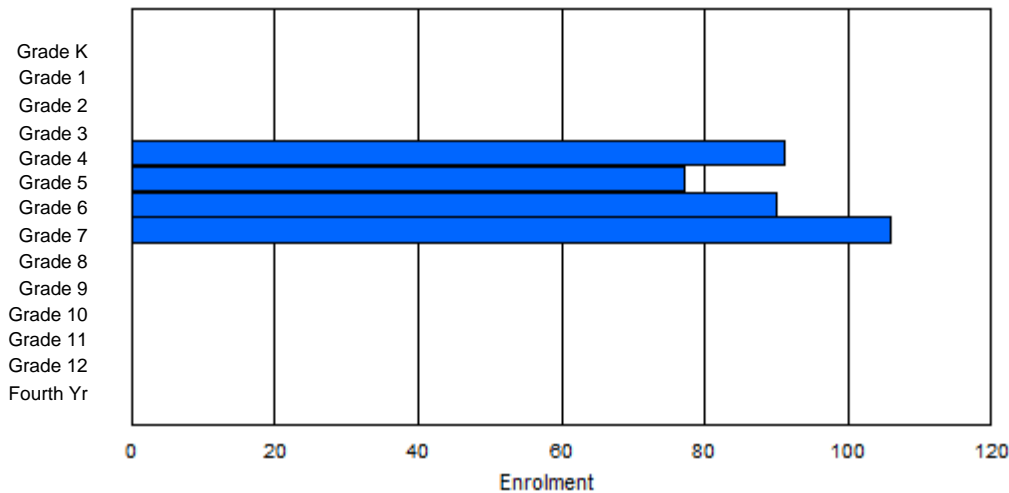
Gender	Age																Total
	5	6	7	8	9	10	11	12	13	14	15	16	17	18	19	20>	
Male	0	0	0	1	38	48	43	50	0	0	0	0	0	0	0	0	180
Female	0	0	0	1	46	30	44	57	4	1	0	0	0	0	0	1	184
Total	0	0	0	2	84	78	87	107	4	1	0	0	0	0	0	1	364

Enrolment By Grade and Gender

Gender	Grade														Total
	K	1	2	3	4	5	6	7	8	9	10	11	12	4th	
Male	0	0	0	0	42	48	45	45	0	0	0	0	0	0	180
Female	0	0	0	0	49	29	45	61	0	0	0	0	0	0	184
Total	0	0	0	0	91	77	90	106	0	0	0	0	0	0	364

Enrolment By Grade

For 004 - Queen of Peace Middle School, Happy Valley-Goose Bay



* Data from the 2011-2012 AGR(Enrolment/Age as of the last day in Sept./Dec.)

** Newfoundland Statistics Classification System

*** May include itinerant teachers

District 1 - Labrador

#005 - Peacock Primary School, Happy Valley-Goose Bay

Classification: Urban
Offers Distance Education: No

Grades: K-3 Number of Grades: 4

[School FTE PTR : 11.7](#)
[District FTE PTR : 11.3](#)
[Provincial FTE PTR : 11.9](#)

[FTE Teachers](#) *** : 25.0

Enrolment By Age and Gender

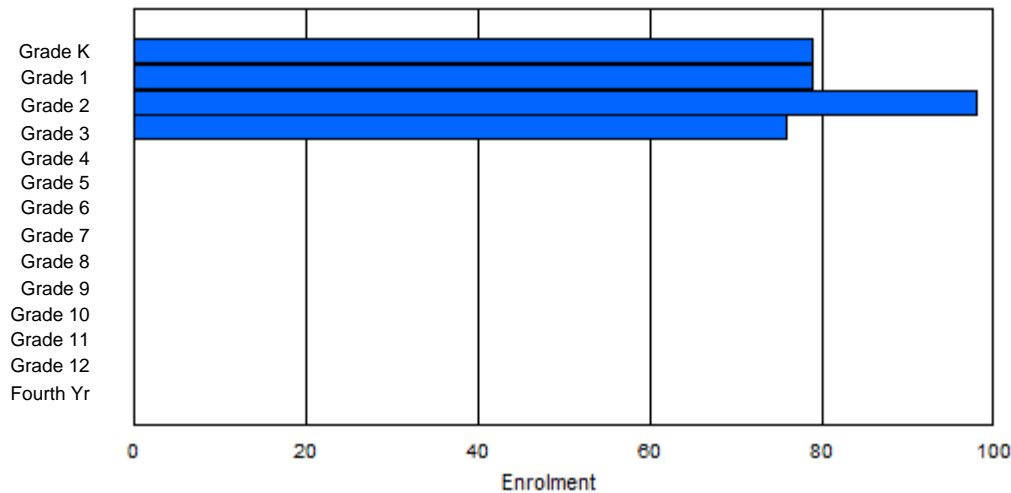
Gender	Age																Total
	5	6	7	8	9	10	11	12	13	14	15	16	17	18	19	20>	
Male	44	35	47	36	2	0	0	0	0	0	0	0	0	0	0	0	164
Female	32	47	47	39	2	0	0	1	0	0	0	0	0	0	0	0	168
Total	76	82	94	75	4	0	0	1	0	0	0	0	0	0	0	0	332

Enrolment By Grade and Gender

Gender	Grade														Total
	K	1	2	3	4	5	6	7	8	9	10	11	12	4th	
Male	47	32	49	36	0	0	0	0	0	0	0	0	0	0	164
Female	32	47	49	40	0	0	0	0	0	0	0	0	0	0	168
Total	79	79	98	76	0	0	0	0	0	0	0	0	0	0	332

Enrolment By Grade

For 005 - Peacock Primary School, Happy Valley-Goose Bay



* Data from the 2011-2012 AGR(Enrolment/Age as of the last day in Sept./Dec.)

** Newfoundland Statistics Classification System

*** May include itinerant teachers

District 1 - Labrador

#007 - Amos Comenius Memorial School, Hopedale

Classification: Rural
Offers Distance Education: Yes

Grades: K-12

Number of Grades: 13

[School FTE PTR : 5.8](#)

[District FTE PTR : 11.3](#)

[Provincial FTE PTR : 11.9](#)

[FTE Teachers](#) *** : 19.0

Enrolment By Age and Gender

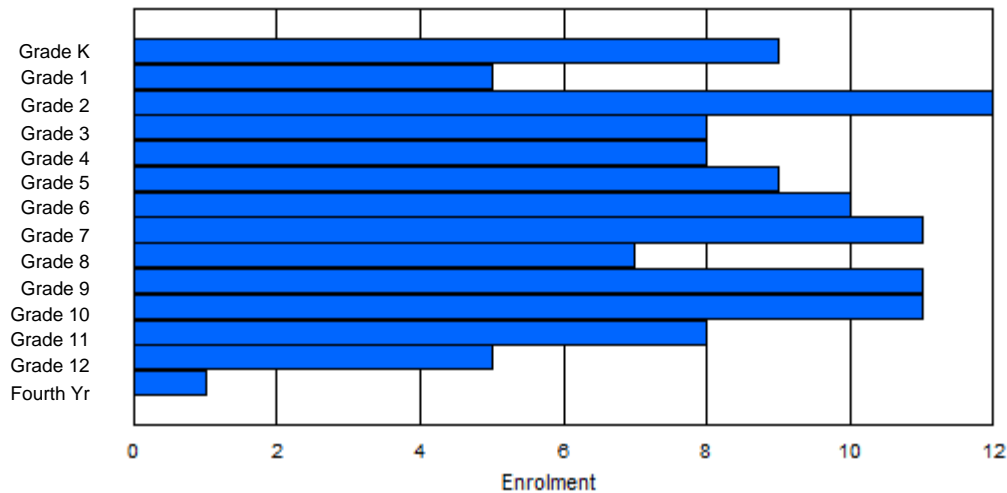
Gender	Age																	Total
	5	6	7	8	9	10	11	12	13	14	15	16	17	18	19	20>		
Male	4	2	5	4	6	6	5	3	3	6	3	4	3	5	0	0	59	
Female	5	3	7	2	3	4	4	5	1	5	5	4	4	3	1	0	56	
Total	9	5	12	6	9	10	9	8	4	11	8	8	7	8	1	0	115	

Enrolment By Grade and Gender

Gender	K	Grade													Total
		1	2	3	4	5	6	7	8	9	10	11	12	4th	
Male	4	2	5	5	6	5	5	7	3	4	7	3	2	1	59
Female	5	3	7	3	2	4	5	4	4	7	4	5	3	0	56
Total	9	5	12	8	8	9	10	11	7	11	11	8	5	1	115

Enrolment By Grade

For 007 - Amos Comenius Memorial School, Hopedale



* Data from the 2011-2012 AGR(Enrolment/Age as of the last day in Sept./Dec.)

** Newfoundland Statistics Classification System

*** May include itinerant teachers

District 1 - Labrador

#008 - A. P. Low Primary, Labrador City

Classification: Urban
Offers Distance Education: No

Grades: K-3 Number of Grades: 4

[School FTE PTR : 13.4](#)
[District FTE PTR : 11.3](#)
[Provincial FTE PTR : 11.9](#)

[FTE Teachers](#) *** : 27.0

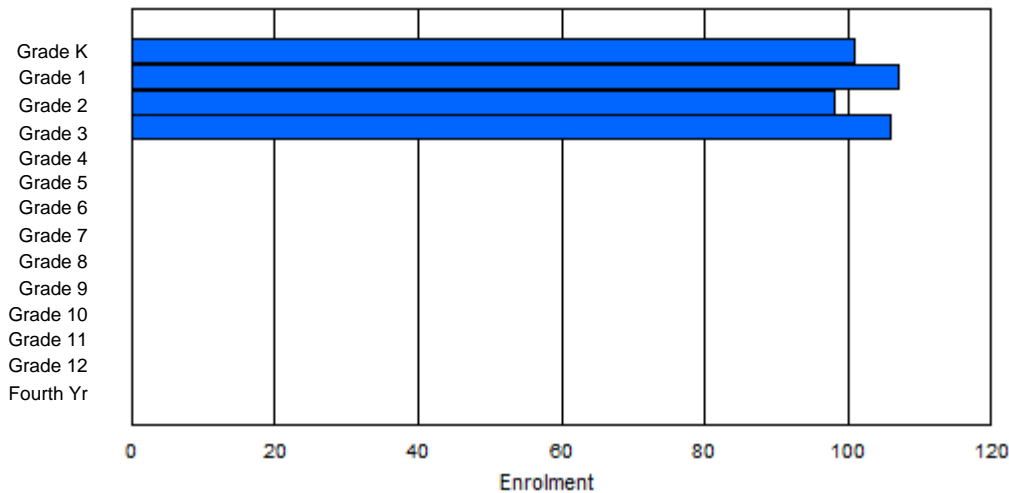
Enrolment By Age and Gender

Gender	Age																Total
	5	6	7	8	9	10	11	12	13	14	15	16	17	18	19	20>	
Male	61	63	60	42	1	0	0	0	0	0	0	0	0	0	0	0	227
Female	40	43	37	63	2	0	0	0	0	0	0	0	0	0	0	0	185
Total	101	106	97	105	3	0	0	0	0	0	0	0	0	0	0	0	412

Enrolment By Grade and Gender

Gender	Grade														Total
	K	1	2	3	4	5	6	7	8	9	10	11	12	4th	
Male	62	62	61	42	0	0	0	0	0	0	0	0	0	0	227
Female	39	45	37	64	0	0	0	0	0	0	0	0	0	0	185
Total	101	107	98	106	0	0	0	0	0	0	0	0	0	0	412

Enrolment By Grade
For 008 - A. P. Low Primary, Labrador City



* Data from the 2011-2012 AGR(Enrolment/Age as of the last day in Sept./Dec.)

** Newfoundland Statistics Classification System

*** May include itinerant teachers

District 1 - Labrador

#010 - Menihek High School, Labrador City

Classification: Urban
Offers Distance Education: No

Grades: 8-12

Number of Grades: 5

[School FTE PTR : 16.5](#)

[District FTE PTR : 11.3](#)

[Provincial FTE PTR : 11.9](#)

[FTE Teachers](#) *** : 38.0

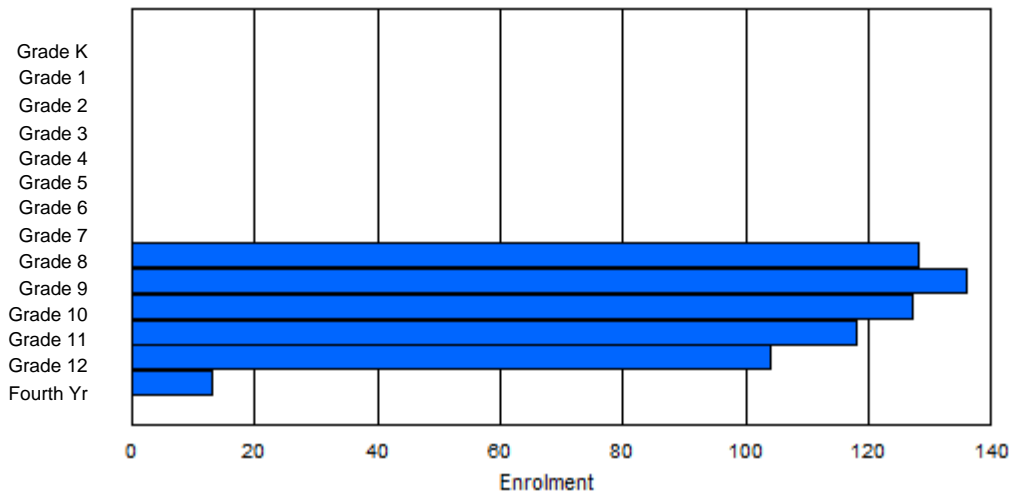
Enrolment By Age and Gender

Gender	Age																	Total
	5	6	7	8	9	10	11	12	13	14	15	16	17	18	19	20>		
Male	0	0	0	0	0	0	0	0	70	65	71	54	48	12	3	0	323	
Female	0	0	0	0	0	0	0	0	53	66	62	61	54	5	2	0	303	
Total	0	0	0	0	0	0	0	0	123	131	133	115	102	17	5	0	626	

Enrolment By Grade and Gender

Gender	Grade															Total
	K	1	2	3	4	5	6	7	8	9	10	11	12	4th		
Male	0	0	0	0	0	0	0	0	71	70	66	58	49	9	323	
Female	0	0	0	0	0	0	0	0	57	66	61	60	55	4	303	
Total	0	0	0	0	0	0	0	0	128	136	127	118	104	13	626	

Enrolment By Grade
For 010 - Menihek High School, Labrador City



* Data from the 2011-2012 AGR(Enrolment/Age as of the last day in Sept./Dec.)

** Newfoundland Statistics Classification System

*** May include itinerant teachers

District 1 - Labrador

#012 - J.C. Erhardt Memorial School, Makkovik

Classification: Rural
Offers Distance Education: Yes

Grades: K-4,6-12 Number of Grades: 12

[School FTE PTR : 6.8](#)
[District FTE PTR : 11.3](#)
[Provincial FTE PTR : 11.9](#)

[FTE Teachers](#) *** : 9.0

Enrolment By Age and Gender

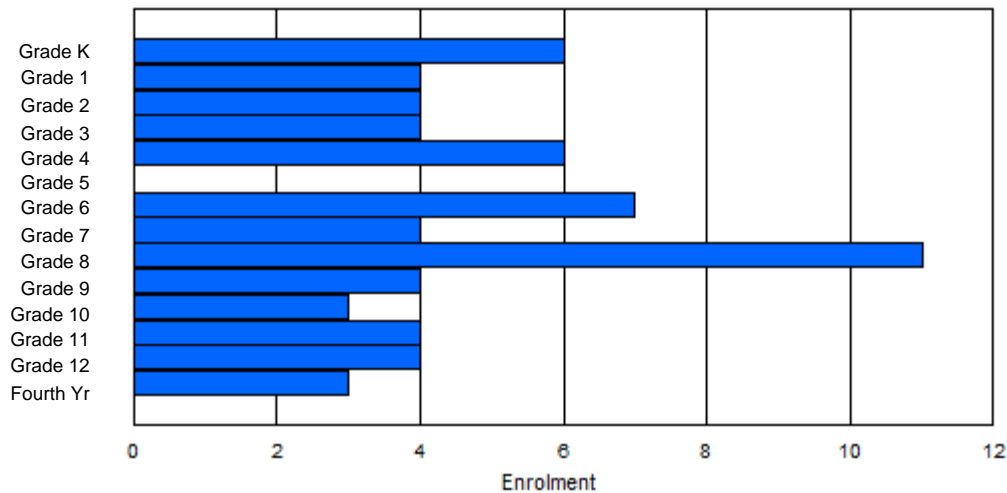
Gender	Age																	Total
	5	6	7	8	9	10	11	12	13	14	15	16	17	18	19	20>		
Male	4	3	1	3	4	0	6	1	2	3	2	1	4	1	0	0	35	
Female	2	1	3	1	2	0	1	3	6	3	1	2	2	2	0	0	29	
Total	6	4	4	4	6	0	7	4	8	6	3	3	6	3	0	0	64	

Enrolment By Grade and Gender

Gender	K	Grade													Total
		1	2	3	4	5	6	7	8	9	10	11	12	4th	
Male	4	3	1	3	4	0	6	1	3	3	3	1	2	1	35
Female	2	1	3	1	2	0	1	3	8	1	0	3	2	2	29
Total	6	4	4	4	6	0	7	4	11	4	3	4	4	3	64

Enrolment By Grade

For 012 - J.C. Erhardt Memorial School, Makkovik



* Data from the 2011-2012 AGR(Enrolment/Age as of the last day in Sept./Dec.)

** Newfoundland Statistics Classification System

*** May include itinerant teachers

District 1 - Labrador

#013 - Mud Lake School, Mud Lake

Classification: Rural
Offers Distance Education: No

Grades: 2,9

Number of Grades: 2

[School FTE PTR : 2.0](#)

[District FTE PTR : 11.3](#)

[Provincial FTE PTR : 11.9](#)

[FTE Teachers](#) *** : 1.0

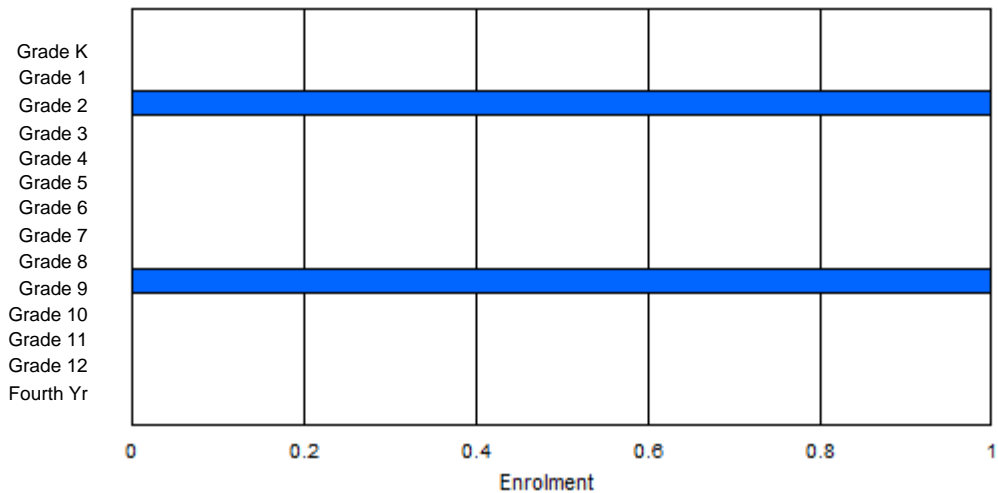
Enrolment By Age and Gender

Gender	Age																Total
	5	6	7	8	9	10	11	12	13	14	15	16	17	18	19	20>	
Male	0	0	0	0	0	0	0	0	0	1	0	0	0	0	0	0	1
Female	0	0	1	0	0	0	0	0	0	0	0	0	0	0	0	0	1
Total	0	0	1	0	0	0	0	0	0	1	0	0	0	0	0	0	2

Enrolment By Grade and Gender

Gender	Grade														Total
	K	1	2	3	4	5	6	7	8	9	10	11	12	4th	
Male	0	0	0	0	0	0	0	0	0	1	0	0	0	0	1
Female	0	0	1	0	0	0	0	0	0	0	0	0	0	0	1
Total	0	0	1	0	0	0	0	0	0	1	0	0	0	0	2

Enrolment By Grade
For 013 - Mud Lake School, Mud Lake



* Data from the 2011-2012 AGR(Enrolment/Age as of the last day in Sept./Dec.)

** Newfoundland Statistics Classification System

*** May include itinerant teachers

District 1 - Labrador

#014 - Jens Haven Memorial, Nain

Classification: Rural
Offers Distance Education: Yes

Grades: K-12

Number of Grades: 13

[School FTE PTR : 9.2](#)

[District FTE PTR : 11.3](#)

[Provincial FTE PTR : 11.9](#)

[FTE Teachers](#) *** : 25.0

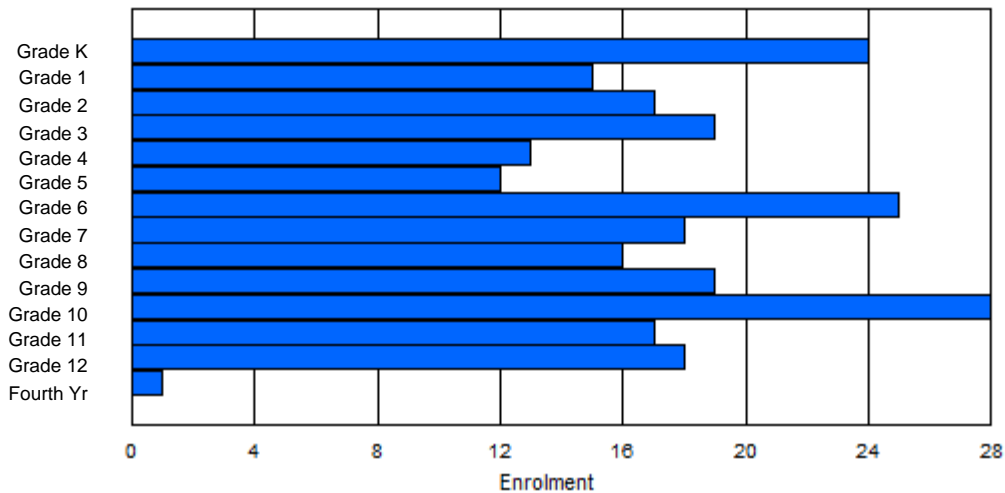
Enrolment By Age and Gender

Gender	Age																Total
	5	6	7	8	9	10	11	12	13	14	15	16	17	18	19	20>	
Male	8	4	8	10	11	8	10	10	7	9	8	7	12	4	4	0	120
Female	15	10	8	6	6	4	11	9	12	6	11	9	10	3	1	1	122
Total	23	14	16	16	17	12	21	19	19	15	19	16	22	7	5	1	242

Enrolment By Grade and Gender

Gender	Grade														Total
	K	1	2	3	4	5	6	7	8	9	10	11	12	4th	
Male	8	5	9	11	9	8	13	8	6	11	12	8	11	1	120
Female	16	10	8	8	4	4	12	10	10	8	16	9	7	0	122
Total	24	15	17	19	13	12	25	18	16	19	28	17	18	1	242

Enrolment By Grade
For 014 - Jens Haven Memorial, Nain



* Data from the 2011-2012 AGR(Enrolment/Age as of the last day in Sept./Dec.)

** Newfoundland Statistics Classification System

*** May include itinerant teachers

District 1 - Labrador

#015 - Lake Melville School, North West River

Classification: Rural
Offers Distance Education: Yes

Grades: K-12 Number of Grades: 13

[School FTE PTR : 9.1](#)
[District FTE PTR : 11.3](#)
[Provincial FTE PTR : 11.9](#)

[FTE Teachers](#) *** : 11.0

Enrolment By Age and Gender

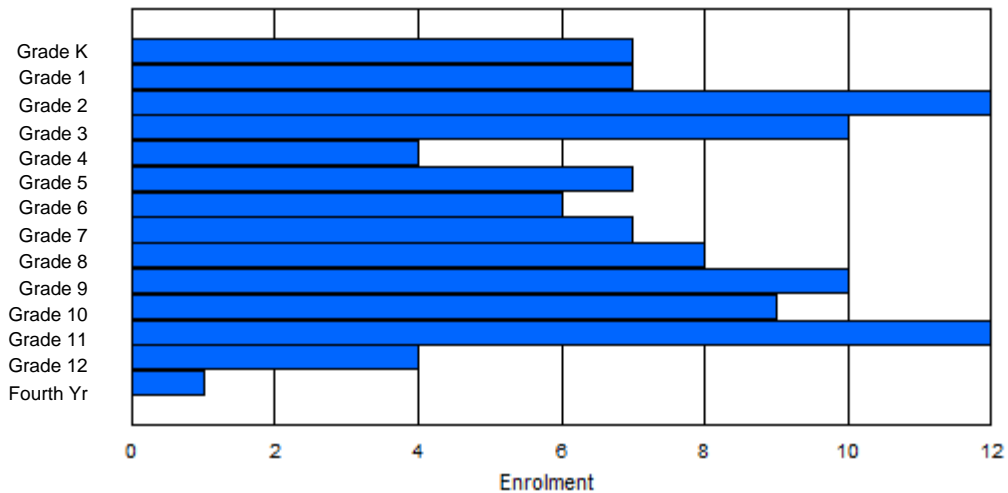
Gender	Age																	Total
	5	6	7	8	9	10	11	12	13	14	15	16	17	18	19	20>		
Male	4	4	4	6	2	6	3	3	0	7	4	4	2	2	1	0	52	
Female	3	3	7	3	3	2	3	5	5	3	4	5	3	3	0	0	52	
Total	7	7	11	9	5	8	6	8	5	10	8	9	5	5	1	0	104	

Enrolment By Grade and Gender

Gender	Grade															Total
	K	1	2	3	4	5	6	7	8	9	10	11	12	4th		
Male	4	4	5	7	2	5	3	3	2	5	4	5	2	1	52	
Female	3	3	7	3	2	2	3	4	6	5	5	7	2	0	52	
Total	7	7	12	10	4	7	6	7	8	10	9	12	4	1	104	

Enrolment By Grade

For 015 - Lake Melville School, North West River



* Data from the 2011-2012 AGR(Enrolment/Age as of the last day in Sept./Dec.)

** Newfoundland Statistics Classification System

*** May include itinerant teachers

District 1 - Labrador

#016 - B.L. Morrison, Postville

Classification: Rural
Offers Distance Education: Yes

Grades: K-12

Number of Grades: 13

[School FTE PTR : 5.1](#)

[District FTE PTR : 11.3](#)

[Provincial FTE PTR : 11.9](#)

[FTE Teachers](#) *** : 7.0

Enrolment By Age and Gender

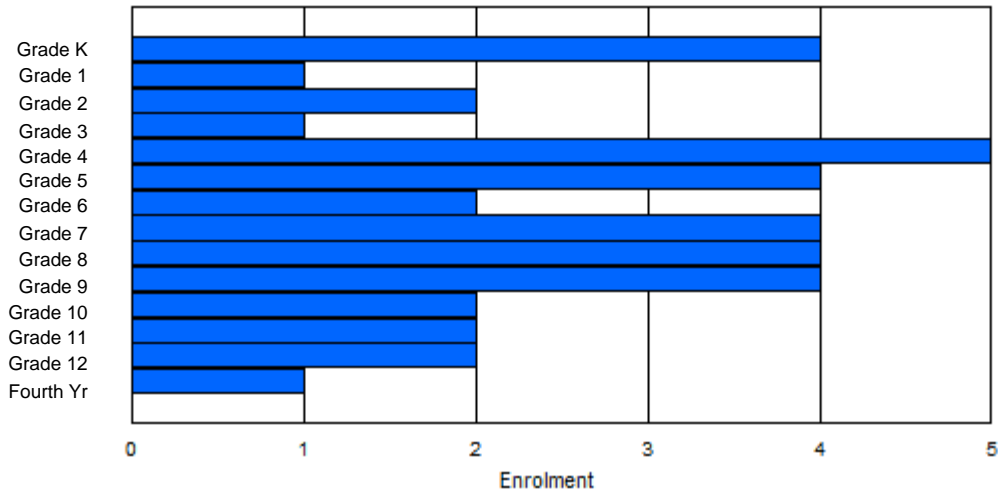
Gender	Age																	Total
	5	6	7	8	9	10	11	12	13	14	15	16	17	18	19	20>		
Male	3	1	1	1	2	2	2	1	2	3	0	2	1	1	0	0	22	
Female	1	0	1	0	3	2	0	3	2	1	2	0	1	0	0	0	16	
Total	4	1	2	1	5	4	2	4	4	4	2	2	2	1	0	0	38	

Enrolment By Grade and Gender

Gender	K	Grade													Total
		1	2	3	4	5	6	7	8	9	10	11	12	4th	
Male	3	1	1	1	2	2	2	1	2	3	0	2	1	1	22
Female	1	0	1	0	3	2	0	3	2	1	2	0	1	0	16
Total	4	1	2	1	5	4	2	4	4	4	2	2	2	1	38

Enrolment By Grade

For 016 - B.L. Morrison, Postville



* Data from the 2011-2012 AGR(Enrolment/Age as of the last day in Sept./Dec.)

** Newfoundland Statistics Classification System

*** May include itinerant teachers

District 1 - Labrador

#017 - Northern Lights Academy, Rigolet

Classification: Rural
Offers Distance Education: Yes

Grades: K-12 Number of Grades: 13

[School FTE PTR : 7.3](#)
[District FTE PTR : 11.3](#)
[Provincial FTE PTR : 11.9](#)

[FTE Teachers](#) *** : 6.0

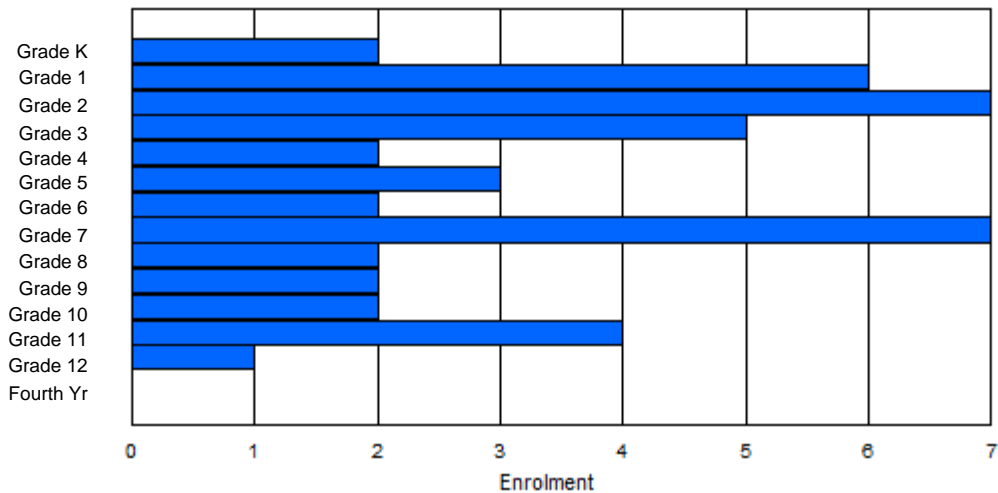
Enrolment By Age and Gender

Gender	Age																	Total
	5	6	7	8	9	10	11	12	13	14	15	16	17	18	19	20>		
Male	1	2	3	3	1	0	2	2	1	2	1	1	1	0	0	0	20	
Female	1	3	4	2	2	3	0	5	0	0	1	0	2	2	0	0	25	
Total	2	5	7	5	3	3	2	7	1	2	2	1	3	2	0	0	45	

Enrolment By Grade and Gender

Gender	K	Grade													Total
		1	2	3	4	5	6	7	8	9	10	11	12	4th	
Male	1	3	3	2	1	0	2	2	2	2	1	1	0	0	20
Female	1	3	4	3	1	3	0	5	0	0	1	3	1	0	25
Total	2	6	7	5	2	3	2	7	2	2	2	4	1	0	45

Enrolment By Grade
For 017 - Northern Lights Academy, Rigolet



* Data from the 2011-2012 AGR(Enrolment/Age as of the last day in Sept./Dec.)

** Newfoundland Statistics Classification System

*** May include itinerant teachers

District 1 - Labrador

#381 - J.R. Smallwood Middle School, Wabush

Classification: Urban
Offers Distance Education: No

Grades: 4-7 Number of Grades: 4

[School FTE PTR : 13.9](#)
[District FTE PTR : 11.3](#)
[Provincial FTE PTR : 11.9](#)

[FTE Teachers](#) *** : 30.0

Enrolment By Age and Gender

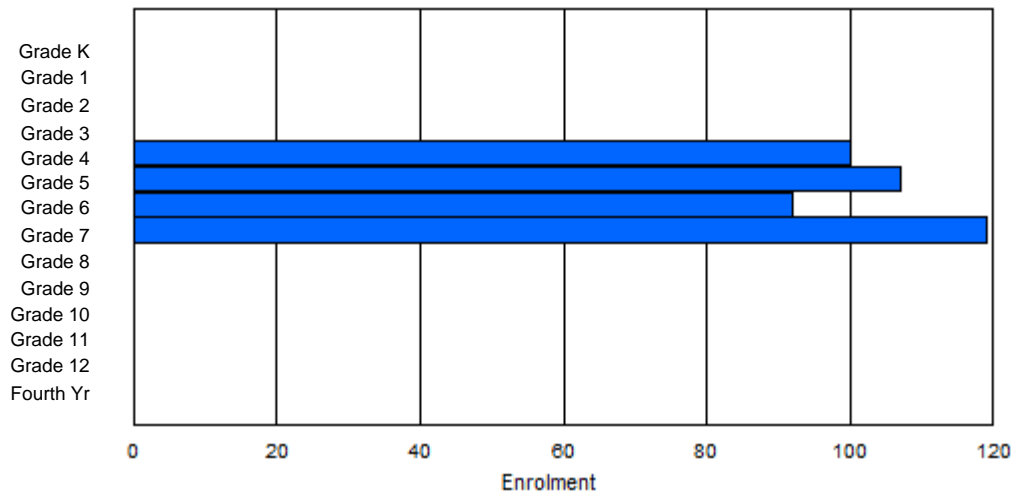
Gender	Age																Total
	5	6	7	8	9	10	11	12	13	14	15	16	17	18	19	20>	
Male	0	0	0	0	53	48	50	62	1	0	0	0	0	0	0	0	214
Female	0	0	0	0	46	58	43	55	2	0	0	0	0	0	0	0	204
Total	0	0	0	0	99	106	93	117	3	0	0	0	0	0	0	0	418

Enrolment By Grade and Gender

Gender	Grade														Total
	K	1	2	3	4	5	6	7	8	9	10	11	12	4th	
Male	0	0	0	0	53	49	50	62	0	0	0	0	0	0	214
Female	0	0	0	0	47	58	42	57	0	0	0	0	0	0	204
Total	0	0	0	0	100	107	92	119	0	0	0	0	0	0	418

Enrolment By Grade

For 381 - J.R. Smallwood Middle School, Wabush



* Data from the 2011-2012 AGR(Enrolment/Age as of the last day in Sept./Dec.)

** Newfoundland Statistics Classification System

*** May include itinerant teachers

District 1 - Labrador

#477 - Mealy Mountain Collegiate, Happy Valley-Goose Bay

Classification: Urban
Offers Distance Education: No

Grades: 8-12

Number of Grades: 5

[School FTE PTR : 15.8](#)

[District FTE PTR : 11.3](#)

[Provincial FTE PTR : 11.9](#)

[FTE Teachers](#) *** : 33.0

Enrolment By Age and Gender

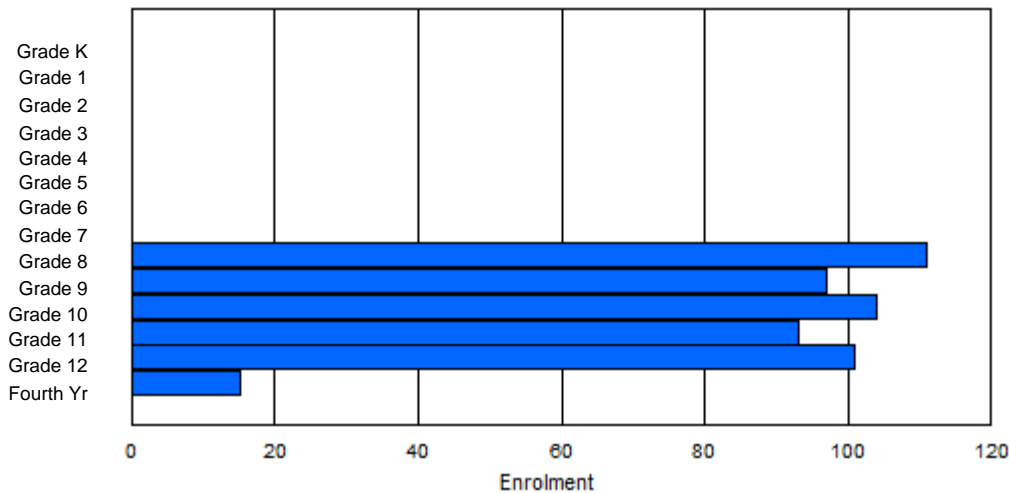
Gender	Age																Total
	5	6	7	8	9	10	11	12	13	14	15	16	17	18	19	20>	
Male	0	0	0	0	0	0	0	1	49	50	41	44	45	9	2	0	241
Female	0	0	0	0	0	0	0	0	57	46	59	53	56	5	2	2	280
Total	0	0	0	0	0	0	0	1	106	96	100	97	101	14	4	2	521

Enrolment By Grade and Gender

Gender	Grade															Total
	K	1	2	3	4	5	6	7	8	9	10	11	12	4th		
Male	0	0	0	0	0	0	0	0	54	48	45	41	46	7	241	
Female	0	0	0	0	0	0	0	0	57	49	59	52	55	8	280	
Total	0	0	0	0	0	0	0	0	111	97	104	93	101	15	521	

Enrolment By Grade

For 477 - Mealy Mountain Collegiate, Happy Valley-Goose Bay



* Data from the 2011-2012 AGR(Enrolment/Age as of the last day in Sept./Dec.)

** Newfoundland Statistics Classification System

*** May include itinerant teachers

District 2 - Western

#022 - William Gillett Academy, Charlottetown, LAB

Grades: K-12

Number of Grades: 13

[FTE Teachers](#) *** : 8.0

Classification: Rural

Offers Distance Education: Yes

[School FTE PTR : 7.3](#)

[District FTE PTR : 10.5](#)

[Provincial FTE PTR : 11.9](#)

Enrolment By Age and Gender

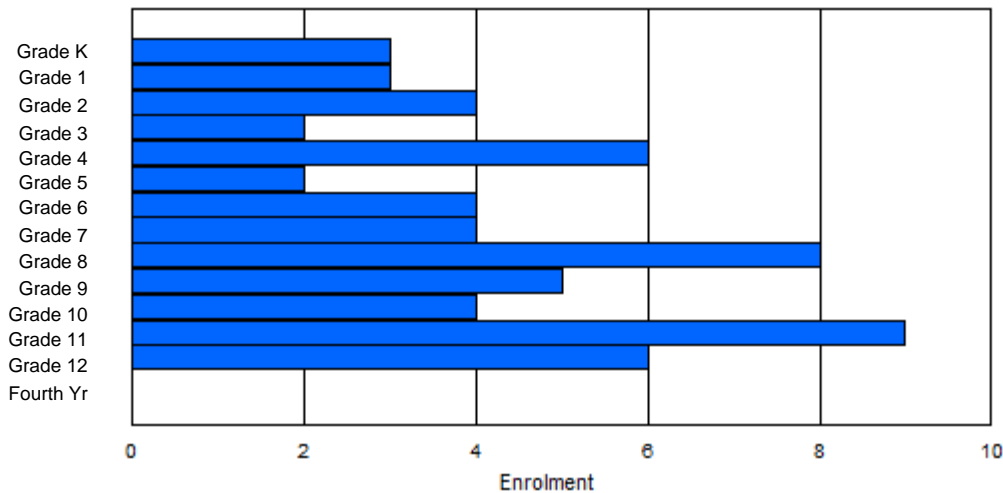
Gender	Age																	Total
	5	6	7	8	9	10	11	12	13	14	15	16	17	18	19	20>		
Male	3	2	0	1	2	1	3	2	4	2	1	5	5	0	0	0	31	
Female	0	1	4	1	4	1	1	2	4	3	3	4	1	0	0	0	29	
Total	3	3	4	2	6	2	4	4	8	5	4	9	6	0	0	0	60	

Enrolment By Grade and Gender

Gender	K	Grade													Total
		1	2	3	4	5	6	7	8	9	10	11	12	4th	
Male	3	2	0	1	2	1	3	2	4	2	1	5	5	0	31
Female	0	1	4	1	4	1	1	2	4	3	3	4	1	0	29
Total	3	3	4	2	6	2	4	4	8	5	4	9	6	0	60

Enrolment By Grade

For 022 - William Gillett Academy, Charlottetown, LAB



* Data from the 2011-2012 AGR(Enrolment/Age as of the last day in Sept./Dec.)

** Newfoundland Statistics Classification System

*** May include itinerant teachers

District 2 - Western

#023 - Sacred Heart AG, Conche

Classification: Rural
Offers Distance Education: Yes

Grades: 1,3-5,7-10,12 Number of Grades: 9

[School FTE PTR : 7.0](#)
[District FTE PTR : 10.5](#)
[Provincial FTE PTR : 11.9](#)

[FTE Teachers](#) *** : 2.0

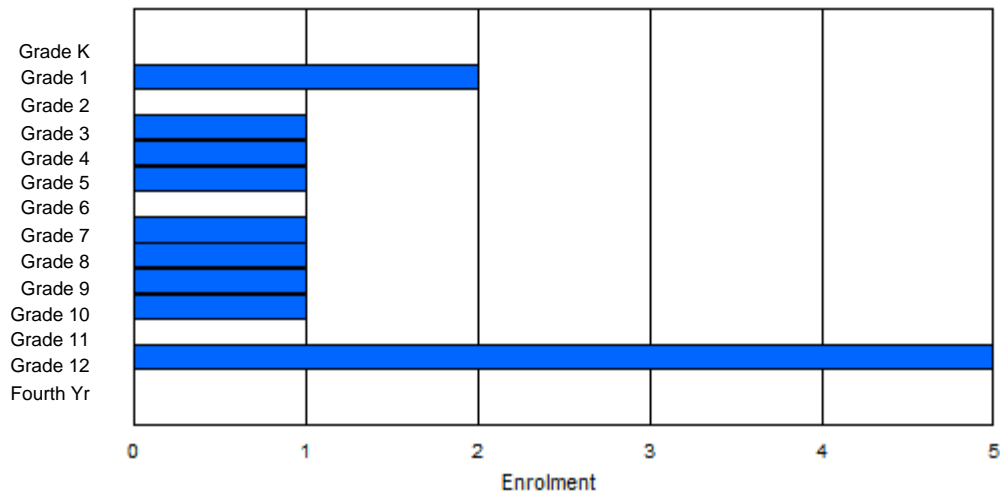
Enrolment By Age and Gender

Gender	Age																Total
	5	6	7	8	9	10	11	12	13	14	15	16	17	18	19	20>	
Male	0	1	0	0	0	1	0	1	0	1	1	0	3	0	0	0	8
Female	0	1	0	1	1	0	0	0	1	0	0	0	2	0	0	0	6
Total	0	2	0	1	1	1	0	1	1	1	1	0	5	0	0	0	14

Enrolment By Grade and Gender

Gender	K	Grade													Total
		1	2	3	4	5	6	7	8	9	10	11	12	4th	
Male	0	1	0	0	0	1	0	1	0	1	1	0	3	0	8
Female	0	1	0	1	1	0	0	0	1	0	0	0	2	0	6
Total	0	2	0	1	1	1	0	1	1	1	1	0	5	0	14

Enrolment By Grade
For 023 - Sacred Heart AG, Conche



* Data from the 2011-2012 AGR(Enrolment/Age as of the last day in Sept./Dec.)

** Newfoundland Statistics Classification System

*** May include itinerant teachers

District 2 - Western

#024 - James Cook Memorial, Cook's Harbour

Grades: K-1,5-12 Number of Grades: 10

[FTE Teachers](#) *** : 4.0

Classification: Rural
Offers Distance Education: Yes

[School FTE PTR : 4.8](#)

[District FTE PTR : 10.5](#)

[Provincial FTE PTR : 11.9](#)

Enrolment By Age and Gender

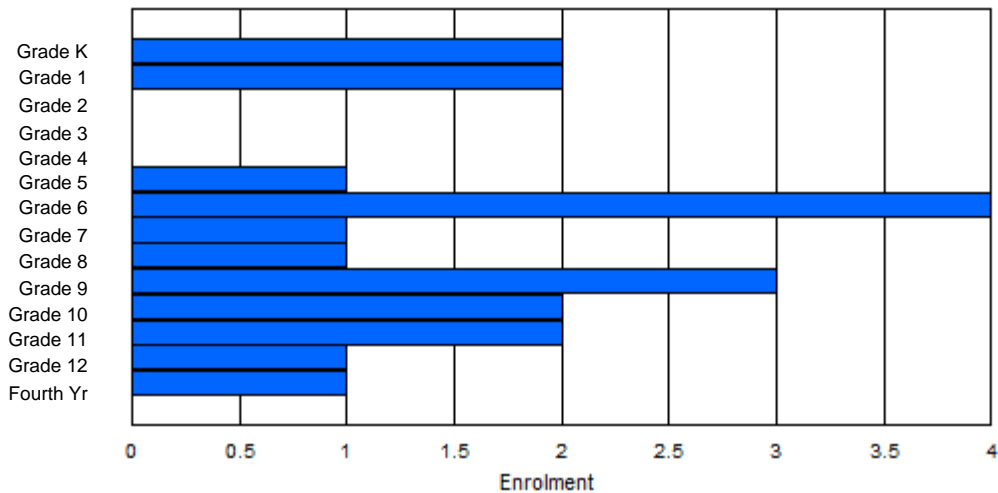
Gender	Age																	Total
	5	6	7	8	9	10	11	12	13	14	15	16	17	18	19	20>		
Male	1	0	0	0	0	0	3	1	1	2	0	1	0	1	0	0	10	
Female	1	2	0	0	0	1	1	0	0	1	2	1	1	0	0	0	10	
Total	2	2	0	0	0	1	4	1	1	3	2	2	1	1	0	0	20	

Enrolment By Grade and Gender

Gender	K	Grade													Total
		1	2	3	4	5	6	7	8	9	10	11	12	4th	
Male	1	0	0	0	0	0	3	1	1	2	0	1	0	1	10
Female	1	2	0	0	0	1	1	0	0	1	2	1	1	0	10
Total	2	2	0	0	0	1	4	1	1	3	2	2	1	1	20

Enrolment By Grade

For 024 - James Cook Memorial, Cook's Harbour



* Data from the 2011-2012 AGR(Enrolment/Age as of the last day in Sept./Dec.)

** Newfoundland Statistics Classification System

*** May include itinerant teachers

District 2 - Western

#026 - H.G. Fillier Academy, Englee

Classification: Rural
Offers Distance Education: No

Grades: K-9 Number of Grades: 10

[School FTE PTR : 8.5](#)
[District FTE PTR : 10.5](#)
[Provincial FTE PTR : 11.9](#)

[FTE Teachers](#) *** : 6.0

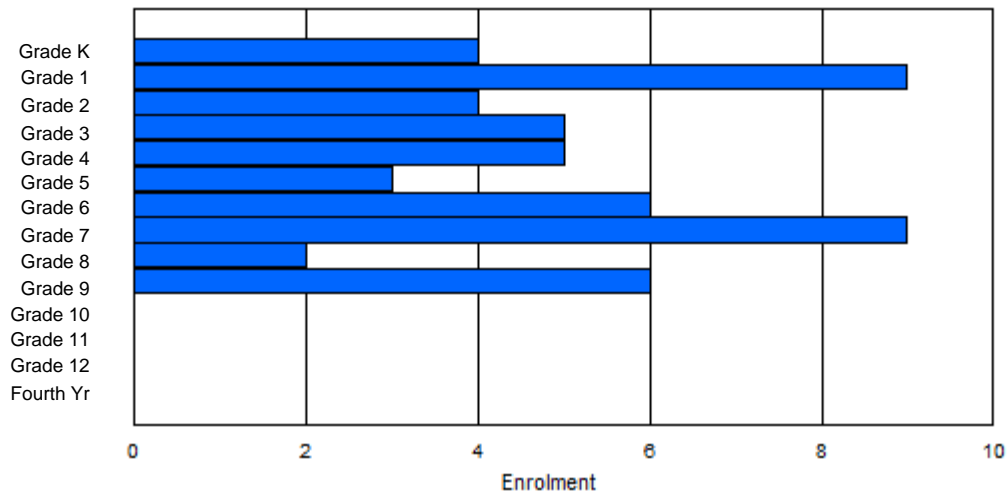
Enrolment By Age and Gender

Gender	Age																Total
	5	6	7	8	9	10	11	12	13	14	15	16	17	18	19	20>	
Male	3	2	4	4	1	1	4	7	1	2	0	0	0	0	0	0	29
Female	1	7	0	1	4	2	2	2	1	4	0	0	0	0	0	0	24
Total	4	9	4	5	5	3	6	9	2	6	0	0	0	0	0	0	53

Enrolment By Grade and Gender

Gender	K	Grade													Total
		1	2	3	4	5	6	7	8	9	10	11	12	4th	
Male	3	2	4	4	1	1	4	7	1	2	0	0	0	0	29
Female	1	7	0	1	4	2	2	2	1	4	0	0	0	0	24
Total	4	9	4	5	5	3	6	9	2	6	0	0	0	0	53

Enrolment By Grade
For 026 - H.G. Fillier Academy, Englee



* Data from the 2011-2012 AGR(Enrolment/Age as of the last day in Sept./Dec.)

** Newfoundland Statistics Classification System

*** May include itinerant teachers

District 2 - Western

#027 - Canon Richards Memorial Academy, Flower's Cove

Classification: Rural
Offers Distance Education: Yes

Grades: K-12

Number of Grades: 13

[School FTE PTR : 10.9](#)

[District FTE PTR : 10.5](#)

[Provincial FTE PTR : 11.9](#)

[FTE Teachers](#) *** : 20.3

Enrolment By Age and Gender

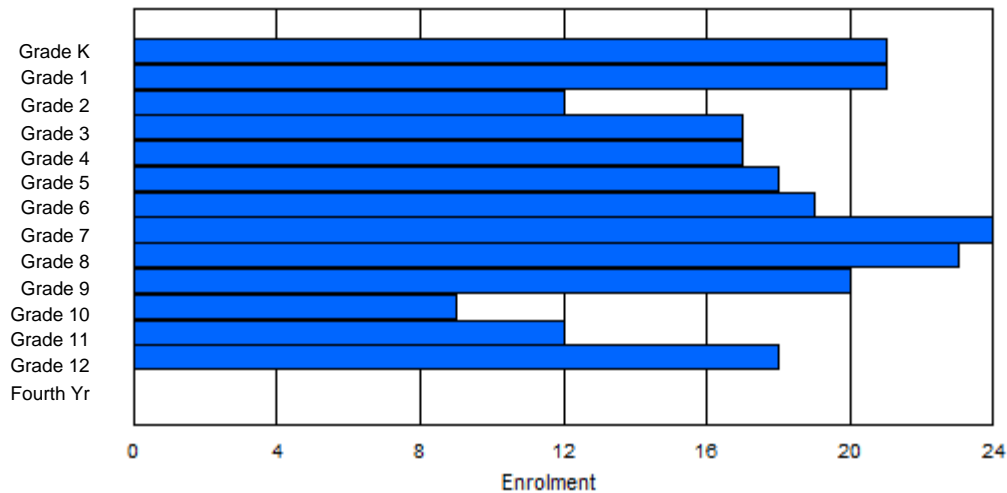
Gender	Age																Total
	5	6	7	8	9	10	11	12	13	14	15	16	17	18	19	20>	
Male	15	12	6	6	12	8	11	13	9	14	4	5	8	1	0	0	124
Female	6	9	6	10	5	11	8	11	12	8	5	7	9	0	0	0	107
Total	21	21	12	16	17	19	19	24	21	22	9	12	17	1	0	0	231

Enrolment By Grade and Gender

Gender	Grade														Total
	K	1	2	3	4	5	6	7	8	9	10	11	12	4th	
Male	15	12	6	7	12	7	11	13	10	13	4	5	9	0	124
Female	6	9	6	10	5	11	8	11	13	7	5	7	9	0	107
Total	21	21	12	17	17	18	19	24	23	20	9	12	18	0	231

Enrolment By Grade

For 027 - Canon Richards Memorial Academy, Flower's Cove



* Data from the 2011-2012 AGR(Enrolment/Age as of the last day in Sept./Dec.)

** Newfoundland Statistics Classification System

*** May include itinerant teachers

District 2 - Western

#032 - Truman Eddison Memorial, Griquet

Classification: Rural
Offers Distance Education: No

Grades: K-6 Number of Grades: 7

[School FTE PTR : 7.4](#)
[District FTE PTR : 10.5](#)
[Provincial FTE PTR : 11.9](#)

[FTE Teachers](#) *** : 5.0

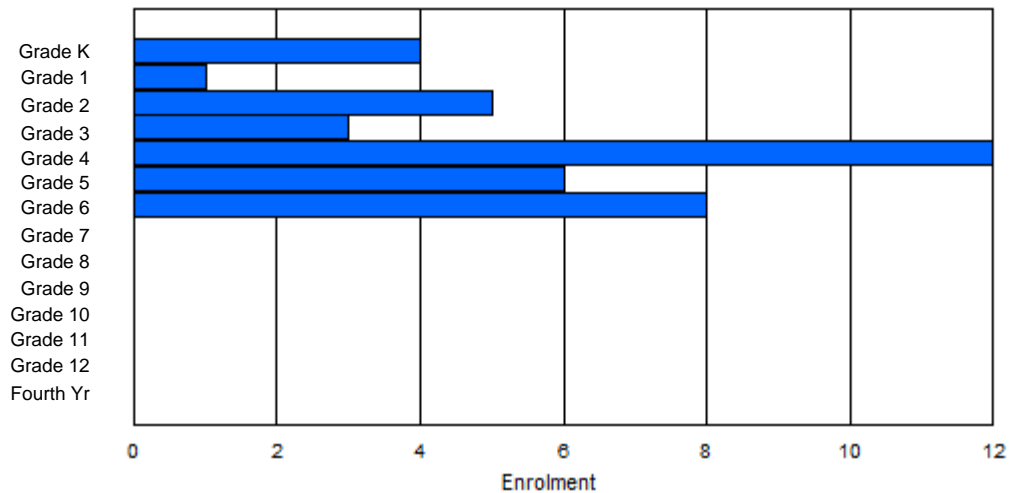
Enrolment By Age and Gender

Gender	Age																Total
	5	6	7	8	9	10	11	12	13	14	15	16	17	18	19	20>	
Male	2	1	2	2	6	4	2	0	0	0	0	0	0	0	0	0	19
Female	2	0	3	1	6	2	6	0	0	0	0	0	0	0	0	0	20
Total	4	1	5	3	12	6	8	0	0	0	0	0	0	0	0	0	39

Enrolment By Grade and Gender

Gender	K	Grade													Total	
		1	2	3	4	5	6	7	8	9	10	11	12	4th		
Male	2	1	2	2	6	4	2	0	0	0	0	0	0	0	0	19
Female	2	0	3	1	6	2	6	0	0	0	0	0	0	0	0	20
Total	4	1	5	3	12	6	8	0	0	0	0	0	0	0	0	39

Enrolment By Grade
For 032 - Truman Eddison Memorial, Griquet



* Data from the 2011-2012 AGR(Enrolment/Age as of the last day in Sept./Dec.)

** Newfoundland Statistics Classification System

*** May include itinerant teachers

District 2 - Western

#039 - Mary Simms All-Grade, Main Brook

Classification: Rural
Offers Distance Education: Yes

Grades: K-12

Number of Grades: 13

[School FTE PTR : 5.9](#)

[District FTE PTR : 10.5](#)

[Provincial FTE PTR : 11.9](#)

[FTE Teachers](#) *** : 5.0

Enrolment By Age and Gender

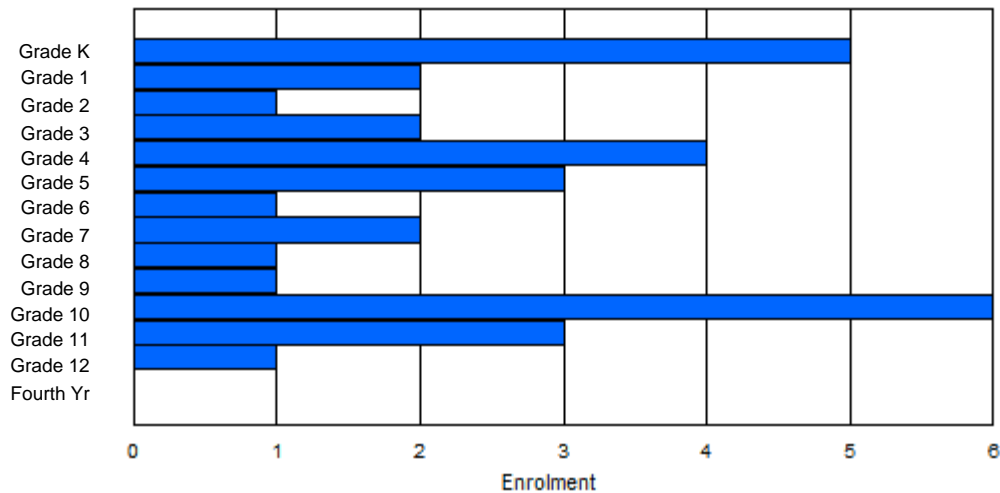
Gender	Age																	Total
	5	6	7	8	9	10	11	12	13	14	15	16	17	18	19	20>		
Male	1	1	1	1	2	3	1	0	1	3	2	4	1	1	0	0	22	
Female	4	1	0	1	1	1	0	1	0	0	1	0	0	0	0	10		
Total	5	2	1	2	3	4	1	1	1	3	3	4	1	1	0	0	32	

Enrolment By Grade and Gender

Gender	K	Grade													Total
		1	2	3	4	5	6	7	8	9	10	11	12	4th	
Male	1	1	1	1	3	2	1	1	1	1	5	3	1	0	22
Female	4	1	0	1	1	1	0	1	0	0	1	0	0	0	10
Total	5	2	1	2	4	3	1	2	1	1	6	3	1	0	32

Enrolment By Grade

For 039 - Mary Simms All-Grade, Main Brook



* Data from the 2011-2012 AGR(Enrolment/Age as of the last day in Sept./Dec.)

** Newfoundland Statistics Classification System

*** May include itinerant teachers

District 2 - Western

#040 - St. Mary's AG, Mary's Harbour

Classification: Rural
Offers Distance Education: Yes

Grades: K-12

Number of Grades: 13

[School FTE PTR : 7.2](#)

[District FTE PTR : 10.5](#)

[Provincial FTE PTR : 11.9](#)

[FTE Teachers](#) *** : 11.0

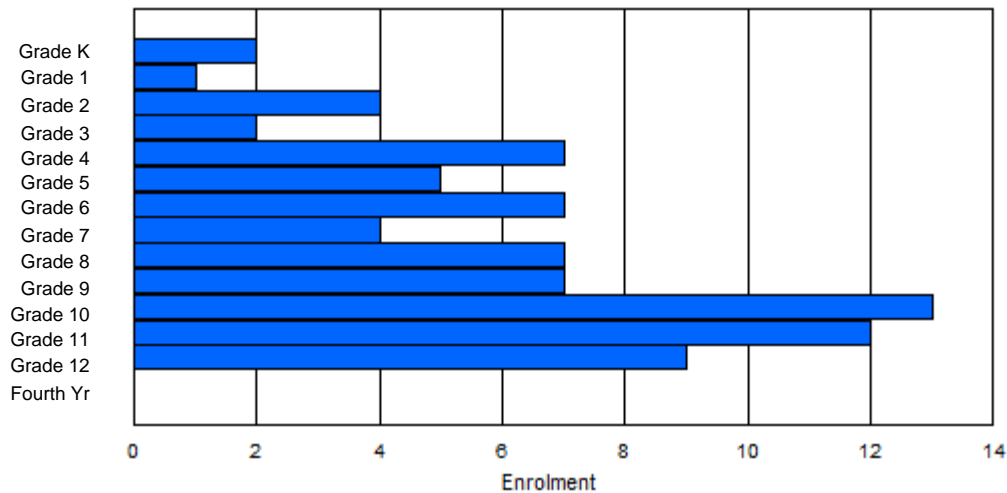
Enrolment By Age and Gender

Gender	Age																	Total
	5	6	7	8	9	10	11	12	13	14	15	16	17	18	19	20>		
Male	2	0	2	2	3	4	4	4	5	3	8	5	5	0	0	0	47	
Female	0	1	2	0	4	1	3	0	2	3	5	8	4	0	0	0	33	
Total	2	1	4	2	7	5	7	4	7	6	13	13	9	0	0	0	80	

Enrolment By Grade and Gender

Gender	K	Grade													Total
		1	2	3	4	5	6	7	8	9	10	11	12	4th	
Male	2	0	2	2	3	4	4	4	5	3	9	4	5	0	47
Female	0	1	2	0	4	1	3	0	2	4	4	8	4	0	33
Total	2	1	4	2	7	5	7	4	7	7	13	12	9	0	80

Enrolment By Grade
For 040 - St. Mary's AG, Mary's Harbour



* Data from the 2011-2012 AGR(Enrolment/Age as of the last day in Sept./Dec.)

** Newfoundland Statistics Classification System

*** May include itinerant teachers

District 2 - Western

#041 - Raymond Ward Memorial, Norman Bay

Classification: Rural
Offers Distance Education: Yes

Grades: 6-7,9-10,12 Number of Grades: 5

[School FTE PTR : 8.0](#)
[District FTE PTR : 10.5](#)
[Provincial FTE PTR : 11.9](#)

[FTE Teachers](#) *** : 1.0

Enrolment By Age and Gender

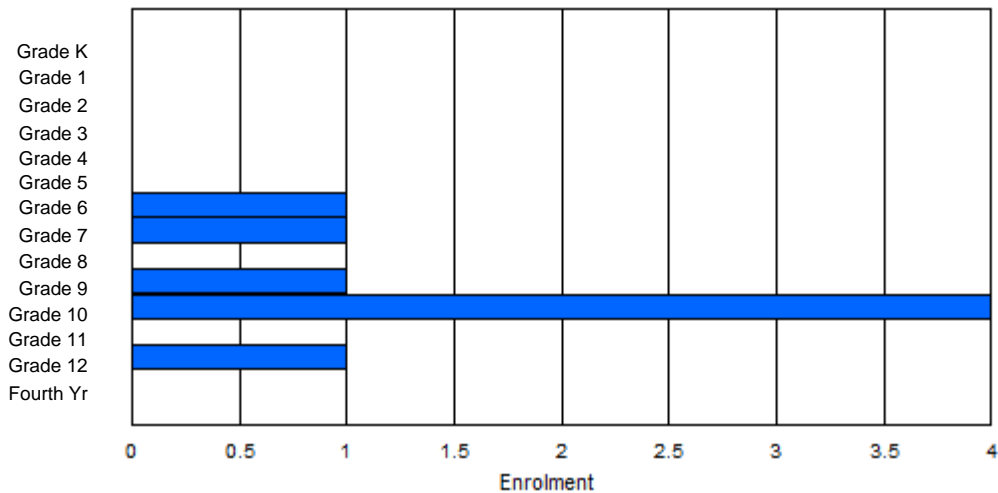
Gender	Age																	Total
	5	6	7	8	9	10	11	12	13	14	15	16	17	18	19	20>		
Male	0	0	0	0	0	0	1	1	0	0	1	1	1	0	0	0	5	
Female	0	0	0	0	0	0	0	0	0	1	2	0	0	0	0	0	3	
Total	0	0	0	0	0	0	1	1	0	1	3	1	1	0	0	0	8	

Enrolment By Grade and Gender

Gender	Grade															Total
	K	1	2	3	4	5	6	7	8	9	10	11	12	4th		
Male	0	0	0	0	0	0	1	1	0	0	2	0	1	0	5	
Female	0	0	0	0	0	0	0	0	0	1	2	0	0	0	3	
Total	0	0	0	0	0	0	1	1	0	1	4	0	1	0	8	

Enrolment By Grade

For 041 - Raymond Ward Memorial, Norman Bay



* Data from the 2011-2012 AGR(Enrolment/Age as of the last day in Sept./Dec.)

** Newfoundland Statistics Classification System

*** May include itinerant teachers

District 2 - Western

#046 - Bayside Academy, Port Hope Simpson

Grades: K-12

Number of Grades: 13

[FTE Teachers](#) *** : 9.5

Classification: Rural

Offers Distance Education: Yes

[School FTE PTR : 7.1](#)

[District FTE PTR : 10.5](#)

[Provincial FTE PTR : 11.9](#)

Enrolment By Age and Gender

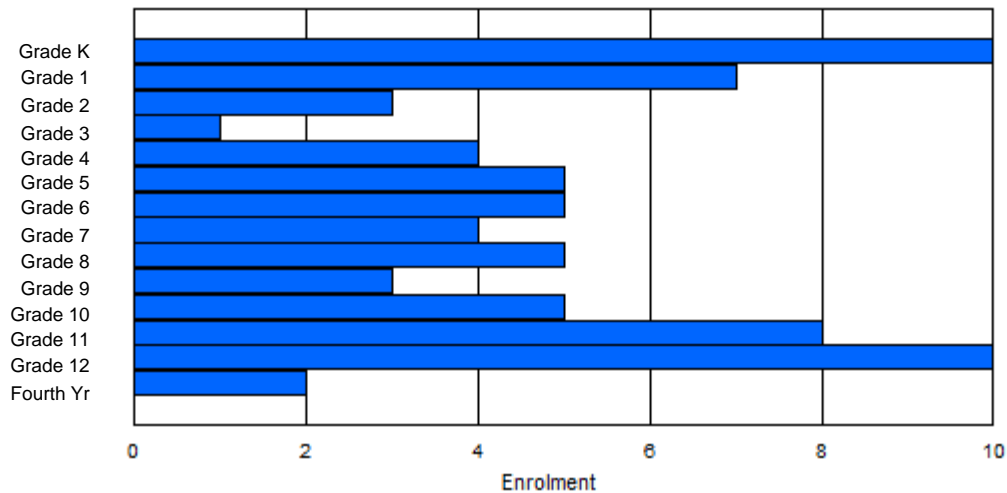
Gender	Age																	Total
	5	6	7	8	9	10	11	12	13	14	15	16	17	18	19	20>		
Male	2	3	2	1	1	0	4	2	1	1	2	5	6	0	0	0	30	
Female	8	3	1	1	3	5	1	2	4	2	3	3	3	2	0	1	42	
Total	10	6	3	2	4	5	5	4	5	3	5	8	9	2	0	1	72	

Enrolment By Grade and Gender

Gender	K	Grade													Total
		1	2	3	4	5	6	7	8	9	10	11	12	4th	
Male	2	3	3	0	1	0	4	2	1	1	2	5	6	0	30
Female	8	4	0	1	3	5	1	2	4	2	3	3	4	2	42
Total	10	7	3	1	4	5	5	4	5	3	5	8	10	2	72

Enrolment By Grade

For 046 - Bayside Academy, Port Hope Simpson



* Data from the 2011-2012 AGR(Enrolment/Age as of the last day in Sept./Dec.)

** Newfoundland Statistics Classification System

*** May include itinerant teachers

District 2 - Western

#050 - Basque Memorial, Red Bay

Grades: 1,4-5,7-12

Number of Grades: 9

[FTE Teachers](#) *** : 4.0

Classification: Rural

Offers Distance Education: Yes

[School FTE PTR : 5.0](#)

[District FTE PTR : 10.5](#)

[Provincial FTE PTR : 11.9](#)

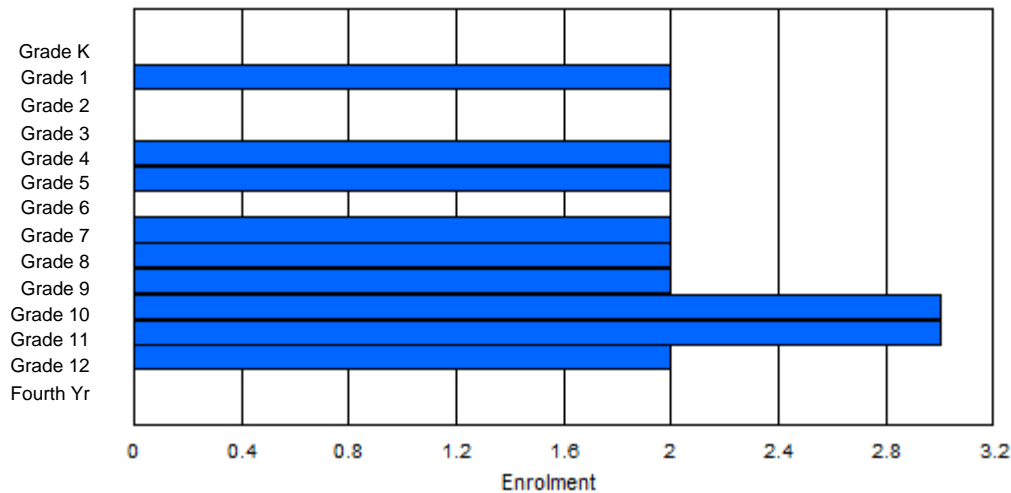
Enrolment By Age and Gender

Gender	Age																	Total
	5	6	7	8	9	10	11	12	13	14	15	16	17	18	19	20>		
Male	0	1	0	0	1	1	0	1	1	1	3	1	2	0	0	0	12	
Female	0	1	0	0	1	1	0	1	1	0	1	2	0	0	0	0	8	
Total	0	2	0	0	2	2	0	2	2	1	4	3	2	0	0	0	20	

Enrolment By Grade and Gender

Gender	K	Grade													Total
		1	2	3	4	5	6	7	8	9	10	11	12	4th	
Male	0	1	0	0	1	1	0	1	1	2	2	1	2	0	12
Female	0	1	0	0	1	1	0	1	1	0	1	2	0	0	8
Total	0	2	0	0	2	2	0	2	2	2	3	3	2	0	20

Enrolment By Grade
For 050 - Basque Memorial, Red Bay



* Data from the 2011-2012 AGR(Enrolment/Age as of the last day in Sept./Dec.)

** Newfoundland Statistics Classification System

*** May include itinerant teachers

District 2 - Western

#052 - Harriot Curtis Collegiate, St. Anthony

Classification: Rural
Offers Distance Education: Yes

Grades: 8-12

Number of Grades: 5

[School FTE PTR : 11.5](#)

[District FTE PTR : 10.5](#)

[Provincial FTE PTR : 11.9](#)

[FTE Teachers](#) *** : 13.8

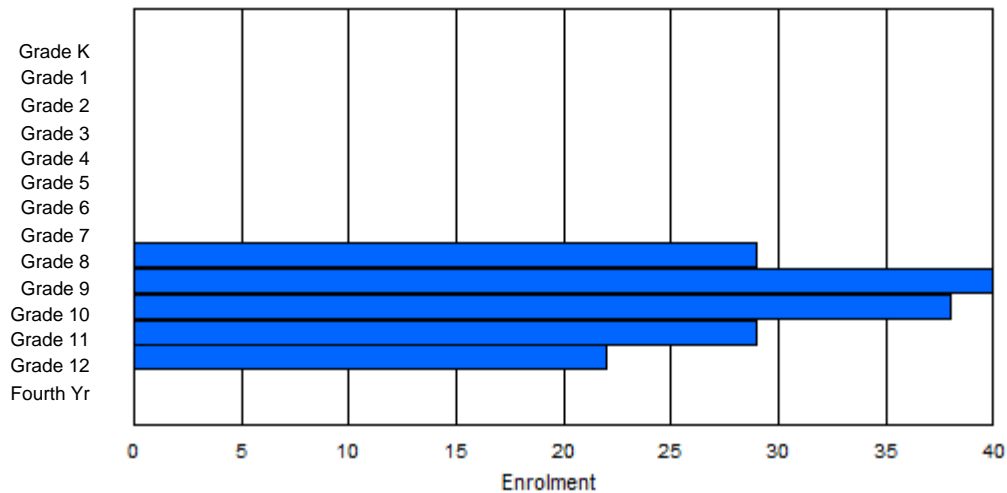
Enrolment By Age and Gender

Gender	Age																Total
	5	6	7	8	9	10	11	12	13	14	15	16	17	18	19	20>	
Male	0	0	0	0	0	0	0	0	10	20	19	13	10	1	0	0	73
Female	0	0	0	0	0	0	0	0	15	22	19	16	13	0	0	0	85
Total	0	0	0	0	0	0	0	0	25	42	38	29	23	1	0	0	158

Enrolment By Grade and Gender

Gender	Grade														Total
	K	1	2	3	4	5	6	7	8	9	10	11	12	4th	
Male	0	0	0	0	0	0	0	0	13	18	19	14	9	0	73
Female	0	0	0	0	0	0	0	0	16	22	19	15	13	0	85
Total	0	0	0	0	0	0	0	0	29	40	38	29	22	0	158

Enrolment By Grade
For 052 - Harriot Curtis Collegiate, St. Anthony



* Data from the 2011-2012 AGR(Enrolment/Age as of the last day in Sept./Dec.)

** Newfoundland Statistics Classification System

*** May include itinerant teachers

District 2 - Western

#053 - St. Anthony Elementary, St. Anthony

Classification: Rural
Offers Distance Education: No

Grades: K-7 Number of Grades: 8

[School FTE PTR : 12.4](#)
[District FTE PTR : 10.5](#)
[Provincial FTE PTR : 11.9](#)

[FTE Teachers](#) *** : 17.5

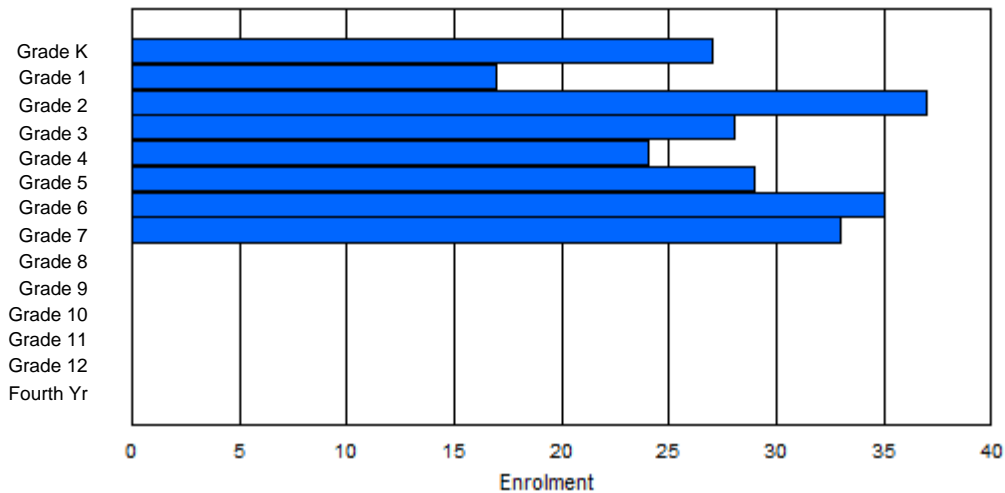
Enrolment By Age and Gender

Gender	Age																Total
	5	6	7	8	9	10	11	12	13	14	15	16	17	18	19	20>	
Male	17	9	18	16	12	17	17	18	0	0	0	0	0	0	0	0	124
Female	10	8	19	11	12	13	17	15	1	0	0	0	0	0	0	0	106
Total	27	17	37	27	24	30	34	33	1	0	0	0	0	0	0	230	

Enrolment By Grade and Gender

Gender	Grade														Total
	K	1	2	3	4	5	6	7	8	9	10	11	12	4th	
Male	16	10	18	17	12	16	17	18	0	0	0	0	0	0	124
Female	11	7	19	11	12	13	18	15	0	0	0	0	0	0	106
Total	27	17	37	28	24	29	35	33	0	0	0	0	0	230	

Enrolment By Grade
For 053 - St. Anthony Elementary, St. Anthony



* Data from the 2011-2012 AGR(Enrolment/Age as of the last day in Sept./Dec.)

** Newfoundland Statistics Classification System

*** May include itinerant teachers

District 2 - Western

#054 - St. Lewis Academy, St. Lewis

Classification: Rural
Offers Distance Education: Yes

Grades: K-12

Number of Grades: 13

[School FTE PTR : 5.4](#)

[District FTE PTR : 10.5](#)

[FTE Teachers](#) *** : 6.0

[Provincial FTE PTR : 11.9](#)

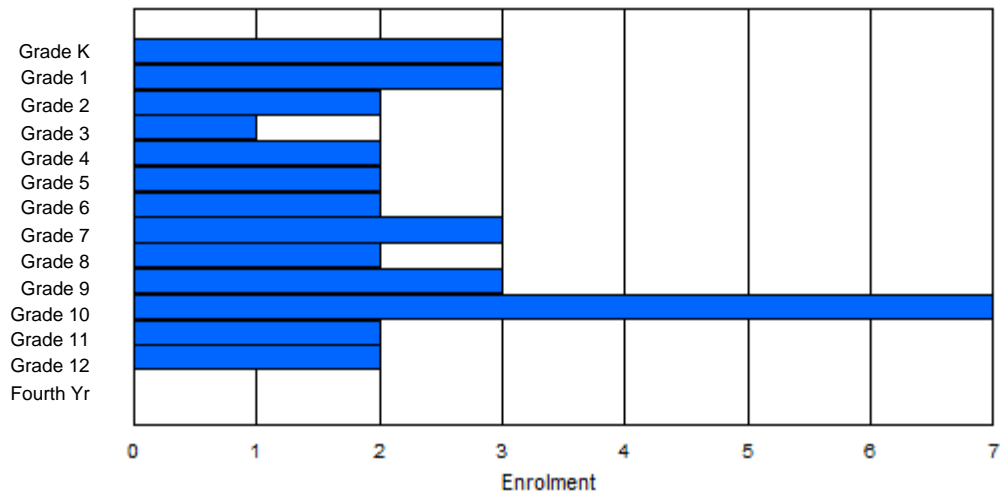
Enrolment By Age and Gender

Gender	Age																	Total
	5	6	7	8	9	10	11	12	13	14	15	16	17	18	19	20>		
Male	1	2	1	0	1	2	1	1	1	2	3	0	1	1	0	0	17	
Female	2	1	1	1	1	0	1	2	1	1	4	2	0	0	0	17		
Total	3	3	2	1	2	2	2	3	2	3	7	2	1	1	0	0	34	

Enrolment By Grade and Gender

Gender	K	Grade													Total
		1	2	3	4	5	6	7	8	9	10	11	12	4th	
Male	1	2	1	0	1	2	1	1	1	2	3	0	2	0	17
Female	2	1	1	1	1	0	1	2	1	1	4	2	0	0	17
Total	3	3	2	1	2	2	2	3	2	3	7	2	2	0	34

Enrolment By Grade
For 054 - St. Lewis Academy, St. Lewis



* Data from the 2011-2012 AGR(Enrolment/Age as of the last day in Sept./Dec.)

** Newfoundland Statistics Classification System

*** May include itinerant teachers

District 2 - Western

#057 - St. Peter's Academy, Benoit's Cove

Classification: Rural
Offers Distance Education: No

Grades: K-9 Number of Grades: 10

[School FTE PTR : 10.7](#)
[District FTE PTR : 10.5](#)
[Provincial FTE PTR : 11.9](#)

[FTE Teachers](#) *** : 16.5

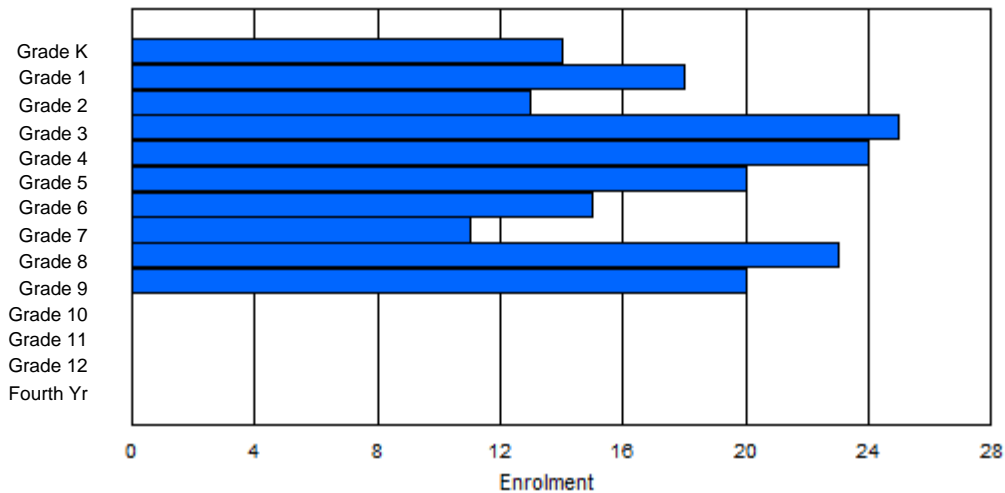
Enrolment By Age and Gender

Gender	Age																Total
	5	6	7	8	9	10	11	12	13	14	15	16	17	18	19	20>	
Male	8	10	6	10	15	9	7	2	14	9	1	0	0	0	0	0	91
Female	6	8	7	15	9	11	8	9	8	11	0	0	0	0	0	0	92
Total	14	18	13	25	24	20	15	11	22	20	1	0	0	0	0	0	183

Enrolment By Grade and Gender

Gender	K	Grade												4th	Total
		1	2	3	4	5	6	7	8	9	10	11	12		
Male	8	10	6	10	15	9	7	2	14	10	0	0	0	0	91
Female	6	8	7	15	9	11	8	9	9	10	0	0	0	0	92
Total	14	18	13	25	24	20	15	11	23	20	0	0	0	0	183

Enrolment By Grade
For 057 - St. Peter's Academy, Benoit's Cove



* Data from the 2011-2012 AGR(Enrolment/Age as of the last day in Sept./Dec.)

** Newfoundland Statistics Classification System

*** May include itinerant teachers

District 2 - Western

#060 - C.C. Loughlin Elementary, Corner Brook

Grades: K-6

Number of Grades: 7

[FTE Teachers](#) *** : 35.5

Classification: Urban

Offers Distance Education: No

[School FTE PTR : 12.3](#)

[District FTE PTR : 10.5](#)

[Provincial FTE PTR : 11.9](#)

Enrolment By Age and Gender

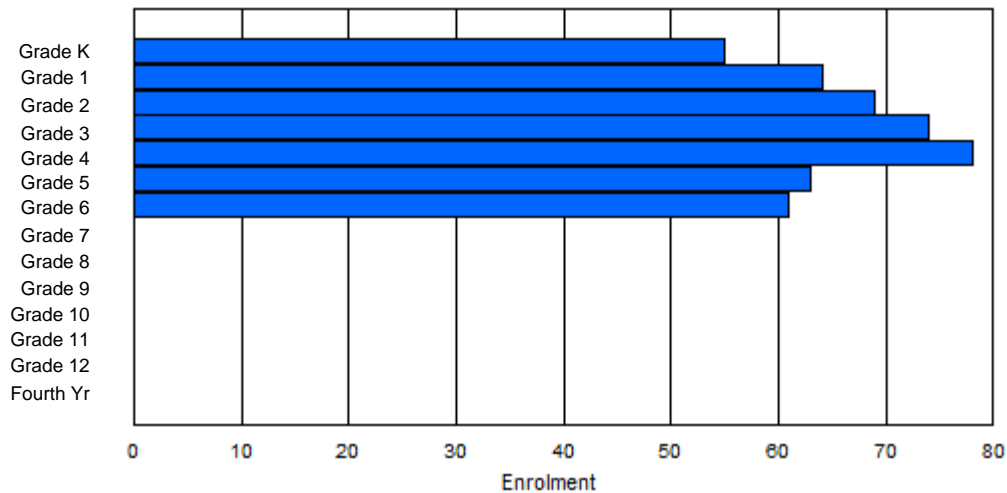
Gender	Age																Total
	5	6	7	8	9	10	11	12	13	14	15	16	17	18	19	20>	
Male	32	32	37	39	40	30	37	0	0	0	0	0	0	0	0	0	247
Female	21	32	32	35	37	35	24	1	0	0	0	0	0	0	0	0	217
Total	53	64	69	74	77	65	61	1	0	0	0	0	0	0	0	0	464

Enrolment By Grade and Gender

Gender	Grade														Total
	K	1	2	3	4	5	6	7	8	9	10	11	12	4th	
Male	34	31	38	38	41	28	37	0	0	0	0	0	0	0	247
Female	21	33	31	36	37	35	24	0	0	0	0	0	0	0	217
Total	55	64	69	74	78	63	61	0	0	0	0	0	0	0	464

Enrolment By Grade

For 060 - C.C. Loughlin Elementary, Corner Brook



* Data from the 2011-2012 AGR(Enrolment/Age as of the last day in Sept./Dec.)

** Newfoundland Statistics Classification System

*** May include itinerant teachers

District 2 - Western

#062 - G.C. Rowe Junior High, Corner Brook

Grades: 7-9

Number of Grades: 3

[FTE Teachers](#) *** : 24.0

Classification: Urban

Offers Distance Education: No

[School FTE PTR : 13.8](#)

[District FTE PTR : 10.5](#)

[Provincial FTE PTR : 11.9](#)

Enrolment By Age and Gender

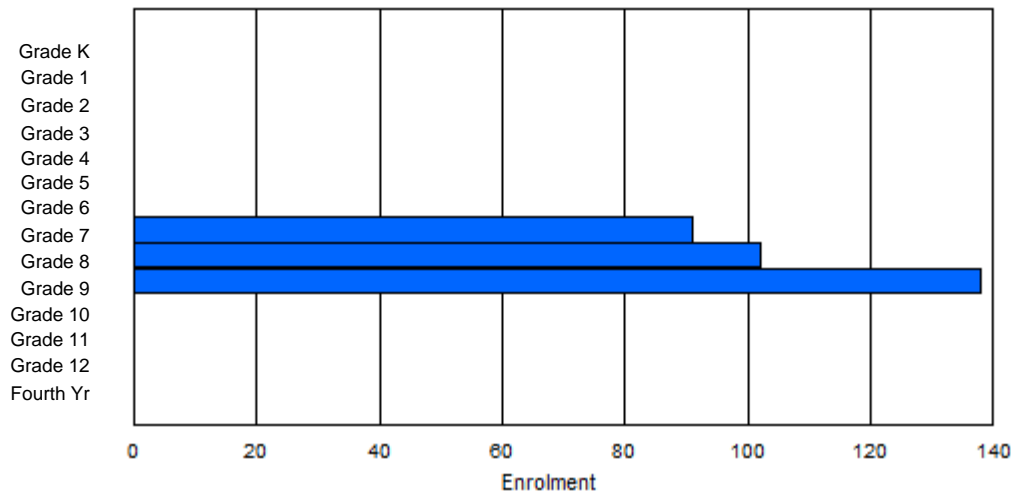
Gender	Age																Total
	5	6	7	8	9	10	11	12	13	14	15	16	17	18	19	20>	
Male	0	0	0	0	0	0	0	42	51	68	0	0	0	0	0	0	161
Female	0	0	0	0	0	0	0	47	49	72	2	0	0	0	0	0	170
Total	0	0	0	0	0	0	0	89	100	140	2	0	0	0	0	0	331

Enrolment By Grade and Gender

Gender	Grade														Total
	K	1	2	3	4	5	6	7	8	9	10	11	12	4th	
Male	0	0	0	0	0	0	0	44	53	64	0	0	0	0	161
Female	0	0	0	0	0	0	0	47	49	74	0	0	0	0	170
Total	0	0	0	0	0	0	0	91	102	138	0	0	0	0	331

Enrolment By Grade

For 062 - G.C. Rowe Junior High, Corner Brook



* Data from the 2011-2012 AGR(Enrolment/Age as of the last day in Sept./Dec.)

** Newfoundland Statistics Classification System

*** May include itinerant teachers

District 2 - Western

#065 - Humber Elementary, Corner Brook

Classification: Urban
Offers Distance Education: No

Grades: K-6 Number of Grades: 7

[School FTE PTR : 12.9](#)
[District FTE PTR : 10.5](#)
[Provincial FTE PTR : 11.9](#)

[FTE Teachers](#) *** : 28.8

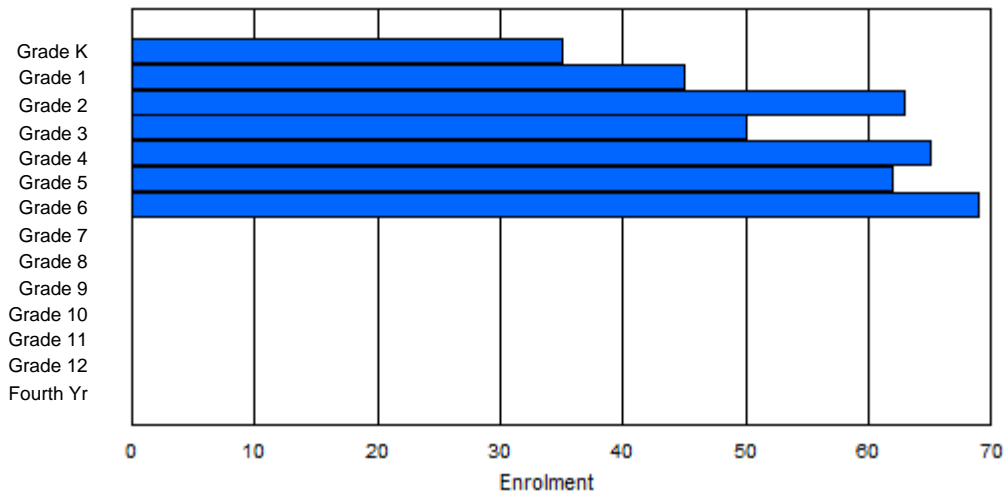
Enrolment By Age and Gender

Gender	Age																Total
	5	6	7	8	9	10	11	12	13	14	15	16	17	18	19	20>	
Male	20	22	30	22	36	27	30	2	0	0	0	0	0	0	0	0	189
Female	15	22	33	27	31	35	35	2	0	0	0	0	0	0	0	0	200
Total	35	44	63	49	67	62	65	4	0	0	0	0	0	0	0	0	389

Enrolment By Grade and Gender

Gender	Grade														Total
	K	1	2	3	4	5	6	7	8	9	10	11	12	4th	
Male	20	22	31	23	34	27	32	0	0	0	0	0	0	0	189
Female	15	23	32	27	31	35	37	0	0	0	0	0	0	0	200
Total	35	45	63	50	65	62	69	0	0	0	0	0	0	0	389

Enrolment By Grade
For 065 - Humber Elementary, Corner Brook



* Data from the 2011-2012 AGR(Enrolment/Age as of the last day in Sept./Dec.)

** Newfoundland Statistics Classification System

*** May include itinerant teachers

District 2 - Western

#066 - J.J. Curling Elementary, Corner Brook

Classification: Urban
Offers Distance Education: No

Grades: K-6 Number of Grades: 7

[School FTE PTR : 12.3](#)
[District FTE PTR : 10.5](#)
[Provincial FTE PTR : 11.9](#)

[FTE Teachers](#) *** : 22.0

Enrolment By Age and Gender

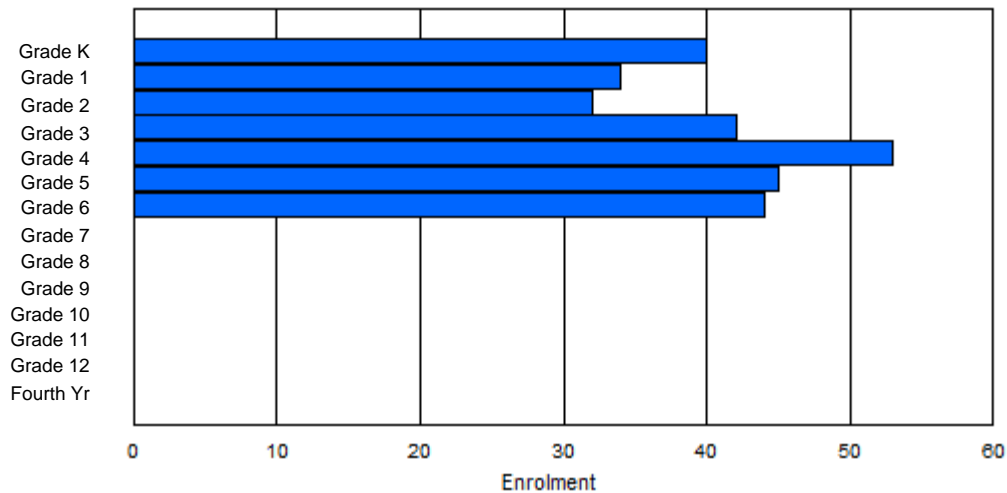
Gender	Age																Total
	5	6	7	8	9	10	11	12	13	14	15	16	17	18	19	20>	
Male	20	21	16	24	26	26	27	1	1	0	0	0	0	0	0	0	162
Female	19	14	16	18	25	20	16	0	0	0	0	0	0	0	0	0	128
Total	39	35	32	42	51	46	43	1	1	0	0	0	0	0	0	0	290

Enrolment By Grade and Gender

Gender	Grade														Total
	K	1	2	3	4	5	6	7	8	9	10	11	12	4th	
Male	20	21	16	24	28	25	28	0	0	0	0	0	0	0	162
Female	20	13	16	18	25	20	16	0	0	0	0	0	0	0	128
Total	40	34	32	42	53	45	44	0	0	0	0	0	0	0	290

Enrolment By Grade

For 066 - J.J. Curling Elementary, Corner Brook



* Data from the 2011-2012 AGR(Enrolment/Age as of the last day in Sept./Dec.)

** Newfoundland Statistics Classification System

*** May include itinerant teachers

District 2 - Western

#067 - Presentation Junior High, Corner Brook

Grades: 7-9

Number of Grades: 3

[FTE Teachers](#) *** : 29.0

Classification: Urban

Offers Distance Education: No

[School FTE PTR : 13.8](#)

[District FTE PTR : 10.5](#)

[Provincial FTE PTR : 11.9](#)

Enrolment By Age and Gender

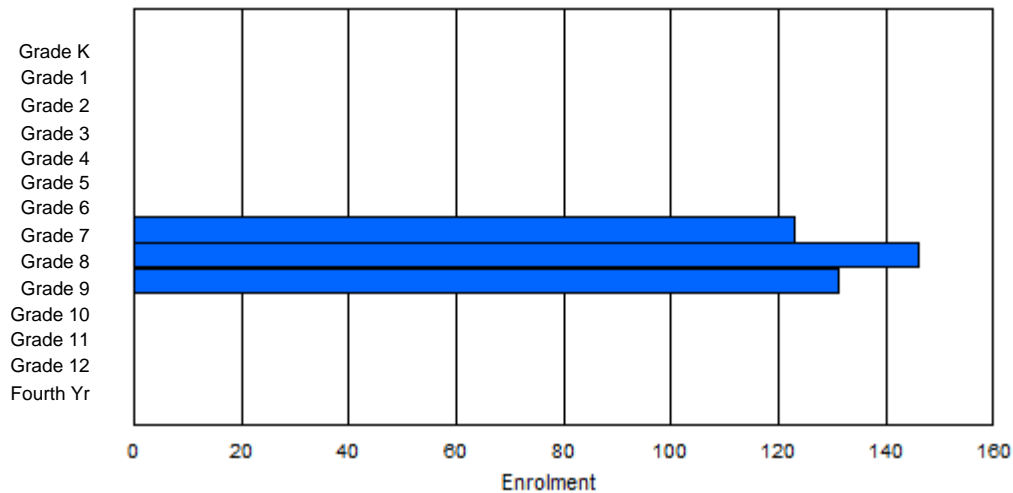
Gender	Age																Total
	5	6	7	8	9	10	11	12	13	14	15	16	17	18	19	20>	
Male	0	0	0	0	0	0	0	58	75	66	6	0	0	0	0	0	205
Female	0	0	0	0	0	0	0	63	71	59	2	0	0	0	0	0	195
Total	0	0	0	0	0	0	0	121	146	125	8	0	0	0	0	0	400

Enrolment By Grade and Gender

Gender	Grade														Total
	K	1	2	3	4	5	6	7	8	9	10	11	12	4th	
Male	0	0	0	0	0	0	0	60	75	70	0	0	0	0	205
Female	0	0	0	0	0	0	0	63	71	61	0	0	0	0	195
Total	0	0	0	0	0	0	0	123	146	131	0	0	0	0	400

Enrolment By Grade

For 067 - Presentation Junior High, Corner Brook



* Data from the 2011-2012 AGR(Enrolment/Age as of the last day in Sept./Dec.)

** Newfoundland Statistics Classification System

*** May include itinerant teachers

District 2 - Western

#069 - Sacred Heart Elementary, Corner Brook

Grades: K-6

Number of Grades: 7

[FTE Teachers](#) *** : 18.5

Classification: Urban

Offers Distance Education: No

[School FTE PTR : 10.8](#)

[District FTE PTR : 10.5](#)

[Provincial FTE PTR : 11.9](#)

Enrolment By Age and Gender

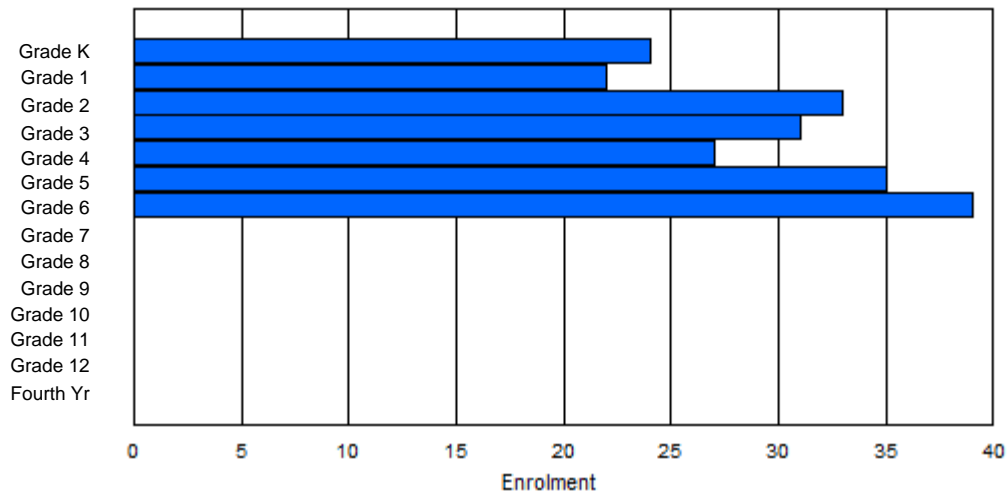
Gender	Age																Total
	5	6	7	8	9	10	11	12	13	14	15	16	17	18	19	20>	
Male	12	13	16	14	11	12	12	0	0	0	0	0	0	0	0	0	90
Female	12	9	17	17	16	22	27	1	0	0	0	0	0	0	0	0	121
Total	24	22	33	31	27	34	39	1	0	0	0	0	0	0	0	0	211

Enrolment By Grade and Gender

Gender	Grade														Total
	K	1	2	3	4	5	6	7	8	9	10	11	12	4th	
Male	12	13	16	14	11	13	11	0	0	0	0	0	0	0	90
Female	12	9	17	17	16	22	28	0	0	0	0	0	0	0	121
Total	24	22	33	31	27	35	39	0	0	0	0	0	0	0	211

Enrolment By Grade

For 069 - Sacred Heart Elementary, Corner Brook



* Data from the 2011-2012 AGR(Enrolment/Age as of the last day in Sept./Dec.)

** Newfoundland Statistics Classification System

*** May include itinerant teachers

District 2 - Western

#070 - St. Gerard's Elementary, Corner Brook

Classification: Urban
Offers Distance Education: No

Grades: K-6 Number of Grades: 7

[School FTE PTR : 7.9](#)
[District FTE PTR : 10.5](#)
[Provincial FTE PTR : 11.9](#)

[FTE Teachers](#) *** : 12.0

Enrolment By Age and Gender

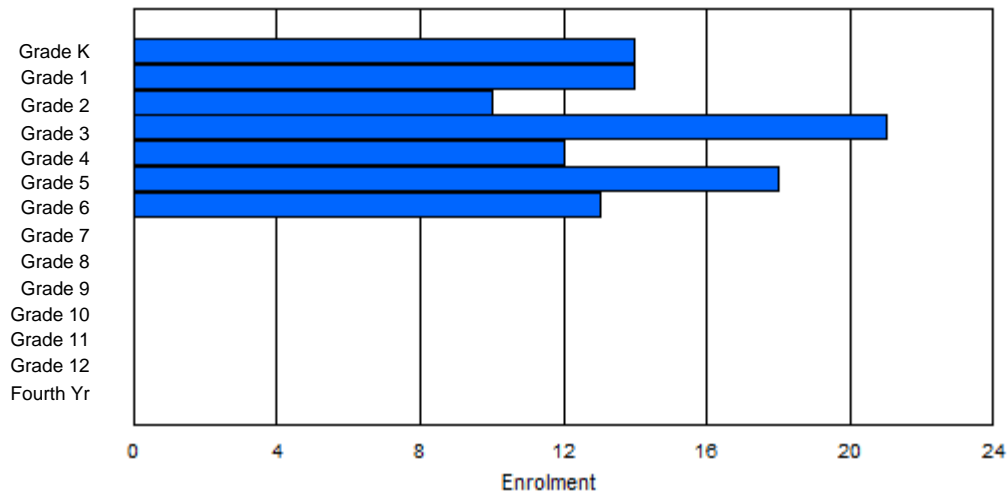
Gender	Age																Total
	5	6	7	8	9	10	11	12	13	14	15	16	17	18	19	20>	
Male	10	7	6	11	7	10	4	0	0	0	0	0	0	0	0	0	55
Female	4	7	4	10	5	8	9	0	0	0	0	0	0	0	0	0	47
Total	14	14	10	21	12	18	13	0	0	0	0	0	0	0	0	0	102

Enrolment By Grade and Gender

Gender	Grade														Total
	K	1	2	3	4	5	6	7	8	9	10	11	12	4th	
Male	10	7	6	11	7	10	4	0	0	0	0	0	0	0	55
Female	4	7	4	10	5	8	9	0	0	0	0	0	0	0	47
Total	14	14	10	21	12	18	13	0	0	0	0	0	0	0	102

Enrolment By Grade

For 070 - St. Gerard's Elementary, Corner Brook



* Data from the 2011-2012 AGR(Enrolment/Age as of the last day in Sept./Dec.)

** Newfoundland Statistics Classification System

*** May include itinerant teachers

District 2 - Western

#072 - Holy Cross All Grade School, Daniel's Harbour

Classification: Rural
Offers Distance Education: Yes

Grades: K-12

Number of Grades: 13

[School FTE PTR : 5.7](#)

[District FTE PTR : 10.5](#)

[Provincial FTE PTR : 11.9](#)

[FTE Teachers](#) *** : 5.8

Enrolment By Age and Gender

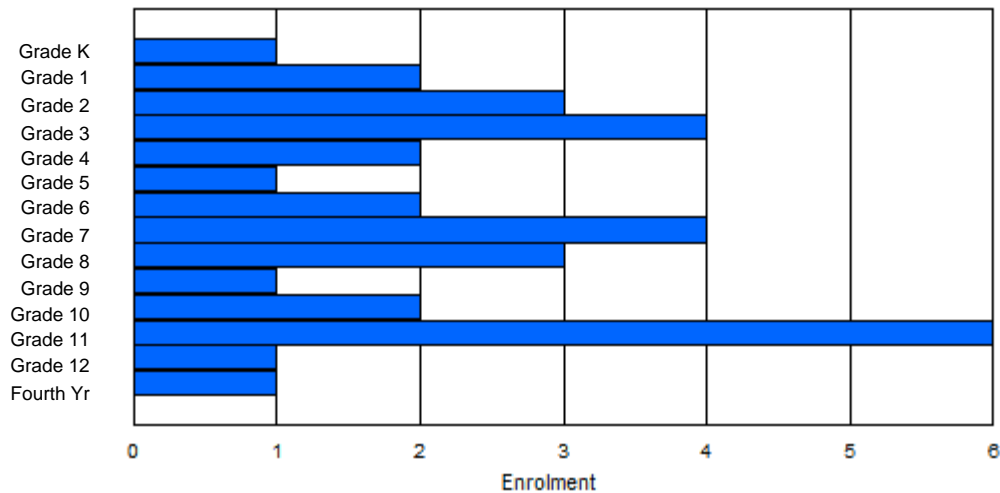
Gender	Age																	Total
	5	6	7	8	9	10	11	12	13	14	15	16	17	18	19	20>		
Male	1	2	3	2	1	0	1	2	1	0	2	3	2	0	0	0	20	
Female	0	0	0	2	1	1	1	2	2	0	1	2	0	1	0	0	13	
Total	1	2	3	4	2	1	2	4	3	0	3	5	2	1	0	0	33	

Enrolment By Grade and Gender

Gender	K	Grade													Total
		1	2	3	4	5	6	7	8	9	10	11	12	4th	
Male	1	2	3	2	1	0	1	2	1	1	1	4	1	0	20
Female	0	0	0	2	1	1	1	2	2	0	1	2	0	1	13
Total	1	2	3	4	2	1	2	4	3	1	2	6	1	1	33

Enrolment By Grade

For 072 - Holy Cross All Grade School, Daniel's Harbour



* Data from the 2011-2012 AGR(Enrolment/Age as of the last day in Sept./Dec.)

** Newfoundland Statistics Classification System

*** May include itinerant teachers

District 2 - Western

#075 - Hampden Academy, Hampden

Classification: Rural
Offers Distance Education: Yes

Grades: K-12

Number of Grades: 13

[School FTE PTR : 7.1](#)

[District FTE PTR : 10.5](#)

[Provincial FTE PTR : 11.9](#)

[FTE Teachers](#) *** : 9.5

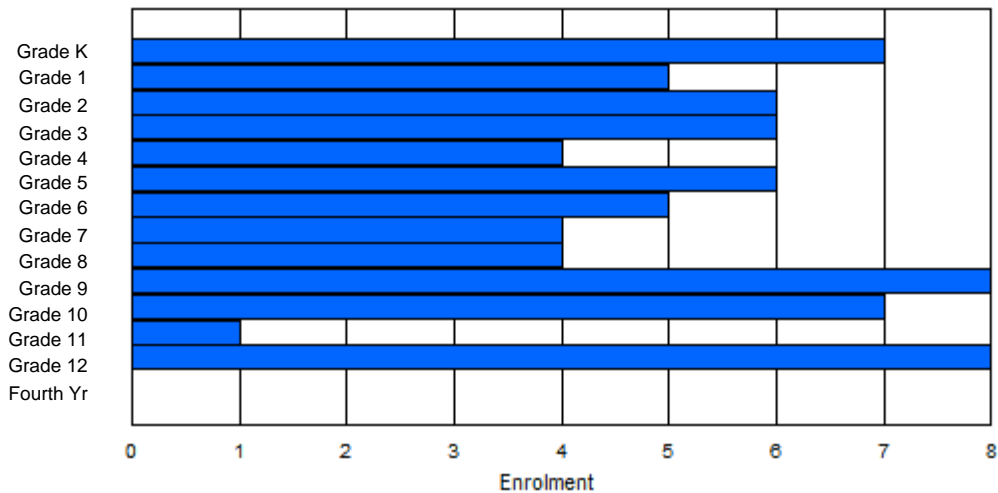
Enrolment By Age and Gender

Gender	Age																	Total
	5	6	7	8	9	10	11	12	13	14	15	16	17	18	19	20>		
Male	2	1	3	5	1	2	3	2	1	3	5	2	5	0	0	0	35	
Female	5	4	3	1	3	4	2	2	3	5	1	0	3	0	0	0	36	
Total	7	5	6	6	4	6	5	4	4	8	6	2	8	0	0	0	71	

Enrolment By Grade and Gender

Gender	K	Grade													Total
		1	2	3	4	5	6	7	8	9	10	11	12	4th	
Male	2	1	3	5	1	2	3	2	1	3	6	1	5	0	35
Female	5	4	3	1	3	4	2	2	3	5	1	0	3	0	36
Total	7	5	6	6	4	6	5	4	4	8	7	1	8	0	71

Enrolment By Grade
For 075 - Hampden Academy, Hampden



* Data from the 2011-2012 AGR(Enrolment/Age as of the last day in Sept./Dec.)

** Newfoundland Statistics Classification System

*** May include itinerant teachers

District 2 - Western

#079 - St. James All Grade, Lark Harbour

Classification: Rural
Offers Distance Education: Yes

Grades: K-12

Number of Grades: 13

[School FTE PTR : 7.9](#)

[District FTE PTR : 10.5](#)

[Provincial FTE PTR : 11.9](#)

[FTE Teachers](#) *** : 15.5

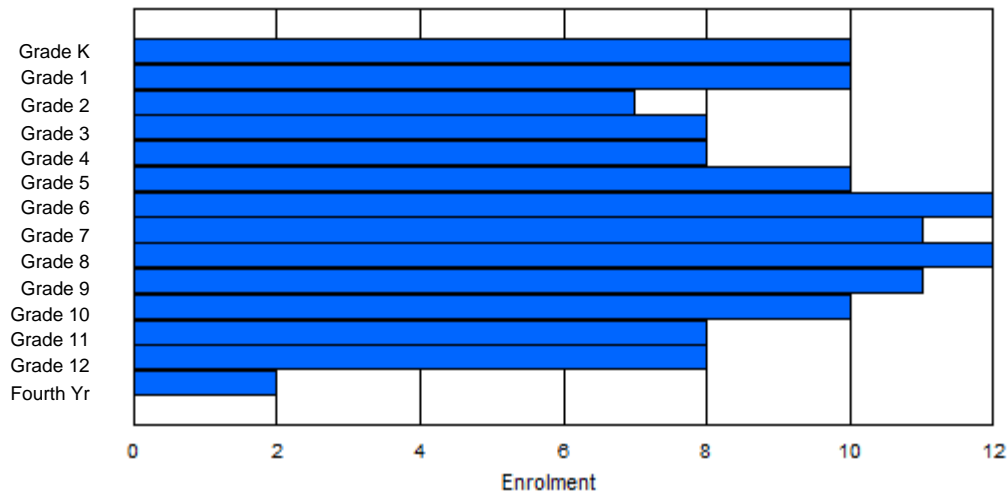
Enrolment By Age and Gender

Gender	Age																Total
	5	6	7	8	9	10	11	12	13	14	15	16	17	18	19	20>	
Male	3	5	4	4	3	4	10	4	6	5	6	3	4	0	1	0	62
Female	7	5	3	4	5	6	2	7	6	6	4	5	5	0	0	0	65
Total	10	10	7	8	8	10	12	11	12	11	10	8	9	0	1	0	127

Enrolment By Grade and Gender

Gender	Grade														Total
	K	1	2	3	4	5	6	7	8	9	10	11	12	4th	
Male	3	5	4	4	3	4	10	4	6	5	6	3	3	2	62
Female	7	5	3	4	5	6	2	7	6	6	4	5	5	0	65
Total	10	10	7	8	8	10	12	11	12	11	10	8	8	2	127

Enrolment By Grade
For 079 - St. James All Grade, Lark Harbour



* Data from the 2011-2012 AGR(Enrolment/Age as of the last day in Sept./Dec.)

** Newfoundland Statistics Classification System

*** May include itinerant teachers

District 2 - Western

#080 - Templeton Academy, Meadows

Classification: Urban
Offers Distance Education: Yes

Grades: K-12

Number of Grades: 13

[School FTE PTR : 12.9](#)

[District FTE PTR : 10.5](#)

[Provincial FTE PTR : 11.9](#)

[FTE Teachers](#) *** : 37.8

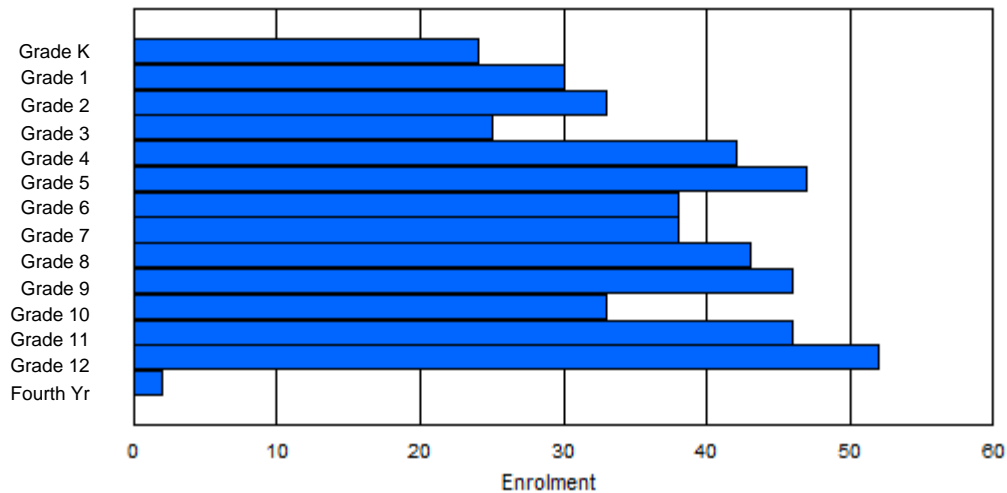
Enrolment By Age and Gender

Gender	Age																Total
	5	6	7	8	9	10	11	12	13	14	15	16	17	18	19	20>	
Male	14	15	21	9	18	28	17	19	21	27	15	25	27	5	1	0	262
Female	11	14	12	16	23	20	21	18	21	19	16	20	21	4	0	1	237
Total	25	29	33	25	41	48	38	37	42	46	31	45	48	9	1	1	499

Enrolment By Grade and Gender

Gender	Grade														Total
	K	1	2	3	4	5	6	7	8	9	10	11	12	4th	
Male	14	15	21	9	19	27	17	20	21	26	17	24	31	1	262
Female	10	15	12	16	23	20	21	18	22	20	16	22	21	1	237
Total	24	30	33	25	42	47	38	38	43	46	33	46	52	2	499

Enrolment By Grade
For 080 - Templeton Academy, Meadows



* Data from the 2011-2012 AGR(Enrolment/Age as of the last day in Sept./Dec.)

** Newfoundland Statistics Classification System

*** May include itinerant teachers

District 2 - Western

#082 - Pasadena Elementary School, Pasadena

Grades: K-6

Number of Grades: 7

[FTE Teachers](#) *** : 18.5

Classification: Rural

Offers Distance Education: No

[School FTE PTR : 12.0](#)

[District FTE PTR : 10.5](#)

[Provincial FTE PTR : 11.9](#)

Enrolment By Age and Gender

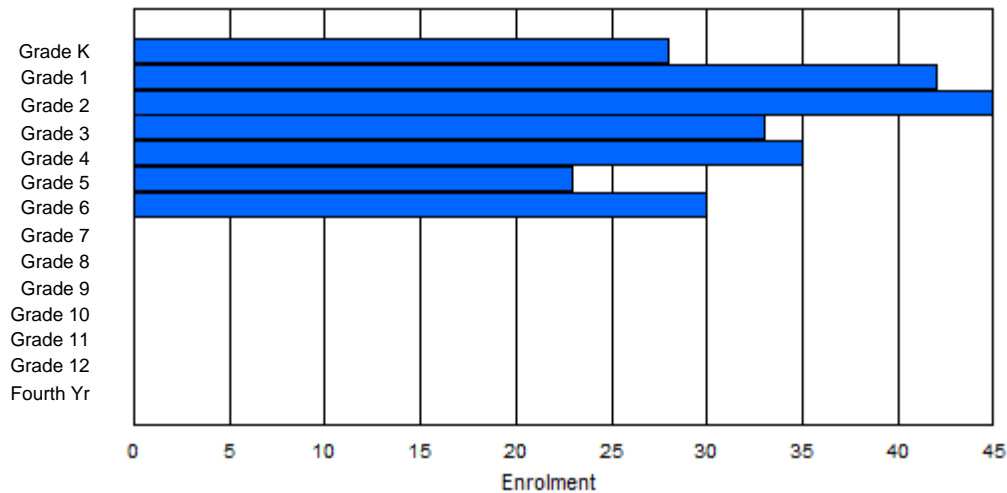
Gender	Age																Total
	5	6	7	8	9	10	11	12	13	14	15	16	17	18	19	20>	
Male	12	22	24	12	17	13	18	1	0	0	0	0	0	0	0	0	119
Female	14	22	21	21	17	10	12	0	0	0	0	0	0	0	0	0	117
Total	26	44	45	33	34	23	30	1	0	0	0	0	0	0	0	0	236

Enrolment By Grade and Gender

Gender	Grade														Total
	K	1	2	3	4	5	6	7	8	9	10	11	12	4th	
Male	13	21	24	12	18	13	18	0	0	0	0	0	0	0	119
Female	15	21	21	21	17	10	12	0	0	0	0	0	0	0	117
Total	28	42	45	33	35	23	30	0	0	0	0	0	0	0	236

Enrolment By Grade

For 082 - Pasadena Elementary School, Pasadena



* Data from the 2011-2012 AGR(Enrolment/Age as of the last day in Sept./Dec.)

** Newfoundland Statistics Classification System

*** May include itinerant teachers

District 2 - Western

#083 - Pasadena Academy, Pasadena

Classification: Rural
Offers Distance Education: Yes

Grades: 7-12

Number of Grades: 6

[School FTE PTR : 13.5](#)

[District FTE PTR : 10.5](#)

[FTE Teachers](#) *** : 17.8

[Provincial FTE PTR : 11.9](#)

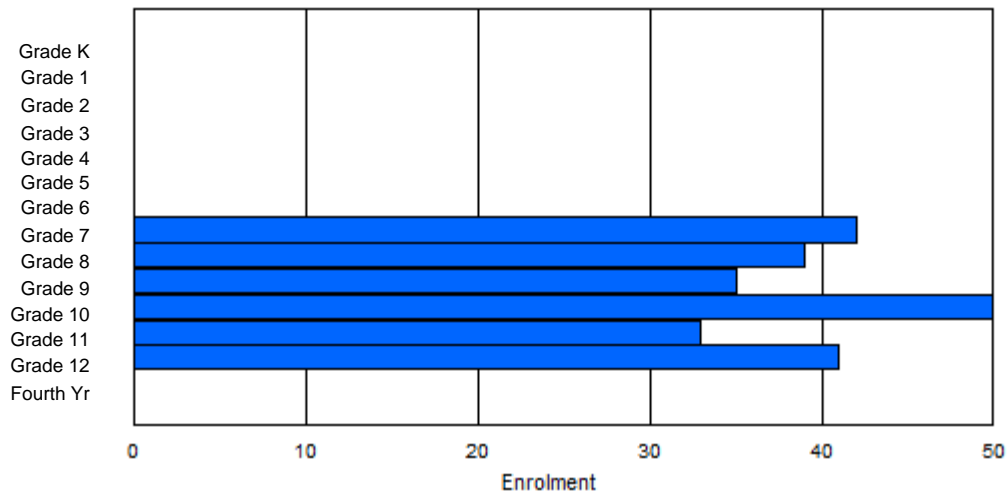
Enrolment By Age and Gender

Gender	Age																Total
	5	6	7	8	9	10	11	12	13	14	15	16	17	18	19	20>	
Male	0	0	0	0	0	0	0	20	18	18	26	11	19	3	0	0	115
Female	0	0	0	0	0	0	0	22	20	19	20	24	20	0	0	0	125
Total	0	0	0	0	0	0	0	42	38	37	46	35	39	3	0	0	240

Enrolment By Grade and Gender

Gender	Grade														Total
	K	1	2	3	4	5	6	7	8	9	10	11	12	4th	
Male	0	0	0	0	0	0	0	20	18	17	29	10	21	0	115
Female	0	0	0	0	0	0	0	22	21	18	21	23	20	0	125
Total	0	0	0	0	0	0	0	42	39	35	50	33	41	0	240

Enrolment By Grade
For 083 - Pasadena Academy, Pasadena



* Data from the 2011-2012 AGR(Enrolment/Age as of the last day in Sept./Dec.)

** Newfoundland Statistics Classification System

*** May include itinerant teachers

District 2 - Western

#086 - Gros Morne Academy, Rocky Harbour

Classification: Rural
Offers Distance Education: Yes

Grades: K-12

Number of Grades: 13

[School FTE PTR : 10.6](#)

[District FTE PTR : 10.5](#)

[Provincial FTE PTR : 11.9](#)

[FTE Teachers](#) *** : 21.8

Enrolment By Age and Gender

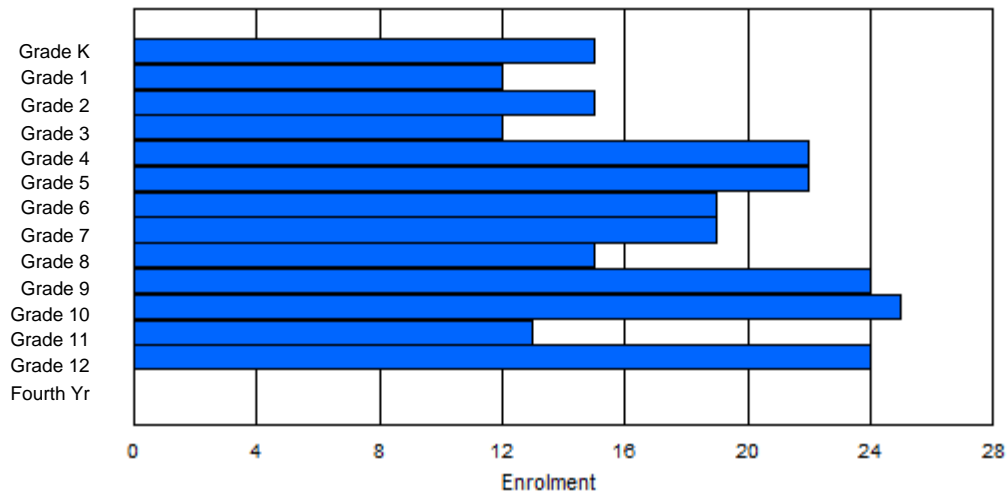
Gender	Age																Total
	5	6	7	8	9	10	11	12	13	14	15	16	17	18	19	20>	
Male	7	9	9	5	11	9	8	7	5	16	15	4	11	2	0	0	118
Female	8	3	6	7	11	11	13	12	9	9	10	9	11	0	0	0	119
Total	15	12	15	12	22	20	21	19	14	25	25	13	22	2	0	0	237

Enrolment By Grade and Gender

Gender	Grade														Total
	K	1	2	3	4	5	6	7	8	9	10	11	12	4th	
Male	7	9	9	5	11	11	6	7	6	15	15	4	13	0	118
Female	8	3	6	7	11	11	13	12	9	9	10	9	11	0	119
Total	15	12	15	12	22	22	19	19	15	24	25	13	24	0	237

Enrolment By Grade

For 086 - Gros Morne Academy, Rocky Harbour



* Data from the 2011-2012 AGR(Enrolment/Age as of the last day in Sept./Dec.)

** Newfoundland Statistics Classification System

*** May include itinerant teachers

District 2 - Western

#088 - Main River Academy, Pollard's Point

Classification: Rural
Offers Distance Education: Yes

Grades: K-12

Number of Grades: 13

[School FTE PTR : 6.6](#)

[District FTE PTR : 10.5](#)

[FTE Teachers](#) *** : 11.5

[Provincial FTE PTR : 11.9](#)

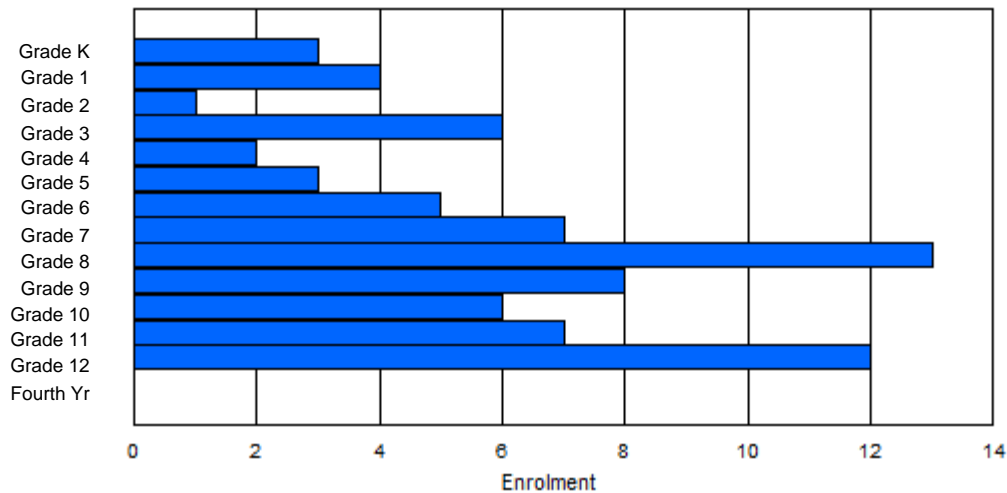
Enrolment By Age and Gender

Gender	Age																	Total
	5	6	7	8	9	10	11	12	13	14	15	16	17	18	19	20>		
Male	1	3	1	2	1	1	3	5	1	5	2	1	5	0	0	0	31	
Female	2	1	0	3	2	2	2	2	11	4	4	6	7	0	0	0	46	
Total	3	4	1	5	3	3	5	7	12	9	6	7	12	0	0	0	77	

Enrolment By Grade and Gender

Gender	K	Grade													Total
		1	2	3	4	5	6	7	8	9	10	11	12	4th	
Male	1	3	1	2	1	1	3	5	2	4	2	1	5	0	31
Female	2	1	0	4	1	2	2	2	11	4	4	6	7	0	46
Total	3	4	1	6	2	3	5	7	13	8	6	7	12	0	77

Enrolment By Grade
For 088 - Main River Academy, Pollard's Point



* Data from the 2011-2012 AGR(Enrolment/Age as of the last day in Sept./Dec.)

** Newfoundland Statistics Classification System

*** May include itinerant teachers

District 2 - Western

#089 - Jakeman All Grade, Trout River

Classification: Rural
Offers Distance Education: Yes

Grades: K-12

Number of Grades: 13

[School FTE PTR : 7.2](#)

[District FTE PTR : 10.5](#)

[Provincial FTE PTR : 11.9](#)

[FTE Teachers](#) *** : 11.0

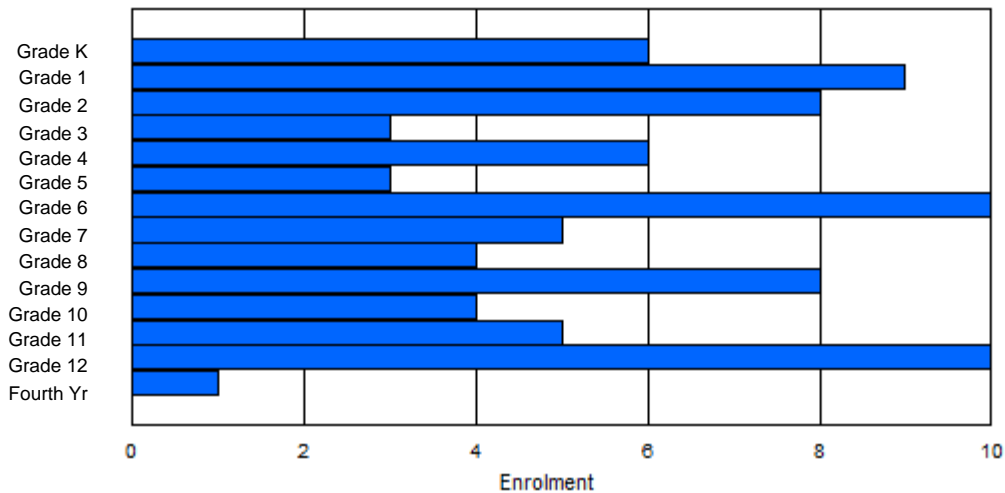
Enrolment By Age and Gender

Gender	Age																	Total
	5	6	7	8	9	10	11	12	13	14	15	16	17	18	19	20>		
Male	3	5	4	1	4	1	6	2	2	4	2	2	4	1	0	0	41	
Female	3	4	4	2	2	2	4	3	2	4	2	3	4	2	0	0	41	
Total	6	9	8	3	6	3	10	5	4	8	4	5	8	3	0	0	82	

Enrolment By Grade and Gender

Gender	Grade															Total
	K	1	2	3	4	5	6	7	8	9	10	11	12	4th		
Male	3	5	4	1	4	1	6	2	2	4	2	2	5	0	41	
Female	3	4	4	2	2	2	4	3	2	4	2	3	5	1	41	
Total	6	9	8	3	6	3	10	5	4	8	4	5	10	1	82	

Enrolment By Grade
For 089 - Jakeman All Grade, Trout River



* Data from the 2011-2012 AGR(Enrolment/Age as of the last day in Sept./Dec.)

** Newfoundland Statistics Classification System

*** May include itinerant teachers

District 2 - Western

#091 - Burgeo Academy, Burgeo

Classification: Rural
Offers Distance Education: Yes

Grades: K-12

Number of Grades: 13

[School FTE PTR : 8.0](#)

[District FTE PTR : 10.5](#)

[Provincial FTE PTR : 11.9](#)

[FTE Teachers](#) *** : 16.0

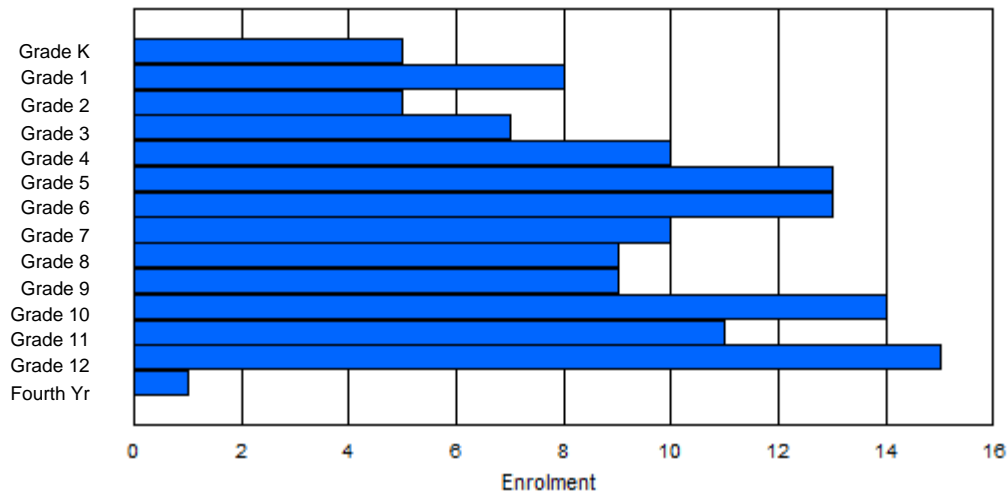
Enrolment By Age and Gender

Gender	Age																	Total
	5	6	7	8	9	10	11	12	13	14	15	16	17	18	19	20>		
Male	3	6	3	2	3	6	3	6	8	3	8	9	8	0	0	0	68	
Female	2	2	2	5	7	8	9	3	2	6	6	1	8	1	0	0	62	
Total	5	8	5	7	10	14	12	9	10	9	14	10	16	1	0	0	130	

Enrolment By Grade and Gender

Gender	Grade															Total
	K	1	2	3	4	5	6	7	8	9	10	11	12	4th		
Male	3	6	3	2	3	5	4	7	7	3	8	10	7	0	68	
Female	2	2	2	5	7	8	9	3	2	6	6	1	8	1	62	
Total	5	8	5	7	10	13	13	10	9	9	14	11	15	1	130	

Enrolment By Grade
For 091 - Burgeo Academy, Burgeo



* Data from the 2011-2012 AGR(Enrolment/Age as of the last day in Sept./Dec.)

** Newfoundland Statistics Classification System

*** May include itinerant teachers

District 2 - Western

#092 - Grandy's River Collegiate, Burnt Islands

Classification: Rural
Offers Distance Education: Yes

Grades: K-12 Number of Grades: 13

[School FTE PTR : 6.5](#)
[District FTE PTR : 10.5](#)
[Provincial FTE PTR : 11.9](#)

[FTE Teachers](#) *** : 18.0

Enrolment By Age and Gender

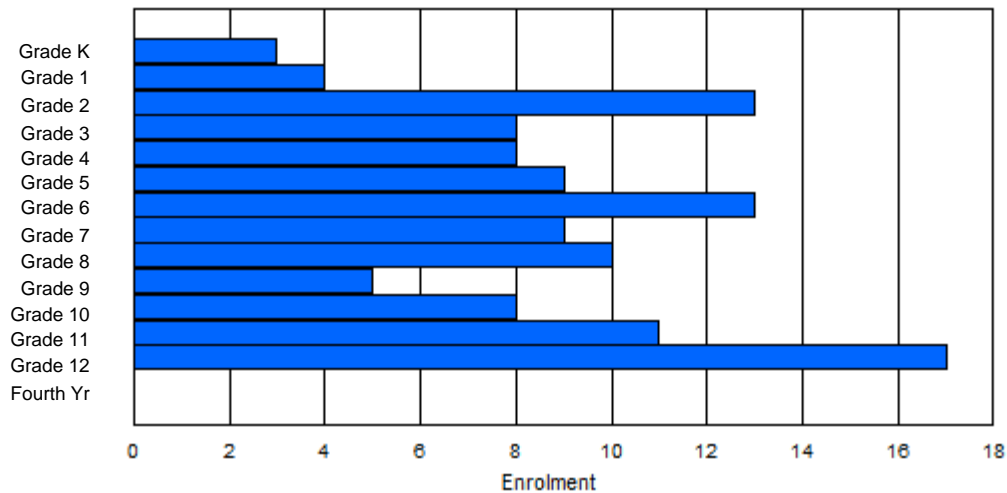
Gender	Age																	Total
	5	6	7	8	9	10	11	12	13	14	15	16	17	18	19	20>		
Male	1	2	5	3	5	6	7	4	3	3	6	7	9	0	0	0	61	
Female	2	2	8	5	3	3	6	5	7	1	3	4	8	0	0	0	57	
Total	3	4	13	8	8	9	13	9	10	4	9	11	17	0	0	0	118	

Enrolment By Grade and Gender

Gender	Grade															Total
	K	1	2	3	4	5	6	7	8	9	10	11	12	4th		
Male	1	2	5	3	5	6	7	4	3	4	5	7	9	0	61	
Female	2	2	8	5	3	3	6	5	7	1	3	4	8	0	57	
Total	3	4	13	8	8	9	13	9	10	5	8	11	17	0	118	

Enrolment By Grade

For 092 - Grandy's River Collegiate, Burnt Islands



* Data from the 2011-2012 AGR(Enrolment/Age as of the last day in Sept./Dec.)

** Newfoundland Statistics Classification System

*** May include itinerant teachers

District 2 - Western

#096 - Our Lady of the Cape School, Cape St. George

Classification: Rural
Offers Distance Education: No

Grades: K-8 Number of Grades: 9

[School FTE PTR : 7.3](#)
[District FTE PTR : 10.5](#)
[Provincial FTE PTR : 11.9](#)

[FTE Teachers](#) *** : 8.5

Enrolment By Age and Gender

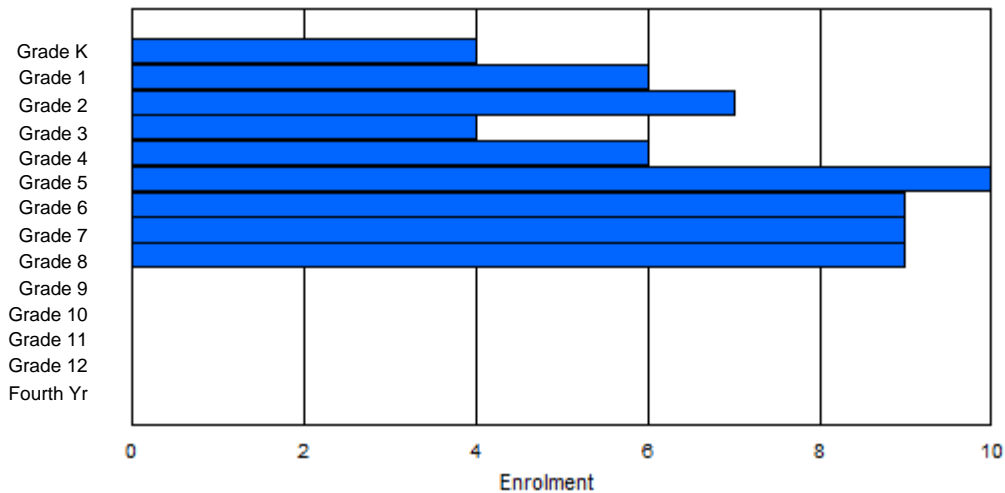
Gender	Age																	Total
	5	6	7	8	9	10	11	12	13	14	15	16	17	18	19	20>		
Male	4	5	2	1	1	5	3	3	2	1	0	0	0	0	0	0	27	
Female	0	1	5	3	4	6	6	5	7	0	0	0	0	0	0	0	37	
Total	4	6	7	4	5	11	9	8	9	1	0	0	0	0	0	0	64	

Enrolment By Grade and Gender

Gender	K	Grade													Total
		1	2	3	4	5	6	7	8	9	10	11	12	4th	
Male	4	5	2	1	2	4	3	3	3	0	0	0	0	0	27
Female	0	1	5	3	4	6	6	6	6	0	0	0	0	0	37
Total	4	6	7	4	6	10	9	9	9	0	0	0	0	0	64

Enrolment By Grade

For 096 - Our Lady of the Cape School, Cape St. George



* Data from the 2011-2012 AGR(Enrolment/Age as of the last day in Sept./Dec.)

** Newfoundland Statistics Classification System

*** May include itinerant teachers

District 2 - Western

#097 - St. James' Elementary, Channel-Port Aux Basques

Classification: Rural
Offers Distance Education: No

Grades: K-6 Number of Grades: 7

[School FTE PTR : 12.8](#)
[District FTE PTR : 10.5](#)
[Provincial FTE PTR : 11.9](#)

[FTE Teachers](#) *** : 24.8

Enrolment By Age and Gender

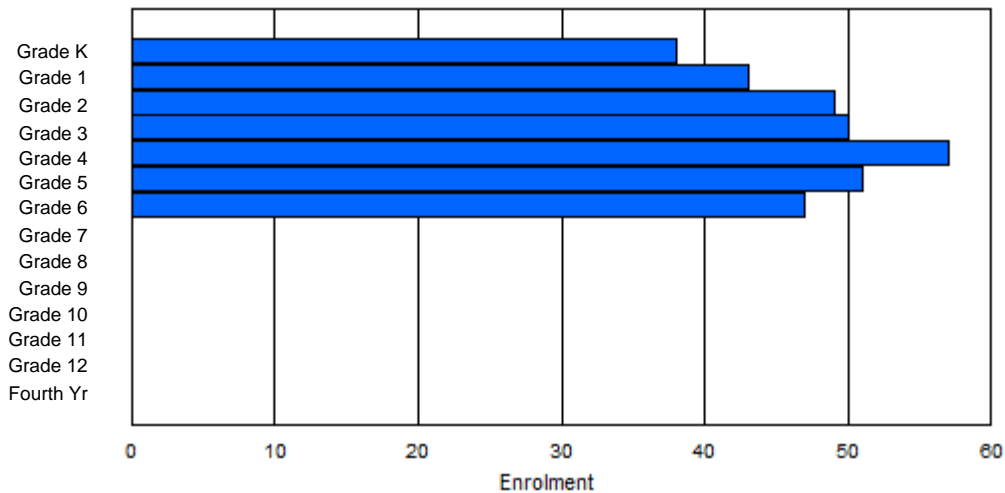
Gender	Age																Total
	5	6	7	8	9	10	11	12	13	14	15	16	17	18	19	20>	
Male	15	19	26	26	31	27	20	1	0	0	0	0	0	0	0	0	165
Female	23	23	24	23	27	24	26	0	0	0	0	0	0	0	0	0	170
Total	38	42	50	49	58	51	46	1	0	0	0	0	0	0	0	0	335

Enrolment By Grade and Gender

Gender	Grade														Total
	K	1	2	3	4	5	6	7	8	9	10	11	12	4th	
Male	15	20	25	26	31	27	21	0	0	0	0	0	0	0	165
Female	23	23	24	24	26	24	26	0	0	0	0	0	0	0	170
Total	38	43	49	50	57	51	47	0	0	0	0	0	0	0	335

Enrolment By Grade

For 097 - St. James' Elementary, Channel-Port Aux Basques



* Data from the 2011-2012 AGR(Enrolment/Age as of the last day in Sept./Dec.)

** Newfoundland Statistics Classification System

*** May include itinerant teachers

District 2 - Western

#099 - St. James' Regional High School, Channel-Port Aux Basques

Classification: Rural
Offers Distance Education: No

Grades: 7-12

Number of Grades: 6

[School FTE PTR : 13.6](#)

[District FTE PTR : 10.5](#)

[Provincial FTE PTR : 11.9](#)

[FTE Teachers](#) *** : 23.8

Enrolment By Age and Gender

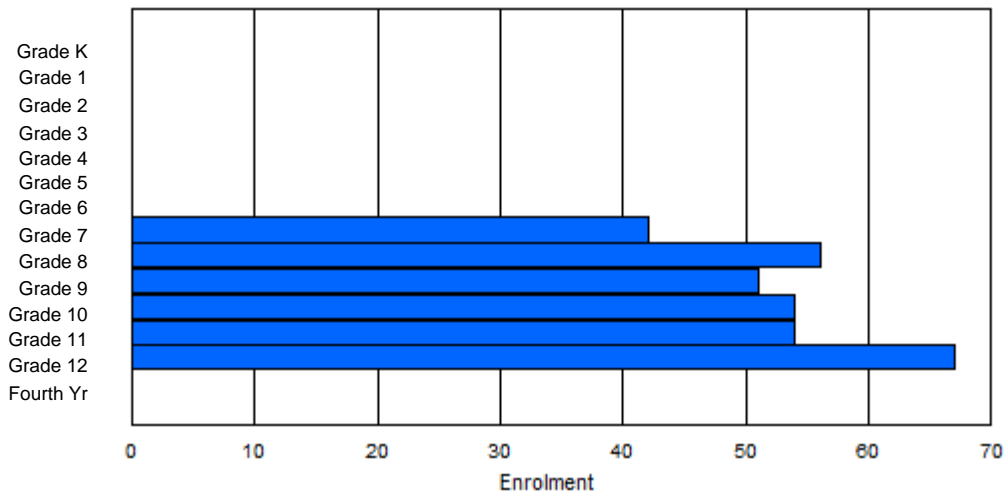
Gender	Age																Total
	5	6	7	8	9	10	11	12	13	14	15	16	17	18	19	20>	
Male	0	0	0	0	0	0	0	18	30	23	30	27	35	3	0	0	166
Female	0	0	0	0	0	0	0	24	24	26	22	25	34	2	0	1	158
Total	0	0	0	0	0	0	0	42	54	49	52	52	69	5	0	1	324

Enrolment By Grade and Gender

Gender	Grade														Total
	K	1	2	3	4	5	6	7	8	9	10	11	12	4th	
Male	0	0	0	0	0	0	0	18	30	27	32	27	32	0	166
Female	0	0	0	0	0	0	0	24	26	24	22	27	35	0	158
Total	0	0	0	0	0	0	0	42	56	51	54	54	67	0	324

Enrolment By Grade

For 099 - St. James' Regional High School, Channel-Port Aux Basques



* Data from the 2011-2012 AGR(Enrolment/Age as of the last day in Sept./Dec.)

** Newfoundland Statistics Classification System

*** May include itinerant teachers

District 2 - Western

#102 - All Saints All-Grade, Grey River

Classification: Rural
Offers Distance Education: Yes

Grades: K-11,7-9,12 Number of Grades: 6

[School FTE PTR : 6.8](#)
[District FTE PTR : 10.5](#)
[Provincial FTE PTR : 11.9](#)

[FTE Teachers](#) *** : 2.0

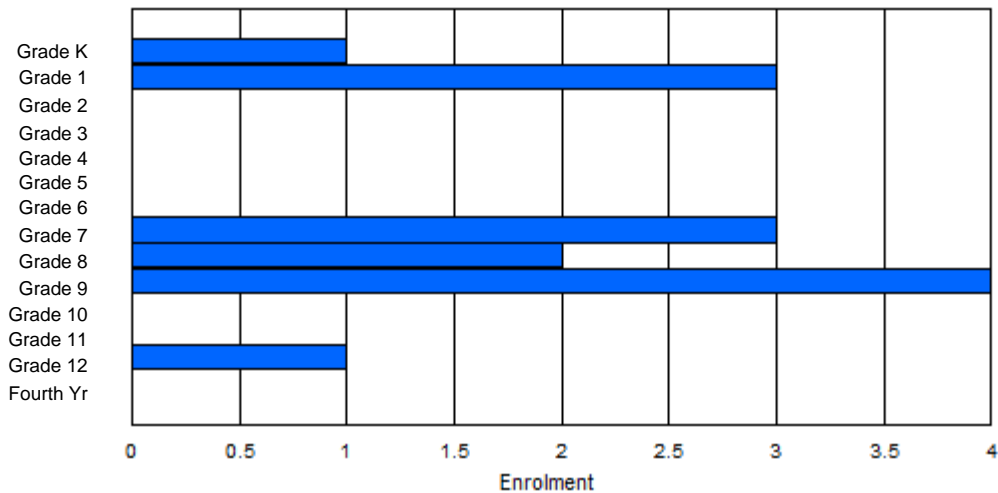
Enrolment By Age and Gender

Gender	Age																	Total
	5	6	7	8	9	10	11	12	13	14	15	16	17	18	19	20>		
Male	1	2	0	0	0	0	0	2	1	2	0	0	1	0	0	0	9	
Female	0	1	0	0	0	0	0	1	1	2	0	0	0	0	0	0	5	
Total	1	3	0	0	0	0	0	3	2	4	0	0	1	0	0	0	14	

Enrolment By Grade and Gender

Gender	K	Grade													Total
		1	2	3	4	5	6	7	8	9	10	11	12	4th	
Male	1	2	0	0	0	0	0	2	1	2	0	0	1	0	9
Female	0	1	0	0	0	0	0	1	1	2	0	0	0	0	5
Total	1	3	0	0	0	0	0	3	2	4	0	0	1	0	14

Enrolment By Grade
For 102 - All Saints All-Grade, Grey River



* Data from the 2011-2012 AGR(Enrolment/Age as of the last day in Sept./Dec.)

** Newfoundland Statistics Classification System

*** May include itinerant teachers

District 2 - Western

#103 - LeGallais Memorial, Isle aux Morts

Classification: Rural
Offers Distance Education: No

Grades: K-9 Number of Grades: 10

[School FTE PTR : 11.2](#)
[District FTE PTR : 10.5](#)
[Provincial FTE PTR : 11.9](#)

[FTE Teachers](#) *** : 6.0

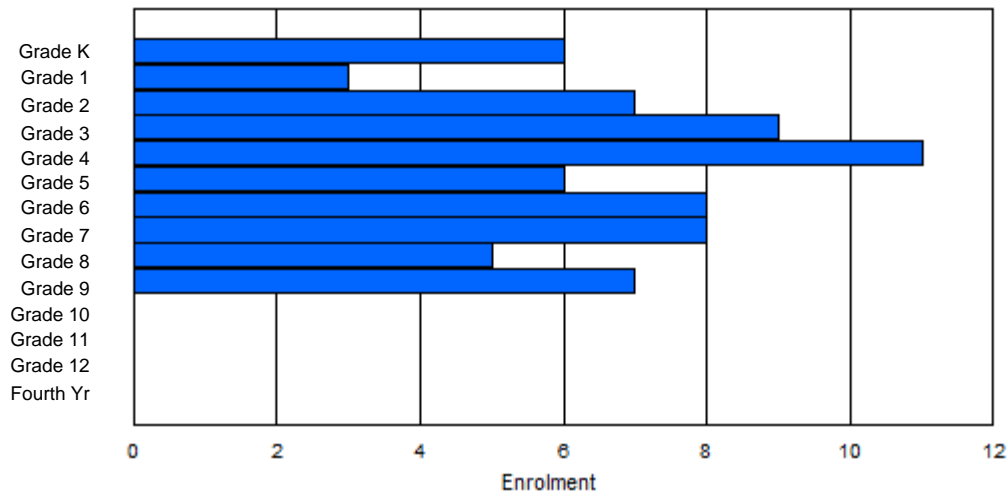
Enrolment By Age and Gender

Gender	Age																Total
	5	6	7	8	9	10	11	12	13	14	15	16	17	18	19	20>	
Male	2	2	4	6	4	5	4	3	1	5	0	0	0	0	0	0	36
Female	4	1	3	3	6	2	4	5	3	3	0	0	0	0	0	0	34
Total	6	3	7	9	10	7	8	8	4	8	0	0	0	0	0	0	70

Enrolment By Grade and Gender

Gender	K	Grade													Total
		1	2	3	4	5	6	7	8	9	10	11	12	4th	
Male	2	2	4	6	5	4	4	3	1	5	0	0	0	0	36
Female	4	1	3	3	6	2	4	5	4	2	0	0	0	0	34
Total	6	3	7	9	11	6	8	8	5	7	0	0	0	0	70

Enrolment By Grade
For 103 - LeGallais Memorial, Isle aux Morts



* Data from the 2011-2012 AGR(Enrolment/Age as of the last day in Sept./Dec.)

** Newfoundland Statistics Classification System

*** May include itinerant teachers

District 2 - Western

#104 - Douglas Academy, La Poile

Classification: Rural
Offers Distance Education: No

Grades: 1,7,9

Number of Grades: 3

[School FTE PTR : 7.0](#)

[District FTE PTR : 10.5](#)

[Provincial FTE PTR : 11.9](#)

[FTE Teachers](#) *** : 1.0

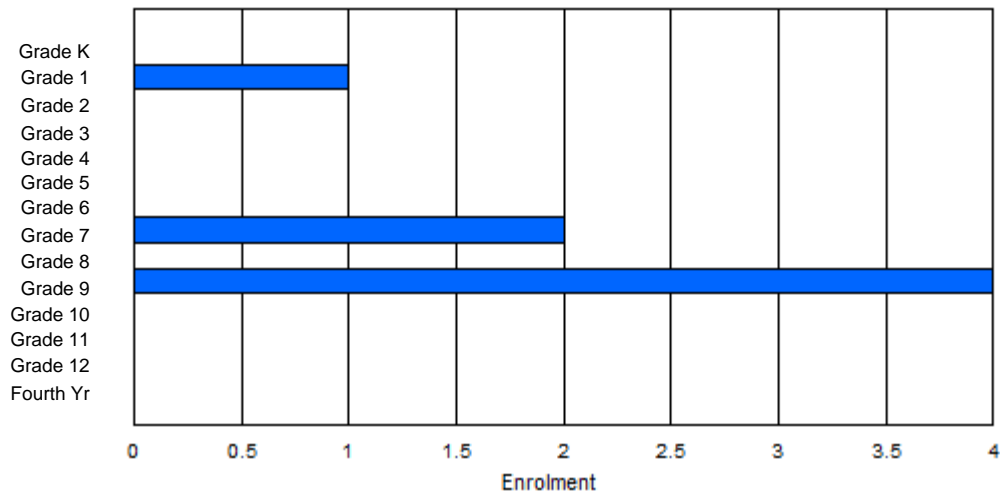
Enrolment By Age and Gender

Gender	Age																Total
	5	6	7	8	9	10	11	12	13	14	15	16	17	18	19	20>	
Male	0	1	0	0	0	0	0	2	0	1	0	0	0	0	0	0	4
Female	0	0	0	0	0	0	0	0	0	3	0	0	0	0	0	0	3
Total	0	1	0	0	0	0	0	2	0	4	0	0	0	0	0	0	7

Enrolment By Grade and Gender

Gender	K	Grade													Total
		1	2	3	4	5	6	7	8	9	10	11	12	4th	
Male	0	1	0	0	0	0	0	2	0	1	0	0	0	0	4
Female	0	0	0	0	0	0	0	0	0	3	0	0	0	0	3
Total	0	1	0	0	0	0	0	2	0	4	0	0	0	0	7

Enrolment By Grade
For 104 - Douglas Academy, La Poile



* Data from the 2011-2012 AGR(Enrolment/Age as of the last day in Sept./Dec.)

** Newfoundland Statistics Classification System

*** May include itinerant teachers

District 2 - Western

#106 - Lourdes Elementary, Lourdes

Classification: Rural
Offers Distance Education: No

Grades: K-8 Number of Grades: 9

[School FTE PTR : 11.0](#)
[District FTE PTR : 10.5](#)
[Provincial FTE PTR : 11.9](#)

[FTE Teachers](#) *** : 15.0

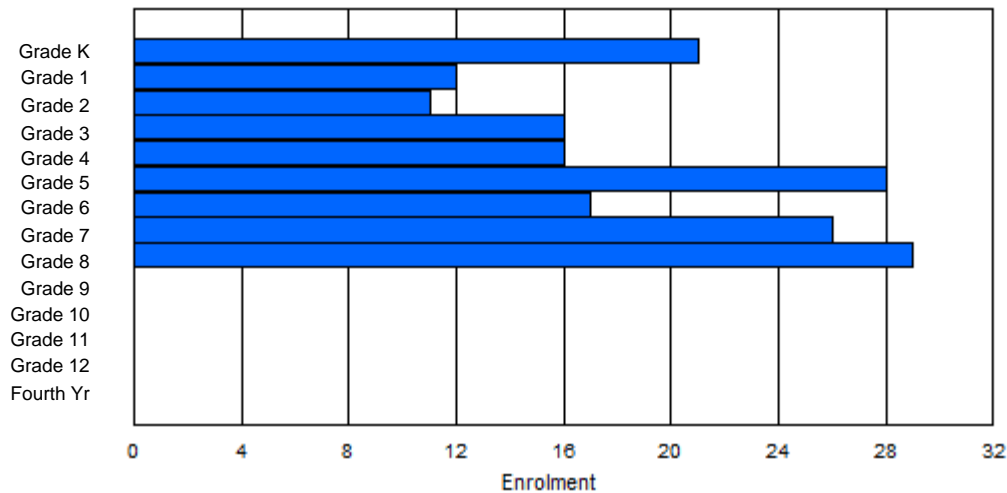
Enrolment By Age and Gender

Gender	Age																Total
	5	6	7	8	9	10	11	12	13	14	15	16	17	18	19	20>	
Male	14	8	7	5	7	21	11	10	16	1	0	0	0	0	0	0	100
Female	7	4	4	11	8	8	6	16	12	0	0	0	0	0	0	0	76
Total	21	12	11	16	15	29	17	26	28	1	0	0	0	0	0	0	176

Enrolment By Grade and Gender

Gender	K	Grade												4th	Total
		1	2	3	4	5	6	7	8	9	10	11	12		
Male	14	8	7	5	8	20	11	10	17	0	0	0	0	0	100
Female	7	4	4	11	8	8	6	16	12	0	0	0	0	0	76
Total	21	12	11	16	16	28	17	26	29	0	0	0	0	0	176

Enrolment By Grade
For 106 - Lourdes Elementary, Lourdes



* Data from the 2011-2012 AGR(Enrolment/Age as of the last day in Sept./Dec.)

** Newfoundland Statistics Classification System

*** May include itinerant teachers

District 2 - Western

#110 - Piccadilly Central High, Piccadilly

Classification: Rural
Offers Distance Education: Yes

Grades: 9-12

Number of Grades: 4

[School FTE PTR : 10.7](#)

[District FTE PTR : 10.5](#)

[Provincial FTE PTR : 11.9](#)

[FTE Teachers](#) *** : 15.8

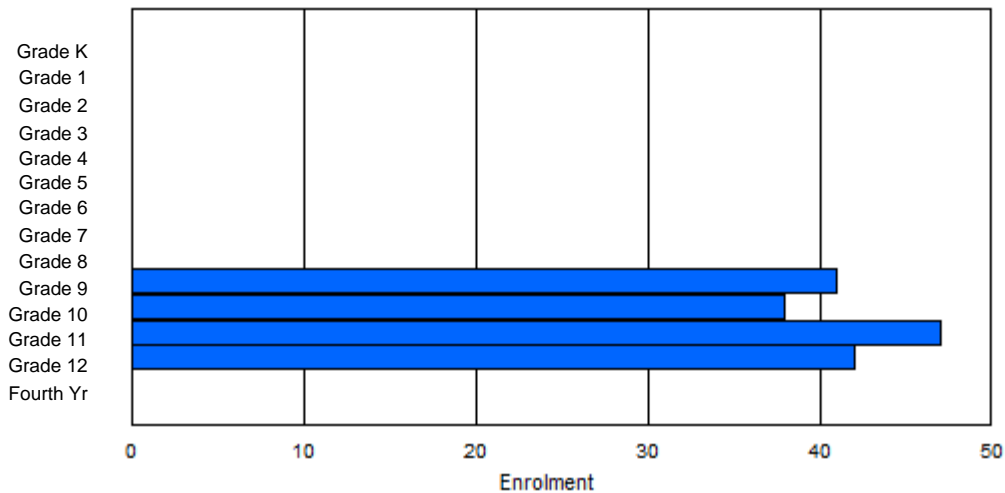
Enrolment By Age and Gender

Gender	Age																	Total
	5	6	7	8	9	10	11	12	13	14	15	16	17	18	19	20>		
Male	0	0	0	0	0	0	0	0	0	21	20	21	17	3	0	1	83	
Female	0	0	0	0	0	0	0	0	0	18	16	23	27	1	0	0	85	
Total	0	0	0	0	0	0	0	0	0	39	36	44	44	4	0	1	168	

Enrolment By Grade and Gender

Gender	Grade															Total
	K	1	2	3	4	5	6	7	8	9	10	11	12	4th		
Male	0	0	0	0	0	0	0	0	0	23	19	22	19	0	83	
Female	0	0	0	0	0	0	0	0	0	18	19	25	23	0	85	
Total	0	0	0	0	0	0	0	0	0	41	38	47	42	0	168	

Enrolment By Grade
For 110 - Piccadilly Central High, Piccadilly



* Data from the 2011-2012 AGR(Enrolment/Age as of the last day in Sept./Dec.)

** Newfoundland Statistics Classification System

*** May include itinerant teachers

District 2 - Western

#111 - St. Thomas Aquinas, Port au Port East

Grades: K-8

Number of Grades: 9

[FTE Teachers](#) *** : 11.8

Classification: Rural

Offers Distance Education: No

[School FTE PTR : 9.8](#)

[District FTE PTR : 10.5](#)

[Provincial FTE PTR : 11.9](#)

Enrolment By Age and Gender

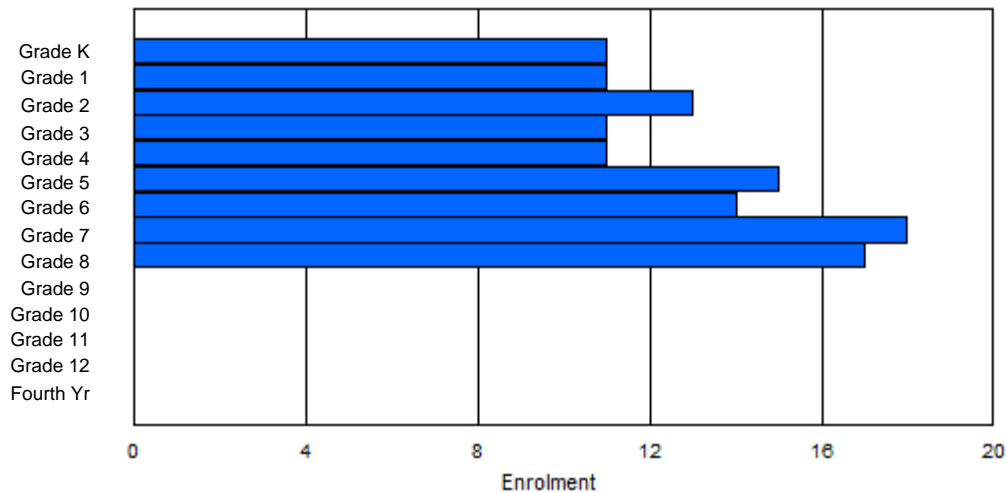
Gender	Age																Total
	5	6	7	8	9	10	11	12	13	14	15	16	17	18	19	20>	
Male	5	5	6	7	5	6	7	6	4	2	0	0	0	0	0	0	53
Female	6	6	7	4	6	9	7	12	11	0	0	0	0	0	0	0	68
Total	11	11	13	11	11	15	14	18	15	2	0	0	0	0	0	0	121

Enrolment By Grade and Gender

Gender	K	Grade												4th	Total
		1	2	3	4	5	6	7	8	9	10	11	12		
Male	5	5	6	7	5	6	7	6	6	0	0	0	0	0	53
Female	6	6	7	4	6	9	7	12	11	0	0	0	0	0	68
Total	11	11	13	11	11	15	14	18	17	0	0	0	0	0	121

Enrolment By Grade

For 111 - St. Thomas Aquinas, Port au Port East



* Data from the 2011-2012 AGR(Enrolment/Age as of the last day in Sept./Dec.)

** Newfoundland Statistics Classification System

*** May include itinerant teachers

District 2 - Western

#113 - St. Boniface All Grade, Ramea

Classification: Rural
Offers Distance Education: Yes

Grades: K-12

Number of Grades: 13

[School FTE PTR : 7.1](#)

[District FTE PTR : 10.5](#)

[Provincial FTE PTR : 11.9](#)

[FTE Teachers](#) *** : 7.0

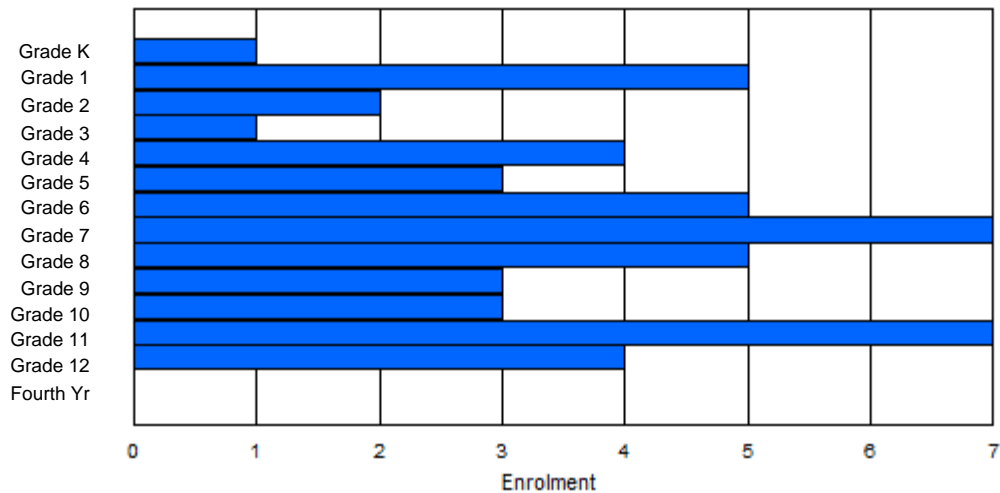
Enrolment By Age and Gender

Gender	Age																	Total
	5	6	7	8	9	10	11	12	13	14	15	16	17	18	19	20>		
Male	1	3	2	0	2	1	2	2	2	2	1	1	1	0	0	0	20	
Female	0	2	0	1	2	2	3	5	3	1	2	6	3	0	0	0	30	
Total	1	5	2	1	4	3	5	7	5	3	3	7	4	0	0	0	50	

Enrolment By Grade and Gender

Gender	K	Grade													Total
		1	2	3	4	5	6	7	8	9	10	11	12	4th	
Male	1	3	2	0	2	1	2	2	2	2	1	1	1	0	20
Female	0	2	0	1	2	2	3	5	3	1	2	6	3	0	30
Total	1	5	2	1	4	3	5	7	5	3	3	7	4	0	50

Enrolment By Grade
For 113 - St. Boniface All Grade, Ramea



* Data from the 2011-2012 AGR(Enrolment/Age as of the last day in Sept./Dec.)

** Newfoundland Statistics Classification System

*** May include itinerant teachers

District 2 - Western

#115 - Our Lady of Mercy Elementary, St. George's

Grades: K-8

Number of Grades: 9

[FTE Teachers](#) *** : 13.8

Classification: Rural

Offers Distance Education: No

[School FTE PTR : 9.2](#)

[District FTE PTR : 10.5](#)

[Provincial FTE PTR : 11.9](#)

Enrolment By Age and Gender

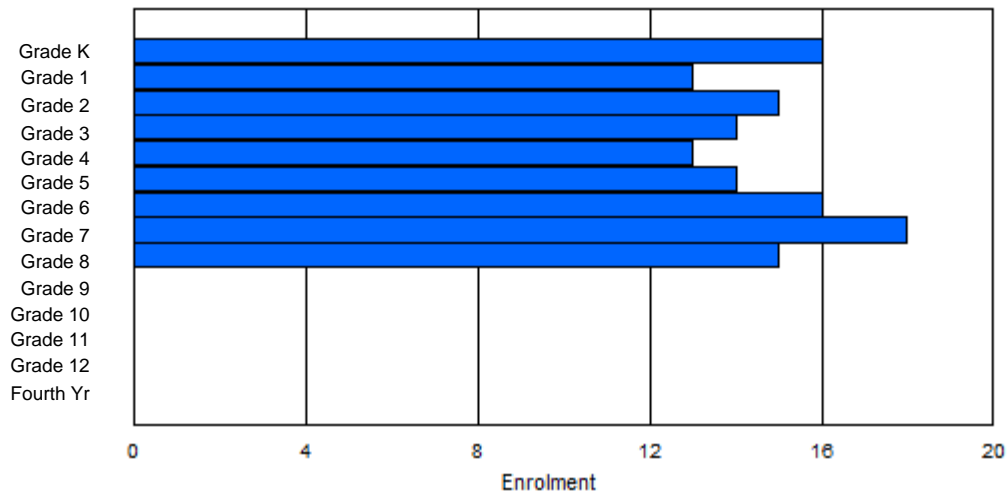
Gender	Age																Total
	5	6	7	8	9	10	11	12	13	14	15	16	17	18	19	20>	
Male	7	7	10	5	4	9	8	8	7	0	0	0	0	0	0	0	65
Female	9	6	5	9	9	5	7	11	8	0	0	0	0	0	0	0	69
Total	16	13	15	14	13	14	15	19	15	0	0	0	0	0	0	0	134

Enrolment By Grade and Gender

Gender	Grade														Total
	K	1	2	3	4	5	6	7	8	9	10	11	12	4th	
Male	7	7	10	5	4	9	9	7	7	0	0	0	0	0	65
Female	9	6	5	9	9	5	7	11	8	0	0	0	0	0	69
Total	16	13	15	14	13	14	16	18	15	0	0	0	0	0	134

Enrolment By Grade

For 115 - Our Lady of Mercy Elementary, St. George's



* Data from the 2011-2012 AGR(Enrolment/Age as of the last day in Sept./Dec.)

** Newfoundland Statistics Classification System

*** May include itinerant teachers

District 2 - Western

#116 - Appalachia High School, St. George's

Grades: 9-12

Number of Grades: 4

[FTE Teachers](#) *** : 15.0

Classification: Rural

Offers Distance Education: No

[School FTE PTR : 12.3](#)

[District FTE PTR : 10.5](#)

[Provincial FTE PTR : 11.9](#)

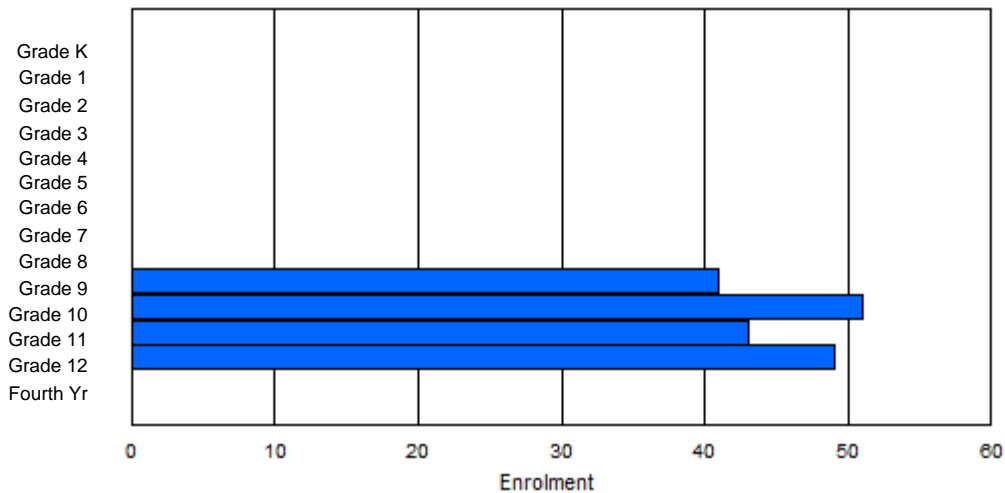
Enrolment By Age and Gender

Gender	Age																	Total
	5	6	7	8	9	10	11	12	13	14	15	16	17	18	19	20>		
Male	0	0	0	0	0	0	0	0	0	27	26	20	29	11	1	0	114	
Female	0	0	0	0	0	0	0	0	0	14	18	16	17	5	0	0	70	
Total	0	0	0	0	0	0	0	0	0	41	44	36	46	16	1	0	184	

Enrolment By Grade and Gender

Gender	Grade															Total
	K	1	2	3	4	5	6	7	8	9	10	11	12	4th		
Male	0	0	0	0	0	0	0	0	0	28	29	25	32	0	114	
Female	0	0	0	0	0	0	0	0	0	13	22	18	17	0	70	
Total	0	0	0	0	0	0	0	0	0	41	51	43	49	0	184	

Enrolment By Grade
For 116 - Appalachia High School, St. George's



* Data from the 2011-2012 AGR(Enrolment/Age as of the last day in Sept./Dec.)

** Newfoundland Statistics Classification System

*** May include itinerant teachers

District 2 - Western

#118 - Stephenville Elementary, Stephenville

Grades: 4-5

Number of Grades: 2

[FTE Teachers](#) *** : 13.0

Classification: Urban
Offers Distance Education: No

[School FTE PTR : 12.5](#)

[District FTE PTR : 10.5](#)

[Provincial FTE PTR : 11.9](#)

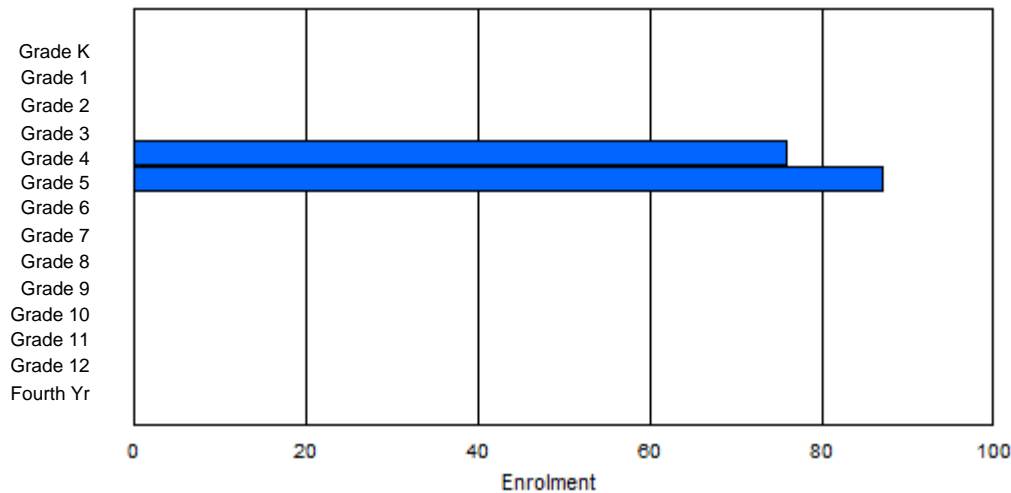
Enrolment By Age and Gender

Gender	Age																Total
	5	6	7	8	9	10	11	12	13	14	15	16	17	18	19	20>	
Male	0	0	0	0	46	34	3	0	0	0	0	0	0	0	0	0	83
Female	0	0	0	0	31	49	0	0	0	0	0	0	0	0	0	0	80
Total	0	0	0	0	77	83	3	0	0	0	0	0	0	0	0	0	163

Enrolment By Grade and Gender

Gender	Grade														Total
	K	1	2	3	4	5	6	7	8	9	10	11	12	4th	
Male	0	0	0	0	45	38	0	0	0	0	0	0	0	0	83
Female	0	0	0	0	31	49	0	0	0	0	0	0	0	0	80
Total	0	0	0	0	76	87	0	0	0	0	0	0	0	0	163

Enrolment By Grade
For 118 - Stephenville Elementary, Stephenville



* Data from the 2011-2012 AGR(Enrolment/Age as of the last day in Sept./Dec.)

** Newfoundland Statistics Classification System

*** May include itinerant teachers

District 2 - Western

#119 - Stephenville High, Stephenville

Classification: Urban
Offers Distance Education: No

Grades: 9-12

Number of Grades: 4

[School FTE PTR : 13.5](#)

[District FTE PTR : 10.5](#)

[Provincial FTE PTR : 11.9](#)

[FTE Teachers](#) *** : 33.3

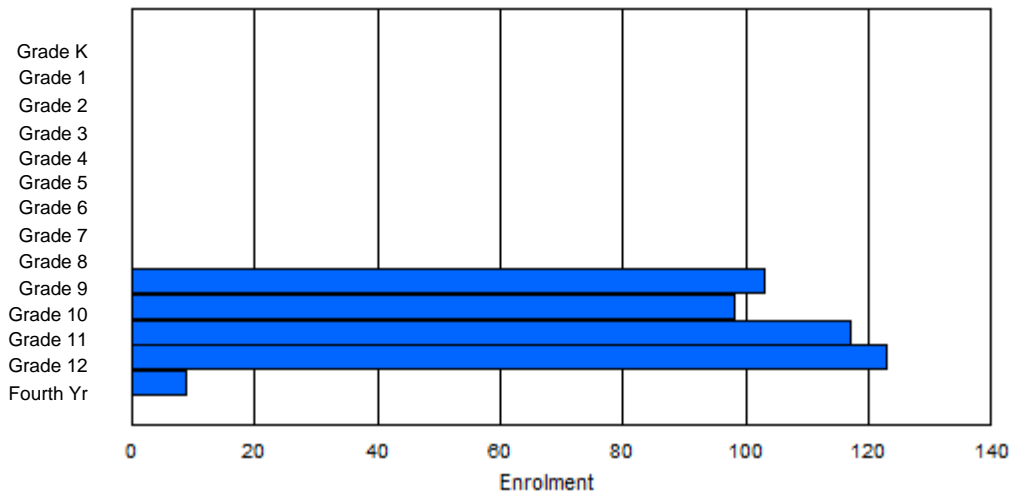
Enrolment By Age and Gender

Gender	Age																	Total
	5	6	7	8	9	10	11	12	13	14	15	16	17	18	19	20>		
Male	0	0	0	0	0	0	0	0	0	42	45	52	67	9	2	0	217	
Female	0	0	0	0	0	0	0	0	0	55	54	56	62	5	1	0	233	
Total	0	0	0	0	0	0	0	0	0	97	99	108	129	14	3	0	450	

Enrolment By Grade and Gender

Gender	Grade															Total
	K	1	2	3	4	5	6	7	8	9	10	11	12	4th		
Male	0	0	0	0	0	0	0	0	0	44	46	59	63	5	217	
Female	0	0	0	0	0	0	0	0	0	59	52	58	60	4	233	
Total	0	0	0	0	0	0	0	0	0	103	98	117	123	9	450	

Enrolment By Grade
For 119 - Stephenville High, Stephenville



* Data from the 2011-2012 AGR(Enrolment/Age as of the last day in Sept./Dec.)

** Newfoundland Statistics Classification System

*** May include itinerant teachers

District 2 - Western

#120 - Stephenville Primary, Stephenville

Grades: K-3

Number of Grades: 4

[FTE Teachers](#) *** : 28.0

Classification: Urban

Offers Distance Education: No

[School FTE PTR : 11.3](#)

[District FTE PTR : 10.5](#)

[Provincial FTE PTR : 11.9](#)

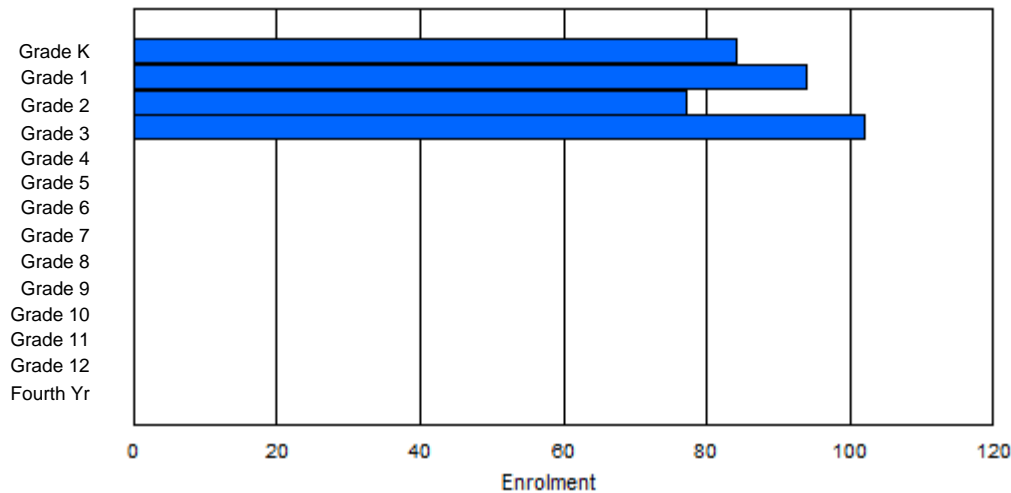
Enrolment By Age and Gender

Gender	Age																Total
	5	6	7	8	9	10	11	12	13	14	15	16	17	18	19	20>	
Male	46	54	37	46	3	0	0	0	0	0	0	0	0	0	0	0	186
Female	38	37	41	55	0	0	0	0	0	0	0	0	0	0	0	0	171
Total	84	91	78	101	3	0	0	0	0	0	0	0	0	0	0	0	357

Enrolment By Grade and Gender

Gender	Grade														Total
	K	1	2	3	4	5	6	7	8	9	10	11	12	4th	
Male	46	57	36	47	0	0	0	0	0	0	0	0	0	0	186
Female	38	37	41	55	0	0	0	0	0	0	0	0	0	0	171
Total	84	94	77	102	0	0	0	0	0	0	0	0	0	0	357

Enrolment By Grade
For 120 - Stephenville Primary, Stephenville



* Data from the 2011-2012 AGR(Enrolment/Age as of the last day in Sept./Dec.)

** Newfoundland Statistics Classification System

*** May include itinerant teachers

District 2 - Western

#123 - St. Michael's Elementary, Stephenville Crossing

Classification: Rural
Offers Distance Education: No

Grades: K-8

Number of Grades: 9

[School FTE PTR : 11.8](#)

[District FTE PTR : 10.5](#)

[Provincial FTE PTR : 11.9](#)

[FTE Teachers](#) *** : 14.0

Enrolment By Age and Gender

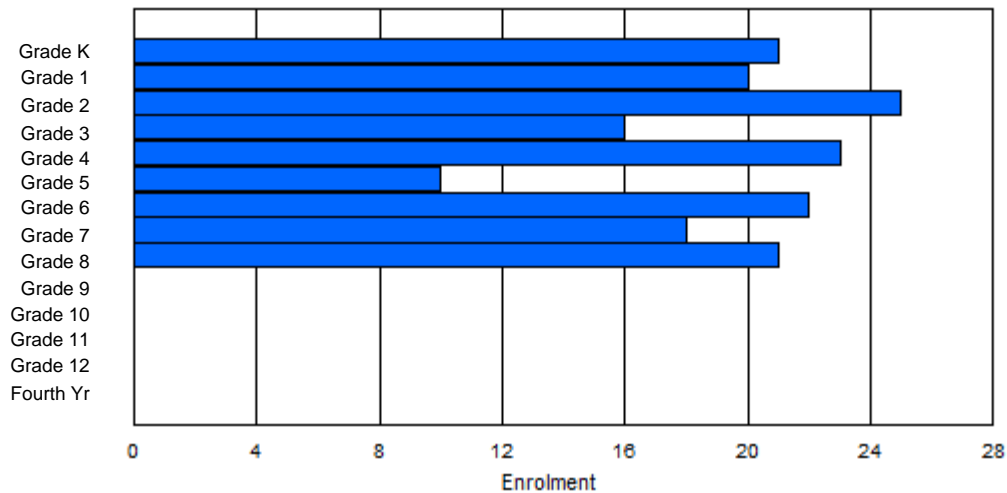
Gender	Age																Total
	5	6	7	8	9	10	11	12	13	14	15	16	17	18	19	20>	
Male	7	8	17	8	9	5	9	7	9	0	0	0	0	0	0	0	79
Female	14	12	8	8	14	5	13	10	12	1	0	0	0	0	0	0	97
Total	21	20	25	16	23	10	22	17	21	1	0	0	0	0	0	0	176

Enrolment By Grade and Gender

Gender	K	Grade												4th	Total
		1	2	3	4	5	6	7	8	9	10	11	12		
Male	7	8	17	8	9	5	9	7	9	0	0	0	0	0	79
Female	14	12	8	8	14	5	13	11	12	0	0	0	0	0	97
Total	21	20	25	16	23	10	22	18	21	0	0	0	0	0	176

Enrolment By Grade

For 123 - St. Michael's Elementary, Stephenville Crossing



* Data from the 2011-2012 AGR(Enrolment/Age as of the last day in Sept./Dec.)

** Newfoundland Statistics Classification System

*** May include itinerant teachers

District 2 - Western

#137 - St. Simon and St. Jude Academy, Francois

Grades: K,3,5-10,12 Number of Grades: 9

[FTE Teachers](#) *** : 3.0

Classification: Rural
Offers Distance Education: Yes

[School FTE PTR : 5.2](#)

[District FTE PTR : 10.5](#)

[Provincial FTE PTR : 11.9](#)

Enrolment By Age and Gender

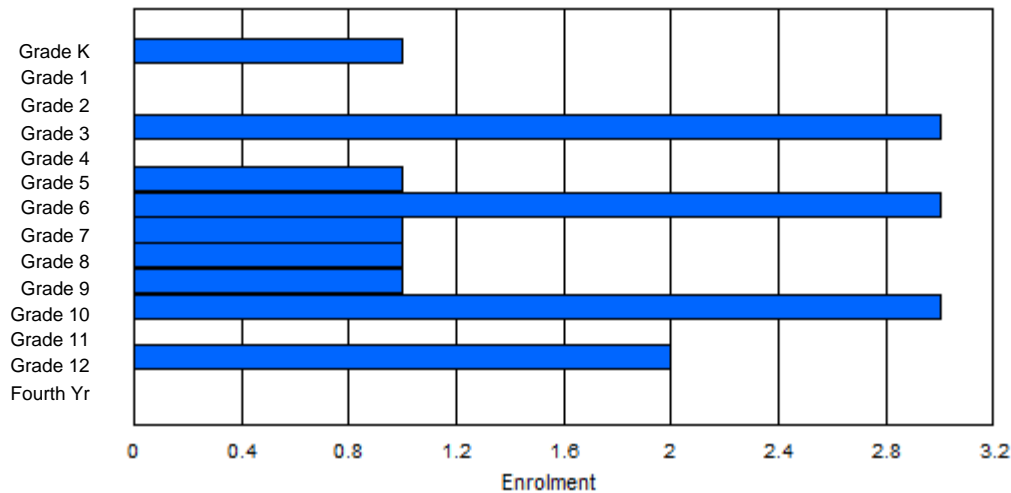
Gender	Age																Total
	5	6	7	8	9	10	11	12	13	14	15	16	17	18	19	20>	
Male	0	0	0	1	0	0	2	0	1	0	3	0	2	0	0	0	9
Female	1	0	0	2	0	1	1	1	0	1	0	0	0	0	0	0	7
Total	1	0	0	3	0	1	3	1	1	1	3	0	2	0	0	0	16

Enrolment By Grade and Gender

Gender	K	Grade													Total
		1	2	3	4	5	6	7	8	9	10	11	12	4th	
Male	0	0	0	1	0	0	2	0	1	0	3	0	2	0	9
Female	1	0	0	2	0	1	1	1	0	1	0	0	0	0	7
Total	1	0	0	3	0	1	3	1	1	1	3	0	2	0	16

Enrolment By Grade

For 137 - St. Simon and St. Jude Academy, Francois



* Data from the 2011-2012 AGR(Enrolment/Age as of the last day in Sept./Dec.)

** Newfoundland Statistics Classification System

*** May include itinerant teachers

District 2 - Western

#387 - Bayview Regional Collegiate, St. Lunaire

Grades: 7-12

Number of Grades: 6

[FTE Teachers](#) *** : 6.0

Classification: Rural

Offers Distance Education: Yes

[School FTE PTR : 8.7](#)

[District FTE PTR : 10.5](#)

[Provincial FTE PTR : 11.9](#)

Enrolment By Age and Gender

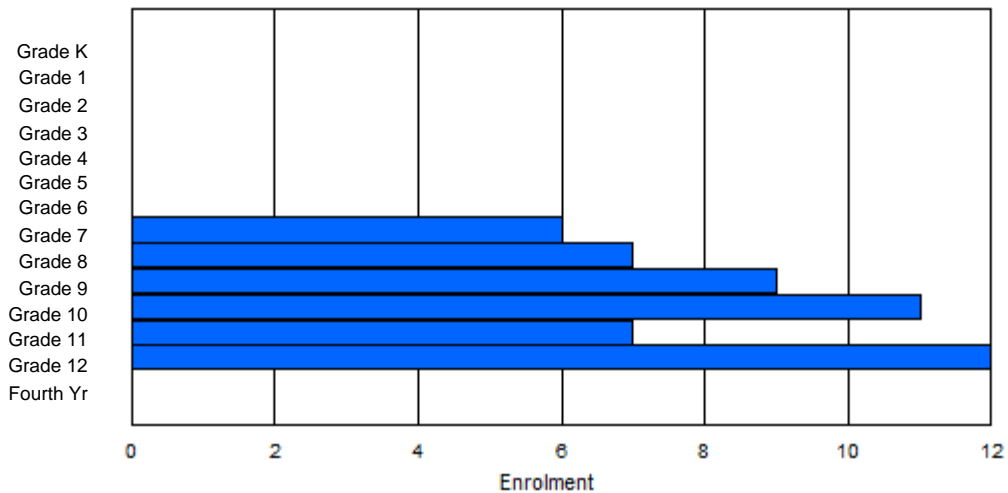
Gender	Age																	Total
	5	6	7	8	9	10	11	12	13	14	15	16	17	18	19	20>		
Male	0	0	0	0	0	0	0	4	2	3	7	3	5	1	0	0	25	
Female	0	0	0	0	0	0	0	2	5	6	3	5	6	0	0	0	27	
Total	0	0	0	0	0	0	0	6	7	9	10	8	11	1	0	0	52	

Enrolment By Grade and Gender

Gender	Grade															Total
	K	1	2	3	4	5	6	7	8	9	10	11	12	4th		
Male	0	0	0	0	0	0	0	4	2	3	8	2	6	0	25	
Female	0	0	0	0	0	0	0	2	5	6	3	5	6	0	27	
Total	0	0	0	0	0	0	0	6	7	9	11	7	12	0	52	

Enrolment By Grade

For 387 - Bayview Regional Collegiate, St. Lunaire



* Data from the 2011-2012 AGR(Enrolment/Age as of the last day in Sept./Dec.)

** Newfoundland Statistics Classification System

*** May include itinerant teachers

District 2 - Western

#388 - Long Range Academy, Cow Head

Classification: Rural
Offers Distance Education: Yes

Grades: K-12

Number of Grades: 13

[School FTE PTR : 7.8](#)

[District FTE PTR : 10.5](#)

[Provincial FTE PTR : 11.9](#)

[FTE Teachers](#) *** : 18.0

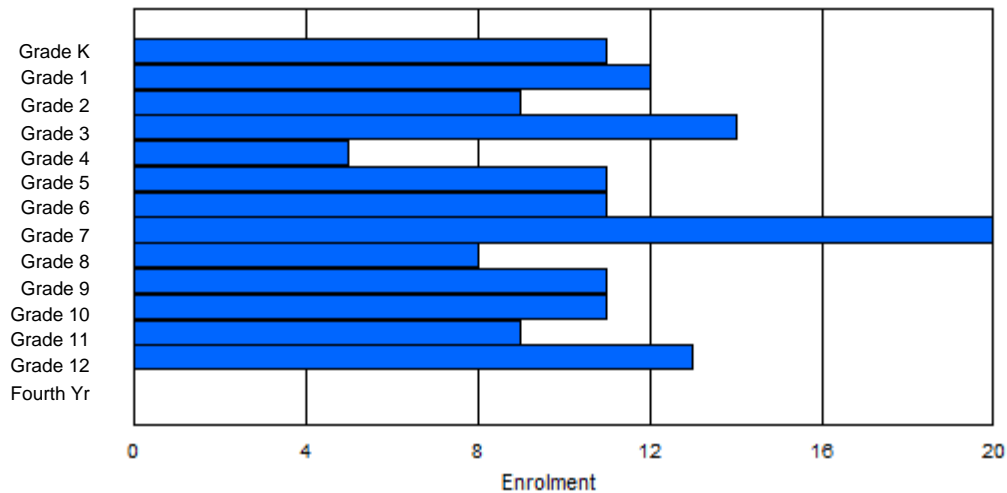
Enrolment By Age and Gender

Gender	Age																Total
	5	6	7	8	9	10	11	12	13	14	15	16	17	18	19	20>	
Male	6	8	4	8	1	2	7	9	4	4	8	4	7	1	0	0	73
Female	5	4	5	6	4	9	4	10	3	8	3	6	5	0	0	0	72
Total	11	12	9	14	5	11	11	19	7	12	11	10	12	1	0	0	145

Enrolment By Grade and Gender

Gender	Grade														Total
	K	1	2	3	4	5	6	7	8	9	10	11	12	4th	
Male	6	8	4	8	1	2	7	10	3	5	8	3	8	0	73
Female	5	4	5	6	4	9	4	10	5	6	3	6	5	0	72
Total	11	12	9	14	5	11	11	20	8	11	11	9	13	0	145

Enrolment By Grade
For 388 - Long Range Academy, Cow Head



* Data from the 2011-2012 AGR(Enrolment/Age as of the last day in Sept./Dec.)

** Newfoundland Statistics Classification System

*** May include itinerant teachers

District 2 - Western

#389 - Elwood Elementary, Deer Lake

Grades: K-5

Number of Grades: 6

[FTE Teachers](#) *** : 27.8

Classification: Rural

Offers Distance Education: No

[School FTE PTR : 13.4](#)

[District FTE PTR : 10.5](#)

[Provincial FTE PTR : 11.9](#)

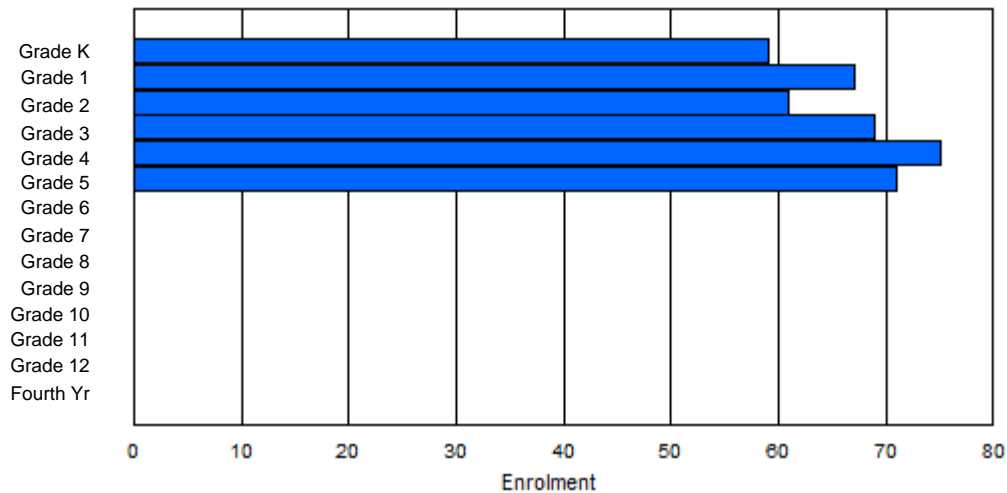
Enrolment By Age and Gender

Gender	Age																Total
	5	6	7	8	9	10	11	12	13	14	15	16	17	18	19	20>	
Male	32	34	21	34	38	34	0	0	0	0	0	0	0	0	0	0	193
Female	27	32	40	34	37	36	2	1	0	0	0	0	0	0	0	0	209
Total	59	66	61	68	75	70	2	1	0	0	0	0	0	0	0	0	402

Enrolment By Grade and Gender

Gender	Grade														Total
	K	1	2	3	4	5	6	7	8	9	10	11	12	4th	
Male	32	34	21	36	37	33	0	0	0	0	0	0	0	0	193
Female	27	33	40	33	38	38	0	0	0	0	0	0	0	0	209
Total	59	67	61	69	75	71	0	0	0	0	0	0	0	0	402

Enrolment By Grade
For 389 - Elwood Elementary, Deer Lake



* Data from the 2011-2012 AGR(Enrolment/Age as of the last day in Sept./Dec.)

** Newfoundland Statistics Classification System

*** May include itinerant teachers

District 2 - Western

#390 - Elwood High School, Deer Lake

Classification: Rural
Offers Distance Education: Yes

Grades: 10-12

Number of Grades: 3

[School FTE PTR : 13.9](#)

[District FTE PTR : 10.5](#)

[Provincial FTE PTR : 11.9](#)

[FTE Teachers](#) *** : 19.5

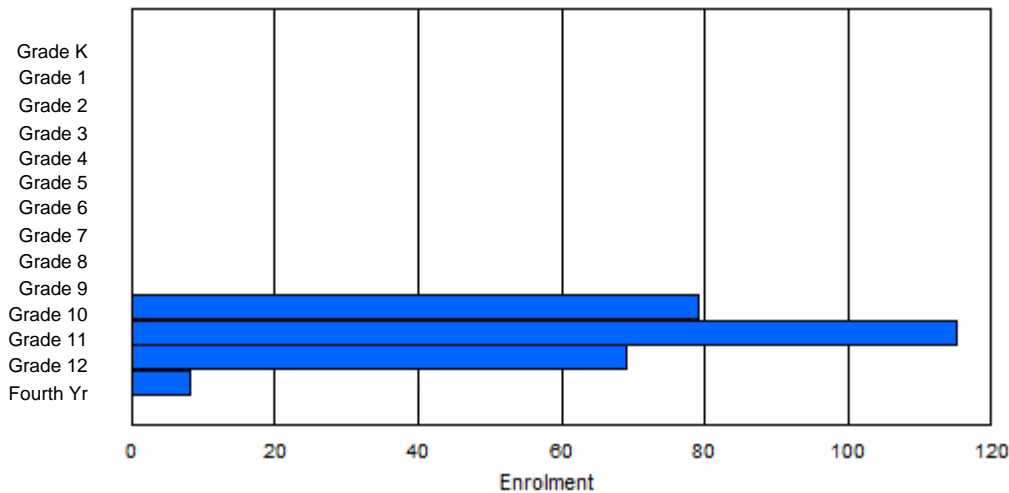
Enrolment By Age and Gender

Gender	Age																Total
	5	6	7	8	9	10	11	12	13	14	15	16	17	18	19	20>	
Male	0	0	0	0	0	0	0	0	0	0	37	50	39	11	2	0	139
Female	0	0	0	0	0	0	0	0	0	0	36	36	51	9	0	0	132
Total	0	0	0	0	0	0	0	0	0	0	73	86	90	20	2	0	271

Enrolment By Grade and Gender

Gender	Grade														Total
	K	1	2	3	4	5	6	7	8	9	10	11	12	4th	
Male	0	0	0	0	0	0	0	0	0	0	40	65	30	4	139
Female	0	0	0	0	0	0	0	0	0	0	39	50	39	4	132
Total	0	0	0	0	0	0	0	0	0	0	79	115	69	8	271

Enrolment By Grade
For 390 - Elwood High School, Deer Lake



* Data from the 2011-2012 AGR(Enrolment/Age as of the last day in Sept./Dec.)

** Newfoundland Statistics Classification System

*** May include itinerant teachers

District 2 - Western

#391 - Xavier Junior High, Deer Lake

Classification: Rural
Offers Distance Education: No

Grades: 6-9 Number of Grades: 4

[School FTE PTR : 12.8](#)
[District FTE PTR : 10.5](#)
[Provincial FTE PTR : 11.9](#)

[FTE Teachers](#) *** : 20.5

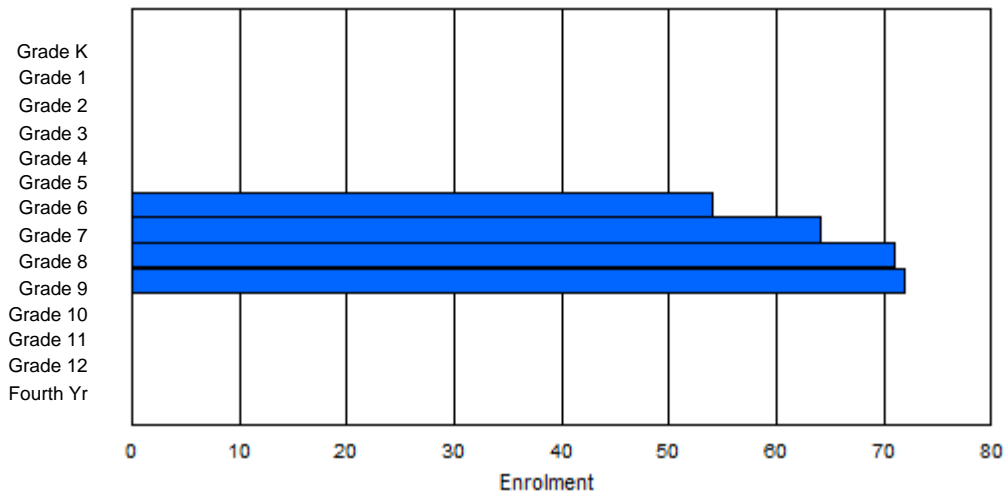
Enrolment By Age and Gender

Gender	Age																Total
	5	6	7	8	9	10	11	12	13	14	15	16	17	18	19	20>	
Male	0	0	0	0	0	0	23	30	41	37	2	0	0	0	0	0	133
Female	0	0	0	0	0	0	27	35	31	34	1	0	0	0	0	0	128
Total	0	0	0	0	0	0	50	65	72	71	3	0	0	0	0	0	261

Enrolment By Grade and Gender

Gender	Grade														Total
	K	1	2	3	4	5	6	7	8	9	10	11	12	4th	
Male	0	0	0	0	0	0	25	31	40	37	0	0	0	0	133
Female	0	0	0	0	0	0	29	33	31	35	0	0	0	0	128
Total	0	0	0	0	0	0	54	64	71	72	0	0	0	0	261

Enrolment By Grade
For 391 - Xavier Junior High, Deer Lake



* Data from the 2011-2012 AGR(Enrolment/Age as of the last day in Sept./Dec.)

** Newfoundland Statistics Classification System

*** May include itinerant teachers

District 2 - Western

#393 - Bonne Bay Academy, Woody Point

Classification: Rural
Offers Distance Education: Yes

Grades: K-12

Number of Grades: 13

[School FTE PTR : 7.9](#)

[District FTE PTR : 10.5](#)

[Provincial FTE PTR : 11.9](#)

[FTE Teachers](#) *** : 8.0

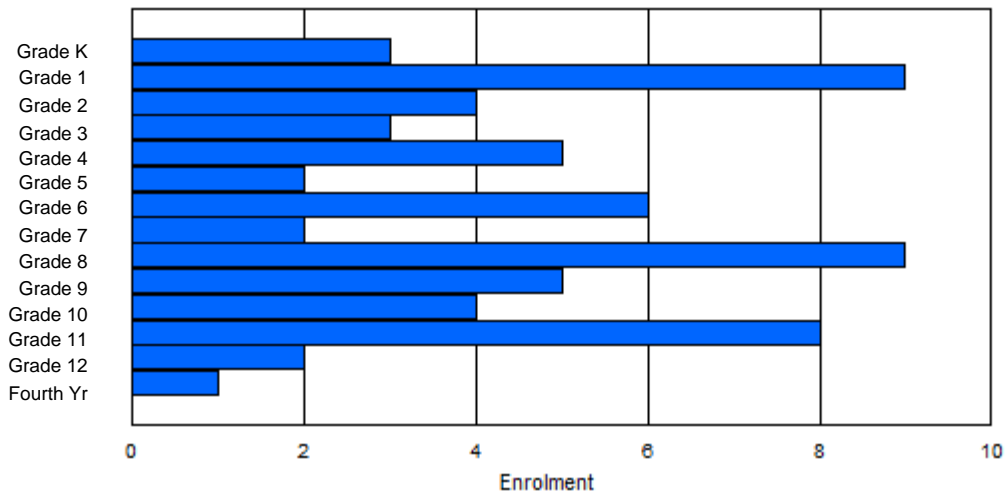
Enrolment By Age and Gender

Gender	Age																	Total
	5	6	7	8	9	10	11	12	13	14	15	16	17	18	19	20>		
Male	2	2	3	2	3	1	4	0	6	2	2	2	2	0	0	0	31	
Female	1	7	1	1	2	1	2	2	3	3	2	5	1	1	0	0	32	
Total	3	9	4	3	5	2	6	2	9	5	4	7	3	1	0	0	63	

Enrolment By Grade and Gender

Gender	Grade															Total
	K	1	2	3	4	5	6	7	8	9	10	11	12	4th		
Male	2	2	3	2	3	1	4	0	6	2	2	2	2	0	31	
Female	1	7	1	1	2	1	2	2	3	3	2	6	0	1	32	
Total	3	9	4	3	5	2	6	2	9	5	4	8	2	1	63	

Enrolment By Grade
For 393 - Bonne Bay Academy, Woody Point



* Data from the 2011-2012 AGR(Enrolment/Age as of the last day in Sept./Dec.)

** Newfoundland Statistics Classification System

*** May include itinerant teachers

District 2 - Western

#394 - E.A. Butler All Grade, McKay's

Classification: Rural
Offers Distance Education: Yes

Grades: K-12

Number of Grades: 13

[School FTE PTR : 8.4](#)

[District FTE PTR : 10.5](#)

[FTE Teachers](#) *** : 16.0

[Provincial FTE PTR : 11.9](#)

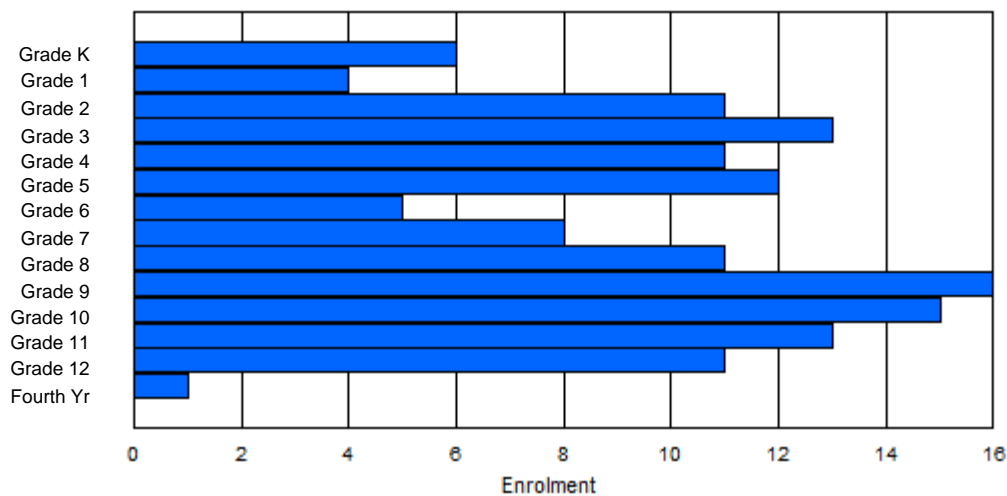
Enrolment By Age and Gender

Gender	Age																	Total
	5	6	7	8	9	10	11	12	13	14	15	16	17	18	19	20>		
Male	4	2	8	7	7	5	3	2	8	10	5	5	7	4	0	0	77	
Female	2	2	3	5	5	7	2	5	4	10	5	6	4	0	0	60		
Total	6	4	11	12	12	12	5	7	12	20	10	11	11	4	0	0	137	

Enrolment By Grade and Gender

Gender	K	Grade													Total
		1	2	3	4	5	6	7	8	9	10	11	12	4th	
Male	4	2	8	8	6	5	3	2	8	7	9	7	7	1	77
Female	2	2	3	5	5	7	2	6	3	9	6	6	4	0	60
Total	6	4	11	13	11	12	5	8	11	16	15	13	11	1	137

Enrolment By Grade
For 394 - E.A. Butler All Grade, McKay's



* Data from the 2011-2012 AGR(Enrolment/Age as of the last day in Sept./Dec.)

** Newfoundland Statistics Classification System

*** May include itinerant teachers

District 2 - Western

#396 - Stephenville Middle School, Stephenville

Grades: 6-8

Number of Grades: 3

[FTE Teachers](#) *** : 24.0

Classification: Urban

Offers Distance Education: No

[School FTE PTR : 12.1](#)

[District FTE PTR : 10.5](#)

[Provincial FTE PTR : 11.9](#)

Enrolment By Age and Gender

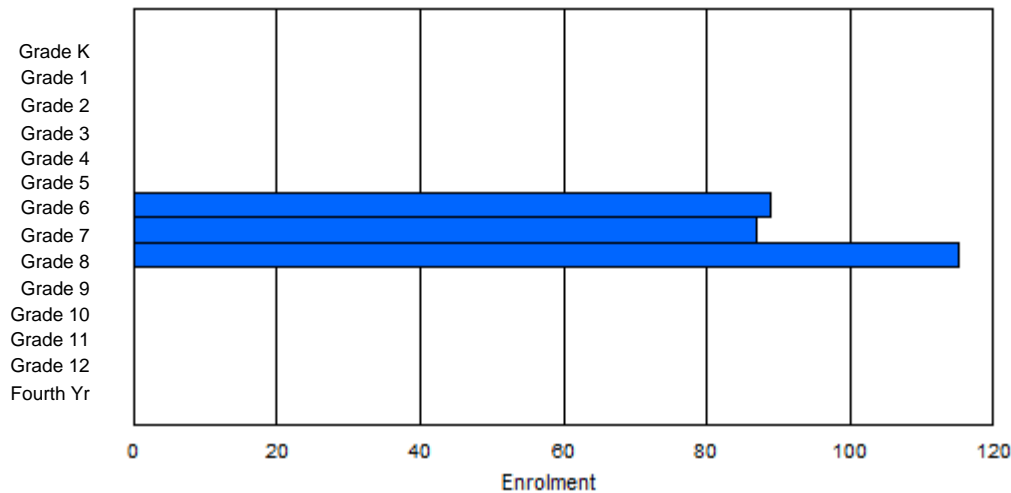
Gender	Age																Total
	5	6	7	8	9	10	11	12	13	14	15	16	17	18	19	20>	
Male	0	0	0	0	0	0	46	44	62	4	0	0	0	0	0	0	156
Female	0	0	0	0	0	0	39	38	55	3	0	0	0	0	0	0	135
Total	0	0	0	0	0	0	85	82	117	7	0	0	0	0	0	0	291

Enrolment By Grade and Gender

Gender	Grade														Total
	K	1	2	3	4	5	6	7	8	9	10	11	12	4th	
Male	0	0	0	0	0	0	49	45	62	0	0	0	0	0	156
Female	0	0	0	0	0	0	40	42	53	0	0	0	0	0	135
Total	0	0	0	0	0	0	89	87	115	0	0	0	0	0	291

Enrolment By Grade

For 396 - Stephenville Middle School, Stephenville



* Data from the 2011-2012 AGR(Enrolment/Age as of the last day in Sept./Dec.)

** Newfoundland Statistics Classification System

*** May include itinerant teachers

District 2 - Western

#397 - Belanger Memorial School, Upper Ferry

Classification: Rural
Offers Distance Education: Yes

Grades: K-12 Number of Grades: 13

[School FTE PTR : 10.4](#)
[District FTE PTR : 10.5](#)
[Provincial FTE PTR : 11.9](#)

[FTE Teachers](#) *** : 18.5

Enrolment By Age and Gender

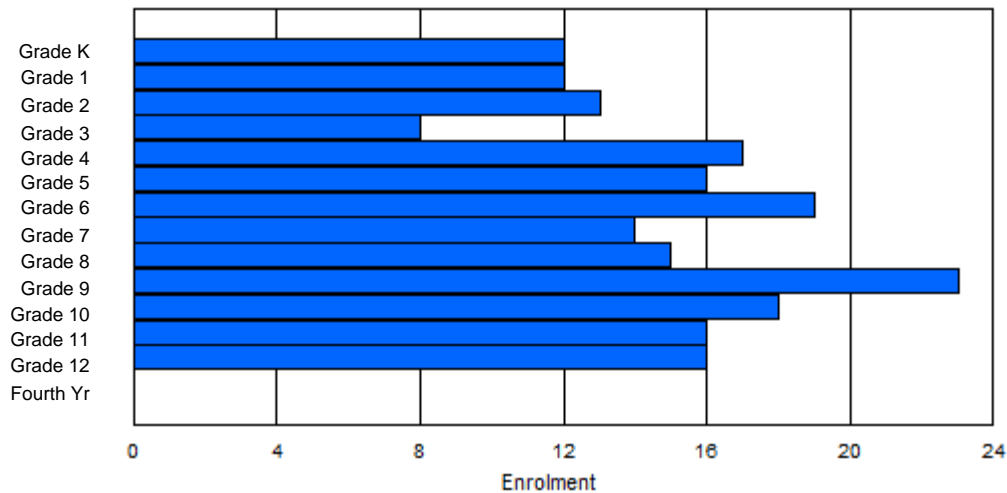
Gender	Age																Total
	5	6	7	8	9	10	11	12	13	14	15	16	17	18	19	20>	
Male	7	3	8	6	8	10	15	9	8	14	9	10	6	0	0	0	113
Female	5	8	5	3	8	6	4	5	7	10	7	5	12	1	0	0	86
Total	12	11	13	9	16	16	19	14	15	24	16	15	18	1	0	0	199

Enrolment By Grade and Gender

Gender	Grade														Total
	K	1	2	3	4	5	6	7	8	9	10	11	12	4th	
Male	7	3	8	6	8	11	15	9	8	13	11	10	4	0	113
Female	5	9	5	2	9	5	4	5	7	10	7	6	12	0	86
Total	12	12	13	8	17	16	19	14	15	23	18	16	16	0	199

Enrolment By Grade

For 397 - Belanger Memorial School, Upper Ferry



* Data from the 2011-2012 AGR(Enrolment/Age as of the last day in Sept./Dec.)

** Newfoundland Statistics Classification System

*** May include itinerant teachers

District 2 - Western

#463 - Pathfinder/Directions Alternative School, Stephenville

Classification: Urban
Offers Distance Education: No

Grades: 10-12

Number of Grades: 3

[School FTE PTR : 4.3](#)

[District FTE PTR : 10.5](#)

[Provincial FTE PTR : 11.9](#)

[FTE Teachers](#) *** : 3.0

Enrolment By Age and Gender

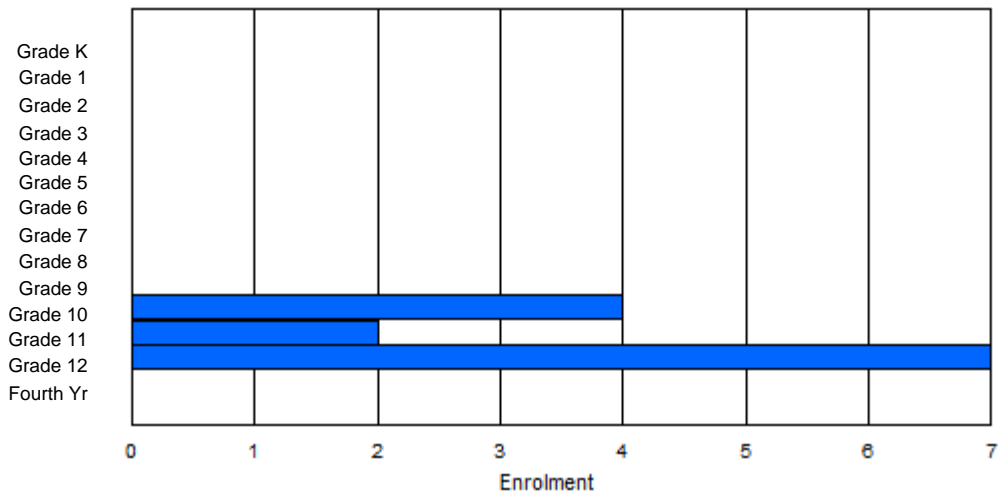
Gender	Age																Total
	5	6	7	8	9	10	11	12	13	14	15	16	17	18	19	20>	
Male	0	0	0	0	0	0	0	0	0	0	0	0	0	2	3	2	7
Female	0	0	0	0	0	0	0	0	0	0	0	0	2	2	0	2	6
Total	0	0	0	0	0	0	0	0	0	0	0	0	2	4	3	4	13

Enrolment By Grade and Gender

Gender	Grade														Total
	K	1	2	3	4	5	6	7	8	9	10	11	12	4th	
Male	0	0	0	0	0	0	0	0	0	0	1	1	5	0	7
Female	0	0	0	0	0	0	0	0	0	0	3	1	2	0	6
Total	0	0	0	0	0	0	0	0	0	0	4	2	7	0	13

Enrolment By Grade

For 463 - Pathfinder/Directions Alternative School, Stephenville



* Data from the 2011-2012 AGR(Enrolment/Age as of the last day in Sept./Dec.)

** Newfoundland Statistics Classification System

*** May include itinerant teachers

District 2 - Western

#474 - Cloud River Academy, Roddickton

Classification: Rural
Offers Distance Education: Yes

Grades: K-12

Number of Grades: 13

[School FTE PTR : 8.6](#)

[District FTE PTR : 10.5](#)

[FTE Teachers](#) *** : 18.8

[Provincial FTE PTR : 11.9](#)

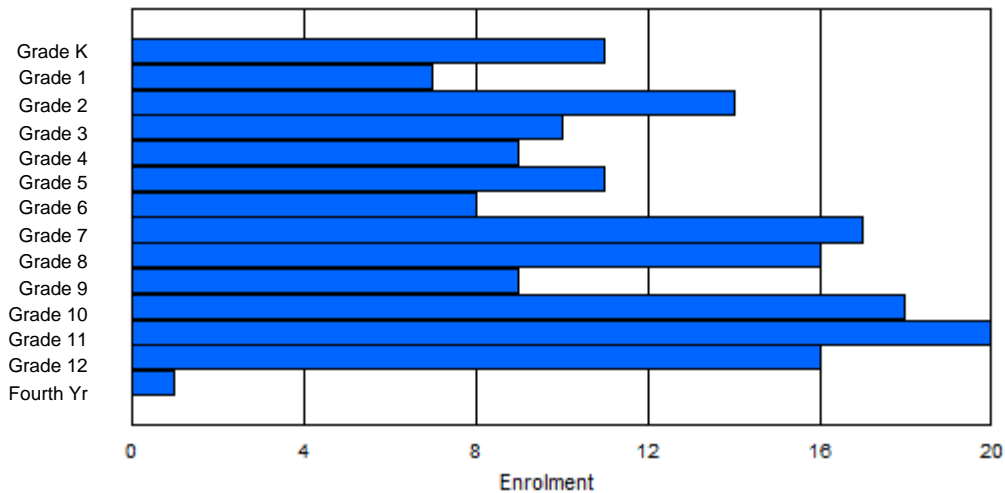
Enrolment By Age and Gender

Gender	Age																Total
	5	6	7	8	9	10	11	12	13	14	15	16	17	18	19	20>	
Male	7	4	7	5	8	8	4	9	5	7	7	11	12	0	0	0	94
Female	4	3	8	4	1	3	4	8	10	3	9	7	7	1	1	0	73
Total	11	7	15	9	9	11	8	17	15	10	16	18	19	1	1	0	167

Enrolment By Grade and Gender

Gender	Grade														Total
	K	1	2	3	4	5	6	7	8	9	10	11	12	4th	
Male	7	4	7	5	8	8	4	9	5	7	7	14	9	0	94
Female	4	3	7	5	1	3	4	8	11	2	11	6	7	1	73
Total	11	7	14	10	9	11	8	17	16	9	18	20	16	1	167

Enrolment By Grade
For 474 - Cloud River Academy, Roddickton



* Data from the 2011-2012 AGR(Enrolment/Age as of the last day in Sept./Dec.)

** Newfoundland Statistics Classification System

*** May include itinerant teachers

District 2 - Western

#475 - Viking Trail Academy, Plum Point

Classification: Rural
Offers Distance Education: Yes

Grades: K-12

Number of Grades: 13

[School FTE PTR : 9.9](#)

[District FTE PTR : 10.5](#)

[Provincial FTE PTR : 11.9](#)

[FTE Teachers](#) *** : 19.0

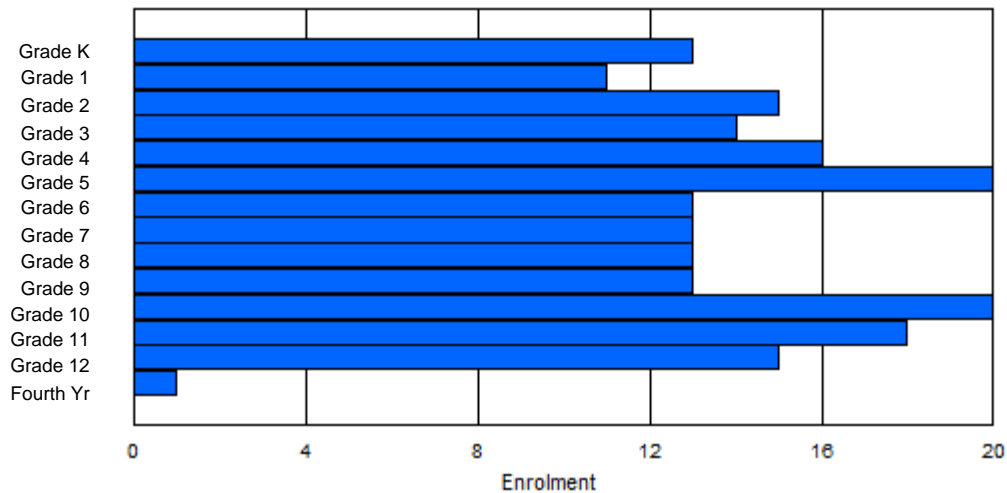
Enrolment By Age and Gender

Gender	Age																Total
	5	6	7	8	9	10	11	12	13	14	15	16	17	18	19	20>	
Male	6	4	8	4	6	11	7	4	8	8	10	10	11	0	0	0	97
Female	7	7	8	9	11	8	6	9	5	5	9	9	4	0	1	0	98
Total	13	11	16	13	17	19	13	13	13	13	19	19	15	0	1	0	195

Enrolment By Grade and Gender

Gender	K	Grade													4th	Total
		1	2	3	4	5	6	7	8	9	10	11	12			
Male	6	4	8	4	6	11	7	4	8	8	10	10	11	0	97	
Female	7	7	7	10	10	9	6	9	5	5	10	8	4	1	98	
Total	13	11	15	14	16	20	13	13	13	13	20	18	15	1	195	

Enrolment By Grade
For 475 - Viking Trail Academy, Plum Point



* Data from the 2011-2012 AGR(Enrolment/Age as of the last day in Sept./Dec.)

** Newfoundland Statistics Classification System

*** May include itinerant teachers

District 2 - Western

#485 - Corner Brook High School, Corner Brook

Grades: 10-12

Number of Grades: 3

[FTE Teachers](#) *** : 57.5

Classification: Urban

Offers Distance Education: No

[School FTE PTR : 15.4](#)

[District FTE PTR : 10.5](#)

[Provincial FTE PTR : 11.9](#)

Enrolment By Age and Gender

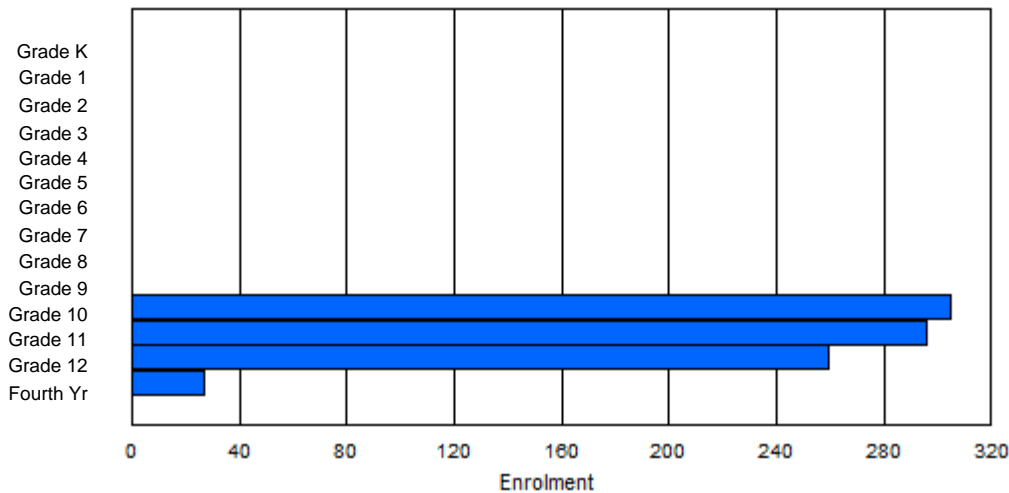
Gender	Age																	Total
	5	6	7	8	9	10	11	12	13	14	15	16	17	18	19	20>		
Male	0	0	0	0	0	0	0	0	0	1	149	160	123	24	3	1	461	
Female	0	0	0	0	0	0	0	0	0	0	147	131	135	12	1	0	426	
Total	0	0	0	0	0	0	0	0	0	1	296	291	258	36	4	1	887	

Enrolment By Grade and Gender

Gender	Grade															Total
	K	1	2	3	4	5	6	7	8	9	10	11	12	4th		
Male	0	0	0	0	0	0	0	0	0	0	158	162	125	16	461	
Female	0	0	0	0	0	0	0	0	0	0	147	134	134	11	426	
Total	0	0	0	0	0	0	0	0	0	0	305	296	259	27	887	

Enrolment By Grade

For 485 - Corner Brook High School, Corner Brook



* Data from the 2011-2012 AGR(Enrolment/Age as of the last day in Sept./Dec.)

** Newfoundland Statistics Classification System

*** May include itinerant teachers

District 2 - Western

#487 - Labrador Straits Academy, L'Anse au Loup

Classification: Rural
Offers Distance Education: Yes

Grades: K-12 Number of Grades: 13

[School FTE PTR : 9.9](#)
[District FTE PTR : 10.5](#)
[Provincial FTE PTR : 11.9](#)

[FTE Teachers](#) *** : 19.0

Enrolment By Age and Gender

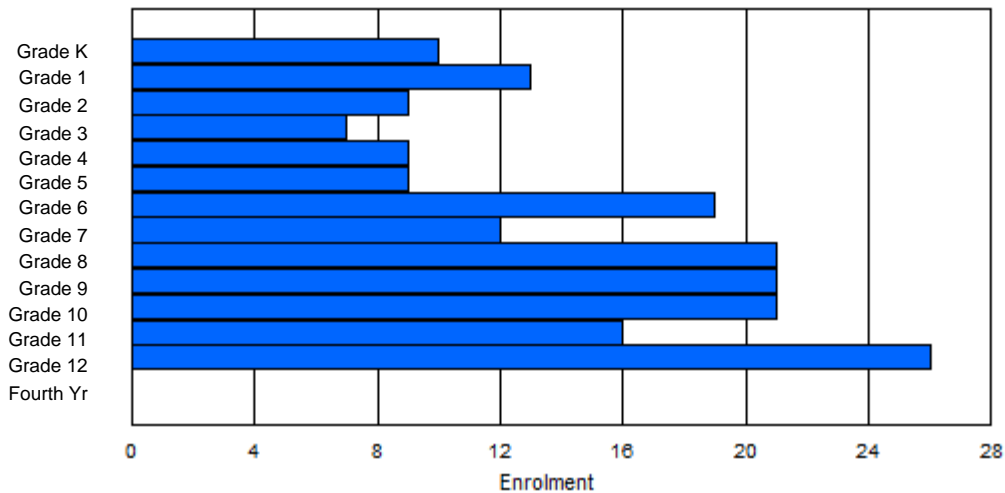
Gender	Age																Total
	5	6	7	8	9	10	11	12	13	14	15	16	17	18	19	20>	
Male	5	6	8	5	3	5	10	6	11	10	15	8	12	0	0	0	104
Female	5	7	1	2	6	4	8	7	10	11	6	8	14	0	0	0	89
Total	10	13	9	7	9	9	18	13	21	21	21	16	26	0	0	0	193

Enrolment By Grade and Gender

Gender	K	Grade													4th	Total
		1	2	3	4	5	6	7	8	9	10	11	12			
Male	5	6	8	5	3	5	10	6	11	10	15	8	12	0	104	
Female	5	7	1	2	6	4	9	6	10	11	6	8	14	0	89	
Total	10	13	9	7	9	9	19	12	21	21	21	16	26	0	193	

Enrolment By Grade

For 487 - Labrador Straits Academy, L'Anse au Loup



* Data from the 2011-2012 AGR(Enrolment/Age as of the last day in Sept./Dec.)

** Newfoundland Statistics Classification System

*** May include itinerant teachers

District 2 - Western

#488 - French Shore Academy, Port Saunders

Grades: K-12

Number of Grades: 13

[FTE Teachers](#) *** : 23.5

Classification: Rural

Offers Distance Education: No

[School FTE PTR : 9.9](#)

[District FTE PTR : 10.5](#)

[Provincial FTE PTR : 11.9](#)

Enrolment By Age and Gender

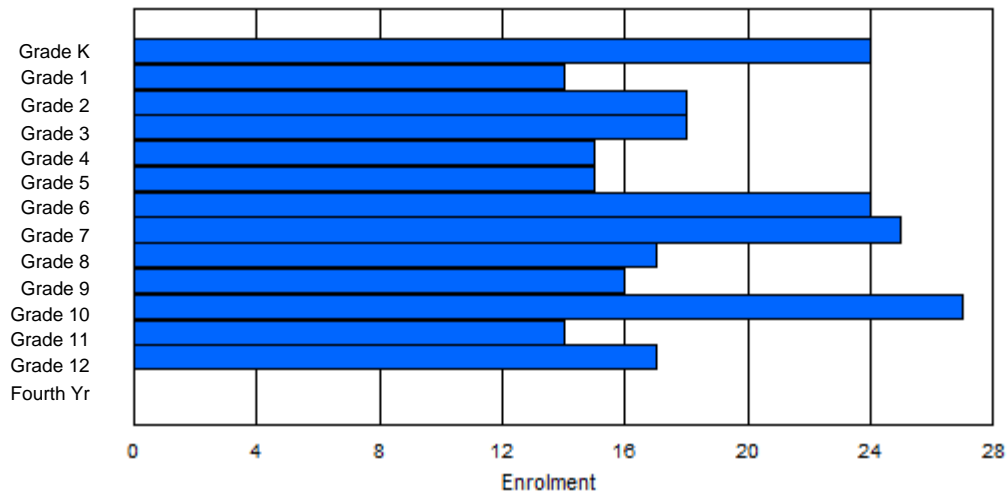
Gender	Age																Total
	5	6	7	8	9	10	11	12	13	14	15	16	17	18	19	20>	
Male	10	4	9	9	8	10	10	7	10	9	11	11	9	1	0	0	118
Female	14	9	10	9	7	6	13	18	7	7	11	3	9	3	0	0	126
Total	24	13	19	18	15	16	23	25	17	16	22	14	18	4	0	0	244

Enrolment By Grade and Gender

Gender	Grade														Total
	K	1	2	3	4	5	6	7	8	9	10	11	12	4th	
Male	10	4	9	9	8	10	10	7	10	9	15	10	7	0	118
Female	14	10	9	9	7	5	14	18	7	7	12	4	10	0	126
Total	24	14	18	18	15	15	24	25	17	16	27	14	17	0	244

Enrolment By Grade

For 488 - French Shore Academy, Port Saunders



* Data from the 2011-2012 AGR(Enrolment/Age as of the last day in Sept./Dec.)

** Newfoundland Statistics Classification System

*** May include itinerant teachers

District 3 - Nova Central

#125 - Copper Ridge Academy, Baie Verte

Classification: Rural
Offers Distance Education: Yes

Grades: K-12

Number of Grades: 13

[School FTE PTR : 13.5](#)

[District FTE PTR : 11.2](#)

[Provincial FTE PTR : 11.9](#)

[FTE Teachers](#) *** : 25.5

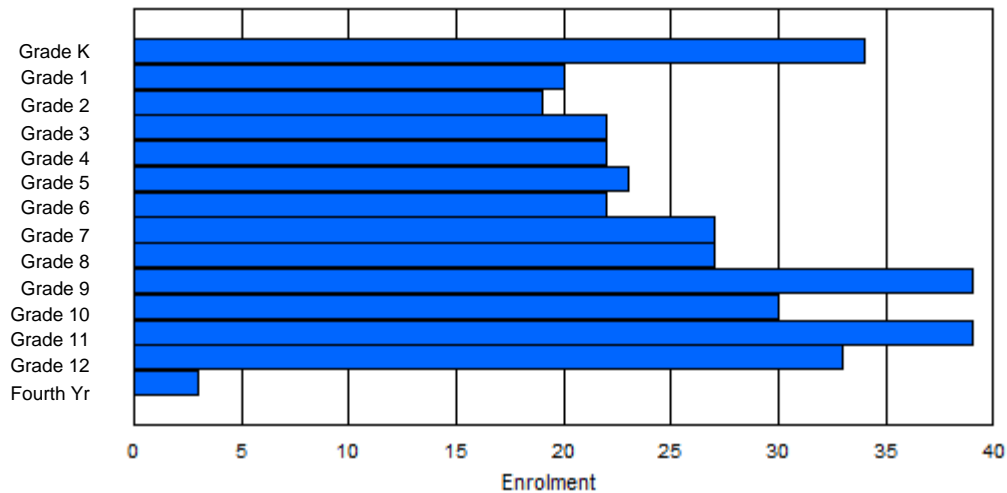
Enrolment By Age and Gender

Gender	Age																Total
	5	6	7	8	9	10	11	12	13	14	15	16	17	18	19	20>	
Male	18	7	10	9	13	10	11	16	11	22	16	16	14	3	0	0	176
Female	16	13	8	14	10	11	12	11	16	15	15	24	17	2	0	0	184
Total	34	20	18	23	23	21	23	27	27	37	31	40	31	5	0	0	360

Enrolment By Grade and Gender

Gender	Grade														Total
	K	1	2	3	4	5	6	7	8	9	10	11	12	4th	
Male	18	7	11	8	12	12	10	16	12	21	17	15	15	2	176
Female	16	13	8	14	10	11	12	11	15	18	13	24	18	1	184
Total	34	20	19	22	22	23	22	27	27	39	30	39	33	3	360

Enrolment By Grade
For 125 - Copper Ridge Academy, Baie Verte



* Data from the 2011-2012 AGR(Enrolment/Age as of the last day in Sept./Dec.)

** Newfoundland Statistics Classification System

*** May include itinerant teachers

District 3 - Nova Central

#128 - Long Island Academy, Beaumont

Grades: 7,9,11-12

Number of Grades: 4

[FTE Teachers](#) *** : 2.0

Classification: Rural

Offers Distance Education: Yes

[School FTE PTR : 3.0](#)

[District FTE PTR : 11.2](#)

[Provincial FTE PTR : 11.9](#)

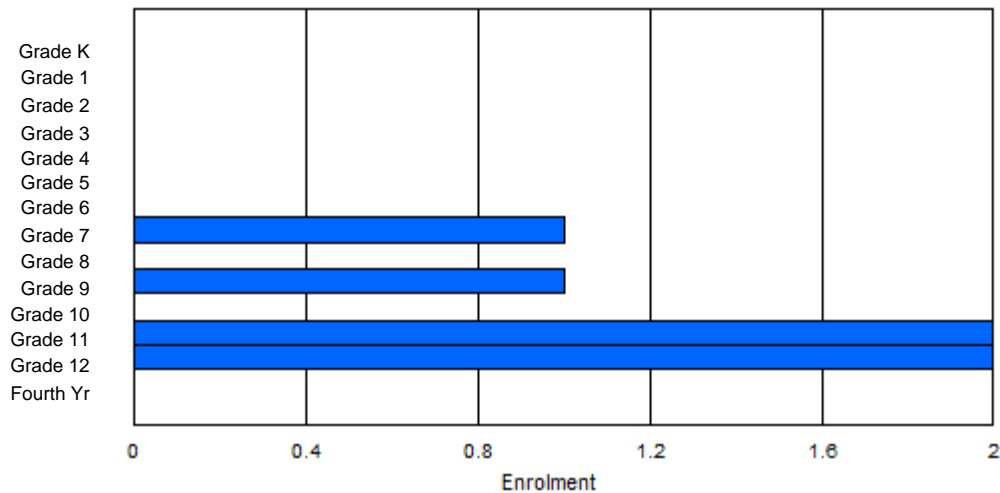
Enrolment By Age and Gender

Gender	Age																	Total
	5	6	7	8	9	10	11	12	13	14	15	16	17	18	19	20>		
Male	0	0	0	0	0	0	0	0	0	1	0	1	2	0	0	0	4	
Female	0	0	0	0	0	0	0	1	0	0	0	1	0	0	0	0	2	
Total	0	0	0	0	0	0	0	1	0	1	0	2	2	0	0	0	6	

Enrolment By Grade and Gender

Gender	Grade															Total
	K	1	2	3	4	5	6	7	8	9	10	11	12	4th		
Male	0	0	0	0	0	0	0	0	0	1	0	1	2	0	4	
Female	0	0	0	0	0	0	0	1	0	0	0	1	0	0	2	
Total	0	0	0	0	0	0	0	1	0	1	0	2	2	0	6	

Enrolment By Grade
For 128 - Long Island Academy, Beaumont



* Data from the 2011-2012 AGR(Enrolment/Age as of the last day in Sept./Dec.)

** Newfoundland Statistics Classification System

*** May include itinerant teachers

District 3 - Nova Central

#132 - Botwood Collegiate, Botwood

Classification: Urban
Offers Distance Education: Yes

Grades: 7-12

Number of Grades: 6

[School FTE PTR : 13.2](#)

[District FTE PTR : 11.2](#)

[Provincial FTE PTR : 11.9](#)

[FTE Teachers](#) *** : 26.3

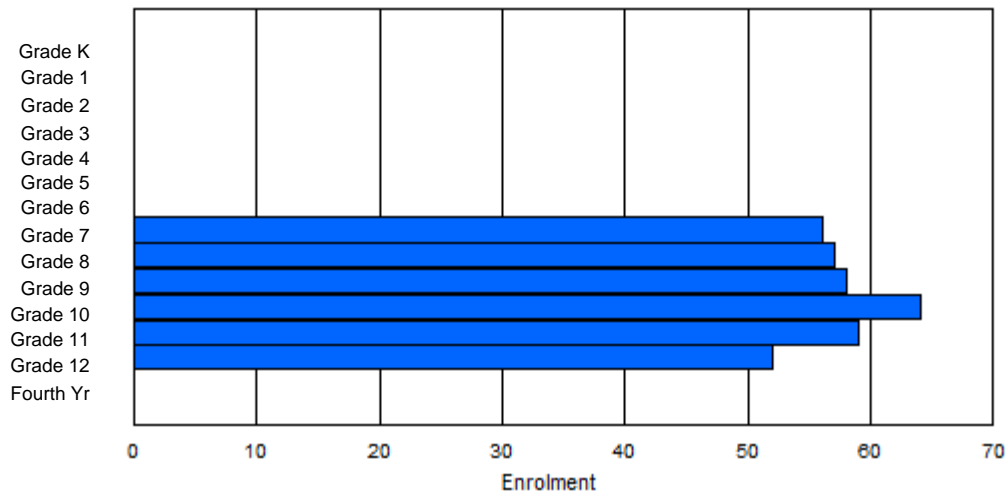
Enrolment By Age and Gender

Gender	Age																Total
	5	6	7	8	9	10	11	12	13	14	15	16	17	18	19	20>	
Male	0	0	0	0	0	0	0	25	29	33	29	32	31	4	0	0	183
Female	0	0	0	0	0	0	0	30	29	24	26	21	28	4	1	0	163
Total	0	0	0	0	0	0	0	55	58	57	55	53	59	8	1	0	346

Enrolment By Grade and Gender

Gender	Grade														Total
	K	1	2	3	4	5	6	7	8	9	10	11	12	4th	
Male	0	0	0	0	0	0	0	27	27	34	38	33	24	0	183
Female	0	0	0	0	0	0	0	29	30	24	26	26	28	0	163
Total	0	0	0	0	0	0	0	56	57	58	64	59	52	0	346

Enrolment By Grade
For 132 - Botwood Collegiate, Botwood



* Data from the 2011-2012 AGR(Enrolment/Age as of the last day in Sept./Dec.)

** Newfoundland Statistics Classification System

*** May include itinerant teachers

District 3 - Nova Central

#133 - Memorial Academy, Botwood

Classification: Urban
Offers Distance Education: No

Grades: K-6 Number of Grades: 7

[School FTE PTR : 12.3](#)
[District FTE PTR : 11.2](#)
[Provincial FTE PTR : 11.9](#)

[FTE Teachers](#) *** : 24.5

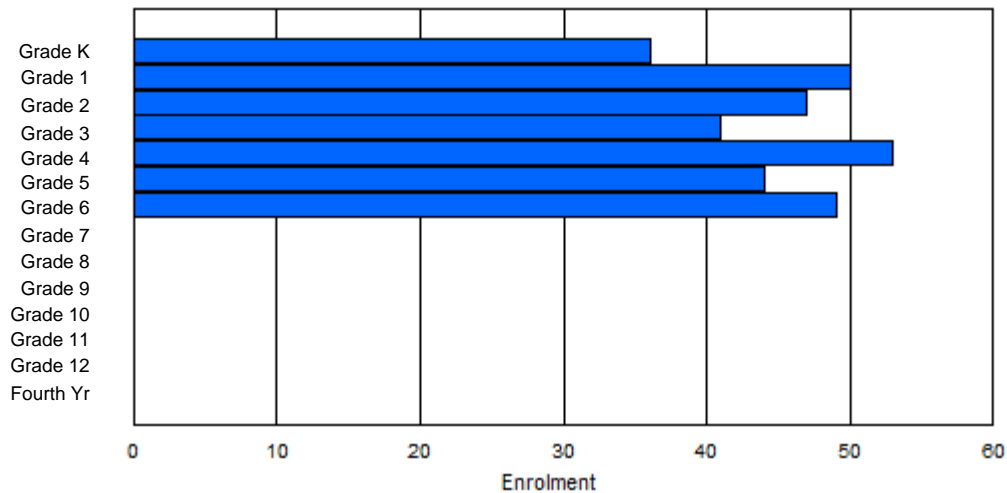
Enrolment By Age and Gender

Gender	Age																Total
	5	6	7	8	9	10	11	12	13	14	15	16	17	18	19	20>	
Male	21	25	27	23	21	22	25	0	0	0	0	0	0	0	0	0	164
Female	14	26	21	17	32	21	25	0	0	0	0	0	0	0	0	0	156
Total	35	51	48	40	53	43	50	0	0	0	0	0	0	0	0	0	320

Enrolment By Grade and Gender

Gender	Grade														Total
	K	1	2	3	4	5	6	7	8	9	10	11	12	4th	
Male	21	25	26	24	21	23	24	0	0	0	0	0	0	0	164
Female	15	25	21	17	32	21	25	0	0	0	0	0	0	0	156
Total	36	50	47	41	53	44	49	0	0	0	0	0	0	0	320

Enrolment By Grade
For 133 - Memorial Academy, Botwood



* Data from the 2011-2012 AGR(Enrolment/Age as of the last day in Sept./Dec.)

** Newfoundland Statistics Classification System

*** May include itinerant teachers

District 3 - Nova Central

#138 - Victoria Academy, Gaultois

Classification: Rural
Offers Distance Education: Yes

Grades: 2-10,12

Number of Grades: 9

[School FTE PTR : 5.2](#)

[District FTE PTR : 11.2](#)

[Provincial FTE PTR : 11.9](#)

[FTE Teachers](#) *** : 5.0

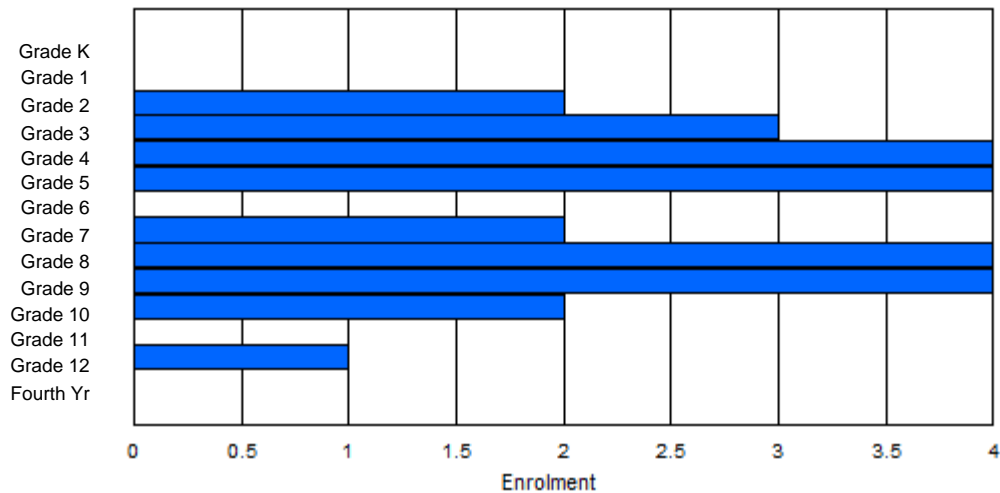
Enrolment By Age and Gender

Gender	Age																Total
	5	6	7	8	9	10	11	12	13	14	15	16	17	18	19	20>	
Male	0	0	1	2	2	2	0	1	2	3	2	0	0	0	0	0	15
Female	0	0	1	1	2	2	0	1	2	1	0	0	1	0	0	0	11
Total	0	0	2	3	4	4	0	2	4	4	2	0	1	0	0	0	26

Enrolment By Grade and Gender

Gender	Grade														Total
	K	1	2	3	4	5	6	7	8	9	10	11	12	4th	
Male	0	0	1	2	2	2	0	1	2	3	2	0	0	0	15
Female	0	0	1	1	2	2	0	1	2	1	0	0	1	0	11
Total	0	0	2	3	4	4	0	2	4	4	2	0	1	0	26

Enrolment By Grade
For 138 - Victoria Academy, Gaultois



* Data from the 2011-2012 AGR(Enrolment/Age as of the last day in Sept./Dec.)

** Newfoundland Statistics Classification System

*** May include itinerant teachers

District 3 - Nova Central

#142 - Woodland Primary, Grand Falls-Windsor

Grades: K-3 Number of Grades: 4

[FTE Teachers](#) *** : 29.3

Classification: Urban
Offers Distance Education: No

[School FTE PTR : 13.0](#)

[District FTE PTR : 11.2](#)

[Provincial FTE PTR : 11.9](#)

Enrolment By Age and Gender

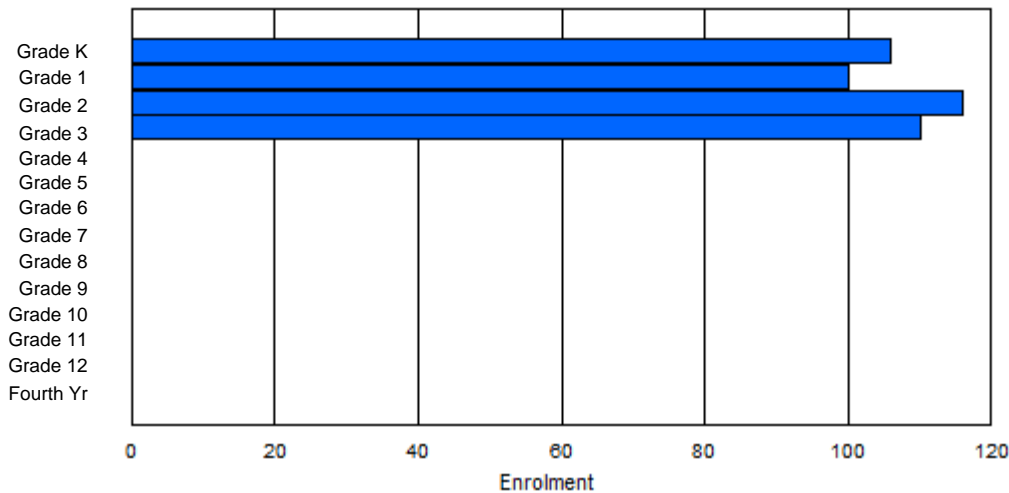
Gender	Age																Total
	5	6	7	8	9	10	11	12	13	14	15	16	17	18	19	20>	
Male	60	48	63	58	1	0	0	0	0	0	0	0	0	0	0	0	230
Female	46	52	53	50	1	0	0	0	0	0	0	0	0	0	0	0	202
Total	106	100	116	108	2	0	0	0	0	0	0	0	0	0	0	0	432

Enrolment By Grade and Gender

Gender	Grade														Total	
	K	1	2	3	4	5	6	7	8	9	10	11	12	4th		
Male	60	48	62	60	0	0	0	0	0	0	0	0	0	0	0	230
Female	46	52	54	50	0	0	0	0	0	0	0	0	0	0	0	202
Total	106	100	116	110	0	0	0	0	0	0	0	0	0	0	0	432

Enrolment By Grade

For 142 - Woodland Primary, Grand Falls-Windsor



* Data from the 2011-2012 AGR(Enrolment/Age as of the last day in Sept./Dec.)

** Newfoundland Statistics Classification System

*** May include itinerant teachers

District 3 - Nova Central

#143 - Millcrest Academy, Grand Falls-Windsor

Classification: Urban
Offers Distance Education: No

Grades: 4-6 Number of Grades: 3

[School FTE PTR : 12.7](#)
[District FTE PTR : 11.2](#)
[Provincial FTE PTR : 11.9](#)

[FTE Teachers](#) *** : 25.0

Enrolment By Age and Gender

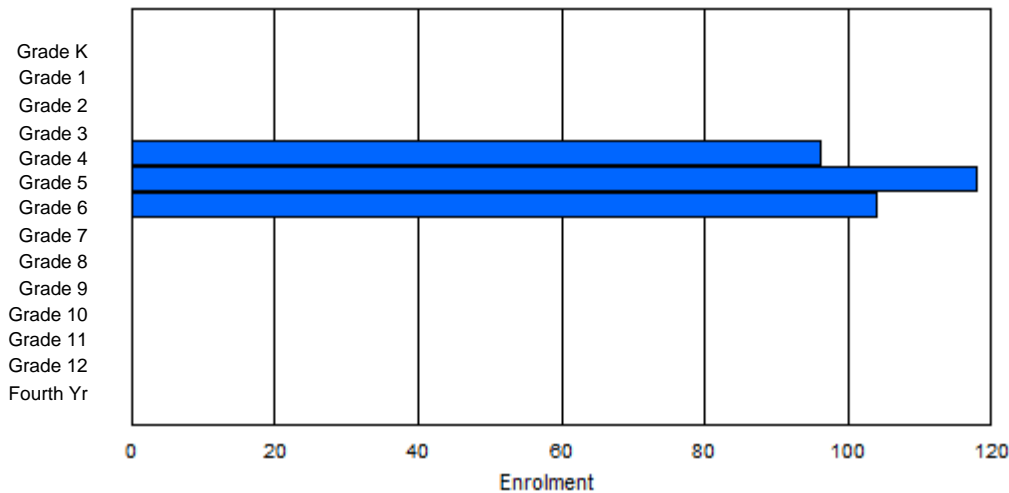
Gender	Age																Total
	5	6	7	8	9	10	11	12	13	14	15	16	17	18	19	20>	
Male	0	0	0	0	43	61	61	0	0	0	0	0	0	0	0	0	165
Female	0	0	0	0	52	56	45	0	0	0	0	0	0	0	0	0	153
Total	0	0	0	0	95	117	106	0	0	0	0	0	0	0	0	0	318

Enrolment By Grade and Gender

Gender	Grade														Total
	K	1	2	3	4	5	6	7	8	9	10	11	12	4th	
Male	0	0	0	0	43	63	59	0	0	0	0	0	0	0	165
Female	0	0	0	0	53	55	45	0	0	0	0	0	0	0	153
Total	0	0	0	0	96	118	104	0	0	0	0	0	0	0	318

Enrolment By Grade

For 143 - Millcrest Academy, Grand Falls-Windsor



* Data from the 2011-2012 AGR(Enrolment/Age as of the last day in Sept./Dec.)

** Newfoundland Statistics Classification System

*** May include itinerant teachers

District 3 - Nova Central

#144 - Sprucewood Academy, Grand Falls-Windsor

Grades: K-6

Number of Grades: 7

[FTE Teachers](#) *** : 20.0

Classification: Urban

Offers Distance Education: No

[School FTE PTR : 12.0](#)

[District FTE PTR : 11.2](#)

[Provincial FTE PTR : 11.9](#)

Enrolment By Age and Gender

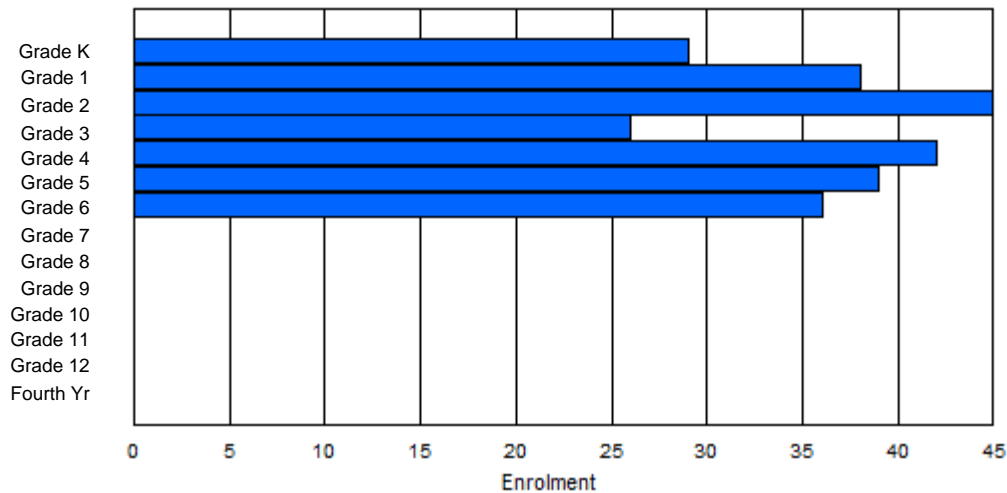
Gender	Age																Total
	5	6	7	8	9	10	11	12	13	14	15	16	17	18	19	20>	
Male	16	18	20	13	17	17	21	0	0	0	0	0	0	0	0	0	122
Female	12	21	25	13	24	22	16	0	0	0	0	0	0	0	0	0	133
Total	28	39	45	26	41	39	37	0	0	0	0	0	0	0	0	0	255

Enrolment By Grade and Gender

Gender	Grade														Total
	K	1	2	3	4	5	6	7	8	9	10	11	12	4th	
Male	17	17	20	13	17	18	20	0	0	0	0	0	0	0	122
Female	12	21	25	13	25	21	16	0	0	0	0	0	0	0	133
Total	29	38	45	26	42	39	36	0	0	0	0	0	0	0	255

Enrolment By Grade

For 144 - Sprucewood Academy, Grand Falls-Windsor



* Data from the 2011-2012 AGR(Enrolment/Age as of the last day in Sept./Dec.)

** Newfoundland Statistics Classification System

*** May include itinerant teachers

District 3 - Nova Central

#149 - King Academy, Harbour Breton

Classification: Rural
Offers Distance Education: Yes

Grades: 7-12

Number of Grades: 6

[School FTE PTR : 11.8](#)

[District FTE PTR : 11.2](#)

[Provincial FTE PTR : 11.9](#)

[FTE Teachers](#) *** : 12.0

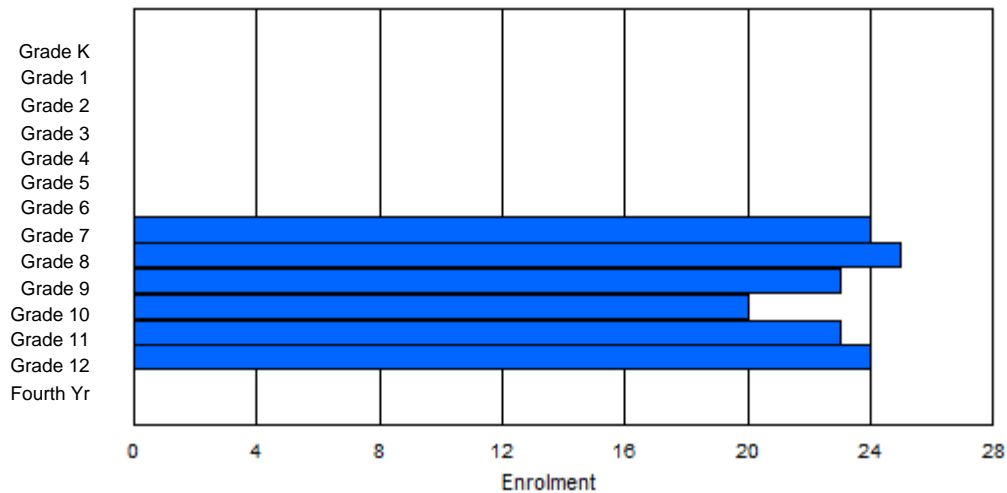
Enrolment By Age and Gender

Gender	Age																Total
	5	6	7	8	9	10	11	12	13	14	15	16	17	18	19	20>	
Male	0	0	0	0	0	0	0	10	13	17	11	11	13	0	0	0	75
Female	0	0	0	0	0	0	0	14	11	7	8	12	10	2	0	0	64
Total	0	0	0	0	0	0	0	24	24	24	19	23	23	2	0	0	139

Enrolment By Grade and Gender

Gender	Grade														Total
	K	1	2	3	4	5	6	7	8	9	10	11	12	4th	
Male	0	0	0	0	0	0	0	10	14	16	12	11	12	0	75
Female	0	0	0	0	0	0	0	14	11	7	8	12	12	0	64
Total	0	0	0	0	0	0	0	24	25	23	20	23	24	0	139

Enrolment By Grade
For 149 - King Academy, Harbour Breton



* Data from the 2011-2012 AGR(Enrolment/Age as of the last day in Sept./Dec.)

** Newfoundland Statistics Classification System

*** May include itinerant teachers

District 3 - Nova Central

#150 - St. Joseph's Elementary, Harbour Breton

Classification: Rural
Offers Distance Education: No

Grades: K-6 Number of Grades: 7

[School FTE PTR : 11.0](#)
[District FTE PTR : 11.2](#)
[Provincial FTE PTR : 11.9](#)

[FTE Teachers](#) *** : 10.8

Enrolment By Age and Gender

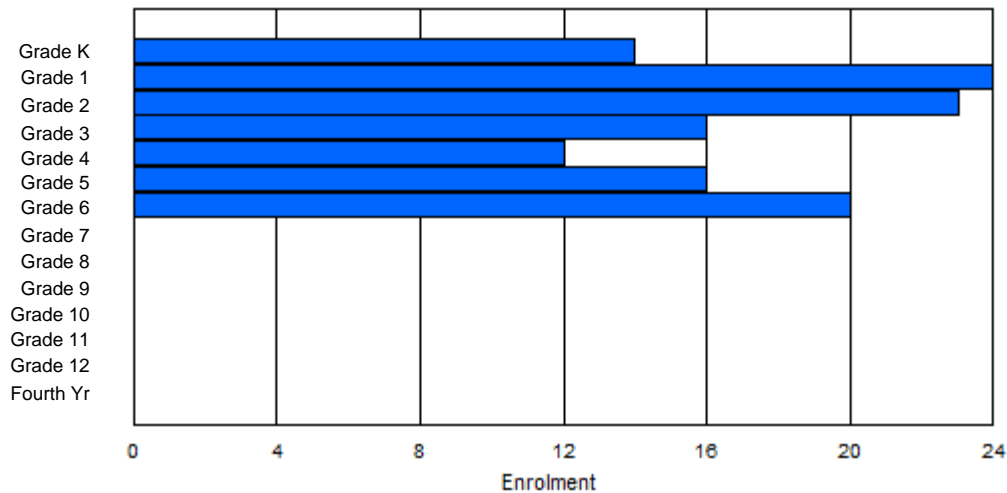
Gender	Age																Total
	5	6	7	8	9	10	11	12	13	14	15	16	17	18	19	20>	
Male	6	12	14	9	4	9	12	0	0	0	0	0	0	0	0	0	66
Female	8	12	9	7	8	5	10	0	0	0	0	0	0	0	0	0	59
Total	14	24	23	16	12	14	22	0	0	0	0	0	0	0	0	0	125

Enrolment By Grade and Gender

Gender	K	Grade												4th	Total
		1	2	3	4	5	6	7	8	9	10	11	12		
Male	6	12	14	9	4	10	11	0	0	0	0	0	0	0	66
Female	8	12	9	7	8	6	9	0	0	0	0	0	0	0	59
Total	14	24	23	16	12	16	20	0	0	0	0	0	0	0	125

Enrolment By Grade

For 150 - St. Joseph's Elementary, Harbour Breton



* Data from the 2011-2012 AGR(Enrolment/Age as of the last day in Sept./Dec.)

** Newfoundland Statistics Classification System

*** May include itinerant teachers

District 3 - Nova Central

#151 - John Watkins Academy, Hermitage

Classification: Rural
Offers Distance Education: Yes

Grades: K-12

Number of Grades: 13

[School FTE PTR : 7.2](#)

[District FTE PTR : 11.2](#)

[Provincial FTE PTR : 11.9](#)

[FTE Teachers](#) *** : 9.8

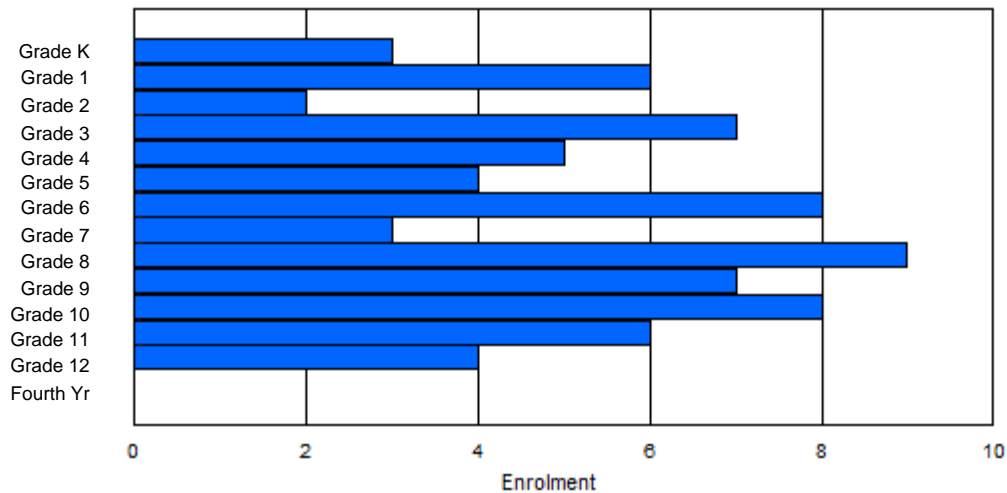
Enrolment By Age and Gender

Gender	Age																	Total
	5	6	7	8	9	10	11	12	13	14	15	16	17	18	19	20>		
Male	1	3	1	2	2	3	4	3	2	2	4	2	2	0	0	0	31	
Female	2	3	1	5	3	1	3	1	7	5	4	3	3	0	0	0	41	
Total	3	6	2	7	5	4	7	4	9	7	8	5	5	0	0	0	72	

Enrolment By Grade and Gender

Gender	Grade														Total
	K	1	2	3	4	5	6	7	8	9	10	11	12	4th	
Male	1	3	1	2	2	3	5	2	2	2	4	2	2	0	31
Female	2	3	1	5	3	1	3	1	7	5	4	4	2	0	41
Total	3	6	2	7	5	4	8	3	9	7	8	6	4	0	72

Enrolment By Grade
For 151 - John Watkins Academy, Hermitage



* Data from the 2011-2012 AGR(Enrolment/Age as of the last day in Sept./Dec.)

** Newfoundland Statistics Classification System

*** May include itinerant teachers

District 3 - Nova Central

#152 - Valmont Academy, King's Point

Classification: Rural
Offers Distance Education: Yes

Grades: K-12 Number of Grades: 13

[School FTE PTR : 8.4](#)
[District FTE PTR : 11.2](#)
[Provincial FTE PTR : 11.9](#)

[FTE Teachers](#) *** : 14.0

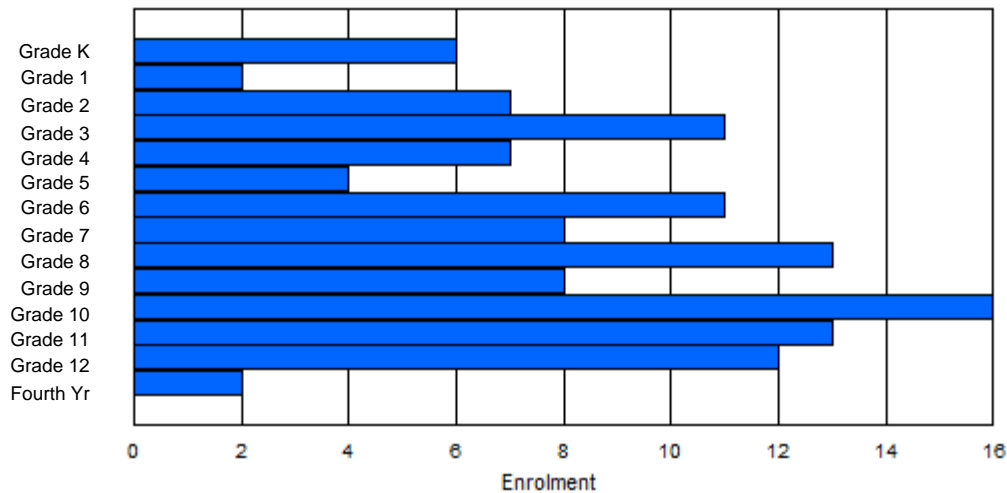
Enrolment By Age and Gender

Gender	Age																	Total
	5	6	7	8	9	10	11	12	13	14	15	16	17	18	19	20>		
Male	3	0	3	5	2	1	4	2	8	3	10	8	4	1	1	0	55	
Female	3	2	4	6	5	3	7	6	4	6	5	5	7	2	0	0	65	
Total	6	2	7	11	7	4	11	8	12	9	15	13	11	3	1	0	120	

Enrolment By Grade and Gender

Gender	K	Grade													Total
		1	2	3	4	5	6	7	8	9	10	11	12	4th	
Male	3	0	3	5	2	1	4	2	9	2	10	8	5	1	55
Female	3	2	4	6	5	3	7	6	4	6	6	5	7	1	65
Total	6	2	7	11	7	4	11	8	13	8	16	13	12	2	120

Enrolment By Grade
For 152 - Valmont Academy, King's Point



* Data from the 2011-2012 AGR(Enrolment/Age as of the last day in Sept./Dec.)

** Newfoundland Statistics Classification System

*** May include itinerant teachers

District 3 - Nova Central

#153 - Cape John Collegiate, La Scie

Classification: Rural
Offers Distance Education: Yes

Grades: 7-12

Number of Grades: 6

[School FTE PTR : 10.3](#)

[District FTE PTR : 11.2](#)

[Provincial FTE PTR : 11.9](#)

[FTE Teachers](#) *** : 11.0

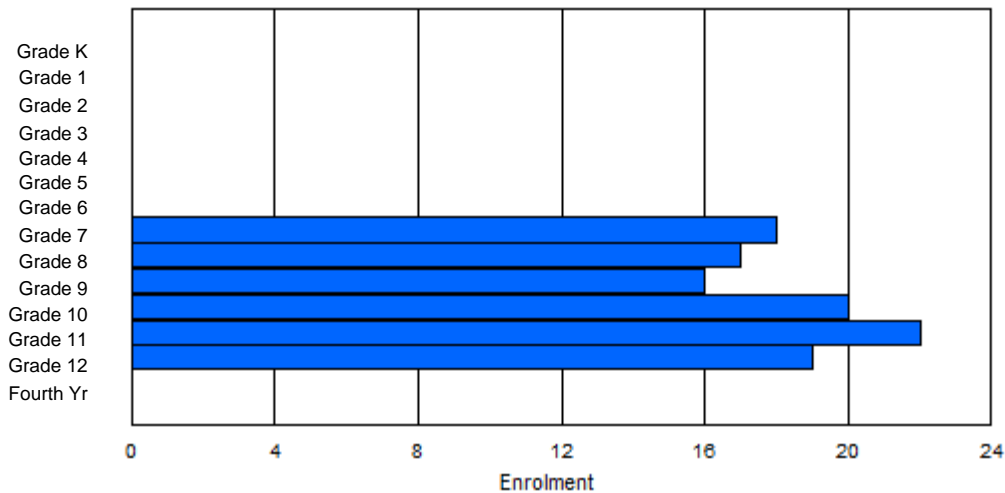
Enrolment By Age and Gender

Gender	Age																Total
	5	6	7	8	9	10	11	12	13	14	15	16	17	18	19	20>	
Male	0	0	0	0	0	0	0	7	8	10	11	9	7	0	0	0	52
Female	0	0	0	0	0	0	0	11	9	6	10	12	12	0	0	0	60
Total	0	0	0	0	0	0	0	18	17	16	21	21	19	0	0	0	112

Enrolment By Grade and Gender

Gender	Grade														Total
	K	1	2	3	4	5	6	7	8	9	10	11	12	4th	
Male	0	0	0	0	0	0	0	7	8	10	10	10	7	0	52
Female	0	0	0	0	0	0	0	11	9	6	10	12	12	0	60
Total	0	0	0	0	0	0	0	18	17	16	20	22	19	0	112

Enrolment By Grade
For 153 - Cape John Collegiate, La Scie



* Data from the 2011-2012 AGR(Enrolment/Age as of the last day in Sept./Dec.)

** Newfoundland Statistics Classification System

*** May include itinerant teachers

District 3 - Nova Central

#154 - Hillside Elementary, La Scie

Classification: Rural
Offers Distance Education: No

Grades: K-6 Number of Grades: 7

[School FTE PTR : 9.8](#)
[District FTE PTR : 11.2](#)
[Provincial FTE PTR : 11.9](#)

[FTE Teachers](#) *** : 9.0

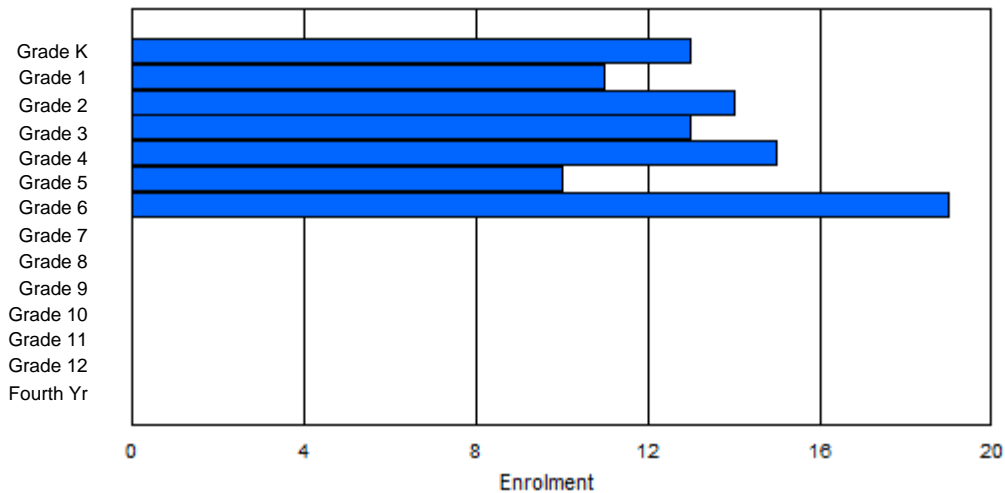
Enrolment By Age and Gender

Gender	Age																Total
	5	6	7	8	9	10	11	12	13	14	15	16	17	18	19	20>	
Male	7	8	7	7	9	4	8	0	0	0	0	0	0	0	0	0	50
Female	6	3	7	6	6	7	10	0	0	0	0	0	0	0	0	0	45
Total	13	11	14	13	15	11	18	0	0	0	0	0	0	0	0	0	95

Enrolment By Grade and Gender

Gender	K	Grade													Total
		1	2	3	4	5	6	7	8	9	10	11	12	4th	
Male	7	8	7	7	9	3	9	0	0	0	0	0	0	0	50
Female	6	3	7	6	6	7	10	0	0	0	0	0	0	0	45
Total	13	11	14	13	15	10	19	0	0	0	0	0	0	0	95

Enrolment By Grade
For 154 - Hillside Elementary, La Scie



* Data from the 2011-2012 AGR(Enrolment/Age as of the last day in Sept./Dec.)

** Newfoundland Statistics Classification System

*** May include itinerant teachers

District 3 - Nova Central

#155 - Leading Ticksles Primary, Leading Ticksles

Grades: K-3

Number of Grades: 4

[FTE Teachers](#) *** : 1.6

Classification: Rural

Offers Distance Education: No

[School FTE PTR : 5.9](#)

[District FTE PTR : 11.2](#)

[Provincial FTE PTR : 11.9](#)

Enrolment By Age and Gender

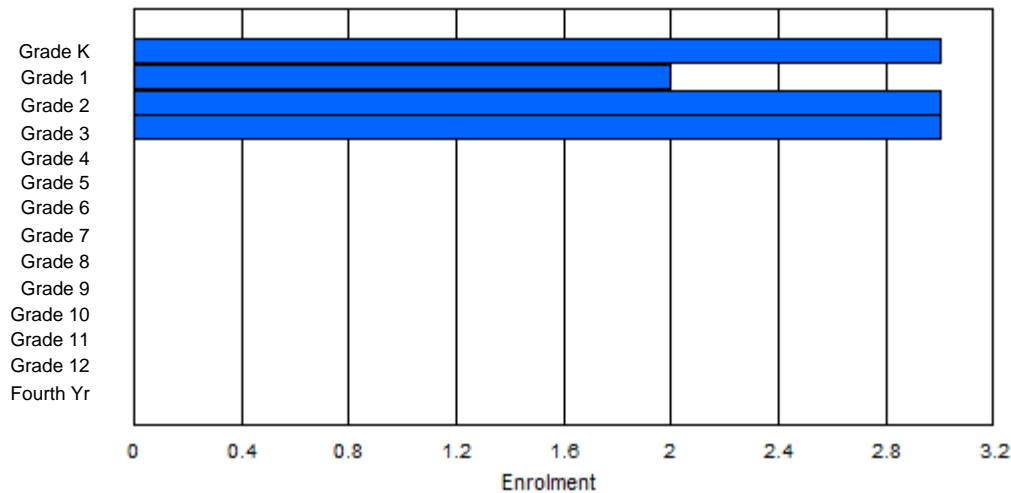
Gender	Age																Total
	5	6	7	8	9	10	11	12	13	14	15	16	17	18	19	20>	
Male	3	0	2	2	0	0	0	0	0	0	0	0	0	0	0	0	7
Female	0	2	1	1	0	0	0	0	0	0	0	0	0	0	0	0	4
Total	3	2	3	3	0	0	0	0	0	0	0	0	0	0	0	0	11

Enrolment By Grade and Gender

Gender	K	Grade												4th	Total	
		1	2	3	4	5	6	7	8	9	10	11	12			
Male	3	0	2	2	0	0	0	0	0	0	0	0	0	0	0	7
Female	0	2	1	1	0	0	0	0	0	0	0	0	0	0	0	4
Total	3	2	3	3	0	0	0	0	0	0	0	0	0	0	0	11

Enrolment By Grade

For 155 - Leading Ticksles Primary, Leading Ticksles



* Data from the 2011-2012 AGR(Enrolment/Age as of the last day in Sept./Dec.)

** Newfoundland Statistics Classification System

*** May include itinerant teachers

District 3 - Nova Central

#156 - H.L. Strong Academy, Little Bay Islands

Classification: Rural
Offers Distance Education: Yes

Grades: 6,9 Number of Grades: 2

[School FTE PTR : 2.0](#)
[District FTE PTR : 11.2](#)
[Provincial FTE PTR : 11.9](#)

[FTE Teachers](#) *** : 1.0

Enrolment By Age and Gender

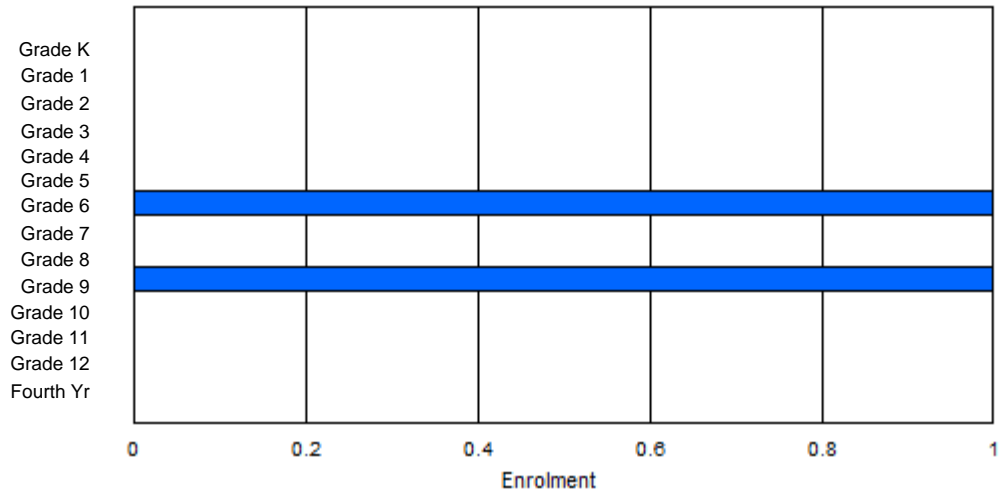
Gender	Age																Total
	5	6	7	8	9	10	11	12	13	14	15	16	17	18	19	20>	
Male	0	0	0	0	0	0	1	0	0	0	0	0	0	0	0	0	1
Female	0	0	0	0	0	0	0	0	0	1	0	0	0	0	0	0	1
Total	0	0	0	0	0	0	1	0	0	1	0	0	0	0	0	0	2

Enrolment By Grade and Gender

Gender	Grade														Total
	K	1	2	3	4	5	6	7	8	9	10	11	12	4th	
Male	0	0	0	0	0	0	1	0	0	0	0	0	0	0	1
Female	0	0	0	0	0	0	0	0	0	1	0	0	0	0	1
Total	0	0	0	0	0	0	1	0	0	1	0	0	0	0	2

Enrolment By Grade

For 156 - H.L. Strong Academy, Little Bay Islands



* Data from the 2011-2012 AGR(Enrolment/Age as of the last day in Sept./Dec.)

** Newfoundland Statistics Classification System

*** May include itinerant teachers

District 3 - Nova Central

#157 - St. Peter's AG, McCallum

Classification: Rural
Offers Distance Education: Yes

Grades: 2,5-6,8-12 Number of Grades: 8

[School FTE PTR : 3.3](#)
[District FTE PTR : 11.2](#)
[Provincial FTE PTR : 11.9](#)

[FTE Teachers](#) *** : 2.8

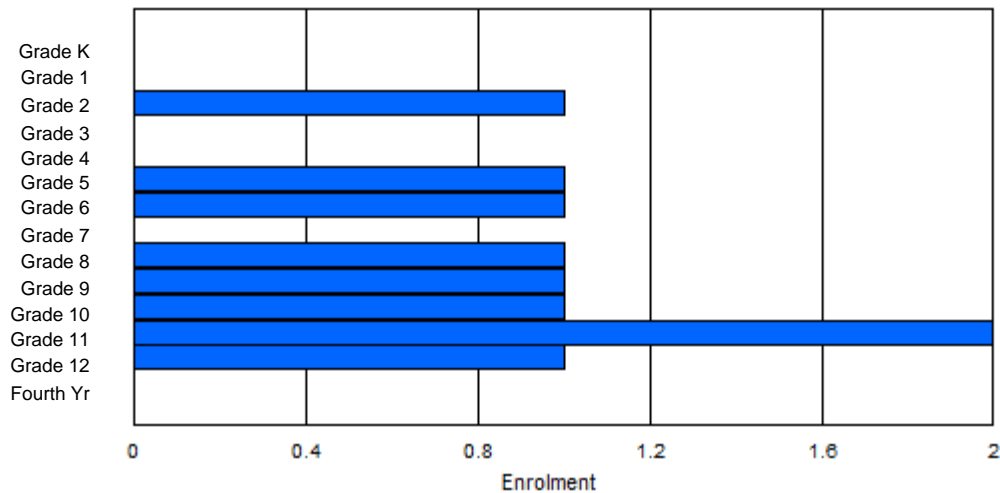
Enrolment By Age and Gender

Gender	Age																Total
	5	6	7	8	9	10	11	12	13	14	15	16	17	18	19	20>	
Male	0	0	0	0	0	0	0	0	1	1	1	1	0	0	0	0	4
Female	0	0	1	0	0	1	1	0	0	0	0	1	1	0	0	0	5
Total	0	0	1	0	0	1	1	0	1	1	1	2	1	0	0	0	9

Enrolment By Grade and Gender

Gender	Grade														Total
	K	1	2	3	4	5	6	7	8	9	10	11	12	4th	
Male	0	0	0	0	0	0	0	0	1	1	1	1	0	0	4
Female	0	0	1	0	0	1	1	0	0	0	0	1	1	0	5
Total	0	0	1	0	0	1	1	0	1	1	1	2	1	0	9

Enrolment By Grade
For 157 - St. Peter's AG, McCallum



* Data from the 2011-2012 AGR(Enrolment/Age as of the last day in Sept./Dec.)

** Newfoundland Statistics Classification System

*** May include itinerant teachers

District 3 - Nova Central

#158 - MSB Regional Academy, Middle Arm

Grades: K-12

Number of Grades: 13

[FTE Teachers](#) *** : 16.5

Classification: Rural

Offers Distance Education: Yes

[School FTE PTR : 9.4](#)

[District FTE PTR : 11.2](#)

[Provincial FTE PTR : 11.9](#)

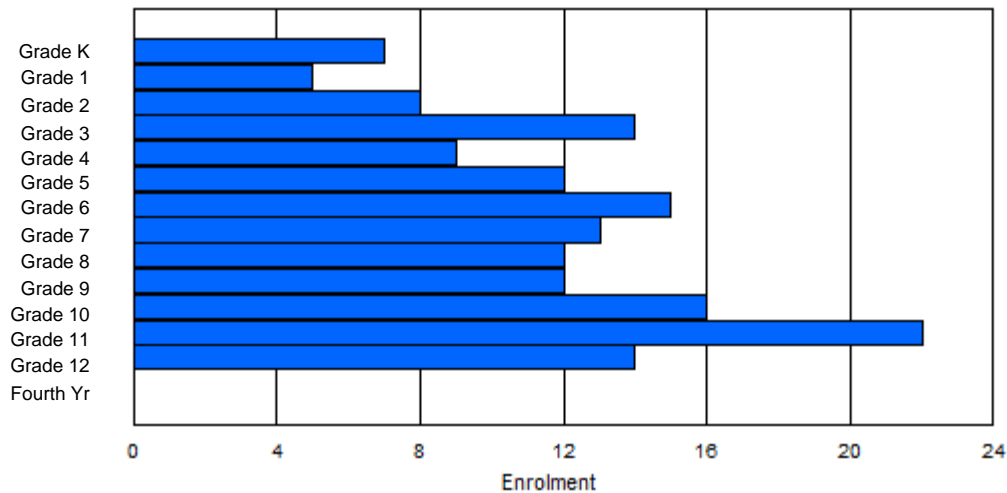
Enrolment By Age and Gender

Gender	Age																	Total
	5	6	7	8	9	10	11	12	13	14	15	16	17	18	19	20>		
Male	4	2	5	4	6	5	7	8	5	7	6	7	9	0	0	0	75	
Female	2	4	3	10	3	7	8	5	6	6	8	16	6	0	0	0	84	
Total	6	6	8	14	9	12	15	13	11	13	14	23	15	0	0	0	159	

Enrolment By Grade and Gender

Gender	Grade														Total
	K	1	2	3	4	5	6	7	8	9	10	11	12	4th	
Male	4	2	5	4	6	5	7	8	5	7	6	8	8	0	75
Female	3	3	3	10	3	7	8	5	7	5	10	14	6	0	84
Total	7	5	8	14	9	12	15	13	12	12	16	22	14	0	159

Enrolment By Grade
For 158 - MSB Regional Academy, Middle Arm



* Data from the 2011-2012 AGR(Enrolment/Age as of the last day in Sept./Dec.)

** Newfoundland Statistics Classification System

*** May include itinerant teachers

District 3 - Nova Central

#160 - Bayview Primary, Nipper's Harbour

Classification: Rural
Offers Distance Education: No

Grades: 1-2 Number of Grades: 2

[School FTE PTR : 3.0](#)
[District FTE PTR : 11.2](#)
[Provincial FTE PTR : 11.9](#)

[FTE Teachers](#) *** : 1.0

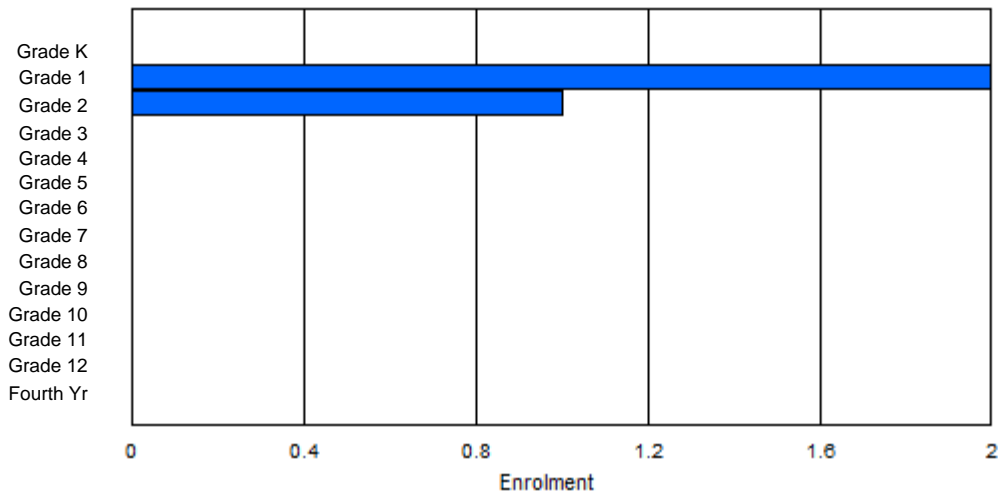
Enrolment By Age and Gender

Gender	Age																Total
	5	6	7	8	9	10	11	12	13	14	15	16	17	18	19	20>	
Male	0	0	1	0	0	0	0	0	0	0	0	0	0	0	0	0	1
Female	0	2	0	0	0	0	0	0	0	0	0	0	0	0	0	0	2
Total	0	2	1	0	0	0	0	0	0	0	0	0	0	0	0	0	3

Enrolment By Grade and Gender

Gender	Grade														Total
	K	1	2	3	4	5	6	7	8	9	10	11	12	4th	
Male	0	0	1	0	0	0	0	0	0	0	0	0	0	0	1
Female	0	2	0	0	0	0	0	0	0	0	0	0	0	0	2
Total	0	2	1	0	0	0	0	0	0	0	0	0	0	0	3

Enrolment By Grade
For 160 - Bayview Primary, Nipper's Harbour



* Data from the 2011-2012 AGR(Enrolment/Age as of the last day in Sept./Dec.)

** Newfoundland Statistics Classification System

*** May include itinerant teachers

District 3 - Nova Central

#162 - Dorset Collegiate, Pilley's Island

Classification: Rural
Offers Distance Education: Yes

Grades: 7-12

Number of Grades: 6

[School FTE PTR : 11.0](#)

[District FTE PTR : 11.2](#)

[Provincial FTE PTR : 11.9](#)

[FTE Teachers](#) *** : 16.8

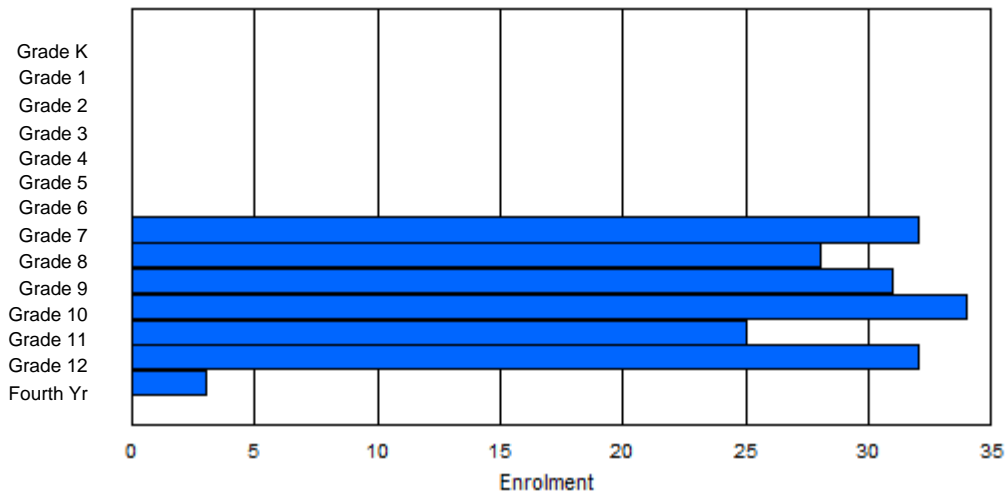
Enrolment By Age and Gender

Gender	Age																Total
	5	6	7	8	9	10	11	12	13	14	15	16	17	18	19	20>	
Male	0	0	0	0	0	0	0	19	12	15	17	10	17	4	1	0	95
Female	0	0	0	0	0	0	0	12	16	17	14	15	13	3	0	0	90
Total	0	0	0	0	0	0	0	31	28	32	31	25	30	7	1	0	185

Enrolment By Grade and Gender

Gender	Grade														Total
	K	1	2	3	4	5	6	7	8	9	10	11	12	4th	
Male	0	0	0	0	0	0	0	19	12	15	19	10	18	2	95
Female	0	0	0	0	0	0	0	13	16	16	15	15	14	1	90
Total	0	0	0	0	0	0	0	32	28	31	34	25	32	3	185

Enrolment By Grade
For 162 - Dorset Collegiate, Pilley's Island



* Data from the 2011-2012 AGR(Enrolment/Age as of the last day in Sept./Dec.)

** Newfoundland Statistics Classification System

*** May include itinerant teachers

District 3 - Nova Central

#163 - Point Leamington Academy, Point Leamington

Grades: K-12

Number of Grades: 13

[FTE Teachers](#) *** : 12.5

Classification: Rural

Offers Distance Education: Yes

[School FTE PTR : 7.7](#)

[District FTE PTR : 11.2](#)

[Provincial FTE PTR : 11.9](#)

Enrolment By Age and Gender

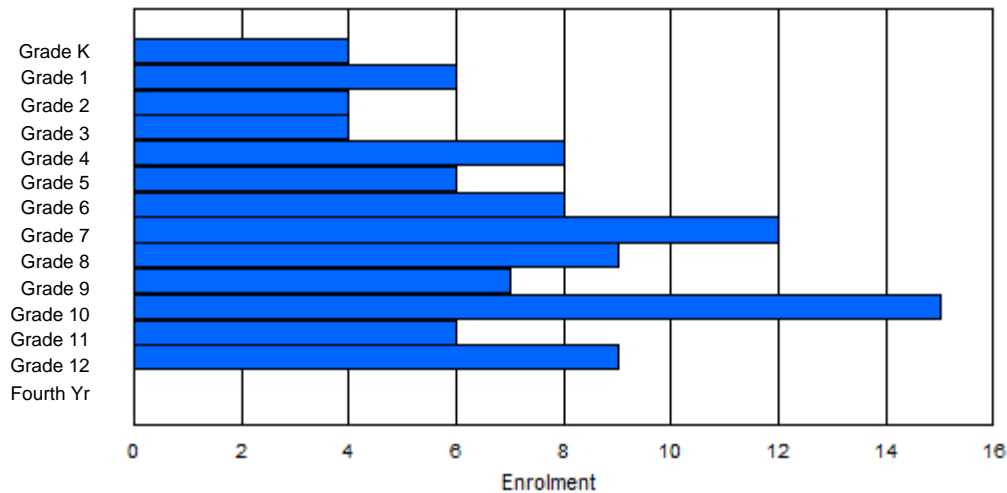
Gender	Age																	Total
	5	6	7	8	9	10	11	12	13	14	15	16	17	18	19	20>		
Male	2	2	1	4	5	5	3	7	4	1	7	3	5	1	0	0	50	
Female	2	4	3	0	3	1	5	5	5	6	8	3	3	0	0	0	48	
Total	4	6	4	4	8	6	8	12	9	7	15	6	8	1	0	0	98	

Enrolment By Grade and Gender

Gender	K	Grade													Total
		1	2	3	4	5	6	7	8	9	10	11	12	4th	
Male	2	2	1	4	5	5	3	7	4	1	7	3	6	0	50
Female	2	4	3	0	3	1	5	5	5	6	8	3	3	0	48
Total	4	6	4	4	8	6	8	12	9	7	15	6	9	0	98

Enrolment By Grade

For 163 - Point Leamington Academy, Point Leamington



* Data from the 2011-2012 AGR(Enrolment/Age as of the last day in Sept./Dec.)

** Newfoundland Statistics Classification System

*** May include itinerant teachers

District 3 - Nova Central

#165 - St. Stephen's AG, Rencontre East

Classification: Rural
Offers Distance Education: Yes

Grades: K-4,6-7,9-12 Number of Grades: 11

[School FTE PTR : 4.9](#)
[District FTE PTR : 11.2](#)
[Provincial FTE PTR : 11.9](#)

[FTE Teachers](#) *** : 4.0

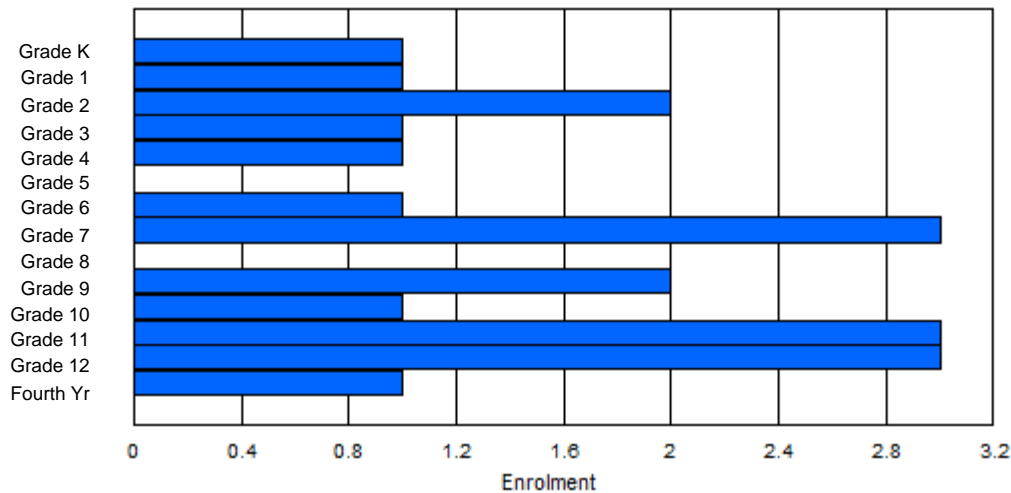
Enrolment By Age and Gender

Gender	Age																	Total
	5	6	7	8	9	10	11	12	13	14	15	16	17	18	19	20>		
Male	1	0	1	0	0	0	1	2	0	1	1	1	3	0	0	0	11	
Female	0	1	1	1	1	0	0	1	0	1	0	2	0	0	1	0	9	
Total	1	1	2	1	1	0	1	3	0	2	1	3	3	0	1	0	20	

Enrolment By Grade and Gender

Gender	K	Grade													Total
		1	2	3	4	5	6	7	8	9	10	11	12	4th	
Male	1	0	1	0	0	0	1	2	0	1	1	1	3	0	11
Female	0	1	1	1	1	0	0	1	0	1	0	2	0	1	9
Total	1	1	2	1	1	0	1	3	0	2	1	3	3	1	20

Enrolment By Grade
For 165 - St. Stephen's AG, Rencontre East



* Data from the 2011-2012 AGR(Enrolment/Age as of the last day in Sept./Dec.)

** Newfoundland Statistics Classification System

*** May include itinerant teachers

District 3 - Nova Central

#167 - Green Bay South Academy, Robert's Arm

Classification: Rural
Offers Distance Education: No

Grades: K-6 Number of Grades: 7

[School FTE PTR : 10.0](#)
[District FTE PTR : 11.2](#)
[Provincial FTE PTR : 11.9](#)

[FTE Teachers](#) *** : 12.0

Enrolment By Age and Gender

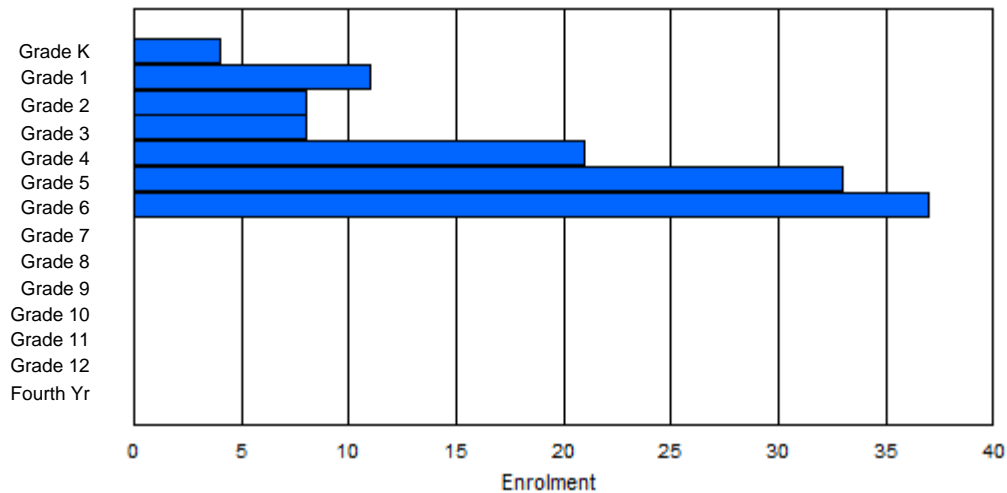
Gender	Age																Total
	5	6	7	8	9	10	11	12	13	14	15	16	17	18	19	20>	
Male	2	4	3	6	14	21	17	1	0	0	0	0	0	0	0	0	68
Female	2	7	5	2	7	12	19	0	0	0	0	0	0	0	0	0	54
Total	4	11	8	8	21	33	36	1	0	0	0	0	0	0	0	0	122

Enrolment By Grade and Gender

Gender	K	Grade												Total	
		1	2	3	4	5	6	7	8	9	10	11	12		4th
Male	2	4	3	6	14	21	18	0	0	0	0	0	0	0	68
Female	2	7	5	2	7	12	19	0	0	0	0	0	0	0	54
Total	4	11	8	8	21	33	37	0	0	0	0	0	0	0	122

Enrolment By Grade

For 167 - Green Bay South Academy, Robert's Arm



* Data from the 2011-2012 AGR(Enrolment/Age as of the last day in Sept./Dec.)

** Newfoundland Statistics Classification System

*** May include itinerant teachers

District 3 - Nova Central

#171 - Indian River High School, Springdale

Classification: Rural
Offers Distance Education: No

Grades: 7-12 Number of Grades: 6

[School FTE PTR : 12.1](#)
[District FTE PTR : 11.2](#)
[Provincial FTE PTR : 11.9](#)

[FTE Teachers](#) *** : 21.3

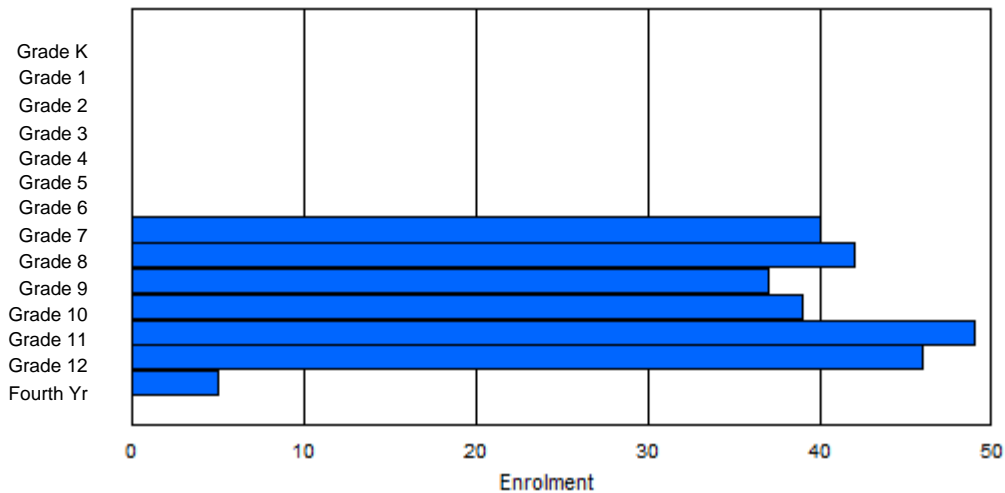
Enrolment By Age and Gender

Gender	Age																Total
	5	6	7	8	9	10	11	12	13	14	15	16	17	18	19	20>	
Male	0	0	0	0	0	0	0	25	26	17	17	23	19	4	2	0	133
Female	0	0	0	0	0	0	0	12	19	18	23	23	28	1	1	0	125
Total	0	0	0	0	0	0	0	37	45	35	40	46	47	5	3	0	258

Enrolment By Grade and Gender

Gender	Grade														Total
	K	1	2	3	4	5	6	7	8	9	10	11	12	4th	
Male	0	0	0	0	0	0	0	27	24	19	16	23	21	3	133
Female	0	0	0	0	0	0	0	13	18	18	23	26	25	2	125
Total	0	0	0	0	0	0	0	40	42	37	39	49	46	5	258

Enrolment By Grade
For 171 - Indian River High School, Springdale



* Data from the 2011-2012 AGR(Enrolment/Age as of the last day in Sept./Dec.)

** Newfoundland Statistics Classification System

*** May include itinerant teachers

District 3 - Nova Central

#172 - Brian Peckford Primary, Triton

Classification: Rural
Offers Distance Education: No

Grades: K-3 Number of Grades: 4

[School FTE PTR : 8.8](#)
[District FTE PTR : 11.2](#)
[Provincial FTE PTR : 11.9](#)

[FTE Teachers](#) *** : 5.0

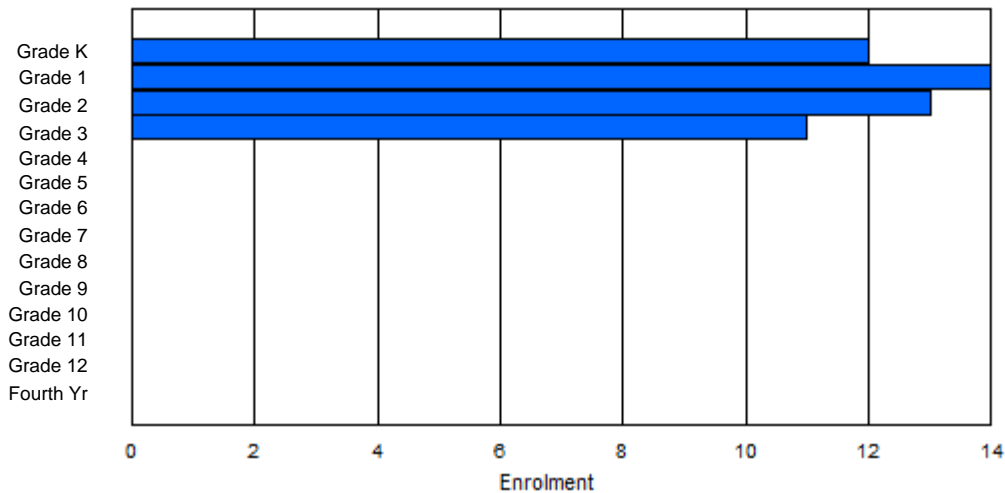
Enrolment By Age and Gender

Gender	Age																Total
	5	6	7	8	9	10	11	12	13	14	15	16	17	18	19	20>	
Male	6	10	10	6	0	0	0	0	0	0	0	0	0	0	0	0	32
Female	6	4	3	5	0	0	0	0	0	0	0	0	0	0	0	0	18
Total	12	14	13	11	0	0	0	0	0	0	0	0	0	0	0	0	50

Enrolment By Grade and Gender

Gender	K	Grade												4th	Total	
		1	2	3	4	5	6	7	8	9	10	11	12			
Male	6	10	10	6	0	0	0	0	0	0	0	0	0	0	0	32
Female	6	4	3	5	0	0	0	0	0	0	0	0	0	0	0	18
Total	12	14	13	11	0	0	0	0	0	0	0	0	0	0	0	50

Enrolment By Grade
For 172 - Brian Peckford Primary, Triton



* Data from the 2011-2012 AGR(Enrolment/Age as of the last day in Sept./Dec.)

** Newfoundland Statistics Classification System

*** May include itinerant teachers

District 3 - Nova Central

#174 - St. Peter's Academy, Westport

Classification: Rural
Offers Distance Education: Yes

Grades: K-1,4-7,9-12 Number of Grades: 10

[School FTE PTR : 5.3](#)
[District FTE PTR : 11.2](#)
[Provincial FTE PTR : 11.9](#)

[FTE Teachers](#) *** : 6.8

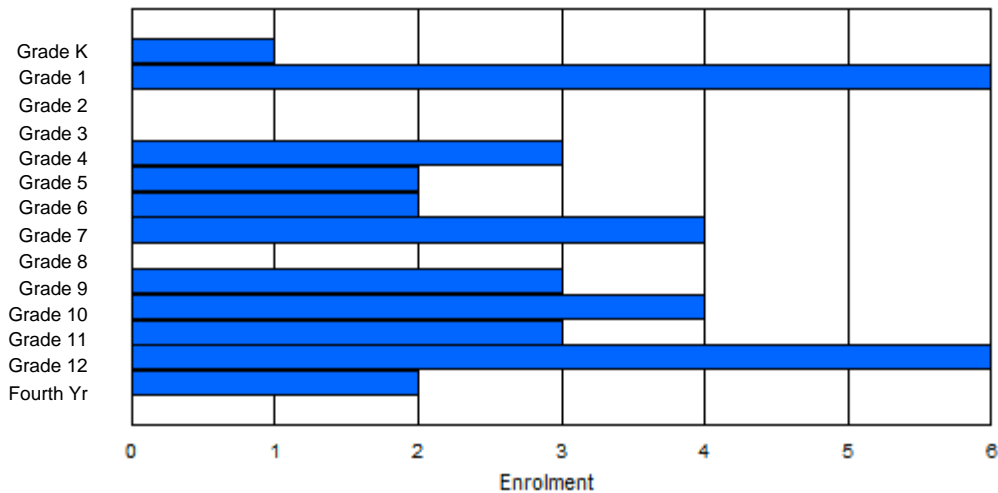
Enrolment By Age and Gender

Gender	Age																	Total
	5	6	7	8	9	10	11	12	13	14	15	16	17	18	19	20>		
Male	0	3	0	0	0	0	0	3	0	3	0	3	1	0	0	0	13	
Female	1	3	0	0	3	2	2	1	0	0	3	1	5	2	0	0	23	
Total	1	6	0	0	3	2	2	4	0	3	3	4	6	2	0	0	36	

Enrolment By Grade and Gender

Gender	Grade															Total
	K	1	2	3	4	5	6	7	8	9	10	11	12	4th		
Male	0	3	0	0	0	0	0	3	0	3	1	2	1	0	13	
Female	1	3	0	0	3	2	2	1	0	0	3	1	5	2	23	
Total	1	6	0	0	3	2	2	4	0	3	4	3	6	2	36	

Enrolment By Grade
For 174 - St. Peter's Academy, Westport



* Data from the 2011-2012 AGR(Enrolment/Age as of the last day in Sept./Dec.)

** Newfoundland Statistics Classification System

*** May include itinerant teachers

District 3 - Nova Central

#177 - Greenwood Academy, Campbellton

Classification: Rural
Offers Distance Education: No

Grades: K-9 Number of Grades: 10

[School FTE PTR : 11.1](#)
[District FTE PTR : 11.2](#)
[Provincial FTE PTR : 11.9](#)

[FTE Teachers](#) *** : 14.0

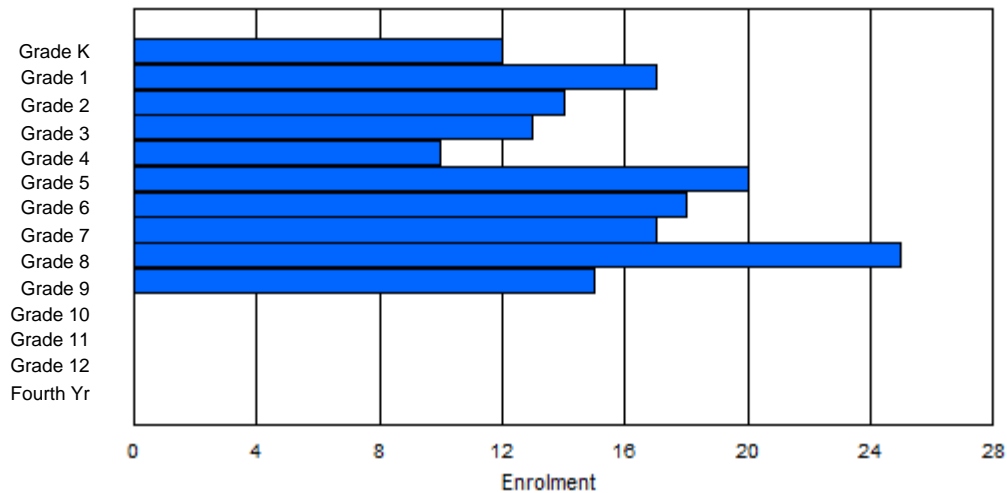
Enrolment By Age and Gender

Gender	Age																Total
	5	6	7	8	9	10	11	12	13	14	15	16	17	18	19	20>	
Male	9	13	6	5	3	11	13	5	12	1	0	0	0	0	0	0	78
Female	3	4	8	8	7	9	4	12	14	14	0	0	0	0	0	0	83
Total	12	17	14	13	10	20	17	17	26	15	0	0	0	0	0	0	161

Enrolment By Grade and Gender

Gender	K	Grade												4th	Total
		1	2	3	4	5	6	7	8	9	10	11	12		
Male	9	13	6	5	3	11	13	6	11	1	0	0	0	0	78
Female	3	4	8	8	7	9	5	11	14	14	0	0	0	0	83
Total	12	17	14	13	10	20	18	17	25	15	0	0	0	0	161

Enrolment By Grade
For 177 - Greenwood Academy, Campbellton



* Data from the 2011-2012 AGR(Enrolment/Age as of the last day in Sept./Dec.)

** Newfoundland Statistics Classification System

*** May include itinerant teachers

District 3 - Nova Central

#178 - Phoenix Academy, Carmanville

Classification: Rural
Offers Distance Education: Yes

Grades: K-12

Number of Grades: 13

[School FTE PTR : 11.2](#)

[District FTE PTR : 11.2](#)

[Provincial FTE PTR : 11.9](#)

[FTE Teachers](#) *** : 21.5

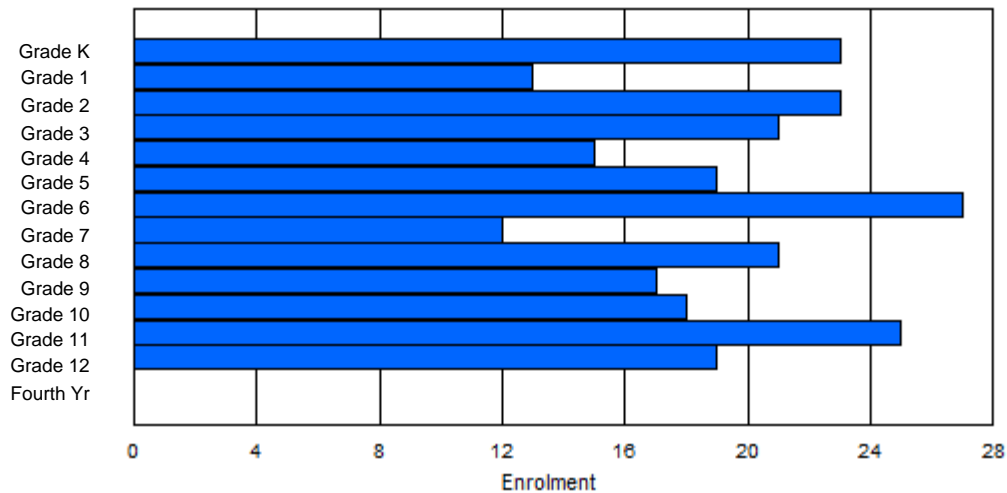
Enrolment By Age and Gender

Gender	Age																Total
	5	6	7	8	9	10	11	12	13	14	15	16	17	18	19	20>	
Male	10	5	6	10	7	10	8	5	12	11	10	13	10	0	0	0	117
Female	14	7	17	11	8	8	17	9	9	7	7	6	16	0	0	0	136
Total	24	12	23	21	15	18	25	14	21	18	17	19	26	0	0	0	253

Enrolment By Grade and Gender

Gender	Grade														Total
	K	1	2	3	4	5	6	7	8	9	10	11	12	4th	
Male	9	6	6	10	7	11	8	4	12	11	11	16	6	0	117
Female	14	7	17	11	8	8	19	8	9	6	7	9	13	0	136
Total	23	13	23	21	15	19	27	12	21	17	18	25	19	0	253

Enrolment By Grade
For 178 - Phoenix Academy, Carmanville



* Data from the 2011-2012 AGR(Enrolment/Age as of the last day in Sept./Dec.)

** Newfoundland Statistics Classification System

*** May include itinerant teachers

District 3 - Nova Central

#179 - Centreville Academy, Centreville-Wareham

Classification: Rural
Offers Distance Education: No

Grades: K-9 Number of Grades: 10

[School FTE PTR : 8.4](#)
[District FTE PTR : 11.2](#)
[Provincial FTE PTR : 11.9](#)

[FTE Teachers](#) *** : 12.8

Enrolment By Age and Gender

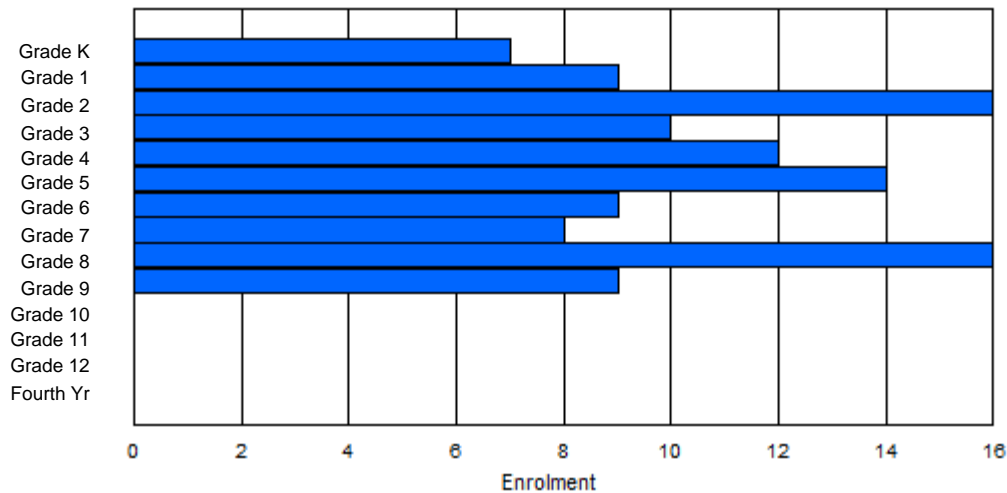
Gender	Age																Total
	5	6	7	8	9	10	11	12	13	14	15	16	17	18	19	20>	
Male	4	6	9	7	4	9	5	3	4	7	0	0	0	0	0	0	58
Female	3	3	7	3	8	5	4	4	13	1	1	0	0	0	0	0	52
Total	7	9	16	10	12	14	9	7	17	8	1	0	0	0	0	0	110

Enrolment By Grade and Gender

Gender	Grade														Total
	K	1	2	3	4	5	6	7	8	9	10	11	12	4th	
Male	4	6	9	7	4	9	5	3	4	7	0	0	0	0	58
Female	3	3	7	3	8	5	4	5	12	2	0	0	0	0	52
Total	7	9	16	10	12	14	9	8	16	9	0	0	0	0	110

Enrolment By Grade

For 179 - Centreville Academy, Centreville-Wareham



* Data from the 2011-2012 AGR(Enrolment/Age as of the last day in Sept./Dec.)

** Newfoundland Statistics Classification System

*** May include itinerant teachers

District 3 - Nova Central

#180 - A. R. Scammell Academy, Change Islands

Classification: Rural
Offers Distance Education: Yes

Grades: K-12 Number of Grades: 13

[School FTE PTR : 4.8](#)
[District FTE PTR : 11.2](#)
[Provincial FTE PTR : 11.9](#)

[FTE Teachers](#) *** : 5.0

Enrolment By Age and Gender

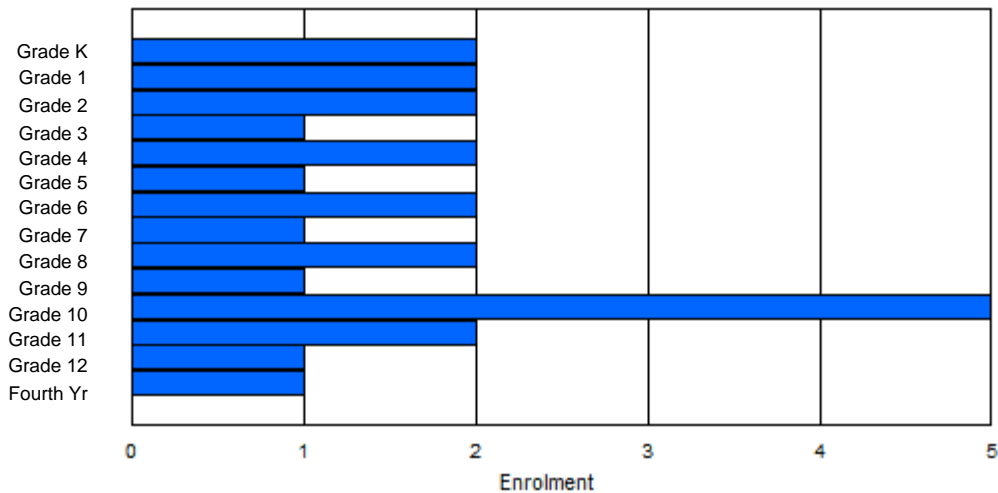
Gender	Age																	Total
	5	6	7	8	9	10	11	12	13	14	15	16	17	18	19	20>		
Male	2	0	2	0	1	1	0	0	0	0	2	1	1	1	0	0	11	
Female	0	2	0	1	1	0	2	1	2	1	3	0	1	0	0	0	14	
Total	2	2	2	1	2	1	2	1	2	1	5	1	2	1	0	0	25	

Enrolment By Grade and Gender

Gender	K	Grade													Total
		1	2	3	4	5	6	7	8	9	10	11	12	4th	
Male	2	0	2	0	1	1	0	0	0	0	2	2	0	1	11
Female	0	2	0	1	1	0	2	1	2	1	3	0	1	0	14
Total	2	2	2	1	2	1	2	1	2	1	5	2	1	1	25

Enrolment By Grade

For 180 - A. R. Scammell Academy, Change Islands



* Data from the 2011-2012 AGR(Enrolment/Age as of the last day in Sept./Dec.)

** Newfoundland Statistics Classification System

*** May include itinerant teachers

District 3 - Nova Central

#182 - Charlottetown Primary, Charlottetown, B.B.

Classification: Rural
Offers Distance Education: No

Grades: K,2-3 Number of Grades: 3

[School FTE PTR : 4.3](#)
[District FTE PTR : 11.2](#)
[Provincial FTE PTR : 11.9](#)

[FTE Teachers](#) *** : 1.9

Enrolment By Age and Gender

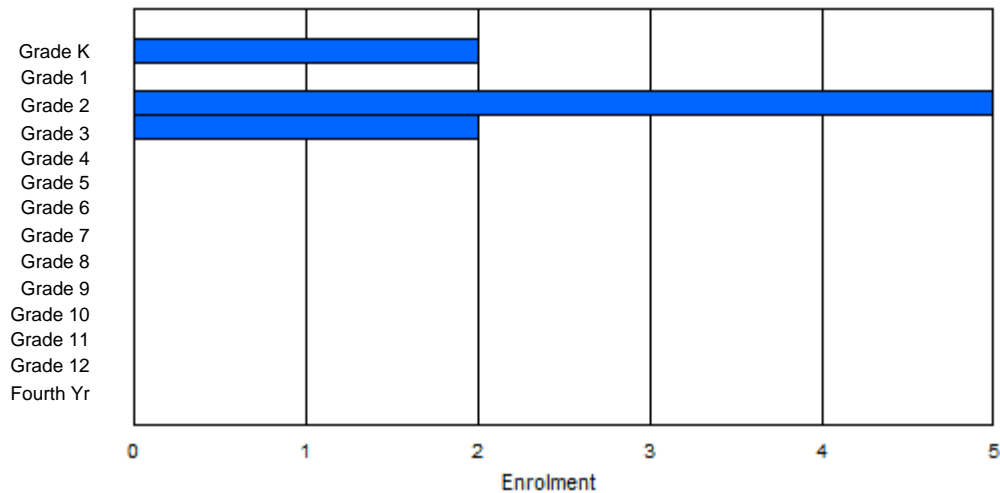
Gender	Age																Total
	5	6	7	8	9	10	11	12	13	14	15	16	17	18	19	20>	
Male	1	0	1	2	0	0	0	0	0	0	0	0	0	0	0	0	4
Female	1	0	4	0	0	0	0	0	0	0	0	0	0	0	0	0	5
Total	2	0	5	2	0	0	0	0	0	0	0	0	0	0	0	0	9

Enrolment By Grade and Gender

Gender	K	Grade													Total	
		1	2	3	4	5	6	7	8	9	10	11	12	4th		
Male	1	0	1	2	0	0	0	0	0	0	0	0	0	0	0	4
Female	1	0	4	0	0	0	0	0	0	0	0	0	0	0	0	5
Total	2	0	5	2	0	0	0	0	0	0	0	0	0	0	0	9

Enrolment By Grade

For 182 - Charlottetown Primary, Charlottetown, B.B.



* Data from the 2011-2012 AGR(Enrolment/Age as of the last day in Sept./Dec.)

** Newfoundland Statistics Classification System

*** May include itinerant teachers

District 3 - Nova Central

#183 - William Mercer Academy, Dover

Classification: Rural
Offers Distance Education: No

Grades: K-9 Number of Grades: 10

[School FTE PTR : 11.3](#)
[District FTE PTR : 11.2](#)
[Provincial FTE PTR : 11.9](#)

[FTE Teachers](#) *** : 15.8

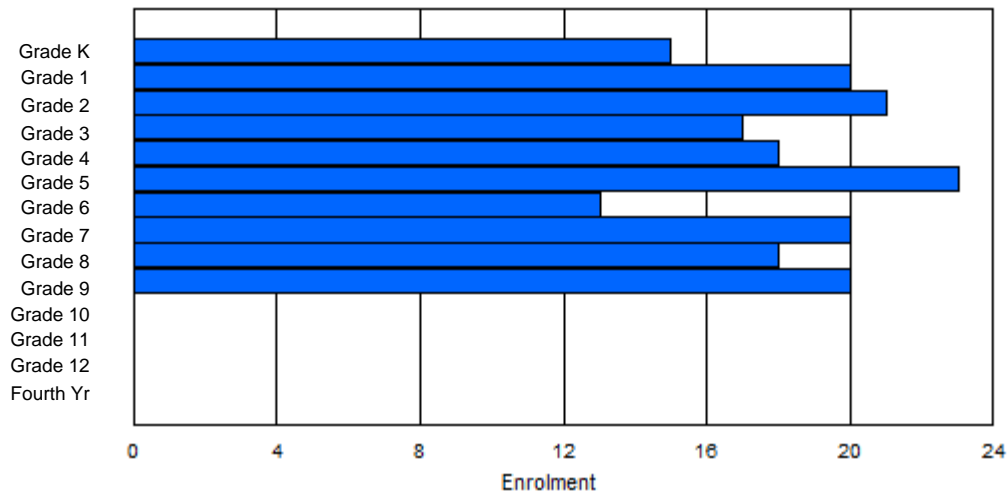
Enrolment By Age and Gender

Gender	Age																Total
	5	6	7	8	9	10	11	12	13	14	15	16	17	18	19	20>	
Male	7	10	9	13	9	9	3	8	8	9	0	0	0	0	0	0	85
Female	8	10	10	6	9	14	10	12	10	11	0	0	0	0	0	0	100
Total	15	20	19	19	18	23	13	20	18	20	0	0	0	0	0	0	185

Enrolment By Grade and Gender

Gender	K	Grade													Total
		1	2	3	4	5	6	7	8	9	10	11	12	4th	
Male	7	10	11	11	9	9	3	8	8	9	0	0	0	0	85
Female	8	10	10	6	9	14	10	12	10	11	0	0	0	0	100
Total	15	20	21	17	18	23	13	20	18	20	0	0	0	0	185

Enrolment By Grade
For 183 - William Mercer Academy, Dover



* Data from the 2011-2012 AGR(Enrolment/Age as of the last day in Sept./Dec.)

** Newfoundland Statistics Classification System

*** May include itinerant teachers

District 3 - Nova Central

#186 - Heritage Academy, Greenspond

Grades: K-3

Number of Grades: 4

[FTE Teachers](#) *** : 1.0

Classification: Rural

Offers Distance Education: No

[School FTE PTR : 6.0](#)

[District FTE PTR : 11.2](#)

[Provincial FTE PTR : 11.9](#)

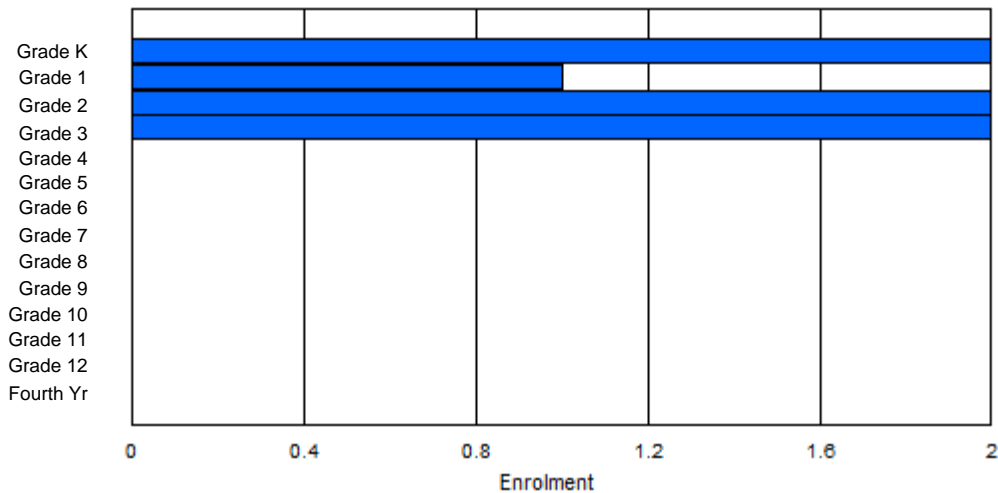
Enrolment By Age and Gender

Gender	Age																Total
	5	6	7	8	9	10	11	12	13	14	15	16	17	18	19	20>	
Male	0	1	2	1	0	0	0	0	0	0	0	0	0	0	0	0	4
Female	2	0	0	1	0	0	0	0	0	0	0	0	0	0	0	0	3
Total	2	1	2	2	0	0	0	0	0	0	0	0	0	0	0	0	7

Enrolment By Grade and Gender

Gender	K	Grade													Total	
		1	2	3	4	5	6	7	8	9	10	11	12	4th		
Male	0	1	2	1	0	0	0	0	0	0	0	0	0	0	0	4
Female	2	0	0	1	0	0	0	0	0	0	0	0	0	0	0	3
Total	2	1	2	2	0	0	0	0	0	0	0	0	0	0	0	7

Enrolment By Grade
For 186 - Heritage Academy, Greenspond



* Data from the 2011-2012 AGR(Enrolment/Age as of the last day in Sept./Dec.)

** Newfoundland Statistics Classification System

*** May include itinerant teachers

District 3 - Nova Central

#187 - Jane Collins Academy, Hare Bay

Classification: Rural
Offers Distance Education: Yes

Grades: 10-12

Number of Grades: 3

[School FTE PTR : 10.1](#)

[District FTE PTR : 11.2](#)

[Provincial FTE PTR : 11.9](#)

[FTE Teachers](#) *** : 7.5

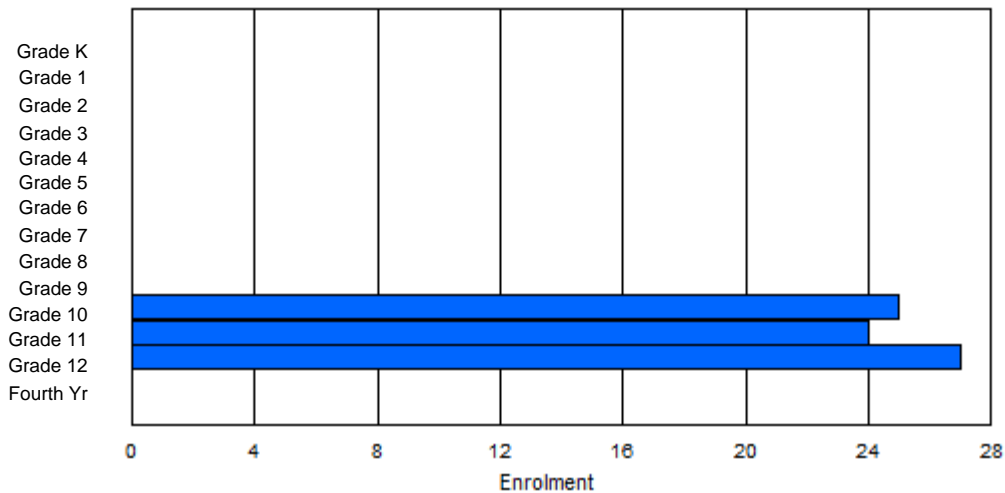
Enrolment By Age and Gender

Gender	Age																	Total
	5	6	7	8	9	10	11	12	13	14	15	16	17	18	19	20>		
Male	0	0	0	0	0	0	0	0	0	0	16	10	17	2	0	0	45	
Female	0	0	0	0	0	0	0	0	0	0	8	13	9	1	0	0	31	
Total	0	0	0	0	0	0	0	0	0	0	24	23	26	3	0	0	76	

Enrolment By Grade and Gender

Gender	Grade															Total
	K	1	2	3	4	5	6	7	8	9	10	11	12	4th		
Male	0	0	0	0	0	0	0	0	0	0	17	10	18	0	45	
Female	0	0	0	0	0	0	0	0	0	0	8	14	9	0	31	
Total	0	0	0	0	0	0	0	0	0	0	25	24	27	0	76	

Enrolment By Grade
For 187 - Jane Collins Academy, Hare Bay



* Data from the 2011-2012 AGR(Enrolment/Age as of the last day in Sept./Dec.)

** Newfoundland Statistics Classification System

*** May include itinerant teachers

District 3 - Nova Central

#188 - Sandstone Academy, Ladle Cove

Classification: Rural
Offers Distance Education: No

Grades: K-3,5-6 Number of Grades: 6

[School FTE PTR : 8.5](#)
[District FTE PTR : 11.2](#)
[Provincial FTE PTR : 11.9](#)

[FTE Teachers](#) *** : 2.0

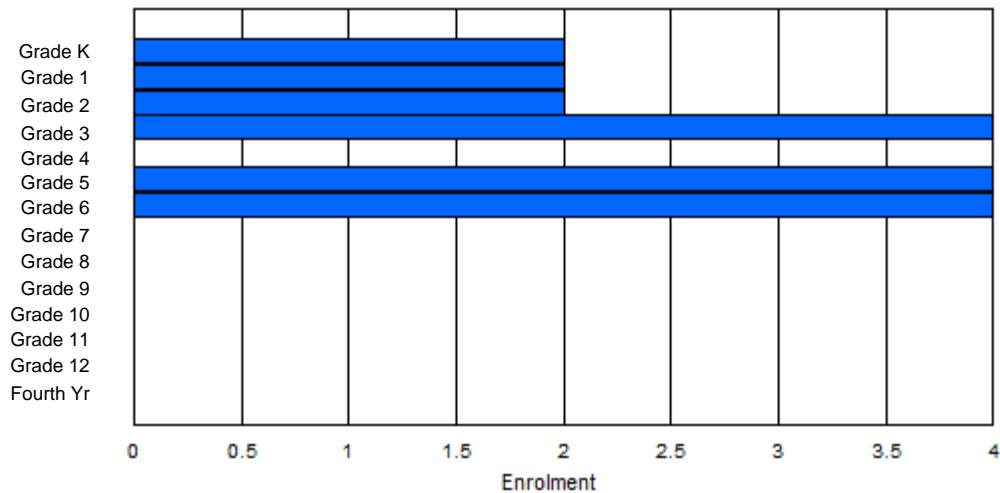
Enrolment By Age and Gender

Gender	Age																Total
	5	6	7	8	9	10	11	12	13	14	15	16	17	18	19	20>	
Male	2	2	0	2	0	3	2	0	0	0	0	0	0	0	0	0	11
Female	0	0	2	2	0	1	2	0	0	0	0	0	0	0	0	0	7
Total	2	2	2	4	0	4	4	0	0	0	0	0	0	0	0	0	18

Enrolment By Grade and Gender

Gender	K	Grade													Total	
		1	2	3	4	5	6	7	8	9	10	11	12	4th		
Male	2	2	0	2	0	3	2	0	0	0	0	0	0	0	0	11
Female	0	0	2	2	0	1	2	0	0	0	0	0	0	0	0	7
Total	2	2	2	4	0	4	4	0	0	0	0	0	0	0	0	18

Enrolment By Grade
For 188 - Sandstone Academy, Ladle Cove



* Data from the 2011-2012 AGR(Enrolment/Age as of the last day in Sept./Dec.)

** Newfoundland Statistics Classification System

*** May include itinerant teachers

District 3 - Nova Central

#189 - Lewisporte Academy, Lewisporte

Classification: Rural
Offers Distance Education: No

Grades: K-6 Number of Grades: 7

[School FTE PTR : 12.7](#)
[District FTE PTR : 11.2](#)
[Provincial FTE PTR : 11.9](#)

[FTE Teachers](#) *** : 25.0

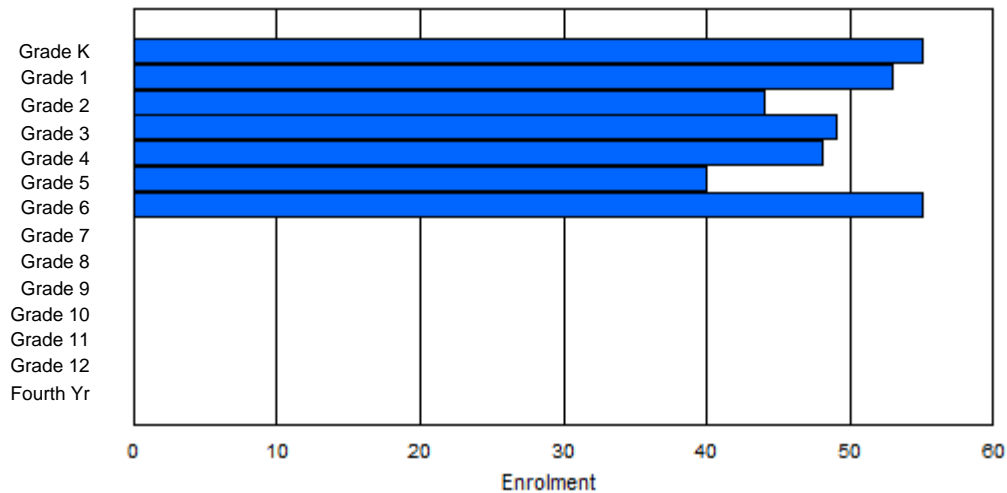
Enrolment By Age and Gender

Gender	Age																Total
	5	6	7	8	9	10	11	12	13	14	15	16	17	18	19	20>	
Male	23	24	21	28	21	26	28	0	0	0	0	0	0	0	0	0	171
Female	32	29	23	21	26	16	26	0	0	0	0	0	0	0	0	0	173
Total	55	53	44	49	47	42	54	0	0	0	0	0	0	0	0	0	344

Enrolment By Grade and Gender

Gender	Grade														Total
	K	1	2	3	4	5	6	7	8	9	10	11	12	4th	
Male	23	24	21	28	22	25	28	0	0	0	0	0	0	0	171
Female	32	29	23	21	26	15	27	0	0	0	0	0	0	0	173
Total	55	53	44	49	48	40	55	0	0	0	0	0	0	0	344

Enrolment By Grade
For 189 - Lewisporte Academy, Lewisporte



* Data from the 2011-2012 AGR(Enrolment/Age as of the last day in Sept./Dec.)

** Newfoundland Statistics Classification System

*** May include itinerant teachers

District 3 - Nova Central

#190 - Lewisporte Collegiate, Lewisporte

Grades: 10-12

Number of Grades: 3

[FTE Teachers](#) *** : 20.0

Classification: Rural

Offers Distance Education: No

[School FTE PTR : 13.2](#)

[District FTE PTR : 11.2](#)

[Provincial FTE PTR : 11.9](#)

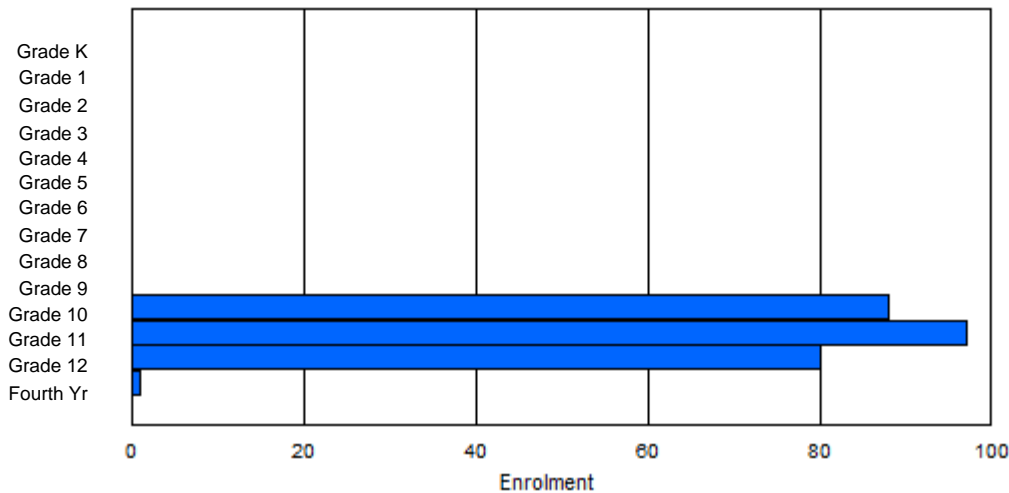
Enrolment By Age and Gender

Gender	Age																	Total
	5	6	7	8	9	10	11	12	13	14	15	16	17	18	19	20>		
Male	0	0	0	0	0	0	0	0	0	0	39	51	47	8	1	2	148	
Female	0	0	0	0	0	0	0	0	0	0	44	31	37	6	0	0	118	
Total	0	0	0	0	0	0	0	0	0	0	83	82	84	14	1	2	266	

Enrolment By Grade and Gender

Gender	Grade															Total
	K	1	2	3	4	5	6	7	8	9	10	11	12	4th		
Male	0	0	0	0	0	0	0	0	0	0	42	59	47	0	148	
Female	0	0	0	0	0	0	0	0	0	0	46	38	33	1	118	
Total	0	0	0	0	0	0	0	0	0	0	88	97	80	1	266	

Enrolment By Grade
For 190 - Lewisporte Collegiate, Lewisporte



* Data from the 2011-2012 AGR(Enrolment/Age as of the last day in Sept./Dec.)

** Newfoundland Statistics Classification System

*** May include itinerant teachers

District 3 - Nova Central

#192 - Lumsden Academy, Lumsden

Classification: Rural
Offers Distance Education: No

Grades: K-9 Number of Grades: 10

[School FTE PTR : 7.7](#)
[District FTE PTR : 11.2](#)
[Provincial FTE PTR : 11.9](#)

[FTE Teachers](#) *** : 9.0

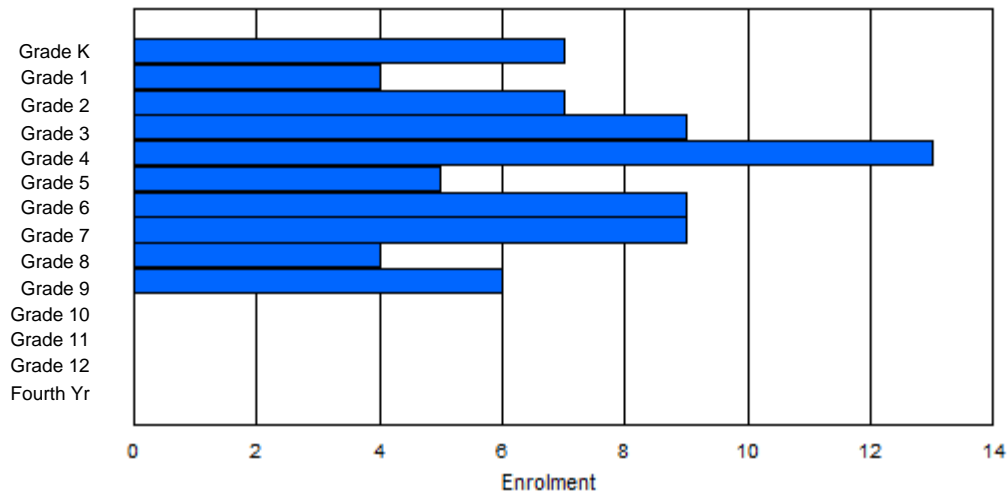
Enrolment By Age and Gender

Gender	Age																Total
	5	6	7	8	9	10	11	12	13	14	15	16	17	18	19	20>	
Male	2	2	6	2	7	2	5	5	3	5	0	0	0	0	0	0	39
Female	5	2	1	7	6	3	4	4	1	1	0	0	0	0	0	0	34
Total	7	4	7	9	13	5	9	9	4	6	0	0	0	0	0	0	73

Enrolment By Grade and Gender

Gender	K	Grade													Total
		1	2	3	4	5	6	7	8	9	10	11	12	4th	
Male	2	2	6	2	7	2	5	5	3	5	0	0	0	0	39
Female	5	2	1	7	6	3	4	4	1	1	0	0	0	0	34
Total	7	4	7	9	13	5	9	9	4	6	0	0	0	0	73

Enrolment By Grade
For 192 - Lumsden Academy, Lumsden



* Data from the 2011-2012 AGR(Enrolment/Age as of the last day in Sept./Dec.)

** Newfoundland Statistics Classification System

*** May include itinerant teachers

District 3 - Nova Central

#194 - Gill Memorial Academy, Musgrave Harbour

Classification: Rural
Offers Distance Education: Yes

Grades: K-12 Number of Grades: 13

[School FTE PTR : 8.4](#)
[District FTE PTR : 11.2](#)
[Provincial FTE PTR : 11.9](#)

[FTE Teachers](#) *** : 14.0

Enrolment By Age and Gender

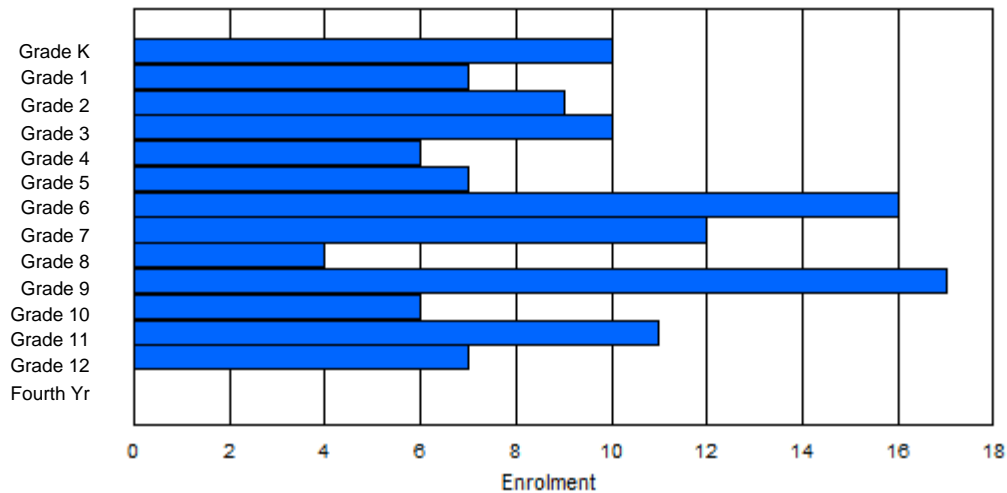
Gender	Age																Total
	5	6	7	8	9	10	11	12	13	14	15	16	17	18	19	20>	
Male	5	5	3	8	2	5	7	9	1	8	2	6	4	0	0	0	65
Female	6	1	6	2	4	2	8	4	3	9	4	4	4	0	0	0	57
Total	11	6	9	10	6	7	15	13	4	17	6	10	8	0	0	0	122

Enrolment By Grade and Gender

Gender	K	Grade													Total
		1	2	3	4	5	6	7	8	9	10	11	12	4th	
Male	4	6	3	8	2	5	7	9	1	8	2	7	3	0	65
Female	6	1	6	2	4	2	9	3	3	9	4	4	4	0	57
Total	10	7	9	10	6	7	16	12	4	17	6	11	7	0	122

Enrolment By Grade

For 194 - Gill Memorial Academy, Musgrave Harbour



* Data from the 2011-2012 AGR(Enrolment/Age as of the last day in Sept./Dec.)

** Newfoundland Statistics Classification System

*** May include itinerant teachers

District 3 - Nova Central

#196 - St. Gabriel's AG, St. Brendan's

Classification: Rural
Offers Distance Education: Yes

Grades: K-1,4-12 Number of Grades: 10

[School FTE PTR : 5.5](#)
[District FTE PTR : 11.2](#)
[Provincial FTE PTR : 11.9](#)

[FTE Teachers](#) *** : 3.0

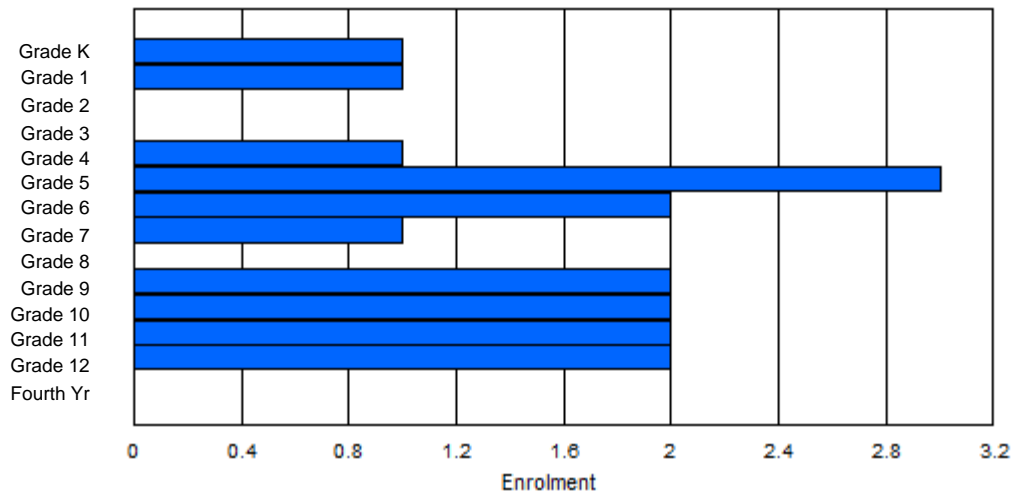
Enrolment By Age and Gender

Gender	Age																	Total
	5	6	7	8	9	10	11	12	13	14	15	16	17	18	19	20>		
Male	0	0	0	0	0	2	2	1	0	1	0	1	2	0	0	0	9	
Female	1	1	0	0	1	1	0	0	0	1	2	1	0	0	0	0	8	
Total	1	1	0	0	1	3	2	1	0	2	2	2	2	0	0	0	17	

Enrolment By Grade and Gender

Gender	K	Grade													Total
		1	2	3	4	5	6	7	8	9	10	11	12	4th	
Male	0	0	0	0	0	2	2	1	0	1	0	1	2	0	9
Female	1	1	0	0	1	1	0	0	0	1	2	1	0	0	8
Total	1	1	0	0	1	3	2	1	0	2	2	2	2	0	17

Enrolment By Grade
For 196 - St. Gabriel's AG, St. Brendan's



* Data from the 2011-2012 AGR(Enrolment/Age as of the last day in Sept./Dec.)

** Newfoundland Statistics Classification System

*** May include itinerant teachers

District 3 - Nova Central

#201 - J.M. Olds Collegiate, Twillingate

Classification: Rural
Offers Distance Education: Yes

Grades: 7-12

Number of Grades: 6

[School FTE PTR : 11.4](#)

[District FTE PTR : 11.2](#)

[Provincial FTE PTR : 11.9](#)

[FTE Teachers](#) *** : 14.0

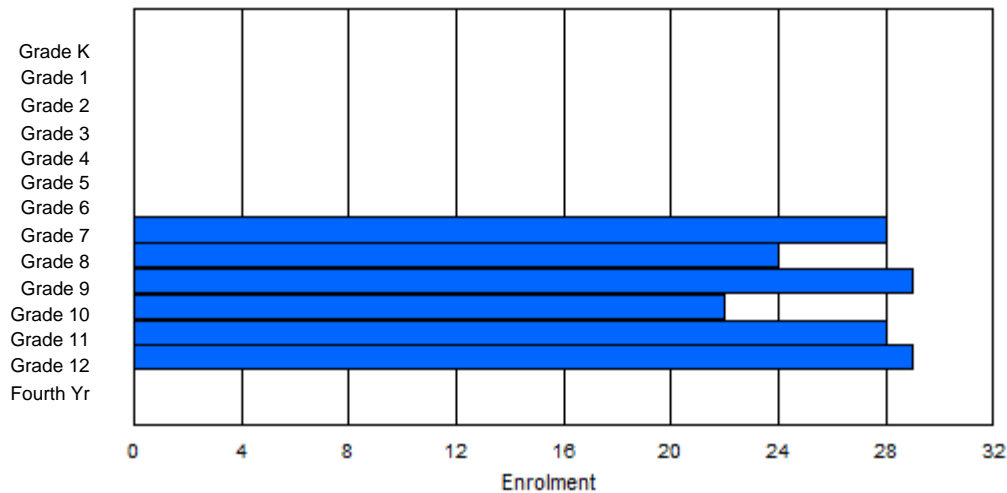
Enrolment By Age and Gender

Gender	Age																Total
	5	6	7	8	9	10	11	12	13	14	15	16	17	18	19	20>	
Male	0	0	0	0	0	0	0	14	10	11	9	14	17	1	1	0	77
Female	0	0	0	0	0	0	0	14	14	18	12	8	17	0	0	0	83
Total	0	0	0	0	0	0	0	28	24	29	21	22	34	1	1	0	160

Enrolment By Grade and Gender

Gender	Grade														Total
	K	1	2	3	4	5	6	7	8	9	10	11	12	4th	
Male	0	0	0	0	0	0	0	14	10	11	10	18	14	0	77
Female	0	0	0	0	0	0	0	14	14	18	12	10	15	0	83
Total	0	0	0	0	0	0	0	28	24	29	22	28	29	0	160

Enrolment By Grade
For 201 - J.M. Olds Collegiate, Twillingate



* Data from the 2011-2012 AGR(Enrolment/Age as of the last day in Sept./Dec.)

** Newfoundland Statistics Classification System

*** May include itinerant teachers

District 3 - Nova Central

#202 - Twillingate Island Elementary, Twillingate

Grades: K-6

Number of Grades: 7

[FTE Teachers](#) *** : 10.8

Classification: Rural

Offers Distance Education: No

[School FTE PTR : 10.3](#)

[District FTE PTR : 11.2](#)

[Provincial FTE PTR : 11.9](#)

Enrolment By Age and Gender

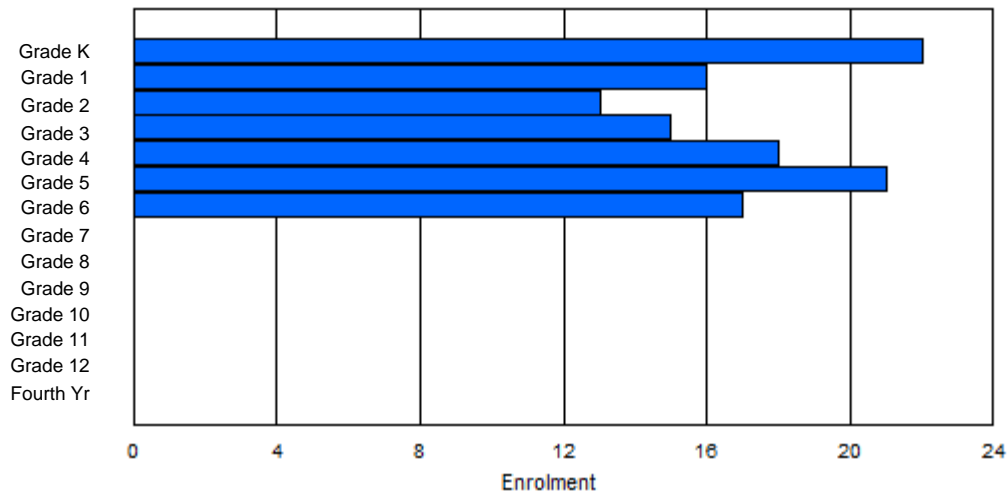
Gender	Age																Total
	5	6	7	8	9	10	11	12	13	14	15	16	17	18	19	20>	
Male	12	6	13	8	9	12	11	0	0	0	0	0	0	0	0	0	71
Female	10	9	1	7	9	9	6	0	0	0	0	0	0	0	0	0	51
Total	22	15	14	15	18	21	17	0	0	0	0	0	0	0	0	0	122

Enrolment By Grade and Gender

Gender	Grade														Total
	K	1	2	3	4	5	6	7	8	9	10	11	12	4th	
Male	12	7	12	8	9	12	11	0	0	0	0	0	0	0	71
Female	10	9	1	7	9	9	6	0	0	0	0	0	0	0	51
Total	22	16	13	15	18	21	17	0	0	0	0	0	0	0	122

Enrolment By Grade

For 202 - Twillingate Island Elementary, Twillingate



* Data from the 2011-2012 AGR(Enrolment/Age as of the last day in Sept./Dec.)

** Newfoundland Statistics Classification System

*** May include itinerant teachers

District 3 - Nova Central

#204 - Pearson Academy, Wesleyville

Classification: Rural
Offers Distance Education: Yes

Grades: K-12 Number of Grades: 13

[School FTE PTR : 12.0](#)
[District FTE PTR : 11.2](#)
[Provincial FTE PTR : 11.9](#)

[FTE Teachers](#) *** : 24.0

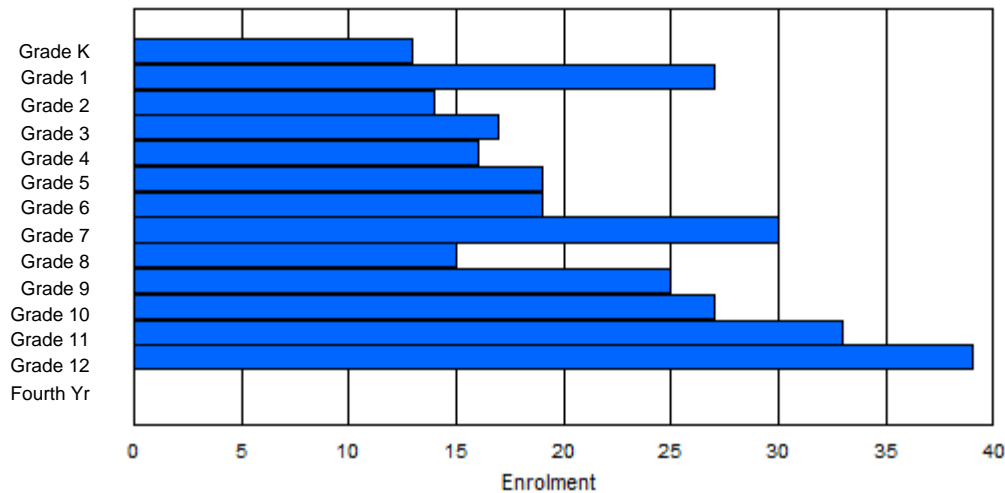
Enrolment By Age and Gender

Gender	Age																Total
	5	6	7	8	9	10	11	12	13	14	15	16	17	18	19	20>	
Male	7	12	4	8	12	13	9	13	5	11	17	24	21	1	0	0	157
Female	6	15	10	9	4	6	9	17	10	14	8	12	17	0	0	0	137
Total	13	27	14	17	16	19	18	30	15	25	25	36	38	1	0	0	294

Enrolment By Grade and Gender

Gender	Grade														Total
	K	1	2	3	4	5	6	7	8	9	10	11	12	4th	
Male	7	12	4	8	12	13	9	14	5	11	19	21	22	0	157
Female	6	15	10	9	4	6	10	16	10	14	8	12	17	0	137
Total	13	27	14	17	16	19	19	30	15	25	27	33	39	0	294

Enrolment By Grade
For 204 - Pearson Academy, Wesleyville



* Data from the 2011-2012 AGR(Enrolment/Age as of the last day in Sept./Dec.)

** Newfoundland Statistics Classification System

*** May include itinerant teachers

District 3 - Nova Central

#206 - Riverwood Academy, Wing's Point

Classification: Rural
Offers Distance Education: Yes

Grades: K-12 Number of Grades: 13

[School FTE PTR : 11.7](#)
[District FTE PTR : 11.2](#)
[Provincial FTE PTR : 11.9](#)

[FTE Teachers](#) *** : 25.0

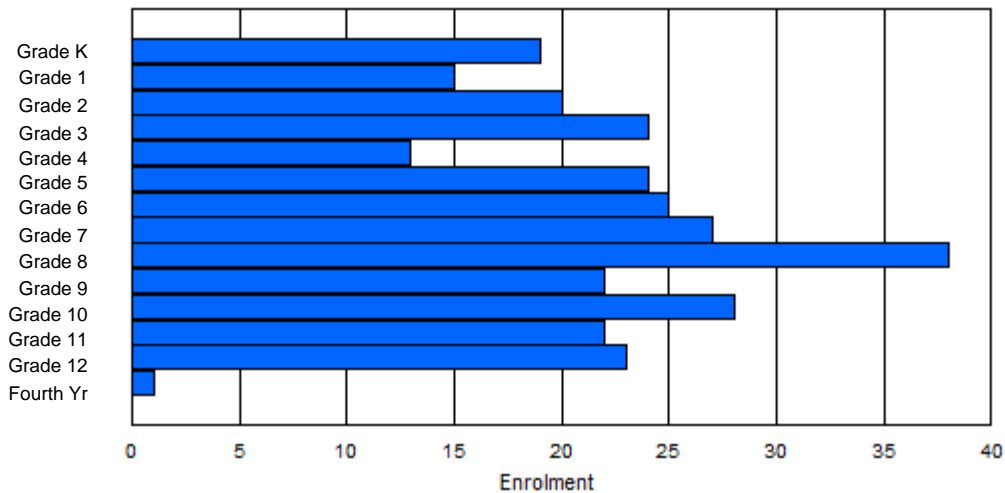
Enrolment By Age and Gender

Gender	Age																Total
	5	6	7	8	9	10	11	12	13	14	15	16	17	18	19	20>	
Male	9	9	11	10	7	13	9	16	17	12	16	10	10	2	0	1	152
Female	10	6	9	14	6	11	15	11	20	12	7	14	14	0	0	0	149
Total	19	15	20	24	13	24	24	27	37	24	23	24	24	2	0	1	301

Enrolment By Grade and Gender

Gender	Grade														Total
	K	1	2	3	4	5	6	7	8	9	10	11	12	4th	
Male	9	9	11	10	7	13	10	15	18	11	19	9	10	1	152
Female	10	6	9	14	6	11	15	12	20	11	9	13	13	0	149
Total	19	15	20	24	13	24	25	27	38	22	28	22	23	1	301

Enrolment By Grade
For 206 - Riverwood Academy, Wing's Point



* Data from the 2011-2012 AGR(Enrolment/Age as of the last day in Sept./Dec.)

** Newfoundland Statistics Classification System

*** May include itinerant teachers

District 3 - Nova Central

#398 - Avoca Collegiate, Badger

Classification: Urban
Offers Distance Education: No

Grades: K-9 Number of Grades: 10

[School FTE PTR : 7.4](#)
[District FTE PTR : 11.2](#)
[Provincial FTE PTR : 11.9](#)

[FTE Teachers](#) *** : 10.5

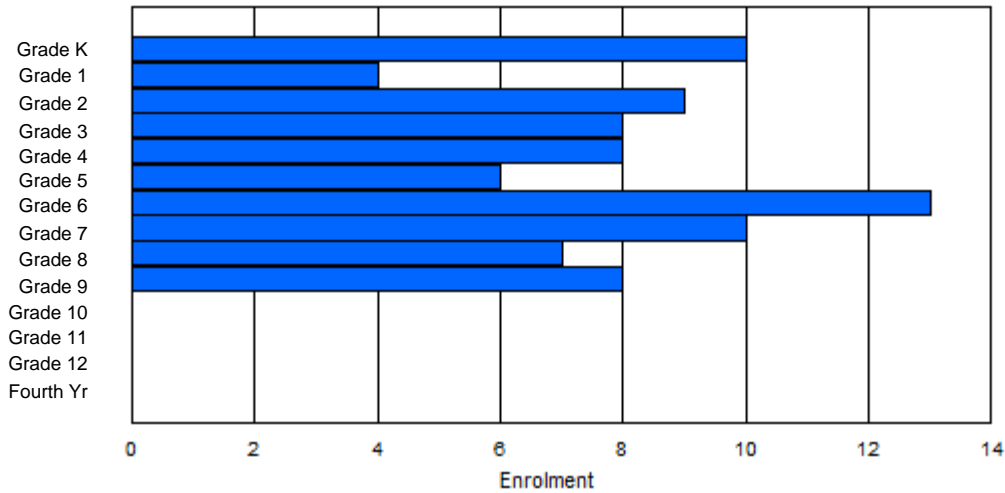
Enrolment By Age and Gender

Gender	Age																Total
	5	6	7	8	9	10	11	12	13	14	15	16	17	18	19	20>	
Male	6	3	5	6	3	2	7	2	1	5	0	0	0	0	0	0	40
Female	4	1	4	2	5	4	6	8	6	3	0	0	0	0	0	0	43
Total	10	4	9	8	8	6	13	10	7	8	0	0	0	0	0	0	83

Enrolment By Grade and Gender

Gender	Grade														Total
	K	1	2	3	4	5	6	7	8	9	10	11	12	4th	
Male	6	3	5	6	3	2	7	2	1	5	0	0	0	0	40
Female	4	1	4	2	5	4	6	8	6	3	0	0	0	0	43
Total	10	4	9	8	8	6	13	10	7	8	0	0	0	0	83

Enrolment By Grade
For 398 - Avoca Collegiate, Badger



* Data from the 2011-2012 AGR(Enrolment/Age as of the last day in Sept./Dec.)

** Newfoundland Statistics Classification System

*** May include itinerant teachers

District 3 - Nova Central

#400 - Helen Tulk Elementary, Bishop's Falls

Classification: Rural
Offers Distance Education: No

Grades: K-6 Number of Grades: 7

[School FTE PTR : 10.2](#)
[District FTE PTR : 11.2](#)
[Provincial FTE PTR : 11.9](#)

[FTE Teachers](#) *** : 19.3

Enrolment By Age and Gender

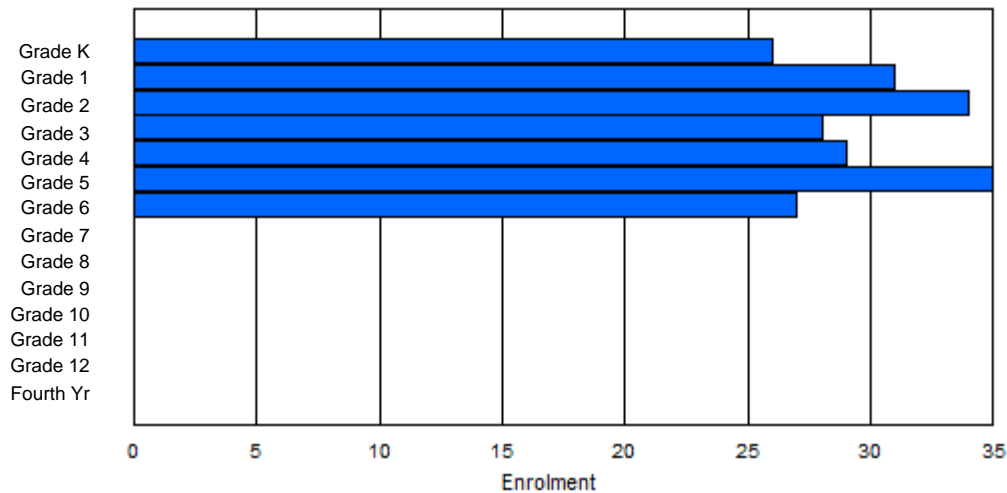
Gender	Age																Total
	5	6	7	8	9	10	11	12	13	14	15	16	17	18	19	20>	
Male	16	15	20	13	17	21	13	0	0	0	0	0	0	0	0	0	115
Female	10	16	16	12	13	13	15	0	0	0	0	0	0	0	0	0	95
Total	26	31	36	25	30	34	28	0	0	0	0	0	0	0	0	0	210

Enrolment By Grade and Gender

Gender	Grade														Total
	K	1	2	3	4	5	6	7	8	9	10	11	12	4th	
Male	16	15	19	15	16	22	12	0	0	0	0	0	0	0	115
Female	10	16	15	13	13	13	15	0	0	0	0	0	0	0	95
Total	26	31	34	28	29	35	27	0	0	0	0	0	0	0	210

Enrolment By Grade

For 400 - Helen Tulk Elementary, Bishop's Falls



* Data from the 2011-2012 AGR(Enrolment/Age as of the last day in Sept./Dec.)

** Newfoundland Statistics Classification System

*** May include itinerant teachers

District 3 - Nova Central

#402 - Leo Burke Academy, Bishop's Falls

Classification: Rural
Offers Distance Education: Yes

Grades: 7-12

Number of Grades: 6

[School FTE PTR : 12.9](#)

[District FTE PTR : 11.2](#)

[Provincial FTE PTR : 11.9](#)

[FTE Teachers](#) *** : 17.8

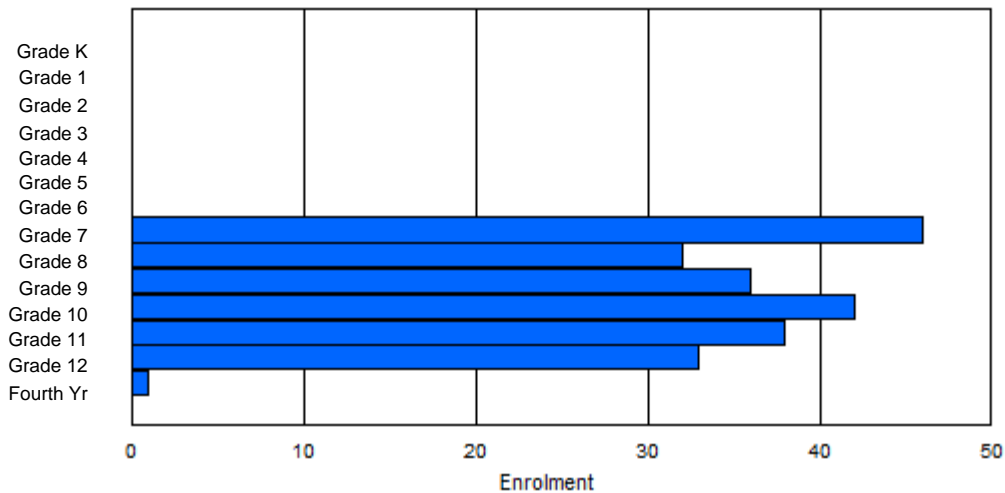
Enrolment By Age and Gender

Gender	Age																Total
	5	6	7	8	9	10	11	12	13	14	15	16	17	18	19	20>	
Male	0	0	0	0	0	0	0	25	18	18	21	17	23	2	0	0	124
Female	0	0	0	0	0	0	0	20	15	16	22	19	12	0	0	0	104
Total	0	0	0	0	0	0	0	45	33	34	43	36	35	2	0	0	228

Enrolment By Grade and Gender

Gender	Grade														Total
	K	1	2	3	4	5	6	7	8	9	10	11	12	4th	
Male	0	0	0	0	0	0	0	26	17	18	20	18	24	1	124
Female	0	0	0	0	0	0	0	20	15	18	22	20	9	0	104
Total	0	0	0	0	0	0	0	46	32	36	42	38	33	1	228

Enrolment By Grade
For 402 - Leo Burke Academy, Bishop's Falls



* Data from the 2011-2012 AGR(Enrolment/Age as of the last day in Sept./Dec.)

** Newfoundland Statistics Classification System

*** May include itinerant teachers

District 3 - Nova Central

#403 - Lakeside Academy, Buchans

Classification: Rural
Offers Distance Education: Yes

Grades: K-12

Number of Grades: 13

[School FTE PTR : 7.2](#)

[District FTE PTR : 11.2](#)

[Provincial FTE PTR : 11.9](#)

[FTE Teachers](#) *** : 12.0

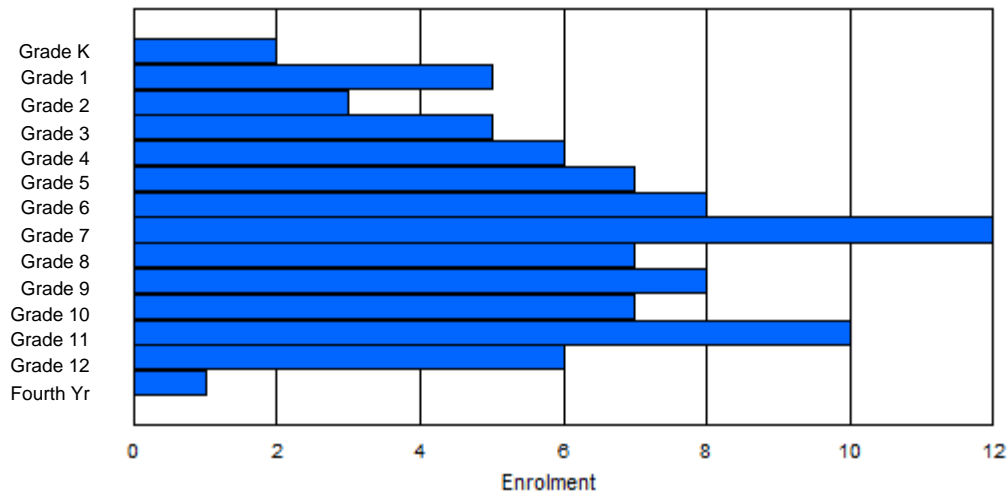
Enrolment By Age and Gender

Gender	Age																	Total
	5	6	7	8	9	10	11	12	13	14	15	16	17	18	19	20>		
Male	2	3	2	3	2	3	4	4	6	3	3	7	2	1	1	0	46	
Female	0	2	1	2	4	3	5	6	3	5	4	3	3	0	0	0	41	
Total	2	5	3	5	6	6	9	10	9	8	7	10	5	1	1	0	87	

Enrolment By Grade and Gender

Gender	Grade															Total
	K	1	2	3	4	5	6	7	8	9	10	11	12	4th		
Male	2	3	2	3	2	4	3	5	5	3	3	7	3	1	46	
Female	0	2	1	2	4	3	5	7	2	5	4	3	3	0	41	
Total	2	5	3	5	6	7	8	12	7	8	7	10	6	1	87	

Enrolment By Grade
For 403 - Lakeside Academy, Buchans



* Data from the 2011-2012 AGR(Enrolment/Age as of the last day in Sept./Dec.)

** Newfoundland Statistics Classification System

*** May include itinerant teachers

District 3 - Nova Central

#405 - Cottrell's Cove Academy, Cottrell's Cove

Classification: Rural
Offers Distance Education: Yes

Grades: 1-3,5-7,9-12 Number of Grades: 10

[School FTE PTR : 5.0](#)

[FTE Teachers](#) *** : 5.0

[District FTE PTR : 11.2](#)

[Provincial FTE PTR : 11.9](#)

Enrolment By Age and Gender

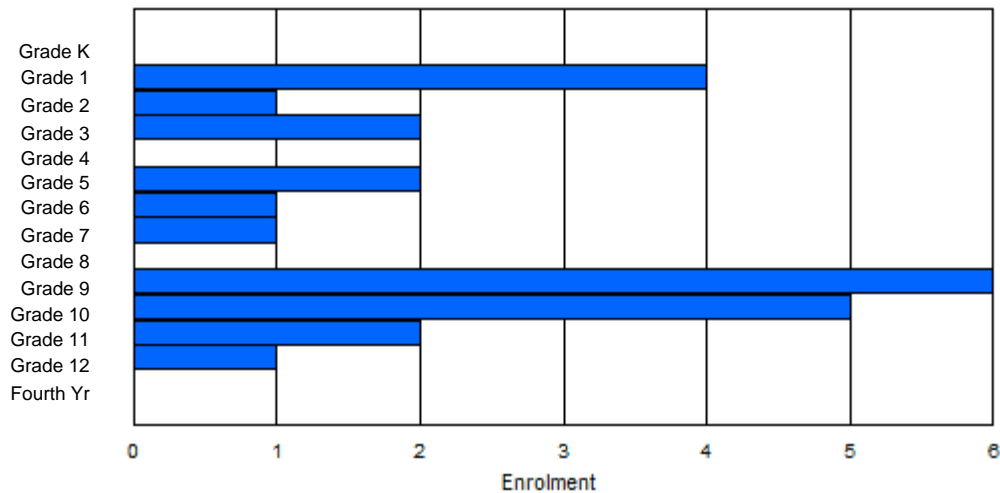
Gender	Age																Total
	5	6	7	8	9	10	11	12	13	14	15	16	17	18	19	20>	
Male	0	4	0	1	0	1	0	0	0	2	0	4	1	0	0	0	13
Female	0	0	1	1	0	1	1	1	0	4	2	1	0	0	0	0	12
Total	0	4	1	2	0	2	1	1	0	6	2	5	1	0	0	0	25

Enrolment By Grade and Gender

Gender	Grade														Total
	K	1	2	3	4	5	6	7	8	9	10	11	12	4th	
Male	0	4	0	1	0	1	0	0	0	2	3	1	1	0	13
Female	0	0	1	1	0	1	1	1	0	4	2	1	0	0	12
Total	0	4	1	2	0	2	1	1	0	6	5	2	1	0	25

Enrolment By Grade

For 405 - Cottrell's Cove Academy, Cottrell's Cove



* Data from the 2011-2012 AGR(Enrolment/Age as of the last day in Sept./Dec.)

** Newfoundland Statistics Classification System

*** May include itinerant teachers

District 3 - Nova Central

#406 - Fitzgerald Academy, English Harbour West

Classification: Rural
Offers Distance Education: Yes

Grades: K-12 Number of Grades: 13

[School FTE PTR : 8.6](#)
[District FTE PTR : 11.2](#)
[Provincial FTE PTR : 11.9](#)

[FTE Teachers](#) *** : 19.8

Enrolment By Age and Gender

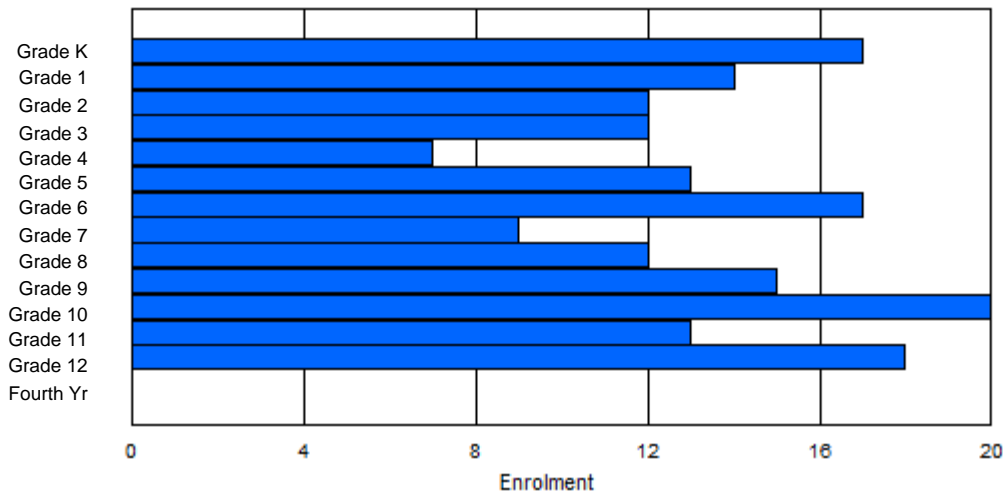
Gender	Age																Total
	5	6	7	8	9	10	11	12	13	14	15	16	17	18	19	20>	
Male	9	6	8	4	4	10	10	6	8	5	13	8	11	2	0	0	104
Female	9	8	3	8	3	3	5	4	5	6	9	5	6	1	0	0	75
Total	18	14	11	12	7	13	15	10	13	11	22	13	17	3	0	0	179

Enrolment By Grade and Gender

Gender	Grade														Total
	K	1	2	3	4	5	6	7	8	9	10	11	12	4th	
Male	8	6	9	4	4	10	12	5	7	9	11	7	12	0	104
Female	9	8	3	8	3	3	5	4	5	6	9	6	6	0	75
Total	17	14	12	12	7	13	17	9	12	15	20	13	18	0	179

Enrolment By Grade

For 406 - Fitzgerald Academy, English Harbour West



* Data from the 2011-2012 AGR(Enrolment/Age as of the last day in Sept./Dec.)

** Newfoundland Statistics Classification System

*** May include itinerant teachers

District 3 - Nova Central

#407 - Bay d'Espoir Academy, Milltown

Classification: Rural
Offers Distance Education: No

Grades: K-12

Number of Grades: 13

[School FTE PTR : 10.7](#)

[District FTE PTR : 11.2](#)

[Provincial FTE PTR : 11.9](#)

[FTE Teachers](#) *** : 25.0

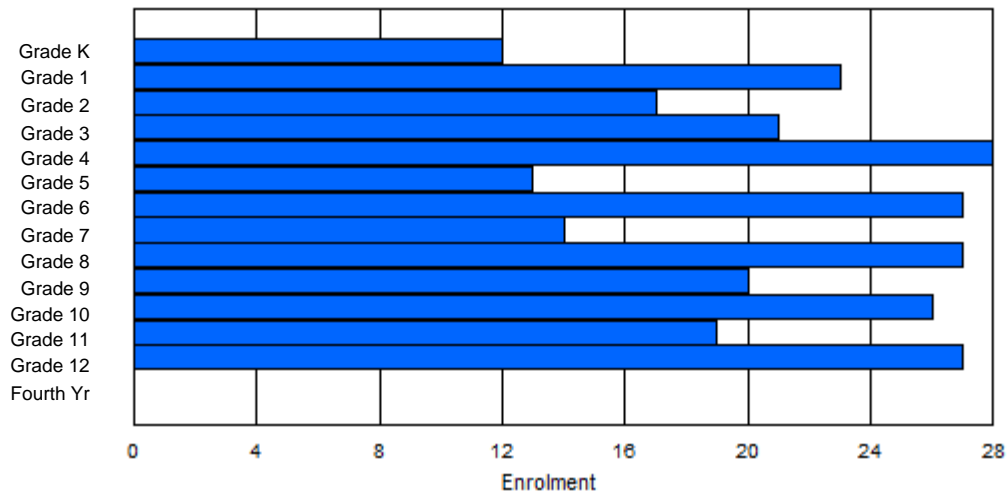
Enrolment By Age and Gender

Gender	Age																Total
	5	6	7	8	9	10	11	12	13	14	15	16	17	18	19	20>	
Male	5	15	6	13	17	7	11	6	13	10	14	11	15	0	0	0	143
Female	7	8	11	8	11	6	16	8	14	10	11	8	13	0	0	0	131
Total	12	23	17	21	28	13	27	14	27	20	25	19	28	0	0	0	274

Enrolment By Grade and Gender

Gender	Grade														Total
	K	1	2	3	4	5	6	7	8	9	10	11	12	4th	
Male	5	15	6	13	17	7	11	6	13	10	14	12	14	0	143
Female	7	8	11	8	11	6	16	8	14	10	12	7	13	0	131
Total	12	23	17	21	28	13	27	14	27	20	26	19	27	0	274

Enrolment By Grade
For 407 - Bay d'Espoir Academy, Milltown



* Data from the 2011-2012 AGR(Enrolment/Age as of the last day in Sept./Dec.)

** Newfoundland Statistics Classification System

*** May include itinerant teachers

District 3 - Nova Central

#409 - Indian River Academy, Springdale

Grades: K-6

Number of Grades: 7

[FTE Teachers](#) *** : 22.5

Classification: Rural

Offers Distance Education: No

[School FTE PTR : 10.6](#)

[District FTE PTR : 11.2](#)

[Provincial FTE PTR : 11.9](#)

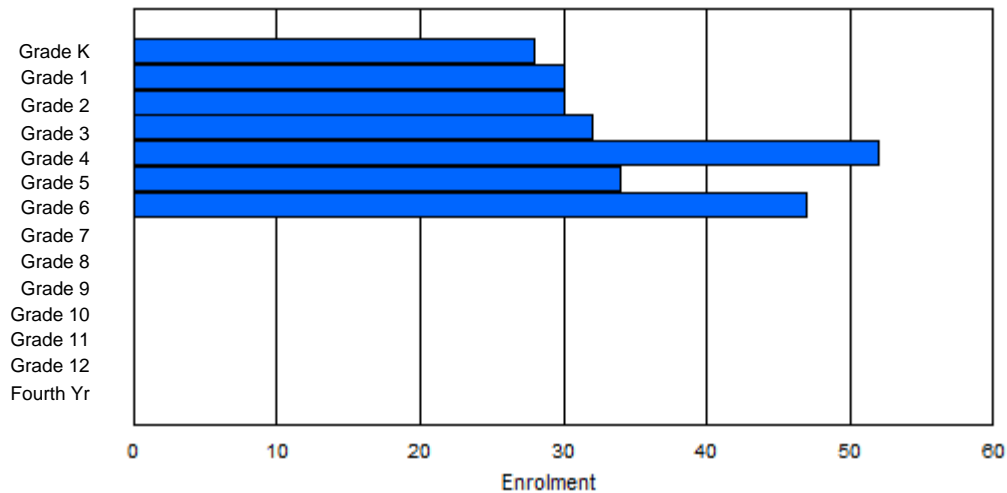
Enrolment By Age and Gender

Gender	Age																Total
	5	6	7	8	9	10	11	12	13	14	15	16	17	18	19	20>	
Male	18	18	15	11	24	19	19	1	0	0	0	0	0	0	0	0	125
Female	10	11	16	21	28	14	28	0	0	0	0	0	0	0	0	0	128
Total	28	29	31	32	52	33	47	1	0	0	0	0	0	0	0	0	253

Enrolment By Grade and Gender

Gender	Grade														Total
	K	1	2	3	4	5	6	7	8	9	10	11	12	4th	
Male	18	19	14	11	24	20	19	0	0	0	0	0	0	0	125
Female	10	11	16	21	28	14	28	0	0	0	0	0	0	0	128
Total	28	30	30	32	52	34	47	0	0	0	0	0	0	0	253

Enrolment By Grade
For 409 - Indian River Academy, Springdale



* Data from the 2011-2012 AGR(Enrolment/Age as of the last day in Sept./Dec.)

** Newfoundland Statistics Classification System

*** May include itinerant teachers

District 3 - Nova Central

#413 - Holy Cross School Complex, Eastport

Grades: K-12

Number of Grades: 13

[FTE Teachers](#) *** : 12.0

Classification: Rural

Offers Distance Education: Yes

[School FTE PTR : 8.1](#)

[District FTE PTR : 11.2](#)

[Provincial FTE PTR : 11.9](#)

Enrolment By Age and Gender

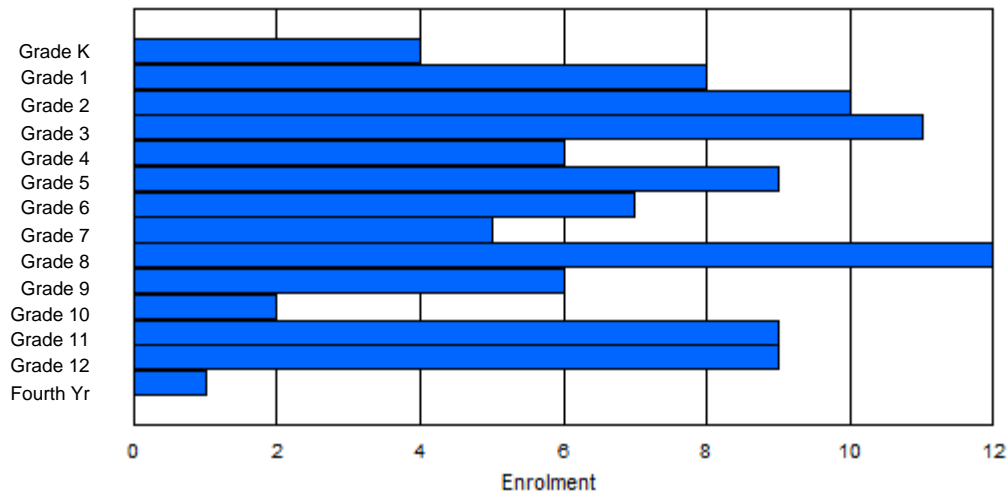
Gender	Age																	Total
	5	6	7	8	9	10	11	12	13	14	15	16	17	18	19	20>		
Male	3	4	3	6	3	3	4	2	4	2	2	3	4	0	0	0	43	
Female	1	4	7	5	3	5	4	3	6	6	0	6	5	0	0	1	56	
Total	4	8	10	11	6	8	8	5	10	8	2	9	9	0	0	1	99	

Enrolment By Grade and Gender

Gender	K	Grade													Total
		1	2	3	4	5	6	7	8	9	10	11	12	4th	
Male	3	4	3	6	3	4	3	2	4	2	2	3	4	0	43
Female	1	4	7	5	3	5	4	3	8	4	0	6	5	1	56
Total	4	8	10	11	6	9	7	5	12	6	2	9	9	1	99

Enrolment By Grade

For 413 - Holy Cross School Complex, Eastport



* Data from the 2011-2012 AGR(Enrolment/Age as of the last day in Sept./Dec.)

** Newfoundland Statistics Classification System

*** May include itinerant teachers

District 3 - Nova Central

#414 - Fogo Island Central Academy, Fogo Island

Classification: Rural
Offers Distance Education: Yes

Grades: K-12 Number of Grades: 13

[School FTE PTR : 12.5](#)
[District FTE PTR : 11.2](#)
[Provincial FTE PTR : 11.9](#)

[FTE Teachers](#) *** : 21.5

Enrolment By Age and Gender

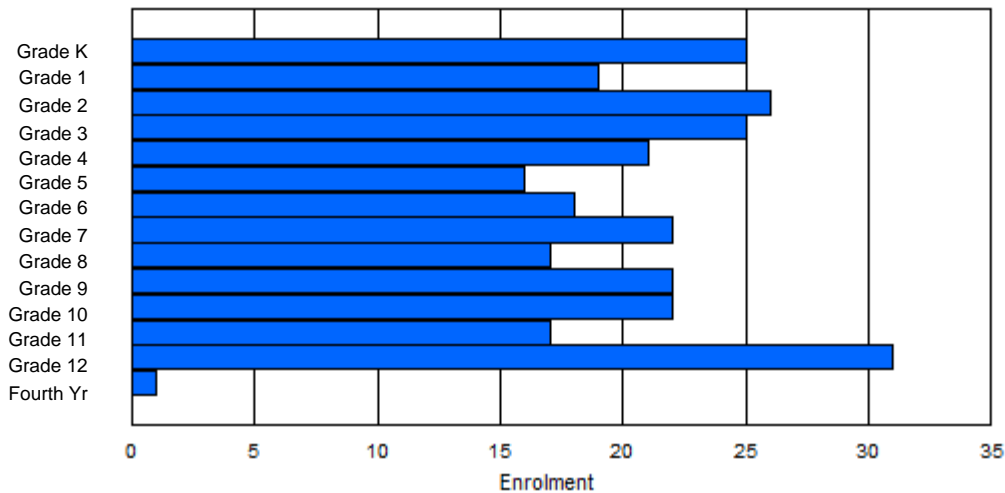
Gender	Age																Total
	5	6	7	8	9	10	11	12	13	14	15	16	17	18	19	20>	
Male	13	13	16	13	14	9	10	10	8	9	10	9	18	1	1	0	154
Female	12	6	10	12	8	6	7	12	10	12	12	8	13	0	0	0	128
Total	25	19	26	25	22	15	17	22	18	21	22	17	31	1	1	0	282

Enrolment By Grade and Gender

Gender	Grade														Total
	K	1	2	3	4	5	6	7	8	9	10	11	12	4th	
Male	13	13	16	13	14	9	10	10	8	10	10	9	18	1	154
Female	12	6	10	12	7	7	8	12	9	12	12	8	13	0	128
Total	25	19	26	25	21	16	18	22	17	22	22	17	31	1	282

Enrolment By Grade

For 414 - Fogo Island Central Academy, Fogo Island



* Data from the 2011-2012 AGR(Enrolment/Age as of the last day in Sept./Dec.)

** Newfoundland Statistics Classification System

*** May include itinerant teachers

District 3 - Nova Central

#416 - Smallwood Academy, Gambo

Classification: Rural
Offers Distance Education: Yes

Grades: K-12 Number of Grades: 13

[School FTE PTR : 10.6](#)
[District FTE PTR : 11.2](#)
[Provincial FTE PTR : 11.9](#)

[FTE Teachers](#) *** : 23.5

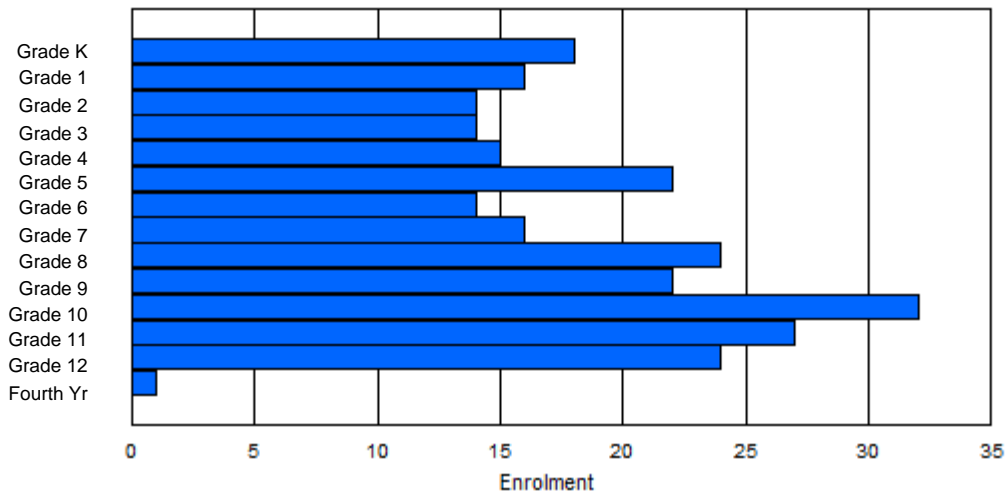
Enrolment By Age and Gender

Gender	Age																Total
	5	6	7	8	9	10	11	12	13	14	15	16	17	18	19	20>	
Male	7	13	11	9	10	8	7	5	12	10	10	15	15	1	0	0	133
Female	10	4	2	5	6	14	6	12	12	12	19	11	11	2	0	0	126
Total	17	17	13	14	16	22	13	17	24	22	29	26	26	3	0	0	259

Enrolment By Grade and Gender

Gender	K	Grade													4th	Total
		1	2	3	4	5	6	7	8	9	10	11	12			
Male	8	12	12	9	9	8	7	5	12	10	12	16	13	0	133	
Female	10	4	2	5	6	14	7	11	12	12	20	11	11	1	126	
Total	18	16	14	14	15	22	14	16	24	22	32	27	24	1	259	

Enrolment By Grade
For 416 - Smallwood Academy, Gambo



* Data from the 2011-2012 AGR(Enrolment/Age as of the last day in Sept./Dec.)

** Newfoundland Statistics Classification System

*** May include itinerant teachers

District 3 - Nova Central

#417 - Gander Academy, Gander

Classification: Urban
Offers Distance Education: No

Grades: K-6 Number of Grades: 7

[School FTE PTR : 13.7](#)
[District FTE PTR : 11.2](#)
[Provincial FTE PTR : 11.9](#)

[FTE Teachers](#) *** : 62.8

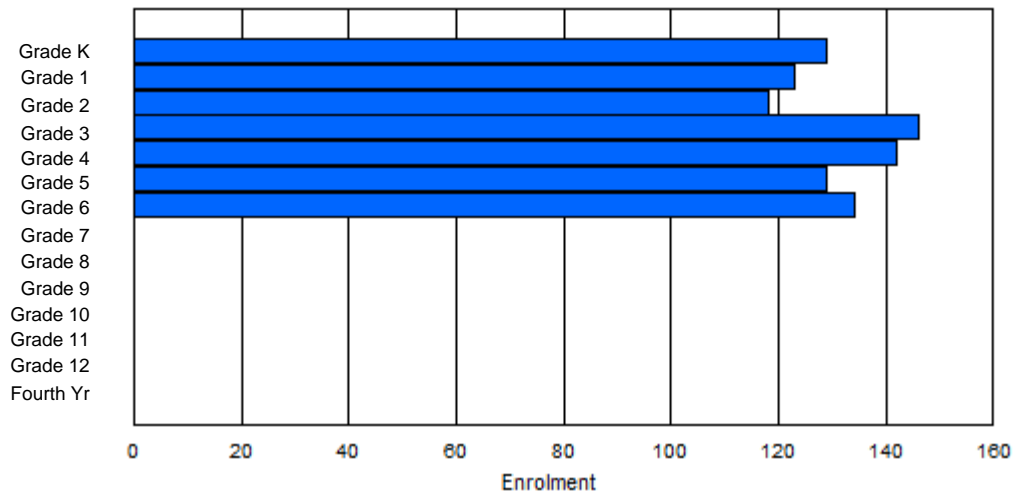
Enrolment By Age and Gender

Gender	Age																Total
	5	6	7	8	9	10	11	12	13	14	15	16	17	18	19	20>	
Male	65	66	74	75	71	81	69	1	0	0	0	0	0	0	0	0	502
Female	61	59	45	70	70	48	66	0	0	0	0	0	0	0	0	0	419
Total	126	125	119	145	141	129	135	1	0	0	0	0	0	0	0	0	921

Enrolment By Grade and Gender

Gender	Grade														Total
	K	1	2	3	4	5	6	7	8	9	10	11	12	4th	
Male	68	63	74	75	73	80	69	0	0	0	0	0	0	0	502
Female	61	60	44	71	69	49	65	0	0	0	0	0	0	0	419
Total	129	123	118	146	142	129	134	0	0	0	0	0	0	0	921

Enrolment By Grade
For 417 - Gander Academy, Gander



* Data from the 2011-2012 AGR(Enrolment/Age as of the last day in Sept./Dec.)

** Newfoundland Statistics Classification System

*** May include itinerant teachers

District 3 - Nova Central

#418 - Gander Collegiate, Gander

Classification: Urban
Offers Distance Education: Yes

Grades: 10-12

Number of Grades: 3

[School FTE PTR : 14.6](#)

[District FTE PTR : 11.2](#)

[Provincial FTE PTR : 11.9](#)

[FTE Teachers](#) *** : 25.5

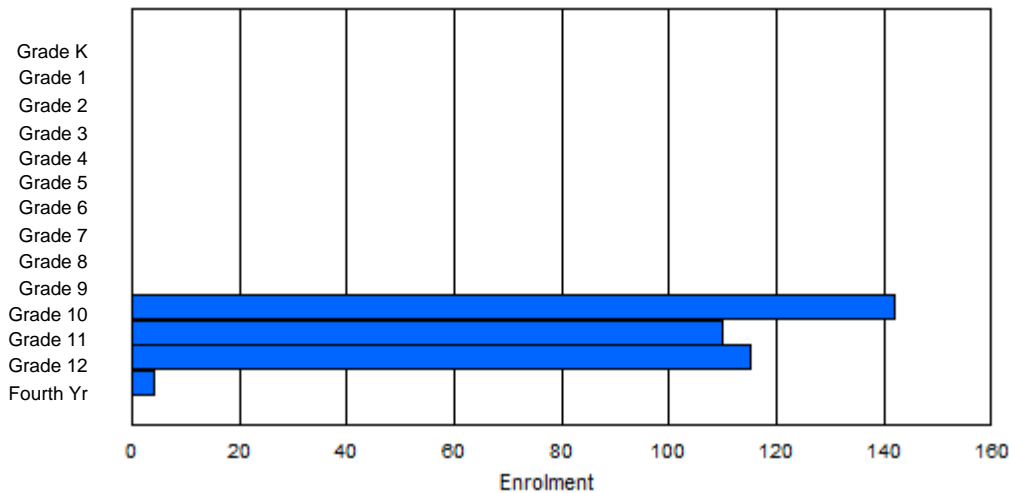
Enrolment By Age and Gender

Gender	Age																	Total
	5	6	7	8	9	10	11	12	13	14	15	16	17	18	19	20>		
Male	0	0	0	0	0	0	0	0	0	0	68	49	65	5	0	0	187	
Female	0	0	0	0	0	0	0	0	0	0	68	57	51	7	0	1	184	
Total	0	0	0	0	0	0	0	0	0	0	136	106	116	12	0	1	371	

Enrolment By Grade and Gender

Gender	Grade															Total
	K	1	2	3	4	5	6	7	8	9	10	11	12	4th		
Male	0	0	0	0	0	0	0	0	0	0	71	51	63	2	187	
Female	0	0	0	0	0	0	0	0	0	0	71	59	52	2	184	
Total	0	0	0	0	0	0	0	0	0	0	142	110	115	4	371	

Enrolment By Grade
For 418 - Gander Collegiate, Gander



* Data from the 2011-2012 AGR(Enrolment/Age as of the last day in Sept./Dec.)

** Newfoundland Statistics Classification System

*** May include itinerant teachers

District 3 - Nova Central

#420 - St. Paul's Intermediate School, Gander

Classification: Urban
Offers Distance Education: No

Grades: 7-9 Number of Grades: 3

[School FTE PTR : 14.1](#)
[District FTE PTR : 11.2](#)
[Provincial FTE PTR : 11.9](#)

[FTE Teachers](#) *** : 29.3

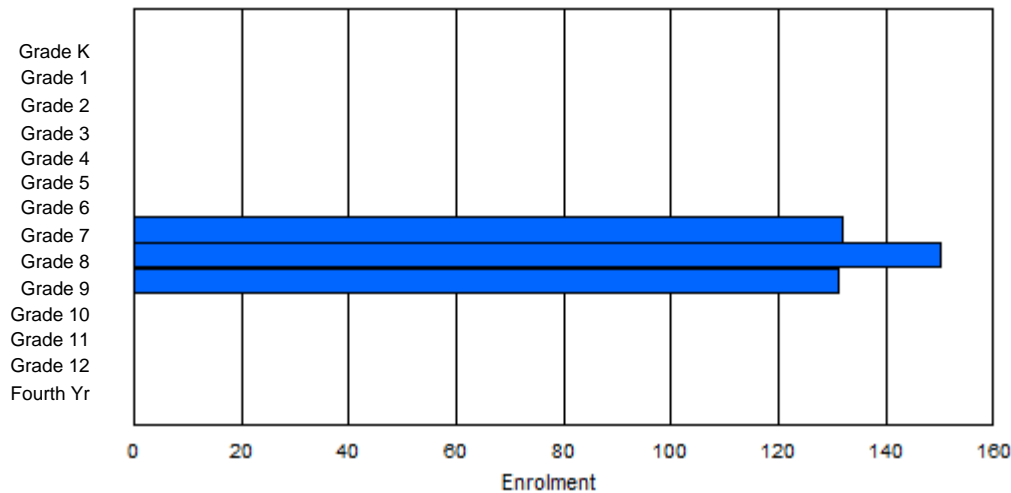
Enrolment By Age and Gender

Gender	Age																Total
	5	6	7	8	9	10	11	12	13	14	15	16	17	18	19	20>	
Male	0	0	0	0	0	0	0	60	82	56	3	0	0	0	0	0	201
Female	0	0	0	0	0	0	0	70	68	69	4	1	0	0	0	0	212
Total	0	0	0	0	0	0	0	130	150	125	7	1	0	0	0	0	413

Enrolment By Grade and Gender

Gender	Grade														Total
	K	1	2	3	4	5	6	7	8	9	10	11	12	4th	
Male	0	0	0	0	0	0	0	63	80	58	0	0	0	0	201
Female	0	0	0	0	0	0	0	69	70	73	0	0	0	0	212
Total	0	0	0	0	0	0	0	132	150	131	0	0	0	0	413

Enrolment By Grade
For 420 - St. Paul's Intermediate School, Gander



* Data from the 2011-2012 AGR(Enrolment/Age as of the last day in Sept./Dec.)

** Newfoundland Statistics Classification System

*** May include itinerant teachers

District 3 - Nova Central

#421 - Lakewood Academy, Glenwood

Classification: Urban
Offers Distance Education: Yes

Grades: K-12

Number of Grades: 13

[School FTE PTR : 10.5](#)

[District FTE PTR : 11.2](#)

[Provincial FTE PTR : 11.9](#)

[FTE Teachers](#) *** : 18.5

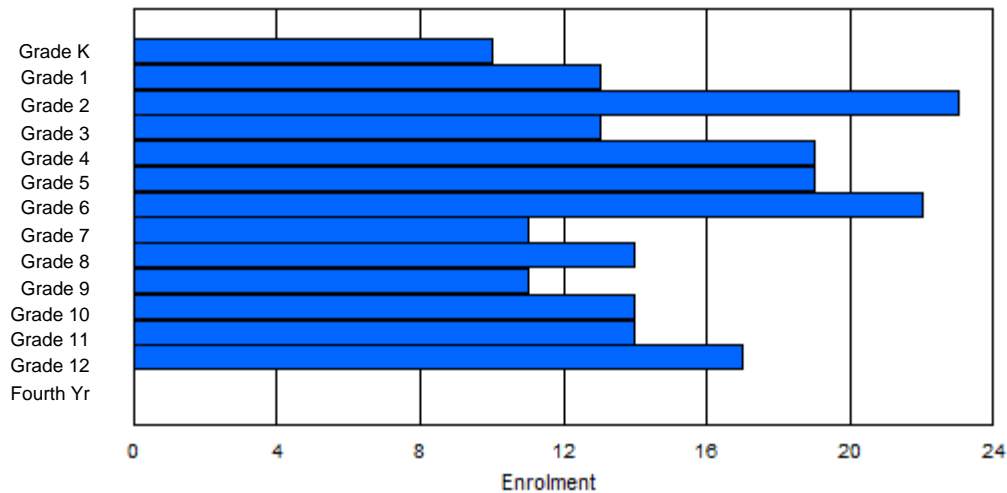
Enrolment By Age and Gender

Gender	Age																Total
	5	6	7	8	9	10	11	12	13	14	15	16	17	18	19	20>	
Male	3	8	12	7	10	7	12	4	8	2	6	5	14	1	0	1	100
Female	7	5	11	6	9	12	9	8	6	10	7	7	3	0	0	0	100
Total	10	13	23	13	19	19	21	12	14	12	13	12	17	1	0	1	200

Enrolment By Grade and Gender

Gender	Grade														Total
	K	1	2	3	4	5	6	7	8	9	10	11	12	4th	
Male	3	8	12	7	10	7	12	4	8	2	6	7	14	0	100
Female	7	5	11	6	9	12	10	7	6	9	8	7	3	0	100
Total	10	13	23	13	19	19	22	11	14	11	14	14	17	0	200

Enrolment By Grade
For 421 - Lakewood Academy, Glenwood



* Data from the 2011-2012 AGR(Enrolment/Age as of the last day in Sept./Dec.)

** Newfoundland Statistics Classification System

*** May include itinerant teachers

District 3 - Nova Central

#422 - Glovertown Academy, Glovertown

Classification: Rural
Offers Distance Education: Yes

Grades: K-12 Number of Grades: 13

[School FTE PTR : 11.5](#)
[District FTE PTR : 11.2](#)
[Provincial FTE PTR : 11.9](#)

[FTE Teachers](#) *** : 30.0

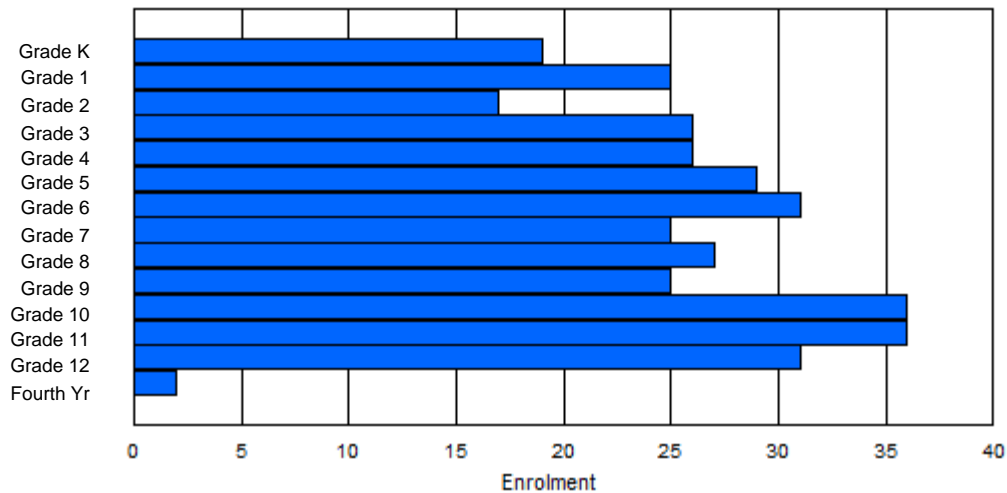
Enrolment By Age and Gender

Gender	Age																Total
	5	6	7	8	9	10	11	12	13	14	15	16	17	18	19	20>	
Male	13	14	13	9	15	14	20	9	12	10	17	18	19	4	0	0	187
Female	5	12	3	18	11	15	10	15	17	15	15	17	13	0	2	0	168
Total	18	26	16	27	26	29	30	24	29	25	32	35	32	4	2	0	355

Enrolment By Grade and Gender

Gender	Grade														Total
	K	1	2	3	4	5	6	7	8	9	10	11	12	4th	
Male	14	13	13	9	15	14	21	10	10	11	20	18	18	1	187
Female	5	12	4	17	11	15	10	15	17	14	16	18	13	1	168
Total	19	25	17	26	26	29	31	25	27	25	36	36	31	2	355

Enrolment By Grade
For 422 - Glovertown Academy, Glovertown



* Data from the 2011-2012 AGR(Enrolment/Age as of the last day in Sept./Dec.)

** Newfoundland Statistics Classification System

*** May include itinerant teachers

District 3 - Nova Central

#426 - Hillview Academy, Norris Arm

Classification: Rural
Offers Distance Education: No

Grades: K-9 Number of Grades: 10

[School FTE PTR : 8.4](#)
[District FTE PTR : 11.2](#)
[Provincial FTE PTR : 11.9](#)

[FTE Teachers](#) *** : 12.5

Enrolment By Age and Gender

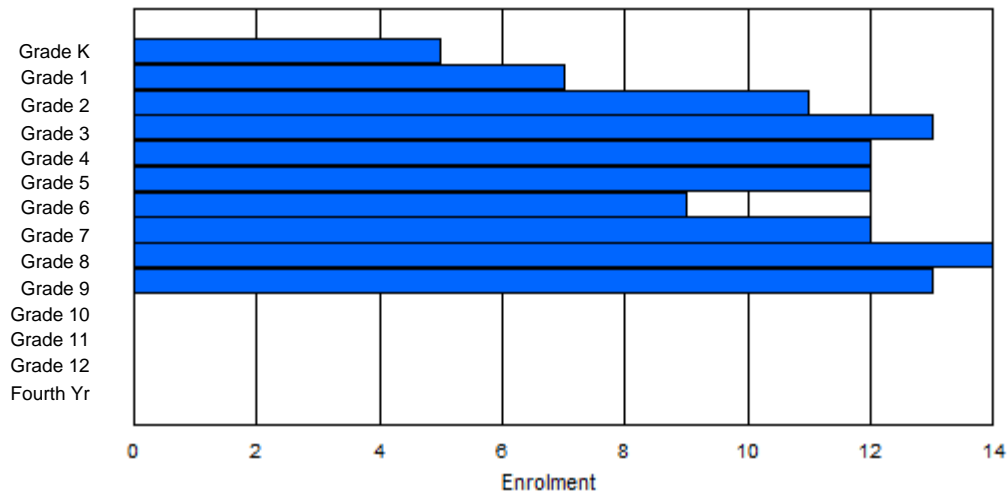
Gender	Age																Total
	5	6	7	8	9	10	11	12	13	14	15	16	17	18	19	20>	
Male	4	4	5	6	8	6	6	4	7	6	0	0	0	0	0	0	56
Female	1	3	6	7	3	7	3	8	7	7	0	0	0	0	0	0	52
Total	5	7	11	13	11	13	9	12	14	13	0	0	0	0	0	0	108

Enrolment By Grade and Gender

Gender	K	Grade													Total
		1	2	3	4	5	6	7	8	9	10	11	12	4th	
Male	4	4	5	6	9	5	6	4	7	6	0	0	0	0	56
Female	1	3	6	7	3	7	3	8	7	7	0	0	0	0	52
Total	5	7	11	13	12	12	9	12	14	13	0	0	0	0	108

Enrolment By Grade

For 426 - Hillview Academy, Norris Arm



* Data from the 2011-2012 AGR(Enrolment/Age as of the last day in Sept./Dec.)

** Newfoundland Statistics Classification System

*** May include itinerant teachers

District 3 - Nova Central

#478 - New World Island Academy, Summerford

Classification: Rural
Offers Distance Education: Yes

Grades: K-12 Number of Grades: 13

[School FTE PTR : 11.8](#)
[District FTE PTR : 11.2](#)
[Provincial FTE PTR : 11.9](#)

[FTE Teachers](#) *** : 32.5

Enrolment By Age and Gender

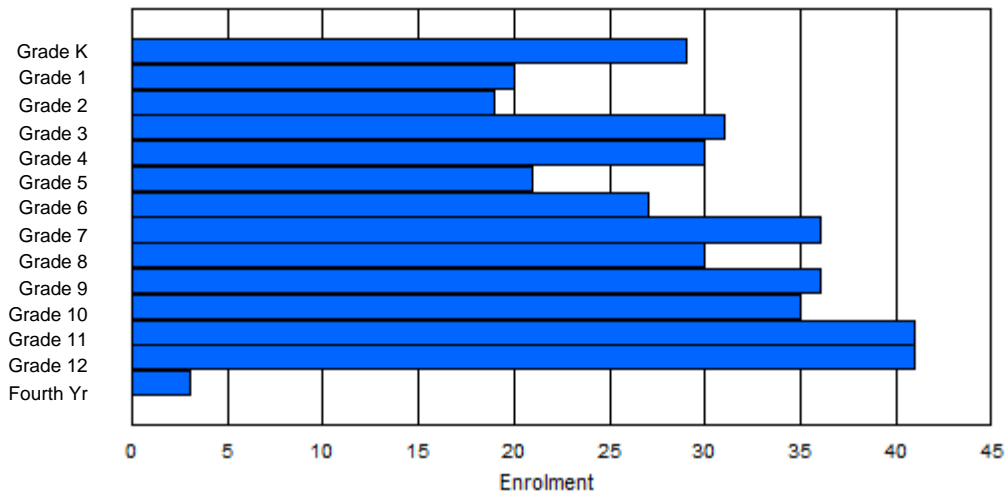
Gender	Age																Total
	5	6	7	8	9	10	11	12	13	14	15	16	17	18	19	20>	
Male	15	9	6	14	15	12	16	20	17	21	17	21	22	2	1	1	209
Female	14	11	13	17	15	9	11	16	12	16	17	18	20	1	0	0	190
Total	29	20	19	31	30	21	27	36	29	37	34	39	42	3	1	1	399

Enrolment By Grade and Gender

Gender	Grade														Total
	K	1	2	3	4	5	6	7	8	9	10	11	12	4th	
Male	15	9	6	14	15	12	16	20	17	21	18	22	22	2	209
Female	14	11	13	17	15	9	11	16	13	15	17	19	19	1	190
Total	29	20	19	31	30	21	27	36	30	36	35	41	41	3	399

Enrolment By Grade

For 478 - New World Island Academy, Summerford



* Data from the 2011-2012 AGR(Enrolment/Age as of the last day in Sept./Dec.)

** Newfoundland Statistics Classification System

*** May include itinerant teachers

District 3 - Nova Central

#480 - Exploits Valley High, Grand Falls-Windsor

Classification: Urban
Offers Distance Education: Yes

Grades: 10-12 Number of Grades: 3

[School FTE PTR : 15.2](#)
[District FTE PTR : 11.2](#)
[Provincial FTE PTR : 11.9](#)

[FTE Teachers](#) *** : 32.5

Enrolment By Age and Gender

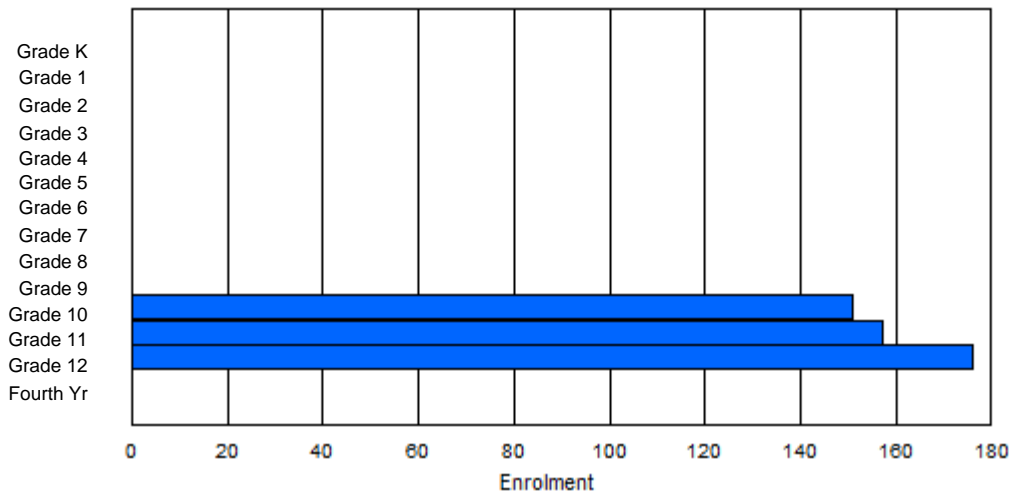
Gender	Age																Total
	5	6	7	8	9	10	11	12	13	14	15	16	17	18	19	20>	
Male	0	0	0	0	0	0	0	0	0	0	70	80	78	12	1	0	241
Female	0	0	0	0	0	0	0	0	0	0	70	74	88	10	1	0	243
Total	0	0	0	0	0	0	0	0	0	0	140	154	166	22	2	0	484

Enrolment By Grade and Gender

Gender	Grade														Total
	K	1	2	3	4	5	6	7	8	9	10	11	12	4th	
Male	0	0	0	0	0	0	0	0	0	0	76	82	83	0	241
Female	0	0	0	0	0	0	0	0	0	0	75	75	93	0	243
Total	0	0	0	0	0	0	0	0	0	0	151	157	176	0	484

Enrolment By Grade

For 480 - Exploits Valley High, Grand Falls-Windsor



* Data from the 2011-2012 AGR(Enrolment/Age as of the last day in Sept./Dec.)

** Newfoundland Statistics Classification System

*** May include itinerant teachers

District 3 - Nova Central

#481 - Exploits Valley Intermediate, Grand Falls-Windsor

Classification: Urban
Offers Distance Education: No

Grades: 7-9 Number of Grades: 3

[School FTE PTR : 13.4](#)
[District FTE PTR : 11.2](#)
[Provincial FTE PTR : 11.9](#)

[FTE Teachers](#) *** : 33.0

Enrolment By Age and Gender

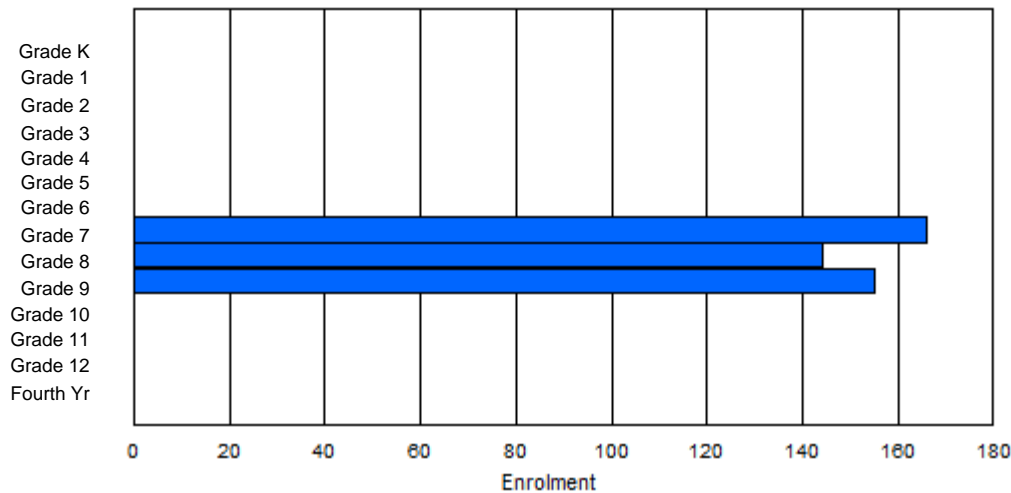
Gender	Age																Total
	5	6	7	8	9	10	11	12	13	14	15	16	17	18	19	20>	
Male	0	0	0	0	0	0	0	91	85	71	5	0	0	0	0	0	252
Female	0	0	0	0	0	0	0	71	64	76	2	0	0	0	0	0	213
Total	0	0	0	0	0	0	0	162	149	147	7	0	0	0	0	0	465

Enrolment By Grade and Gender

Gender	Grade														Total
	K	1	2	3	4	5	6	7	8	9	10	11	12	4th	
Male	0	0	0	0	0	0	0	95	81	76	0	0	0	0	252
Female	0	0	0	0	0	0	0	71	63	79	0	0	0	0	213
Total	0	0	0	0	0	0	0	166	144	155	0	0	0	0	465

Enrolment By Grade

For 481 - Exploits Valley Intermediate, Grand Falls-Windsor



* Data from the 2011-2012 AGR(Enrolment/Age as of the last day in Sept./Dec.)

** Newfoundland Statistics Classification System

*** May include itinerant teachers

District 3 - Nova Central

#486 - Lewisporte Intermediate, Lewisporte

Grades: 7-9

Number of Grades: 3

[FTE Teachers](#) *** : 12.8

Classification: Rural

Offers Distance Education: No

[School FTE PTR : 13.0](#)

[District FTE PTR : 11.2](#)

[Provincial FTE PTR : 11.9](#)

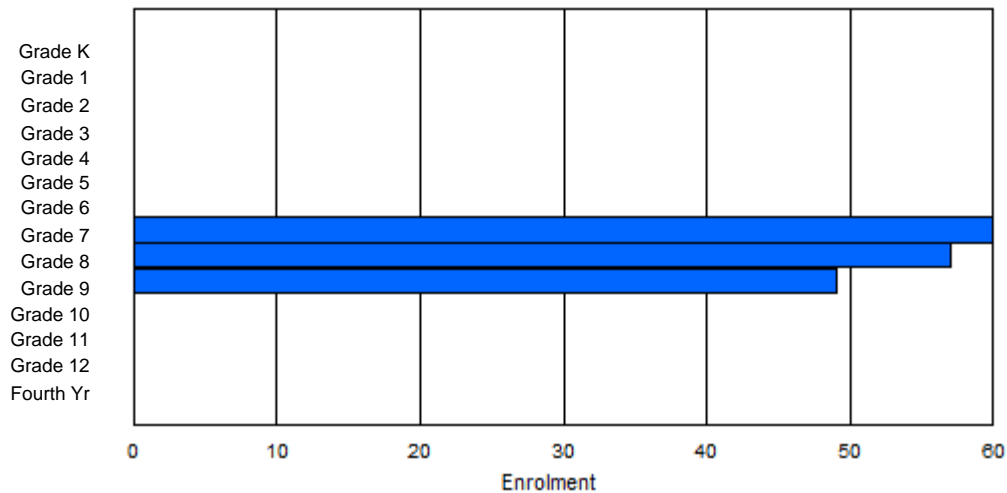
Enrolment By Age and Gender

Gender	Age																Total
	5	6	7	8	9	10	11	12	13	14	15	16	17	18	19	20>	
Male	0	0	0	0	0	0	0	32	29	28	1	0	0	0	0	0	90
Female	0	0	0	0	0	0	0	28	26	22	0	0	0	0	0	0	76
Total	0	0	0	0	0	0	0	60	55	50	1	0	0	0	0	0	166

Enrolment By Grade and Gender

Gender	Grade														Total
	K	1	2	3	4	5	6	7	8	9	10	11	12	4th	
Male	0	0	0	0	0	0	0	32	29	29	0	0	0	0	90
Female	0	0	0	0	0	0	0	28	28	20	0	0	0	0	76
Total	0	0	0	0	0	0	0	60	57	49	0	0	0	0	166

Enrolment By Grade
For 486 - Lewisporte Intermediate, Lewisporte



* Data from the 2011-2012 AGR(Enrolment/Age as of the last day in Sept./Dec.)

** Newfoundland Statistics Classification System

*** May include itinerant teachers

District 4 - Eastern

#209 - Pearce Junior High School, Salt Pond

Classification: Rural
Offers Distance Education: No

Grades: 8-9 Number of Grades: 2

[School FTE PTR : 12.7](#)
[District FTE PTR : 12.7](#)
[Provincial FTE PTR : 11.9](#)

[FTE Teachers](#) *** : 21.0

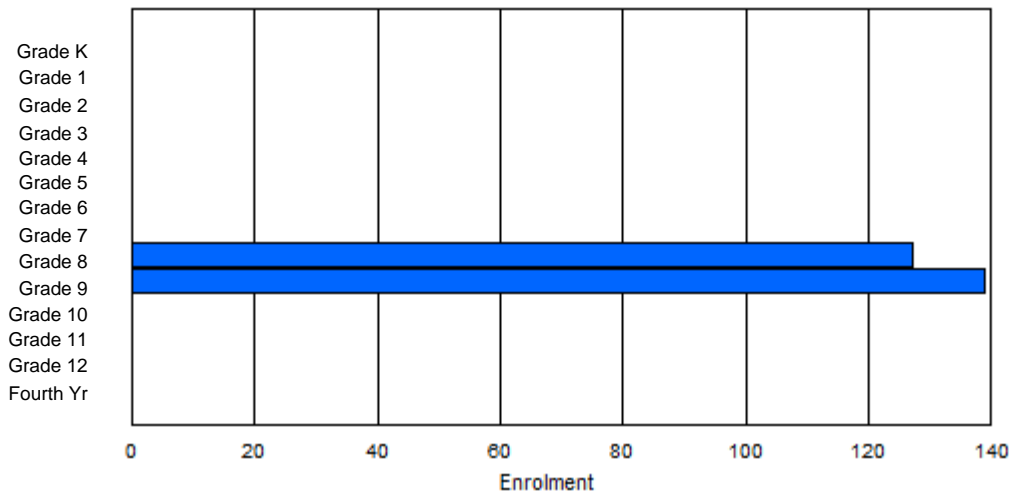
Enrolment By Age and Gender

Gender	Age																Total
	5	6	7	8	9	10	11	12	13	14	15	16	17	18	19	20>	
Male	0	0	0	0	0	0	0	0	57	70	6	1	0	0	0	0	134
Female	0	0	0	0	0	0	0	0	72	57	3	0	0	0	0	0	132
Total	0	0	0	0	0	0	0	0	129	127	9	1	0	0	0	0	266

Enrolment By Grade and Gender

Gender	Grade														Total
	K	1	2	3	4	5	6	7	8	9	10	11	12	4th	
Male	0	0	0	0	0	0	0	0	58	76	0	0	0	0	134
Female	0	0	0	0	0	0	0	0	69	63	0	0	0	0	132
Total	0	0	0	0	0	0	0	0	127	139	0	0	0	0	266

Enrolment By Grade
For 209 - Pearce Junior High School, Salt Pond



* Data from the 2011-2012 AGR(Enrolment/Age as of the last day in Sept./Dec.)

** Newfoundland Statistics Classification System

*** May include itinerant teachers

District 4 - Eastern

#213 - Lake Academy, Fortune

Classification: Rural
Offers Distance Education: No

Grades: K-7 Number of Grades: 8

[School FTE PTR : 11.7](#)
[District FTE PTR : 12.7](#)
[Provincial FTE PTR : 11.9](#)

[FTE Teachers](#) *** : 21.9

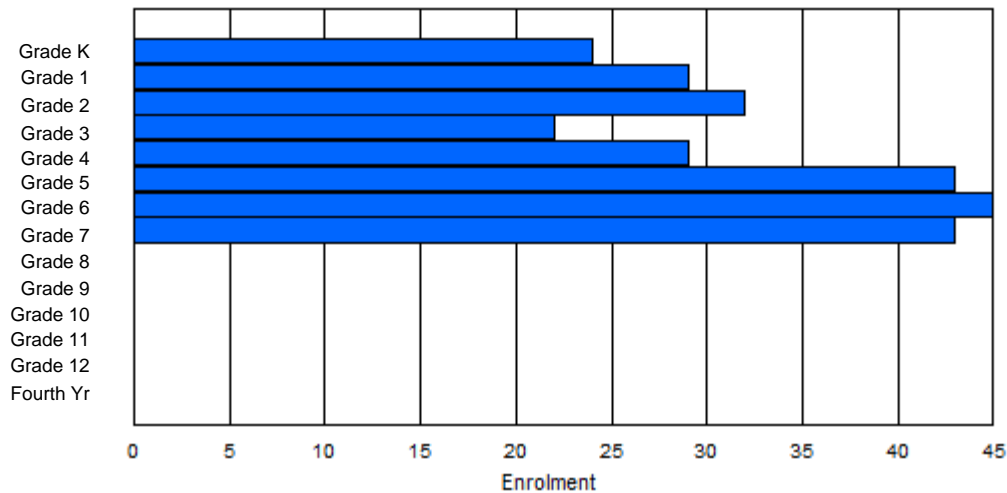
Enrolment By Age and Gender

Gender	Age																Total
	5	6	7	8	9	10	11	12	13	14	15	16	17	18	19	20>	
Male	13	15	8	9	16	21	28	17	2	0	0	0	0	0	0	0	129
Female	11	14	24	13	13	22	16	24	1	0	0	0	0	0	0	0	138
Total	24	29	32	22	29	43	44	41	3	0	0	0	0	0	0	0	267

Enrolment By Grade and Gender

Gender	Grade														Total
	K	1	2	3	4	5	6	7	8	9	10	11	12	4th	
Male	13	15	8	9	16	21	29	18	0	0	0	0	0	0	129
Female	11	14	24	13	13	22	16	25	0	0	0	0	0	0	138
Total	24	29	32	22	29	43	45	43	0	0	0	0	0	0	267

Enrolment By Grade
For 213 - Lake Academy, Fortune



* Data from the 2011-2012 AGR(Enrolment/Age as of the last day in Sept./Dec.)

** Newfoundland Statistics Classification System

*** May include itinerant teachers

District 4 - Eastern

#214 - John Burke High School, Grand Bank

Classification: Rural
Offers Distance Education: Yes

Grades: 8-12

Number of Grades: 5

[School FTE PTR : 14.0](#)

[District FTE PTR : 12.7](#)

[Provincial FTE PTR : 11.9](#)

[FTE Teachers](#) *** : 13.8

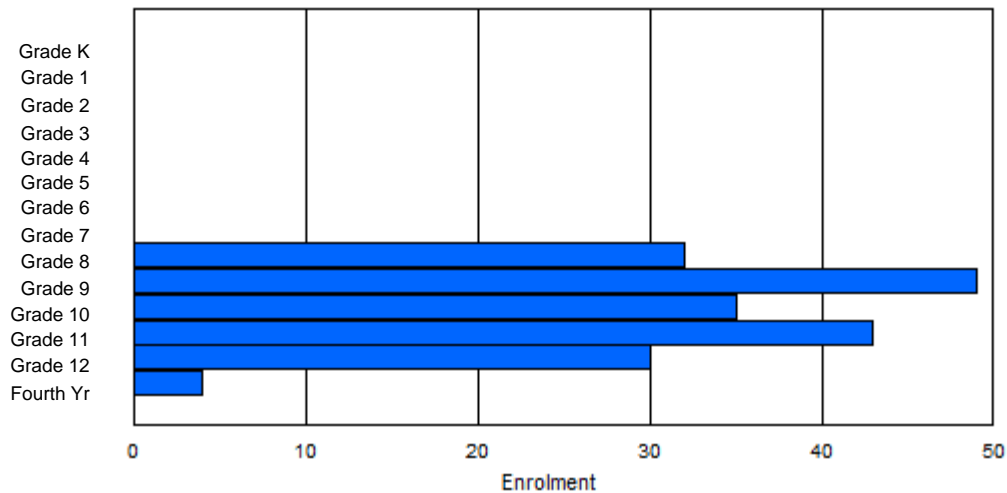
Enrolment By Age and Gender

Gender	Age																	Total
	5	6	7	8	9	10	11	12	13	14	15	16	17	18	19	20>		
Male	0	0	0	0	0	0	0	0	15	24	11	26	19	5	0	0	100	
Female	0	0	0	0	0	0	0	0	16	22	15	23	16	1	0	0	93	
Total	0	0	0	0	0	0	0	0	31	46	26	49	35	6	0	0	193	

Enrolment By Grade and Gender

Gender	Grade															Total
	K	1	2	3	4	5	6	7	8	9	10	11	12	4th		
Male	0	0	0	0	0	0	0	0	15	26	18	22	16	3	100	
Female	0	0	0	0	0	0	0	0	17	23	17	21	14	1	93	
Total	0	0	0	0	0	0	0	0	32	49	35	43	30	4	193	

Enrolment By Grade
For 214 - John Burke High School, Grand Bank



* Data from the 2011-2012 AGR(Enrolment/Age as of the last day in Sept./Dec.)

** Newfoundland Statistics Classification System

*** May include itinerant teachers

District 4 - Eastern

#218 - St. Joseph's Academy, Lamaline

Classification: Rural
Offers Distance Education: Yes

Grades: K-12

Number of Grades: 13

[School FTE PTR : 8.1](#)

[District FTE PTR : 12.7](#)

[Provincial FTE PTR : 11.9](#)

[FTE Teachers](#) *** : 13.0

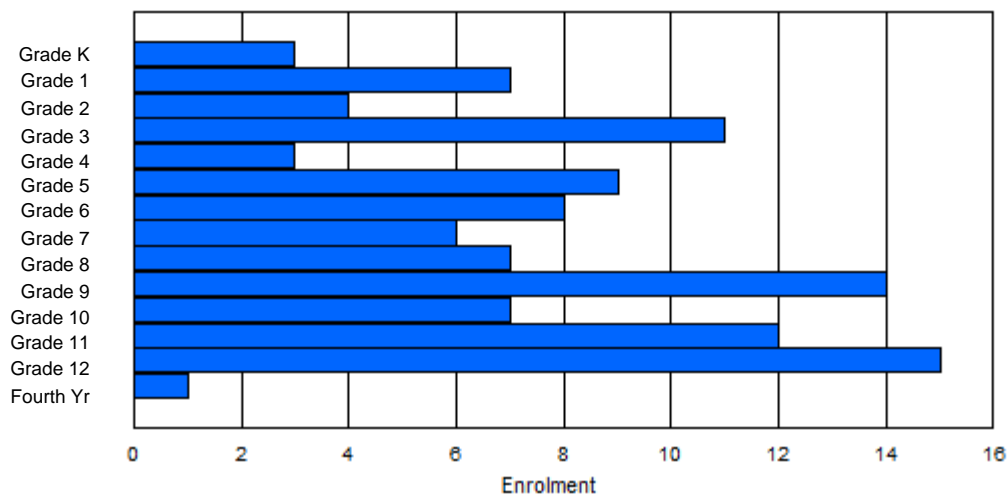
Enrolment By Age and Gender

Gender	Age																	Total
	5	6	7	8	9	10	11	12	13	14	15	16	17	18	19	20>		
Male	1	4	1	5	1	4	2	0	1	11	3	5	12	0	0	1	51	
Female	2	3	3	6	2	5	6	4	8	3	4	6	4	0	0	0	56	
Total	3	7	4	11	3	9	8	4	9	14	7	11	16	0	0	1	107	

Enrolment By Grade and Gender

Gender	Grade															Total
	K	1	2	3	4	5	6	7	8	9	10	11	12	4th		
Male	1	4	1	5	1	4	2	1	0	11	3	6	11	1	51	
Female	2	3	3	6	2	5	6	5	7	3	4	6	4	0	56	
Total	3	7	4	11	3	9	8	6	7	14	7	12	15	1	107	

Enrolment By Grade
For 218 - St. Joseph's Academy, Lamaline



* Data from the 2011-2012 AGR(Enrolment/Age as of the last day in Sept./Dec.)

** Newfoundland Statistics Classification System

*** May include itinerant teachers

District 4 - Eastern

#219 - Marystown Central High School, Marystown

Grades: 10-12 Number of Grades: 3

[FTE Teachers](#) *** : 28.0

Classification: Urban
Offers Distance Education: No

[School FTE PTR : 15.6](#)

[District FTE PTR : 12.7](#)

[Provincial FTE PTR : 11.9](#)

Enrolment By Age and Gender

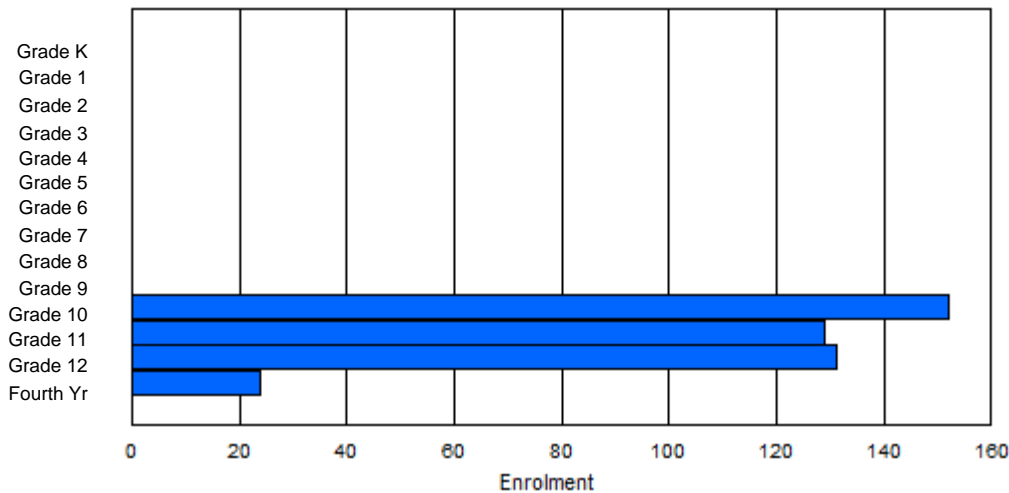
Gender	Age																	Total
	5	6	7	8	9	10	11	12	13	14	15	16	17	18	19	20>		
Male	0	0	0	0	0	0	0	0	0	0	71	54	86	20	7	2	240	
Female	0	0	0	0	0	0	0	0	0	0	57	67	55	10	6	1	196	
Total	0	0	0	0	0	0	0	0	0	0	128	121	141	30	13	3	436	

Enrolment By Grade and Gender

Gender	Grade															Total
	K	1	2	3	4	5	6	7	8	9	10	11	12	4th		
Male	0	0	0	0	0	0	0	0	0	0	87	59	81	13	240	
Female	0	0	0	0	0	0	0	0	0	0	65	70	50	11	196	
Total	0	0	0	0	0	0	0	0	0	0	152	129	131	24	436	

Enrolment By Grade

For 219 - Marystown Central High School, Marystown



* Data from the 2011-2012 AGR(Enrolment/Age as of the last day in Sept./Dec.)

** Newfoundland Statistics Classification System

*** May include itinerant teachers

District 4 - Eastern

#220 - Sacred Heart Academy, Marystown

Classification: Urban
Offers Distance Education: No

Grades: K-7

Number of Grades: 8

[School FTE PTR : 13.1](#)

[District FTE PTR : 12.7](#)

[Provincial FTE PTR : 11.9](#)

[FTE Teachers](#) *** : 36.5

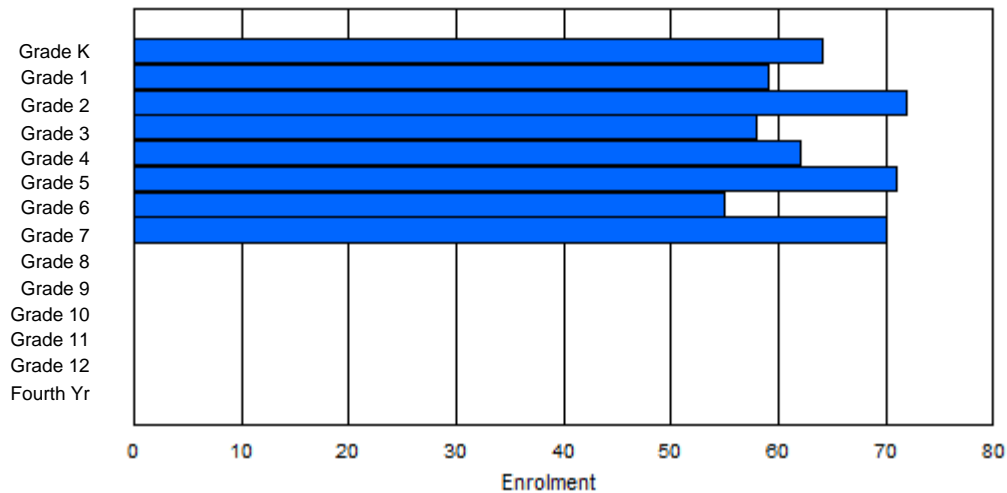
Enrolment By Age and Gender

Gender	Age																Total
	5	6	7	8	9	10	11	12	13	14	15	16	17	18	19	20>	
Male	33	27	34	30	23	29	38	35	1	1	0	0	0	0	0	0	251
Female	30	33	37	28	40	39	20	33	0	0	0	0	0	0	0	0	260
Total	63	60	71	58	63	68	58	68	1	1	0	0	0	0	0	0	511

Enrolment By Grade and Gender

Gender	Grade														Total
	K	1	2	3	4	5	6	7	8	9	10	11	12	4th	
Male	33	27	35	30	22	32	35	37	0	0	0	0	0	0	251
Female	31	32	37	28	40	39	20	33	0	0	0	0	0	0	260
Total	64	59	72	58	62	71	55	70	0	0	0	0	0	0	511

Enrolment By Grade
For 220 - Sacred Heart Academy, Marystown



* Data from the 2011-2012 AGR(Enrolment/Age as of the last day in Sept./Dec.)

** Newfoundland Statistics Classification System

*** May include itinerant teachers

District 4 - Eastern

#223 - Christ the King School, Rushoon

Classification: Rural
Offers Distance Education: Yes

Grades: K-12

Number of Grades: 13

[School FTE PTR : 7.6](#)

[District FTE PTR : 12.7](#)

[Provincial FTE PTR : 11.9](#)

[FTE Teachers](#) *** : 15.0

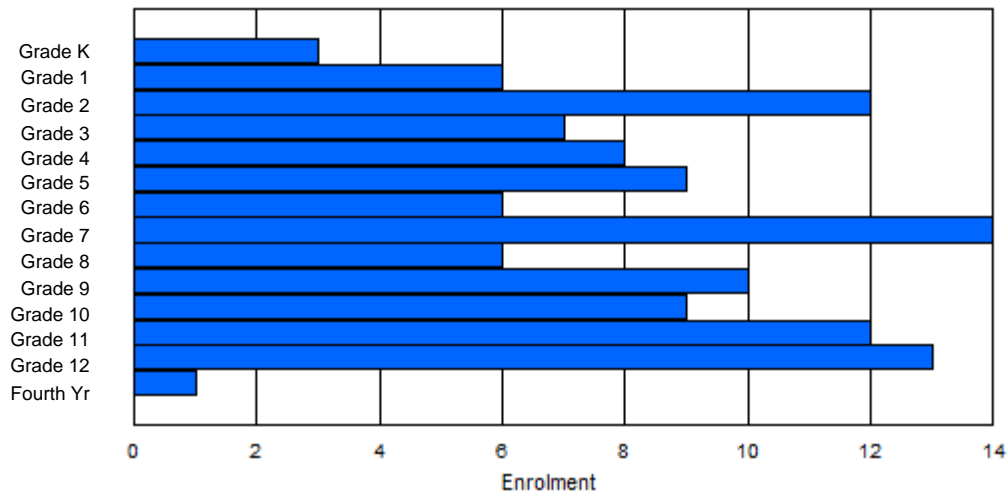
Enrolment By Age and Gender

Gender	Age																	Total
	5	6	7	8	9	10	11	12	13	14	15	16	17	18	19	20>		
Male	1	4	7	5	5	3	3	10	3	7	5	3	2	0	0	0	58	
Female	2	1	5	2	3	6	3	4	3	4	4	9	11	0	1	0	58	
Total	3	5	12	7	8	9	6	14	6	11	9	12	13	0	1	0	116	

Enrolment By Grade and Gender

Gender	K	Grade													Total
		1	2	3	4	5	6	7	8	9	10	11	12	4th	
Male	1	5	7	5	5	3	3	10	3	6	5	3	2	0	58
Female	2	1	5	2	3	6	3	4	3	4	4	9	11	1	58
Total	3	6	12	7	8	9	6	14	6	10	9	12	13	1	116

Enrolment By Grade
For 223 - Christ the King School, Rushoon



* Data from the 2011-2012 AGR(Enrolment/Age as of the last day in Sept./Dec.)

** Newfoundland Statistics Classification System

*** May include itinerant teachers

District 4 - Eastern

#224 - Donald C. Jamieson Academy, Burin Bay Arm

Classification: Rural
Offers Distance Education: No

Grades: K-7 Number of Grades: 8

[School FTE PTR : 13.3](#)
[District FTE PTR : 12.7](#)
[Provincial FTE PTR : 11.9](#)

[FTE Teachers](#) *** : 28.7

Enrolment By Age and Gender

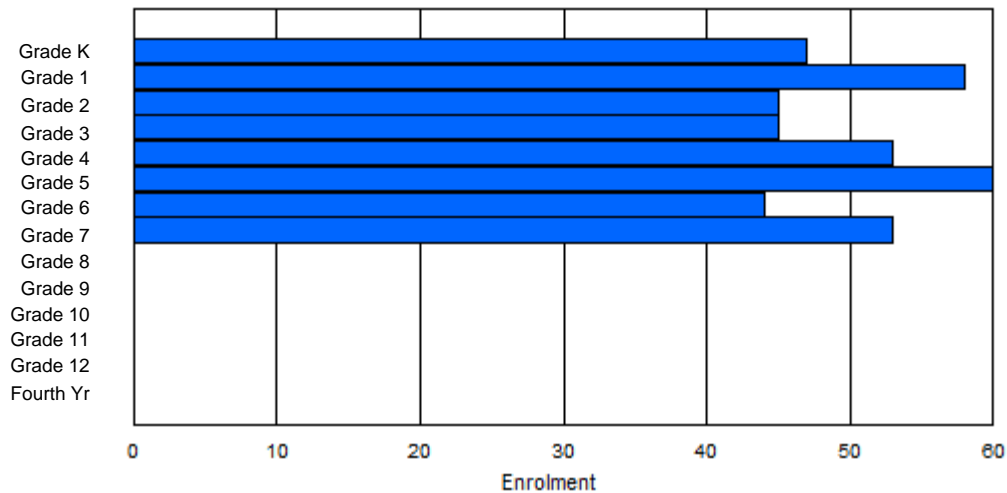
Gender	Age																Total
	5	6	7	8	9	10	11	12	13	14	15	16	17	18	19	20>	
Male	29	35	19	24	29	23	19	28	0	0	0	0	0	0	0	0	206
Female	16	24	26	22	23	38	24	25	1	0	0	0	0	0	0	0	199
Total	45	59	45	46	52	61	43	53	1	0	0	0	0	0	0	0	405

Enrolment By Grade and Gender

Gender	Grade														Total
	K	1	2	3	4	5	6	7	8	9	10	11	12	4th	
Male	31	34	19	23	29	23	20	27	0	0	0	0	0	0	206
Female	16	24	26	22	24	37	24	26	0	0	0	0	0	0	199
Total	47	58	45	45	53	60	44	53	0	0	0	0	0	0	405

Enrolment By Grade

For 224 - Donald C. Jamieson Academy, Burin Bay Arm



* Data from the 2011-2012 AGR(Enrolment/Age as of the last day in Sept./Dec.)

** Newfoundland Statistics Classification System

*** May include itinerant teachers

District 4 - Eastern

#225 - St. Anne's School, South East Bight

Classification: Rural
Offers Distance Education: Yes

Grades: 2-5,7-10

Number of Grades: 8

[School FTE PTR : 4.0](#)

[District FTE PTR : 12.7](#)

[Provincial FTE PTR : 11.9](#)

[FTE Teachers](#) *** : 2.0

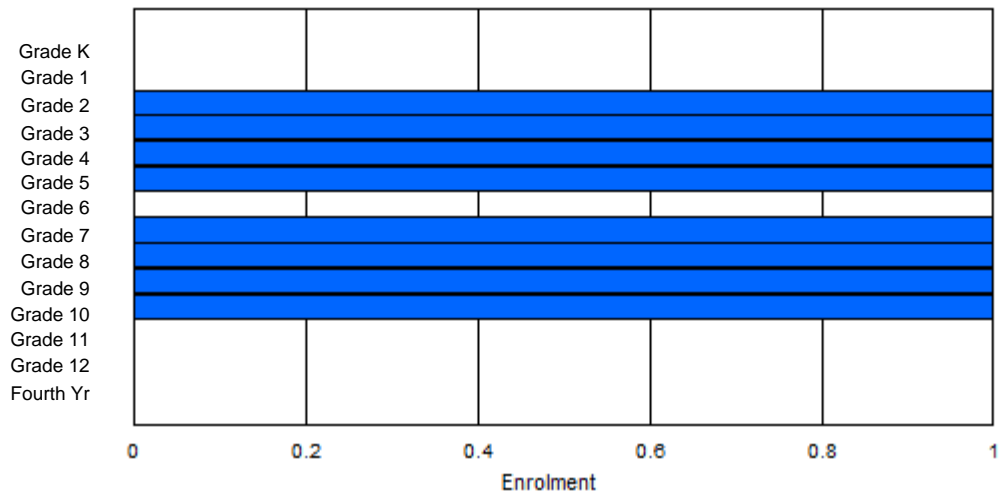
Enrolment By Age and Gender

Gender	Age																Total
	5	6	7	8	9	10	11	12	13	14	15	16	17	18	19	20>	
Male	0	0	1	0	1	0	0	0	1	0	0	0	0	0	0	0	3
Female	0	0	0	1	0	1	0	1	0	1	1	0	0	0	0	0	5
Total	0	0	1	1	1	1	0	1	1	1	1	0	0	0	0	0	8

Enrolment By Grade and Gender

Gender	Grade														Total
	K	1	2	3	4	5	6	7	8	9	10	11	12	4th	
Male	0	0	1	0	1	0	0	0	1	0	0	0	0	0	3
Female	0	0	0	1	0	1	0	1	0	1	1	0	0	0	5
Total	0	0	1	1	1	1	0	1	1	1	1	0	0	0	8

Enrolment By Grade
For 225 - St. Anne's School, South East Bight



* Data from the 2011-2012 AGR(Enrolment/Age as of the last day in Sept./Dec.)

** Newfoundland Statistics Classification System

*** May include itinerant teachers

District 4 - Eastern

#226 - Fortune Bay Academy, St. Bernard's - Jacques Fontaine

Classification: Rural
Offers Distance Education: Yes

Grades: K-12

Number of Grades: 13

[School FTE PTR : 7.9](#)

[District FTE PTR : 12.7](#)

[Provincial FTE PTR : 11.9](#)

[FTE Teachers](#) *** : 16.0

Enrolment By Age and Gender

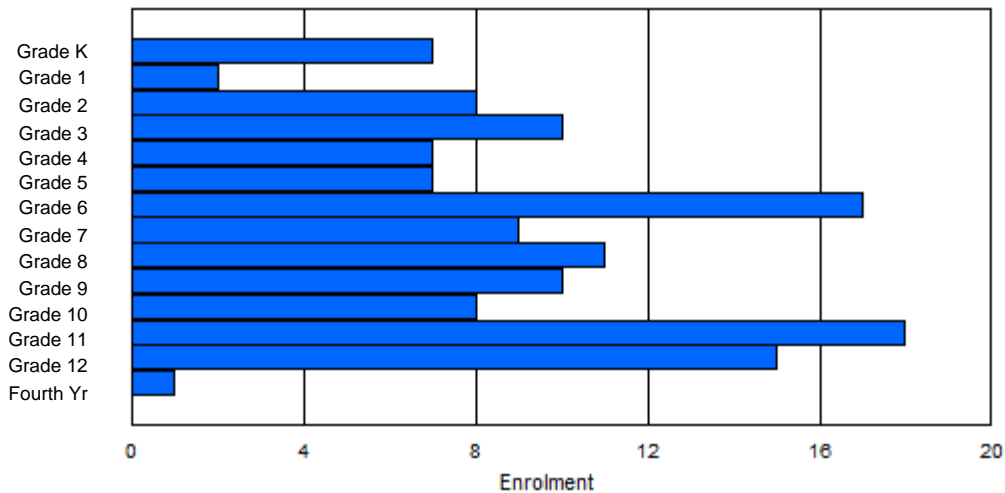
Gender	Age																	Total
	5	6	7	8	9	10	11	12	13	14	15	16	17	18	19	20>		
Male	3	1	1	10	4	2	10	5	5	4	5	9	7	1	0	0	67	
Female	4	1	1	6	3	5	7	4	6	5	2	11	7	0	1	0	63	
Total	7	2	2	16	7	7	17	9	11	9	7	20	14	1	1	0	130	

Enrolment By Grade and Gender

Gender	K	Grade													Total
		1	2	3	4	5	6	7	8	9	10	11	12	4th	
Male	3	1	3	8	4	2	10	5	5	5	5	8	7	1	67
Female	4	1	5	2	3	5	7	4	6	5	3	10	8	0	63
Total	7	2	8	10	7	7	17	9	11	10	8	18	15	1	130

Enrolment By Grade

For 226 - Fortune Bay Academy, St. Bernard's - Jacques Fontaine



* Data from the 2011-2012 AGR(Enrolment/Age as of the last day in Sept./Dec.)

** Newfoundland Statistics Classification System

*** May include itinerant teachers

District 4 - Eastern

#228 - St. Lawrence Academy, St. Lawrence

Classification: Rural
Offers Distance Education: Yes

Grades: K-12 Number of Grades: 13

[School FTE PTR : 9.5](#)
[District FTE PTR : 12.7](#)
[Provincial FTE PTR : 11.9](#)

[FTE Teachers](#) *** : 20.0

Enrolment By Age and Gender

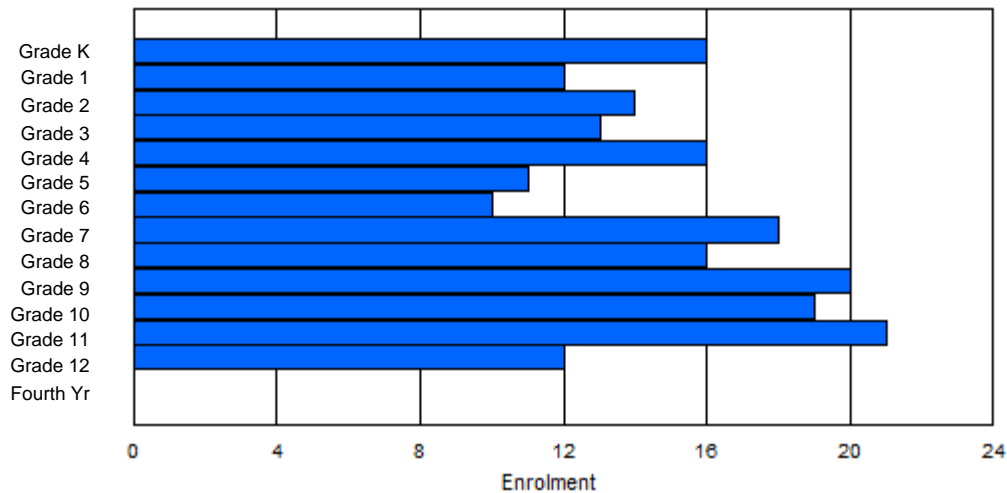
Gender	Age																	Total
	5	6	7	8	9	10	11	12	13	14	15	16	17	18	19	20>		
Male	7	9	9	7	10	7	7	8	10	10	11	9	3	1	0	0	108	
Female	9	3	5	5	6	3	5	9	7	6	8	13	11	0	0	90		
Total	16	12	14	12	16	10	12	17	17	16	19	22	14	1	0	0	198	

Enrolment By Grade and Gender

Gender	K	Grade													Total
		1	2	3	4	5	6	7	8	9	10	11	12	4th	
Male	7	9	9	8	10	8	5	8	10	13	9	9	3	0	108
Female	9	3	5	5	6	3	5	10	6	7	10	12	9	0	90
Total	16	12	14	13	16	11	10	18	16	20	19	21	12	0	198

Enrolment By Grade

For 228 - St. Lawrence Academy, St. Lawrence



* Data from the 2011-2012 AGR(Enrolment/Age as of the last day in Sept./Dec.)

** Newfoundland Statistics Classification System

*** May include itinerant teachers

District 4 - Eastern

#229 - St. Joseph's All Grade, Terrenceville

Classification: Rural
Offers Distance Education: Yes

Grades: K-12 Number of Grades: 13

[School FTE PTR : 7.8](#)
[District FTE PTR : 12.7](#)
[Provincial FTE PTR : 11.9](#)

[FTE Teachers](#) *** : 16.0

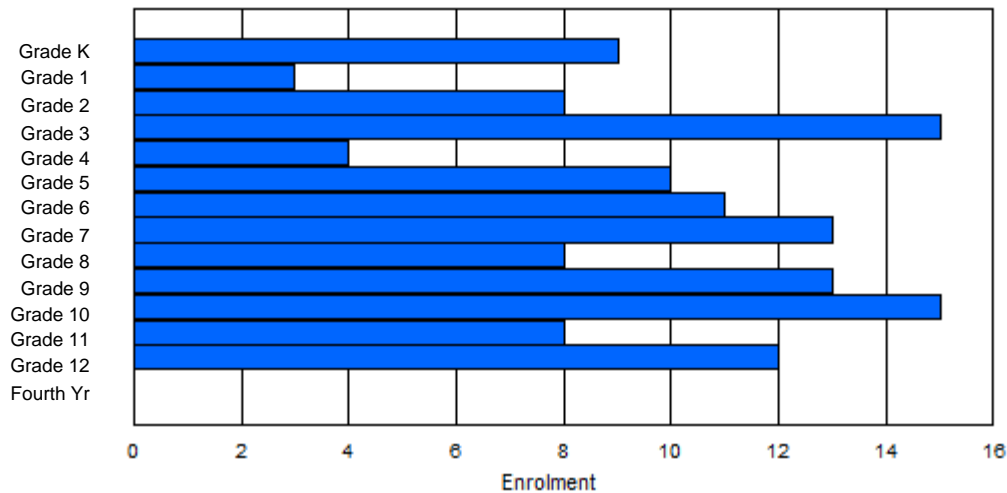
Enrolment By Age and Gender

Gender	Age																Total
	5	6	7	8	9	10	11	12	13	14	15	16	17	18	19	20>	
Male	5	1	2	6	4	5	4	8	4	7	7	6	6	4	0	0	69
Female	3	3	3	10	2	4	8	5	2	5	3	8	3	1	0	0	60
Total	8	4	5	16	6	9	12	13	6	12	10	14	9	5	0	0	129

Enrolment By Grade and Gender

Gender	K	Grade													Total
		1	2	3	4	5	6	7	8	9	10	11	12	4th	
Male	5	1	4	5	3	6	3	8	6	7	10	3	8	0	69
Female	4	2	4	10	1	4	8	5	2	6	5	5	4	0	60
Total	9	3	8	15	4	10	11	13	8	13	15	8	12	0	129

Enrolment By Grade
For 229 - St. Joseph's All Grade, Terrenceville



* Data from the 2011-2012 AGR(Enrolment/Age as of the last day in Sept./Dec.)

** Newfoundland Statistics Classification System

*** May include itinerant teachers

District 4 - Eastern

#231 - Discovery Collegiate, Bonavista

Classification: Rural
Offers Distance Education: No

Grades: 9-12

Number of Grades: 4

[School FTE PTR : 12.7](#)

[District FTE PTR : 12.7](#)

[Provincial FTE PTR : 11.9](#)

[FTE Teachers](#) *** : 18.0

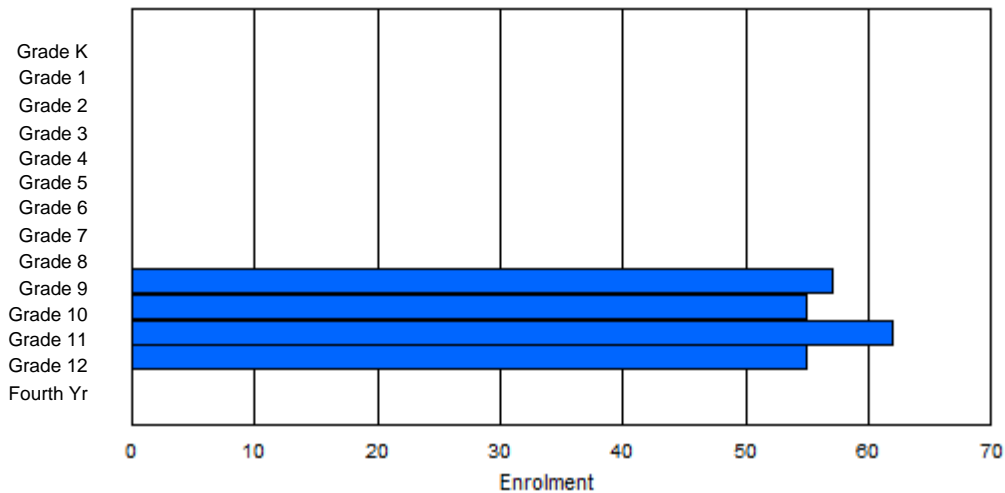
Enrolment By Age and Gender

Gender	Age																	Total
	5	6	7	8	9	10	11	12	13	14	15	16	17	18	19	20>		
Male	0	0	0	0	0	0	0	0	0	28	30	32	30	1	0	0	121	
Female	0	0	0	0	0	0	0	0	0	26	25	27	30	0	0	0	108	
Total	0	0	0	0	0	0	0	0	0	54	55	59	60	1	0	0	229	

Enrolment By Grade and Gender

Gender	Grade														Total
	K	1	2	3	4	5	6	7	8	9	10	11	12	4th	
Male	0	0	0	0	0	0	0	0	0	31	28	36	26	0	121
Female	0	0	0	0	0	0	0	0	0	26	27	26	29	0	108
Total	0	0	0	0	0	0	0	0	0	57	55	62	55	0	229

Enrolment By Grade
For 231 - Discovery Collegiate, Bonavista



* Data from the 2011-2012 AGR(Enrolment/Age as of the last day in Sept./Dec.)

** Newfoundland Statistics Classification System

*** May include itinerant teachers

District 4 - Eastern

#232 - Matthew Elementary School, Bonavista

Grades: K-8

Number of Grades: 9

[FTE Teachers](#) *** : 27.5

Classification: Rural

Offers Distance Education: No

[School FTE PTR : 11.7](#)

[District FTE PTR : 12.7](#)

[Provincial FTE PTR : 11.9](#)

Enrolment By Age and Gender

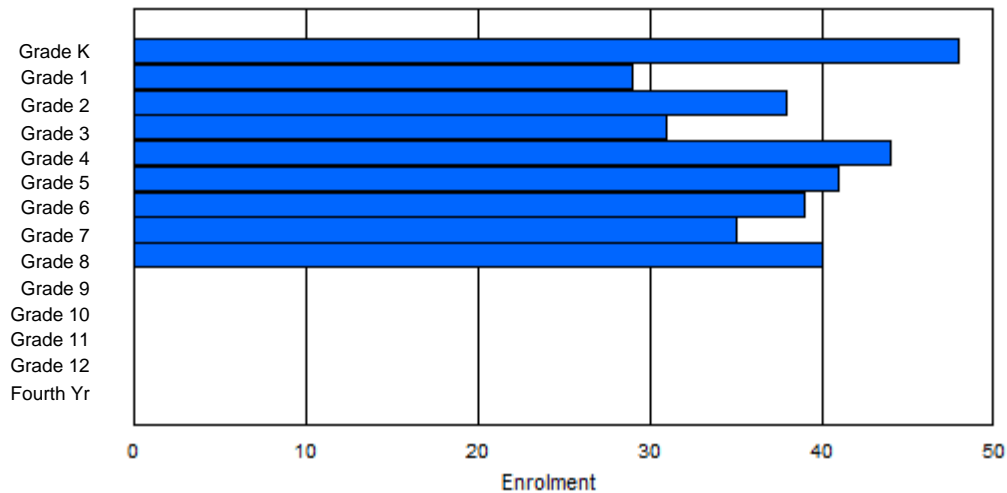
Gender	Age																Total
	5	6	7	8	9	10	11	12	13	14	15	16	17	18	19	20>	
Male	23	19	15	18	23	24	19	21	23	1	0	0	0	0	0	0	186
Female	24	11	23	12	20	18	20	16	15	0	0	0	0	0	0	0	159
Total	47	30	38	30	43	42	39	37	38	1	0	0	0	0	0	0	345

Enrolment By Grade and Gender

Gender	Grade														Total
	K	1	2	3	4	5	6	7	8	9	10	11	12	4th	
Male	24	18	15	18	25	22	20	20	24	0	0	0	0	0	186
Female	24	11	23	13	19	19	19	15	16	0	0	0	0	0	159
Total	48	29	38	31	44	41	39	35	40	0	0	0	0	0	345

Enrolment By Grade

For 232 - Matthew Elementary School, Bonavista



* Data from the 2011-2012 AGR(Enrolment/Age as of the last day in Sept./Dec.)

** Newfoundland Statistics Classification System

*** May include itinerant teachers

District 4 - Eastern

#234 - Catalina Elementary School, Catalina

Grades: K-8

Number of Grades: 9

[FTE Teachers](#) *** : 13.2

Classification: Rural

Offers Distance Education: No

[School FTE PTR : 11.0](#)

[District FTE PTR : 12.7](#)

[Provincial FTE PTR : 11.9](#)

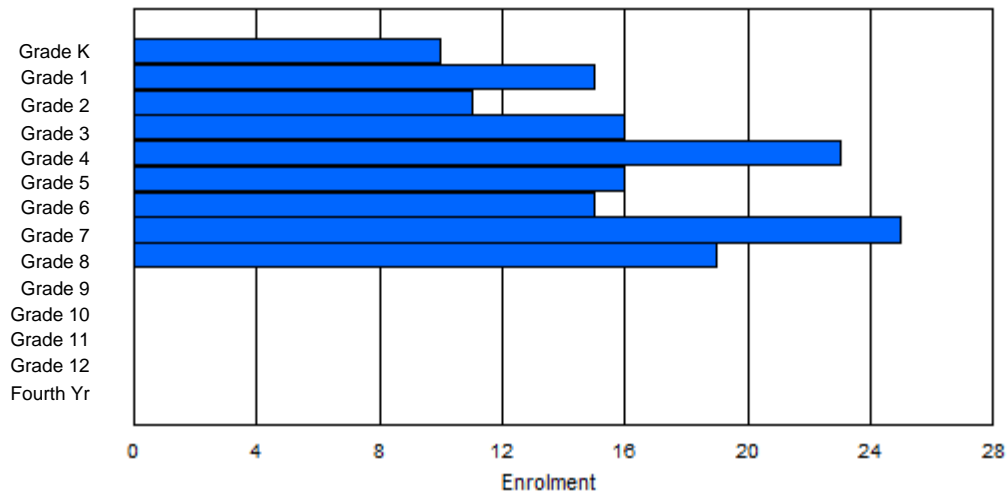
Enrolment By Age and Gender

Gender	Age																Total
	5	6	7	8	9	10	11	12	13	14	15	16	17	18	19	20>	
Male	4	8	7	11	8	8	6	17	12	0	0	0	0	0	0	0	81
Female	6	6	5	4	15	9	9	7	8	0	0	0	0	0	0	0	69
Total	10	14	12	15	23	17	15	24	20	0	0	0	0	0	0	0	150

Enrolment By Grade and Gender

Gender	K	Grade												4th	Total
		1	2	3	4	5	6	7	8	9	10	11	12		
Male	4	9	6	11	9	7	6	17	12	0	0	0	0	0	81
Female	6	6	5	5	14	9	9	8	7	0	0	0	0	0	69
Total	10	15	11	16	23	16	15	25	19	0	0	0	0	0	150

Enrolment By Grade
For 234 - Catalina Elementary School, Catalina



* Data from the 2011-2012 AGR(Enrolment/Age as of the last day in Sept./Dec.)

** Newfoundland Statistics Classification System

*** May include itinerant teachers

District 4 - Eastern

#235 - Clarenville High School, Clarenville

Classification: Urban
Offers Distance Education: No

Grades: 10-12

Number of Grades: 3

[School FTE PTR : 14.3](#)

[District FTE PTR : 12.7](#)

[Provincial FTE PTR : 11.9](#)

[FTE Teachers](#) *** : 21.8

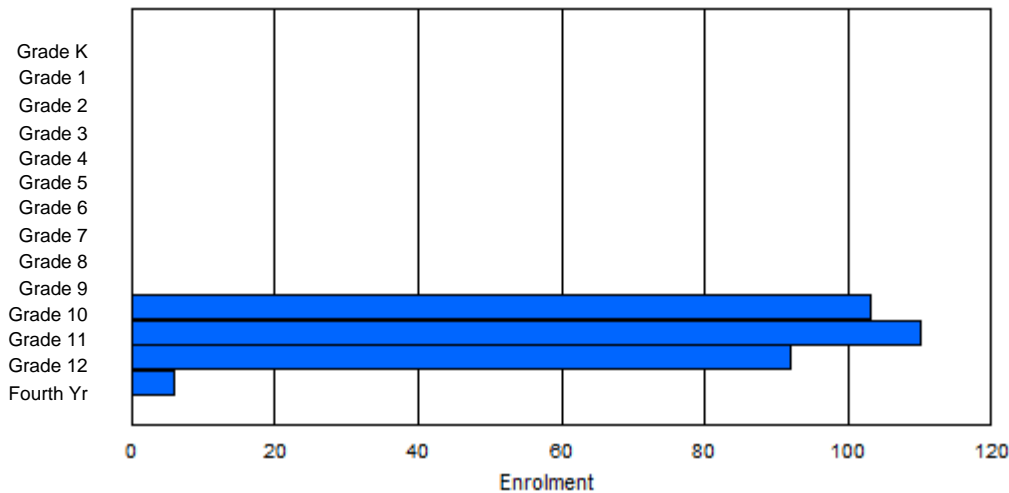
Enrolment By Age and Gender

Gender	Age																	Total
	5	6	7	8	9	10	11	12	13	14	15	16	17	18	19	20>		
Male	0	0	0	0	0	0	0	0	0	1	52	45	58	5	1	0	162	
Female	0	0	0	0	0	0	0	0	0	1	43	60	41	4	0	0	149	
Total	0	0	0	0	0	0	0	0	0	2	95	105	99	9	1	0	311	

Enrolment By Grade and Gender

Gender	Grade															Total
	K	1	2	3	4	5	6	7	8	9	10	11	12	4th		
Male	0	0	0	0	0	0	0	0	0	0	56	47	55	4	162	
Female	0	0	0	0	0	0	0	0	0	0	47	63	37	2	149	
Total	0	0	0	0	0	0	0	0	0	0	103	110	92	6	311	

Enrolment By Grade
For 235 - Clarenville High School, Clarenville



* Data from the 2011-2012 AGR(Enrolment/Age as of the last day in Sept./Dec.)

** Newfoundland Statistics Classification System

*** May include itinerant teachers

District 4 - Eastern

#237 - Anthony Paddon Elementary, Musgravetown

Grades: K-6

Number of Grades: 7

[FTE Teachers](#) *** : 16.0

Classification: Rural

Offers Distance Education: No

[School FTE PTR : 11.5](#)

[District FTE PTR : 12.7](#)

[Provincial FTE PTR : 11.9](#)

Enrolment By Age and Gender

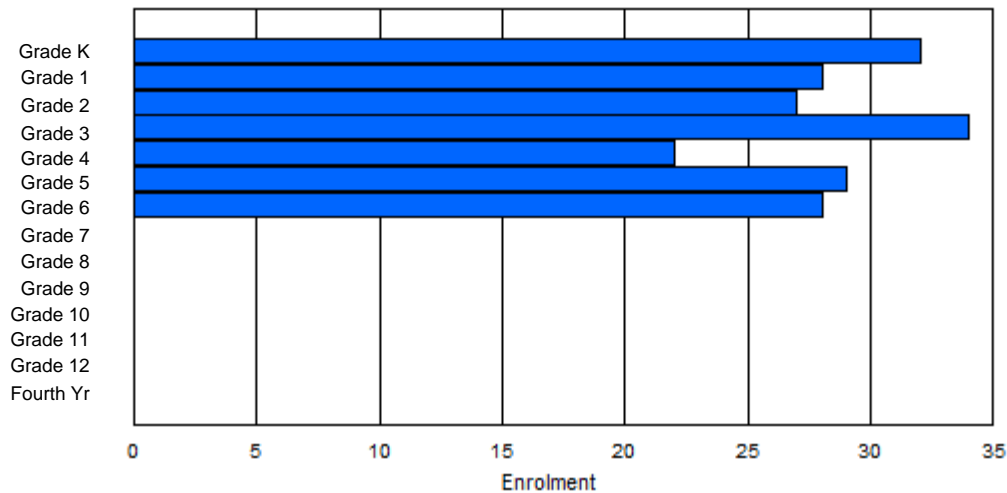
Gender	Age																Total
	5	6	7	8	9	10	11	12	13	14	15	16	17	18	19	20>	
Male	15	13	14	13	9	16	15	0	0	0	0	0	0	0	0	0	95
Female	17	13	15	21	11	15	13	0	0	0	0	0	0	0	0	0	105
Total	32	26	29	34	20	31	28	0	0	0	0	0	0	0	0	0	200

Enrolment By Grade and Gender

Gender	Grade														Total
	K	1	2	3	4	5	6	7	8	9	10	11	12	4th	
Male	15	15	12	13	10	15	15	0	0	0	0	0	0	0	95
Female	17	13	15	21	12	14	13	0	0	0	0	0	0	0	105
Total	32	28	27	34	22	29	28	0	0	0	0	0	0	0	200

Enrolment By Grade

For 237 - Anthony Paddon Elementary, Musgravetown



* Data from the 2011-2012 AGR(Enrolment/Age as of the last day in Sept./Dec.)

** Newfoundland Statistics Classification System

*** May include itinerant teachers

District 4 - Eastern

#240 - Bishop White School, Port Rexton

Classification: Rural
Offers Distance Education: Yes

Grades: K-12 Number of Grades: 13

[School FTE PTR : 8.0](#)
[District FTE PTR : 12.7](#)
[Provincial FTE PTR : 11.9](#)

[FTE Teachers](#) *** : 14.0

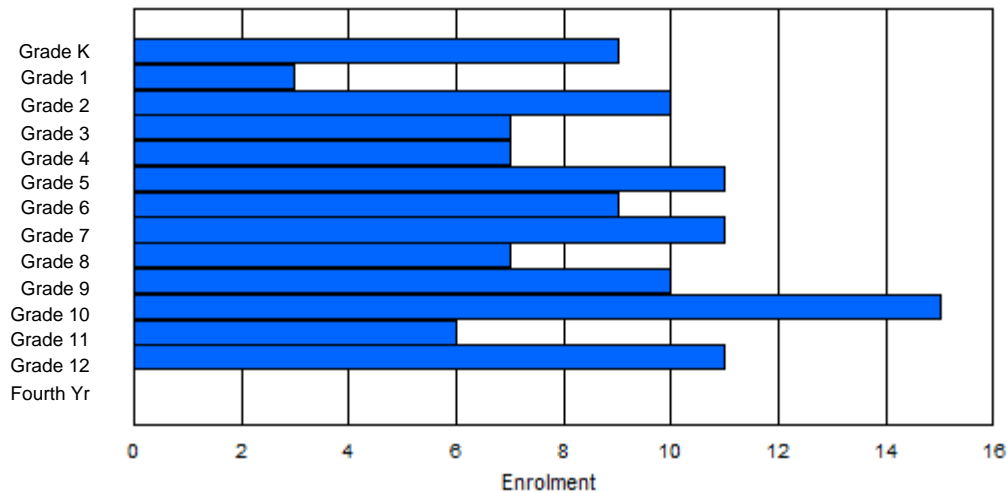
Enrolment By Age and Gender

Gender	Age																Total
	5	6	7	8	9	10	11	12	13	14	15	16	17	18	19	20>	
Male	5	0	3	4	5	6	4	5	3	5	6	4	7	1	0	0	58
Female	4	3	7	3	2	4	6	6	4	5	9	2	3	0	0	0	58
Total	9	3	10	7	7	10	10	11	7	10	15	6	10	1	0	0	116

Enrolment By Grade and Gender

Gender	K	Grade													Total
		1	2	3	4	5	6	7	8	9	10	11	12	4th	
Male	5	0	3	4	5	7	3	5	3	5	6	4	8	0	58
Female	4	3	7	3	2	4	6	6	4	5	9	2	3	0	58
Total	9	3	10	7	7	11	9	11	7	10	15	6	11	0	116

Enrolment By Grade
For 240 - Bishop White School, Port Rexton



* Data from the 2011-2012 AGR(Enrolment/Age as of the last day in Sept./Dec.)

** Newfoundland Statistics Classification System

*** May include itinerant teachers

District 4 - Eastern

#242 - Random Island Academy, Hickman's Harbour

Grades: K-12

Number of Grades: 13

[FTE Teachers](#) *** : 18.5

Classification: Rural

Offers Distance Education: Yes

[School FTE PTR : 8.9](#)

[District FTE PTR : 12.7](#)

[Provincial FTE PTR : 11.9](#)

Enrolment By Age and Gender

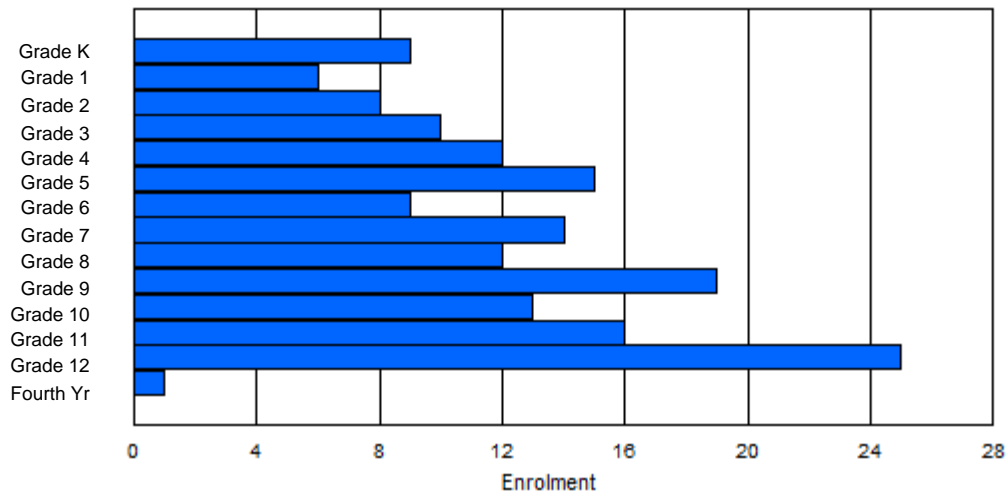
Gender	Age																Total
	5	6	7	8	9	10	11	12	13	14	15	16	17	18	19	20>	
Male	7	3	3	4	7	7	4	6	5	11	8	8	11	0	0	0	84
Female	2	3	5	5	6	8	4	7	8	8	5	8	14	2	0	0	85
Total	9	6	8	9	13	15	8	13	13	19	13	16	25	2	0	0	169

Enrolment By Grade and Gender

Gender	K	Grade													4th	Total
		1	2	3	4	5	6	7	8	9	10	11	12			
Male	7	3	3	5	6	7	4	8	4	10	8	8	11	0	84	
Female	2	3	5	5	6	8	5	6	8	9	5	8	14	1	85	
Total	9	6	8	10	12	15	9	14	12	19	13	16	25	1	169	

Enrolment By Grade

For 242 - Random Island Academy, Hickman's Harbour



* Data from the 2011-2012 AGR(Enrolment/Age as of the last day in Sept./Dec.)

** Newfoundland Statistics Classification System

*** May include itinerant teachers

District 4 - Eastern

#243 - Riverside Elementary, Shoal Harbour

Grades: K-6

Number of Grades: 7

[FTE Teachers](#) *** : 41.5

Classification: Urban

Offers Distance Education: No

[School FTE PTR : 14.9](#)

[District FTE PTR : 12.7](#)

[Provincial FTE PTR : 11.9](#)

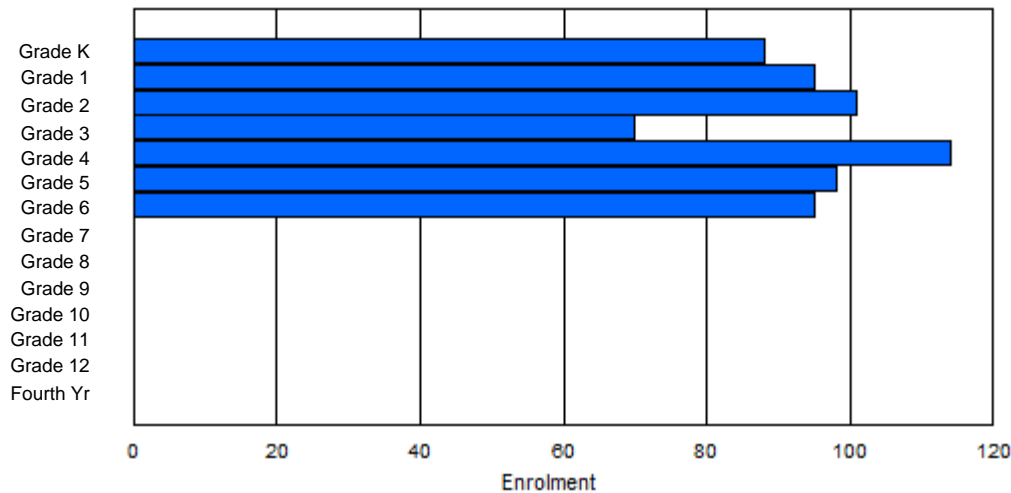
Enrolment By Age and Gender

Gender	Age																Total
	5	6	7	8	9	10	11	12	13	14	15	16	17	18	19	20>	
Male	52	47	53	34	62	46	39	2	0	0	0	0	0	0	0	0	335
Female	36	49	47	34	53	54	53	0	0	0	0	0	0	0	0	0	326
Total	88	96	100	68	115	100	92	2	0	0	0	0	0	0	0	0	661

Enrolment By Grade and Gender

Gender	Grade														Total
	K	1	2	3	4	5	6	7	8	9	10	11	12	4th	
Male	52	46	54	35	62	45	41	0	0	0	0	0	0	0	335
Female	36	49	47	35	52	53	54	0	0	0	0	0	0	0	326
Total	88	95	101	70	114	98	95	0	0	0	0	0	0	0	661

Enrolment By Grade
For 243 - Riverside Elementary, Shoal Harbour



* Data from the 2011-2012 AGR(Enrolment/Age as of the last day in Sept./Dec.)

** Newfoundland Statistics Classification System

*** May include itinerant teachers

District 4 - Eastern

#246 - Swift Current Academy, Swift Current

Classification: Rural
Offers Distance Education: Yes

Grades: K-12

Number of Grades: 13

[School FTE PTR : 6.5](#)

[District FTE PTR : 12.7](#)

[Provincial FTE PTR : 11.9](#)

[FTE Teachers](#) *** : 8.5

Enrolment By Age and Gender

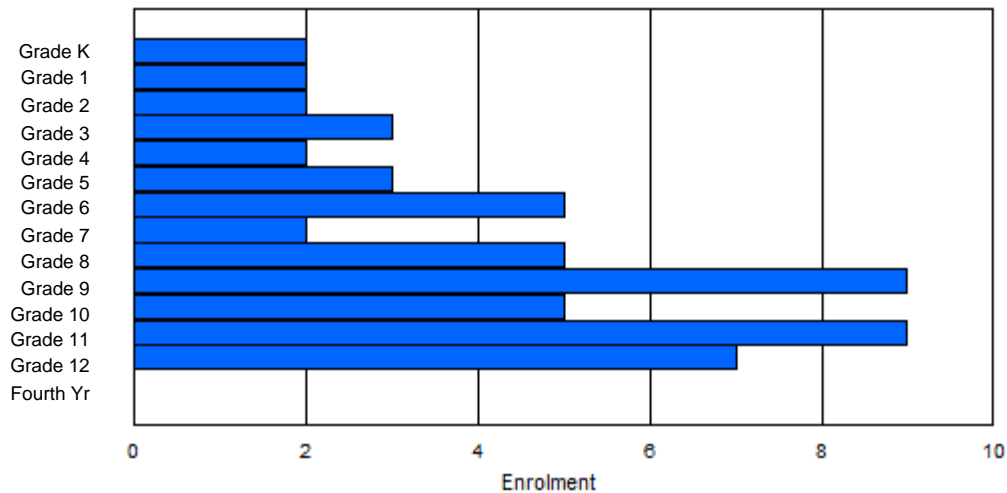
Gender	Age																	Total
	5	6	7	8	9	10	11	12	13	14	15	16	17	18	19	20>		
Male	0	0	2	3	0	1	3	1	3	6	4	7	2	0	0	0	32	
Female	2	2	0	0	2	2	2	1	2	3	1	3	4	0	0	0	24	
Total	2	2	2	3	2	3	5	2	5	9	5	10	6	0	0	0	56	

Enrolment By Grade and Gender

Gender	K	Grade													Total
		1	2	3	4	5	6	7	8	9	10	11	12	4th	
Male	0	0	2	3	0	1	3	1	3	6	4	7	2	0	32
Female	2	2	0	0	2	2	2	1	2	3	1	2	5	0	24
Total	2	2	2	3	2	3	5	2	5	9	5	9	7	0	56

Enrolment By Grade

For 246 - Swift Current Academy, Swift Current



* Data from the 2011-2012 AGR(Enrolment/Age as of the last day in Sept./Dec.)

** Newfoundland Statistics Classification System

*** May include itinerant teachers

District 4 - Eastern

#247 - Roncalli Central High, Avondale

Classification: Rural
Offers Distance Education: No

Grades: 7-12

Number of Grades: 6

[School FTE PTR : 14.0](#)

[District FTE PTR : 12.7](#)

[Provincial FTE PTR : 11.9](#)

[FTE Teachers](#) *** : 21.4

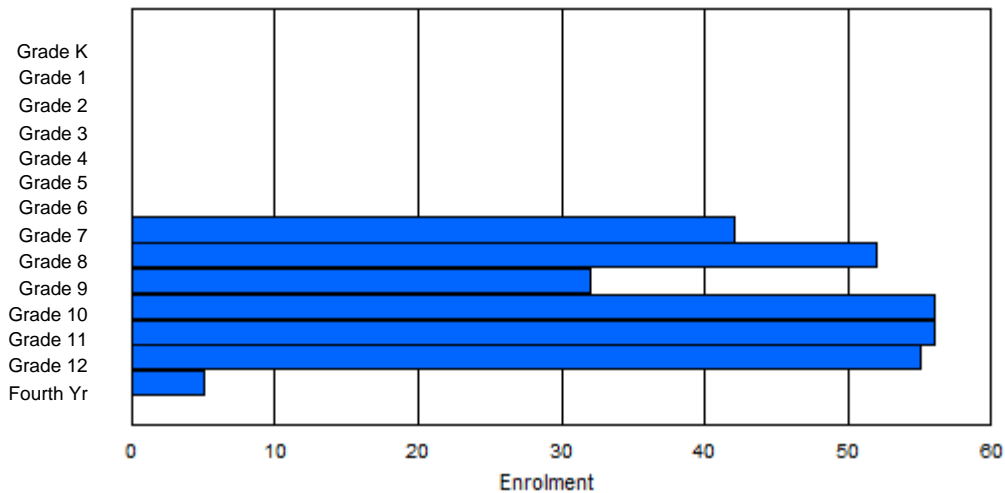
Enrolment By Age and Gender

Gender	Age																Total
	5	6	7	8	9	10	11	12	13	14	15	16	17	18	19	20>	
Male	0	0	0	0	0	0	0	18	24	17	28	26	27	4	1	0	145
Female	0	0	0	0	0	0	0	23	27	16	26	30	28	1	2	0	153
Total	0	0	0	0	0	0	0	41	51	33	54	56	55	5	3	0	298

Enrolment By Grade and Gender

Gender	Grade														Total
	K	1	2	3	4	5	6	7	8	9	10	11	12	4th	
Male	0	0	0	0	0	0	0	17	27	16	30	25	27	3	145
Female	0	0	0	0	0	0	0	25	25	16	26	31	28	2	153
Total	0	0	0	0	0	0	0	42	52	32	56	56	55	5	298

Enrolment By Grade
For 247 - Roncalli Central High, Avondale



* Data from the 2011-2012 AGR(Enrolment/Age as of the last day in Sept./Dec.)

** Newfoundland Statistics Classification System

*** May include itinerant teachers

District 4 - Eastern

#248 - Amalgamated Academy, Bay Roberts

Classification: Urban
Offers Distance Education: No

Grades: 4-9 Number of Grades: 6

[School FTE PTR : 14.5](#)
[District FTE PTR : 12.7](#)
[Provincial FTE PTR : 11.9](#)

[FTE Teachers](#) *** : 50.3

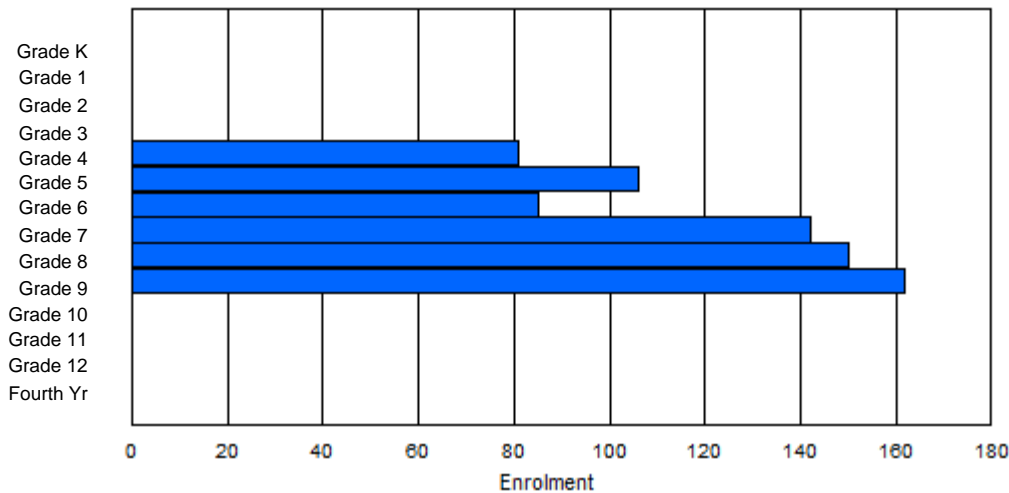
Enrolment By Age and Gender

Gender	Age																Total
	5	6	7	8	9	10	11	12	13	14	15	16	17	18	19	20>	
Male	0	0	0	0	41	61	37	71	79	77	5	0	0	0	0	0	371
Female	0	0	0	0	41	43	48	72	67	82	2	0	0	0	0	0	355
Total	0	0	0	0	82	104	85	143	146	159	7	0	0	0	0	0	726

Enrolment By Grade and Gender

Gender	Grade														Total
	K	1	2	3	4	5	6	7	8	9	10	11	12	4th	
Male	0	0	0	0	41	62	37	70	82	79	0	0	0	0	371
Female	0	0	0	0	40	44	48	72	68	83	0	0	0	0	355
Total	0	0	0	0	81	106	85	142	150	162	0	0	0	0	726

Enrolment By Grade
For 248 - Amalgamated Academy, Bay Roberts



* Data from the 2011-2012 AGR(Enrolment/Age as of the last day in Sept./Dec.)

** Newfoundland Statistics Classification System

*** May include itinerant teachers

District 4 - Eastern

#249 - Ascension Collegiate, Bay Roberts

Classification: Urban
Offers Distance Education: Yes

Grades: 10-12

Number of Grades: 3

[School FTE PTR : 16.2](#)

[District FTE PTR : 12.7](#)

[Provincial FTE PTR : 11.9](#)

[FTE Teachers](#) *** : 38.8

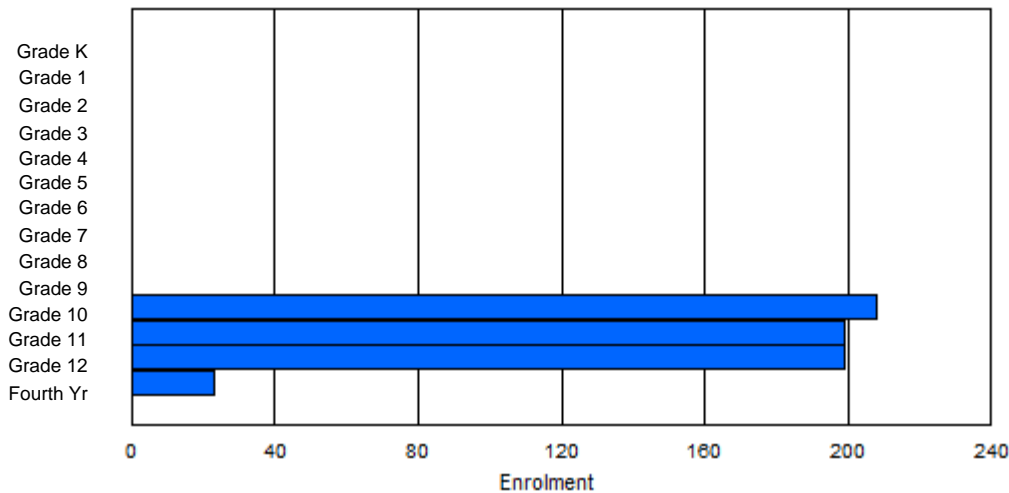
Enrolment By Age and Gender

Gender	Age																	Total
	5	6	7	8	9	10	11	12	13	14	15	16	17	18	19	20>		
Male	0	0	0	0	0	0	0	0	0	0	106	100	97	9	6	0	318	
Female	0	0	0	0	0	0	0	0	0	0	89	100	111	9	1	1	311	
Total	0	0	0	0	0	0	0	0	0	0	195	200	208	18	7	1	629	

Enrolment By Grade and Gender

Gender	Grade															Total
	K	1	2	3	4	5	6	7	8	9	10	11	12	4th		
Male	0	0	0	0	0	0	0	0	0	0	114	100	91	13	318	
Female	0	0	0	0	0	0	0	0	0	0	94	99	108	10	311	
Total	0	0	0	0	0	0	0	0	0	0	208	199	199	23	629	

Enrolment By Grade
For 249 - Ascension Collegiate, Bay Roberts



* Data from the 2011-2012 AGR(Enrolment/Age as of the last day in Sept./Dec.)

** Newfoundland Statistics Classification System

*** May include itinerant teachers

District 4 - Eastern

#253 - Carbonear Collegiate, Carbonear

Classification: Rural
Offers Distance Education: Yes

Grades: 10-12

Number of Grades: 3

[School FTE PTR : 15.6](#)

[District FTE PTR : 12.7](#)

[Provincial FTE PTR : 11.9](#)

[FTE Teachers](#) *** : 29.0

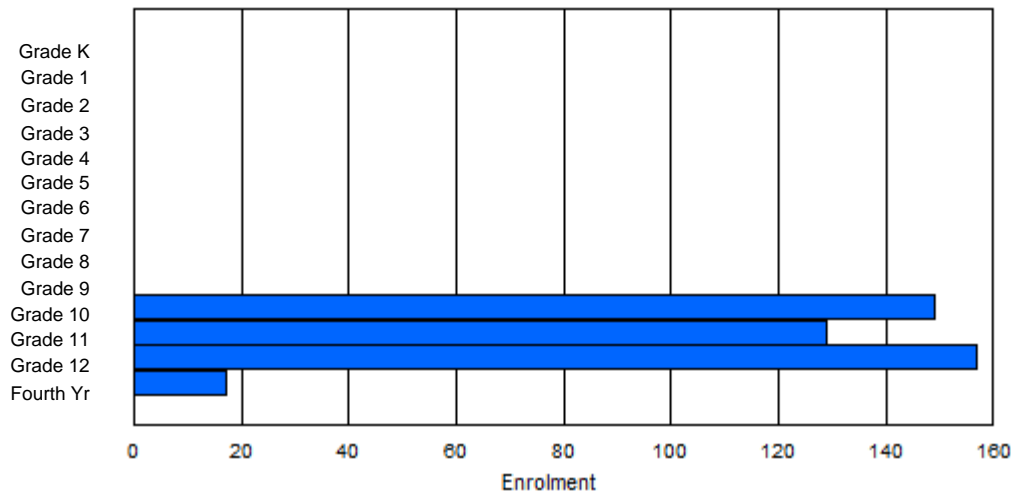
Enrolment By Age and Gender

Gender	Age																	Total
	5	6	7	8	9	10	11	12	13	14	15	16	17	18	19	20>		
Male	0	0	0	0	0	0	0	0	0	0	76	60	80	14	2	0	232	
Female	0	0	0	0	0	0	0	0	0	0	67	65	77	11	0	0	220	
Total	0	0	0	0	0	0	0	0	0	0	143	125	157	25	2	0	452	

Enrolment By Grade and Gender

Gender	Grade															Total
	K	1	2	3	4	5	6	7	8	9	10	11	12	4th		
Male	0	0	0	0	0	0	0	0	0	0	81	58	85	8	232	
Female	0	0	0	0	0	0	0	0	0	0	68	71	72	9	220	
Total	0	0	0	0	0	0	0	0	0	0	149	129	157	17	452	

Enrolment By Grade
For 253 - Carbonear Collegiate, Carbonear



* Data from the 2011-2012 AGR(Enrolment/Age as of the last day in Sept./Dec.)

** Newfoundland Statistics Classification System

*** May include itinerant teachers

District 4 - Eastern

#254 - Davis Elementary, Carbonear

Classification: Rural
Offers Distance Education: No

Grades: K-5 Number of Grades: 6

[School FTE PTR : 12.8](#)
[District FTE PTR : 12.7](#)
[Provincial FTE PTR : 11.9](#)

[FTE Teachers](#) *** : 20.0

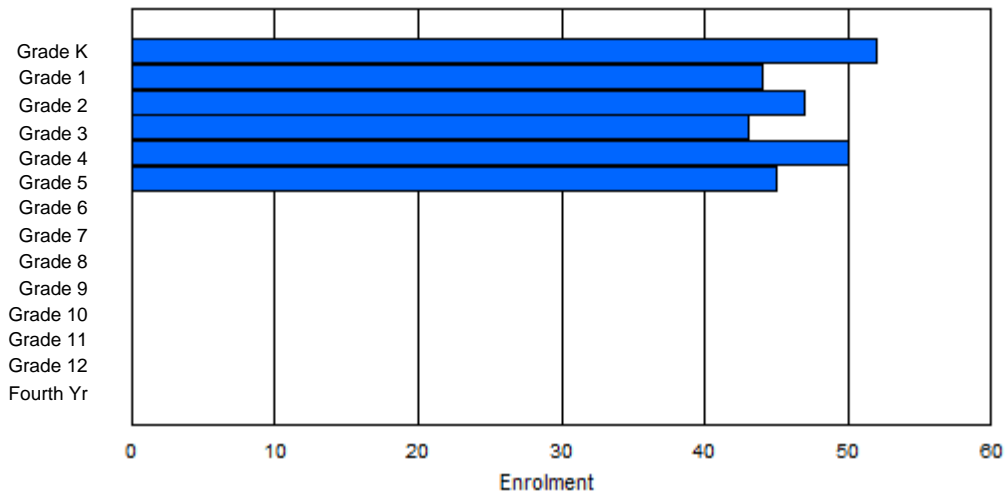
Enrolment By Age and Gender

Gender	Age																Total
	5	6	7	8	9	10	11	12	13	14	15	16	17	18	19	20>	
Male	27	22	22	22	26	20	0	0	0	0	0	0	0	0	0	0	139
Female	25	22	25	19	26	24	1	0	0	0	0	0	0	0	0	0	142
Total	52	44	47	41	52	44	1	0	0	0	0	0	0	0	0	0	281

Enrolment By Grade and Gender

Gender	Grade														Total
	K	1	2	3	4	5	6	7	8	9	10	11	12	4th	
Male	27	22	22	23	25	20	0	0	0	0	0	0	0	0	139
Female	25	22	25	20	25	25	0	0	0	0	0	0	0	0	142
Total	52	44	47	43	50	45	0	0	0	0	0	0	0	0	281

Enrolment By Grade
For 254 - Davis Elementary, Carbonear



* Data from the 2011-2012 AGR(Enrolment/Age as of the last day in Sept./Dec.)

** Newfoundland Statistics Classification System

*** May include itinerant teachers

District 4 - Eastern

#258 - Holy Family Elementary, Chapel Arm

Grades: K-6

Number of Grades: 7

[FTE Teachers](#) *** : 10.1

Classification: Rural

Offers Distance Education: No

[School FTE PTR : 11.5](#)

[District FTE PTR : 12.7](#)

[Provincial FTE PTR : 11.9](#)

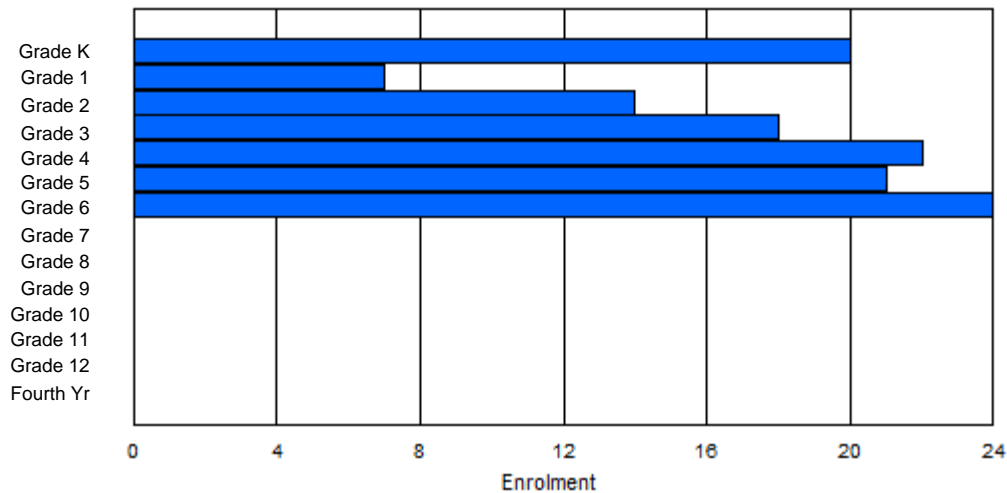
Enrolment By Age and Gender

Gender	Age																Total
	5	6	7	8	9	10	11	12	13	14	15	16	17	18	19	20>	
Male	9	5	10	6	12	12	10	0	0	0	0	0	0	0	0	0	64
Female	11	2	4	12	9	10	13	1	0	0	0	0	0	0	0	0	62
Total	20	7	14	18	21	22	23	1	0	0	0	0	0	0	0	0	126

Enrolment By Grade and Gender

Gender	K	Grade													Total	
		1	2	3	4	5	6	7	8	9	10	11	12	4th		
Male	9	5	10	6	12	12	10	0	0	0	0	0	0	0	0	64
Female	11	2	4	12	10	9	14	0	0	0	0	0	0	0	0	62
Total	20	7	14	18	22	21	24	0	0	0	0	0	0	0	0	126

Enrolment By Grade
For 258 - Holy Family Elementary, Chapel Arm



* Data from the 2011-2012 AGR(Enrolment/Age as of the last day in Sept./Dec.)

** Newfoundland Statistics Classification System

*** May include itinerant teachers

District 4 - Eastern

#259 - Coley's Point Primary, Coley's Point

Classification: Rural
Offers Distance Education: No

Grades: K-3

Number of Grades: 4

[School FTE PTR : 12.6](#)

[District FTE PTR : 12.7](#)

[Provincial FTE PTR : 11.9](#)

[FTE Teachers](#) *** : 23.0

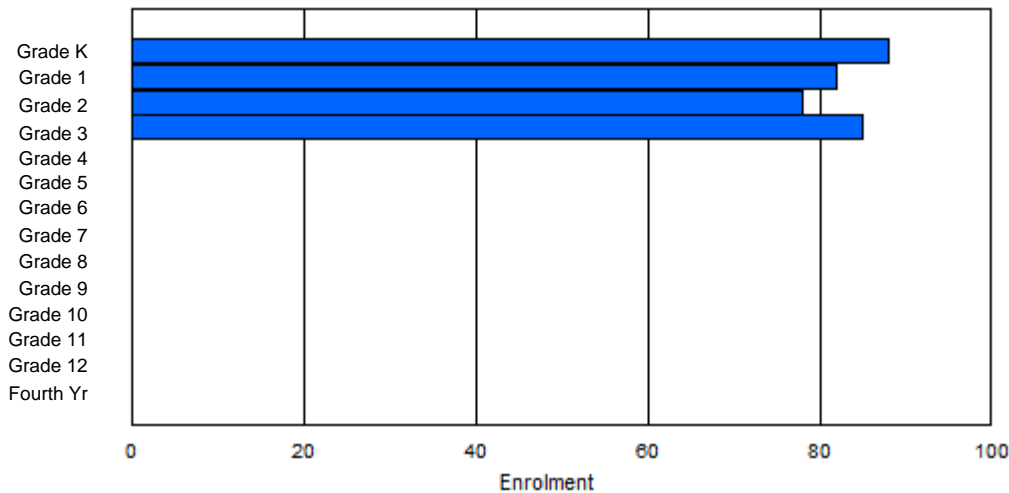
Enrolment By Age and Gender

Gender	Age																Total
	5	6	7	8	9	10	11	12	13	14	15	16	17	18	19	20>	
Male	44	48	48	36	0	0	0	0	0	0	0	0	0	0	0	0	176
Female	43	35	30	48	1	0	0	0	0	0	0	0	0	0	0	0	157
Total	87	83	78	84	1	0	0	0	0	0	0	0	0	0	0	0	333

Enrolment By Grade and Gender

Gender	Grade														Total
	K	1	2	3	4	5	6	7	8	9	10	11	12	4th	
Male	45	47	48	36	0	0	0	0	0	0	0	0	0	0	176
Female	43	35	30	49	0	0	0	0	0	0	0	0	0	0	157
Total	88	82	78	85	0	0	0	0	0	0	0	0	0	0	333

Enrolment By Grade
For 259 - Coley's Point Primary, Coley's Point



* Data from the 2011-2012 AGR(Enrolment/Age as of the last day in Sept./Dec.)

** Newfoundland Statistics Classification System

*** May include itinerant teachers

District 4 - Eastern

#260 - Immaculate Conception Elementary, Colliers

Grades: K-6

Number of Grades: 7

[FTE Teachers](#) *** : 11.3

Classification: Rural

Offers Distance Education: No

[School FTE PTR : 11.2](#)

[District FTE PTR : 12.7](#)

[Provincial FTE PTR : 11.9](#)

Enrolment By Age and Gender

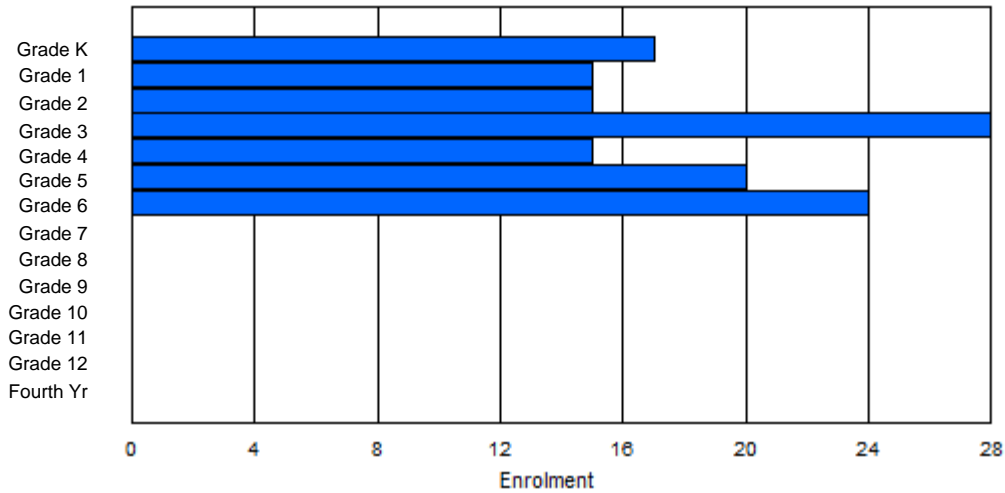
Gender	Age																Total
	5	6	7	8	9	10	11	12	13	14	15	16	17	18	19	20>	
Male	8	6	6	12	7	8	12	0	0	0	0	0	0	0	0	0	59
Female	9	9	9	16	8	12	11	1	0	0	0	0	0	0	0	0	75
Total	17	15	15	28	15	20	23	1	0	0	0	0	0	0	0	0	134

Enrolment By Grade and Gender

Gender	K	Grade												4th	Total
		1	2	3	4	5	6	7	8	9	10	11	12		
Male	8	6	6	12	7	9	11	0	0	0	0	0	0	0	59
Female	9	9	9	16	8	11	13	0	0	0	0	0	0	0	75
Total	17	15	15	28	15	20	24	0	0	0	0	0	0	0	134

Enrolment By Grade

For 260 - Immaculate Conception Elementary, Colliers



* Data from the 2011-2012 AGR(Enrolment/Age as of the last day in Sept./Dec.)

** Newfoundland Statistics Classification System

*** May include itinerant teachers

District 4 - Eastern

#262 - Woodland Elementary, Dildo

Grades: K-6

Number of Grades: 7

[FTE Teachers](#) *** : 15.0

Classification: Rural

Offers Distance Education: No

[School FTE PTR : 12.1](#)

[District FTE PTR : 12.7](#)

[Provincial FTE PTR : 11.9](#)

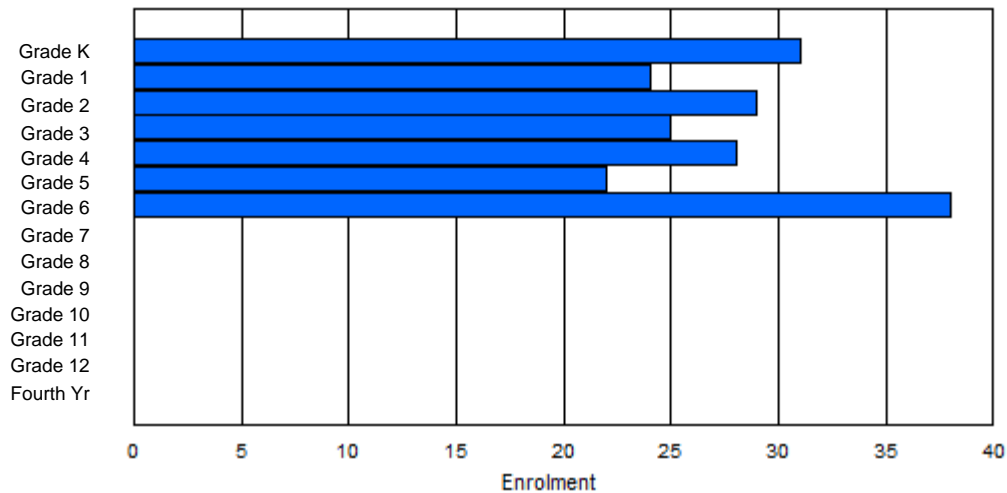
Enrolment By Age and Gender

Gender	Age																Total
	5	6	7	8	9	10	11	12	13	14	15	16	17	18	19	20>	
Male	14	12	16	14	8	13	16	1	0	0	0	0	0	0	0	0	94
Female	17	12	13	10	20	10	21	0	0	0	0	0	0	0	0	0	103
Total	31	24	29	24	28	23	37	1	0	0	0	0	0	0	0	0	197

Enrolment By Grade and Gender

Gender	Grade														Total
	K	1	2	3	4	5	6	7	8	9	10	11	12	4th	
Male	14	12	16	14	9	12	17	0	0	0	0	0	0	0	94
Female	17	12	13	11	19	10	21	0	0	0	0	0	0	0	103
Total	31	24	29	25	28	22	38	0	0	0	0	0	0	0	197

Enrolment By Grade
For 262 - Woodland Elementary, Dildo



* Data from the 2011-2012 AGR(Enrolment/Age as of the last day in Sept./Dec.)

** Newfoundland Statistics Classification System

*** May include itinerant teachers

District 4 - Eastern

#265 - Acreman Elementary, Green's Harbour

Classification: Rural
Offers Distance Education: No

Grades: K-6 Number of Grades: 7

[School FTE PTR : 8.6](#)
[District FTE PTR : 12.7](#)
[Provincial FTE PTR : 11.9](#)

[FTE Teachers](#) *** : 9.0

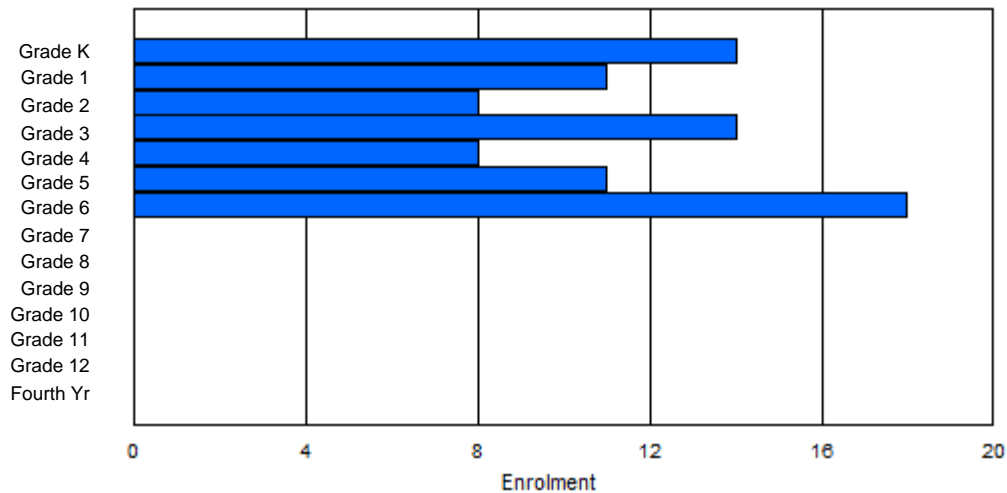
Enrolment By Age and Gender

Gender	Age																Total
	5	6	7	8	9	10	11	12	13	14	15	16	17	18	19	20>	
Male	10	4	4	9	3	6	9	0	0	0	0	0	0	0	0	0	45
Female	4	6	5	5	5	6	8	0	0	0	0	0	0	0	0	0	39
Total	14	10	9	14	8	12	17	0	0	0	0	0	0	0	0	0	84

Enrolment By Grade and Gender

Gender	K	Grade												4th	Total	
		1	2	3	4	5	6	7	8	9	10	11	12			
Male	10	4	4	9	3	5	10	0	0	0	0	0	0	0	0	45
Female	4	7	4	5	5	6	8	0	0	0	0	0	0	0	0	39
Total	14	11	8	14	8	11	18	0	0	0	0	0	0	0	0	84

Enrolment By Grade
For 265 - Acreman Elementary, Green's Harbour



* Data from the 2011-2012 AGR(Enrolment/Age as of the last day in Sept./Dec.)

** Newfoundland Statistics Classification System

*** May include itinerant teachers

District 4 - Eastern

#268 - Harbour Grace Primary, Harbour Grace

Classification: Rural
Offers Distance Education: No

Grades: K-5 Number of Grades: 6

[School FTE PTR : 12.4](#)
[District FTE PTR : 12.7](#)
[Provincial FTE PTR : 11.9](#)

[FTE Teachers](#) *** : 16.3

Enrolment By Age and Gender

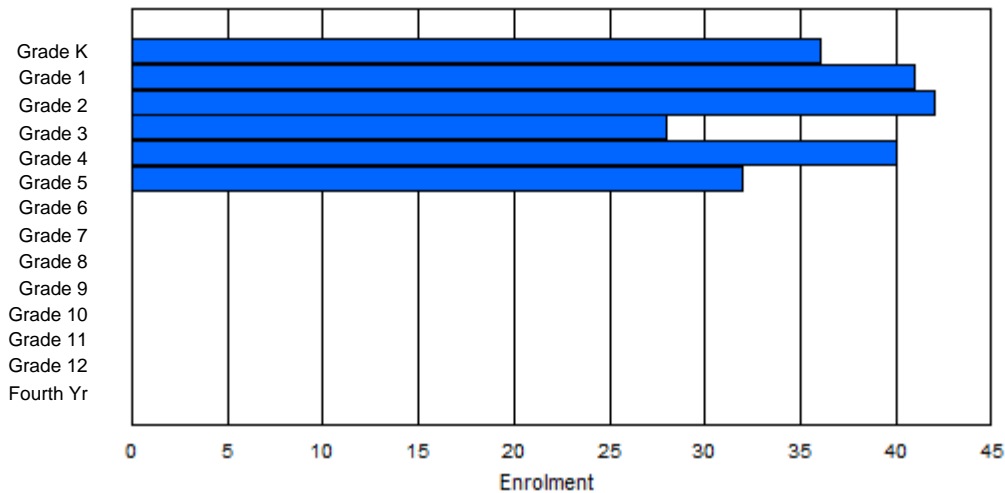
Gender	Age																Total
	5	6	7	8	9	10	11	12	13	14	15	16	17	18	19	20>	
Male	17	21	15	12	22	14	1	0	0	0	0	0	0	0	0	0	102
Female	19	20	27	16	17	18	0	0	0	0	0	0	0	0	0	0	117
Total	36	41	42	28	39	32	1	0	0	0	0	0	0	0	0	0	219

Enrolment By Grade and Gender

Gender	Grade														Total
	K	1	2	3	4	5	6	7	8	9	10	11	12	4th	
Male	17	21	15	12	22	15	0	0	0	0	0	0	0	0	102
Female	19	20	27	16	18	17	0	0	0	0	0	0	0	0	117
Total	36	41	42	28	40	32	0	0	0	0	0	0	0	0	219

Enrolment By Grade

For 268 - Harbour Grace Primary, Harbour Grace



* Data from the 2011-2012 AGR(Enrolment/Age as of the last day in Sept./Dec.)

** Newfoundland Statistics Classification System

*** May include itinerant teachers

District 4 - Eastern

#269 - St. Francis School, Harbour Grace

Classification: Rural
Offers Distance Education: No

Grades: 6-9

Number of Grades: 4

[School FTE PTR : 13.1](#)

[District FTE PTR : 12.7](#)

[Provincial FTE PTR : 11.9](#)

[FTE Teachers](#) *** : 26.6

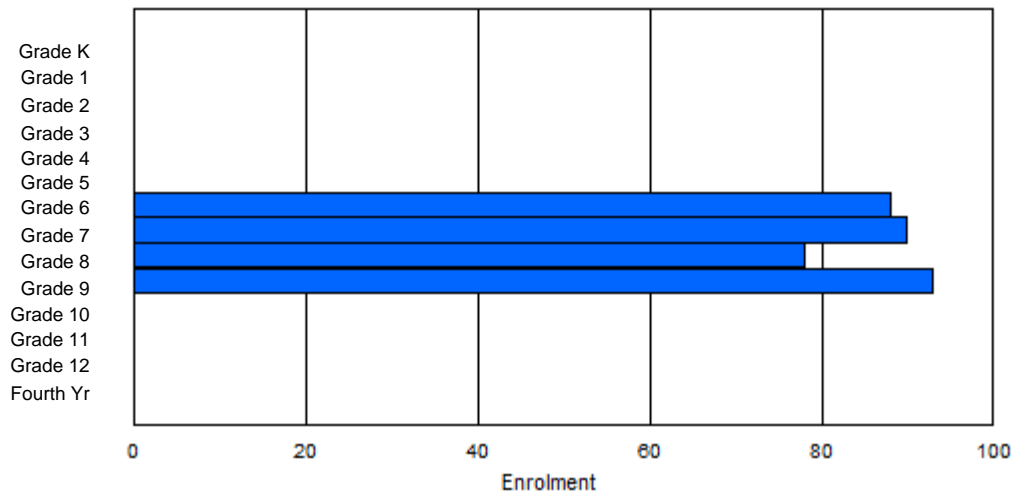
Enrolment By Age and Gender

Gender	Age																Total
	5	6	7	8	9	10	11	12	13	14	15	16	17	18	19	20>	
Male	0	0	0	0	0	0	43	52	41	47	1	0	0	0	0	0	184
Female	0	0	0	0	0	0	39	44	35	46	1	0	0	0	0	0	165
Total	0	0	0	0	0	0	82	96	76	93	2	0	0	0	0	0	349

Enrolment By Grade and Gender

Gender	Grade														Total
	K	1	2	3	4	5	6	7	8	9	10	11	12	4th	
Male	0	0	0	0	0	0	47	48	43	46	0	0	0	0	184
Female	0	0	0	0	0	0	41	42	35	47	0	0	0	0	165
Total	0	0	0	0	0	0	88	90	78	93	0	0	0	0	349

Enrolment By Grade
For 269 - St. Francis School, Harbour Grace



* Data from the 2011-2012 AGR(Enrolment/Age as of the last day in Sept./Dec.)

** Newfoundland Statistics Classification System

*** May include itinerant teachers

District 4 - Eastern

#272 - Holy Cross Elementary, Holyrood

Classification: Rural
Offers Distance Education: No

Grades: K-6

Number of Grades: 7

[School FTE PTR : 11.4](#)

[District FTE PTR : 12.7](#)

[Provincial FTE PTR : 11.9](#)

[FTE Teachers](#) *** : 18.4

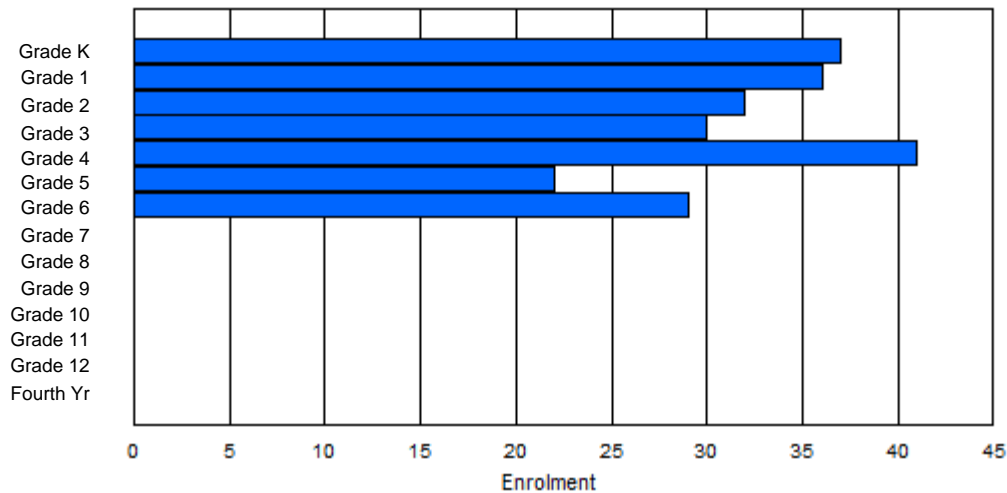
Enrolment By Age and Gender

Gender	Age																Total
	5	6	7	8	9	10	11	12	13	14	15	16	17	18	19	20>	
Male	15	23	15	14	17	14	16	0	0	0	0	0	0	0	0	0	114
Female	22	15	15	15	23	9	14	0	0	0	0	0	0	0	0	0	113
Total	37	38	30	29	40	23	30	0	0	0	0	0	0	0	0	227	

Enrolment By Grade and Gender

Gender	Grade														Total
	K	1	2	3	4	5	6	7	8	9	10	11	12	4th	
Male	15	23	15	14	19	13	15	0	0	0	0	0	0	0	114
Female	22	13	17	16	22	9	14	0	0	0	0	0	0	0	113
Total	37	36	32	30	41	22	29	0	0	0	0	0	0	0	227

Enrolment By Grade
For 272 - Holy Cross Elementary, Holyrood



* Data from the 2011-2012 AGR(Enrolment/Age as of the last day in Sept./Dec.)

** Newfoundland Statistics Classification System

*** May include itinerant teachers

District 4 - Eastern

#274 - St. Catherine's Academy, Mount Carmel

Classification: Rural
Offers Distance Education: Yes

Grades: K-12 Number of Grades: 13

[School FTE PTR : 7.9](#)
[District FTE PTR : 12.7](#)
[Provincial FTE PTR : 11.9](#)

[FTE Teachers](#) *** : 16.0

Enrolment By Age and Gender

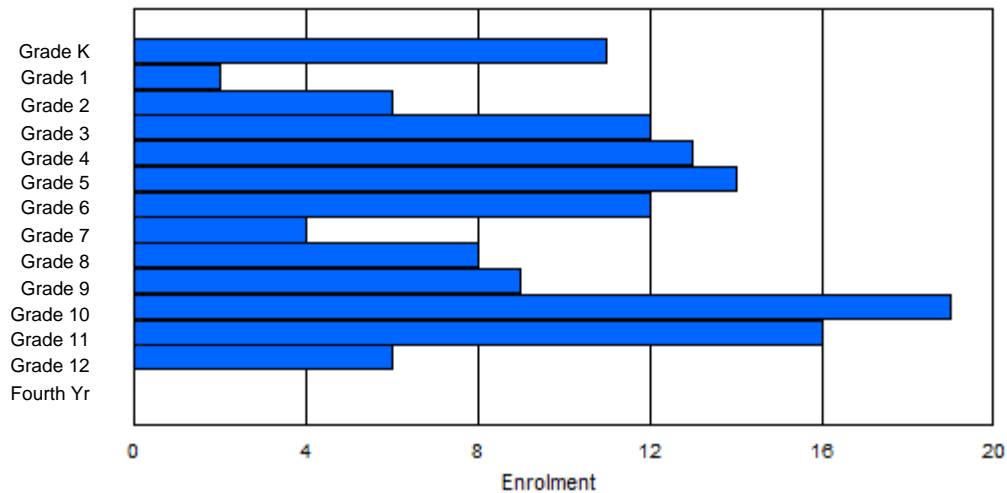
Gender	Age																Total
	5	6	7	8	9	10	11	12	13	14	15	16	17	18	19	20>	
Male	8	0	2	5	5	7	8	4	4	3	13	8	6	0	0	0	73
Female	3	2	4	7	8	6	4	1	3	7	4	7	3	0	0	0	59
Total	11	2	6	12	13	13	12	5	7	10	17	15	9	0	0	0	132

Enrolment By Grade and Gender

Gender	Grade														Total
	K	1	2	3	4	5	6	7	8	9	10	11	12	4th	
Male	8	0	2	6	4	8	8	3	5	2	15	9	3	0	73
Female	3	2	4	6	9	6	4	1	3	7	4	7	3	0	59
Total	11	2	6	12	13	14	12	4	8	9	19	16	6	0	132

Enrolment By Grade

For 274 - St. Catherine's Academy, Mount Carmel



* Data from the 2011-2012 AGR(Enrolment/Age as of the last day in Sept./Dec.)

** Newfoundland Statistics Classification System

*** May include itinerant teachers

District 4 - Eastern

#278 - All Hallows Elementary, North River

Classification: Rural
Offers Distance Education: No

Grades: K-6 Number of Grades: 7

[School FTE PTR : 13.4](#)
[District FTE PTR : 12.7](#)
[Provincial FTE PTR : 11.9](#)

[FTE Teachers](#) *** : 28.9

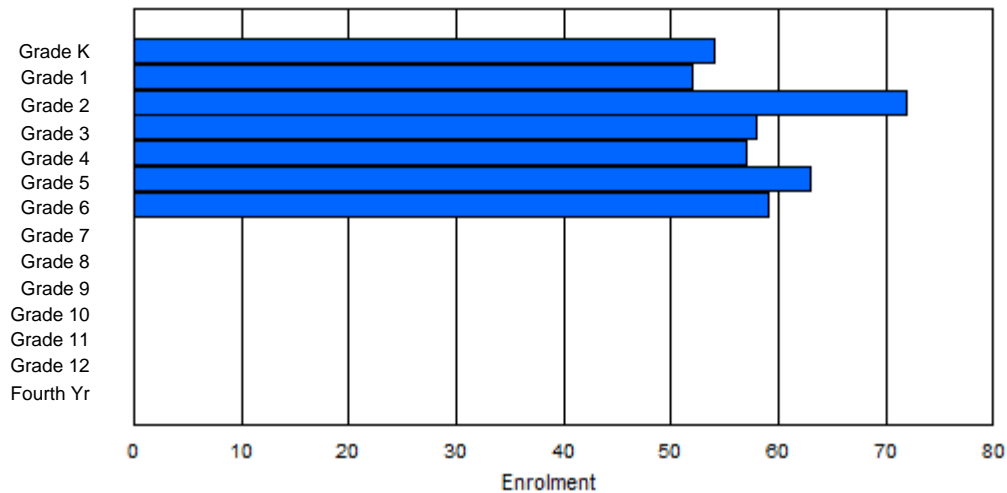
Enrolment By Age and Gender

Gender	Age																Total
	5	6	7	8	9	10	11	12	13	14	15	16	17	18	19	20>	
Male	27	28	36	37	24	35	38	0	0	0	0	0	0	0	0	0	225
Female	26	23	37	21	34	28	21	0	0	0	0	0	0	0	0	0	190
Total	53	51	73	58	58	63	59	0	0	0	0	0	0	0	0	0	415

Enrolment By Grade and Gender

Gender	Grade														Total
	K	1	2	3	4	5	6	7	8	9	10	11	12	4th	
Male	28	29	35	36	24	35	38	0	0	0	0	0	0	0	225
Female	26	23	37	22	33	28	21	0	0	0	0	0	0	0	190
Total	54	52	72	58	57	63	59	0	0	0	0	0	0	0	415

Enrolment By Grade
For 278 - All Hallows Elementary, North River



* Data from the 2011-2012 AGR(Enrolment/Age as of the last day in Sept./Dec.)

** Newfoundland Statistics Classification System

*** May include itinerant teachers

District 4 - Eastern

#280 - Laval High School, Placentia

Classification: Rural
Offers Distance Education: Yes

Grades: 7-12

Number of Grades: 6

[School FTE PTR : 12.4](#)

[District FTE PTR : 12.7](#)

[Provincial FTE PTR : 11.9](#)

[FTE Teachers](#) *** : 23.0

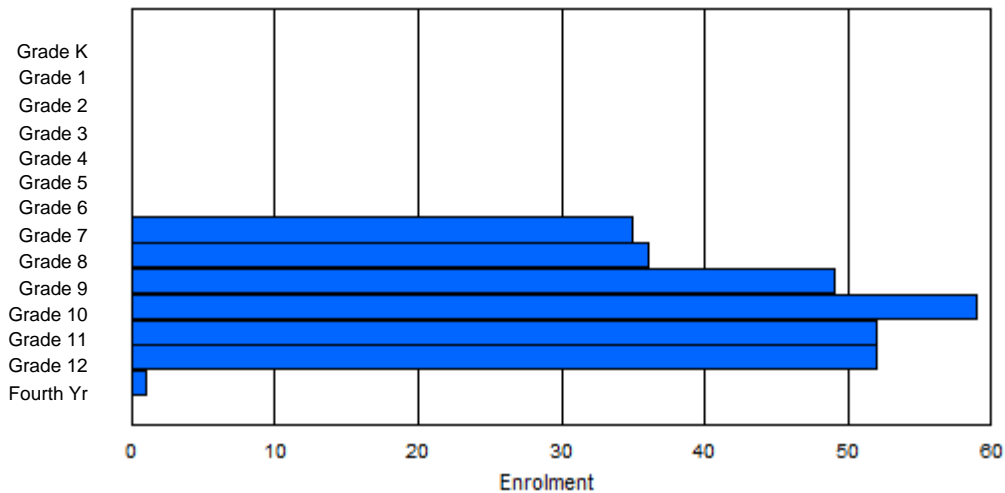
Enrolment By Age and Gender

Gender	Age																Total
	5	6	7	8	9	10	11	12	13	14	15	16	17	18	19	20>	
Male	0	0	0	0	0	0	0	16	20	27	24	33	27	4	1	0	152
Female	0	0	0	0	0	0	0	16	18	23	30	21	20	4	0	0	132
Total	0	0	0	0	0	0	0	32	38	50	54	54	47	8	1	0	284

Enrolment By Grade and Gender

Gender	Grade														Total
	K	1	2	3	4	5	6	7	8	9	10	11	12	4th	
Male	0	0	0	0	0	0	0	19	18	26	27	33	29	0	152
Female	0	0	0	0	0	0	0	16	18	23	32	19	23	1	132
Total	0	0	0	0	0	0	0	35	36	49	59	52	52	1	284

Enrolment By Grade
For 280 - Laval High School, Placentia



* Data from the 2011-2012 AGR(Enrolment/Age as of the last day in Sept./Dec.)

** Newfoundland Statistics Classification System

*** May include itinerant teachers

District 4 - Eastern

#285 - Holy Redeemer Elementary, Spaniard's Bay

Grades: K-9 Number of Grades: 10

[FTE Teachers](#) *** : 24.0

Classification: Rural
Offers Distance Education: No

[School FTE PTR : 11.4](#)

[District FTE PTR : 12.7](#)

[Provincial FTE PTR : 11.9](#)

Enrolment By Age and Gender

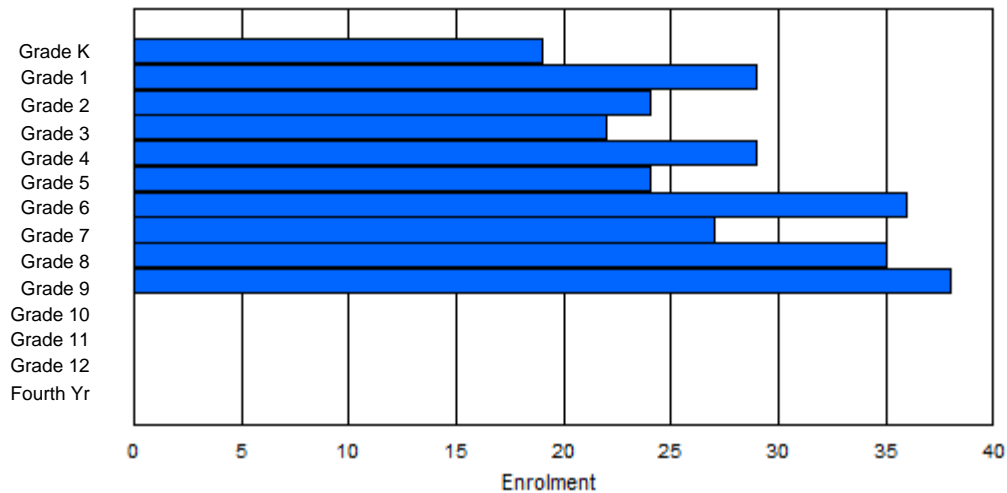
Gender	Age																Total
	5	6	7	8	9	10	11	12	13	14	15	16	17	18	19	20>	
Male	10	15	12	9	13	12	20	14	23	21	0	0	0	0	0	0	149
Female	9	14	13	12	15	14	14	13	12	18	0	0	0	0	0	0	134
Total	19	29	25	21	28	26	34	27	35	39	0	0	0	0	0	0	283

Enrolment By Grade and Gender

Gender	Grade														Total
	K	1	2	3	4	5	6	7	8	9	10	11	12	4th	
Male	10	15	12	9	13	12	21	14	22	21	0	0	0	0	149
Female	9	14	12	13	16	12	15	13	13	17	0	0	0	0	134
Total	19	29	24	22	29	24	36	27	35	38	0	0	0	0	283

Enrolment By Grade

For 285 - Holy Redeemer Elementary, Spaniard's Bay



* Data from the 2011-2012 AGR(Enrolment/Age as of the last day in Sept./Dec.)

** Newfoundland Statistics Classification System

*** May include itinerant teachers

District 4 - Eastern

#286 - Fatima Academy, St. Bride's

Classification: Rural
Offers Distance Education: Yes

Grades: K-12

Number of Grades: 13

[School FTE PTR : 7.8](#)

[District FTE PTR : 12.7](#)

[Provincial FTE PTR : 11.9](#)

[FTE Teachers](#) *** : 10.8

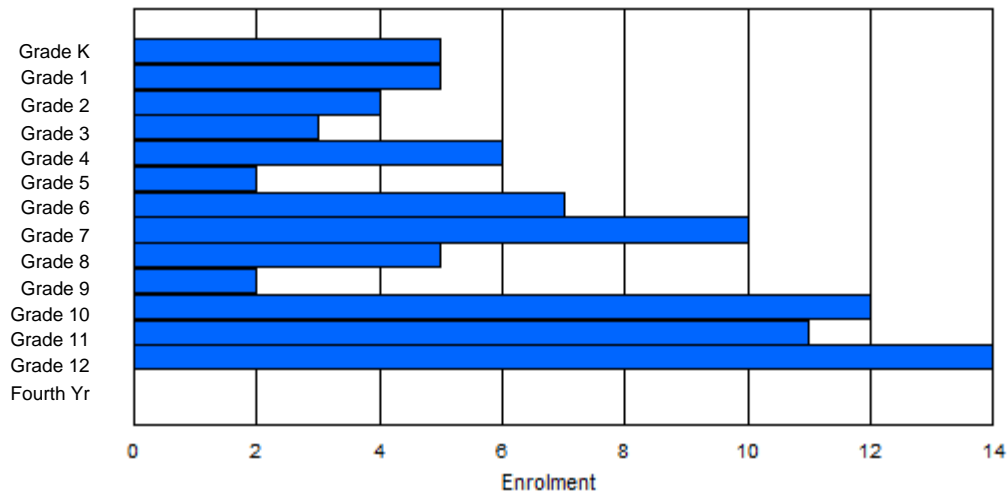
Enrolment By Age and Gender

Gender	Age																	Total
	5	6	7	8	9	10	11	12	13	14	15	16	17	18	19	20>		
Male	1	1	1	3	0	2	3	7	3	2	5	5	8	0	0	0	41	
Female	4	4	2	1	6	0	3	4	2	0	7	5	6	1	0	0	45	
Total	5	5	3	4	6	2	6	11	5	2	12	10	14	1	0	0	86	

Enrolment By Grade and Gender

Gender	K	Grade													Total
		1	2	3	4	5	6	7	8	9	10	11	12	4th	
Male	1	1	2	2	0	2	4	6	3	2	5	6	7	0	41
Female	4	4	2	1	6	0	3	4	2	0	7	5	7	0	45
Total	5	5	4	3	6	2	7	10	5	2	12	11	14	0	86

Enrolment By Grade
For 286 - Fatima Academy, St. Bride's



* Data from the 2011-2012 AGR(Enrolment/Age as of the last day in Sept./Dec.)

** Newfoundland Statistics Classification System

*** May include itinerant teachers

District 4 - Eastern

#287 - Dunne Memorial Academy, St. Mary's

Classification: Rural
Offers Distance Education: Yes

Grades: K-12 Number of Grades: 13

[School FTE PTR : 8.2](#)
[District FTE PTR : 12.7](#)
[Provincial FTE PTR : 11.9](#)

[FTE Teachers](#) *** : 13.9

Enrolment By Age and Gender

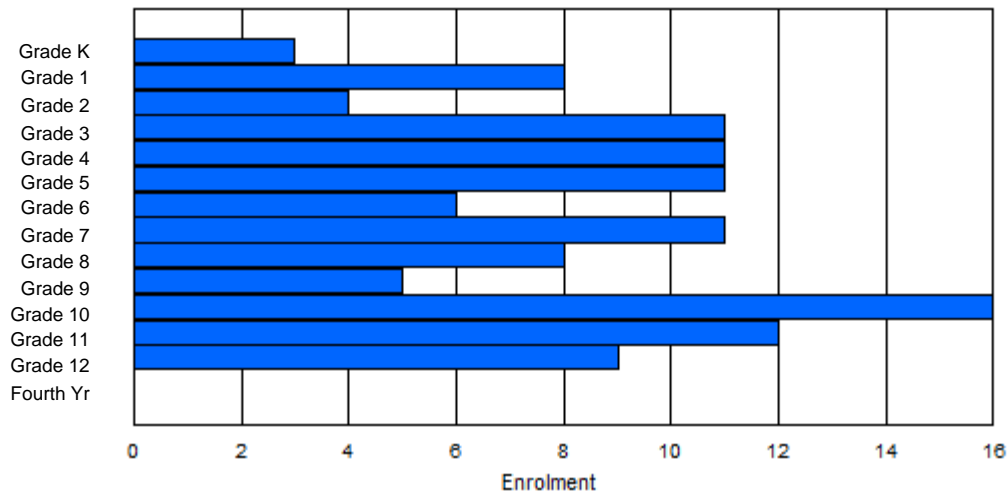
Gender	Age																	Total
	5	6	7	8	9	10	11	12	13	14	15	16	17	18	19	20>		
Male	3	4	2	3	6	8	1	7	5	3	13	4	4	1	0	0	64	
Female	0	4	3	7	5	3	5	4	3	2	3	7	5	0	0	0	51	
Total	3	8	5	10	11	11	6	11	8	5	16	11	9	1	0	0	115	

Enrolment By Grade and Gender

Gender	K	Grade													Total
		1	2	3	4	5	6	7	8	9	10	11	12	4th	
Male	3	4	2	3	6	8	1	7	5	3	13	5	4	0	64
Female	0	4	2	8	5	3	5	4	3	2	3	7	5	0	51
Total	3	8	4	11	11	11	6	11	8	5	16	12	9	0	115

Enrolment By Grade

For 287 - Dunne Memorial Academy, St. Mary's



* Data from the 2011-2012 AGR(Enrolment/Age as of the last day in Sept./Dec.)

** Newfoundland Statistics Classification System

*** May include itinerant teachers

District 4 - Eastern

#289 - St. Peter's Elementary, Upper Island Cove

Classification: Rural
Offers Distance Education: No

Grades: K-9 Number of Grades: 10

[School FTE PTR : 12.6](#)
[District FTE PTR : 12.7](#)
[Provincial FTE PTR : 11.9](#)

[FTE Teachers](#) *** : 16.1

Enrolment By Age and Gender

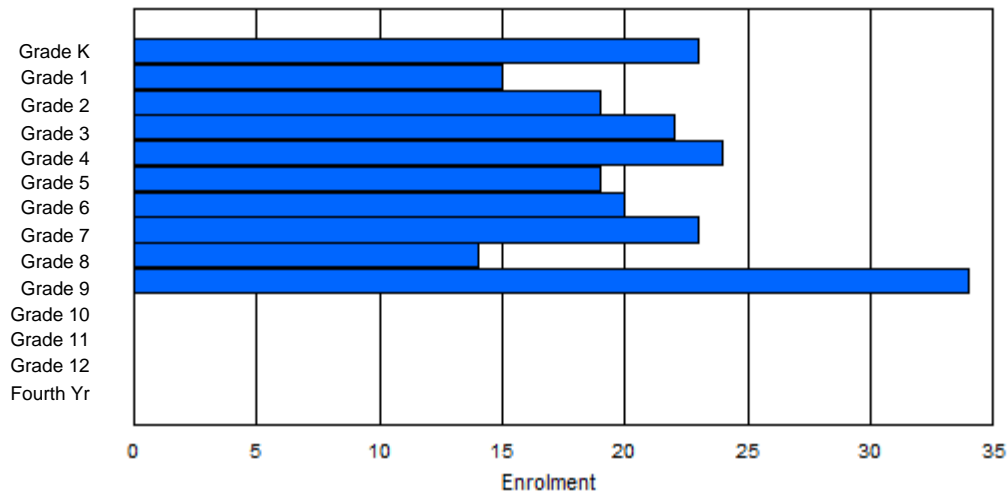
Gender	Age																Total
	5	6	7	8	9	10	11	12	13	14	15	16	17	18	19	20>	
Male	15	6	8	10	9	11	11	10	9	16	2	0	0	0	0	0	107
Female	8	9	11	12	15	8	9	13	5	15	1	0	0	0	0	0	106
Total	23	15	19	22	24	19	20	23	14	31	3	0	0	0	0	0	213

Enrolment By Grade and Gender

Gender	K	Grade												4th	Total
		1	2	3	4	5	6	7	8	9	10	11	12		
Male	15	6	8	11	8	11	11	10	10	17	0	0	0	0	107
Female	8	9	11	11	16	8	9	13	4	17	0	0	0	0	106
Total	23	15	19	22	24	19	20	23	14	34	0	0	0	0	213

Enrolment By Grade

For 289 - St. Peter's Elementary, Upper Island Cove



* Data from the 2011-2012 AGR(Enrolment/Age as of the last day in Sept./Dec.)

** Newfoundland Statistics Classification System

*** May include itinerant teachers

District 4 - Eastern

#291 - Perlwin Elementary, Winterton

Grades: K-6

Number of Grades: 7

[FTE Teachers](#) *** : 10.0

Classification: Rural

Offers Distance Education: No

[School FTE PTR : 8.1](#)

[District FTE PTR : 12.7](#)

[Provincial FTE PTR : 11.9](#)

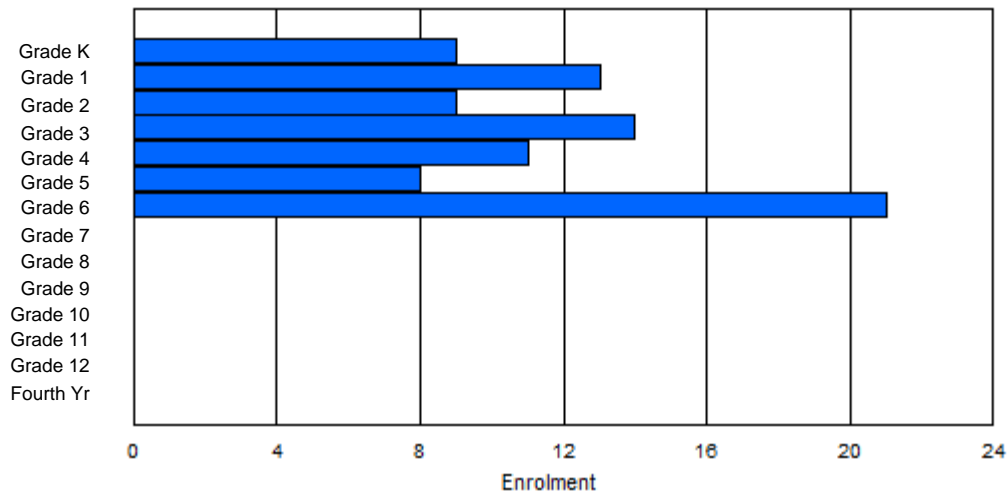
Enrolment By Age and Gender

Gender	Age																Total
	5	6	7	8	9	10	11	12	13	14	15	16	17	18	19	20>	
Male	4	4	3	10	5	4	16	0	0	0	0	0	0	0	0	0	46
Female	5	9	6	4	5	5	5	0	0	0	0	0	0	0	0	0	39
Total	9	13	9	14	10	9	21	0	0	0	0	0	0	0	0	0	85

Enrolment By Grade and Gender

Gender	K	Grade												4th	Total	
		1	2	3	4	5	6	7	8	9	10	11	12			
Male	4	4	3	10	5	4	16	0	0	0	0	0	0	0	0	46
Female	5	9	6	4	6	4	5	0	0	0	0	0	0	0	0	39
Total	9	13	9	14	11	8	21	0	0	0	0	0	0	0	0	85

Enrolment By Grade
For 291 - Perlwin Elementary, Winterton



* Data from the 2011-2012 AGR(Enrolment/Age as of the last day in Sept./Dec.)

** Newfoundland Statistics Classification System

*** May include itinerant teachers

District 4 - Eastern

#294 - St. Augustine's Elementary, Bell Island

Classification: Rural
Offers Distance Education: No

Grades: K-6 Number of Grades: 7

[School FTE PTR : 11.1](#)
[District FTE PTR : 12.7](#)
[Provincial FTE PTR : 11.9](#)

[FTE Teachers](#) *** : 14.2

Enrolment By Age and Gender

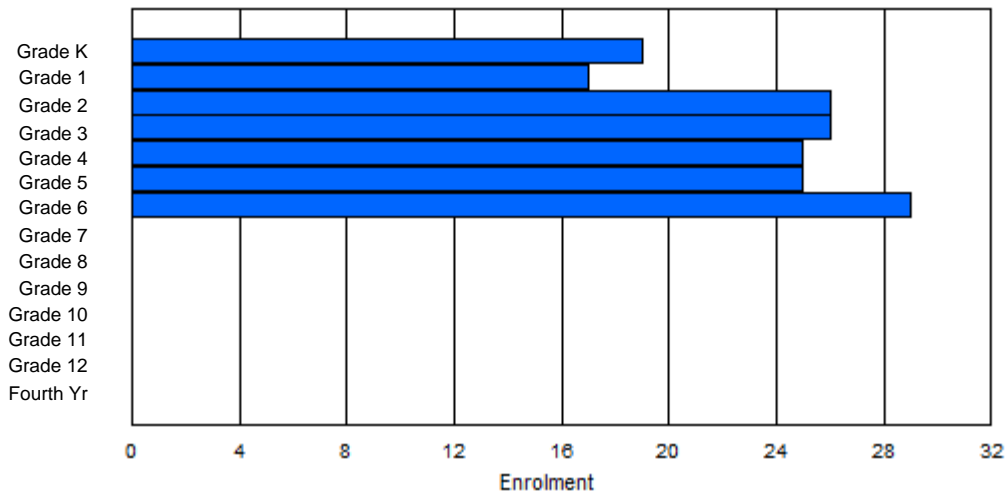
Gender	Age																Total
	5	6	7	8	9	10	11	12	13	14	15	16	17	18	19	20>	
Male	6	7	14	8	10	12	15	1	0	0	0	0	0	0	0	0	73
Female	13	10	12	18	14	14	12	1	0	0	0	0	0	0	0	0	94
Total	19	17	26	26	24	26	27	2	0	0	0	0	0	0	0	0	167

Enrolment By Grade and Gender

Gender	K	Grade												4th	Total
		1	2	3	4	5	6	7	8	9	10	11	12		
Male	6	7	14	8	10	12	16	0	0	0	0	0	0	0	73
Female	13	10	12	18	15	13	13	0	0	0	0	0	0	0	94
Total	19	17	26	26	25	25	29	0	0	0	0	0	0	0	167

Enrolment By Grade

For 294 - St. Augustine's Elementary, Bell Island



* Data from the 2011-2012 AGR(Enrolment/Age as of the last day in Sept./Dec.)

** Newfoundland Statistics Classification System

*** May include itinerant teachers

District 4 - Eastern

#296 - St. Michael's High, Bell Island

Classification: Rural
Offers Distance Education: Yes

Grades: 7-12

Number of Grades: 6

[School FTE PTR : 11.3](#)

[District FTE PTR : 12.7](#)

[Provincial FTE PTR : 11.9](#)

[FTE Teachers](#) *** : 16.0

Enrolment By Age and Gender

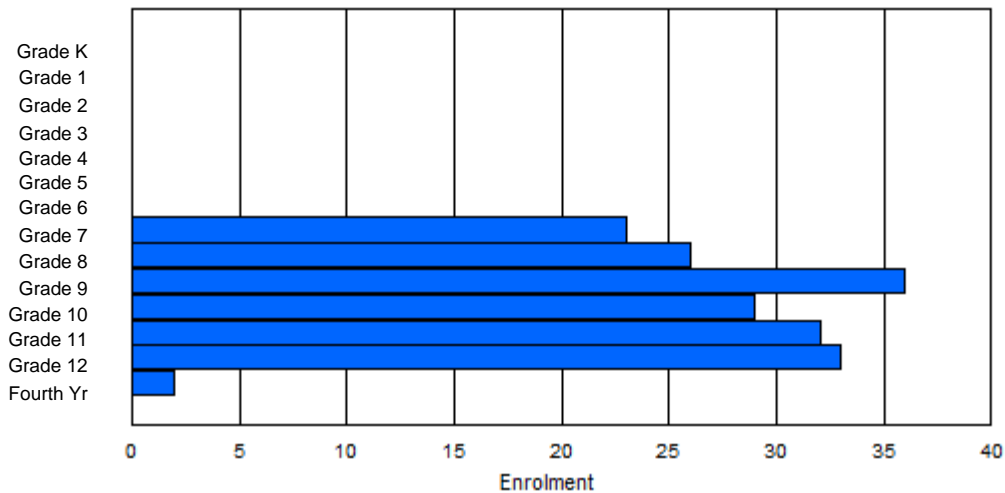
Gender	Age																	Total
	5	6	7	8	9	10	11	12	13	14	15	16	17	18	19	20>		
Male	0	0	0	0	0	0	0	6	13	18	14	14	19	3	0	0	87	
Female	0	0	0	0	0	0	1	14	13	19	14	18	10	3	2	0	94	
Total	0	0	0	0	0	0	1	20	26	37	28	32	29	6	2	0	181	

Enrolment By Grade and Gender

Gender	Grade															Total
	K	1	2	3	4	5	6	7	8	9	10	11	12	4th		
Male	0	0	0	0	0	0	0	7	13	17	14	15	20	1	87	
Female	0	0	0	0	0	0	0	16	13	19	15	17	13	1	94	
Total	0	0	0	0	0	0	0	23	26	36	29	32	33	2	181	

Enrolment By Grade

For 296 - St. Michael's High, Bell Island



* Data from the 2011-2012 AGR(Enrolment/Age as of the last day in Sept./Dec.)

** Newfoundland Statistics Classification System

*** May include itinerant teachers

District 4 - Eastern

#300 - Frank Roberts Junior High, Conception Bay South (Foxtrap)

Classification: Urban
Offers Distance Education: No

Grades: 7-9

Number of Grades: 3

[School FTE PTR : 14.4](#)

[District FTE PTR : 12.7](#)

[Provincial FTE PTR : 11.9](#)

[FTE Teachers](#) *** : 37.5

Enrolment By Age and Gender

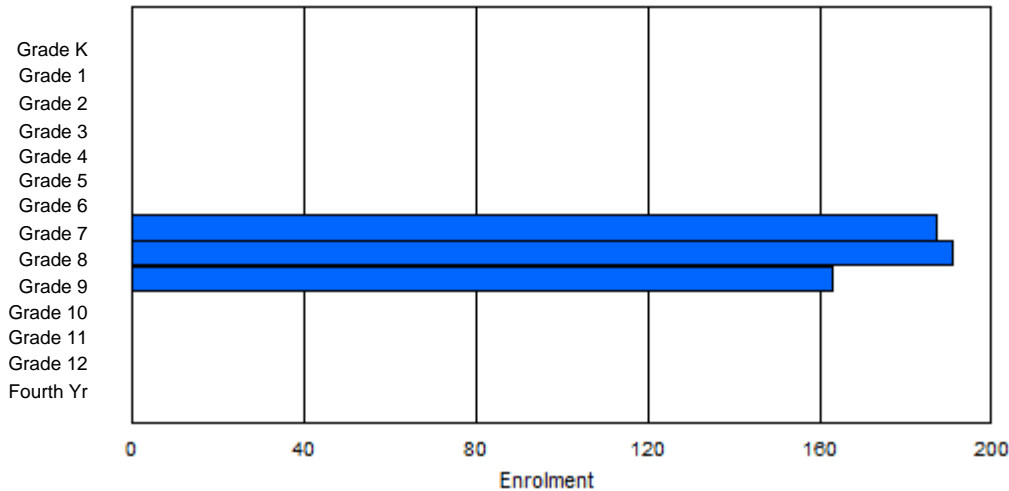
Gender	Age																Total
	5	6	7	8	9	10	11	12	13	14	15	16	17	18	19	20>	
Male	0	0	0	0	0	0	0	94	90	81	11	0	0	0	0	0	276
Female	0	0	0	0	0	0	0	85	99	79	2	0	0	0	0	0	265
Total	0	0	0	0	0	0	0	179	189	160	13	0	0	0	0	0	541

Enrolment By Grade and Gender

Gender	Grade														Total
	K	1	2	3	4	5	6	7	8	9	10	11	12	4th	
Male	0	0	0	0	0	0	0	100	90	86	0	0	0	0	276
Female	0	0	0	0	0	0	0	87	101	77	0	0	0	0	265
Total	0	0	0	0	0	0	0	187	191	163	0	0	0	0	541

Enrolment By Grade

For 300 - Frank Roberts Junior High, Conception Bay South (Foxtrap)



* Data from the 2011-2012 AGR(Enrolment/Age as of the last day in Sept./Dec.)

** Newfoundland Statistics Classification System

*** May include itinerant teachers

District 4 - Eastern

#302 - Queen Elizabeth Regional High, Conception Bay South (Foxtra)

Classification: Urban
Offers Distance Education: No

Grades: 10-12

Number of Grades: 3

[School FTE PTR : 16.2](#)

[District FTE PTR : 12.7](#)

[Provincial FTE PTR : 11.9](#)

[FTE Teachers](#) *** : 36.1

Enrolment By Age and Gender

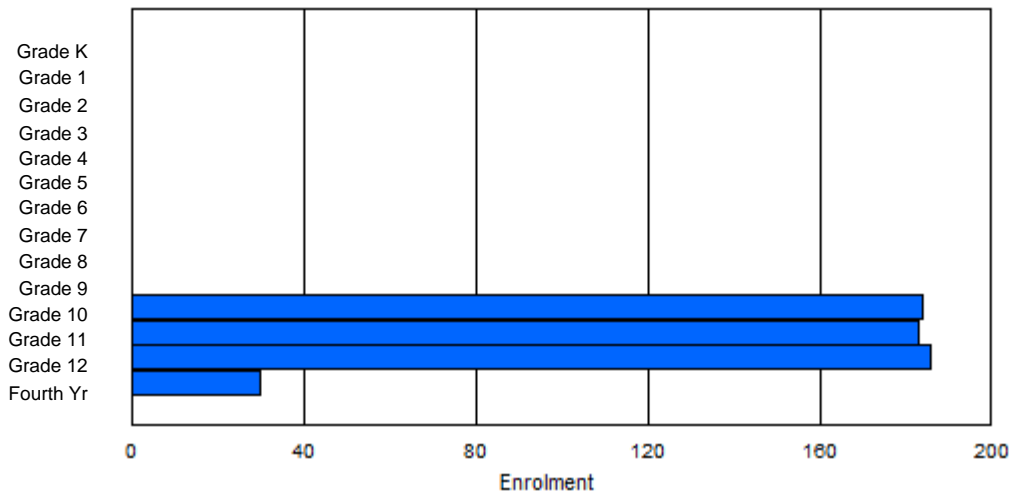
Gender	Age																Total
	5	6	7	8	9	10	11	12	13	14	15	16	17	18	19	20>	
Male	0	0	0	0	0	0	0	0	0	0	88	85	89	22	0	0	284
Female	0	0	0	0	0	0	0	0	0	0	89	90	93	25	0	2	299
Total	0	0	0	0	0	0	0	0	0	0	177	175	182	47	0	2	583

Enrolment By Grade and Gender

Gender	Grade														Total
	K	1	2	3	4	5	6	7	8	9	10	11	12	4th	
Male	0	0	0	0	0	0	0	0	0	0	90	91	93	10	284
Female	0	0	0	0	0	0	0	0	0	0	94	92	93	20	299
Total	0	0	0	0	0	0	0	0	0	0	184	183	186	30	583

Enrolment By Grade

For 302 - Queen Elizabeth Regional High, Conception Bay South (Foxtrap)



* Data from the 2011-2012 AGR(Enrolment/Age as of the last day in Sept./Dec.)

** Newfoundland Statistics Classification System

*** May include itinerant teachers

District 4 - Eastern

#303 - St. Edward's Elementary, Conception Bay South (Kelligrews)

Classification: Urban
Offers Distance Education: No

Grades: K-6

Number of Grades: 7

[School FTE PTR : 14.9](#)

[District FTE PTR : 12.7](#)

[Provincial FTE PTR : 11.9](#)

[FTE Teachers](#) *** : 42.7

Enrolment By Age and Gender

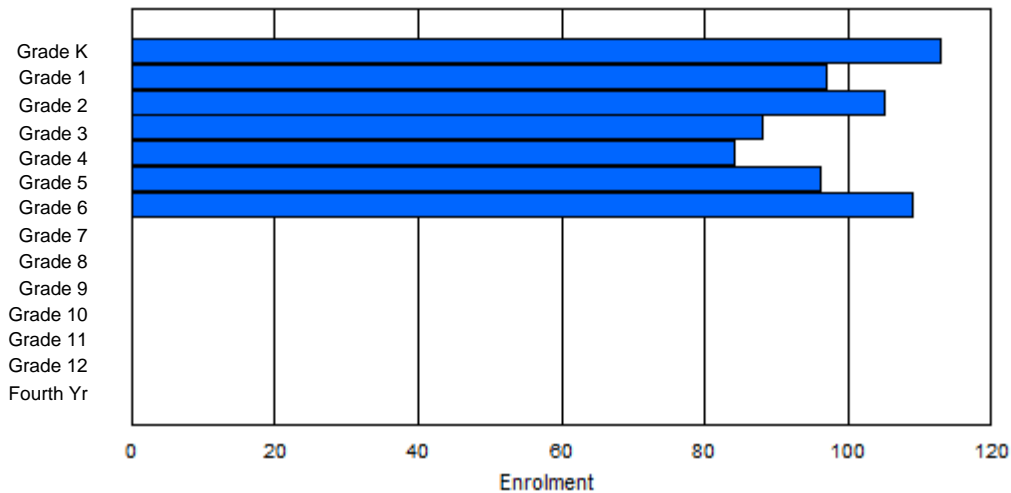
Gender	Age																Total
	5	6	7	8	9	10	11	12	13	14	15	16	17	18	19	20>	
Male	51	49	46	47	33	52	65	2	0	0	0	0	0	0	0	0	345
Female	62	49	55	43	50	44	42	2	0	0	0	0	0	0	0	0	347
Total	113	98	101	90	83	96	107	4	0	0	0	0	0	0	0	0	692

Enrolment By Grade and Gender

Gender	Grade														Total
	K	1	2	3	4	5	6	7	8	9	10	11	12	4th	
Male	51	49	49	45	34	51	66	0	0	0	0	0	0	0	345
Female	62	48	56	43	50	45	43	0	0	0	0	0	0	0	347
Total	113	97	105	88	84	96	109	0	0	0	0	0	0	0	692

Enrolment By Grade

For 303 - St. Edward's Elementary, Conception Bay South (Kelligrews)



* Data from the 2011-2012 AGR(Enrolment/Age as of the last day in Sept./Dec.)

** Newfoundland Statistics Classification System

*** May include itinerant teachers

District 4 - Eastern

#304 - Holy Spirit High, Conception Bay South (Manuels)

Classification: Urban
Offers Distance Education: Yes

Grades: 9-12

Number of Grades: 4

[School FTE PTR : 16.2](#)

[District FTE PTR : 12.7](#)

[Provincial FTE PTR : 11.9](#)

[FTE Teachers](#) *** : 47.0

Enrolment By Age and Gender

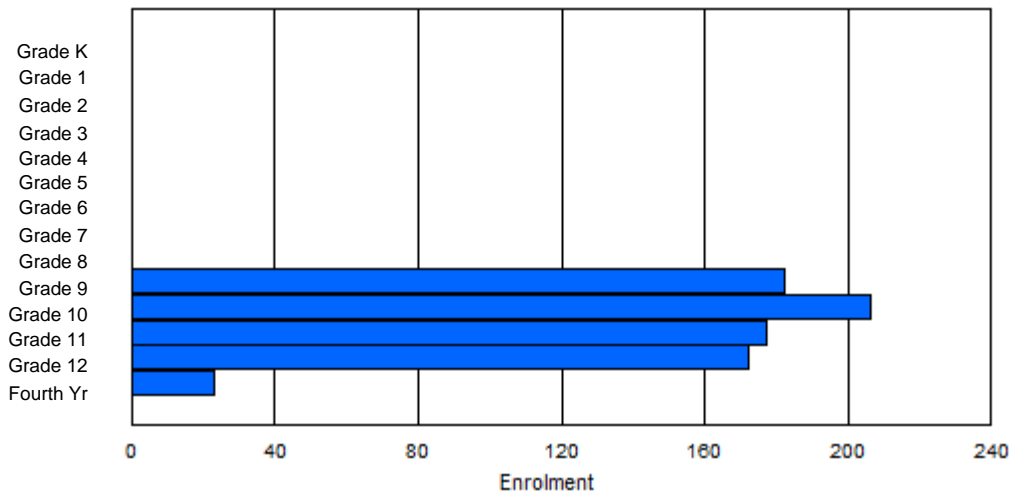
Gender	Age																	Total
	5	6	7	8	9	10	11	12	13	14	15	16	17	18	19	20>		
Male	0	0	0	0	0	0	0	0	1	83	102	103	102	11	3	0	405	
Female	0	0	0	0	0	0	0	0	0	95	97	79	67	16	0	1	355	
Total	0	0	0	0	0	0	0	0	1	178	199	182	169	27	3	1	760	

Enrolment By Grade and Gender

Gender	Grade															Total
	K	1	2	3	4	5	6	7	8	9	10	11	12	4th		
Male	0	0	0	0	0	0	0	0	0	86	108	98	102	11	405	
Female	0	0	0	0	0	0	0	0	0	96	98	79	70	12	355	
Total	0	0	0	0	0	0	0	0	0	182	206	177	172	23	760	

Enrolment By Grade

For 304 - Holy Spirit High, Conception Bay South (Manuels)



* Data from the 2011-2012 AGR(Enrolment/Age as of the last day in Sept./Dec.)

** Newfoundland Statistics Classification System

*** May include itinerant teachers

District 4 - Eastern

#305 - Villanova Junior High, Conception Bay South (Manuels)

Classification: Urban
Offers Distance Education: No

Grades: 5-8

Number of Grades: 4

[School FTE PTR : 15.0](#)

[District FTE PTR : 12.7](#)

[Provincial FTE PTR : 11.9](#)

[FTE Teachers](#) *** : 40.1

Enrolment By Age and Gender

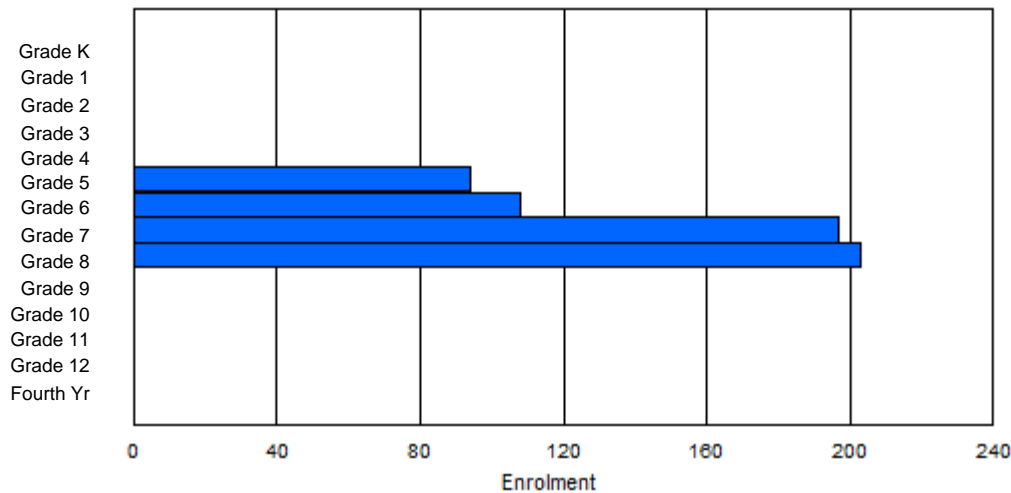
Gender	Age																Total
	5	6	7	8	9	10	11	12	13	14	15	16	17	18	19	20>	
Male	0	0	0	0	0	42	56	100	106	6	0	0	0	0	0	0	310
Female	0	0	0	0	2	49	51	94	94	2	0	0	0	0	0	0	292
Total	0	0	0	0	2	91	107	194	200	8	0	0	0	0	0	0	602

Enrolment By Grade and Gender

Gender	Grade														Total
	K	1	2	3	4	5	6	7	8	9	10	11	12	4th	
Male	0	0	0	0	0	43	57	102	108	0	0	0	0	0	310
Female	0	0	0	0	0	51	51	95	95	0	0	0	0	0	292
Total	0	0	0	0	0	94	108	197	203	0	0	0	0	0	602

Enrolment By Grade

For 305 - Villanova Junior High, Conception Bay South (Manuels)



* Data from the 2011-2012 AGR(Enrolment/Age as of the last day in Sept./Dec.)

** Newfoundland Statistics Classification System

*** May include itinerant teachers

District 4 - Eastern

#306 - St. George's Elementary, Conception Bay South (Manuels)

Classification: Urban
Offers Distance Education: No

Grades: K-6

Number of Grades: 7

[School FTE PTR : 12.3](#)

[District FTE PTR : 12.7](#)

[Provincial FTE PTR : 11.9](#)

[FTE Teachers](#) *** : 22.5

Enrolment By Age and Gender

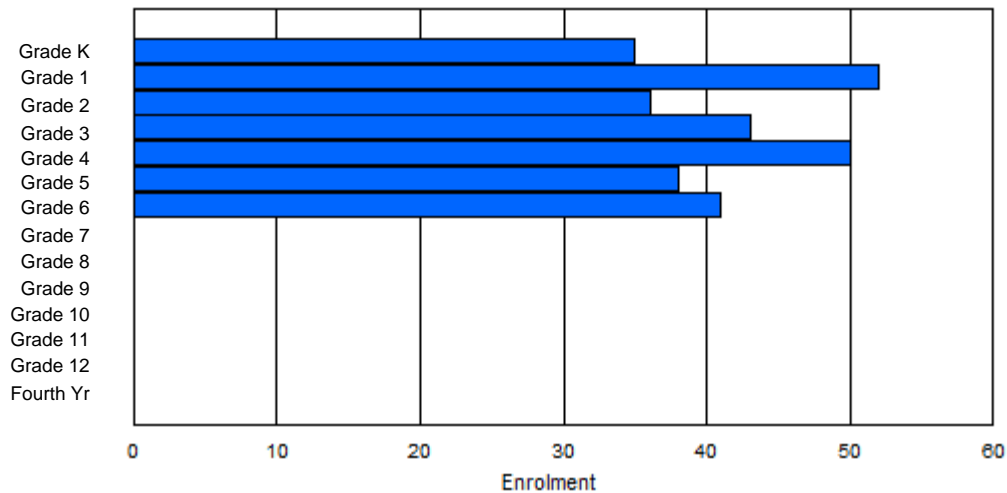
Gender	Age																Total
	5	6	7	8	9	10	11	12	13	14	15	16	17	18	19	20>	
Male	14	24	17	23	24	19	21	1	0	0	0	0	0	0	0	0	143
Female	21	28	19	17	25	21	20	1	0	0	0	0	0	0	0	0	152
Total	35	52	36	40	49	40	41	2	0	0	0	0	0	0	0	0	295

Enrolment By Grade and Gender

Gender	Grade														Total
	K	1	2	3	4	5	6	7	8	9	10	11	12	4th	
Male	14	24	18	24	25	17	21	0	0	0	0	0	0	0	143
Female	21	28	18	19	25	21	20	0	0	0	0	0	0	0	152
Total	35	52	36	43	50	38	41	0	0	0	0	0	0	0	295

Enrolment By Grade

For 306 - St. George's Elementary, Conception Bay South (Manuels)



* Data from the 2011-2012 AGR(Enrolment/Age as of the last day in Sept./Dec.)

** Newfoundland Statistics Classification System

*** May include itinerant teachers

District 4 - Eastern

#307 - Mobile Central High, Mobile

Classification: Rural
Offers Distance Education: Yes

Grades: 7-12

Number of Grades: 6

[School FTE PTR : 13.0](#)

[District FTE PTR : 12.7](#)

[Provincial FTE PTR : 11.9](#)

[FTE Teachers](#) *** : 17.4

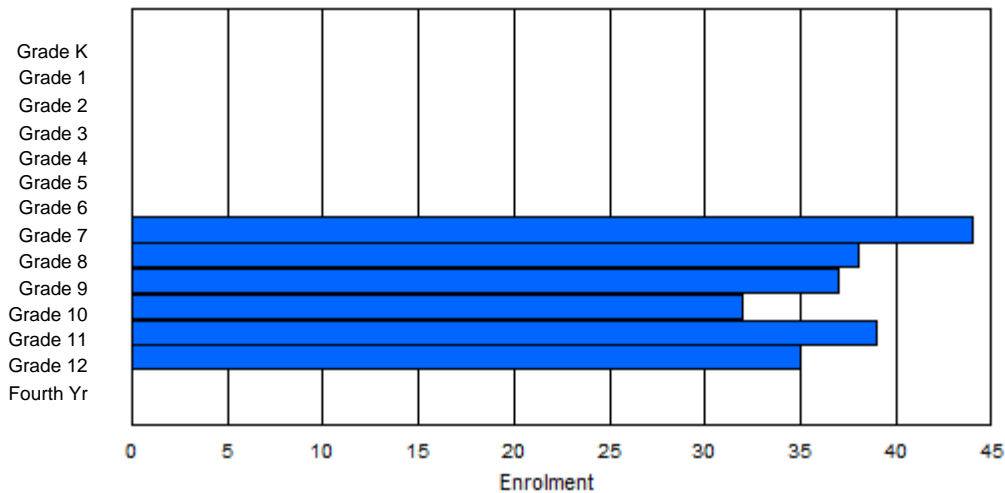
Enrolment By Age and Gender

Gender	Age																Total
	5	6	7	8	9	10	11	12	13	14	15	16	17	18	19	20>	
Male	0	0	0	0	0	0	0	25	17	16	18	19	21	4	0	0	120
Female	0	0	0	0	0	0	0	17	23	20	12	19	14	0	0	0	105
Total	0	0	0	0	0	0	0	42	40	36	30	38	35	4	0	0	225

Enrolment By Grade and Gender

Gender	Grade														Total
	K	1	2	3	4	5	6	7	8	9	10	11	12	4th	
Male	0	0	0	0	0	0	0	27	15	17	20	19	22	0	120
Female	0	0	0	0	0	0	0	17	23	20	12	20	13	0	105
Total	0	0	0	0	0	0	0	44	38	37	32	39	35	0	225

Enrolment By Grade
For 307 - Mobile Central High, Mobile



* Data from the 2011-2012 AGR(Enrolment/Age as of the last day in Sept./Dec.)

** Newfoundland Statistics Classification System

*** May include itinerant teachers

District 4 - Eastern

#308 - Mary Queen of the World Elementary, Mount Pearl

Classification: Urban
Offers Distance Education: No

Grades: K-6 Number of Grades: 7

[School FTE PTR : 12.6](#)
[District FTE PTR : 12.7](#)
[Provincial FTE PTR : 11.9](#)

[FTE Teachers](#) *** : 29.0

Enrolment By Age and Gender

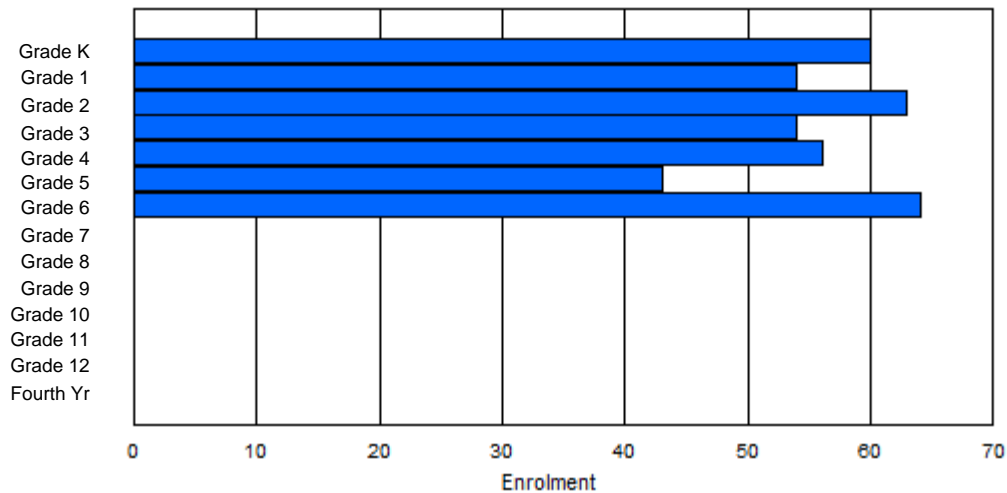
Gender	Age																Total
	5	6	7	8	9	10	11	12	13	14	15	16	17	18	19	20>	
Male	25	35	27	30	26	19	35	1	0	0	0	0	0	0	0	0	198
Female	32	21	33	26	31	24	26	3	0	0	0	0	0	0	0	0	196
Total	57	56	60	56	57	43	61	4	0	0	0	0	0	0	0	0	394

Enrolment By Grade and Gender

Gender	Grade														Total
	K	1	2	3	4	5	6	7	8	9	10	11	12	4th	
Male	27	34	28	29	25	20	35	0	0	0	0	0	0	0	198
Female	33	20	35	25	31	23	29	0	0	0	0	0	0	0	196
Total	60	54	63	54	56	43	64	0	0	0	0	0	0	0	394

Enrolment By Grade

For 308 - Mary Queen of the World Elementary, Mount Pearl



* Data from the 2011-2012 AGR(Enrolment/Age as of the last day in Sept./Dec.)

** Newfoundland Statistics Classification System

*** May include itinerant teachers

District 4 - Eastern

#309 - Morris Academy, Mount Pearl

Classification: Urban
Offers Distance Education: No

Grades: K-4 Number of Grades: 5

[School FTE PTR : 11.1](#)
[District FTE PTR : 12.7](#)
[Provincial FTE PTR : 11.9](#)

[FTE Teachers](#) *** : 21.7

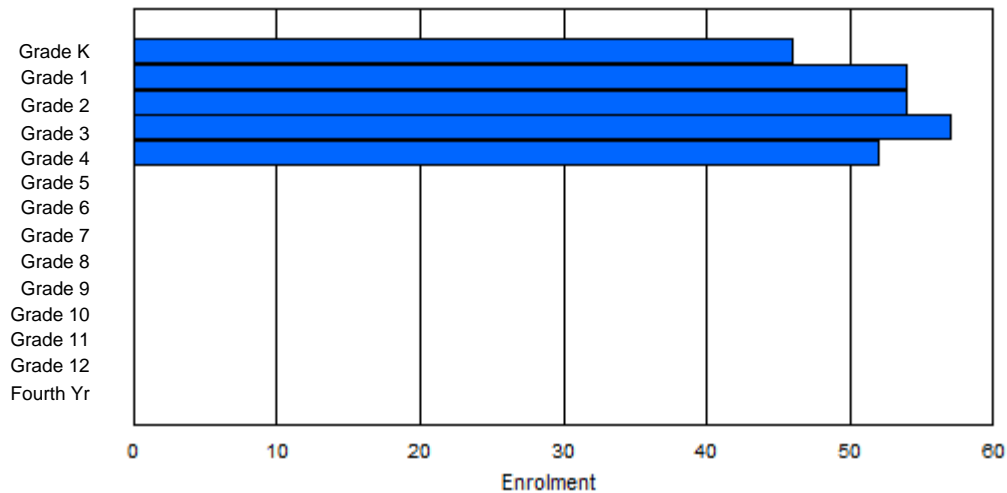
Enrolment By Age and Gender

Gender	Age																Total
	5	6	7	8	9	10	11	12	13	14	15	16	17	18	19	20>	
Male	24	22	29	29	19	3	0	0	0	0	0	0	0	0	0	0	126
Female	22	28	26	29	31	1	0	0	0	0	0	0	0	0	0	0	137
Total	46	50	55	58	50	4	0	0	0	0	0	0	0	0	0	0	263

Enrolment By Grade and Gender

Gender	Grade														Total
	K	1	2	3	4	5	6	7	8	9	10	11	12	4th	
Male	24	25	28	29	20	0	0	0	0	0	0	0	0	0	126
Female	22	29	26	28	32	0	0	0	0	0	0	0	0	0	137
Total	46	54	54	57	52	0	0	0	0	0	0	0	0	0	263

Enrolment By Grade
For 309 - Morris Academy, Mount Pearl



* Data from the 2011-2012 AGR(Enrolment/Age as of the last day in Sept./Dec.)

** Newfoundland Statistics Classification System

*** May include itinerant teachers

District 4 - Eastern

#310 - Mount Pearl Intermediate, Mount Pearl

Grades: 5-9

Number of Grades: 5

[FTE Teachers](#) *** : 54.8

Classification: Urban

Offers Distance Education: No

[School FTE PTR : 14.4](#)

[District FTE PTR : 12.7](#)

[Provincial FTE PTR : 11.9](#)

Enrolment By Age and Gender

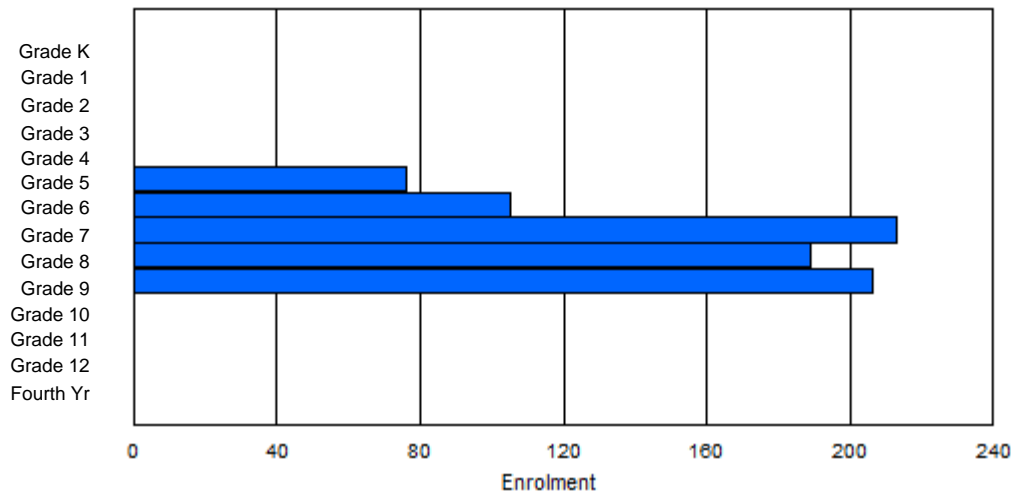
Gender	Age																Total
	5	6	7	8	9	10	11	12	13	14	15	16	17	18	19	20>	
Male	0	0	0	0	1	44	57	94	89	87	4	0	0	0	0	0	376
Female	0	0	0	0	0	29	50	112	100	118	3	0	0	0	0	1	413
Total	0	0	0	0	1	73	107	206	189	205	7	0	0	0	0	1	789

Enrolment By Grade and Gender

Gender	Grade														Total
	K	1	2	3	4	5	6	7	8	9	10	11	12	4th	
Male	0	0	0	0	0	47	56	97	87	89	0	0	0	0	376
Female	0	0	0	0	0	29	49	116	102	117	0	0	0	0	413
Total	0	0	0	0	0	76	105	213	189	206	0	0	0	0	789

Enrolment By Grade

For 310 - Mount Pearl Intermediate, Mount Pearl



* Data from the 2011-2012 AGR(Enrolment/Age as of the last day in Sept./Dec.)

** Newfoundland Statistics Classification System

*** May include itinerant teachers

District 4 - Eastern

#311 - Mount Pearl Senior High, Mount Pearl

Classification: Urban
Offers Distance Education: Yes

Grades: 10-12

Number of Grades: 3

[School FTE PTR : 16.7](#)

[District FTE PTR : 12.7](#)

[Provincial FTE PTR : 11.9](#)

[FTE Teachers](#) *** : 38.2

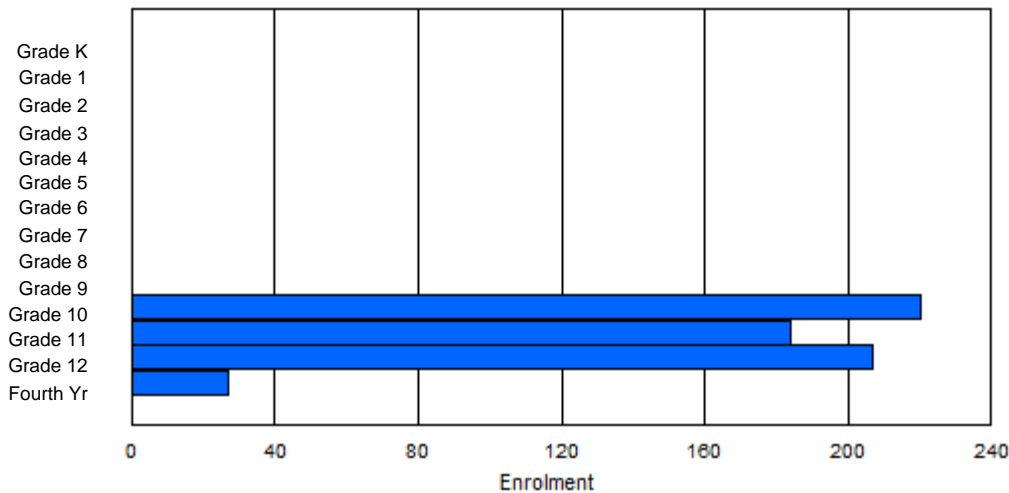
Enrolment By Age and Gender

Gender	Age																	Total
	5	6	7	8	9	10	11	12	13	14	15	16	17	18	19	20>		
Male	0	0	0	0	0	0	0	0	0	0	99	91	102	24	1	1	318	
Female	0	0	0	0	0	0	0	0	0	0	99	103	98	16	4	0	320	
Total	0	0	0	0	0	0	0	0	0	0	198	194	200	40	5	1	638	

Enrolment By Grade and Gender

Gender	Grade															Total
	K	1	2	3	4	5	6	7	8	9	10	11	12	4th		
Male	0	0	0	0	0	0	0	0	0	0	109	87	108	14	318	
Female	0	0	0	0	0	0	0	0	0	0	111	97	99	13	320	
Total	0	0	0	0	0	0	0	0	0	0	220	184	207	27	638	

Enrolment By Grade
For 311 - Mount Pearl Senior High, Mount Pearl



* Data from the 2011-2012 AGR(Enrolment/Age as of the last day in Sept./Dec.)

** Newfoundland Statistics Classification System

*** May include itinerant teachers

District 4 - Eastern

#312 - Newtown Elementary, Mount Pearl

Classification: Urban
Offers Distance Education: No

Grades: K-6

Number of Grades: 7

[School FTE PTR : 14.5](#)

[District FTE PTR : 12.7](#)

[Provincial FTE PTR : 11.9](#)

[FTE Teachers](#) *** : 26.0

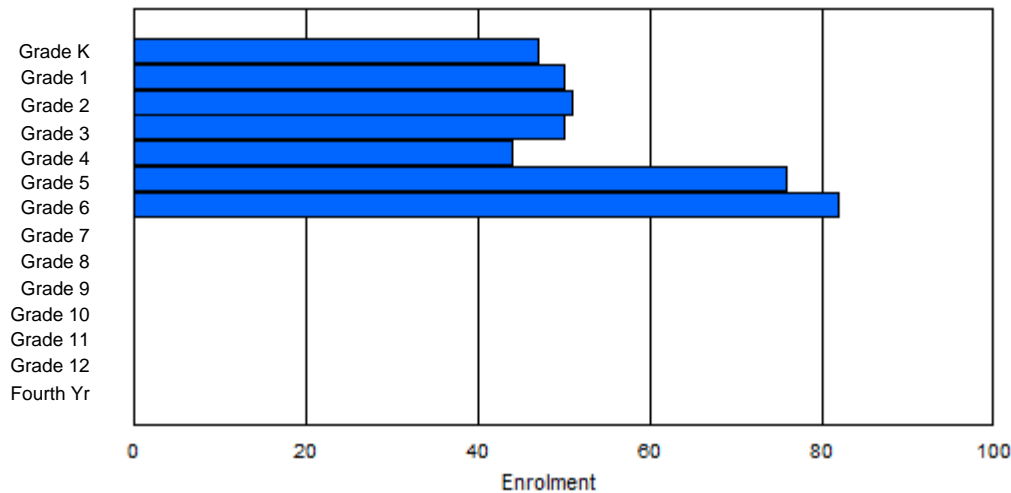
Enrolment By Age and Gender

Gender	Age																Total
	5	6	7	8	9	10	11	12	13	14	15	16	17	18	19	20>	
Male	25	24	23	33	21	45	37	3	0	0	0	0	0	0	0	0	211
Female	21	27	27	20	21	30	42	1	0	0	0	0	0	0	0	0	189
Total	46	51	50	53	42	75	79	4	0	0	0	0	0	0	0	0	400

Enrolment By Grade and Gender

Gender	Grade														Total
	K	1	2	3	4	5	6	7	8	9	10	11	12	4th	
Male	26	23	23	31	23	46	39	0	0	0	0	0	0	0	211
Female	21	27	28	19	21	30	43	0	0	0	0	0	0	0	189
Total	47	50	51	50	44	76	82	0	0	0	0	0	0	0	400

Enrolment By Grade
For 312 - Newtown Elementary, Mount Pearl



* Data from the 2011-2012 AGR(Enrolment/Age as of the last day in Sept./Dec.)

** Newfoundland Statistics Classification System

*** May include itinerant teachers

District 4 - Eastern

#313 - O'Donel High School, Mount Pearl

Grades: 10-12

Number of Grades: 3

[FTE Teachers](#) *** : 40.7

Classification: Urban

Offers Distance Education: No

[School FTE PTR : 17.3](#)

[District FTE PTR : 12.7](#)

[Provincial FTE PTR : 11.9](#)

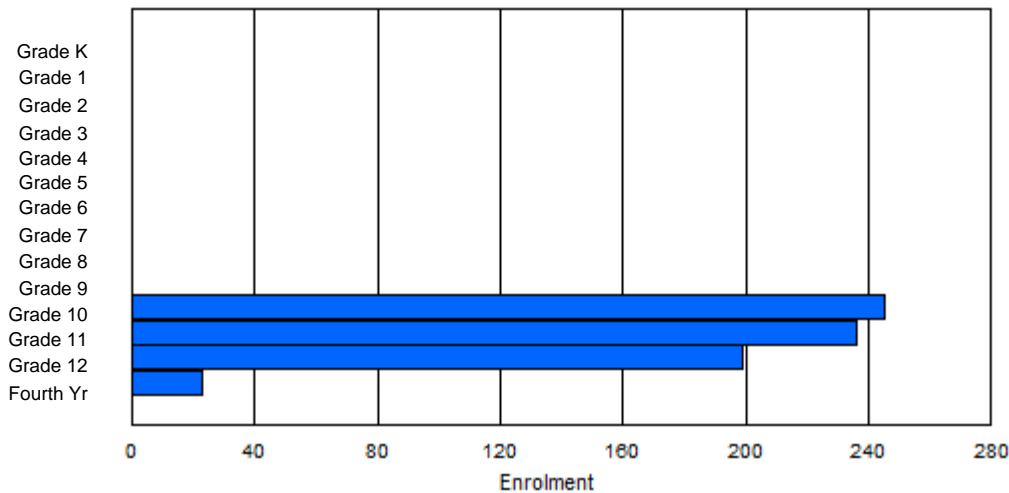
Enrolment By Age and Gender

Gender	Age																	Total
	5	6	7	8	9	10	11	12	13	14	15	16	17	18	19	20>		
Male	0	0	0	0	0	0	0	0	0	1	102	102	97	27	3	0	332	
Female	0	0	0	0	0	0	0	0	0	0	118	127	115	7	3	1	371	
Total	0	0	0	0	0	0	0	0	0	1	220	229	212	34	6	1	703	

Enrolment By Grade and Gender

Gender	Grade															Total
	K	1	2	3	4	5	6	7	8	9	10	11	12	4th		
Male	0	0	0	0	0	0	0	0	0	0	119	105	90	18	332	
Female	0	0	0	0	0	0	0	0	0	0	126	131	109	5	371	
Total	0	0	0	0	0	0	0	0	0	0	245	236	199	23	703	

Enrolment By Grade
For 313 - O'Donel High School, Mount Pearl



* Data from the 2011-2012 AGR(Enrolment/Age as of the last day in Sept./Dec.)

** Newfoundland Statistics Classification System

*** May include itinerant teachers

District 4 - Eastern

#315 - St. Peter's Junior High, Mount Pearl

Classification: Urban
Offers Distance Education: No

Grades: 7-9

Number of Grades: 3

[School FTE PTR : 14.3](#)

[District FTE PTR : 12.7](#)

[Provincial FTE PTR : 11.9](#)

[FTE Teachers](#) *** : 41.3

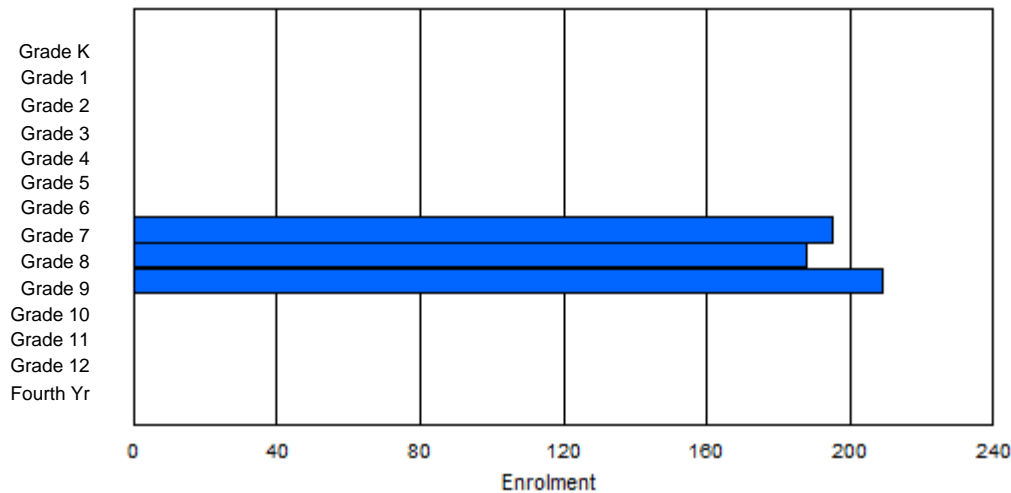
Enrolment By Age and Gender

Gender	Age																Total
	5	6	7	8	9	10	11	12	13	14	15	16	17	18	19	20>	
Male	0	0	0	0	0	0	0	105	90	108	15	1	0	0	0	0	319
Female	0	0	0	0	0	0	0	81	89	100	3	0	0	0	0	0	273
Total	0	0	0	0	0	0	0	186	179	208	18	1	0	0	0	0	592

Enrolment By Grade and Gender

Gender	Grade														Total
	K	1	2	3	4	5	6	7	8	9	10	11	12	4th	
Male	0	0	0	0	0	0	0	110	93	116	0	0	0	0	319
Female	0	0	0	0	0	0	0	85	95	93	0	0	0	0	273
Total	0	0	0	0	0	0	0	195	188	209	0	0	0	0	592

Enrolment By Grade
For 315 - St. Peter's Junior High, Mount Pearl



* Data from the 2011-2012 AGR(Enrolment/Age as of the last day in Sept./Dec.)

** Newfoundland Statistics Classification System

*** May include itinerant teachers

District 4 - Eastern

#316 - St. Peter's Elementary, Mount Pearl

Classification: Urban
Offers Distance Education: No

Grades: K-6 Number of Grades: 7

[School FTE PTR : 14.4](#)
[District FTE PTR : 12.7](#)
[Provincial FTE PTR : 11.9](#)

[FTE Teachers](#) *** : 47.0

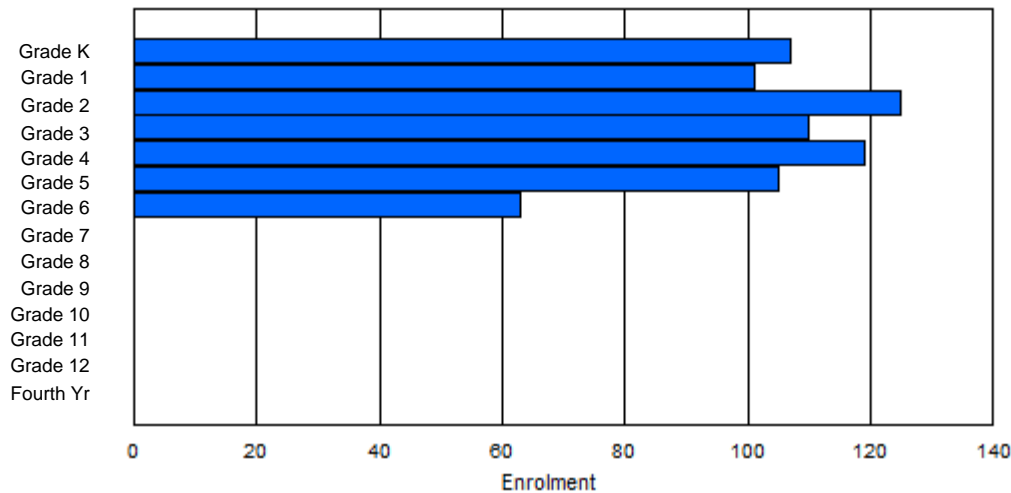
Enrolment By Age and Gender

Gender	Age																Total
	5	6	7	8	9	10	11	12	13	14	15	16	17	18	19	20>	
Male	56	45	69	49	52	43	41	3	0	0	0	0	0	0	0	0	358
Female	49	56	57	61	66	60	23	0	0	0	0	0	0	0	0	0	372
Total	105	101	126	110	118	103	64	3	0	0	0	0	0	0	0	0	730

Enrolment By Grade and Gender

Gender	Grade														Total
	K	1	2	3	4	5	6	7	8	9	10	11	12	4th	
Male	57	45	69	48	55	45	39	0	0	0	0	0	0	0	358
Female	50	56	56	62	64	60	24	0	0	0	0	0	0	0	372
Total	107	101	125	110	119	105	63	0	0	0	0	0	0	0	730

Enrolment By Grade
For 316 - St. Peter's Elementary, Mount Pearl



* Data from the 2011-2012 AGR(Enrolment/Age as of the last day in Sept./Dec.)

** Newfoundland Statistics Classification System

*** May include itinerant teachers

District 4 - Eastern

#317 - St. Francis of Assisi Elementary, Logy Bay/Middle Cove/Outer C

Classification: Urban
Offers Distance Education: No

Grades: K-6 Number of Grades: 7

[School FTE PTR : 12.4](#)
[District FTE PTR : 12.7](#)
[Provincial FTE PTR : 11.9](#)

[FTE Teachers](#) *** : 13.5

Enrolment By Age and Gender

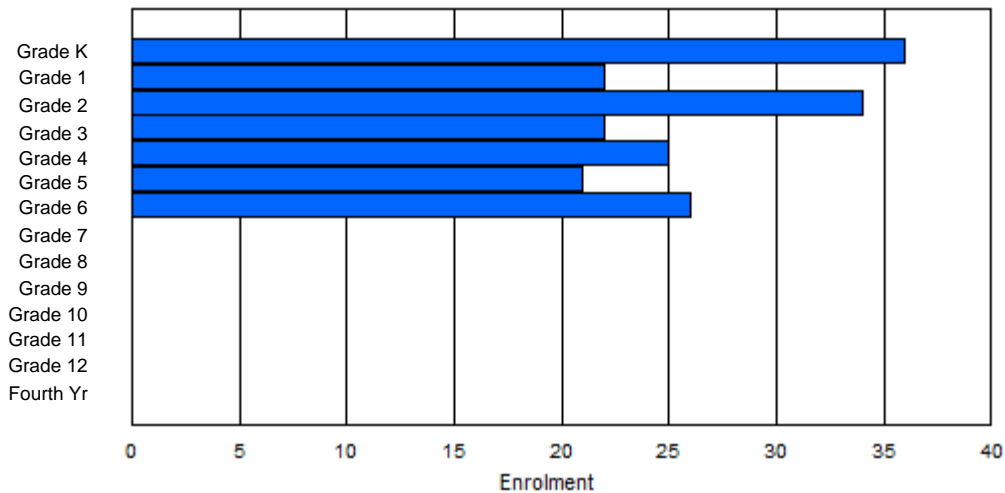
Gender	Age																Total
	5	6	7	8	9	10	11	12	13	14	15	16	17	18	19	20>	
Male	18	9	25	13	13	12	12	0	0	0	0	0	0	0	0	0	102
Female	17	12	10	10	12	9	14	0	0	0	0	0	0	0	0	0	84
Total	35	21	35	23	25	21	26	0	0	0	0	0	0	0	0	0	186

Enrolment By Grade and Gender

Gender	Grade														Total
	K	1	2	3	4	5	6	7	8	9	10	11	12	4th	
Male	18	10	24	13	13	12	12	0	0	0	0	0	0	0	102
Female	18	12	10	9	12	9	14	0	0	0	0	0	0	0	84
Total	36	22	34	22	25	21	26	0	0	0	0	0	0	0	186

Enrolment By Grade

For 317 - St. Francis of Assisi Elementary, Logy Bay/Middle Cove/Outer Cove



* Data from the 2011-2012 AGR(Enrolment/Age as of the last day in Sept./Dec.)

** Newfoundland Statistics Classification System

*** May include itinerant teachers

District 4 - Eastern

#318 - Holy Family Elementary, Paradise

Grades: K-6

Number of Grades: 7

[FTE Teachers](#) *** : 42.6

Classification: Urban

Offers Distance Education: No

[School FTE PTR : 14.1](#)

[District FTE PTR : 12.7](#)

[Provincial FTE PTR : 11.9](#)

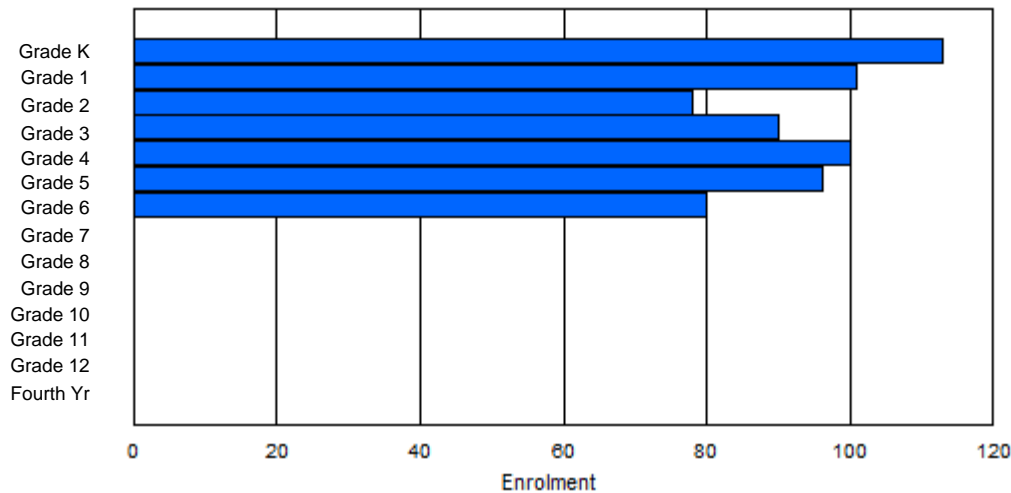
Enrolment By Age and Gender

Gender	Age																Total
	5	6	7	8	9	10	11	12	13	14	15	16	17	18	19	20>	
Male	61	53	33	43	53	42	43	2	0	0	0	0	0	0	0	0	330
Female	49	52	41	48	44	54	40	0	0	0	0	0	0	0	0	0	328
Total	110	105	74	91	97	96	83	2	0	0	0	0	0	0	0	0	658

Enrolment By Grade and Gender

Gender	Grade														Total
	K	1	2	3	4	5	6	7	8	9	10	11	12	4th	
Male	64	50	34	44	53	42	43	0	0	0	0	0	0	0	330
Female	49	51	44	46	47	54	37	0	0	0	0	0	0	0	328
Total	113	101	78	90	100	96	80	0	0	0	0	0	0	0	658

Enrolment By Grade
For 318 - Holy Family Elementary, Paradise



* Data from the 2011-2012 AGR(Enrolment/Age as of the last day in Sept./Dec.)

** Newfoundland Statistics Classification System

*** May include itinerant teachers

District 4 - Eastern

#320 - Beachy Cove Elementary, Portugal Cove - St. Philip's

Classification: Urban
Offers Distance Education: No

Grades: K-6 Number of Grades: 7

[School FTE PTR : 13.6](#)
[District FTE PTR : 12.7](#)
[Provincial FTE PTR : 11.9](#)

[FTE Teachers](#) *** : 45.4

Enrolment By Age and Gender

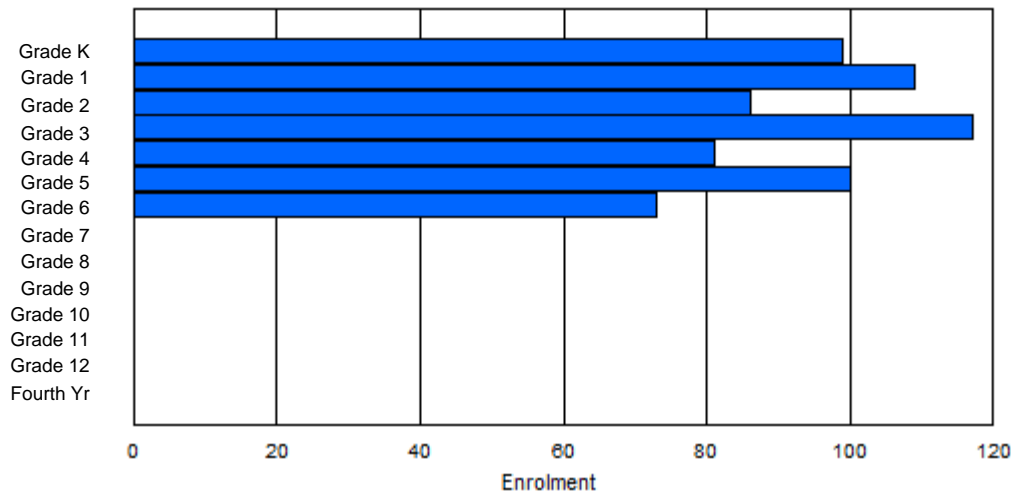
Gender	Age																Total
	5	6	7	8	9	10	11	12	13	14	15	16	17	18	19	20>	
Male	54	55	51	58	48	58	36	1	0	0	0	0	0	0	0	0	361
Female	44	53	34	58	36	39	40	0	0	0	0	0	0	0	0	0	304
Total	98	108	85	116	84	97	76	1	0	0	0	0	0	0	0	0	665

Enrolment By Grade and Gender

Gender	Grade														Total
	K	1	2	3	4	5	6	7	8	9	10	11	12	4th	
Male	54	57	53	57	46	56	38	0	0	0	0	0	0	0	361
Female	45	52	33	60	35	44	35	0	0	0	0	0	0	0	304
Total	99	109	86	117	81	100	73	0	0	0	0	0	0	0	665

Enrolment By Grade

For 320 - Beachy Cove Elementary, Portugal Cove - St. Philip's



* Data from the 2011-2012 AGR(Enrolment/Age as of the last day in Sept./Dec.)

** Newfoundland Statistics Classification System

*** May include itinerant teachers

District 4 - Eastern

#324 - Beaconsfield Junior High, St. John's

Grades: 7-9

Number of Grades: 3

[FTE Teachers](#) *** : 34.0

Classification: Urban

Offers Distance Education: No

[School FTE PTR : 13.5](#)

[District FTE PTR : 12.7](#)

[Provincial FTE PTR : 11.9](#)

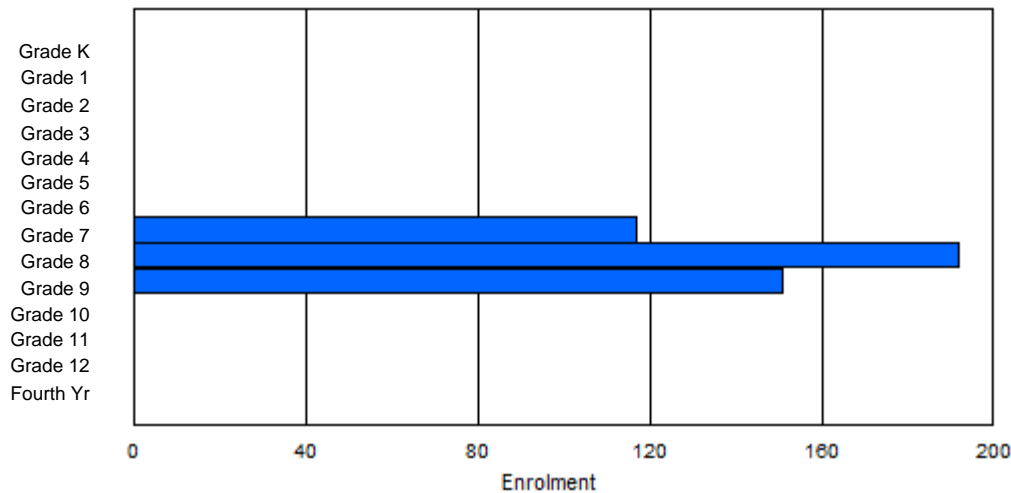
Enrolment By Age and Gender

Gender	Age																Total
	5	6	7	8	9	10	11	12	13	14	15	16	17	18	19	20>	
Male	0	0	0	0	0	0	0	52	96	83	12	0	1	0	0	0	244
Female	0	0	0	0	0	0	1	49	94	67	4	1	0	0	0	0	216
Total	0	0	0	0	0	0	1	101	190	150	16	1	1	0	0	0	460

Enrolment By Grade and Gender

Gender	Grade														Total
	K	1	2	3	4	5	6	7	8	9	10	11	12	4th	
Male	0	0	0	0	0	0	0	65	97	82	0	0	0	0	244
Female	0	0	0	0	0	0	0	52	95	69	0	0	0	0	216
Total	0	0	0	0	0	0	0	117	192	151	0	0	0	0	460

Enrolment By Grade
For 324 - Beaconsfield Junior High, St. John's



* Data from the 2011-2012 AGR(Enrolment/Age as of the last day in Sept./Dec.)

** Newfoundland Statistics Classification System

*** May include itinerant teachers

District 4 - Eastern

#325 - Bishop Abraham Elementary, St. John's

Grades: K-6

Number of Grades: 7

[FTE Teachers](#) *** : 25.0

Classification: Urban

Offers Distance Education: No

[School FTE PTR : 8.5](#)

[District FTE PTR : 12.7](#)

[Provincial FTE PTR : 11.9](#)

Enrolment By Age and Gender

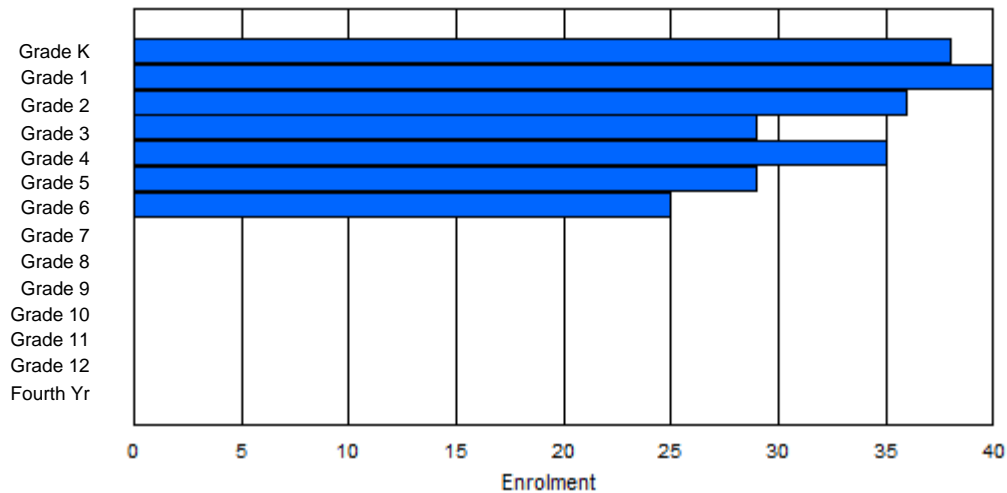
Gender	Age																Total
	5	6	7	8	9	10	11	12	13	14	15	16	17	18	19	20>	
Male	21	20	16	14	18	15	8	2	0	0	0	0	0	0	0	0	114
Female	17	17	21	14	18	14	17	0	0	0	0	0	0	0	0	0	118
Total	38	37	37	28	36	29	25	2	0	0	0	0	0	0	0	0	232

Enrolment By Grade and Gender

Gender	Grade														Total
	K	1	2	3	4	5	6	7	8	9	10	11	12	4th	
Male	21	22	15	14	19	14	9	0	0	0	0	0	0	0	114
Female	17	18	21	15	16	15	16	0	0	0	0	0	0	0	118
Total	38	40	36	29	35	29	25	0	0	0	0	0	0	0	232

Enrolment By Grade

For 325 - Bishop Abraham Elementary, St. John's



* Data from the 2011-2012 AGR(Enrolment/Age as of the last day in Sept./Dec.)

** Newfoundland Statistics Classification System

*** May include itinerant teachers

District 4 - Eastern

#326 - Bishop Feild Elementary, St. John's

Classification: Urban
Offers Distance Education: No

Grades: K-6 Number of Grades: 7

[School FTE PTR : 9.5](#)
[District FTE PTR : 12.7](#)
[Provincial FTE PTR : 11.9](#)

[FTE Teachers](#) *** : 24.6

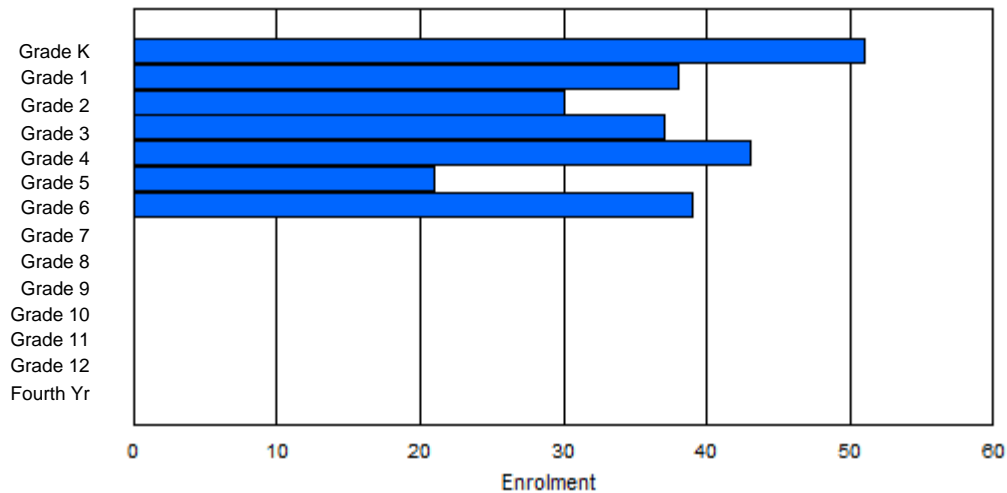
Enrolment By Age and Gender

Gender	Age																Total
	5	6	7	8	9	10	11	12	13	14	15	16	17	18	19	20>	
Male	20	21	17	15	25	10	20	1	0	0	0	0	0	0	0	0	129
Female	30	17	13	21	19	12	17	1	0	0	0	0	0	0	0	0	130
Total	50	38	30	36	44	22	37	2	0	0	0	0	0	0	0	0	259

Enrolment By Grade and Gender

Gender	Grade														Total
	K	1	2	3	4	5	6	7	8	9	10	11	12	4th	
Male	21	21	17	17	23	10	20	0	0	0	0	0	0	0	129
Female	30	17	13	20	20	11	19	0	0	0	0	0	0	0	130
Total	51	38	30	37	43	21	39	0	0	0	0	0	0	0	259

Enrolment By Grade
For 326 - Bishop Feild Elementary, St. John's



* Data from the 2011-2012 AGR(Enrolment/Age as of the last day in Sept./Dec.)

** Newfoundland Statistics Classification System

*** May include itinerant teachers

District 4 - Eastern

#327 - Bishops College High, St. John's

Classification: Urban
Offers Distance Education: No

Grades: 10-12

Number of Grades: 3

[School FTE PTR : 16.2](#)

[District FTE PTR : 12.7](#)

[Provincial FTE PTR : 11.9](#)

[FTE Teachers](#) *** : 33.3

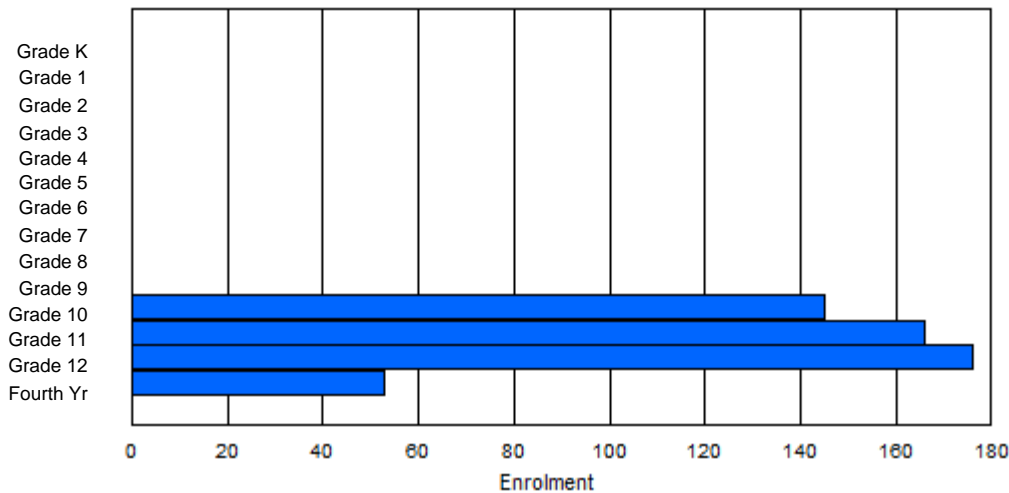
Enrolment By Age and Gender

Gender	Age																	Total
	5	6	7	8	9	10	11	12	13	14	15	16	17	18	19	20>		
Male	0	0	0	0	0	0	0	0	0	0	67	78	94	38	7	0	284	
Female	0	0	0	0	0	0	0	0	0	0	67	85	78	24	1	1	256	
Total	0	0	0	0	0	0	0	0	0	0	134	163	172	62	8	1	540	

Enrolment By Grade and Gender

Gender	Grade															Total
	K	1	2	3	4	5	6	7	8	9	10	11	12	4th		
Male	0	0	0	0	0	0	0	0	0	0	75	78	94	37	284	
Female	0	0	0	0	0	0	0	0	0	0	70	88	82	16	256	
Total	0	0	0	0	0	0	0	0	0	0	145	166	176	53	540	

Enrolment By Grade
For 327 - Bishops College High, St. John's



* Data from the 2011-2012 AGR(Enrolment/Age as of the last day in Sept./Dec.)

** Newfoundland Statistics Classification System

*** May include itinerant teachers

District 4 - Eastern

#328 - Booth Memorial High School, St. John's

Classification: Urban
Offers Distance Education: No

Grades: 9-12 Number of Grades: 4

[School FTE PTR : 14.6](#)
[District FTE PTR : 12.7](#)
[Provincial FTE PTR : 11.9](#)

[FTE Teachers](#) *** : 39.0

Enrolment By Age and Gender

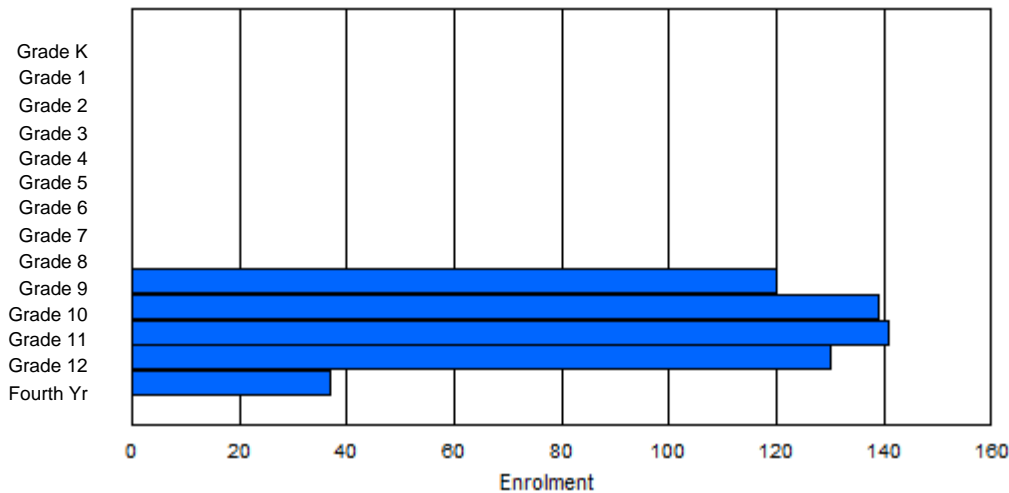
Gender	Age																	Total
	5	6	7	8	9	10	11	12	13	14	15	16	17	18	19	20>		
Male	0	0	0	0	0	0	0	0	0	57	64	72	70	19	4	1	287	
Female	0	0	0	0	0	0	0	0	0	58	64	67	64	22	4	1	280	
Total	0	0	0	0	0	0	0	0	0	115	128	139	134	41	8	2	567	

Enrolment By Grade and Gender

Gender	Grade															Total
	K	1	2	3	4	5	6	7	8	9	10	11	12	4th		
Male	0	0	0	0	0	0	0	0	0	61	67	78	62	19	287	
Female	0	0	0	0	0	0	0	0	0	59	72	63	68	18	280	
Total	0	0	0	0	0	0	0	0	0	120	139	141	130	37	567	

Enrolment By Grade

For 328 - Booth Memorial High School, St. John's



* Data from the 2011-2012 AGR(Enrolment/Age as of the last day in Sept./Dec.)

** Newfoundland Statistics Classification System

*** May include itinerant teachers

District 4 - Eastern

#330 - Brother Rice Junior High, St. John's

Classification: Urban
Offers Distance Education: No

Grades: 7-9

Number of Grades: 3

[School FTE PTR : 12.6](#)

[District FTE PTR : 12.7](#)

[Provincial FTE PTR : 11.9](#)

[FTE Teachers](#) *** : 28.4

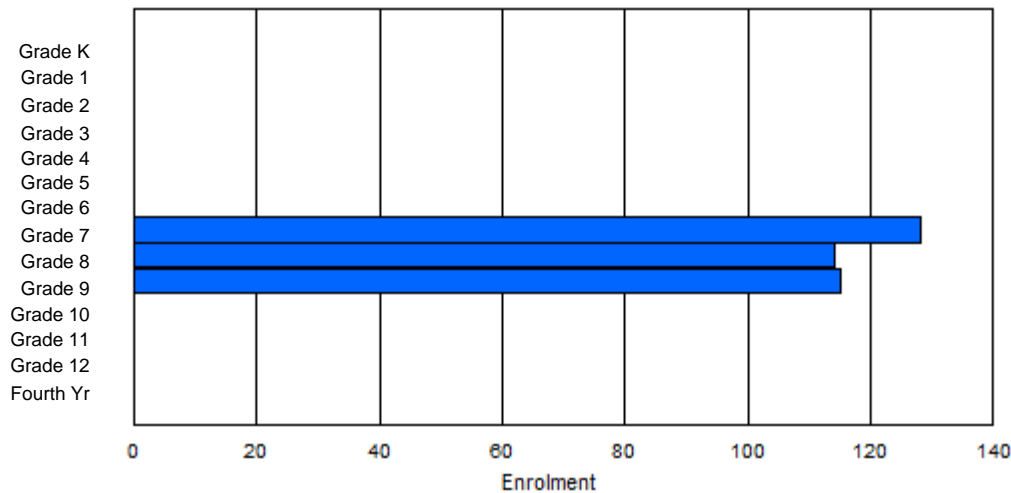
Enrolment By Age and Gender

Gender	Age																Total
	5	6	7	8	9	10	11	12	13	14	15	16	17	18	19	20>	
Male	0	0	0	0	0	0	0	60	59	47	6	1	0	0	0	0	173
Female	0	0	0	0	0	0	0	59	54	63	8	0	0	0	0	0	184
Total	0	0	0	0	0	0	0	119	113	110	14	1	0	0	0	0	357

Enrolment By Grade and Gender

Gender	Grade														Total
	K	1	2	3	4	5	6	7	8	9	10	11	12	4th	
Male	0	0	0	0	0	0	0	65	58	50	0	0	0	0	173
Female	0	0	0	0	0	0	0	63	56	65	0	0	0	0	184
Total	0	0	0	0	0	0	0	128	114	115	0	0	0	0	357

Enrolment By Grade
For 330 - Brother Rice Junior High, St. John's



* Data from the 2011-2012 AGR(Enrolment/Age as of the last day in Sept./Dec.)

** Newfoundland Statistics Classification System

*** May include itinerant teachers

District 4 - Eastern

#331 - Cowan Heights Elementary, St. John's

Classification: Urban
Offers Distance Education: No

Grades: K-7 Number of Grades: 8

[School FTE PTR : 12.8](#)
[District FTE PTR : 12.7](#)
[Provincial FTE PTR : 11.9](#)

[FTE Teachers](#) *** : 29.9

Enrolment By Age and Gender

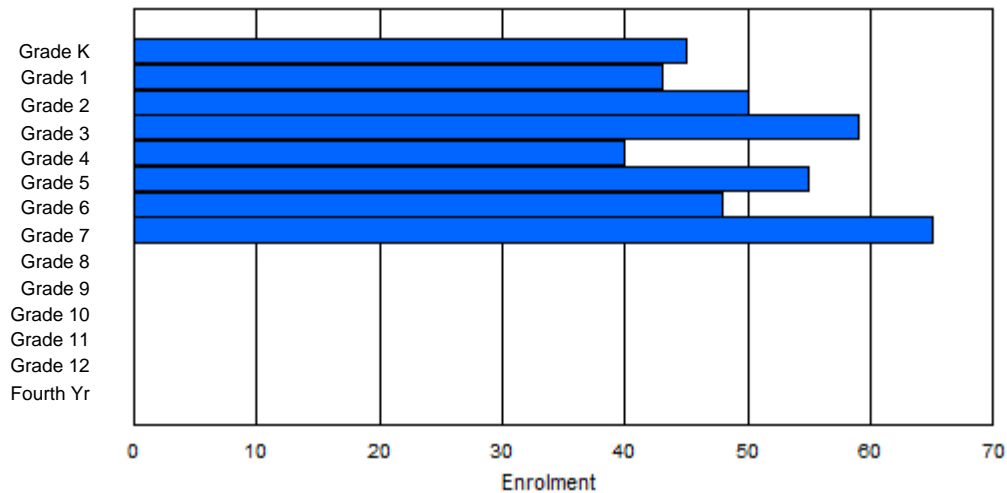
Gender	Age																Total
	5	6	7	8	9	10	11	12	13	14	15	16	17	18	19	20>	
Male	21	19	29	32	24	31	23	24	2	0	0	0	0	0	0	1	206
Female	23	23	21	27	17	24	26	37	1	0	0	0	0	0	0	0	199
Total	44	42	50	59	41	55	49	61	3	0	0	0	0	0	0	1	405

Enrolment By Grade and Gender

Gender	Grade														Total
	K	1	2	3	4	5	6	7	8	9	10	11	12	4th	
Male	22	20	29	31	24	31	22	27	0	0	0	0	0	0	206
Female	23	23	21	28	16	24	26	38	0	0	0	0	0	0	199
Total	45	43	50	59	40	55	48	65	0	0	0	0	0	0	405

Enrolment By Grade

For 331 - Cowan Heights Elementary, St. John's



* Data from the 2011-2012 AGR(Enrolment/Age as of the last day in Sept./Dec.)

** Newfoundland Statistics Classification System

*** May include itinerant teachers

District 4 - Eastern

#334 - Larkhall Academy, St. John's

Classification: Urban
Offers Distance Education: No

Grades: K-6

Number of Grades: 7

[School FTE PTR : 11.5](#)

[District FTE PTR : 12.7](#)

[Provincial FTE PTR : 11.9](#)

[FTE Teachers](#) *** : 24.1

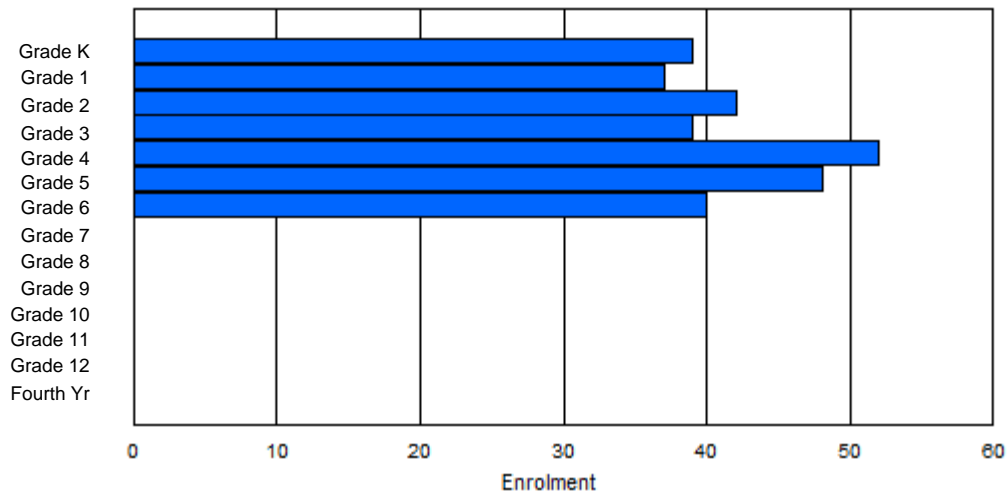
Enrolment By Age and Gender

Gender	Age																Total
	5	6	7	8	9	10	11	12	13	14	15	16	17	18	19	20>	
Male	19	17	15	23	25	32	19	6	0	0	0	0	0	0	0	0	156
Female	18	21	26	17	26	16	17	0	0	0	0	0	0	0	0	0	141
Total	37	38	41	40	51	48	36	6	0	0	0	0	0	0	0	0	297

Enrolment By Grade and Gender

Gender	Grade														Total
	K	1	2	3	4	5	6	7	8	9	10	11	12	4th	
Male	20	17	15	23	26	31	24	0	0	0	0	0	0	0	156
Female	19	20	27	16	26	17	16	0	0	0	0	0	0	0	141
Total	39	37	42	39	52	48	40	0	0	0	0	0	0	0	297

Enrolment By Grade
For 334 - Larkhall Academy, St. John's



* Data from the 2011-2012 AGR(Enrolment/Age as of the last day in Sept./Dec.)

** Newfoundland Statistics Classification System

*** May include itinerant teachers

District 4 - Eastern

#335 - Leary's Brook Junior High, St. John's

Grades: 7-9

Number of Grades: 3

[FTE Teachers](#) *** : 33.7

Classification: Urban

Offers Distance Education: No

[School FTE PTR : 14.2](#)

[District FTE PTR : 12.7](#)

[Provincial FTE PTR : 11.9](#)

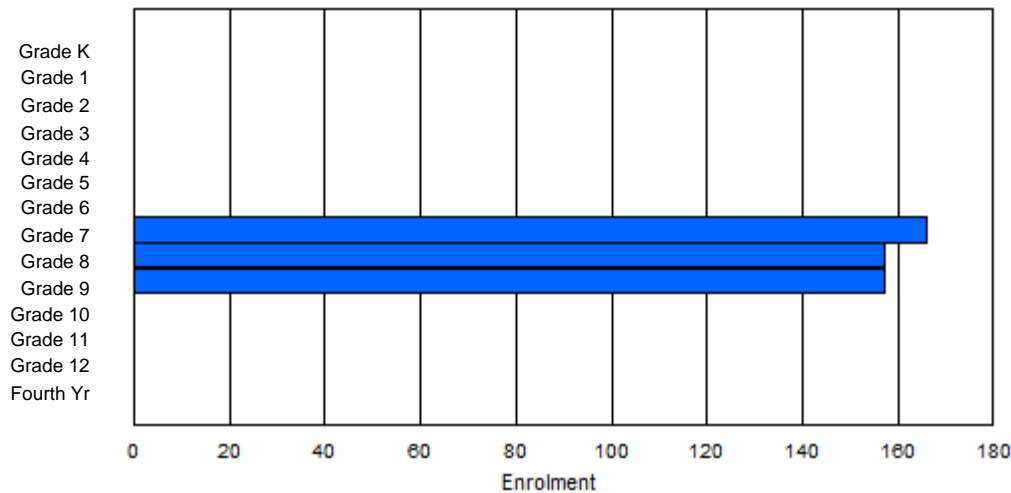
Enrolment By Age and Gender

Gender	Age																Total
	5	6	7	8	9	10	11	12	13	14	15	16	17	18	19	20>	
Male	0	0	0	0	0	0	0	88	71	85	17	0	0	0	0	0	261
Female	0	0	0	0	0	0	0	69	69	73	8	0	0	0	0	0	219
Total	0	0	0	0	0	0	0	157	140	158	25	0	0	0	0	0	480

Enrolment By Grade and Gender

Gender	Grade														Total
	K	1	2	3	4	5	6	7	8	9	10	11	12	4th	
Male	0	0	0	0	0	0	0	92	85	84	0	0	0	0	261
Female	0	0	0	0	0	0	0	74	72	73	0	0	0	0	219
Total	0	0	0	0	0	0	0	166	157	157	0	0	0	0	480

Enrolment By Grade
For 335 - Leary's Brook Junior High, St. John's



* Data from the 2011-2012 AGR(Enrolment/Age as of the last day in Sept./Dec.)

** Newfoundland Statistics Classification System

*** May include itinerant teachers

District 4 - Eastern

#336 - Gonzaga Regional High, St. John's

Classification: Urban
Offers Distance Education: No

Grades: 10-12

Number of Grades: 3

[School FTE PTR : 14.6](#)

[District FTE PTR : 12.7](#)

[Provincial FTE PTR : 11.9](#)

[FTE Teachers](#) *** : 44.0

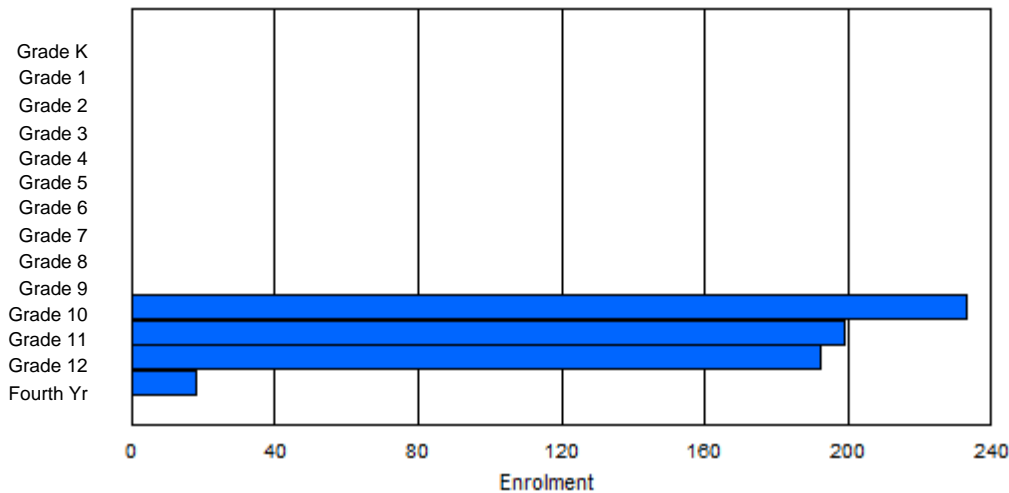
Enrolment By Age and Gender

Gender	Age																	Total
	5	6	7	8	9	10	11	12	13	14	15	16	17	18	19	20>		
Male	0	0	0	0	0	0	0	0	0	0	108	113	96	13	5	1	336	
Female	0	0	0	0	0	0	0	0	0	1	108	92	92	13	0	0	306	
Total	0	0	0	0	0	0	0	0	0	1	216	205	188	26	5	1	642	

Enrolment By Grade and Gender

Gender	Grade															Total
	K	1	2	3	4	5	6	7	8	9	10	11	12	4th		
Male	0	0	0	0	0	0	0	0	0	0	122	108	95	11	336	
Female	0	0	0	0	0	0	0	0	0	0	111	91	97	7	306	
Total	0	0	0	0	0	0	0	0	0	0	233	199	192	18	642	

Enrolment By Grade
For 336 - Gonzaga Regional High, St. John's



* Data from the 2011-2012 AGR(Enrolment/Age as of the last day in Sept./Dec.)

** Newfoundland Statistics Classification System

*** May include itinerant teachers

District 4 - Eastern

#337 - Goulds Elementary, St. John's (Goulds)

Grades: K-6

Number of Grades: 7

[FTE Teachers](#) *** : 42.4

Classification: Urban

Offers Distance Education: No

[School FTE PTR : 13.7](#)

[District FTE PTR : 12.7](#)

[Provincial FTE PTR : 11.9](#)

Enrolment By Age and Gender

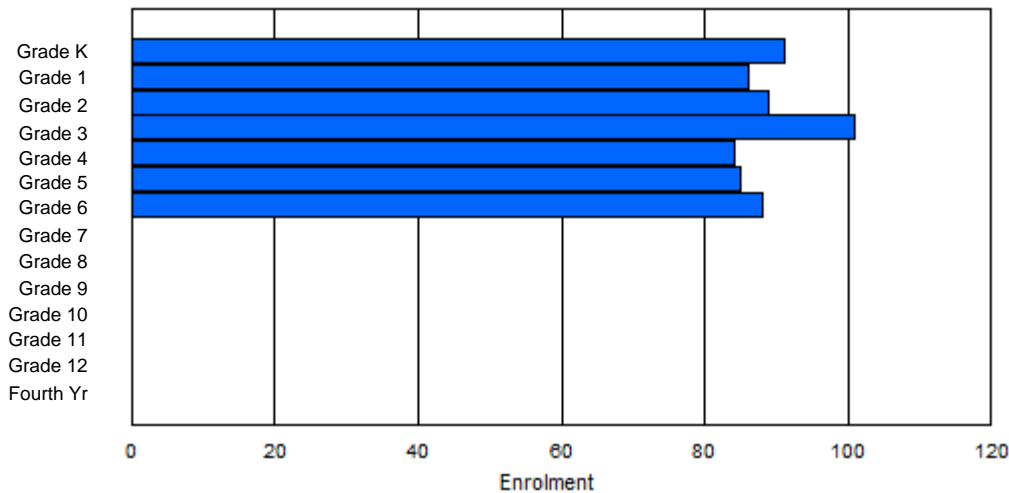
Gender	Age																Total
	5	6	7	8	9	10	11	12	13	14	15	16	17	18	19	20>	
Male	41	34	51	52	49	47	55	0	0	0	0	0	0	0	0	0	329
Female	49	50	41	48	34	38	34	1	0	0	0	0	0	0	0	0	295
Total	90	84	92	100	83	85	89	1	0	0	0	0	0	0	0	0	624

Enrolment By Grade and Gender

Gender	Grade														Total
	K	1	2	3	4	5	6	7	8	9	10	11	12	4th	
Male	41	36	49	52	50	48	53	0	0	0	0	0	0	0	329
Female	50	50	40	49	34	37	35	0	0	0	0	0	0	0	295
Total	91	86	89	101	84	85	88	0	0	0	0	0	0	0	624

Enrolment By Grade

For 337 - Goulds Elementary, St. John's (Goulds)



* Data from the 2011-2012 AGR(Enrolment/Age as of the last day in Sept./Dec.)

** Newfoundland Statistics Classification System

*** May include itinerant teachers

District 4 - Eastern

#339 - Holy Cross Elementary, St. John's

Grades: K-6

Number of Grades: 7

[FTE Teachers](#) *** : 13.0

Classification: Urban

Offers Distance Education: No

[School FTE PTR : 11.0](#)

[District FTE PTR : 12.7](#)

[Provincial FTE PTR : 11.9](#)

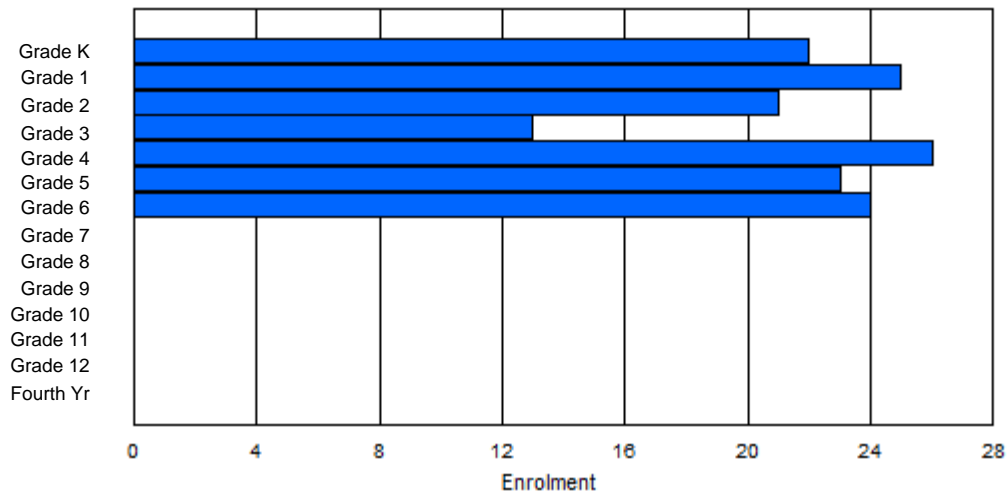
Enrolment By Age and Gender

Gender	Age																Total
	5	6	7	8	9	10	11	12	13	14	15	16	17	18	19	20>	
Male	7	14	10	5	15	10	14	1	0	0	0	0	0	0	0	0	76
Female	13	11	13	8	10	12	10	1	0	0	0	0	0	0	0	0	78
Total	20	25	23	13	25	22	24	2	0	0	0	0	0	0	0	0	154

Enrolment By Grade and Gender

Gender	K	Grade												4th	Total
		1	2	3	4	5	6	7	8	9	10	11	12		
Male	8	14	9	5	16	11	13	0	0	0	0	0	0	0	76
Female	14	11	12	8	10	12	11	0	0	0	0	0	0	0	78
Total	22	25	21	13	26	23	24	0	0	0	0	0	0	0	154

Enrolment By Grade
For 339 - Holy Cross Elementary, St. John's



* Data from the 2011-2012 AGR(Enrolment/Age as of the last day in Sept./Dec.)

** Newfoundland Statistics Classification System

*** May include itinerant teachers

District 4 - Eastern

#340 - Holy Heart of Mary Regional High, St. John's

Classification: Urban
Offers Distance Education: Yes

Grades: 10-12

Number of Grades: 3

[School FTE PTR : 15.4](#)

[District FTE PTR : 12.7](#)

[Provincial FTE PTR : 11.9](#)

[FTE Teachers](#) *** : 59.7

Enrolment By Age and Gender

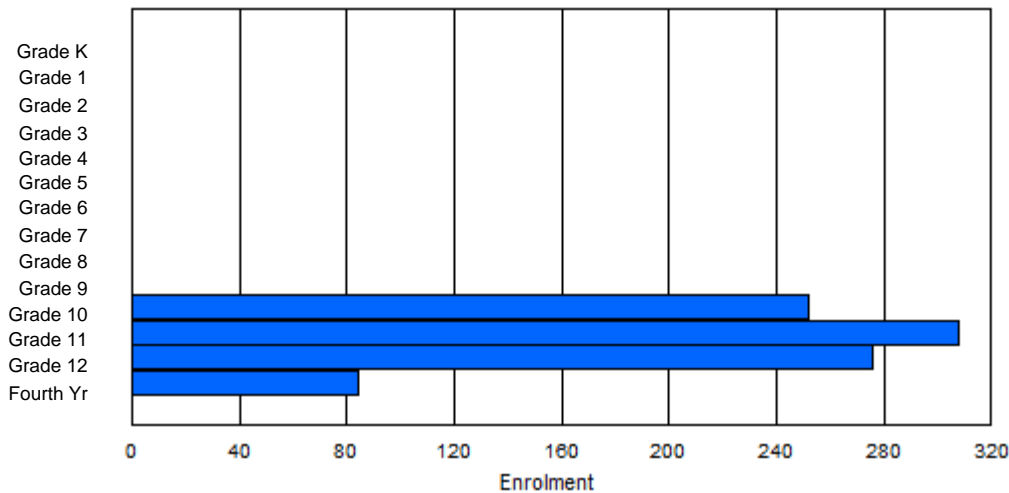
Gender	Age																	Total
	5	6	7	8	9	10	11	12	13	14	15	16	17	18	19	20>		
Male	0	0	0	0	0	0	0	0	0	3	100	142	135	46	16	5	447	
Female	0	0	0	0	0	0	0	0	0	2	140	138	140	39	10	4	473	
Total	0	0	0	0	0	0	0	0	0	5	240	280	275	85	26	9	920	

Enrolment By Grade and Gender

Gender	Grade															Total
	K	1	2	3	4	5	6	7	8	9	10	11	12	4th		
Male	0	0	0	0	0	0	0	0	0	0	111	151	136	49	447	
Female	0	0	0	0	0	0	0	0	0	0	141	157	140	35	473	
Total	0	0	0	0	0	0	0	0	0	0	252	308	276	84	920	

Enrolment By Grade

For 340 - Holy Heart of Mary Regional High, St. John's



* Data from the 2011-2012 AGR(Enrolment/Age as of the last day in Sept./Dec.)

** Newfoundland Statistics Classification System

*** May include itinerant teachers

District 4 - Eastern

#342 - MacDonald Drive Elementary, St. John's

Grades: K-6

Number of Grades: 7

[FTE Teachers](#) *** : 28.0

Classification: Urban

Offers Distance Education: No

[School FTE PTR : 13.0](#)

[District FTE PTR : 12.7](#)

[Provincial FTE PTR : 11.9](#)

Enrolment By Age and Gender

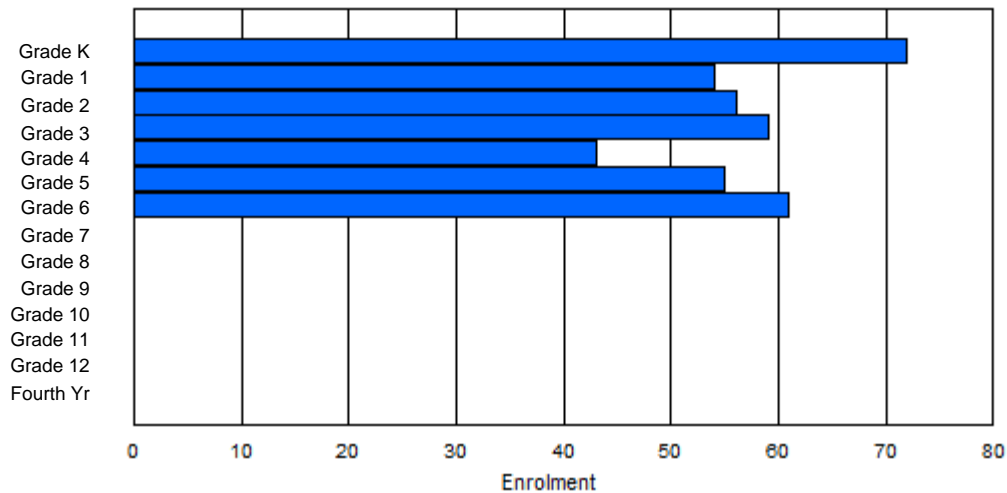
Gender	Age																Total
	5	6	7	8	9	10	11	12	13	14	15	16	17	18	19	20>	
Male	36	25	28	32	22	26	37	1	0	0	0	0	0	0	0	0	207
Female	34	31	28	25	23	29	23	0	0	0	0	0	0	0	0	0	193
Total	70	56	56	57	45	55	60	1	0	0	0	0	0	0	0	0	400

Enrolment By Grade and Gender

Gender	Grade														Total
	K	1	2	3	4	5	6	7	8	9	10	11	12	4th	
Male	38	23	28	32	22	26	38	0	0	0	0	0	0	0	207
Female	34	31	28	27	21	29	23	0	0	0	0	0	0	0	193
Total	72	54	56	59	43	55	61	0	0	0	0	0	0	0	400

Enrolment By Grade

For 342 - MacDonald Drive Elementary, St. John's



* Data from the 2011-2012 AGR(Enrolment/Age as of the last day in Sept./Dec.)

** Newfoundland Statistics Classification System

*** May include itinerant teachers

District 4 - Eastern

#343 - MacDonald Drive Junior High, St. John's

Grades: 7-9

Number of Grades: 3

[FTE Teachers](#) *** : 48.3

Classification: Urban

Offers Distance Education: No

[School FTE PTR : 14.4](#)

[District FTE PTR : 12.7](#)

[Provincial FTE PTR : 11.9](#)

Enrolment By Age and Gender

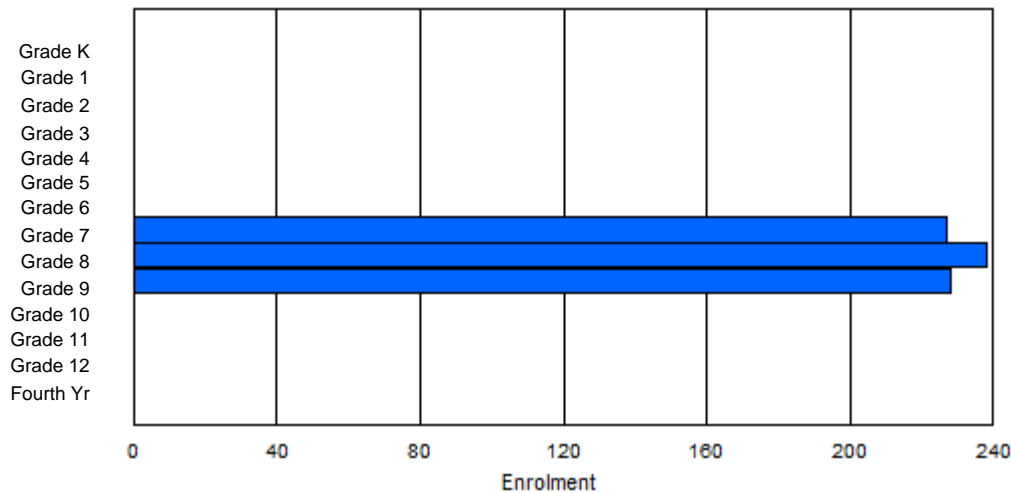
Gender	Age																Total
	5	6	7	8	9	10	11	12	13	14	15	16	17	18	19	20>	
Male	0	0	0	0	0	0	0	102	113	130	9	0	0	0	0	0	354
Female	0	0	0	0	0	0	2	117	114	104	2	0	0	0	0	0	339
Total	0	0	0	0	0	0	2	219	227	234	11	0	0	0	0	0	693

Enrolment By Grade and Gender

Gender	Grade														Total
	K	1	2	3	4	5	6	7	8	9	10	11	12	4th	
Male	0	0	0	0	0	0	0	106	122	126	0	0	0	0	354
Female	0	0	0	0	0	0	0	121	116	102	0	0	0	0	339
Total	0	0	0	0	0	0	0	227	238	228	0	0	0	0	693

Enrolment By Grade

For 343 - MacDonald Drive Junior High, St. John's



* Data from the 2011-2012 AGR(Enrolment/Age as of the last day in Sept./Dec.)

** Newfoundland Statistics Classification System

*** May include itinerant teachers

District 4 - Eastern

#345 - Mary Queen of Peace Elementary, St. John's

Grades: K-6

Number of Grades: 7

[FTE Teachers](#) *** : 47.0

Classification: Urban

Offers Distance Education: No

[School FTE PTR : 14.0](#)

[District FTE PTR : 12.7](#)

[Provincial FTE PTR : 11.9](#)

Enrolment By Age and Gender

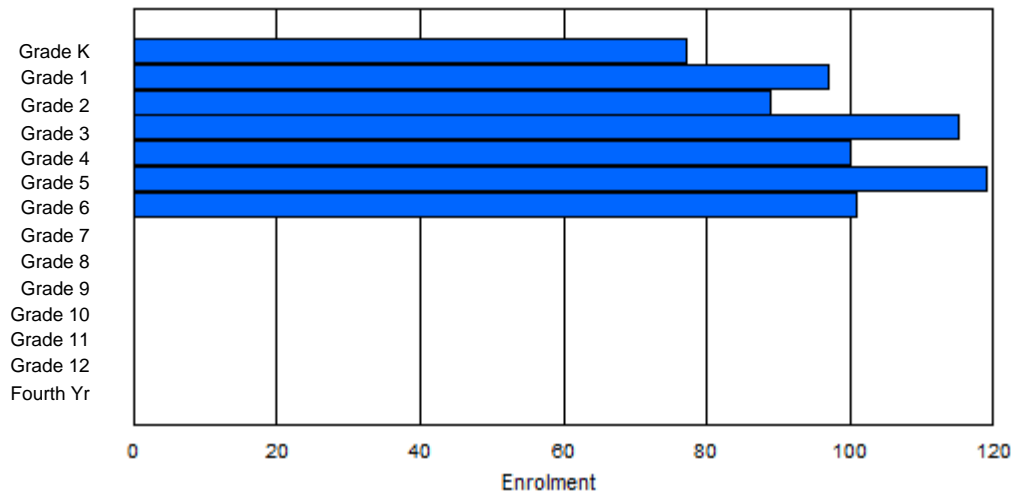
Gender	Age																Total
	5	6	7	8	9	10	11	12	13	14	15	16	17	18	19	20>	
Male	35	46	53	46	48	58	61	2	0	0	0	0	0	0	0	0	349
Female	40	52	36	65	53	63	38	2	0	0	0	0	0	0	0	0	349
Total	75	98	89	111	101	121	99	4	0	0	0	0	0	0	0	0	698

Enrolment By Grade and Gender

Gender	Grade														Total
	K	1	2	3	4	5	6	7	8	9	10	11	12	4th	
Male	36	47	52	49	47	55	63	0	0	0	0	0	0	0	349
Female	41	50	37	66	53	64	38	0	0	0	0	0	0	0	349
Total	77	97	89	115	100	119	101	0	0	0	0	0	0	0	698

Enrolment By Grade

For 345 - Mary Queen of Peace Elementary, St. John's



* Data from the 2011-2012 AGR(Enrolment/Age as of the last day in Sept./Dec.)

** Newfoundland Statistics Classification System

*** May include itinerant teachers

District 4 - Eastern

#347 - Prince of Wales Collegiate, St. John's

Classification: Urban
Offers Distance Education: Yes

Grades: 10-12 Number of Grades: 3

[School FTE PTR : 16.7](#)
[District FTE PTR : 12.7](#)
[Provincial FTE PTR : 11.9](#)

[FTE Teachers](#) *** : 44.7

Enrolment By Age and Gender

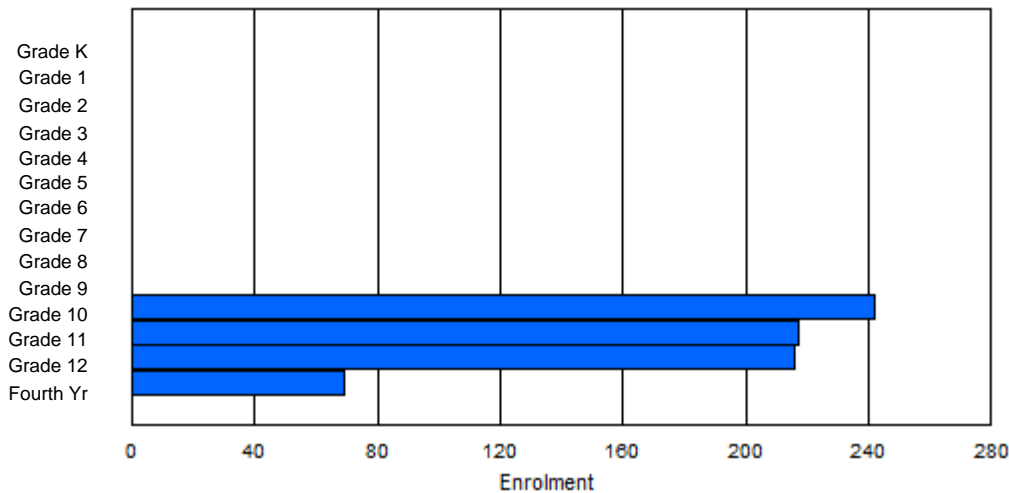
Gender	Age																	Total
	5	6	7	8	9	10	11	12	13	14	15	16	17	18	19	20>		
Male	0	0	0	0	0	0	0	0	0	1	111	114	104	46	10	1	387	
Female	0	0	0	0	0	0	0	0	0	0	97	102	118	30	9	1	357	
Total	0	0	0	0	0	0	0	0	0	1	208	216	222	76	19	2	744	

Enrolment By Grade and Gender

Gender	Grade															Total
	K	1	2	3	4	5	6	7	8	9	10	11	12	4th		
Male	0	0	0	0	0	0	0	0	0	0	132	114	103	38	387	
Female	0	0	0	0	0	0	0	0	0	0	110	103	113	31	357	
Total	0	0	0	0	0	0	0	0	0	0	242	217	216	69	744	

Enrolment By Grade

For 347 - Prince of Wales Collegiate, St. John's



* Data from the 2011-2012 AGR(Enrolment/Age as of the last day in Sept./Dec.)

** Newfoundland Statistics Classification System

*** May include itinerant teachers

District 4 - Eastern

#348 - Roncalli Elementary, St. John's

Classification: Urban
Offers Distance Education: No

Grades: K-6

Number of Grades: 7

[School FTE PTR : 12.7](#)

[District FTE PTR : 12.7](#)

[Provincial FTE PTR : 11.9](#)

[FTE Teachers](#) *** : 25.4

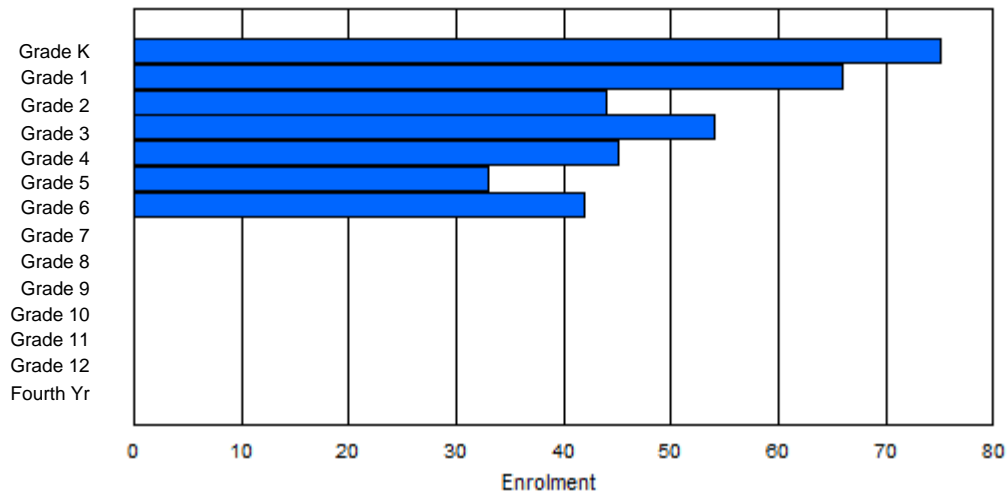
Enrolment By Age and Gender

Gender	Age																Total
	5	6	7	8	9	10	11	12	13	14	15	16	17	18	19	20>	
Male	44	36	26	25	23	20	27	0	0	0	0	0	0	0	0	0	201
Female	29	30	20	26	22	16	14	1	0	0	0	0	0	0	0	0	158
Total	73	66	46	51	45	36	41	1	0	0	0	0	0	0	0	0	359

Enrolment By Grade and Gender

Gender	Grade														Total
	K	1	2	3	4	5	6	7	8	9	10	11	12	4th	
Male	46	36	24	27	23	19	26	0	0	0	0	0	0	0	201
Female	29	30	20	27	22	14	16	0	0	0	0	0	0	0	158
Total	75	66	44	54	45	33	42	0	0	0	0	0	0	0	359

Enrolment By Grade
For 348 - Roncalli Elementary, St. John's



* Data from the 2011-2012 AGR(Enrolment/Age as of the last day in Sept./Dec.)

** Newfoundland Statistics Classification System

*** May include itinerant teachers

District 4 - Eastern

#349 - St. Andrew's Elementary, St. John's

Classification: Urban
Offers Distance Education: No

Grades: K-6 Number of Grades: 7

[School FTE PTR : 9.1](#)
[District FTE PTR : 12.7](#)
[Provincial FTE PTR : 11.9](#)

[FTE Teachers](#) *** : 19.3

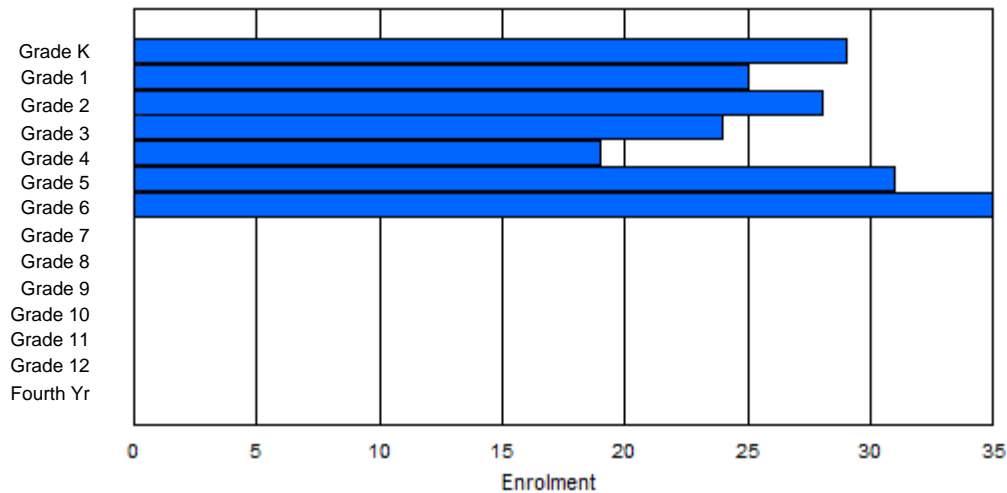
Enrolment By Age and Gender

Gender	Age																Total
	5	6	7	8	9	10	11	12	13	14	15	16	17	18	19	20>	
Male	18	8	16	16	10	16	16	3	0	0	0	0	0	0	0	0	103
Female	11	16	11	10	8	15	15	2	0	0	0	0	0	0	0	0	88
Total	29	24	27	26	18	31	31	5	0	0	0	0	0	0	0	0	191

Enrolment By Grade and Gender

Gender	Grade														Total
	K	1	2	3	4	5	6	7	8	9	10	11	12	4th	
Male	18	8	18	14	10	17	18	0	0	0	0	0	0	0	103
Female	11	17	10	10	9	14	17	0	0	0	0	0	0	0	88
Total	29	25	28	24	19	31	35	0	0	0	0	0	0	0	191

Enrolment By Grade
For 349 - St. Andrew's Elementary, St. John's



* Data from the 2011-2012 AGR(Enrolment/Age as of the last day in Sept./Dec.)

** Newfoundland Statistics Classification System

*** May include itinerant teachers

District 4 - Eastern

#350 - St. John Bosco School, St. John's

Classification: Urban
Offers Distance Education: No

Grades: K-9 Number of Grades: 10

[School FTE PTR : 10.8](#)
[District FTE PTR : 12.7](#)
[Provincial FTE PTR : 11.9](#)

[FTE Teachers](#) *** : 19.4

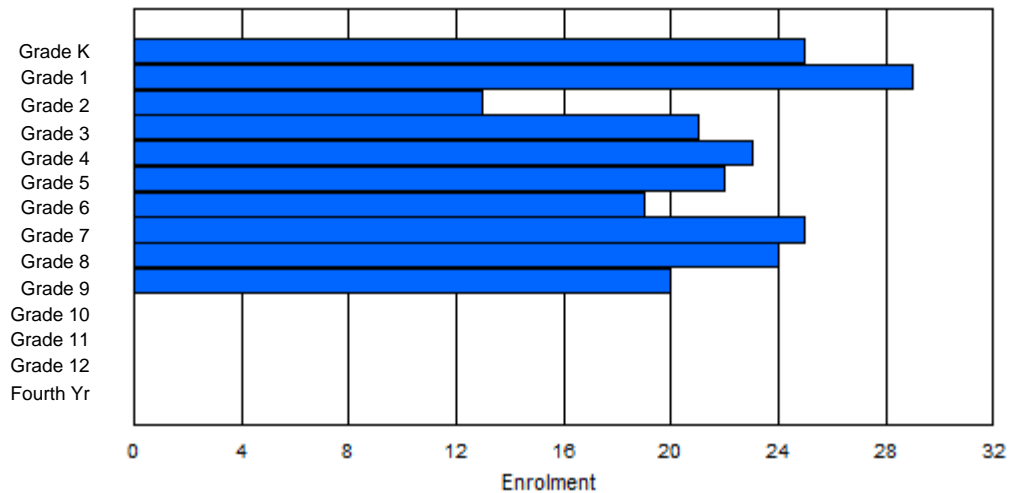
Enrolment By Age and Gender

Gender	Age																Total
	5	6	7	8	9	10	11	12	13	14	15	16	17	18	19	20>	
Male	16	20	6	11	9	14	15	13	13	8	2	0	0	0	0	0	127
Female	8	10	7	10	14	7	4	10	13	10	1	0	0	0	0	0	94
Total	24	30	13	21	23	21	19	23	26	18	3	0	0	0	0	0	221

Enrolment By Grade and Gender

Gender	Grade														Total
	K	1	2	3	4	5	6	7	8	9	10	11	12	4th	
Male	17	19	6	11	8	16	14	14	13	9	0	0	0	0	127
Female	8	10	7	10	15	6	5	11	11	11	0	0	0	0	94
Total	25	29	13	21	23	22	19	25	24	20	0	0	0	0	221

Enrolment By Grade
For 350 - St. John Bosco School, St. John's



* Data from the 2011-2012 AGR(Enrolment/Age as of the last day in Sept./Dec.)

** Newfoundland Statistics Classification System

*** May include itinerant teachers

District 4 - Eastern

#353 - St. Kevin's Junior High, St. John's (Goulds)

Classification: Urban
Offers Distance Education: No

Grades: 7-9 Number of Grades: 3

[School FTE PTR : 12.7](#)
[District FTE PTR : 12.7](#)
[Provincial FTE PTR : 11.9](#)

[FTE Teachers](#) *** : 22.0

Enrolment By Age and Gender

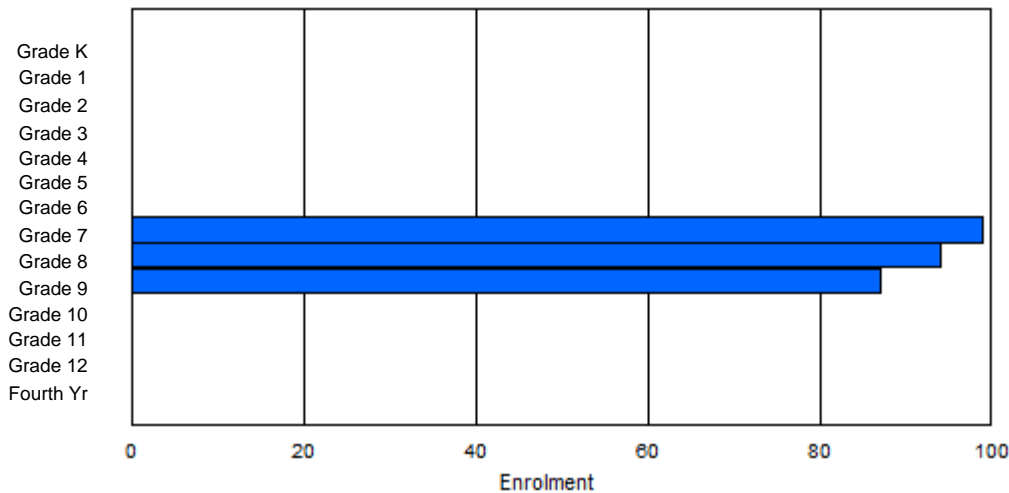
Gender	Age																Total
	5	6	7	8	9	10	11	12	13	14	15	16	17	18	19	20>	
Male	0	0	0	0	0	0	0	48	49	45	3	0	0	0	0	0	145
Female	0	0	0	0	0	0	0	48	42	44	1	0	0	0	0	0	135
Total	0	0	0	0	0	0	0	96	91	89	4	0	0	0	0	0	280

Enrolment By Grade and Gender

Gender	Grade														Total
	K	1	2	3	4	5	6	7	8	9	10	11	12	4th	
Male	0	0	0	0	0	0	0	51	51	43	0	0	0	0	145
Female	0	0	0	0	0	0	0	48	43	44	0	0	0	0	135
Total	0	0	0	0	0	0	0	99	94	87	0	0	0	0	280

Enrolment By Grade

For 353 - St. Kevin's Junior High, St. John's (Goulds)



* Data from the 2011-2012 AGR(Enrolment/Age as of the last day in Sept./Dec.)

** Newfoundland Statistics Classification System

*** May include itinerant teachers

District 4 - Eastern

#354 - St. Kevin's High, St. John's (Goulds)

Classification: Urban
Offers Distance Education: No

Grades: 10-12 Number of Grades: 3

[School FTE PTR : 15.8](#)
[District FTE PTR : 12.7](#)
[Provincial FTE PTR : 11.9](#)

[FTE Teachers](#) *** : 22.0

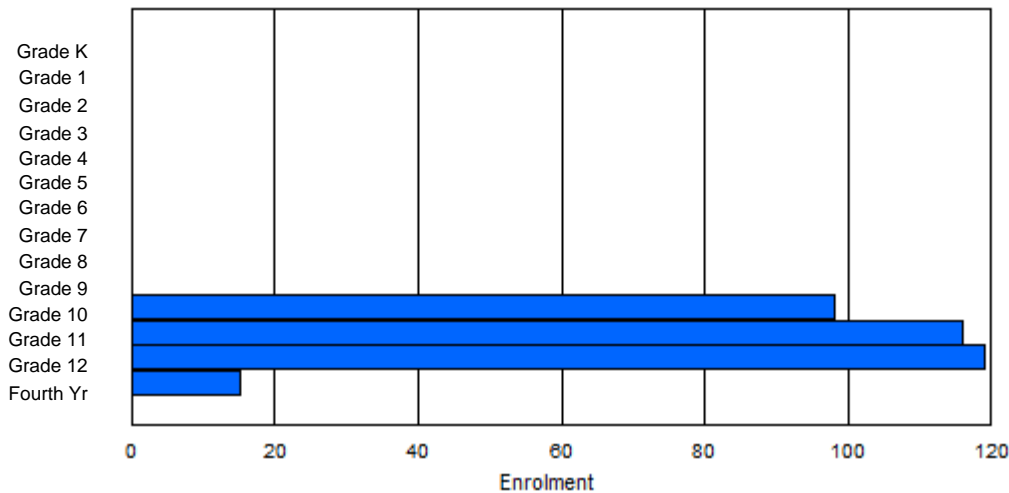
Enrolment By Age and Gender

Gender	Age																	Total
	5	6	7	8	9	10	11	12	13	14	15	16	17	18	19	20>		
Male	0	0	0	0	0	0	0	0	0	0	50	54	56	18	4	1	183	
Female	0	0	0	0	0	0	0	0	0	0	40	60	56	9	0	0	165	
Total	0	0	0	0	0	0	0	0	0	0	90	114	112	27	4	1	348	

Enrolment By Grade and Gender

Gender	Grade															Total
	K	1	2	3	4	5	6	7	8	9	10	11	12	4th		
Male	0	0	0	0	0	0	0	0	0	0	58	53	61	11	183	
Female	0	0	0	0	0	0	0	0	0	0	40	63	58	4	165	
Total	0	0	0	0	0	0	0	0	0	0	98	116	119	15	348	

Enrolment By Grade
For 354 - St. Kevin's High, St. John's (Goulds)



* Data from the 2011-2012 AGR(Enrolment/Age as of the last day in Sept./Dec.)

** Newfoundland Statistics Classification System

*** May include itinerant teachers

District 4 - Eastern

#355 - St. Mary's Elementary, St. John's

Grades: K-6

Number of Grades: 7

[FTE Teachers](#) *** : 11.4

Classification: Urban

Offers Distance Education: No

[School FTE PTR : 12.4](#)

[District FTE PTR : 12.7](#)

[Provincial FTE PTR : 11.9](#)

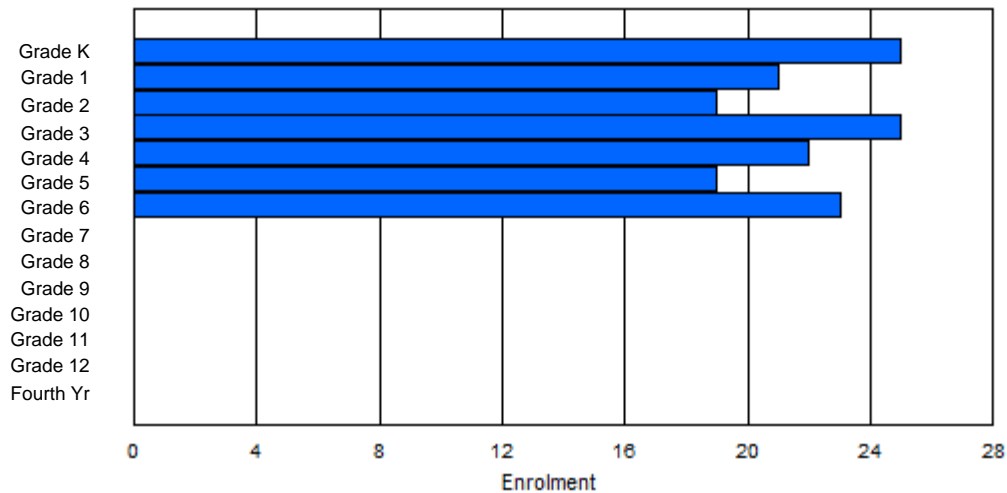
Enrolment By Age and Gender

Gender	Age																Total
	5	6	7	8	9	10	11	12	13	14	15	16	17	18	19	20>	
Male	13	14	11	14	15	12	9	0	0	0	0	0	0	0	0	0	88
Female	11	8	8	11	7	6	14	1	0	0	0	0	0	0	0	0	66
Total	24	22	19	25	22	18	23	1	0	0	0	0	0	0	0	0	154

Enrolment By Grade and Gender

Gender	Grade														Total
	K	1	2	3	4	5	6	7	8	9	10	11	12	4th	
Male	14	13	11	14	15	13	8	0	0	0	0	0	0	0	88
Female	11	8	8	11	7	6	15	0	0	0	0	0	0	0	66
Total	25	21	19	25	22	19	23	0	0	0	0	0	0	0	154

Enrolment By Grade
For 355 - St. Mary's Elementary, St. John's



* Data from the 2011-2012 AGR(Enrolment/Age as of the last day in Sept./Dec.)

** Newfoundland Statistics Classification System

*** May include itinerant teachers

District 4 - Eastern

#356 - St. Matthews Elementary, St. John's

Classification: Urban
Offers Distance Education: No

Grades: K-7 Number of Grades: 8

[School FTE PTR : 11.9](#)
[District FTE PTR : 12.7](#)
[Provincial FTE PTR : 11.9](#)

[FTE Teachers](#) *** : 38.0

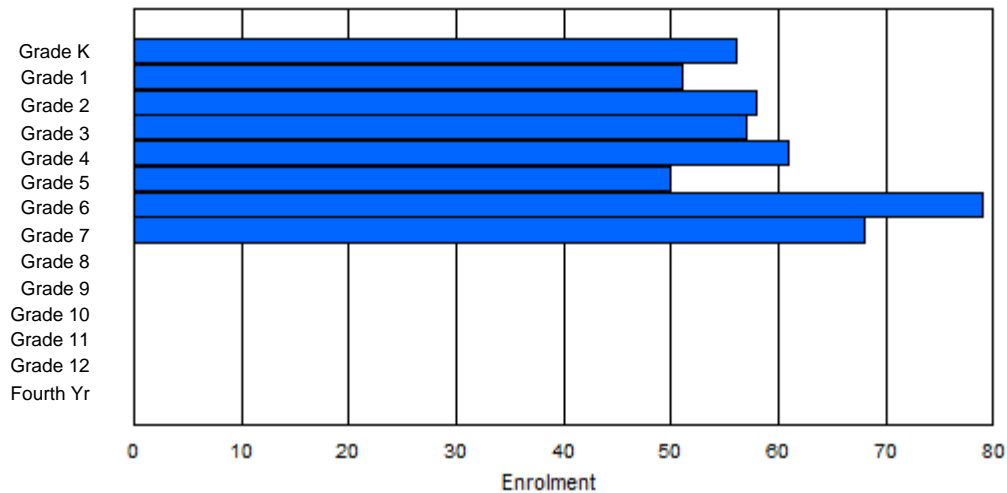
Enrolment By Age and Gender

Gender	Age																Total
	5	6	7	8	9	10	11	12	13	14	15	16	17	18	19	20>	
Male	31	20	29	26	28	19	44	31	2	0	0	0	1	0	0	0	231
Female	25	27	29	33	33	32	35	34	1	0	0	0	0	0	0	0	249
Total	56	47	58	59	61	51	79	65	3	0	0	0	1	0	0	0	480

Enrolment By Grade and Gender

Gender	Grade														Total
	K	1	2	3	4	5	6	7	8	9	10	11	12	4th	
Male	31	24	28	25	27	19	44	33	0	0	0	0	0	0	231
Female	25	27	30	32	34	31	35	35	0	0	0	0	0	0	249
Total	56	51	58	57	61	50	79	68	0	0	0	0	0	0	480

Enrolment By Grade
For 356 - St. Matthews Elementary, St. John's



* Data from the 2011-2012 AGR(Enrolment/Age as of the last day in Sept./Dec.)

** Newfoundland Statistics Classification System

*** May include itinerant teachers

District 4 - Eastern

#359 - St. Paul's Junior High, St. John's

Classification: Urban
Offers Distance Education: No

Grades: 7-9

Number of Grades: 3

[School FTE PTR : 13.0](#)

[District FTE PTR : 12.7](#)

[Provincial FTE PTR : 11.9](#)

[FTE Teachers](#) *** : 29.3

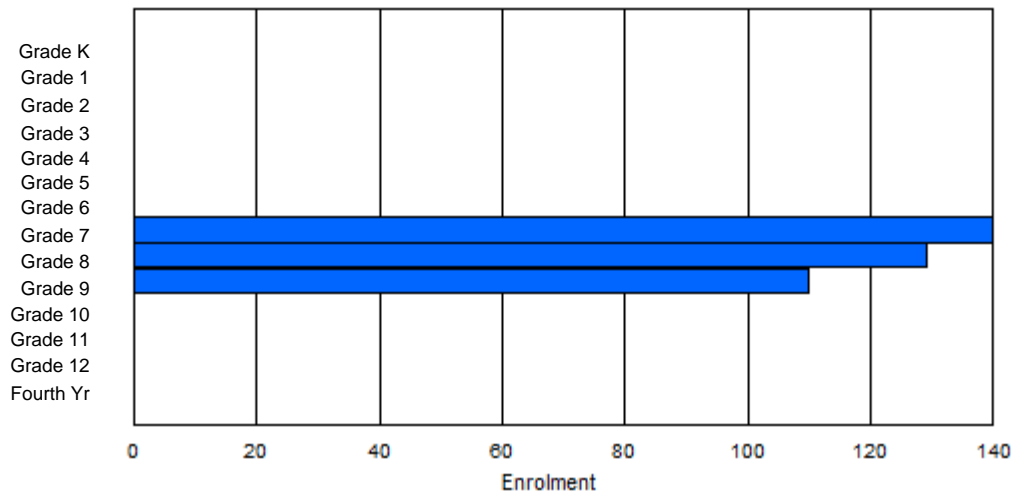
Enrolment By Age and Gender

Gender	Age																Total
	5	6	7	8	9	10	11	12	13	14	15	16	17	18	19	20>	
Male	0	0	0	0	0	0	0	53	63	55	3	0	0	0	0	0	174
Female	0	0	0	0	0	0	0	81	65	58	1	0	0	0	0	0	205
Total	0	0	0	0	0	0	0	134	128	113	4	0	0	0	0	0	379

Enrolment By Grade and Gender

Gender	Grade														Total
	K	1	2	3	4	5	6	7	8	9	10	11	12	4th	
Male	0	0	0	0	0	0	0	55	66	53	0	0	0	0	174
Female	0	0	0	0	0	0	0	85	63	57	0	0	0	0	205
Total	0	0	0	0	0	0	0	140	129	110	0	0	0	0	379

Enrolment By Grade
For 359 - St. Paul's Junior High, St. John's



* Data from the 2011-2012 AGR(Enrolment/Age as of the last day in Sept./Dec.)

** Newfoundland Statistics Classification System

*** May include itinerant teachers

District 4 - Eastern

#360 - Rennie's River Elementary School, St. John's

Grades: K-6

Number of Grades: 7

[FTE Teachers](#) *** : 24.0

Classification: Urban

Offers Distance Education: No

[School FTE PTR : 12.1](#)

[District FTE PTR : 12.7](#)

[Provincial FTE PTR : 11.9](#)

Enrolment By Age and Gender

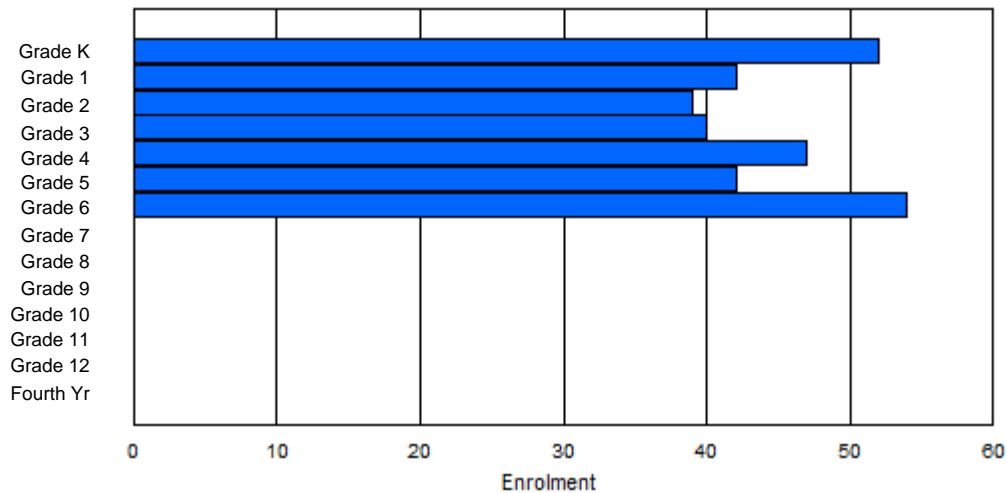
Gender	Age																Total
	5	6	7	8	9	10	11	12	13	14	15	16	17	18	19	20>	
Male	33	26	19	22	32	27	21	6	0	0	0	0	0	0	0	0	186
Female	17	15	22	16	15	20	25	0	0	0	0	0	0	0	0	0	130
Total	50	41	41	38	47	47	46	6	0	0	0	0	0	0	0	0	316

Enrolment By Grade and Gender

Gender	Grade														Total
	K	1	2	3	4	5	6	7	8	9	10	11	12	4th	
Male	35	27	17	23	32	25	27	0	0	0	0	0	0	0	186
Female	17	15	22	17	15	17	27	0	0	0	0	0	0	0	130
Total	52	42	39	40	47	42	54	0	0	0	0	0	0	0	316

Enrolment By Grade

For 360 - Rennie's River Elementary School, St. John's



* Data from the 2011-2012 AGR(Enrolment/Age as of the last day in Sept./Dec.)

** Newfoundland Statistics Classification System

*** May include itinerant teachers

District 4 - Eastern

#362 - St. Teresa's School/Ecole Ste-Thérèse, St. John's

Classification: Urban
Offers Distance Education: No

Grades: K-6 Number of Grades: 7

[School FTE PTR : 12.6](#)
[District FTE PTR : 12.7](#)
[Provincial FTE PTR : 11.9](#)

[FTE Teachers](#) *** : 30.1

Enrolment By Age and Gender

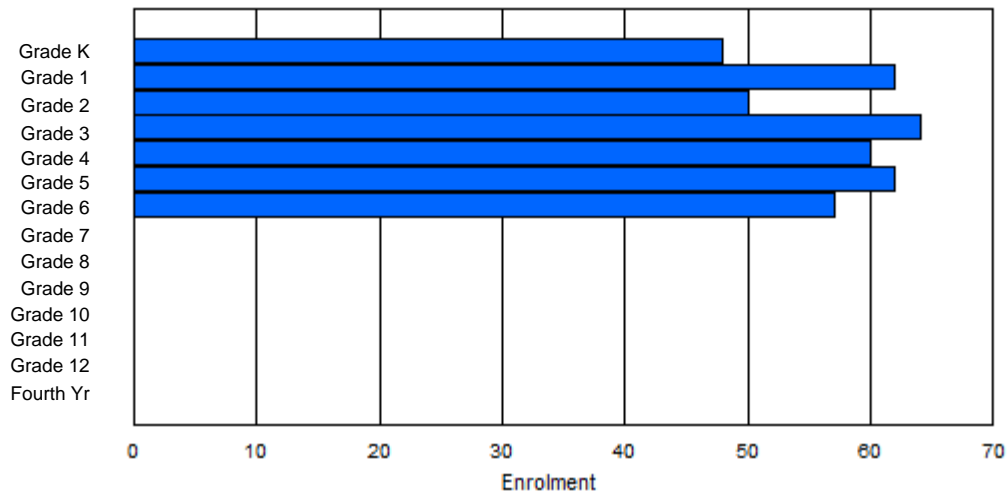
Gender	Age																Total
	5	6	7	8	9	10	11	12	13	14	15	16	17	18	19	20>	
Male	27	28	18	27	25	30	37	2	0	0	0	0	0	0	0	0	194
Female	19	36	29	38	38	29	20	0	0	0	0	0	0	0	0	0	209
Total	46	64	47	65	63	59	57	2	0	0	0	0	0	0	0	0	403

Enrolment By Grade and Gender

Gender	Grade														Total
	K	1	2	3	4	5	6	7	8	9	10	11	12	4th	
Male	28	27	20	25	25	32	37	0	0	0	0	0	0	0	194
Female	20	35	30	39	35	30	20	0	0	0	0	0	0	0	209
Total	48	62	50	64	60	62	57	0	0	0	0	0	0	0	403

Enrolment By Grade

For 362 - St. Teresa's School/Ecole Ste-Thérèse, St. John's



* Data from the 2011-2012 AGR(Enrolment/Age as of the last day in Sept./Dec.)

** Newfoundland Statistics Classification System

*** May include itinerant teachers

District 4 - Eastern

#363 - Vanier Elementary, St. John's

Classification: Urban
Offers Distance Education: No

Grades: K-6 Number of Grades: 7

[School FTE PTR : 13.0](#)
[District FTE PTR : 12.7](#)
[Provincial FTE PTR : 11.9](#)

[FTE Teachers](#) *** : 21.8

Enrolment By Age and Gender

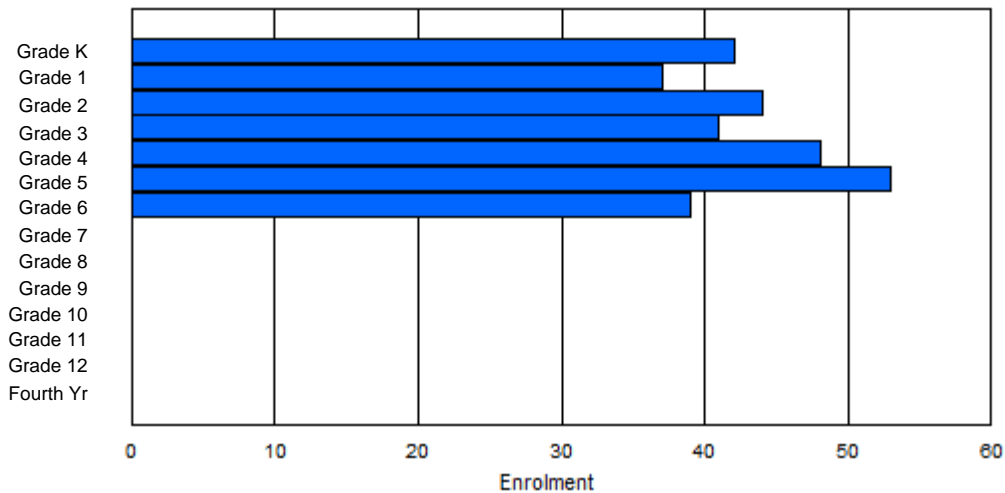
Gender	Age																Total
	5	6	7	8	9	10	11	12	13	14	15	16	17	18	19	20>	
Male	26	13	26	18	23	31	17	1	0	0	0	0	0	0	0	0	155
Female	15	24	18	22	26	22	21	1	0	0	0	0	0	0	0	0	149
Total	41	37	44	40	49	53	38	2	0	0	0	0	0	0	0	0	304

Enrolment By Grade and Gender

Gender	Grade														Total
	K	1	2	3	4	5	6	7	8	9	10	11	12	4th	
Male	27	13	25	19	23	31	17	0	0	0	0	0	0	0	155
Female	15	24	19	22	25	22	22	0	0	0	0	0	0	0	149
Total	42	37	44	41	48	53	39	0	0	0	0	0	0	0	304

Enrolment By Grade

For 363 - Vanier Elementary, St. John's



* Data from the 2011-2012 AGR(Enrolment/Age as of the last day in Sept./Dec.)

** Newfoundland Statistics Classification System

*** May include itinerant teachers

District 4 - Eastern

#364 - Virginia Park Elementary, St. John's

Grades: K-6

Number of Grades: 7

[FTE Teachers](#) *** : 19.0

Classification: Urban

Offers Distance Education: No

[School FTE PTR : 9.5](#)

[District FTE PTR : 12.7](#)

[Provincial FTE PTR : 11.9](#)

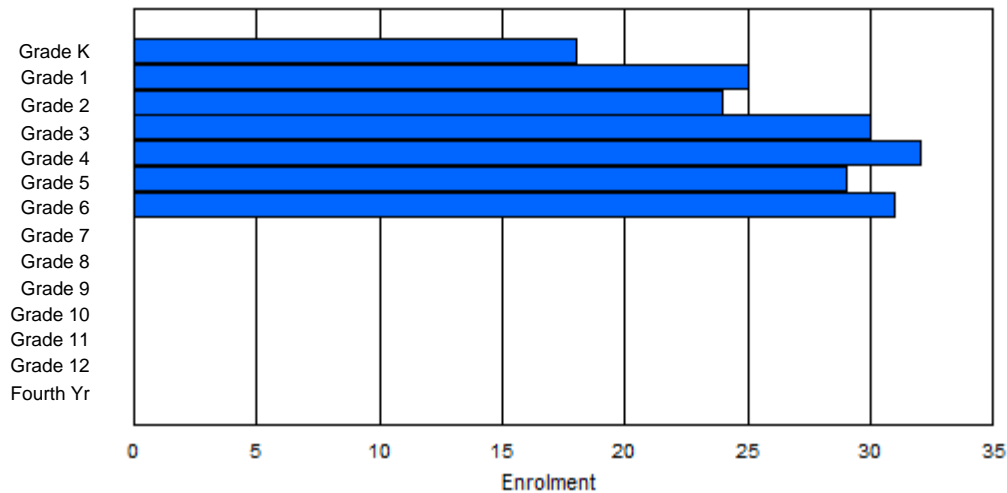
Enrolment By Age and Gender

Gender	Age																Total
	5	6	7	8	9	10	11	12	13	14	15	16	17	18	19	20>	
Male	12	13	15	21	15	12	14	0	0	0	0	0	0	0	0	0	102
Female	6	10	10	8	16	18	15	4	0	0	0	0	0	0	0	0	87
Total	18	23	25	29	31	30	29	4	0	0	0	0	0	0	0	0	189

Enrolment By Grade and Gender

Gender	Grade														Total
	K	1	2	3	4	5	6	7	8	9	10	11	12	4th	
Male	12	15	14	19	19	10	13	0	0	0	0	0	0	0	102
Female	6	10	10	11	13	19	18	0	0	0	0	0	0	0	87
Total	18	25	24	30	32	29	31	0	0	0	0	0	0	0	189

Enrolment By Grade
For 364 - Virginia Park Elementary, St. John's



* Data from the 2011-2012 AGR(Enrolment/Age as of the last day in Sept./Dec.)

** Newfoundland Statistics Classification System

*** May include itinerant teachers

District 4 - Eastern

#366 - Topsail Elementary, Conception Bay South (Topsail)

Classification: Urban
Offers Distance Education: No

Grades: K-4 Number of Grades: 5

[School FTE PTR : 13.4](#)
[District FTE PTR : 12.7](#)
[Provincial FTE PTR : 11.9](#)

[FTE Teachers](#) *** : 31.8

Enrolment By Age and Gender

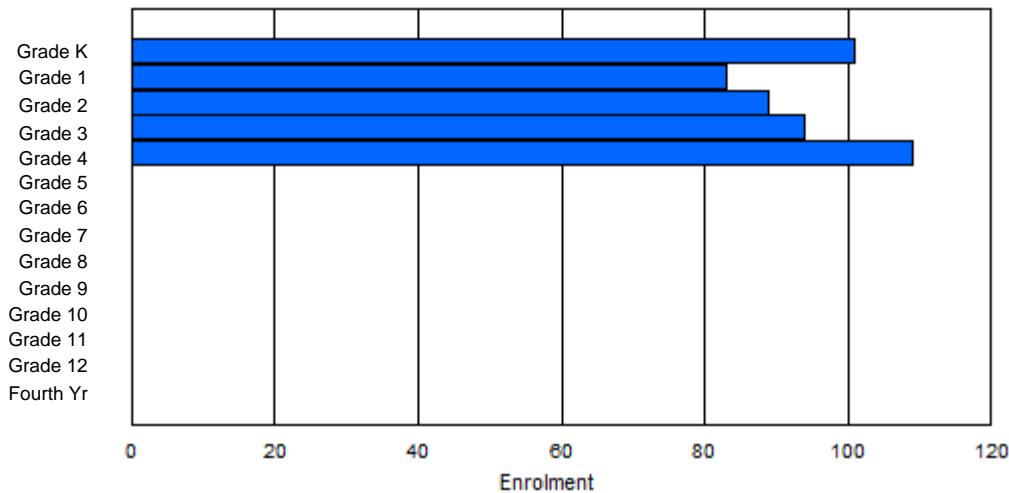
Gender	Age																Total
	5	6	7	8	9	10	11	12	13	14	15	16	17	18	19	20>	
Male	48	44	55	50	47	2	0	0	0	0	0	0	0	0	0	0	246
Female	53	39	35	41	59	3	0	0	0	0	0	0	0	0	0	0	230
Total	101	83	90	91	106	5	0	0	0	0	0	0	0	0	0	0	476

Enrolment By Grade and Gender

Gender	Grade														Total
	K	1	2	3	4	5	6	7	8	9	10	11	12	4th	
Male	48	44	54	52	48	0	0	0	0	0	0	0	0	0	246
Female	53	39	35	42	61	0	0	0	0	0	0	0	0	0	230
Total	101	83	89	94	109	0	0	0	0	0	0	0	0	0	476

Enrolment By Grade

For 366 - Topsail Elementary, Conception Bay South (Topsail)



* Data from the 2011-2012 AGR(Enrolment/Age as of the last day in Sept./Dec.)

** Newfoundland Statistics Classification System

*** May include itinerant teachers

District 4 - Eastern

#367 - Holy Trinity Elementary, Torbay

Classification: Urban
Offers Distance Education: No

Grades: K-6 Number of Grades: 7

[School FTE PTR : 14.2](#)
[District FTE PTR : 12.7](#)
[Provincial FTE PTR : 11.9](#)

[FTE Teachers](#) *** : 45.6

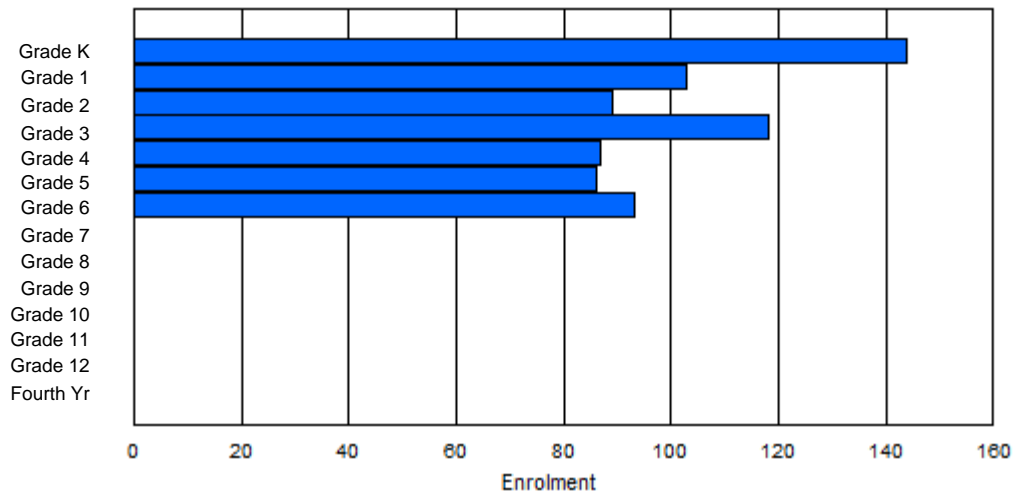
Enrolment By Age and Gender

Gender	Age																Total
	5	6	7	8	9	10	11	12	13	14	15	16	17	18	19	20>	
Male	65	56	38	52	41	39	48	3	0	0	0	0	0	0	0	0	342
Female	76	50	48	66	47	47	43	1	0	0	0	0	0	0	0	0	378
Total	141	106	86	118	88	86	91	4	0	0	0	0	0	0	0	0	720

Enrolment By Grade and Gender

Gender	Grade														Total
	K	1	2	3	4	5	6	7	8	9	10	11	12	4th	
Male	68	53	40	52	39	40	50	0	0	0	0	0	0	0	342
Female	76	50	49	66	48	46	43	0	0	0	0	0	0	0	378
Total	144	103	89	118	87	86	93	0	0	0	0	0	0	0	720

Enrolment By Grade
For 367 - Holy Trinity Elementary, Torbay



* Data from the 2011-2012 AGR(Enrolment/Age as of the last day in Sept./Dec.)

** Newfoundland Statistics Classification System

*** May include itinerant teachers

District 4 - Eastern

#368 - Holy Trinity High, Torbay

Classification: Urban
Offers Distance Education: No

Grades: 7-12

Number of Grades: 6

[School FTE PTR : 16.2](#)

[District FTE PTR : 12.7](#)

[Provincial FTE PTR : 11.9](#)

[FTE Teachers](#) *** : 44.3

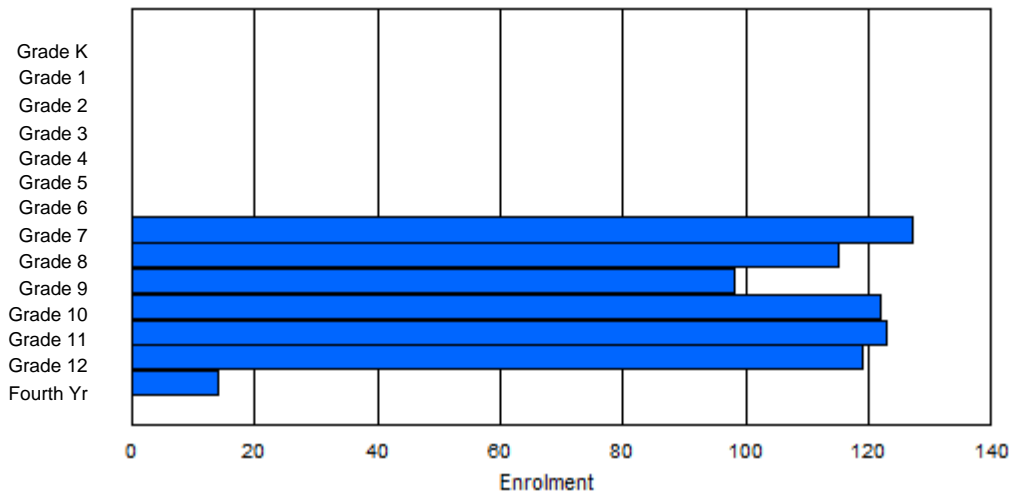
Enrolment By Age and Gender

Gender	Age																Total
	5	6	7	8	9	10	11	12	13	14	15	16	17	18	19	20>	
Male	0	0	0	0	0	0	0	61	65	51	60	55	64	7	4	1	368
Female	0	0	0	0	0	0	1	64	47	47	58	63	58	10	1	1	350
Total	0	0	0	0	0	0	1	125	112	98	118	118	122	17	5	2	718

Enrolment By Grade and Gender

Gender	Grade														Total
	K	1	2	3	4	5	6	7	8	9	10	11	12	4th	
Male	0	0	0	0	0	0	0	62	66	53	59	63	59	6	368
Female	0	0	0	0	0	0	0	65	49	45	63	60	60	8	350
Total	0	0	0	0	0	0	0	127	115	98	122	123	119	14	718

Enrolment By Grade
For 368 - Holy Trinity High, Torbay



* Data from the 2011-2012 AGR(Enrolment/Age as of the last day in Sept./Dec.)

** Newfoundland Statistics Classification System

*** May include itinerant teachers

District 4 - Eastern

#370 - Stella Maris Academy, Trepassey

Classification: Rural
Offers Distance Education: Yes

Grades: K-6,8-12 Number of Grades: 12

[School FTE PTR : 6.3](#)
[District FTE PTR : 12.7](#)
[Provincial FTE PTR : 11.9](#)

[FTE Teachers](#) *** : 10.5

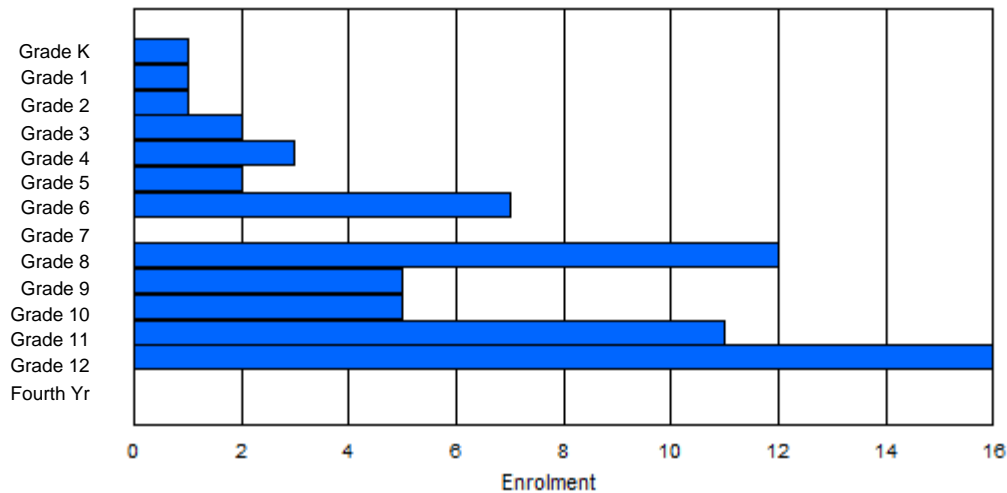
Enrolment By Age and Gender

Gender	Age																	Total
	5	6	7	8	9	10	11	12	13	14	15	16	17	18	19	20>		
Male	0	1	0	1	1	1	6	1	3	2	2	8	8	0	0	0	34	
Female	1	0	1	1	3	0	2	1	6	3	2	3	9	0	0	0	32	
Total	1	1	1	2	4	1	8	2	9	5	4	11	17	0	0	0	66	

Enrolment By Grade and Gender

Gender	K	Grade													4th	Total
		1	2	3	4	5	6	7	8	9	10	11	12			
Male	0	1	0	1	1	1	5	0	5	2	3	8	7	0	34	
Female	1	0	1	1	2	1	2	0	7	3	2	3	9	0	32	
Total	1	1	1	2	3	2	7	0	12	5	5	11	16	0	66	

Enrolment By Grade
For 370 - Stella Maris Academy, Trepassey



* Data from the 2011-2012 AGR(Enrolment/Age as of the last day in Sept./Dec.)

** Newfoundland Statistics Classification System

*** May include itinerant teachers

District 4 - Eastern

#371 - Upper Gullies Elementary, Conception Bay South (Upper Gull)

Classification: Urban
Offers Distance Education: No

Grades: K-6

Number of Grades: 7

[School FTE PTR : 12.7](#)

[District FTE PTR : 12.7](#)

[Provincial FTE PTR : 11.9](#)

[FTE Teachers](#) *** : 30.0

Enrolment By Age and Gender

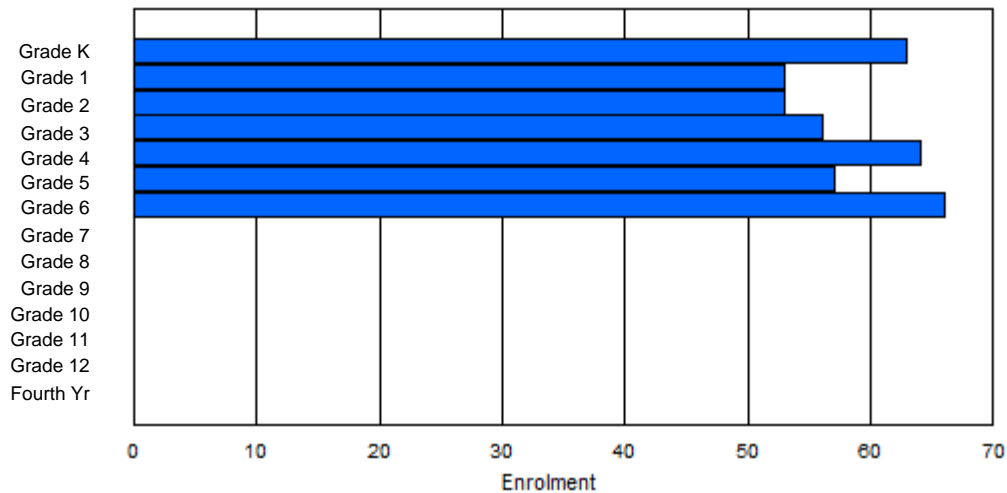
Gender	Age																Total
	5	6	7	8	9	10	11	12	13	14	15	16	17	18	19	20>	
Male	31	32	23	35	35	30	34	0	0	0	1	0	0	0	0	0	221
Female	30	22	29	19	29	30	32	0	0	0	0	0	0	0	0	0	191
Total	61	54	52	54	64	60	66	0	0	0	1	0	0	0	0	0	412

Enrolment By Grade and Gender

Gender	Grade														Total
	K	1	2	3	4	5	6	7	8	9	10	11	12	4th	
Male	33	31	23	36	35	29	34	0	0	0	0	0	0	0	221
Female	30	22	30	20	29	28	32	0	0	0	0	0	0	0	191
Total	63	53	53	56	64	57	66	0	0	0	0	0	0	0	412

Enrolment By Grade

For 371 - Upper Gullies Elementary, Conception Bay South (Upper Gullies)



* Data from the 2011-2012 AGR(Enrolment/Age as of the last day in Sept./Dec.)

** Newfoundland Statistics Classification System

*** May include itinerant teachers

District 4 - Eastern

#372 - St. Bernard's Elementary, Witless Bay

Classification: Urban
Offers Distance Education: No

Grades: K-6 Number of Grades: 7

[School FTE PTR : 10.8](#)
[District FTE PTR : 12.7](#)
[Provincial FTE PTR : 11.9](#)

[FTE Teachers](#) *** : 22.2

Enrolment By Age and Gender

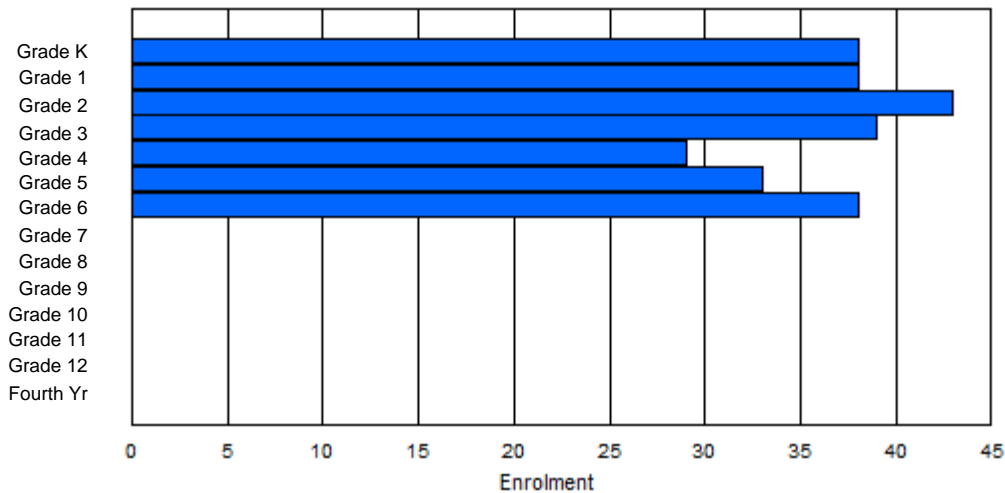
Gender	Age																Total
	5	6	7	8	9	10	11	12	13	14	15	16	17	18	19	20>	
Male	19	23	27	27	13	16	17	1	0	0	0	0	0	0	0	0	143
Female	19	15	13	14	17	17	20	0	0	0	0	0	0	0	0	0	115
Total	38	38	40	41	30	33	37	1	0	0	0	0	0	0	0	0	258

Enrolment By Grade and Gender

Gender	Grade														Total
	K	1	2	3	4	5	6	7	8	9	10	11	12	4th	
Male	19	23	30	25	12	16	18	0	0	0	0	0	0	0	143
Female	19	15	13	14	17	17	20	0	0	0	0	0	0	0	115
Total	38	38	43	39	29	33	38	0	0	0	0	0	0	0	258

Enrolment By Grade

For 372 - St. Bernard's Elementary, Witless Bay



* Data from the 2011-2012 AGR(Enrolment/Age as of the last day in Sept./Dec.)

** Newfoundland Statistics Classification System

*** May include itinerant teachers

District 4 - Eastern

#427 - Holy Name of Mary Academy, Lawn

Classification: Rural
Offers Distance Education: Yes

Grades: K-12

Number of Grades: 13

[School FTE PTR : 7.3](#)

[District FTE PTR : 12.7](#)

[Provincial FTE PTR : 11.9](#)

[FTE Teachers](#) *** : 14.0

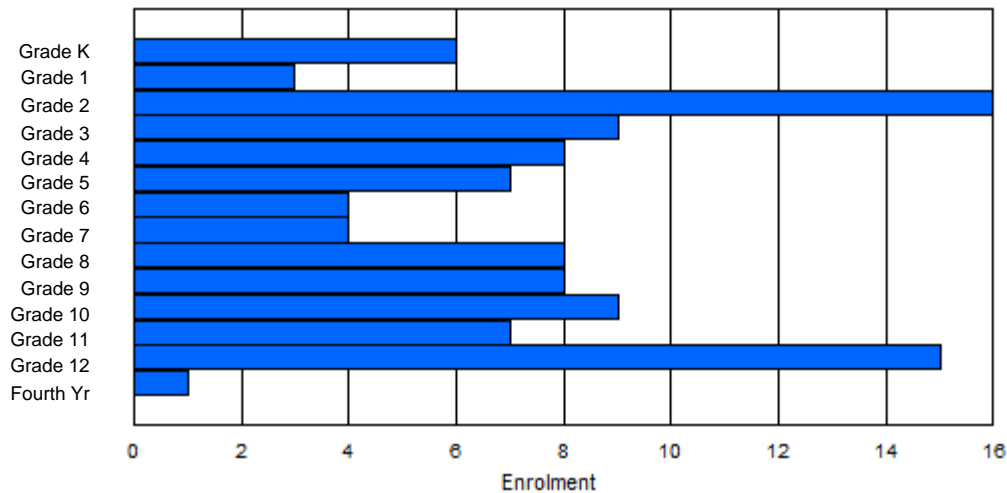
Enrolment By Age and Gender

Gender	Age																	Total
	5	6	7	8	9	10	11	12	13	14	15	16	17	18	19	20>		
Male	3	2	8	5	4	6	3	2	7	6	5	5	7	0	1	0	64	
Female	3	1	8	4	4	1	1	2	1	2	3	3	7	1	0	0	41	
Total	6	3	16	9	8	7	4	4	8	8	8	8	14	1	1	0	105	

Enrolment By Grade and Gender

Gender	K	Grade													Total
		1	2	3	4	5	6	7	8	9	10	11	12	4th	
Male	3	2	8	5	4	6	3	2	7	6	6	4	7	1	64
Female	3	1	8	4	4	1	1	2	1	2	3	3	8	0	41
Total	6	3	16	9	8	7	4	4	8	8	9	7	15	1	105

Enrolment By Grade
For 427 - Holy Name of Mary Academy, Lawn



* Data from the 2011-2012 AGR(Enrolment/Age as of the last day in Sept./Dec.)

** Newfoundland Statistics Classification System

*** May include itinerant teachers

District 4 - Eastern

#428 - Clarenville Middle School, Clarenville

Classification: Urban
Offers Distance Education: No

Grades: 7-9 Number of Grades: 3

[School FTE PTR : 13.4](#)
[District FTE PTR : 12.7](#)
[Provincial FTE PTR : 11.9](#)

[FTE Teachers](#) *** : 25.0

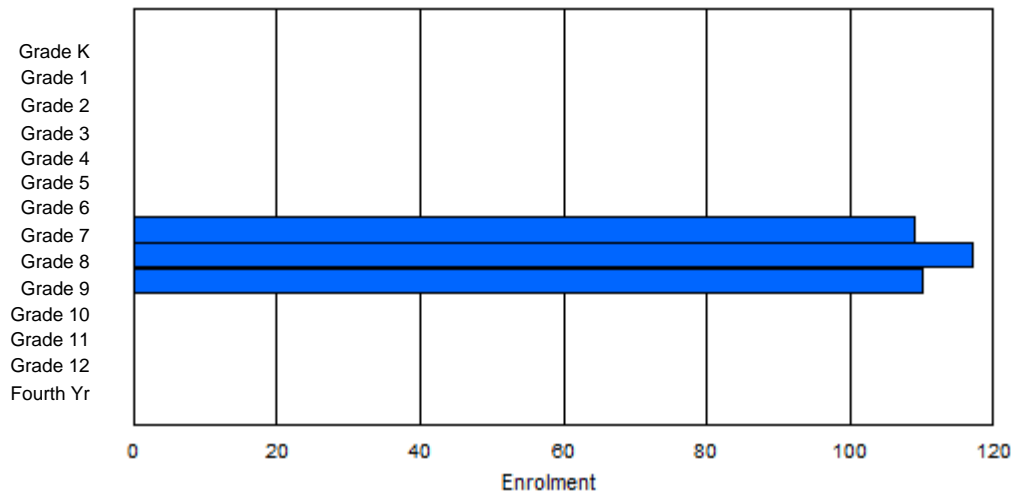
Enrolment By Age and Gender

Gender	Age																Total
	5	6	7	8	9	10	11	12	13	14	15	16	17	18	19	20>	
Male	0	0	0	0	0	0	2	59	68	56	0	1	0	0	0	0	186
Female	0	0	0	0	0	0	1	48	48	51	2	0	0	0	0	0	150
Total	0	0	0	0	0	0	3	107	116	107	2	1	0	0	0	0	336

Enrolment By Grade and Gender

Gender	Grade														Total
	K	1	2	3	4	5	6	7	8	9	10	11	12	4th	
Male	0	0	0	0	0	0	0	61	67	58	0	0	0	0	186
Female	0	0	0	0	0	0	0	48	50	52	0	0	0	0	150
Total	0	0	0	0	0	0	0	109	117	110	0	0	0	0	336

Enrolment By Grade
For 428 - Clarenville Middle School, Clarenville



* Data from the 2011-2012 AGR(Enrolment/Age as of the last day in Sept./Dec.)

** Newfoundland Statistics Classification System

*** May include itinerant teachers

District 4 - Eastern

#430 - St. Mark's School, King's Cove

Classification: Rural
Offers Distance Education: Yes

Grades: K-12

Number of Grades: 13

[School FTE PTR : 7.2](#)

[District FTE PTR : 12.7](#)

[Provincial FTE PTR : 11.9](#)

[FTE Teachers](#) *** : 13.0

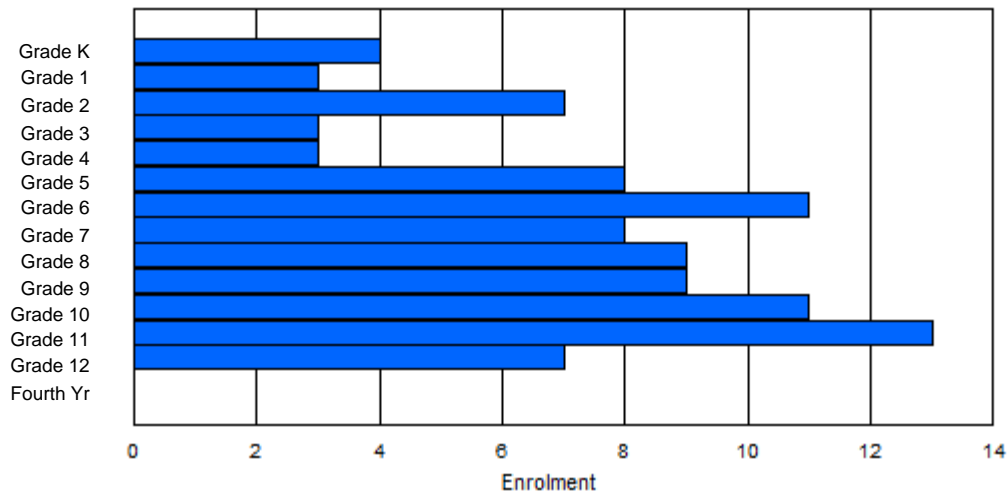
Enrolment By Age and Gender

Gender	Age																	Total
	5	6	7	8	9	10	11	12	13	14	15	16	17	18	19	20>		
Male	2	1	4	2	1	3	6	3	5	7	7	8	3	1	0	0	53	
Female	2	2	3	1	2	5	5	5	4	2	4	5	3	0	0	0	43	
Total	4	3	7	3	3	8	11	8	9	9	11	13	6	1	0	0	96	

Enrolment By Grade and Gender

Gender	Grade														Total
	K	1	2	3	4	5	6	7	8	9	10	11	12	4th	
Male	2	1	4	2	1	3	6	3	5	7	7	8	4	0	53
Female	2	2	3	1	2	5	5	5	4	2	4	5	3	0	43
Total	4	3	7	3	3	8	11	8	9	9	11	13	7	0	96

Enrolment By Grade
For 430 - St. Mark's School, King's Cove



* Data from the 2011-2012 AGR(Enrolment/Age as of the last day in Sept./Dec.)

** Newfoundland Statistics Classification System

*** May include itinerant teachers

District 4 - Eastern

#431 - Southwest Arm Academy, Little Heart's Ease

Grades: K-12 Number of Grades: 13

[FTE Teachers](#) *** : 11.4

Classification: Rural
Offers Distance Education: Yes

[School FTE PTR : 7.9](#)

[District FTE PTR : 12.7](#)

[Provincial FTE PTR : 11.9](#)

Enrolment By Age and Gender

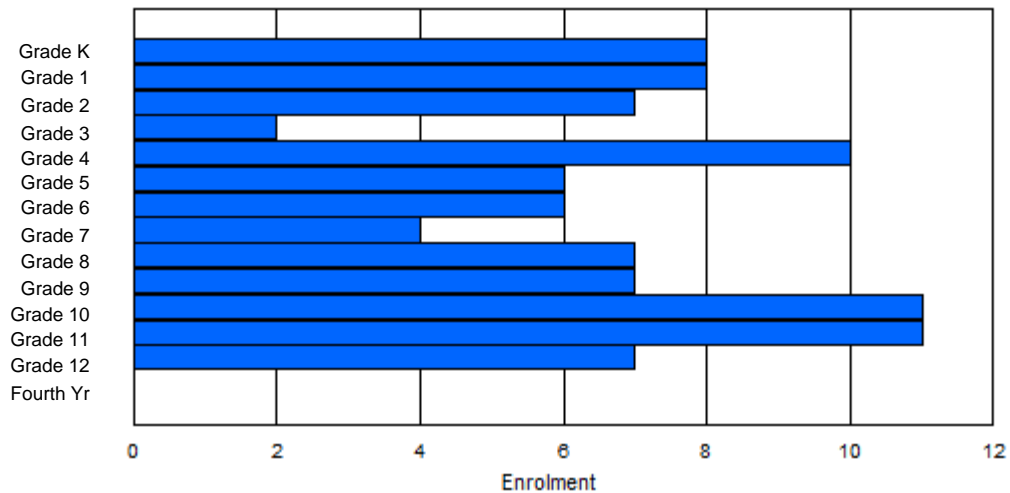
Gender	Age																	Total
	5	6	7	8	9	10	11	12	13	14	15	16	17	18	19	20>		
Male	3	3	3	0	5	5	5	1	5	4	5	5	5	0	0	0	49	
Female	5	5	4	2	5	1	1	3	2	3	3	8	3	0	0	0	45	
Total	8	8	7	2	10	6	6	4	7	7	8	13	8	0	0	0	94	

Enrolment By Grade and Gender

Gender	K	Grade													Total
		1	2	3	4	5	6	7	8	9	10	11	12	4th	
Male	3	3	3	0	5	5	5	1	5	4	7	4	4	0	49
Female	5	5	4	2	5	1	1	3	2	3	4	7	3	0	45
Total	8	8	7	2	10	6	6	4	7	7	11	11	7	0	94

Enrolment By Grade

For 431 - Southwest Arm Academy, Little Heart's Ease



* Data from the 2011-2012 AGR(Enrolment/Age as of the last day in Sept./Dec.)

** Newfoundland Statistics Classification System

*** May include itinerant teachers

District 4 - Eastern

#433 - Tricon Elementary, Bay de Verde

Classification: Rural
Offers Distance Education: No

Grades: K-6 Number of Grades: 7

[School FTE PTR : 10.2](#)
[District FTE PTR : 12.7](#)
[Provincial FTE PTR : 11.9](#)

[FTE Teachers](#) *** : 10.0

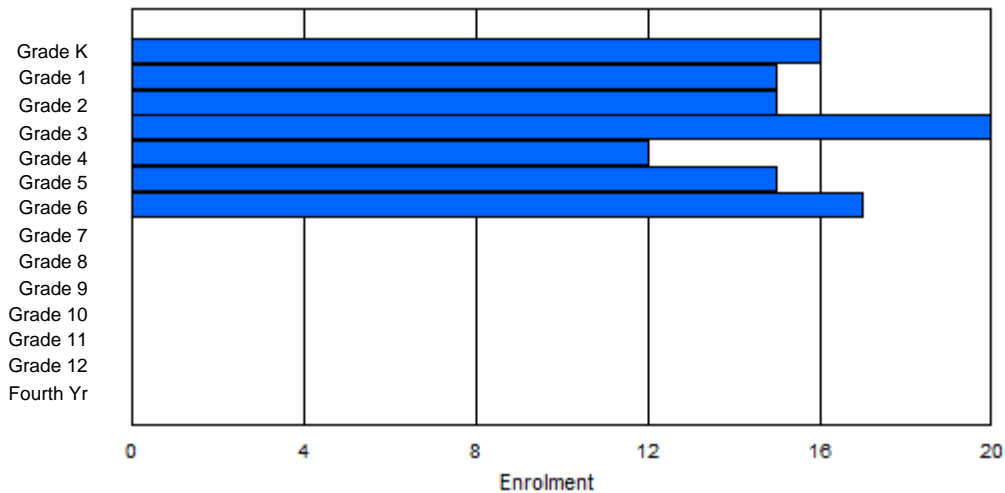
Enrolment By Age and Gender

Gender	Age																Total
	5	6	7	8	9	10	11	12	13	14	15	16	17	18	19	20>	
Male	9	9	7	12	8	11	8	0	0	0	0	0	0	0	0	0	64
Female	7	6	7	9	4	5	8	0	0	0	0	0	0	0	0	0	46
Total	16	15	14	21	12	16	16	0	0	0	0	0	0	0	0	0	110

Enrolment By Grade and Gender

Gender	K	Grade												4th	Total	
		1	2	3	4	5	6	7	8	9	10	11	12			
Male	9	9	8	11	8	11	8	0	0	0	0	0	0	0	0	64
Female	7	6	7	9	4	4	9	0	0	0	0	0	0	0	0	46
Total	16	15	15	20	12	15	17	0	0	0	0	0	0	0	0	110

Enrolment By Grade
For 433 - Tricon Elementary, Bay de Verde



* Data from the 2011-2012 AGR(Enrolment/Age as of the last day in Sept./Dec.)

** Newfoundland Statistics Classification System

*** May include itinerant teachers

District 4 - Eastern

#435 - St. Anne's Academy, Dunville

Grades: K-6

Number of Grades: 7

[FTE Teachers](#) *** : 20.0

Classification: Rural

Offers Distance Education: No

[School FTE PTR : 11.2](#)

[District FTE PTR : 12.7](#)

[Provincial FTE PTR : 11.9](#)

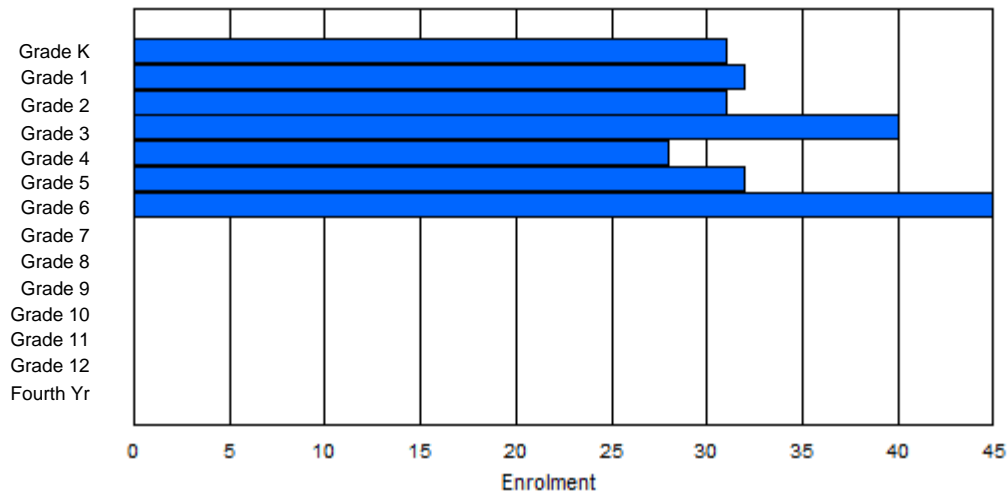
Enrolment By Age and Gender

Gender	Age																Total
	5	6	7	8	9	10	11	12	13	14	15	16	17	18	19	20>	
Male	18	15	16	17	17	14	25	0	0	0	0	0	0	0	0	0	122
Female	13	16	16	19	14	18	21	0	0	0	0	0	0	0	0	0	117
Total	31	31	32	36	31	32	46	0	0	0	0	0	0	0	0	0	239

Enrolment By Grade and Gender

Gender	Grade														Total
	K	1	2	3	4	5	6	7	8	9	10	11	12	4th	
Male	18	16	15	19	16	14	24	0	0	0	0	0	0	0	122
Female	13	16	16	21	12	18	21	0	0	0	0	0	0	0	117
Total	31	32	31	40	28	32	45	0	0	0	0	0	0	0	239

Enrolment By Grade
For 435 - St. Anne's Academy, Dunville



* Data from the 2011-2012 AGR(Enrolment/Age as of the last day in Sept./Dec.)

** Newfoundland Statistics Classification System

*** May include itinerant teachers

District 4 - Eastern

#438 - Epiphany Elementary, Heart's Delight

Classification: Rural
Offers Distance Education: No

Grades: K-6 Number of Grades: 7

[School FTE PTR : 7.6](#)
[District FTE PTR : 12.7](#)
[Provincial FTE PTR : 11.9](#)

[FTE Teachers](#) *** : 5.9

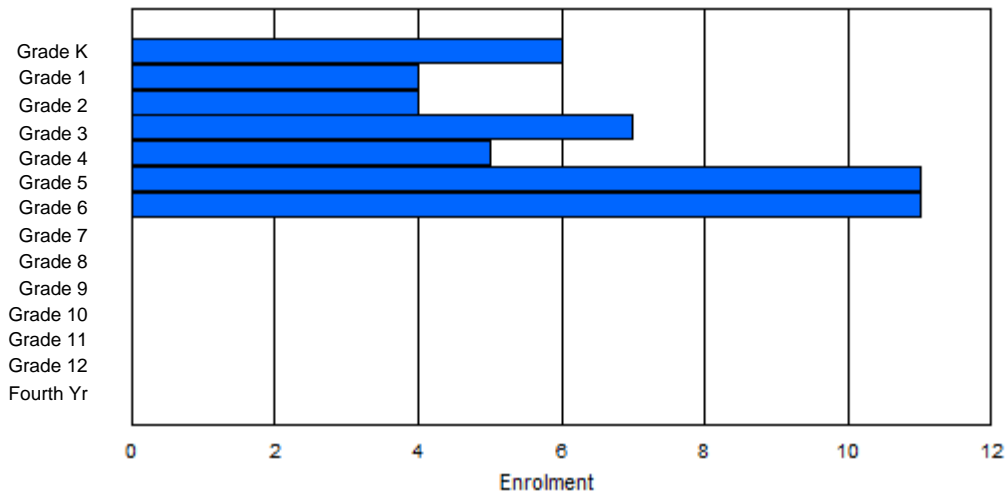
Enrolment By Age and Gender

Gender	Age																	Total
	5	6	7	8	9	10	11	12	13	14	15	16	17	18	19	20>		
Male	5	2	3	4	3	4	6	0	0	0	0	0	0	0	0	0	27	
Female	1	2	1	3	2	7	5	0	0	0	0	0	0	0	0	0	21	
Total	6	4	4	7	5	11	11	0	0	0	0	0	0	0	0	0	48	

Enrolment By Grade and Gender

Gender	K	Grade													Total
		1	2	3	4	5	6	7	8	9	10	11	12	4th	
Male	5	2	3	4	3	4	6	0	0	0	0	0	0	0	27
Female	1	2	1	3	2	7	5	0	0	0	0	0	0	0	21
Total	6	4	4	7	5	11	11	0	0	0	0	0	0	0	48

Enrolment By Grade
For 438 - Epiphany Elementary, Heart's Delight



* Data from the 2011-2012 AGR(Enrolment/Age as of the last day in Sept./Dec.)

** Newfoundland Statistics Classification System

*** May include itinerant teachers

District 4 - Eastern

#442 - Persalvic Elementary, Victoria

Classification: Rural
Offers Distance Education: No

Grades: K-9 Number of Grades: 10

[School FTE PTR : 12.7](#)
[District FTE PTR : 12.7](#)
[Provincial FTE PTR : 11.9](#)

[FTE Teachers](#) *** : 23.1

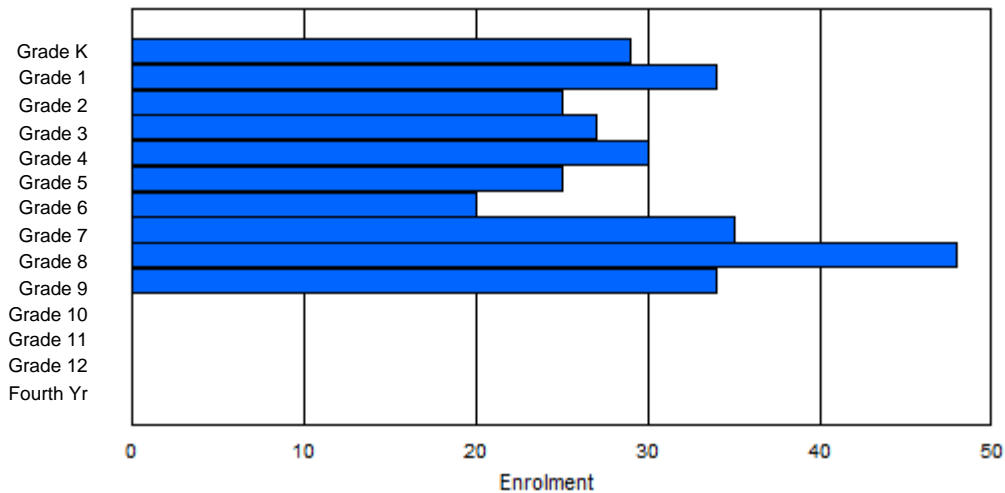
Enrolment By Age and Gender

Gender	Age																Total
	5	6	7	8	9	10	11	12	13	14	15	16	17	18	19	20>	
Male	16	14	8	15	10	13	11	18	26	14	1	0	0	0	0	0	146
Female	13	20	17	12	20	11	10	16	21	20	1	0	0	0	0	0	161
Total	29	34	25	27	30	24	21	34	47	34	2	0	0	0	0	0	307

Enrolment By Grade and Gender

Gender	Grade														Total
	K	1	2	3	4	5	6	7	8	9	10	11	12	4th	
Male	16	14	8	15	10	13	11	19	27	13	0	0	0	0	146
Female	13	20	17	12	20	12	9	16	21	21	0	0	0	0	161
Total	29	34	25	27	30	25	20	35	48	34	0	0	0	0	307

Enrolment By Grade
For 442 - Persalvic Elementary, Victoria



* Data from the 2011-2012 AGR(Enrolment/Age as of the last day in Sept./Dec.)

** Newfoundland Statistics Classification System

*** May include itinerant teachers

District 4 - Eastern

#444 - Cabot Academy, Western Bay

Classification: Rural
Offers Distance Education: No

Grades: K-6 Number of Grades: 7

[School FTE PTR : 10.1](#)
[District FTE PTR : 12.7](#)
[Provincial FTE PTR : 11.9](#)

[FTE Teachers](#) *** : 9.0

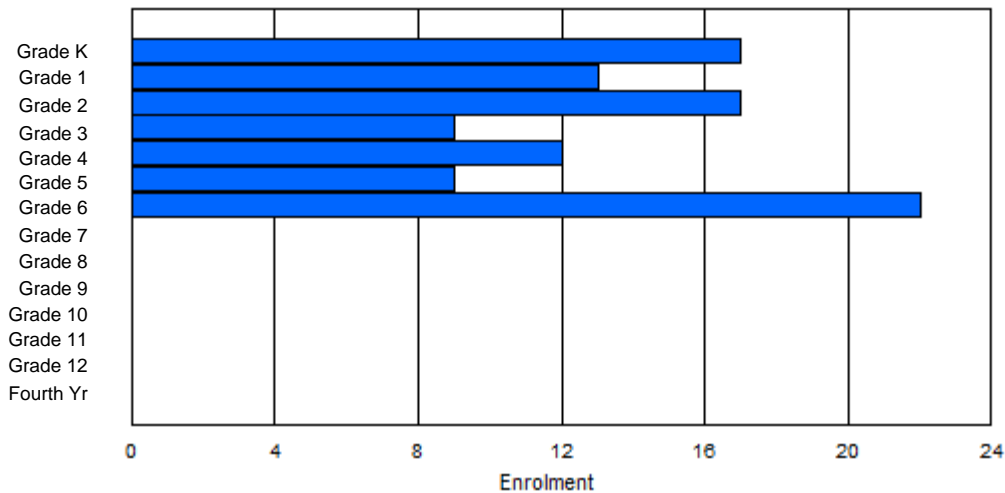
Enrolment By Age and Gender

Gender	Age																Total
	5	6	7	8	9	10	11	12	13	14	15	16	17	18	19	20>	
Male	8	6	8	5	7	4	7	2	0	0	0	0	0	0	0	0	47
Female	9	7	9	4	5	5	13	0	0	0	0	0	0	0	0	0	52
Total	17	13	17	9	12	9	20	2	0	0	0	0	0	0	0	0	99

Enrolment By Grade and Gender

Gender	K	Grade												4th	Total
		1	2	3	4	5	6	7	8	9	10	11	12		
Male	8	6	8	5	7	4	9	0	0	0	0	0	0	0	47
Female	9	7	9	4	5	5	13	0	0	0	0	0	0	0	52
Total	17	13	17	9	12	9	22	0	0	0	0	0	0	0	99

Enrolment By Grade
For 444 - Cabot Academy, Western Bay



* Data from the 2011-2012 AGR(Enrolment/Age as of the last day in Sept./Dec.)

** Newfoundland Statistics Classification System

*** May include itinerant teachers

District 4 - Eastern

#446 - Whitbourne Elementary, Whitbourne

Grades: K-6

Number of Grades: 7

[FTE Teachers](#) *** : 8.5

Classification: Rural

Offers Distance Education: No

[School FTE PTR : 9.1](#)

[District FTE PTR : 12.7](#)

[Provincial FTE PTR : 11.9](#)

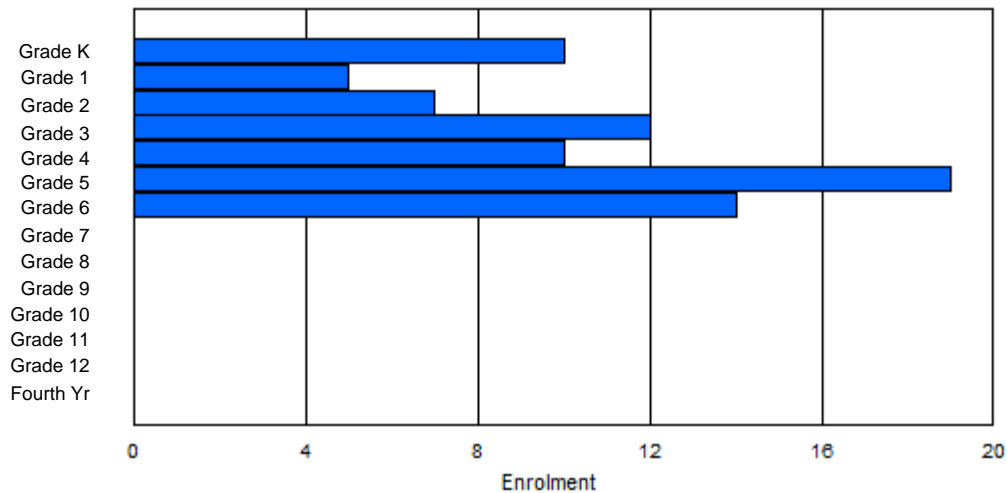
Enrolment By Age and Gender

Gender	Age																Total
	5	6	7	8	9	10	11	12	13	14	15	16	17	18	19	20>	
Male	3	3	4	9	8	8	8	0	0	0	0	0	0	0	0	0	43
Female	7	2	3	2	3	11	6	0	0	0	0	0	0	0	0	0	34
Total	10	5	7	11	11	19	14	0	0	0	0	0	0	0	0	0	77

Enrolment By Grade and Gender

Gender	K	Grade												4th	Total
		1	2	3	4	5	6	7	8	9	10	11	12		
Male	3	3	4	10	7	8	8	0	0	0	0	0	0	0	43
Female	7	2	3	2	3	11	6	0	0	0	0	0	0	0	34
Total	10	5	7	12	10	19	14	0	0	0	0	0	0	0	77

Enrolment By Grade
For 446 - Whitbourne Elementary, Whitbourne



* Data from the 2011-2012 AGR(Enrolment/Age as of the last day in Sept./Dec.)

** Newfoundland Statistics Classification System

*** May include itinerant teachers

District 4 - Eastern

#447 - Baltimore School Complex, Ferryland

Classification: Rural
Offers Distance Education: Yes

Grades: K-12 Number of Grades: 13

[School FTE PTR : 12.7](#)
[District FTE PTR : 12.7](#)
[Provincial FTE PTR : 11.9](#)

[FTE Teachers](#) *** : 19.0

Enrolment By Age and Gender

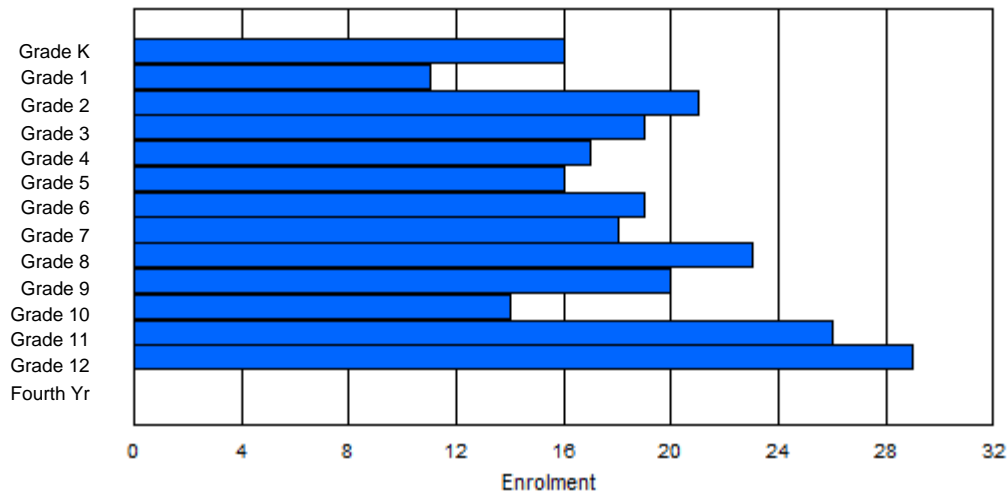
Gender	Age																Total
	5	6	7	8	9	10	11	12	13	14	15	16	17	18	19	20>	
Male	10	6	10	9	7	10	10	9	11	12	7	14	15	1	0	0	131
Female	6	5	11	9	10	7	10	8	11	9	7	12	12	1	0	0	118
Total	16	11	21	18	17	17	20	17	22	21	14	26	27	2	0	0	249

Enrolment By Grade and Gender

Gender	K	Grade													4th	Total
		1	2	3	4	5	6	7	8	9	10	11	12			
Male	10	6	10	10	7	9	10	9	12	11	7	14	16	0	131	
Female	6	5	11	9	10	7	9	9	11	9	7	12	13	0	118	
Total	16	11	21	19	17	16	19	18	23	20	14	26	29	0	249	

Enrolment By Grade

For 447 - Baltimore School Complex, Ferryland



* Data from the 2011-2012 AGR(Enrolment/Age as of the last day in Sept./Dec.)

** Newfoundland Statistics Classification System

*** May include itinerant teachers

District 4 - Eastern

#452 - District School, St. John's

Classification: Urban
Offers Distance Education: No

Grades: 8-12

Number of Grades: 5

[School FTE PTR : 1.0](#)

[District FTE PTR : 12.7](#)

[FTE Teachers](#) *** : 46.5

[Provincial FTE PTR : 11.9](#)

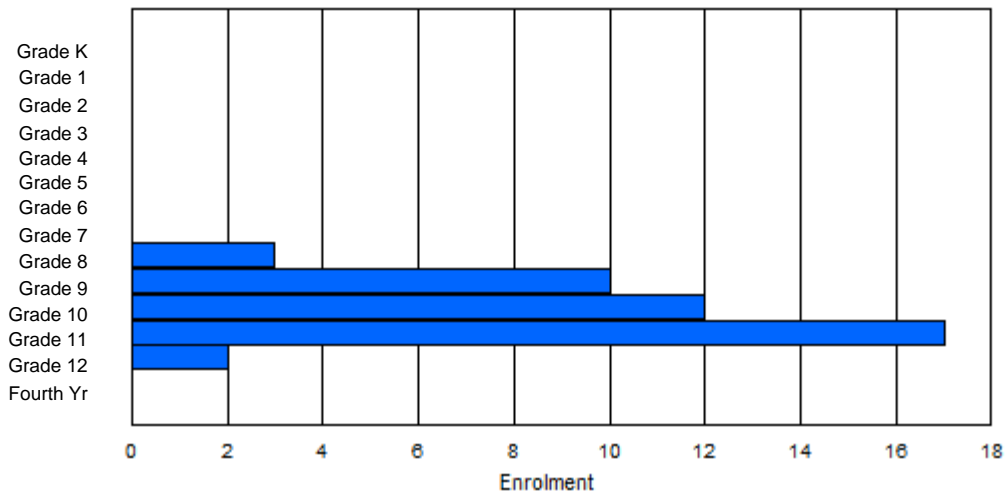
Enrolment By Age and Gender

Gender	Age																	Total
	5	6	7	8	9	10	11	12	13	14	15	16	17	18	19	20>		
Male	0	0	0	0	0	0	0	0	3	8	4	2	7	4	1	0	29	
Female	0	0	0	0	0	0	0	0	0	2	3	1	6	3	0	0	15	
Total	0	0	0	0	0	0	0	0	3	10	7	3	13	7	1	0	44	

Enrolment By Grade and Gender

Gender	Grade														Total
	K	1	2	3	4	5	6	7	8	9	10	11	12	4th	
Male	0	0	0	0	0	0	0	0	3	8	6	11	1	0	29
Female	0	0	0	0	0	0	0	0	0	2	6	6	1	0	15
Total	0	0	0	0	0	0	0	0	3	10	12	17	2	0	44

Enrolment By Grade
For 452 - District School, St. John's



* Data from the 2011-2012 AGR(Enrolment/Age as of the last day in Sept./Dec.)

** Newfoundland Statistics Classification System

*** May include itinerant teachers

District 4 - Eastern

#464 - Crescent Collegiate, Blaketown

Classification: Rural
Offers Distance Education: No

Grades: 7-12

Number of Grades: 6

[School FTE PTR : 13.7](#)

[District FTE PTR : 12.7](#)

[Provincial FTE PTR : 11.9](#)

[FTE Teachers](#) *** : 40.5

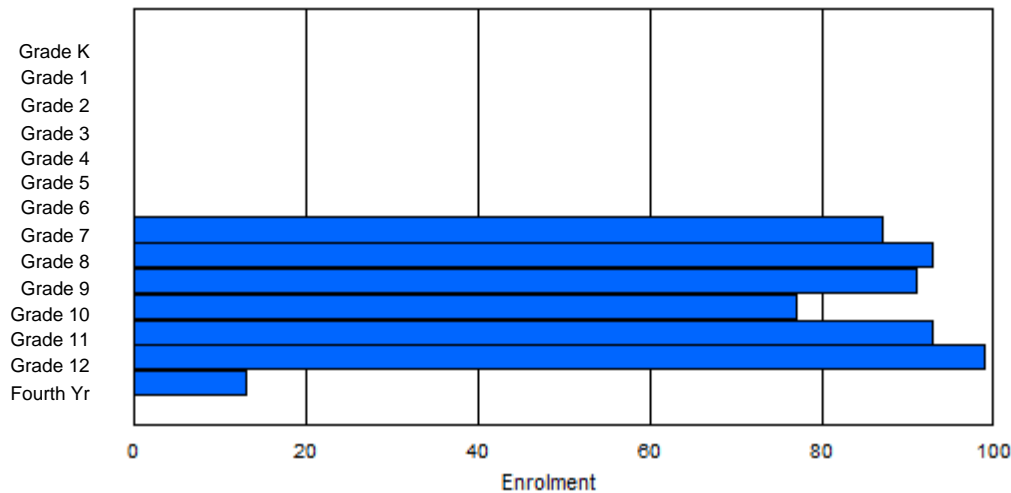
Enrolment By Age and Gender

Gender	Age																Total
	5	6	7	8	9	10	11	12	13	14	15	16	17	18	19	20>	
Male	0	0	0	0	0	0	0	38	50	34	44	47	43	16	2	0	274
Female	0	0	0	0	0	0	1	45	45	52	35	42	49	7	2	1	279
Total	0	0	0	0	0	0	1	83	95	86	79	89	92	23	4	1	553

Enrolment By Grade and Gender

Gender	Grade														Total
	K	1	2	3	4	5	6	7	8	9	10	11	12	4th	
Male	0	0	0	0	0	0	0	40	47	39	42	48	50	8	274
Female	0	0	0	0	0	0	0	47	46	52	35	45	49	5	279
Total	0	0	0	0	0	0	0	87	93	91	77	93	99	13	553

Enrolment By Grade
For 464 - Crescent Collegiate, Blaketown



* Data from the 2011-2012 AGR(Enrolment/Age as of the last day in Sept./Dec.)

** Newfoundland Statistics Classification System

*** May include itinerant teachers

District 4 - Eastern

#465 - Holy Cross Junior High, St. John's

Classification: Urban
Offers Distance Education: No

Grades: 7-9

Number of Grades: 3

[School FTE PTR : 9.5](#)

[District FTE PTR : 12.7](#)

[FTE Teachers](#) *** : 18.4

[Provincial FTE PTR : 11.9](#)

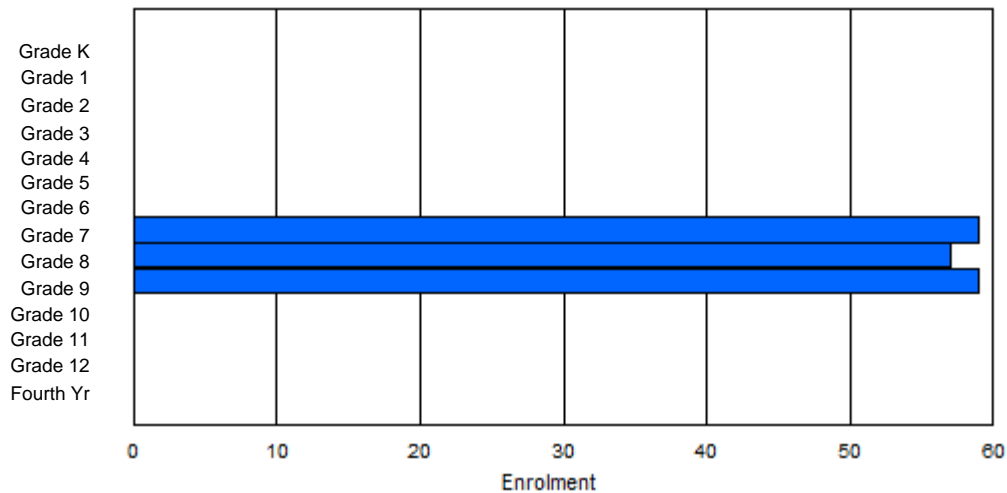
Enrolment By Age and Gender

Gender	Age																Total
	5	6	7	8	9	10	11	12	13	14	15	16	17	18	19	20>	
Male	0	0	0	0	0	0	0	28	23	27	7	0	0	0	0	0	85
Female	0	0	0	0	0	0	0	26	35	25	4	0	0	0	0	0	90
Total	0	0	0	0	0	0	0	54	58	52	11	0	0	0	0	0	175

Enrolment By Grade and Gender

Gender	Grade														Total
	K	1	2	3	4	5	6	7	8	9	10	11	12	4th	
Male	0	0	0	0	0	0	0	30	25	30	0	0	0	0	85
Female	0	0	0	0	0	0	0	29	32	29	0	0	0	0	90
Total	0	0	0	0	0	0	0	59	57	59	0	0	0	0	175

Enrolment By Grade
For 465 - Holy Cross Junior High, St. John's



* Data from the 2011-2012 AGR(Enrolment/Age as of the last day in Sept./Dec.)

** Newfoundland Statistics Classification System

*** May include itinerant teachers

District 4 - Eastern

#468 - Hazelwood Elementary, St. John's

Grades: K-6

Number of Grades: 7

[FTE Teachers](#) *** : 35.9

Classification: Urban
Offers Distance Education: No

[School FTE PTR : 13.5](#)

[District FTE PTR : 12.7](#)

[Provincial FTE PTR : 11.9](#)

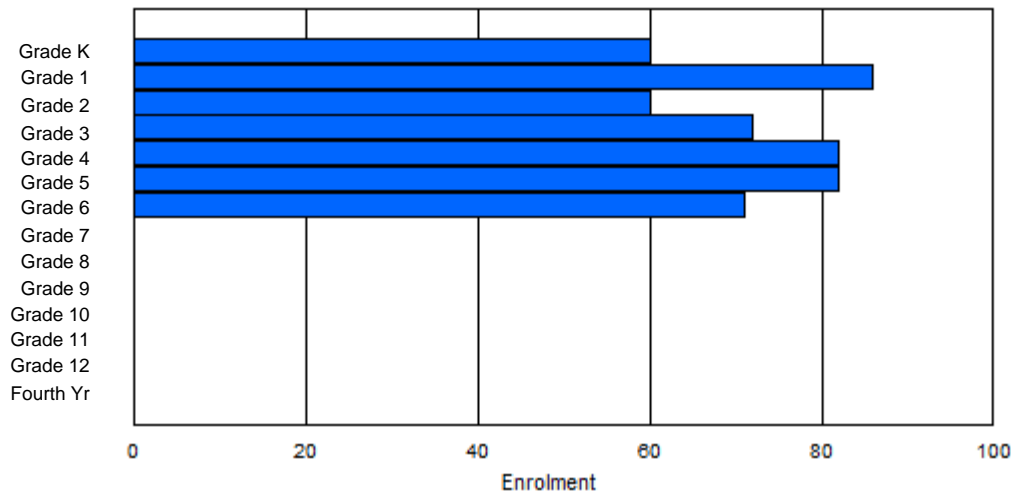
Enrolment By Age and Gender

Gender	Age																Total
	5	6	7	8	9	10	11	12	13	14	15	16	17	18	19	20>	
Male	26	48	29	39	47	44	35	5	1	0	0	0	0	1	0	0	275
Female	33	35	31	34	30	38	36	1	0	0	0	0	0	0	0	0	238
Total	59	83	60	73	77	82	71	6	1	0	0	0	0	1	0	0	513

Enrolment By Grade and Gender

Gender	Grade														Total
	K	1	2	3	4	5	6	7	8	9	10	11	12	4th	
Male	27	49	31	38	51	44	35	0	0	0	0	0	0	0	275
Female	33	37	29	34	31	38	36	0	0	0	0	0	0	0	238
Total	60	86	60	72	82	82	71	0	0	0	0	0	0	0	513

Enrolment By Grade
For 468 - Hazelwood Elementary, St. John's



* Data from the 2011-2012 AGR(Enrolment/Age as of the last day in Sept./Dec.)

** Newfoundland Statistics Classification System

*** May include itinerant teachers

District 4 - Eastern

#471 - Heritage Collegiate, Lethbridge

Classification: Rural
Offers Distance Education: No

Grades: 7-12

Number of Grades: 6

[School FTE PTR : 12.5](#)

[District FTE PTR : 12.7](#)

[Provincial FTE PTR : 11.9](#)

[FTE Teachers](#) *** : 16.0

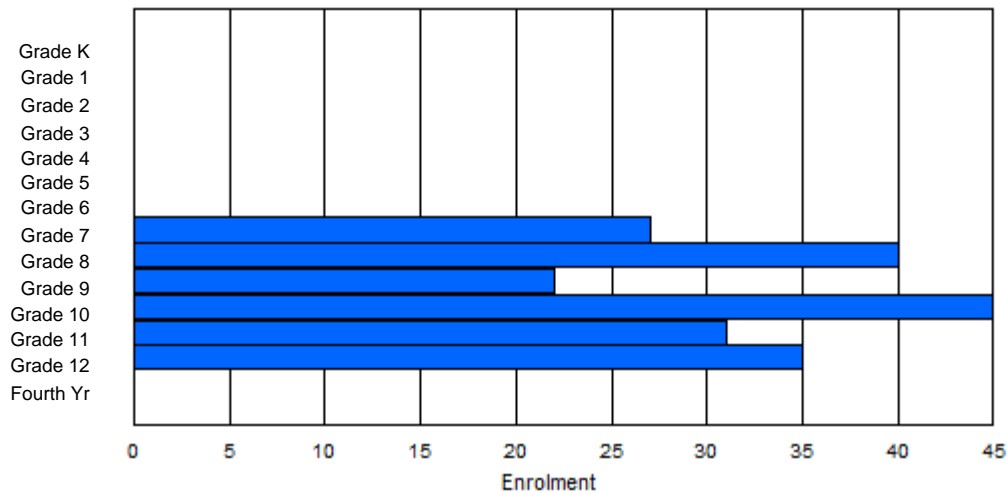
Enrolment By Age and Gender

Gender	Age																Total
	5	6	7	8	9	10	11	12	13	14	15	16	17	18	19	20>	
Male	0	0	0	0	0	0	0	11	19	12	18	18	22	1	0	0	101
Female	0	0	0	0	0	0	0	16	20	11	23	15	14	0	0	0	99
Total	0	0	0	0	0	0	0	27	39	23	41	33	36	1	0	0	200

Enrolment By Grade and Gender

Gender	Grade														Total
	K	1	2	3	4	5	6	7	8	9	10	11	12	4th	
Male	0	0	0	0	0	0	0	11	19	12	21	17	21	0	101
Female	0	0	0	0	0	0	0	16	21	10	24	14	14	0	99
Total	0	0	0	0	0	0	0	27	40	22	45	31	35	0	200

Enrolment By Grade
For 471 - Heritage Collegiate, Lethbridge



* Data from the 2011-2012 AGR(Enrolment/Age as of the last day in Sept./Dec.)

** Newfoundland Statistics Classification System

*** May include itinerant teachers

District 4 - Eastern

#473 - Cape St. Francis Elementary, Pouch Cove

Grades: K-6

Number of Grades: 7

[FTE Teachers](#) *** : 20.7

Classification: Urban

Offers Distance Education: No

[School FTE PTR : 12.9](#)

[District FTE PTR : 12.7](#)

[Provincial FTE PTR : 11.9](#)

Enrolment By Age and Gender

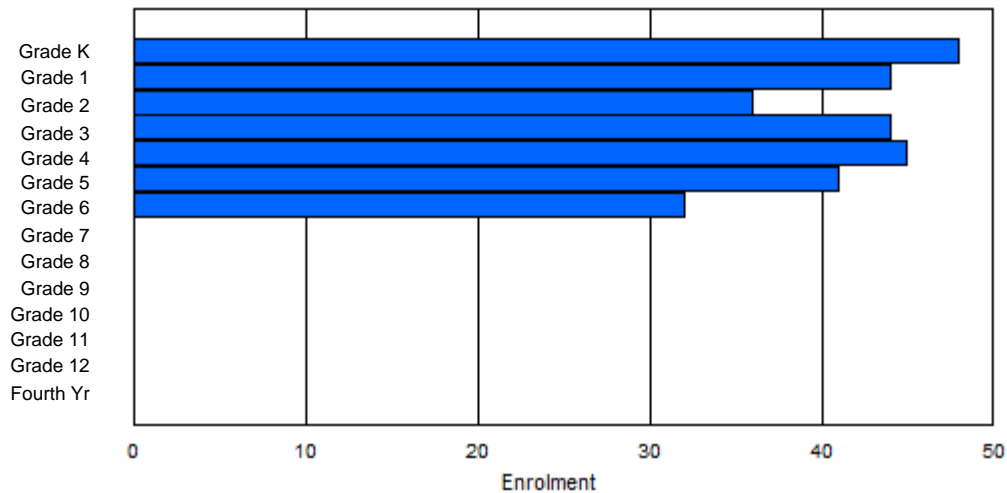
Gender	Age																Total
	5	6	7	8	9	10	11	12	13	14	15	16	17	18	19	20>	
Male	30	21	18	19	24	28	17	1	0	0	0	0	0	0	0	0	158
Female	19	20	18	26	22	13	14	0	0	0	0	0	0	0	0	0	132
Total	49	41	36	45	46	41	31	1	0	0	0	0	0	0	0	0	290

Enrolment By Grade and Gender

Gender	Grade														Total
	K	1	2	3	4	5	6	7	8	9	10	11	12	4th	
Male	30	23	16	19	24	28	18	0	0	0	0	0	0	0	158
Female	18	21	20	25	21	13	14	0	0	0	0	0	0	0	132
Total	48	44	36	44	45	41	32	0	0	0	0	0	0	0	290

Enrolment By Grade

For 473 - Cape St. Francis Elementary, Pouch Cove



* Data from the 2011-2012 AGR(Enrolment/Age as of the last day in Sept./Dec.)

** Newfoundland Statistics Classification System

*** May include itinerant teachers

District 4 - Eastern

#476 - Baccalieu Collegiate, Old Perlican

Classification: Rural
Offers Distance Education: Yes

Grades: 7-12

Number of Grades: 6

[School FTE PTR : 12.0](#)

[District FTE PTR : 12.7](#)

[Provincial FTE PTR : 11.9](#)

[FTE Teachers](#) *** : 16.5

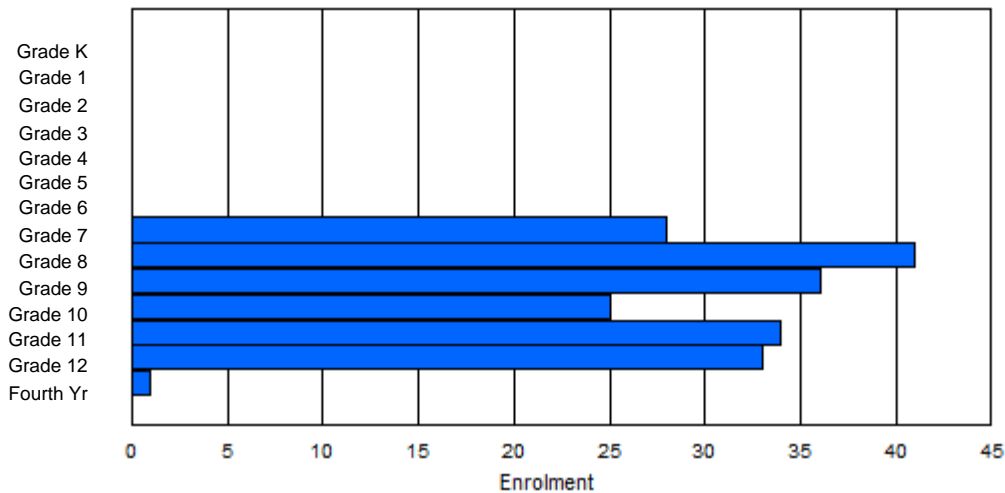
Enrolment By Age and Gender

Gender	Age																Total
	5	6	7	8	9	10	11	12	13	14	15	16	17	18	19	20>	
Male	0	0	0	0	0	0	0	14	20	23	13	16	17	1	0	0	104
Female	0	0	0	0	0	0	0	13	21	14	10	19	16	1	0	0	94
Total	0	0	0	0	0	0	0	27	41	37	23	35	33	2	0	0	198

Enrolment By Grade and Gender

Gender	Grade														Total
	K	1	2	3	4	5	6	7	8	9	10	11	12	4th	
Male	0	0	0	0	0	0	0	15	20	22	15	15	16	1	104
Female	0	0	0	0	0	0	0	13	21	14	10	19	17	0	94
Total	0	0	0	0	0	0	0	28	41	36	25	34	33	1	198

Enrolment By Grade
For 476 - Baccalieu Collegiate, Old Perlican



* Data from the 2011-2012 AGR(Enrolment/Age as of the last day in Sept./Dec.)

** Newfoundland Statistics Classification System

*** May include itinerant teachers

District 4 - Eastern

#924 - Tricentia Academy, Arnold's Cove

Classification: Rural
Offers Distance Education: Yes

Grades: K-12 Number of Grades: 13

[School FTE PTR : 11.2](#)
[District FTE PTR : 12.7](#)
[Provincial FTE PTR : 11.9](#)

[FTE Teachers](#) *** : 23.5

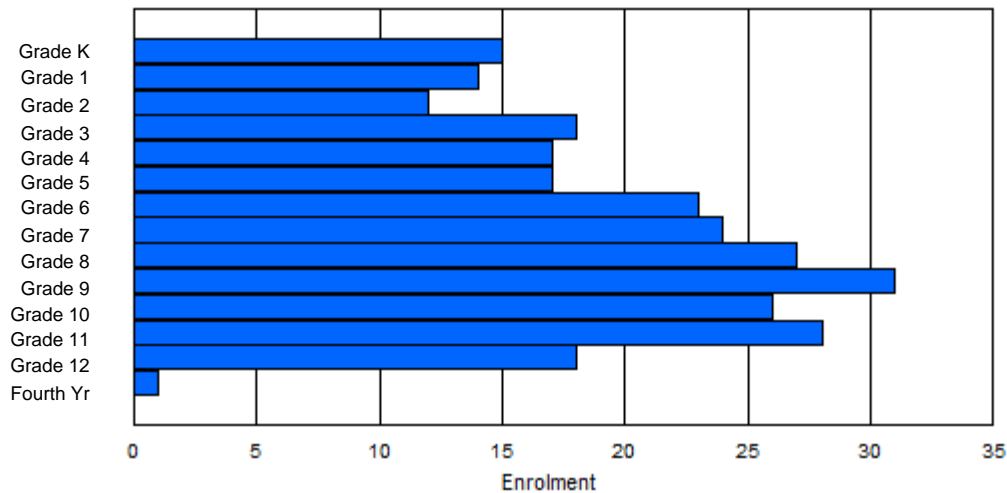
Enrolment By Age and Gender

Gender	Age																Total
	5	6	7	8	9	10	11	12	13	14	15	16	17	18	19	20>	
Male	6	5	3	11	6	6	13	8	15	14	12	16	11	1	0	0	127
Female	9	9	9	7	11	11	10	15	13	17	14	10	9	0	0	0	144
Total	15	14	12	18	17	17	23	23	28	31	26	26	20	1	0	0	271

Enrolment By Grade and Gender

Gender	Grade														Total
	K	1	2	3	4	5	6	7	8	9	10	11	12	4th	
Male	6	5	3	11	6	6	13	8	15	14	12	18	9	1	127
Female	9	9	9	7	11	11	10	16	12	17	14	10	9	0	144
Total	15	14	12	18	17	17	23	24	27	31	26	28	18	1	271

Enrolment By Grade
For 924 - Tricentia Academy, Arnold's Cove



* Data from the 2011-2012 AGR(Enrolment/Age as of the last day in Sept./Dec.)

** Newfoundland Statistics Classification System

*** May include itinerant teachers

District 4 - Eastern

#951 - Paradise Elementary, Paradise

Grades: K-6

Number of Grades: 7

[FTE Teachers](#) *** : 41.3

Classification: Urban

Offers Distance Education: No

[School FTE PTR : 14.4](#)

[District FTE PTR : 12.7](#)

[Provincial FTE PTR : 11.9](#)

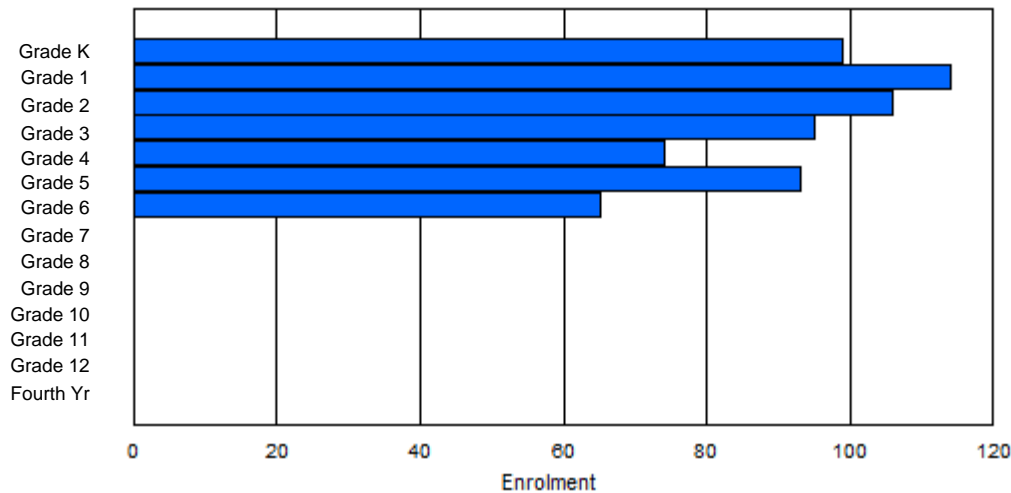
Enrolment By Age and Gender

Gender	Age																Total
	5	6	7	8	9	10	11	12	13	14	15	16	17	18	19	20>	
Male	48	49	59	57	40	44	35	2	0	0	0	0	0	0	0	0	334
Female	51	64	47	36	35	48	29	1	0	0	1	0	0	0	0	0	312
Total	99	113	106	93	75	92	64	3	0	0	1	0	0	0	0	0	646

Enrolment By Grade and Gender

Gender	Grade														Total
	K	1	2	3	4	5	6	7	8	9	10	11	12	4th	
Male	47	52	58	58	39	44	36	0	0	0	0	0	0	0	334
Female	52	62	48	37	35	49	29	0	0	0	0	0	0	0	312
Total	99	114	106	95	74	93	65	0	0	0	0	0	0	0	646

Enrolment By Grade
For 951 - Paradise Elementary, Paradise



* Data from the 2011-2012 AGR(Enrolment/Age as of the last day in Sept./Dec.)

** Newfoundland Statistics Classification System

*** May include itinerant teachers

District 4 - Eastern

#952 - Elizabeth Park Elementary School, Paradise

Grades: K-6

Number of Grades: 7

[FTE Teachers](#) *** : 31.5

Classification: Urban

Offers Distance Education: No

[School FTE PTR : 12.5](#)

[District FTE PTR : 12.7](#)

[Provincial FTE PTR : 11.9](#)

Enrolment By Age and Gender

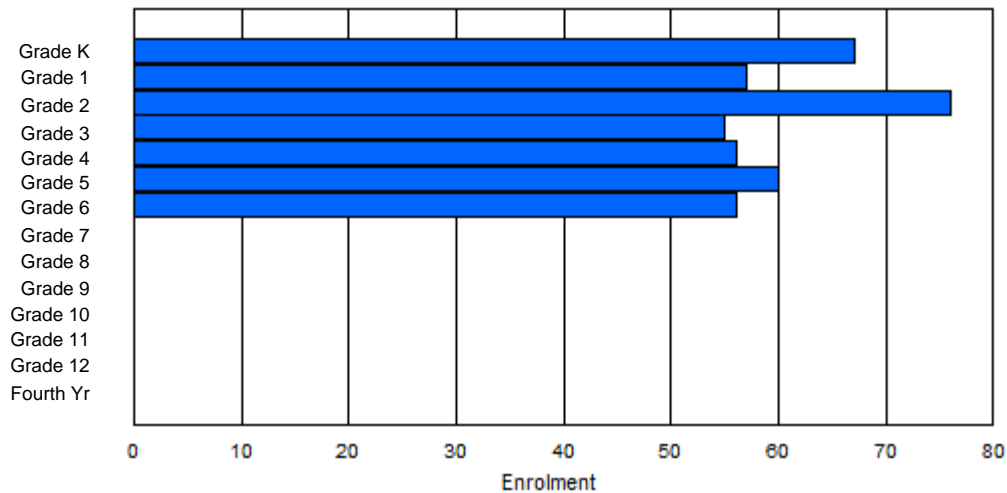
Gender	Age																Total
	5	6	7	8	9	10	11	12	13	14	15	16	17	18	19	20>	
Male	29	28	43	26	27	30	26	3	0	0	0	0	0	0	0	0	212
Female	38	29	33	29	28	29	28	1	0	0	0	0	0	0	0	0	215
Total	67	57	76	55	55	59	54	4	0	0	0	0	0	0	0	0	427

Enrolment By Grade and Gender

Gender	Grade														Total
	K	1	2	3	4	5	6	7	8	9	10	11	12	4th	
Male	29	28	43	26	27	32	27	0	0	0	0	0	0	0	212
Female	38	29	33	29	29	28	29	0	0	0	0	0	0	0	215
Total	67	57	76	55	56	60	56	0	0	0	0	0	0	0	427

Enrolment By Grade

For 952 - Elizabeth Park Elementary School, Paradise



* Data from the 2011-2012 AGR(Enrolment/Age as of the last day in Sept./Dec.)

** Newfoundland Statistics Classification System

*** May include itinerant teachers

District 5 - Conseil scolaire francophone

(Francophone School)

#095 - École Notre-Dame du Cap, Cap Saint-Georges

Classification: Rural
Offers Distance Education: No

Grades: K-8 Number of Grades: 9

[School FTE PTR : 7.4](#)
[District FTE PTR : 7.3](#)
[Provincial FTE PTR : 11.9](#)

[FTE Teachers](#) *** : 7.0

Enrolment By Age and Gender

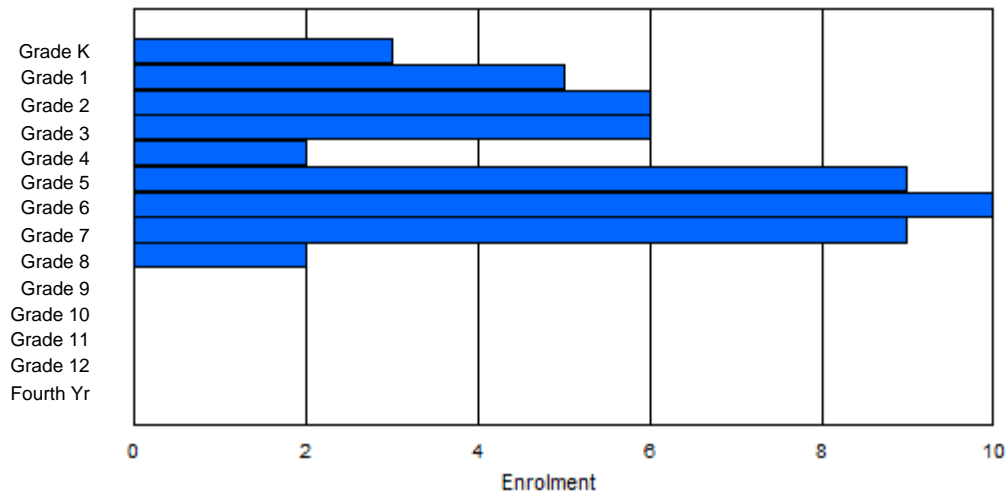
Gender	Age																	Total
	5	6	7	8	9	10	11	12	13	14	15	16	17	18	19	20>		
Male	1	2	4	3	1	3	3	4	1	0	0	0	0	0	0	0	22	
Female	2	3	2	3	2	6	5	6	1	0	0	0	0	0	0	0	30	
Total	3	5	6	6	3	9	8	10	2	0	0	0	0	0	0	0	52	

Enrolment By Grade and Gender

Gender	Grade															Total
	K	1	2	3	4	5	6	7	8	9	10	11	12	4th		
Male	1	2	4	3	1	3	3	4	1	0	0	0	0	0	22	
Female	2	3	2	3	1	6	7	5	1	0	0	0	0	0	30	
Total	3	5	6	6	2	9	10	9	2	0	0	0	0	0	52	

Enrolment By Grade

For 095 - École Notre-Dame du Cap, Cap Saint-Georges



* Data from the 2011-2012 AGR(Enrolment/Age as of the last day in Sept./Dec.)

** Newfoundland Statistics Classification System

*** May include itinerant teachers

District 5 - Conseil scolaire francophone

(Francophone School)

#107 - École Ste-Anne, La Grand'Terre (Mainland)

Classification: Rural
Offers Distance Education: Yes

Grades: K-12 Number of Grades: 13

[School FTE PTR : 9.1](#)
[District FTE PTR : 7.3](#)
[Provincial FTE PTR : 11.9](#)

[FTE Teachers](#) *** : 8.0

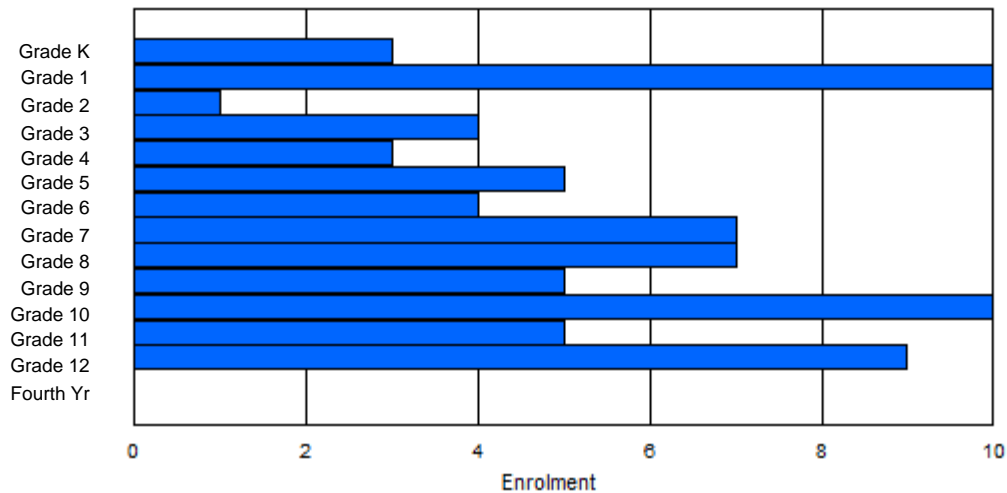
Enrolment By Age and Gender

Gender	Age																	Total
	5	6	7	8	9	10	11	12	13	14	15	16	17	18	19	20>		
Male	0	5	0	3	1	3	1	3	4	2	3	1	6	2	0	0	34	
Female	3	5	1	1	2	2	3	4	3	3	3	5	3	0	1	0	39	
Total	3	10	1	4	3	5	4	7	7	5	6	6	9	2	1	0	73	

Enrolment By Grade and Gender

Gender	Grade															Total
	K	1	2	3	4	5	6	7	8	9	10	11	12	4th		
Male	0	5	0	3	1	3	1	3	4	2	4	1	7	0	34	
Female	3	5	1	1	2	2	3	4	3	3	6	4	2	0	39	
Total	3	10	1	4	3	5	4	7	7	5	10	5	9	0	73	

Enrolment By Grade
For 107 - École Ste-Anne, La Grand'Terre (Mainland)



* Data from the 2011-2012 AGR(Enrolment/Age as of the last day in Sept./Dec.)

** Newfoundland Statistics Classification System

*** May include itinerant teachers

District 5 - Conseil scolaire francophone

(Francophone School)

#459 - Centre éducatif l'ENVOL, Labrador City

Classification: Urban
Offers Distance Education: No

Grades: K-8 Number of Grades: 9

[School FTE PTR : 4.5](#)
[District FTE PTR : 7.3](#)
[Provincial FTE PTR : 11.9](#)

[FTE Teachers](#) *** : 5.8

Enrolment By Age and Gender

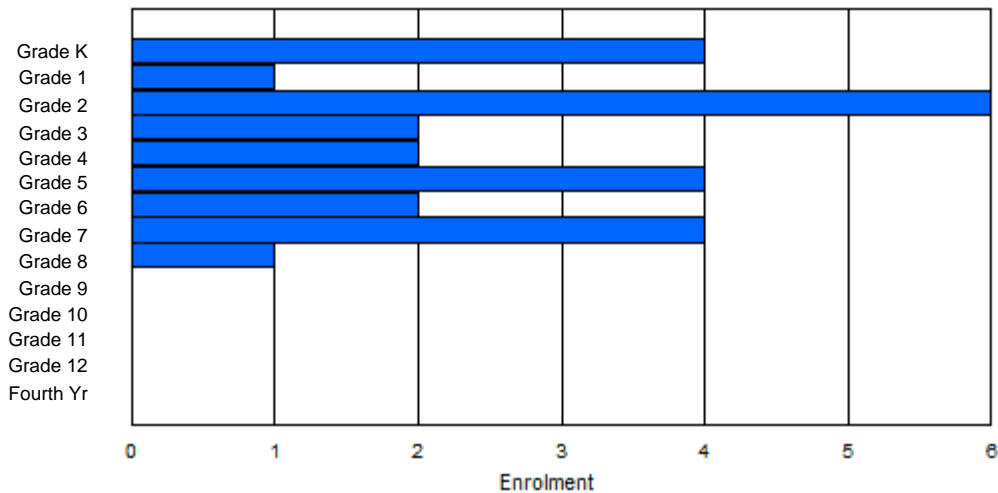
Gender	Age																	Total
	5	6	7	8	9	10	11	12	13	14	15	16	17	18	19	20>		
Male	3	0	4	1	2	3	1	1	2	0	0	0	0	0	0	0	17	
Female	1	1	3	0	1	0	2	1	0	0	0	0	0	0	0	0	9	
Total	4	1	7	1	3	3	3	2	2	0	0	0	0	0	0	0	26	

Enrolment By Grade and Gender

Gender	K	Grade													Total
		1	2	3	4	5	6	7	8	9	10	11	12	4th	
Male	3	0	4	1	2	3	0	3	1	0	0	0	0	0	17
Female	1	1	2	1	0	1	2	1	0	0	0	0	0	0	9
Total	4	1	6	2	2	4	2	4	1	0	0	0	0	0	26

Enrolment By Grade

For 459 - Centre éducatif l'ENVOL, Labrador City



* Data from the 2011-2012 AGR(Enrolment/Age as of the last day in Sept./Dec.)

** Newfoundland Statistics Classification System

*** May include itinerant teachers

District 5 - Conseil scolaire francophone

(Francophone School)

#460 - École des Grands-Vents, St. John's

Classification: Urban
Offers Distance Education: No

Grades: K-9,11 Number of Grades: 11

[School FTE PTR : 9.9](#)
[District FTE PTR : 7.3](#)
[Provincial FTE PTR : 11.9](#)

[FTE Teachers](#) *** : 13.0

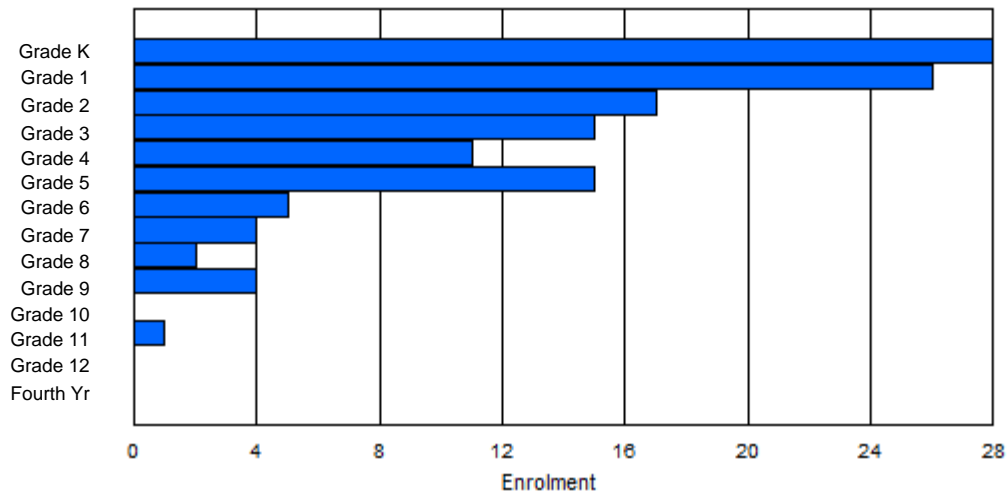
Enrolment By Age and Gender

Gender	Age																Total
	5	6	7	8	9	10	11	12	13	14	15	16	17	18	19	20>	
Male	12	11	9	7	4	3	2	0	2	1	1	0	2	0	0	0	54
Female	15	15	7	13	4	10	4	3	2	1	0	0	0	0	0	0	74
Total	27	26	16	20	8	13	6	3	4	2	1	0	2	0	0	0	128

Enrolment By Grade and Gender

Gender	Grade														Total
	K	1	2	3	4	5	6	7	8	9	10	11	12	4th	
Male	12	12	9	6	4	3	2	2	0	3	0	1	0	0	54
Female	16	14	8	9	7	12	3	2	2	1	0	0	0	0	74
Total	28	26	17	15	11	15	5	4	2	4	0	1	0	0	128

Enrolment By Grade
For 460 - École des Grands-Vents, St. John's



* Data from the 2011-2012 AGR(Enrolment/Age as of the last day in Sept./Dec.)

** Newfoundland Statistics Classification System

*** May include itinerant teachers

District 5 - Conseil scolaire francophone

(Francophone School)

#472 - École Boréale, Happy Valley - Goose Bay

Classification: Urban
Offers Distance Education: Yes

Grades: K-8,11 Number of Grades: 10

[School FTE PTR : 9.0](#)
[District FTE PTR : 7.3](#)
[Provincial FTE PTR : 11.9](#)

[FTE Teachers](#) *** : 3.0

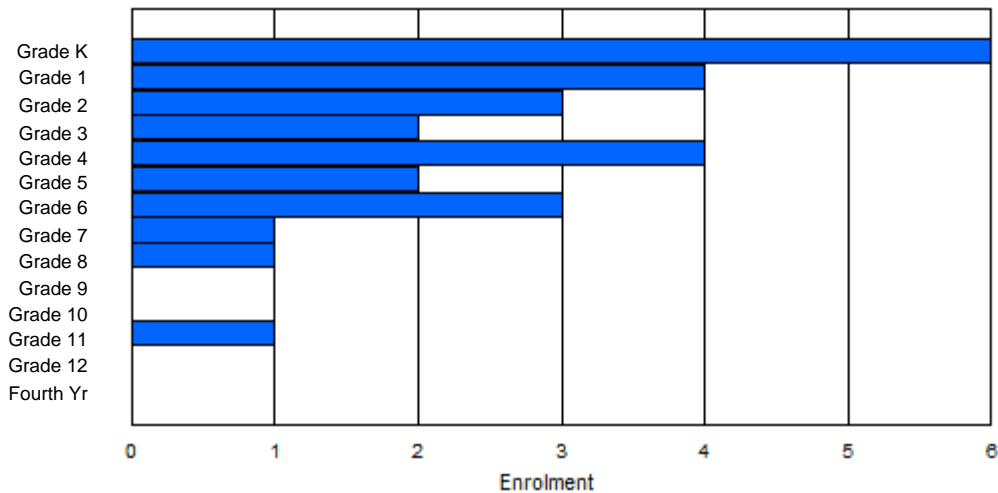
Enrolment By Age and Gender

Gender	Age																	Total
	5	6	7	8	9	10	11	12	13	14	15	16	17	18	19	20>		
Male	2	1	0	1	2	0	2	0	1	0	0	0	0	0	0	0	9	
Female	4	3	2	2	3	1	0	1	0	1	0	1	0	0	0	0	18	
Total	6	4	2	3	5	1	2	1	1	1	0	1	0	0	0	0	27	

Enrolment By Grade and Gender

Gender	Grade															Total
	K	1	2	3	4	5	6	7	8	9	10	11	12	4th		
Male	2	1	1	0	2	1	1	0	1	0	0	0	0	0	9	
Female	4	3	2	2	2	1	2	1	0	0	0	1	0	0	18	
Total	6	4	3	2	4	2	3	1	1	0	0	1	0	0	27	

Enrolment By Grade
For 472 - École Boréale, Happy Valley - Goose Bay



* Data from the 2011-2012 AGR(Enrolment/Age as of the last day in Sept./Dec.)

** Newfoundland Statistics Classification System

*** May include itinerant teachers

District 803 - Private

#373 - First Baptist Academy, Mount Pearl

Grades: 1-8,10

Number of Grades: 10

Classification: Urban

Offers Distance Education: No

[School FTE PTR : N/A](#)

[FTE Teachers](#) *** : 0.0

[Provincial FTE PTR : 11.9](#)

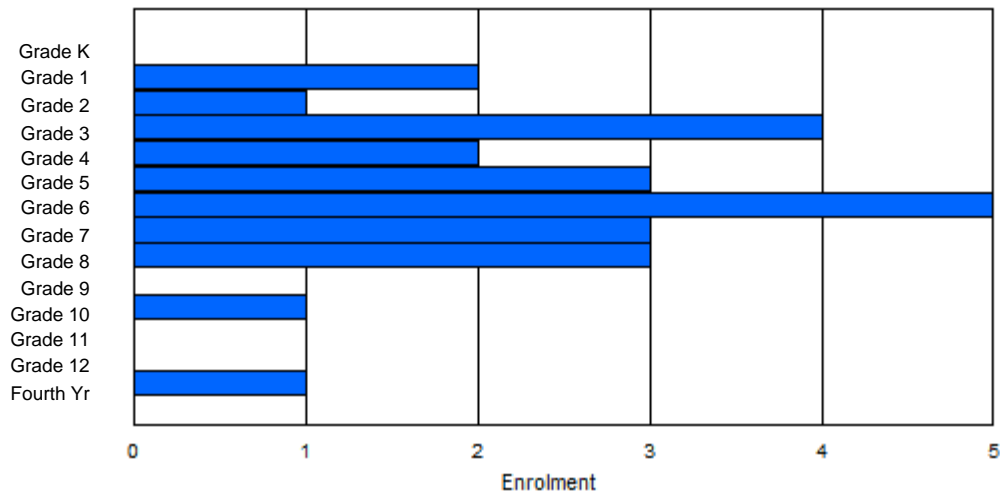
Enrolment By Age and Gender

Gender	Age																Total
	5	6	7	8	9	10	11	12	13	14	15	16	17	18	19	20>	
Male	0	0	1	1	0	3	1	2	1	1	0	0	1	0	0	0	11
Female	0	2	1	2	2	2	2	2	0	0	0	0	1	0	0	0	14
Total	0	2	2	3	2	5	3	4	1	1	0	0	2	0	0	0	25

Enrolment By Grade and Gender

Gender	K	Grade													Total
		1	2	3	4	5	6	7	8	9	10	11	12	4th	
Male	0	0	1	1	0	1	3	1	3	0	1	0	0	0	11
Female	0	2	0	3	2	2	2	2	0	0	0	0	0	1	14
Total	0	2	1	4	2	3	5	3	3	0	1	0	0	1	25

Enrolment By Grade
For 373 - First Baptist Academy, Mount Pearl



* Data from the 2011-2012 AGR(Enrolment/Age as of the last day in Sept./Dec.)

** Newfoundland Statistics Classification System

*** May include itinerant teachers

District 803 - Private

#374 - Murphy Centre, St. John's

Grades: 10-12 Number of Grades: 3

[FTE Teachers](#) *** : 0.0

Classification: Urban
Offers Distance Education: No

[School FTE PTR : N/A](#)

[Provincial FTE PTR : 11.9](#)

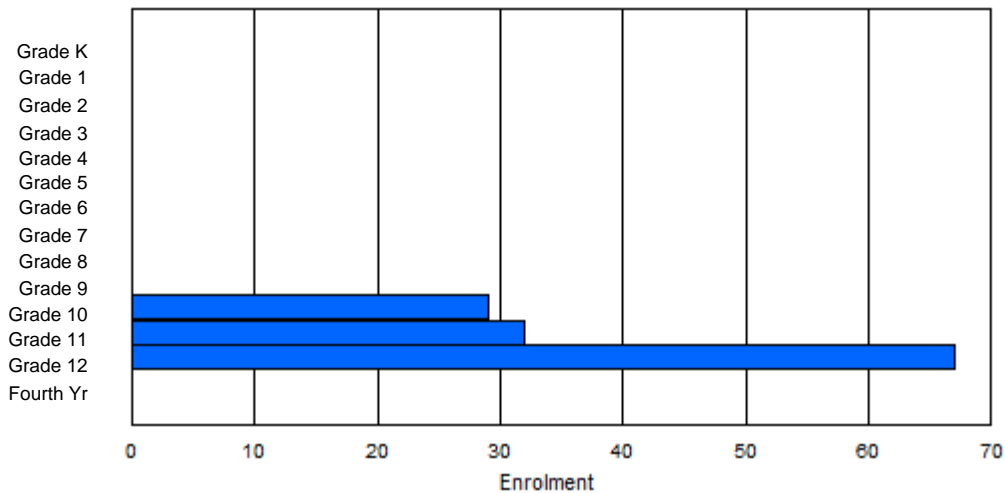
Enrolment By Age and Gender

Gender	Age																	Total
	5	6	7	8	9	10	11	12	13	14	15	16	17	18	19	20>		
Male	0	0	0	0	0	0	0	0	0	0	0	0	3	7	11	35	56	
Female	0	0	0	0	0	0	0	0	0	0	0	0	0	7	20	45	72	
Total	0	0	0	0	0	0	0	0	0	0	0	0	3	14	31	80	128	

Enrolment By Grade and Gender

Gender	Grade															Total
	K	1	2	3	4	5	6	7	8	9	10	11	12	4th		
Male	0	0	0	0	0	0	0	0	0	0	16	10	30	0	56	
Female	0	0	0	0	0	0	0	0	0	0	13	22	37	0	72	
Total	0	0	0	0	0	0	0	0	0	0	29	32	67	0	128	

Enrolment By Grade
For 374 - Murphy Centre, St. John's



* Data from the 2011-2012 AGR(Enrolment/Age as of the last day in Sept./Dec.)

** Newfoundland Statistics Classification System

*** May include itinerant teachers

District 803 - Private

#375 - Lakecrest -St. John's Independent School, St. John's

Classification: Urban
Offers Distance Education: No

Grades: K-9 Number of Grades: 10

[School FTE PTR : N/A](#)

[FTE Teachers](#) *** : 0.0

[Provincial FTE PTR : 11.9](#)

Enrolment By Age and Gender

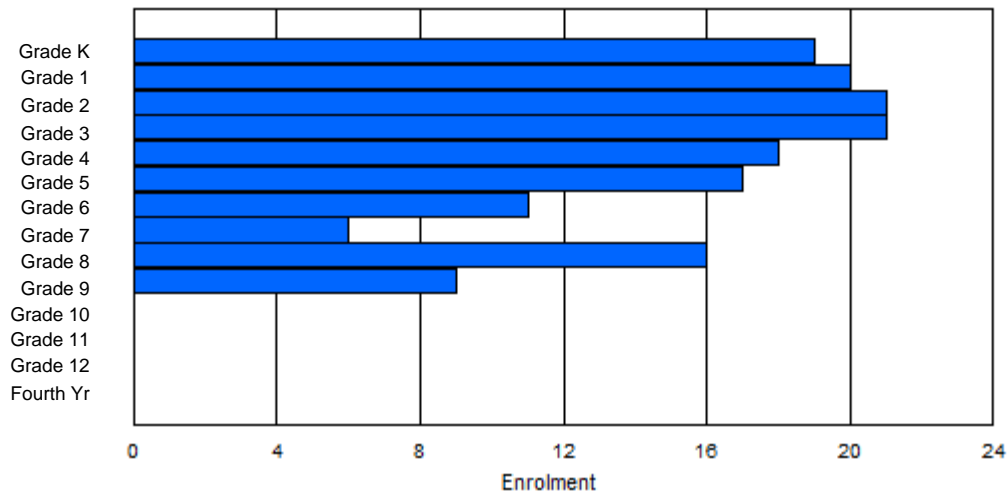
Gender	Age																Total
	5	6	7	8	9	10	11	12	13	14	15	16	17	18	19	20>	
Male	0	0	0	0	0	0	0	0	0	0	0	0	0	0	0	0	0
Female	0	0	0	0	0	0	0	0	0	0	0	0	0	0	0	0	0
Total	0	0	0	0	0	0	0	0	0	0	0	0	0	0	0	0	0

Enrolment By Grade and Gender

Gender	Grade														Total
	K	1	2	3	4	5	6	7	8	9	10	11	12	4th	
Male	0	0	0	0	0	0	0	0	0	0	0	0	0	0	0
Female	0	0	0	0	0	0	0	0	0	0	0	0	0	0	0
Total	0	0	0	0	0	0	0	0	0	0	0	0	0	0	0

Enrolment By Grade

For 375 - Lakecrest -St. John's Independent School, St. John's



* Data from the 2011-2012 AGR(Enrolment/Age as of the last day in Sept./Dec.)

** Newfoundland Statistics Classification System

*** May include itinerant teachers

District 803 - Private

#450 - St. Bonaventure's College, St. John's

Grades: K-12 Number of Grades: 13

Classification: Urban
Offers Distance Education: No

[School FTE PTR : N/A](#)

[FTE Teachers](#) *** : 0.0

[Provincial FTE PTR : 11.9](#)

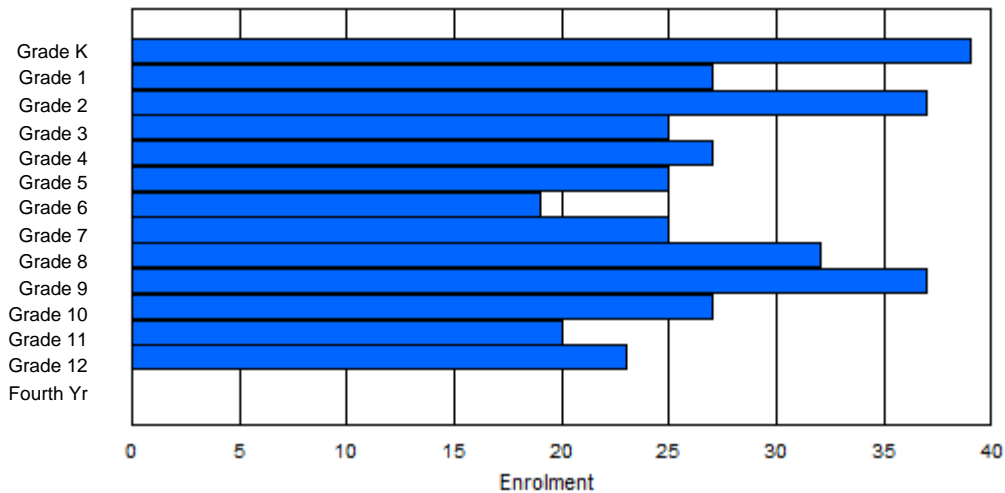
Enrolment By Age and Gender

Gender	Age																Total
	5	6	7	8	9	10	11	12	13	14	15	16	17	18	19	20>	
Male	16	16	24	16	12	12	13	11	16	17	11	12	9	1	0	0	186
Female	22	12	13	8	15	12	9	15	13	19	16	7	15	1	0	0	177
Total	38	28	37	24	27	24	22	26	29	36	27	19	24	2	0	0	363

Enrolment By Grade and Gender

Gender	Grade														Total
	K	1	2	3	4	5	6	7	8	9	10	11	12	4th	
Male	17	16	23	17	11	13	13	10	16	17	11	14	8	0	186
Female	22	11	14	8	16	12	6	15	16	20	16	6	15	0	177
Total	39	27	37	25	27	25	19	25	32	37	27	20	23	0	363

Enrolment By Grade
For 450 - St. Bonaventure's College, St. John's



* Data from the 2011-2012 AGR(Enrolment/Age as of the last day in Sept./Dec.)

** Newfoundland Statistics Classification System

*** May include itinerant teachers

District 803 - Private

#453 - Eric G. Lambert All-Grade, Churchill Falls

Grades: K-12

Number of Grades: 13

Classification: Rural

Offers Distance Education: Yes

[School FTE PTR : N/A](#)

[FTE Teachers](#) *** : 0.0

[Provincial FTE PTR : 11.9](#)

Enrolment By Age and Gender

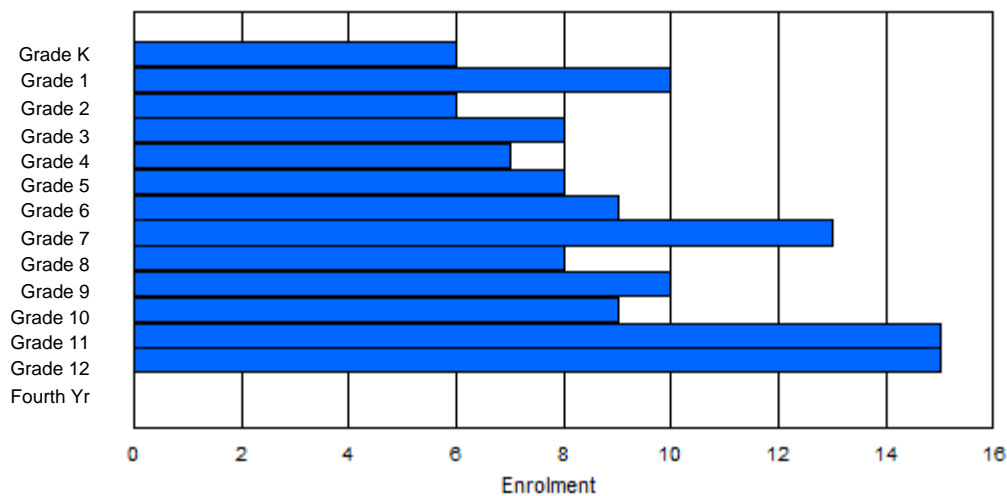
Gender	Age																Total
	5	6	7	8	9	10	11	12	13	14	15	16	17	18	19	20>	
Male	1	4	2	4	4	5	4	7	5	4	3	6	11	0	0	0	60
Female	5	6	4	4	3	3	5	5	3	6	6	9	5	0	0	0	64
Total	6	10	6	8	7	8	9	12	8	10	9	15	16	0	0	0	124

Enrolment By Grade and Gender

Gender	K	Grade													Total
		1	2	3	4	5	6	7	8	9	10	11	12	4th	
Male	1	4	2	4	4	5	4	8	5	4	3	6	10	0	60
Female	5	6	4	4	3	3	5	5	3	6	6	9	5	0	64
Total	6	10	6	8	7	8	9	13	8	10	9	15	15	0	124

Enrolment By Grade

For 453 - Eric G. Lambert All-Grade, Churchill Falls



* Data from the 2011-2012 AGR(Enrolment/Age as of the last day in Sept./Dec.)

** Newfoundland Statistics Classification System

*** May include itinerant teachers

District 803 - Private

#469 - Immaculate Heart of Mary School, Corner Brook

Classification: Urban
Offers Distance Education: No

Grades: K-9 Number of Grades: 10

[School FTE PTR : N/A](#)

[FTE Teachers](#) *** : 0.0

[Provincial FTE PTR : 11.9](#)

Enrolment By Age and Gender

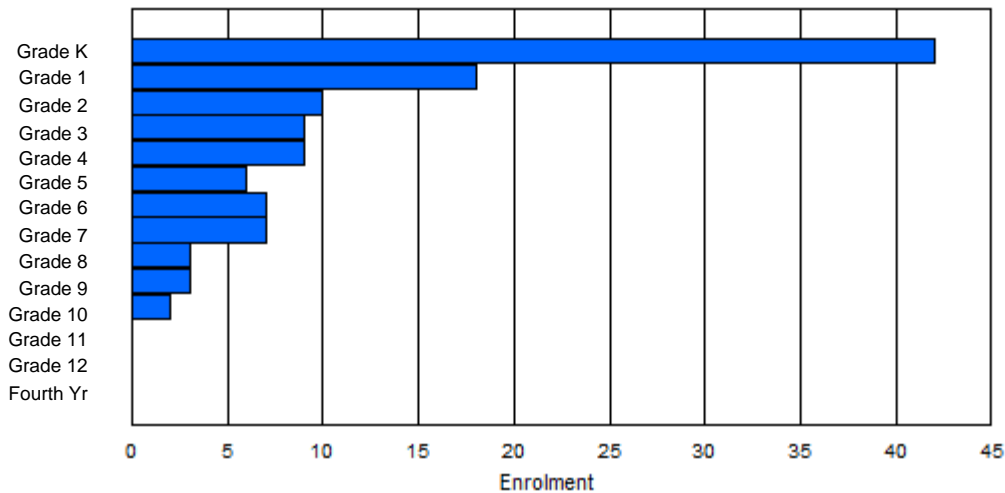
Gender	Age																Total
	5	6	7	8	9	10	11	12	13	14	15	16	17	18	19	20>	
Male	22	7	7	4	0	1	1	3	1	2	0	0	0	0	0	0	48
Female	23	8	4	4	9	5	6	4	2	1	1	0	0	0	0	0	67
Total	45	15	11	8	9	6	7	7	3	3	1	0	0	0	0	0	115

Enrolment By Grade and Gender

Gender	Grade														Total
	K	1	2	3	4	5	6	7	8	9	10	11	12	4th	
Male	22	7	6	5	0	1	2	2	1	2	0	0	0	0	48
Female	20	11	4	4	9	5	5	5	2	1	1	0	0	0	67
Total	42	18	10	9	9	6	7	7	3	3	1	0	0	0	115

Enrolment By Grade

For 469 - Immaculate Heart of Mary School, Corner Brook



* Data from the 2011-2012 AGR(Enrolment/Age as of the last day in Sept./Dec.)

** Newfoundland Statistics Classification System

*** May include itinerant teachers

District 804 - Native Federal

#018 - Sheshatshiu Innu School, Sheshatshiu

Classification: Rural
Offers Distance Education: No

Grades: K-12 Number of Grades: 13

[School FTE PTR : N/A](#)

[FTE Teachers](#) *** : 0.0

[Provincial FTE PTR : 11.9](#)

Enrolment By Age and Gender

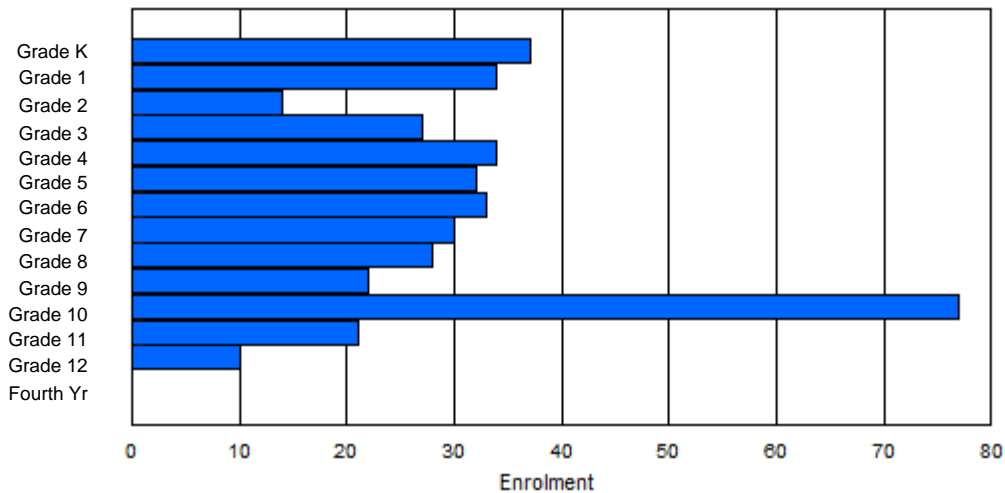
Gender	Age																Total
	5	6	7	8	9	10	11	12	13	14	15	16	17	18	19	20>	
Male	0	0	0	0	0	0	0	0	0	0	0	0	0	0	0	0	0
Female	0	0	0	0	0	0	0	0	0	0	0	0	0	0	0	0	0
Total	0	0	0	0	0	0	0	0	0	0	0	0	0	0	0	0	0

Enrolment By Grade and Gender

Gender	Grade														Total
	K	1	2	3	4	5	6	7	8	9	10	11	12	4th	
Male	0	0	0	0	0	0	0	0	0	0	0	0	0	0	0
Female	0	0	0	0	0	0	0	0	0	0	0	0	0	0	0
Total	0	0	0	0	0	0	0	0	0	0	0	0	0	0	0

Enrolment By Grade

For 018 - Sheshatshiu Innu School, Sheshatshiu



* Data from the 2011-2012 AGR(Enrolment/Age as of the last day in Sept./Dec.)

** Newfoundland Statistics Classification System

*** May include itinerant teachers

District 804 - Native Federal

#019 - Mushuau Innu Natuashish School, Natuashish

Grades: K-12 Number of Grades: 13

Classification: Rural
Offers Distance Education: No

[School FTE PTR : N/A](#)

[FTE Teachers](#) *** : 0.0

[Provincial FTE PTR : 11.9](#)

Enrolment By Age and Gender

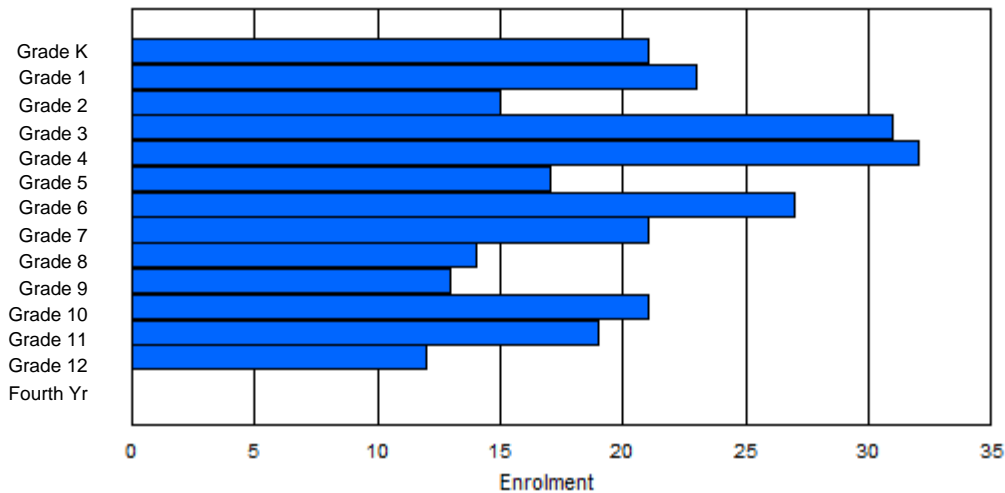
Gender	Age																Total
	5	6	7	8	9	10	11	12	13	14	15	16	17	18	19	20>	
Male	0	0	0	0	0	0	0	0	0	0	0	0	0	0	0	0	0
Female	0	0	0	0	0	0	0	0	0	0	0	0	0	0	0	0	0
Total	0	0	0	0	0	0	0	0	0	0	0	0	0	0	0	0	0

Enrolment By Grade and Gender

Gender	Grade														Total
	K	1	2	3	4	5	6	7	8	9	10	11	12	4th	
Male	0	0	0	0	0	0	0	0	0	0	0	0	0	0	0
Female	0	0	0	0	0	0	0	0	0	0	0	0	0	0	0
Total	0	0	0	0	0	0	0	0	0	0	0	0	0	0	0

Enrolment By Grade

For 019 - Mushuau Innu Natuashish School, Natuashish



* Data from the 2011-2012 AGR(Enrolment/Age as of the last day in Sept./Dec.)

** Newfoundland Statistics Classification System

*** May include itinerant teachers

District 804 - Native Federal

#376 - Se't Anneway Kegnamogwom, Conne River

Grades: K-12 Number of Grades: 13

[FTE Teachers](#) *** : 0.0

Classification: Rural
Offers Distance Education: Yes

[School FTE PTR : N/A](#)

[Provincial FTE PTR : 11.9](#)

Enrolment By Age and Gender

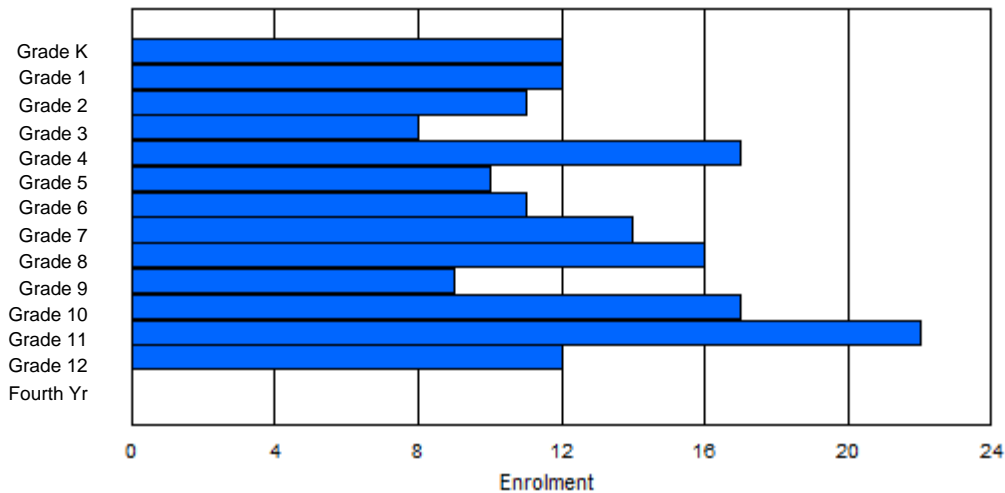
Gender	Age																Total
	5	6	7	8	9	10	11	12	13	14	15	16	17	18	19	20>	
Male	0	0	0	0	0	0	0	0	0	0	0	0	0	0	0	0	0
Female	0	0	0	0	0	0	0	0	0	0	0	0	0	0	0	0	0
Total	0	0	0	0	0	0	0	0	0	0	0	0	0	0	0	0	0

Enrolment By Grade and Gender

Gender	Grade														Total
	K	1	2	3	4	5	6	7	8	9	10	11	12	4th	
Male	0	0	0	0	0	0	0	0	0	0	0	0	0	0	0
Female	0	0	0	0	0	0	0	0	0	0	0	0	0	0	0
Total	0	0	0	0	0	0	0	0	0	0	0	0	0	0	0

Enrolment By Grade

For 376 - Se't Anneway Kegnamogwom, Conne River



* Data from the 2011-2012 AGR(Enrolment/Age as of the last day in Sept./Dec.)

** Newfoundland Statistics Classification System

*** May include itinerant teachers

District 903 - Social Service

#378 - NF & Lab Youth Centre, Whitbourne

Classification: Rural
Offers Distance Education: No

Grades: Other Number of Grades: 0

[School FTE PTR : N/A](#)

[FTE Teachers](#) *** : 6.0

[Provincial FTE PTR : 11.9](#)

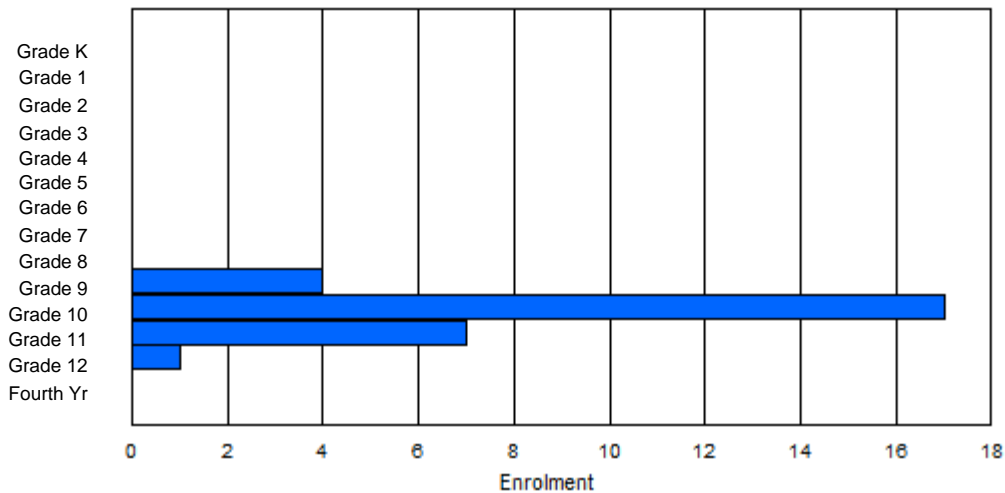
Enrolment By Age and Gender

Gender	Age																Total
	5	6	7	8	9	10	11	12	13	14	15	16	17	18	19	20>	
Male	0	0	0	0	0	0	0	0	0	0	0	0	0	0	0	0	0
Female	0	0	0	0	0	0	0	0	0	0	0	0	0	0	0	0	0
Total	0	0	0	0	0	0	0	0	0	0	0	0	0	0	0	0	0

Enrolment By Grade and Gender

Gender	Grade														Total
	K	1	2	3	4	5	6	7	8	9	10	11	12	4th	
Male	0	0	0	0	0	0	0	0	0	0	0	0	0	0	0
Female	0	0	0	0	0	0	0	0	0	0	0	0	0	0	0
Total	0	0	0	0	0	0	0	0	0	0	0	0	0	0	0

Enrolment By Grade
For 378 - NF & Lab Youth Centre, Whitbourne



* Data from the 2011-2012 AGR(Enrolment/Age as of the last day in Sept./Dec.)

** Newfoundland Statistics Classification System

*** May include itinerant teachers

Number of Schools: 278

* Data from the 2011-2012 AGR(Enrolment/Age as of the last day in Sept./Dec.)

** Newfoundland Statistics Classification System

*** May include itinerant teachers