

District 4 - Eastern

School #: 213 Lake Academy

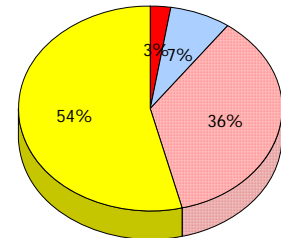
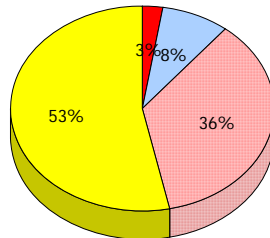
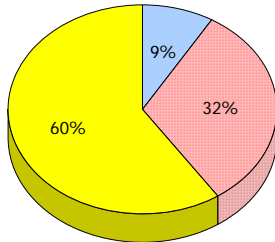
Number Operations

School

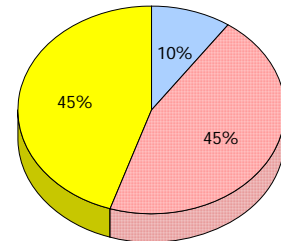
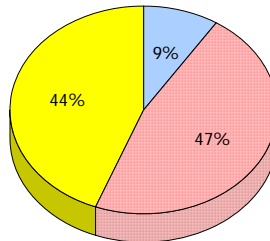
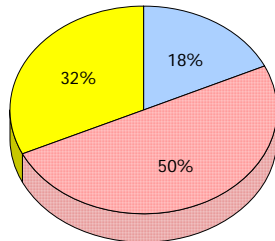
District

Province

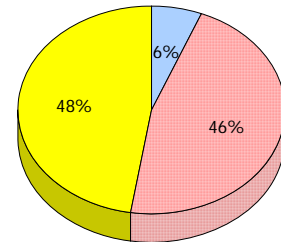
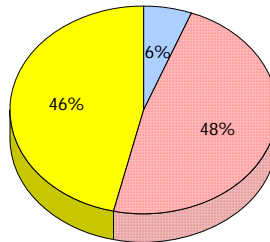
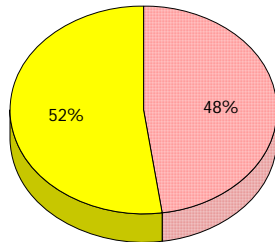
2012
AGR (47)



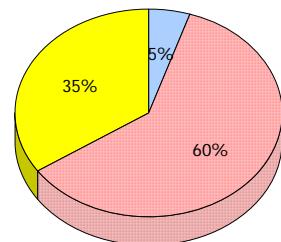
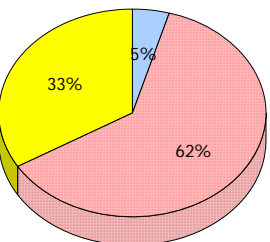
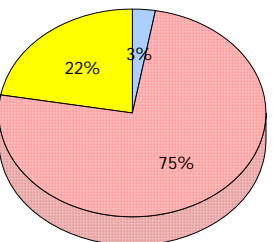
2011
AGR (44)



2010
AGR (34)



2009
AGR (44)



Unknown
 Exemption
 Not Yet Meeting (1 or 2)
 Meeting or Exceeding (3,4,5)

In some cases, CRT numbers may exceed AGR numbers based on late enrolments. Pie chart is based on the number of students who wrote the CRT. Number Operations score is composite of Reasoning, Communication, Connections and Representations, and Problem Solving.

Source: Division of Evaluation and Research, Department of Education

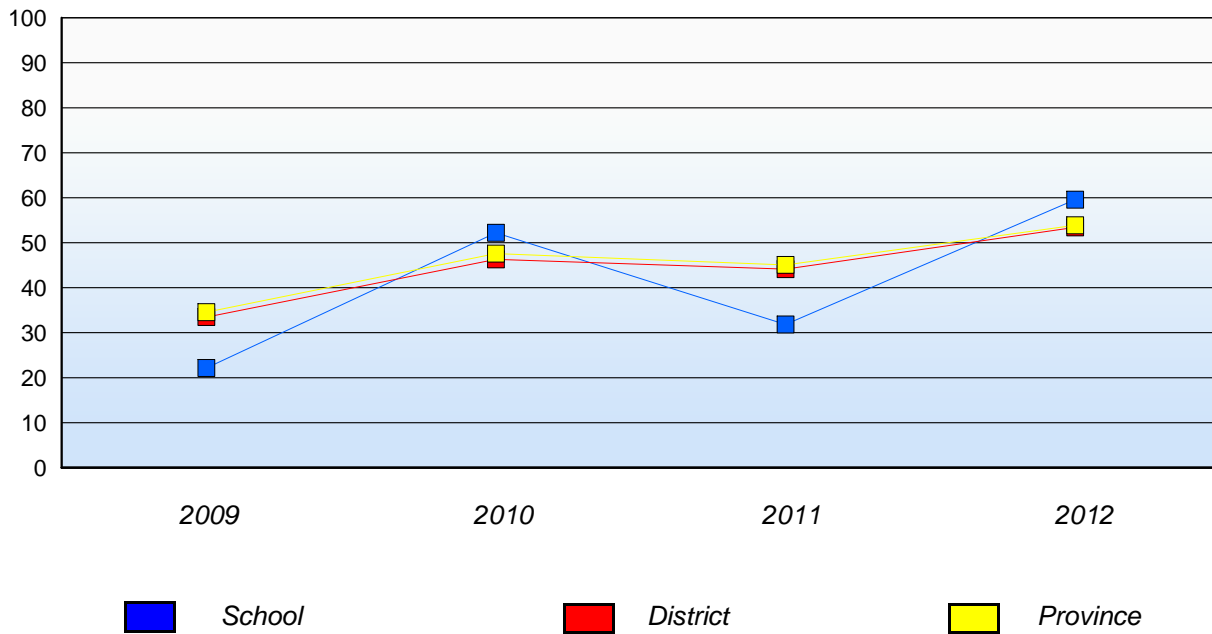
O:\CRT12\4YRTREND\PIES\MTH_6\REPORT\MTH6_4YR_12W.RPT

District 4 - Eastern

School #: 213 Lake Academy

Number Operations

Percentage of students at level 3 or above (2009 - 2012)



In some cases, CRT numbers may exceed AGR numbers based on late enrolments. Pie chart is based on the number of students who wrote the CRT. Number Operations score is composite of Reasoning, Communication, Connections and Representations, and Problem Solving.

Source: Division of Evaluation and Research, Department of Education

O:\CRT12\4YRTREND\PIES\MTH_6\REPORT\MTH6_4YR_12W.RPT

Mushuau Innu Natuashish and Peenamin McKenzie School are excluded from district and provincial results.

District 4 - Eastern

School #: 218 St. Joseph's Academy

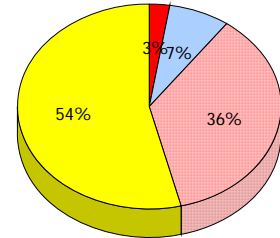
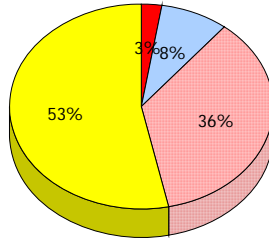
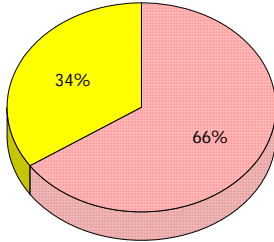
Number Operations

School

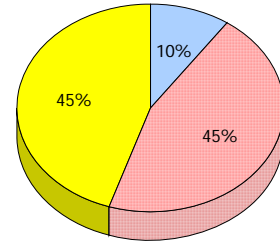
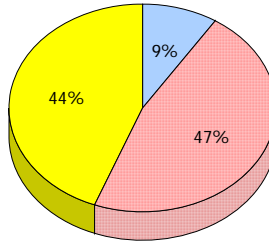
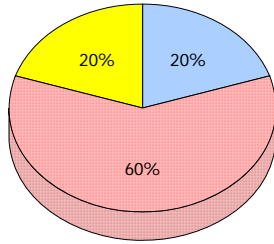
District

Province

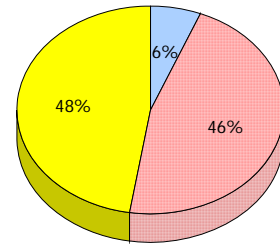
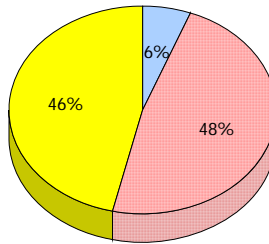
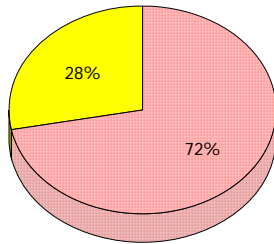
2012
AGR (8)



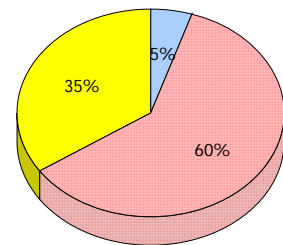
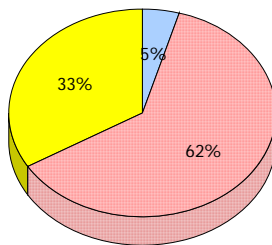
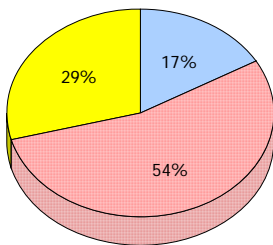
2011
AGR (5)



2010
AGR (8)



2009
AGR (12)



Unknown
 Exemption
 Not Yet Meeting (1 or 2)
 Meeting or Exceeding (3,4,5)

In some cases, CRT numbers may exceed AGR numbers based on late enrolments. Pie chart is based on the number of students who wrote the CRT. Number Operations score is composite of Reasoning, Communication, Connections and Representations, and Problem Solving.

Source: Division of Evaluation and Research, Department of Education

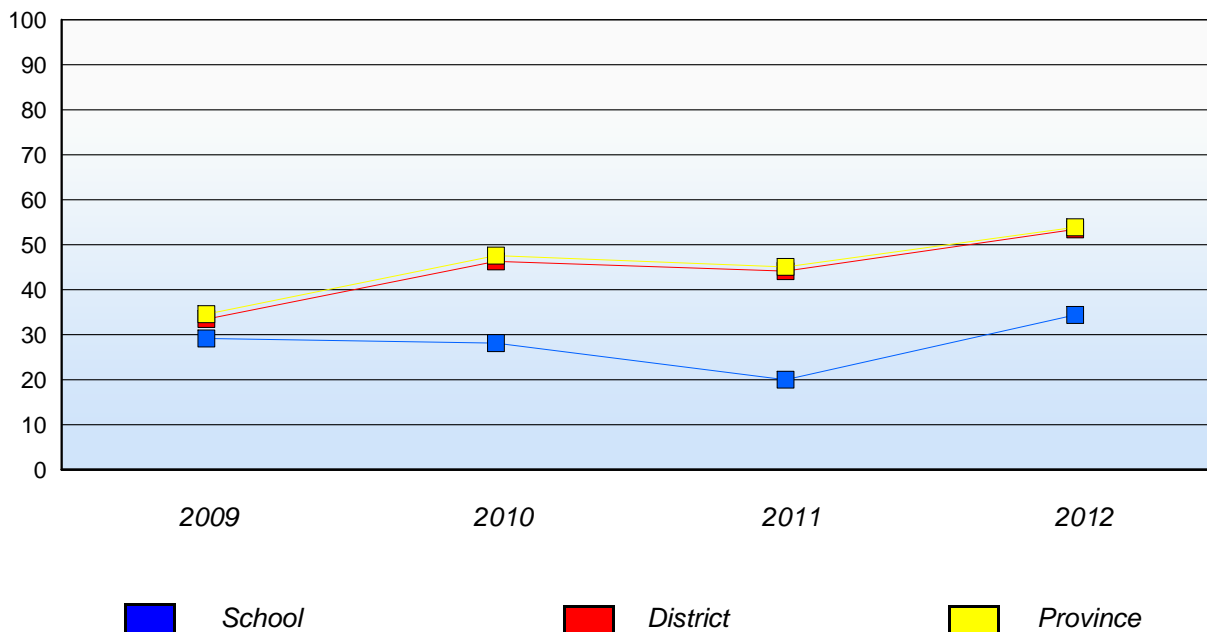
O:\CRT12\4YRTREND\PIES\MTH_6\REPORT\MTH6_4YR_12W.RPT

District 4 - Eastern

School #: 218 St. Joseph's Academy

Number Operations

Percentage of students at level 3 or above (2009 - 2012)



In some cases, CRT numbers may exceed AGR numbers based on late enrolments. Pie chart is based on the number of students who wrote the CRT. Number Operations score is composite of Reasoning, Communication, Connections and Representations, and Problem Solving.

Source: Division of Evaluation and Research, Department of Education

O:\CRT12\4YRTREND\PIES\MTH_6\REPORT\MTH6_4YR_12W.RPT

Mushuau Innu Natuashish and Peenamin McKenzie School are excluded from district and provincial results.

District 4 - Eastern

School #: 220 Sacred Heart Academy

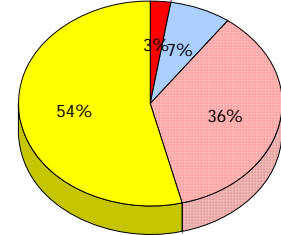
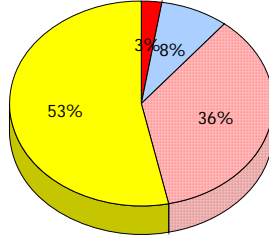
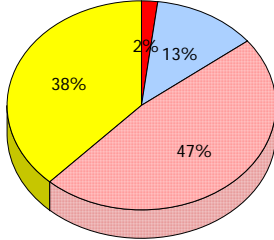
Number Operations

School

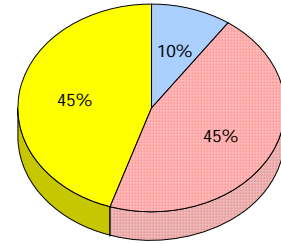
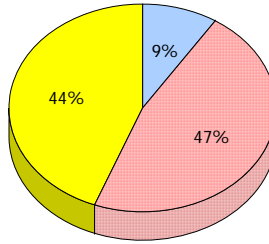
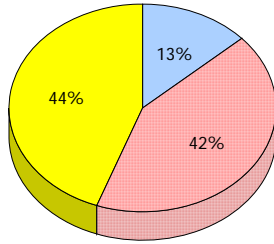
District

Province

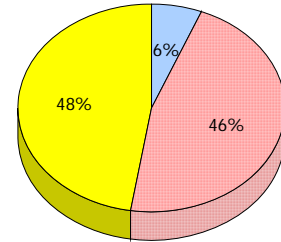
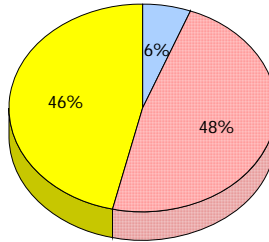
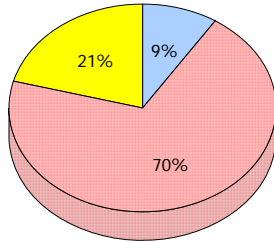
2012
AGR (55)



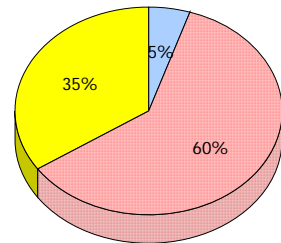
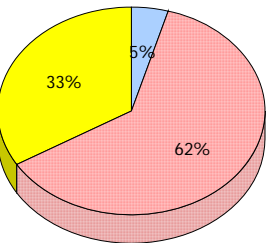
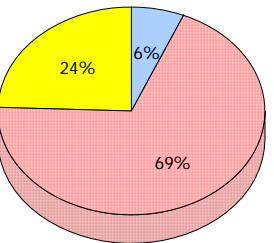
2011
AGR (67)



2010
AGR (77)



2009
AGR (78)



Unknown
 Exemption
 Not Yet Meeting (1 or 2)
 Meeting or Exceeding (3,4,5)

In some cases, CRT numbers may exceed AGR numbers based on late enrolments. Pie chart is based on the number of students who wrote the CRT. Number Operations score is composite of Reasoning, Communication, Connections and Representations, and Problem Solving.

Source: Division of Evaluation and Research, Department of Education

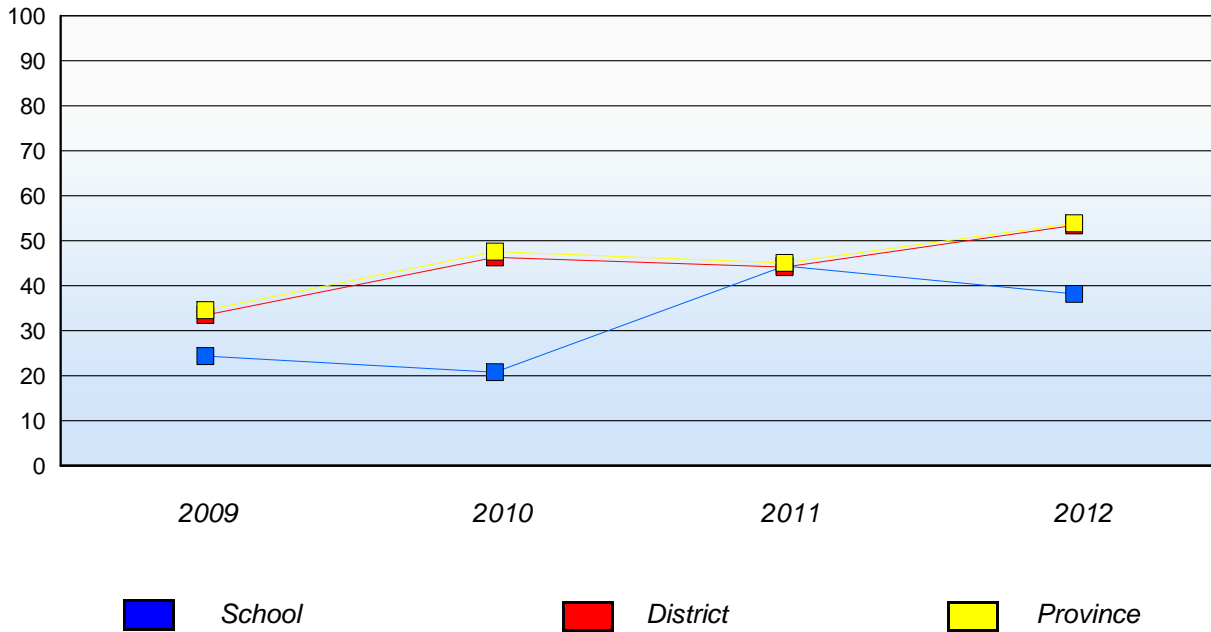
O:\CRT12\4YRTREND\PIES\MTH_6\REPORT\MTH6_4YR_12W.RPT

District 4 - Eastern

School #: 220 Sacred Heart Academy

Number Operations

Percentage of students at level 3 or above (2009 - 2012)



In some cases, CRT numbers may exceed AGR numbers based on late enrolments. Pie chart is based on the number of students who wrote the CRT. Number Operations score is composite of Reasoning, Communication, Connections and Representations, and Problem Solving.

Source: Division of Evaluation and Research, Department of Education

O:\CRT12\4YRTREND\PIES\MTH_6\REPORT\MTH6_4YR_12W.RPT

Mushuau Innu Natuashish and Peenamin McKenzie School are excluded from district and provincial results.

District 4 - Eastern

School #: 223 Christ the King School

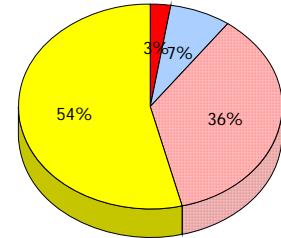
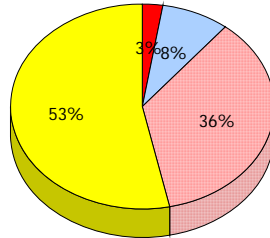
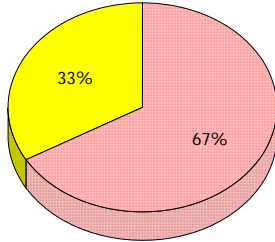
Number Operations

School

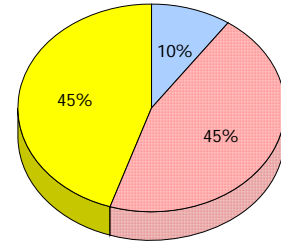
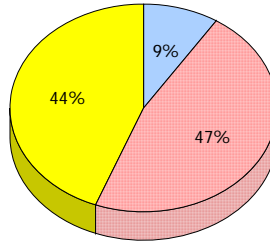
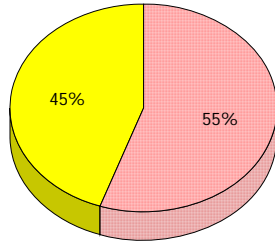
District

Province

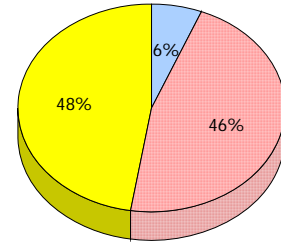
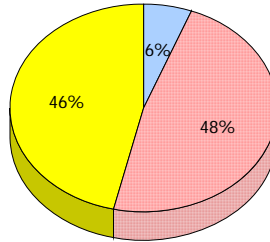
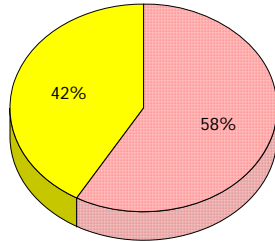
2012
AGR (6)



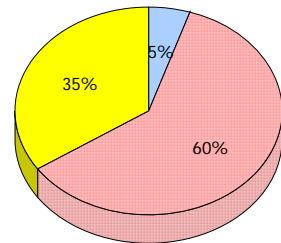
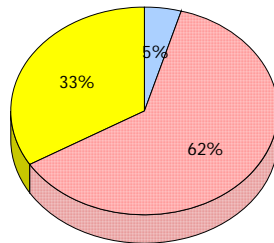
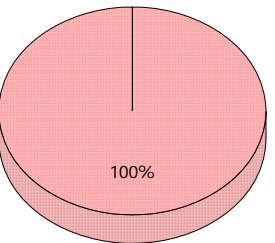
2011
AGR (13)



2010
AGR (6)



2009
AGR (10)



Unknown
 Exemption
 Not Yet Meeting (1 or 2)
 Meeting or Exceeding (3,4,5)

In some cases, CRT numbers may exceed AGR numbers based on late enrolments. Pie chart is based on the number of students who wrote the CRT. Number Operations score is composite of Reasoning, Communication, Connections and Representations, and Problem Solving.

Source: Division of Evaluation and Research, Department of Education

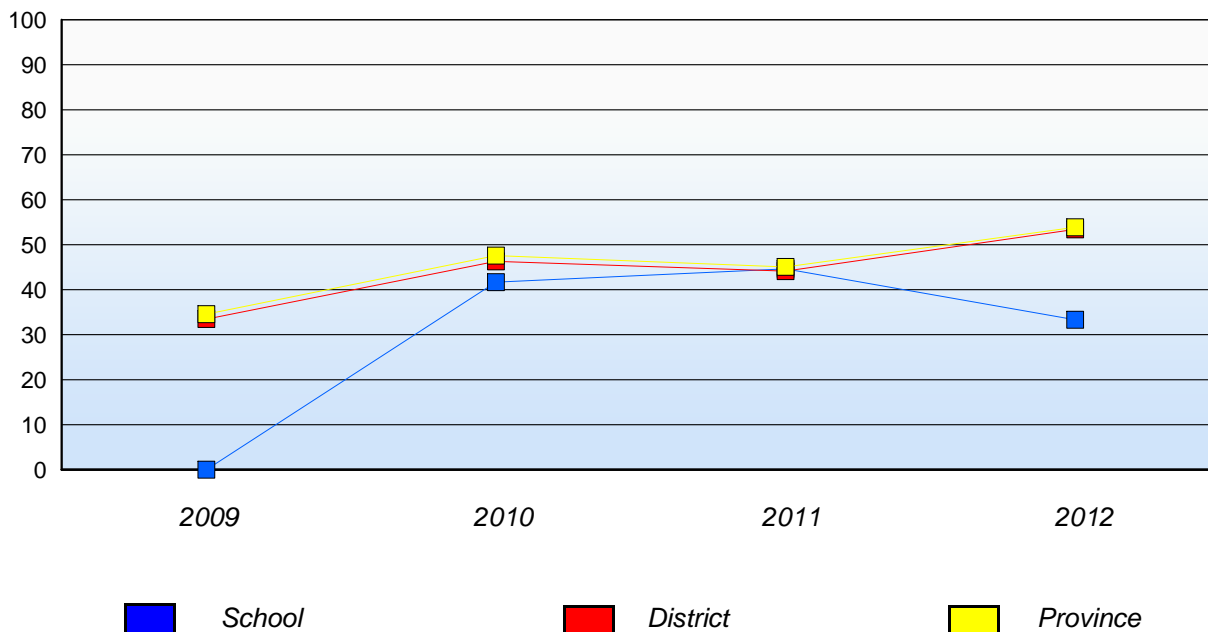
O:\CRT12\4YRTREND\PIES\MTH_6\REPORT\MTH6_4YR_12W.RPT

District 4 - Eastern

School #: 223 Christ the King School

Number Operations

Percentage of students at level 3 or above (2009 - 2012)



In some cases, CRT numbers may exceed AGR numbers based on late enrolments. Pie chart is based on the number of students who wrote the CRT. Number Operations score is composite of Reasoning, Communication, Connections and Representations, and Problem Solving.

Source: Division of Evaluation and Research, Department of Education

O:\CRT12\4YRTREND\PIES\MTH_6\REPORT\MTH6_4YR_12W.RPT

District 4 - Eastern

School #: 224 Donald C. Jamieson Academy

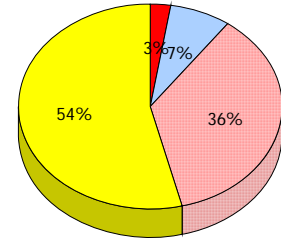
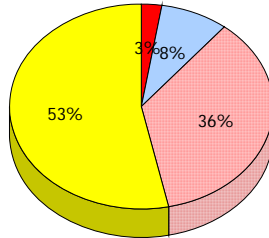
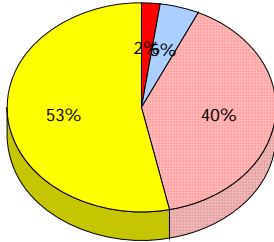
Number Operations

School

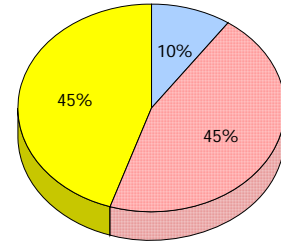
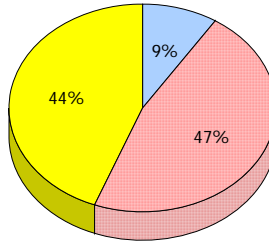
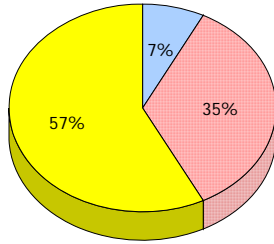
District

Province

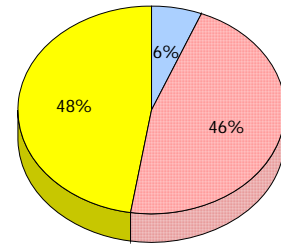
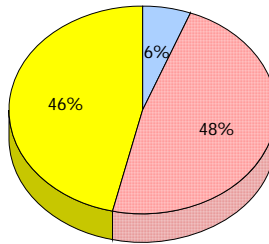
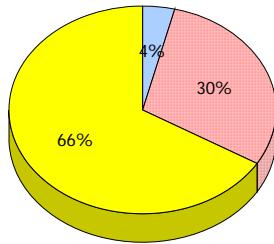
2012
AGR (44)



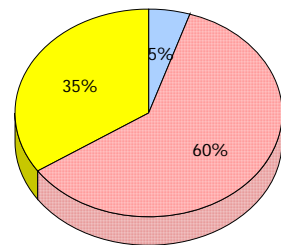
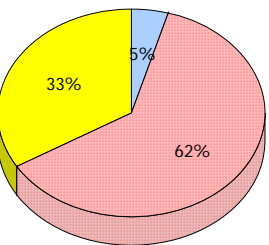
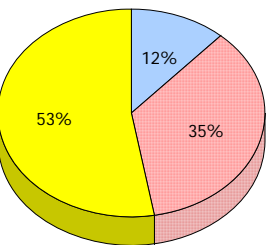
2011
AGR (54)



2010
AGR (52)



2009
AGR (53)



Unknown
 Exemption
 Not Yet Meeting (1 or 2)
 Meeting or Exceeding (3,4,5)

In some cases, CRT numbers may exceed AGR numbers based on late enrolments. Pie chart is based on the number of students who wrote the CRT. Number Operations score is composite of Reasoning, Communication, Connections and Representations, and Problem Solving.

Source: Division of Evaluation and Research, Department of Education

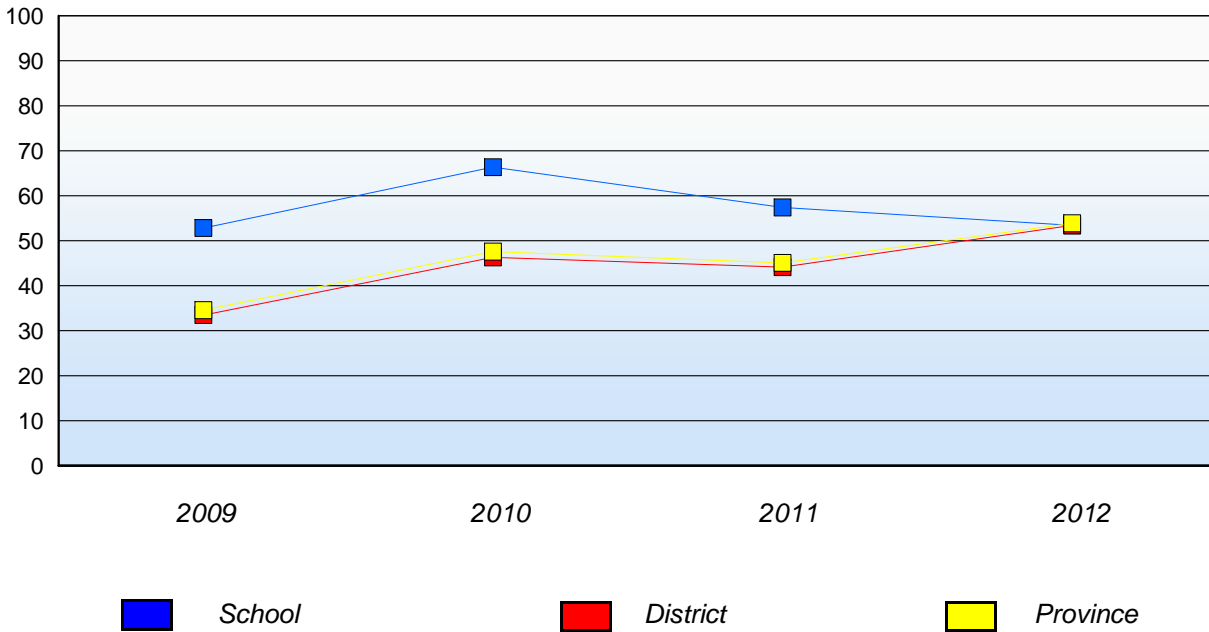
O:\CRT12\4YRTREND\PIES\MTH_6\REPORT\MTH6_4YR_12W.RPT

District 4 - Eastern

School #: 224 Donald C. Jamieson Academy

Number Operations

Percentage of students at level 3 or above (2009 - 2012)



In some cases, CRT numbers may exceed AGR numbers based on late enrolments. Pie chart is based on the number of students who wrote the CRT. Number Operations score is composite of Reasoning, Communication, Connections and Representations, and Problem Solving.

Source: Division of Evaluation and Research, Department of Education

O:\CRT12\4YRTREND\PIES\MTH_6\REPORT\MTH6_4YR_12W.RPT

District 4 - Eastern

School #: 226 Fortune Bay Academy

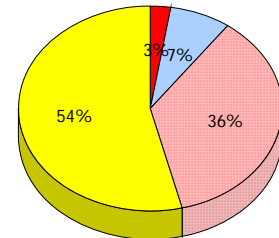
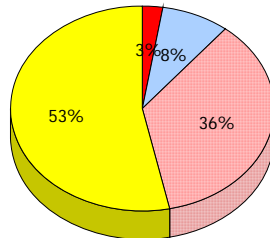
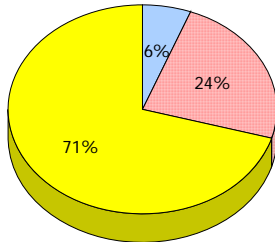
Number Operations

School

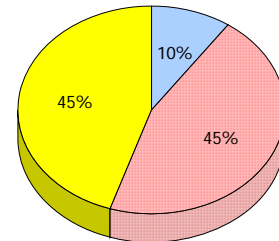
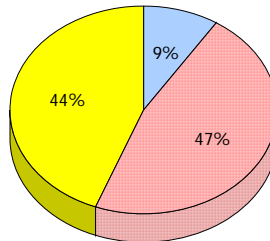
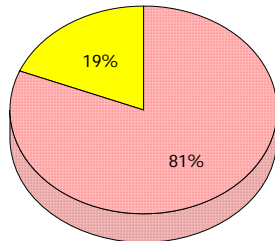
District

Province

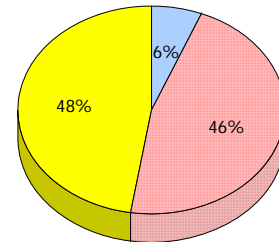
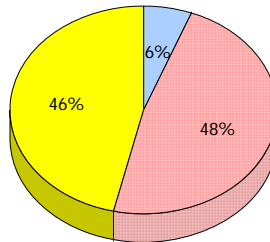
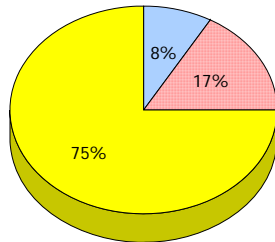
2012
AGR (17)



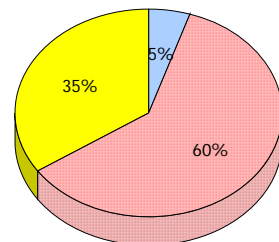
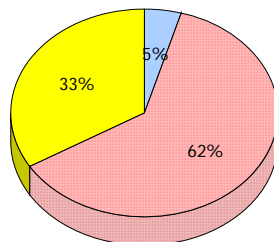
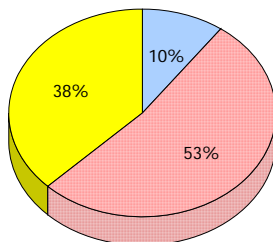
2011
AGR (8)



2010
AGR (12)



2009
AGR (10)



Unknown
 Exemption
 Not Yet Meeting (1 or 2)
 Meeting or Exceeding (3,4,5)

In some cases, CRT numbers may exceed AGR numbers based on late enrolments. Pie chart is based on the number of students who wrote the CRT. Number Operations score is composite of Reasoning, Communication, Connections and Representations, and Problem Solving.

Source: Division of Evaluation and Research, Department of Education

O:\CRT12\4YRTREND\PIES\MTH_6\REPORT\MTH6_4YR_12W.RPT

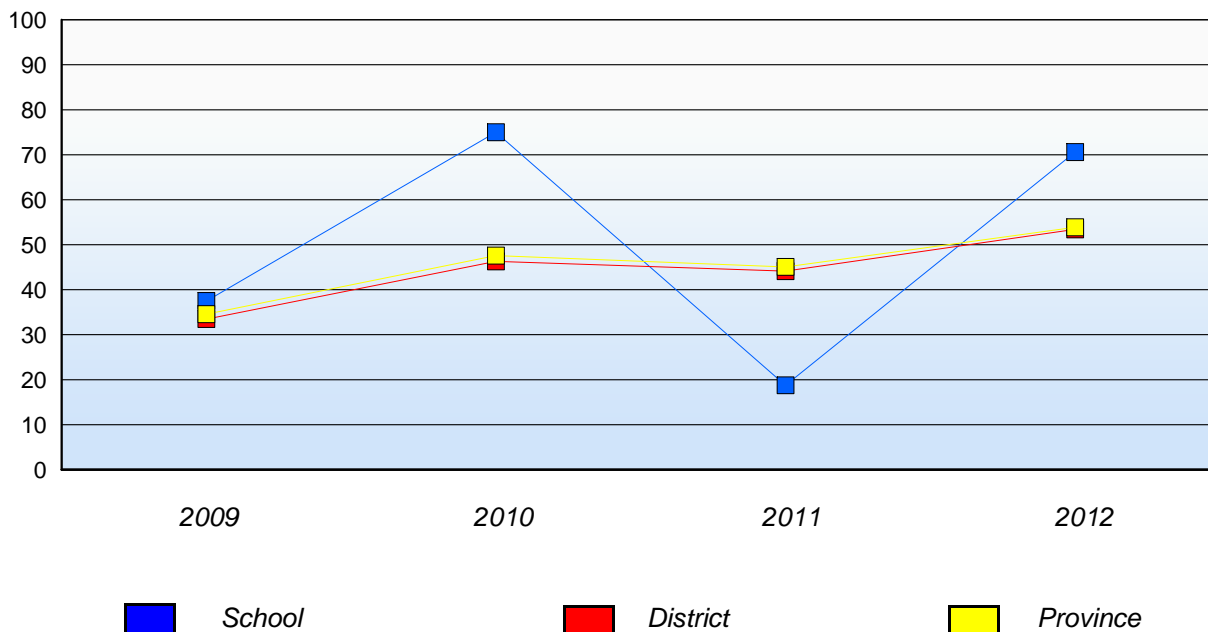
Mushuau Innu Natuashish and Peenamin McKenzie School are excluded from district and provincial results.

District 4 - Eastern

School #: 226 Fortune Bay Academy

Number Operations

Percentage of students at level 3 or above (2009 - 2012)



In some cases, CRT numbers may exceed AGR numbers based on late enrolments. Pie chart is based on the number of students who wrote the CRT. Number Operations score is composite of Reasoning, Communication, Connections and Representations, and Problem Solving.

Source: Division of Evaluation and Research, Department of Education

O:\CRT12\4YRTREND\PIES\MTH_6\REPORT\MTH6_4YR_12W.RPT

Mushuau Innu Natuashish and Peenamin McKenzie School are excluded from district and provincial results.

District 4 - Eastern

School #: 228 St. Lawrence Academy

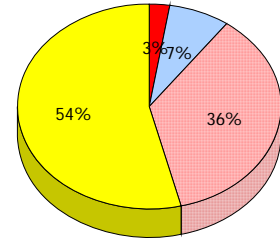
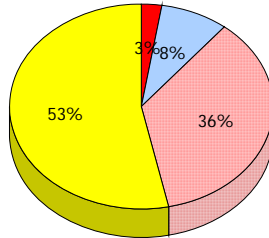
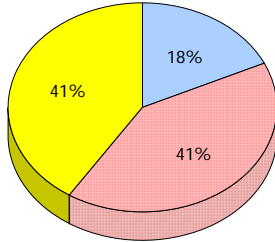
Number Operations

School

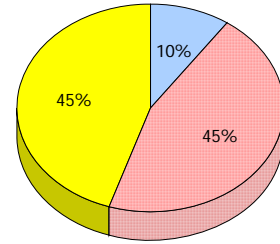
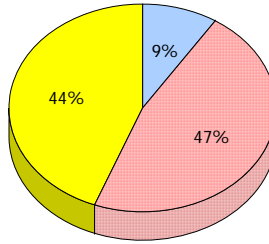
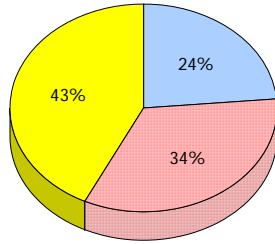
District

Province

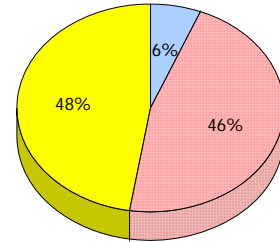
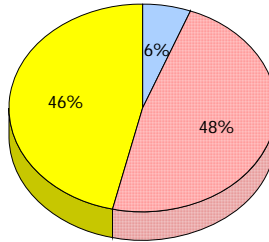
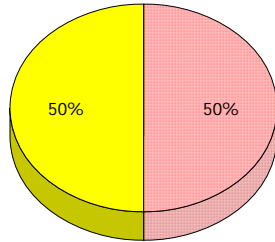
2012
AGR (11)



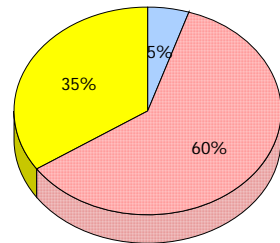
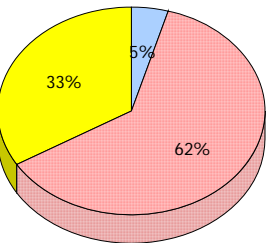
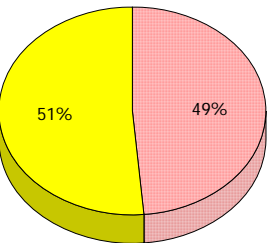
2011
AGR (17)



2010
AGR (13)



2009
AGR (18)



Unknown
 Exemption
 Not Yet Meeting (1 or 2)
 Meeting or Exceeding (3,4,5)

In some cases, CRT numbers may exceed AGR numbers based on late enrolments. Pie chart is based on the number of students who wrote the CRT. Number Operations score is composite of Reasoning, Communication, Connections and Representations, and Problem Solving.

Source: Division of Evaluation and Research, Department of Education

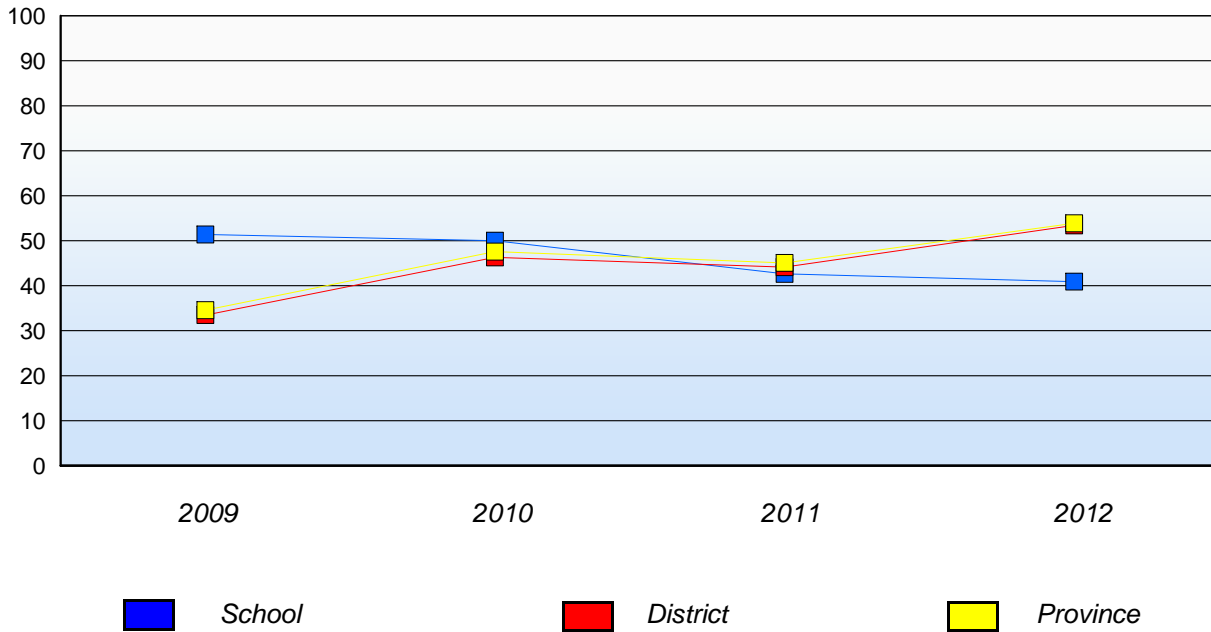
O:\CRT12\4YRTREND\PIES\MTH_6\REPORT\MTH6_4YR_12W.RPT

District 4 - Eastern

School #: 228 St. Lawrence Academy

Number Operations

Percentage of students at level 3 or above (2009 - 2012)



In some cases, CRT numbers may exceed AGR numbers based on late enrolments. Pie chart is based on the number of students who wrote the CRT. Number Operations score is composite of Reasoning, Communication, Connections and Representations, and Problem Solving.

Source: Division of Evaluation and Research, Department of Education

O:\CRT12\4YRTREND\PIES\MTH_6\REPORT\MTH6_4YR_12W.RPT

Mushuau Innu Natuashish and Peenamin McKenzie School are excluded from district and provincial results.

District 4 - Eastern

School #: 229 St. Joseph's All Grade

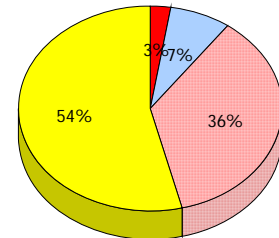
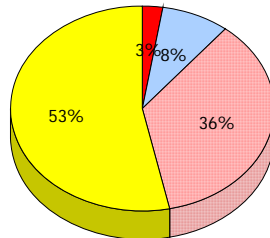
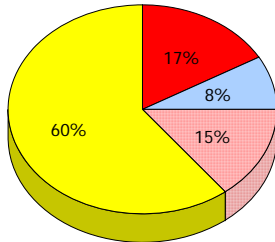
Number Operations

School

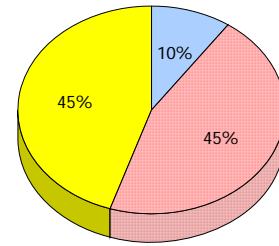
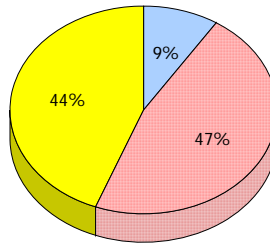
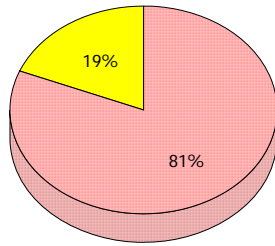
District

Province

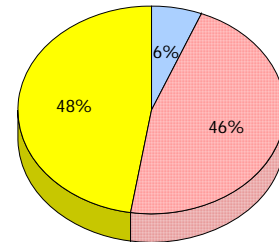
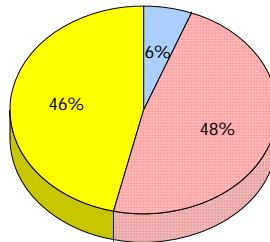
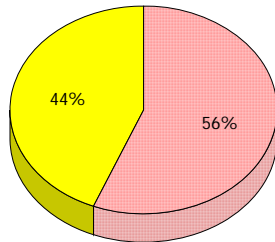
2012
AGR (12)



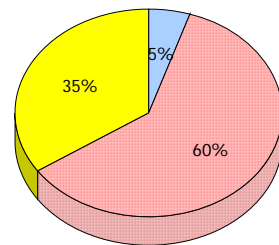
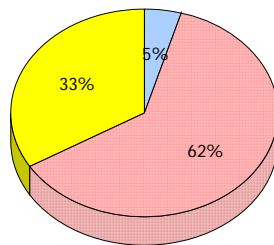
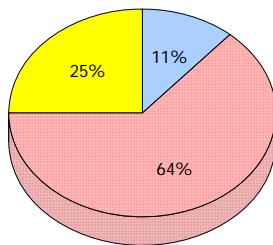
2011
AGR (11)



2010
AGR (8)



2009
AGR (11)



Unknown
 Exemption
 Not Yet Meeting (1 or 2)
 Meeting or Exceeding (3,4,5)

In some cases, CRT numbers may exceed AGR numbers based on late enrolments. Pie chart is based on the number of students who wrote the CRT. Number Operations score is composite of Reasoning, Communication, Connections and Representations, and Problem Solving.

Source: Division of Evaluation and Research, Department of Education

O:\CRT12\4YRTREND\PIES\MTH_6\REPORT\MTH6_4YR_12W.RPT

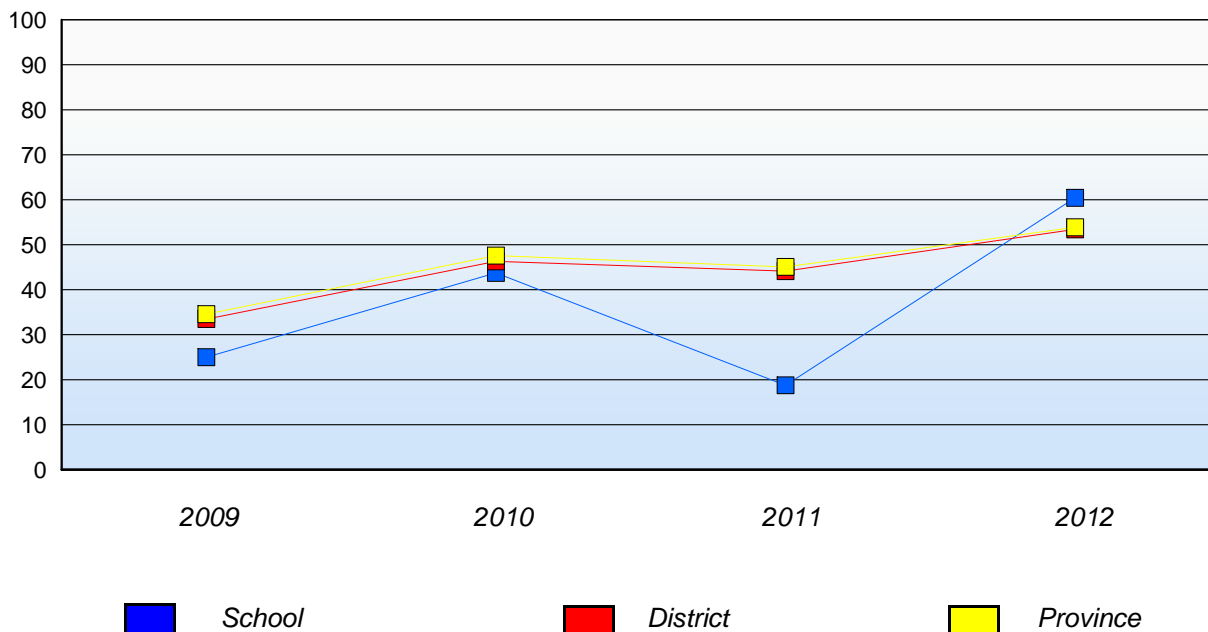
Mushuau Innu Natuashish and Peenamin McKenzie School are excluded from district and provincial results.

District 4 - Eastern

School #: 229 St. Joseph's All Grade

Number Operations

Percentage of students at level 3 or above (2009 - 2012)



In some cases, CRT numbers may exceed AGR numbers based on late enrolments. Pie chart is based on the number of students who wrote the CRT. Number Operations score is composite of Reasoning, Communication, Connections and Representations, and Problem Solving.

Source: Division of Evaluation and Research, Department of Education

O:\CRT12\4YRTREND\PIES\MTH_6\REPORT\MTH6_4YR_12W.RPT

Mushuau Innu Natuashish and Peenamin McKenzie School are excluded from district and provincial results.

District 4 - Eastern

School #: 232 Matthew Elementary School

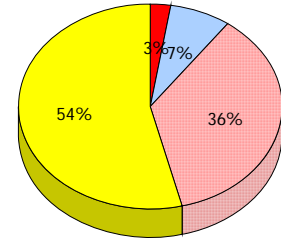
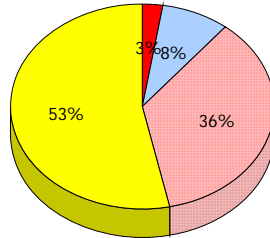
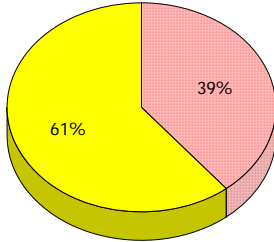
Number Operations

School

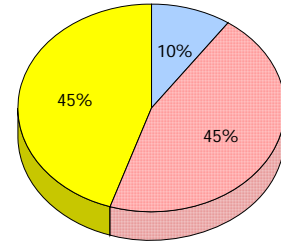
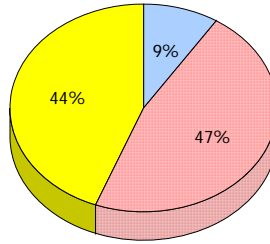
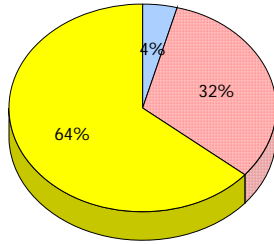
District

Province

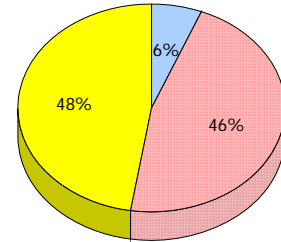
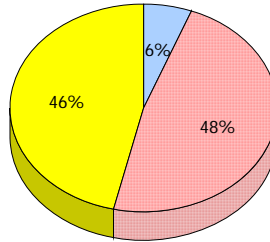
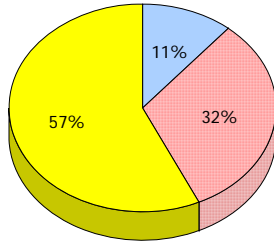
2012
AGR (39)



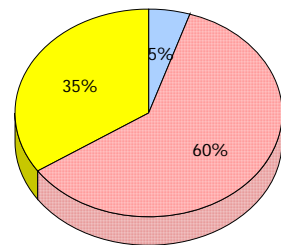
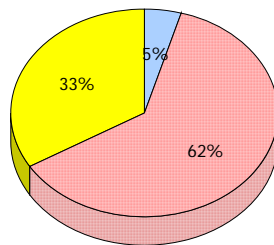
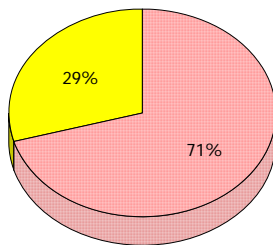
2011
AGR (36)



2010
AGR (40)



2009
AGR (39)



Unknown
 Exemption
 Not Yet Meeting (1 or 2)
 Meeting or Exceeding (3,4,5)

In some cases, CRT numbers may exceed AGR numbers based on late enrolments. Pie chart is based on the number of students who wrote the CRT. Number Operations score is composite of Reasoning, Communication, Connections and Representations, and Problem Solving.

Source: Division of Evaluation and Research, Department of Education

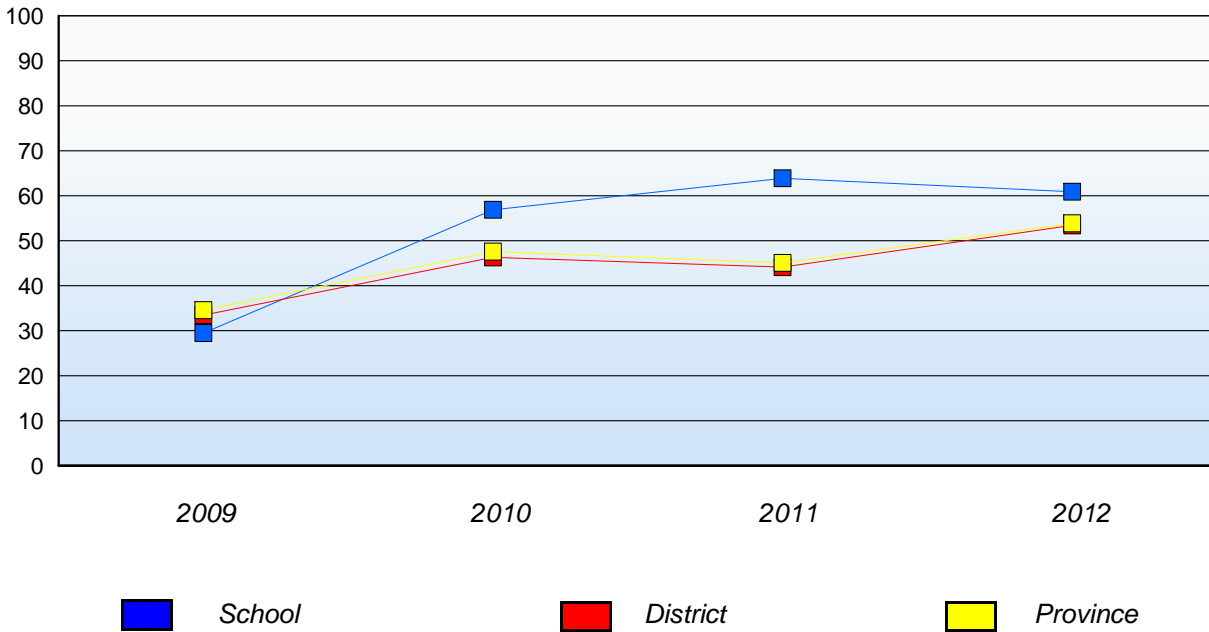
O:\CRT12\4YRTREND\PIES\MTH_6\REPORT\MTH6_4YR_12W.RPT

District 4 - Eastern

School #: 232 Matthew Elementary School

Number Operations

Percentage of students at level 3 or above (2009 - 2012)



In some cases, CRT numbers may exceed AGR numbers based on late enrolments. Pie chart is based on the number of students who wrote the CRT. Number Operations score is composite of Reasoning, Communication, Connections and Representations, and Problem Solving.

Source: Division of Evaluation and Research, Department of Education

O:\CRT12\4YRTREND\PIES\MTH_6\REPORT\MTH6_4YR_12W.RPT

Mushuau Innu Natuashish and Peenamin McKenzie School are excluded from district and provincial results.

District 4 - Eastern

School #: 234 Catalina Elementary School

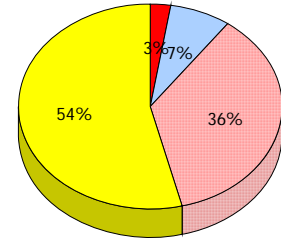
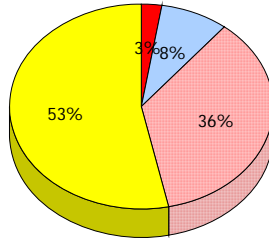
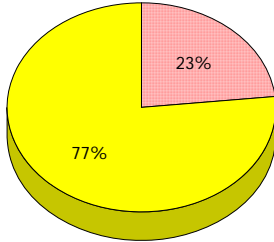
Number Operations

School

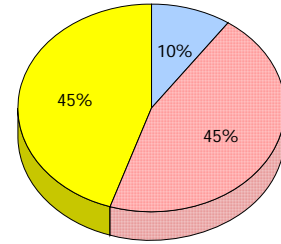
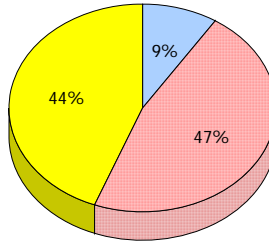
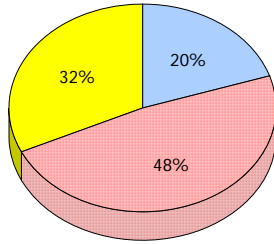
District

Province

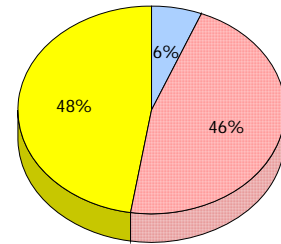
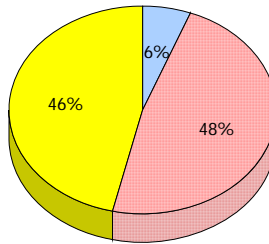
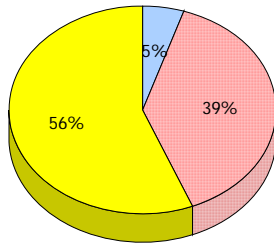
2012
AGR (15)



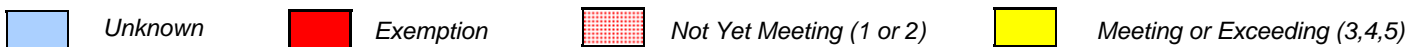
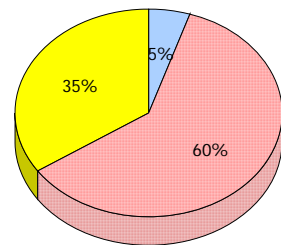
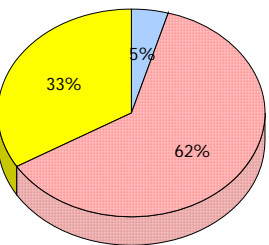
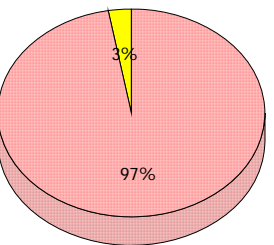
2011
AGR (25)



2010
AGR (20)



2009
AGR (17)



In some cases, CRT numbers may exceed AGR numbers based on late enrolments. Pie chart is based on the number of students who wrote the CRT. Number Operations score is composite of Reasoning, Communication, Connections and Representations, and Problem Solving.

Source: Division of Evaluation and Research, Department of Education

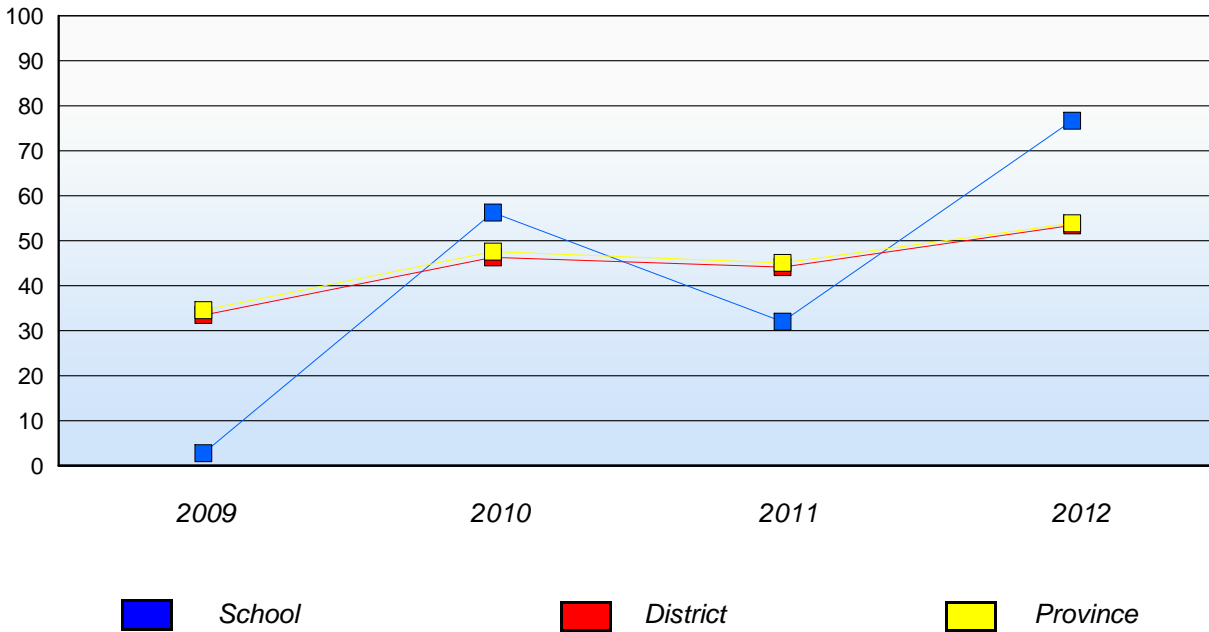
O:\CRT12\4YRTREND\PIES\MTH_6\REPORT\MTH6_4YR_12W.RPT

District 4 - Eastern

School #: 234 Catalina Elementary School

Number Operations

Percentage of students at level 3 or above (2009 - 2012)



In some cases, CRT numbers may exceed AGR numbers based on late enrolments. Pie chart is based on the number of students who wrote the CRT. Number Operations score is composite of Reasoning, Communication, Connections and Representations, and Problem Solving.

Source: Division of Evaluation and Research, Department of Education

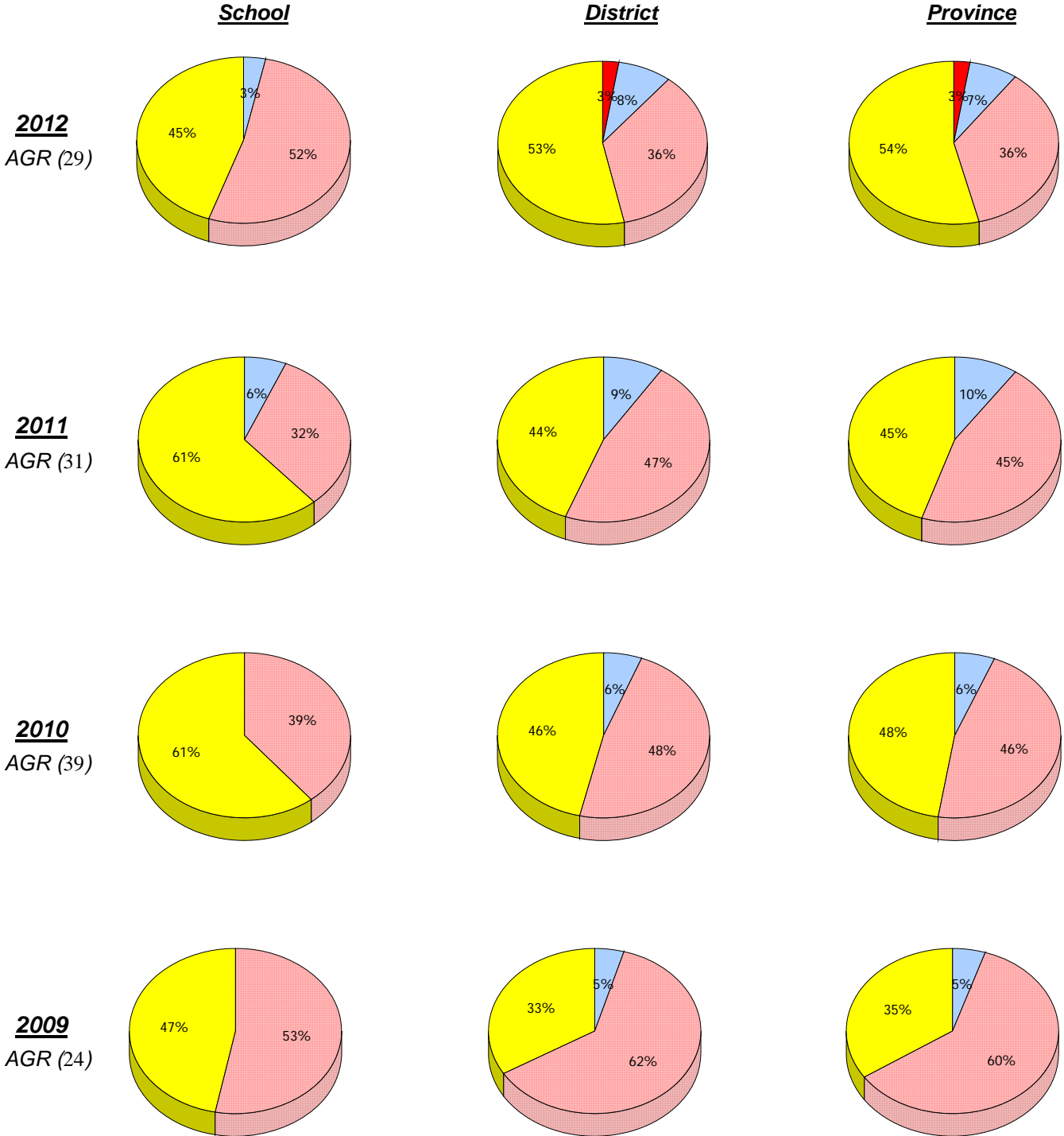
O:\CRT12\4YRTREND\PIES\MTH_6\REPORT\MTH6_4YR_12W.RPT

Mushuau Innu Natuashish and Peenamin McKenzie School are excluded from district and provincial results.

District 4 - Eastern

School #: 237 Anthony Paddon Elementary

Number Operations



Unknown
 Exemption
 Not Yet Meeting (1 or 2)
 Meeting or Exceeding (3,4,5)

In some cases, CRT numbers may exceed AGR numbers based on late enrolments. Pie chart is based on the number of students who wrote the CRT. Number Operations score is composite of Reasoning, Communication, Connections and Representations, and Problem Solving.

Source: Division of Evaluation and Research, Department of Education

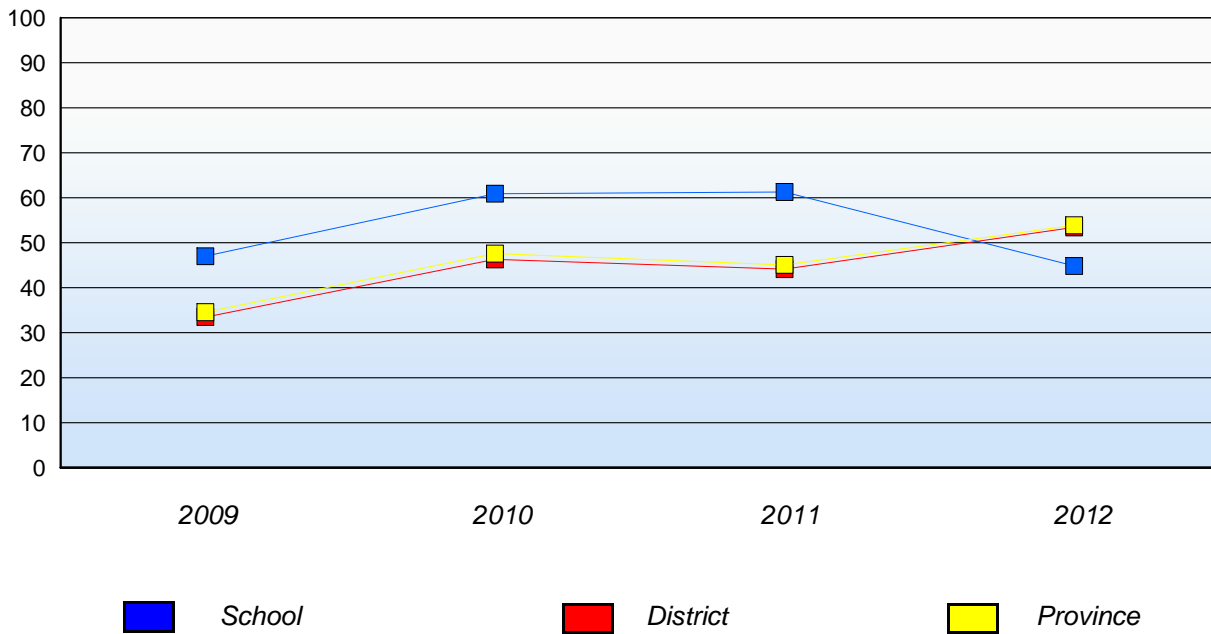
O:\CRT12\4YRTREND\PIES\MTH_6\REPORT\MTH6_4YR_12W.RPT

District 4 - Eastern

School #: 237 Anthony Paddon Elementary

Number Operations

Percentage of students at level 3 or above (2009 - 2012)



In some cases, CRT numbers may exceed AGR numbers based on late enrolments. Pie chart is based on the number of students who wrote the CRT. Number Operations score is composite of Reasoning, Communication, Connections and Representations, and Problem Solving.

Source: Division of Evaluation and Research, Department of Education

O:\CRT12\4YRTREND\PIES\MTH_6\REPORT\MTH6_4YR_12W.RPT

District 4 - Eastern

School #: 240 Bishop White School

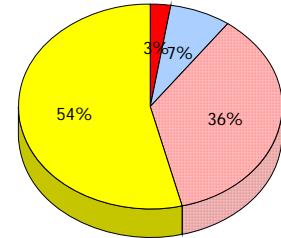
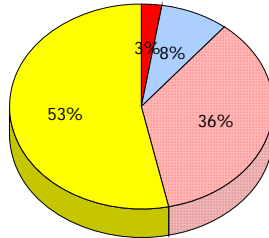
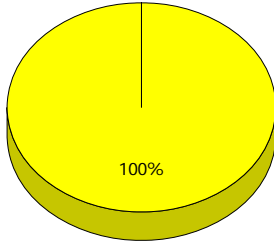
Number Operations

School

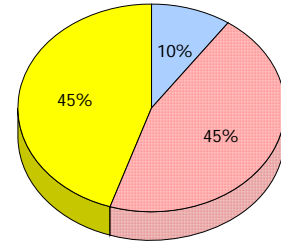
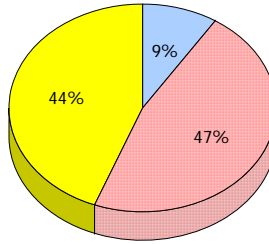
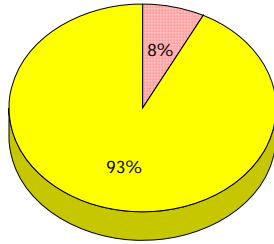
District

Province

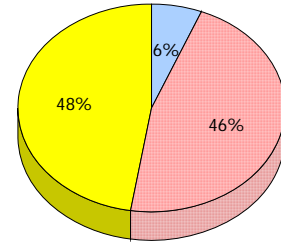
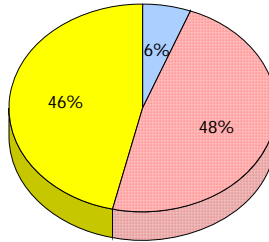
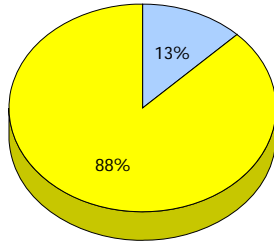
2012
AGR (9)



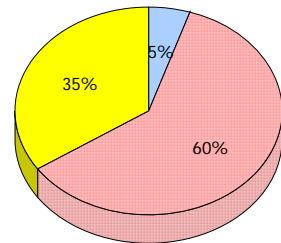
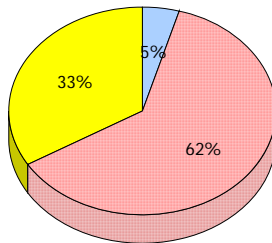
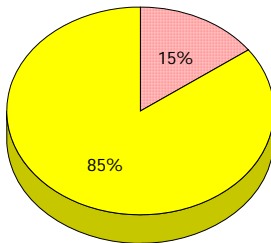
2011
AGR (10)



2010
AGR (8)



2009
AGR (10)



Unknown
 Exemption
 Not Yet Meeting (1 or 2)
 Meeting or Exceeding (3,4,5)

In some cases, CRT numbers may exceed AGR numbers based on late enrolments. Pie chart is based on the number of students who wrote the CRT. Number Operations score is composite of Reasoning, Communication, Connections and Representations, and Problem Solving.

Source: Division of Evaluation and Research, Department of Education

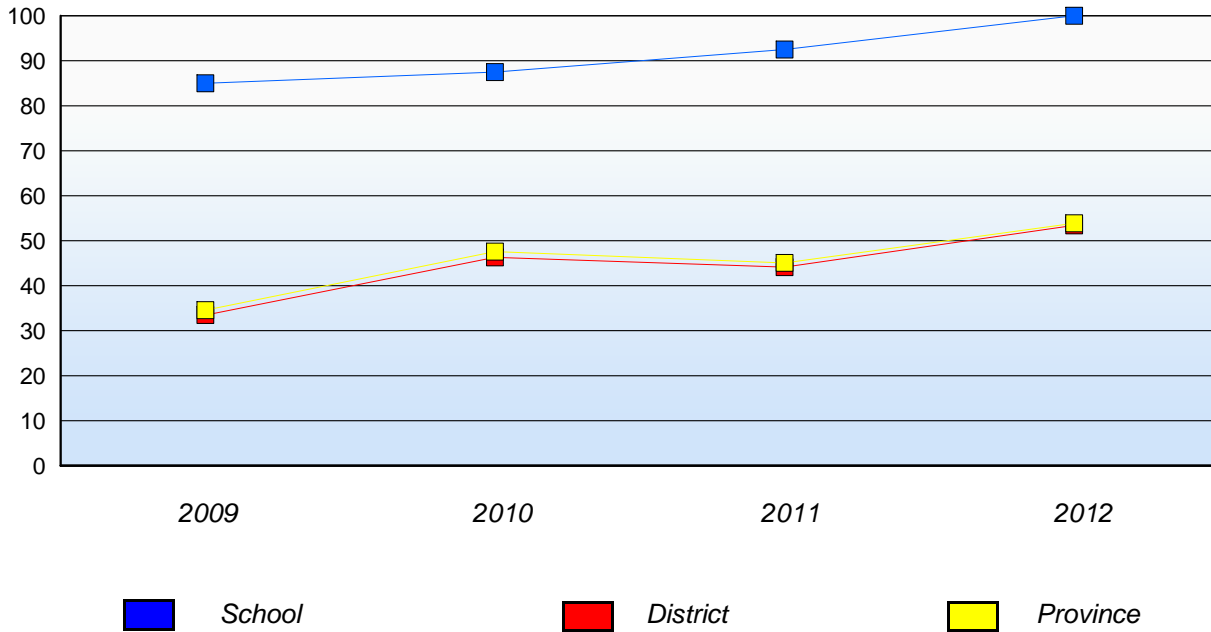
O:\CRT12\4YRTREND\PIES\MTH_6\REPORT\MTH6_4YR_12W.RPT

District 4 - Eastern

School #: 240 Bishop White School

Number Operations

Percentage of students at level 3 or above (2009 - 2012)



In some cases, CRT numbers may exceed AGR numbers based on late enrolments. Pie chart is based on the number of students who wrote the CRT. Number Operations score is composite of Reasoning, Communication, Connections and Representations, and Problem Solving.

Source: Division of Evaluation and Research, Department of Education

O:\CRT12\4YRTREND\PIES\MTH_6\REPORT\MTH6_4YR_12W.RPT

Mushuau Innu Natuashish and Peenamin McKenzie School are excluded from district and provincial results.

District 4 - Eastern

School #: 242 Random Island Academy

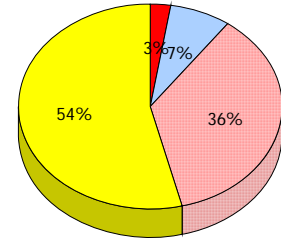
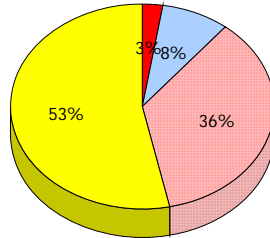
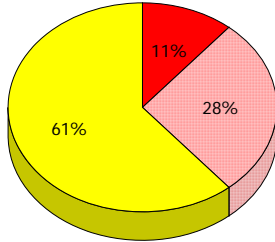
Number Operations

School

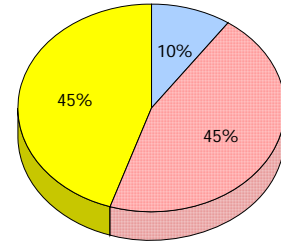
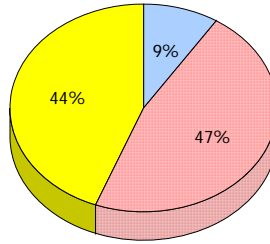
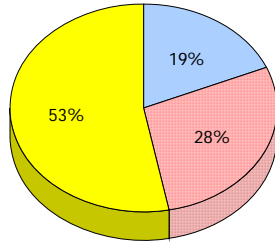
District

Province

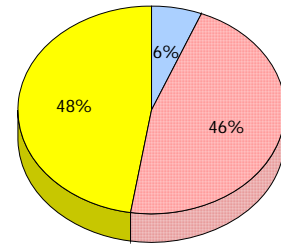
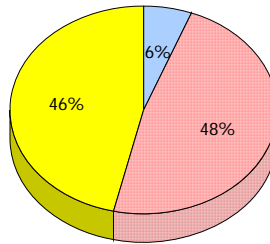
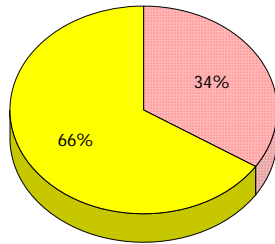
2012
AGR (9)



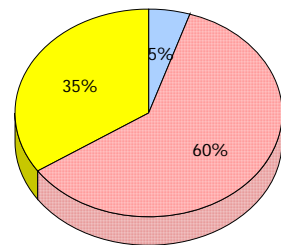
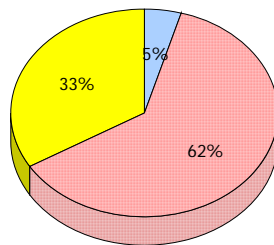
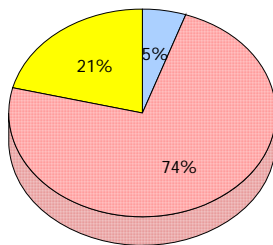
2011
AGR (16)



2010
AGR (11)



2009
AGR (19)



Unknown
 Exemption
 Not Yet Meeting (1 or 2)
 Meeting or Exceeding (3,4,5)

In some cases, CRT numbers may exceed AGR numbers based on late enrolments. Pie chart is based on the number of students who wrote the CRT. Number Operations score is composite of Reasoning, Communication, Connections and Representations, and Problem Solving.

Source: Division of Evaluation and Research, Department of Education

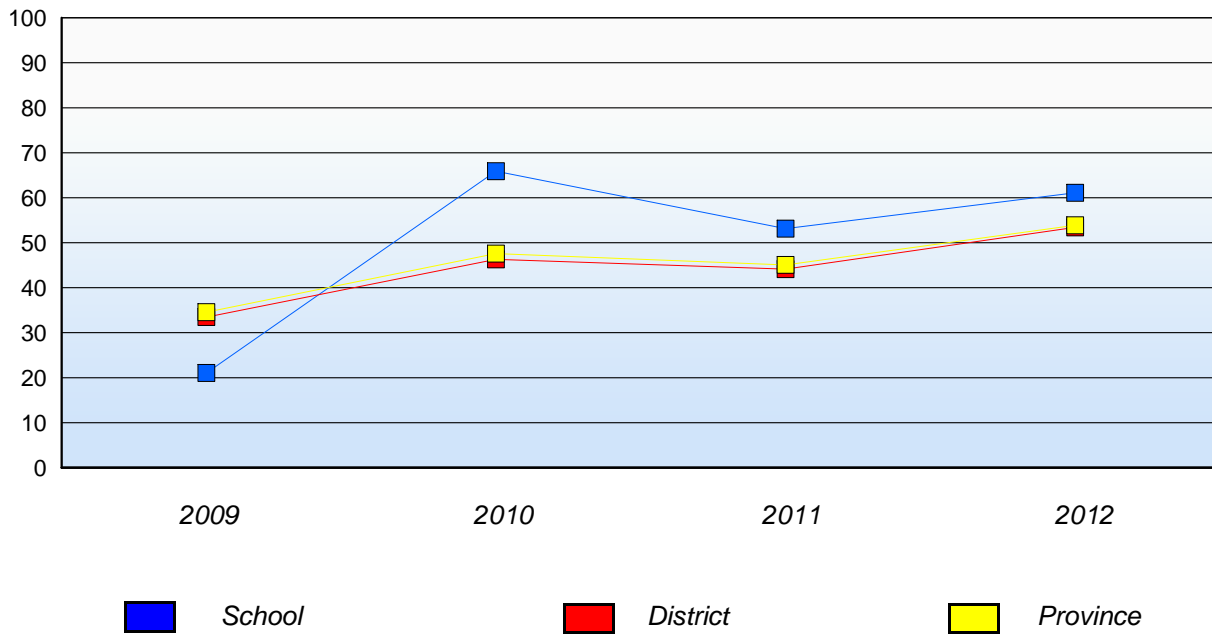
O:\CRT12\4YRTREND\PIES\MTH_6\REPORT\MTH6_4YR_12W.RPT

District 4 - Eastern

School #: 242 Random Island Academy

Number Operations

Percentage of students at level 3 or above (2009 - 2012)



In some cases, CRT numbers may exceed AGR numbers based on late enrolments. Pie chart is based on the number of students who wrote the CRT. Number Operations score is composite of Reasoning, Communication, Connections and Representations, and Problem Solving.

Source: Division of Evaluation and Research, Department of Education

O:\CRT12\4YRTREND\PIES\MTH_6\REPORT\MTH6_4YR_12W.RPT

Mushuau Innu Natuashish and Peenamin McKenzie School are excluded from district and provincial results.

District 4 - Eastern

School #: 243 Riverside Elementary

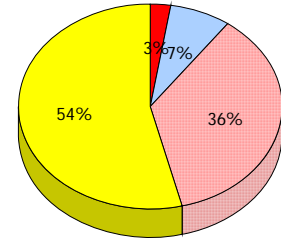
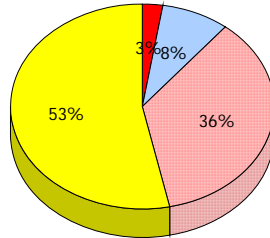
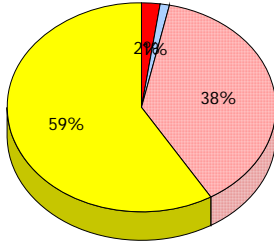
Number Operations

School

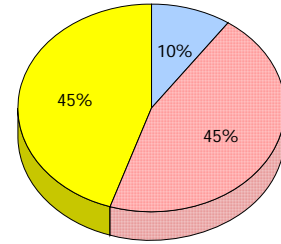
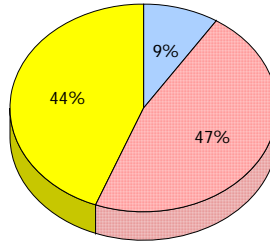
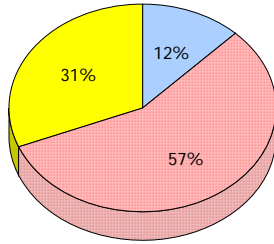
District

Province

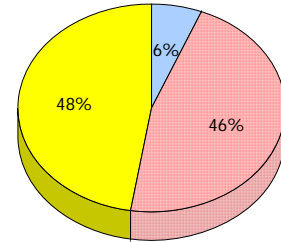
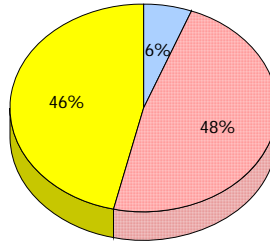
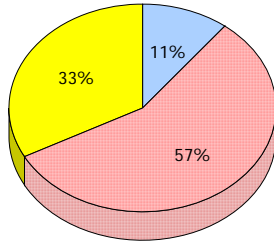
2012
AGR (93)



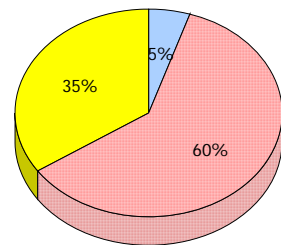
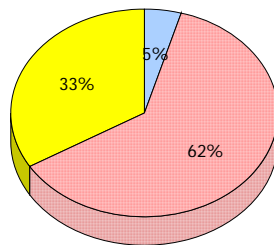
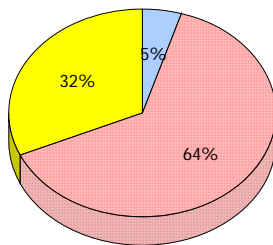
2011
AGR (41)



2010
AGR (45)



2009
AGR (49)



Unknown
 Exemption
 Not Yet Meeting (1 or 2)
 Meeting or Exceeding (3,4,5)

In some cases, CRT numbers may exceed AGR numbers based on late enrolments. Pie chart is based on the number of students who wrote the CRT. Number Operations score is composite of Reasoning, Communication, Connections and Representations, and Problem Solving.

Source: Division of Evaluation and Research, Department of Education

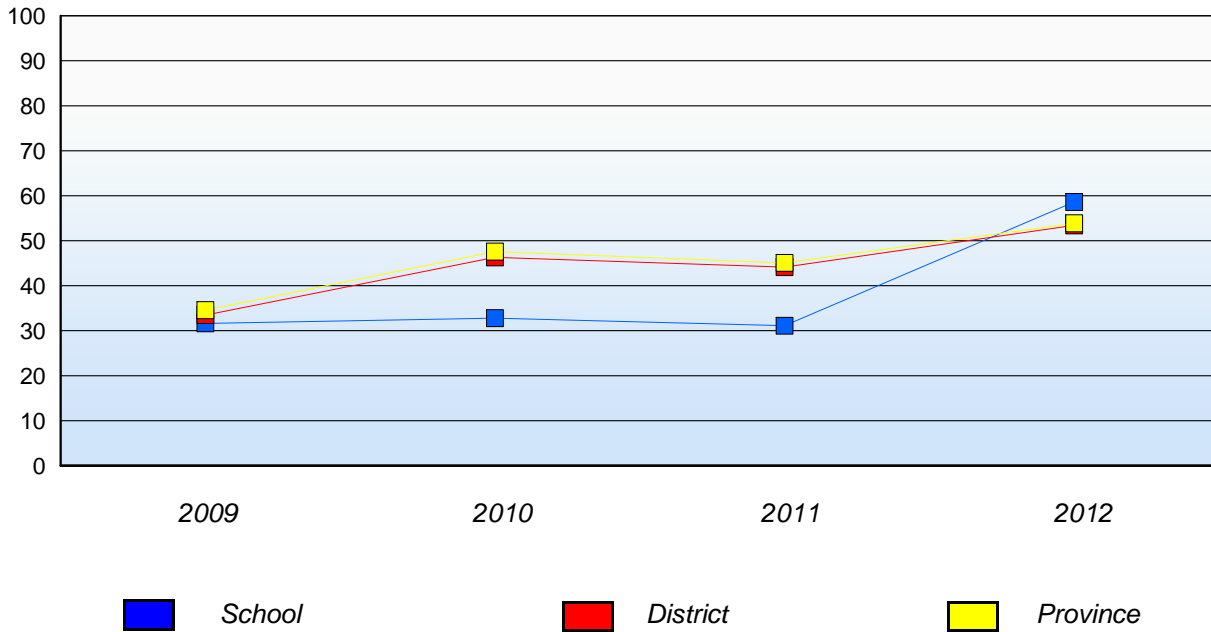
O:\CRT12\4YRTREND\PIES\MTH_6\REPORT\MTH6_4YR_12W.RPT

District 4 - Eastern

School #: 243 Riverside Elementary

Number Operations

Percentage of students at level 3 or above (2009 - 2012)



In some cases, CRT numbers may exceed AGR numbers based on late enrolments. Pie chart is based on the number of students who wrote the CRT. Number Operations score is composite of Reasoning, Communication, Connections and Representations, and Problem Solving.

Source: Division of Evaluation and Research, Department of Education

O:\CRT12\4YRTREND\PIES\MTH_6\REPORT\MTH6_4YR_12W.RPT

District 4 - Eastern

School #: 246 Swift Current Academy

Number Operations

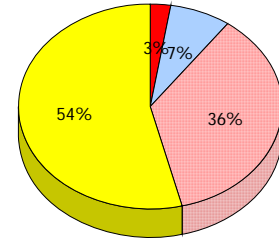
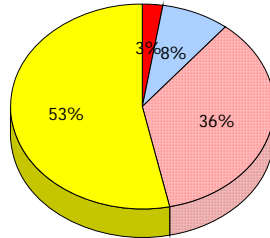
School

District

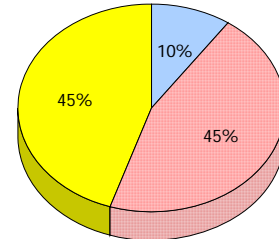
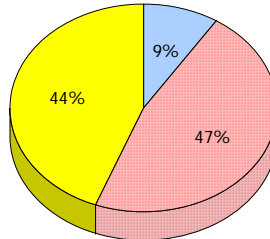
Province

2012
AGR (5)

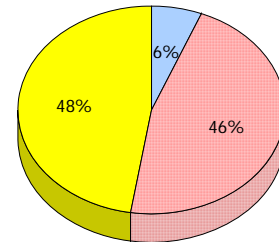
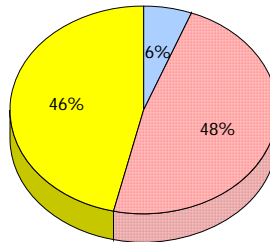
School data with 5 or fewer students withheld for reasons of confidentiality.



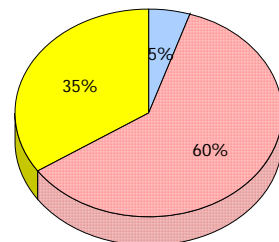
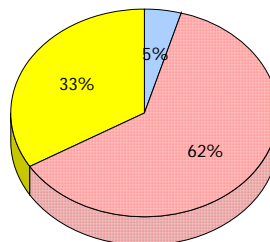
2011
AGR (2)



2010
AGR (5)



2009
AGR (10)



Unknown
 Exemption
 Not Yet Meeting (1 or 2)
 Meeting or Exceeding (3,4,5)

In some cases, CRT numbers may exceed AGR numbers based on late enrolments. Pie chart is based on the number of students who wrote the CRT. Number Operations score is composite of Reasoning, Communication, Connections and Representations, and Problem Solving.

Source: Division of Evaluation and Research, Department of Education

O:\CRT12\4YRTREND\PIES\MTH_6\REPORT\MTH6_4YR_12W.RPT

District 4 - Eastern

School #: 246 Swift Current Academy

Number Operations

Percentage of students at level 3 or above (2009 - 2012)

School data with 5 or fewer students withheld for reasons of confidentiality.



School



District



Province

District 4 - Eastern

School #: 248 Amalgamated Academy

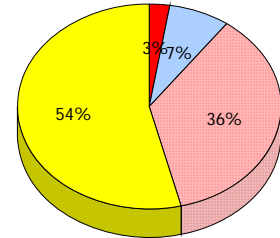
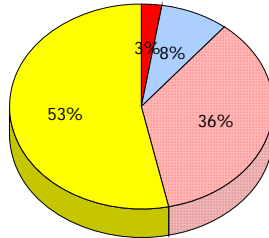
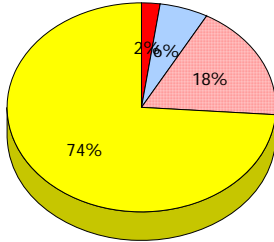
Number Operations

School

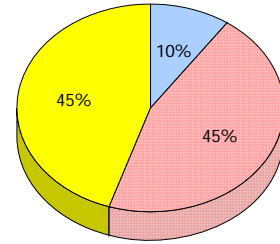
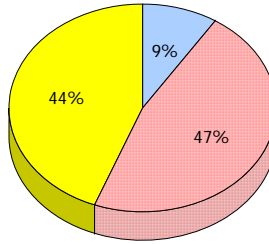
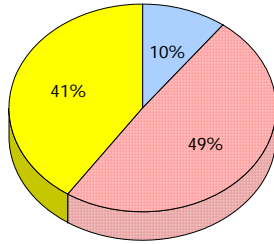
District

Province

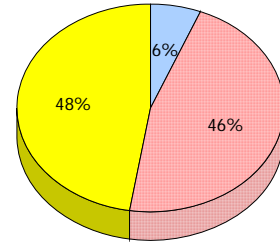
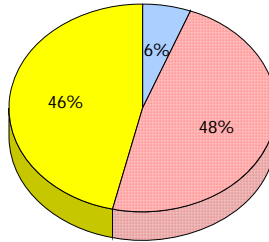
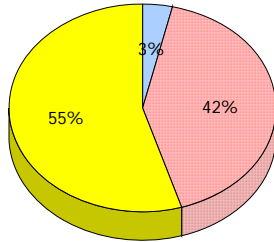
2012
AGR (88)



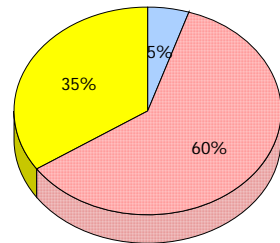
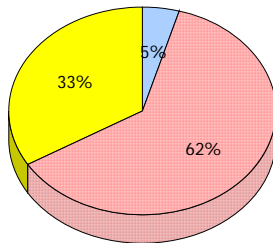
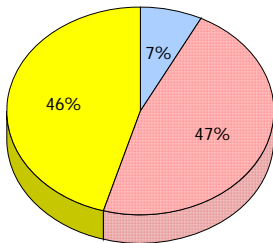
2011
AGR (77)



2010
AGR (86)



2009
AGR (80)



Unknown
 Exemption
 Not Yet Meeting (1 or 2)
 Meeting or Exceeding (3,4,5)

In some cases, CRT numbers may exceed AGR numbers based on late enrolments. Pie chart is based on the number of students who wrote the CRT. Number Operations score is composite of Reasoning, Communication, Connections and Representations, and Problem Solving.

Source: Division of Evaluation and Research, Department of Education

O:\CRT12\4YRTREND\PIES\MTH_6\REPORT\MTH6_4YR_12W.RPT

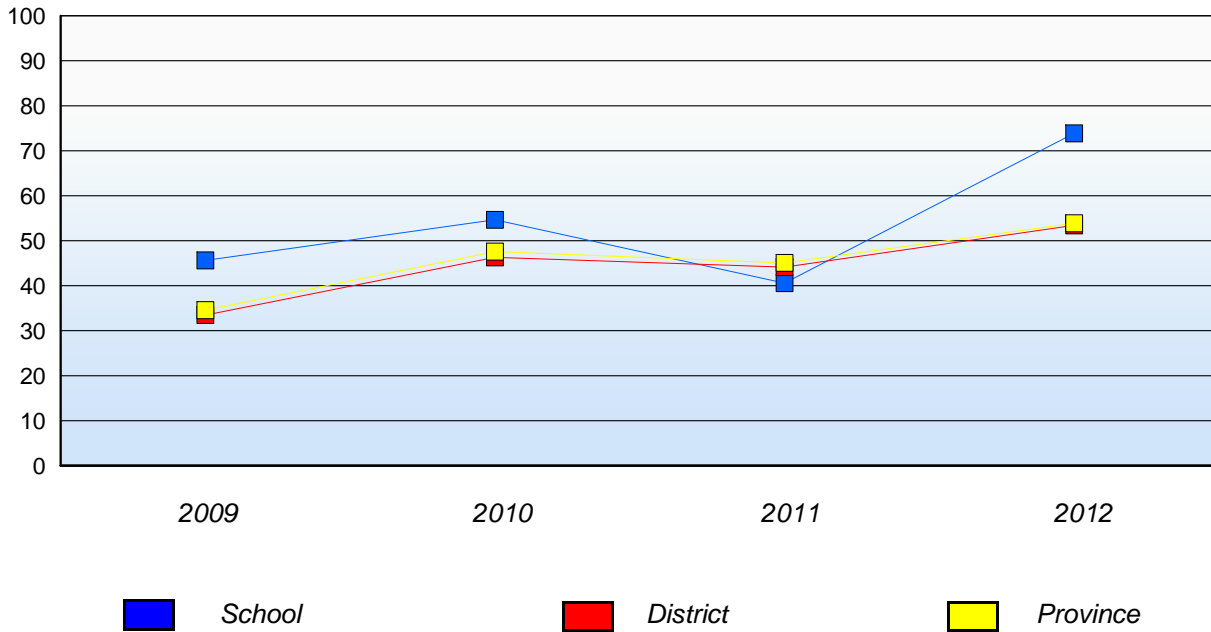
Mushuau Innu Natuashish and Peenamin McKenzie School are excluded from district and provincial results.

District 4 - Eastern

School #: 248 Amalgamated Academy

Number Operations

Percentage of students at level 3 or above (2009 - 2012)



In some cases, CRT numbers may exceed AGR numbers based on late enrolments. Pie chart is based on the number of students who wrote the CRT. Number Operations score is composite of Reasoning, Communication, Connections and Representations, and Problem Solving.

Source: Division of Evaluation and Research, Department of Education

O:\CRT12\4YRTREND\PIES\MTH_6\REPORT\MTH6_4YR_12W.RPT

Mushuau Innu Natuashish and Peenamin McKenzie School are excluded from district and provincial results.

District 4 - Eastern

School #: 258 Holy Family Elementary

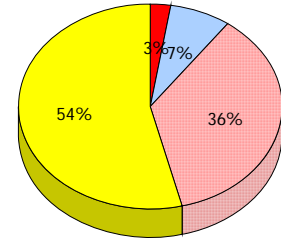
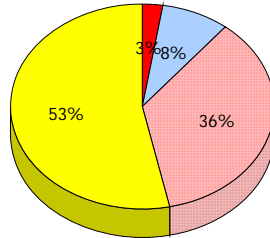
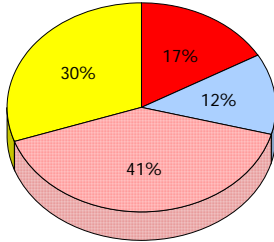
Number Operations

School

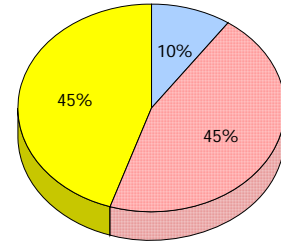
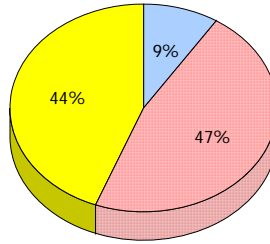
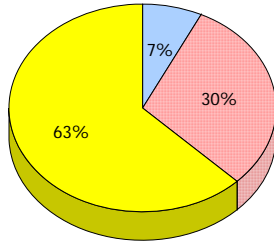
District

Province

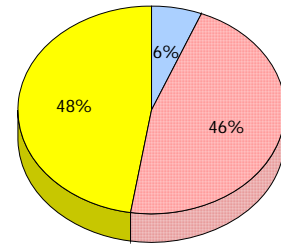
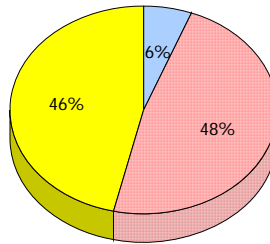
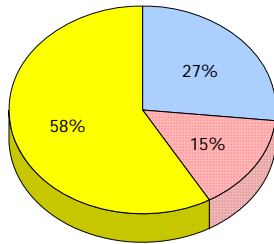
2012
AGR (24)



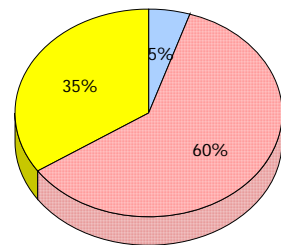
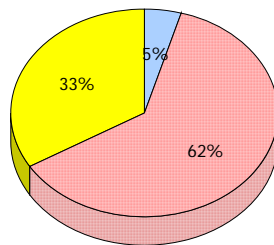
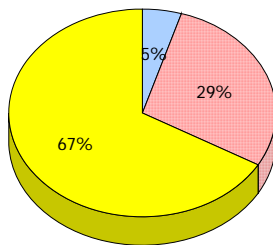
2011
AGR (14)



2010
AGR (15)



2009
AGR (21)



Unknown
 Exemption
 Not Yet Meeting (1 or 2)
 Meeting or Exceeding (3,4,5)

In some cases, CRT numbers may exceed AGR numbers based on late enrolments. Pie chart is based on the number of students who wrote the CRT. Number Operations score is composite of Reasoning, Communication, Connections and Representations, and Problem Solving.

Source: Division of Evaluation and Research, Department of Education

O:\CRT12\4YRTREND\PIES\MTH_6\REPORT\MTH6_4YR_12W.RPT

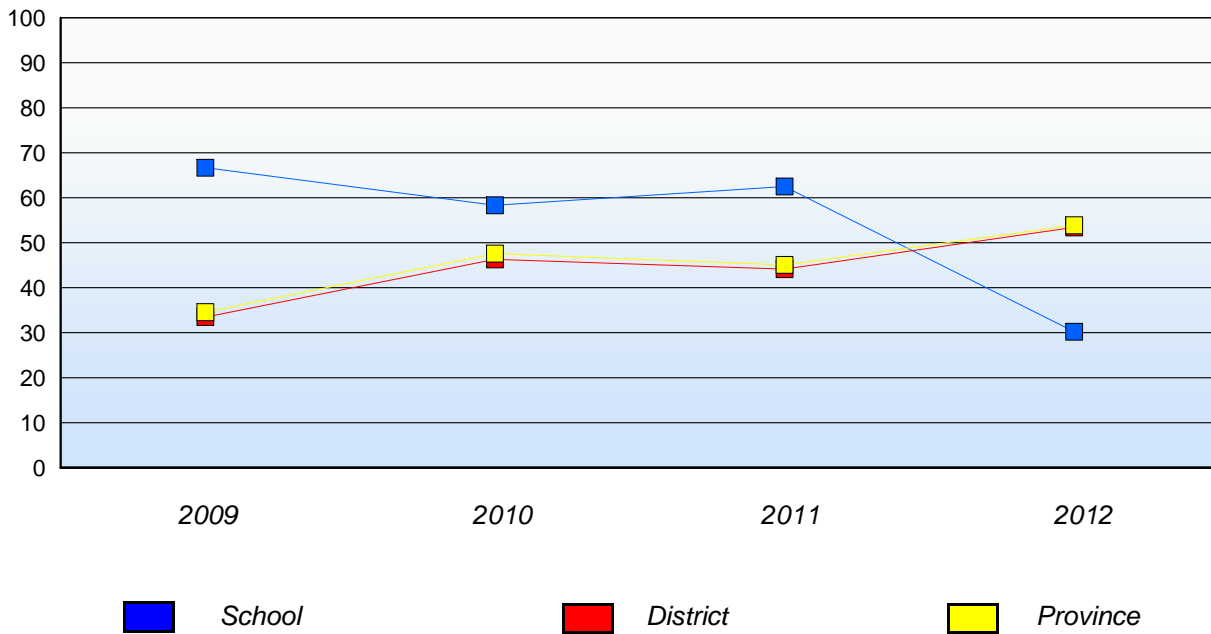
Mushuau Innu Natuashish and Peenamin McKenzie School are excluded from district and provincial results.

District 4 - Eastern

School #: 258 Holy Family Elementary

Number Operations

Percentage of students at level 3 or above (2009 - 2012)



In some cases, CRT numbers may exceed AGR numbers based on late enrolments. Pie chart is based on the number of students who wrote the CRT. Number Operations score is composite of Reasoning, Communication, Connections and Representations, and Problem Solving.

Source: Division of Evaluation and Research, Department of Education

O:\CRT12\4YRTREND\PIES\MTH_6\REPORT\MTH6_4YR_12W.RPT

Mushuau Innu Natuashish and Peenamin McKenzie School are excluded from district and provincial results.

District 4 - Eastern

School #: 260 Immaculate Conception Elementary

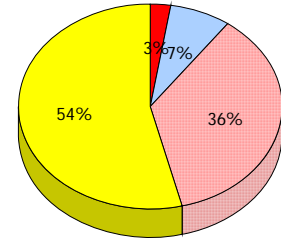
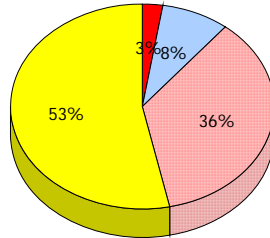
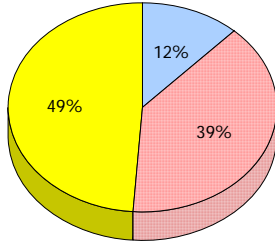
Number Operations

School

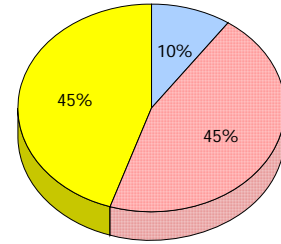
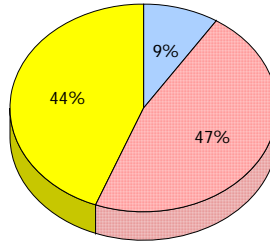
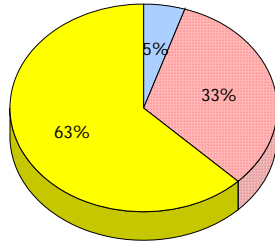
District

Province

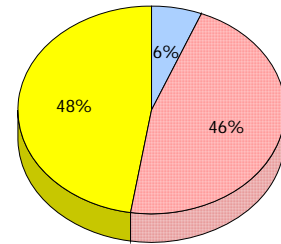
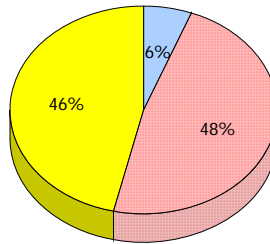
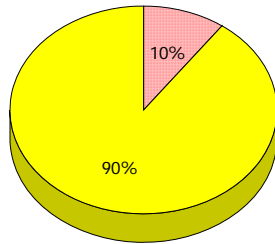
2012
AGR (25)



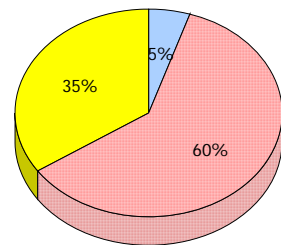
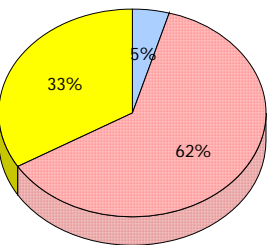
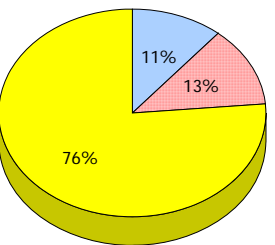
2011
AGR (20)



2010
AGR (15)



2009
AGR (18)



Unknown
 Exemption
 Not Yet Meeting (1 or 2)
 Meeting or Exceeding (3,4,5)

In some cases, CRT numbers may exceed AGR numbers based on late enrolments. Pie chart is based on the number of students who wrote the CRT. Number Operations score is composite of Reasoning, Communication, Connections and Representations, and Problem Solving.

Source: Division of Evaluation and Research, Department of Education

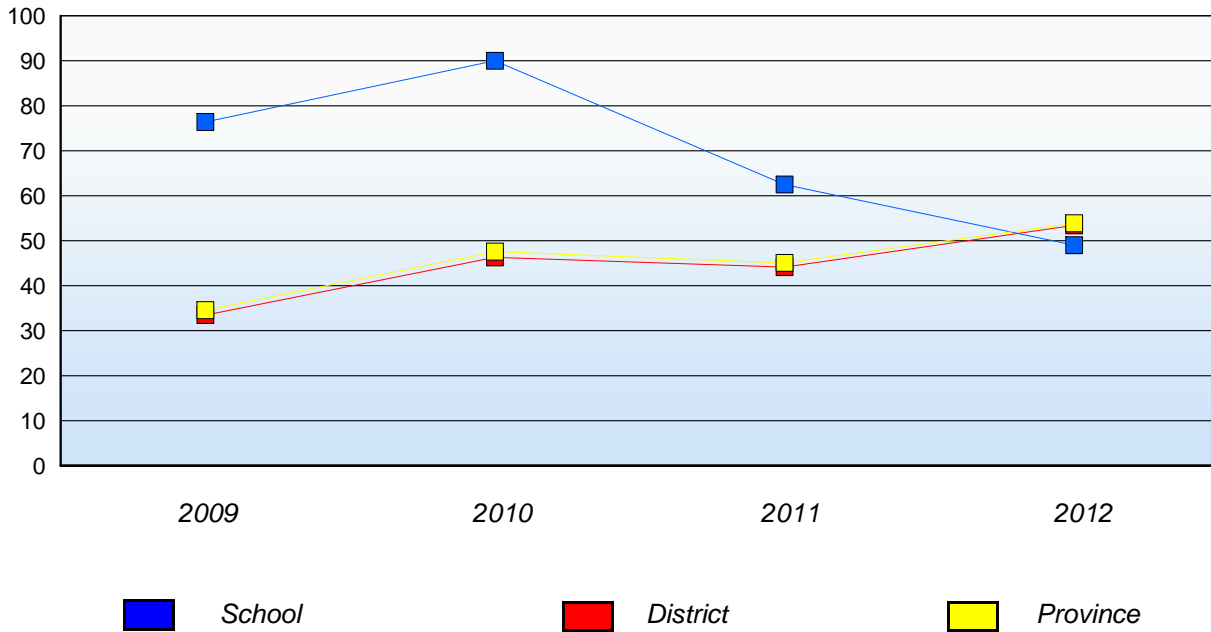
O:\CRT12\4YRTREND\PIES\MTH_6\REPORT\MTH6_4YR_12W.RPT

District 4 - Eastern

School #: 260 Immaculate Conception Elementary

Number Operations

Percentage of students at level 3 or above (2009 - 2012)



In some cases, CRT numbers may exceed AGR numbers based on late enrolments. Pie chart is based on the number of students who wrote the CRT. Number Operations score is composite of Reasoning, Communication, Connections and Representations, and Problem Solving.

Source: Division of Evaluation and Research, Department of Education

O:\CRT12\4YRTREND\PIES\MTH_6\REPORT\MTH6_4YR_12W.RPT

Mushuau Innu Natuashish and Peenamin McKenzie School are excluded from district and provincial results.

District 4 - Eastern

School #: 262 Woodland Elementary

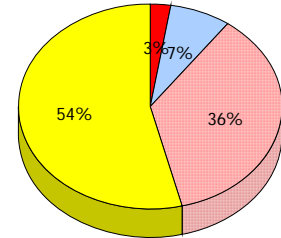
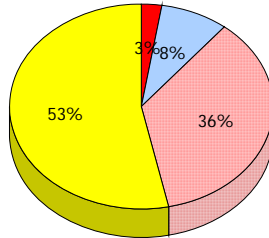
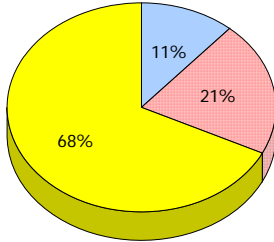
Number Operations

School

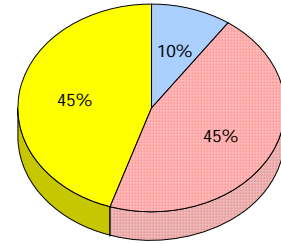
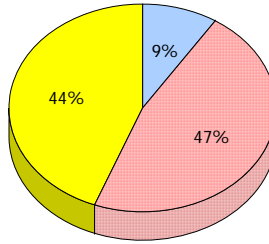
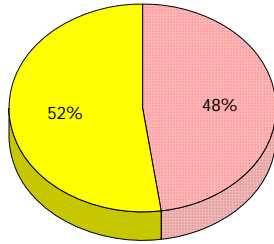
District

Province

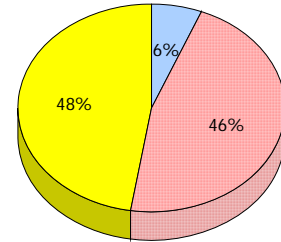
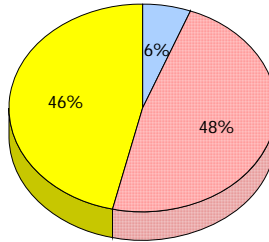
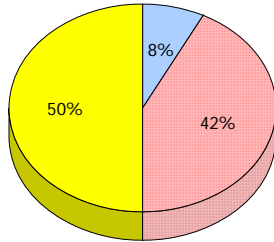
2012
AGR (35)



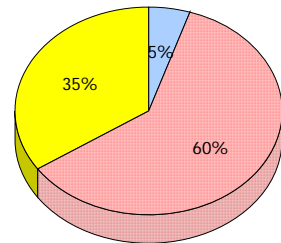
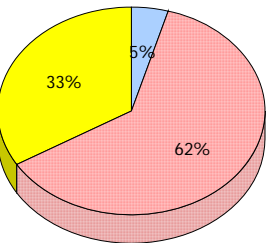
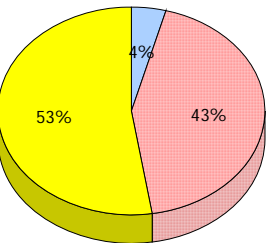
2011
AGR (35)



2010
AGR (33)



2009
AGR (30)



Unknown
 Exemption
 Not Yet Meeting (1 or 2)
 Meeting or Exceeding (3,4,5)

In some cases, CRT numbers may exceed AGR numbers based on late enrolments. Pie chart is based on the number of students who wrote the CRT. Number Operations score is composite of Reasoning, Communication, Connections and Representations, and Problem Solving.

Source: Division of Evaluation and Research, Department of Education

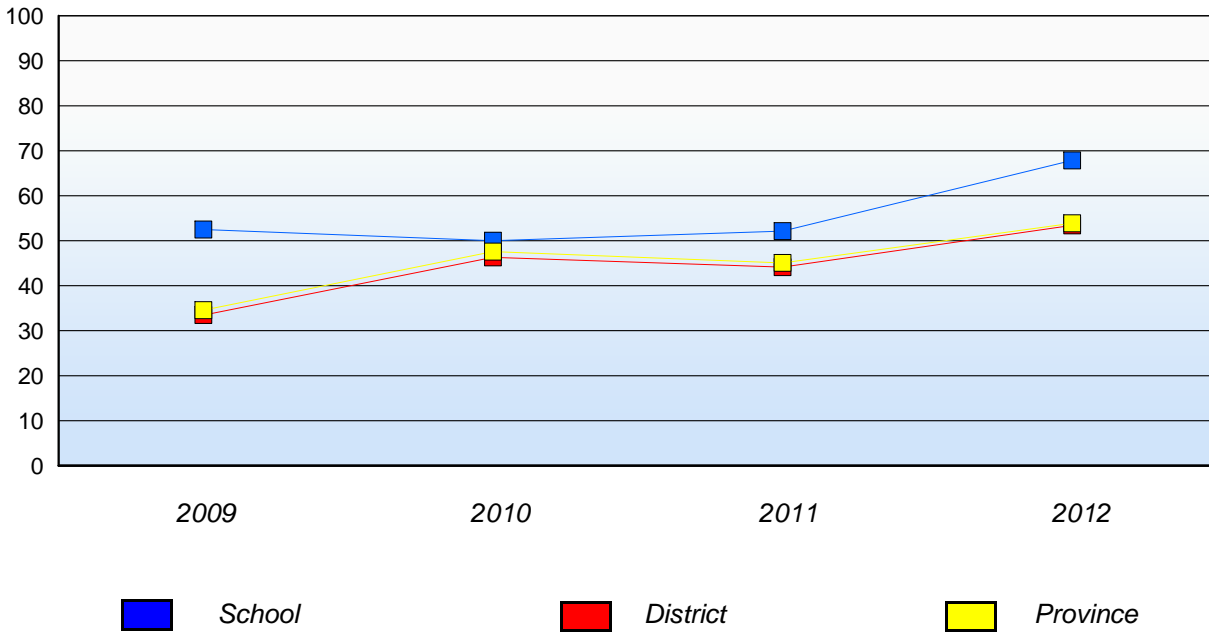
O:\CRT12\4YRTREND\PIES\MTH_6\REPORT\MTH6_4YR_12W.RPT

District 4 - Eastern

School #: 262 Woodland Elementary

Number Operations

Percentage of students at level 3 or above (2009 - 2012)



In some cases, CRT numbers may exceed AGR numbers based on late enrolments. Pie chart is based on the number of students who wrote the CRT. Number Operations score is composite of Reasoning, Communication, Connections and Representations, and Problem Solving.

Source: Division of Evaluation and Research, Department of Education

O:\CRT12\4YRTREND\PIES\MTH_6\REPORT\MTH6_4YR_12W.RPT

Mushuau Innu Natuashish and Peenamin McKenzie School are excluded from district and provincial results.

District 4 - Eastern

School #: 265 Acreman Elementary

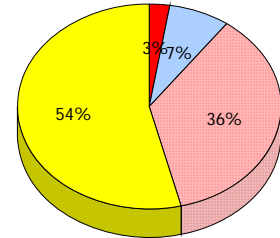
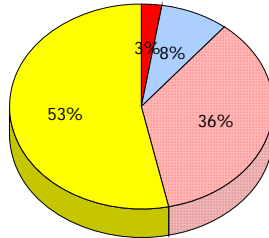
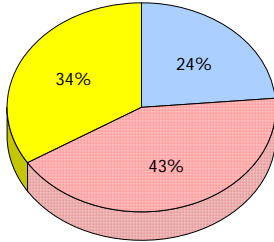
Number Operations

School

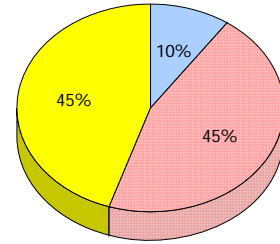
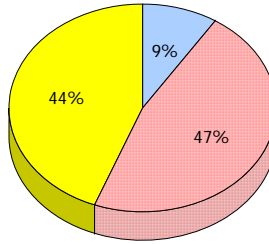
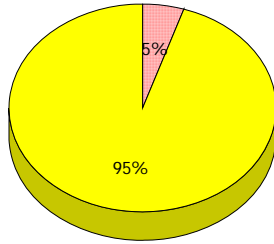
District

Province

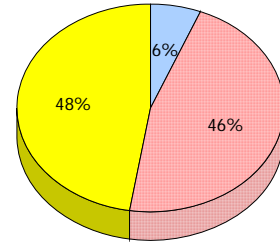
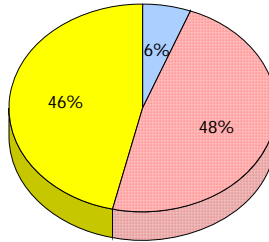
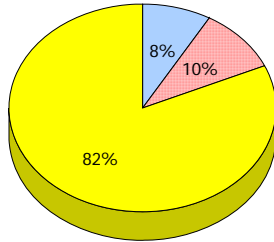
2012
AGR (17)



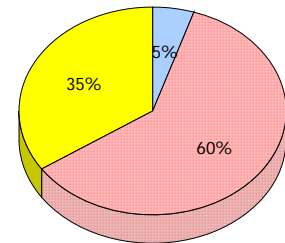
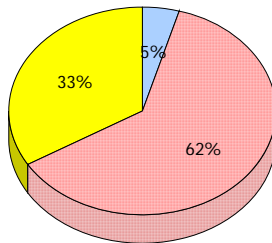
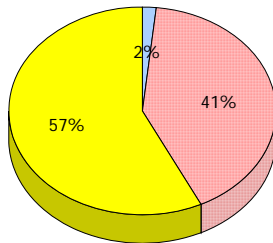
2011
AGR (10)



2010
AGR (15)



2009
AGR (14)



Unknown
 Exemption
 Not Yet Meeting (1 or 2)
 Meeting or Exceeding (3,4,5)

In some cases, CRT numbers may exceed AGR numbers based on late enrolments. Pie chart is based on the number of students who wrote the CRT. Number Operations score is composite of Reasoning, Communication, Connections and Representations, and Problem Solving.

Source: Division of Evaluation and Research, Department of Education

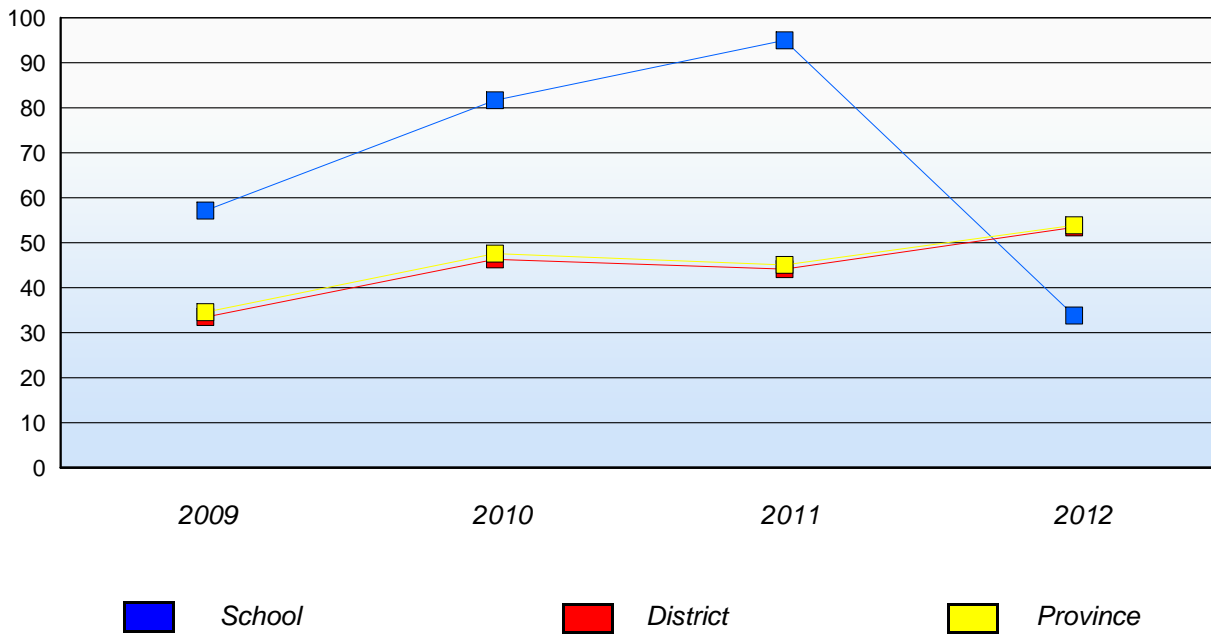
O:\CRT12\4YRTREND\PIES\MTH_6\REPORT\MTH6_4YR_12W.RPT

District 4 - Eastern

School #: 265 Acreman Elementary

Number Operations

Percentage of students at level 3 or above (2009 - 2012)



In some cases, CRT numbers may exceed AGR numbers based on late enrolments. Pie chart is based on the number of students who wrote the CRT. Number Operations score is composite of Reasoning, Communication, Connections and Representations, and Problem Solving.

Source: Division of Evaluation and Research, Department of Education

O:\CRT12\4YRTREND\PIES\MTH_6\REPORT\MTH6_4YR_12W.RPT

Mushuau Innu Natuashish and Peenamin McKenzie School are excluded from district and provincial results.

District 4 - Eastern

School #: 269 St. Francis School

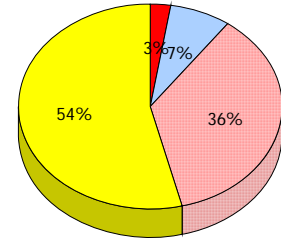
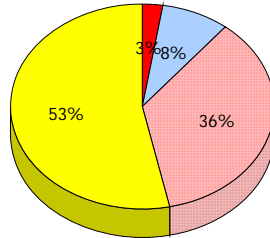
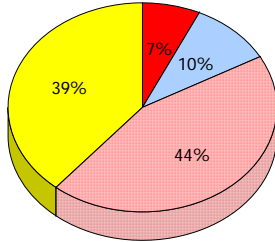
Number Operations

School

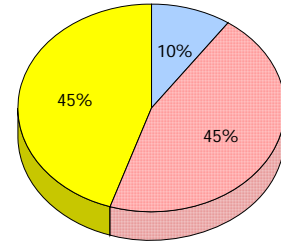
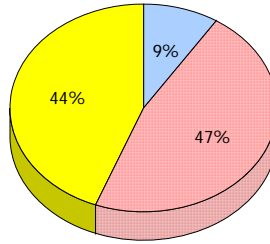
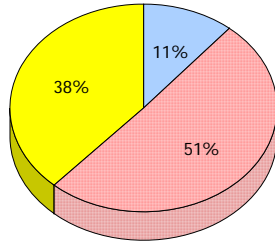
District

Province

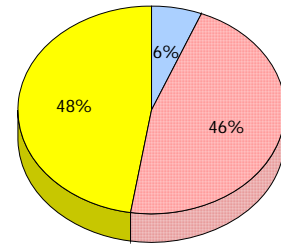
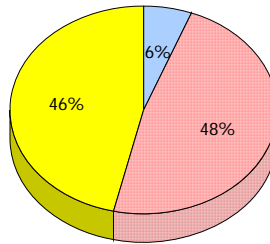
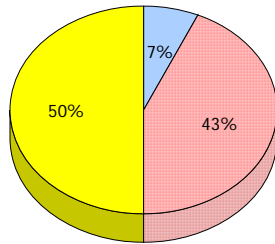
2012
AGR (88)



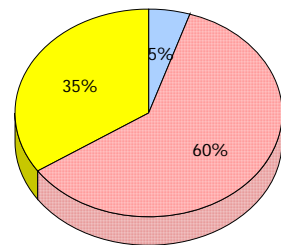
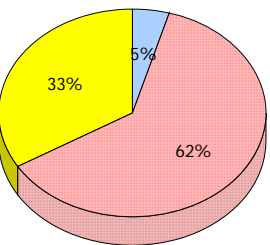
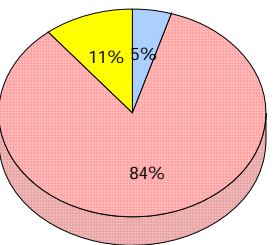
2011
AGR (89)



2010
AGR (74)



2009
AGR (85)



Unknown
 Exemption
 Not Yet Meeting (1 or 2)
 Meeting or Exceeding (3,4,5)

In some cases, CRT numbers may exceed AGR numbers based on late enrolments. Pie chart is based on the number of students who wrote the CRT. Number Operations score is composite of Reasoning, Communication, Connections and Representations, and Problem Solving.

Source: Division of Evaluation and Research, Department of Education

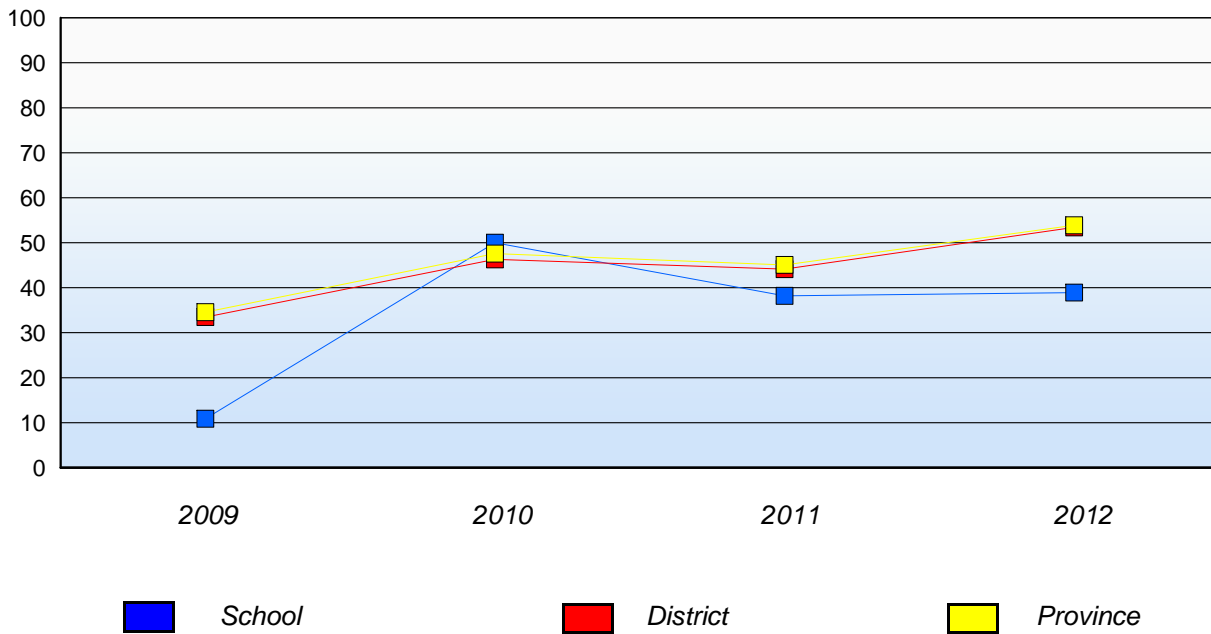
O:\CRT12\4YRTREND\PIES\MTH_6\REPORT\MTH6_4YR_12W.RPT

District 4 - Eastern

School #: 269 St. Francis School

Number Operations

Percentage of students at level 3 or above (2009 - 2012)



In some cases, CRT numbers may exceed AGR numbers based on late enrolments. Pie chart is based on the number of students who wrote the CRT. Number Operations score is composite of Reasoning, Communication, Connections and Representations, and Problem Solving.

Source: Division of Evaluation and Research, Department of Education

O:\CRT12\4YRTREND\PIES\MTH_6\REPORT\MTH6_4YR_12W.RPT

District 4 - Eastern

School #: 272 Holy Cross Elementary

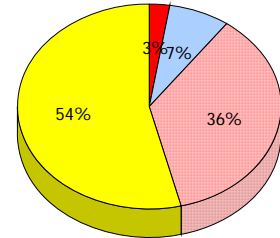
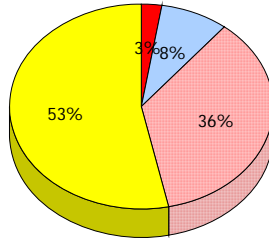
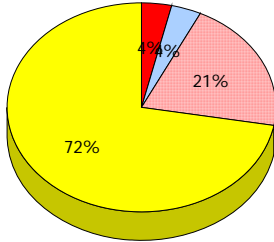
Number Operations

School

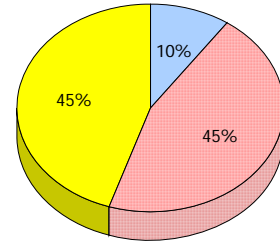
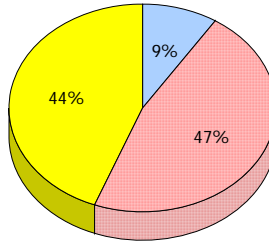
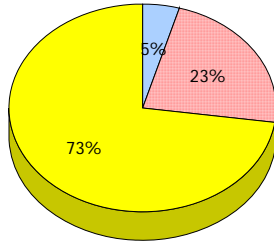
District

Province

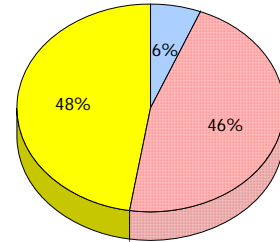
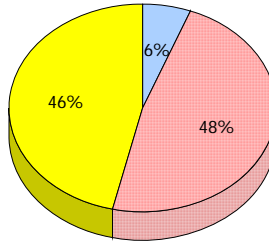
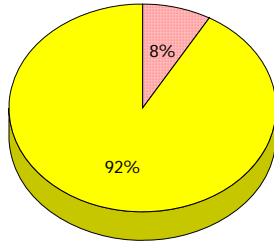
2012
AGR (28)



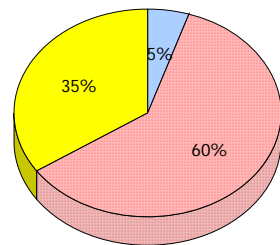
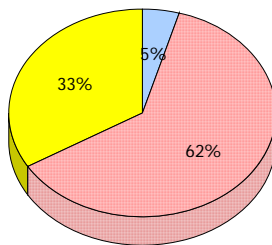
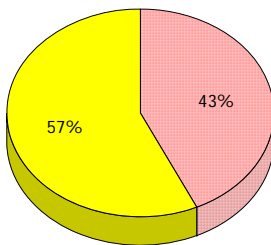
2011
AGR (22)



2010
AGR (33)



2009
AGR (10)



Unknown
 Exemption
 Not Yet Meeting (1 or 2)
 Meeting or Exceeding (3,4,5)

In some cases, CRT numbers may exceed AGR numbers based on late enrolments. Pie chart is based on the number of students who wrote the CRT. Number Operations score is composite of Reasoning, Communication, Connections and Representations, and Problem Solving.

Source: Division of Evaluation and Research, Department of Education

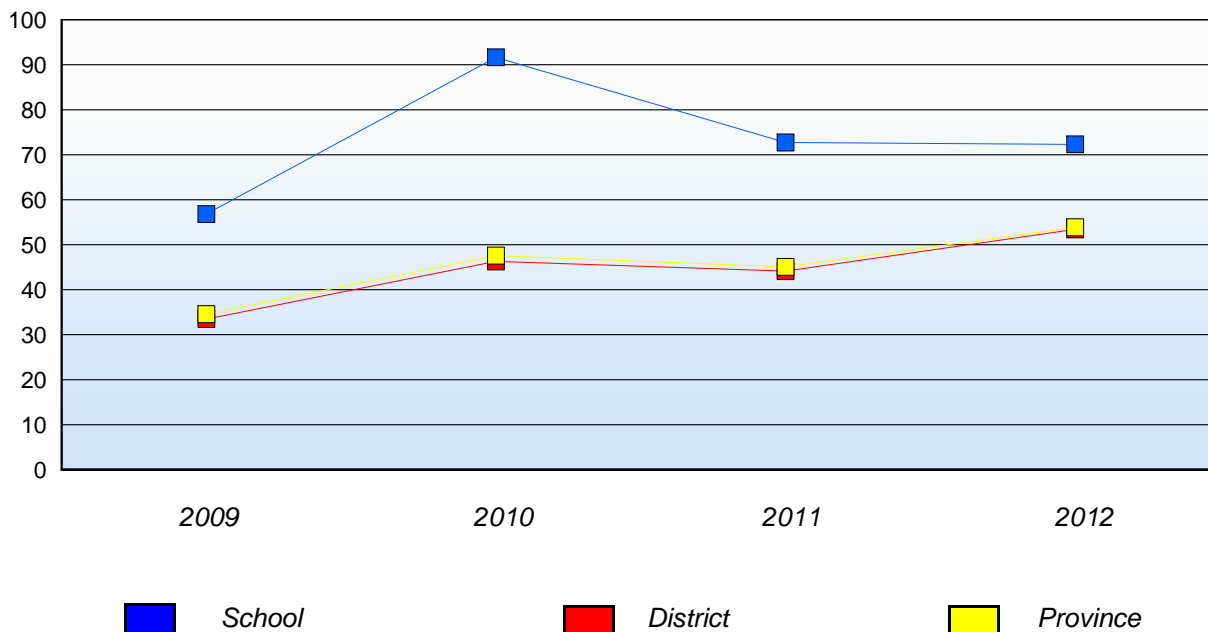
O:\CRT12\4YRTREND\PIES\MTH_6\REPORT\MTH6_4YR_12W.RPT

District 4 - Eastern

School #: 272 Holy Cross Elementary

Number Operations

Percentage of students at level 3 or above (2009 - 2012)



In some cases, CRT numbers may exceed AGR numbers based on late enrolments. Pie chart is based on the number of students who wrote the CRT. Number Operations score is composite of Reasoning, Communication, Connections and Representations, and Problem Solving.

Source: Division of Evaluation and Research, Department of Education

O:\CRT12\4YRTREND\PIES\MTH_6\REPORT\MTH6_4YR_12W.RPT

Mushuau Innu Natuashish and Peenamin McKenzie School are excluded from district and provincial results.

District 4 - Eastern

School #: 274 St. Catherine's Academy

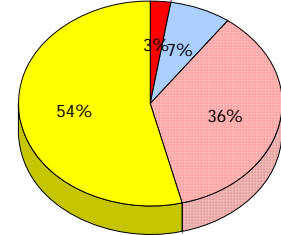
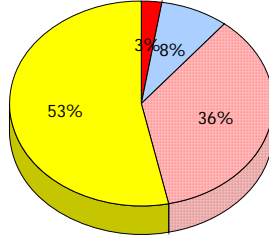
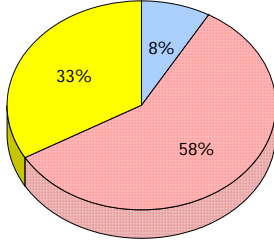
Number Operations

School

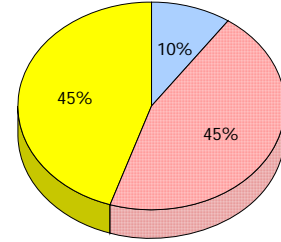
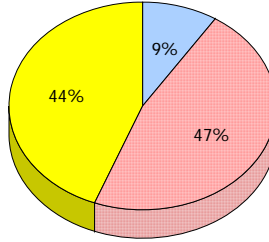
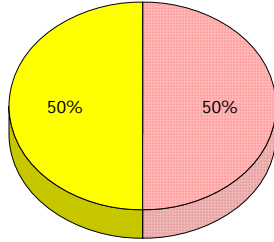
District

Province

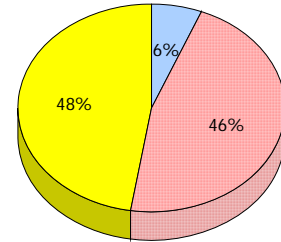
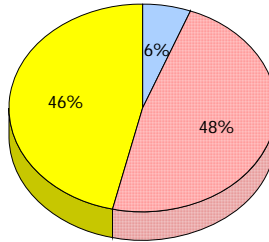
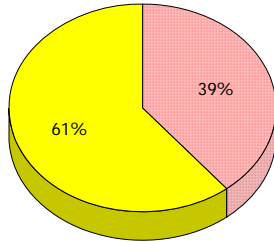
2012
AGR (12)



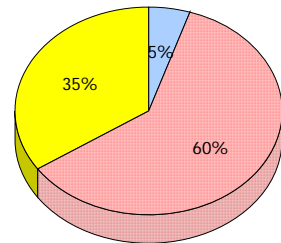
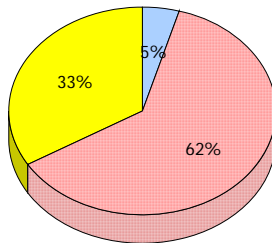
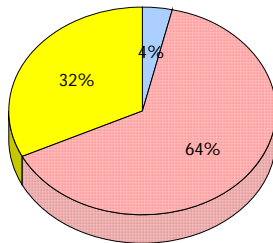
2011
AGR (5)



2010
AGR (6)



2009
AGR (7)



Unknown
 Exemption
 Not Yet Meeting (1 or 2)
 Meeting or Exceeding (3,4,5)

In some cases, CRT numbers may exceed AGR numbers based on late enrolments. Pie chart is based on the number of students who wrote the CRT. Number Operations score is composite of Reasoning, Communication, Connections and Representations, and Problem Solving.

Source: Division of Evaluation and Research, Department of Education

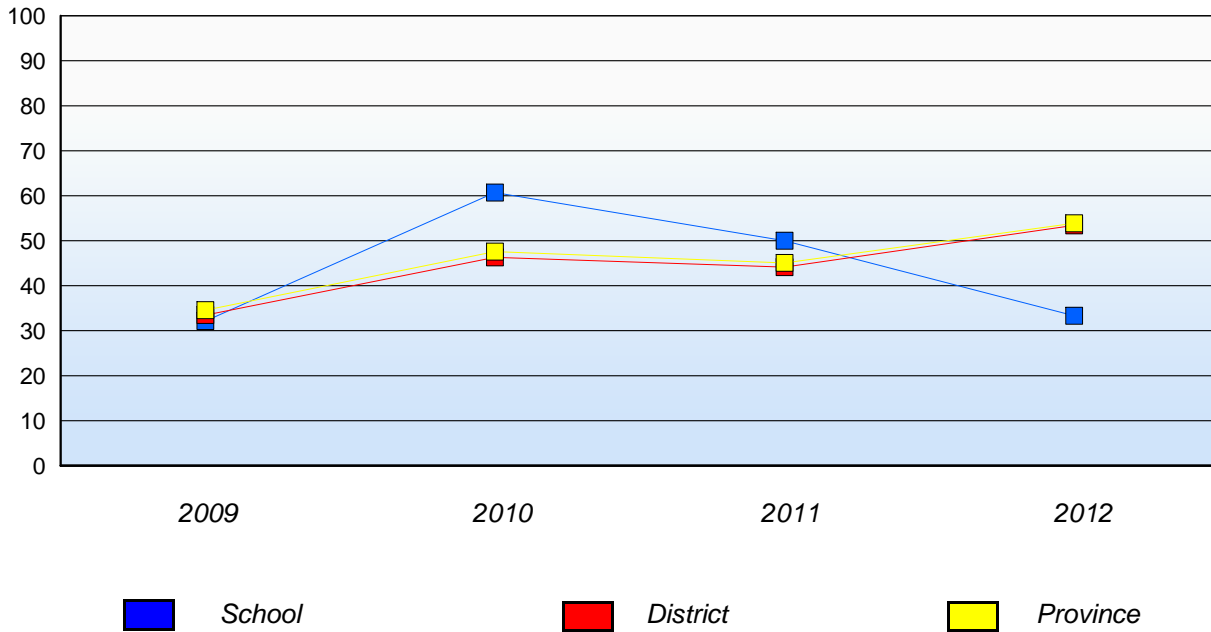
O:\CRT12\4YRTREND\PIES\MTH_6\REPORT\MTH6_4YR_12W.RPT

District 4 - Eastern

School #: 274 St. Catherine's Academy

Number Operations

Percentage of students at level 3 or above (2009 - 2012)



In some cases, CRT numbers may exceed AGR numbers based on late enrolments. Pie chart is based on the number of students who wrote the CRT. Number Operations score is composite of Reasoning, Communication, Connections and Representations, and Problem Solving.

Source: Division of Evaluation and Research, Department of Education

O:\CRT12\4YRTREND\PIES\MTH_6\REPORT\MTH6_4YR_12W.RPT

Mushuau Innu Natuashish and Peenamin McKenzie School are excluded from district and provincial results.

District 4 - Eastern

School #: 278 All Hallows Elementary

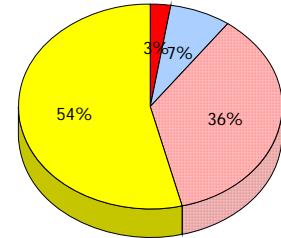
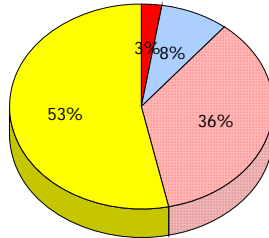
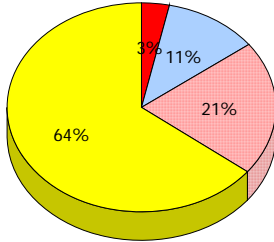
Number Operations

School

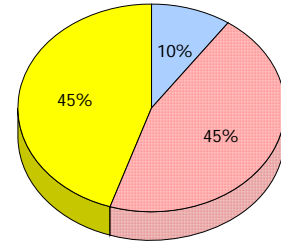
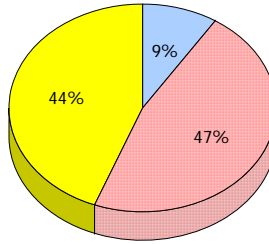
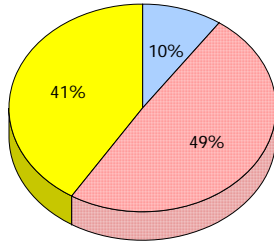
District

Province

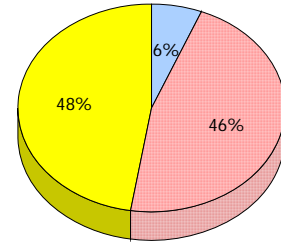
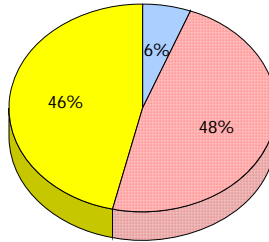
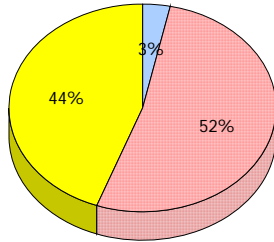
2012
AGR (61)



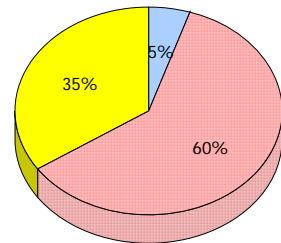
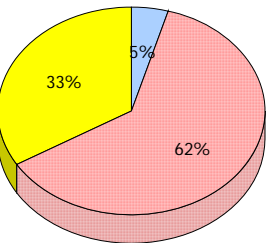
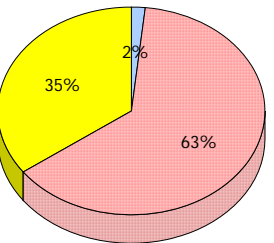
2011
AGR (61)



2010
AGR (58)



2009
AGR (79)



Unknown
 Exemption
 Not Yet Meeting (1 or 2)
 Meeting or Exceeding (3,4,5)

In some cases, CRT numbers may exceed AGR numbers based on late enrolments. Pie chart is based on the number of students who wrote the CRT. Number Operations score is composite of Reasoning, Communication, Connections and Representations, and Problem Solving.

Source: Division of Evaluation and Research, Department of Education

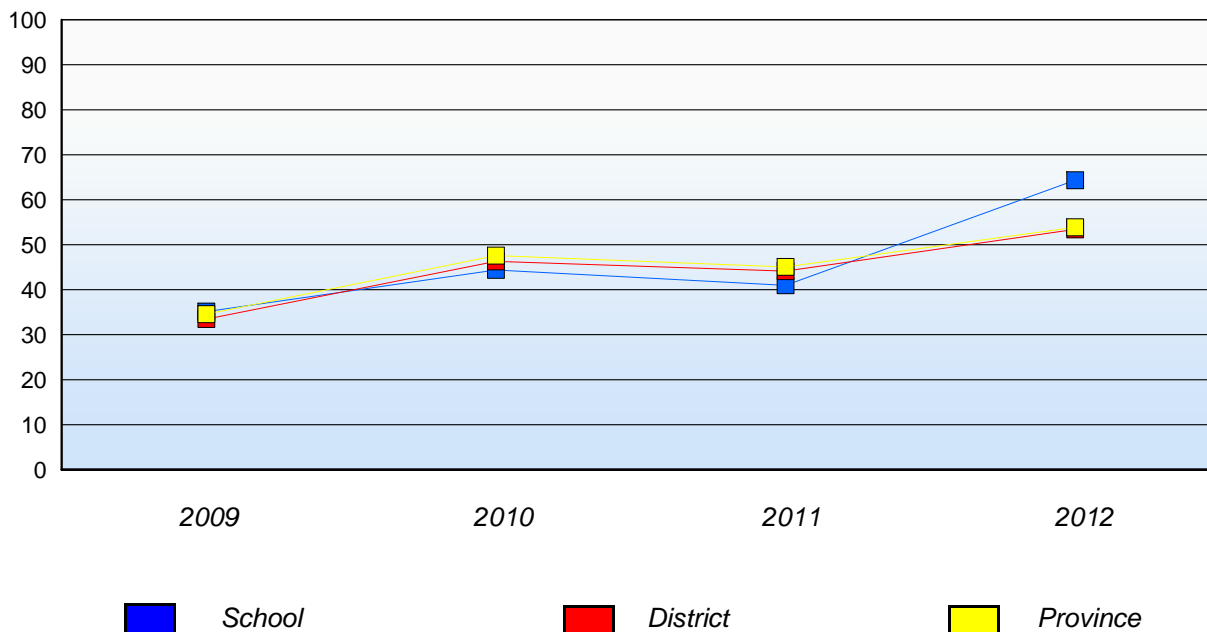
O:\CRT12\4YRTREND\PIES\MTH_6\REPORT\MTH6_4YR_12W.RPT

District 4 - Eastern

School #: 278 All Hallows Elementary

Number Operations

Percentage of students at level 3 or above (2009 - 2012)



In some cases, CRT numbers may exceed AGR numbers based on late enrolments. Pie chart is based on the number of students who wrote the CRT. Number Operations score is composite of Reasoning, Communication, Connections and Representations, and Problem Solving.

Source: Division of Evaluation and Research, Department of Education

O:\CRT12\4YRTREND\PIES\MTH_6\REPORT\MTH6_4YR_12W.RPT

11/27/2012

244

Mushuau Innu Natuashish and Peenamin McKenzie School are excluded from district and provincial results.

District 4 - Eastern

School #: 285 Holy Redeemer Elementary

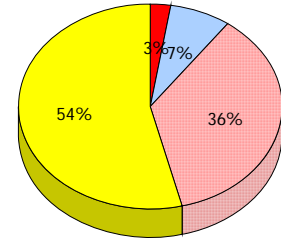
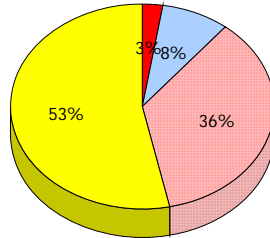
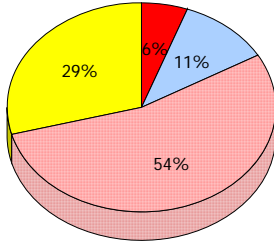
Number Operations

School

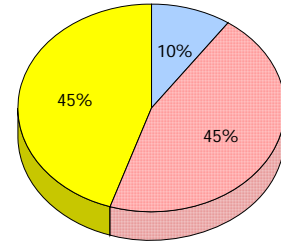
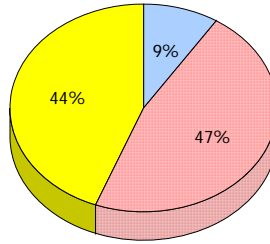
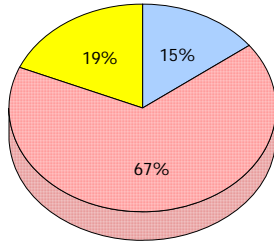
District

Province

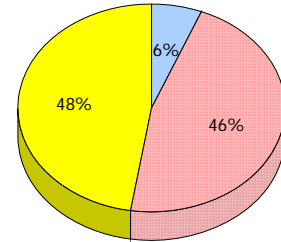
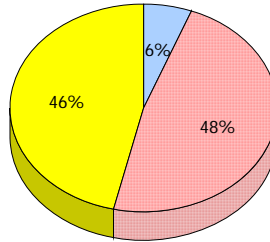
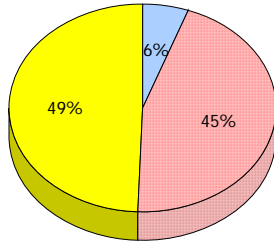
2012
AGR (36)



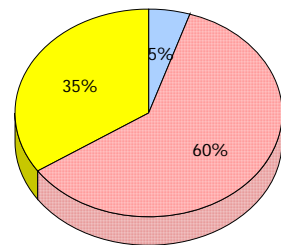
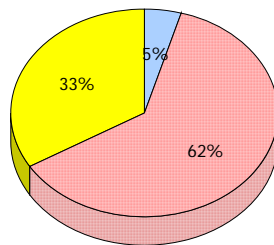
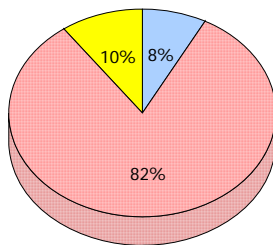
2011
AGR (27)



2010
AGR (40)



2009
AGR (42)



Unknown
 Exemption
 Not Yet Meeting (1 or 2)
 Meeting or Exceeding (3,4,5)

In some cases, CRT numbers may exceed AGR numbers based on late enrolments. Pie chart is based on the number of students who wrote the CRT. Number Operations score is composite of Reasoning, Communication, Connections and Representations, and Problem Solving.

Source: Division of Evaluation and Research, Department of Education

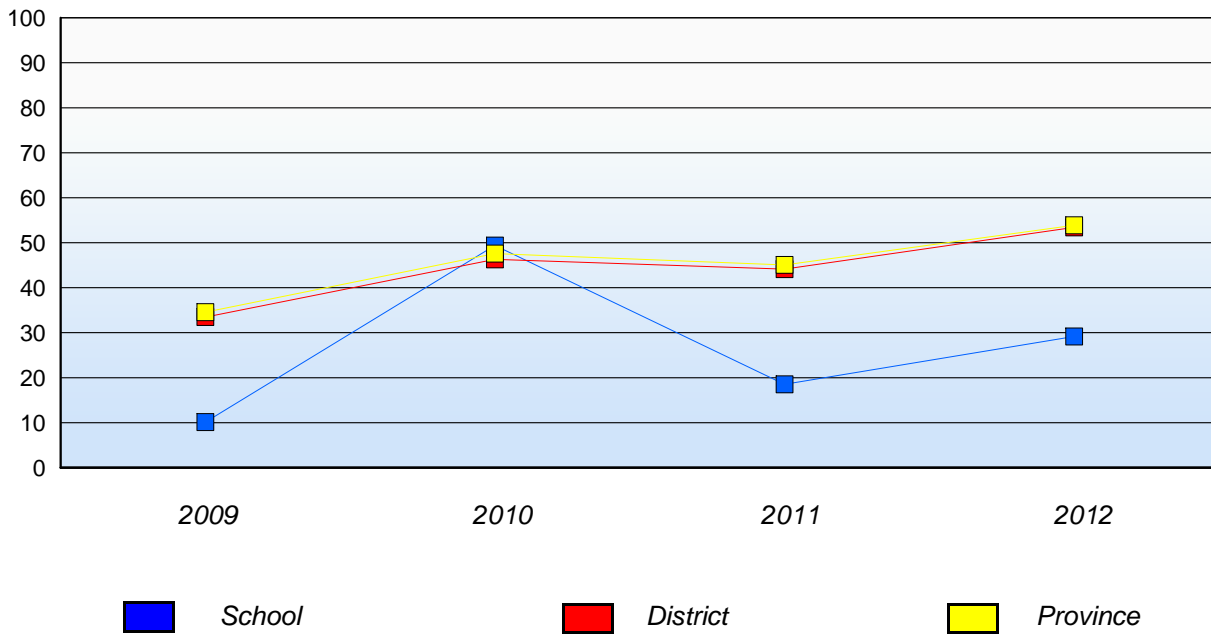
O:\CRT12\4YRTREND\PIES\MTH_6\REPORT\MTH6_4YR_12W.RPT

District 4 - Eastern

School #: 285 Holy Redeemer Elementary

Number Operations

Percentage of students at level 3 or above (2009 - 2012)



In some cases, CRT numbers may exceed AGR numbers based on late enrolments. Pie chart is based on the number of students who wrote the CRT. Number Operations score is composite of Reasoning, Communication, Connections and Representations, and Problem Solving.

Source: Division of Evaluation and Research, Department of Education

O:\CRT12\4YRTREND\PIES\MTH_6\REPORT\MTH6_4YR_12W.RPT

Mushuau Innu Natuashish and Peenamin McKenzie School are excluded from district and provincial results.

District 4 - Eastern

School #: 286 Fatima Academy

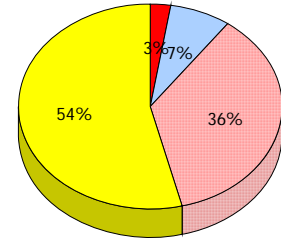
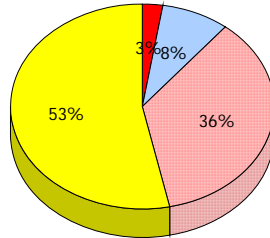
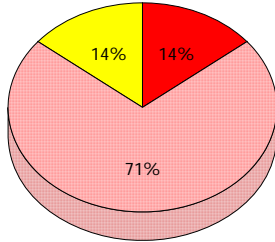
Number Operations

School

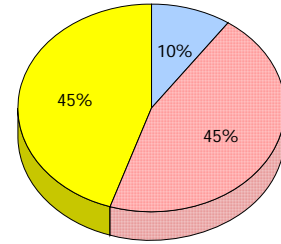
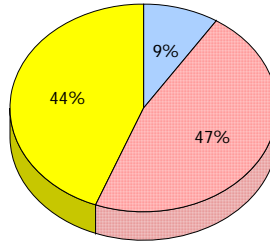
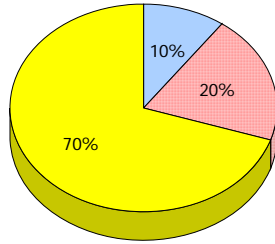
District

Province

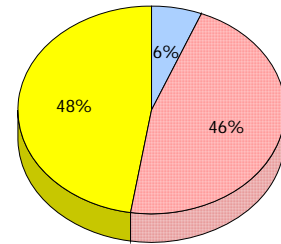
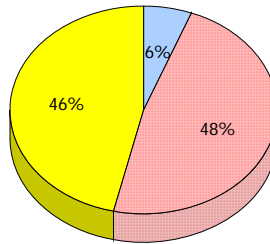
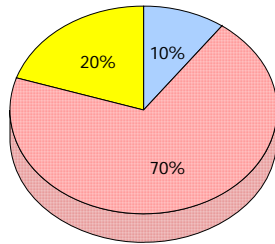
2012
AGR (7)



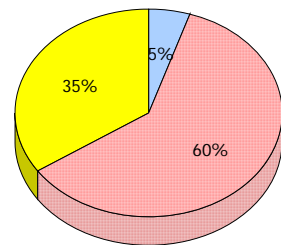
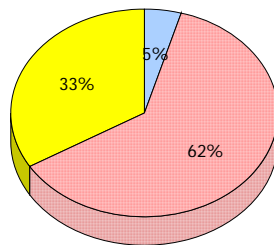
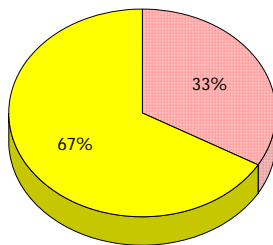
2011
AGR (10)



2010
AGR (5)



2009
AGR (3)



Unknown
 Exemption
 Not Yet Meeting (1 or 2)
 Meeting or Exceeding (3,4,5)

In some cases, CRT numbers may exceed AGR numbers based on late enrolments. Pie chart is based on the number of students who wrote the CRT. Number Operations score is composite of Reasoning, Communication, Connections and Representations, and Problem Solving.

Source: Division of Evaluation and Research, Department of Education

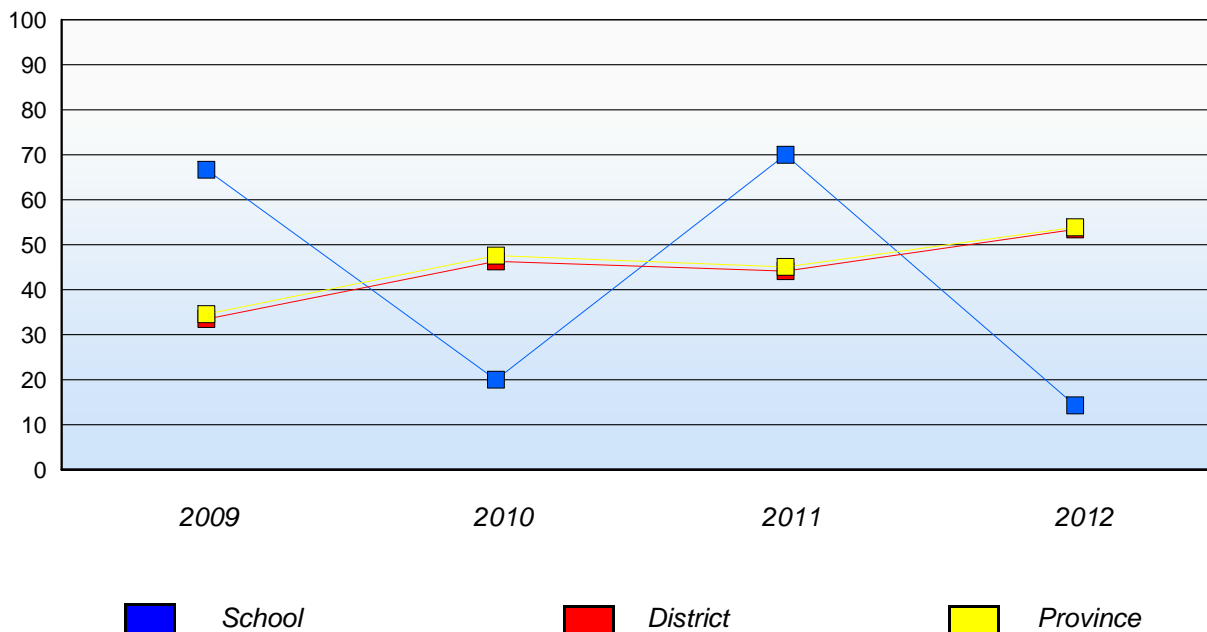
O:\CRT12\4YRTREND\PIES\MTH_6\REPORT\MTH6_4YR_12W.RPT

District 4 - Eastern

School #: 286 Fatima Academy

Number Operations

Percentage of students at level 3 or above (2009 - 2012)



In some cases, CRT numbers may exceed AGR numbers based on late enrolments. Pie chart is based on the number of students who wrote the CRT. Number Operations score is composite of Reasoning, Communication, Connections and Representations, and Problem Solving.

Source: Division of Evaluation and Research, Department of Education

O:\CRT12\4YRTREND\PIES\MTH_6\REPORT\MTH6_4YR_12W.RPT

Mushuau Innu Natuashish and Peenamin McKenzie School are excluded from district and provincial results.

District 4 - Eastern

School #: 287 Dunne Memorial Academy

Number Operations

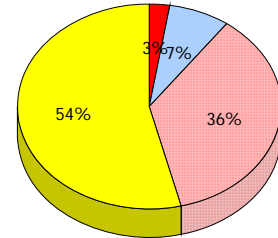
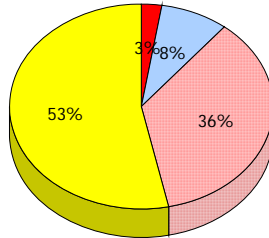
School

District

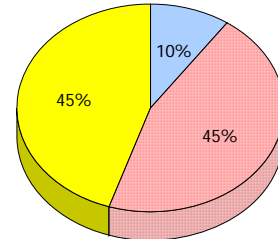
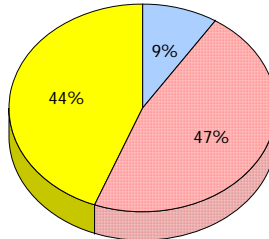
Province

2012
AGR (6)

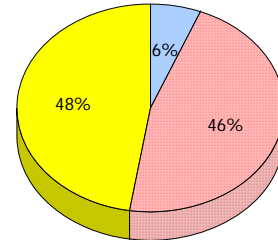
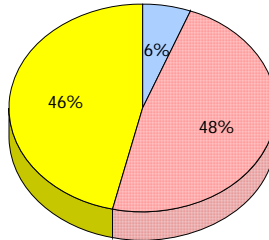
School data with 5 or fewer students withheld for reasons of confidentiality.



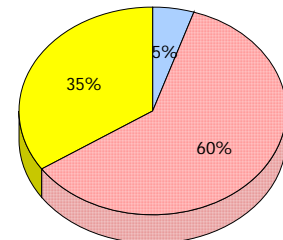
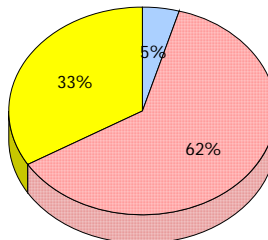
2011
AGR (11)



2010
AGR (8)



2009
AGR (5)



Unknown
 Exemption
 Not Yet Meeting (1 or 2)
 Meeting or Exceeding (3,4,5)

In some cases, CRT numbers may exceed AGR numbers based on late enrolments. Pie chart is based on the number of students who wrote the CRT. Number Operations score is composite of Reasoning, Communication, Connections and Representations, and Problem Solving.

Source: Division of Evaluation and Research, Department of Education

O:\CRT12\4YRTREND\PIES\MTH_6\REPORT\MTH6_4YR_12W.RPT

District 4 - Eastern

School #: 287 Dunne Memorial Academy

Number Operations

Percentage of students at level 3 or above (2009 - 2012)

School data with 5 or fewer students withheld for reasons of confidentiality.



School



District



Province

District 4 - Eastern

School #: 289 St. Peter's Elementary

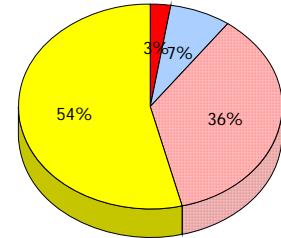
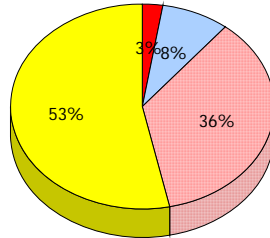
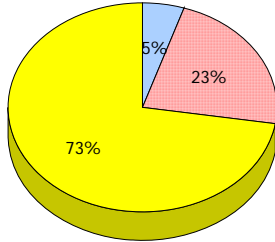
Number Operations

School

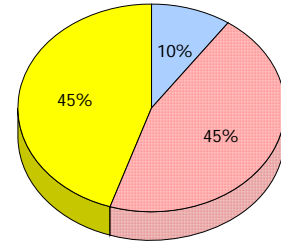
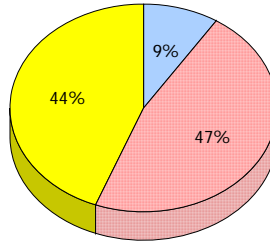
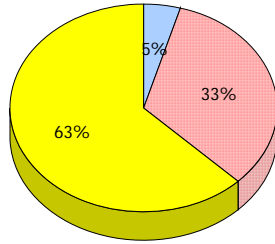
District

Province

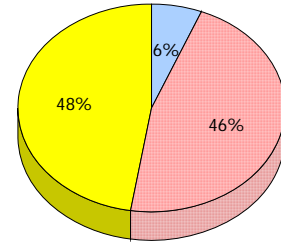
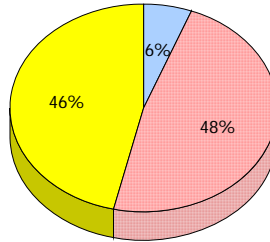
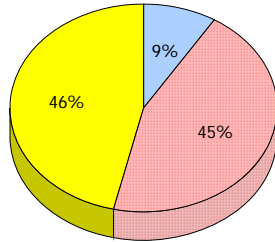
2012
AGR (20)



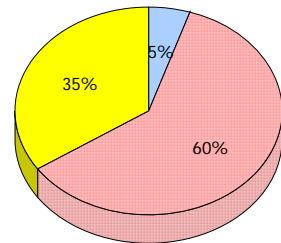
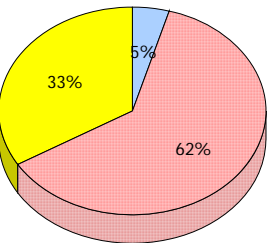
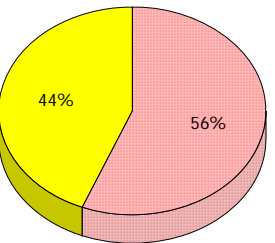
2011
AGR (22)



2010
AGR (14)



2009
AGR (32)



Unknown
 Exemption
 Not Yet Meeting (1 or 2)
 Meeting or Exceeding (3,4,5)

In some cases, CRT numbers may exceed AGR numbers based on late enrolments. Pie chart is based on the number of students who wrote the CRT. Number Operations score is composite of Reasoning, Communication, Connections and Representations, and Problem Solving.

Source: Division of Evaluation and Research, Department of Education

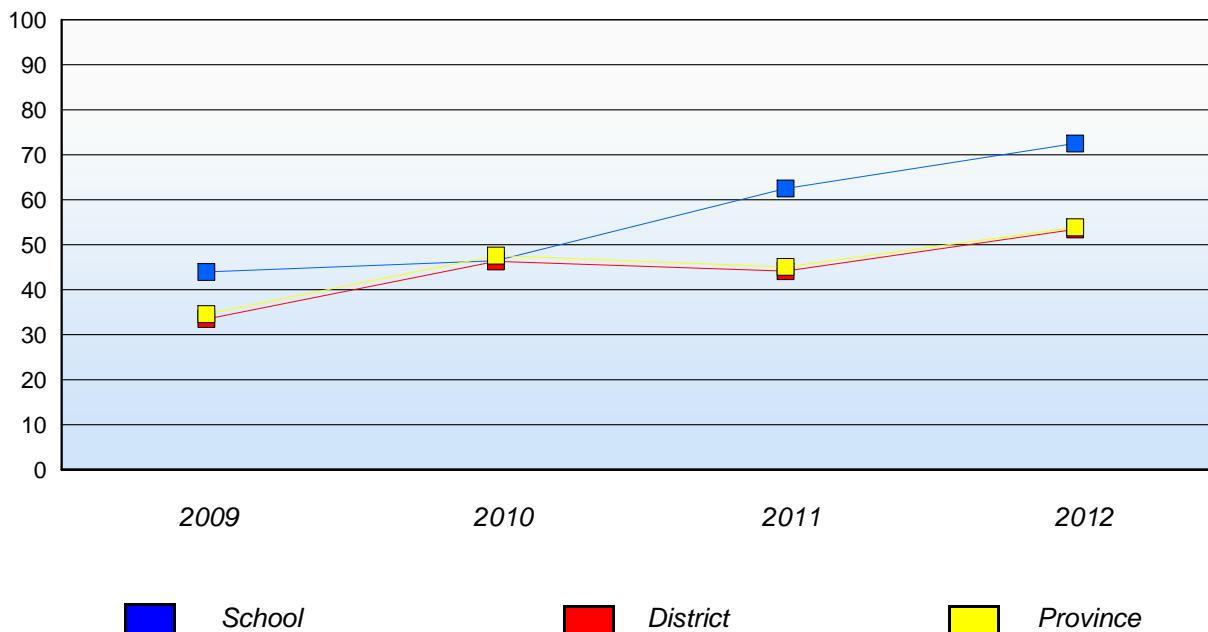
O:\CRT12\4YRTREND\PIES\MTH_6\REPORT\MTH6_4YR_12W.RPT

District 4 - Eastern

School #: 289 St. Peter's Elementary

Number Operations

Percentage of students at level 3 or above (2009 - 2012)



In some cases, CRT numbers may exceed AGR numbers based on late enrolments. Pie chart is based on the number of students who wrote the CRT. Number Operations score is composite of Reasoning, Communication, Connections and Representations, and Problem Solving.

Source: Division of Evaluation and Research, Department of Education

O:\CRT12\4YRTREND\PIES\MTH_6\REPORT\MTH6_4YR_12W.RPT

Mushuau Innu Natuashish and Peenamin McKenzie School are excluded from district and provincial results.

District 4 - Eastern

School #: 291 Perlwin Elementary

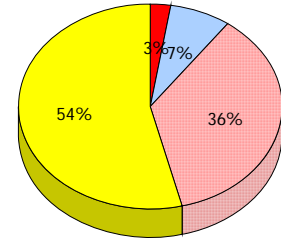
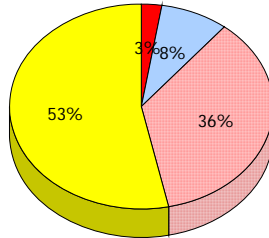
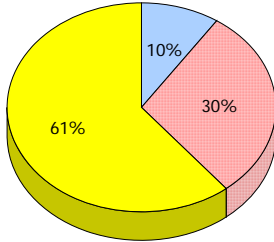
Number Operations

School

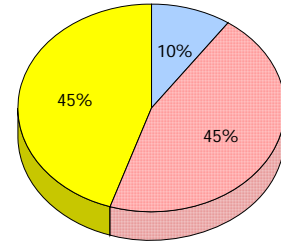
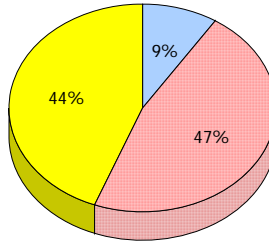
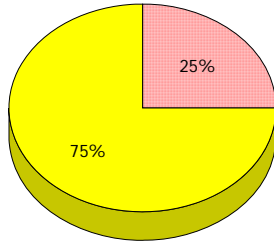
District

Province

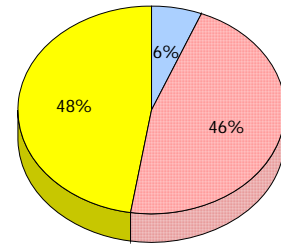
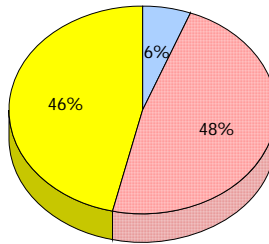
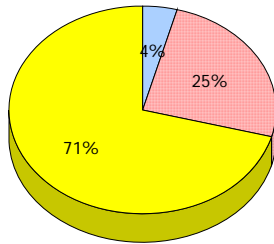
2012
AGR (21)



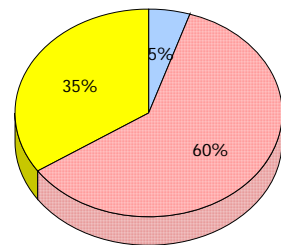
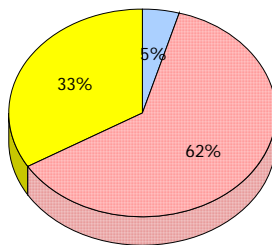
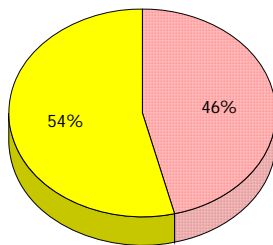
2011
AGR (7)



2010
AGR (18)



2009
AGR (13)



Unknown
 Exemption
 Not Yet Meeting (1 or 2)
 Meeting or Exceeding (3,4,5)

In some cases, CRT numbers may exceed AGR numbers based on late enrolments. Pie chart is based on the number of students who wrote the CRT. Number Operations score is composite of Reasoning, Communication, Connections and Representations, and Problem Solving.

Source: Division of Evaluation and Research, Department of Education

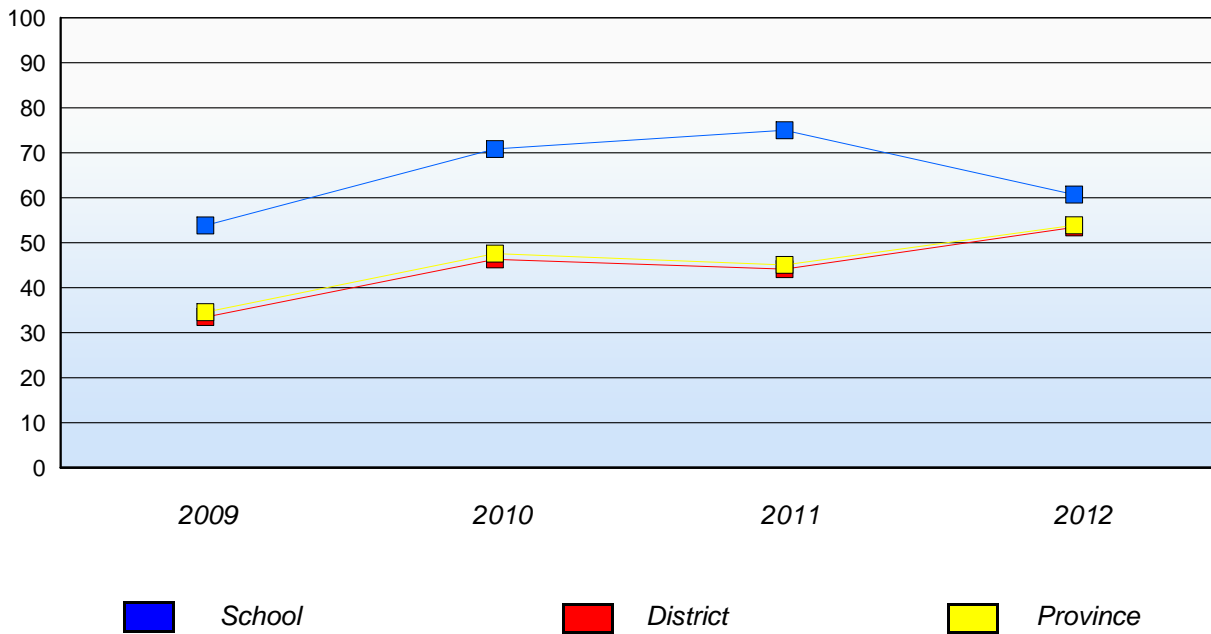
O:\CRT12\4YRTREND\PIES\MTH_6\REPORT\MTH6_4YR_12W.RPT

District 4 - Eastern

School #: 291 Perlwin Elementary

Number Operations

Percentage of students at level 3 or above (2009 - 2012)



In some cases, CRT numbers may exceed AGR numbers based on late enrolments. Pie chart is based on the number of students who wrote the CRT. Number Operations score is composite of Reasoning, Communication, Connections and Representations, and Problem Solving.

Source: Division of Evaluation and Research, Department of Education

O:\CRT12\4YRTREND\PIES\MTH_6\REPORT\MTH6_4YR_12W.RPT

Mushuau Innu Natuashish and Peenamin McKenzie School are excluded from district and provincial results.

District 4 - Eastern

School #: 294 St. Augustine's Elementary

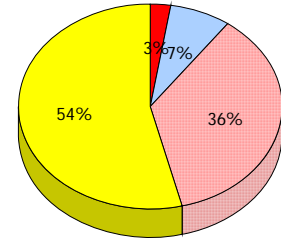
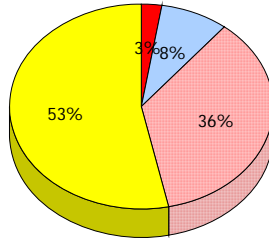
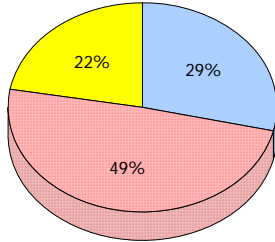
Number Operations

School

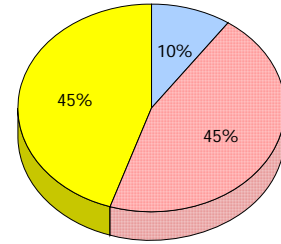
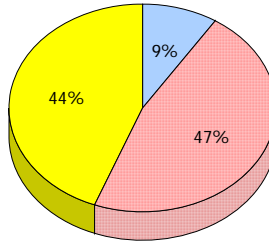
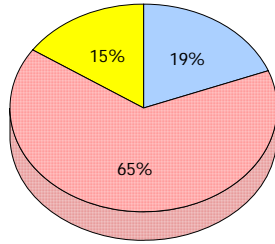
District

Province

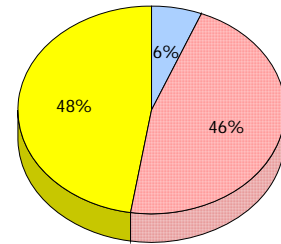
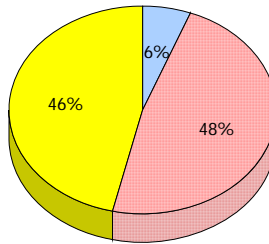
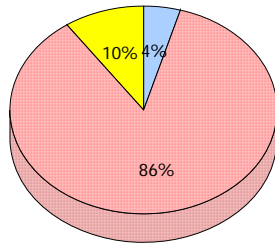
2012
AGR (28)



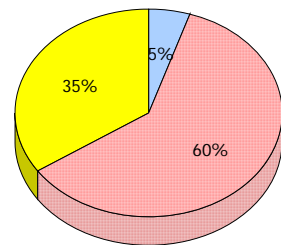
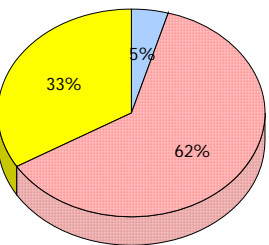
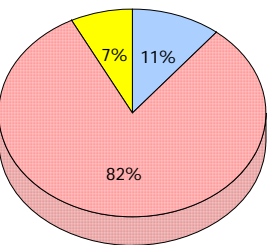
2011
AGR (21)



2010
AGR (23)



2009
AGR (37)



Unknown
 Exemption
 Not Yet Meeting (1 or 2)
 Meeting or Exceeding (3,4,5)

In some cases, CRT numbers may exceed AGR numbers based on late enrolments. Pie chart is based on the number of students who wrote the CRT. Number Operations score is composite of Reasoning, Communication, Connections and Representations, and Problem Solving.

Source: Division of Evaluation and Research, Department of Education

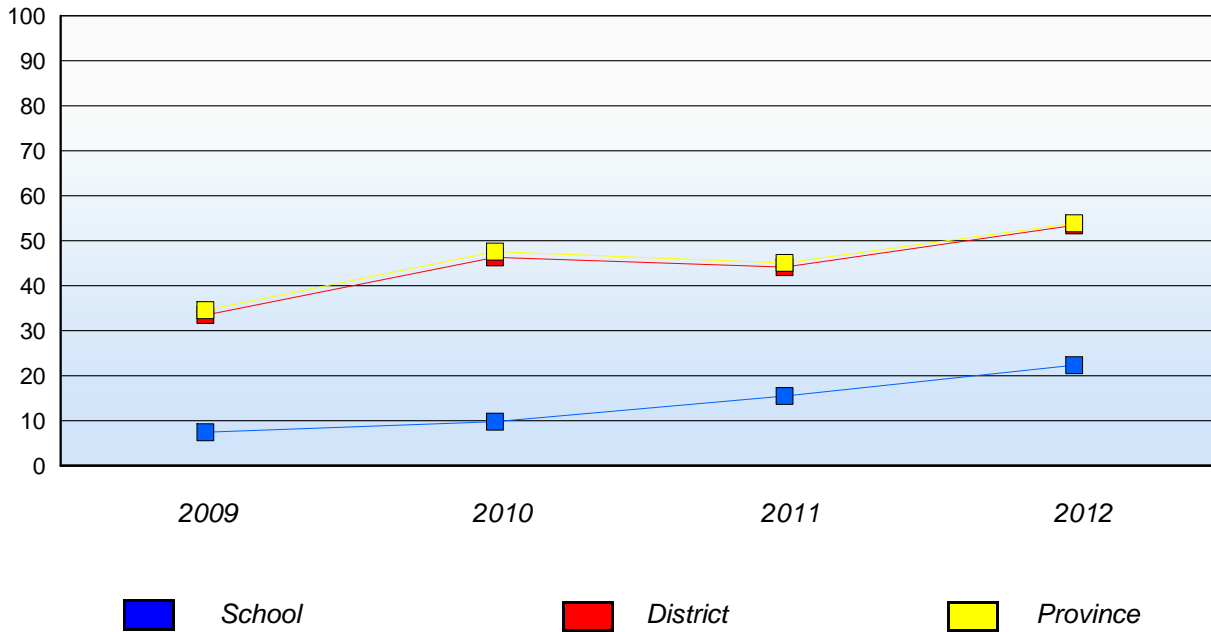
O:\CRT12\4YRTREND\PIES\MTH_6\REPORT\MTH6_4YR_12W.RPT

District 4 - Eastern

School #: 294 St. Augustine's Elementary

Number Operations

Percentage of students at level 3 or above (2009 - 2012)



In some cases, CRT numbers may exceed AGR numbers based on late enrolments. Pie chart is based on the number of students who wrote the CRT. Number Operations score is composite of Reasoning, Communication, Connections and Representations, and Problem Solving.

Source: Division of Evaluation and Research, Department of Education

O:\CRT12\4YRTREND\PIES\MTH_6\REPORT\MTH6_4YR_12W.RPT

Mushuau Innu Natuashish and Peenamin McKenzie School are excluded from district and provincial results.

District 4 - Eastern

School #: 303 St. Edward's Elementary

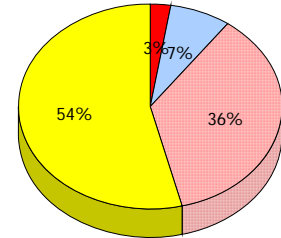
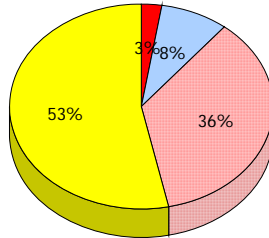
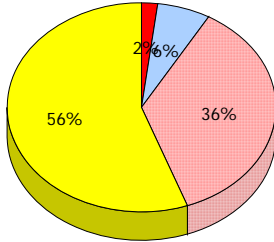
Number Operations

School

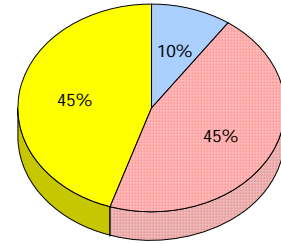
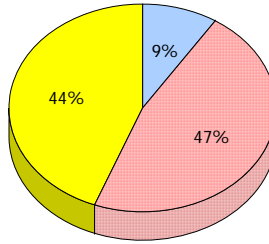
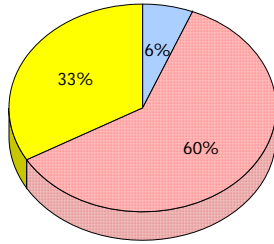
District

Province

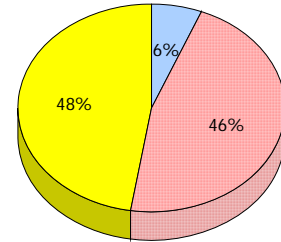
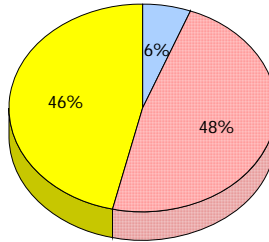
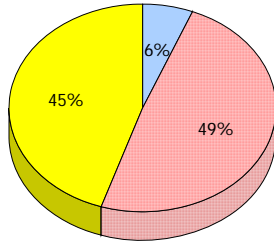
2012
AGR (108)



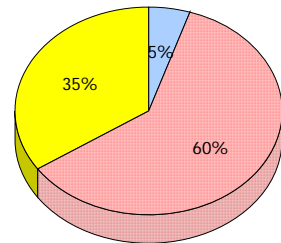
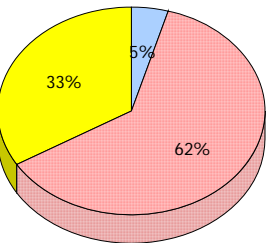
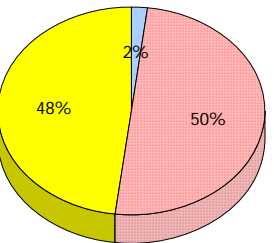
2011
AGR (80)



2010
AGR (87)



2009
AGR (68)



Unknown
 Exemption
 Not Yet Meeting (1 or 2)
 Meeting or Exceeding (3,4,5)

In some cases, CRT numbers may exceed AGR numbers based on late enrolments. Pie chart is based on the number of students who wrote the CRT. Number Operations score is composite of Reasoning, Communication, Connections and Representations, and Problem Solving.

Source: Division of Evaluation and Research, Department of Education

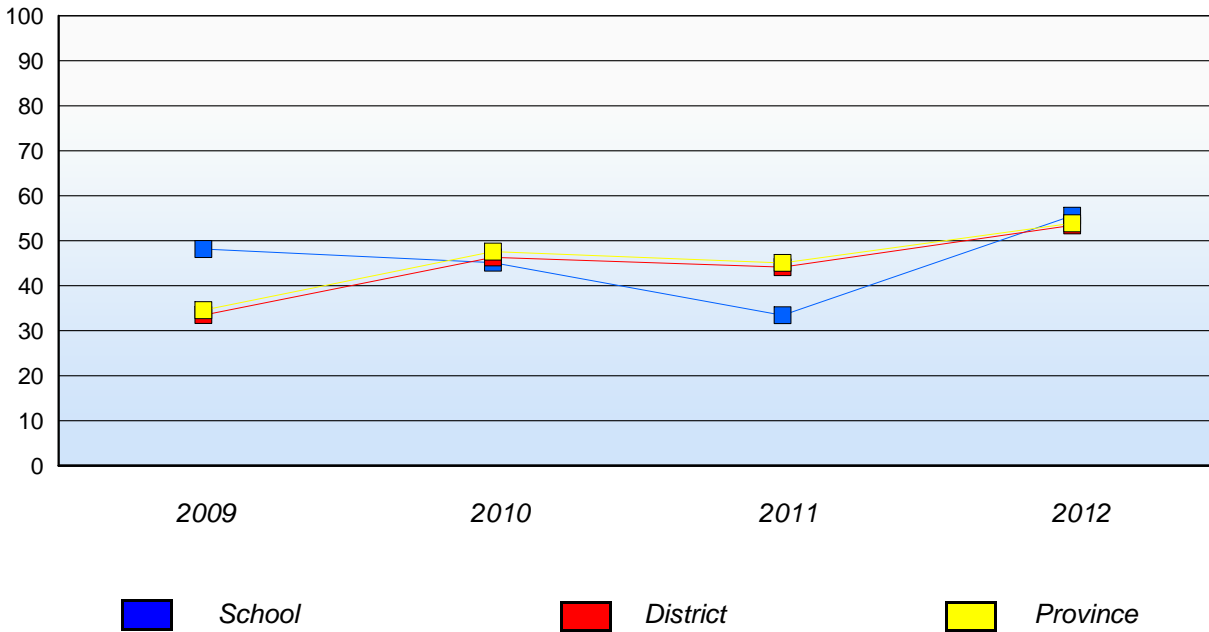
O:\CRT12\4YRTREND\PIES\MTH_6\REPORT\MTH6_4YR_12W.RPT

District 4 - Eastern

School #: 303 St. Edward's Elementary

Number Operations

Percentage of students at level 3 or above (2009 - 2012)



In some cases, CRT numbers may exceed AGR numbers based on late enrolments. Pie chart is based on the number of students who wrote the CRT. Number Operations score is composite of Reasoning, Communication, Connections and Representations, and Problem Solving.

Source: Division of Evaluation and Research, Department of Education

O:\CRT12\4YRTREND\PIES\MTH_6\REPORT\MTH6_4YR_12W.RPT

District 4 - Eastern

School #: 305 Villanova Junior High

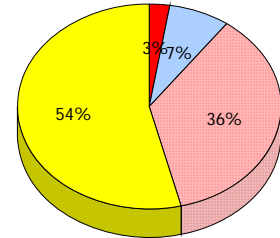
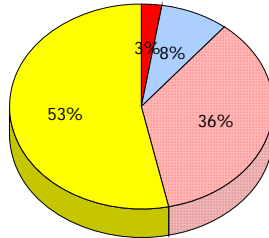
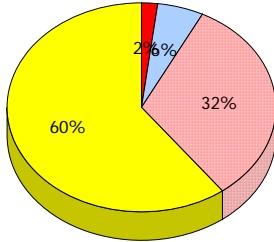
Number Operations

School

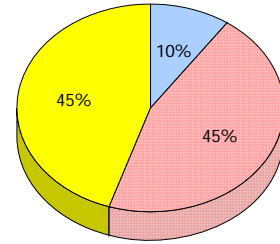
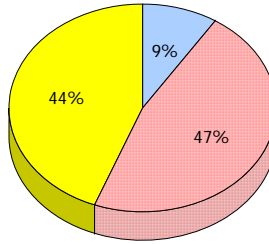
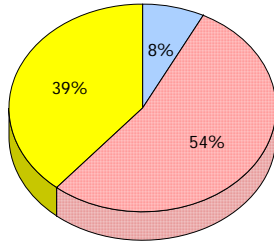
District

Province

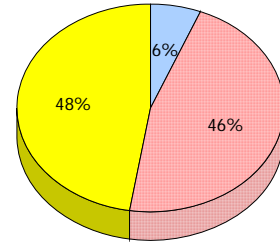
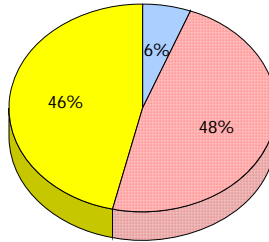
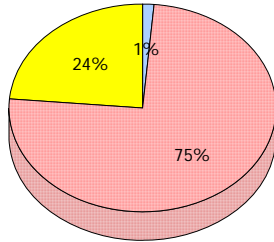
2012
AGR (107)



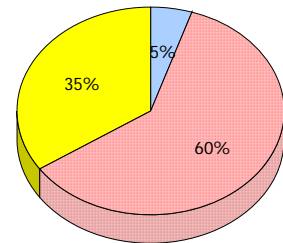
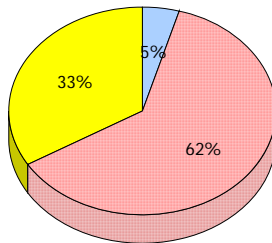
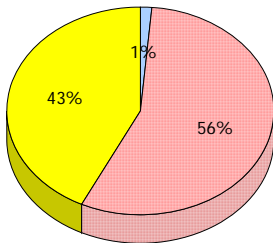
2011
AGR (119)



2010
AGR (120)



2009
AGR (96)



Unknown
 Exemption
 Not Yet Meeting (1 or 2)
 Meeting or Exceeding (3,4,5)

In some cases, CRT numbers may exceed AGR numbers based on late enrolments. Pie chart is based on the number of students who wrote the CRT. Number Operations score is composite of Reasoning, Communication, Connections and Representations, and Problem Solving.

Source: Division of Evaluation and Research, Department of Education

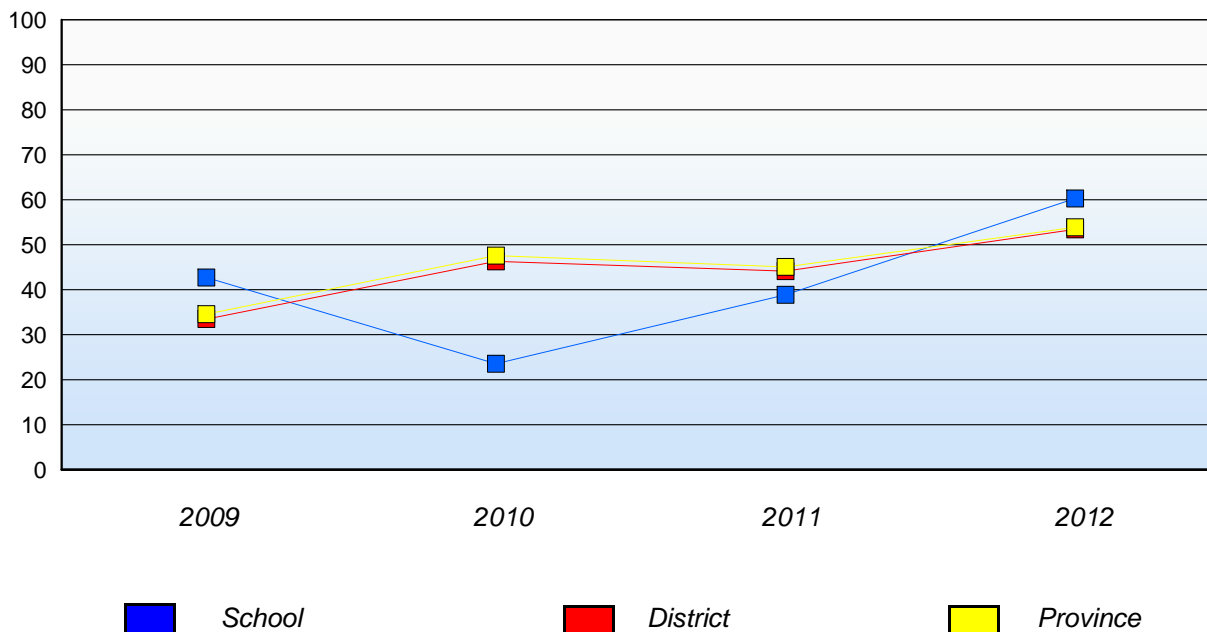
O:\CRT12\4YRTREND\PIES\MTH_6\REPORT\MTH6_4YR_12W.RPT

District 4 - Eastern

School #: 305 Villanova Junior High

Number Operations

Percentage of students at level 3 or above (2009 - 2012)



In some cases, CRT numbers may exceed AGR numbers based on late enrolments. Pie chart is based on the number of students who wrote the CRT. Number Operations score is composite of Reasoning, Communication, Connections and Representations, and Problem Solving.

Source: Division of Evaluation and Research, Department of Education

O:\CRT12\4YRTREND\PIES\MTH_6\REPORT\MTH6_4YR_12W.RPT

Mushuau Innu Natuashish and Peenamin McKenzie School are excluded from district and provincial results.

District 4 - Eastern

School #: 306 St. George's Elementary

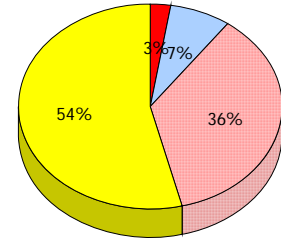
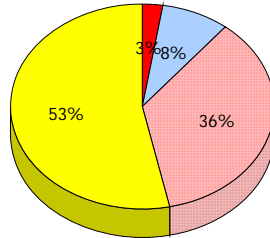
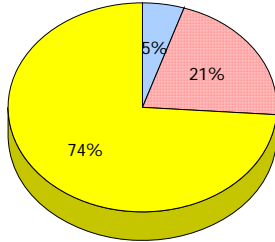
Number Operations

School

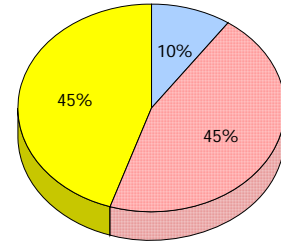
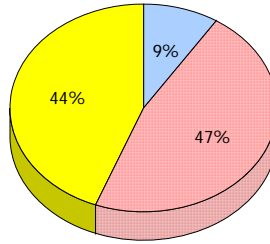
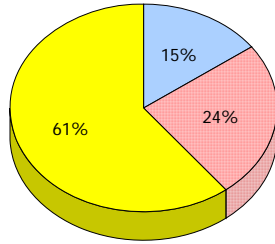
District

Province

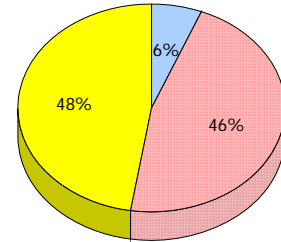
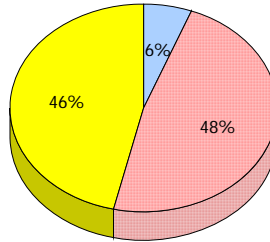
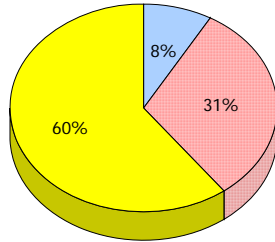
2012
AGR (41)



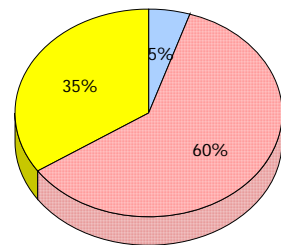
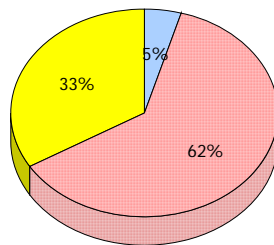
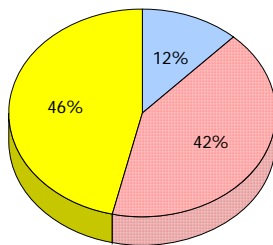
2011
AGR (40)



2010
AGR (39)



2009
AGR (42)



Unknown
 Exemption
 Not Yet Meeting (1 or 2)
 Meeting or Exceeding (3,4,5)

In some cases, CRT numbers may exceed AGR numbers based on late enrolments. Pie chart is based on the number of students who wrote the CRT. Number Operations score is composite of Reasoning, Communication, Connections and Representations, and Problem Solving.

Source: Division of Evaluation and Research, Department of Education

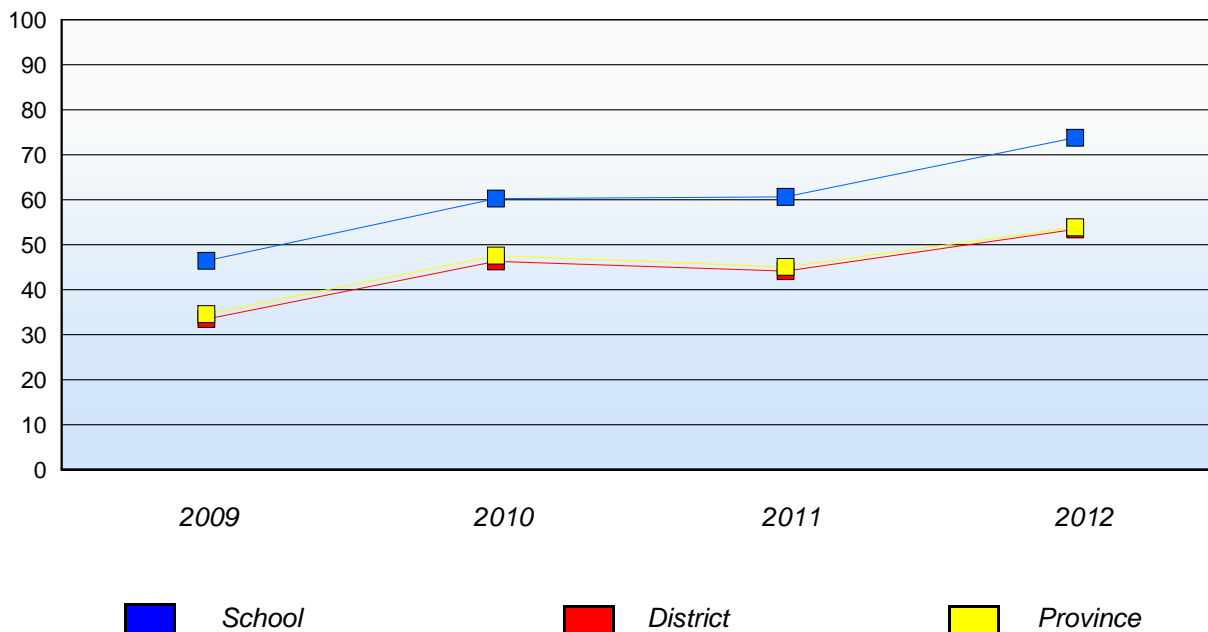
O:\CRT12\4YRTREND\PIES\MTH_6\REPORT\MTH6_4YR_12W.RPT

District 4 - Eastern

School #: 306 St. George's Elementary

Number Operations

Percentage of students at level 3 or above (2009 - 2012)



In some cases, CRT numbers may exceed AGR numbers based on late enrolments. Pie chart is based on the number of students who wrote the CRT. Number Operations score is composite of Reasoning, Communication, Connections and Representations, and Problem Solving.

Source: Division of Evaluation and Research, Department of Education

O:\CRT12\4YRTREND\PIES\MTH_6\REPORT\MTH6_4YR_12W.RPT

Mushuau Innu Natuashish and Peenamin McKenzie School are excluded from district and provincial results.

District 4 - Eastern

School #: 308 Mary Queen of the World Elementary

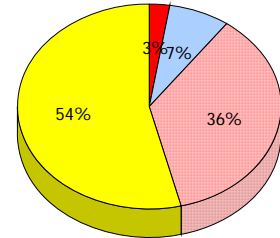
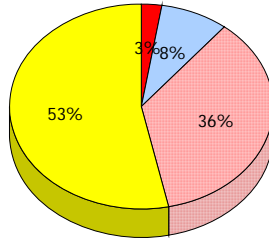
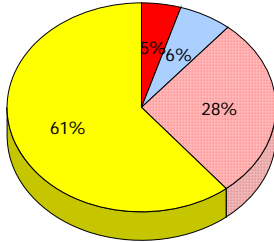
Number Operations

School

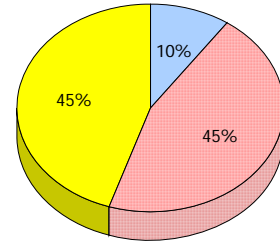
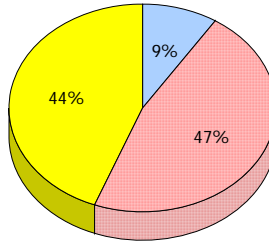
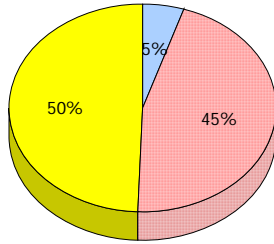
District

Province

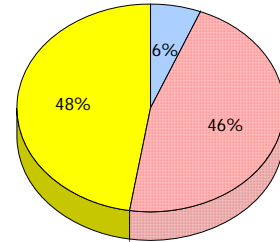
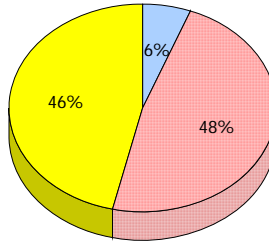
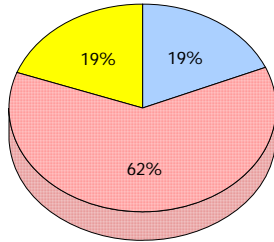
2012
AGR (63)



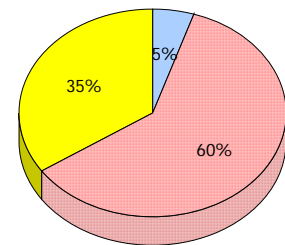
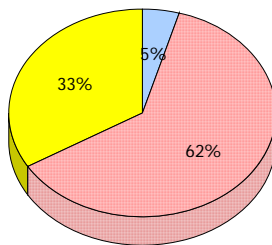
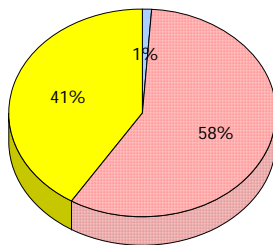
2011
AGR (60)



2010
AGR (58)



2009
AGR (61)



Unknown
 Exemption
 Not Yet Meeting (1 or 2)
 Meeting or Exceeding (3,4,5)

In some cases, CRT numbers may exceed AGR numbers based on late enrolments. Pie chart is based on the number of students who wrote the CRT. Number Operations score is composite of Reasoning, Communication, Connections and Representations, and Problem Solving.

Source: Division of Evaluation and Research, Department of Education

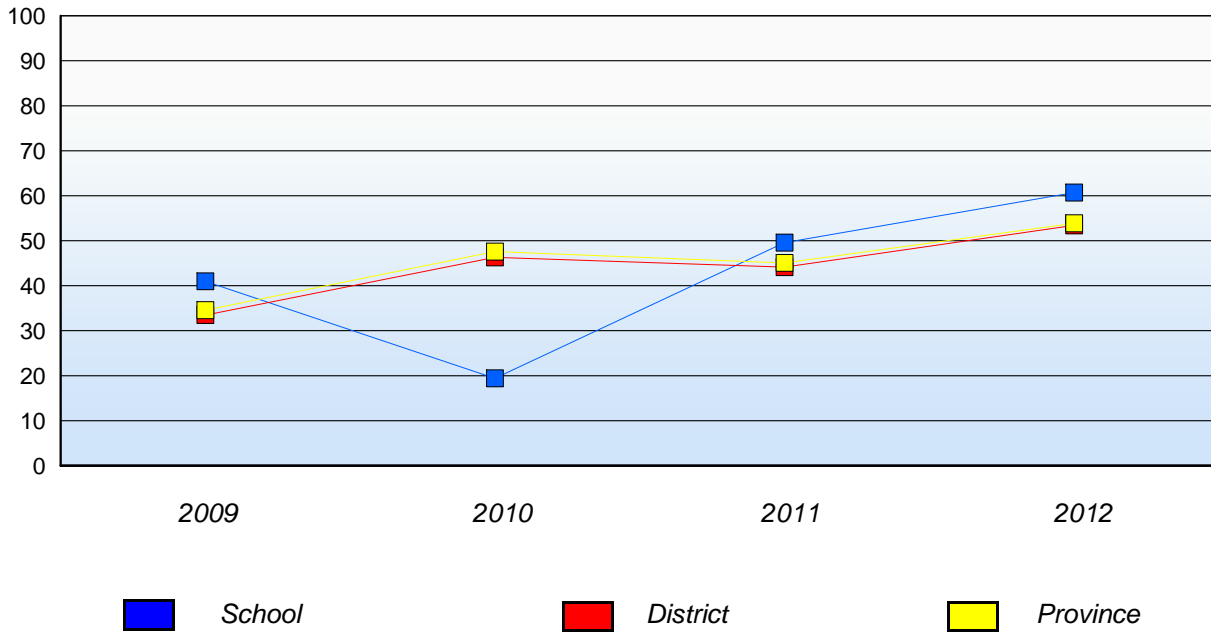
O:\CRT12\4YRTREND\PIES\MTH_6\REPORT\MTH6_4YR_12W.RPT

District 4 - Eastern

School #: 308 Mary Queen of the World Elementary

Number Operations

Percentage of students at level 3 or above (2009 - 2012)



In some cases, CRT numbers may exceed AGR numbers based on late enrolments. Pie chart is based on the number of students who wrote the CRT. Number Operations score is composite of Reasoning, Communication, Connections and Representations, and Problem Solving.

Source: Division of Evaluation and Research, Department of Education

O:\CRT12\4YRTREND\PIES\MTH_6\REPORT\MTH6_4YR_12W.RPT

District 4 - Eastern

School #: 310 Mount Pearl Intermediate

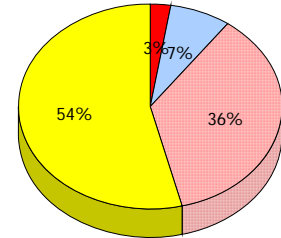
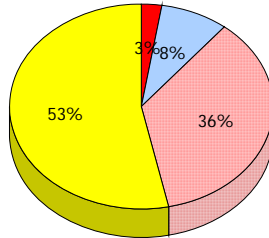
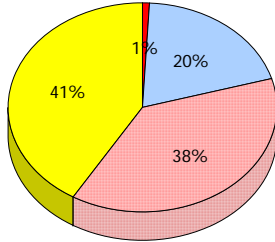
Number Operations

School

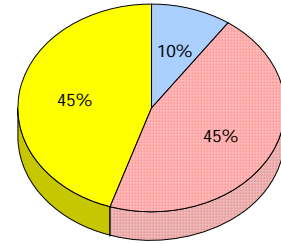
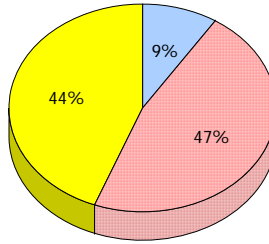
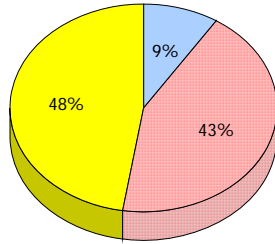
District

Province

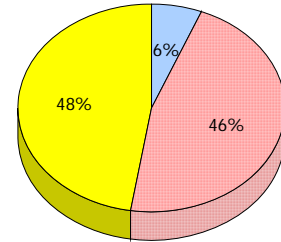
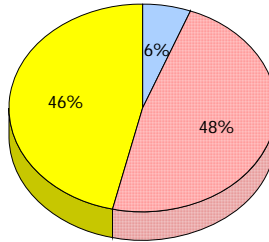
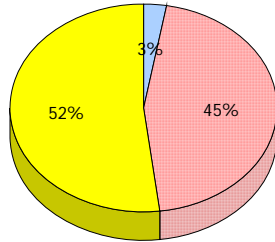
2012
AGR (109)



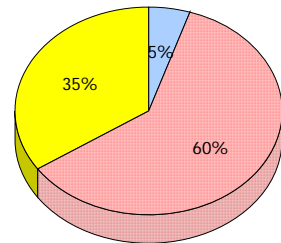
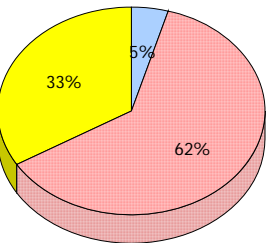
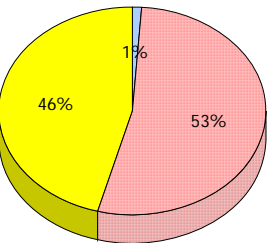
2011
AGR (110)



2010
AGR (109)



2009
AGR (121)



Unknown
 Exemption
 Not Yet Meeting (1 or 2)
 Meeting or Exceeding (3,4,5)

In some cases, CRT numbers may exceed AGR numbers based on late enrolments. Pie chart is based on the number of students who wrote the CRT. Number Operations score is composite of Reasoning, Communication, Connections and Representations, and Problem Solving.

Source: Division of Evaluation and Research, Department of Education

O:\CRT12\4YRTREND\PIES\MTH_6\REPORT\MTH6_4YR_12W.RPT

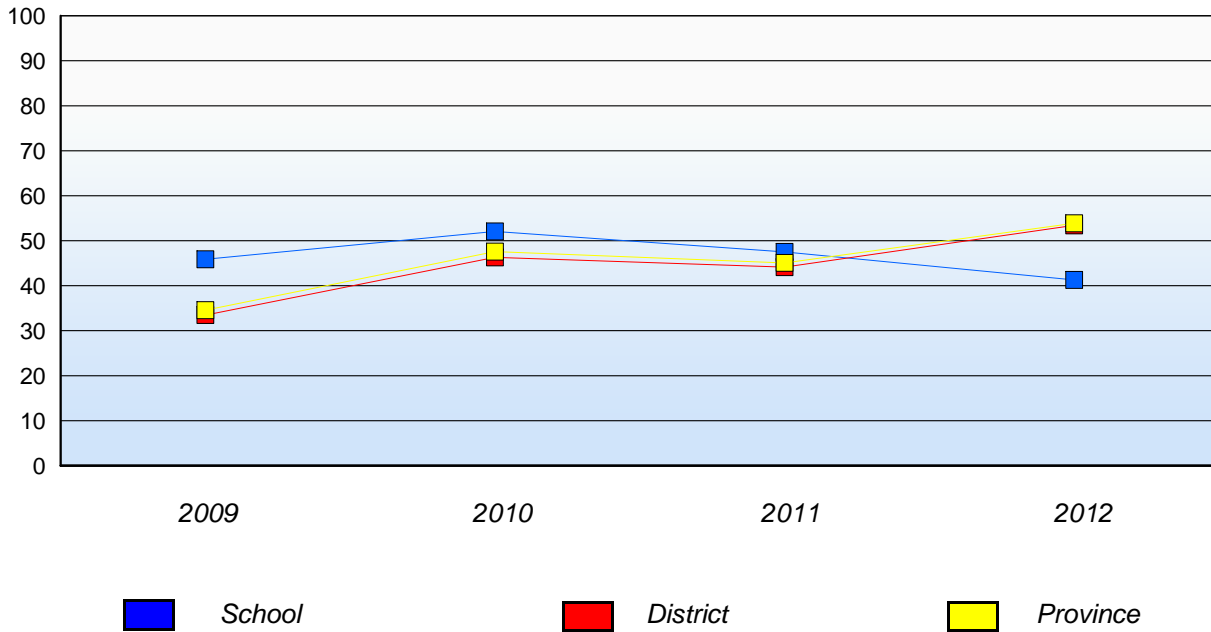
Mushuau Innu Natuashish and Peenamin McKenzie School are excluded from district and provincial results.

District 4 - Eastern

School #: 310 Mount Pearl Intermediate

Number Operations

Percentage of students at level 3 or above (2009 - 2012)



In some cases, CRT numbers may exceed AGR numbers based on late enrolments. Pie chart is based on the number of students who wrote the CRT. Number Operations score is composite of Reasoning, Communication, Connections and Representations, and Problem Solving.

Source: Division of Evaluation and Research, Department of Education

O:\CRT12\4YRTREND\PIES\MTH_6\REPORT\MTH6_4YR_12W.RPT

Mushuau Innu Natuashish and Peenamin McKenzie School are excluded from district and provincial results.

District 4 - Eastern

School #: 312 Newtown Elementary

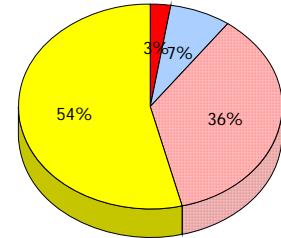
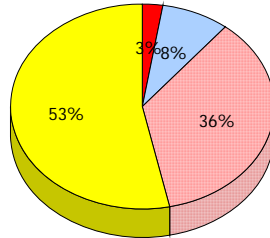
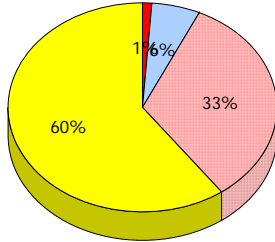
Number Operations

School

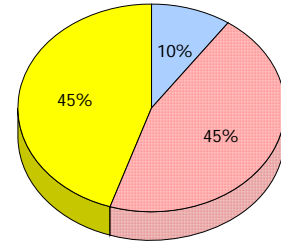
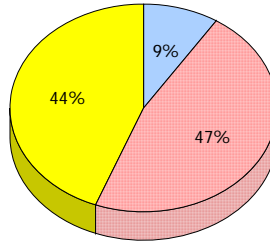
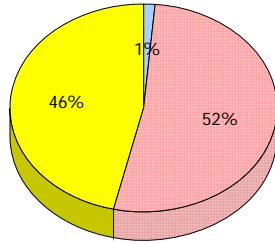
District

Province

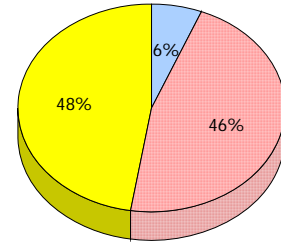
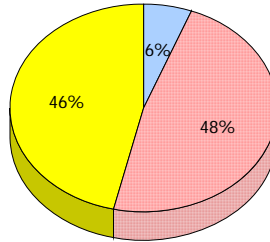
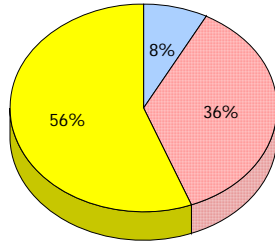
2012
AGR (85)



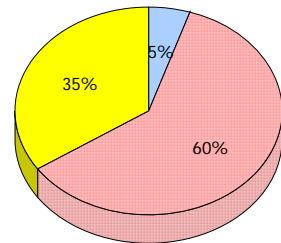
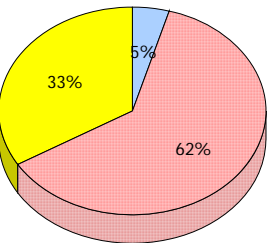
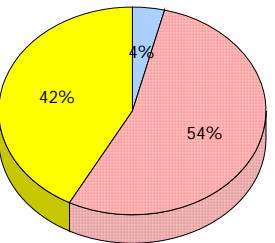
2011
AGR (67)



2010
AGR (68)



2009
AGR (78)



Unknown
 Exemption
 Not Yet Meeting (1 or 2)
 Meeting or Exceeding (3,4,5)

In some cases, CRT numbers may exceed AGR numbers based on late enrolments. Pie chart is based on the number of students who wrote the CRT. Number Operations score is composite of Reasoning, Communication, Connections and Representations, and Problem Solving.

Source: Division of Evaluation and Research, Department of Education

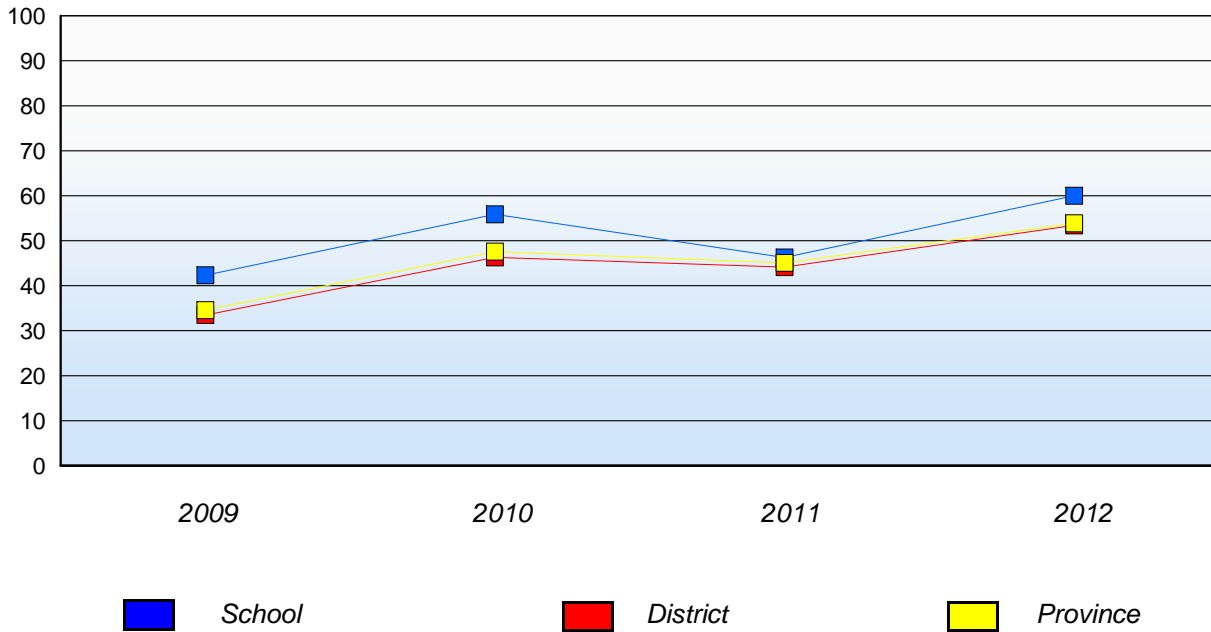
O:\CRT12\4YRTREND\PIES\MTH_6\REPORT\MTH6_4YR_12W.RPT

District 4 - Eastern

School #: 312 Newtown Elementary

Number Operations

Percentage of students at level 3 or above (2009 - 2012)



In some cases, CRT numbers may exceed AGR numbers based on late enrolments. Pie chart is based on the number of students who wrote the CRT. Number Operations score is composite of Reasoning, Communication, Connections and Representations, and Problem Solving.

Source: Division of Evaluation and Research, Department of Education

O:\CRT12\4YRTREND\PIES\MTH_6\REPORT\MTH6_4YR_12W.RPT

District 4 - Eastern

School #: 316 St. Peter's Elementary

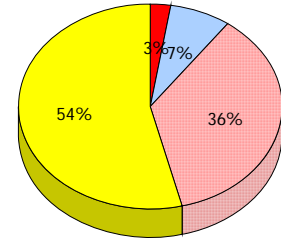
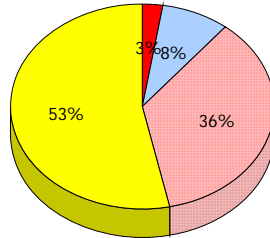
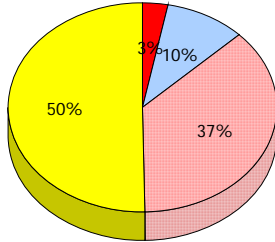
Number Operations

School

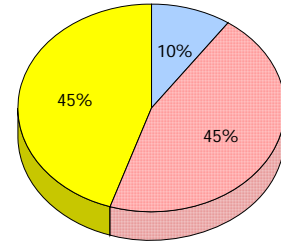
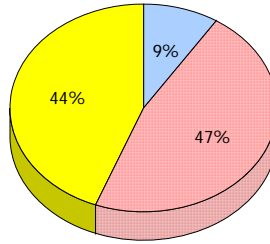
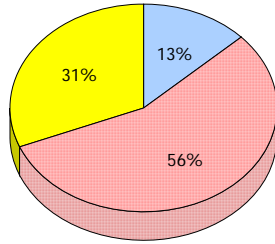
District

Province

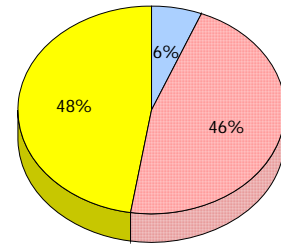
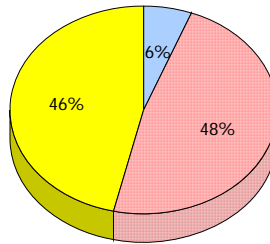
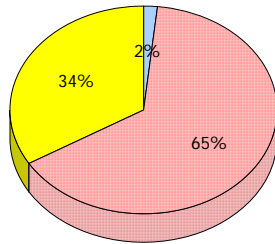
2012
AGR (63)



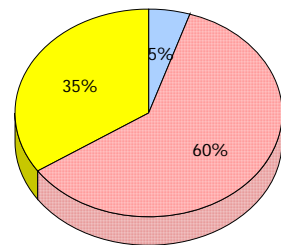
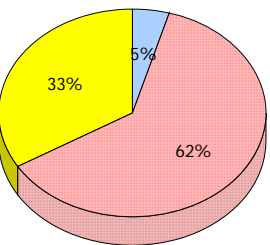
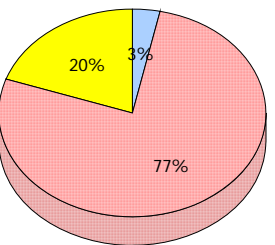
2011
AGR (61)



2010
AGR (64)



2009
AGR (68)



Unknown
 Exemption
 Not Yet Meeting (1 or 2)
 Meeting or Exceeding (3,4,5)

In some cases, CRT numbers may exceed AGR numbers based on late enrolments. Pie chart is based on the number of students who wrote the CRT. Number Operations score is composite of Reasoning, Communication, Connections and Representations, and Problem Solving.

Source: Division of Evaluation and Research, Department of Education

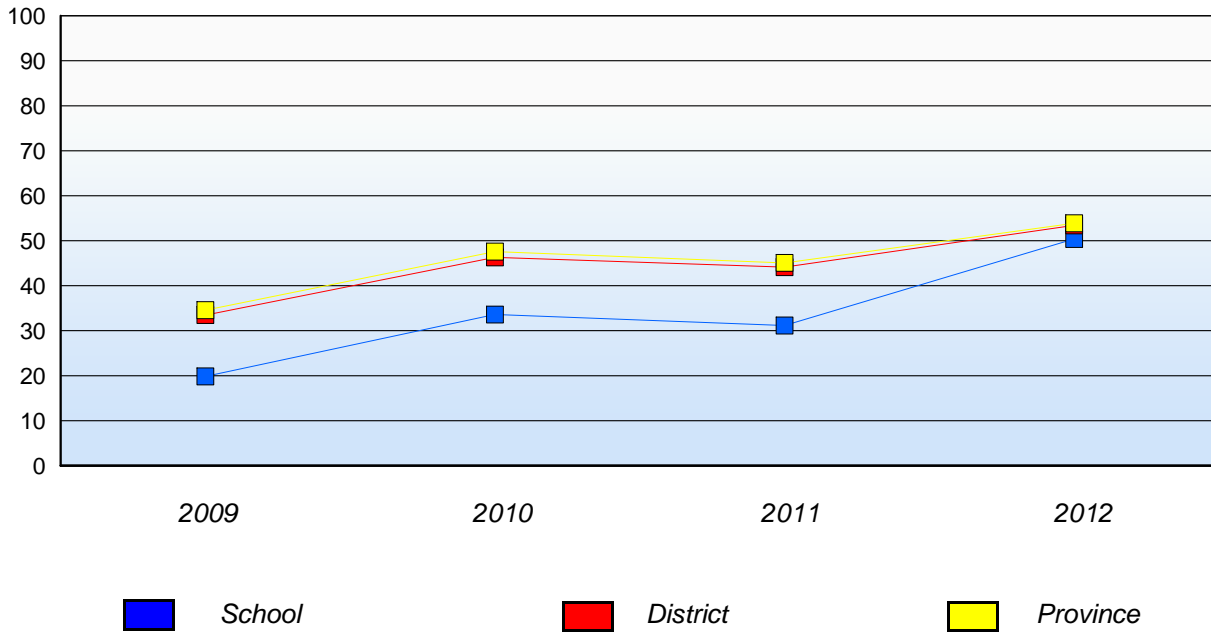
O:\CRT12\4YRTREND\PIES\MTH_6\REPORT\MTH6_4YR_12W.RPT

District 4 - Eastern

School #: 316 St. Peter's Elementary

Number Operations

Percentage of students at level 3 or above (2009 - 2012)



In some cases, CRT numbers may exceed AGR numbers based on late enrolments. Pie chart is based on the number of students who wrote the CRT. Number Operations score is composite of Reasoning, Communication, Connections and Representations, and Problem Solving.

Source: Division of Evaluation and Research, Department of Education

O:\CRT12\4YRTREND\PIES\MTH_6\REPORT\MTH6_4YR_12W.RPT

Mushuau Innu Natuashish and Peenamin McKenzie School are excluded from district and provincial results.

District 4 - Eastern

School #: 317 St. Francis of Assisi Elementary

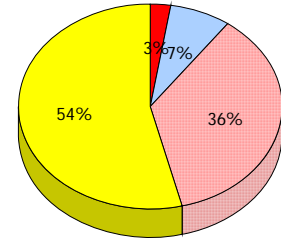
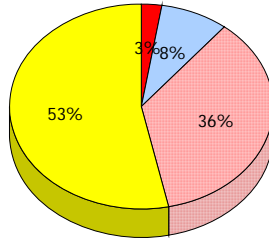
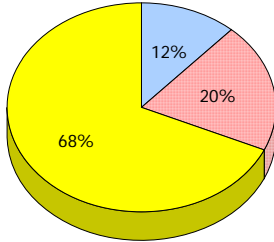
Number Operations

School

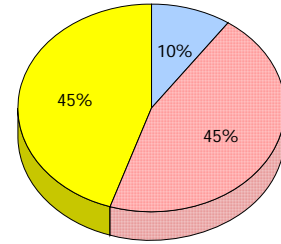
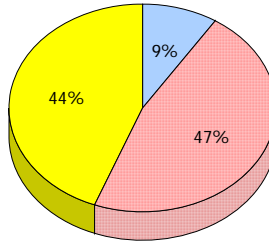
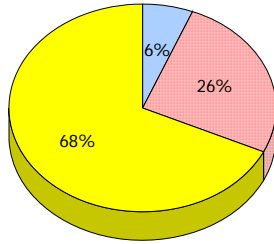
District

Province

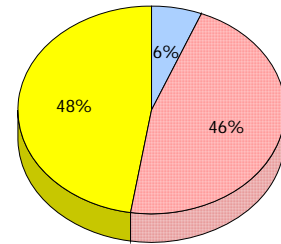
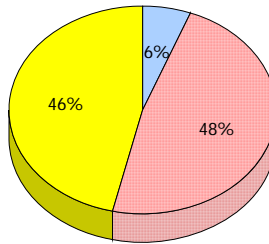
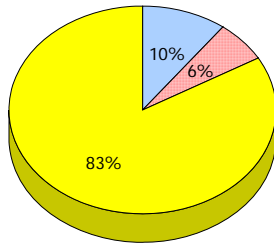
2012
AGR (26)



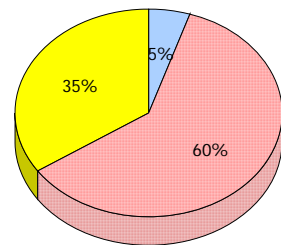
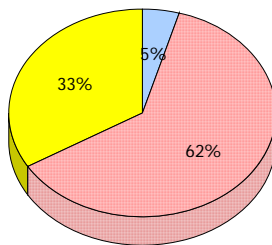
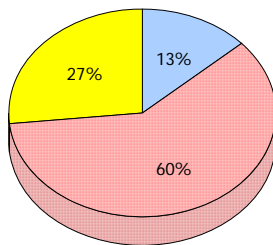
2011
AGR (33)



2010
AGR (27)



2009
AGR (30)



Unknown
 Exemption
 Not Yet Meeting (1 or 2)
 Meeting or Exceeding (3,4,5)

In some cases, CRT numbers may exceed AGR numbers based on late enrolments. Pie chart is based on the number of students who wrote the CRT. Number Operations score is composite of Reasoning, Communication, Connections and Representations, and Problem Solving.

Source: Division of Evaluation and Research, Department of Education

O:\CRT12\4YRTREND\PIES\MTH_6\REPORT\MTH6_4YR_12W.RPT

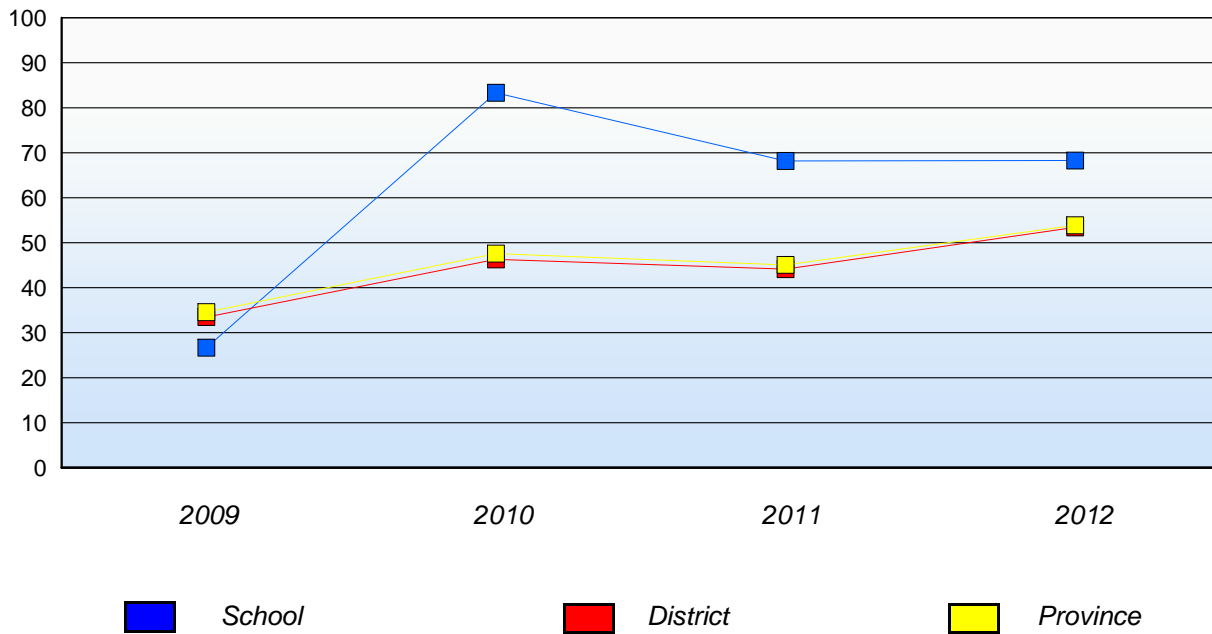
Mushuau Innu Natuashish and Peenamin McKenzie School are excluded from district and provincial results.

District 4 - Eastern

School #: 317 St. Francis of Assisi Elementary

Number Operations

Percentage of students at level 3 or above (2009 - 2012)



In some cases, CRT numbers may exceed AGR numbers based on late enrolments. Pie chart is based on the number of students who wrote the CRT. Number Operations score is composite of Reasoning, Communication, Connections and Representations, and Problem Solving.

Source: Division of Evaluation and Research, Department of Education

O:\CRT12\4YRTREND\PIES\MTH_6\REPORT\MTH6_4YR_12W.RPT

Mushuau Innu Natuashish and Peenamin McKenzie School are excluded from district and provincial results.

District 4 - Eastern

School #: 318 Holy Family Elementary

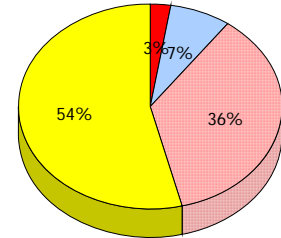
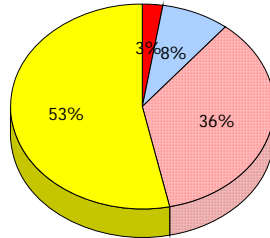
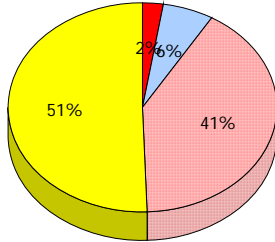
Number Operations

School

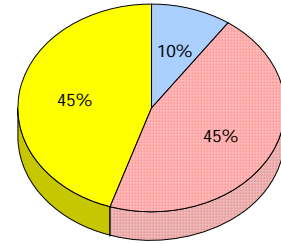
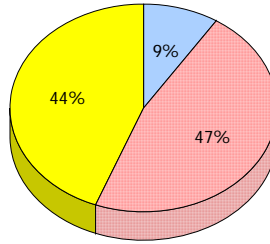
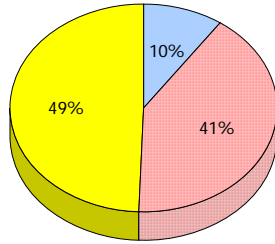
District

Province

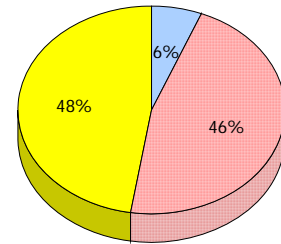
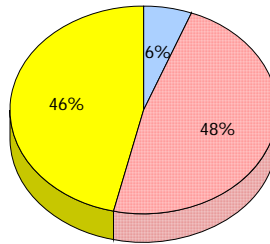
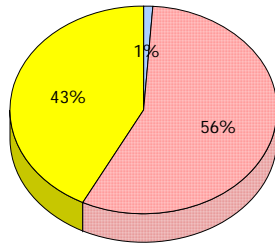
2012
AGR (81)



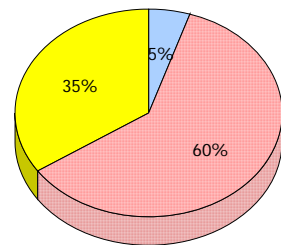
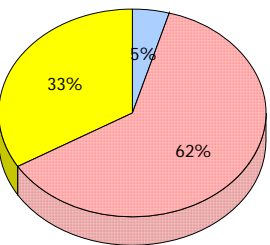
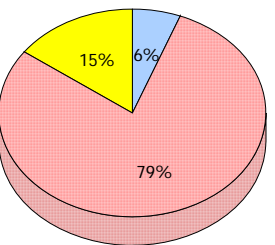
2011
AGR (72)



2010
AGR (80)



2009
AGR (68)



Unknown
 Exemption
 Not Yet Meeting (1 or 2)
 Meeting or Exceeding (3,4,5)

In some cases, CRT numbers may exceed AGR numbers based on late enrolments. Pie chart is based on the number of students who wrote the CRT. Number Operations score is composite of Reasoning, Communication, Connections and Representations, and Problem Solving.

Source: Division of Evaluation and Research, Department of Education

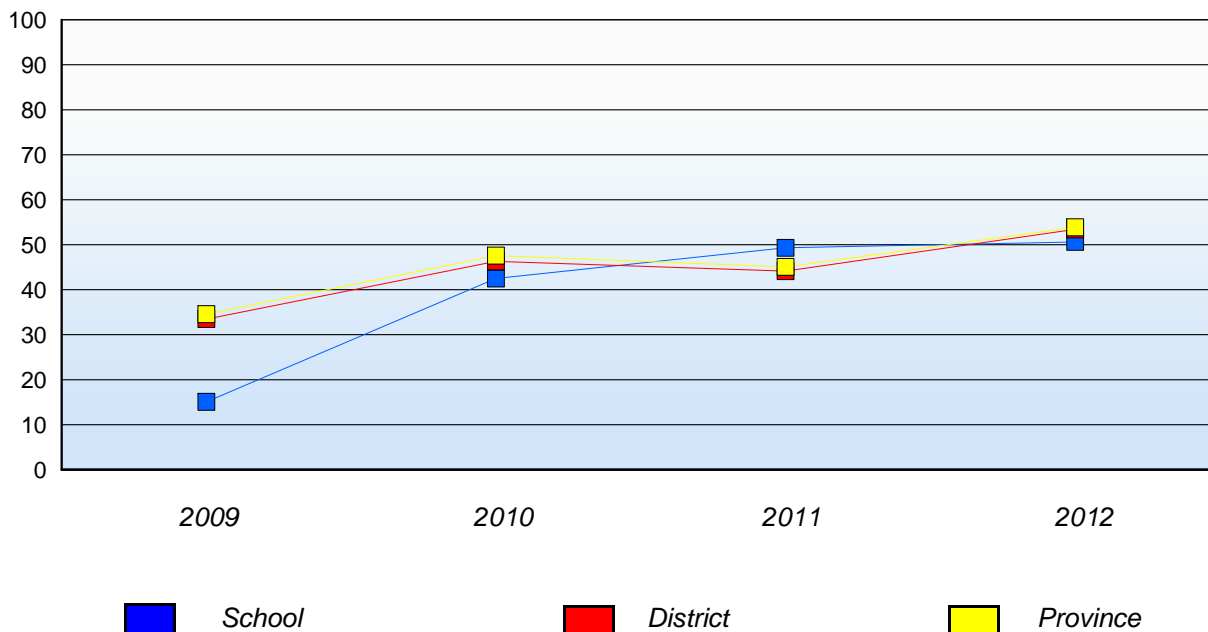
O:\CRT12\4YRTREND\PIES\MTH_6\REPORT\MTH6_4YR_12W.RPT

District 4 - Eastern

School #: 318 Holy Family Elementary

Number Operations

Percentage of students at level 3 or above (2009 - 2012)



In some cases, CRT numbers may exceed AGR numbers based on late enrolments. Pie chart is based on the number of students who wrote the CRT. Number Operations score is composite of Reasoning, Communication, Connections and Representations, and Problem Solving.

Source: Division of Evaluation and Research, Department of Education

O:\CRT12\4YRTREND\PIES\MTH_6\REPORT\MTH6_4YR_12W.RPT

District 4 - Eastern

School #: 320 Beachy Cove Elementary

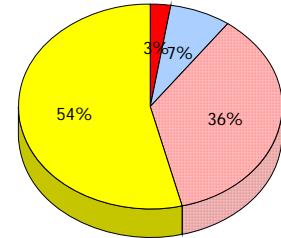
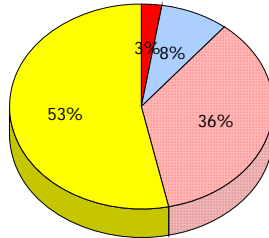
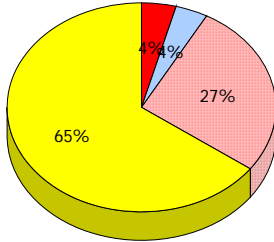
Number Operations

School

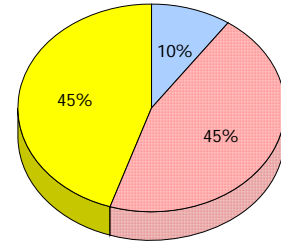
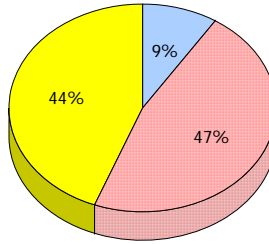
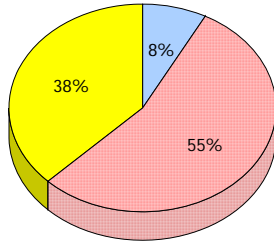
District

Province

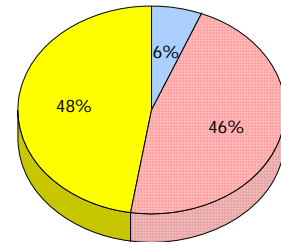
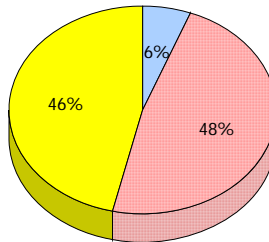
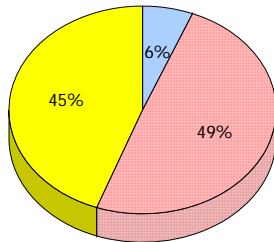
2012
AGR (74)



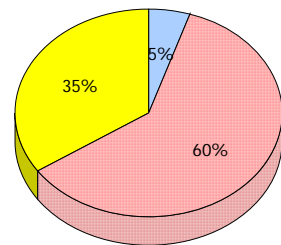
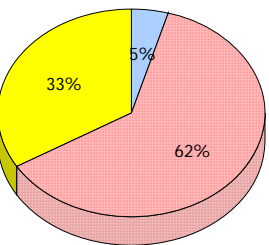
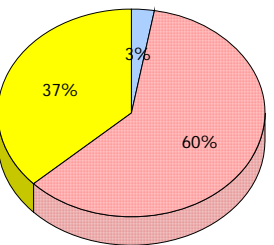
2011
AGR (90)



2010
AGR (64)



2009
AGR (75)



Unknown
 Exemption
 Not Yet Meeting (1 or 2)
 Meeting or Exceeding (3,4,5)

In some cases, CRT numbers may exceed AGR numbers based on late enrolments. Pie chart is based on the number of students who wrote the CRT. Number Operations score is composite of Reasoning, Communication, Connections and Representations, and Problem Solving.

Source: Division of Evaluation and Research, Department of Education

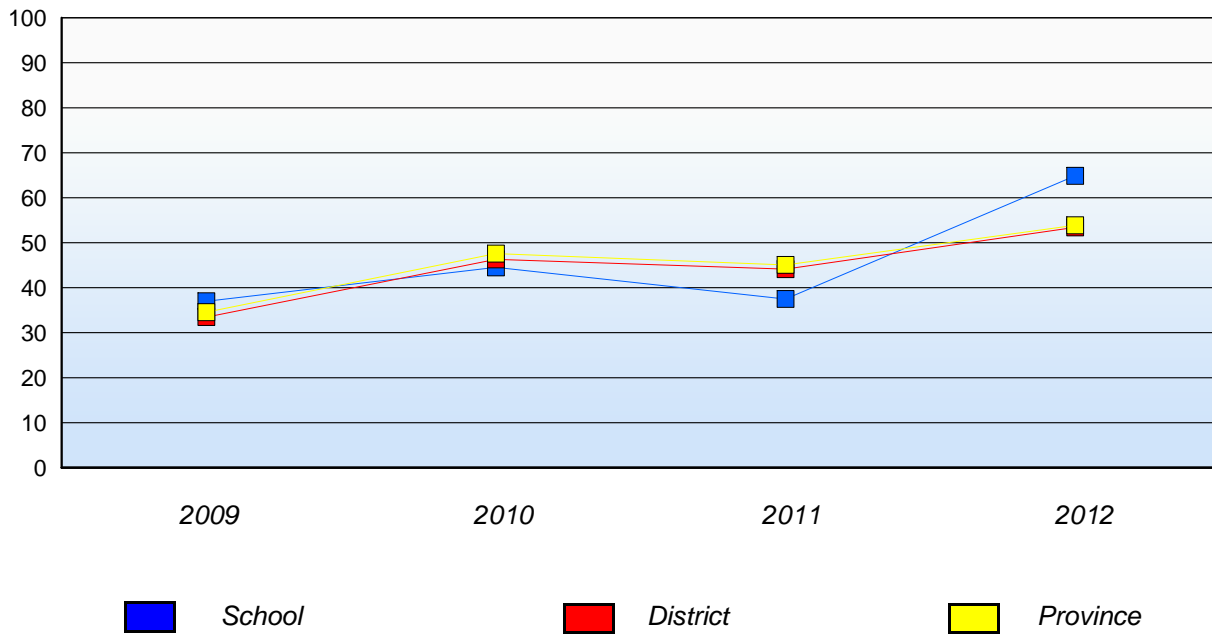
O:\CRT12\4YRTREND\PIES\MTH_6\REPORT\MTH6_4YR_12W.RPT

District 4 - Eastern

School #: 320 Beachy Cove Elementary

Number Operations

Percentage of students at level 3 or above (2009 - 2012)



In some cases, CRT numbers may exceed AGR numbers based on late enrolments. Pie chart is based on the number of students who wrote the CRT. Number Operations score is composite of Reasoning, Communication, Connections and Representations, and Problem Solving.

Source: Division of Evaluation and Research, Department of Education

O:\CRT12\4YRTREND\PIES\MTH_6\REPORT\MTH6_4YR_12W.RPT

Mushuau Innu Natuashish and Peenamin McKenzie School are excluded from district and provincial results.

District 4 - Eastern

School #: 325 Bishop Abraham Elementary

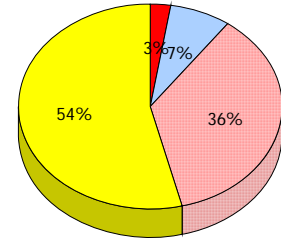
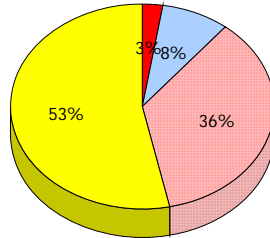
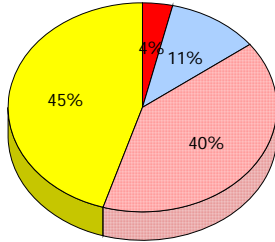
Number Operations

School

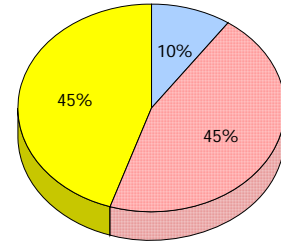
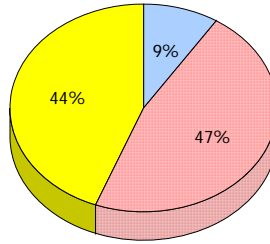
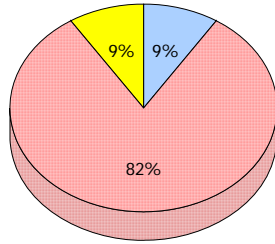
District

Province

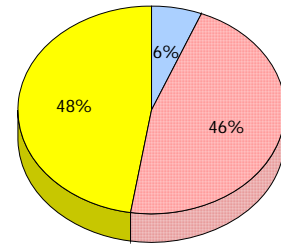
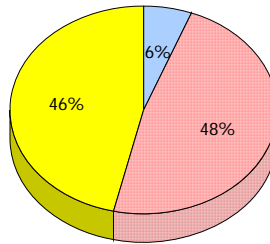
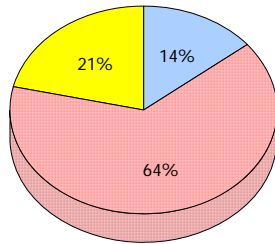
2012
AGR (27)



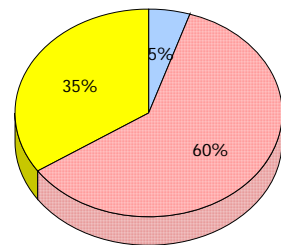
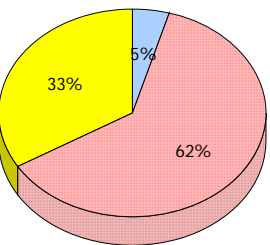
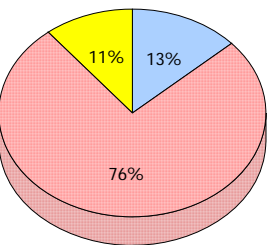
2011
AGR (22)



2010
AGR (28)



2009
AGR (30)



Unknown
 Exemption
 Not Yet Meeting (1 or 2)
 Meeting or Exceeding (3,4,5)

In some cases, CRT numbers may exceed AGR numbers based on late enrolments. Pie chart is based on the number of students who wrote the CRT. Number Operations score is composite of Reasoning, Communication, Connections and Representations, and Problem Solving.

Source: Division of Evaluation and Research, Department of Education

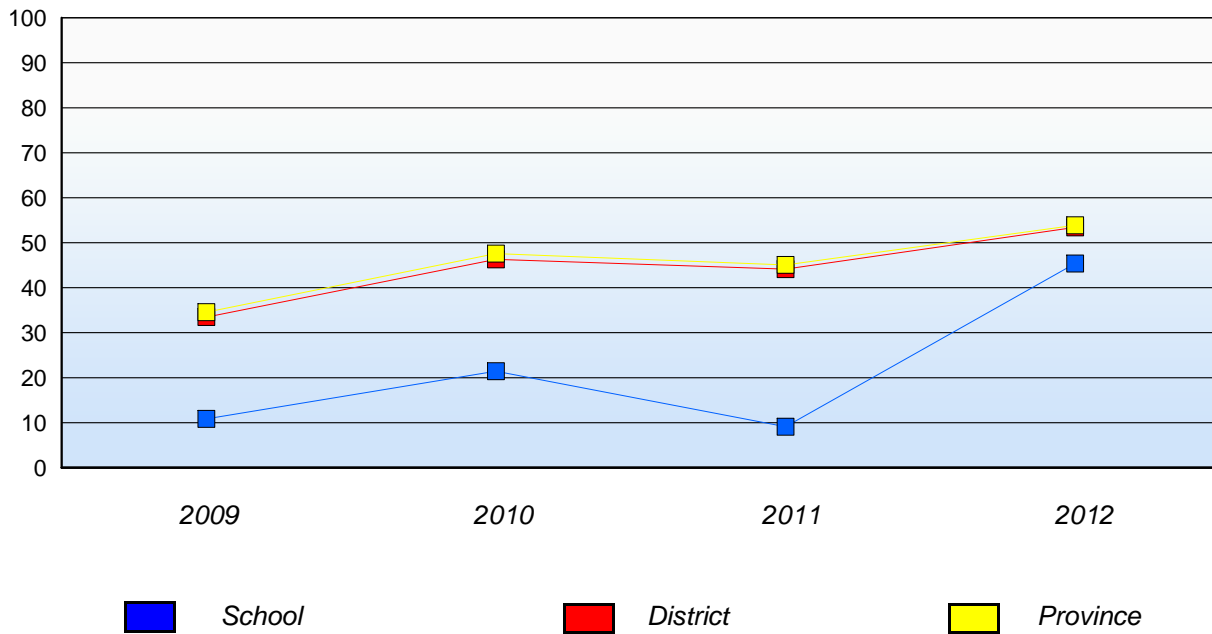
O:\CRT12\4YRTREND\PIES\MTH_6\REPORT\MTH6_4YR_12W.RPT

District 4 - Eastern

School #: 325 Bishop Abraham Elementary

Number Operations

Percentage of students at level 3 or above (2009 - 2012)



In some cases, CRT numbers may exceed AGR numbers based on late enrolments. Pie chart is based on the number of students who wrote the CRT. Number Operations score is composite of Reasoning, Communication, Connections and Representations, and Problem Solving.

Source: Division of Evaluation and Research, Department of Education

O:\CRT12\4YRTREND\PIES\MTH_6\REPORT\MTH6_4YR_12W.RPT

Mushuau Innu Natuashish and Peenamin McKenzie School are excluded from district and provincial results.

District 4 - Eastern

School #: 326 Bishop Feild Elementary

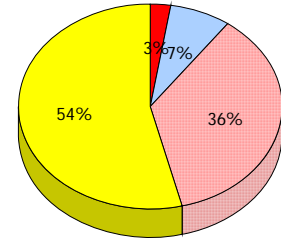
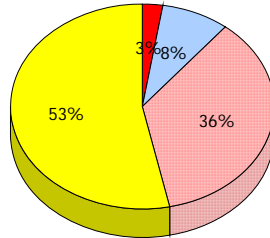
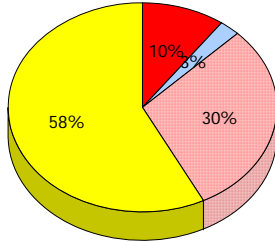
Number Operations

School

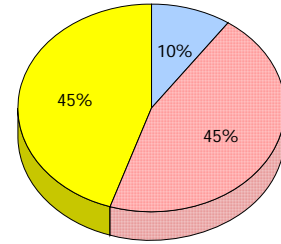
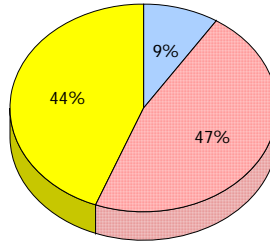
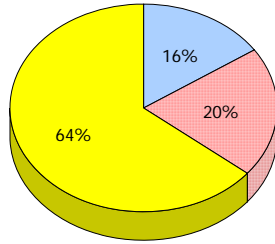
District

Province

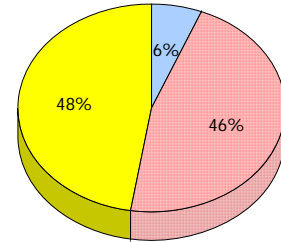
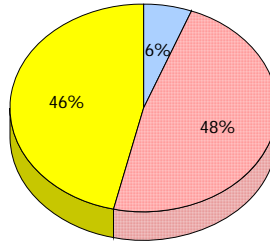
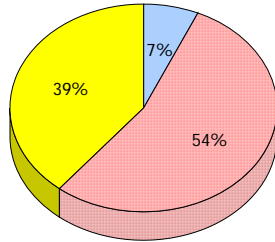
2012
AGR (40)



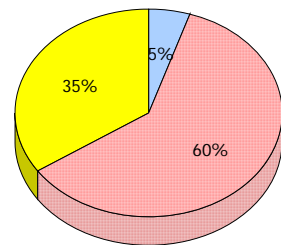
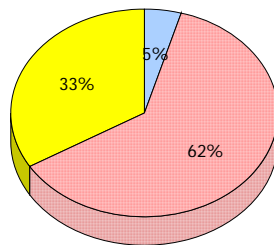
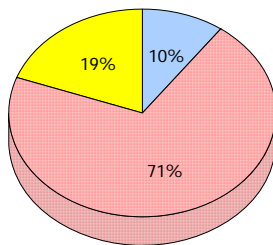
2011
AGR (32)



2010
AGR (30)



2009
AGR (40)



Unknown
 Exemption
 Not Yet Meeting (1 or 2)
 Meeting or Exceeding (3,4,5)

In some cases, CRT numbers may exceed AGR numbers based on late enrolments. Pie chart is based on the number of students who wrote the CRT. Number Operations score is composite of Reasoning, Communication, Connections and Representations, and Problem Solving.

Source: Division of Evaluation and Research, Department of Education

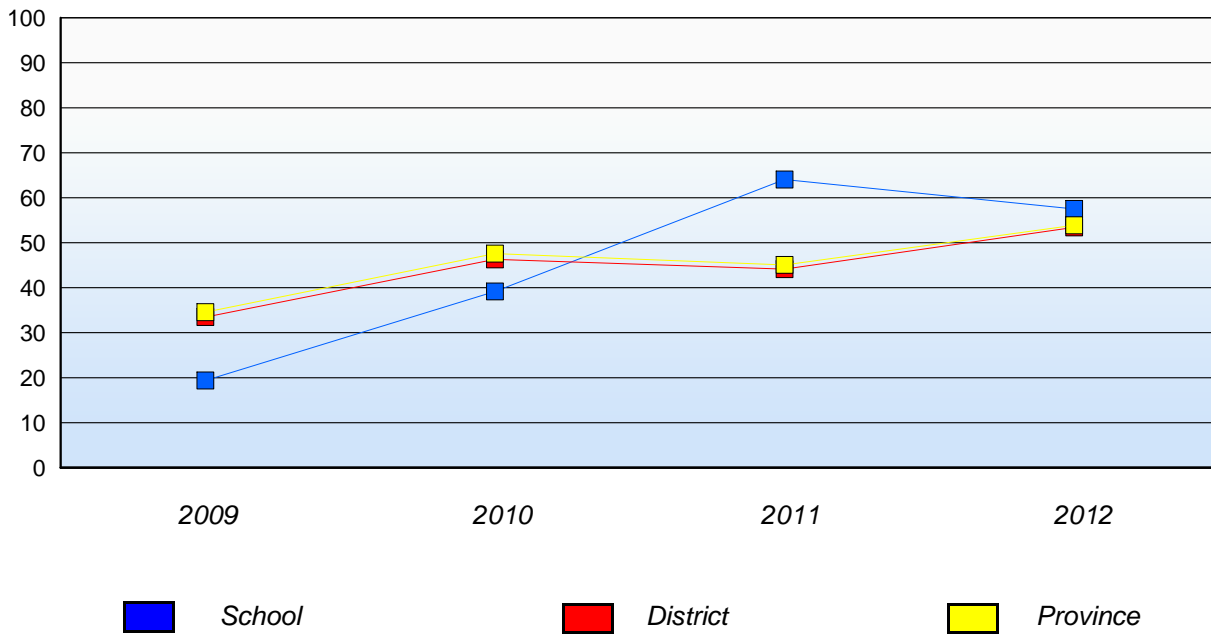
O:\CRT12\4YRTREND\PIES\MTH_6\REPORT\MTH6_4YR_12W.RPT

District 4 - Eastern

School #: 326 Bishop Feild Elementary

Number Operations

Percentage of students at level 3 or above (2009 - 2012)



In some cases, CRT numbers may exceed AGR numbers based on late enrolments. Pie chart is based on the number of students who wrote the CRT. Number Operations score is composite of Reasoning, Communication, Connections and Representations, and Problem Solving.

Source: Division of Evaluation and Research, Department of Education

O:\CRT12\4YRTREND\PIES\MTH_6\REPORT\MTH6_4YR_12W.RPT

Mushuau Innu Natuashish and Peenamin McKenzie School are excluded from district and provincial results.

District 4 - Eastern

School #: 331 Cowan Heights Elementary

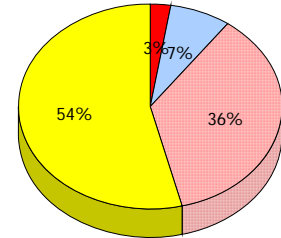
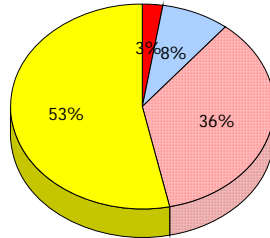
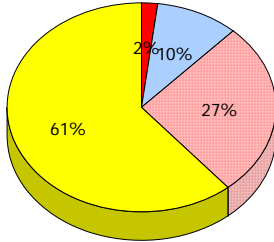
Number Operations

School

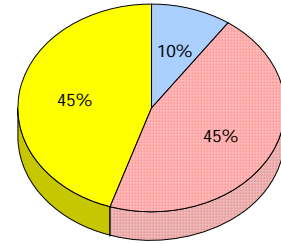
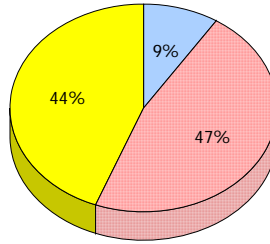
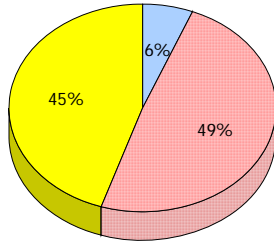
District

Province

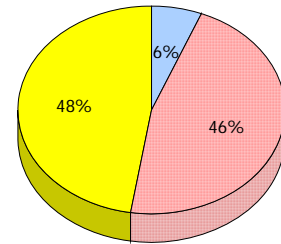
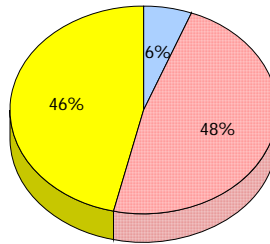
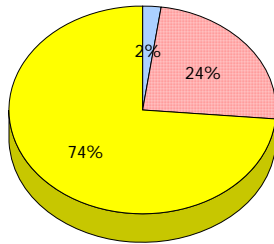
2012
AGR (50)



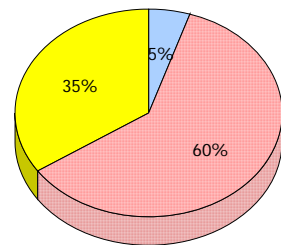
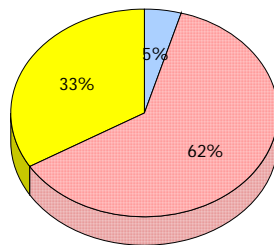
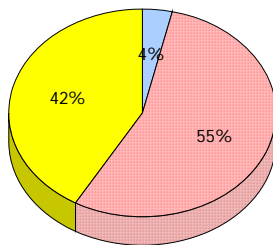
2011
AGR (64)



2010
AGR (56)



2009
AGR (83)



Unknown
 Exemption
 Not Yet Meeting (1 or 2)
 Meeting or Exceeding (3,4,5)

In some cases, CRT numbers may exceed AGR numbers based on late enrolments. Pie chart is based on the number of students who wrote the CRT. Number Operations score is composite of Reasoning, Communication, Connections and Representations, and Problem Solving.

Source: Division of Evaluation and Research, Department of Education

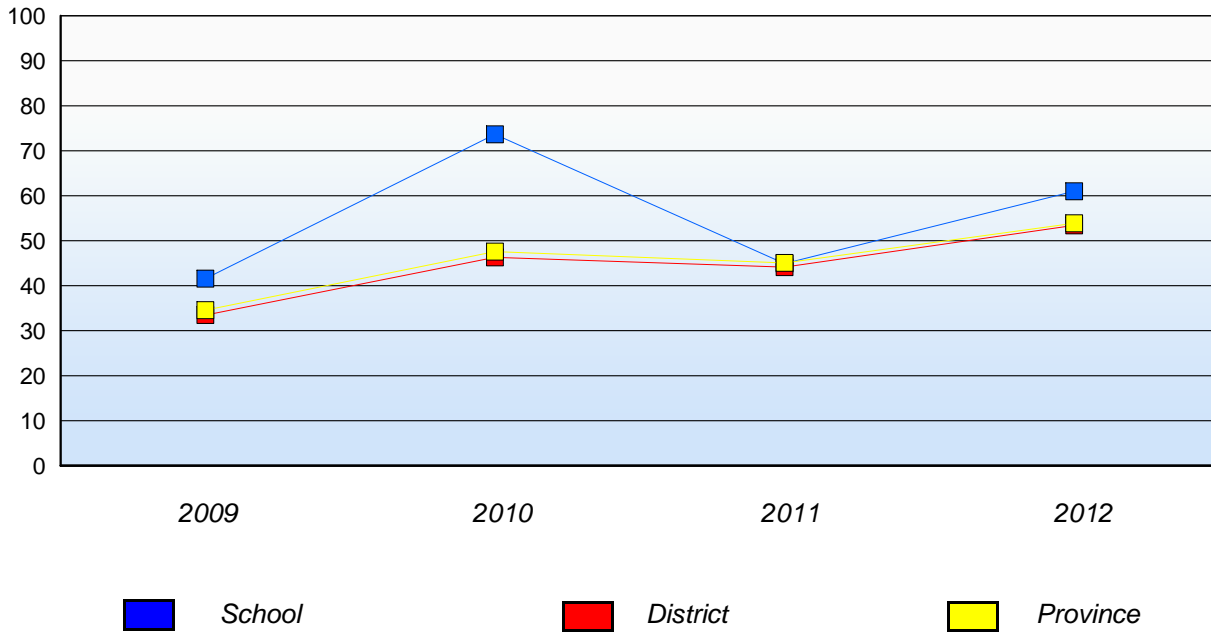
O:\CRT12\4YRTREND\PIES\MTH_6\REPORT\MTH6_4YR_12W.RPT

District 4 - Eastern

School #: 331 Cowan Heights Elementary

Number Operations

Percentage of students at level 3 or above (2009 - 2012)



In some cases, CRT numbers may exceed AGR numbers based on late enrolments. Pie chart is based on the number of students who wrote the CRT. Number Operations score is composite of Reasoning, Communication, Connections and Representations, and Problem Solving.

Source: Division of Evaluation and Research, Department of Education

O:\CRT12\4YRTREND\PIES\MTH_6\REPORT\MTH6_4YR_12W.RPT

District 4 - Eastern

School #: 334 Larkhall Academy

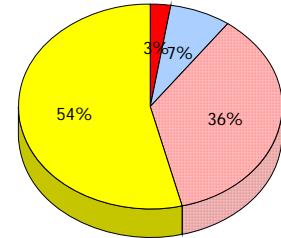
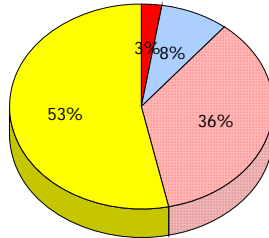
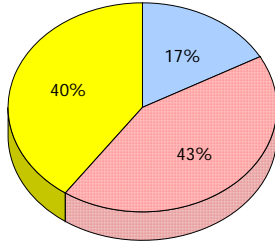
Number Operations

School

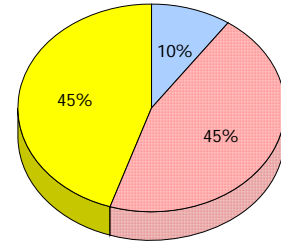
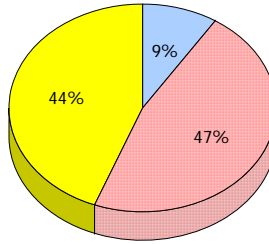
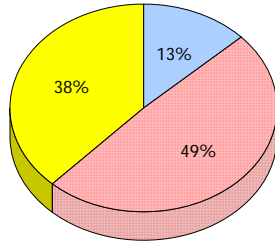
District

Province

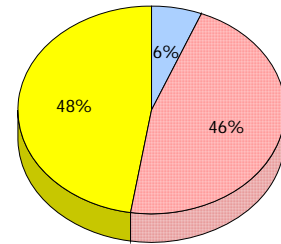
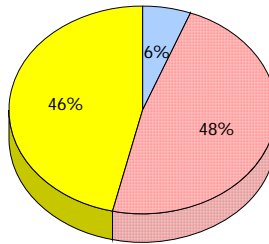
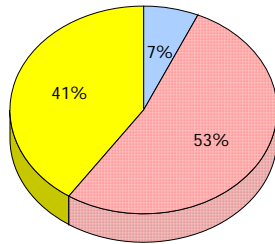
2012
AGR (41)



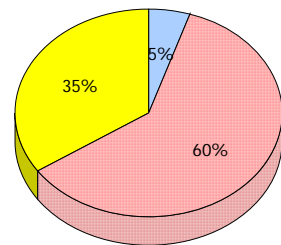
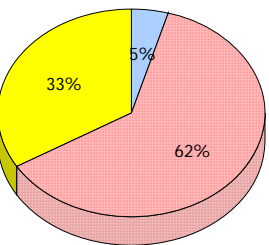
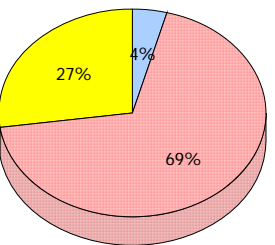
2011
AGR (54)



2010
AGR (48)



2009
AGR (47)



Unknown
 Exemption
 Not Yet Meeting (1 or 2)
 Meeting or Exceeding (3,4,5)

In some cases, CRT numbers may exceed AGR numbers based on late enrolments. Pie chart is based on the number of students who wrote the CRT. Number Operations score is composite of Reasoning, Communication, Connections and Representations, and Problem Solving.

Source: Division of Evaluation and Research, Department of Education

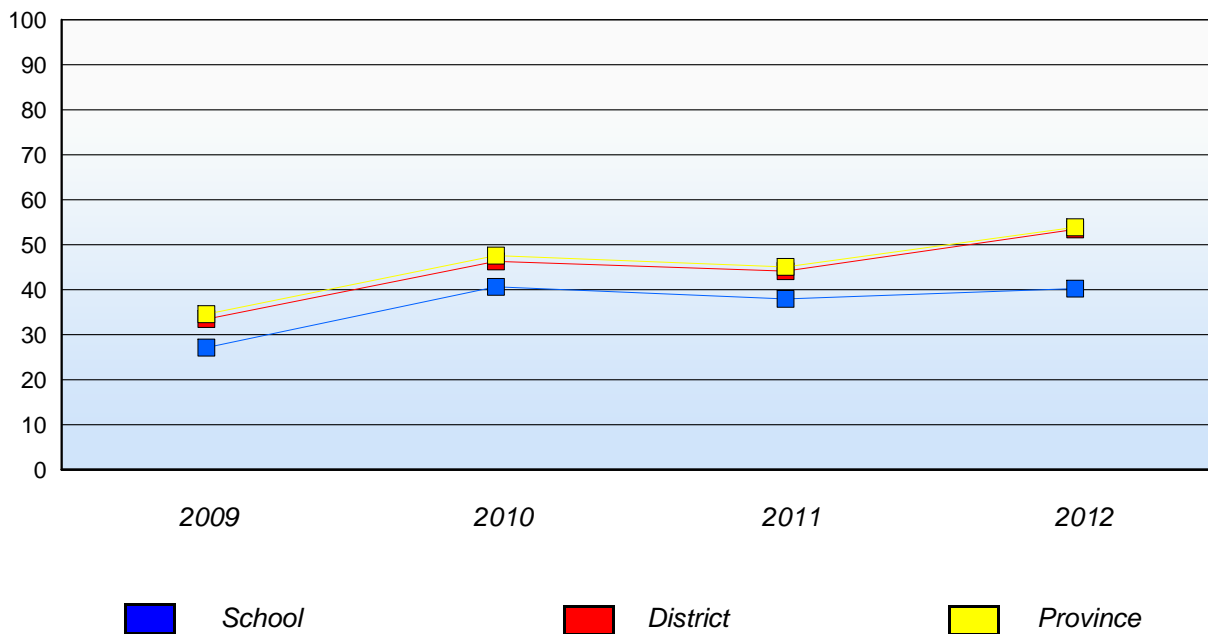
O:\CRT12\4YRTREND\PIES\MTH_6\REPORT\MTH6_4YR_12W.RPT

District 4 - Eastern

School #: 334 Larkhall Academy

Number Operations

Percentage of students at level 3 or above (2009 - 2012)



In some cases, CRT numbers may exceed AGR numbers based on late enrolments. Pie chart is based on the number of students who wrote the CRT. Number Operations score is composite of Reasoning, Communication, Connections and Representations, and Problem Solving.

Source: Division of Evaluation and Research, Department of Education

O:\CRT12\4YRTREND\PIES\MTH_6\REPORT\MTH6_4YR_12W.RPT

District 4 - Eastern

School #: 337 Goulds Elementary

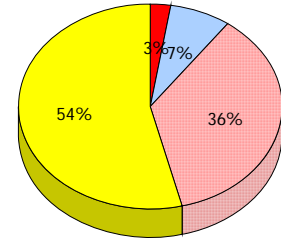
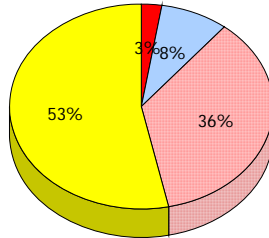
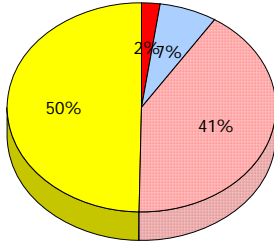
Number Operations

School

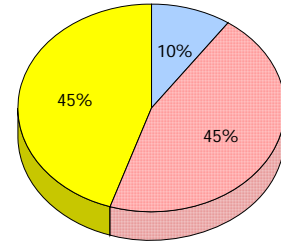
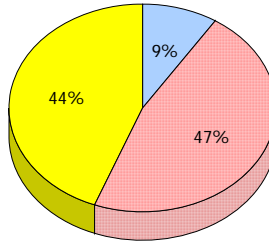
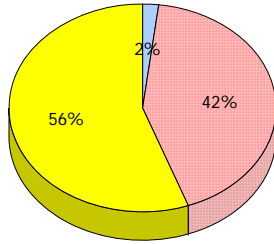
District

Province

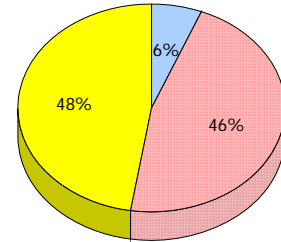
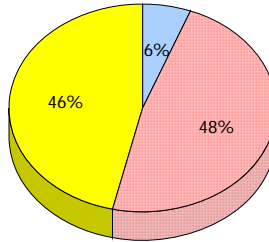
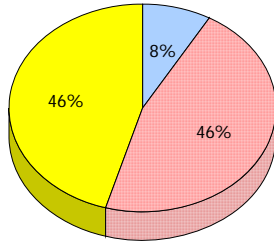
2012
AGR (87)



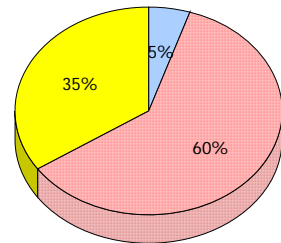
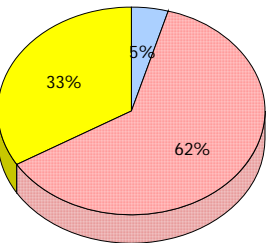
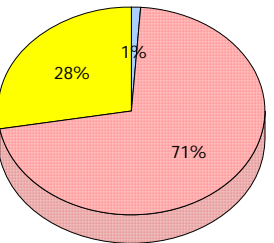
2011
AGR (97)



2010
AGR (92)



2009
AGR (92)



Unknown
 Exemption
 Not Yet Meeting (1 or 2)
 Meeting or Exceeding (3,4,5)

In some cases, CRT numbers may exceed AGR numbers based on late enrolments. Pie chart is based on the number of students who wrote the CRT. Number Operations score is composite of Reasoning, Communication, Connections and Representations, and Problem Solving.

Source: Division of Evaluation and Research, Department of Education

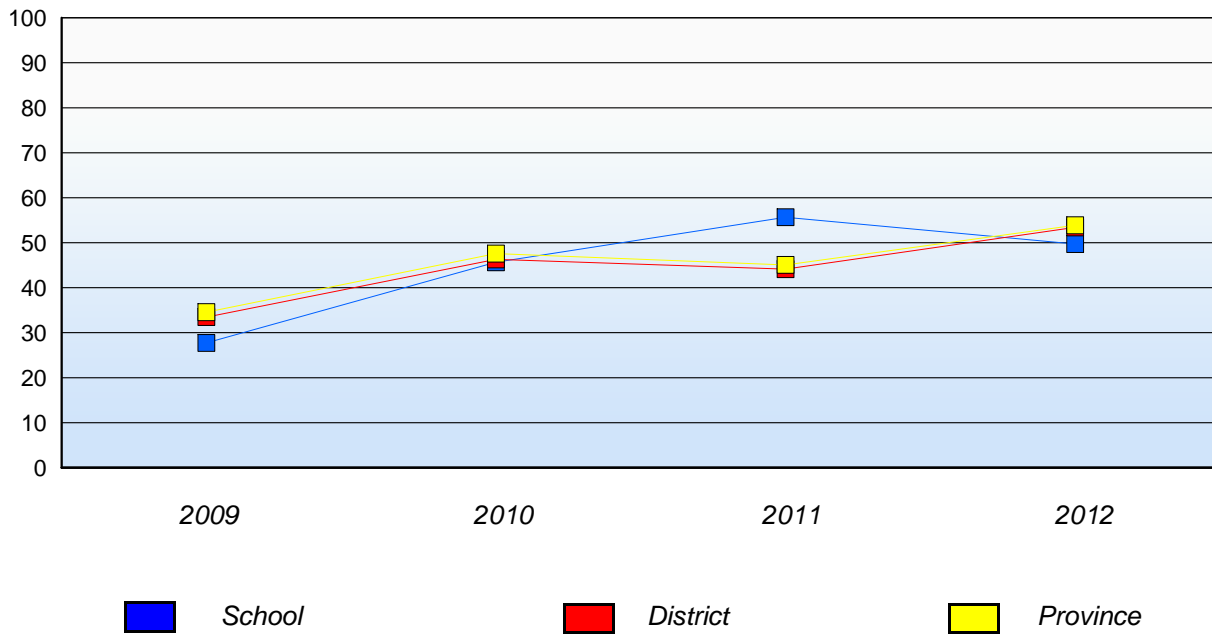
O:\CRT12\4YRTREND\PIES\MTH_6\REPORT\MTH6_4YR_12W.RPT

District 4 - Eastern

School #: 337 Goulds Elementary

Number Operations

Percentage of students at level 3 or above (2009 - 2012)



In some cases, CRT numbers may exceed AGR numbers based on late enrolments. Pie chart is based on the number of students who wrote the CRT. Number Operations score is composite of Reasoning, Communication, Connections and Representations, and Problem Solving.

Source: Division of Evaluation and Research, Department of Education

O:\CRT12\4YRTREND\PIES\MTH_6\REPORT\MTH6_4YR_12W.RPT

District 4 - Eastern

School #: 339 Holy Cross Elementary

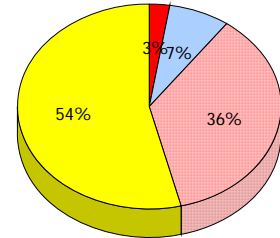
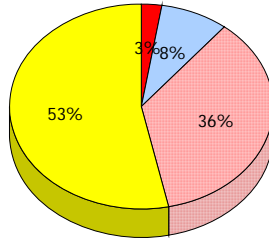
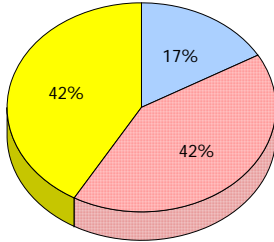
Number Operations

School

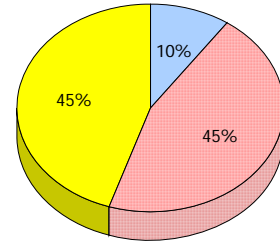
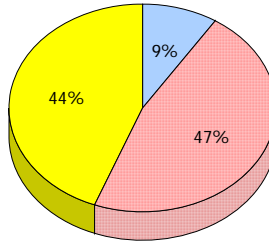
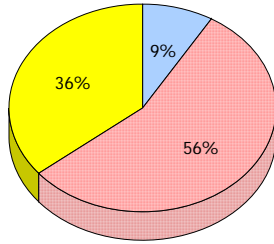
District

Province

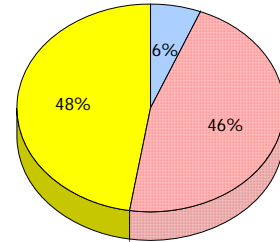
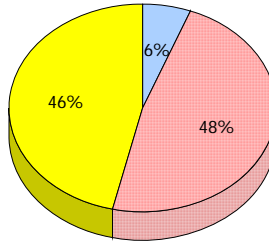
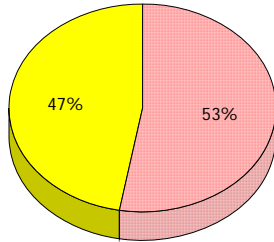
2012
AGR (24)



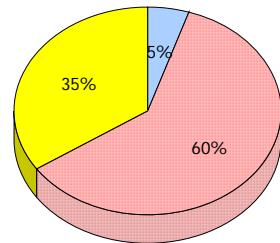
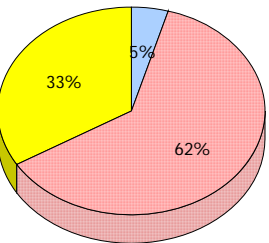
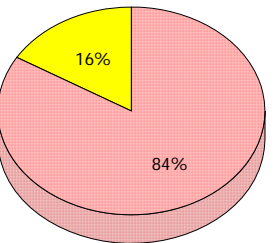
2011
AGR (35)



2010
AGR (26)



2009
AGR (38)



Unknown
 Exemption
 Not Yet Meeting (1 or 2)
 Meeting or Exceeding (3,4,5)

In some cases, CRT numbers may exceed AGR numbers based on late enrolments. Pie chart is based on the number of students who wrote the CRT. Number Operations score is composite of Reasoning, Communication, Connections and Representations, and Problem Solving.

Source: Division of Evaluation and Research, Department of Education

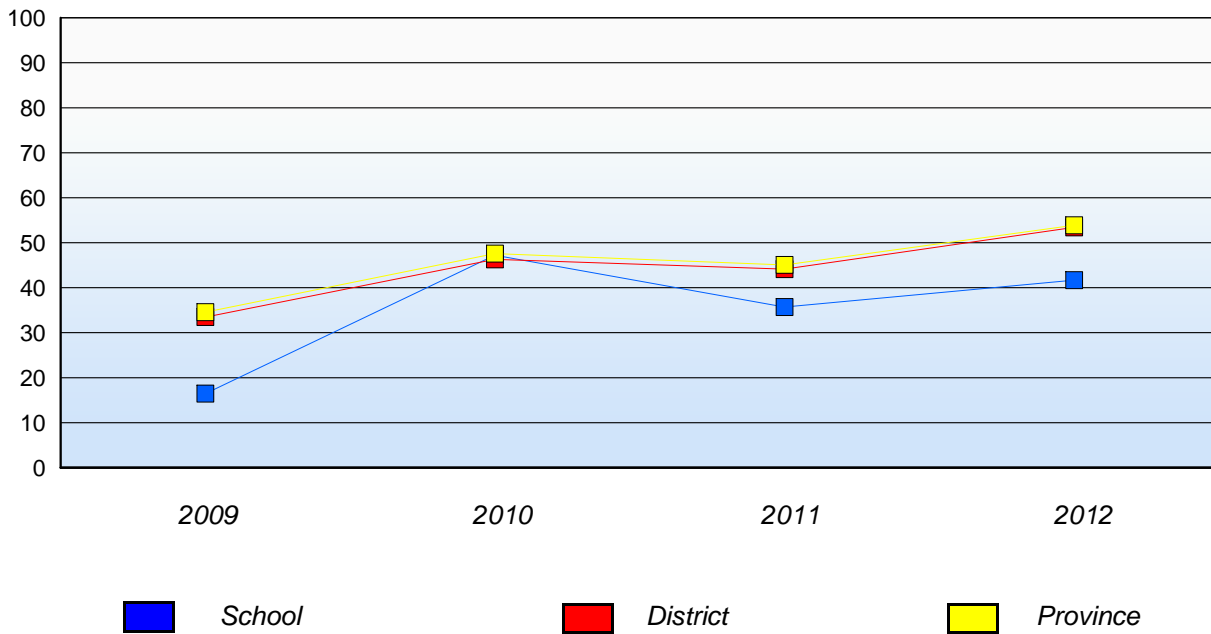
O:\CRT12\4YRTREND\PIES\MTH_6\REPORT\MTH6_4YR_12W.RPT

District 4 - Eastern

School #: 339 Holy Cross Elementary

Number Operations

Percentage of students at level 3 or above (2009 - 2012)



In some cases, CRT numbers may exceed AGR numbers based on late enrolments. Pie chart is based on the number of students who wrote the CRT. Number Operations score is composite of Reasoning, Communication, Connections and Representations, and Problem Solving.

Source: Division of Evaluation and Research, Department of Education

O:\CRT12\4YRTREND\PIES\MTH_6\REPORT\MTH6_4YR_12W.RPT

District 4 - Eastern

School #: 342 MacDonald Drive Elementary

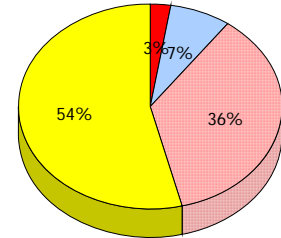
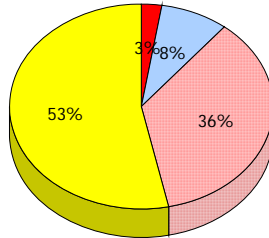
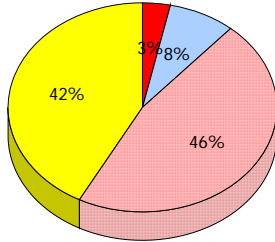
Number Operations

School

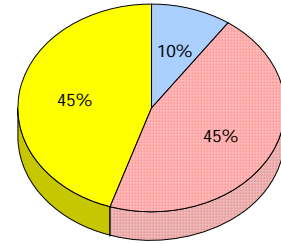
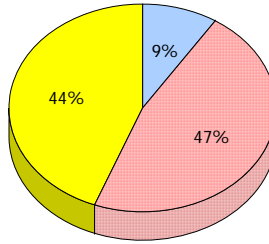
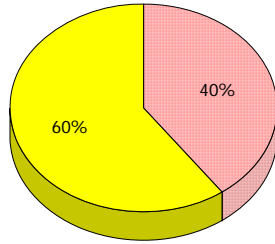
District

Province

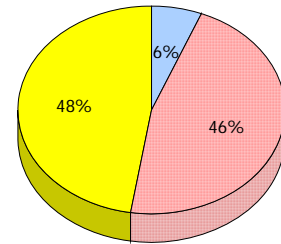
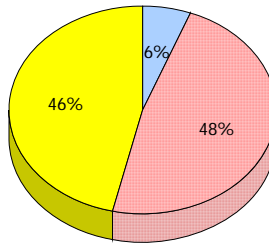
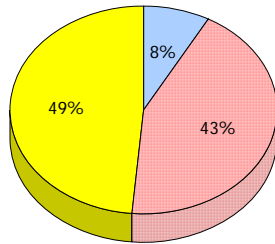
2012
AGR (62)



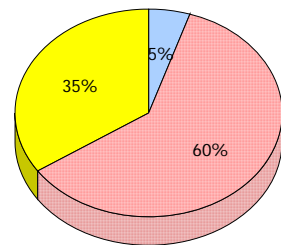
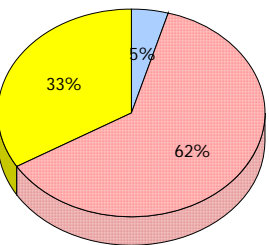
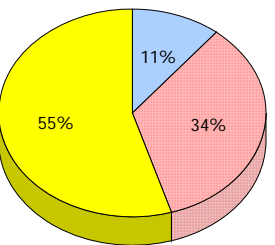
2011
AGR (58)



2010
AGR (56)



2009
AGR (53)



Unknown
 Exemption
 Not Yet Meeting (1 or 2)
 Meeting or Exceeding (3,4,5)

In some cases, CRT numbers may exceed AGR numbers based on late enrolments. Pie chart is based on the number of students who wrote the CRT. Number Operations score is composite of Reasoning, Communication, Connections and Representations, and Problem Solving.

Source: Division of Evaluation and Research, Department of Education

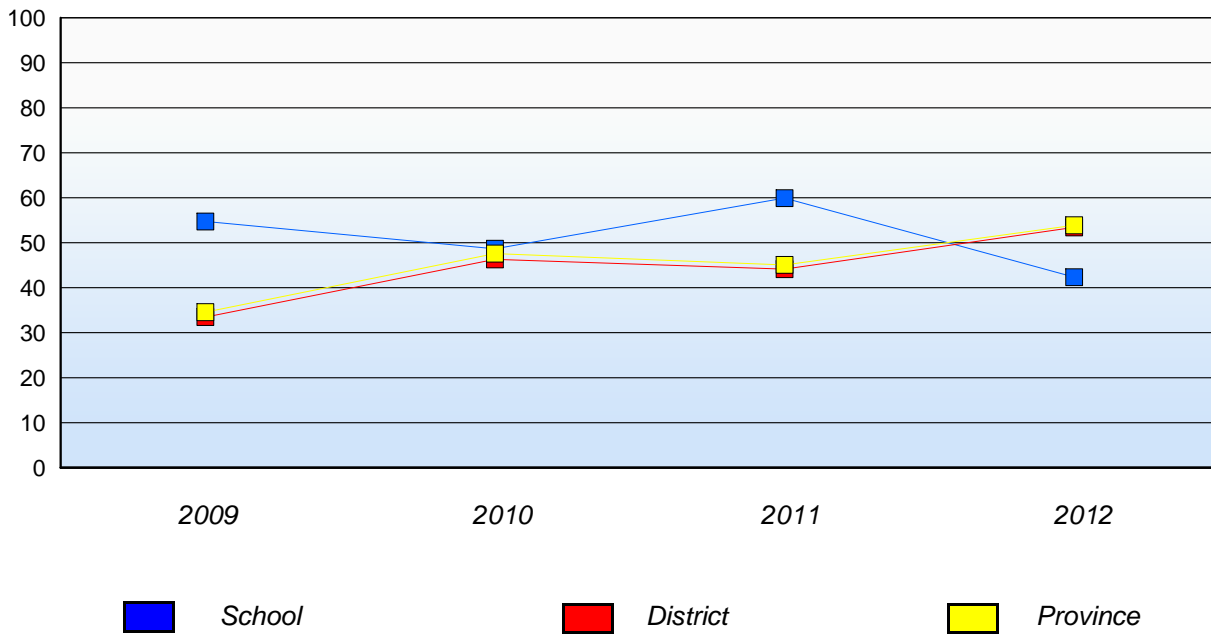
O:\CRT12\4YRTREND\PIES\MTH_6\REPORT\MTH6_4YR_12W.RPT

District 4 - Eastern

School #: 342 MacDonald Drive Elementary

Number Operations

Percentage of students at level 3 or above (2009 - 2012)



In some cases, CRT numbers may exceed AGR numbers based on late enrolments. Pie chart is based on the number of students who wrote the CRT. Number Operations score is composite of Reasoning, Communication, Connections and Representations, and Problem Solving.

Source: Division of Evaluation and Research, Department of Education

O:\CRT12\4YRTREND\PIES\MTH_6\REPORT\MTH6_4YR_12W.RPT

District 4 - Eastern

School #: 345 Mary Queen of Peace Elementary

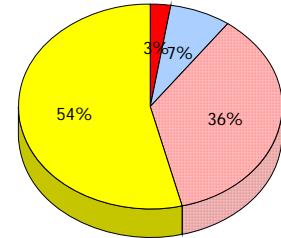
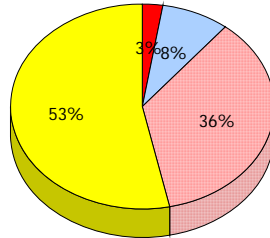
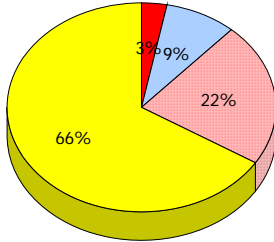
Number Operations

School

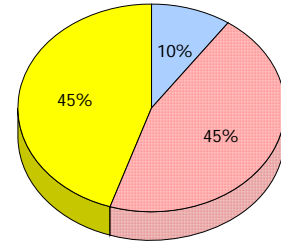
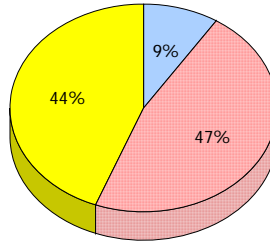
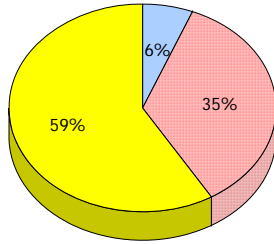
District

Province

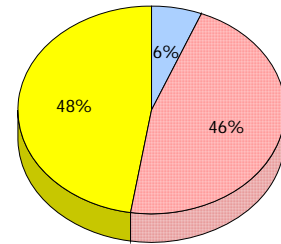
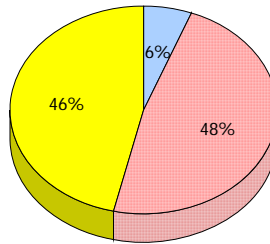
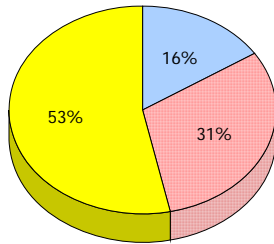
2012
AGR (102)



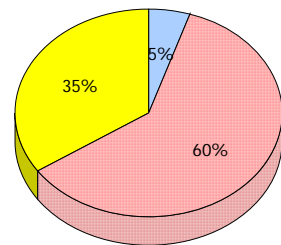
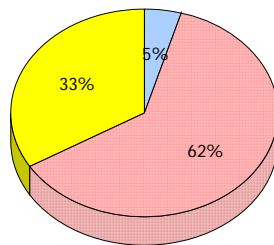
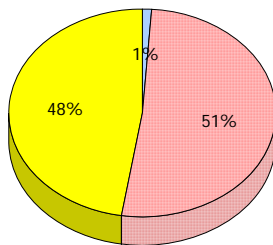
2011
AGR (113)



2010
AGR (108)



2009
AGR (80)



Unknown
 Exemption
 Not Yet Meeting (1 or 2)
 Meeting or Exceeding (3,4,5)

In some cases, CRT numbers may exceed AGR numbers based on late enrolments. Pie chart is based on the number of students who wrote the CRT. Number Operations score is composite of Reasoning, Communication, Connections and Representations, and Problem Solving.

Source: Division of Evaluation and Research, Department of Education

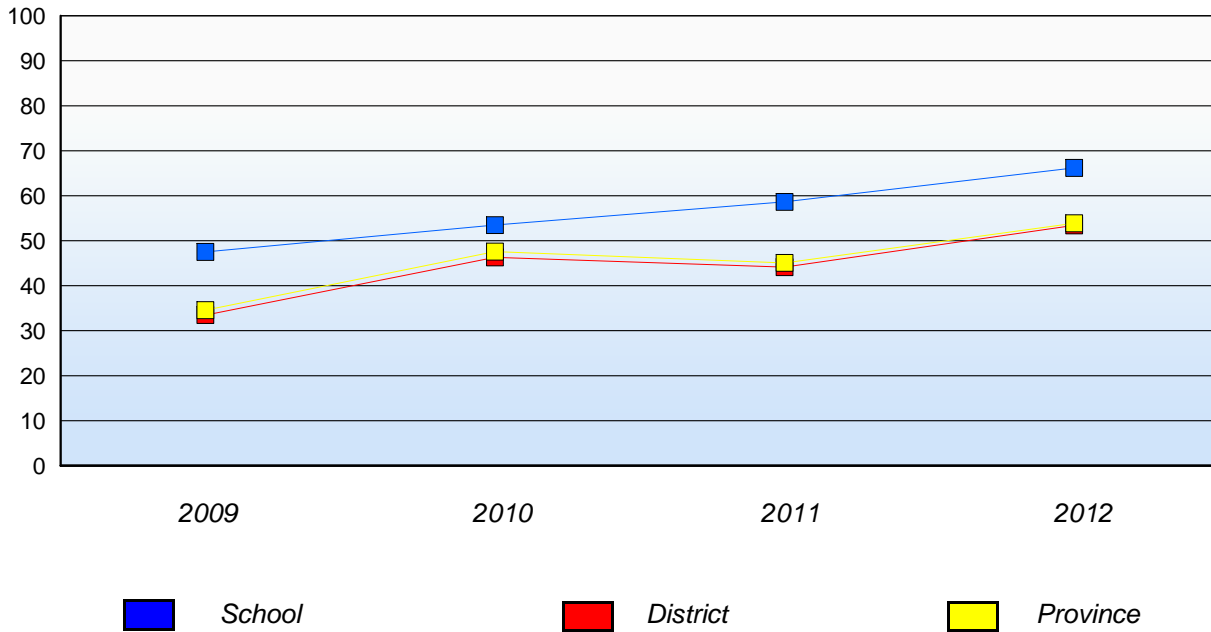
O:\CRT12\4YRTREND\PIES\MTH_6\REPORT\MTH6_4YR_12W.RPT

District 4 - Eastern

School #: 345 Mary Queen of Peace Elementary

Number Operations

Percentage of students at level 3 or above (2009 - 2012)



In some cases, CRT numbers may exceed AGR numbers based on late enrolments. Pie chart is based on the number of students who wrote the CRT. Number Operations score is composite of Reasoning, Communication, Connections and Representations, and Problem Solving.

Source: Division of Evaluation and Research, Department of Education

O:\CRT12\4YRTREND\PIES\MTH_6\REPORT\MTH6_4YR_12W.RPT

Mushuau Innu Natuashish and Peenamin McKenzie School are excluded from district and provincial results.

District 4 - Eastern

School #: 348 Roncalli Elementary

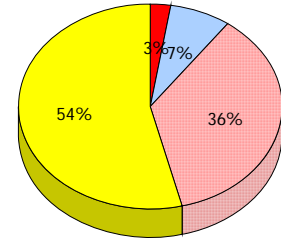
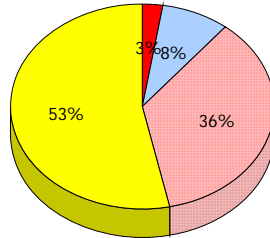
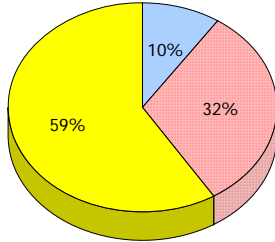
Number Operations

School

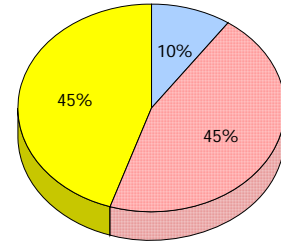
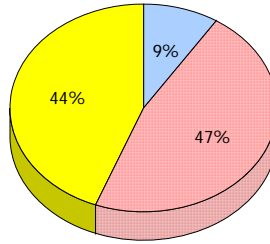
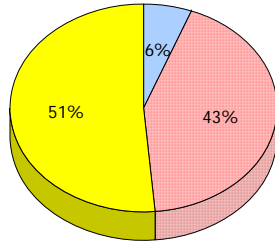
District

Province

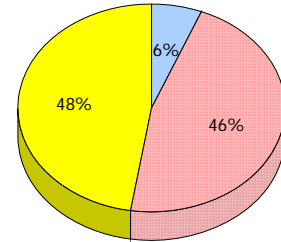
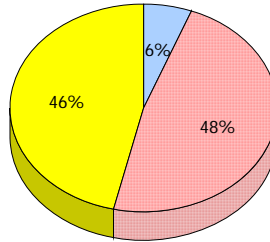
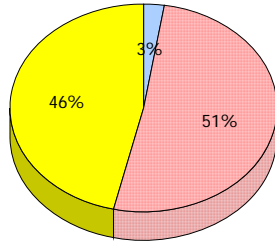
2012
AGR (42)



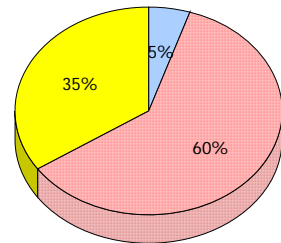
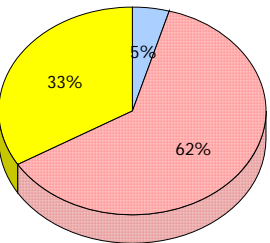
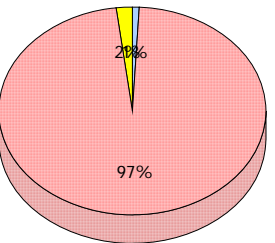
2011
AGR (34)



2010
AGR (40)



2009
AGR (26)



Unknown
 Exemption
 Not Yet Meeting (1 or 2)
 Meeting or Exceeding (3,4,5)

In some cases, CRT numbers may exceed AGR numbers based on late enrolments. Pie chart is based on the number of students who wrote the CRT. Number Operations score is composite of Reasoning, Communication, Connections and Representations, and Problem Solving.

Source: Division of Evaluation and Research, Department of Education

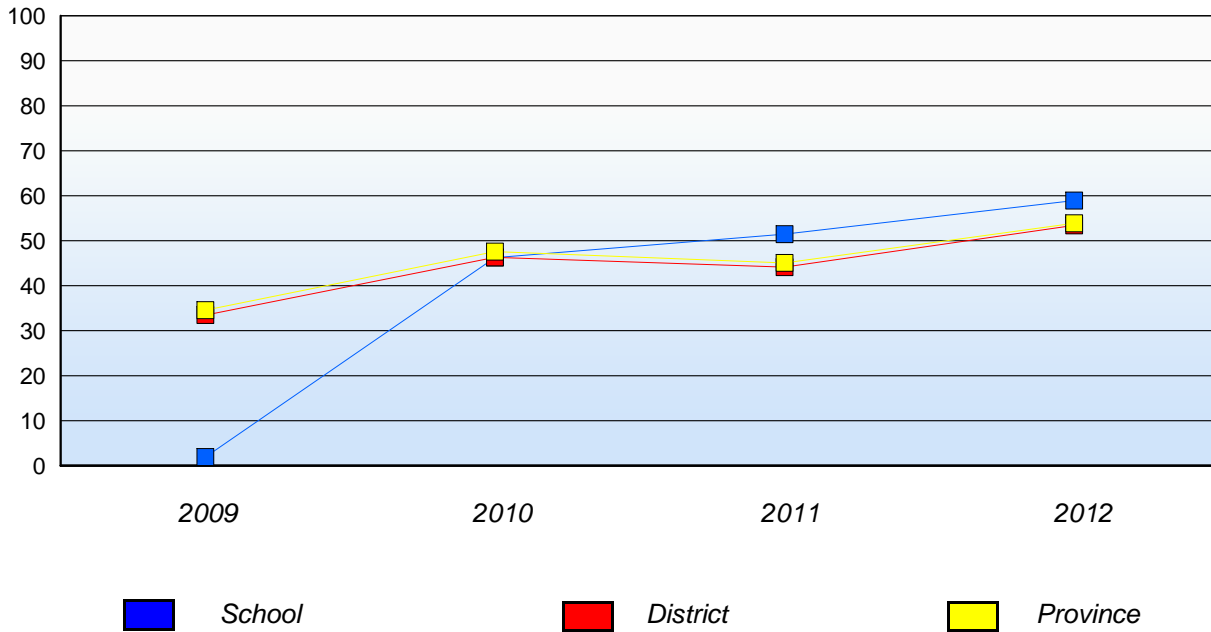
O:\CRT12\4YRTREND\PIES\MTH_6\REPORT\MTH6_4YR_12W.RPT

District 4 - Eastern

School #: 348 Roncalli Elementary

Number Operations

Percentage of students at level 3 or above (2009 - 2012)



In some cases, CRT numbers may exceed AGR numbers based on late enrolments. Pie chart is based on the number of students who wrote the CRT. Number Operations score is composite of Reasoning, Communication, Connections and Representations, and Problem Solving.

Source: Division of Evaluation and Research, Department of Education

O:\CRT12\4YRTREND\PIES\MTH_6\REPORT\MTH6_4YR_12W.RPT

District 4 - Eastern

School #: 349 St. Andrew's Elementary

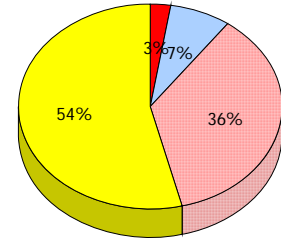
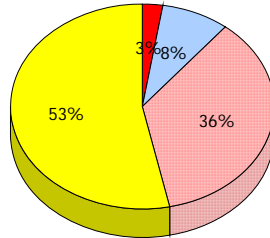
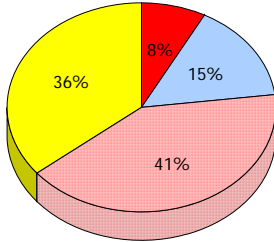
Number Operations

School

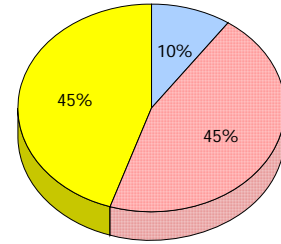
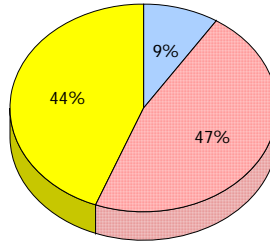
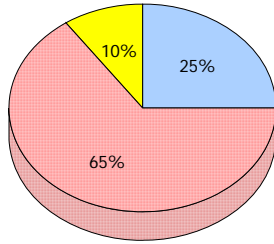
District

Province

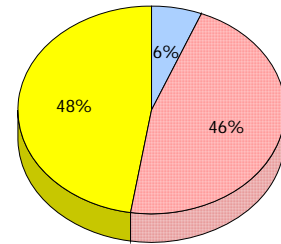
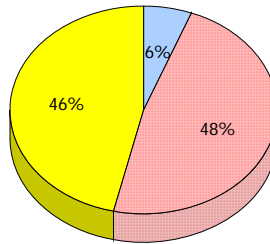
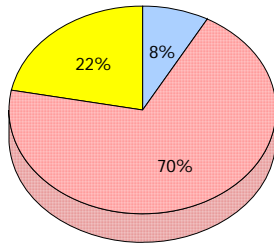
2012
AGR (39)



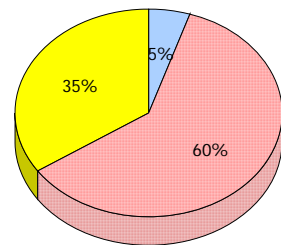
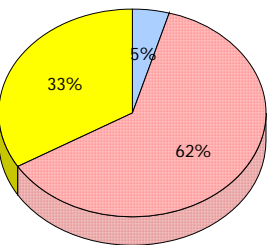
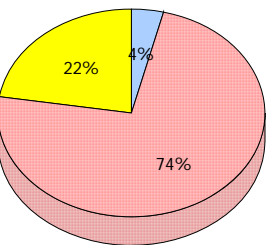
2011
AGR (28)



2010
AGR (40)



2009
AGR (38)



Unknown
 Exemption
 Not Yet Meeting (1 or 2)
 Meeting or Exceeding (3,4,5)

In some cases, CRT numbers may exceed AGR numbers based on late enrolments. Pie chart is based on the number of students who wrote the CRT. Number Operations score is composite of Reasoning, Communication, Connections and Representations, and Problem Solving.

Source: Division of Evaluation and Research, Department of Education

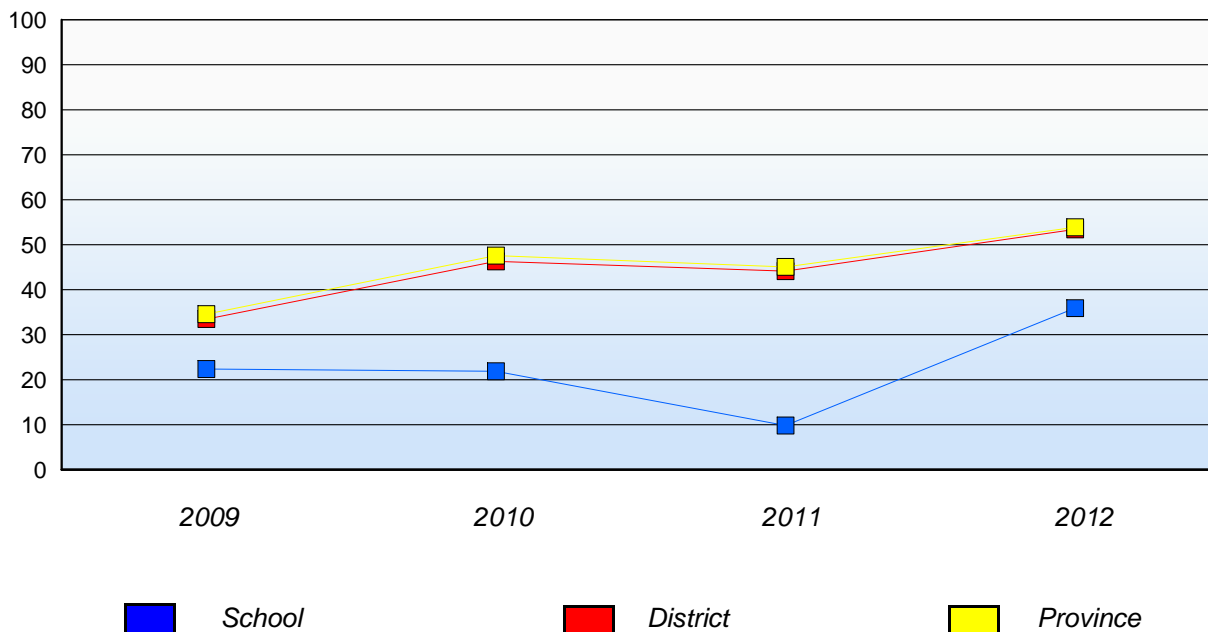
O:\CRT12\4YRTREND\PIES\MTH_6\REPORT\MTH6_4YR_12W.RPT

District 4 - Eastern

School #: 349 St. Andrew's Elementary

Number Operations

Percentage of students at level 3 or above (2009 - 2012)



In some cases, CRT numbers may exceed AGR numbers based on late enrolments. Pie chart is based on the number of students who wrote the CRT. Number Operations score is composite of Reasoning, Communication, Connections and Representations, and Problem Solving.

Source: Division of Evaluation and Research, Department of Education

O:\CRT12\4YRTREND\PIES\MTH_6\REPORT\MTH6_4YR_12W.RPT

Mushuau Innu Natuashish and Peenamin McKenzie School are excluded from district and provincial results.

District 4 - Eastern

School #: 350 St. John Bosco School

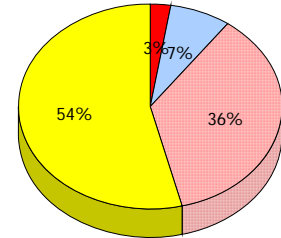
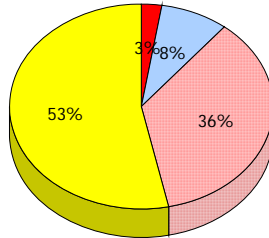
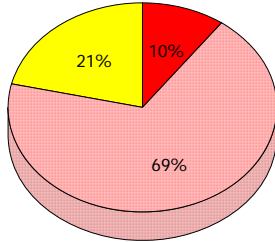
Number Operations

School

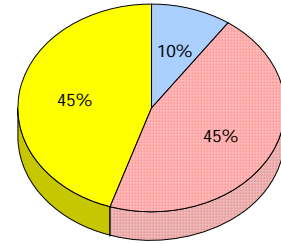
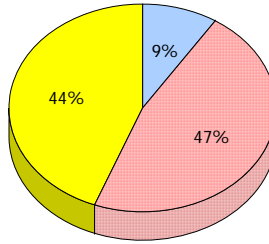
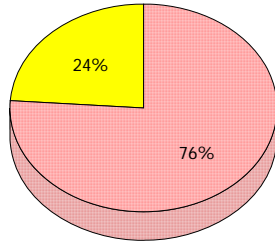
District

Province

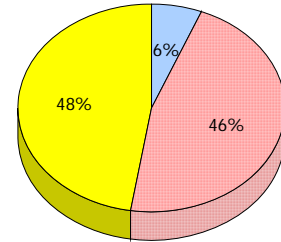
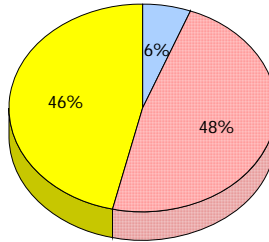
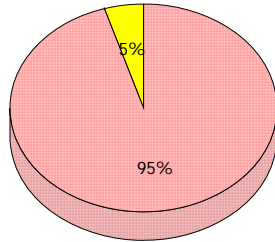
2012
AGR (19)



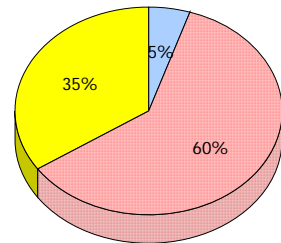
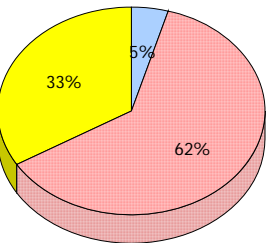
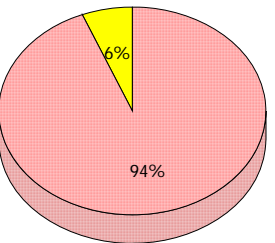
2011
AGR (24)



2010
AGR (21)



2009
AGR (19)



Unknown
 Exemption
 Not Yet Meeting (1 or 2)
 Meeting or Exceeding (3,4,5)

In some cases, CRT numbers may exceed AGR numbers based on late enrolments. Pie chart is based on the number of students who wrote the CRT. Number Operations score is composite of Reasoning, Communication, Connections and Representations, and Problem Solving.

Source: Division of Evaluation and Research, Department of Education

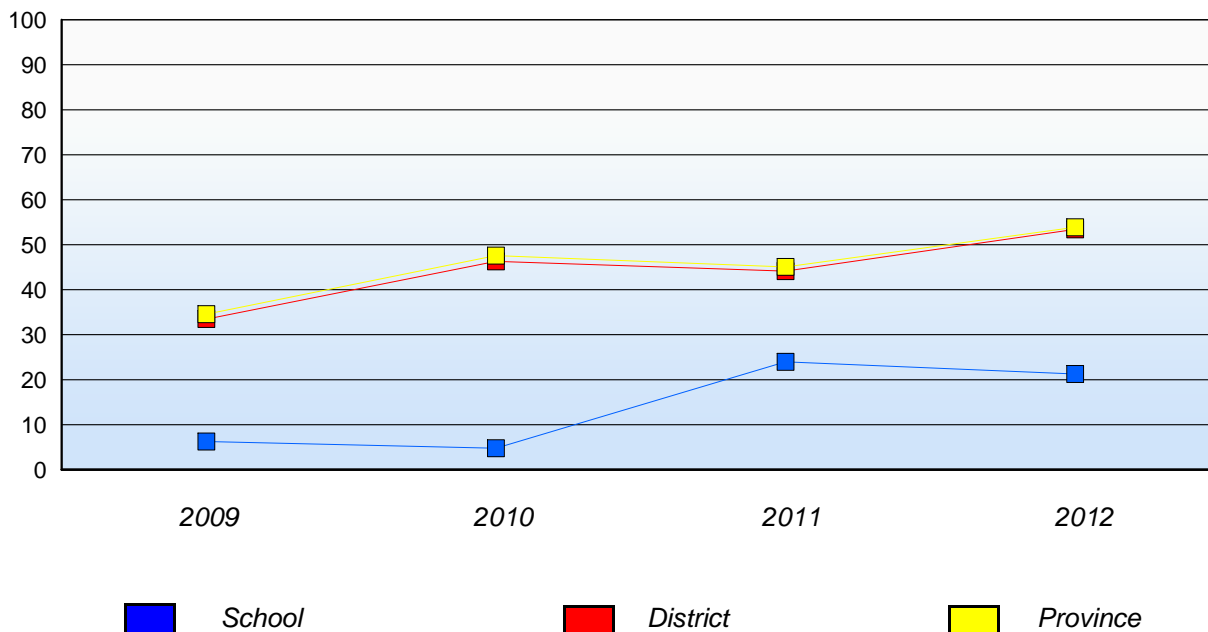
O:\CRT12\4YRTREND\PIES\MTH_6\REPORT\MTH6_4YR_12W.RPT

District 4 - Eastern

School #: 350 St. John Bosco School

Number Operations

Percentage of students at level 3 or above (2009 - 2012)



In some cases, CRT numbers may exceed AGR numbers based on late enrolments. Pie chart is based on the number of students who wrote the CRT. Number Operations score is composite of Reasoning, Communication, Connections and Representations, and Problem Solving.

Source: Division of Evaluation and Research, Department of Education

O:\CRT12\4YRTREND\PIES\MTH_6\REPORT\MTH6_4YR_12W.RPT

District 4 - Eastern

School #: 355 St. Mary's Elementary

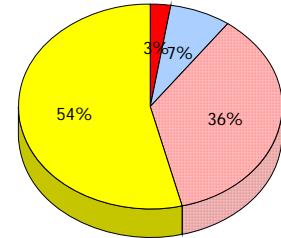
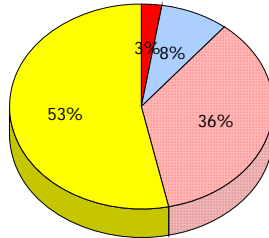
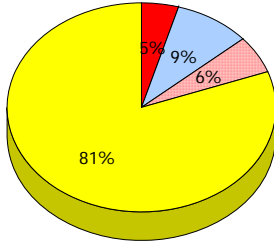
Number Operations

School

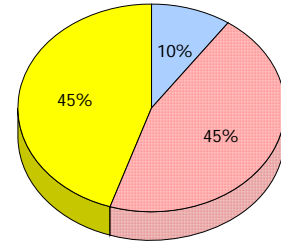
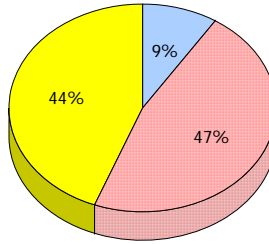
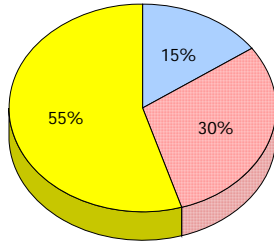
District

Province

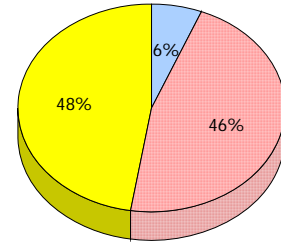
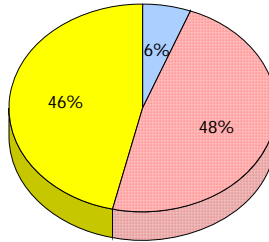
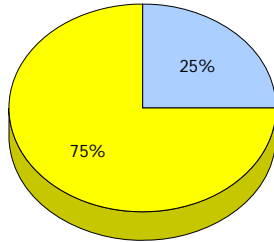
2012
AGR (22)



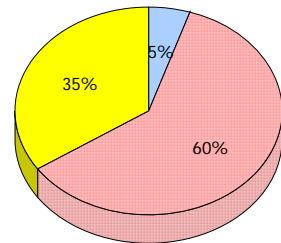
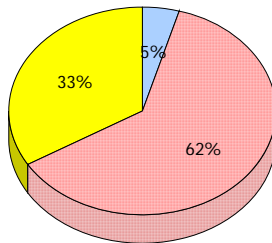
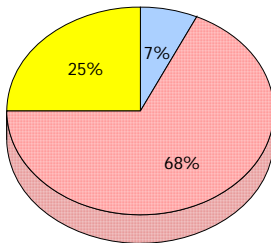
2011
AGR (26)



2010
AGR (24)



2009
AGR (29)



Unknown
 Exemption
 Not Yet Meeting (1 or 2)
 Meeting or Exceeding (3,4,5)

In some cases, CRT numbers may exceed AGR numbers based on late enrolments. Pie chart is based on the number of students who wrote the CRT. Number Operations score is composite of Reasoning, Communication, Connections and Representations, and Problem Solving.

Source: Division of Evaluation and Research, Department of Education

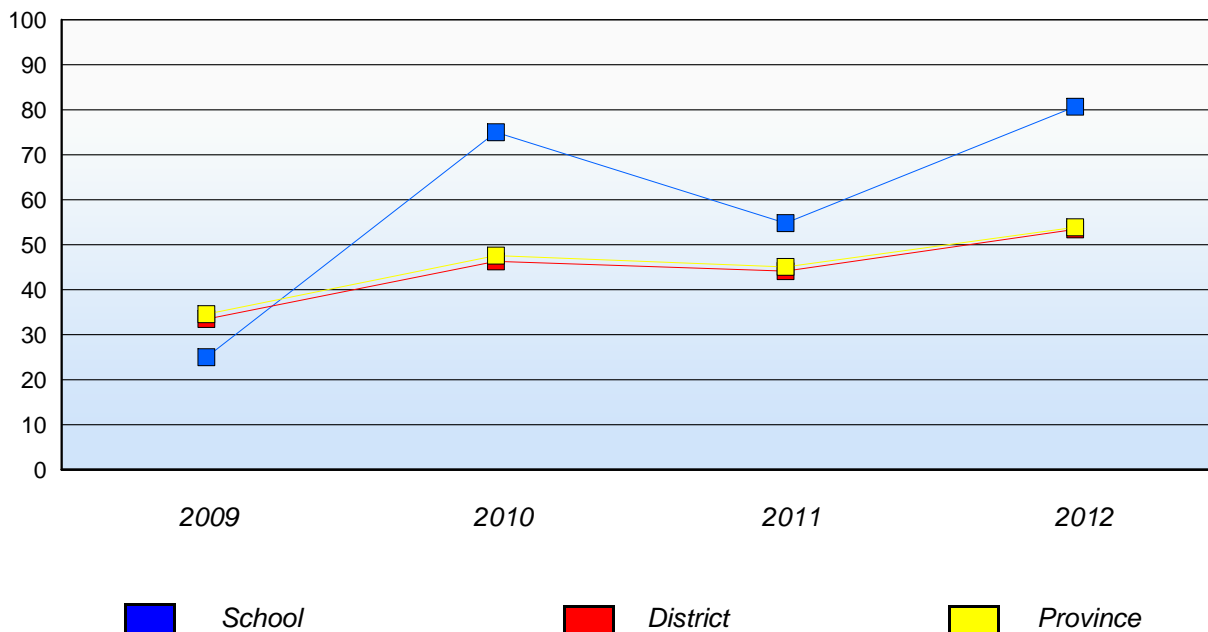
O:\CRT12\4YRTREND\PIES\MTH_6\REPORT\MTH6_4YR_12W.RPT

District 4 - Eastern

School #: 355 St. Mary's Elementary

Number Operations

Percentage of students at level 3 or above (2009 - 2012)



In some cases, CRT numbers may exceed AGR numbers based on late enrolments. Pie chart is based on the number of students who wrote the CRT. Number Operations score is composite of Reasoning, Communication, Connections and Representations, and Problem Solving.

Source: Division of Evaluation and Research, Department of Education

O:\CRT12\4YRTREND\PIES\MTH_6\REPORT\MTH6_4YR_12W.RPT

Mushuau Innu Natuashish and Peenamin McKenzie School are excluded from district and provincial results.

District 4 - Eastern

School #: 356 St. Matthews Elementary

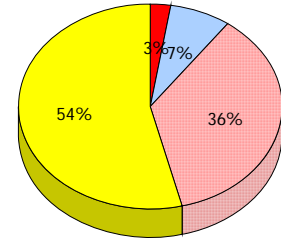
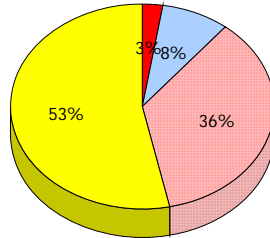
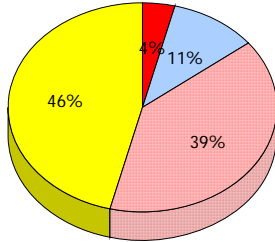
Number Operations

School

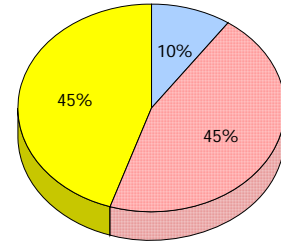
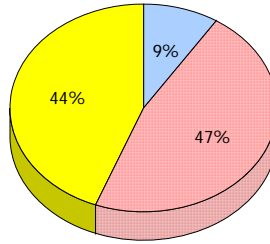
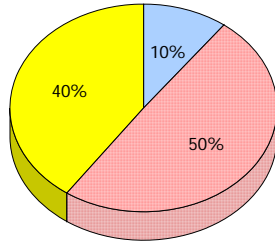
District

Province

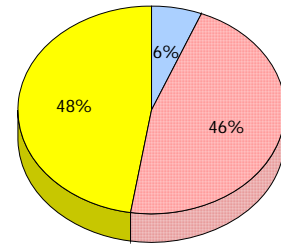
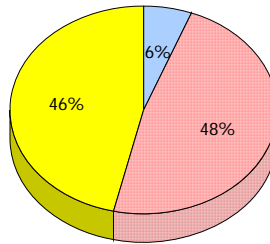
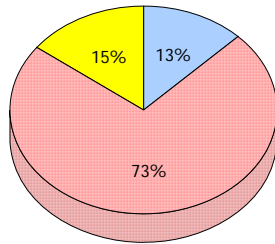
2012
AGR (76)



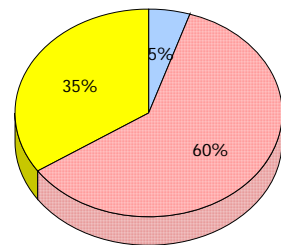
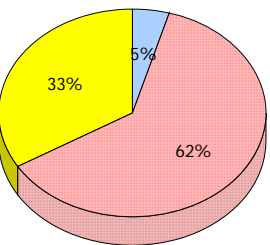
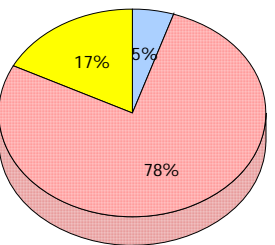
2011
AGR (69)



2010
AGR (56)



2009
AGR (59)



Unknown
 Exemption
 Not Yet Meeting (1 or 2)
 Meeting or Exceeding (3,4,5)

In some cases, CRT numbers may exceed AGR numbers based on late enrolments. Pie chart is based on the number of students who wrote the CRT. Number Operations score is composite of Reasoning, Communication, Connections and Representations, and Problem Solving.

Source: Division of Evaluation and Research, Department of Education

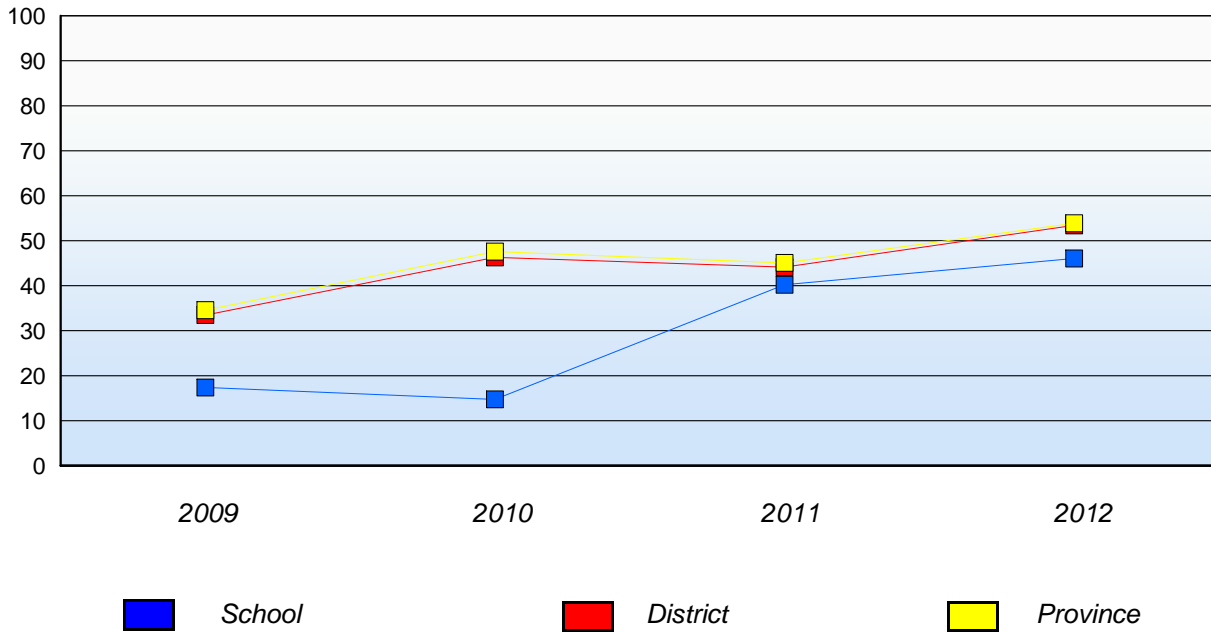
O:\CRT12\4YRTREND\PIES\MTH_6\REPORT\MTH6_4YR_12W.RPT

District 4 - Eastern

School #: 356 St. Matthews Elementary

Number Operations

Percentage of students at level 3 or above (2009 - 2012)



In some cases, CRT numbers may exceed AGR numbers based on late enrolments. Pie chart is based on the number of students who wrote the CRT. Number Operations score is composite of Reasoning, Communication, Connections and Representations, and Problem Solving.

Source: Division of Evaluation and Research, Department of Education

O:\CRT12\4YRTREND\PIES\MTH_6\REPORT\MTH6_4YR_12W.RPT

Mushuau Innu Natuashish and Peenamin McKenzie School are excluded from district and provincial results.

District 4 - Eastern

School #: 360 Rennie's River Elementary School

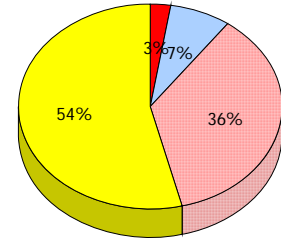
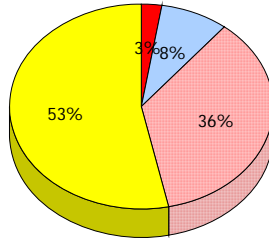
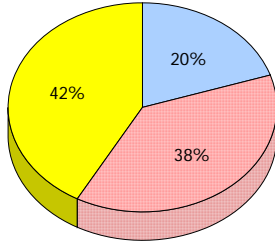
Number Operations

School

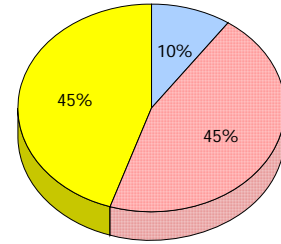
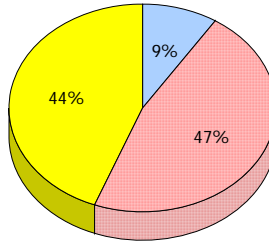
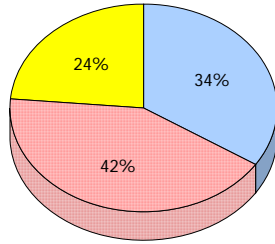
District

Province

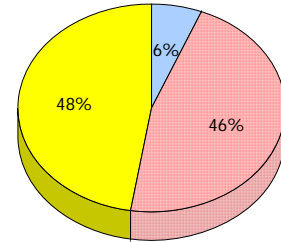
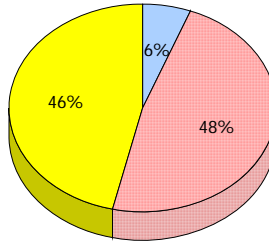
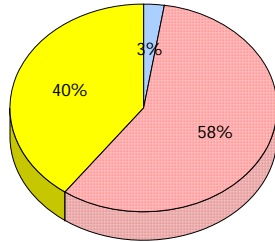
2012
AGR (55)



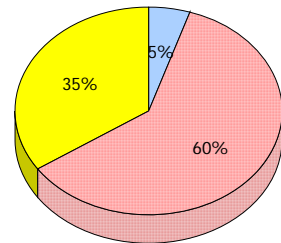
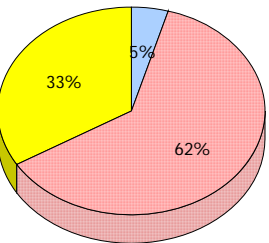
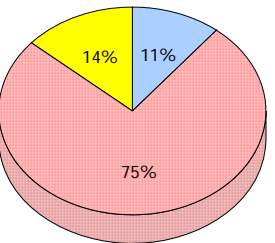
2011
AGR (35)



2010
AGR (40)



2009
AGR (55)



Unknown
 Exemption
 Not Yet Meeting (1 or 2)
 Meeting or Exceeding (3,4,5)

In some cases, CRT numbers may exceed AGR numbers based on late enrolments. Pie chart is based on the number of students who wrote the CRT. Number Operations score is composite of Reasoning, Communication, Connections and Representations, and Problem Solving.

Source: Division of Evaluation and Research, Department of Education

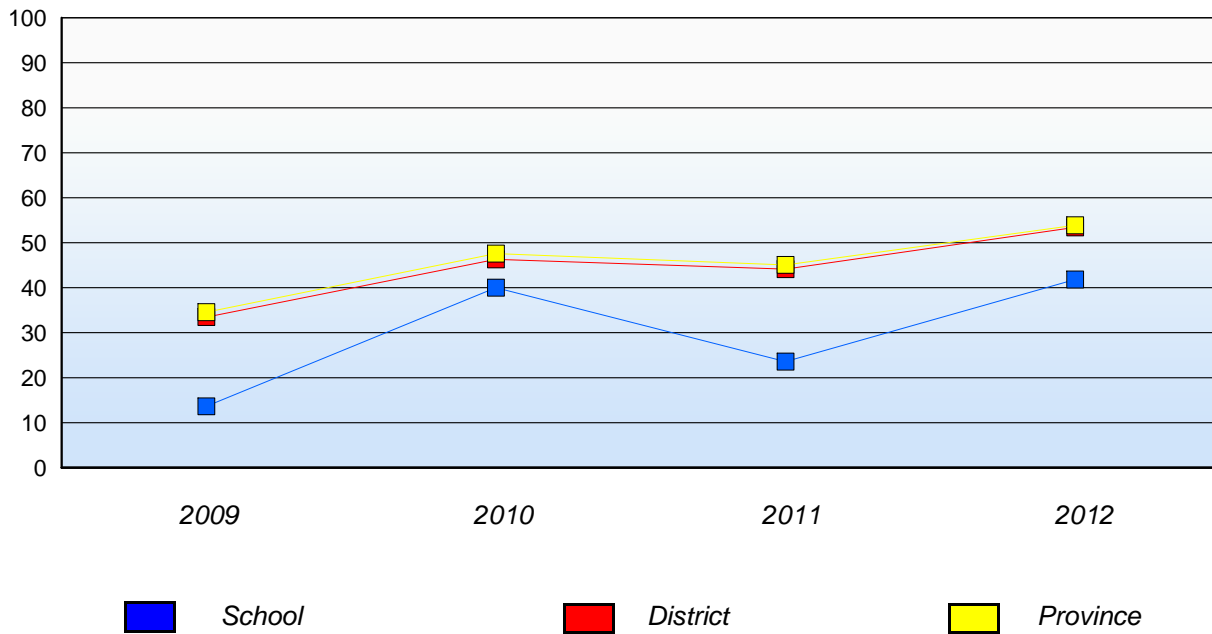
O:\CRT12\4YRTREND\PIES\MTH_6\REPORT\MTH6_4YR_12W.RPT

District 4 - Eastern

School #: 360 Rennie's River Elementary School

Number Operations

Percentage of students at level 3 or above (2009 - 2012)



In some cases, CRT numbers may exceed AGR numbers based on late enrolments. Pie chart is based on the number of students who wrote the CRT. Number Operations score is composite of Reasoning, Communication, Connections and Representations, and Problem Solving.

Source: Division of Evaluation and Research, Department of Education

O:\CRT12\4YRTREND\PIES\MTH_6\REPORT\MTH6_4YR_12W.RPT

Mushuau Innu Natuashish and Peenamin McKenzie School are excluded from district and provincial results.

District 4 - Eastern

School #: 362 St. Teresa's School/Ecole Ste-Thérèse

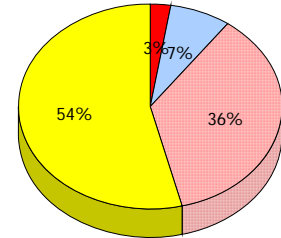
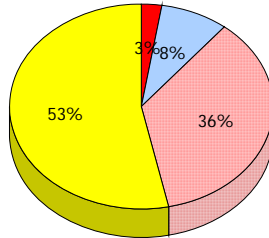
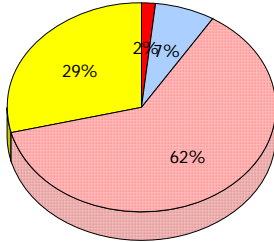
Number Operations

School

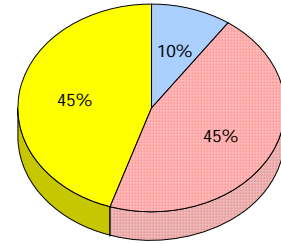
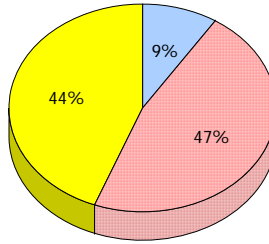
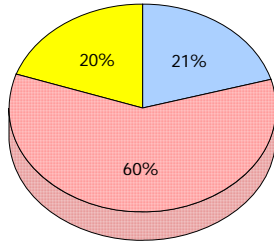
District

Province

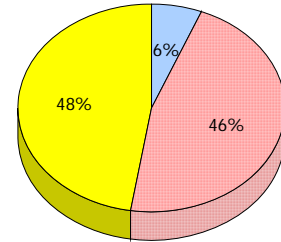
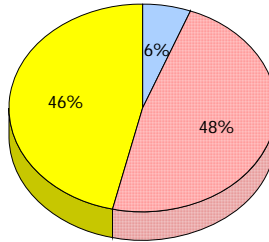
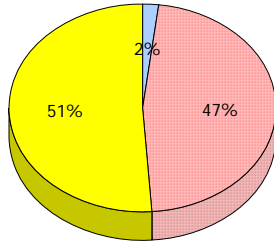
2012
AGR (57)



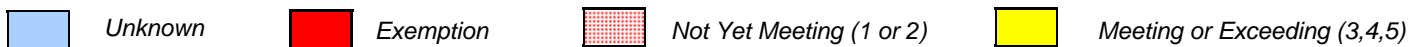
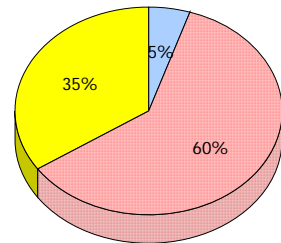
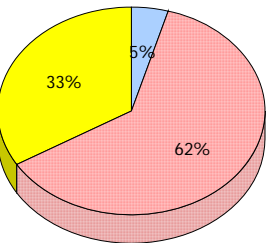
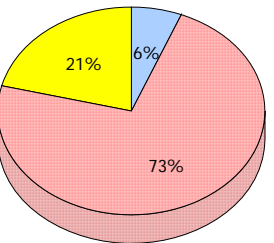
2011
AGR (68)



2010
AGR (62)



2009
AGR (64)



In some cases, CRT numbers may exceed AGR numbers based on late enrolments. Pie chart is based on the number of students who wrote the CRT. Number Operations score is composite of Reasoning, Communication, Connections and Representations, and Problem Solving.

Source: Division of Evaluation and Research, Department of Education

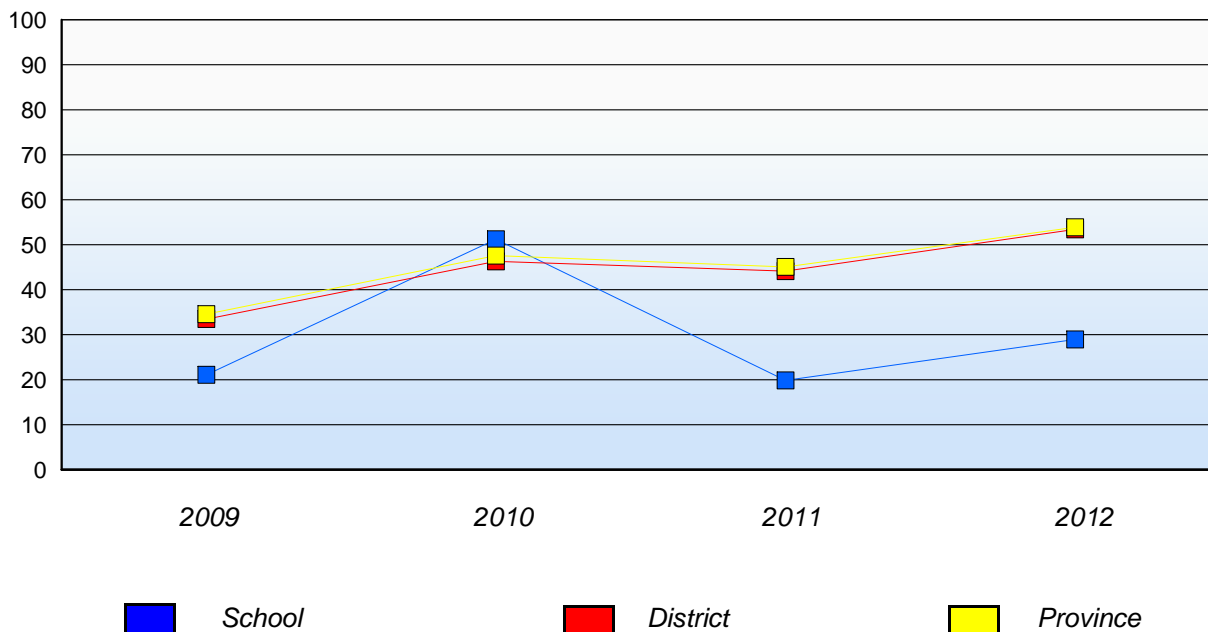
O:\CRT12\4YRTREND\PIES\MTH_6\REPORT\MTH6_4YR_12W.RPT

District 4 - Eastern

School #: 362 St. Teresa's School/Ecole Ste-Thérèse

Number Operations

Percentage of students at level 3 or above (2009 - 2012)



In some cases, CRT numbers may exceed AGR numbers based on late enrolments. Pie chart is based on the number of students who wrote the CRT. Number Operations score is composite of Reasoning, Communication, Connections and Representations, and Problem Solving.

Source: Division of Evaluation and Research, Department of Education

O:\CRT12\4YRTREND\PIES\MTH_6\REPORT\MTH6_4YR_12W.RPT

Mushuau Innu Natuashish and Peenamin McKenzie School are excluded from district and provincial results.

District 4 - Eastern

School #: 363 Vanier Elementary

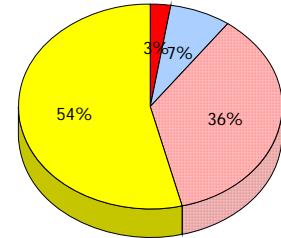
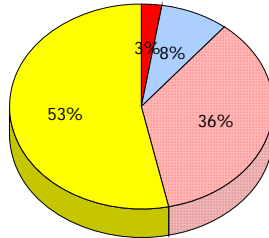
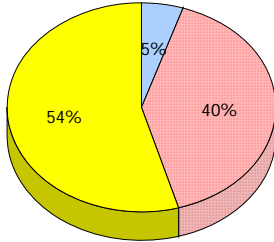
Number Operations

School

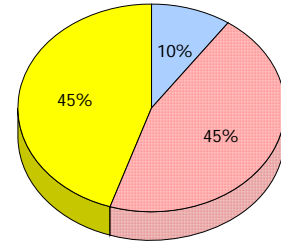
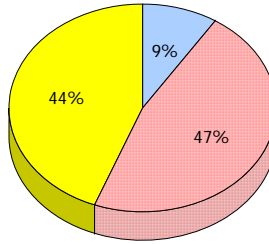
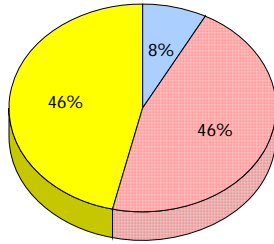
District

Province

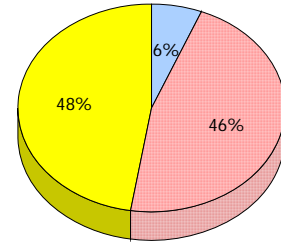
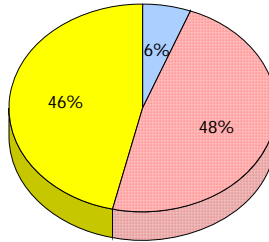
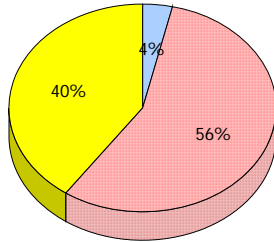
2012
AGR (39)



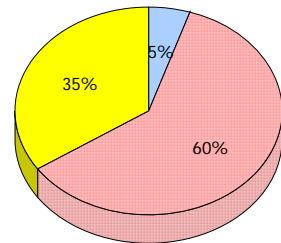
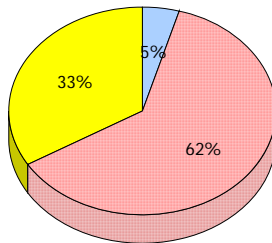
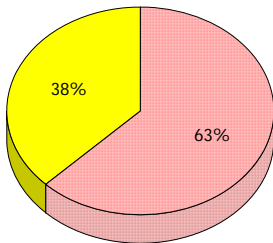
2011
AGR (64)



2010
AGR (54)



2009
AGR (45)



Unknown
 Exemption
 Not Yet Meeting (1 or 2)
 Meeting or Exceeding (3,4,5)

In some cases, CRT numbers may exceed AGR numbers based on late enrolments. Pie chart is based on the number of students who wrote the CRT. Number Operations score is composite of Reasoning, Communication, Connections and Representations, and Problem Solving.

Source: Division of Evaluation and Research, Department of Education

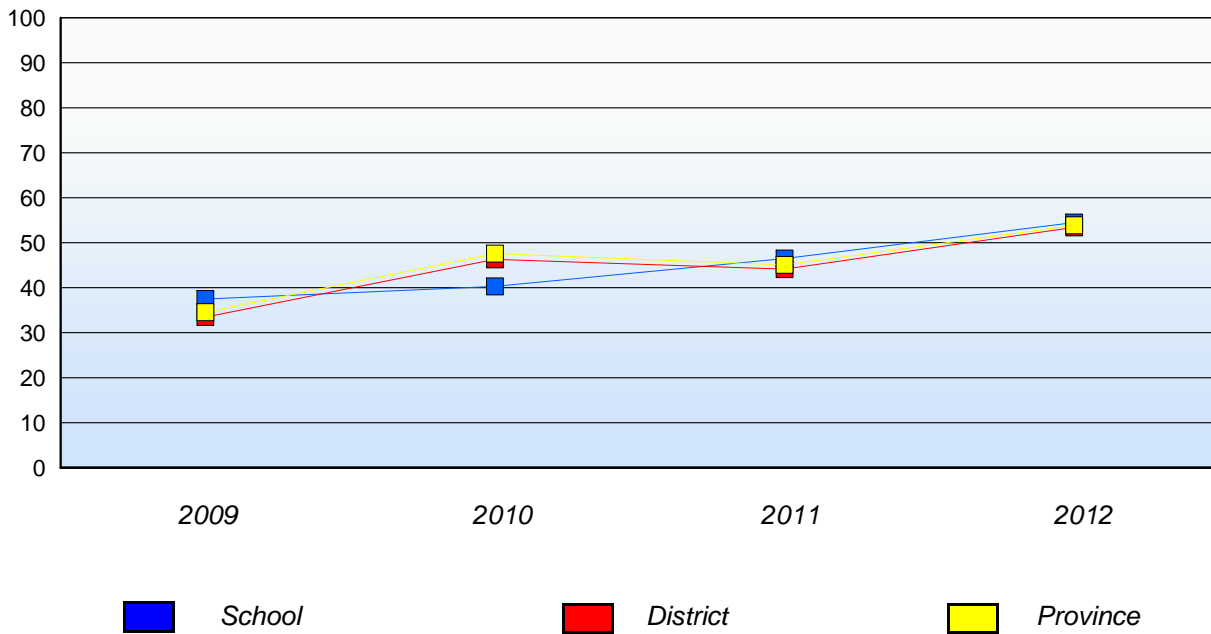
O:\CRT12\4YRTREND\PIES\MTH_6\REPORT\MTH6_4YR_12W.RPT

District 4 - Eastern

School #: 363 Vanier Elementary

Number Operations

Percentage of students at level 3 or above (2009 - 2012)



In some cases, CRT numbers may exceed AGR numbers based on late enrolments. Pie chart is based on the number of students who wrote the CRT. Number Operations score is composite of Reasoning, Communication, Connections and Representations, and Problem Solving.

Source: Division of Evaluation and Research, Department of Education

O:\CRT12\4YRTREND\PIES\MTH_6\REPORT\MTH6_4YR_12W.RPT

Mushuau Innu Natuashish and Peenamin McKenzie School are excluded from district and provincial results.

District 4 - Eastern

School #: 364 Virginia Park Elementary

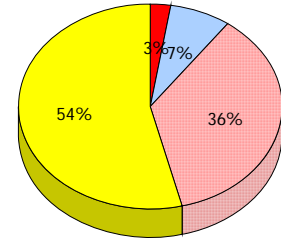
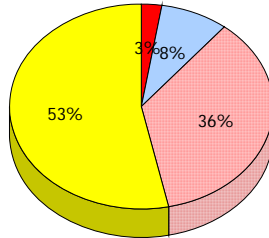
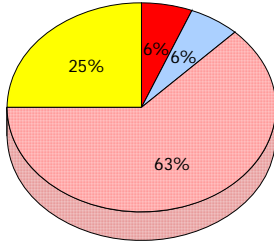
Number Operations

School

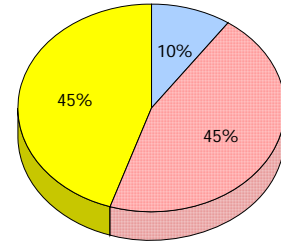
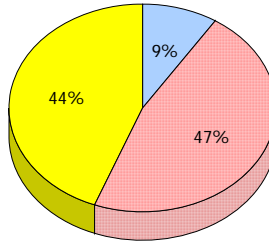
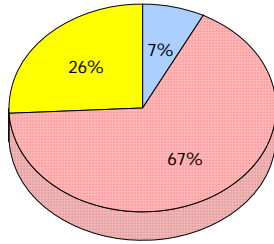
District

Province

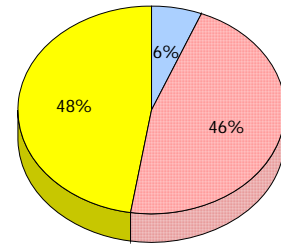
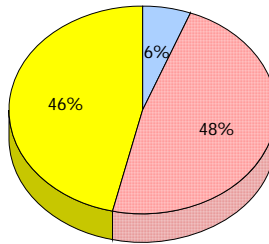
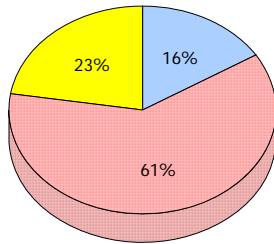
2012
AGR (33)



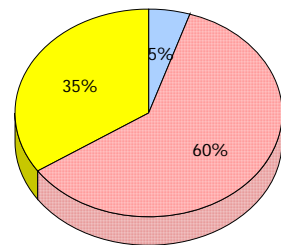
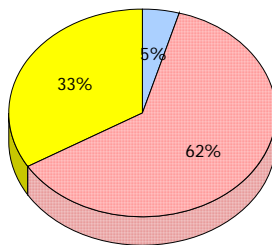
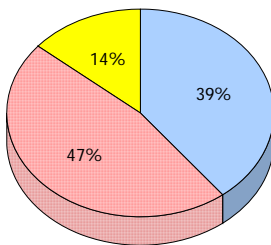
2011
AGR (27)



2010
AGR (31)



2009
AGR (38)



Unknown
 Exemption
 Not Yet Meeting (1 or 2)
 Meeting or Exceeding (3,4,5)

In some cases, CRT numbers may exceed AGR numbers based on late enrolments. Pie chart is based on the number of students who wrote the CRT. Number Operations score is composite of Reasoning, Communication, Connections and Representations, and Problem Solving.

Source: Division of Evaluation and Research, Department of Education

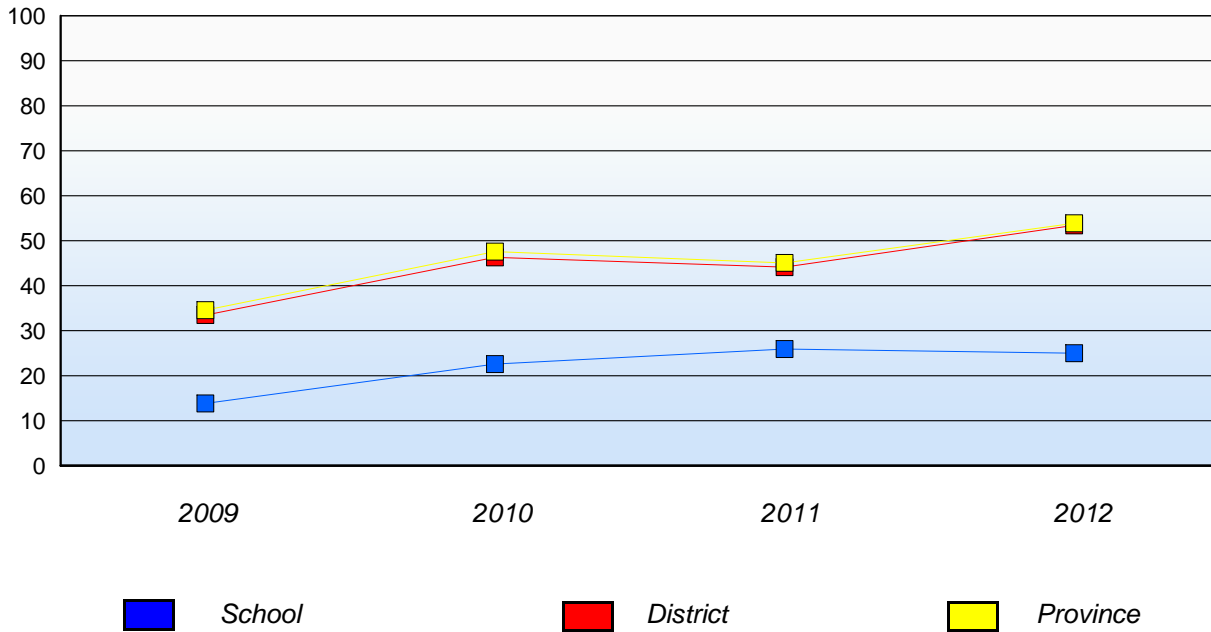
O:\CRT12\4YRTREND\PIES\MTH_6\REPORT\MTH6_4YR_12W.RPT

District 4 - Eastern

School #: 364 Virginia Park Elementary

Number Operations

Percentage of students at level 3 or above (2009 - 2012)



In some cases, CRT numbers may exceed AGR numbers based on late enrolments. Pie chart is based on the number of students who wrote the CRT. Number Operations score is composite of Reasoning, Communication, Connections and Representations, and Problem Solving.

Source: Division of Evaluation and Research, Department of Education

O:\CRT12\4YRTREND\PIES\MTH_6\REPORT\MTH6_4YR_12W.RPT

Mushuau Innu Natuashish and Peenamin McKenzie School are excluded from district and provincial results.

District 4 - Eastern

School #: 367 Holy Trinity Elementary

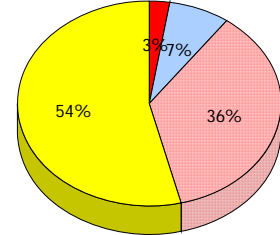
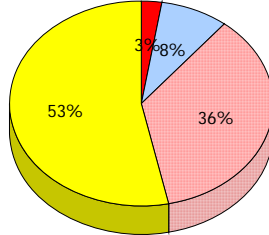
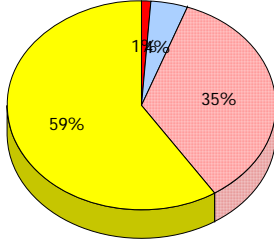
Number Operations

School

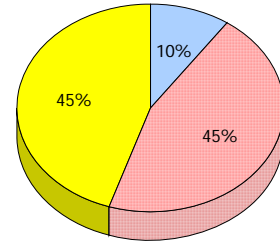
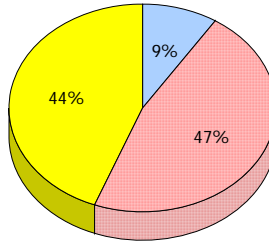
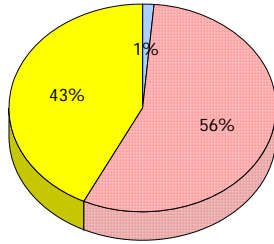
District

Province

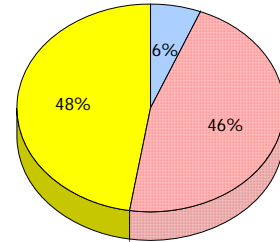
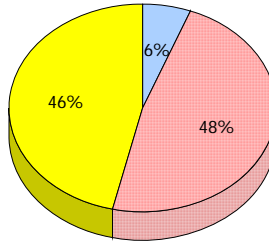
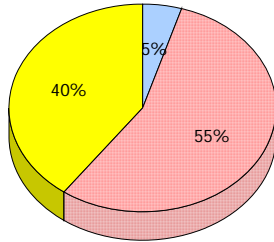
2012
AGR (92)



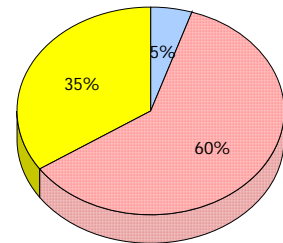
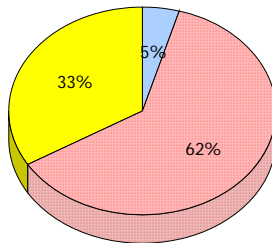
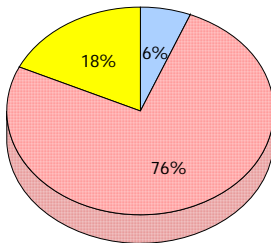
2011
AGR (75)



2010
AGR (83)



2009
AGR (65)



Unknown
 Exemption
 Not Yet Meeting (1 or 2)
 Meeting or Exceeding (3,4,5)

In some cases, CRT numbers may exceed AGR numbers based on late enrolments. Pie chart is based on the number of students who wrote the CRT. Number Operations score is composite of Reasoning, Communication, Connections and Representations, and Problem Solving.

Source: Division of Evaluation and Research, Department of Education

O:\CRT12\4YRTREND\PIES\MTH_6\REPORT\MTH6_4YR_12W.RPT

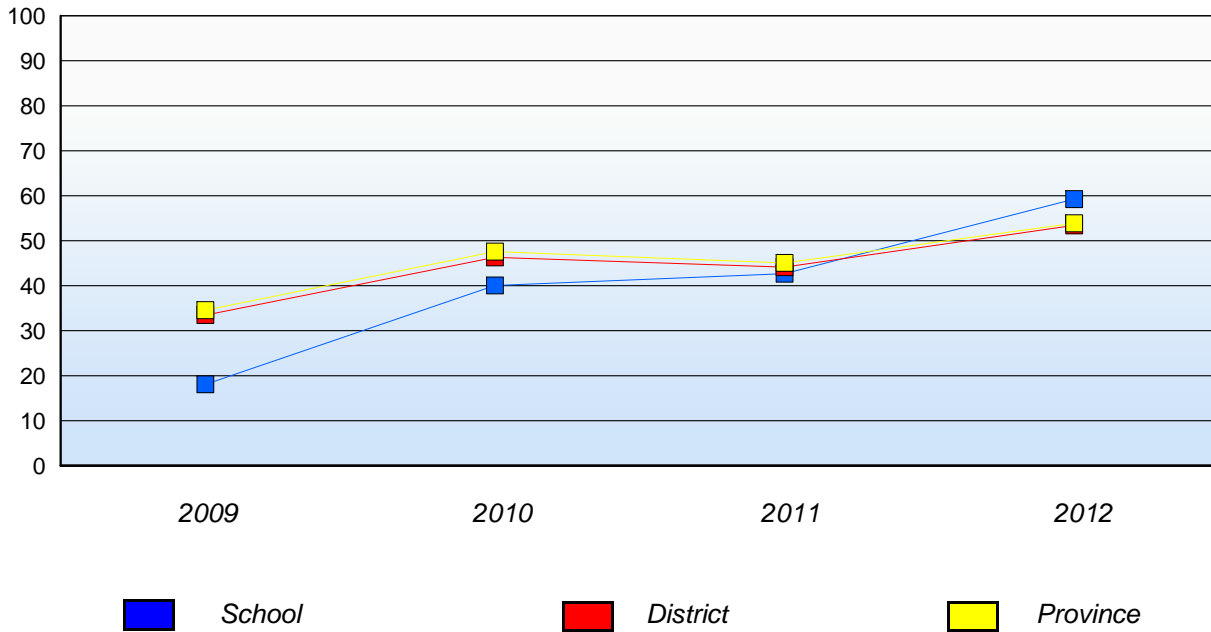
Mushuau Innu Natuashish and Peenamin McKenzie School are excluded from district and provincial results.

District 4 - Eastern

School #: 367 Holy Trinity Elementary

Number Operations

Percentage of students at level 3 or above (2009 - 2012)



In some cases, CRT numbers may exceed AGR numbers based on late enrolments. Pie chart is based on the number of students who wrote the CRT. Number Operations score is composite of Reasoning, Communication, Connections and Representations, and Problem Solving.

Source: Division of Evaluation and Research, Department of Education

O:\CRT12\4YRTREND\PIES\MTH_6\REPORT\MTH6_4YR_12W.RPT

Mushuau Innu Natuashish and Peenamin McKenzie School are excluded from district and provincial results.

District 4 - Eastern

School #: 370 Stella Maris Academy

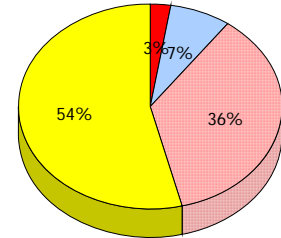
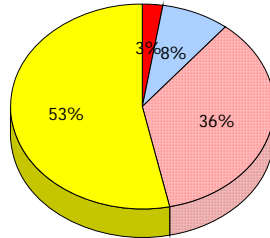
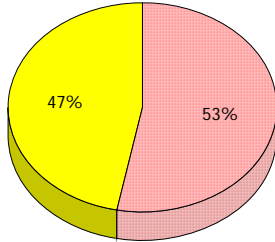
Number Operations

School

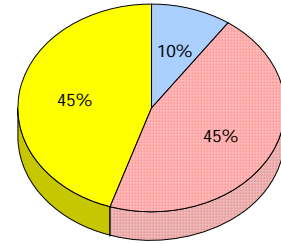
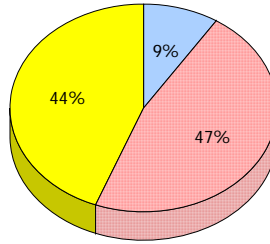
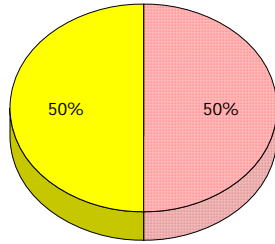
District

Province

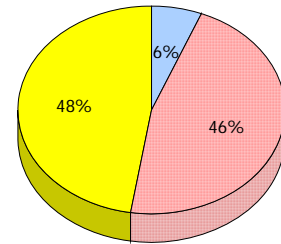
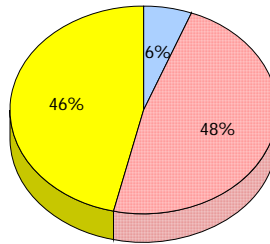
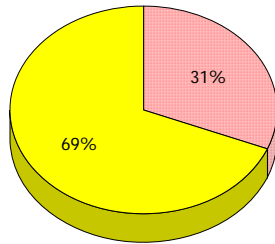
2012
AGR (8)



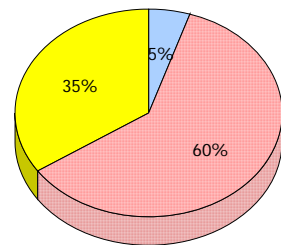
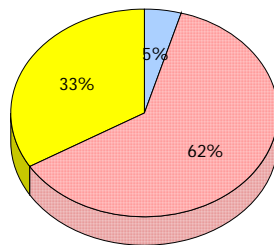
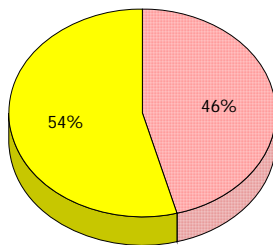
2011
AGR (2)



2010
AGR (12)



2009
AGR (6)



Unknown
 Exemption
 Not Yet Meeting (1 or 2)
 Meeting or Exceeding (3,4,5)

In some cases, CRT numbers may exceed AGR numbers based on late enrolments. Pie chart is based on the number of students who wrote the CRT. Number Operations score is composite of Reasoning, Communication, Connections and Representations, and Problem Solving.

Source: Division of Evaluation and Research, Department of Education

O:\CRT12\4YRTREND\PIES\MTH_6\REPORT\MTH6_4YR_12W.RPT

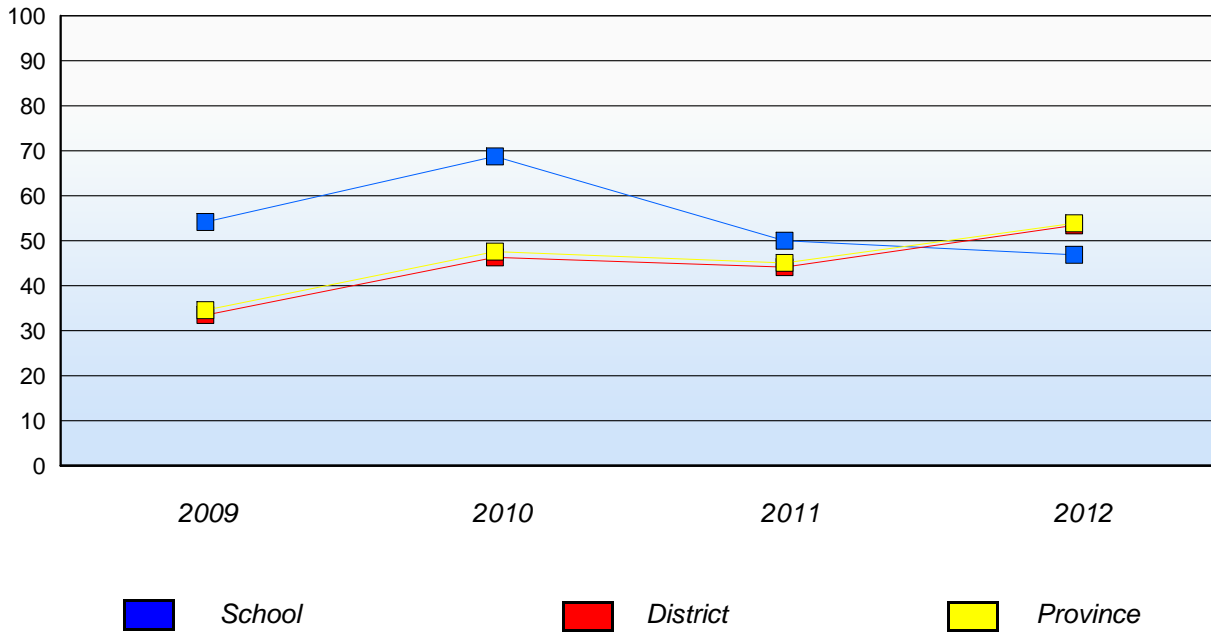
Mushuau Innu Natuashish and Peenamin McKenzie School are excluded from district and provincial results.

District 4 - Eastern

School #: 370 Stella Maris Academy

Number Operations

Percentage of students at level 3 or above (2009 - 2012)



In some cases, CRT numbers may exceed AGR numbers based on late enrolments. Pie chart is based on the number of students who wrote the CRT. Number Operations score is composite of Reasoning, Communication, Connections and Representations, and Problem Solving.

Source: Division of Evaluation and Research, Department of Education

O:\CRT12\4YRTREND\PIES\MTH_6\REPORT\MTH6_4YR_12W.RPT

Mushuau Innu Natuashish and Peenamin McKenzie School are excluded from district and provincial results.

District 4 - Eastern

School #: 371 Upper Gullies Elementary

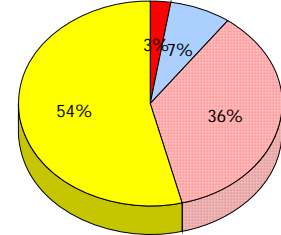
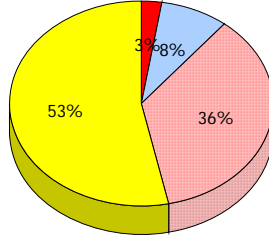
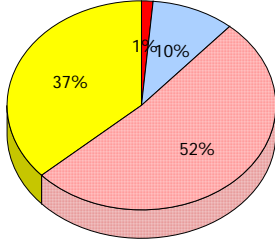
Number Operations

School

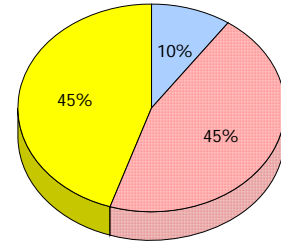
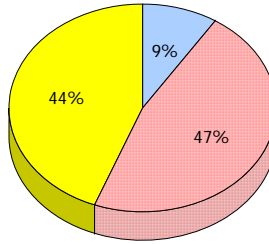
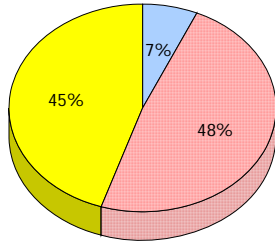
District

Province

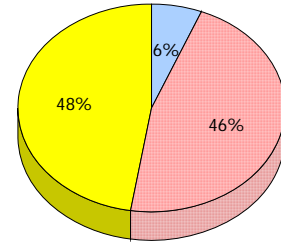
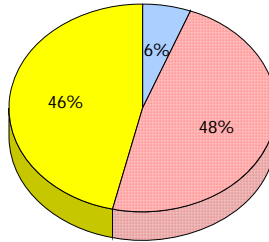
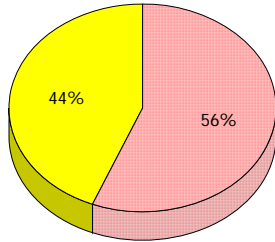
2012
AGR (70)



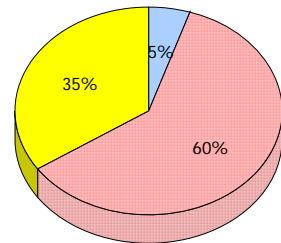
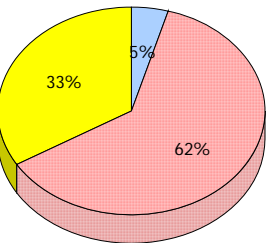
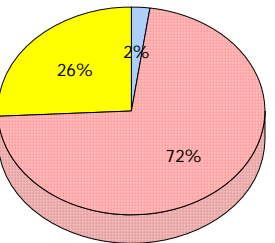
2011
AGR (61)



2010
AGR (58)



2009
AGR (57)



Unknown
 Exemption
 Not Yet Meeting (1 or 2)
 Meeting or Exceeding (3,4,5)

In some cases, CRT numbers may exceed AGR numbers based on late enrolments. Pie chart is based on the number of students who wrote the CRT. Number Operations score is composite of Reasoning, Communication, Connections and Representations, and Problem Solving.

Source: Division of Evaluation and Research, Department of Education

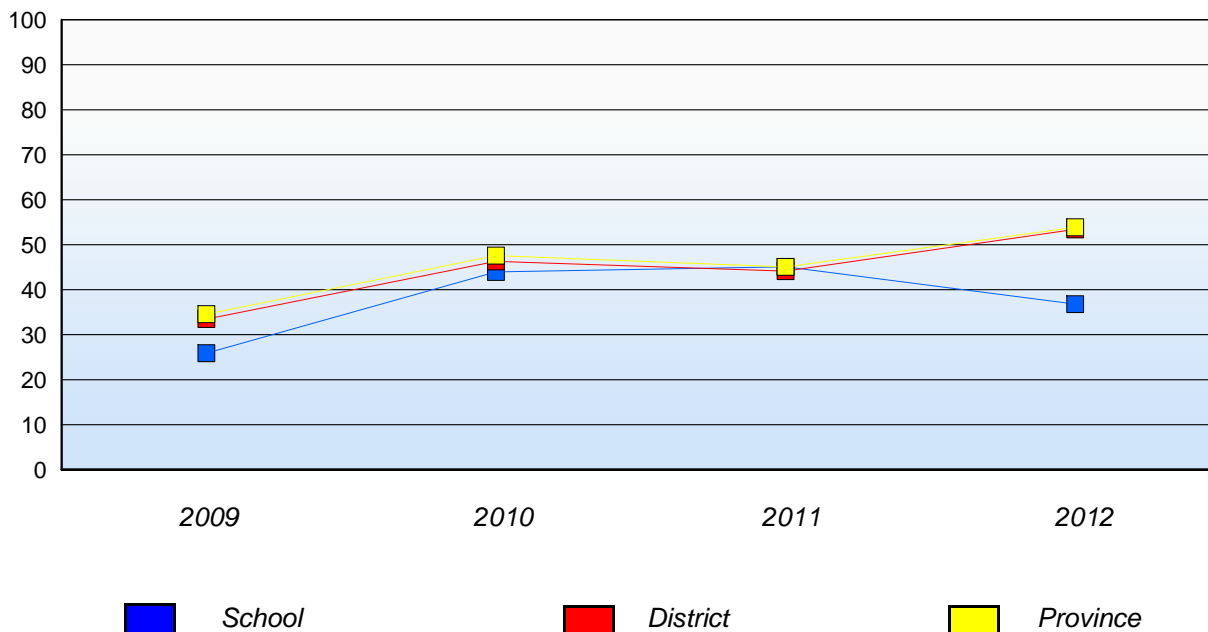
O:\CRT12\4YRTREND\PIES\MTH_6\REPORT\MTH6_4YR_12W.RPT

District 4 - Eastern

School #: 371 Upper Gullies Elementary

Number Operations

Percentage of students at level 3 or above (2009 - 2012)



In some cases, CRT numbers may exceed AGR numbers based on late enrolments. Pie chart is based on the number of students who wrote the CRT. Number Operations score is composite of Reasoning, Communication, Connections and Representations, and Problem Solving.

Source: Division of Evaluation and Research, Department of Education

O:\CRT12\4YRTREND\PIES\MTH_6\REPORT\MTH6_4YR_12W.RPT

Mushuau Innu Natuashish and Peenamin McKenzie School are excluded from district and provincial results.

District 4 - Eastern

School #: 372 St. Bernard's Elementary

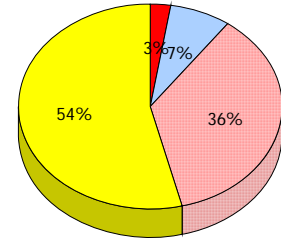
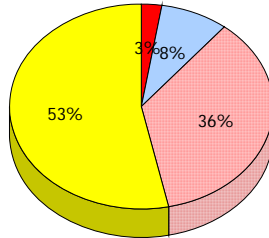
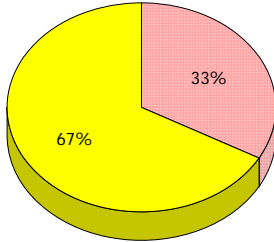
Number Operations

School

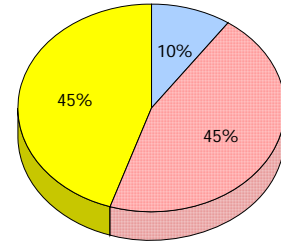
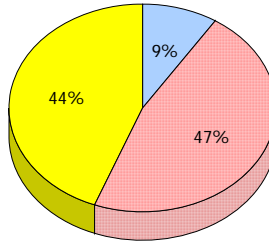
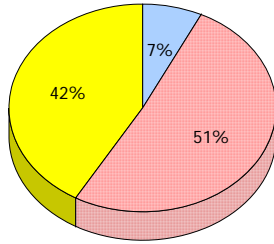
District

Province

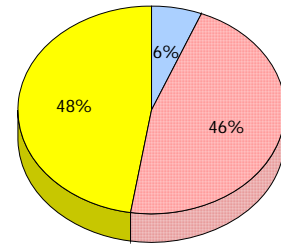
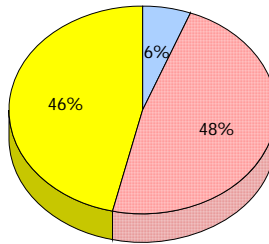
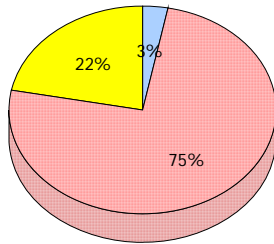
2012
AGR (40)



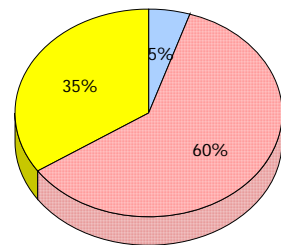
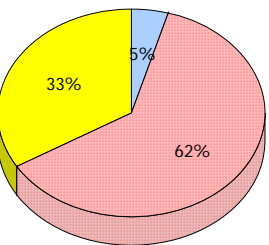
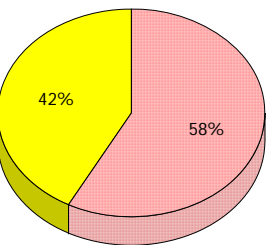
2011
AGR (42)



2010
AGR (34)



2009
AGR (35)



Unknown
 Exemption
 Not Yet Meeting (1 or 2)
 Meeting or Exceeding (3,4,5)

In some cases, CRT numbers may exceed AGR numbers based on late enrolments. Pie chart is based on the number of students who wrote the CRT. Number Operations score is composite of Reasoning, Communication, Connections and Representations, and Problem Solving.

Source: Division of Evaluation and Research, Department of Education

O:\CRT12\4YRTREND\PIES\MTH_6\REPORT\MTH6_4YR_12W.RPT

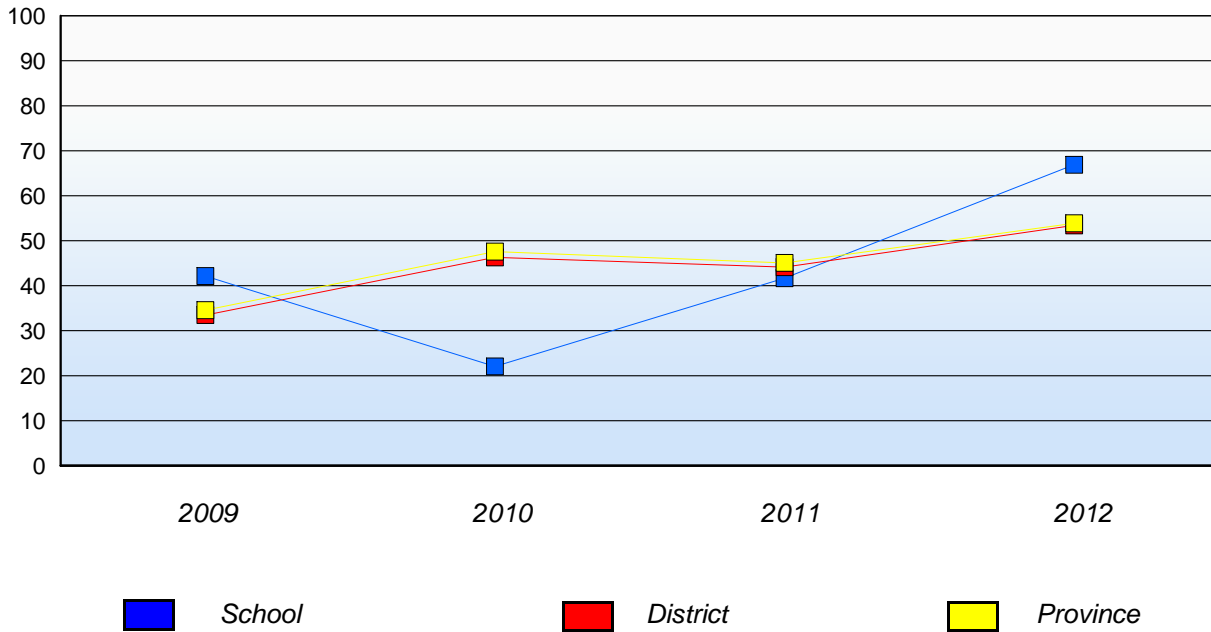
Mushuau Innu Natuashish and Peenamin McKenzie School are excluded from district and provincial results.

District 4 - Eastern

School #: 372 St. Bernard's Elementary

Number Operations

Percentage of students at level 3 or above (2009 - 2012)



In some cases, CRT numbers may exceed AGR numbers based on late enrolments. Pie chart is based on the number of students who wrote the CRT. Number Operations score is composite of Reasoning, Communication, Connections and Representations, and Problem Solving.

Source: Division of Evaluation and Research, Department of Education

O:\CRT12\4YRTREND\PIES\MTH_6\REPORT\MTH6_4YR_12W.RPT

Mushuau Innu Natuashish and Peenamin McKenzie School are excluded from district and provincial results.

District 4 - Eastern

School #: 427 Holy Name of Mary Academy

Number Operations

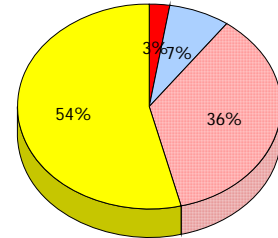
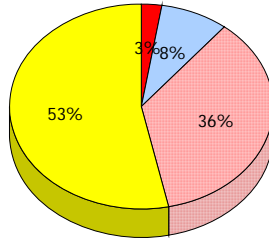
School

District

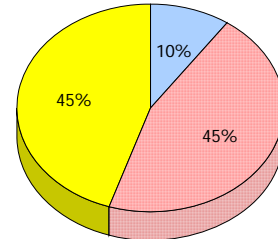
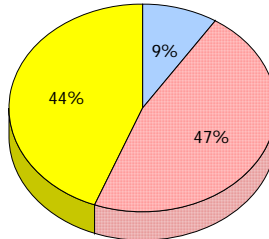
Province

2012
AGR (4)

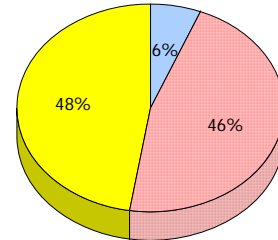
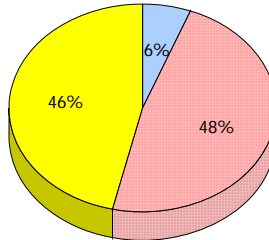
School data with 5 or fewer students withheld for reasons of confidentiality.



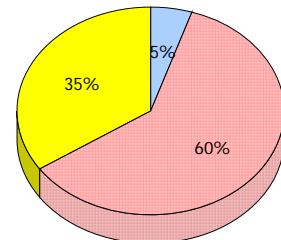
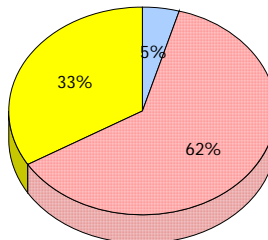
2011
AGR (4)



2010
AGR (11)



2009
AGR (10)



Unknown
 Exemption
 Not Yet Meeting (1 or 2)
 Meeting or Exceeding (3,4,5)

In some cases, CRT numbers may exceed AGR numbers based on late enrolments. Pie chart is based on the number of students who wrote the CRT. Number Operations score is composite of Reasoning, Communication, Connections and Representations, and Problem Solving.

Source: Division of Evaluation and Research, Department of Education

O:\CRT12\4YRTREND\PIES\MTH_6\REPORT\MTH6_4YR_12W.RPT

District 4 - Eastern

School #: 427 Holy Name of Mary Academy

Number Operations

Percentage of students at level 3 or above (2009 - 2012)

School data with 5 or fewer students withheld for reasons of confidentiality.



School



District



Province

District 4 - Eastern

School #: 430 St. Mark's School

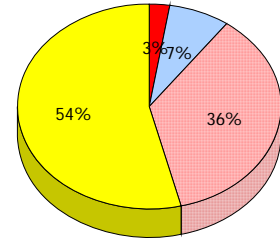
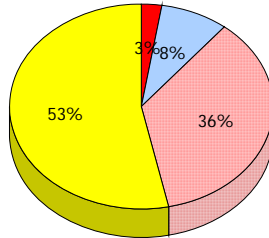
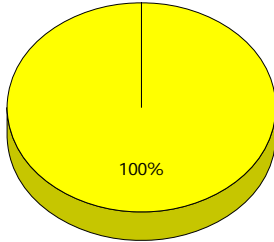
Number Operations

School

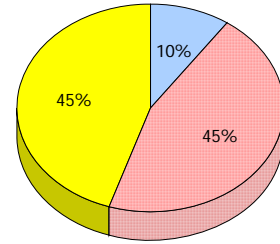
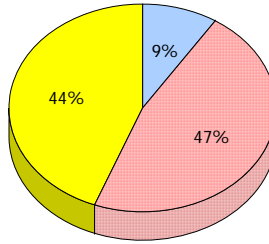
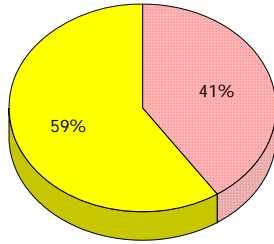
District

Province

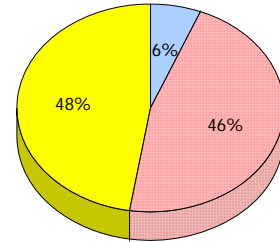
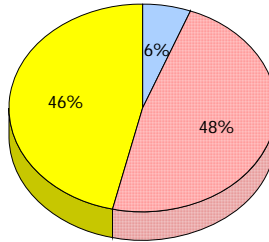
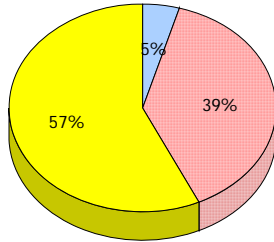
2012
AGR (11)



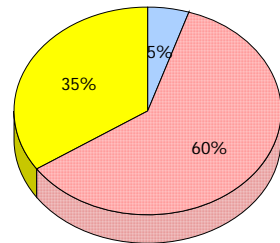
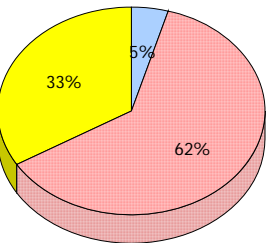
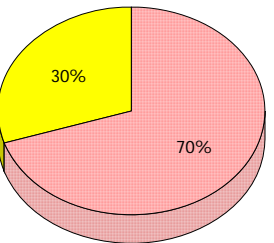
2011
AGR (8)



2010
AGR (11)



2009
AGR (10)



Unknown
 Exemption
 Not Yet Meeting (1 or 2)
 Meeting or Exceeding (3,4,5)

In some cases, CRT numbers may exceed AGR numbers based on late enrolments. Pie chart is based on the number of students who wrote the CRT. Number Operations score is composite of Reasoning, Communication, Connections and Representations, and Problem Solving.

Source: Division of Evaluation and Research, Department of Education

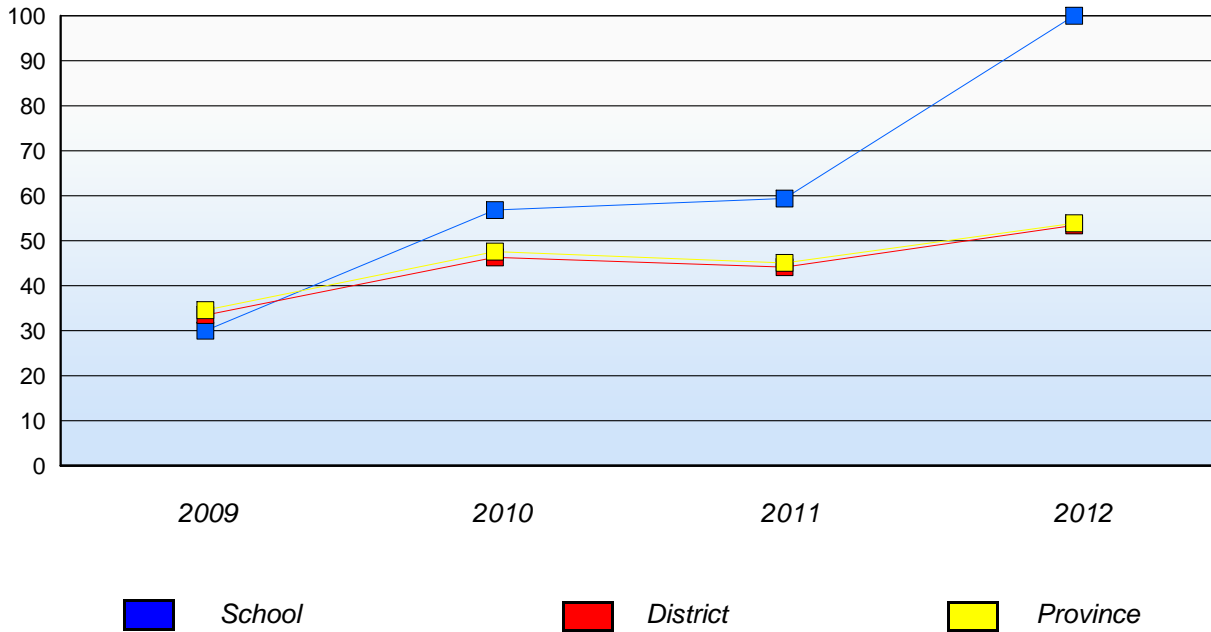
O:\CRT12\4YRTREND\PIES\MTH_6\REPORT\MTH6_4YR_12W.RPT

District 4 - Eastern

School #: 430 St. Mark's School

Number Operations

Percentage of students at level 3 or above (2009 - 2012)



In some cases, CRT numbers may exceed AGR numbers based on late enrolments. Pie chart is based on the number of students who wrote the CRT. Number Operations score is composite of Reasoning, Communication, Connections and Representations, and Problem Solving.

Source: Division of Evaluation and Research, Department of Education

O:\CRT12\4YRTREND\PIES\MTH_6\REPORT\MTH6_4YR_12W.RPT

Mushuau Innu Natuashish and Peenamin McKenzie School are excluded from district and provincial results.

District 4 - Eastern

School #: 431 Southwest Arm Academy

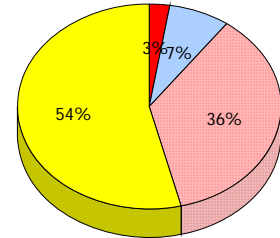
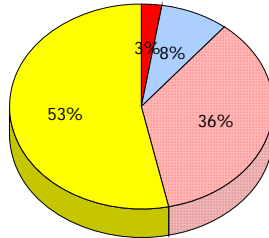
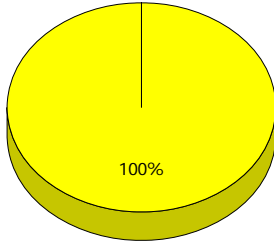
Number Operations

School

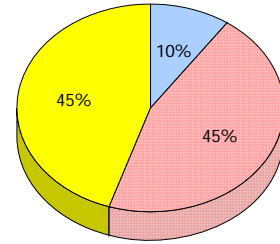
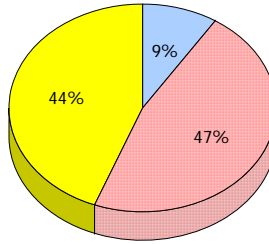
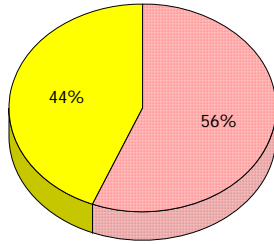
District

Province

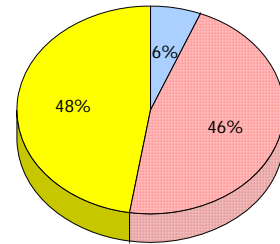
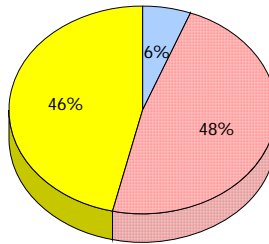
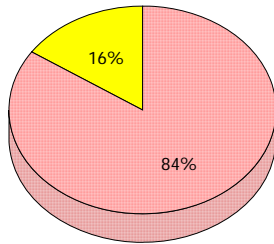
2012
AGR (6)



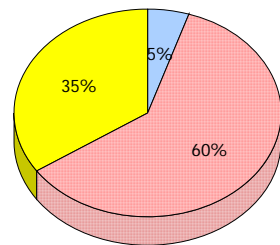
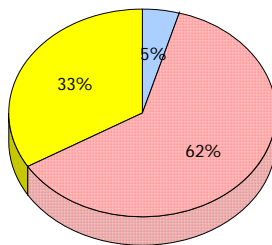
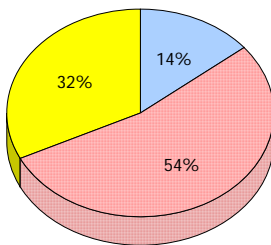
2011
AGR (4)



2010
AGR (8)



2009
AGR (7)



Unknown
 Exemption
 Not Yet Meeting (1 or 2)
 Meeting or Exceeding (3,4,5)

In some cases, CRT numbers may exceed AGR numbers based on late enrolments. Pie chart is based on the number of students who wrote the CRT. Number Operations score is composite of Reasoning, Communication, Connections and Representations, and Problem Solving.

Source: Division of Evaluation and Research, Department of Education

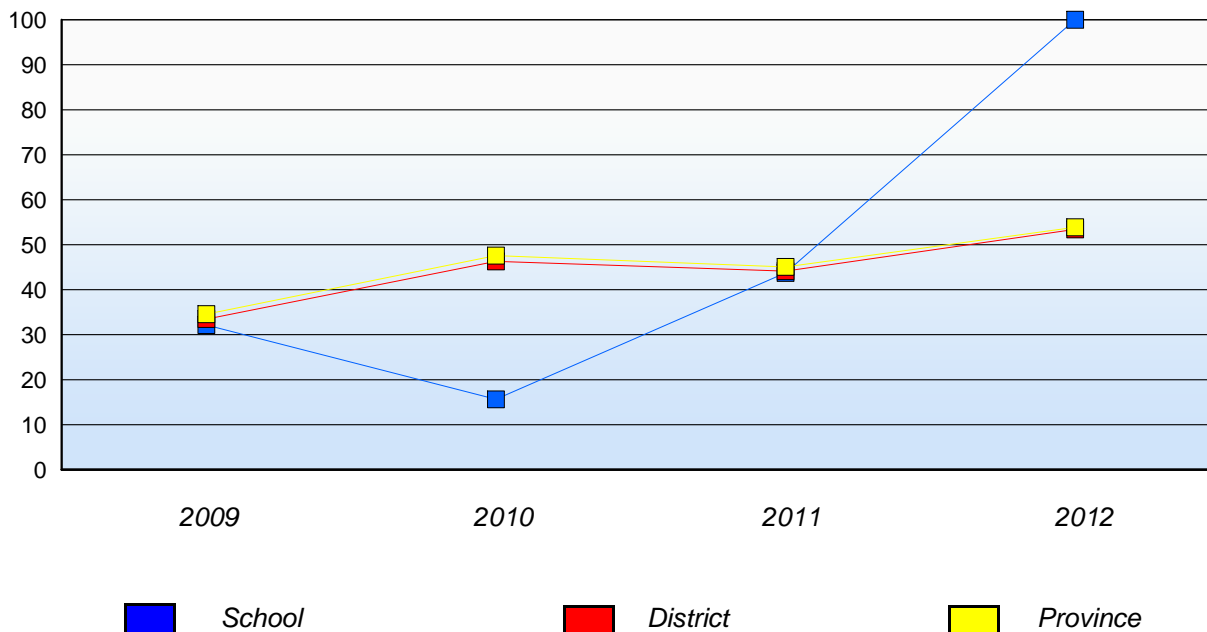
O:\CRT12\4YRTREND\PIES\MTH_6\REPORT\MTH6_4YR_12W.RPT

District 4 - Eastern

School #: 431 Southwest Arm Academy

Number Operations

Percentage of students at level 3 or above (2009 - 2012)



In some cases, CRT numbers may exceed AGR numbers based on late enrolments. Pie chart is based on the number of students who wrote the CRT. Number Operations score is composite of Reasoning, Communication, Connections and Representations, and Problem Solving.

Source: Division of Evaluation and Research, Department of Education

O:\CRT12\4YRTREND\PIES\MTH_6\REPORT\MTH6_4YR_12W.RPT

Mushuau Innu Natuashish and Peenamin McKenzie School are excluded from district and provincial results.

District 4 - Eastern

School #: 433 Tricon Elementary

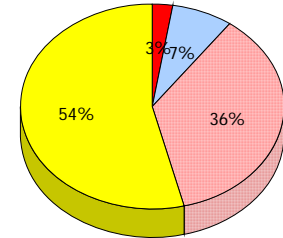
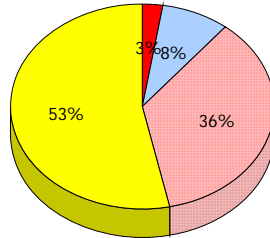
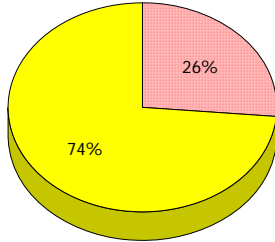
Number Operations

School

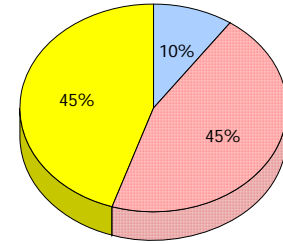
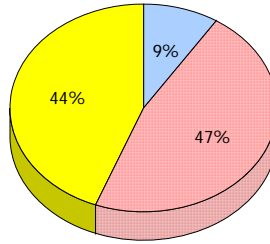
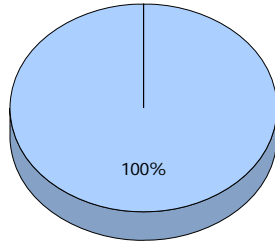
District

Province

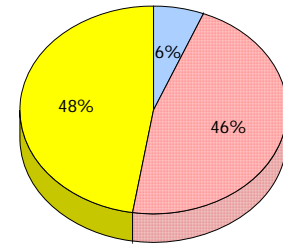
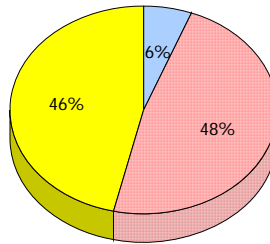
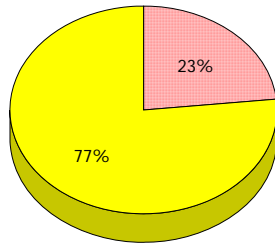
2012
AGR (17)



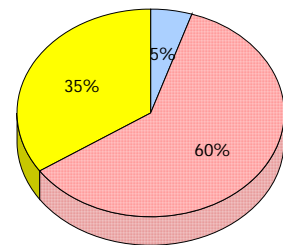
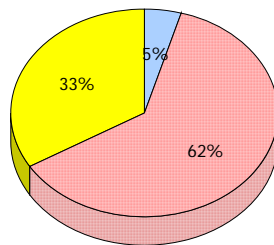
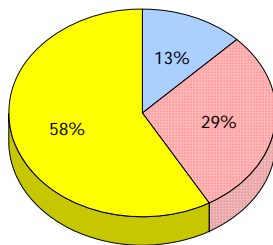
2011
AGR (15)



2010
AGR (15)



2009
AGR (12)



Unknown
 Exemption
 Not Yet Meeting (1 or 2)
 Meeting or Exceeding (3,4,5)

In some cases, CRT numbers may exceed AGR numbers based on late enrolments. Pie chart is based on the number of students who wrote the CRT. Number Operations score is composite of Reasoning, Communication, Connections and Representations, and Problem Solving.

Source: Division of Evaluation and Research, Department of Education

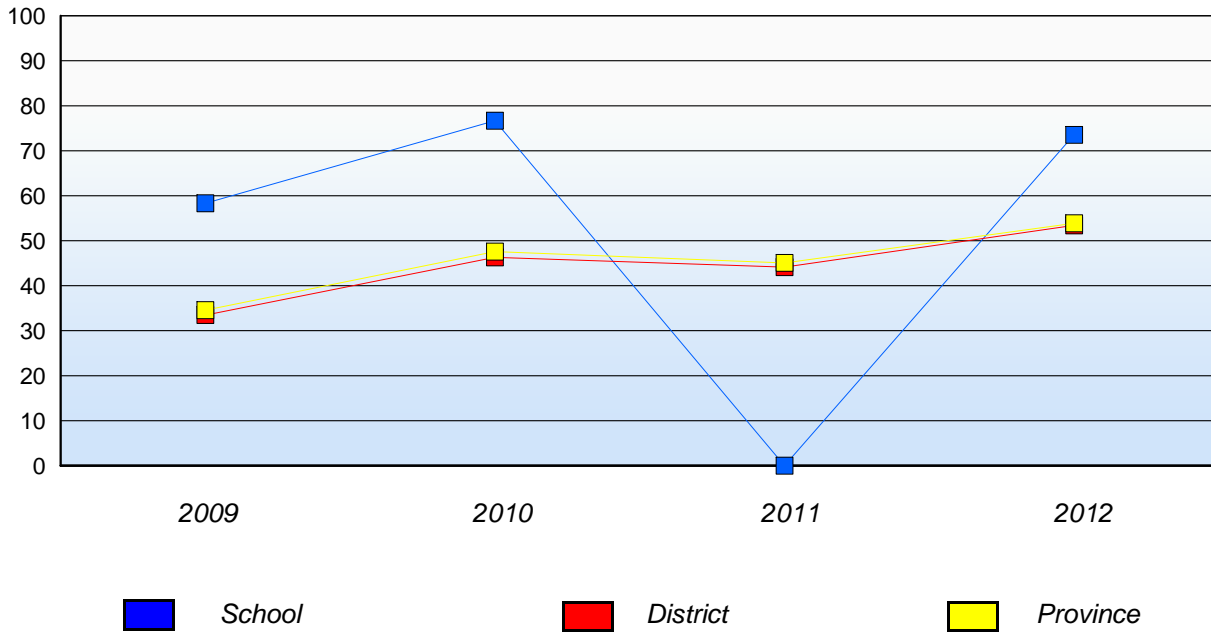
O:\CRT12\4YRTREND\PIES\MTH_6\REPORT\MTH6_4YR_12W.RPT

District 4 - Eastern

School #: 433 Tricon Elementary

Number Operations

Percentage of students at level 3 or above (2009 - 2012)



In some cases, CRT numbers may exceed AGR numbers based on late enrolments. Pie chart is based on the number of students who wrote the CRT. Number Operations score is composite of Reasoning, Communication, Connections and Representations, and Problem Solving.

Source: Division of Evaluation and Research, Department of Education

O:\CRT12\4YRTREND\PIES\MTH_6\REPORT\MTH6_4YR_12W.RPT

Mushuau Innu Natuashish and Peenamin McKenzie School are excluded from district and provincial results.

District 4 - Eastern

School #: 435 St. Anne's Academy

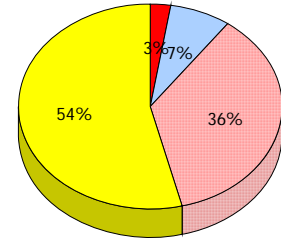
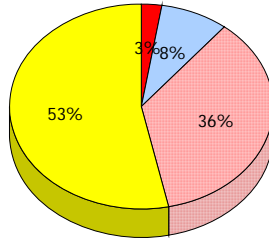
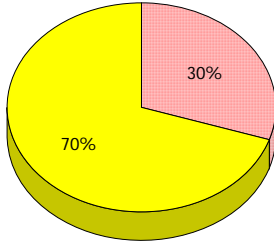
Number Operations

School

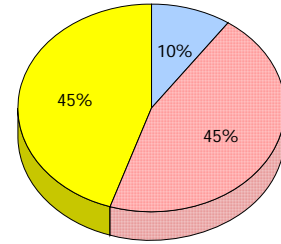
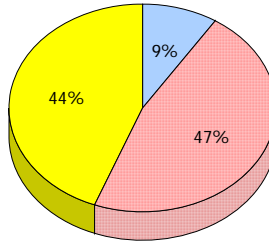
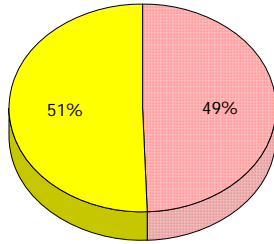
District

Province

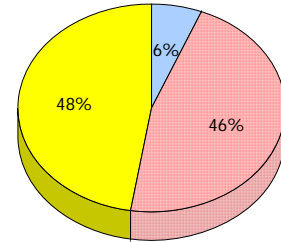
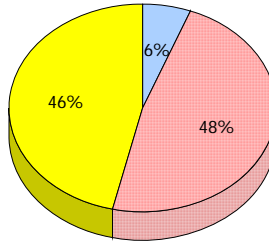
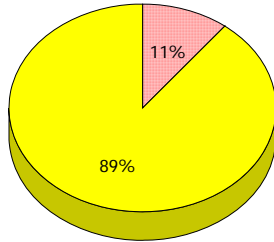
2012
AGR (45)



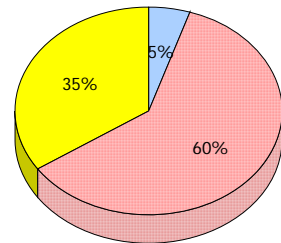
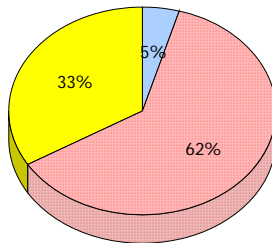
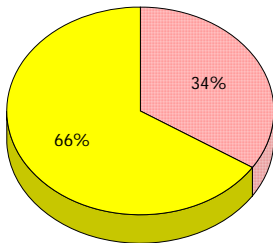
2011
AGR (35)



2010
AGR (19)



2009
AGR (27)



Unknown
 Exemption
 Not Yet Meeting (1 or 2)
 Meeting or Exceeding (3,4,5)

In some cases, CRT numbers may exceed AGR numbers based on late enrolments. Pie chart is based on the number of students who wrote the CRT. Number Operations score is composite of Reasoning, Communication, Connections and Representations, and Problem Solving.

Source: Division of Evaluation and Research, Department of Education

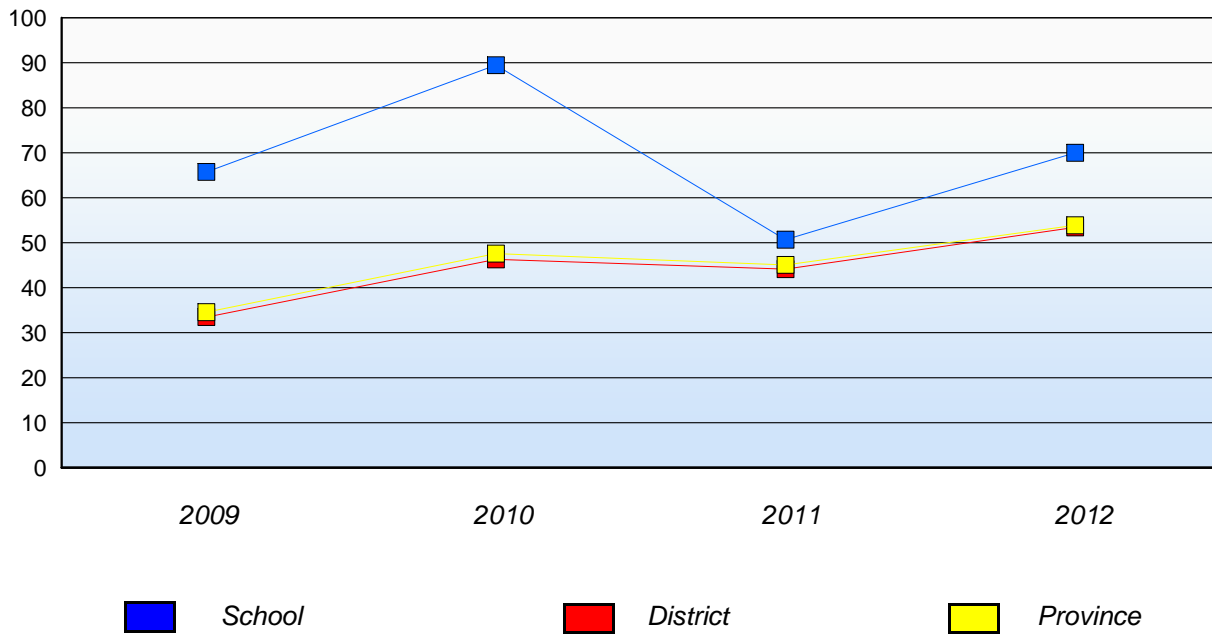
O:\CRT12\4YRTREND\PIES\MTH_6\REPORT\MTH6_4YR_12W.RPT

District 4 - Eastern

School #: 435 St. Anne's Academy

Number Operations

Percentage of students at level 3 or above (2009 - 2012)



In some cases, CRT numbers may exceed AGR numbers based on late enrolments. Pie chart is based on the number of students who wrote the CRT. Number Operations score is composite of Reasoning, Communication, Connections and Representations, and Problem Solving.

Source: Division of Evaluation and Research, Department of Education

O:\CRT12\4YRTREND\PIES\MTH_6\REPORT\MTH6_4YR_12W.RPT

Mushuau Innu Natuashish and Peenamin McKenzie School are excluded from district and provincial results.

District 4 - Eastern

School #: 438 Epiphany Elementary

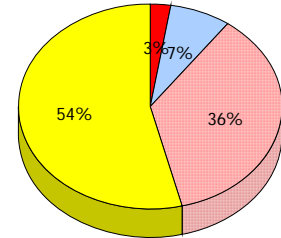
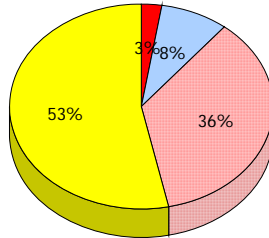
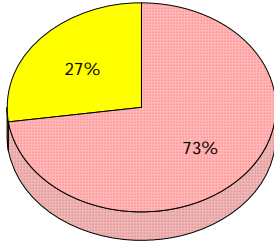
Number Operations

School

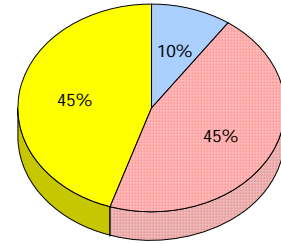
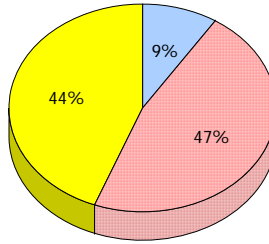
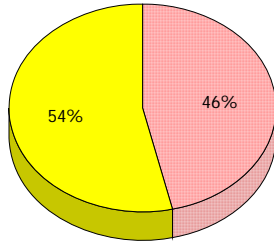
District

Province

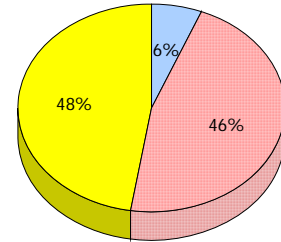
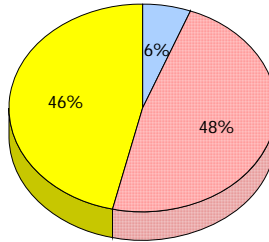
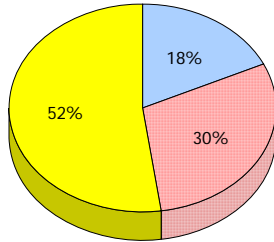
2012
AGR (11)



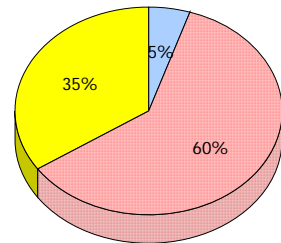
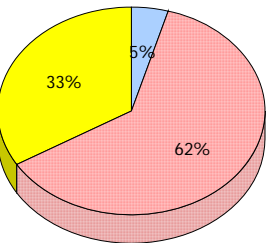
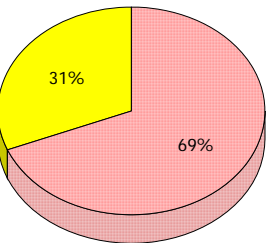
2011
AGR (7)



2010
AGR (11)



2009
AGR (8)



Unknown
 Exemption
 Not Yet Meeting (1 or 2)
 Meeting or Exceeding (3,4,5)

In some cases, CRT numbers may exceed AGR numbers based on late enrolments. Pie chart is based on the number of students who wrote the CRT. Number Operations score is composite of Reasoning, Communication, Connections and Representations, and Problem Solving.

Source: Division of Evaluation and Research, Department of Education

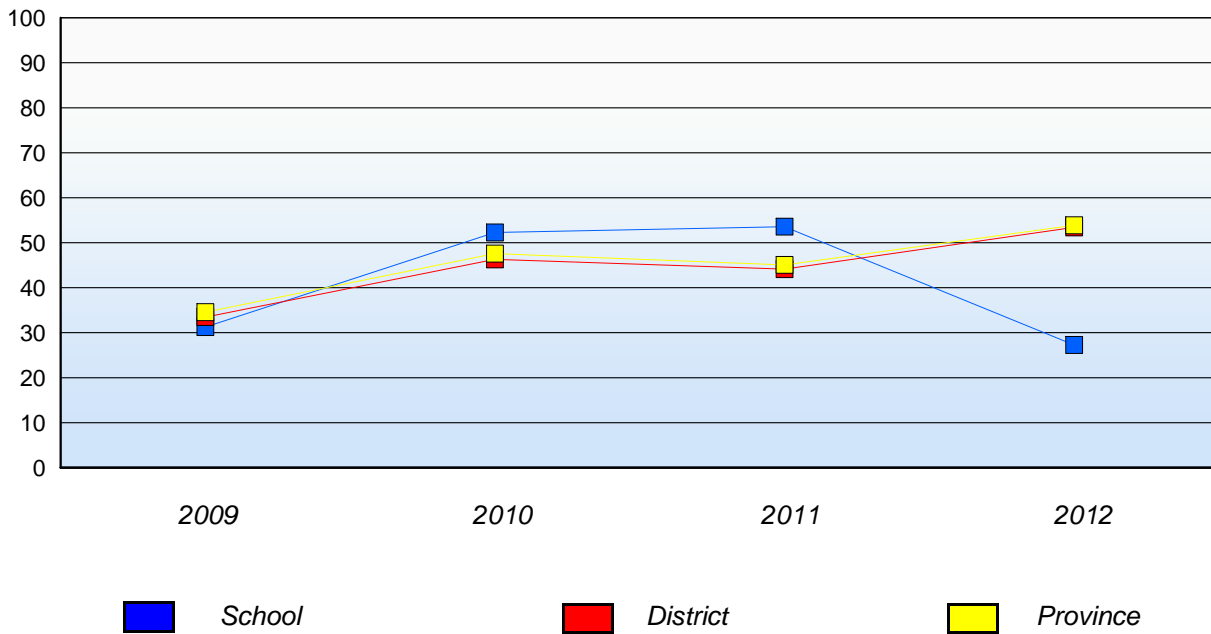
O:\CRT12\4YRTREND\PIES\MTH_6\REPORT\MTH6_4YR_12W.RPT

District 4 - Eastern

School #: 438 Epiphany Elementary

Number Operations

Percentage of students at level 3 or above (2009 - 2012)



In some cases, CRT numbers may exceed AGR numbers based on late enrolments. Pie chart is based on the number of students who wrote the CRT. Number Operations score is composite of Reasoning, Communication, Connections and Representations, and Problem Solving.

Source: Division of Evaluation and Research, Department of Education

O:\CRT12\4YRTREND\PIES\MTH_6\REPORT\MTH6_4YR_12W.RPT

Mushuau Innu Natuashish and Peenamin McKenzie School are excluded from district and provincial results.

District 4 - Eastern

School #: 442 Persalvic Elementary

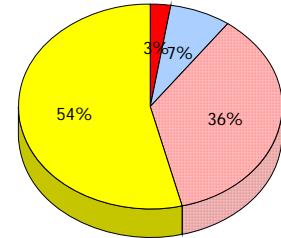
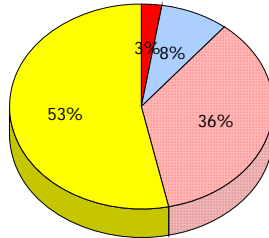
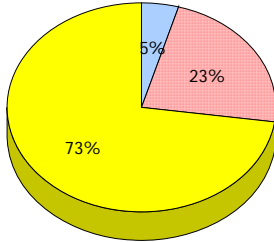
Number Operations

School

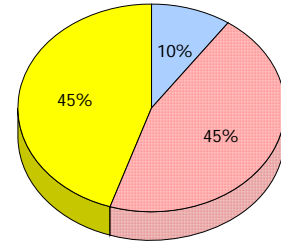
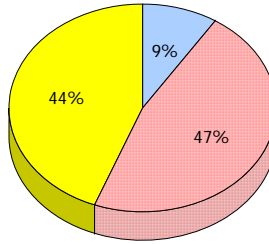
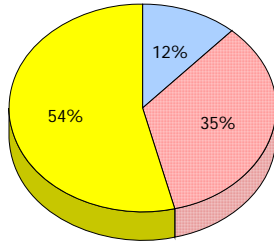
District

Province

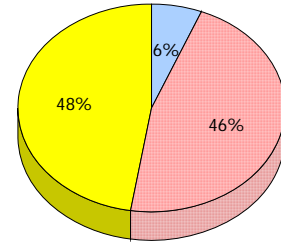
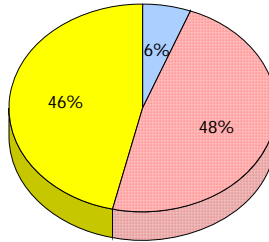
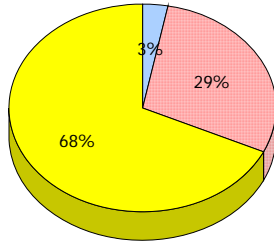
2012
AGR (22)



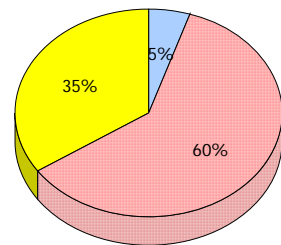
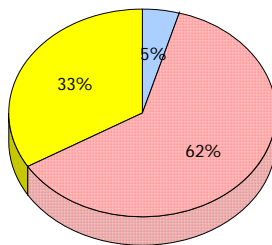
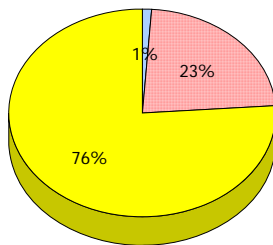
2011
AGR (26)



2010
AGR (32)



2009
AGR (24)



Unknown
 Exemption
 Not Yet Meeting (1 or 2)
 Meeting or Exceeding (3,4,5)

In some cases, CRT numbers may exceed AGR numbers based on late enrolments. Pie chart is based on the number of students who wrote the CRT. Number Operations score is composite of Reasoning, Communication, Connections and Representations, and Problem Solving.

Source: Division of Evaluation and Research, Department of Education

O:\CRT12\4YRTREND\PIES\MTH_6\REPORT\MTH6_4YR_12W.RPT

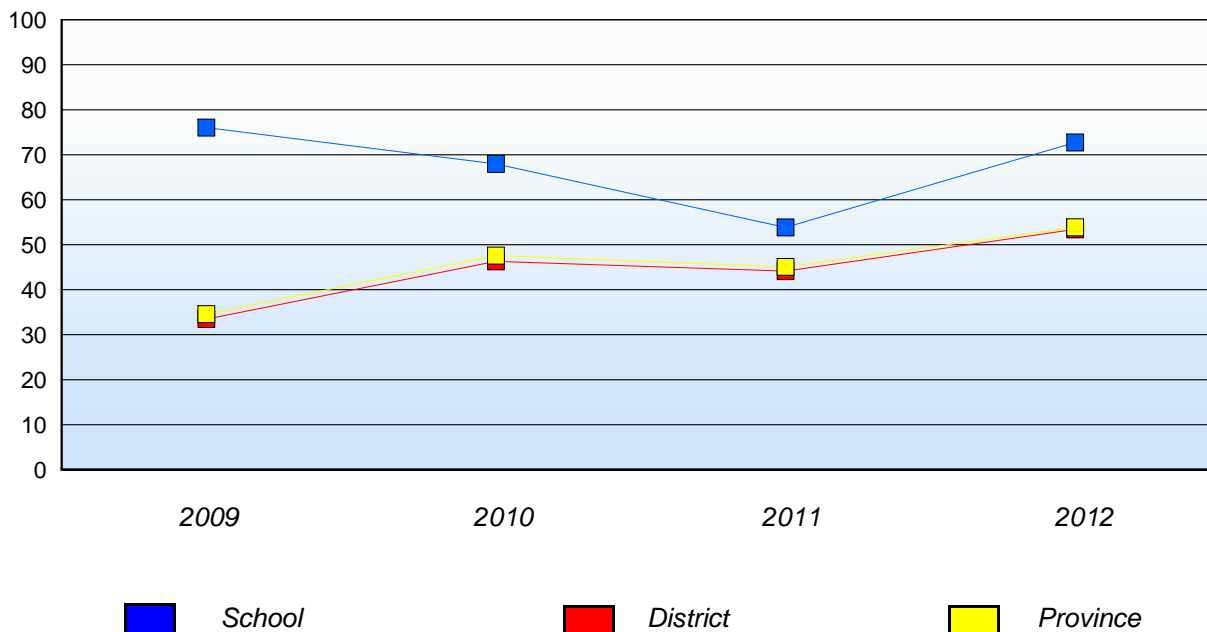
Mushuau Innu Natuashish and Peenamin McKenzie School are excluded from district and provincial results.

District 4 - Eastern

School #: 442 Persalvic Elementary

Number Operations

Percentage of students at level 3 or above (2009 - 2012)



In some cases, CRT numbers may exceed AGR numbers based on late enrolments. Pie chart is based on the number of students who wrote the CRT. Number Operations score is composite of Reasoning, Communication, Connections and Representations, and Problem Solving.

Source: Division of Evaluation and Research, Department of Education

O:\CRT12\4YRTREND\PIES\MTH_6\REPORT\MTH6_4YR_12W.RPT

Mushuau Innu Natuashish and Peenamin McKenzie School are excluded from district and provincial results.

District 4 - Eastern

School #: 444 Cabot Academy

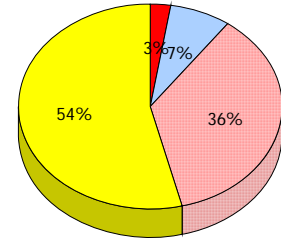
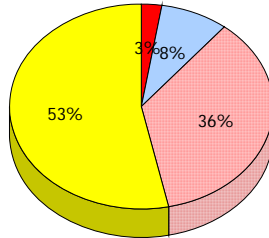
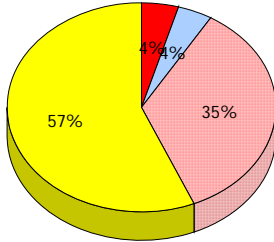
Number Operations

School

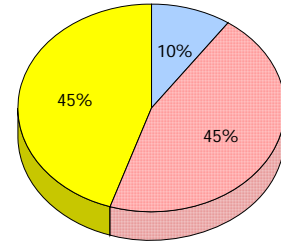
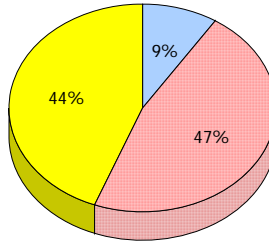
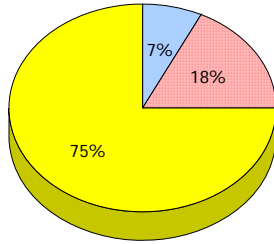
District

Province

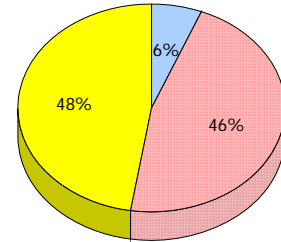
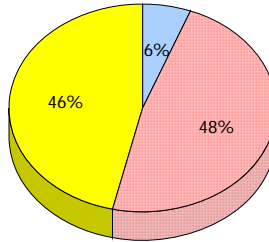
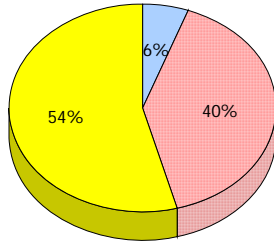
2012
AGR (23)



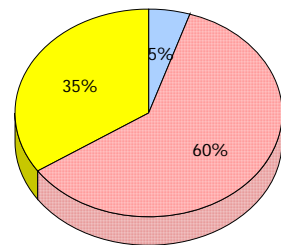
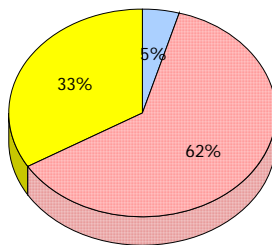
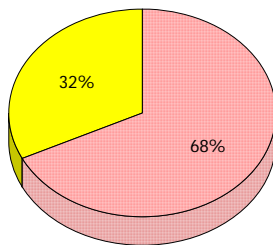
2011
AGR (14)



2010
AGR (18)



2009
AGR (21)



Unknown
 Exemption
 Not Yet Meeting (1 or 2)
 Meeting or Exceeding (3,4,5)

In some cases, CRT numbers may exceed AGR numbers based on late enrolments. Pie chart is based on the number of students who wrote the CRT. Number Operations score is composite of Reasoning, Communication, Connections and Representations, and Problem Solving.

Source: Division of Evaluation and Research, Department of Education

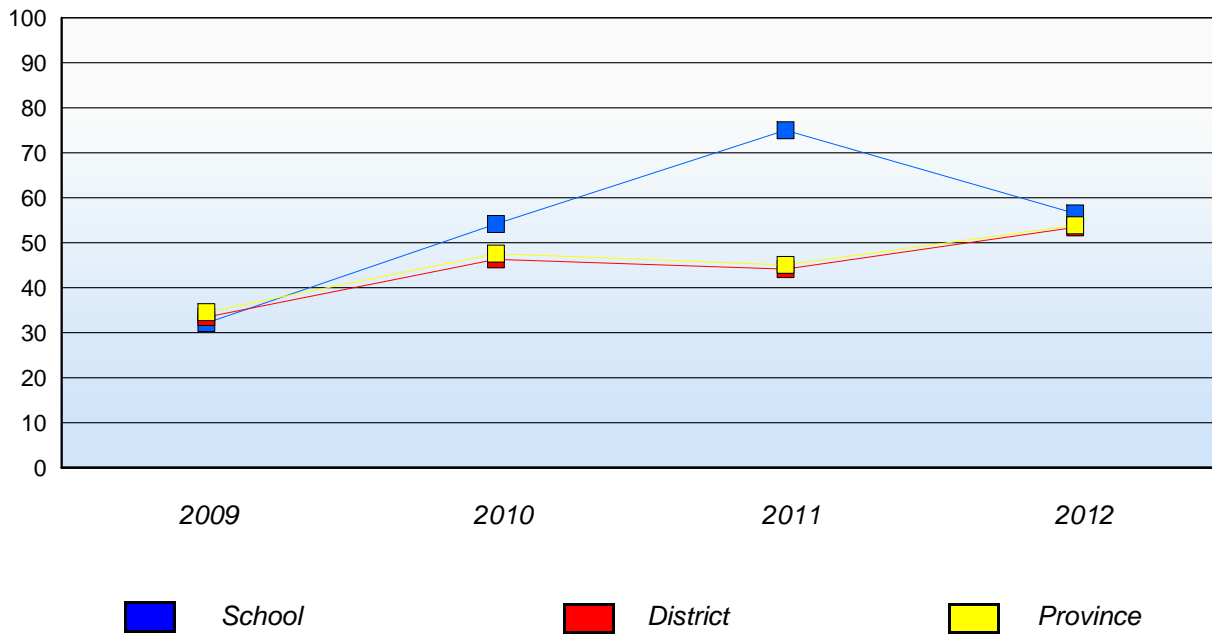
O:\CRT12\4YRTREND\PIES\MTH_6\REPORT\MTH6_4YR_12W.RPT

District 4 - Eastern

School #: 444 Cabot Academy

Number Operations

Percentage of students at level 3 or above (2009 - 2012)



In some cases, CRT numbers may exceed AGR numbers based on late enrolments. Pie chart is based on the number of students who wrote the CRT. Number Operations score is composite of Reasoning, Communication, Connections and Representations, and Problem Solving.

Source: Division of Evaluation and Research, Department of Education

O:\CRT12\4YRTREND\PIES\MTH_6\REPORT\MTH6_4YR_12W.RPT

Mushuau Innu Natuashish and Peenamin McKenzie School are excluded from district and provincial results.

District 4 - Eastern

School #: 446 Whitbourne Elementary

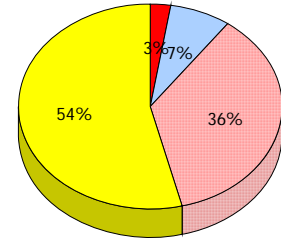
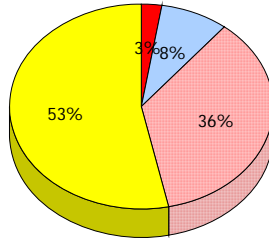
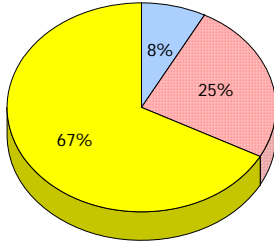
Number Operations

School

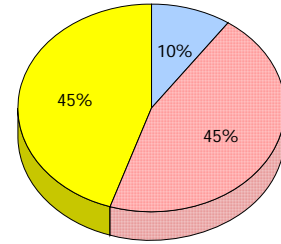
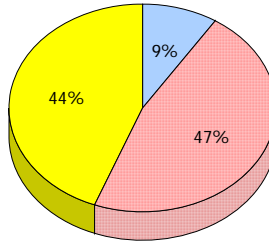
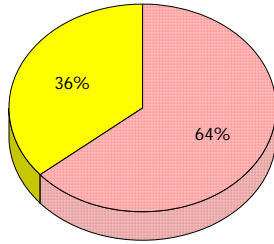
District

Province

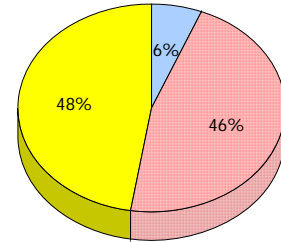
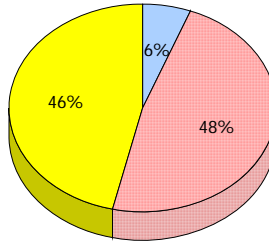
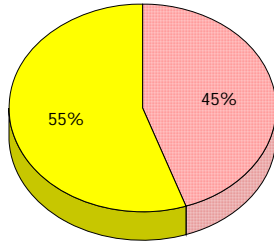
2012
AGR (13)



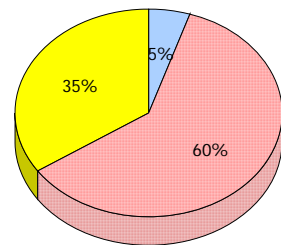
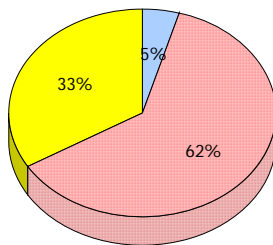
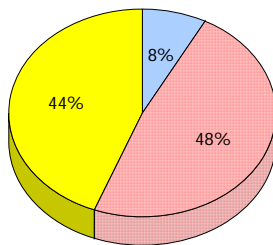
2011
AGR (18)



2010
AGR (19)



2009
AGR (13)



Unknown
 Exemption
 Not Yet Meeting (1 or 2)
 Meeting or Exceeding (3,4,5)

In some cases, CRT numbers may exceed AGR numbers based on late enrolments. Pie chart is based on the number of students who wrote the CRT. Number Operations score is composite of Reasoning, Communication, Connections and Representations, and Problem Solving.

Source: Division of Evaluation and Research, Department of Education

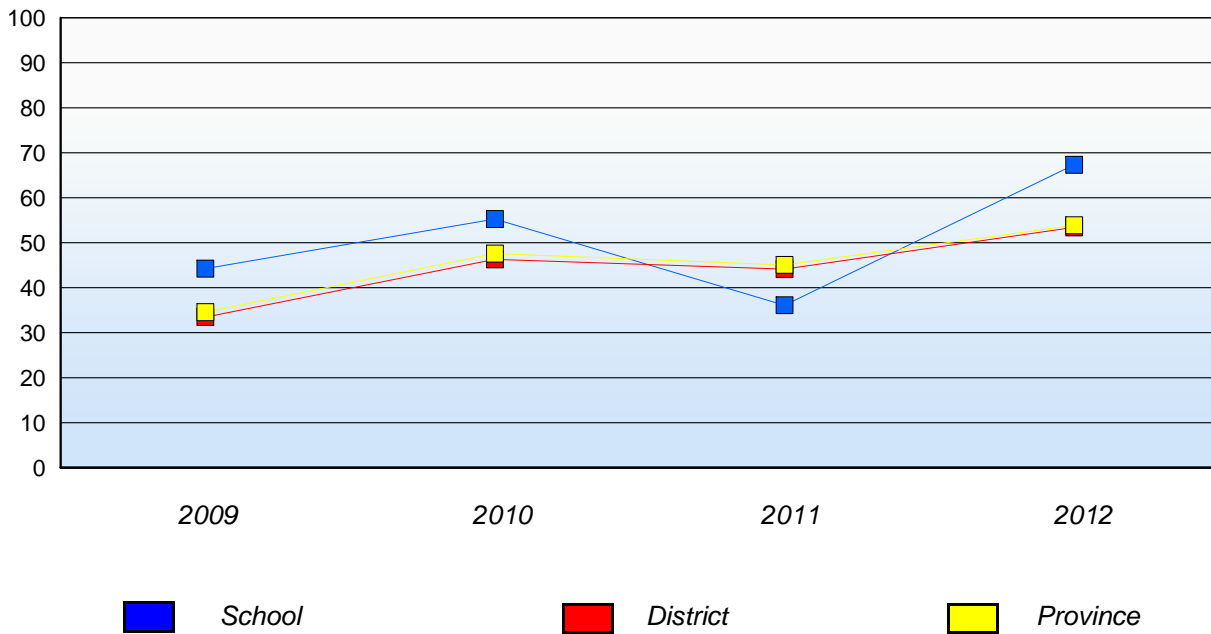
O:\CRT12\4YRTREND\PIES\MTH_6\REPORT\MTH6_4YR_12W.RPT

District 4 - Eastern

School #: 446 Whitbourne Elementary

Number Operations

Percentage of students at level 3 or above (2009 - 2012)



In some cases, CRT numbers may exceed AGR numbers based on late enrolments. Pie chart is based on the number of students who wrote the CRT. Number Operations score is composite of Reasoning, Communication, Connections and Representations, and Problem Solving.

Source: Division of Evaluation and Research, Department of Education

O:\CRT12\4YRTREND\PIES\MTH_6\REPORT\MTH6_4YR_12W.RPT

Mushuau Innu Natuashish and Peenamin McKenzie School are excluded from district and provincial results.

District 4 - Eastern

School #: 447 Baltimore School Complex

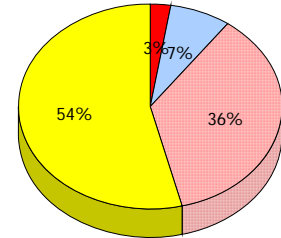
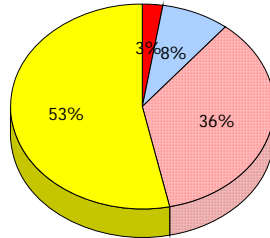
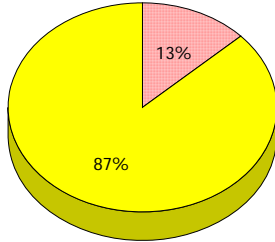
Number Operations

School

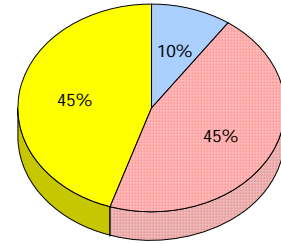
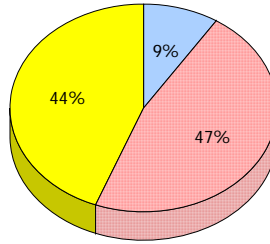
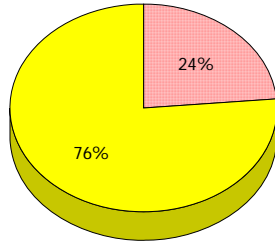
District

Province

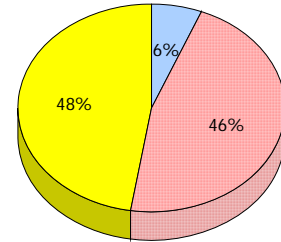
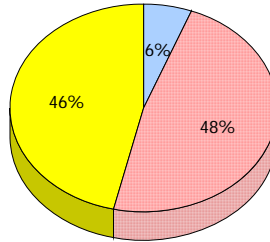
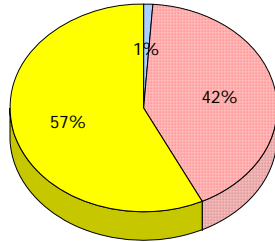
2012
AGR (19)



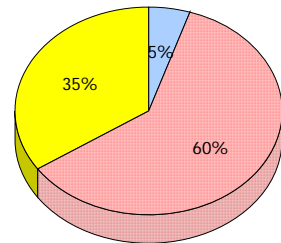
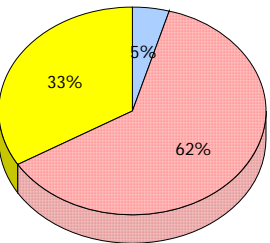
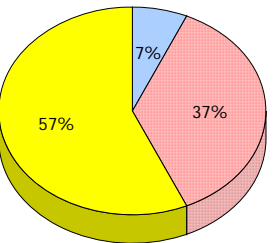
2011
AGR (18)



2010
AGR (24)



2009
AGR (19)



Unknown
 Exemption
 Not Yet Meeting (1 or 2)
 Meeting or Exceeding (3,4,5)

In some cases, CRT numbers may exceed AGR numbers based on late enrolments. Pie chart is based on the number of students who wrote the CRT. Number Operations score is composite of Reasoning, Communication, Connections and Representations, and Problem Solving.

Source: Division of Evaluation and Research, Department of Education

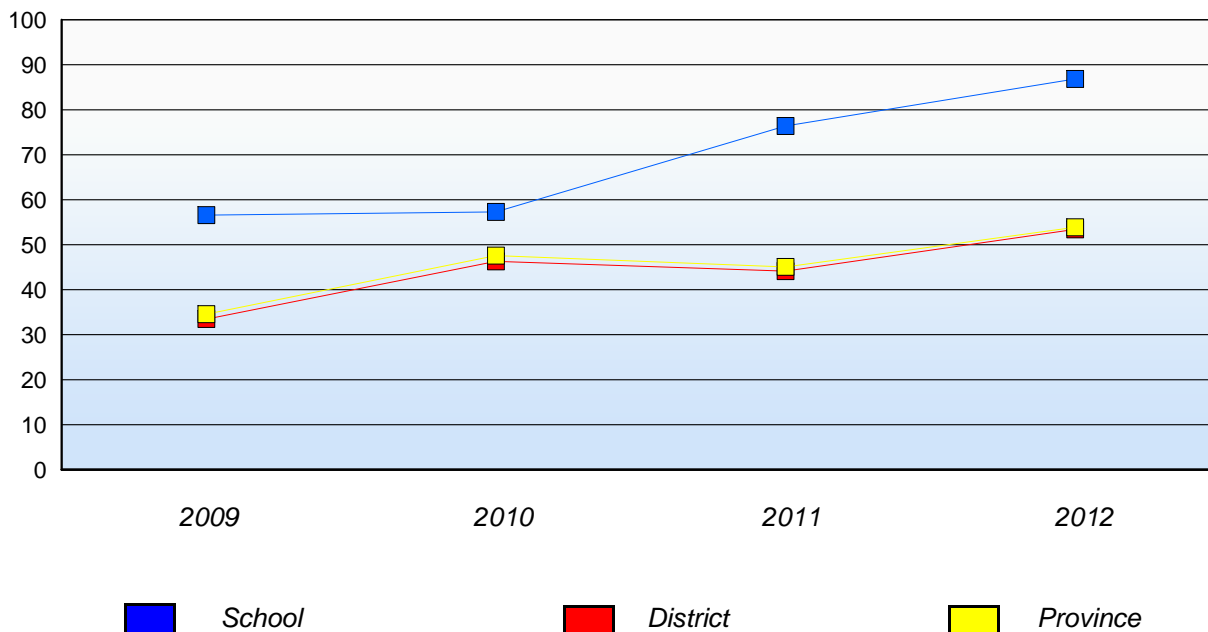
O:\CRT12\4YRTREND\PIES\MTH_6\REPORT\MTH6_4YR_12W.RPT

District 4 - Eastern

School #: 447 Baltimore School Complex

Number Operations

Percentage of students at level 3 or above (2009 - 2012)



In some cases, CRT numbers may exceed AGR numbers based on late enrolments. Pie chart is based on the number of students who wrote the CRT. Number Operations score is composite of Reasoning, Communication, Connections and Representations, and Problem Solving.

Source: Division of Evaluation and Research, Department of Education

O:\CRT12\4YRTREND\PIES\MTH_6\REPORT\MTH6_4YR_12W.RPT

Mushuau Innu Natuashish and Peenamin McKenzie School are excluded from district and provincial results.

District 4 - Eastern

School #: 468 Hazelwood Elementary

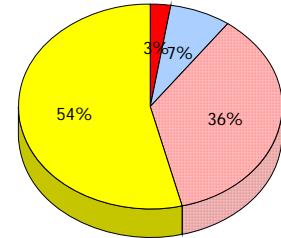
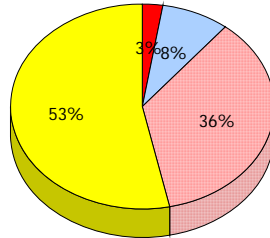
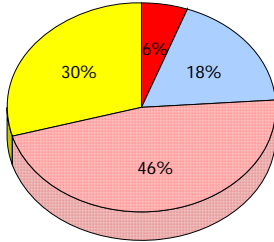
Number Operations

School

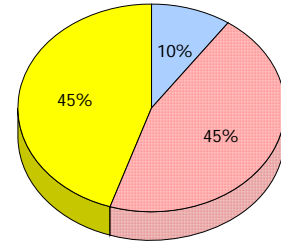
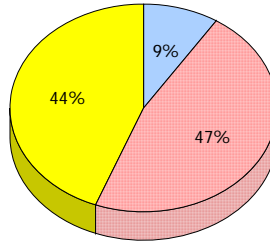
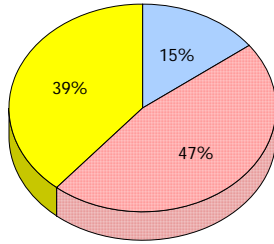
District

Province

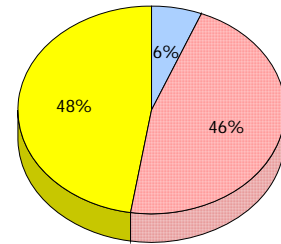
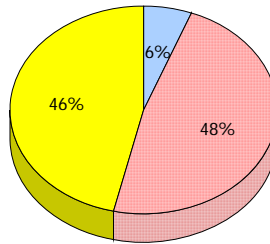
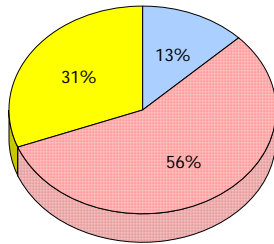
2012
AGR (71)



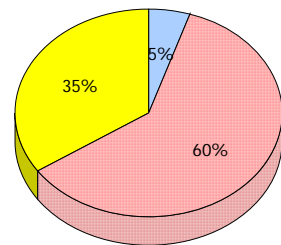
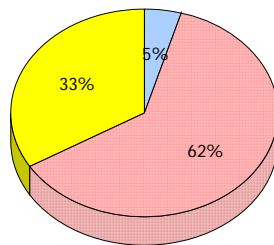
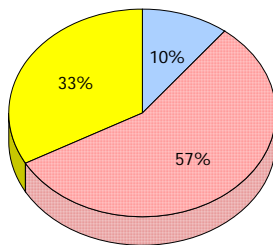
2011
AGR (89)



2010
AGR (78)



2009
AGR (96)



Unknown
 Exemption
 Not Yet Meeting (1 or 2)
 Meeting or Exceeding (3,4,5)

In some cases, CRT numbers may exceed AGR numbers based on late enrolments. Pie chart is based on the number of students who wrote the CRT. Number Operations score is composite of Reasoning, Communication, Connections and Representations, and Problem Solving.

Source: Division of Evaluation and Research, Department of Education

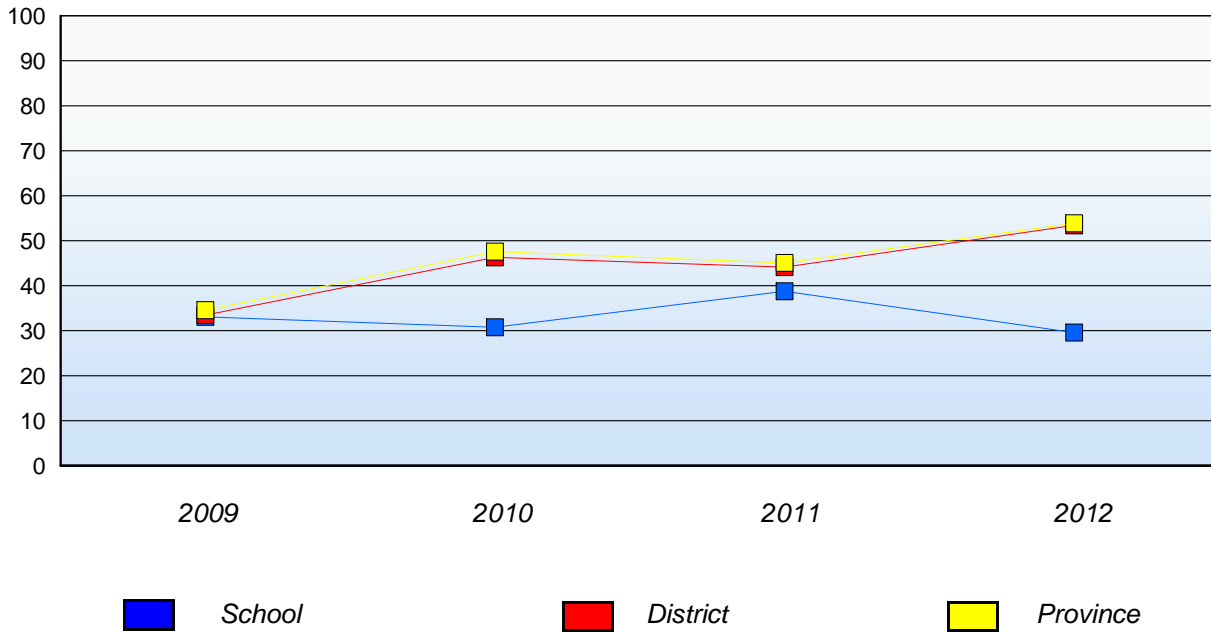
O:\CRT12\4YRTREND\PIES\MTH_6\REPORT\MTH6_4YR_12W.RPT

District 4 - Eastern

School #: 468 Hazelwood Elementary

Number Operations

Percentage of students at level 3 or above (2009 - 2012)



In some cases, CRT numbers may exceed AGR numbers based on late enrolments. Pie chart is based on the number of students who wrote the CRT. Number Operations score is composite of Reasoning, Communication, Connections and Representations, and Problem Solving.

Source: Division of Evaluation and Research, Department of Education

O:\CRT12\4YRTREND\PIES\MTH_6\REPORT\MTH6_4YR_12W.RPT

Mushuau Innu Natuashish and Peenamin McKenzie School are excluded from district and provincial results.

District 4 - Eastern

School #: 473 Cape St. Francis Elementary

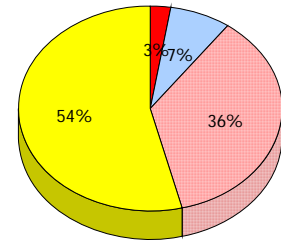
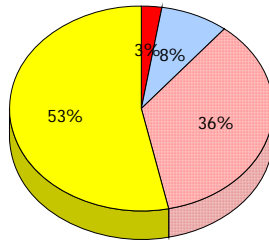
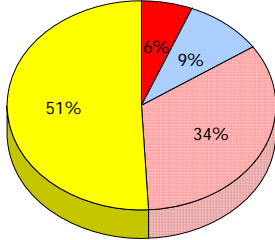
Number Operations

School

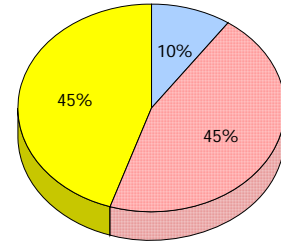
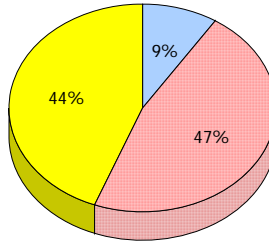
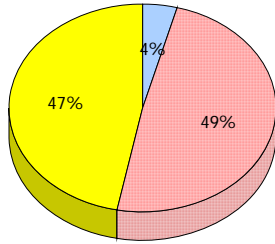
District

Province

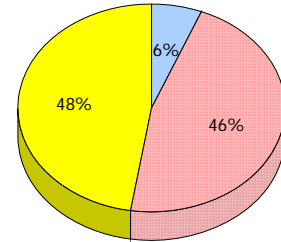
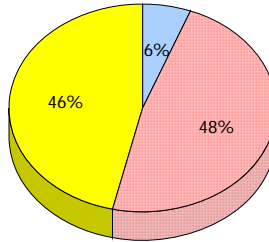
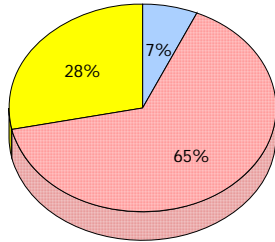
2012
AGR (32)



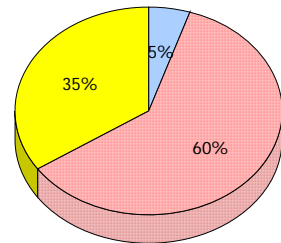
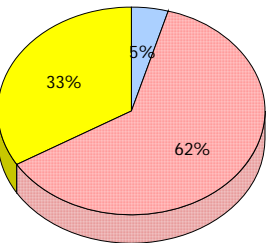
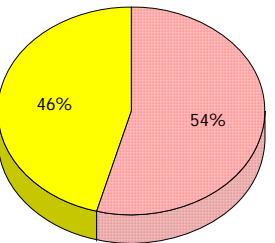
2011
AGR (49)



2010
AGR (30)



2009
AGR (35)



Unknown
 Exemption
 Not Yet Meeting (1 or 2)
 Meeting or Exceeding (3,4,5)

In some cases, CRT numbers may exceed AGR numbers based on late enrolments. Pie chart is based on the number of students who wrote the CRT. Number Operations score is composite of Reasoning, Communication, Connections and Representations, and Problem Solving.

Source: Division of Evaluation and Research, Department of Education

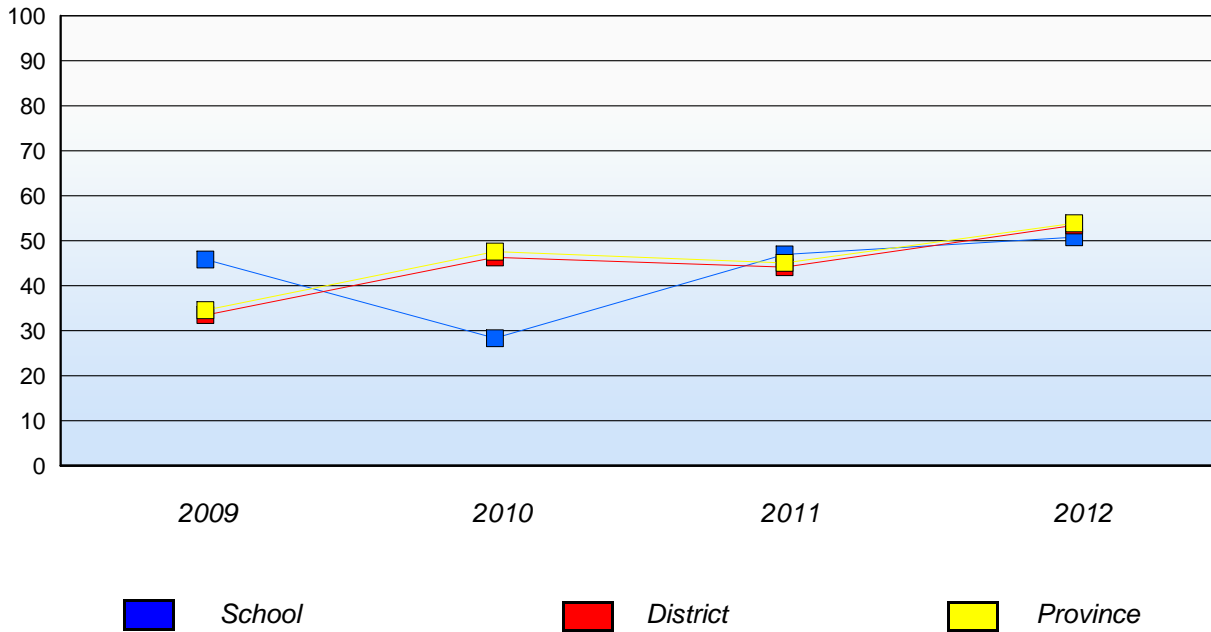
O:\CRT12\4YRTREND\PIES\MTH_6\REPORT\MTH6_4YR_12W.RPT

District 4 - Eastern

School #: 473 Cape St. Francis Elementary

Number Operations

Percentage of students at level 3 or above (2009 - 2012)



In some cases, CRT numbers may exceed AGR numbers based on late enrolments. Pie chart is based on the number of students who wrote the CRT. Number Operations score is composite of Reasoning, Communication, Connections and Representations, and Problem Solving.

Source: Division of Evaluation and Research, Department of Education

O:\CRT12\4YRTREND\PIES\MTH_6\REPORT\MTH6_4YR_12W.RPT

Mushuau Innu Natuashish and Peenamin McKenzie School are excluded from district and provincial results.

District 4 - Eastern

School #: 924 Tricentia Academy

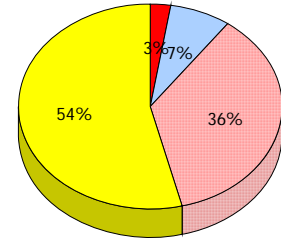
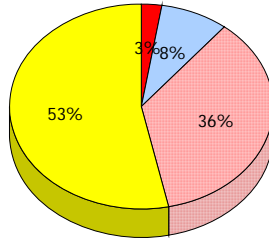
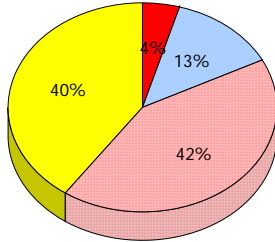
Number Operations

School

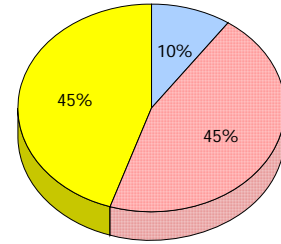
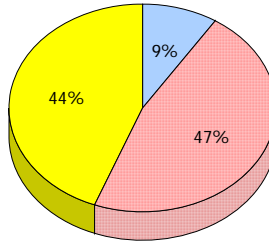
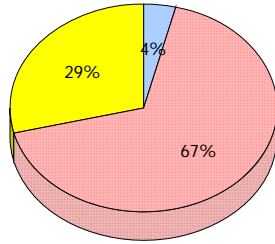
District

Province

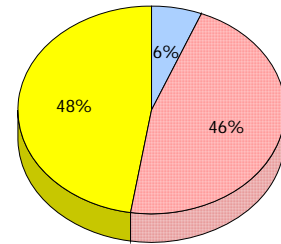
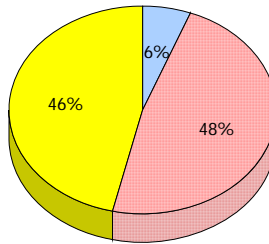
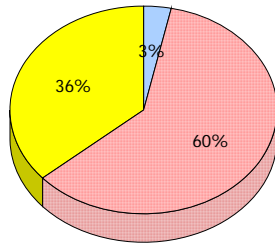
2012
AGR (23)



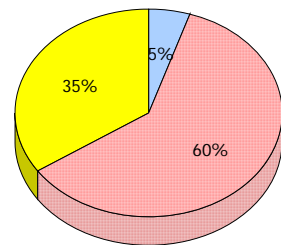
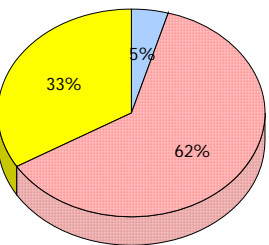
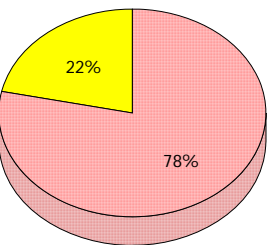
2011
AGR (25)



2010
AGR (31)



2009
AGR (30)



Unknown
 Exemption
 Not Yet Meeting (1 or 2)
 Meeting or Exceeding (3,4,5)

In some cases, CRT numbers may exceed AGR numbers based on late enrolments. Pie chart is based on the number of students who wrote the CRT. Number Operations score is composite of Reasoning, Communication, Connections and Representations, and Problem Solving.

Source: Division of Evaluation and Research, Department of Education

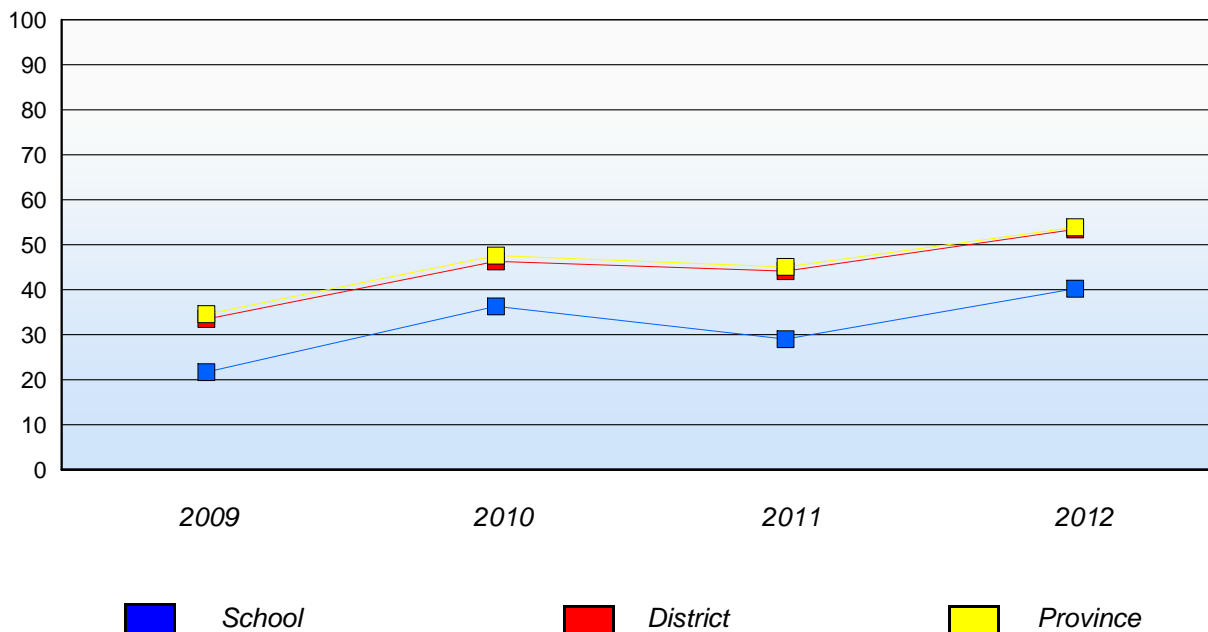
O:\CRT12\4YRTREND\PIES\MTH_6\REPORT\MTH6_4YR_12W.RPT

District 4 - Eastern

School #: 924 Tricentia Academy

Number Operations

Percentage of students at level 3 or above (2009 - 2012)



In some cases, CRT numbers may exceed AGR numbers based on late enrolments. Pie chart is based on the number of students who wrote the CRT. Number Operations score is composite of Reasoning, Communication, Connections and Representations, and Problem Solving.

Source: Division of Evaluation and Research, Department of Education

O:\CRT12\4YRTREND\PIES\MTH_6\REPORT\MTH6_4YR_12W.RPT

District 4 - Eastern

School #: 951 Paradise Elementary

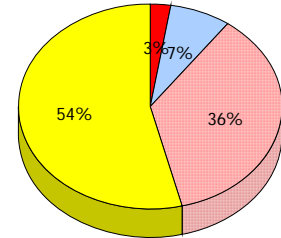
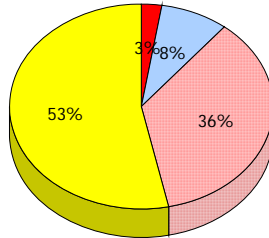
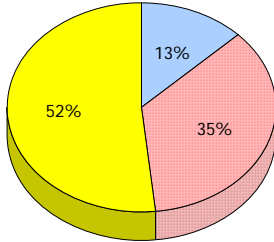
Number Operations

School

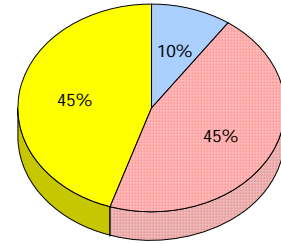
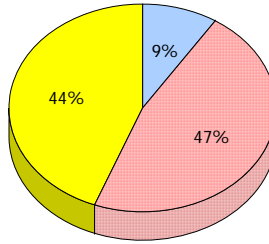
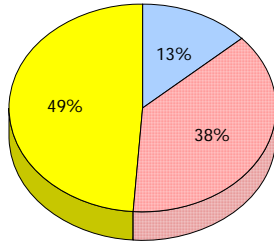
District

Province

2012
AGR (62)

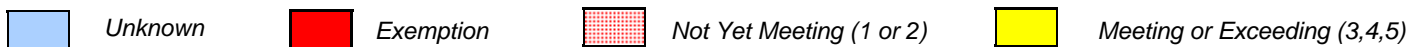


2011
AGR (60)



2010
AGR (0)

2009
AGR (0)



In some cases, CRT numbers may exceed AGR numbers based on late enrolments. Pie chart is based on the number of students who wrote the CRT. Number Operations score is composite of Reasoning, Communication, Connections and Representations, and Problem Solving.

Source: Division of Evaluation and Research, Department of Education

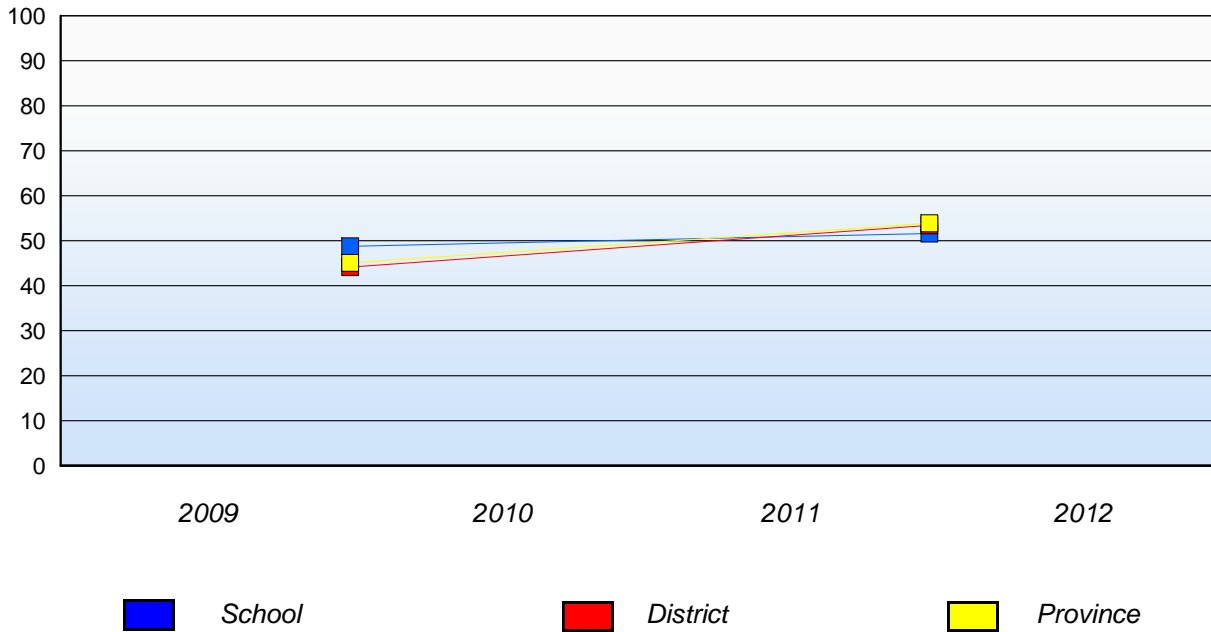
O:\CRT12\4YRTREND\PIES\MTH_6\REPORT\MTH6_4YR_12W.RPT

District 4 - Eastern

School #: 951 Paradise Elementary

Number Operations

Percentage of students at level 3 or above (2009 - 2012)



In some cases, CRT numbers may exceed AGR numbers based on late enrolments. Pie chart is based on the number of students who wrote the CRT. Number Operations score is composite of Reasoning, Communication, Connections and Representations, and Problem Solving.

Source: Division of Evaluation and Research, Department of Education

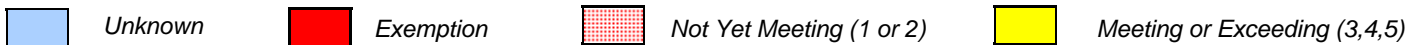
O:\CRT12\4YRTREND\PIES\MTH_6\REPORT\MTH6_4YR_12W.RPT

Mushuau Innu Natuashish and Peenamin McKenzie School are excluded from district and provincial results.

District 4 - Eastern

School #: 952 Elizabeth Park Elementary School

Number Operations



In some cases, CRT numbers may exceed AGR numbers based on late enrolments. Pie chart is based on the number of students who wrote the CRT. Number Operations score is composite of Reasoning, Communication, Connections and Representations, and Problem Solving.

Source: Division of Evaluation and Research, Department of Education

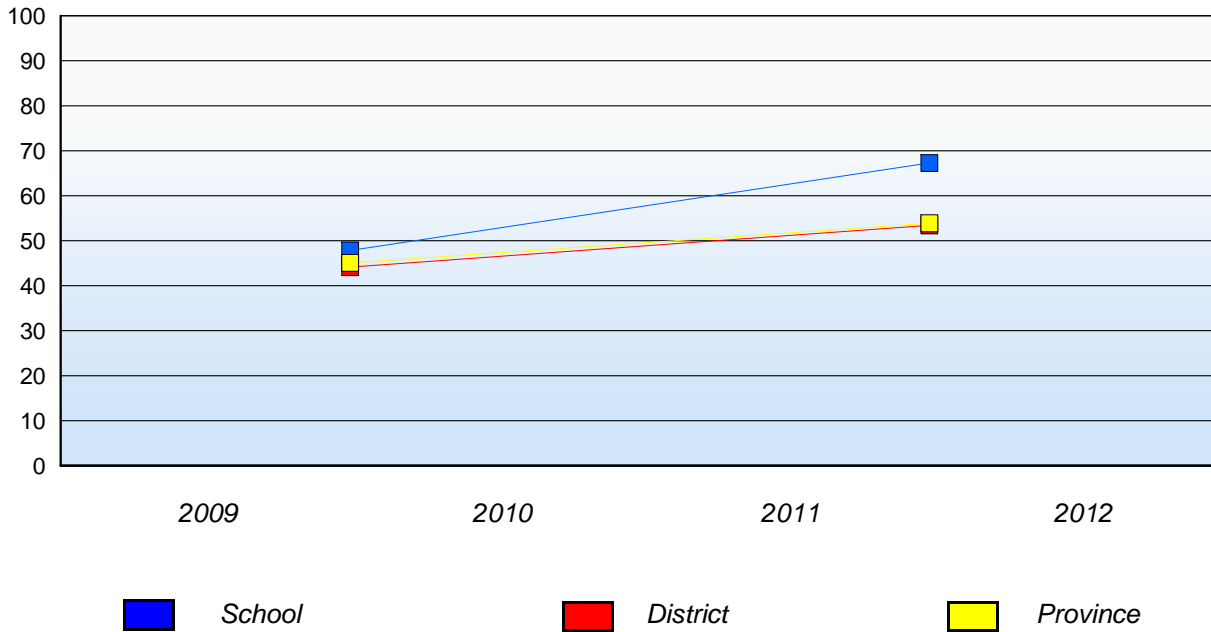
O:\CRT12\4YRTREND\PIES\MTH_6\REPORT\MTH6_4YR_12W.RPT

District 4 - Eastern

School #: 952 Elizabeth Park Elementary School

Number Operations

Percentage of students at level 3 or above (2009 - 2012)



In some cases, CRT numbers may exceed AGR numbers based on late enrolments. Pie chart is based on the number of students who wrote the CRT. Number Operations score is composite of Reasoning, Communication, Connections and Representations, and Problem Solving.

Source: Division of Evaluation and Research, Department of Education

O:\CRT12\4YRTREND\PIES\MTH_6\REPORT\MTH6_4YR_12W.RPT

11/27/2012 348

Mushuau Innu Natuashish and Peenamin McKenzie School are excluded from district and provincial results.