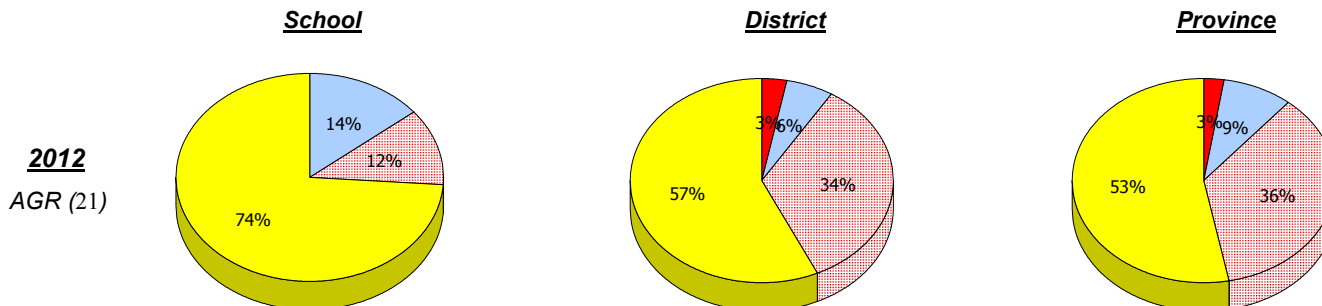


District 3 - Nova Central

School #: 125    Copper Ridge Academy

**Number Operations**



**2011**  
AGR (0)

**2010**  
AGR (0)

**2009**  
AGR (0)



In some cases, CRT numbers may exceed AGR numbers based on late enrolments. Pie chart is based on the number of students who wrote the CRT.

Number Operations score is composite of Reasoning, Communication, Connections and Representations, and Problem Solving.

Source: Division of Evaluation and Research, Department of Education

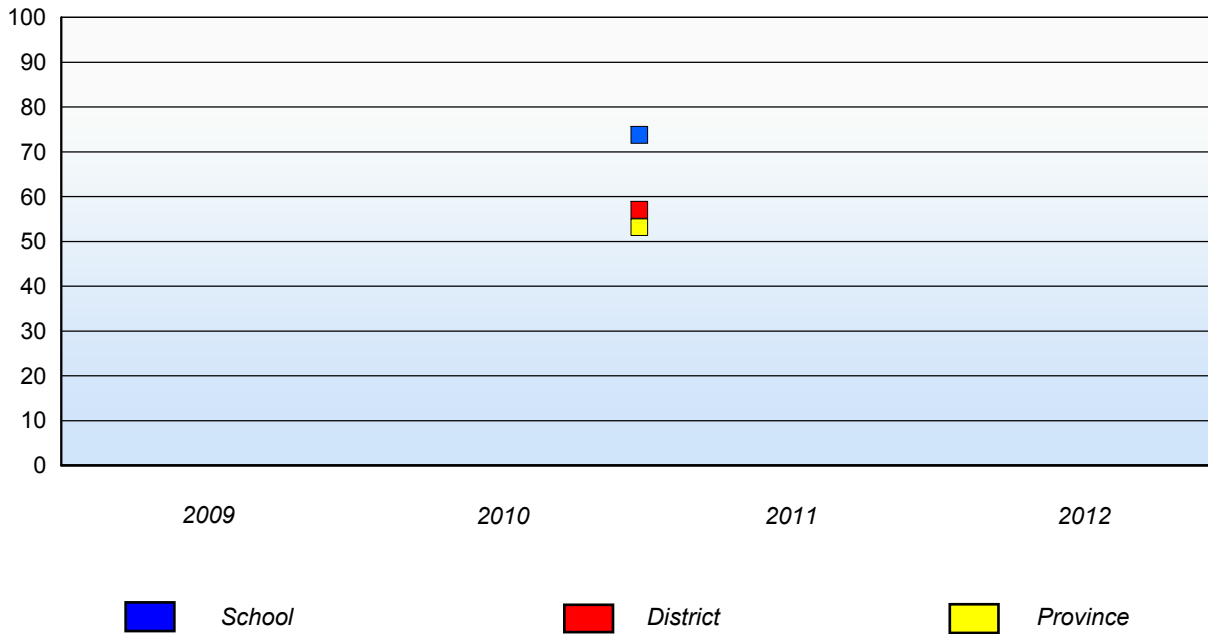
O:\CRT12\MATH\_6\WEB\MTH6\_4YR\_12.RPT

District 3 - Nova Central

School #: 125 Copper Ridge Academy

**Number Operations**

Percentage of students at level 3 or above (2009 - 2012)



In some cases, CRT numbers may exceed AGR numbers based on late enrolments. Pie chart is based on the number of students who wrote the CRT.  
Number Operations score is composite of Reasoning, Communication, Connections and Representations, and Problem Solving.

Source: Division of Evaluation and Research, Department of Education

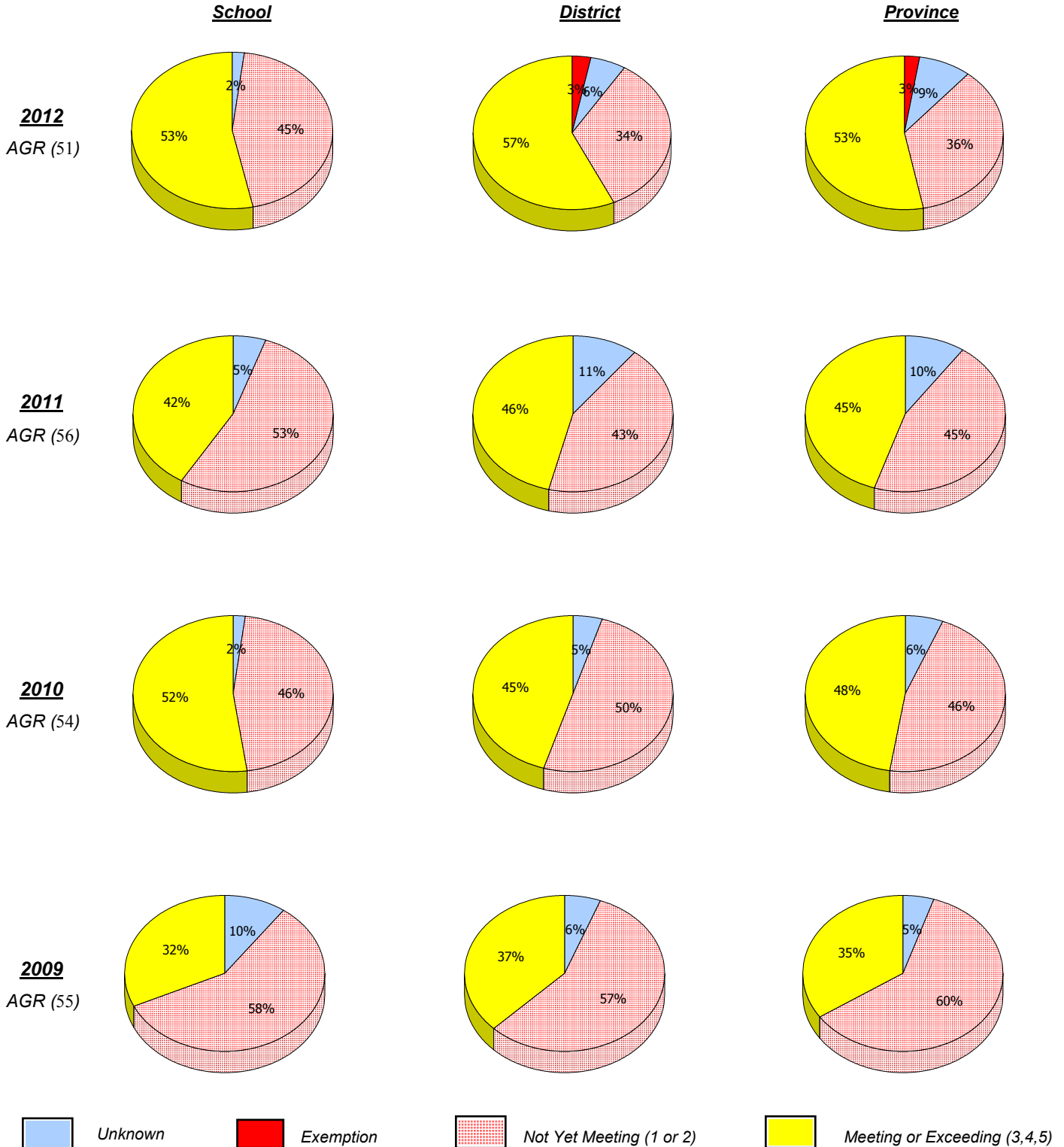
O:\CRT12\MATH\_6\WEB\MTH6\_4YR\_12.RPT

Mushuau Innu Natuashish and Peenamin McKenzie School are excluded from district and provincial results.

District 3 - Nova Central

School #: 133 Memorial Academy

**Number Operations**



In some cases, CRT numbers may exceed AGR numbers based on late enrolments. Pie chart is based on the number of students who wrote the CRT.

Number Operations score is composite of Reasoning, Communication, Connections and Representations, and Problem Solving.

Source: Division of Evaluation and Research, Department of Education

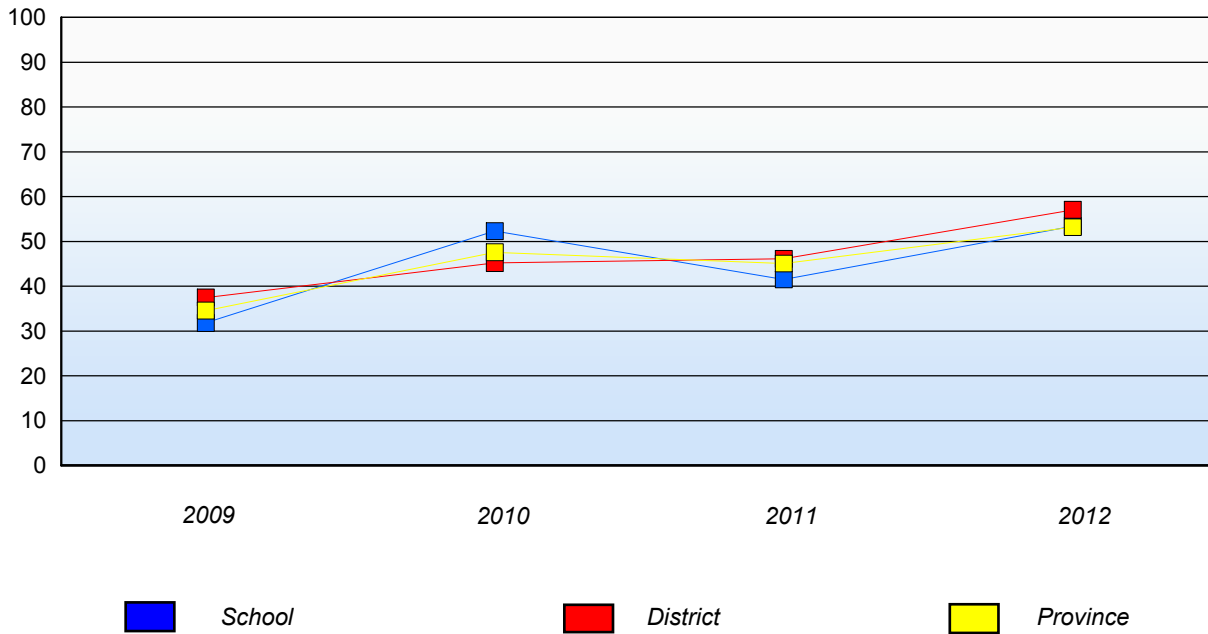
O:\CRT12\MATH\_6\WEB\MTH6\_4YR\_12.RPT

District 3 - Nova Central

School #: 133 Memorial Academy

**Number Operations**

Percentage of students at level 3 or above (2009 - 2012)



In some cases, CRT numbers may exceed AGR numbers based on late enrolments. Pie chart is based on the number of students who wrote the CRT.  
Number Operations score is composite of Reasoning, Communication, Connections and Representations, and Problem Solving.

Source: Division of Evaluation and Research, Department of Education

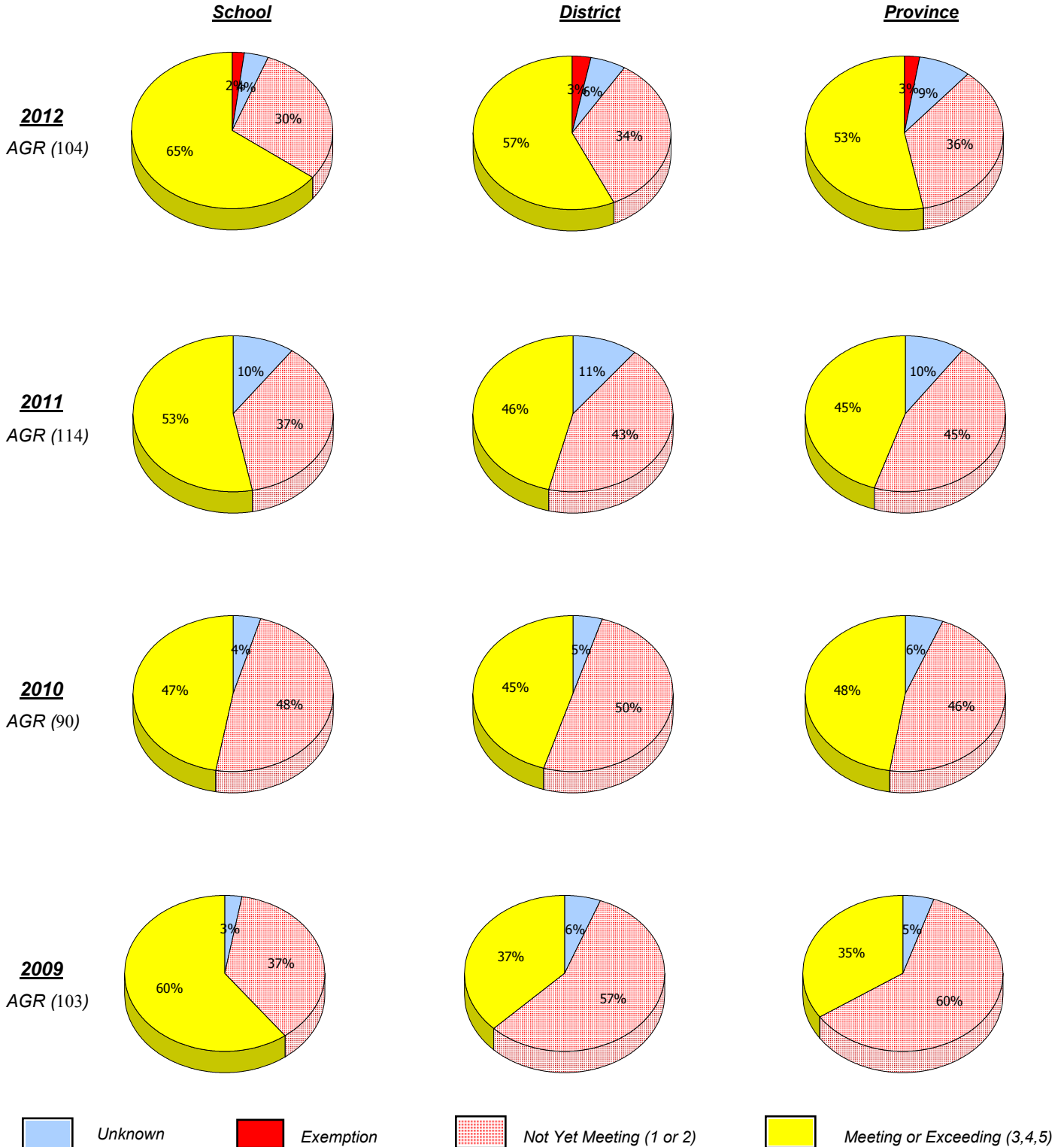
O:\CRT12\MATH\_6\WEB\MTH6\_4YR\_12.RPT

Mushuau Innu Natuashish and Peenamin McKenzie School are excluded from district and provincial results.

District 3 - Nova Central

School #: 143 Millcrest Academy

**Number Operations**



In some cases, CRT numbers may exceed AGR numbers based on late enrolments. Pie chart is based on the number of students who wrote the CRT.

Number Operations score is composite of Reasoning, Communication, Connections and Representations, and Problem Solving.

Source: Division of Evaluation and Research, Department of Education

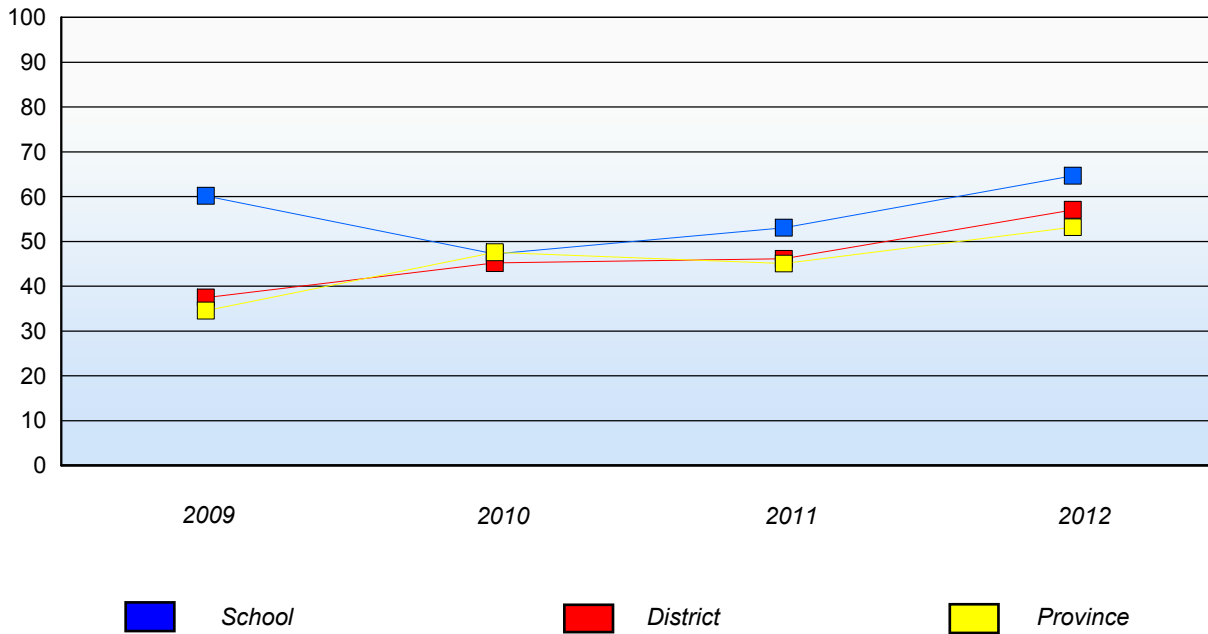
O:\CRT12\MATH\_6\WEB\MTH6\_4YR\_12.RPT

District 3 - Nova Central

School #: 143 Millcrest Academy

**Number Operations**

Percentage of students at level 3 or above (2009 - 2012)



In some cases, CRT numbers may exceed AGR numbers based on late enrolments. Pie chart is based on the number of students who wrote the CRT.  
Number Operations score is composite of Reasoning, Communication, Connections and Representations, and Problem Solving.

Source: Division of Evaluation and Research, Department of Education

O:\CRT12\MATH\_6\WEB\MTH6\_4YR\_12.RPT

10/11/2012

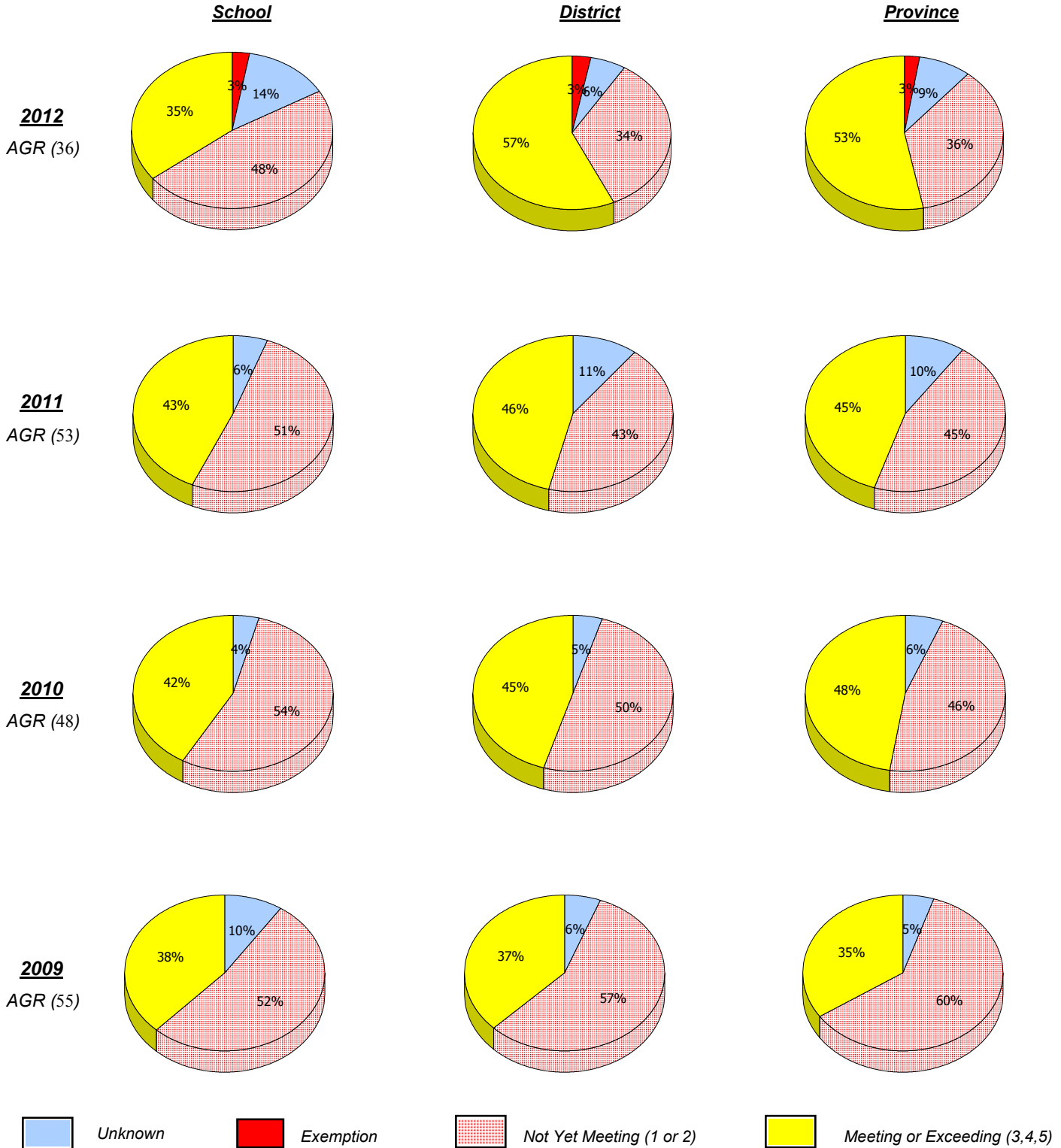
114

Mushuau Innu Natuashish and Peenamin McKenzie School are excluded from district and provincial results.

District 3 - Nova Central

School #: 144 Sprucewood Academy

**Number Operations**



In some cases, CRT numbers may exceed AGR numbers based on late enrolments. Pie chart is based on the number of students who wrote the CRT.

Number Operations score is composite of Reasoning, Communication, Connections and Representations, and Problem Solving.

Source: Division of Evaluation and Research, Department of Education

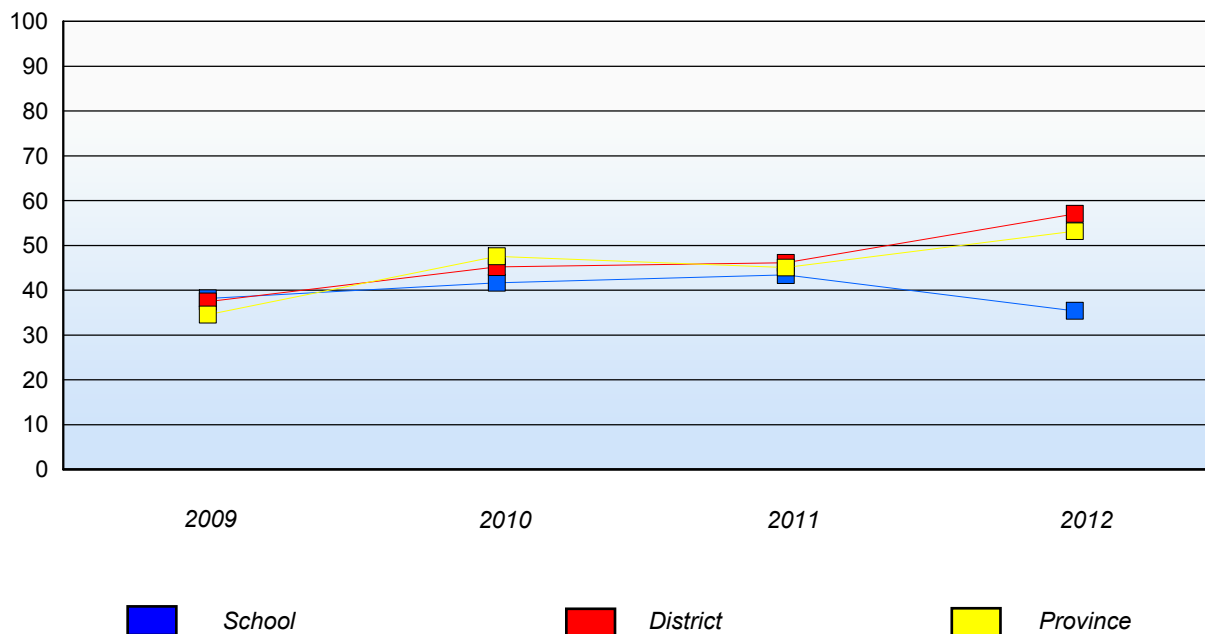
O:\CRT12\MATH\_6\WEB\MTH6\_4YR\_12.RPT

District 3 - Nova Central

School #: 144 Sprucewood Academy

### Number Operations

*Percentage of students at level 3 or above (2009 - 2012)*



In some cases, CRT numbers may exceed AGR numbers based on late enrolments. Pie chart is based on the number of students who wrote the CRT.  
 Number Operations score is composite of Reasoning, Communication, Connections and Representations, and Problem Solving.

Source: Division of Evaluation and Research, Department of Education

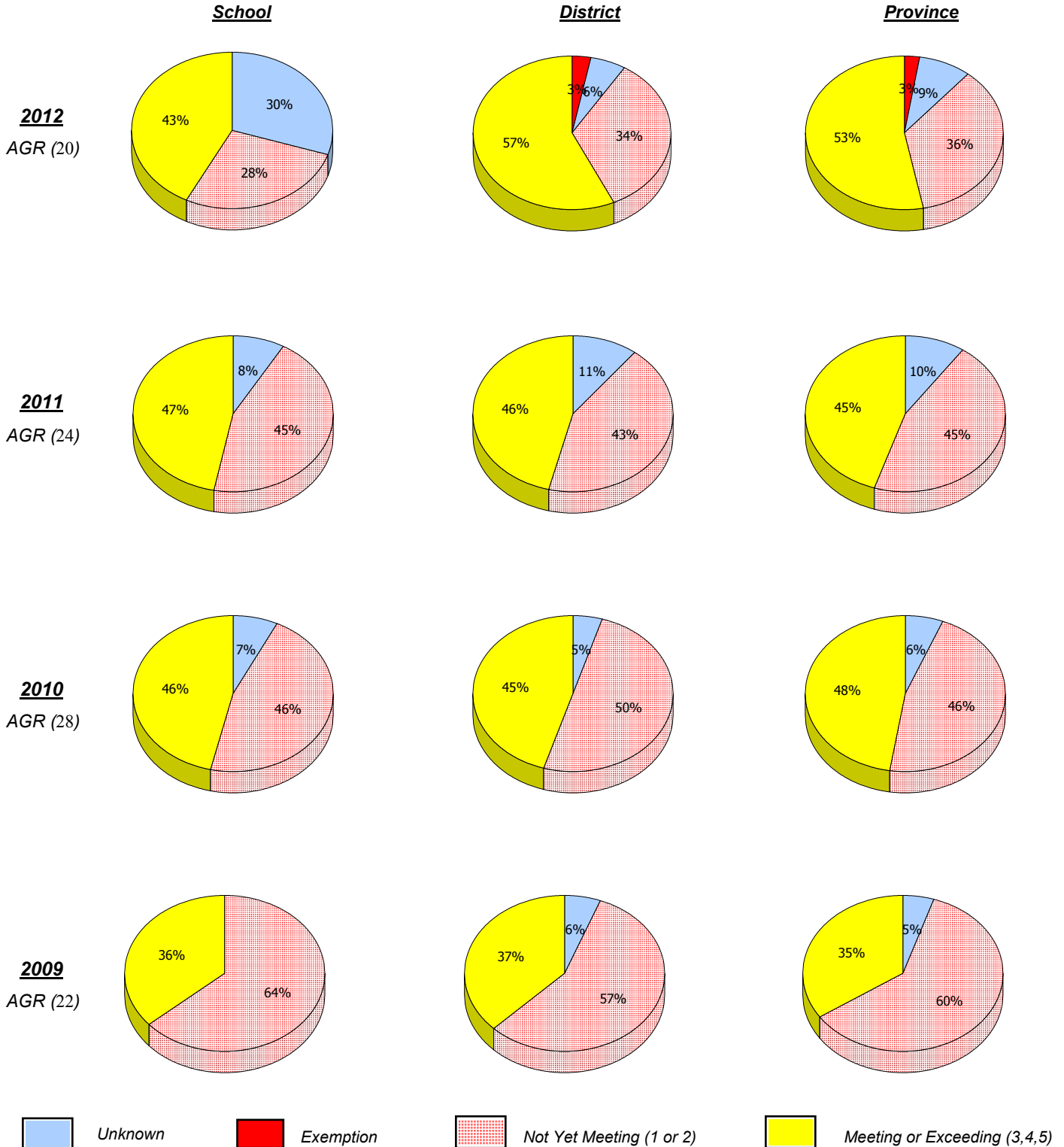
O:\CRT12\MATH\_6\WEB\MTH6\_4YR\_12.RPT



District 3 - Nova Central

School #: 150 St. Joseph's Elementary

**Number Operations**



In some cases, CRT numbers may exceed AGR numbers based on late enrolments. Pie chart is based on the number of students who wrote the CRT.

Number Operations score is composite of Reasoning, Communication, Connections and Representations, and Problem Solving.

Source: Division of Evaluation and Research, Department of Education

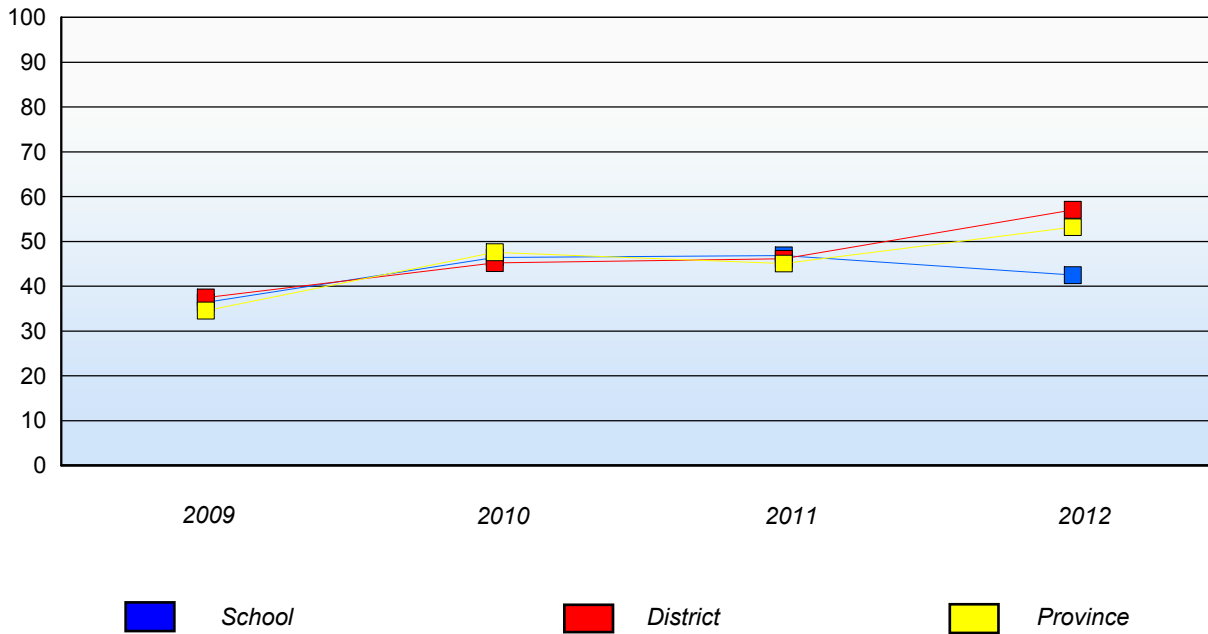
O:\CRT12\MATH\_6\WEB\MTH6\_4YR\_12.RPT

District 3 - Nova Central

School #: 150 St. Joseph's Elementary

**Number Operations**

Percentage of students at level 3 or above (2009 - 2012)



In some cases, CRT numbers may exceed AGR numbers based on late enrolments. Pie chart is based on the number of students who wrote the CRT.  
Number Operations score is composite of Reasoning, Communication, Connections and Representations, and Problem Solving.

Source: Division of Evaluation and Research, Department of Education

O:\CRT12\MATH\_6\WEB\MTH6\_4YR\_12.RPT

10/11/2012

118

Mushuau Innu Natuashish and Peenamin McKenzie School are excluded from district and provincial results.

District 3 - Nova Central

School #: 151 John Watkins Academy

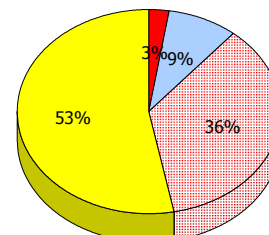
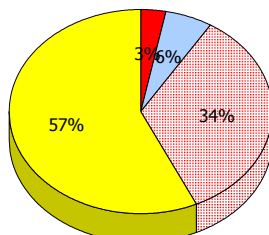
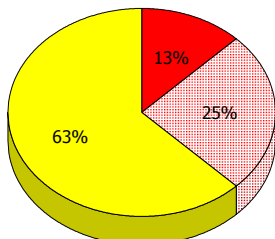
**Number Operations**

**School**

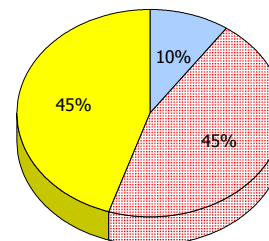
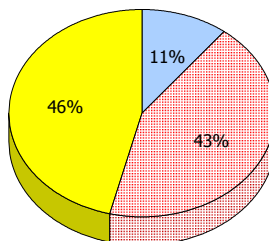
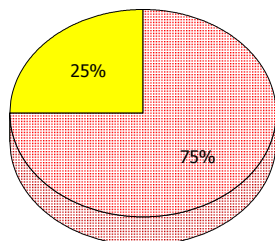
**District**

**Province**

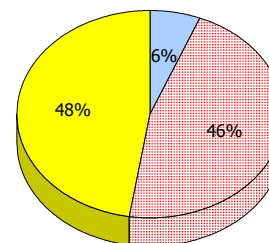
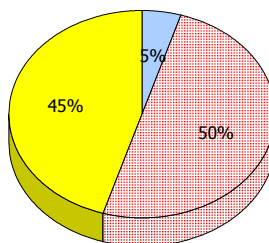
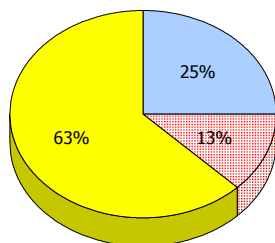
**2012**  
AGR (8)



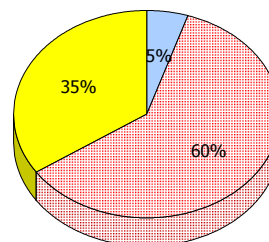
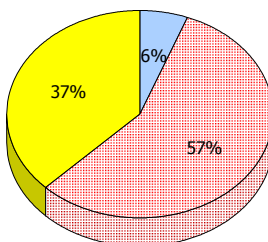
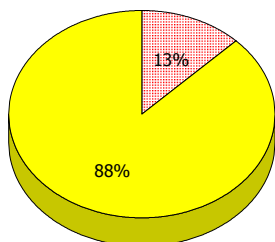
**2011**  
AGR (3)



**2010**  
AGR (8)



**2009**  
AGR (7)



In some cases, CRT numbers may exceed AGR numbers based on late enrolments. Pie chart is based on the number of students who wrote the CRT.

Number Operations score is composite of Reasoning, Communication, Connections and Representations, and Problem Solving.

Source: Division of Evaluation and Research, Department of Education

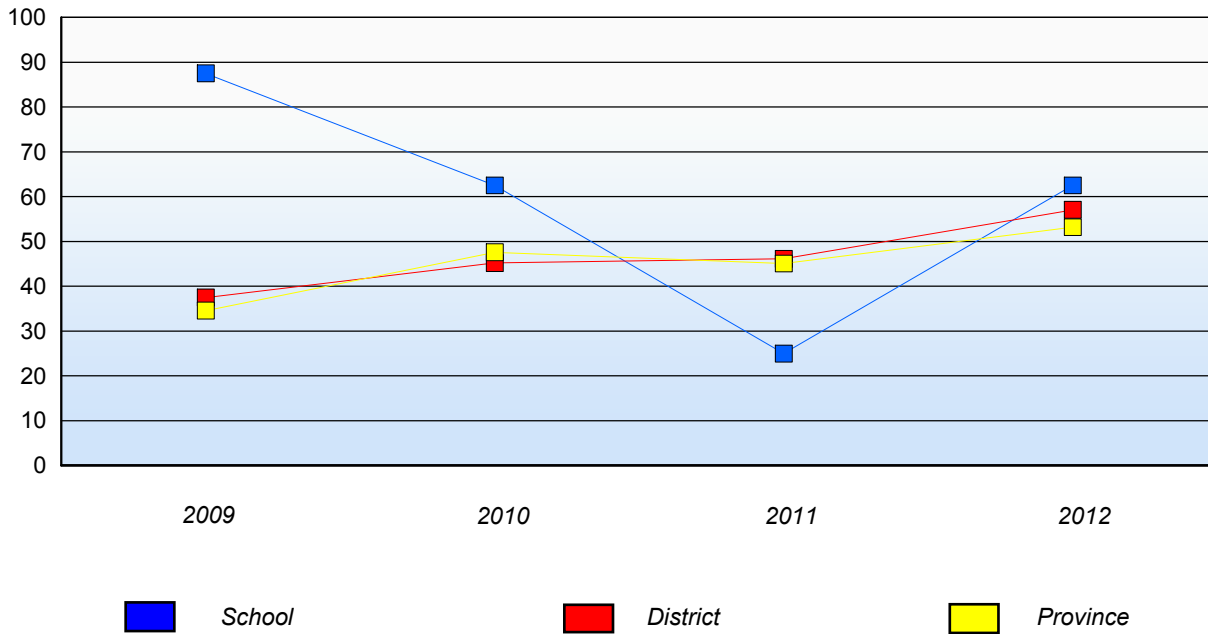
O:\CRT12\MATH\_6\WEB\MTH6\_4YR\_12.RPT

District 3 - Nova Central

School #: 151 John Watkins Academy

**Number Operations**

Percentage of students at level 3 or above (2009 - 2012)



In some cases, CRT numbers may exceed AGR numbers based on late enrolments. Pie chart is based on the number of students who wrote the CRT.  
Number Operations score is composite of Reasoning, Communication, Connections and Representations, and Problem Solving.

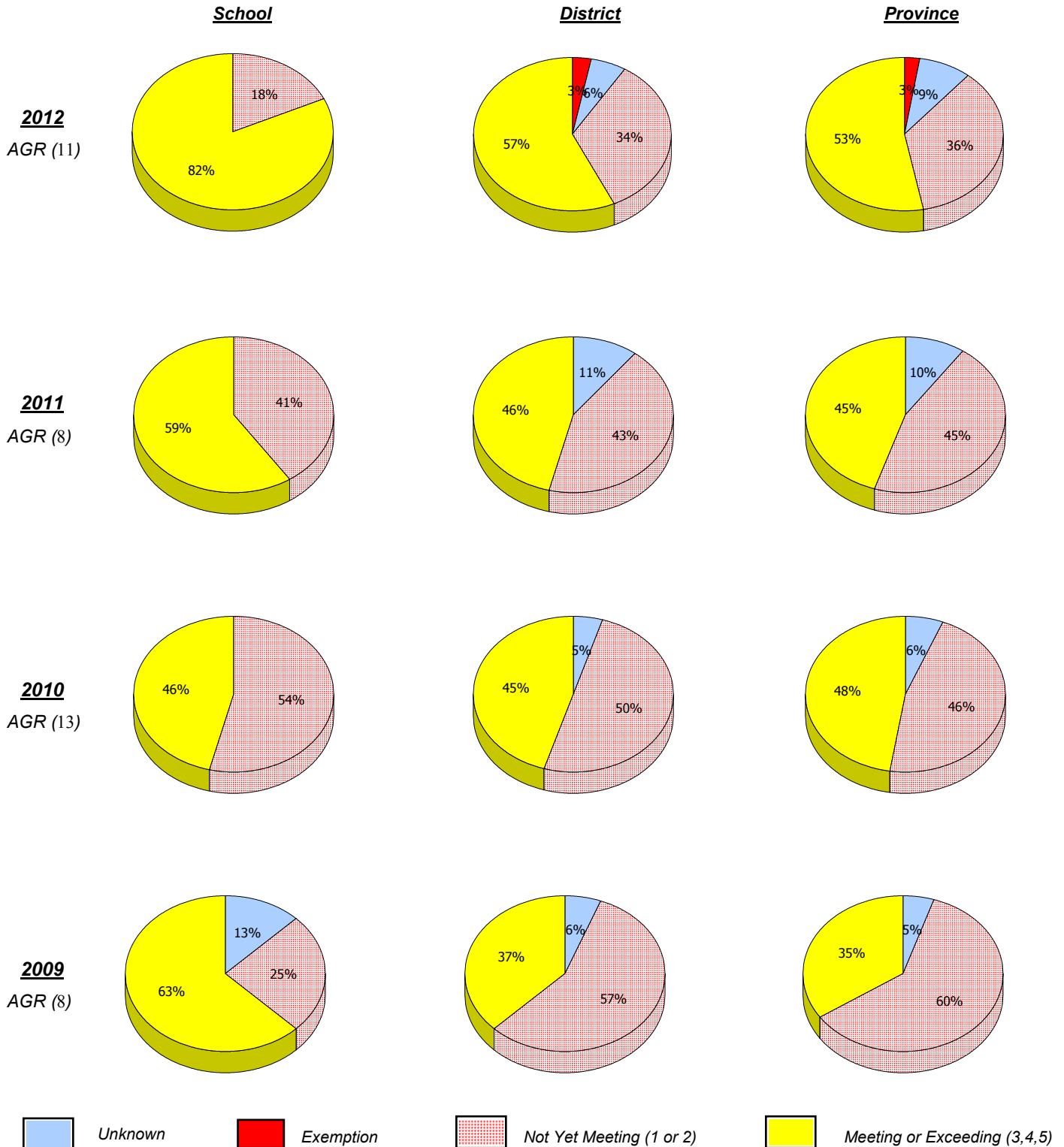
Source: Division of Evaluation and Research, Department of Education

O:\CRT12\MATH\_6\WEB\MTH6\_4YR\_12.RPT

District 3 - Nova Central

School #: 152 Valmont Academy

**Number Operations**



In some cases, CRT numbers may exceed AGR numbers based on late enrolments. Pie chart is based on the number of students who wrote the CRT.

Number Operations score is composite of Reasoning, Communication, Connections and Representations, and Problem Solving.

Source: Division of Evaluation and Research, Department of Education

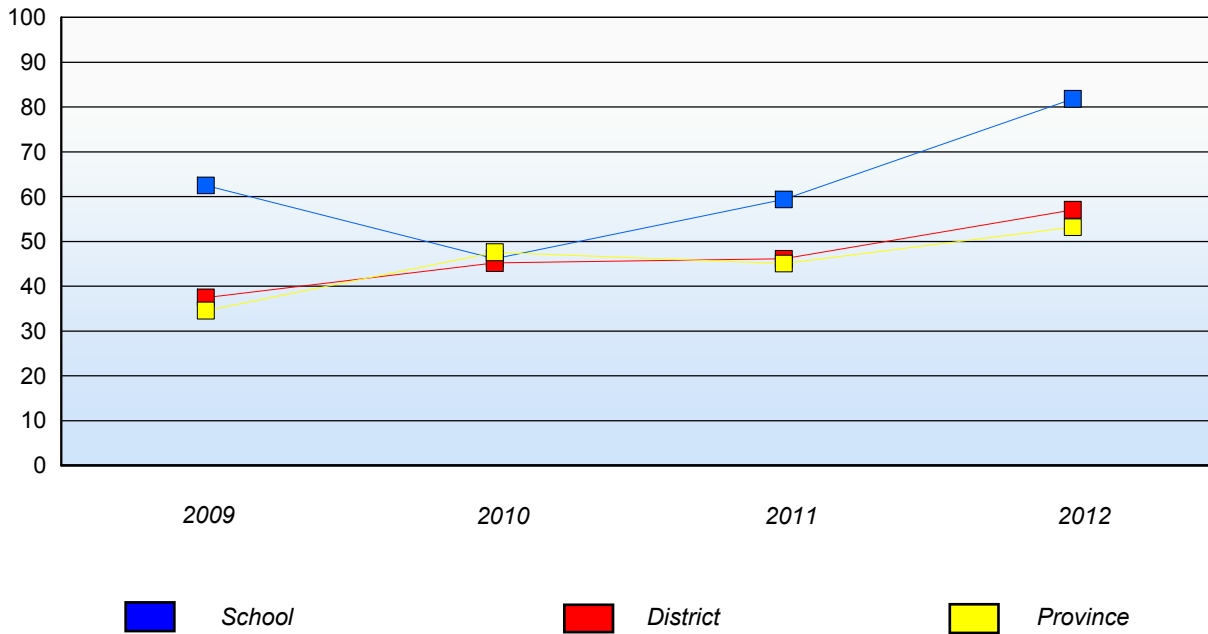
O:\CRT12\MATH\_6\WEB\MTH6\_4YR\_12.RPT

District 3 - Nova Central

School #: 152 Valmont Academy

**Number Operations**

Percentage of students at level 3 or above (2009 - 2012)



In some cases, CRT numbers may exceed AGR numbers based on late enrolments. Pie chart is based on the number of students who wrote the CRT.  
Number Operations score is composite of Reasoning, Communication, Connections and Representations, and Problem Solving.

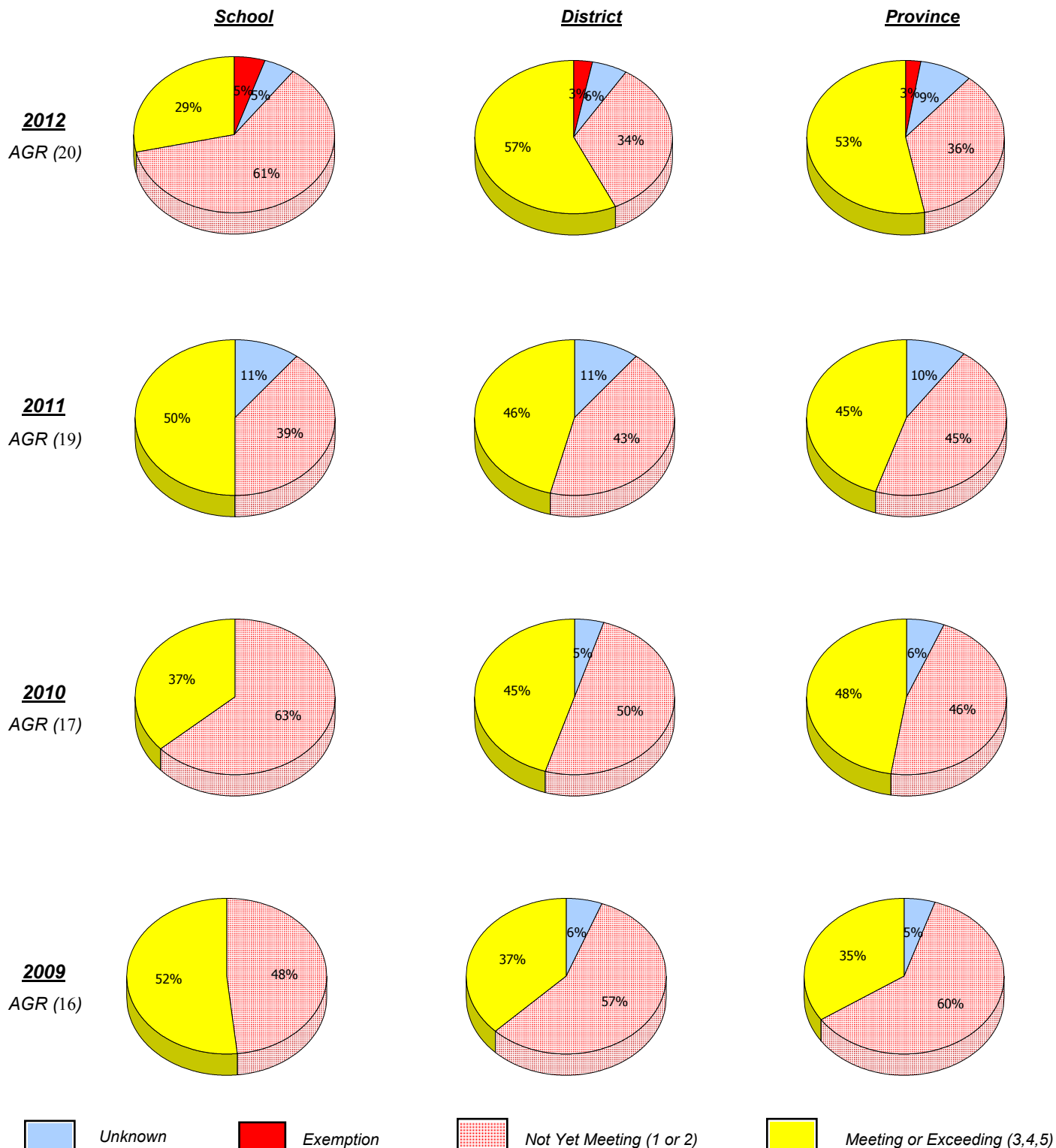
Source: Division of Evaluation and Research, Department of Education

O:\CRT12\MATH\_6\WEB\MTH6\_4YR\_12.RPT

District 3 - Nova Central

School #: 154 Hillside Elementary

**Number Operations**



In some cases, CRT numbers may exceed AGR numbers based on late enrolments. Pie chart is based on the number of students who wrote the CRT.

Number Operations score is composite of Reasoning, Communication, Connections and Representations, and Problem Solving.

Source: Division of Evaluation and Research, Department of Education

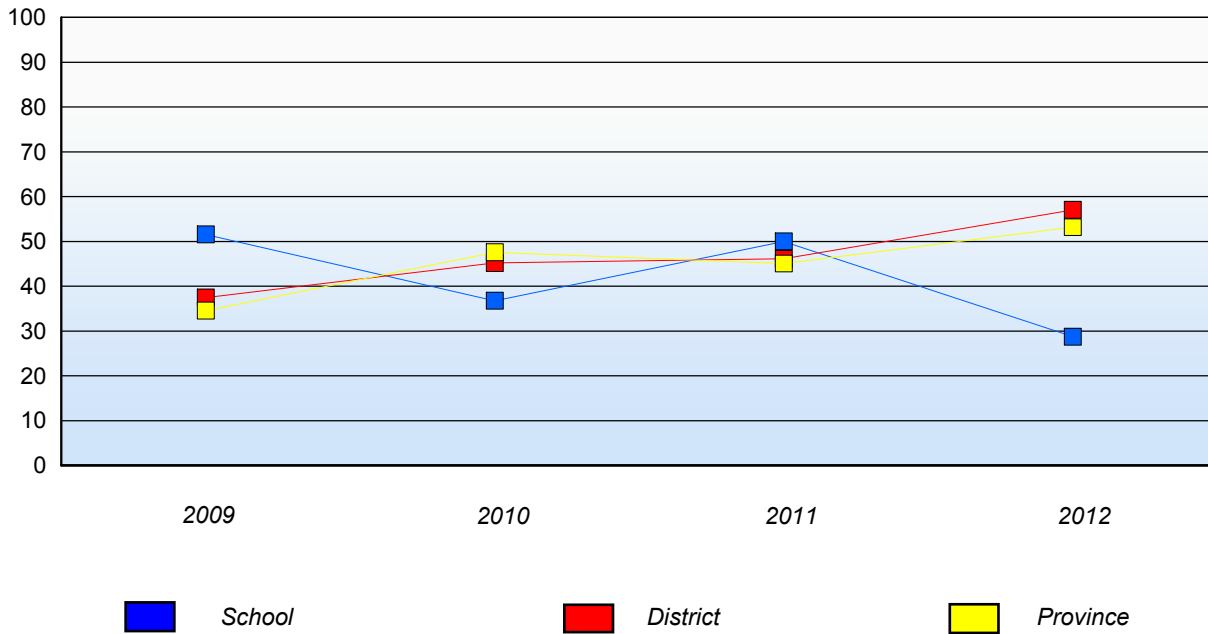
O:\CRT12\MATH\_6\WEB\MTH6\_4YR\_12.RPT

District 3 - Nova Central

School #: 154 Hillside Elementary

### Number Operations

*Percentage of students at level 3 or above (2009 - 2012)*



In some cases, CRT numbers may exceed AGR numbers based on late enrolments. Pie chart is based on the number of students who wrote the CRT.  
 Number Operations score is composite of Reasoning, Communication, Connections and Representations, and Problem Solving.

Source: Division of Evaluation and Research, Department of Education

O:\CRT12\MATH\_6\WEB\MTH6\_4YR\_12.RPT

Mushuau Innu Natuashish and Peenamin McKenzie School are excluded from district and provincial results.



District 3 - Nova Central

School #: 156 H.L. Strong Academy

**Number Operations**

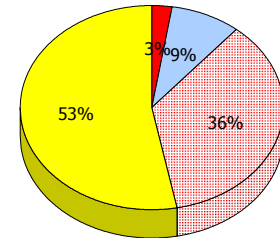
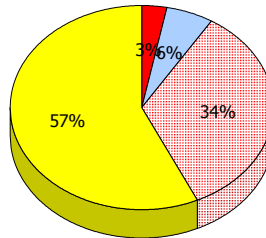
School

District

Province

**2012**  
AGR (1)

School data with 5 or fewer students withheld for reasons of confidentiality.



**2011**  
AGR (0)

**2010**  
AGR (0)

**2009**  
AGR (0)



Unknown



Exemption



Not Yet Meeting (1 or 2)



Meeting or Exceeding (3,4,5)

In some cases, CRT numbers may exceed AGR numbers based on late enrolments. Pie chart is based on the number of students who wrote the CRT.  
Number Operations score is composite of Reasoning, Communication, Connections and Representations, and Problem Solving.

Source: Division of Evaluation and Research, Department of Education

O:\CRT12\MATH\_6\WEB\MTH6\_4YR\_12.RPT

District 3 - Nova Central


School #: 156 H.L. Strong Academy

---

### Number Operations

Percentage of students at level 3 or above (2009 - 2012)

School data with 5 or fewer students withheld for reasons of confidentiality.

 School

 District

 Province

District 3 - Nova Central

School #: 157 St. Peter's AG

**Number Operations**

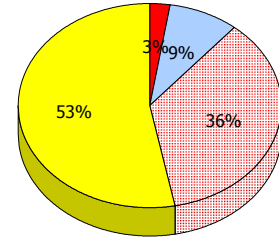
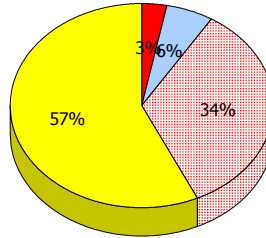
School

District

Province

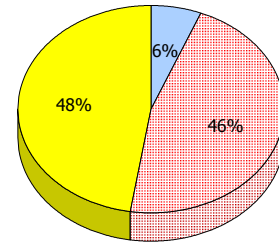
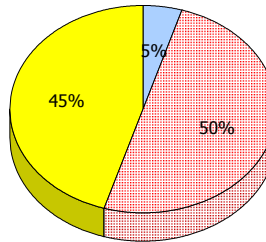
**2012**  
AGR (1)

School data with 5 or fewer students withheld for reasons of confidentiality.

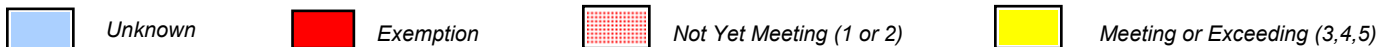
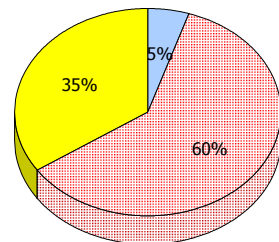
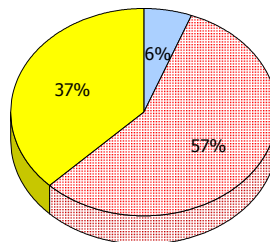


**2011**  
AGR (0)

**2010**  
AGR (1)



**2009**  
AGR (1)



In some cases, CRT numbers may exceed AGR numbers based on late enrolments. Pie chart is based on the number of students who wrote the CRT.

Number Operations score is composite of Reasoning, Communication, Connections and Representations, and Problem Solving.

Source: Division of Evaluation and Research, Department of Education

O:\CRT12\MATH\_6\WEB\MTH6\_4YR\_12.RPT

District 3 - Nova Central


School #: 157 St. Peter's AG

---

### Number Operations

Percentage of students at level 3 or above (2009 - 2012)

School data with 5 or fewer students withheld for reasons of confidentiality.

 School

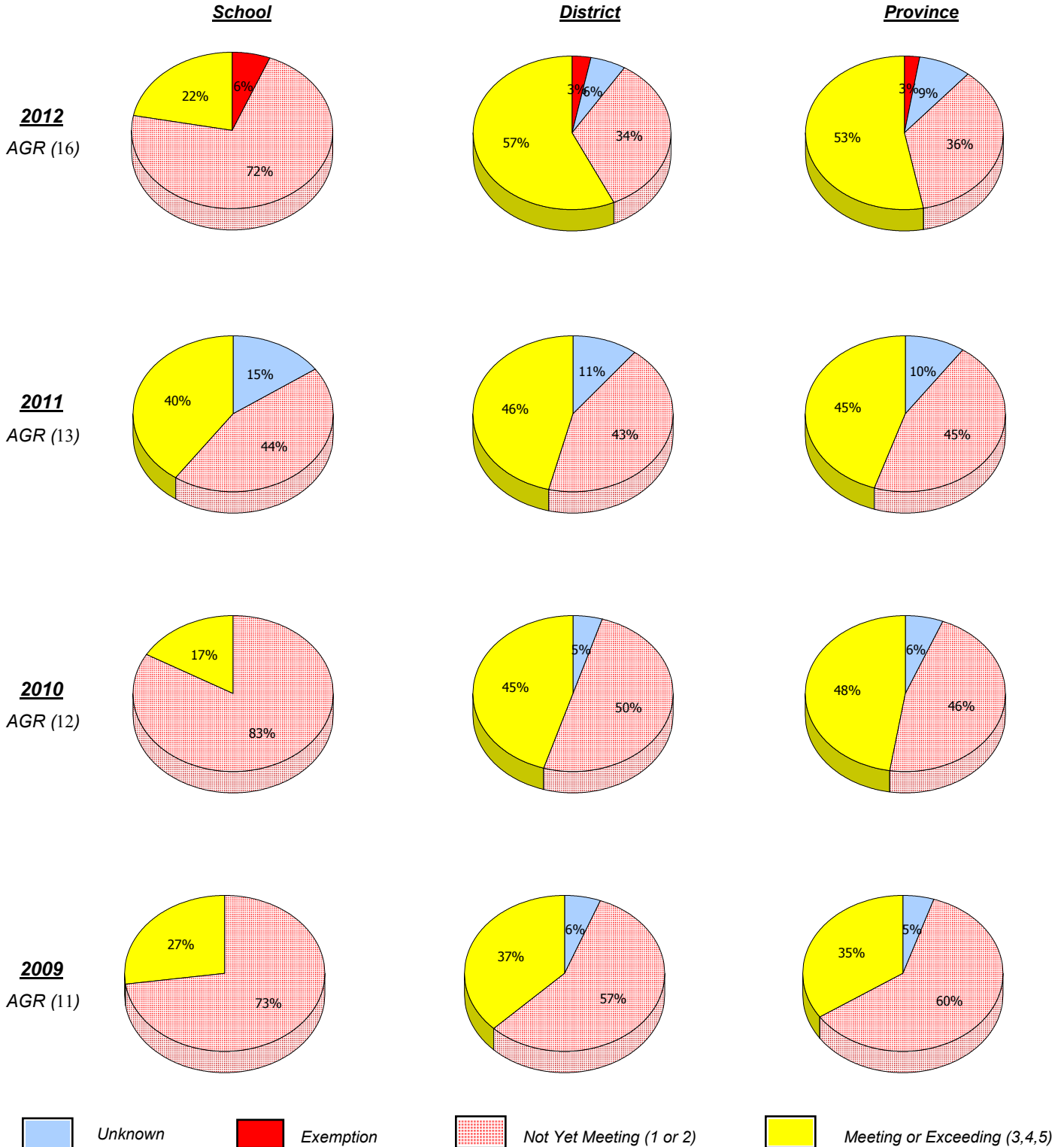
 District

 Province

District 3 - Nova Central

School #: 158 MSB Regional Academy

**Number Operations**



In some cases, CRT numbers may exceed AGR numbers based on late enrolments. Pie chart is based on the number of students who wrote the CRT.

Number Operations score is composite of Reasoning, Communication, Connections and Representations, and Problem Solving.

Source: Division of Evaluation and Research, Department of Education

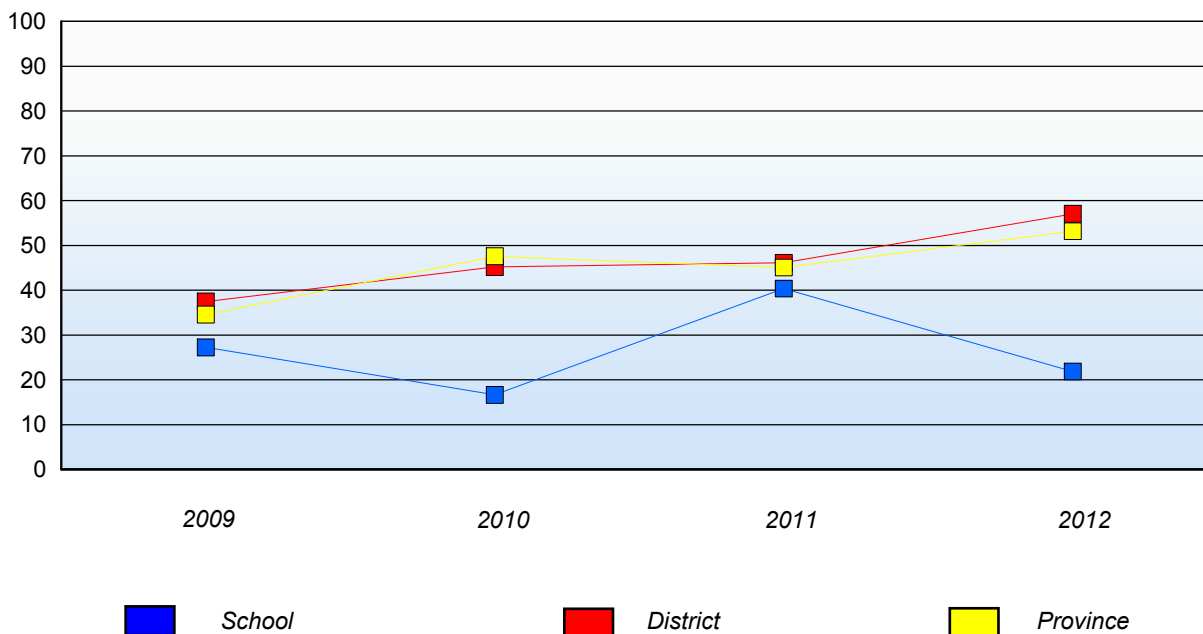
O:\CRT12\MATH\_6\WEB\MTH6\_4YR\_12.RPT

District 3 - Nova Central

School #: 158    MSB Regional Academy

### Number Operations

*Percentage of students at level 3 or above (2009 - 2012)*



In some cases, CRT numbers may exceed AGR numbers based on late enrolments. Pie chart is based on the number of students who wrote the CRT. Number Operations score is composite of Reasoning, Communication, Connections and Representations, and Problem Solving.

Source: Division of Evaluation and Research, Department of Education

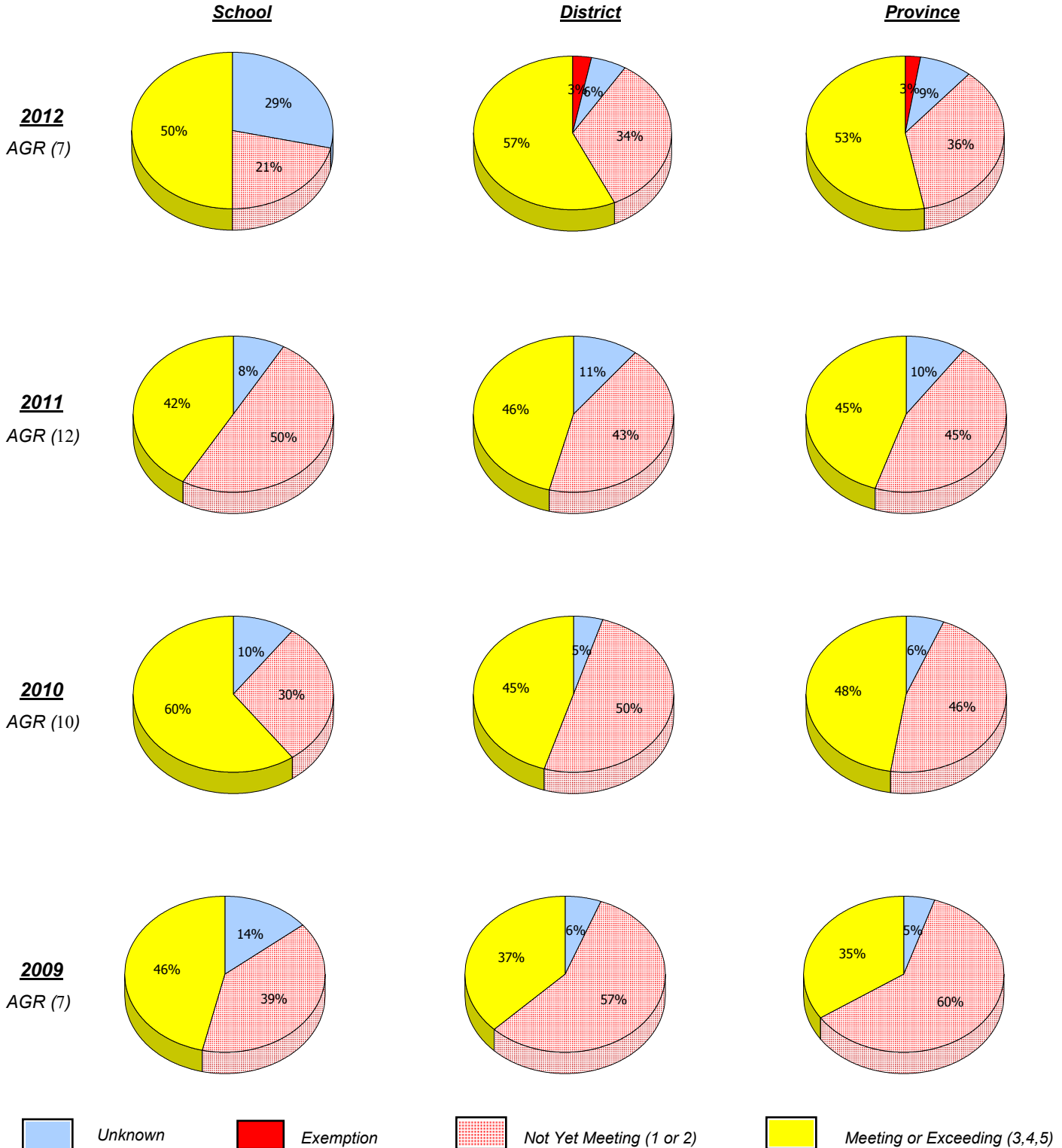
O:\CRT12\MATH\_6\WEB\MTH6\_4YR\_12.RPT

Mushuau Innu Natuashish and Peenamin McKenzie School are excluded from district and provincial results.

District 3 - Nova Central

School #: 163 Point Leamington Academy

**Number Operations**



In some cases, CRT numbers may exceed AGR numbers based on late enrolments. Pie chart is based on the number of students who wrote the CRT.

Number Operations score is composite of Reasoning, Communication, Connections and Representations, and Problem Solving.

Source: Division of Evaluation and Research, Department of Education

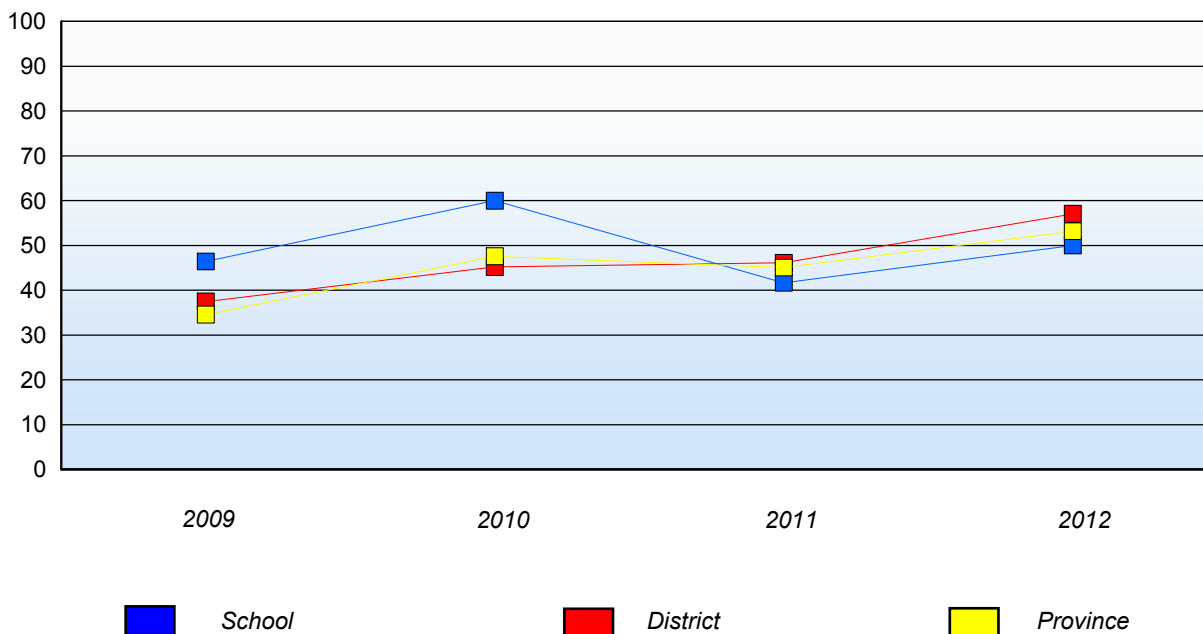
O:\CRT12\MATH\_6\WEB\MTH6\_4YR\_12.RPT

District 3 - Nova Central

School #: 163 Point Leamington Academy

**Number Operations**

Percentage of students at level 3 or above (2009 - 2012)



In some cases, CRT numbers may exceed AGR numbers based on late enrolments. Pie chart is based on the number of students who wrote the CRT.

Number Operations score is composite of Reasoning, Communication, Connections and Representations, and Problem Solving.

Source: Division of Evaluation and Research, Department of Education

O:\CRT12\MATH\_6\WEB\MTH6\_4YR\_12.RPT



District 3 - Nova Central

School #: 165 St. Stephen's AG

**Number Operations**

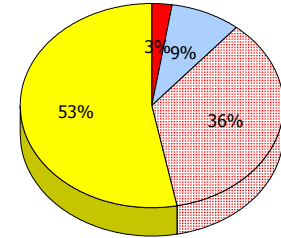
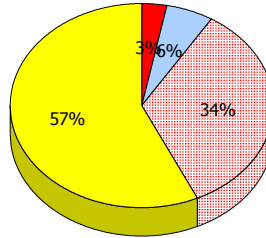
School

District

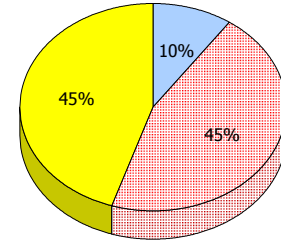
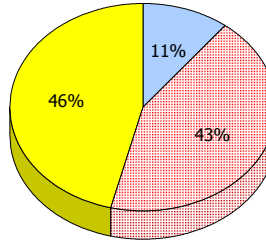
Province

**2012**  
AGR (1)

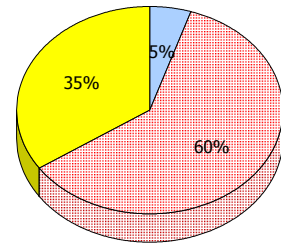
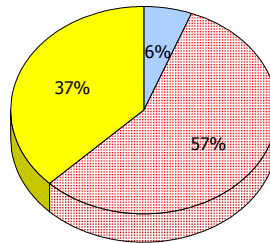
School data with 5 or fewer students withheld for reasons of confidentiality.



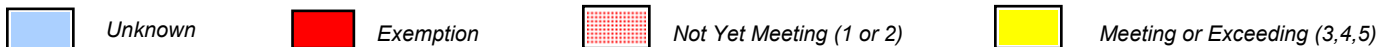
**2011**  
AGR (3)



**2010**  
AGR (0)



**2009**  
AGR (2)



In some cases, CRT numbers may exceed AGR numbers based on late enrolments. Pie chart is based on the number of students who wrote the CRT.

Number Operations score is composite of Reasoning, Communication, Connections and Representations, and Problem Solving.

Source: Division of Evaluation and Research, Department of Education

O:\CRT12\MATH\_6\WEB\MTH6\_4YR\_12.RPT

District 3 - Nova Central

School #: 165 St. Stephen's AG

---

**Number Operations**

*Percentage of students at level 3 or above (2009 - 2012)*

School data with 5 or fewer students withheld for reasons of confidentiality.

 School

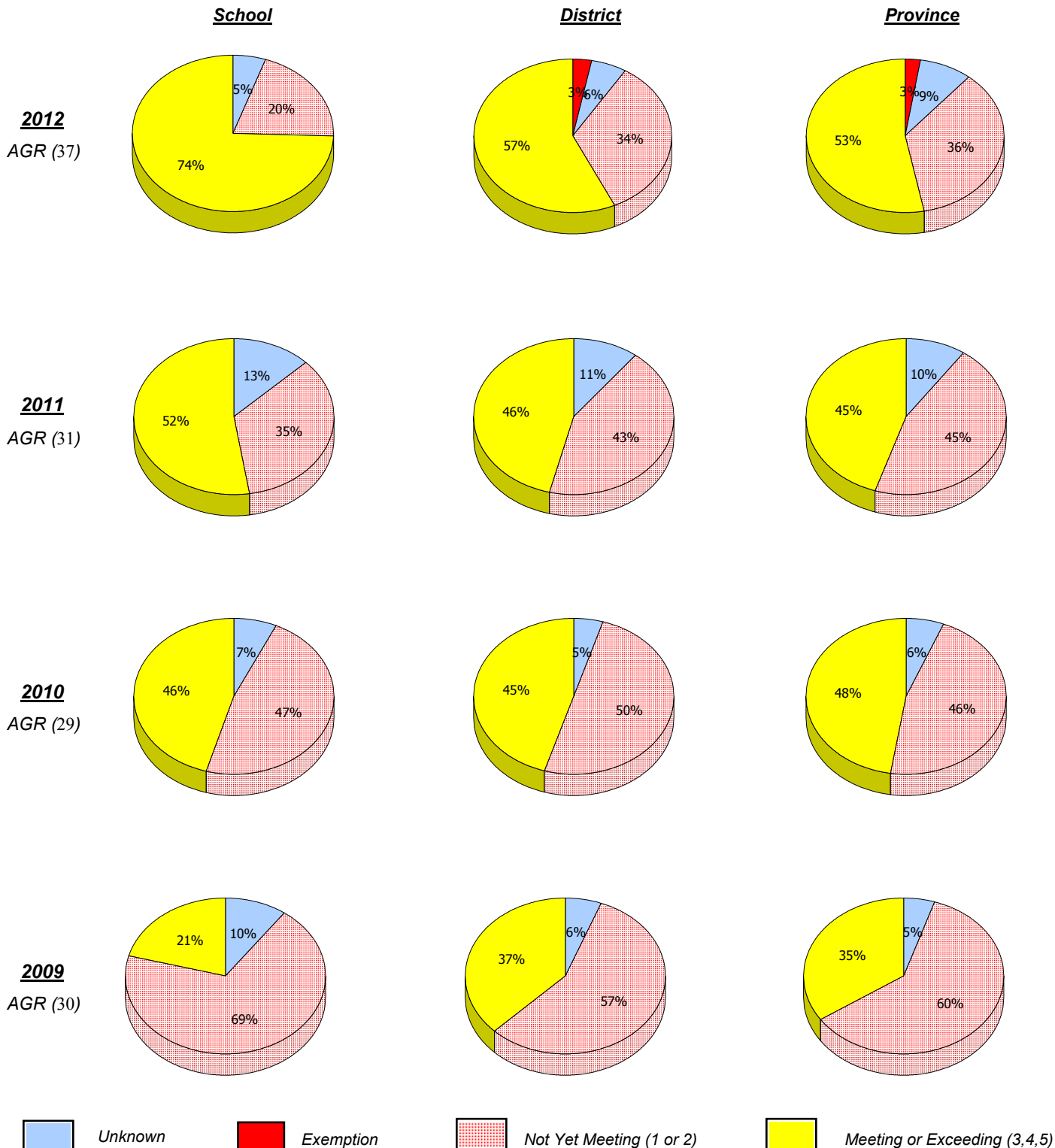
 District

 Province

District 3 - Nova Central

School #: 167 Green Bay South Academy

**Number Operations**



In some cases, CRT numbers may exceed AGR numbers based on late enrolments. Pie chart is based on the number of students who wrote the CRT.

Number Operations score is composite of Reasoning, Communication, Connections and Representations, and Problem Solving.

Source: Division of Evaluation and Research, Department of Education

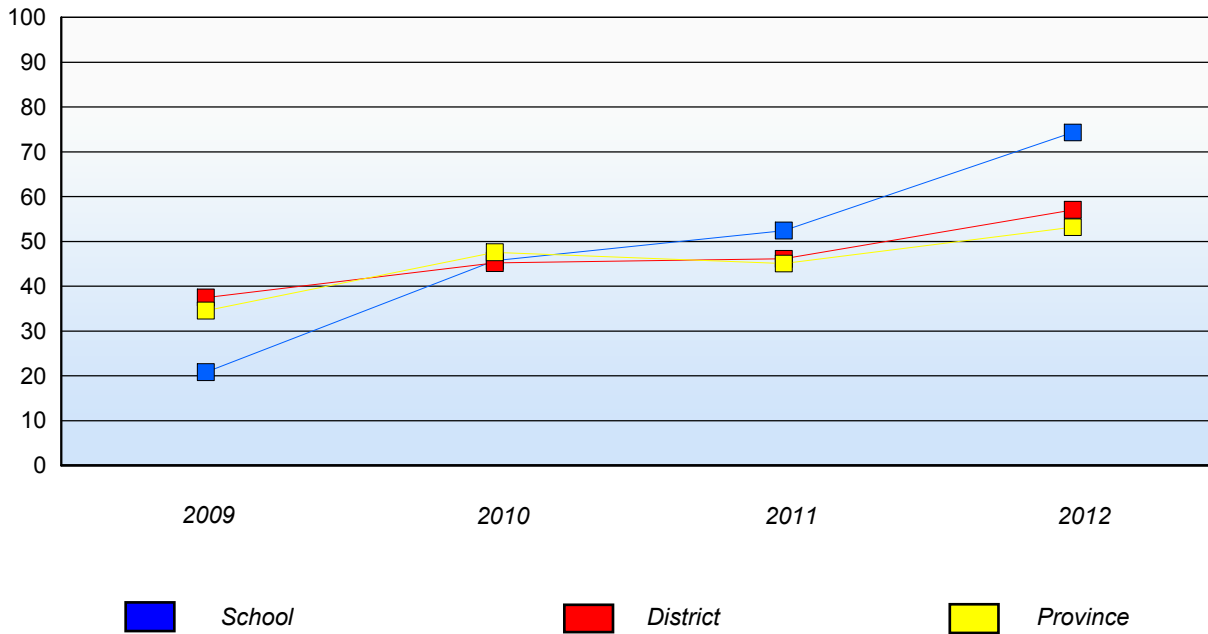
O:\CRT12\MATH\_6\WEB\MTH6\_4YR\_12.RPT

District 3 - Nova Central

School #: 167 Green Bay South Academy

**Number Operations**

Percentage of students at level 3 or above (2009 - 2012)



In some cases, CRT numbers may exceed AGR numbers based on late enrolments. Pie chart is based on the number of students who wrote the CRT.  
Number Operations score is composite of Reasoning, Communication, Connections and Representations, and Problem Solving.

Source: Division of Evaluation and Research, Department of Education

O:\CRT12\MATH\_6\WEB\MTH6\_4YR\_12.RPT

District 3 - Nova Central

School #: 174 St. Peter's Academy

**Number Operations**

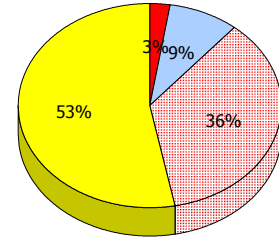
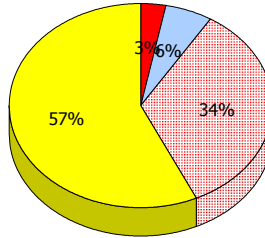
**School**

**District**

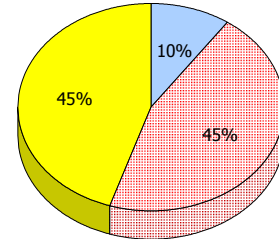
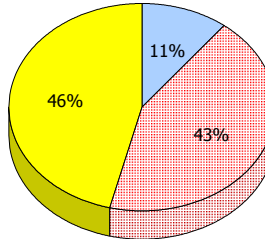
**Province**

**2012**  
AGR (2)

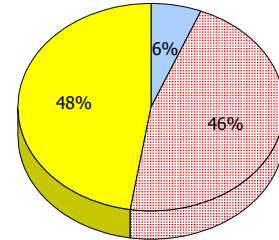
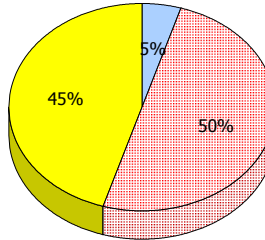
School data with 5 or fewer students withheld for reasons of confidentiality.



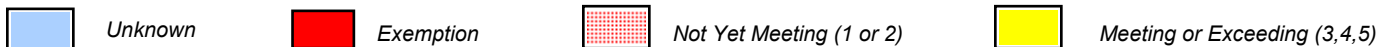
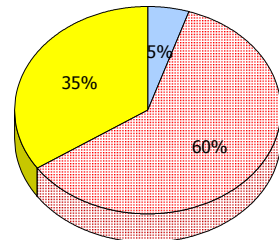
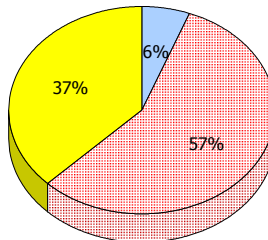
**2011**  
AGR (5)



**2010**  
AGR (1)



**2009**  
AGR (2)



In some cases, CRT numbers may exceed AGR numbers based on late enrolments. Pie chart is based on the number of students who wrote the CRT. Number Operations score is composite of Reasoning, Communication, Connections and Representations, and Problem Solving.

Source: Division of Evaluation and Research, Department of Education

O:\CRT12\MATH\_6\WEB\MTH6\_4YR\_12.RPT

District 3 - Nova Central

School #: 174 St. Peter's Academy

---

### Number Operations

Percentage of students at level 3 or above (2009 - 2012)

School data with 5 or fewer students withheld for reasons of confidentiality.

 School

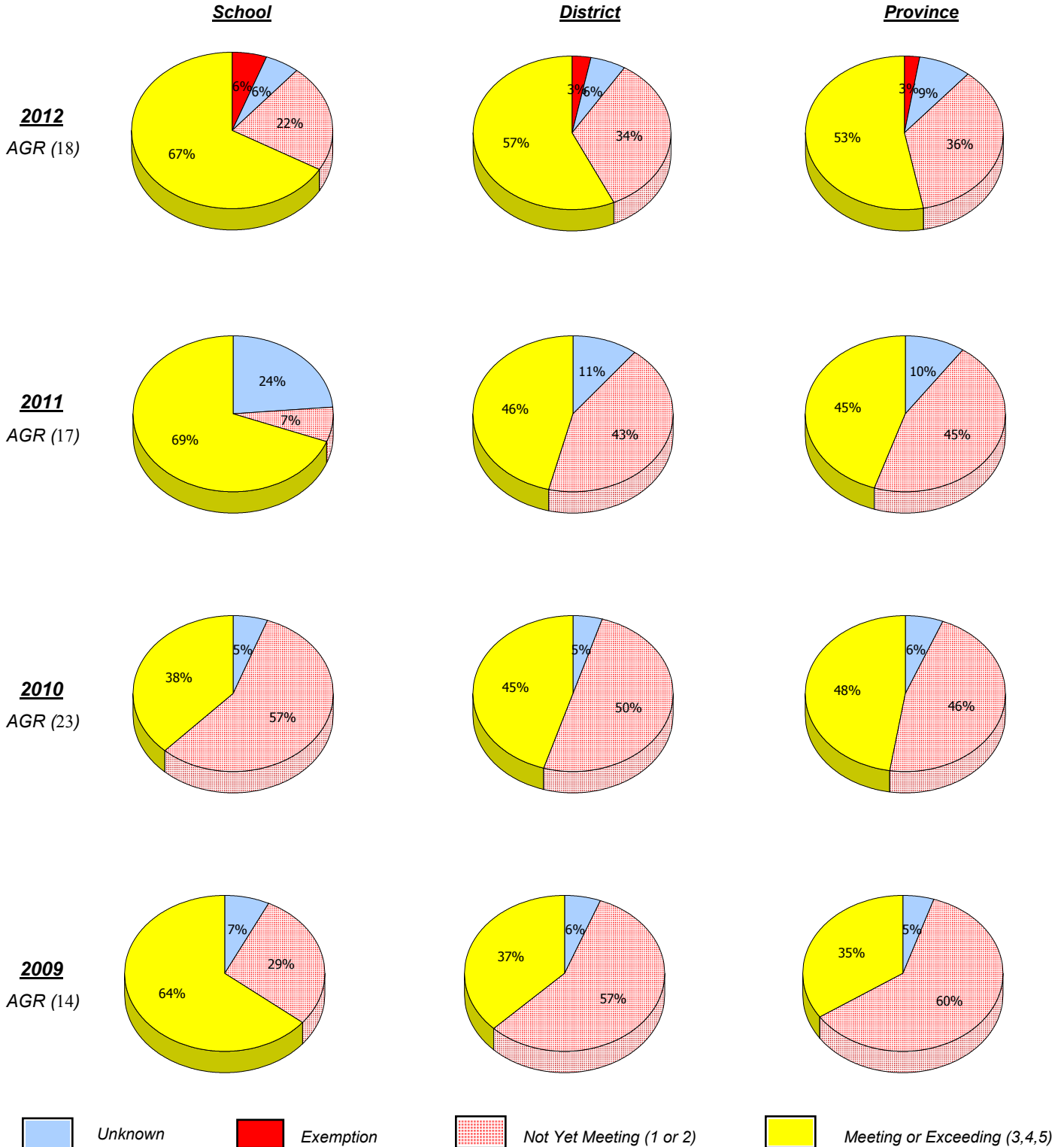
 District

 Province

District 3 - Nova Central

School #: 177 Greenwood Academy

**Number Operations**



In some cases, CRT numbers may exceed AGR numbers based on late enrolments. Pie chart is based on the number of students who wrote the CRT.

Number Operations score is composite of Reasoning, Communication, Connections and Representations, and Problem Solving.

Source: Division of Evaluation and Research, Department of Education

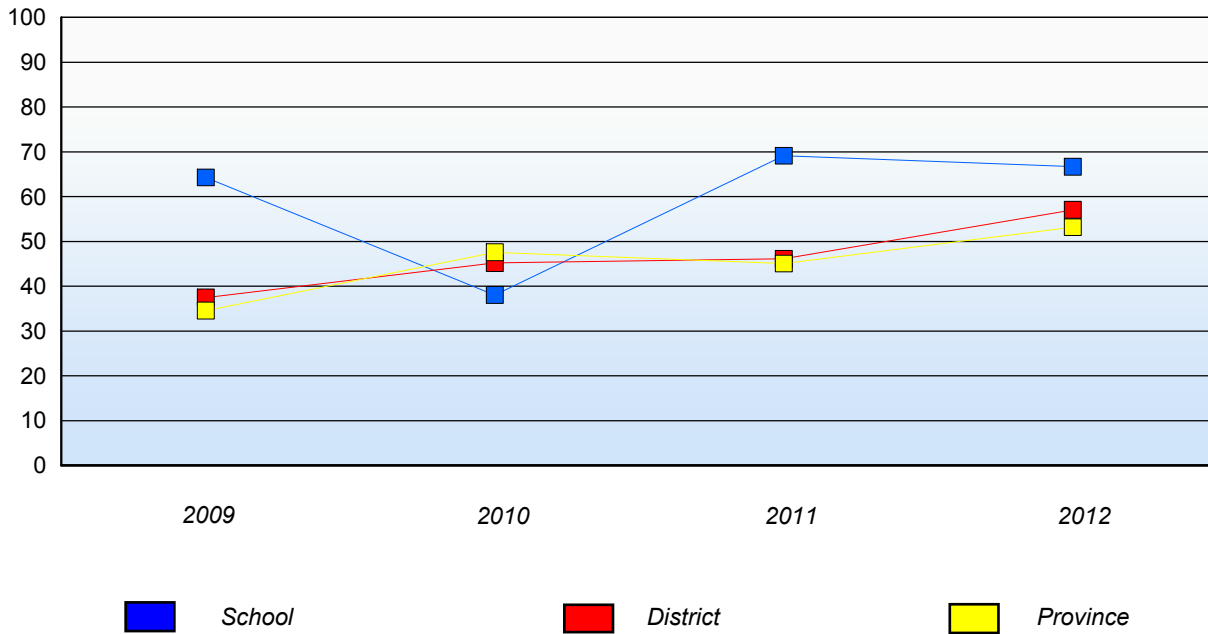
O:\CRT12\MATH\_6\WEB\MTH6\_4YR\_12.RPT

District 3 - Nova Central

School #: 177 Greenwood Academy

**Number Operations**

Percentage of students at level 3 or above (2009 - 2012)



In some cases, CRT numbers may exceed AGR numbers based on late enrolments. Pie chart is based on the number of students who wrote the CRT.  
Number Operations score is composite of Reasoning, Communication, Connections and Representations, and Problem Solving.

Source: Division of Evaluation and Research, Department of Education

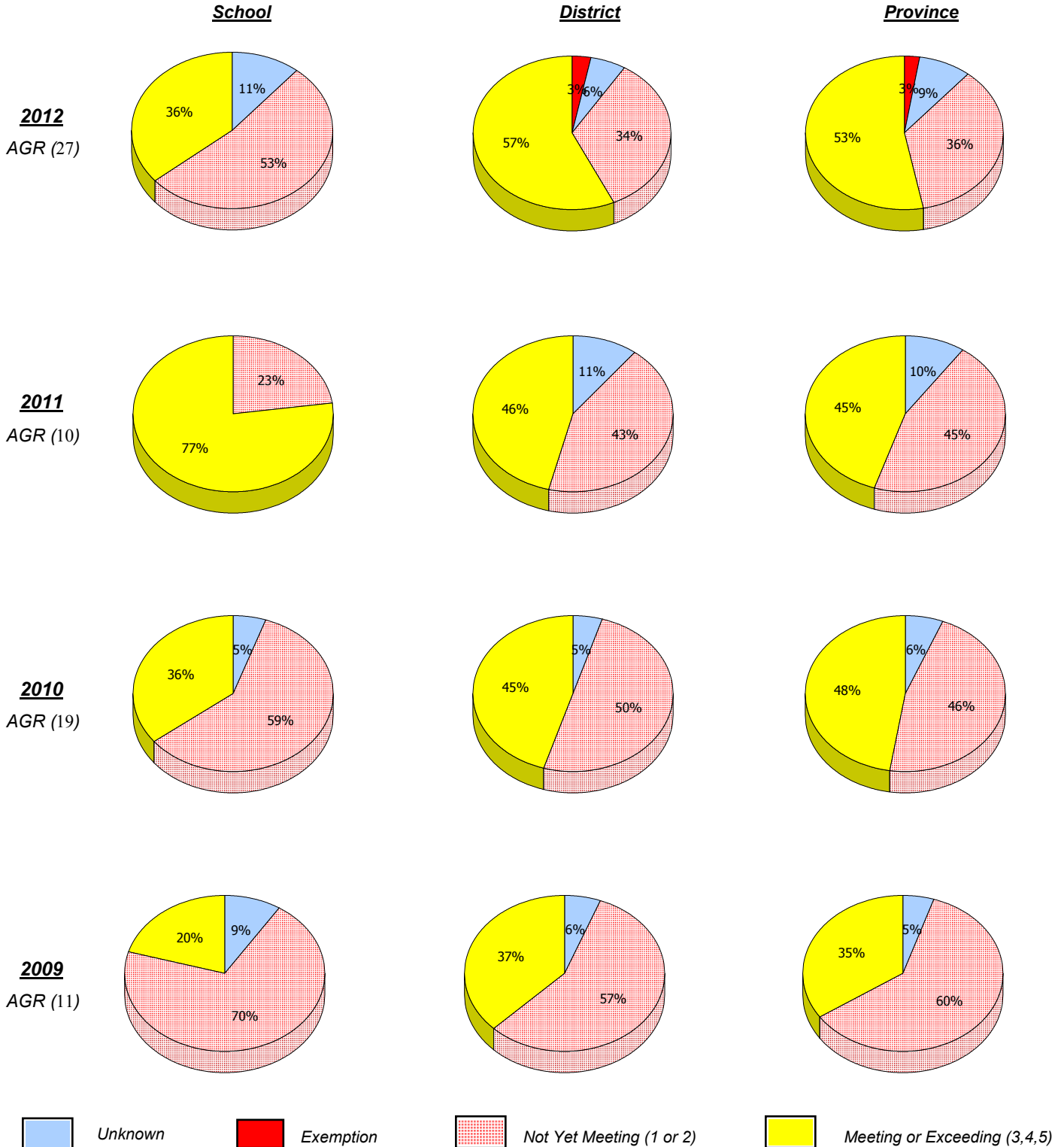
O:\CRT12\MATH\_6\WEB\MTH6\_4YR\_12.RPT



District 3 - Nova Central

School #: 178 Phoenix Academy

**Number Operations**



In some cases, CRT numbers may exceed AGR numbers based on late enrolments. Pie chart is based on the number of students who wrote the CRT.

Number Operations score is composite of Reasoning, Communication, Connections and Representations, and Problem Solving.

Source: Division of Evaluation and Research, Department of Education

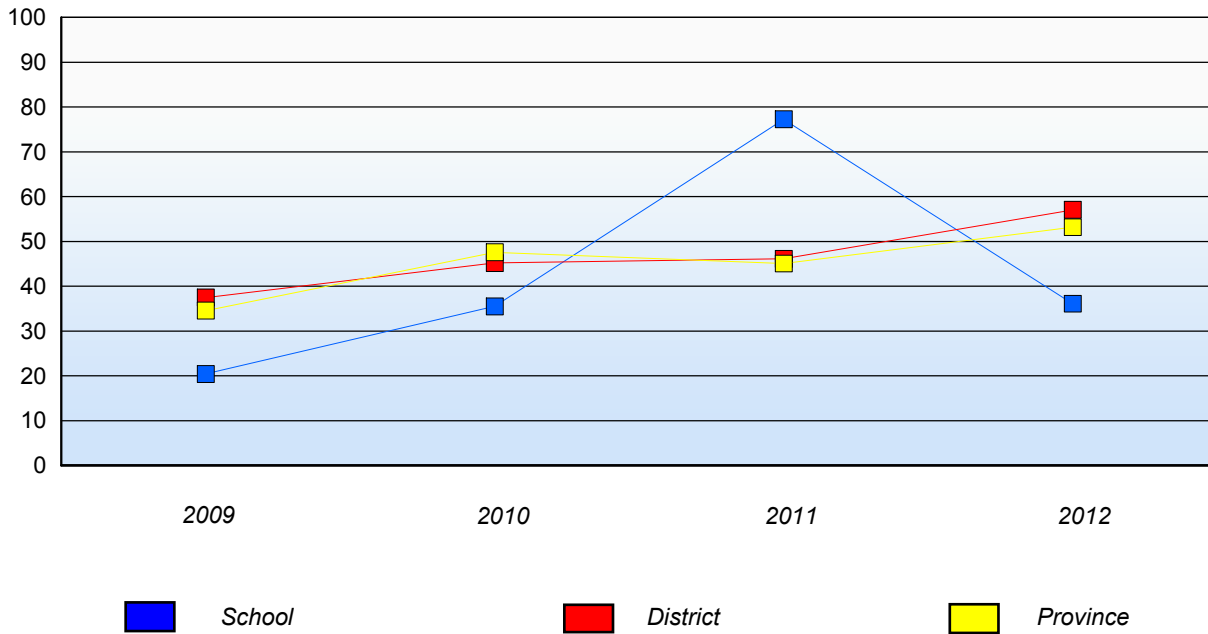
O:\CRT12\MATH\_6\WEB\MTH6\_4YR\_12.RPT

District 3 - Nova Central

School #: 178 Phoenix Academy

**Number Operations**

Percentage of students at level 3 or above (2009 - 2012)



In some cases, CRT numbers may exceed AGR numbers based on late enrolments. Pie chart is based on the number of students who wrote the CRT.  
Number Operations score is composite of Reasoning, Communication, Connections and Representations, and Problem Solving.

Source: Division of Evaluation and Research, Department of Education

O:\CRT12\MATH\_6\WEB\MTH6\_4YR\_12.RPT

10/11/2012

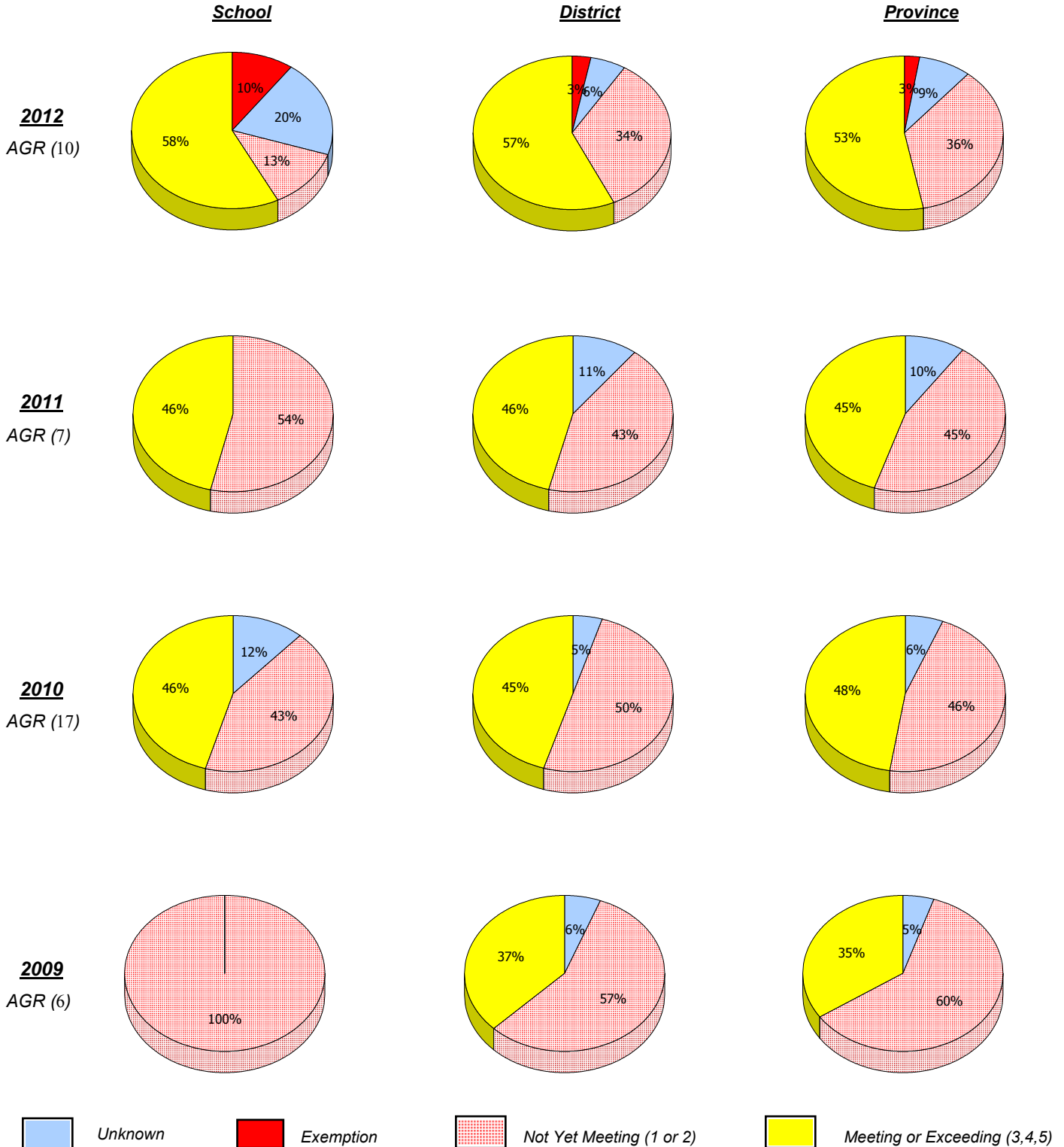
142

Mushuau Innu Natuashish and Peenamin McKenzie School are excluded from district and provincial results.

District 3 - Nova Central

School #: 179 Centreville Academy

**Number Operations**



In some cases, CRT numbers may exceed AGR numbers based on late enrolments. Pie chart is based on the number of students who wrote the CRT.

Number Operations score is composite of Reasoning, Communication, Connections and Representations, and Problem Solving.

Source: Division of Evaluation and Research, Department of Education

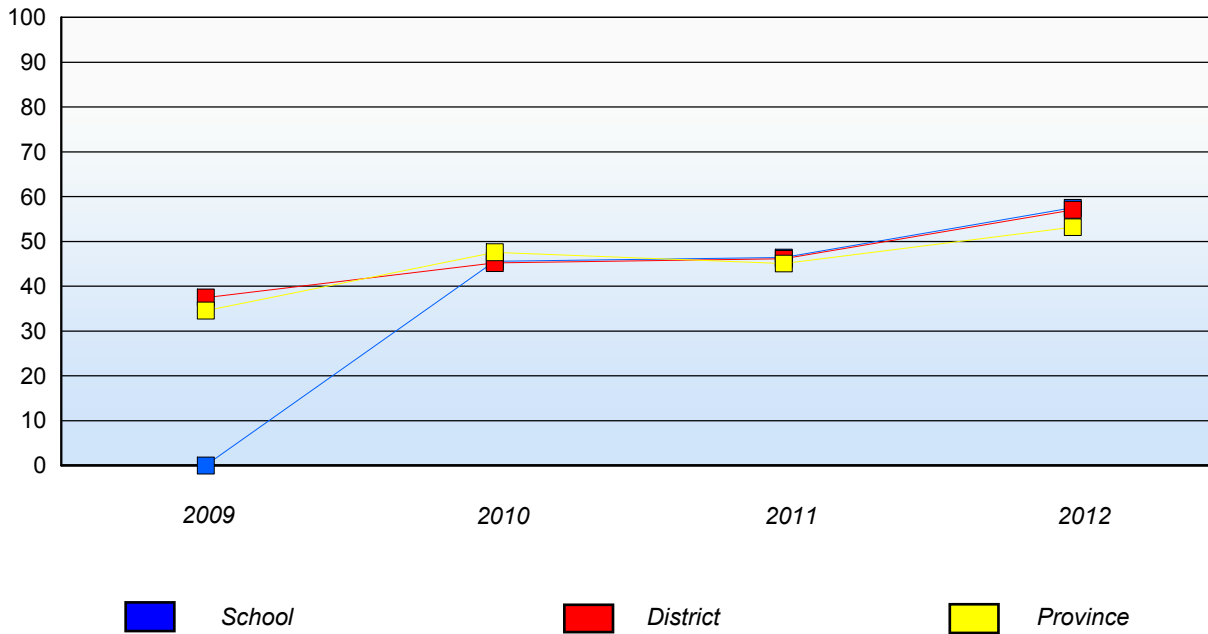
O:\CRT12\MATH\_6\WEB\MTH6\_4YR\_12.RPT

District 3 - Nova Central

School #: 179 Centreville Academy

**Number Operations**

Percentage of students at level 3 or above (2009 - 2012)



In some cases, CRT numbers may exceed AGR numbers based on late enrolments. Pie chart is based on the number of students who wrote the CRT.  
Number Operations score is composite of Reasoning, Communication, Connections and Representations, and Problem Solving.

Source: Division of Evaluation and Research, Department of Education

O:\CRT12\MATH\_6\WEB\MTH6\_4YR\_12.RPT

District 3 - Nova Central

School #: 180 A. R. Scammell Academy

**Number Operations**

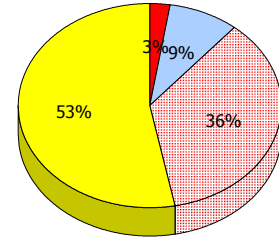
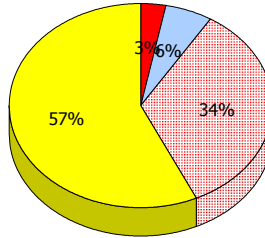
School

District

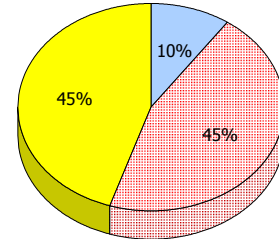
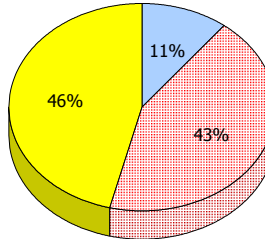
Province

**2012**  
AGR (2)

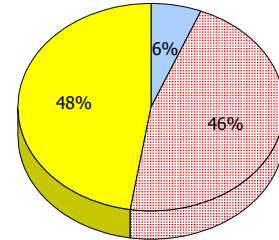
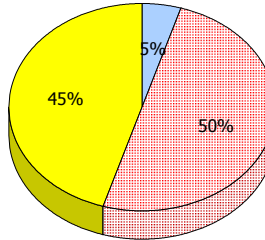
School data with 5 or fewer students withheld for reasons of confidentiality.



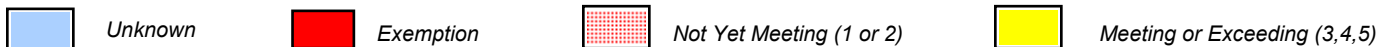
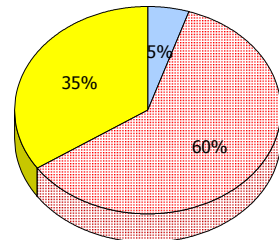
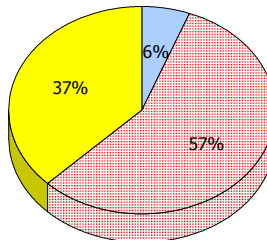
**2011**  
AGR (1)



**2010**  
AGR (2)



**2009**  
AGR (2)



In some cases, CRT numbers may exceed AGR numbers based on late enrolments. Pie chart is based on the number of students who wrote the CRT.

Number Operations score is composite of Reasoning, Communication, Connections and Representations, and Problem Solving.

Source: Division of Evaluation and Research, Department of Education

O:\CRT12\MATH\_6\WEB\MTH6\_4YR\_12.RPT

District 3 - Nova Central


School #: 180 A. R. Scammell Academy

---

### **Number Operations**

*Percentage of students at level 3 or above (2009 - 2012)*

School data with 5 or fewer students withheld for reasons of confidentiality.

 School

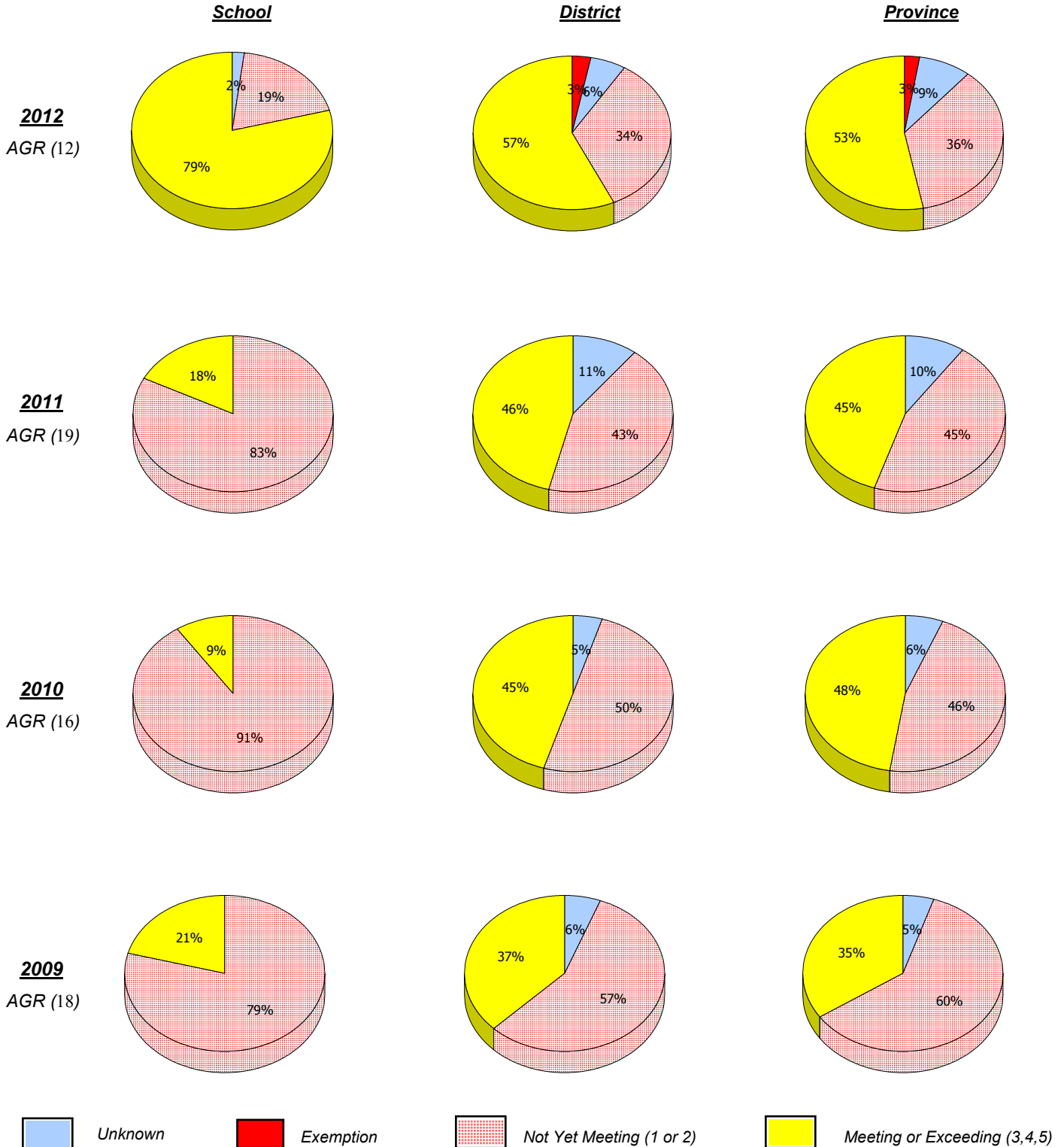
 District

 Province

District 3 - Nova Central

School #: 183 William Mercer Academy

**Number Operations**



In some cases, CRT numbers may exceed AGR numbers based on late enrolments. Pie chart is based on the number of students who wrote the CRT.

Number Operations score is composite of Reasoning, Communication, Connections and Representations, and Problem Solving.

Source: Division of Evaluation and Research, Department of Education

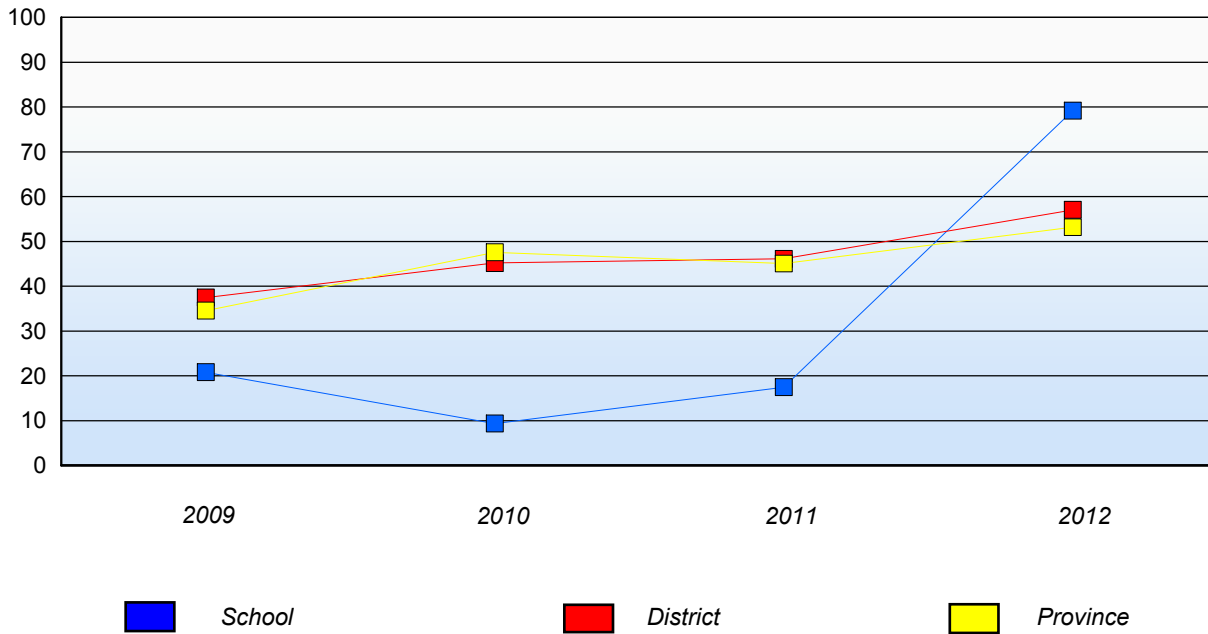
O:\CRT12\MATH\_6\WEB\MTH6\_4YR\_12.RPT

District 3 - Nova Central

School #: 183 William Mercer Academy

**Number Operations**

Percentage of students at level 3 or above (2009 - 2012)



In some cases, CRT numbers may exceed AGR numbers based on late enrolments. Pie chart is based on the number of students who wrote the CRT.  
Number Operations score is composite of Reasoning, Communication, Connections and Representations, and Problem Solving.

Source: Division of Evaluation and Research, Department of Education

O:\CRT12\MATH\_6\WEB\MTH6\_4YR\_12.RPT



District 3 - Nova Central

School #: 188 Sandstone Academy

**Number Operations**

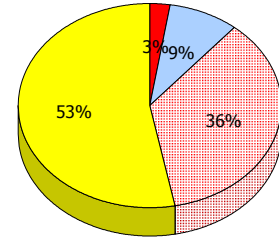
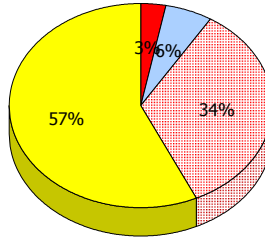
School

District

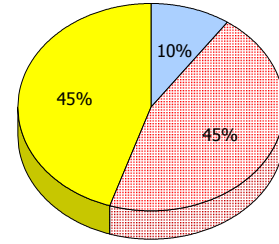
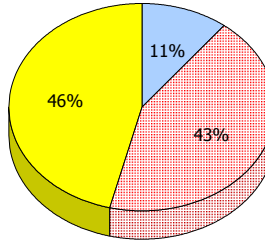
Province

**2012**  
AGR (4)

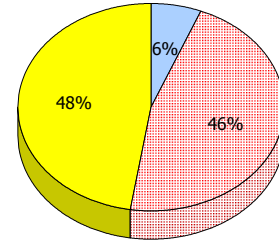
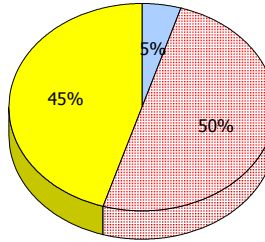
School data with 5 or fewer students withheld for reasons of confidentiality.



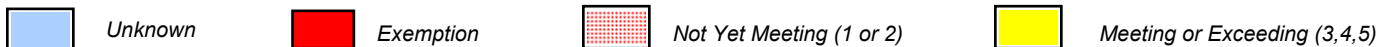
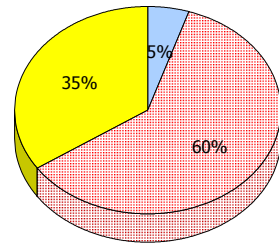
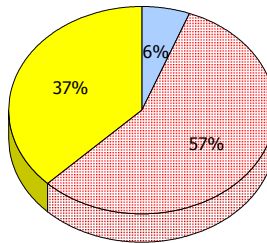
**2011**  
AGR (1)



**2010**  
AGR (2)



**2009**  
AGR (5)



In some cases, CRT numbers may exceed AGR numbers based on late enrolments. Pie chart is based on the number of students who wrote the CRT.

Number Operations score is composite of Reasoning, Communication, Connections and Representations, and Problem Solving.

Source: Division of Evaluation and Research, Department of Education

O:\CRT12\MATH\_6\WEB\MTH6\_4YR\_12.RPT

District 3 - Nova Central


School #: 188 Sandstone Academy

---

### Number Operations

Percentage of students at level 3 or above (2009 - 2012)

School data with 5 or fewer students withheld for reasons of confidentiality.

 School

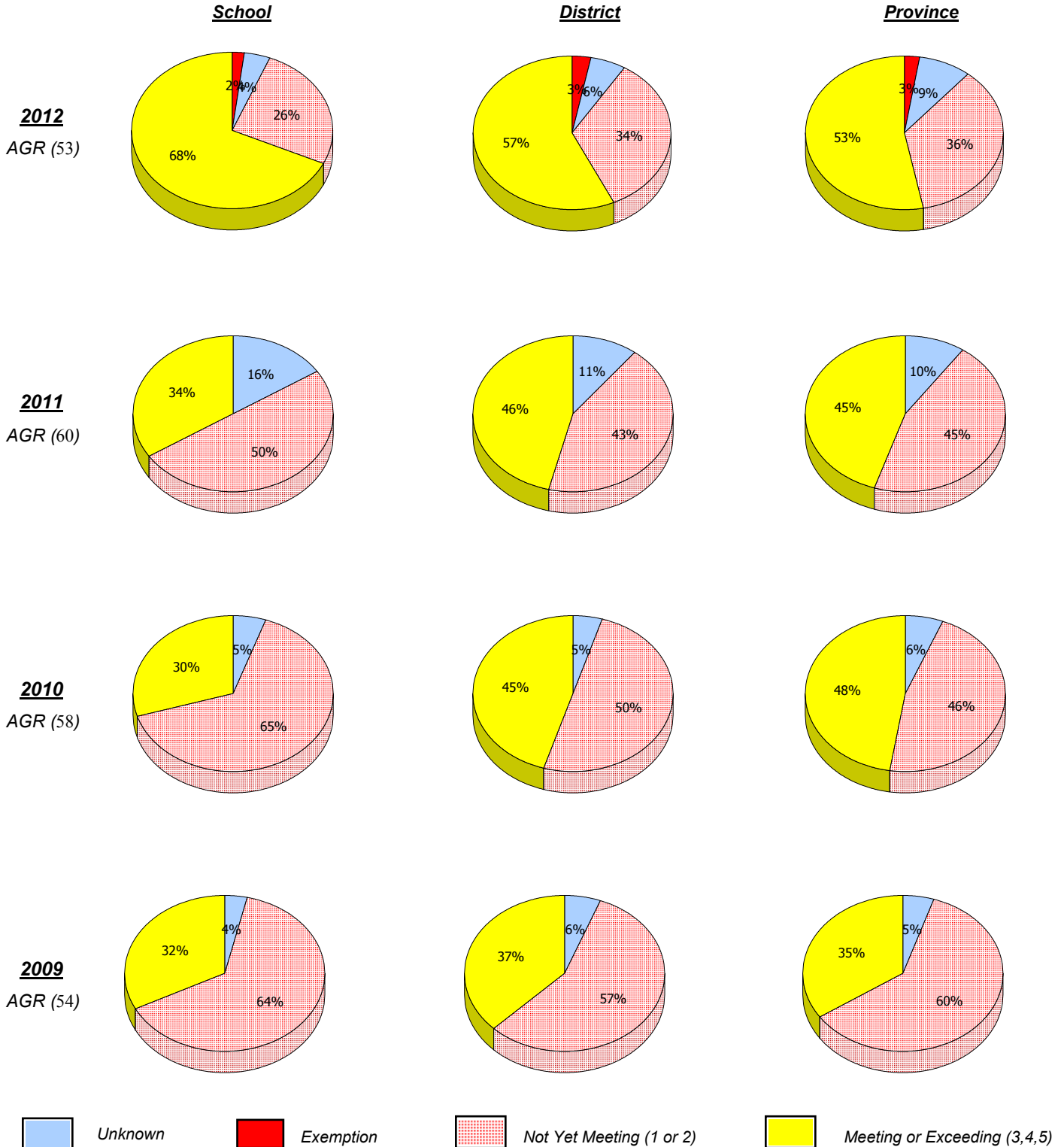
 District

 Province

District 3 - Nova Central

School #: 189 Lewisporte Academy

**Number Operations**



In some cases, CRT numbers may exceed AGR numbers based on late enrolments. Pie chart is based on the number of students who wrote the CRT.

Number Operations score is composite of Reasoning, Communication, Connections and Representations, and Problem Solving.

Source: Division of Evaluation and Research, Department of Education

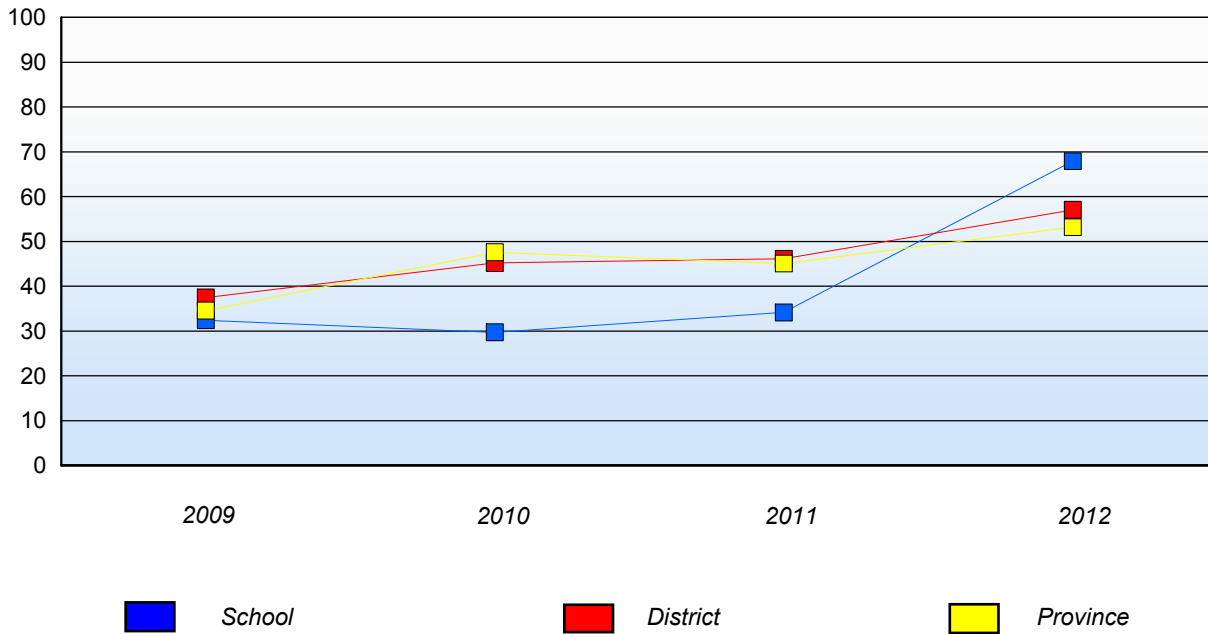
O:\CRT12\MATH\_6\WEB\MTH6\_4YR\_12.RPT

District 3 - Nova Central

School #: 189 Lewisporte Academy

**Number Operations**

Percentage of students at level 3 or above (2009 - 2012)



In some cases, CRT numbers may exceed AGR numbers based on late enrolments. Pie chart is based on the number of students who wrote the CRT.  
Number Operations score is composite of Reasoning, Communication, Connections and Representations, and Problem Solving.

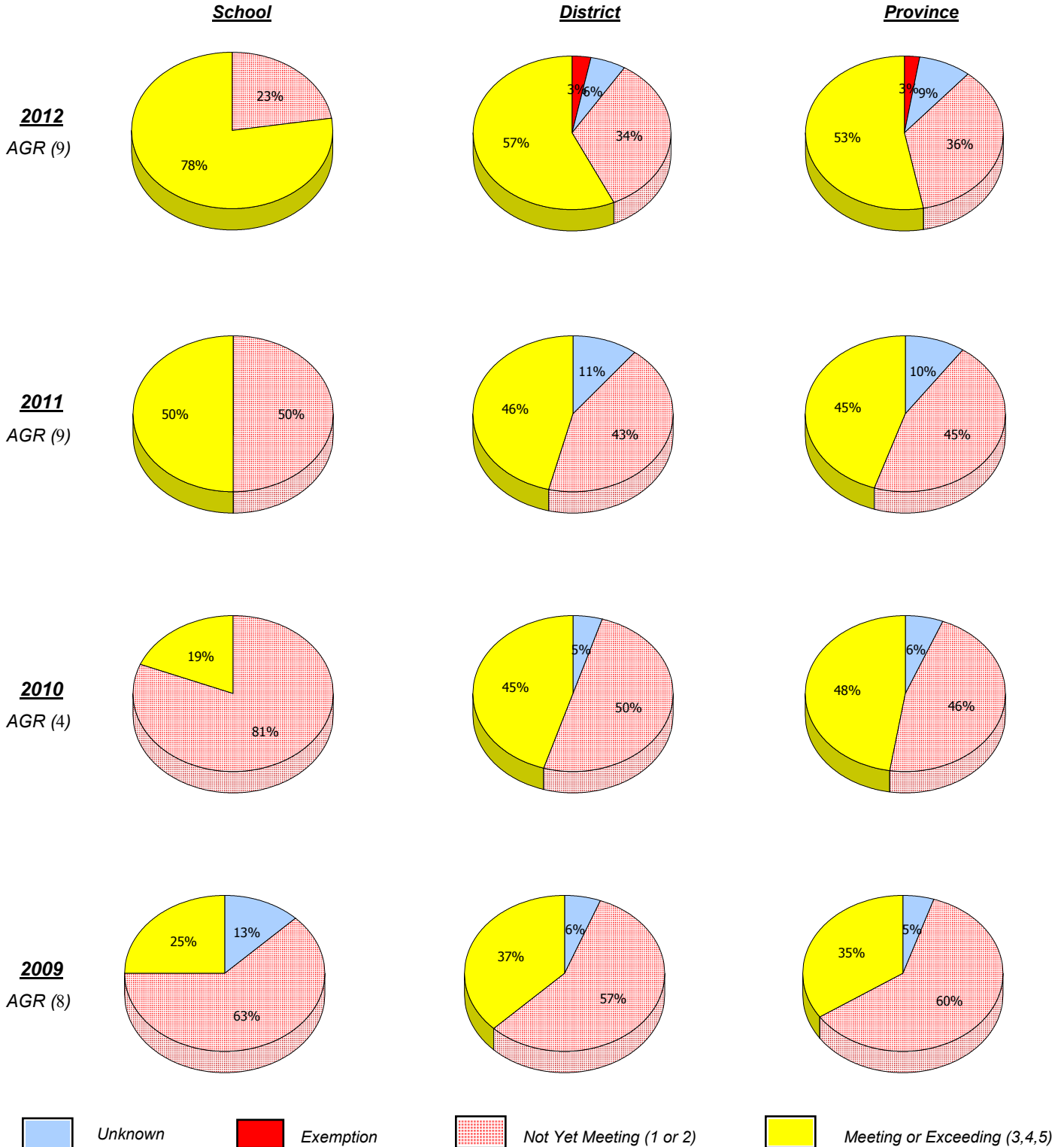
Source: Division of Evaluation and Research, Department of Education

O:\CRT12\MATH\_6\WEB\MTH6\_4YR\_12.RPT

District 3 - Nova Central

School #: 192 Lumsden Academy

**Number Operations**



In some cases, CRT numbers may exceed AGR numbers based on late enrolments. Pie chart is based on the number of students who wrote the CRT.

Number Operations score is composite of Reasoning, Communication, Connections and Representations, and Problem Solving.

Source: Division of Evaluation and Research, Department of Education

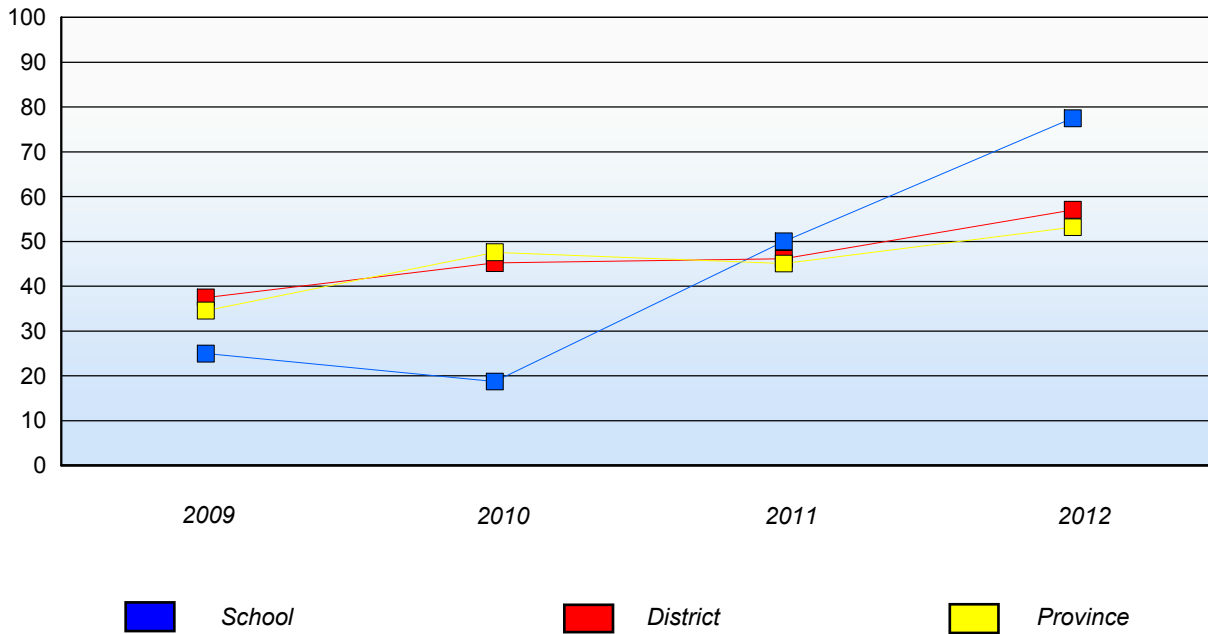
O:\CRT12\MATH\_6\WEB\MTH6\_4YR\_12.RPT

District 3 - Nova Central

School #: 192 Lumsden Academy

**Number Operations**

Percentage of students at level 3 or above (2009 - 2012)



In some cases, CRT numbers may exceed AGR numbers based on late enrolments. Pie chart is based on the number of students who wrote the CRT.  
Number Operations score is composite of Reasoning, Communication, Connections and Representations, and Problem Solving.

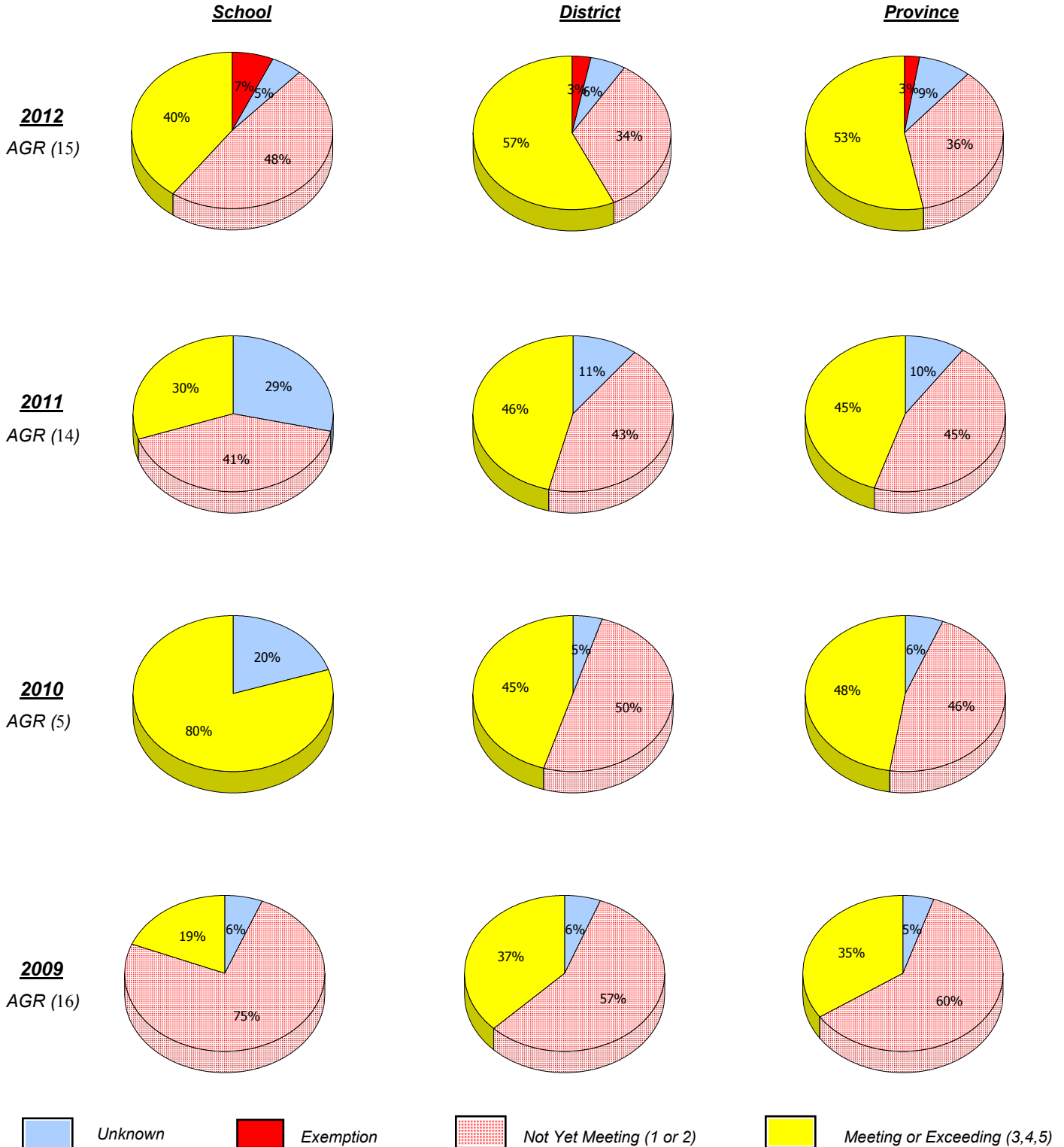
Source: Division of Evaluation and Research, Department of Education

O:\CRT12\MATH\_6\WEB\MTH6\_4YR\_12.RPT

District 3 - Nova Central

School #: 194 Gill Memorial Academy

**Number Operations**



In some cases, CRT numbers may exceed AGR numbers based on late enrolments. Pie chart is based on the number of students who wrote the CRT.

Number Operations score is composite of Reasoning, Communication, Connections and Representations, and Problem Solving.

Source: Division of Evaluation and Research, Department of Education

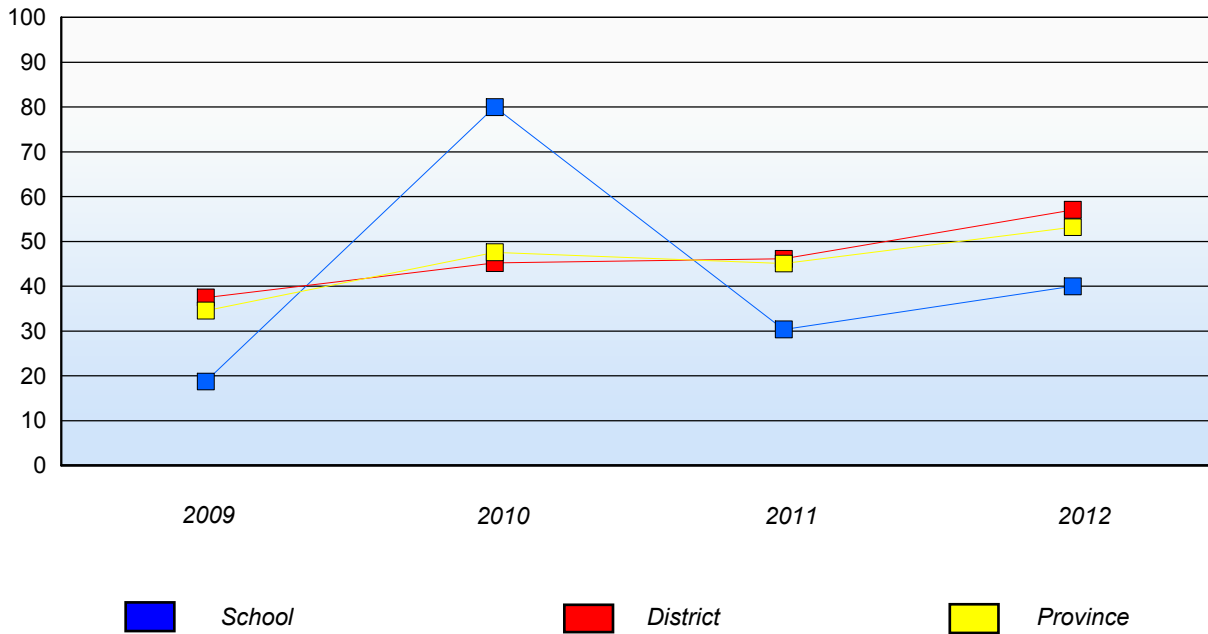
O:\CRT12\MATH\_6\WEB\MTH6\_4YR\_12.RPT

District 3 - Nova Central

School #: 194 Gill Memorial Academy

**Number Operations**

Percentage of students at level 3 or above (2009 - 2012)



In some cases, CRT numbers may exceed AGR numbers based on late enrolments. Pie chart is based on the number of students who wrote the CRT. Number Operations score is composite of Reasoning, Communication, Connections and Representations, and Problem Solving.

Source: Division of Evaluation and Research, Department of Education

O:\CRT12\MATH\_6\WEB\MTH6\_4YR\_12.RPT



District 3 - Nova Central

School #: 196 St. Gabriel's AG

**Number Operations**

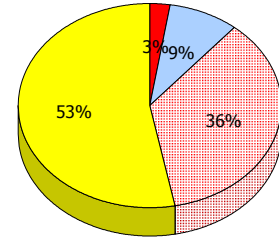
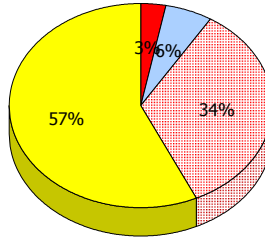
School

District

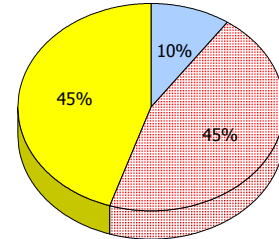
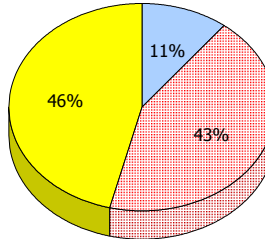
Province

**2012**  
AGR (2)

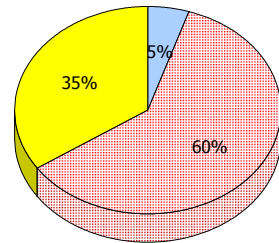
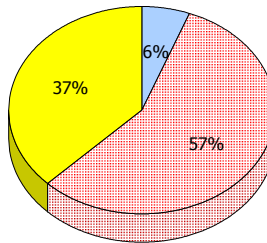
School data with 5 or fewer students withheld for reasons of confidentiality.



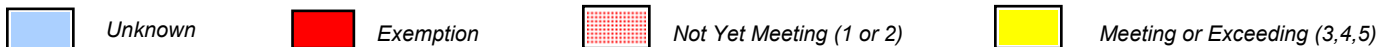
**2011**  
AGR (1)



**2010**  
AGR (0)



**2009**  
AGR (2)



In some cases, CRT numbers may exceed AGR numbers based on late enrolments. Pie chart is based on the number of students who wrote the CRT.

Number Operations score is composite of Reasoning, Communication, Connections and Representations, and Problem Solving.

Source: Division of Evaluation and Research, Department of Education

O:\CRT12\MATH\_6\WEB\MTH6\_4YR\_12.RPT

District 3 - Nova Central


School #: 196 St. Gabriel's AG

---

### Number Operations

Percentage of students at level 3 or above (2009 - 2012)

School data with 5 or fewer students withheld for reasons of confidentiality.

 School

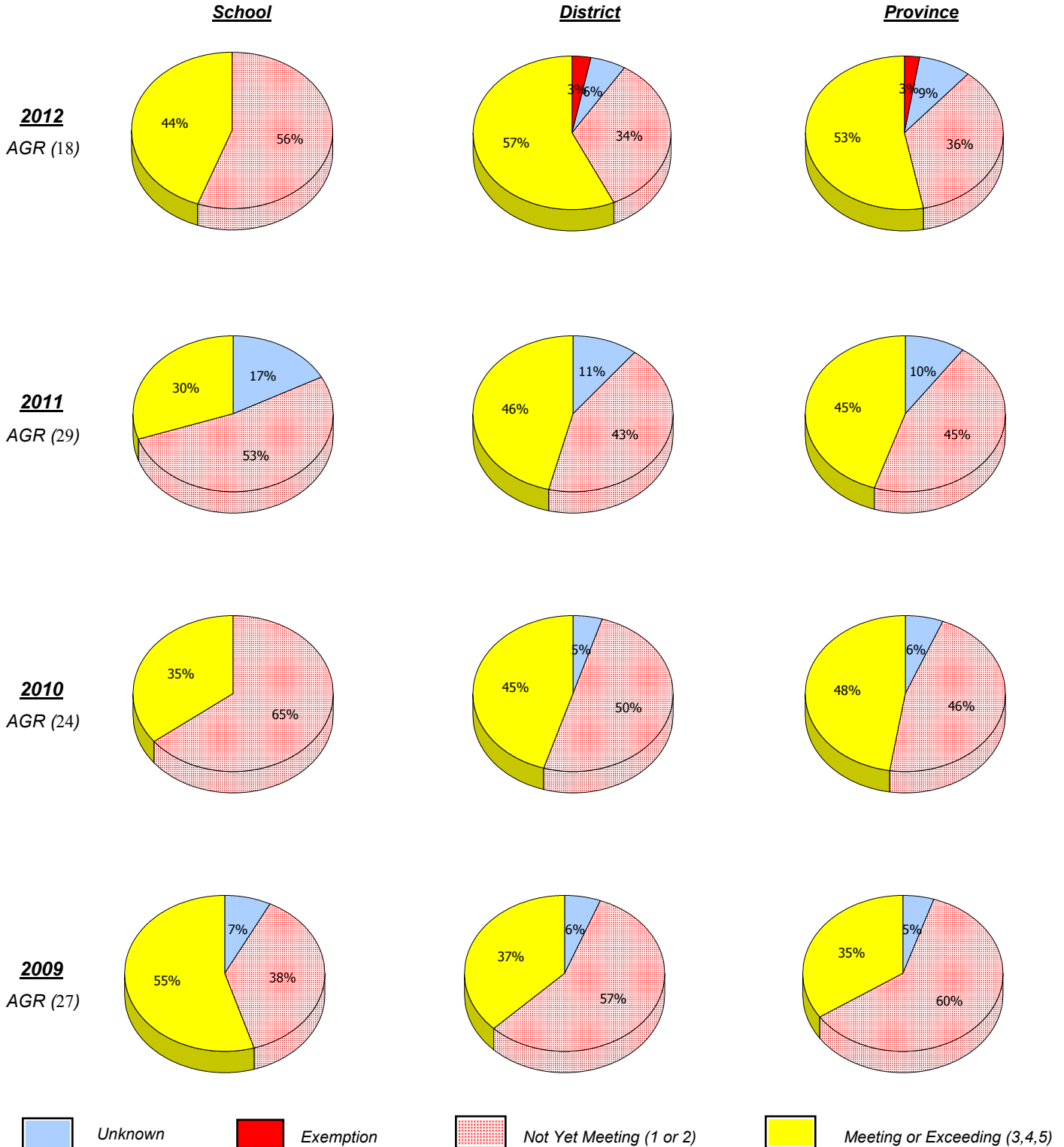
 District

 Province

District 3 - Nova Central

School #: 202 Twillingate Island Elementary

**Number Operations**



In some cases, CRT numbers may exceed AGR numbers based on late enrolments. Pie chart is based on the number of students who wrote the CRT.

Number Operations score is composite of Reasoning, Communication, Connections and Representations, and Problem Solving.

Source: Division of Evaluation and Research, Department of Education

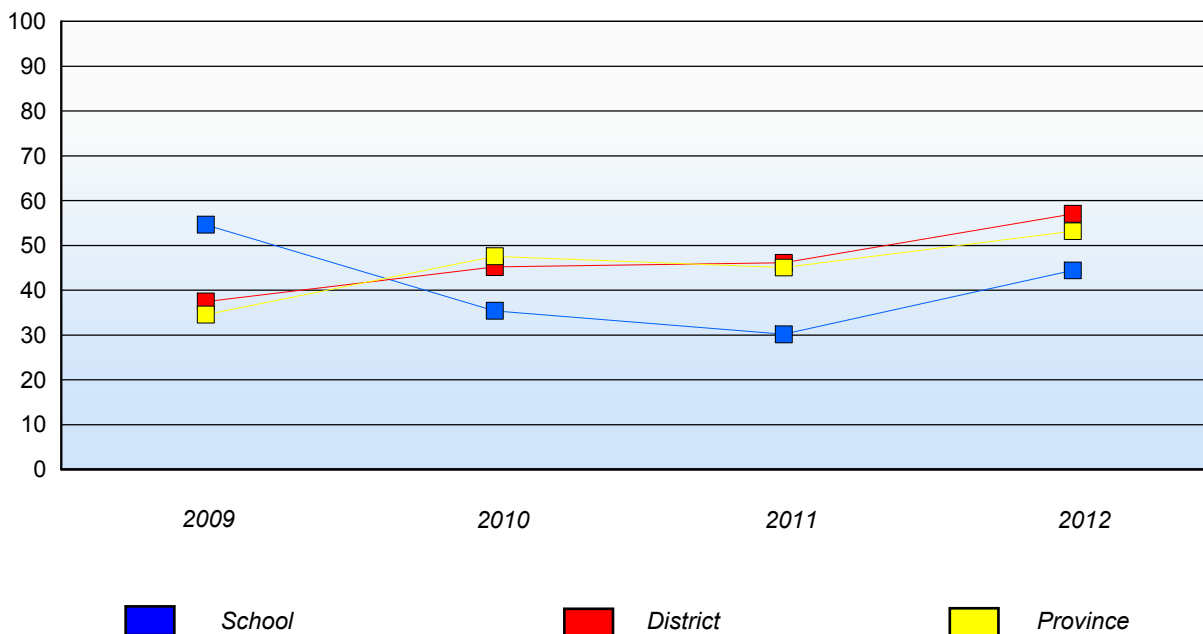
O:\CRT12\MATH\_6\WEB\MTH6\_4YR\_12.RPT

District 3 - Nova Central

School #: 202 Twillingate Island Elementary

**Number Operations**

Percentage of students at level 3 or above (2009 - 2012)



In some cases, CRT numbers may exceed AGR numbers based on late enrolments. Pie chart is based on the number of students who wrote the CRT.  
Number Operations score is composite of Reasoning, Communication, Connections and Representations, and Problem Solving.

Source: Division of Evaluation and Research, Department of Education

O:\CRT12\MATH\_6\WEB\MTH6\_4YR\_12.RPT

10/11/2012

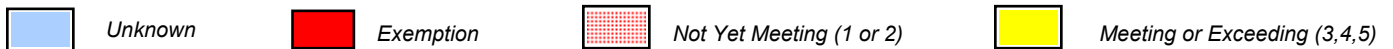
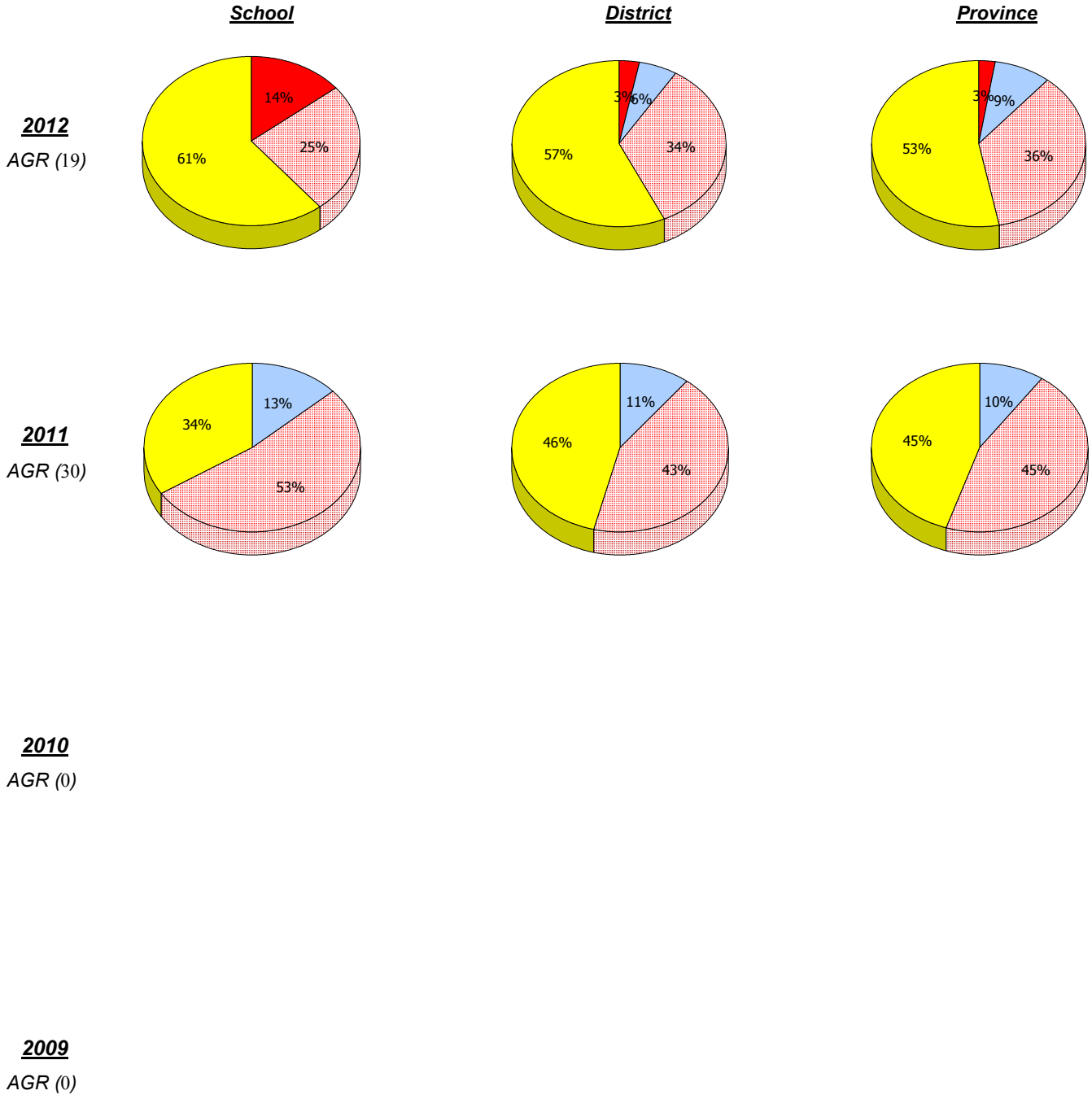
160

Mushuau Innu Natuashish and Peenamin McKenzie School are excluded from district and provincial results.

District 3 - Nova Central

School #: 204 Pearson Academy

**Number Operations**



In some cases, CRT numbers may exceed AGR numbers based on late enrolments. Pie chart is based on the number of students who wrote the CRT.

Number Operations score is composite of Reasoning, Communication, Connections and Representations, and Problem Solving.

Source: Division of Evaluation and Research, Department of Education

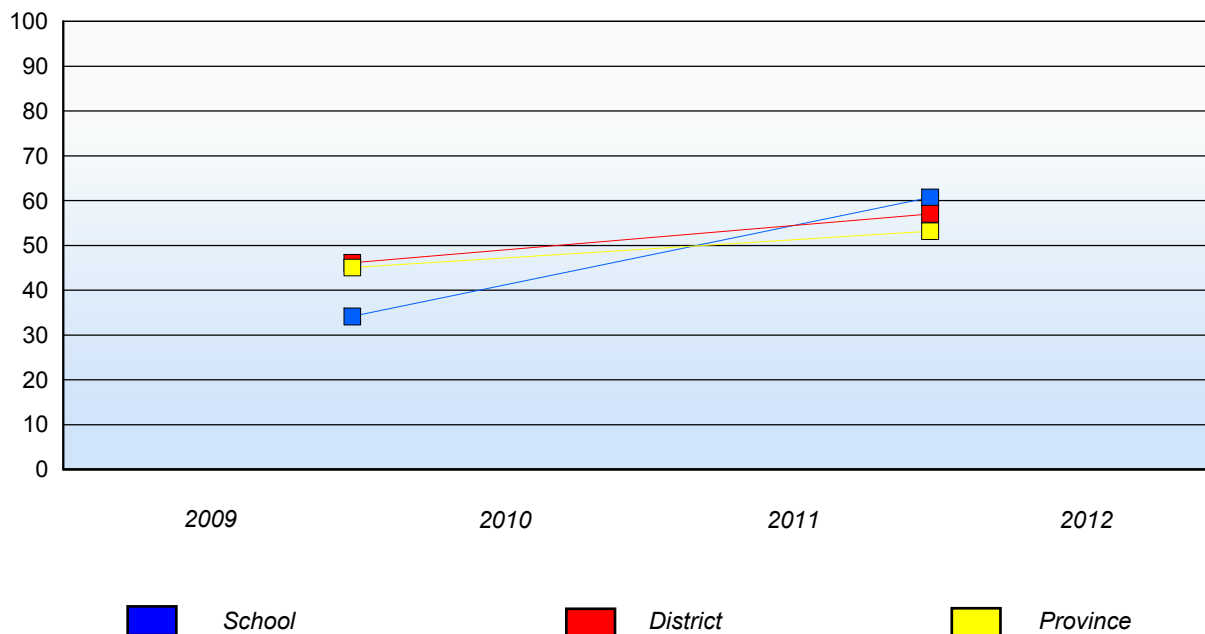
O:\CRT12\MATH\_6\WEB\MTH6\_4YR\_12.RPT

District 3 - Nova Central

School #: 204 Pearson Academy

### Number Operations

Percentage of students at level 3 or above (2009 - 2012)



In some cases, CRT numbers may exceed AGR numbers based on late enrolments. Pie chart is based on the number of students who wrote the CRT.  
Number Operations score is composite of Reasoning, Communication, Connections and Representations, and Problem Solving.

Source: Division of Evaluation and Research, Department of Education

O:\CRT12\MATH\_6\WEB\MTH6\_4YR\_12.RPT

10/11/2012

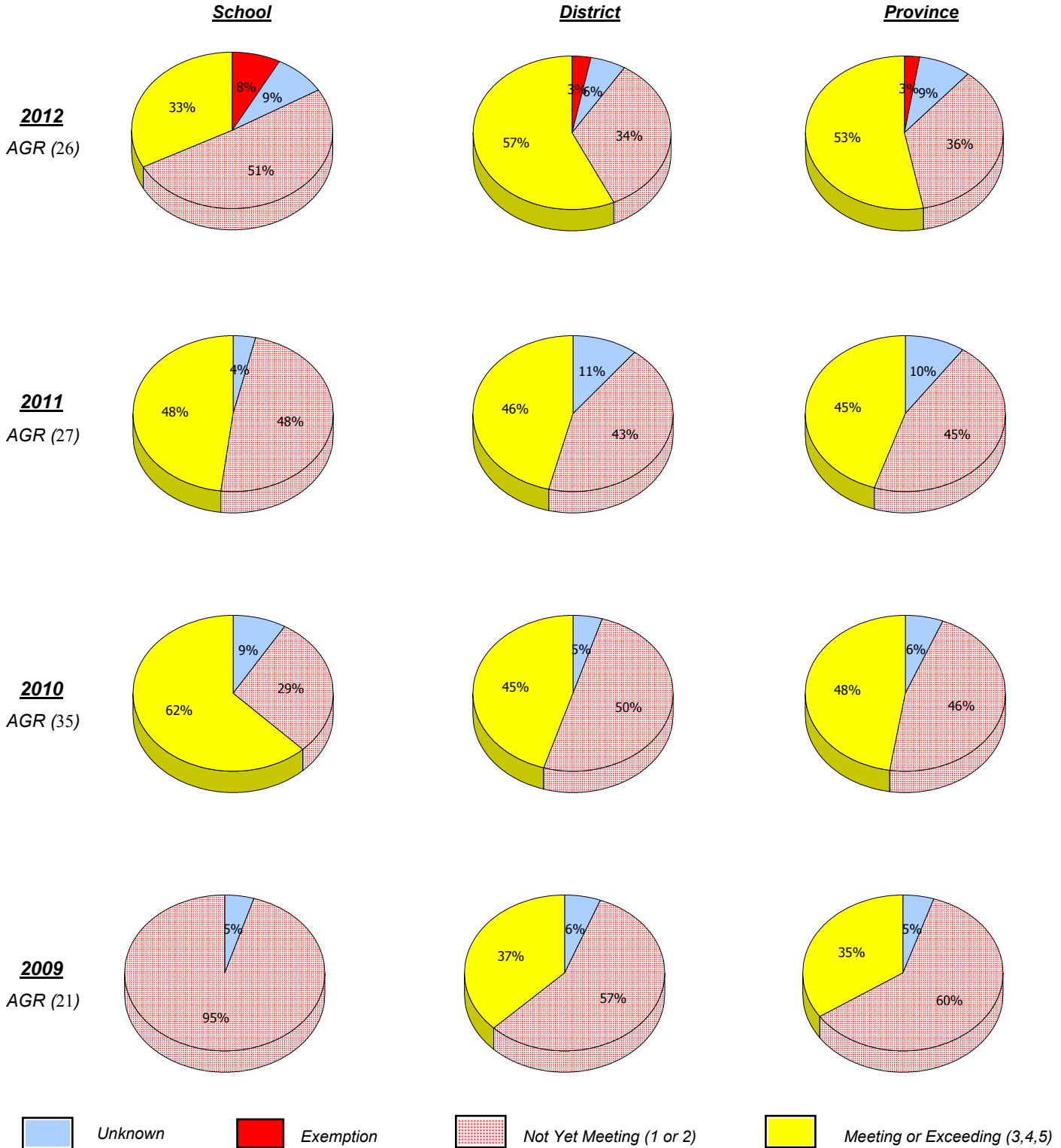
162

Mushuau Innu Natuashish and Peenamin McKenzie School are excluded from district and provincial results.

District 3 - Nova Central

School #: 206 Riverwood Academy

**Number Operations**



In some cases, CRT numbers may exceed AGR numbers based on late enrolments. Pie chart is based on the number of students who wrote the CRT.

Number Operations score is composite of Reasoning, Communication, Connections and Representations, and Problem Solving.

Source: Division of Evaluation and Research, Department of Education

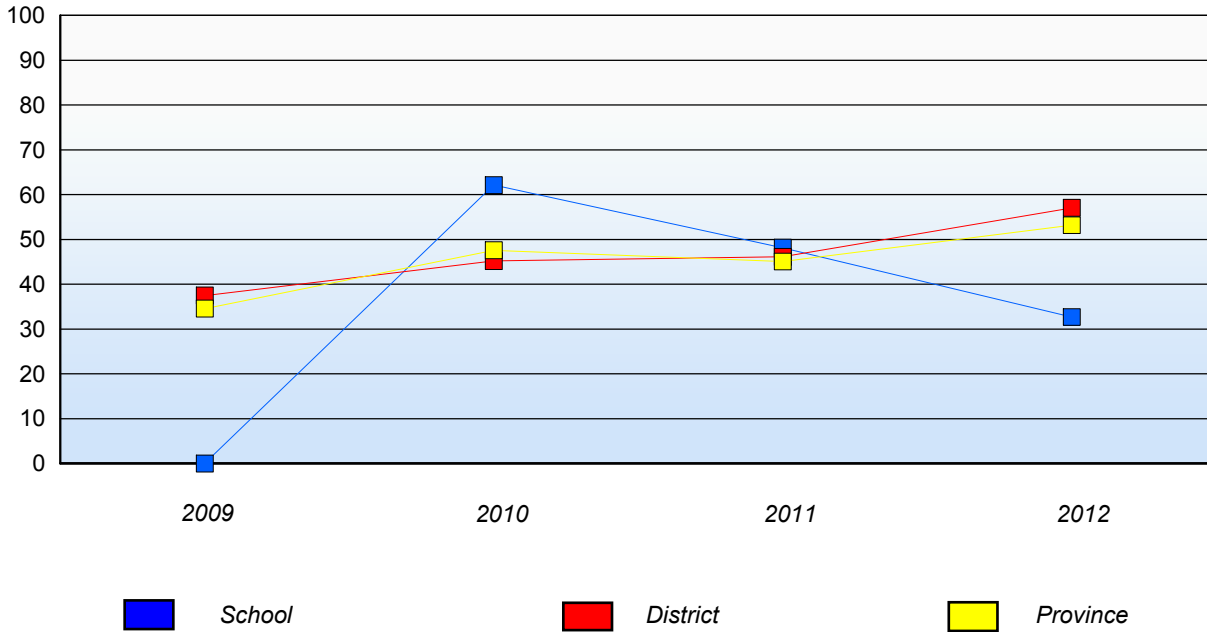
O:\CRT12\MATH\_6\WEB\MTH6\_4YR\_12.RPT

District 3 - Nova Central

School #: 206 Riverwood Academy

**Number Operations**

Percentage of students at level 3 or above (2009 - 2012)



In some cases, CRT numbers may exceed AGR numbers based on late enrolments. Pie chart is based on the number of students who wrote the CRT.  
Number Operations score is composite of Reasoning, Communication, Connections and Representations, and Problem Solving.

Source: Division of Evaluation and Research, Department of Education

O:\CRT12\MATH\_6\WEB\MTH6\_4YR\_12.RPT

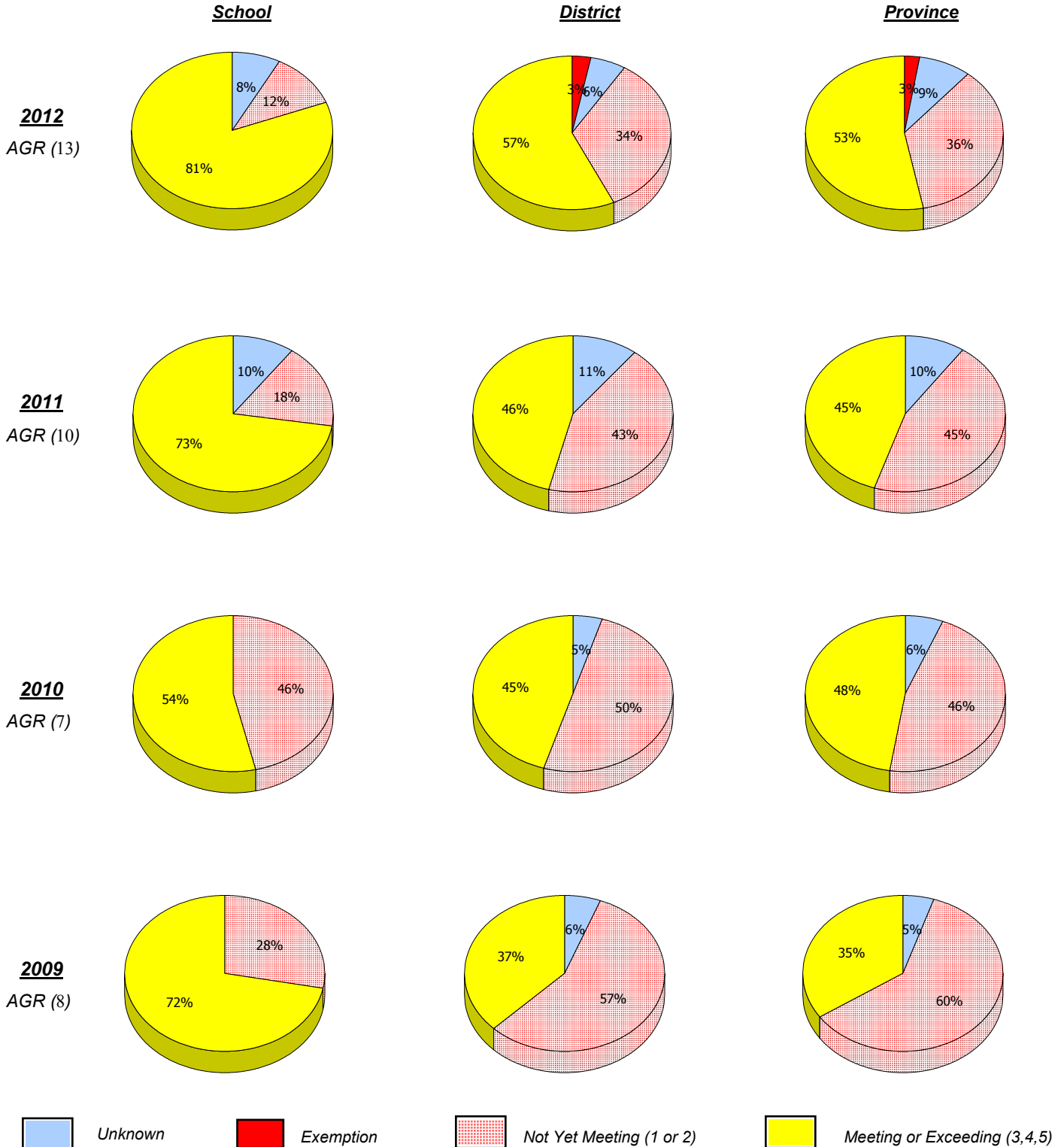
Mushuau Innu Natuashish and Peenamin McKenzie School are excluded from district and provincial results.



District 3 - Nova Central

School #: 398 Avoca Collegiate

**Number Operations**



In some cases, CRT numbers may exceed AGR numbers based on late enrolments. Pie chart is based on the number of students who wrote the CRT.

Number Operations score is composite of Reasoning, Communication, Connections and Representations, and Problem Solving.

Source: Division of Evaluation and Research, Department of Education

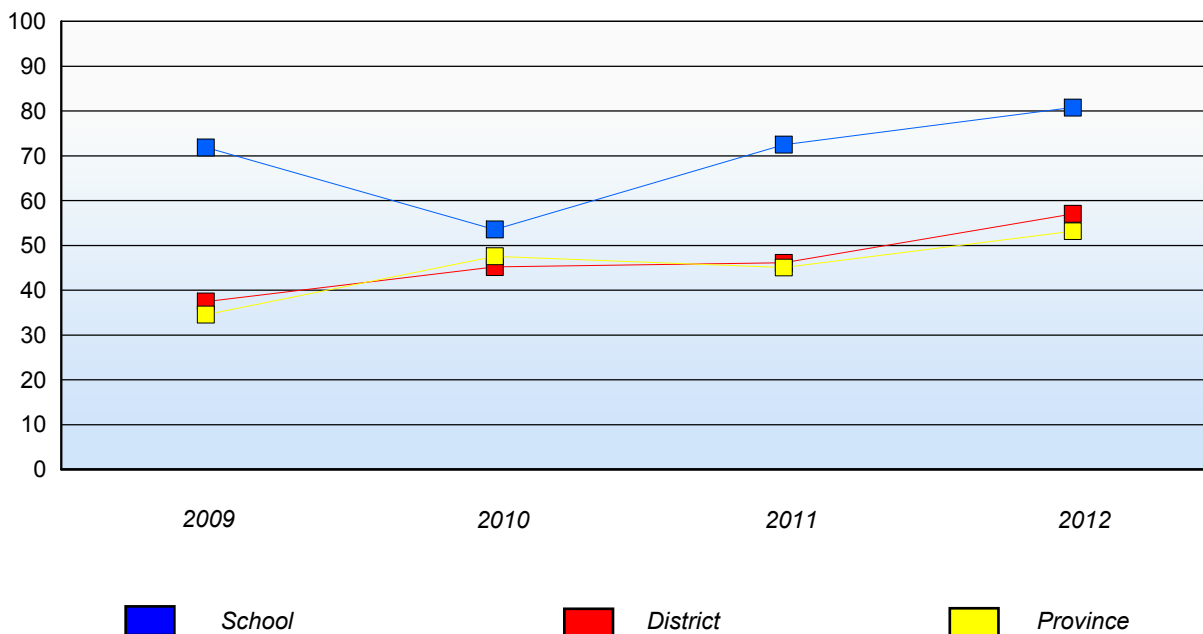
O:\CRT12\MATH\_6\WEB\MTH6\_4YR\_12.RPT

District 3 - Nova Central

School #: 398 Avoca Collegiate

**Number Operations**

Percentage of students at level 3 or above (2009 - 2012)



In some cases, CRT numbers may exceed AGR numbers based on late enrolments. Pie chart is based on the number of students who wrote the CRT. Number Operations score is composite of Reasoning, Communication, Connections and Representations, and Problem Solving.

Source: Division of Evaluation and Research, Department of Education

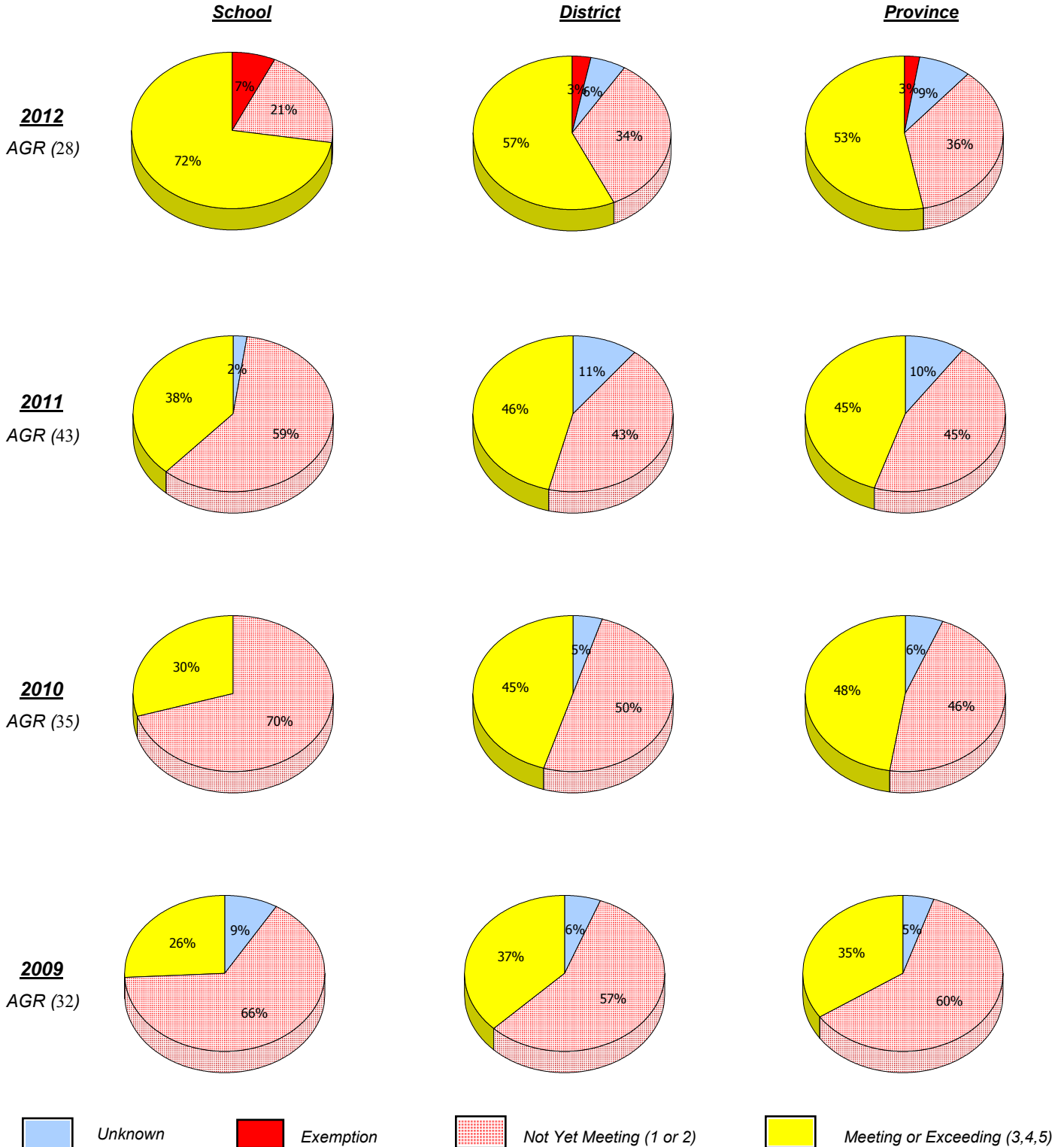
O:\CRT12\MATH\_6\WEB\MTH6\_4YR\_12.RPT

Mushuau Innu Natuashish and Peenamin McKenzie School are excluded from district and provincial results.

District 3 - Nova Central

School #: 400 Helen Tulk Elementary

**Number Operations**



In some cases, CRT numbers may exceed AGR numbers based on late enrolments. Pie chart is based on the number of students who wrote the CRT.

Number Operations score is composite of Reasoning, Communication, Connections and Representations, and Problem Solving.

Source: Division of Evaluation and Research, Department of Education

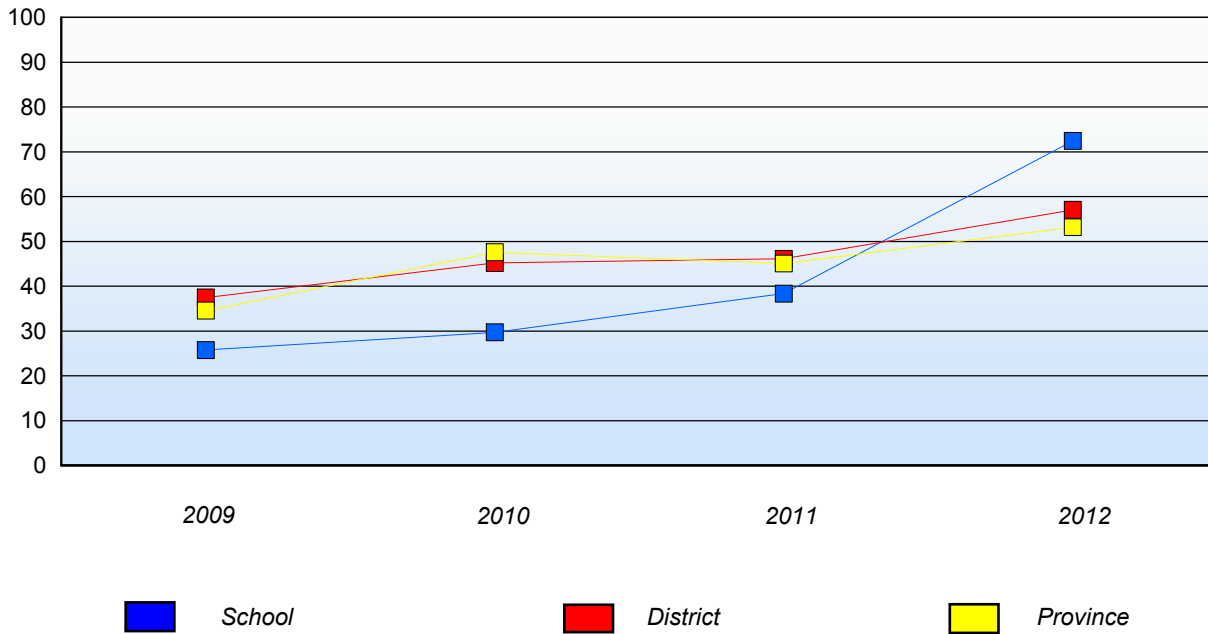
O:\CRT12\MATH\_6\WEB\MTH6\_4YR\_12.RPT

District 3 - Nova Central

School #: 400 Helen Tulk Elementary

**Number Operations**

Percentage of students at level 3 or above (2009 - 2012)



In some cases, CRT numbers may exceed AGR numbers based on late enrolments. Pie chart is based on the number of students who wrote the CRT. Number Operations score is composite of Reasoning, Communication, Connections and Representations, and Problem Solving.

Source: Division of Evaluation and Research, Department of Education

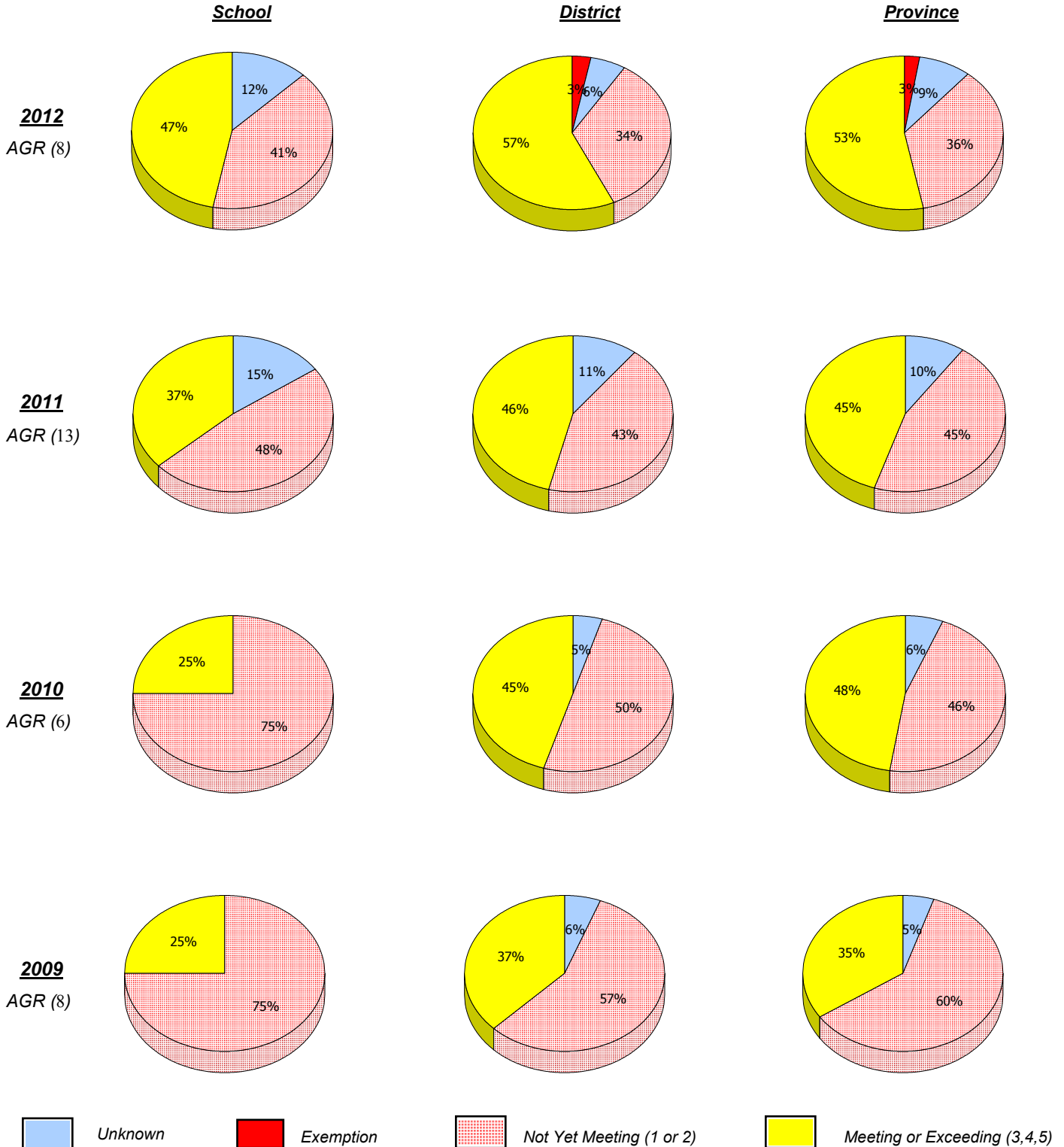
O:\CRT12\MATH\_6\WEB\MTH6\_4YR\_12.RPT

Mushuau Innu Natuashish and Peenamin McKenzie School are excluded from district and provincial results.

District 3 - Nova Central

School #: 403 Lakeside Academy

**Number Operations**



In some cases, CRT numbers may exceed AGR numbers based on late enrolments. Pie chart is based on the number of students who wrote the CRT.

Number Operations score is composite of Reasoning, Communication, Connections and Representations, and Problem Solving.

Source: Division of Evaluation and Research, Department of Education

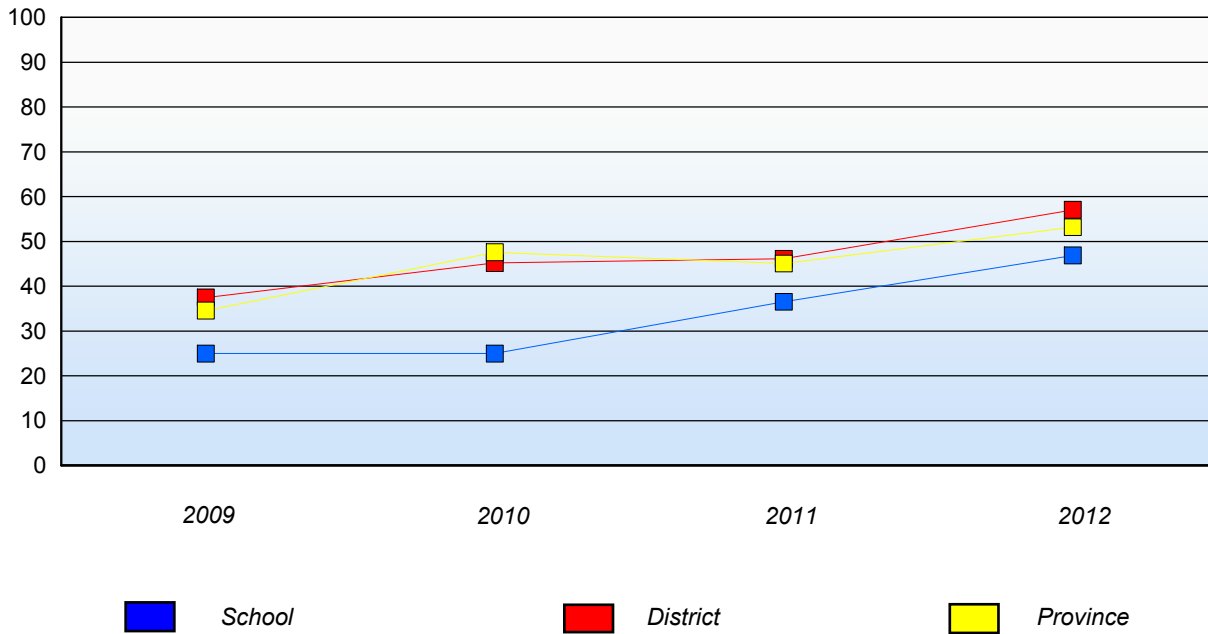
O:\CRT12\MATH\_6\WEB\MTH6\_4YR\_12.RPT

District 3 - Nova Central

School #: 403 Lakeside Academy

### Number Operations

*Percentage of students at level 3 or above (2009 - 2012)*



In some cases, CRT numbers may exceed AGR numbers based on late enrolments. Pie chart is based on the number of students who wrote the CRT. Number Operations score is composite of Reasoning, Communication, Connections and Representations, and Problem Solving.

Source: Division of Evaluation and Research, Department of Education

O:\CRT12\MATH\_6\WEB\MTH6\_4YR\_12.RPT

Mushuau Innu Natuashish and Peenamin McKenzie School are excluded from district and provincial results.

District 3 - Nova Central

School #: 405 Cottrell's Cove Academy

**Number Operations**

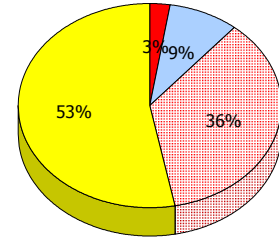
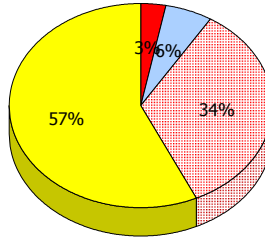
School

District

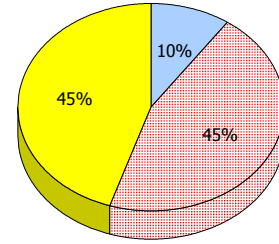
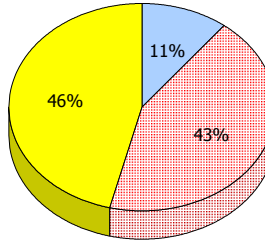
Province

**2012**  
AGR (1)

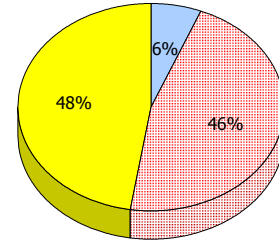
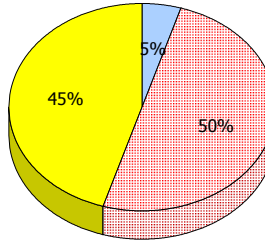
School data with 5 or fewer students withheld for reasons of confidentiality.



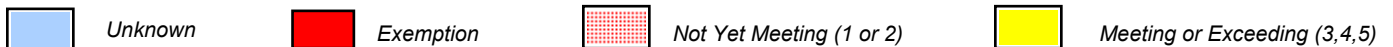
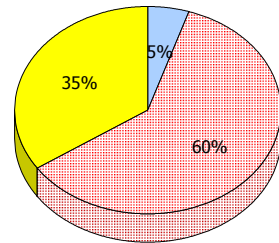
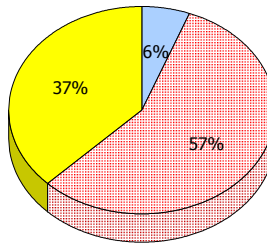
**2011**  
AGR (0)



**2010**  
AGR (1)



**2009**  
AGR (5)



In some cases, CRT numbers may exceed AGR numbers based on late enrolments. Pie chart is based on the number of students who wrote the CRT.

Number Operations score is composite of Reasoning, Communication, Connections and Representations, and Problem Solving.

Source: Division of Evaluation and Research, Department of Education

O:\CRT12\MATH\_6\WEB\MTH6\_4YR\_12.RPT

District 3 - Nova Central


School #: 405 Cottrell's Cove Academy

---

### Number Operations

Percentage of students at level 3 or above (2009 - 2012)

School data with 5 or fewer students withheld for reasons of confidentiality.

 School

 District

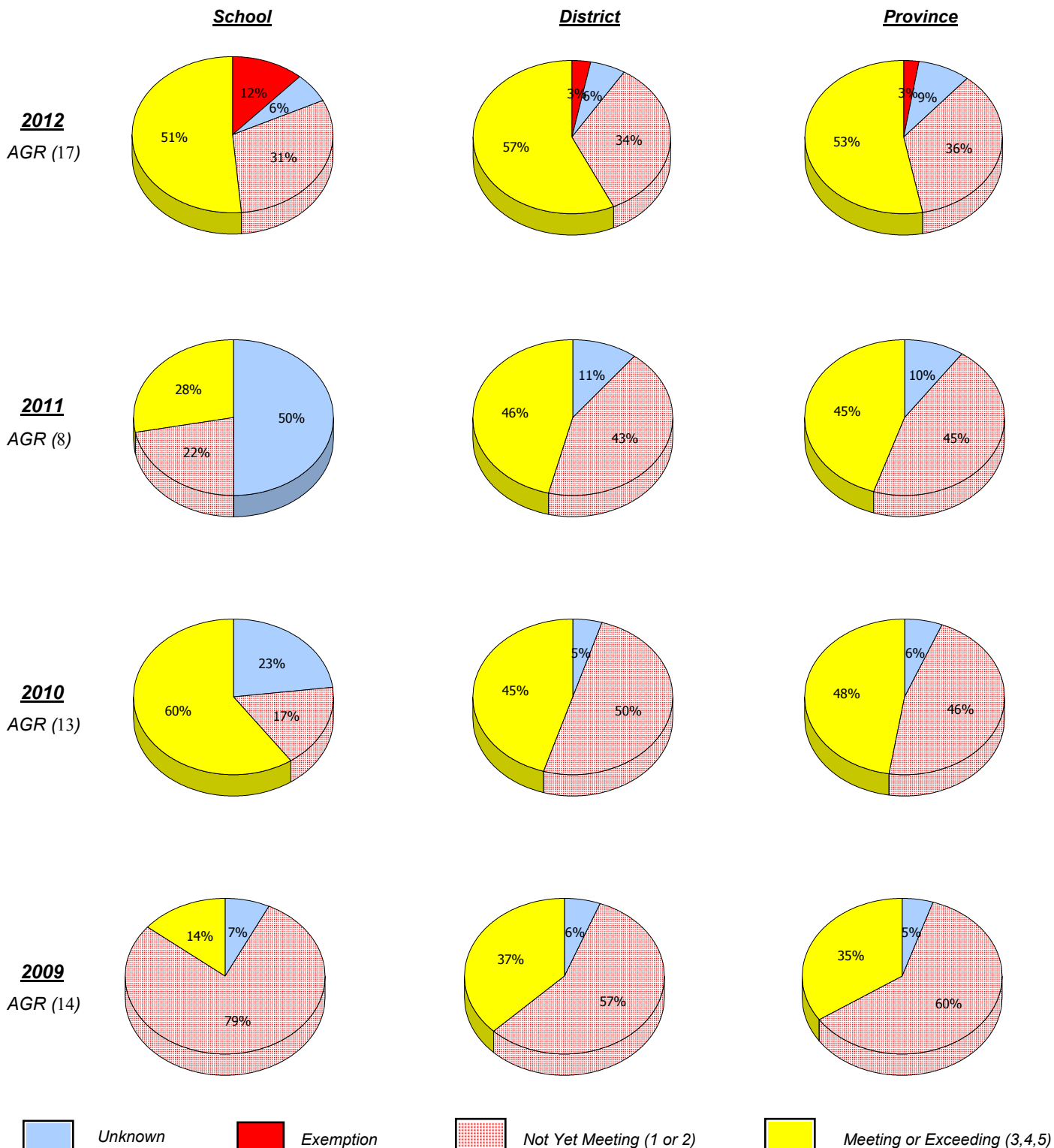
 Province



District 3 - Nova Central

School #: 406 Fitzgerald Academy

**Number Operations**



In some cases, CRT numbers may exceed AGR numbers based on late enrolments. Pie chart is based on the number of students who wrote the CRT.

Number Operations score is composite of Reasoning, Communication, Connections and Representations, and Problem Solving.

Source: Division of Evaluation and Research, Department of Education

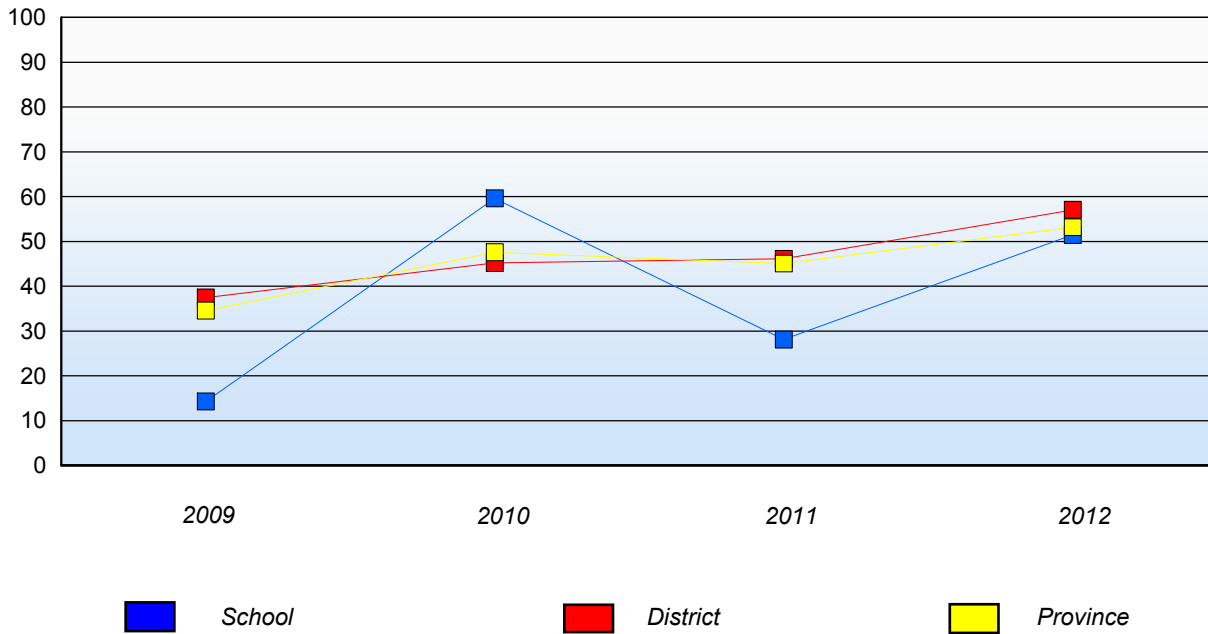
O:\CRT12\MATH\_6\WEB\MTH6\_4YR\_12.RPT

District 3 - Nova Central

School #: 406 Fitzgerald Academy

**Number Operations**

Percentage of students at level 3 or above (2009 - 2012)



In some cases, CRT numbers may exceed AGR numbers based on late enrolments. Pie chart is based on the number of students who wrote the CRT.  
Number Operations score is composite of Reasoning, Communication, Connections and Representations, and Problem Solving.

Source: Division of Evaluation and Research, Department of Education

O:\CRT12\MATH\_6\WEB\MTH6\_4YR\_12.RPT

10/11/2012

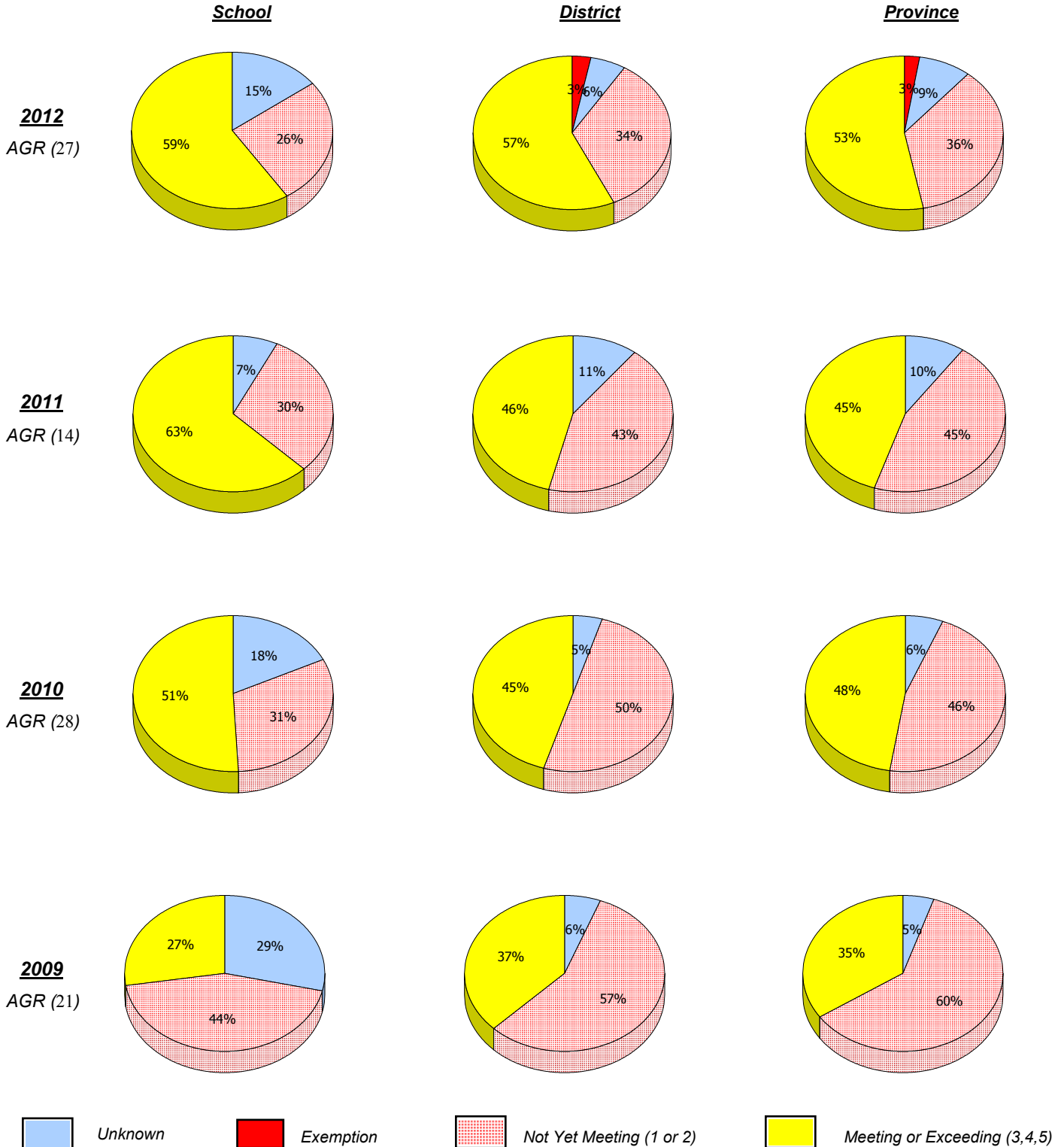
174

Mushuau Innu Natuashish and Peenamin McKenzie School are excluded from district and provincial results.

District 3 - Nova Central

School #: 407 Bay d'Espoir Academy

**Number Operations**



In some cases, CRT numbers may exceed AGR numbers based on late enrolments. Pie chart is based on the number of students who wrote the CRT.

Number Operations score is composite of Reasoning, Communication, Connections and Representations, and Problem Solving.

Source: Division of Evaluation and Research, Department of Education

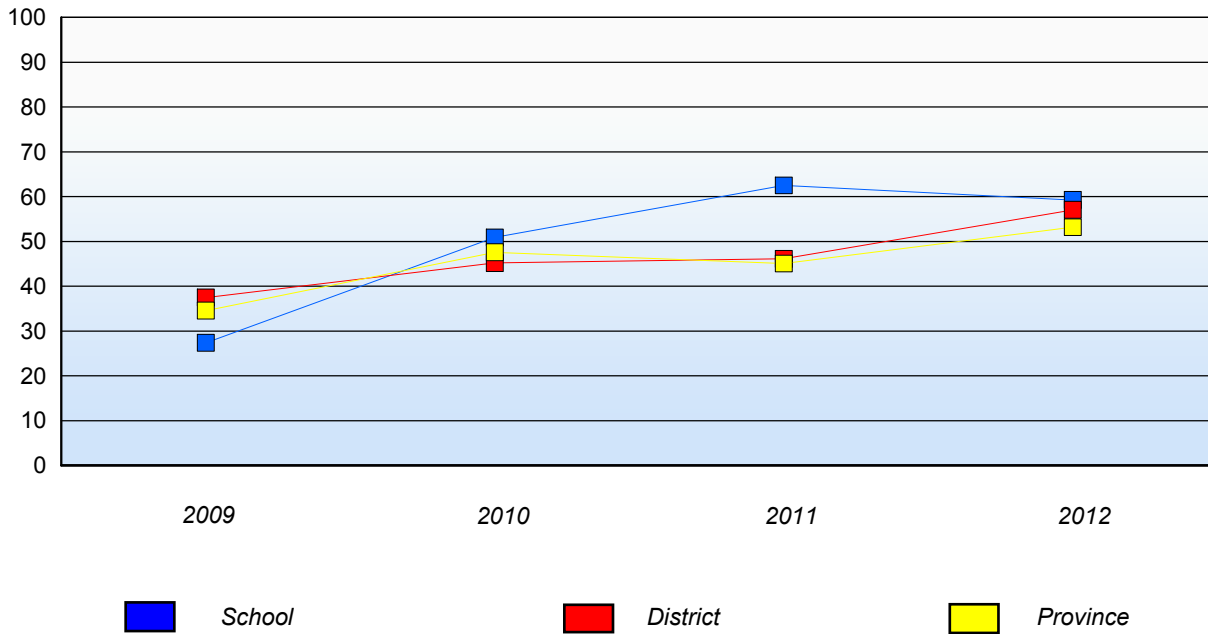
O:\CRT12\MATH\_6\WEB\MTH6\_4YR\_12.RPT

District 3 - Nova Central

School #: 407 Bay d'Espoir Academy

**Number Operations**

Percentage of students at level 3 or above (2009 - 2012)



In some cases, CRT numbers may exceed AGR numbers based on late enrolments. Pie chart is based on the number of students who wrote the CRT. Number Operations score is composite of Reasoning, Communication, Connections and Representations, and Problem Solving.

Source: Division of Evaluation and Research, Department of Education

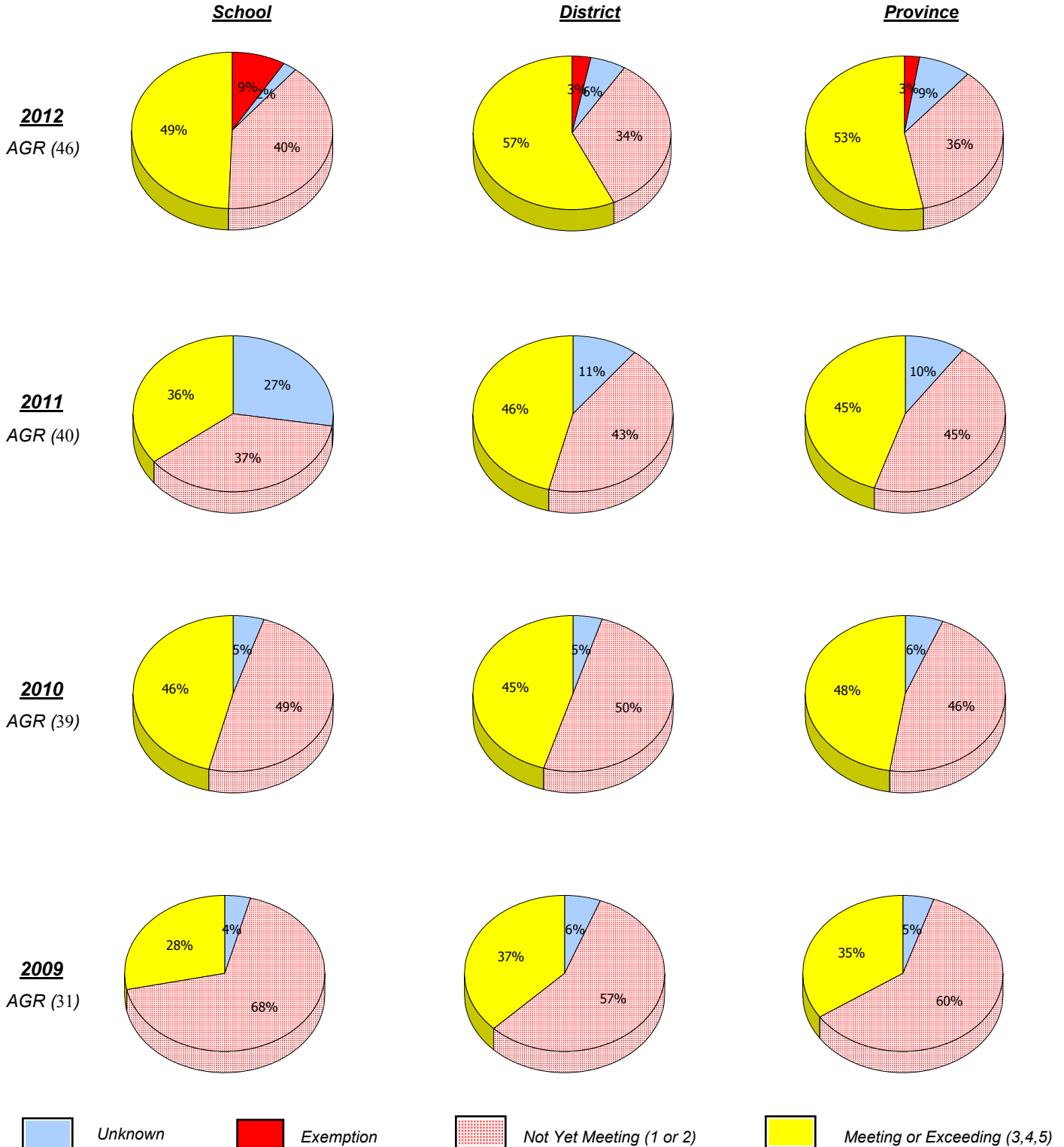
O:\CRT12\MATH\_6\WEB\MTH6\_4YR\_12.RPT

Mushuau Innu Natuashish and Peenamin McKenzie School are excluded from district and provincial results.

District 3 - Nova Central

School #: 409 Indian River Academy

**Number Operations**



In some cases, CRT numbers may exceed AGR numbers based on late enrolments. Pie chart is based on the number of students who wrote the CRT.

Number Operations score is composite of Reasoning, Communication, Connections and Representations, and Problem Solving.

Source: Division of Evaluation and Research, Department of Education

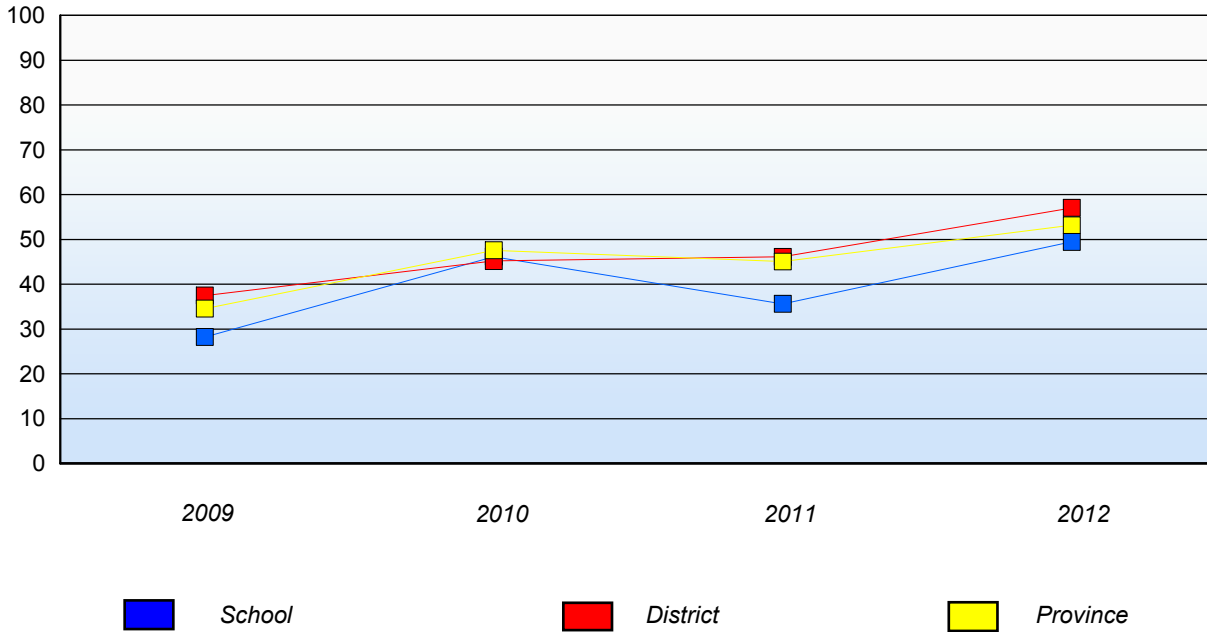
O:\CRT12\MATH\_6\WEB\MTH6\_4YR\_12.RPT

District 3 - Nova Central

School #: 409 Indian River Academy

**Number Operations**

Percentage of students at level 3 or above (2009 - 2012)



In some cases, CRT numbers may exceed AGR numbers based on late enrolments. Pie chart is based on the number of students who wrote the CRT.  
Number Operations score is composite of Reasoning, Communication, Connections and Representations, and Problem Solving.

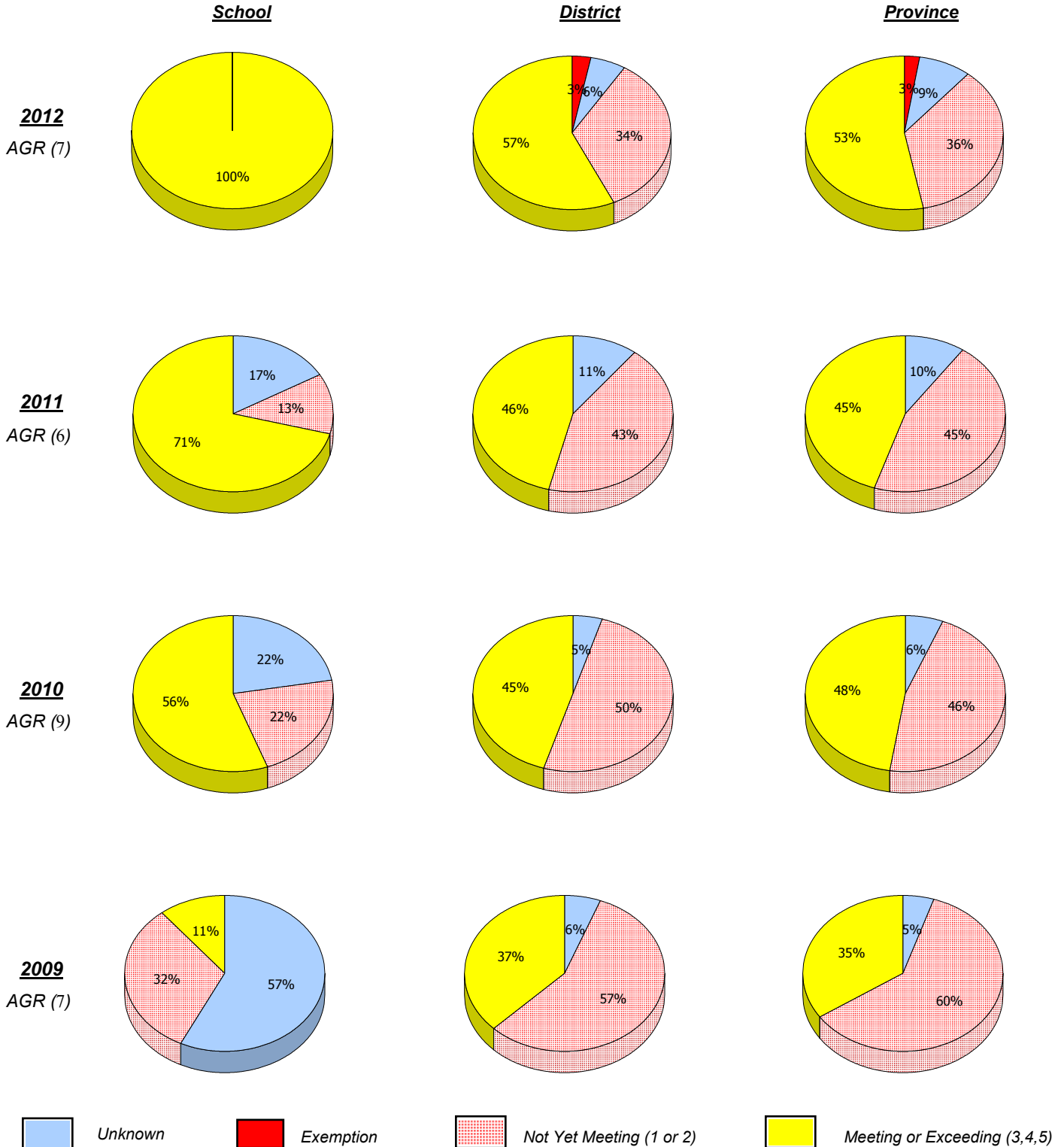
Source: Division of Evaluation and Research, Department of Education

O:\CRT12\MATH\_6\WEB\MTH6\_4YR\_12.RPT

District 3 - Nova Central

School #: 413 Holy Cross School Complex

**Number Operations**



In some cases, CRT numbers may exceed AGR numbers based on late enrolments. Pie chart is based on the number of students who wrote the CRT.

Number Operations score is composite of Reasoning, Communication, Connections and Representations, and Problem Solving.

Source: Division of Evaluation and Research, Department of Education

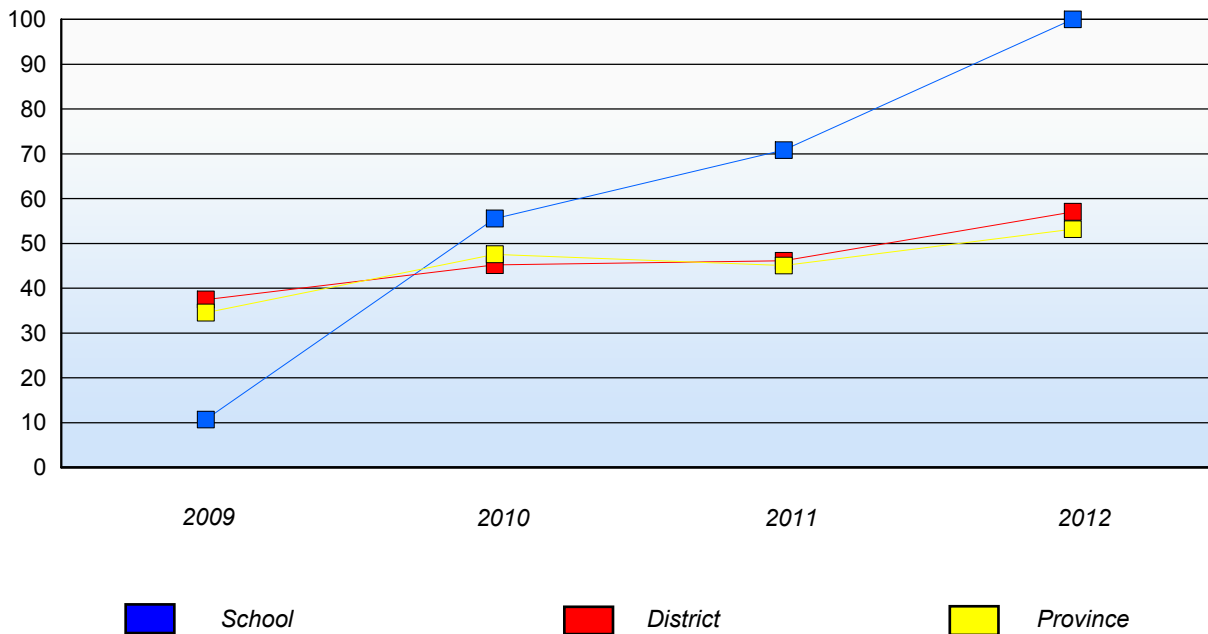
O:\CRT12\MATH\_6\WEB\MTH6\_4YR\_12.RPT

District 3 - Nova Central

School #: 413 Holy Cross School Complex

**Number Operations**

Percentage of students at level 3 or above (2009 - 2012)



In some cases, CRT numbers may exceed AGR numbers based on late enrolments. Pie chart is based on the number of students who wrote the CRT.  
Number Operations score is composite of Reasoning, Communication, Connections and Representations, and Problem Solving.

Source: Division of Evaluation and Research, Department of Education

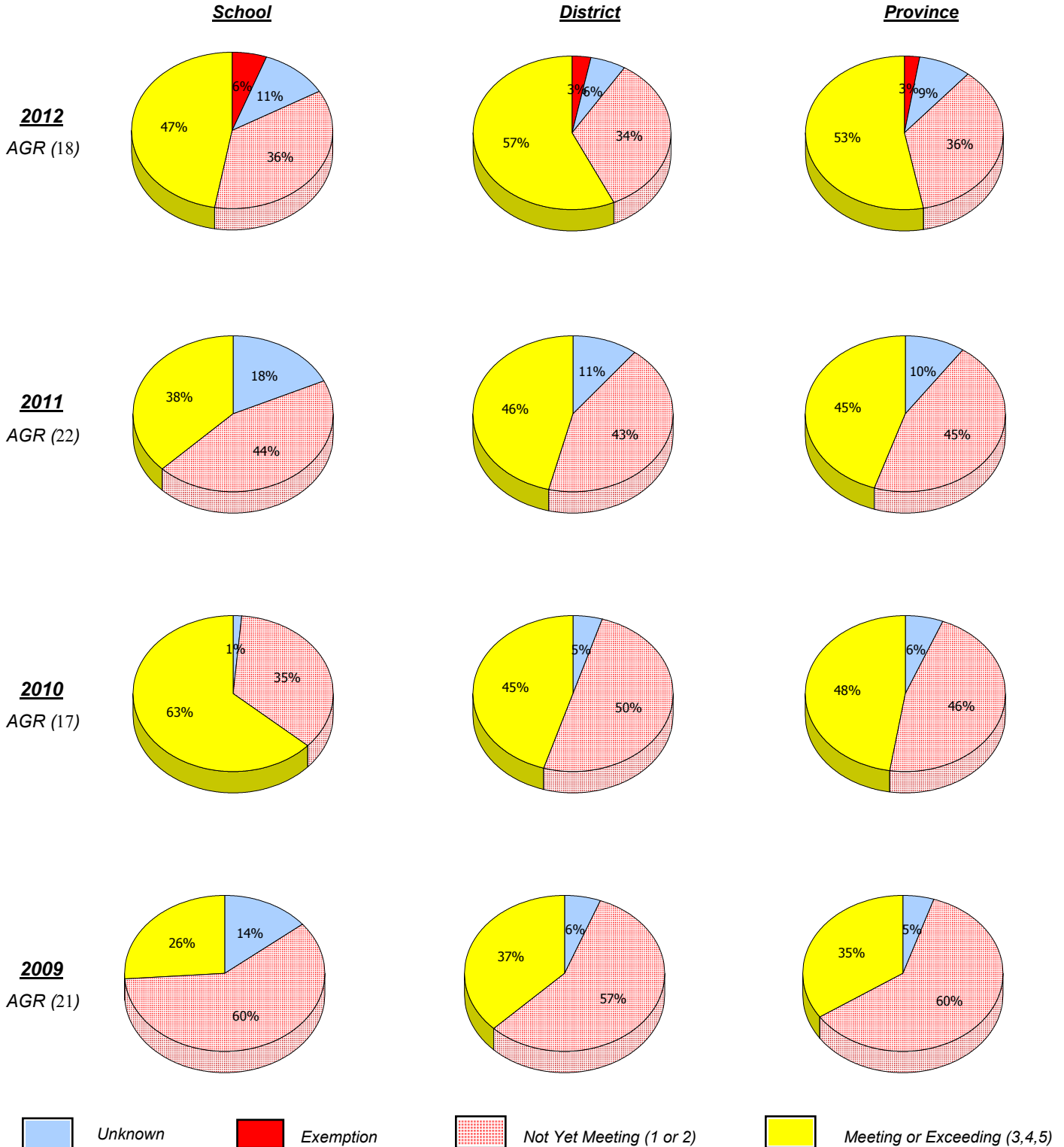
O:\CRT12\MATH\_6\WEB\MTH6\_4YR\_12.RPT



District 3 - Nova Central

School #: 414 Fogo Island Central Academy

**Number Operations**



In some cases, CRT numbers may exceed AGR numbers based on late enrolments. Pie chart is based on the number of students who wrote the CRT.

Number Operations score is composite of Reasoning, Communication, Connections and Representations, and Problem Solving.

Source: Division of Evaluation and Research, Department of Education

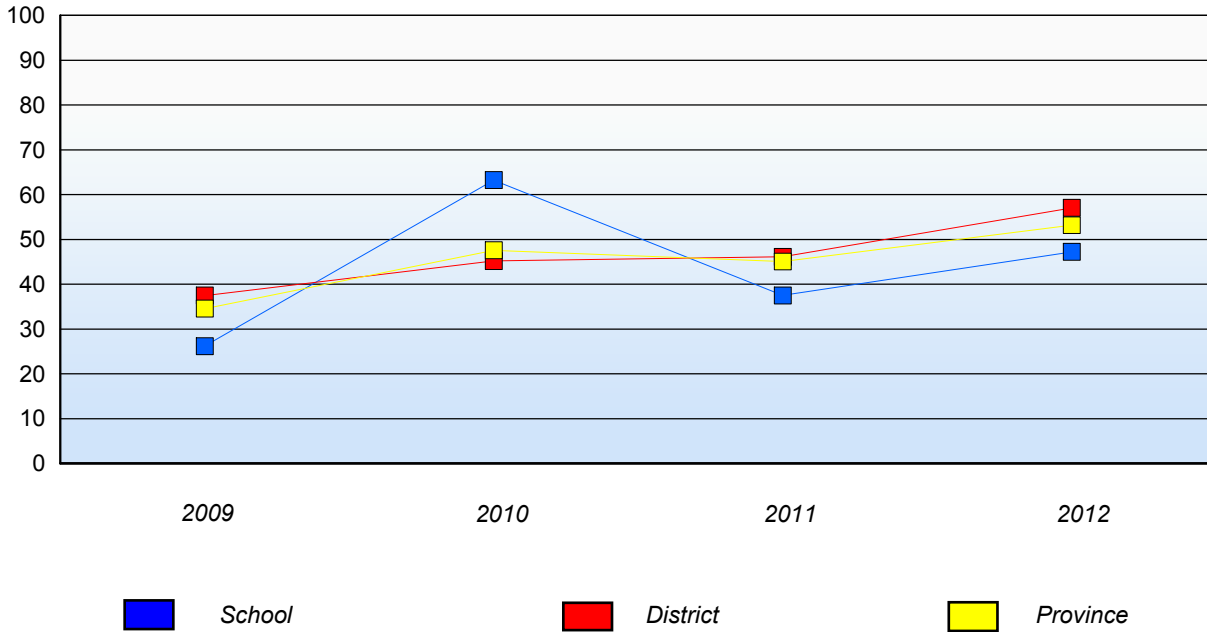
O:\CRT12\MATH\_6\WEB\MTH6\_4YR\_12.RPT

District 3 - Nova Central

School #: 414 Fogo Island Central Academy

**Number Operations**

Percentage of students at level 3 or above (2009 - 2012)



In some cases, CRT numbers may exceed AGR numbers based on late enrolments. Pie chart is based on the number of students who wrote the CRT.  
Number Operations score is composite of Reasoning, Communication, Connections and Representations, and Problem Solving.

Source: Division of Evaluation and Research, Department of Education

O:\CRT12\MATH\_6\WEB\MTH6\_4YR\_12.RPT

10/11/2012

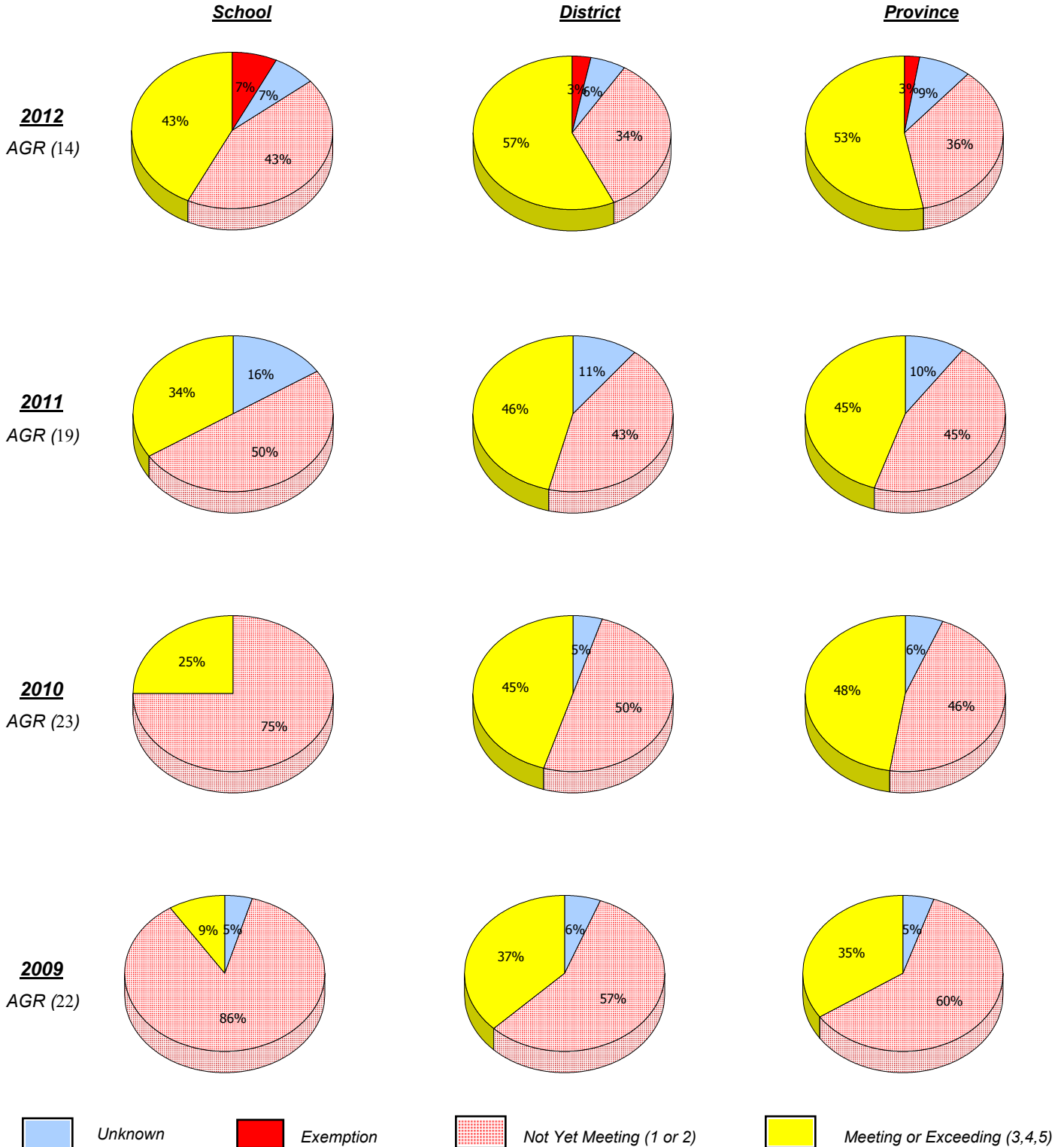
182

Mushuau Innu Natuashish and Peenamin McKenzie School are excluded from district and provincial results.

District 3 - Nova Central

School #: 416 Smallwood Academy

**Number Operations**



In some cases, CRT numbers may exceed AGR numbers based on late enrolments. Pie chart is based on the number of students who wrote the CRT.

Number Operations score is composite of Reasoning, Communication, Connections and Representations, and Problem Solving.

Source: Division of Evaluation and Research, Department of Education

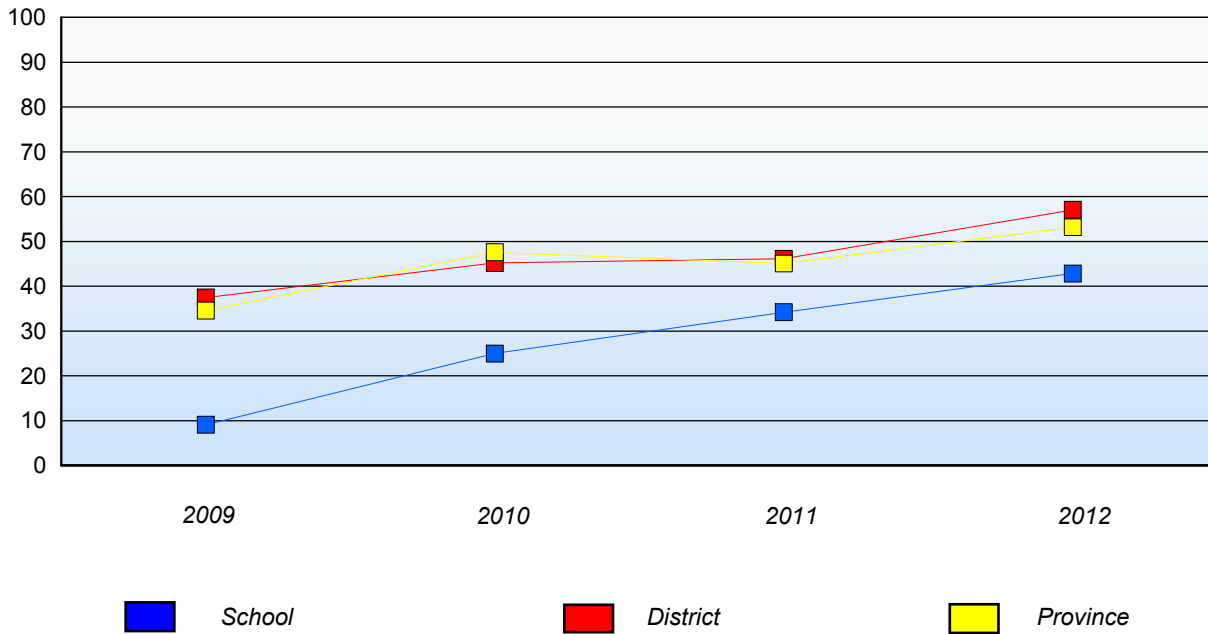
O:\CRT12\MATH\_6\WEB\MTH6\_4YR\_12.RPT

District 3 - Nova Central

School #: 416 Smallwood Academy

**Number Operations**

Percentage of students at level 3 or above (2009 - 2012)



In some cases, CRT numbers may exceed AGR numbers based on late enrolments. Pie chart is based on the number of students who wrote the CRT.  
Number Operations score is composite of Reasoning, Communication, Connections and Representations, and Problem Solving.

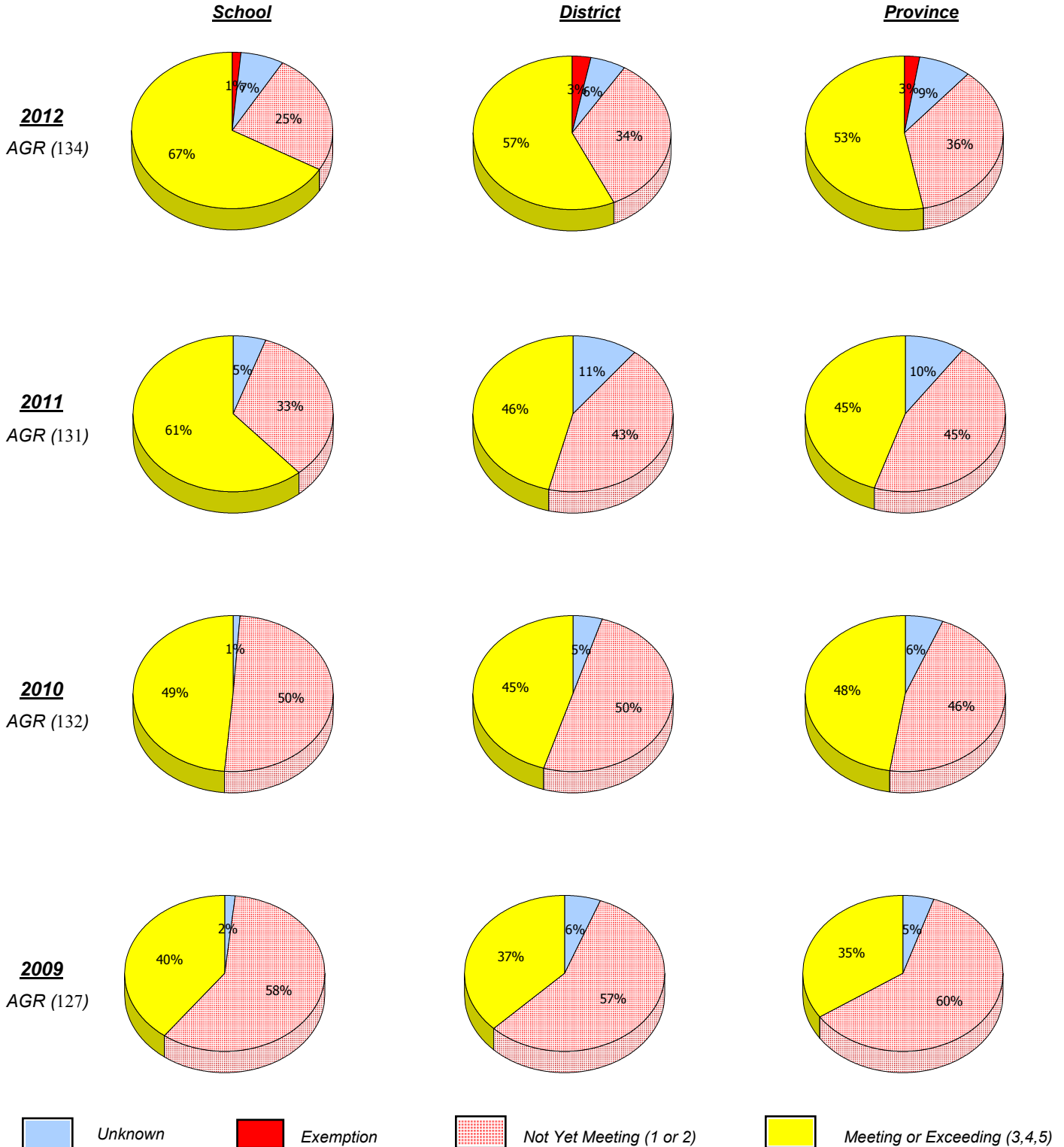
Source: Division of Evaluation and Research, Department of Education

O:\CRT12\MATH\_6\WEB\MTH6\_4YR\_12.RPT

District 3 - Nova Central

School #: 417 Gander Academy

**Number Operations**



In some cases, CRT numbers may exceed AGR numbers based on late enrolments. Pie chart is based on the number of students who wrote the CRT.

Number Operations score is composite of Reasoning, Communication, Connections and Representations, and Problem Solving.

Source: Division of Evaluation and Research, Department of Education

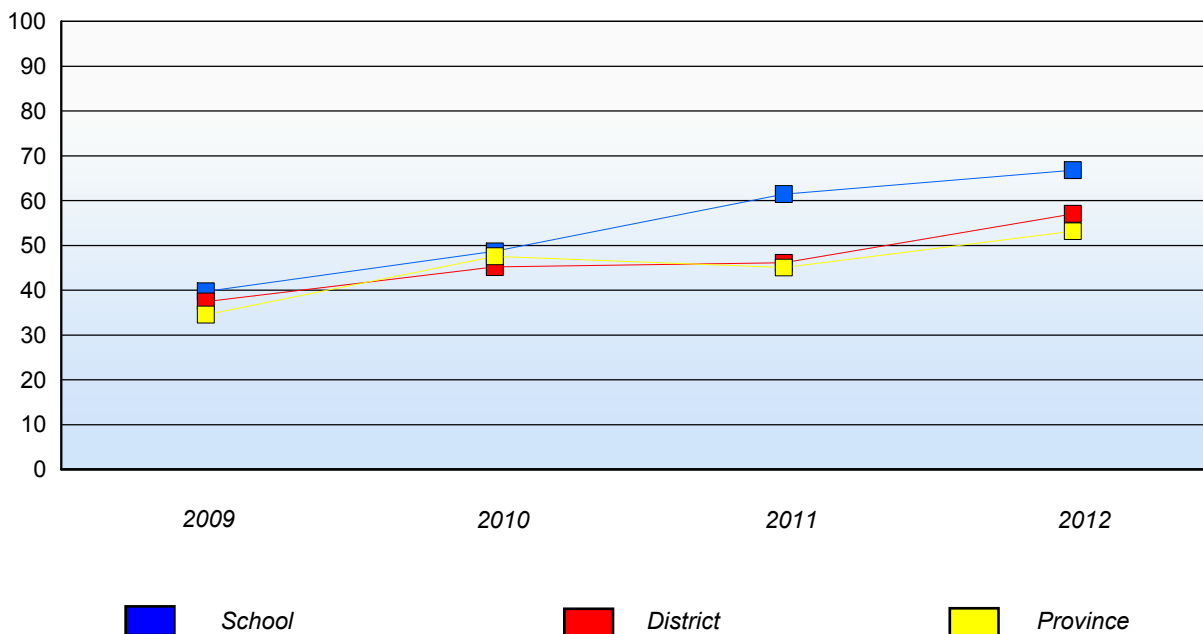
O:\CRT12\MATH\_6\WEB\MTH6\_4YR\_12.RPT

District 3 - Nova Central

School #: 417 Gander Academy

### Number Operations

*Percentage of students at level 3 or above (2009 - 2012)*



In some cases, CRT numbers may exceed AGR numbers based on late enrolments. Pie chart is based on the number of students who wrote the CRT. Number Operations score is composite of Reasoning, Communication, Connections and Representations, and Problem Solving.

Source: Division of Evaluation and Research, Department of Education

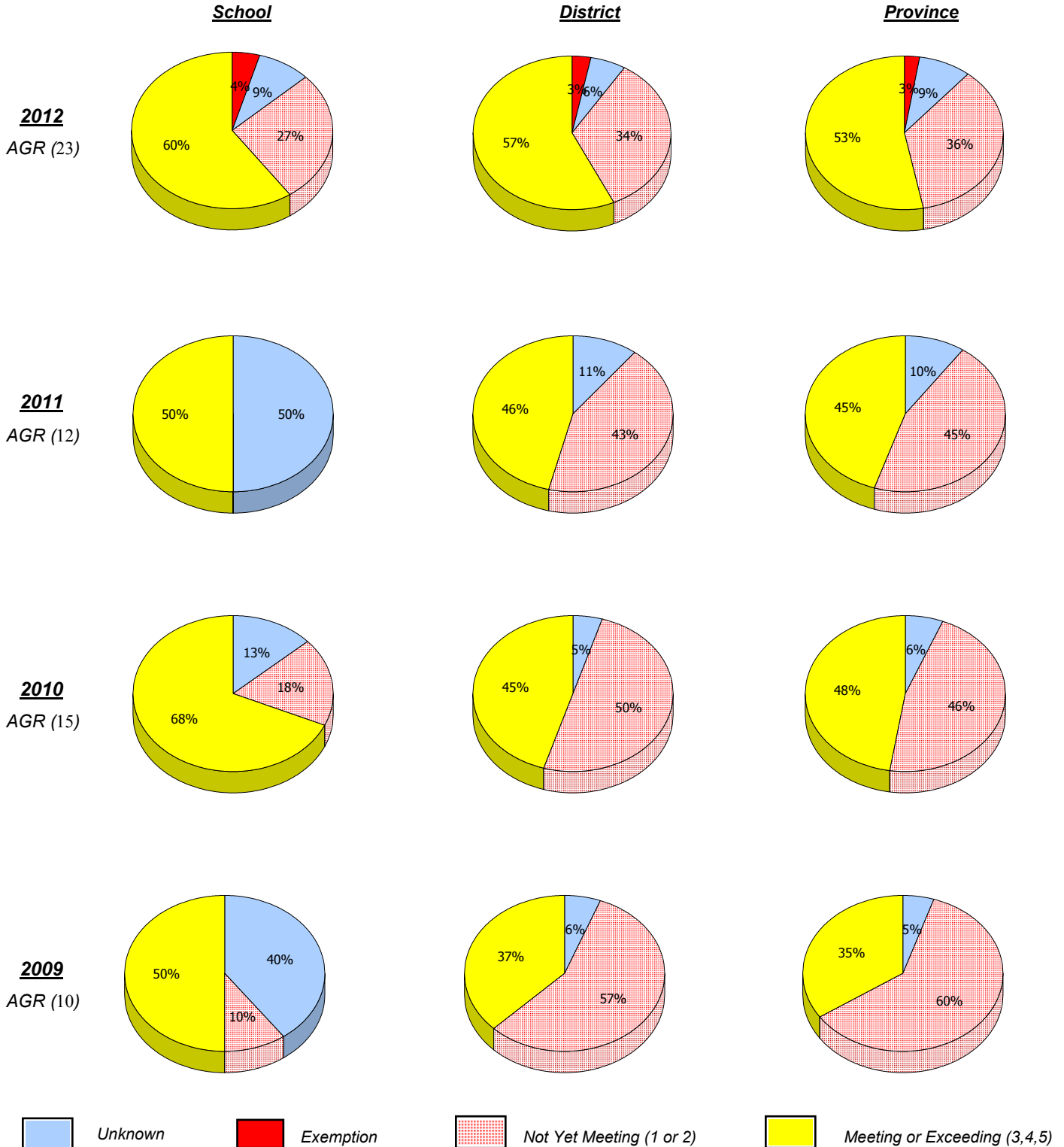
O:\CRT12\MATH\_6\WEB\MTH6\_4YR\_12.RPT

Mushuau Innu Natuashish and Peenamin McKenzie School are excluded from district and provincial results.

District 3 - Nova Central

School #: 421 Lakewood Academy

**Number Operations**



In some cases, CRT numbers may exceed AGR numbers based on late enrolments. Pie chart is based on the number of students who wrote the CRT.

Number Operations score is composite of Reasoning, Communication, Connections and Representations, and Problem Solving.

Source: Division of Evaluation and Research, Department of Education

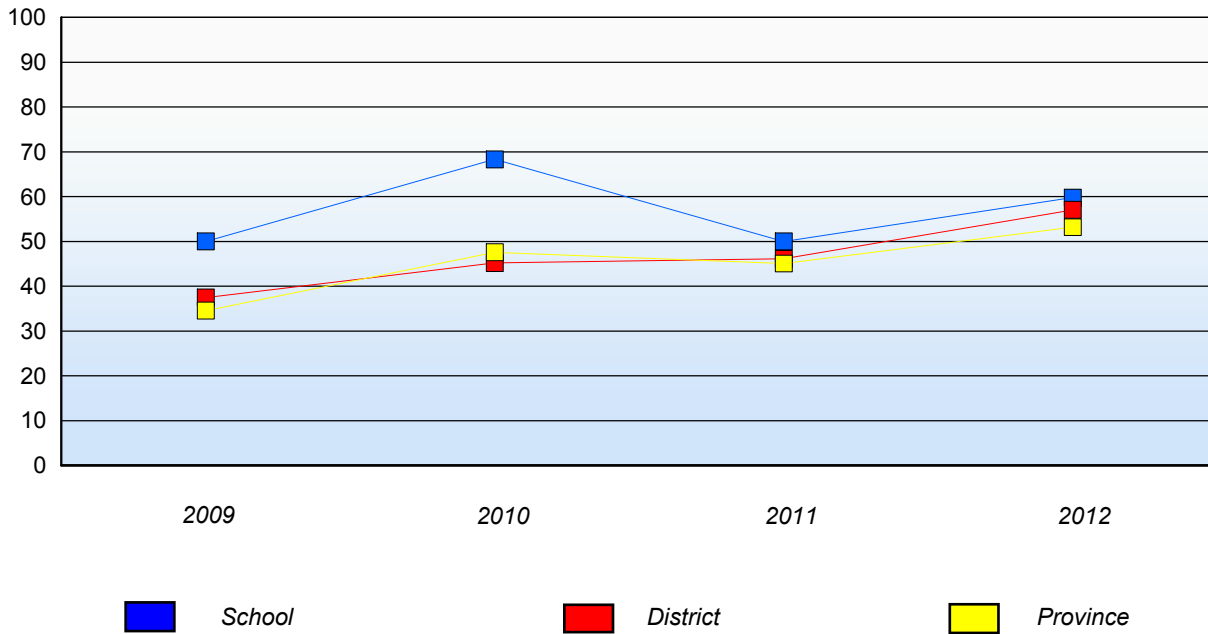
O:\CRT12\MATH\_6\WEB\MTH6\_4YR\_12.RPT

District 3 - Nova Central

School #: 421 Lakewood Academy

**Number Operations**

Percentage of students at level 3 or above (2009 - 2012)



In some cases, CRT numbers may exceed AGR numbers based on late enrolments. Pie chart is based on the number of students who wrote the CRT.  
Number Operations score is composite of Reasoning, Communication, Connections and Representations, and Problem Solving.

Source: Division of Evaluation and Research, Department of Education

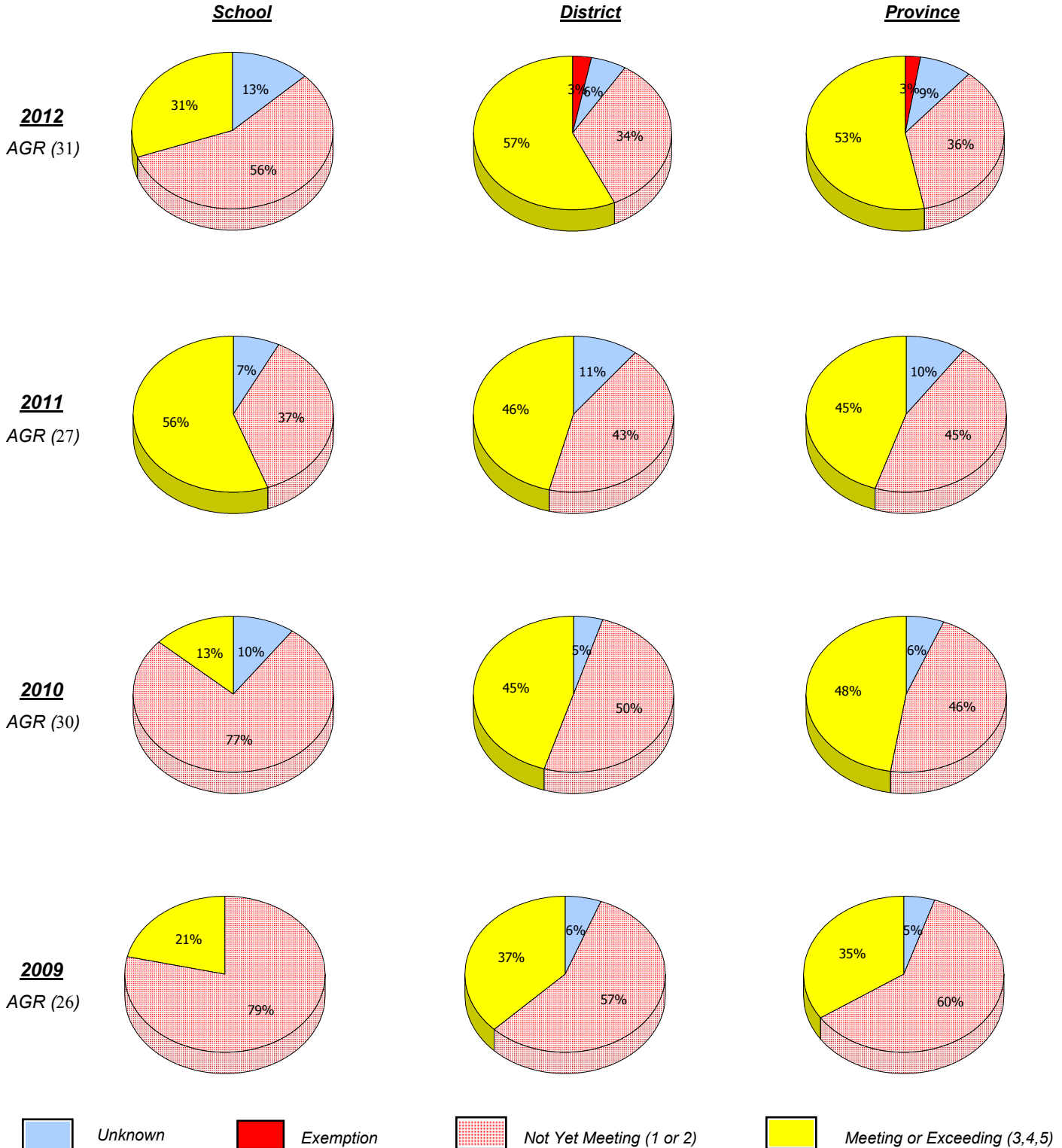
O:\CRT12\MATH\_6\WEB\MTH6\_4YR\_12.RPT



District 3 - Nova Central

School #: 422    Glovertown Academy

**Number Operations**



In some cases, CRT numbers may exceed AGR numbers based on late enrolments. Pie chart is based on the number of students who wrote the CRT.

Number Operations score is composite of Reasoning, Communication, Connections and Representations, and Problem Solving.

Source: Division of Evaluation and Research, Department of Education

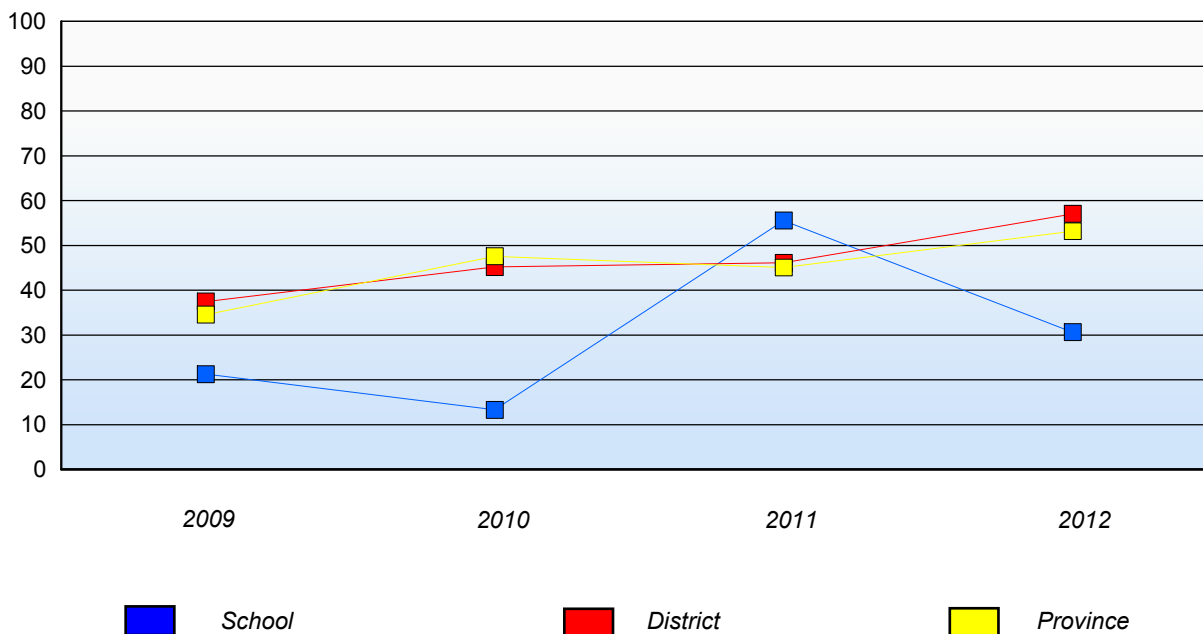
O:\CRT12\MATH\_6\WEB\MTH6\_4YR\_12.RPT

District 3 - Nova Central

School #: 422    Glovertown Academy

### Number Operations

*Percentage of students at level 3 or above (2009 - 2012)*



In some cases, CRT numbers may exceed AGR numbers based on late enrolments. Pie chart is based on the number of students who wrote the CRT. Number Operations score is composite of Reasoning, Communication, Connections and Representations, and Problem Solving.

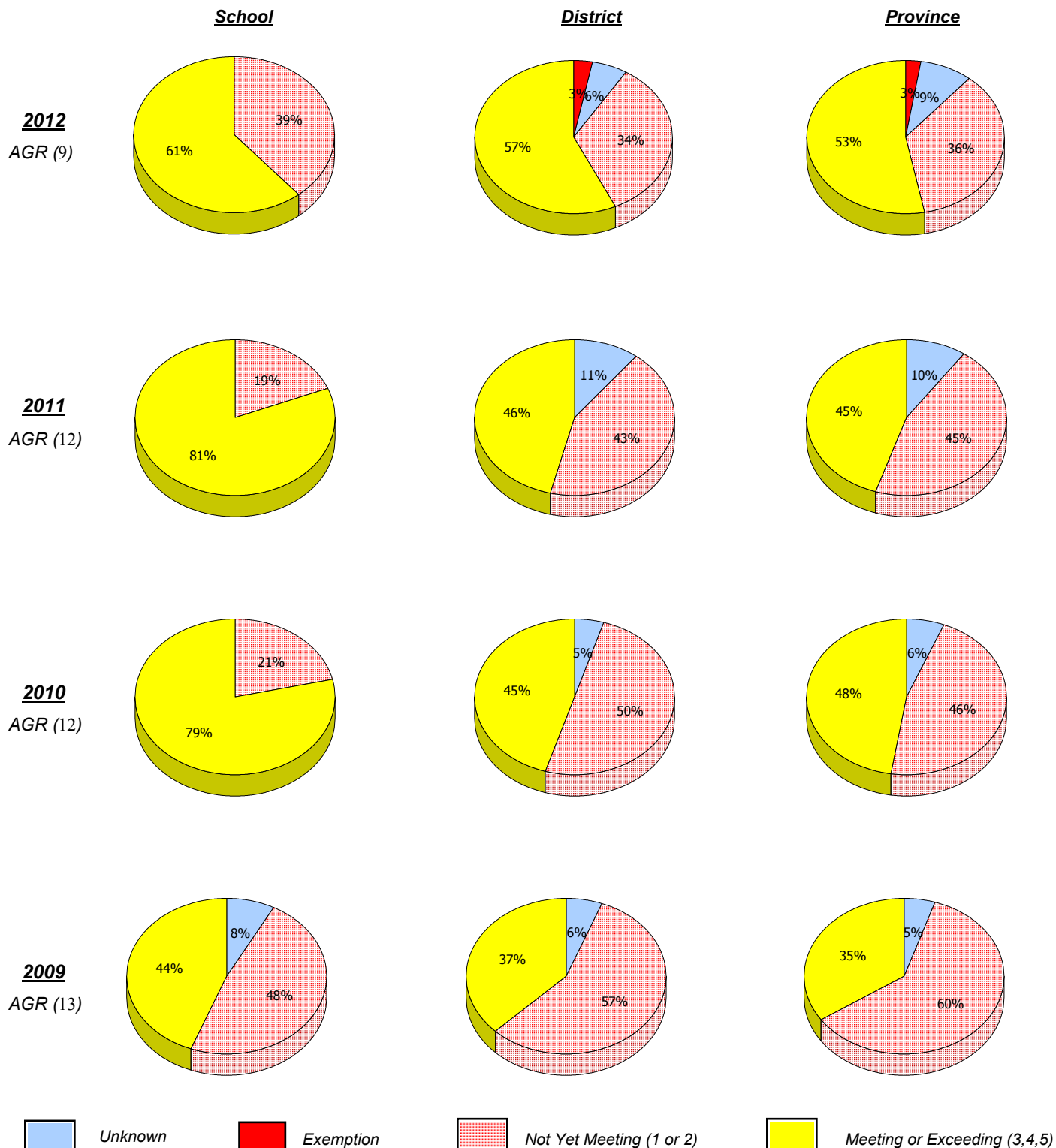
Source: Division of Evaluation and Research, Department of Education

O:\CRT12\MATH\_6\WEB\MTH6\_4YR\_12.RPT

District 3 - Nova Central

School #: 426 Hillview Academy

**Number Operations**



In some cases, CRT numbers may exceed AGR numbers based on late enrolments. Pie chart is based on the number of students who wrote the CRT.

Number Operations score is composite of Reasoning, Communication, Connections and Representations, and Problem Solving.

Source: Division of Evaluation and Research, Department of Education

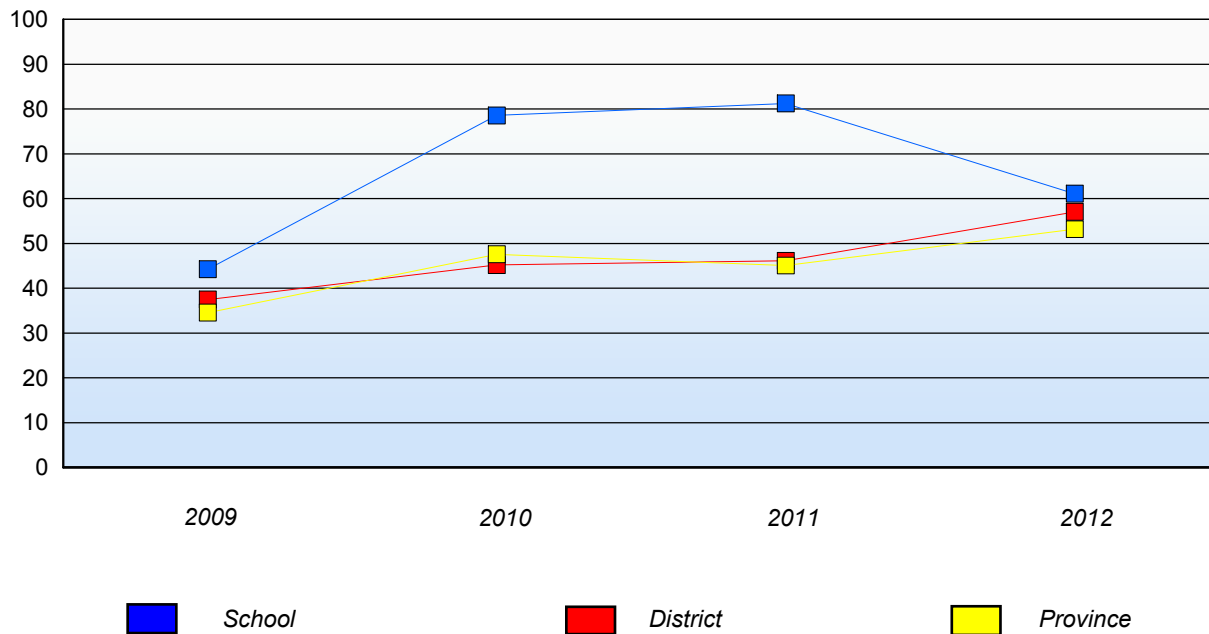
O:\CRT12\MATH\_6\WEB\MTH6\_4YR\_12.RPT

District 3 - Nova Central

School #: 426 Hillview Academy

**Number Operations**

Percentage of students at level 3 or above (2009 - 2012)



In some cases, CRT numbers may exceed AGR numbers based on late enrolments. Pie chart is based on the number of students who wrote the CRT.  
Number Operations score is composite of Reasoning, Communication, Connections and Representations, and Problem Solving.

Source: Division of Evaluation and Research, Department of Education

O:\CRT12\MATH\_6\WEB\MTH6\_4YR\_12.RPT

10/11/2012

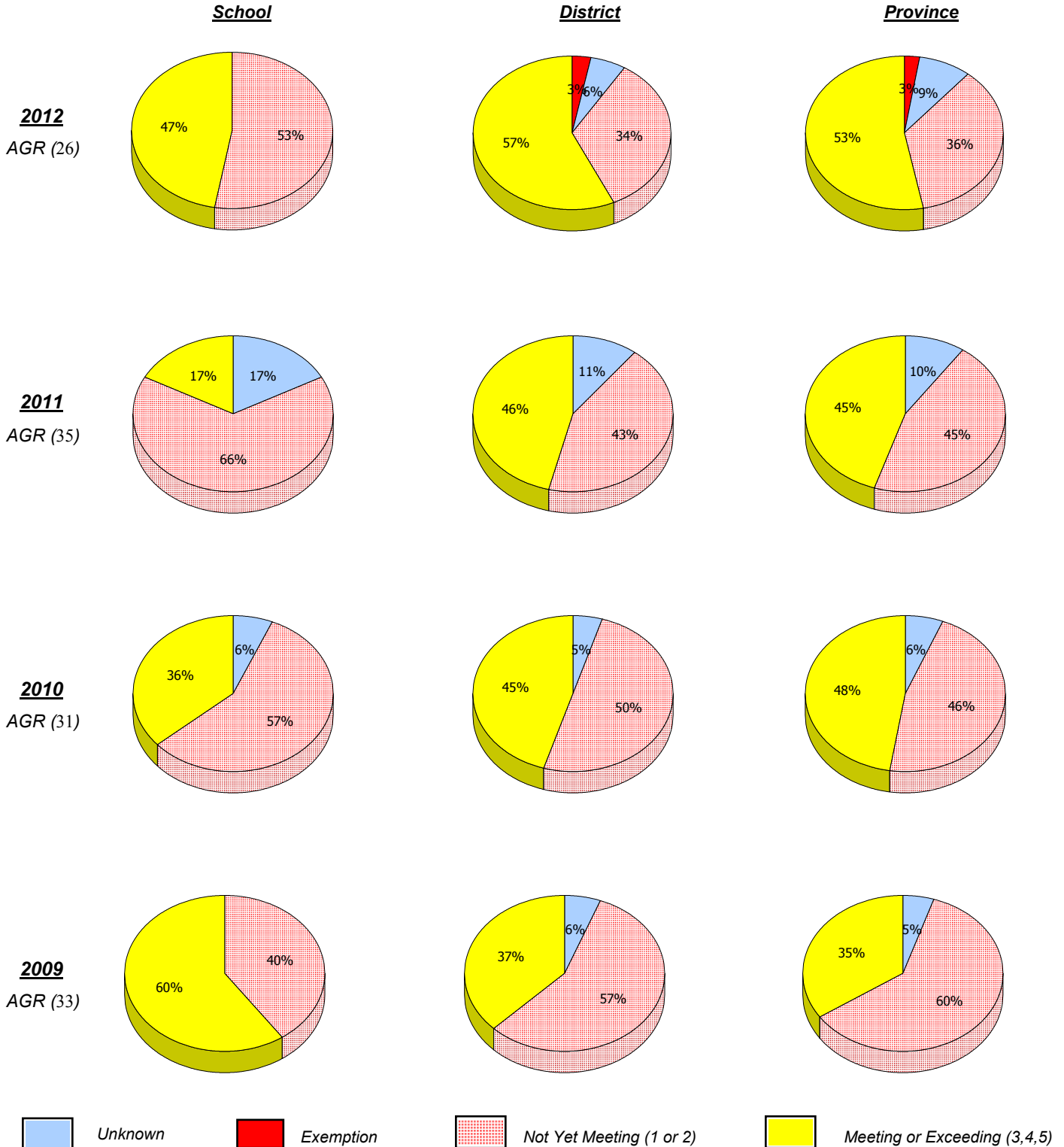
192

Mushuau Innu Natuashish and Peenamin McKenzie School are excluded from district and provincial results.

District 3 - Nova Central

School #: 478 New World Island Academy

**Number Operations**



In some cases, CRT numbers may exceed AGR numbers based on late enrolments. Pie chart is based on the number of students who wrote the CRT.

Number Operations score is composite of Reasoning, Communication, Connections and Representations, and Problem Solving.

Source: Division of Evaluation and Research, Department of Education

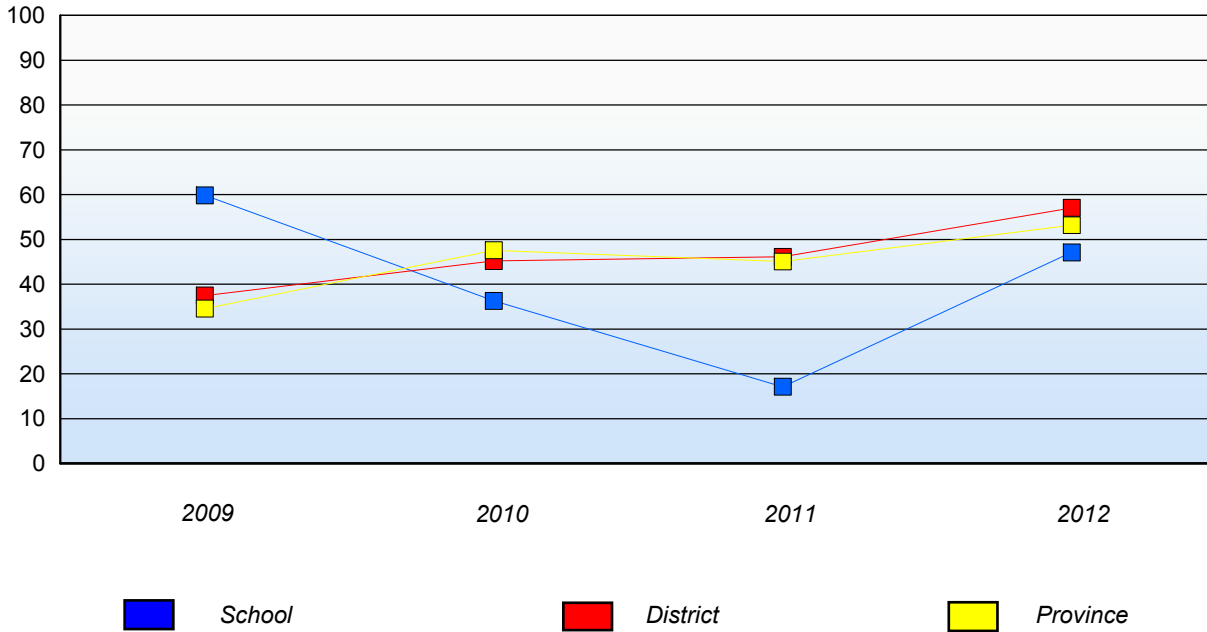
O:\CRT12\MATH\_6\WEB\MTH6\_4YR\_12.RPT

District 3 - Nova Central

School #: 478    New World Island Academy

### Number Operations

*Percentage of students at level 3 or above (2009 - 2012)*



In some cases, CRT numbers may exceed AGR numbers based on late enrolments. Pie chart is based on the number of students who wrote the CRT.  
 Number Operations score is composite of Reasoning, Communication, Connections and Representations, and Problem Solving.

Source: Division of Evaluation and Research, Department of Education

O:\CRT12\MATH\_6\WEB\MTH6\_4YR\_12.RPT

Mushuau Innu Natuashish and Peenamin McKenzie School are excluded from district and provincial results.