

District 2 - Western

School #: 022 William Gillett Academy

Number Operations

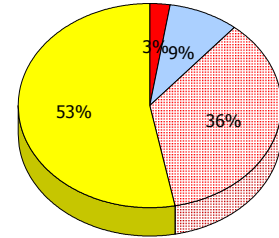
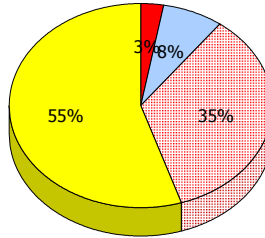
School

District

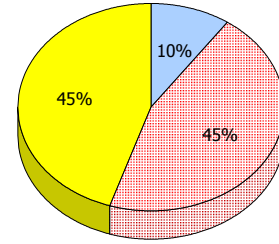
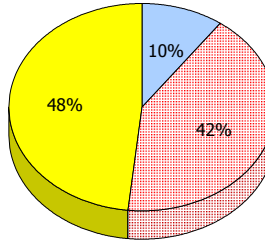
Province

2012
AGR (3)

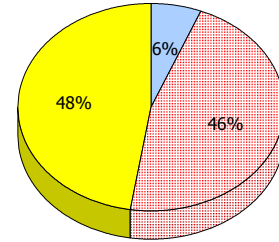
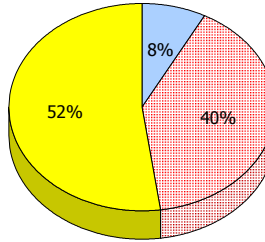
School data with 5 or fewer students withheld for reasons of confidentiality.



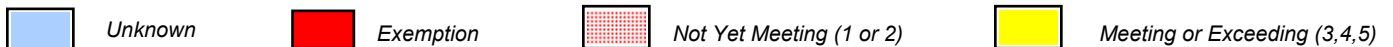
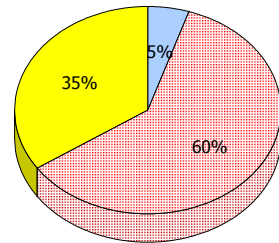
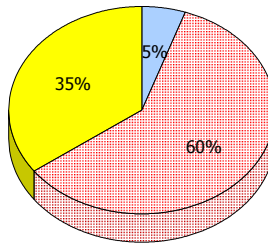
2011
AGR (4)



2010
AGR (9)



2009
AGR (5)



In some cases, CRT numbers may exceed AGR numbers based on late enrolments. Pie chart is based on the number of students who wrote the CRT.

Number Operations score is composite of Reasoning, Communication, Connections and Representations, and Problem Solving.

Source: Division of Evaluation and Research, Department of Education

O:\CRT12\MATH_6\WEB\MTH6_4YR_12.RPT


District 2 - Western

School #: 022 William Gillett Academy

Number Operations

Percentage of students at level 3 or above (2009 - 2012)

School data with 5 or fewer students withheld for reasons of confidentiality.

 School

 District

 Province

District 2 - Western

School #: 024 James Cook Memorial

Number Operations

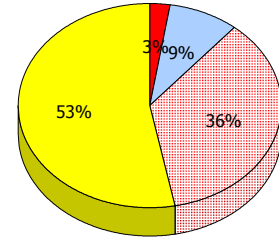
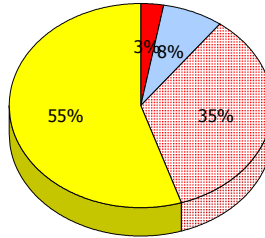
School

District

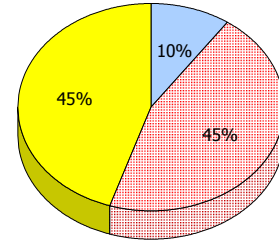
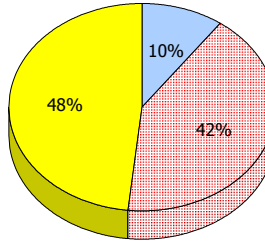
Province

2012
AGR (4)

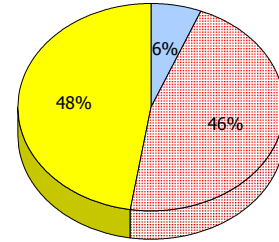
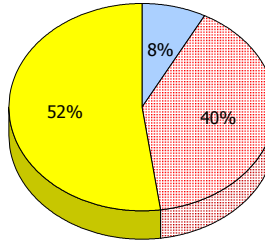
School data with 5 or fewer students withheld for reasons of confidentiality.



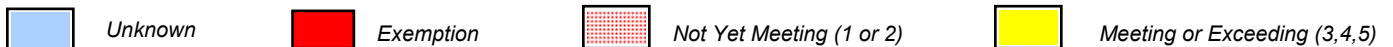
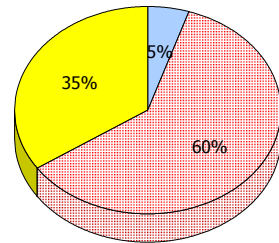
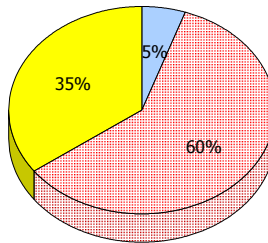
2011
AGR (1)



2010
AGR (1)



2009
AGR (3)



In some cases, CRT numbers may exceed AGR numbers based on late enrolments. Pie chart is based on the number of students who wrote the CRT.

Number Operations score is composite of Reasoning, Communication, Connections and Representations, and Problem Solving.

Source: Division of Evaluation and Research, Department of Education

O:\CRT12\MATH_6\WEB\MTH6_4YR_12.RPT


District 2 - Western

School #: 024 James Cook Memorial

Number Operations

Percentage of students at level 3 or above (2009 - 2012)

School data with 5 or fewer students withheld for reasons of confidentiality.

 School

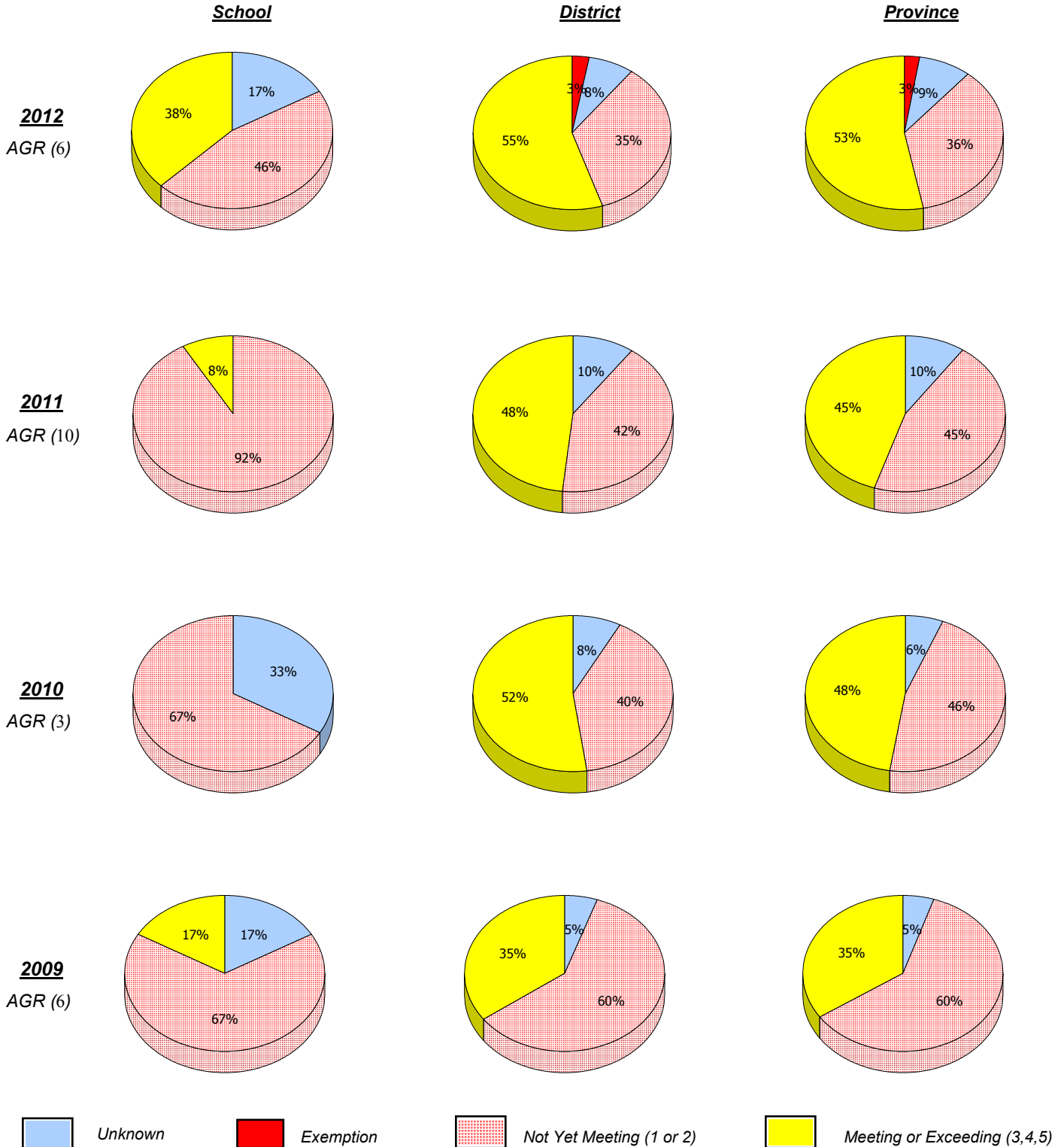
 District

 Province

District 2 - Western

School #: 026 H.G. Fillier Academy

Number Operations



In some cases, CRT numbers may exceed AGR numbers based on late enrolments. Pie chart is based on the number of students who wrote the CRT.

Number Operations score is composite of Reasoning, Communication, Connections and Representations, and Problem Solving.

Source: Division of Evaluation and Research, Department of Education

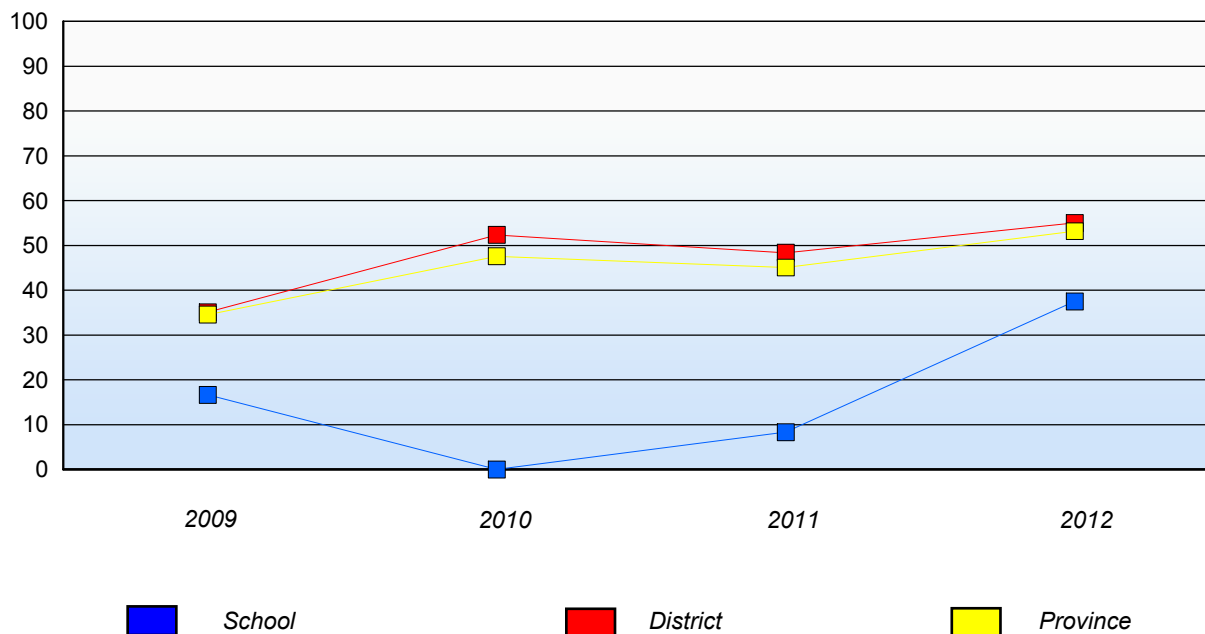
O:\CRT12\MATH_6\WEB\MTH6_4YR_12.RPT

District 2 - Western

School #: 026 H.G. Fillier Academy

Number Operations

Percentage of students at level 3 or above (2009 - 2012)



In some cases, CRT numbers may exceed AGR numbers based on late enrolments. Pie chart is based on the number of students who wrote the CRT.
 Number Operations score is composite of Reasoning, Communication, Connections and Representations, and Problem Solving.

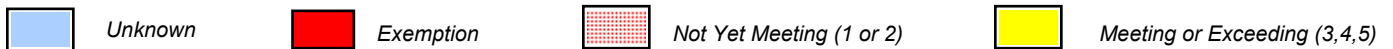
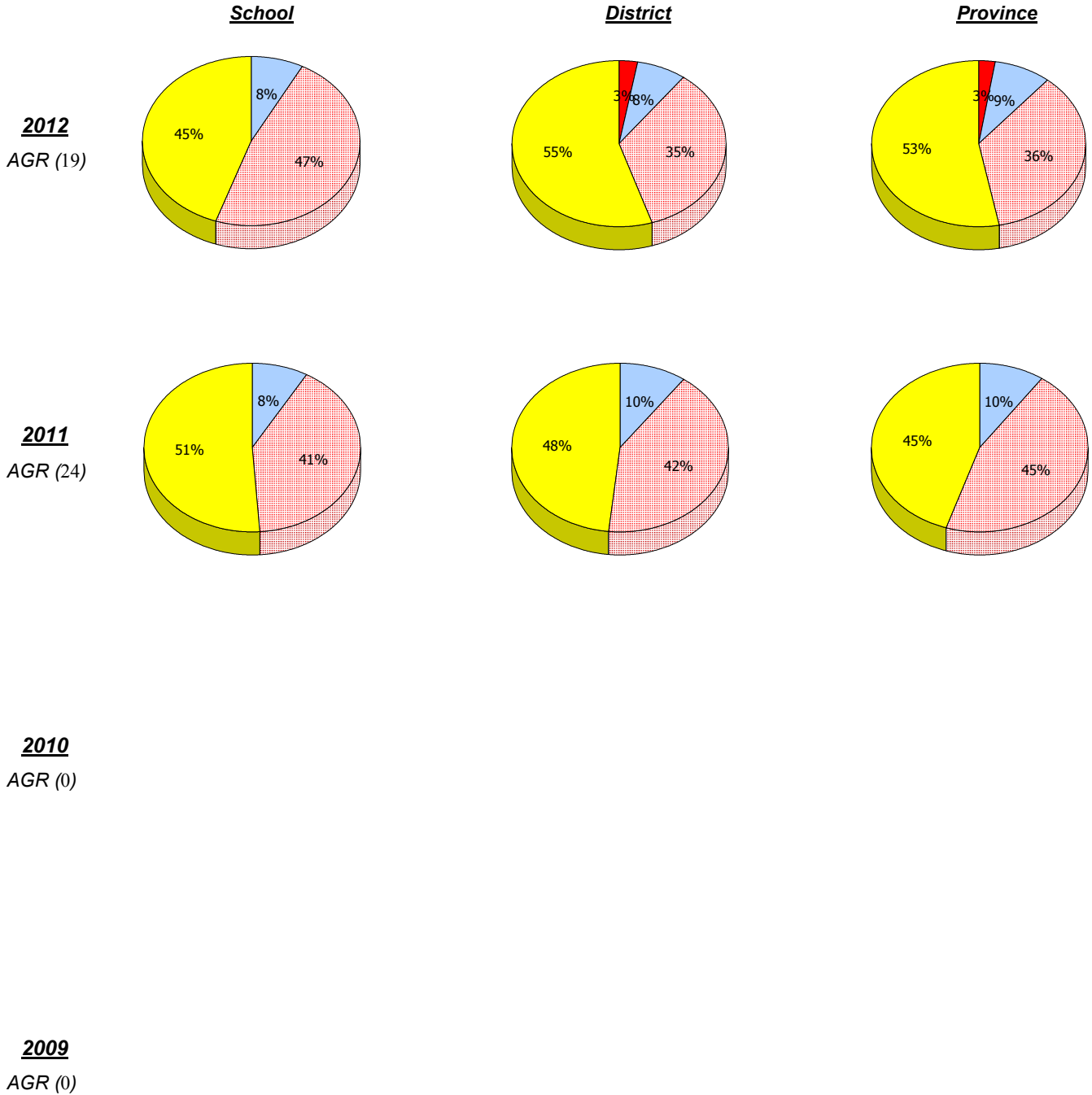
Source: Division of Evaluation and Research, Department of Education

O:\CRT12\MATH_6\WEB\MTH6_4YR_12.RPT

District 2 - Western

School #: 027 Canon Richards Memorial Academy

Number Operations



In some cases, CRT numbers may exceed AGR numbers based on late enrolments. Pie chart is based on the number of students who wrote the CRT.

Number Operations score is composite of Reasoning, Communication, Connections and Representations, and Problem Solving.

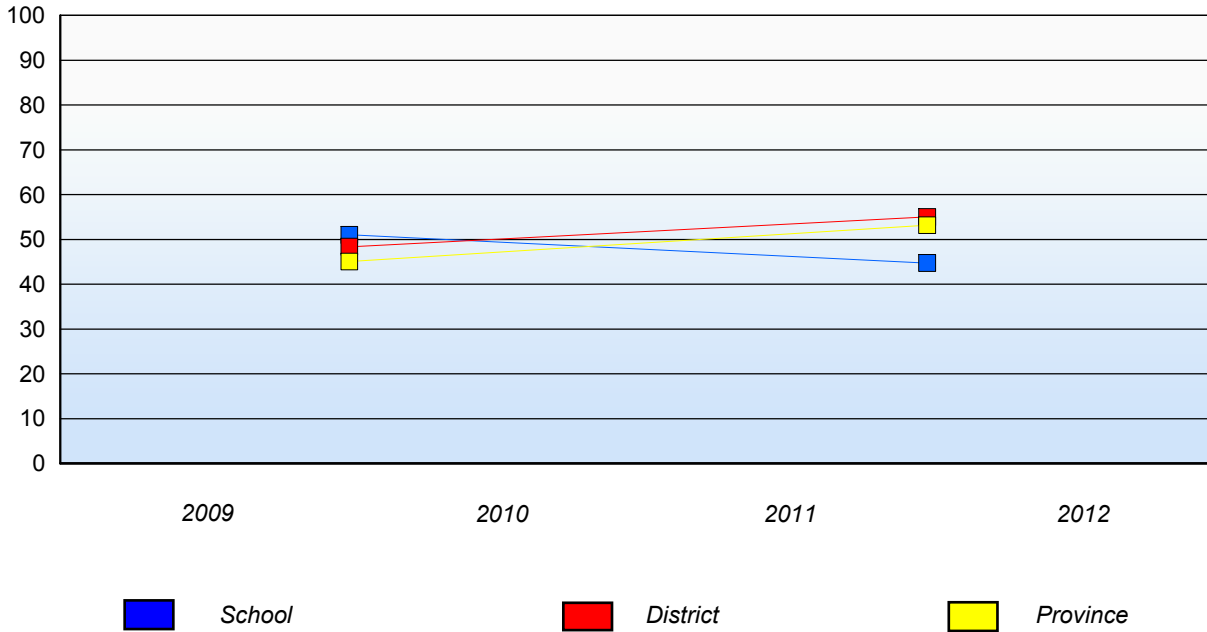
Source: Division of Evaluation and Research, Department of Education

District 2 - Western

School #: 027 Canon Richards Memorial Academy

Number Operations

Percentage of students at level 3 or above (2009 - 2012)



In some cases, CRT numbers may exceed AGR numbers based on late enrolments. Pie chart is based on the number of students who wrote the CRT.
Number Operations score is composite of Reasoning, Communication, Connections and Representations, and Problem Solving.

Source: Division of Evaluation and Research, Department of Education

O:\CRT12\MATH_6\WEB\MTH6_4YR_12.RPT

10/11/2012

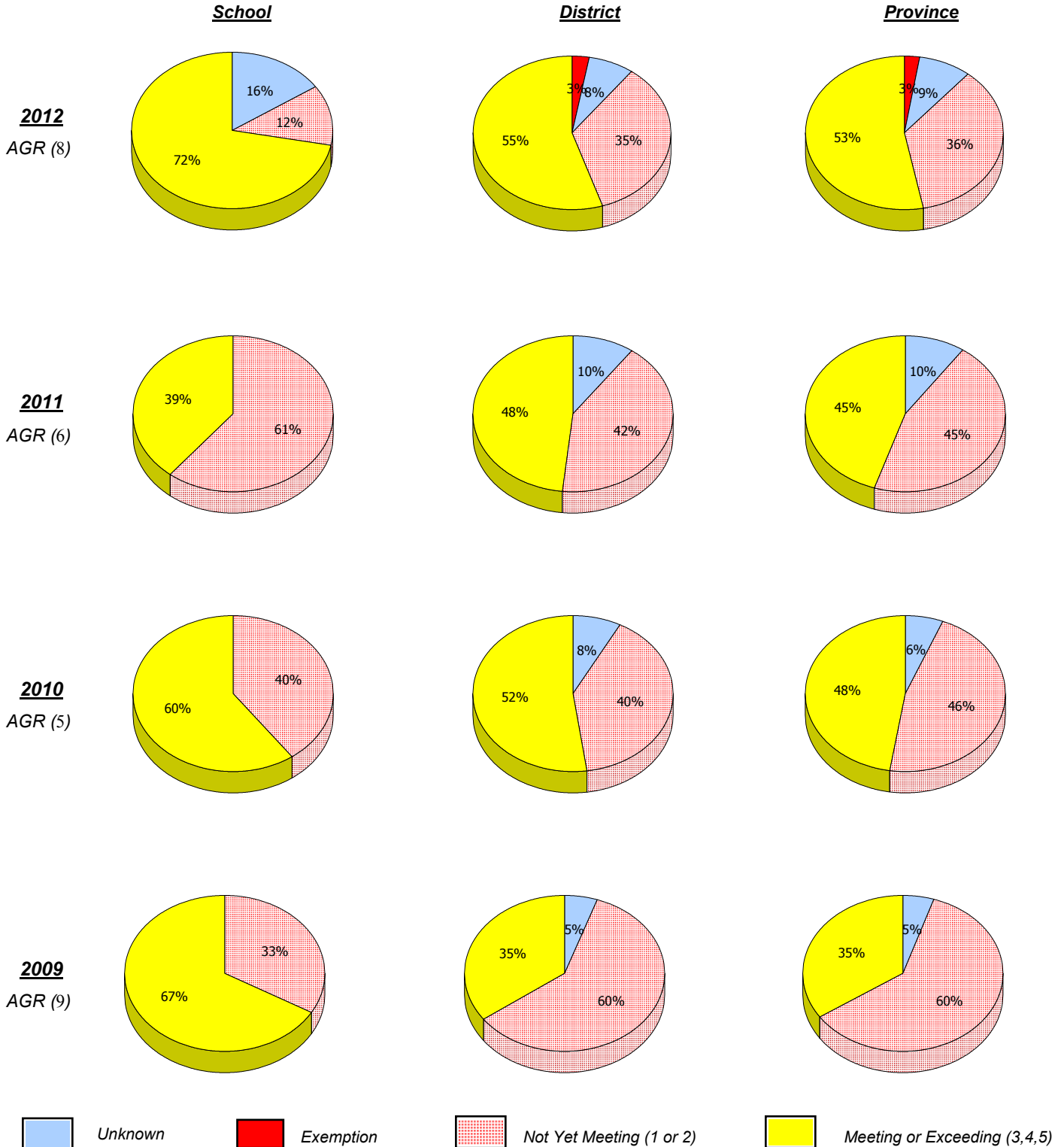
26

Mushuau Innu Natuashish and Peenamin McKenzie School are excluded from district and provincial results.

District 2 - Western

School #: 032 Truman Eddison Memorial

Number Operations



In some cases, CRT numbers may exceed AGR numbers based on late enrolments. Pie chart is based on the number of students who wrote the CRT.

Number Operations score is composite of Reasoning, Communication, Connections and Representations, and Problem Solving.

Source: Division of Evaluation and Research, Department of Education

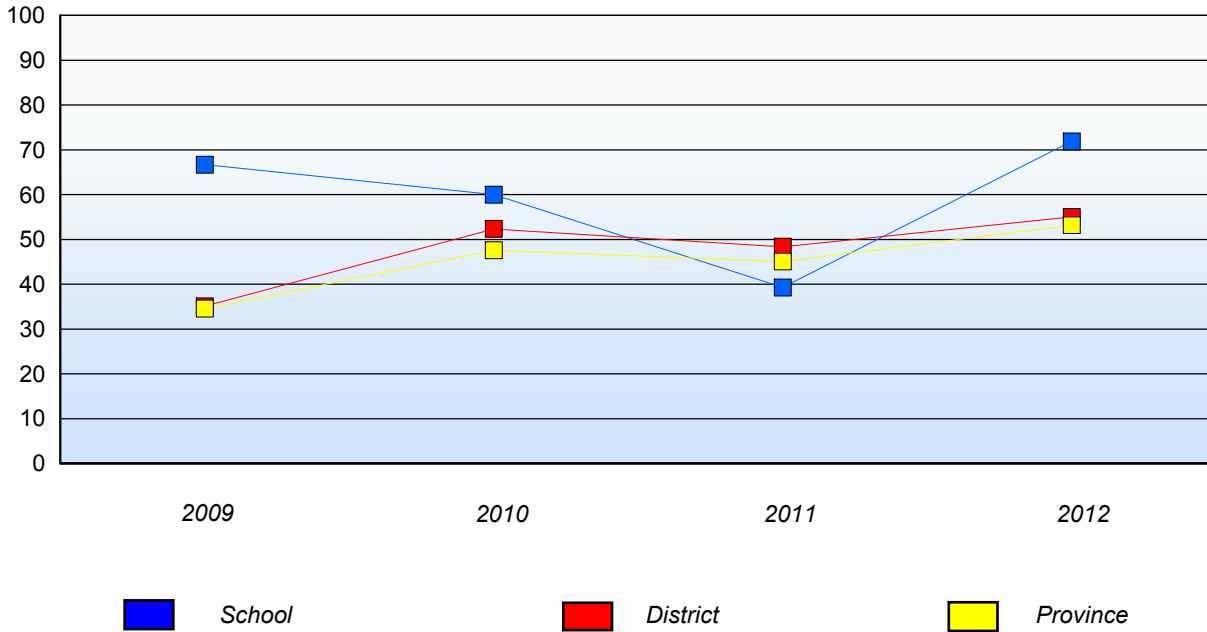
O:\CRT12\MATH_6\WEB\MTH6_4YR_12.RPT

District 2 - Western

School #: 032 Truman Eddison Memorial

Number Operations

Percentage of students at level 3 or above (2009 - 2012)



In some cases, CRT numbers may exceed AGR numbers based on late enrolments. Pie chart is based on the number of students who wrote the CRT.
 Number Operations score is composite of Reasoning, Communication, Connections and Representations, and Problem Solving.

Source: Division of Evaluation and Research, Department of Education

O:\CRT12\MATH_6\WEB\MTH6_4YR_12.RPT

Mushuau Innu Natuashish and Peenamin McKenzie School are excluded from district and provincial results.

District 2 - Western

School #: 039 Mary Simms All-Grade

Number Operations

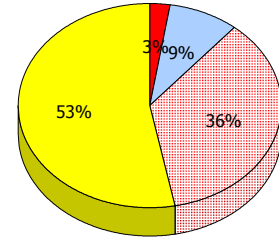
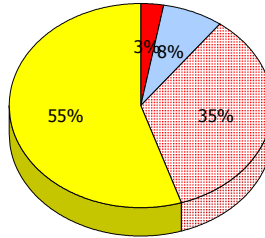
School

District

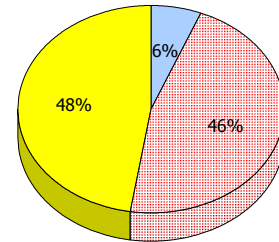
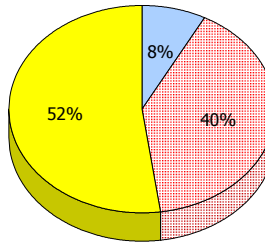
Province

2012
AGR (1)

School data with 5 or fewer students withheld for reasons of confidentiality.

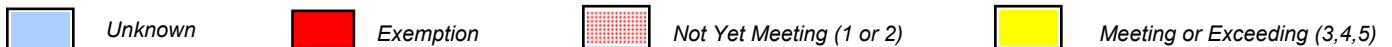


2011
AGR (0)



2010
AGR (2)

2009
AGR (0)



In some cases, CRT numbers may exceed AGR numbers based on late enrolments. Pie chart is based on the number of students who wrote the CRT.
Number Operations score is composite of Reasoning, Communication, Connections and Representations, and Problem Solving.

Source: Division of Evaluation and Research, Department of Education

O:\CRT12\MATH_6\WEB\MTH6_4YR_12.RPT


District 2 - Western

School #: 039 Mary Simms All-Grade

Number Operations

Percentage of students at level 3 or above (2009 - 2012)

School data with 5 or fewer students withheld for reasons of confidentiality.

 School

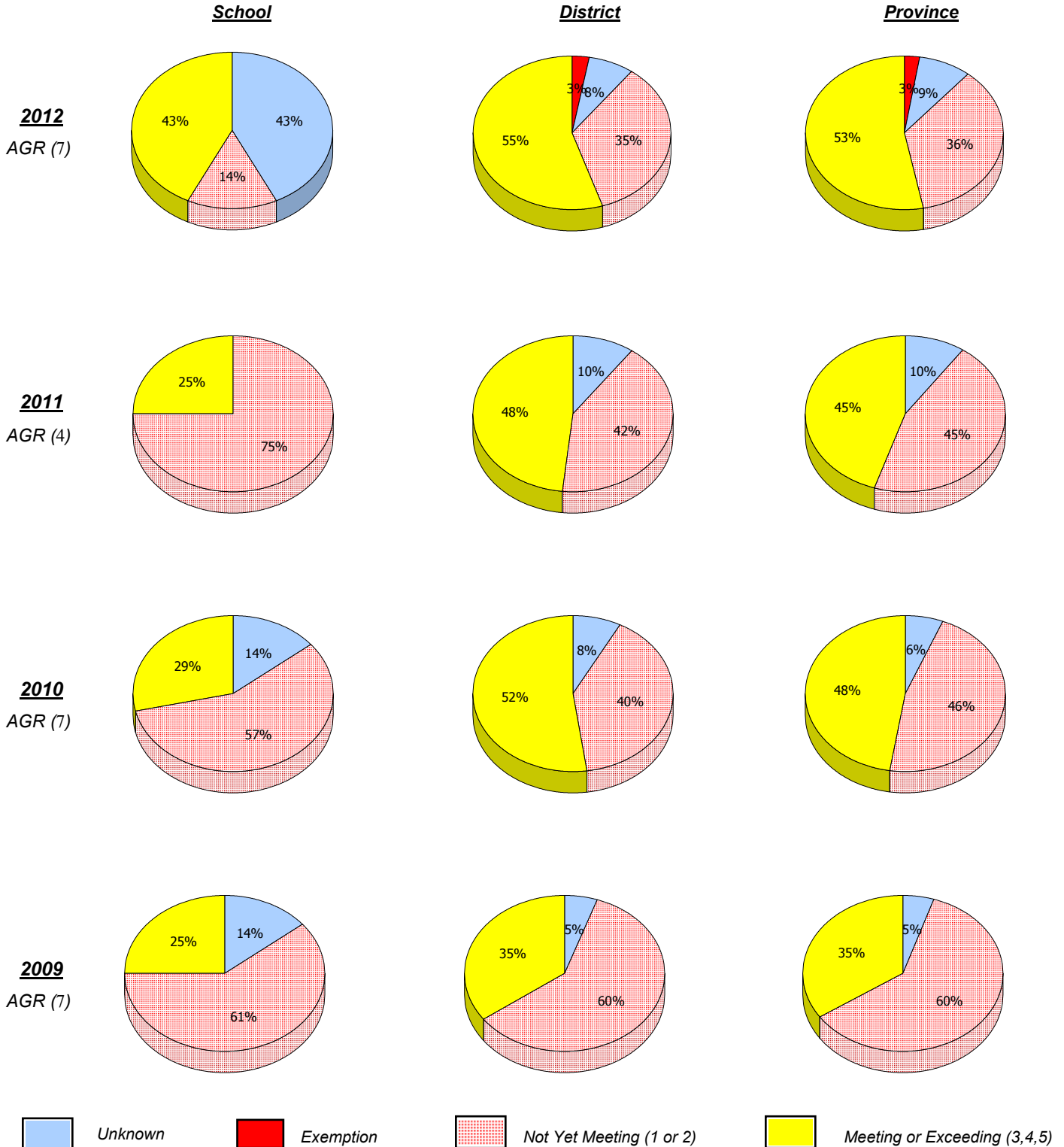
 District

 Province

District 2 - Western

School #: 040 St. Mary's AG

Number Operations



In some cases, CRT numbers may exceed AGR numbers based on late enrolments. Pie chart is based on the number of students who wrote the CRT.

Number Operations score is composite of Reasoning, Communication, Connections and Representations, and Problem Solving.

Source: Division of Evaluation and Research, Department of Education

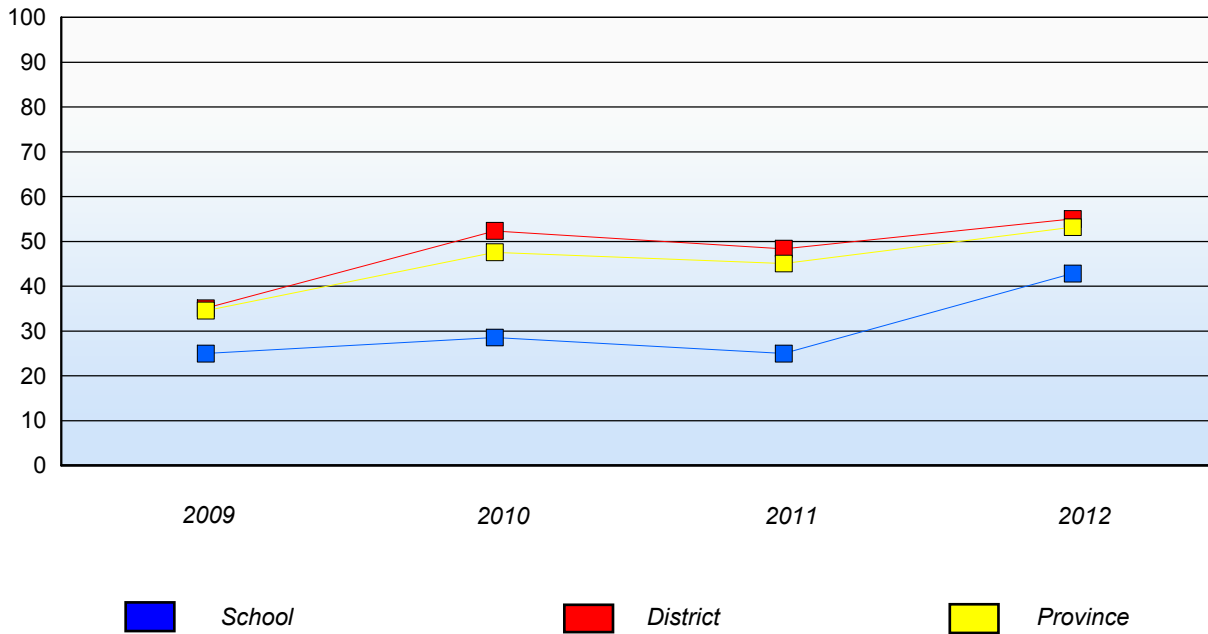
O:\CRT12\MATH_6\WEB\MTH6_4YR_12.RPT

District 2 - Western

School #: 040 St. Mary's AG

Number Operations

Percentage of students at level 3 or above (2009 - 2012)



In some cases, CRT numbers may exceed AGR numbers based on late enrolments. Pie chart is based on the number of students who wrote the CRT. Number Operations score is composite of Reasoning, Communication, Connections and Representations, and Problem Solving.

Source: Division of Evaluation and Research, Department of Education

O:\CRT12\MATH_6\WEB\MTH6_4YR_12.RPT

Mushuau Innu Natuashish and Peenamin McKenzie School are excluded from district and provincial results.

District 2 - Western

School #: 046 Bayside Academy

Number Operations

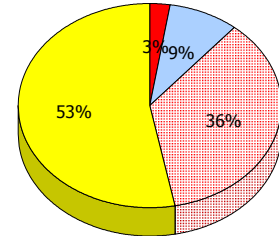
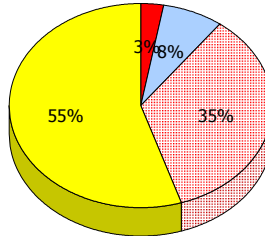
School

District

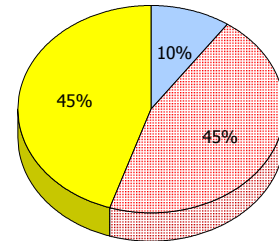
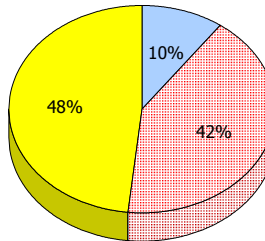
Province

2012
AGR (5)

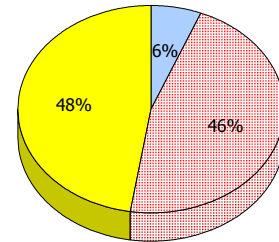
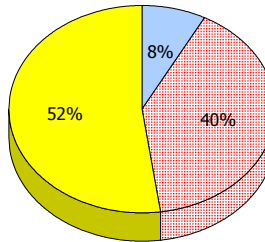
School data with 5 or fewer students withheld for reasons of confidentiality.



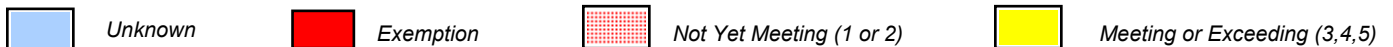
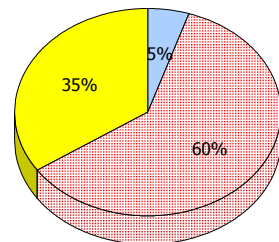
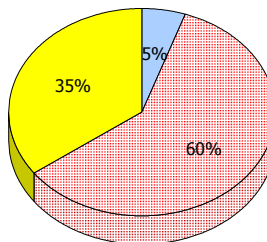
2011
AGR (4)



2010
AGR (4)



2009
AGR (3)



In some cases, CRT numbers may exceed AGR numbers based on late enrolments. Pie chart is based on the number of students who wrote the CRT.

Number Operations score is composite of Reasoning, Communication, Connections and Representations, and Problem Solving.

Source: Division of Evaluation and Research, Department of Education

O:\CRT12\MATH_6\WEB\MTH6_4YR_12.RPT


District 2 - Western

School #: 046 Bayside Academy

Number Operations

Percentage of students at level 3 or above (2009 - 2012)

School data with 5 or fewer students withheld for reasons of confidentiality.

 School

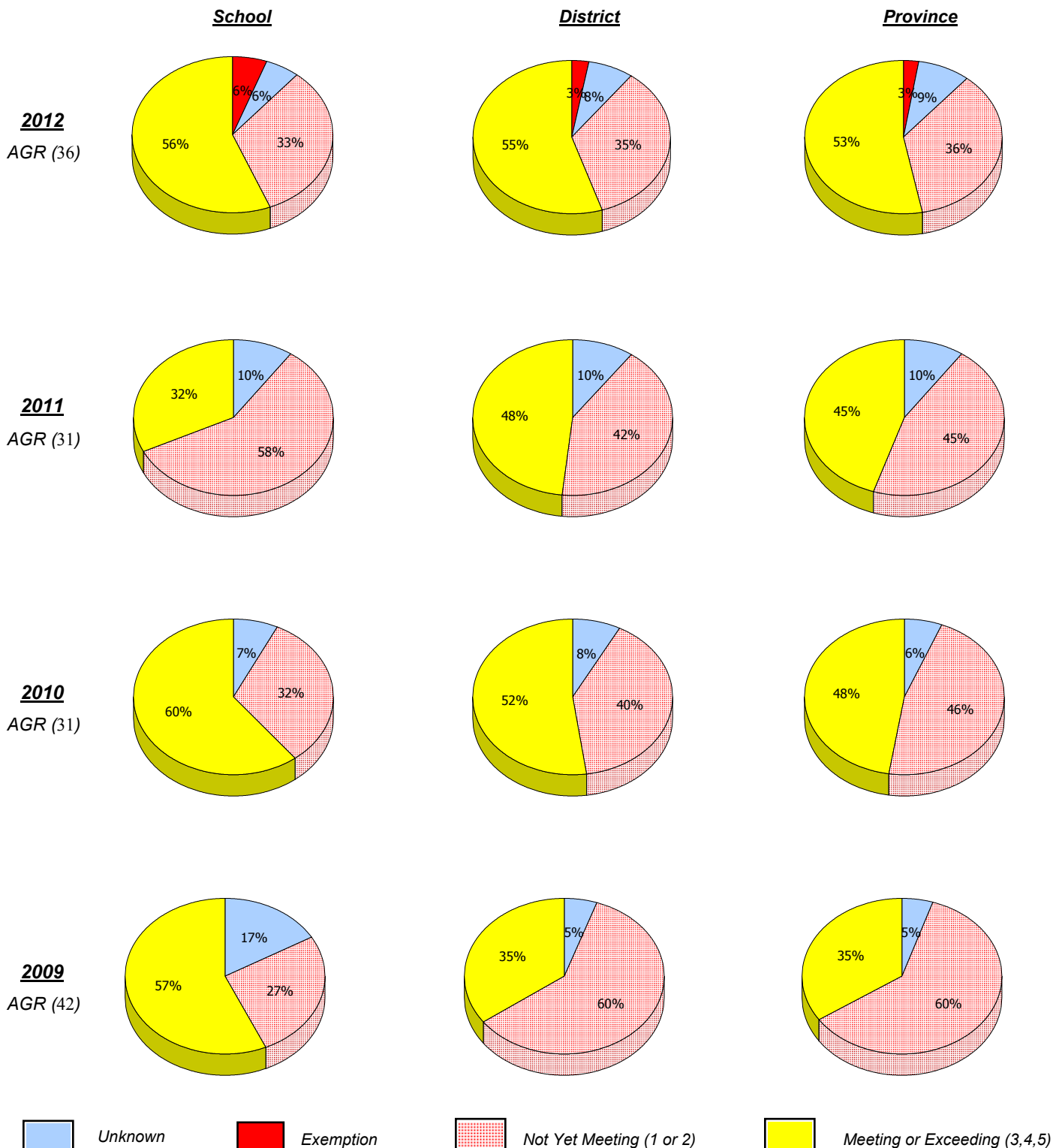
 District

 Province

District 2 - Western

School #: 053 St. Anthony Elementary

Number Operations



In some cases, CRT numbers may exceed AGR numbers based on late enrolments. Pie chart is based on the number of students who wrote the CRT.

Number Operations score is composite of Reasoning, Communication, Connections and Representations, and Problem Solving.

Source: Division of Evaluation and Research, Department of Education

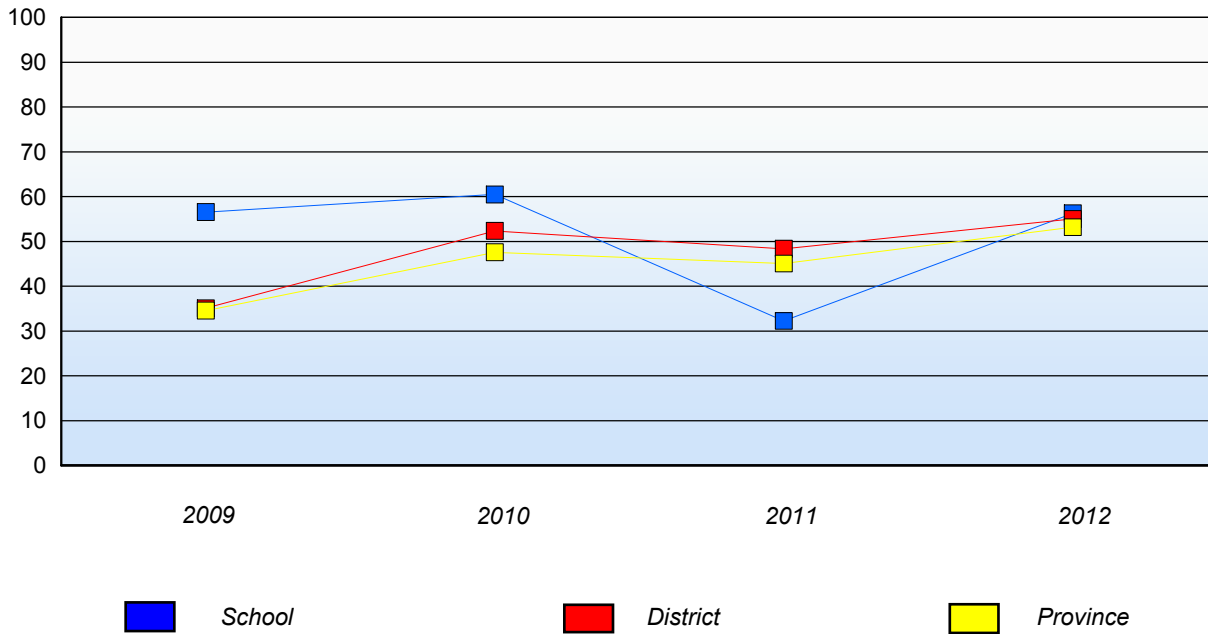
O:\CRT12\MATH_6\WEB\MTH6_4YR_12.RPT

District 2 - Western

School #: 053 St. Anthony Elementary

Number Operations

Percentage of students at level 3 or above (2009 - 2012)



In some cases, CRT numbers may exceed AGR numbers based on late enrolments. Pie chart is based on the number of students who wrote the CRT.
Number Operations score is composite of Reasoning, Communication, Connections and Representations, and Problem Solving.

Source: Division of Evaluation and Research, Department of Education

O:\CRT12\MATH_6\WEB\MTH6_4YR_12.RPT

10/11/2012

36

Mushuau Innu Natuashish and Peenamin McKenzie School are excluded from district and provincial results.

District 2 - Western

School #: 054 St. Lewis Academy

Number Operations

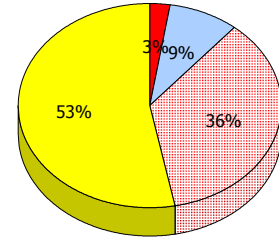
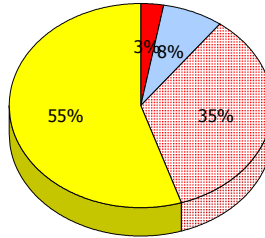
School

District

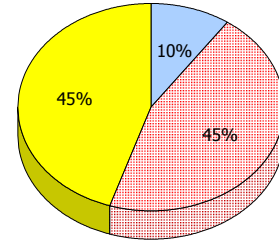
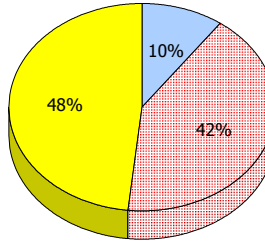
Province

2012
AGR (2)

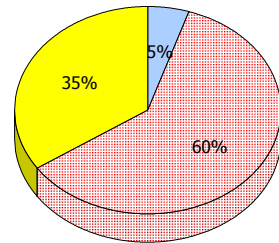
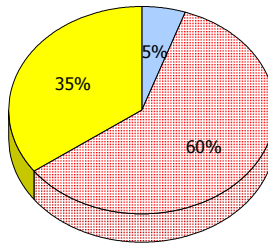
School data with 5 or fewer students withheld for reasons of confidentiality.



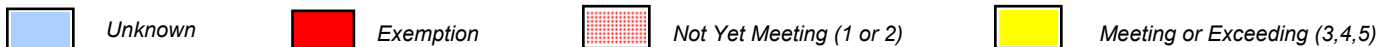
2011
AGR (3)



2010
AGR (0)



2009
AGR (3)



In some cases, CRT numbers may exceed AGR numbers based on late enrolments. Pie chart is based on the number of students who wrote the CRT.

Number Operations score is composite of Reasoning, Communication, Connections and Representations, and Problem Solving.

Source: Division of Evaluation and Research, Department of Education

O:\CRT12\MATH_6\WEB\MTH6_4YR_12.RPT


District 2 - Western

School #: 054 St. Lewis Academy

Number Operations

Percentage of students at level 3 or above (2009 - 2012)

School data with 5 or fewer students withheld for reasons of confidentiality.

 School

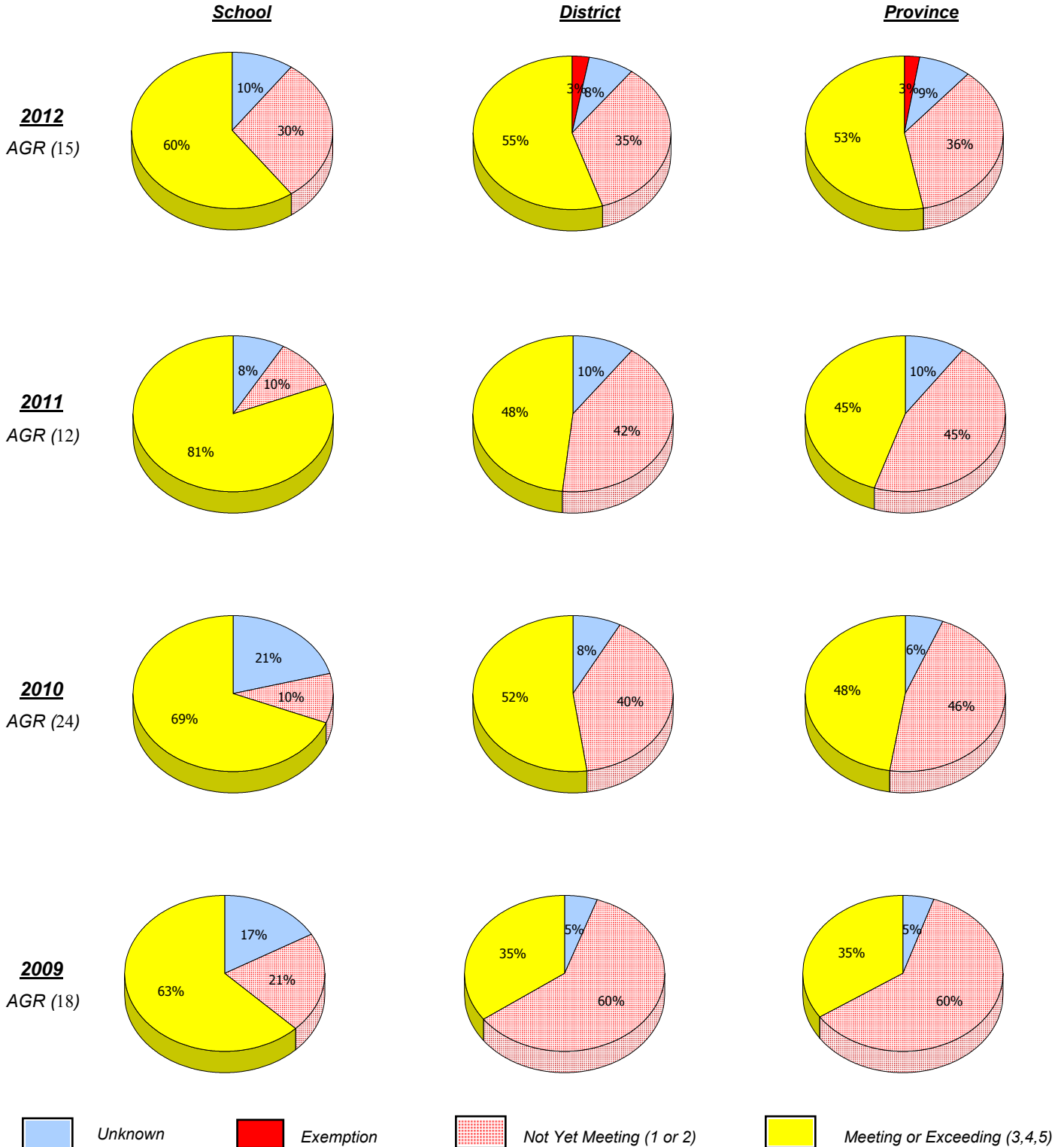
 District

 Province

District 2 - Western

School #: 057 St. Peter's Academy

Number Operations



In some cases, CRT numbers may exceed AGR numbers based on late enrolments. Pie chart is based on the number of students who wrote the CRT.

Number Operations score is composite of Reasoning, Communication, Connections and Representations, and Problem Solving.

Source: Division of Evaluation and Research, Department of Education

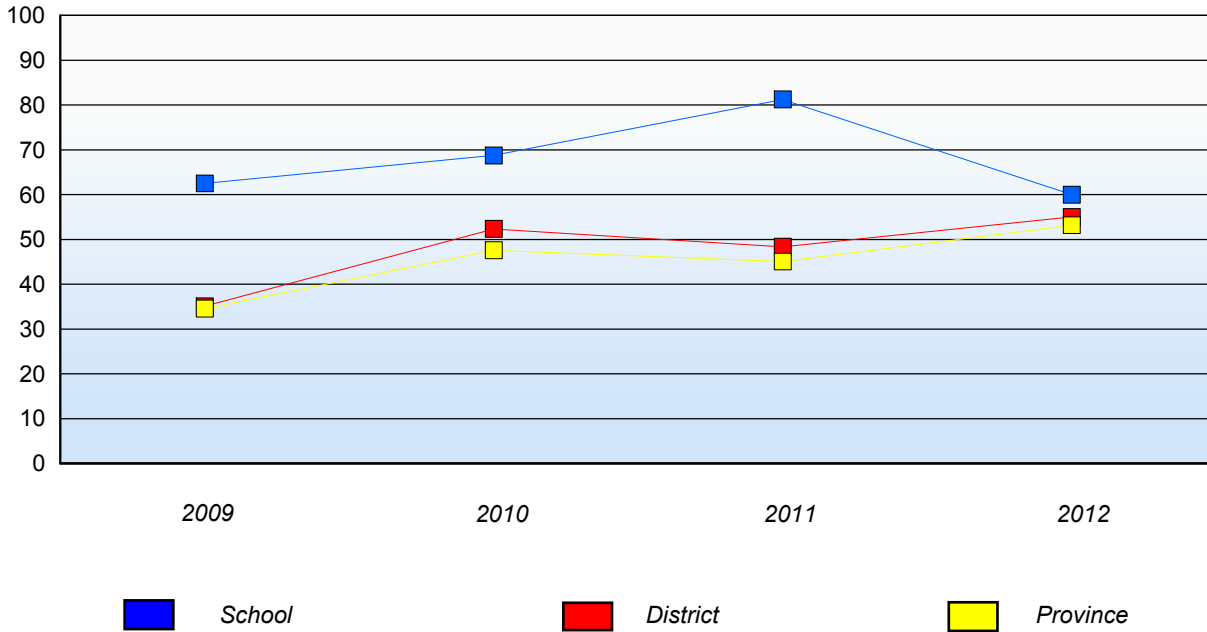
O:\CRT12\MATH_6\WEB\MTH6_4YR_12.RPT

District 2 - Western

School #: 057 St. Peter's Academy

Number Operations

Percentage of students at level 3 or above (2009 - 2012)



In some cases, CRT numbers may exceed AGR numbers based on late enrolments. Pie chart is based on the number of students who wrote the CRT. Number Operations score is composite of Reasoning, Communication, Connections and Representations, and Problem Solving.

Source: Division of Evaluation and Research, Department of Education

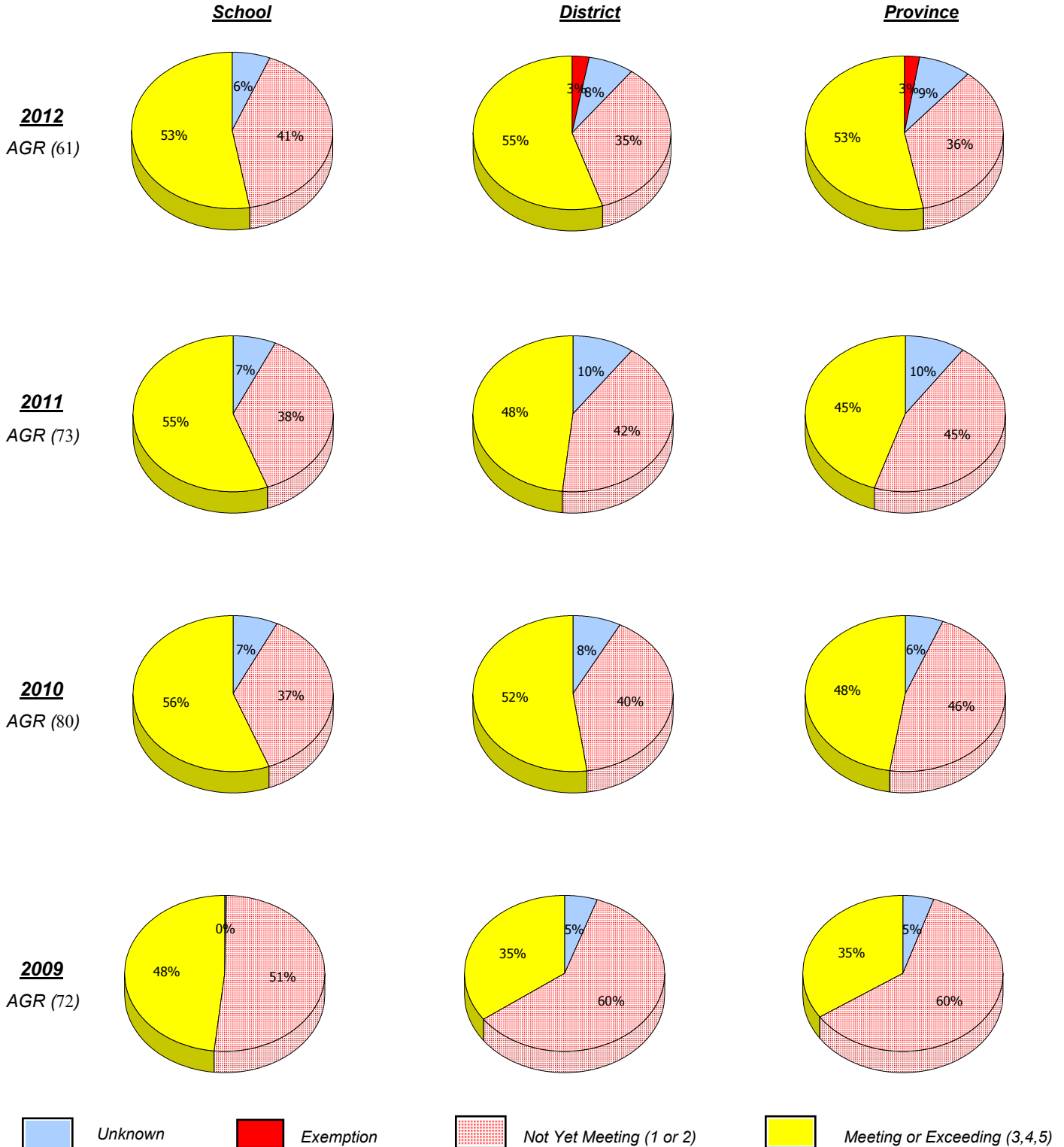
O:\CRT12\MATH_6\WEB\MTH6_4YR_12.RPT

Mushuau Innu Natuashish and Peenamin McKenzie School are excluded from district and provincial results.

District 2 - Western

School #: 060 C.C. Loughlin Elementary

Number Operations



In some cases, CRT numbers may exceed AGR numbers based on late enrolments. Pie chart is based on the number of students who wrote the CRT.

Number Operations score is composite of Reasoning, Communication, Connections and Representations, and Problem Solving.

Source: Division of Evaluation and Research, Department of Education

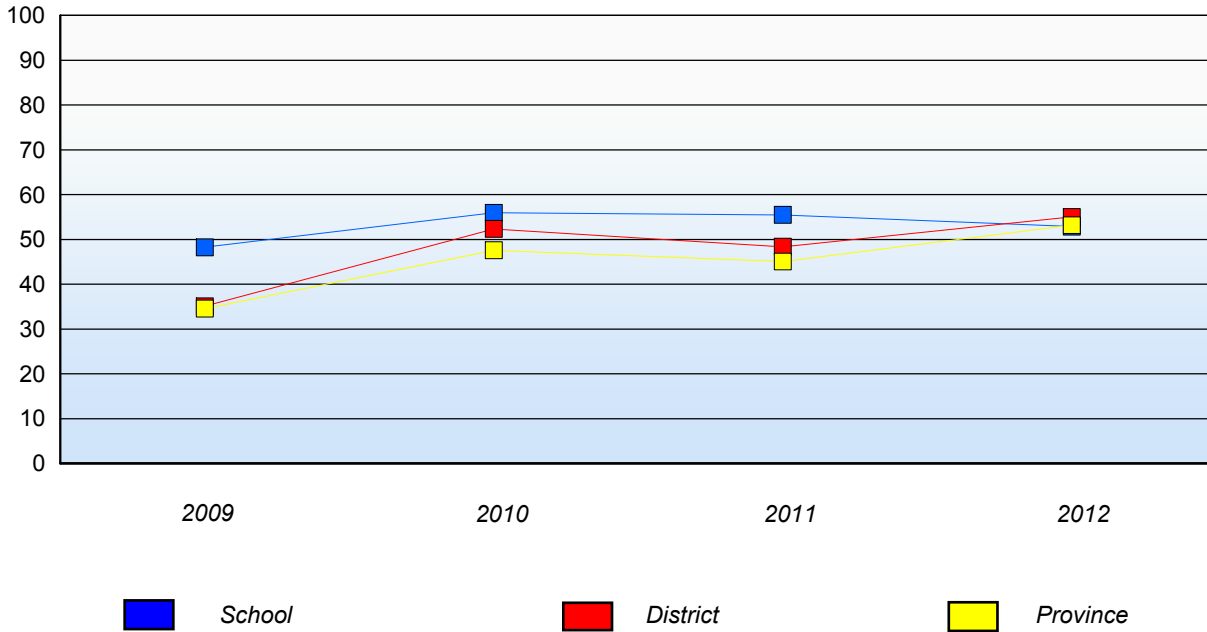
O:\CRT12\MATH_6\WEB\MTH6_4YR_12.RPT

District 2 - Western

School #: 060 C.C. Loughlin Elementary

Number Operations

Percentage of students at level 3 or above (2009 - 2012)



In some cases, CRT numbers may exceed AGR numbers based on late enrolments. Pie chart is based on the number of students who wrote the CRT.
Number Operations score is composite of Reasoning, Communication, Connections and Representations, and Problem Solving.

Source: Division of Evaluation and Research, Department of Education

O:\CRT12\MATH_6\WEB\MTH6_4YR_12.RPT

10/11/2012

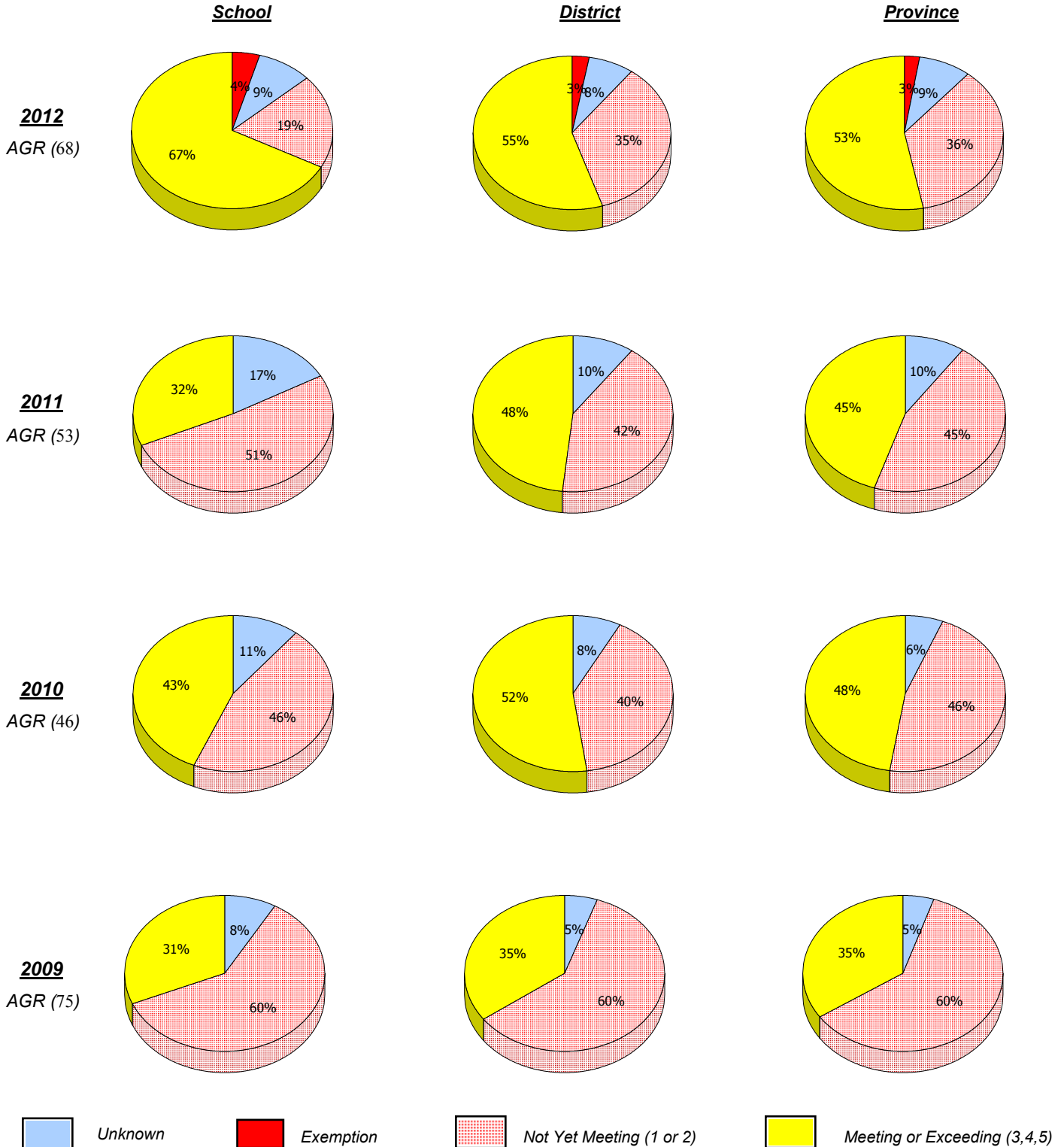
42

Mushuau Innu Natuashish and Peenamin McKenzie School are excluded from district and provincial results.

District 2 - Western

School #: 065 Humber Elementary

Number Operations



In some cases, CRT numbers may exceed AGR numbers based on late enrolments. Pie chart is based on the number of students who wrote the CRT.

Number Operations score is composite of Reasoning, Communication, Connections and Representations, and Problem Solving.

Source: Division of Evaluation and Research, Department of Education

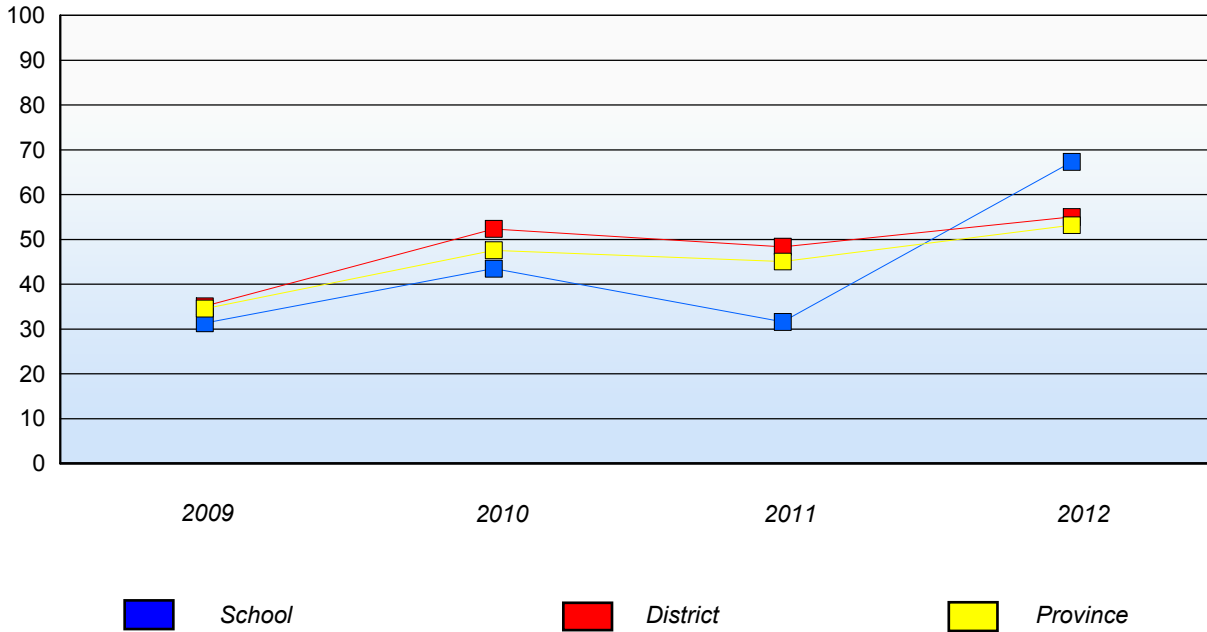
O:\CRT12\MATH_6\WEB\MTH6_4YR_12.RPT

District 2 - Western

School #: 065 Humber Elementary

Number Operations

Percentage of students at level 3 or above (2009 - 2012)



In some cases, CRT numbers may exceed AGR numbers based on late enrolments. Pie chart is based on the number of students who wrote the CRT. Number Operations score is composite of Reasoning, Communication, Connections and Representations, and Problem Solving.

Source: Division of Evaluation and Research, Department of Education

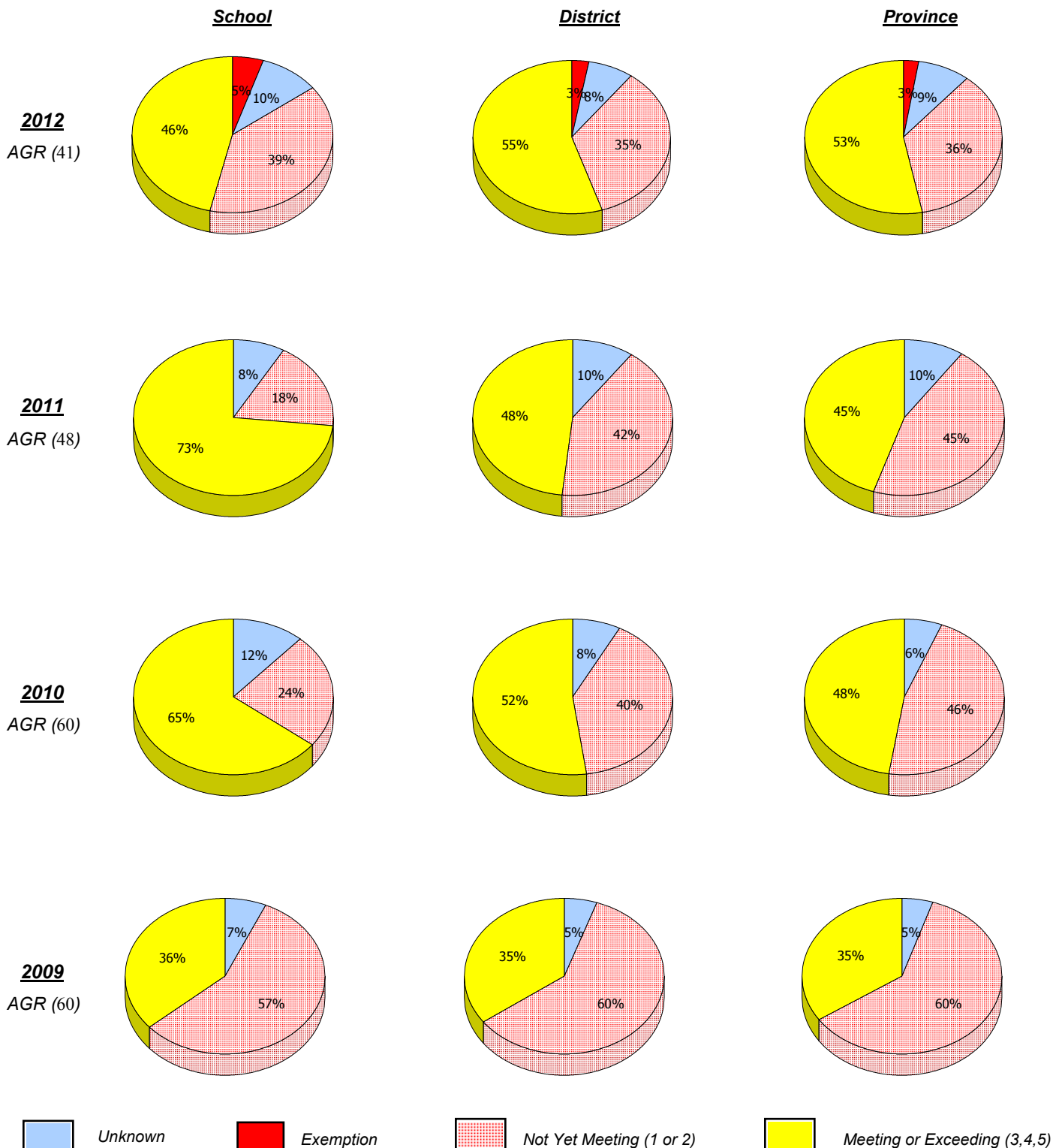
O:\CRT12\MATH_6\WEB\MTH6_4YR_12.RPT

Mushuau Innu Natuashish and Peenamin McKenzie School are excluded from district and provincial results.

District 2 - Western

School #: 066 J.J. Curling Elementary

Number Operations



In some cases, CRT numbers may exceed AGR numbers based on late enrolments. Pie chart is based on the number of students who wrote the CRT.

Number Operations score is composite of Reasoning, Communication, Connections and Representations, and Problem Solving.

Source: Division of Evaluation and Research, Department of Education

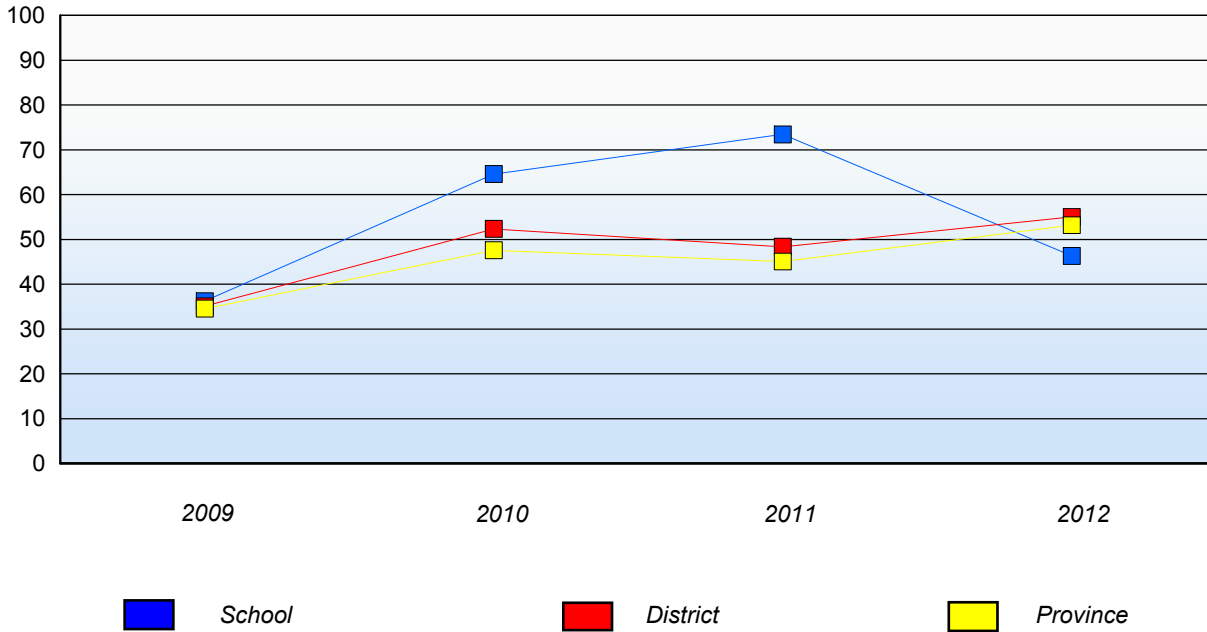
O:\CRT12\MATH_6\WEB\MTH6_4YR_12.RPT

District 2 - Western

School #: 066 J.J. Curling Elementary

Number Operations

Percentage of students at level 3 or above (2009 - 2012)



In some cases, CRT numbers may exceed AGR numbers based on late enrolments. Pie chart is based on the number of students who wrote the CRT.
Number Operations score is composite of Reasoning, Communication, Connections and Representations, and Problem Solving.

Source: Division of Evaluation and Research, Department of Education

O:\CRT12\MATH_6\WEB\MTH6_4YR_12.RPT

10/11/2012

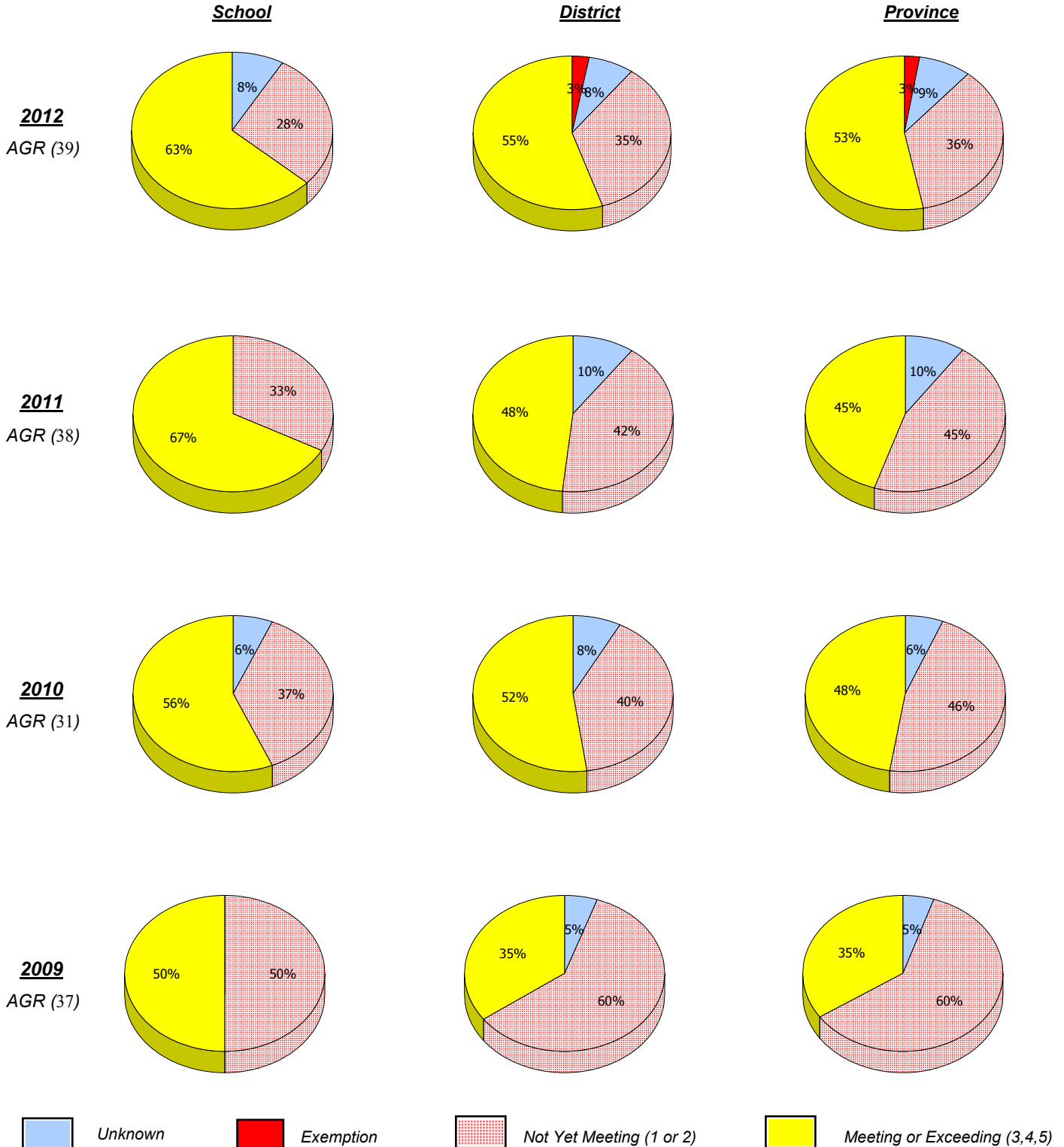
46

Mushuau Innu Natuashish and Peenamin McKenzie School are excluded from district and provincial results.

District 2 - Western

School #: 069 Sacred Heart Elementary

Number Operations



In some cases, CRT numbers may exceed AGR numbers based on late enrolments. Pie chart is based on the number of students who wrote the CRT.

Number Operations score is composite of Reasoning, Communication, Connections and Representations, and Problem Solving.

Source: Division of Evaluation and Research, Department of Education

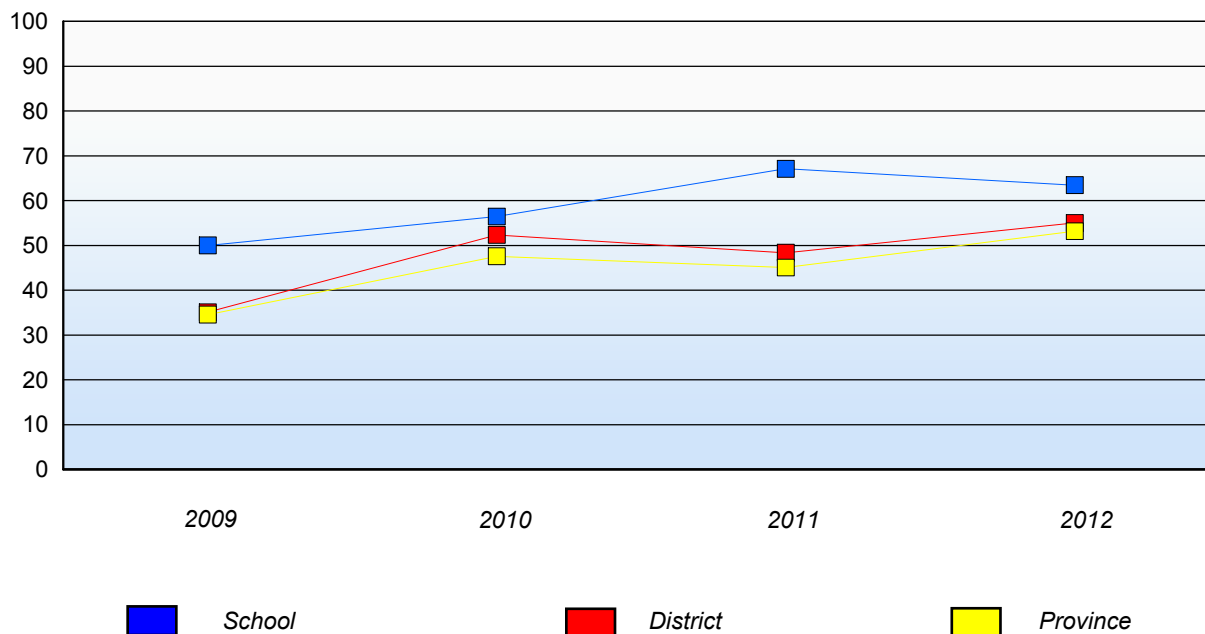
O:\CRT12\MATH_6\WEB\MTH6_4YR_12.RPT

District 2 - Western

School #: 069 Sacred Heart Elementary

Number Operations

Percentage of students at level 3 or above (2009 - 2012)



In some cases, CRT numbers may exceed AGR numbers based on late enrolments. Pie chart is based on the number of students who wrote the CRT. Number Operations score is composite of Reasoning, Communication, Connections and Representations, and Problem Solving.

Source: Division of Evaluation and Research, Department of Education

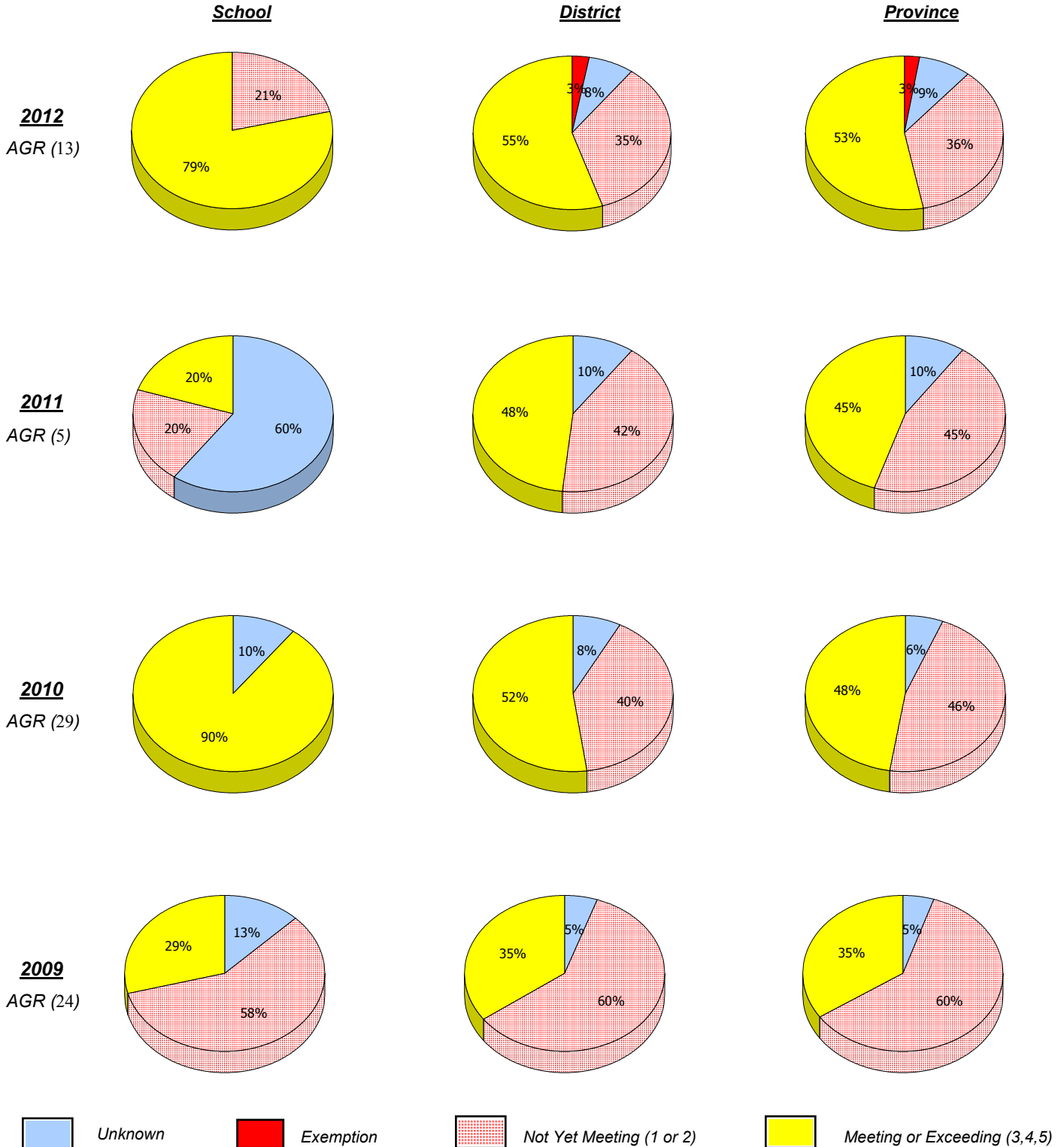
O:\CRT12\MATH_6\WEB\MTH6_4YR_12.RPT

Mushuau Innu Natuashish and Peenamin McKenzie School are excluded from district and provincial results.

District 2 - Western

School #: 070 St. Gerard's Elementary

Number Operations



In some cases, CRT numbers may exceed AGR numbers based on late enrolments. Pie chart is based on the number of students who wrote the CRT.

Number Operations score is composite of Reasoning, Communication, Connections and Representations, and Problem Solving.

Source: Division of Evaluation and Research, Department of Education

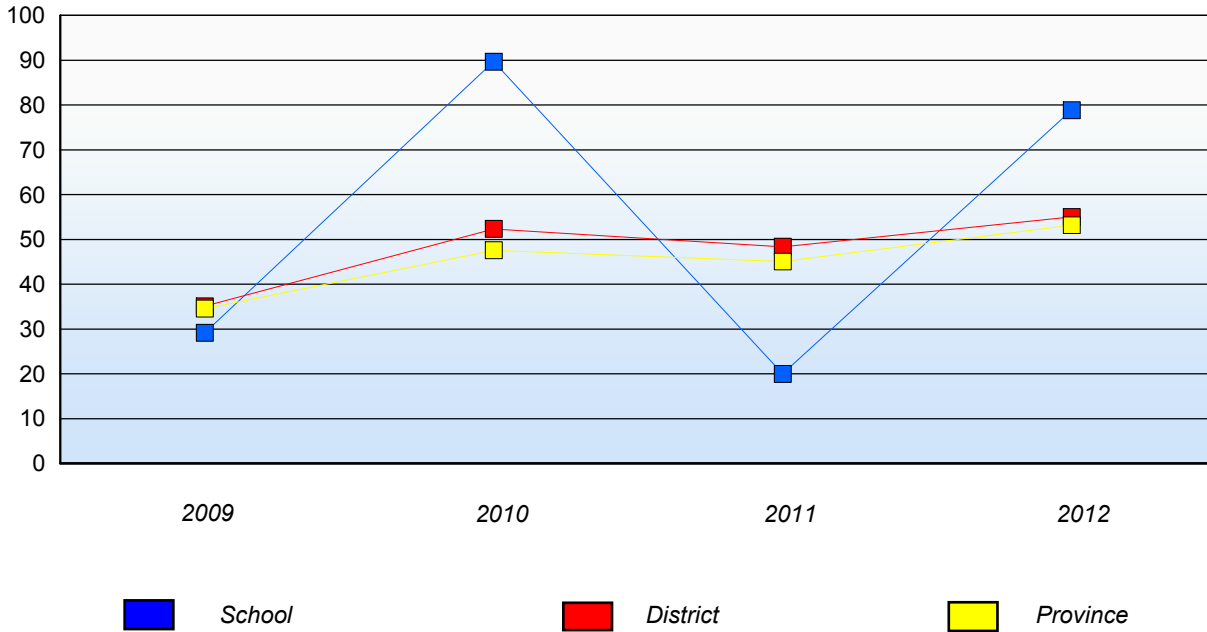
O:\CRT12\MATH_6\WEB\MTH6_4YR_12.RPT

District 2 - Western

School #: 070 St. Gerard's Elementary

Number Operations

Percentage of students at level 3 or above (2009 - 2012)



In some cases, CRT numbers may exceed AGR numbers based on late enrolments. Pie chart is based on the number of students who wrote the CRT. Number Operations score is composite of Reasoning, Communication, Connections and Representations, and Problem Solving.

Source: Division of Evaluation and Research, Department of Education

O:\CRT12\MATH_6\WEB\MTH6_4YR_12.RPT

Mushuau Innu Natuashish and Peenamin McKenzie School are excluded from district and provincial results.

District 2 - Western

School #: 072 Holy Cross All Grade School

Number Operations

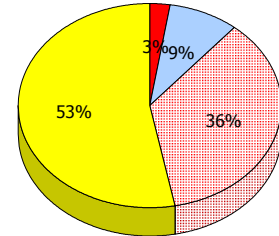
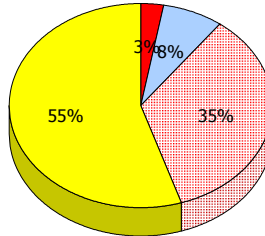
School

District

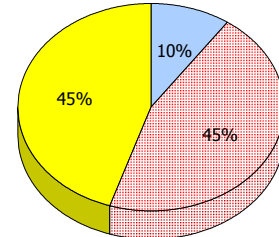
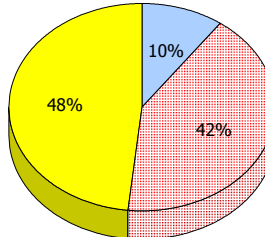
Province

2012
AGR (2)

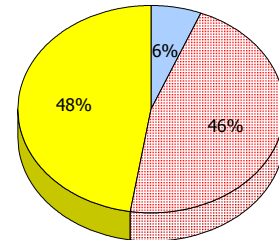
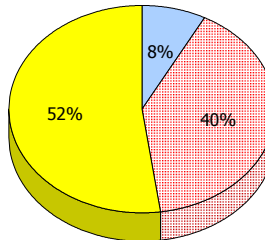
School data with 5 or fewer students withheld for reasons of confidentiality.



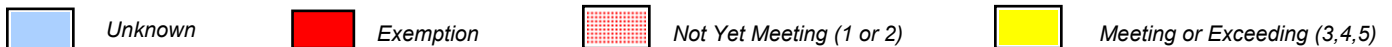
2011
AGR (4)



2010
AGR (3)



2009
AGR (0)



In some cases, CRT numbers may exceed AGR numbers based on late enrolments. Pie chart is based on the number of students who wrote the CRT.

Number Operations score is composite of Reasoning, Communication, Connections and Representations, and Problem Solving.

Source: Division of Evaluation and Research, Department of Education

O:\CRT12\MATH_6\WEB\MTH6_4YR_12.RPT


District 2 - Western

School #: 072 Holy Cross All Grade School

Number Operations

Percentage of students at level 3 or above (2009 - 2012)

School data with 5 or fewer students withheld for reasons of confidentiality.

 School

 District

 Province

District 2 - Western

School #: 075 Hampden Academy

Number Operations

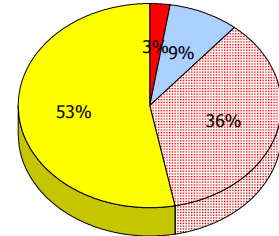
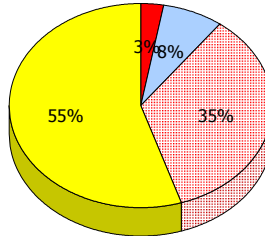
School

District

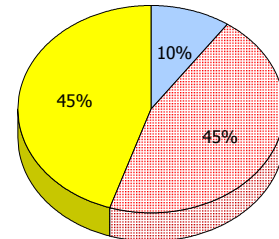
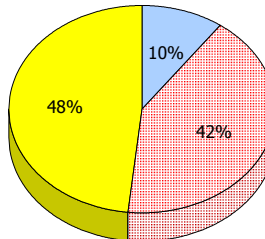
Province

2012
AGR (5)

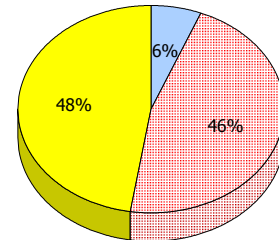
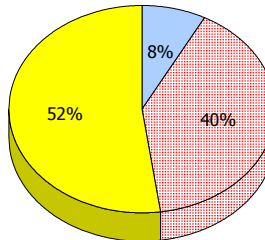
School data with 5 or fewer
students withheld for
reasons of confidentiality.



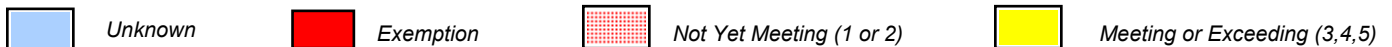
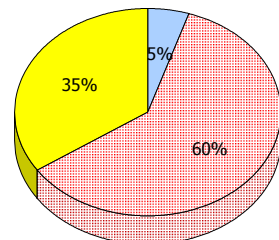
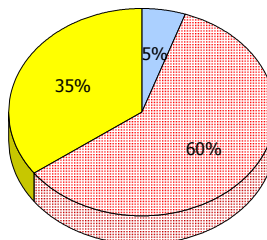
2011
AGR (5)



2010
AGR (4)



2009
AGR (5)



In some cases, CRT numbers may exceed AGR numbers based on late enrolments. Pie chart is based on the number of students who wrote the CRT.
Number Operations score is composite of Reasoning, Communication, Connections and Representations, and Problem Solving.

Source: Division of Evaluation and Research, Department of Education

O:\CRT12\MATH_6\WEB\MTH6_4YR_12.RPT


District 2 - Western

School #: 075 Hampden Academy

Number Operations

Percentage of students at level 3 or above (2009 - 2012)

School data with 5 or fewer students withheld for reasons of confidentiality.

 School

 District

 Province

In some cases, CRT numbers may exceed AGR numbers based on late enrolments. Pie chart is based on the number of students who wrote the CRT.

Number Operations score is composite of Reasoning, Communication, Connections and Representations, and Problem Solving.

Source: Division of Evaluation and Research, Department of Education

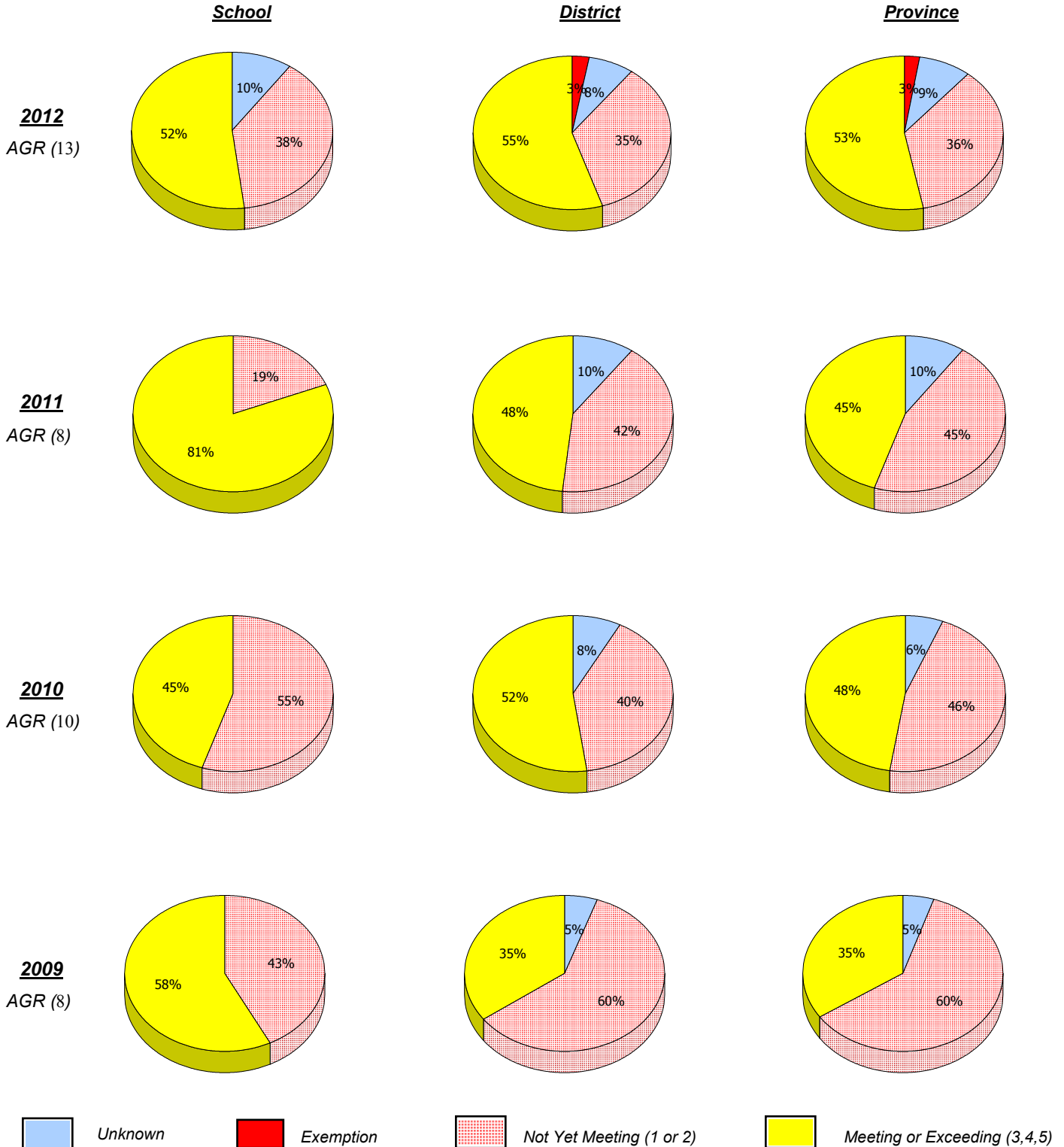
O:\CRT12\MATH_6\WEB\MTH6_4YR_12.RPT

Mushuau Innu Natuashish and Peenamin McKenzie School are excluded from district and provincial results.

District 2 - Western

School #: 079 St. James All Grade

Number Operations



In some cases, CRT numbers may exceed AGR numbers based on late enrolments. Pie chart is based on the number of students who wrote the CRT.

Number Operations score is composite of Reasoning, Communication, Connections and Representations, and Problem Solving.

Source: Division of Evaluation and Research, Department of Education

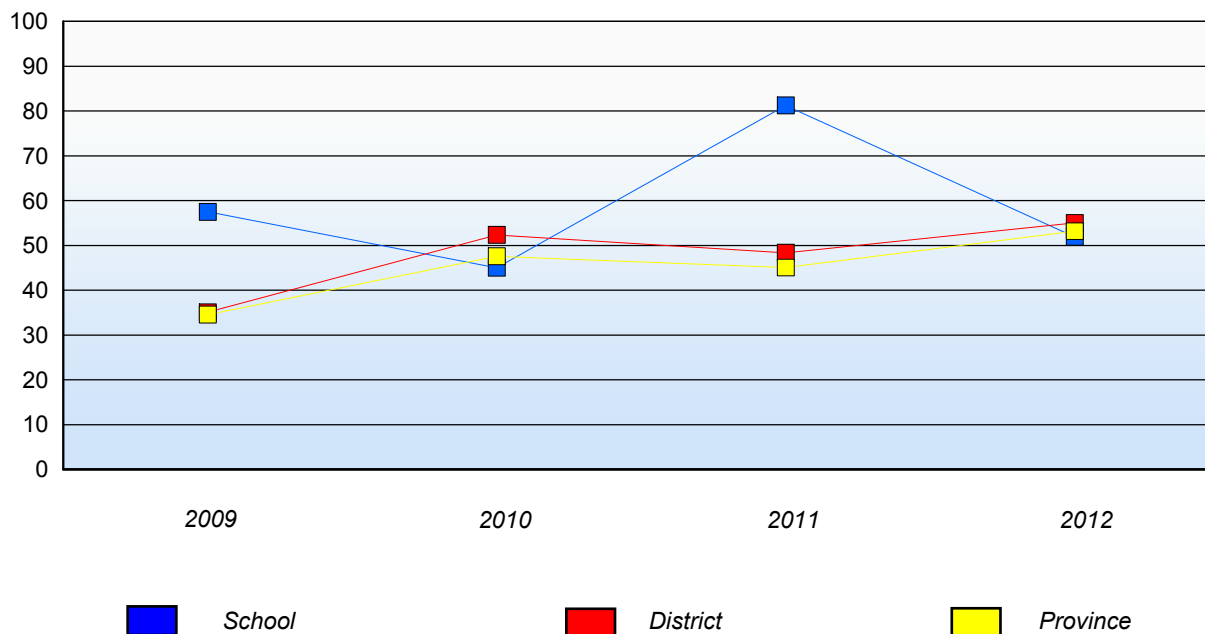
O:\CRT12\MATH_6\WEB\MTH6_4YR_12.RPT

District 2 - Western

School #: 079 St. James All Grade

Number Operations

Percentage of students at level 3 or above (2009 - 2012)



In some cases, CRT numbers may exceed AGR numbers based on late enrolments. Pie chart is based on the number of students who wrote the CRT.
Number Operations score is composite of Reasoning, Communication, Connections and Representations, and Problem Solving.

Source: Division of Evaluation and Research, Department of Education

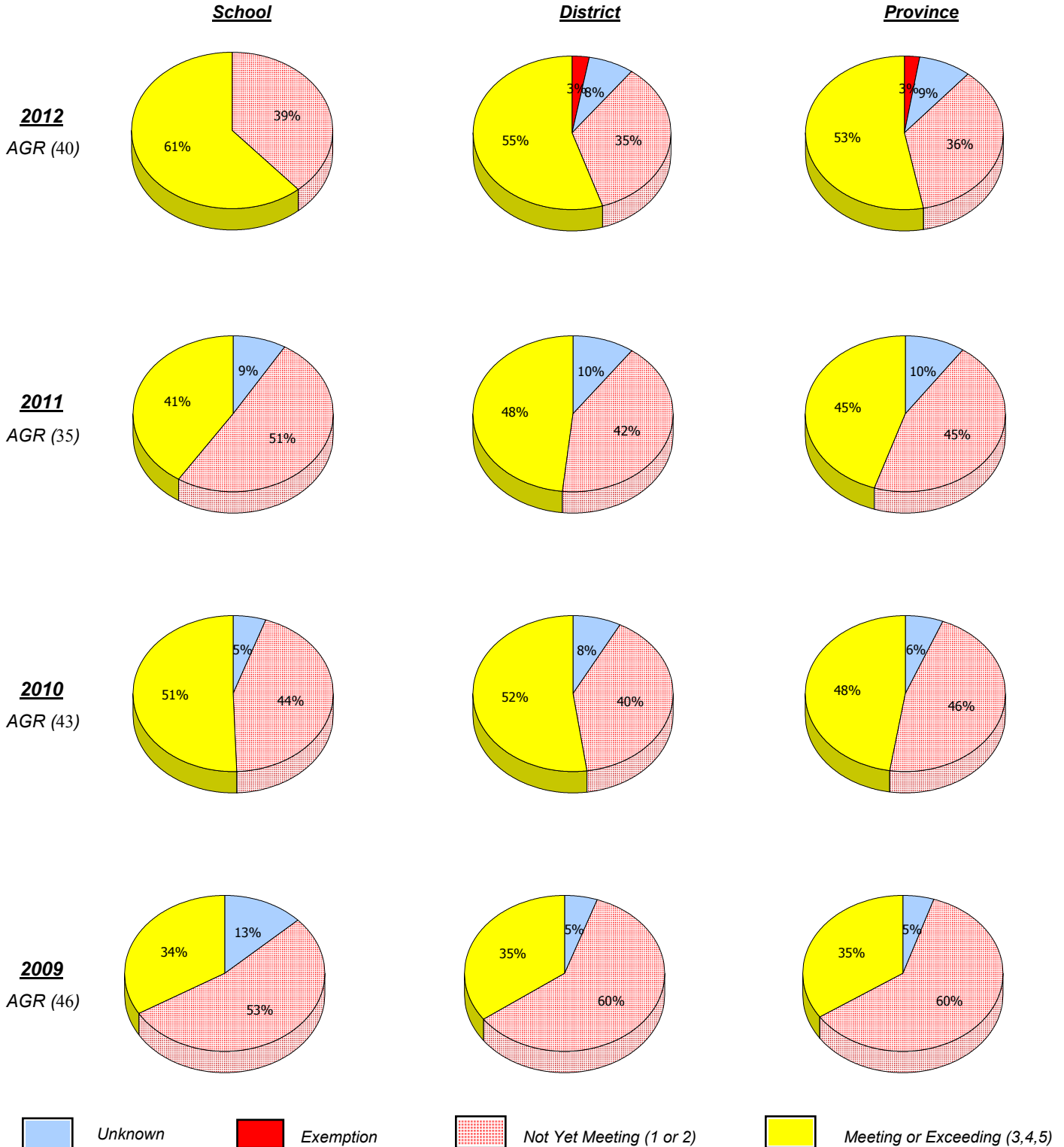
O:\CRT12\MATH_6\WEB\MTH6_4YR_12.RPT

Mushuau Innu Natuashish and Peenamin McKenzie School are excluded from district and provincial results.

District 2 - Western

School #: 080 Templeton Academy

Number Operations



In some cases, CRT numbers may exceed AGR numbers based on late enrolments. Pie chart is based on the number of students who wrote the CRT.

Number Operations score is composite of Reasoning, Communication, Connections and Representations, and Problem Solving.

Source: Division of Evaluation and Research, Department of Education

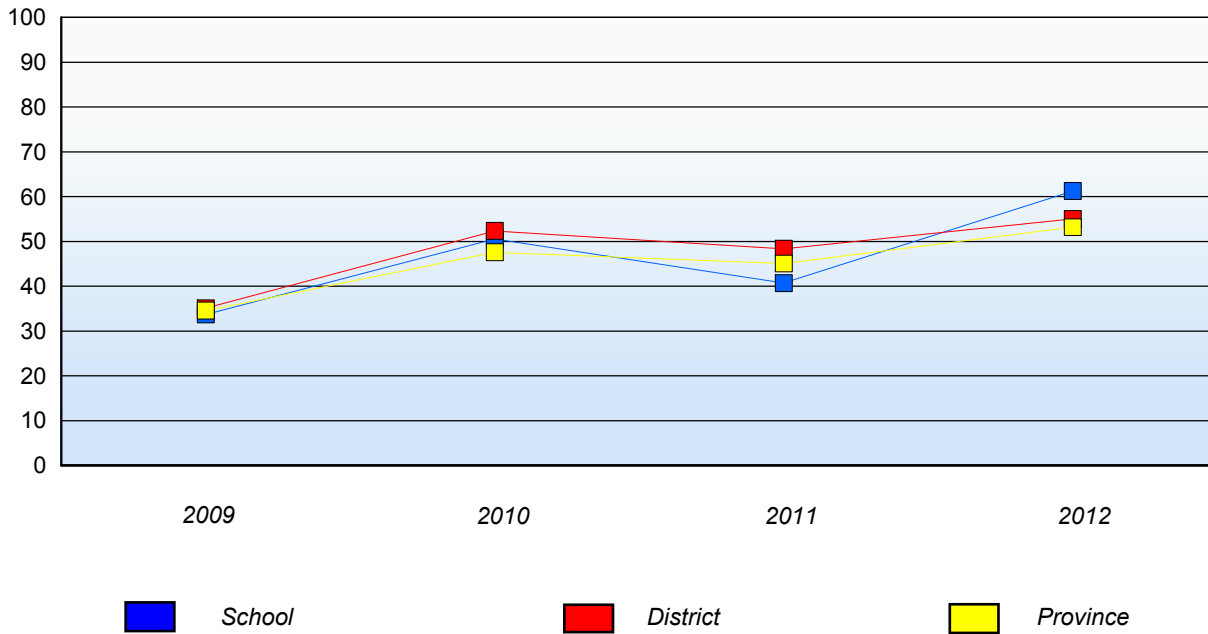
O:\CRT12\MATH_6\WEB\MTH6_4YR_12.RPT

District 2 - Western

School #: 080 Templeton Academy

Number Operations

Percentage of students at level 3 or above (2009 - 2012)



In some cases, CRT numbers may exceed AGR numbers based on late enrolments. Pie chart is based on the number of students who wrote the CRT. Number Operations score is composite of Reasoning, Communication, Connections and Representations, and Problem Solving.

Source: Division of Evaluation and Research, Department of Education

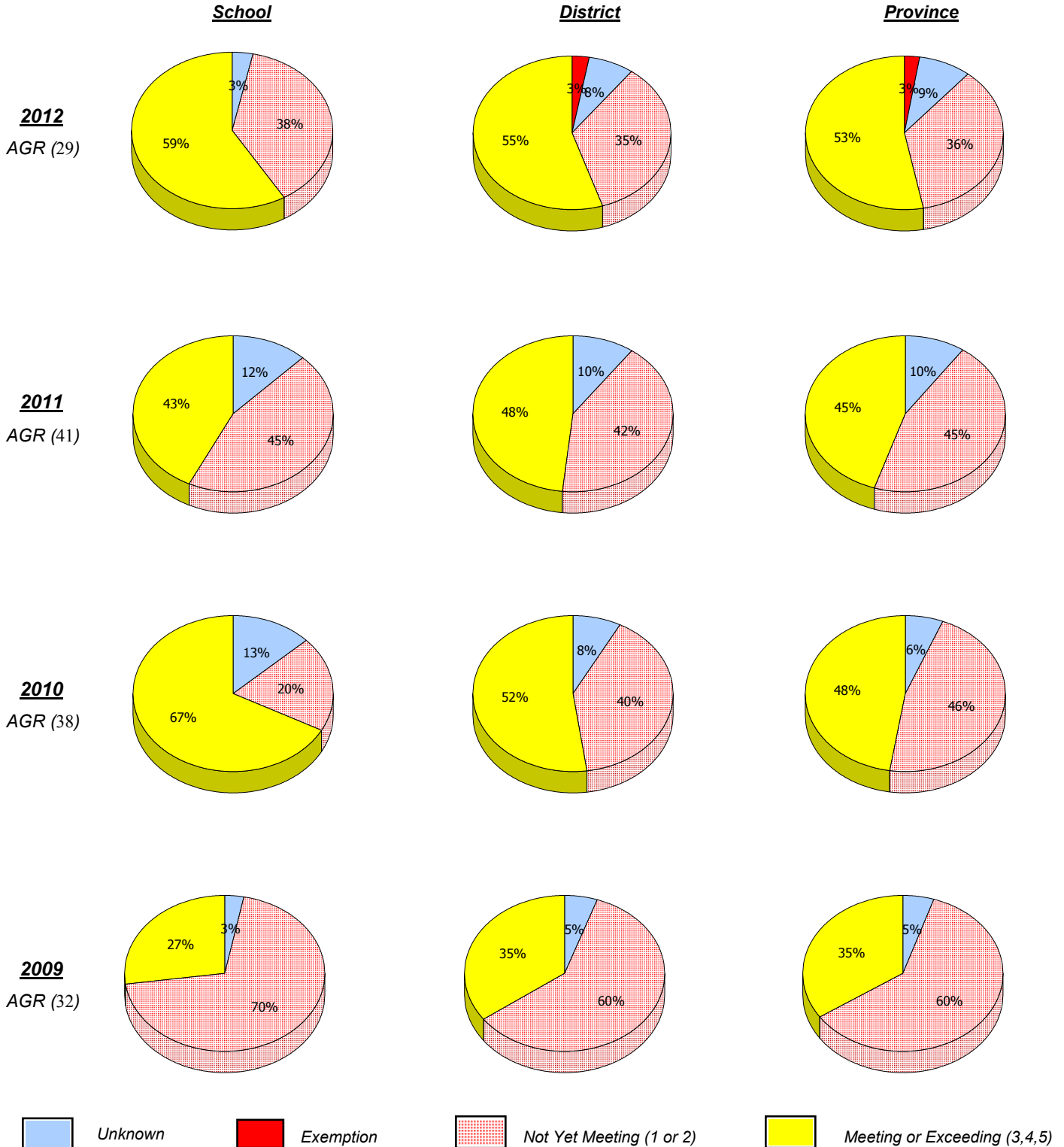
O:\CRT12\MATH_6\WEB\MTH6_4YR_12.RPT

Mushuau Innu Natuashish and Peenamin McKenzie School are excluded from district and provincial results.

District 2 - Western

School #: 082 Pasadena Elementary School

Number Operations



In some cases, CRT numbers may exceed AGR numbers based on late enrolments. Pie chart is based on the number of students who wrote the CRT.

Number Operations score is composite of Reasoning, Communication, Connections and Representations, and Problem Solving.

Source: Division of Evaluation and Research, Department of Education

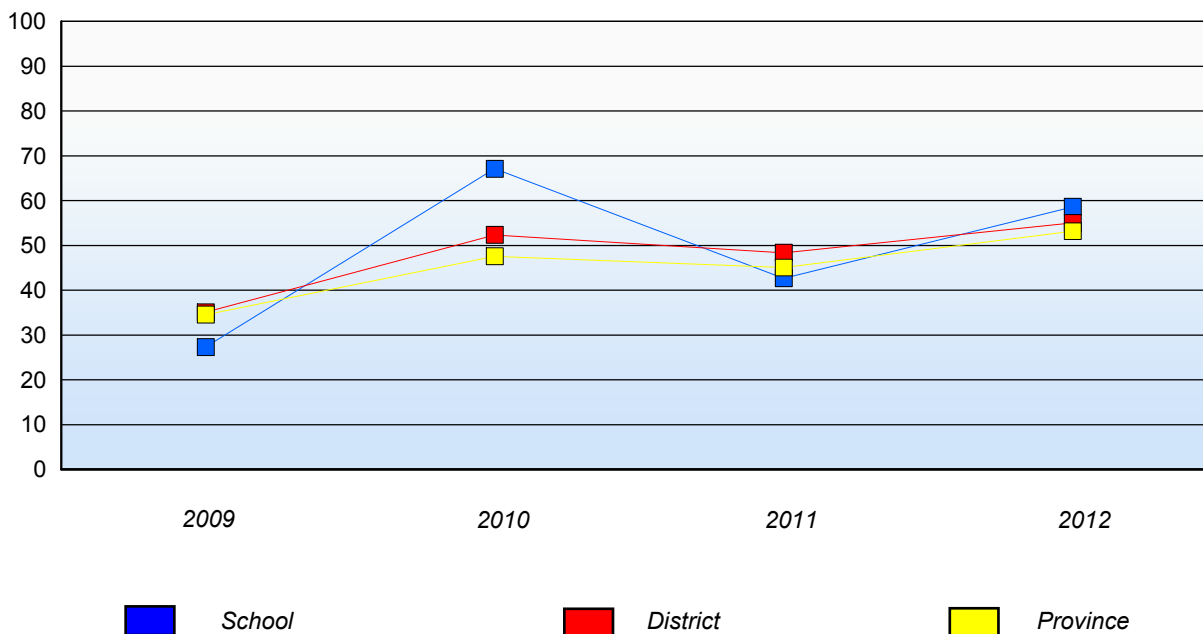
O:\CRT12\MATH_6\WEB\MTH6_4YR_12.RPT

District 2 - Western

School #: 082 Pasadena Elementary School

Number Operations

Percentage of students at level 3 or above (2009 - 2012)



In some cases, CRT numbers may exceed AGR numbers based on late enrolments. Pie chart is based on the number of students who wrote the CRT. Number Operations score is composite of Reasoning, Communication, Connections and Representations, and Problem Solving.

Source: Division of Evaluation and Research, Department of Education

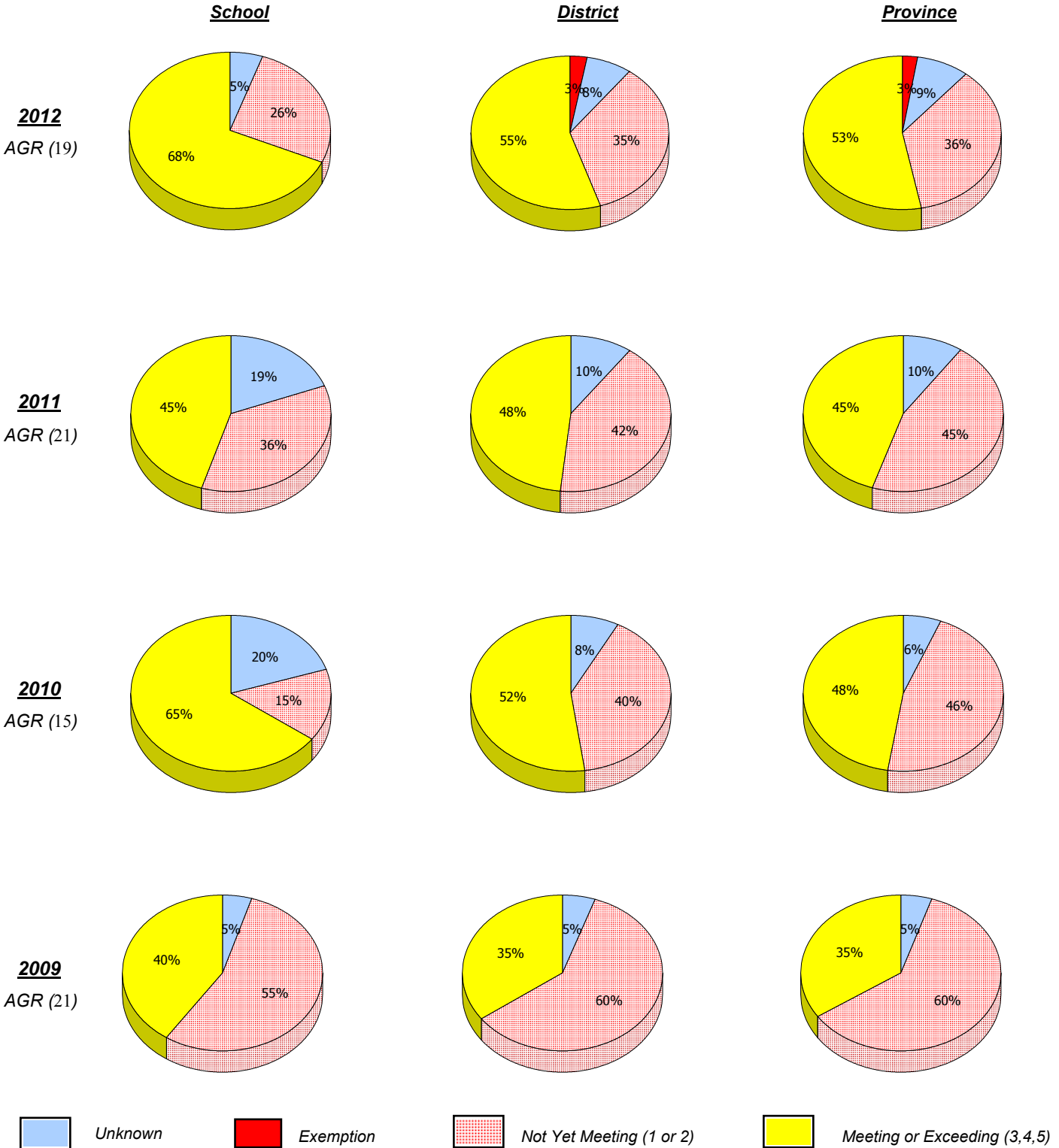
O:\CRT12\MATH_6\WEB\MTH6_4YR_12.RPT

Mushuau Innu Natuashish and Peenamin McKenzie School are excluded from district and provincial results.

District 2 - Western

School #: 086 Gros Morne Academy

Number Operations



In some cases, CRT numbers may exceed AGR numbers based on late enrolments. Pie chart is based on the number of students who wrote the CRT.

Number Operations score is composite of Reasoning, Communication, Connections and Representations, and Problem Solving.

Source: Division of Evaluation and Research, Department of Education

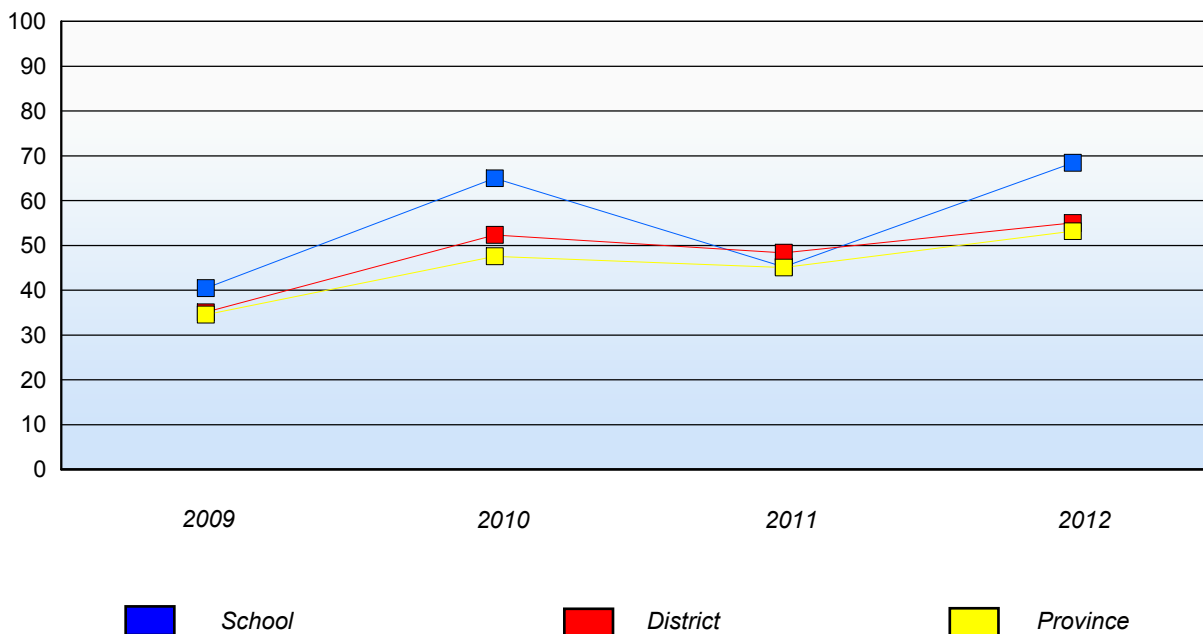
O:\CRT12\MATH_6\WEB\MTH6_4YR_12.RPT

District 2 - Western

School #: 086 Gros Morne Academy

Number Operations

Percentage of students at level 3 or above (2009 - 2012)



In some cases, CRT numbers may exceed AGR numbers based on late enrolments. Pie chart is based on the number of students who wrote the CRT.
 Number Operations score is composite of Reasoning, Communication, Connections and Representations, and Problem Solving.

Source: Division of Evaluation and Research, Department of Education

O:\CRT12\MATH_6\WEB\MTH6_4YR_12.RPT

Mushuau Innu Natuashish and Peenamin McKenzie School are excluded from district and provincial results.

District 2 - Western

School #: 088 Main River Academy

Number Operations

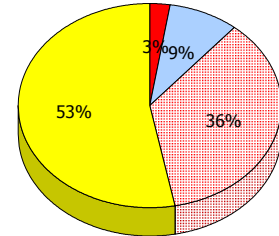
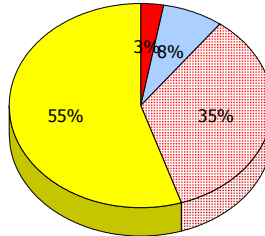
School

District

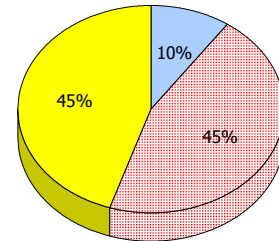
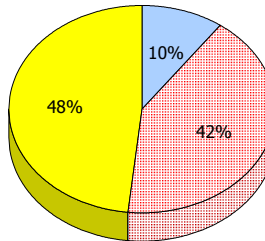
Province

2012
AGR (5)

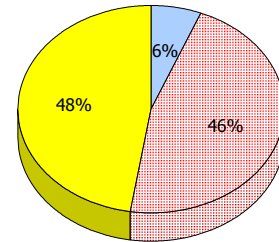
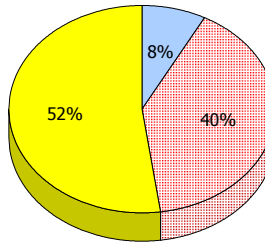
School data with 5 or fewer students withheld for reasons of confidentiality.



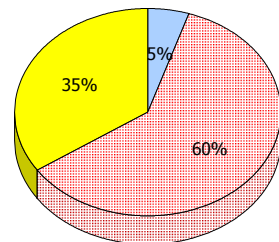
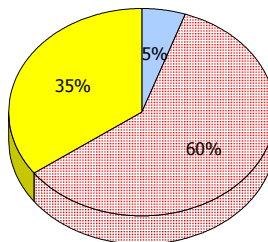
2011
AGR (8)



2010
AGR (13)



2009
AGR (10)



Unknown
 Exemption
 Not Yet Meeting (1 or 2)
 Meeting or Exceeding (3,4,5)

In some cases, CRT numbers may exceed AGR numbers based on late enrolments. Pie chart is based on the number of students who wrote the CRT.

Number Operations score is composite of Reasoning, Communication, Connections and Representations, and Problem Solving.

Source: Division of Evaluation and Research, Department of Education

O:\CRT12\MATH_6\WEB\MTH6_4YR_12.RPT

District 2 - Western

School #: 088 Main River Academy

Number Operations

Percentage of students at level 3 or above (2009 - 2012)

School data with 5 or fewer students withheld for reasons of confidentiality.

 School

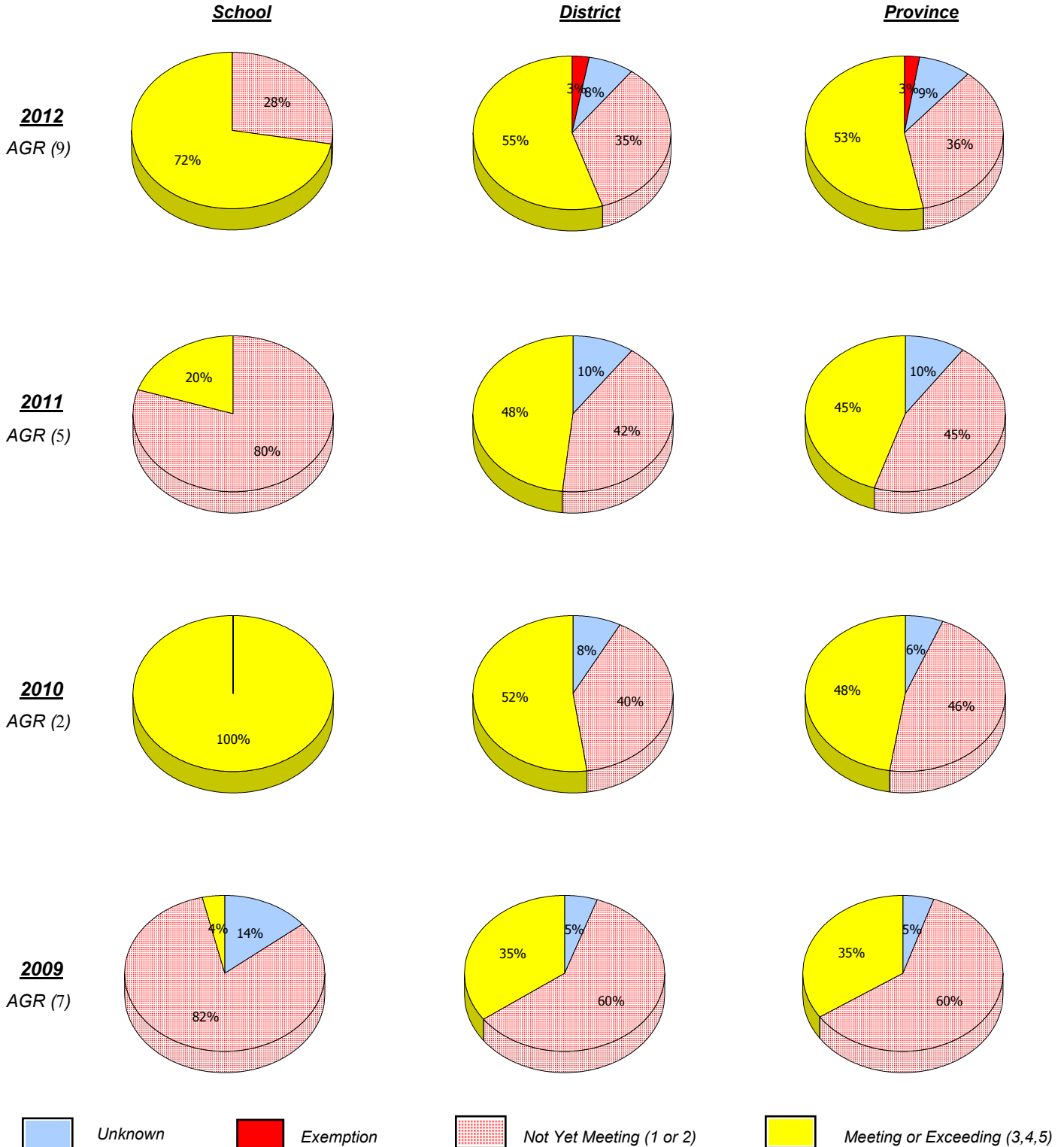
 District

 Province

District 2 - Western

School #: 089 Jakeman All Grade

Number Operations



In some cases, CRT numbers may exceed AGR numbers based on late enrolments. Pie chart is based on the number of students who wrote the CRT.

Number Operations score is composite of Reasoning, Communication, Connections and Representations, and Problem Solving.

Source: Division of Evaluation and Research, Department of Education

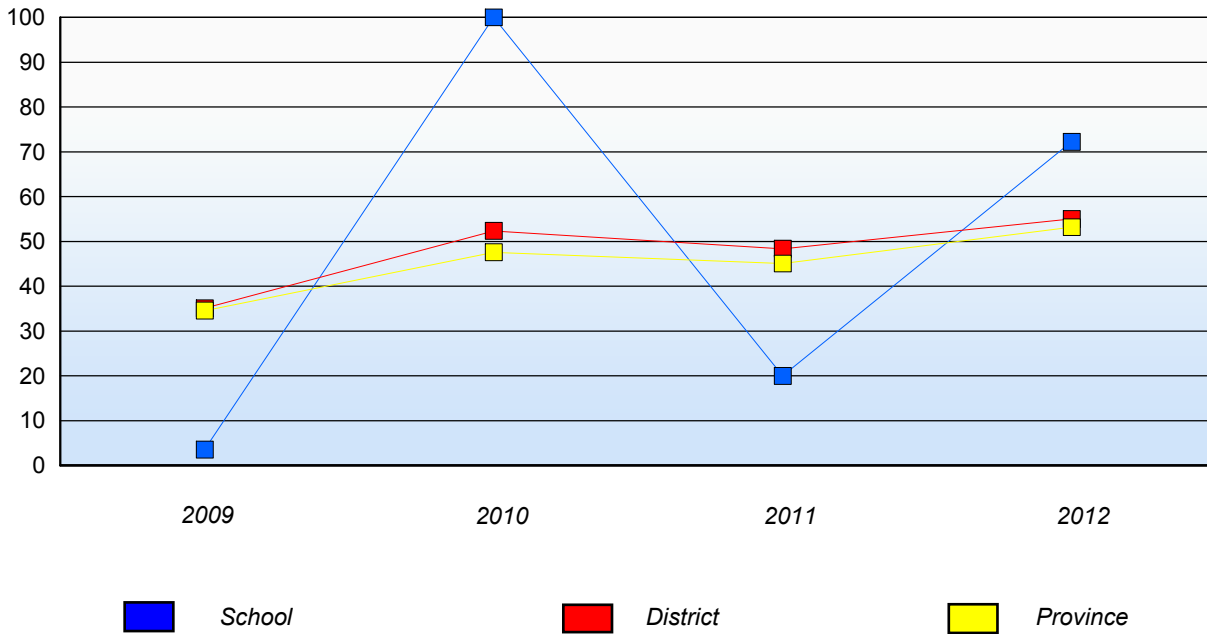
O:\CRT12\MATH_6\WEB\MTH6_4YR_12.RPT

District 2 - Western

School #: 089 Jakeman All Grade

Number Operations

Percentage of students at level 3 or above (2009 - 2012)



In some cases, CRT numbers may exceed AGR numbers based on late enrolments. Pie chart is based on the number of students who wrote the CRT.
Number Operations score is composite of Reasoning, Communication, Connections and Representations, and Problem Solving.

Source: Division of Evaluation and Research, Department of Education

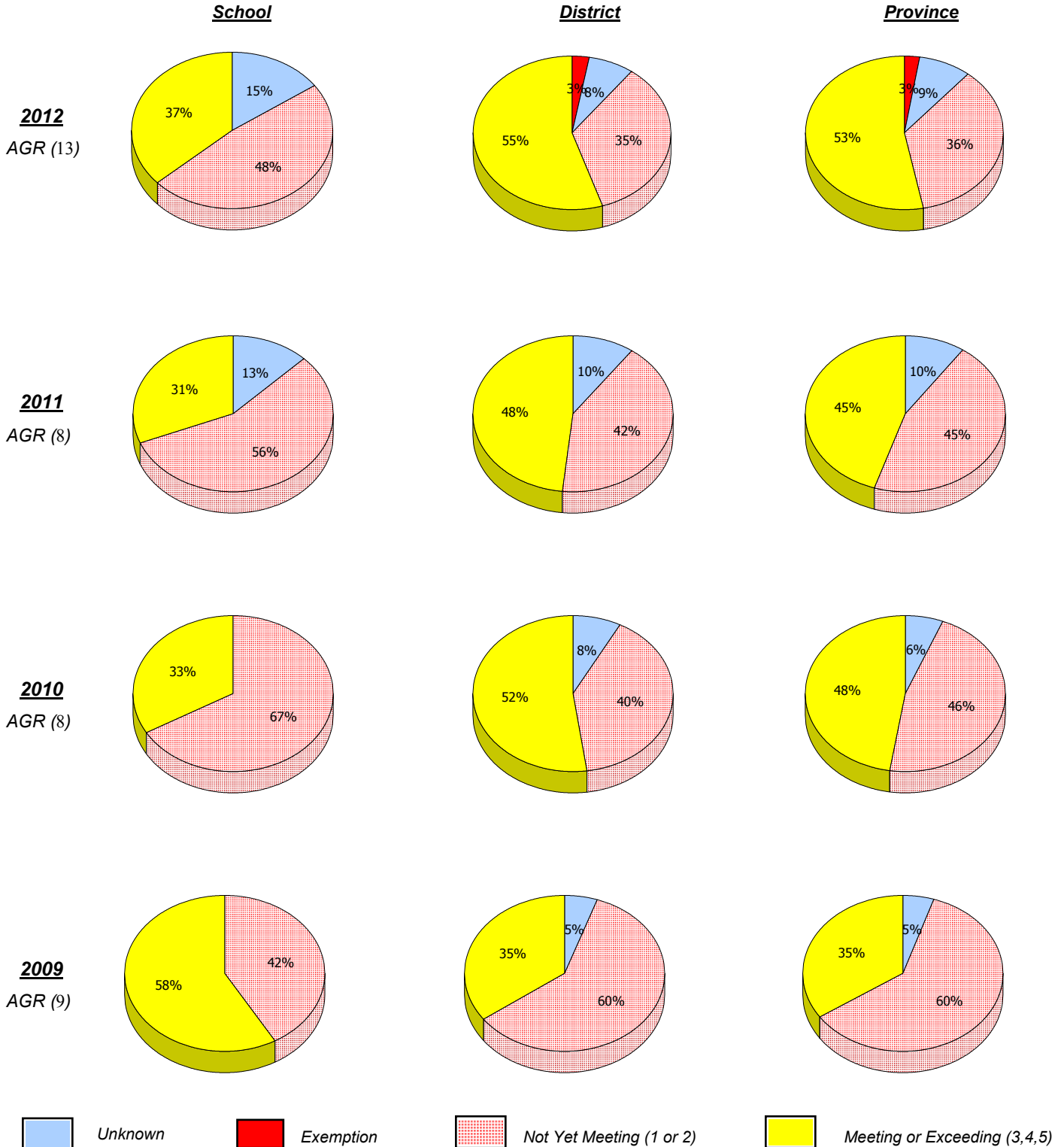
O:\CRT12\MATH_6\WEB\MTH6_4YR_12.RPT

Mushuau Innu Natuashish and Peenamin McKenzie School are excluded from district and provincial results.

District 2 - Western

School #: 091 Burgeo Academy

Number Operations



In some cases, CRT numbers may exceed AGR numbers based on late enrolments. Pie chart is based on the number of students who wrote the CRT.

Number Operations score is composite of Reasoning, Communication, Connections and Representations, and Problem Solving.

Source: Division of Evaluation and Research, Department of Education

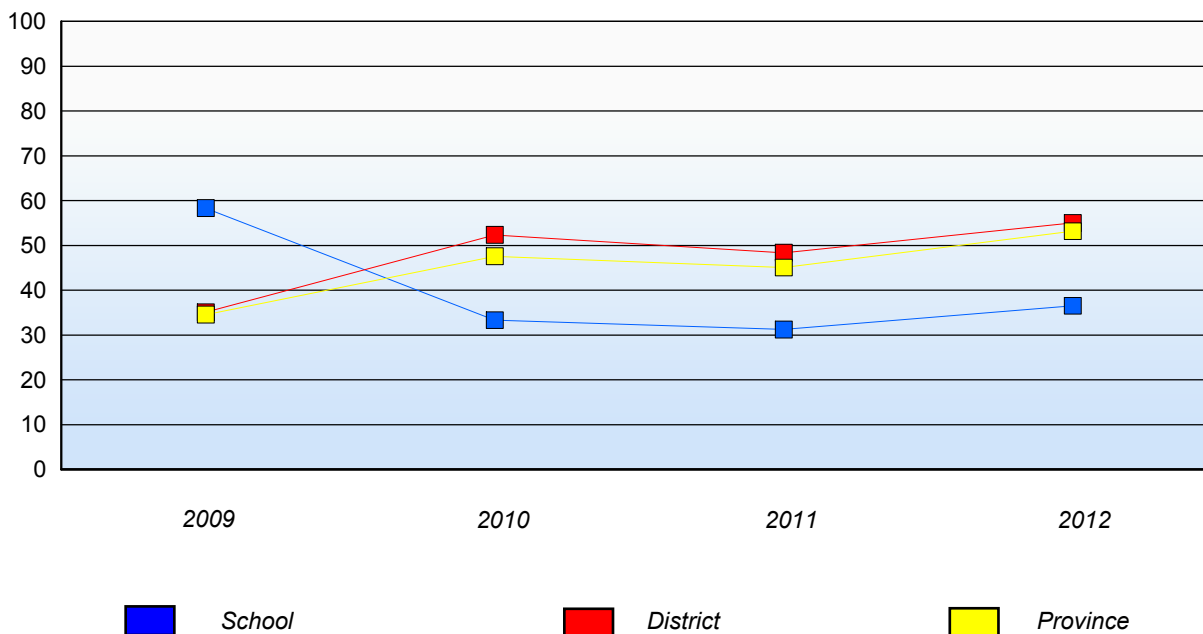
O:\CRT12\MATH_6\WEB\MTH6_4YR_12.RPT

District 2 - Western

School #: 091 Burgeo Academy

Number Operations

Percentage of students at level 3 or above (2009 - 2012)



In some cases, CRT numbers may exceed AGR numbers based on late enrolments. Pie chart is based on the number of students who wrote the CRT. Number Operations score is composite of Reasoning, Communication, Connections and Representations, and Problem Solving.

Source: Division of Evaluation and Research, Department of Education

O:\CRT12\MATH_6\WEB\MTH6_4YR_12.RPT

Mushuau Innu Natuashish and Peenamin McKenzie School are excluded from district and provincial results.

District 2 - Western

School #: 092 Grandy's River Collegiate

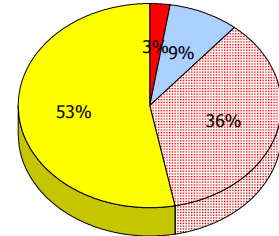
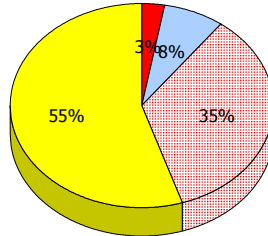
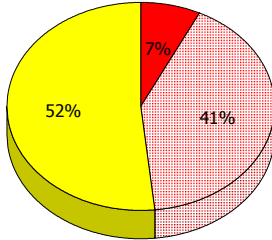
Number Operations

School

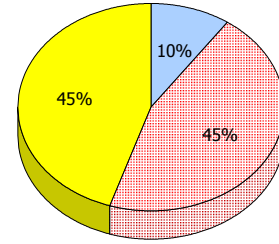
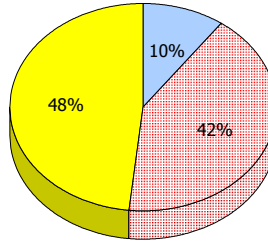
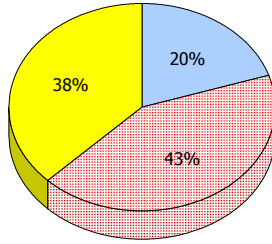
District

Province

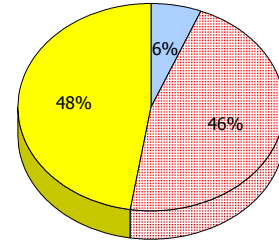
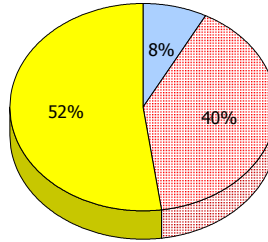
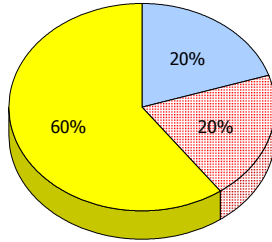
2012
AGR (13)



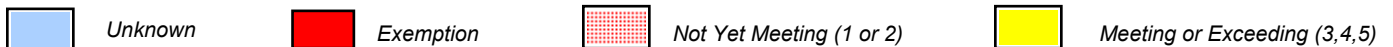
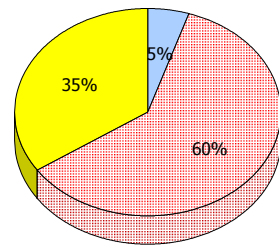
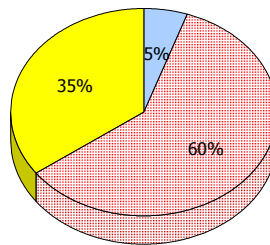
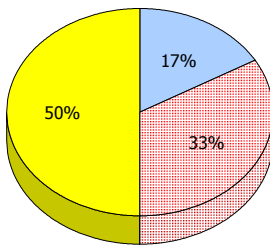
2011
AGR (10)



2010
AGR (10)



2009
AGR (6)



In some cases, CRT numbers may exceed AGR numbers based on late enrolments. Pie chart is based on the number of students who wrote the CRT.

Number Operations score is composite of Reasoning, Communication, Connections and Representations, and Problem Solving.

Source: Division of Evaluation and Research, Department of Education

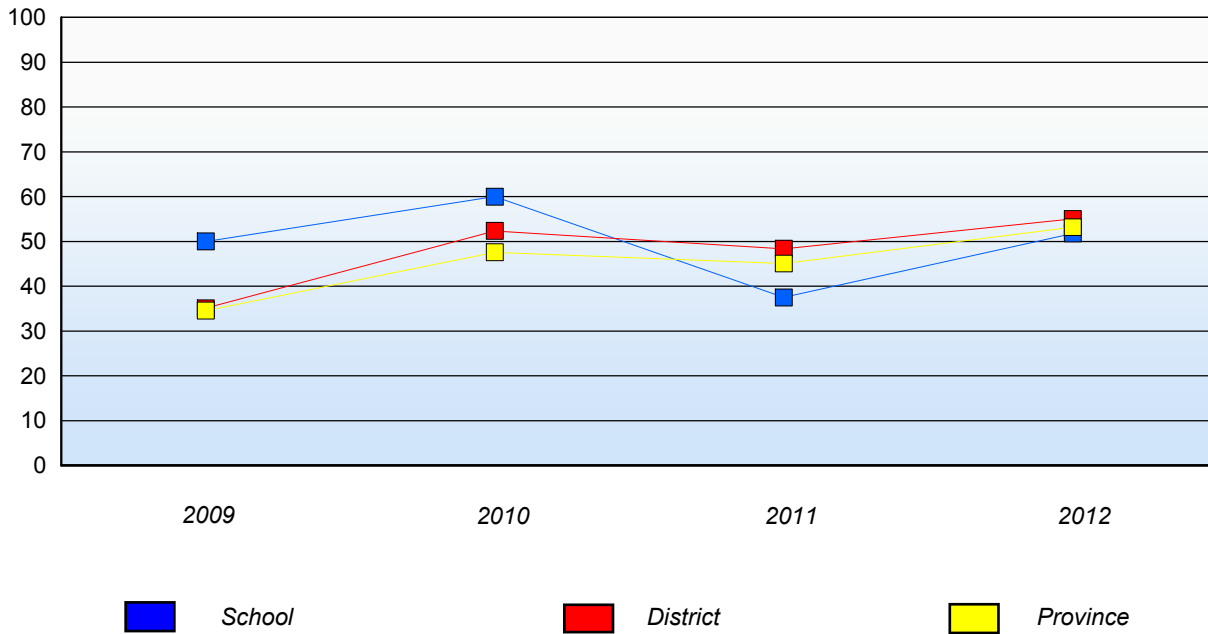
O:\CRT12\MATH_6\WEB\MTH6_4YR_12.RPT

District 2 - Western

School #: 092 Grandy's River Collegiate

Number Operations

Percentage of students at level 3 or above (2009 - 2012)



In some cases, CRT numbers may exceed AGR numbers based on late enrolments. Pie chart is based on the number of students who wrote the CRT.
Number Operations score is composite of Reasoning, Communication, Connections and Representations, and Problem Solving.

Source: Division of Evaluation and Research, Department of Education

O:\CRT12\MATH_6\WEB\MTH6_4YR_12.RPT

10/11/2012

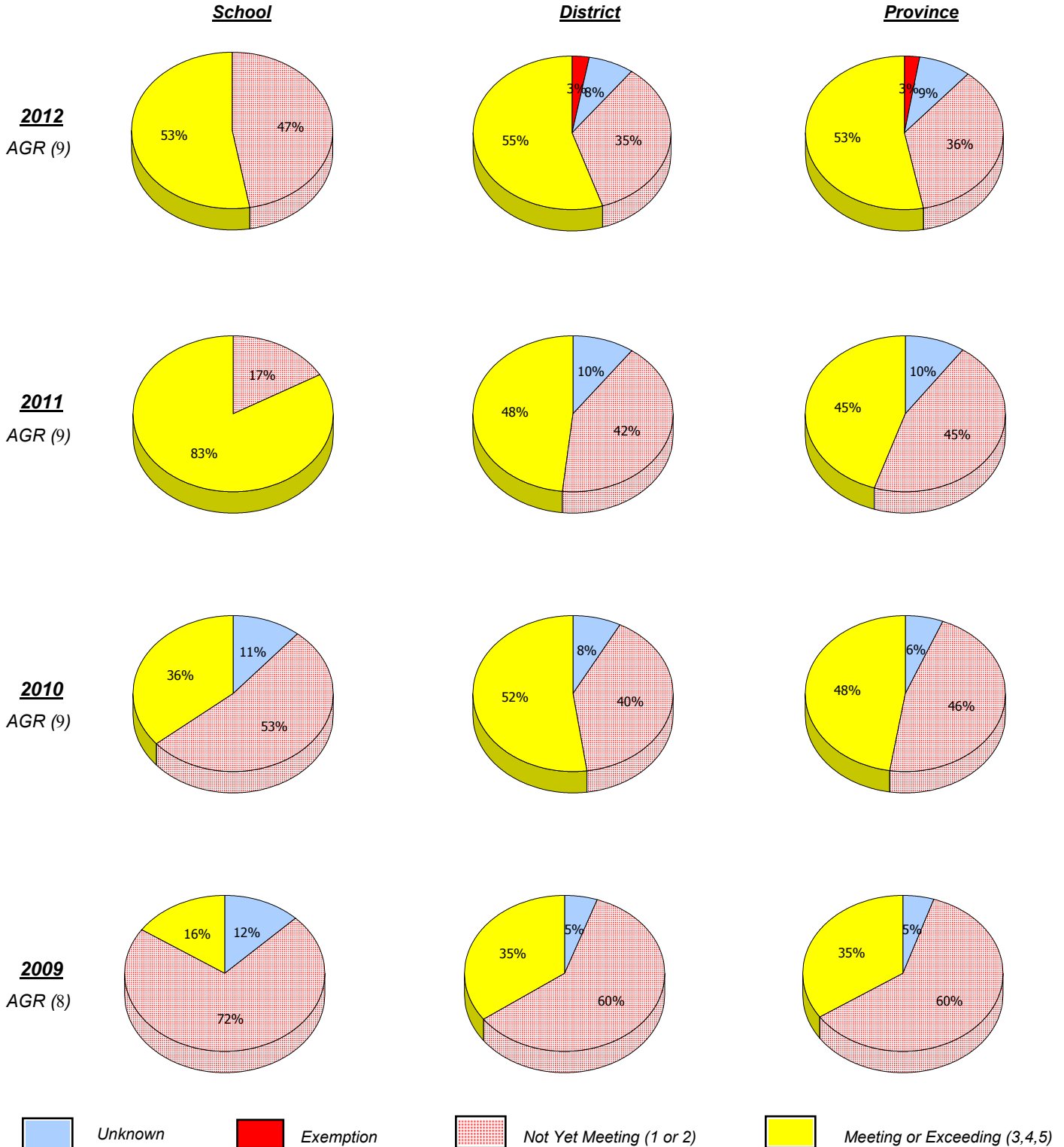
70

Mushuau Innu Natuashish and Peenamin McKenzie School are excluded from district and provincial results.

District 2 - Western

School #: 096 Our Lady of the Cape School

Number Operations



In some cases, CRT numbers may exceed AGR numbers based on late enrolments. Pie chart is based on the number of students who wrote the CRT.

Number Operations score is composite of Reasoning, Communication, Connections and Representations, and Problem Solving.

Source: Division of Evaluation and Research, Department of Education

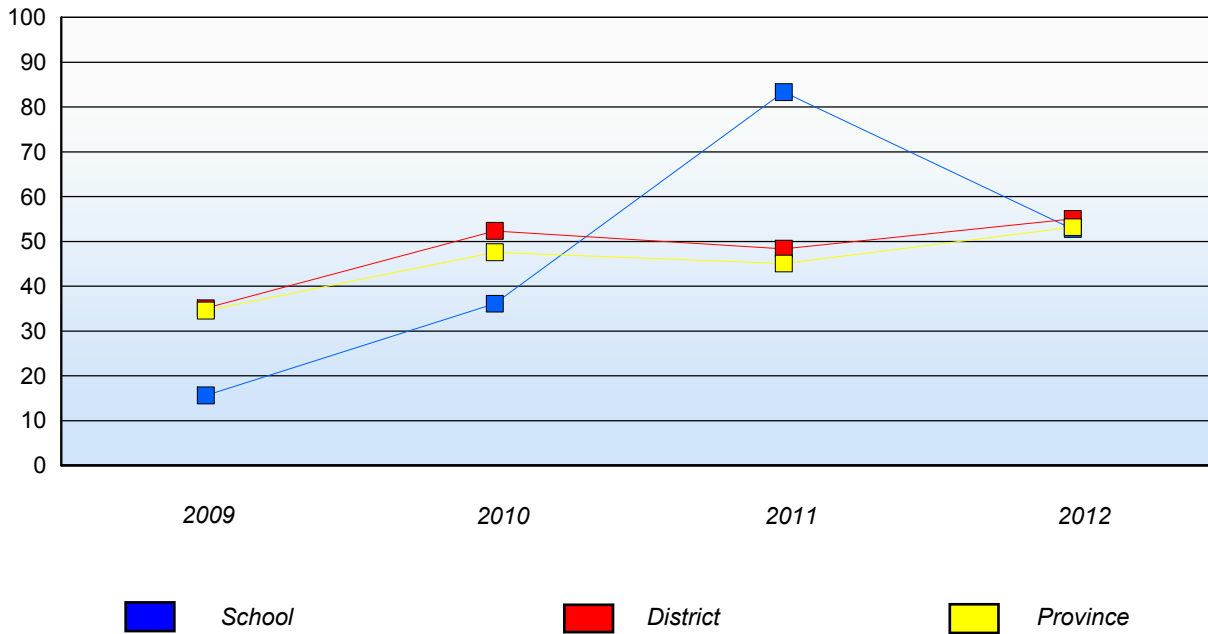
O:\CRT12\MATH_6\WEB\MTH6_4YR_12.RPT

District 2 - Western

School #: 096 Our Lady of the Cape School

Number Operations

Percentage of students at level 3 or above (2009 - 2012)



In some cases, CRT numbers may exceed AGR numbers based on late enrolments. Pie chart is based on the number of students who wrote the CRT.
Number Operations score is composite of Reasoning, Communication, Connections and Representations, and Problem Solving.

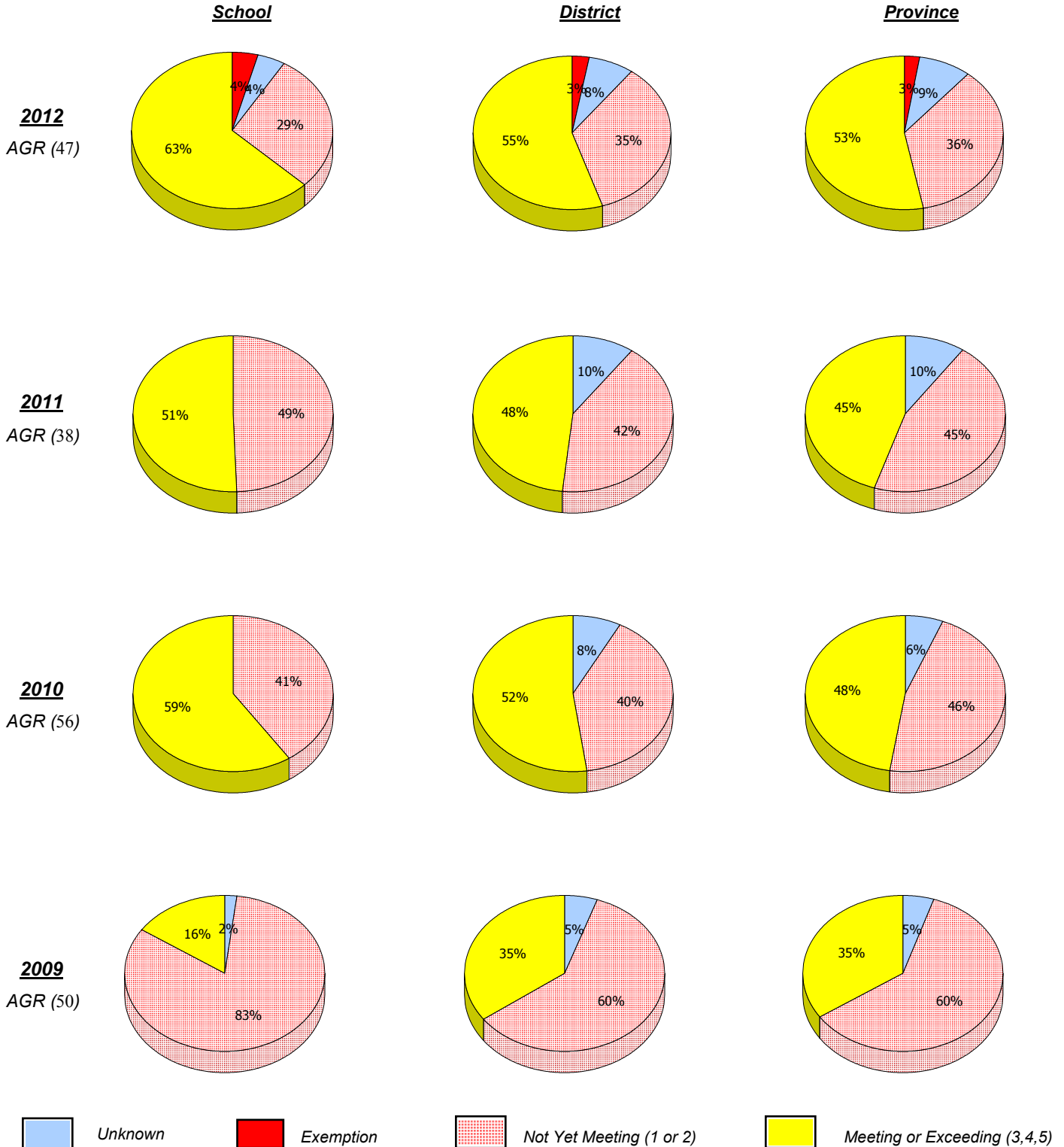
Source: Division of Evaluation and Research, Department of Education

O:\CRT12\MATH_6\WEB\MTH6_4YR_12.RPT

District 2 - Western

School #: 097 St. James' Elementary

Number Operations



In some cases, CRT numbers may exceed AGR numbers based on late enrolments. Pie chart is based on the number of students who wrote the CRT.

Number Operations score is composite of Reasoning, Communication, Connections and Representations, and Problem Solving.

Source: Division of Evaluation and Research, Department of Education

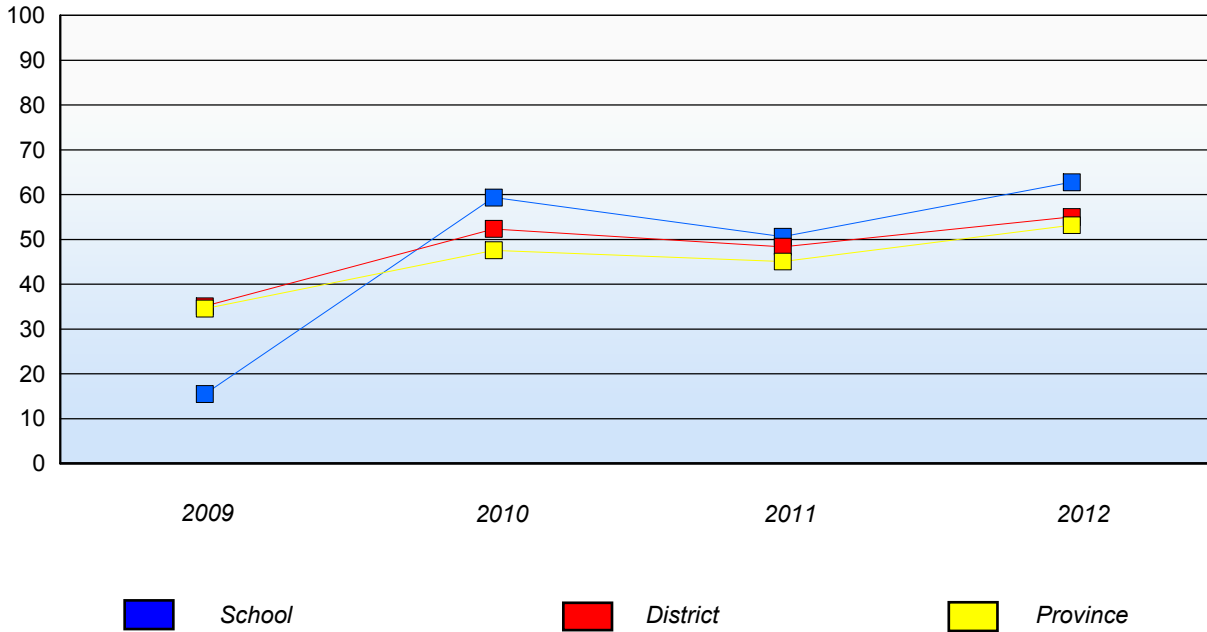
O:\CRT12\MATH_6\WEB\MTH6_4YR_12.RPT

District 2 - Western

School #: 097 St. James' Elementary

Number Operations

Percentage of students at level 3 or above (2009 - 2012)



In some cases, CRT numbers may exceed AGR numbers based on late enrolments. Pie chart is based on the number of students who wrote the CRT. Number Operations score is composite of Reasoning, Communication, Connections and Representations, and Problem Solving.

Source: Division of Evaluation and Research, Department of Education

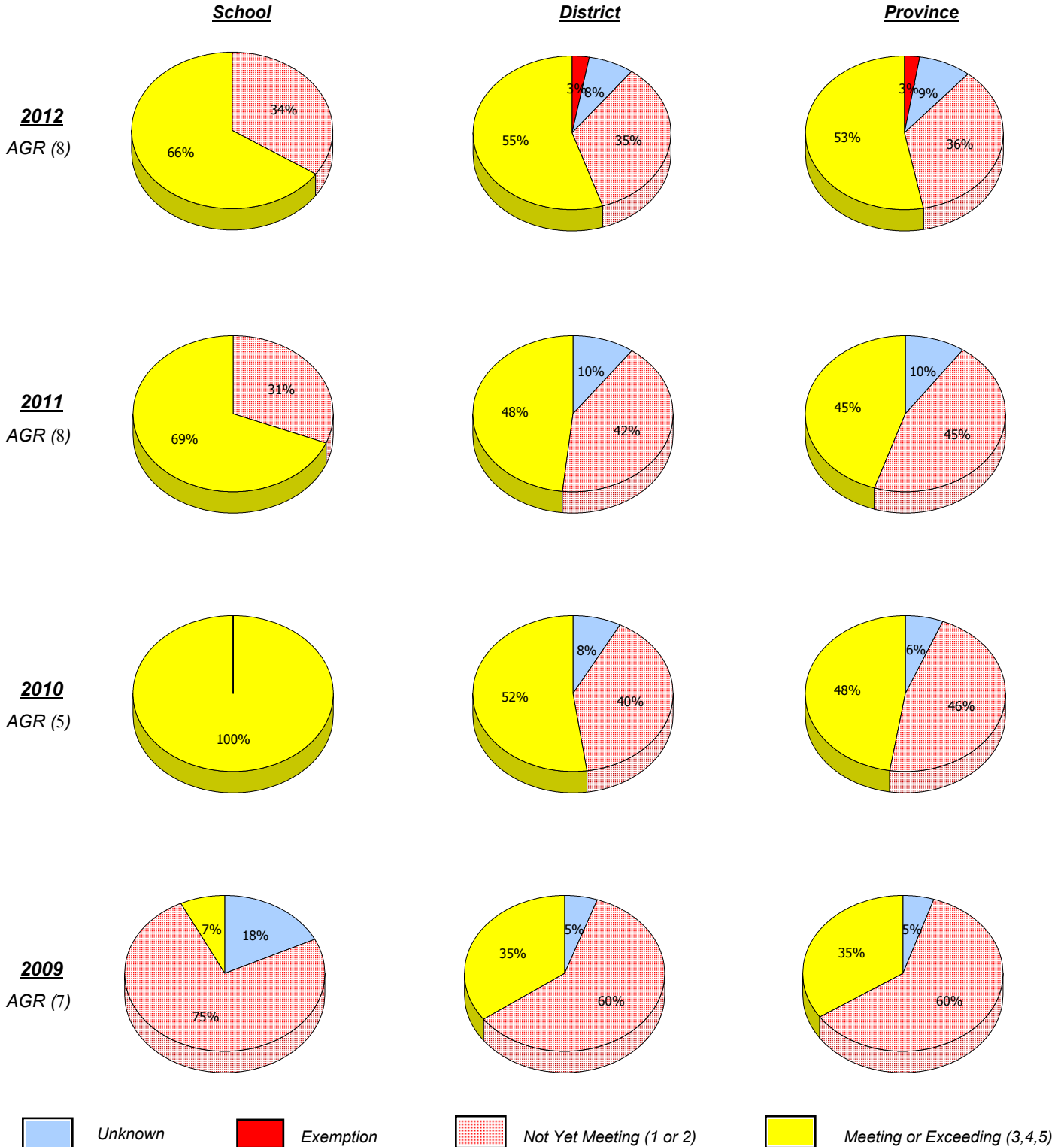
O:\CRT12\MATH_6\WEB\MTH6_4YR_12.RPT

Mushuau Innu Natuashish and Peenamin McKenzie School are excluded from district and provincial results.

District 2 - Western

School #: 103 LeGallais Memorial

Number Operations



In some cases, CRT numbers may exceed AGR numbers based on late enrolments. Pie chart is based on the number of students who wrote the CRT.

Number Operations score is composite of Reasoning, Communication, Connections and Representations, and Problem Solving.

Source: Division of Evaluation and Research, Department of Education

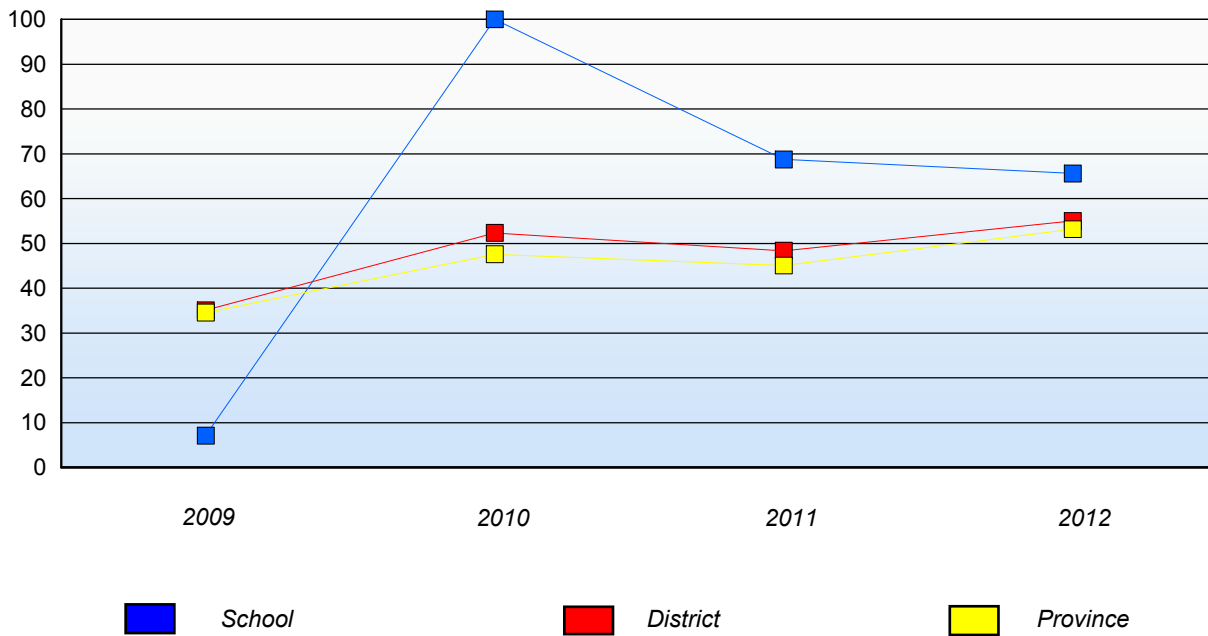
O:\CRT12\MATH_6\WEB\MTH6_4YR_12.RPT

District 2 - Western

School #: 103 LeGallais Memorial

Number Operations

Percentage of students at level 3 or above (2009 - 2012)



In some cases, CRT numbers may exceed AGR numbers based on late enrolments. Pie chart is based on the number of students who wrote the CRT.
Number Operations score is composite of Reasoning, Communication, Connections and Representations, and Problem Solving.

Source: Division of Evaluation and Research, Department of Education

O:\CRT12\MATH_6\WEB\MTH6_4YR_12.RPT

10/11/2012

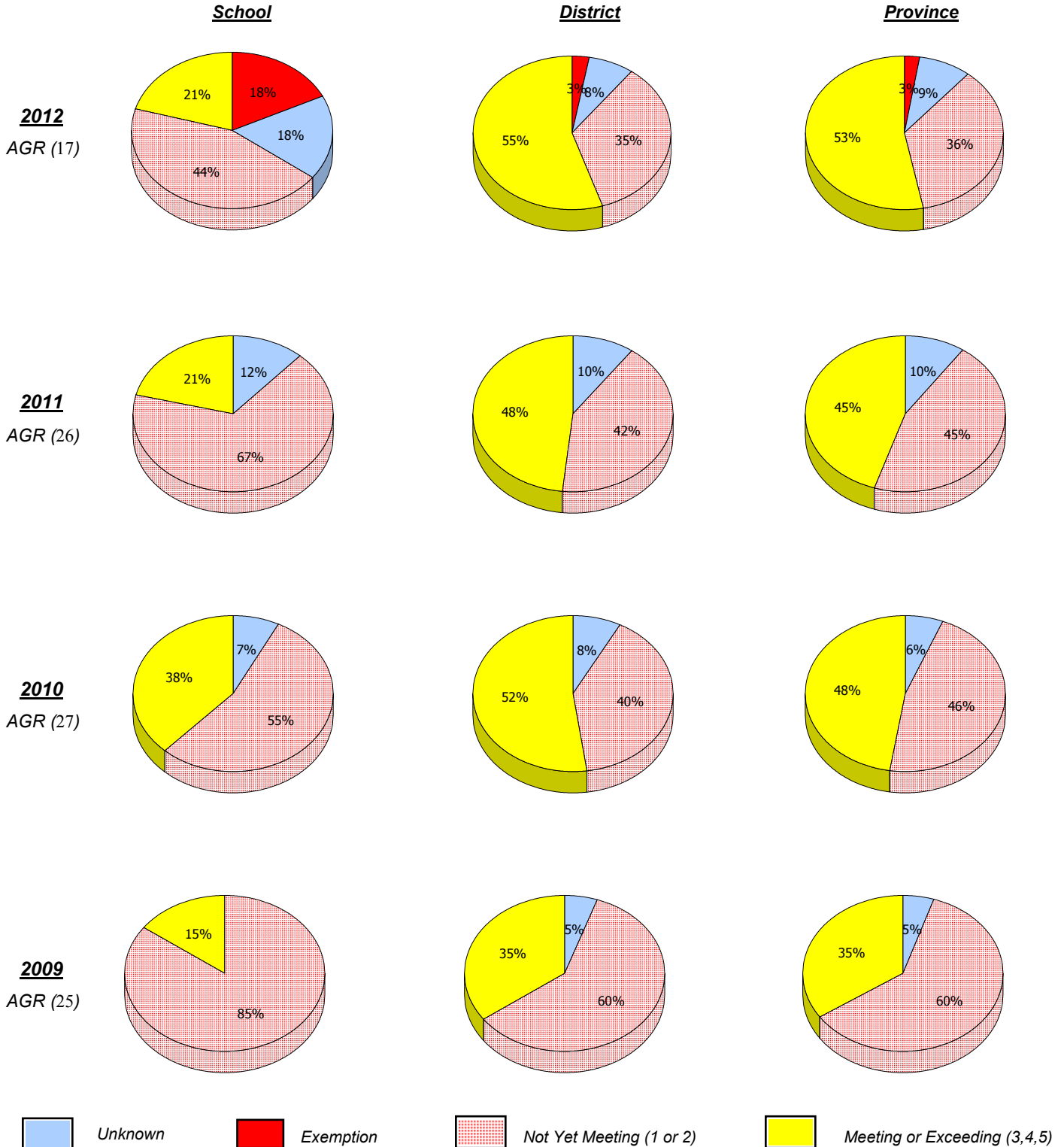
76

Mushuau Innu Natuashish and Peenamin McKenzie School are excluded from district and provincial results.

District 2 - Western

School #: 106 Lourdes Elementary

Number Operations



In some cases, CRT numbers may exceed AGR numbers based on late enrolments. Pie chart is based on the number of students who wrote the CRT.

Number Operations score is composite of Reasoning, Communication, Connections and Representations, and Problem Solving.

Source: Division of Evaluation and Research, Department of Education

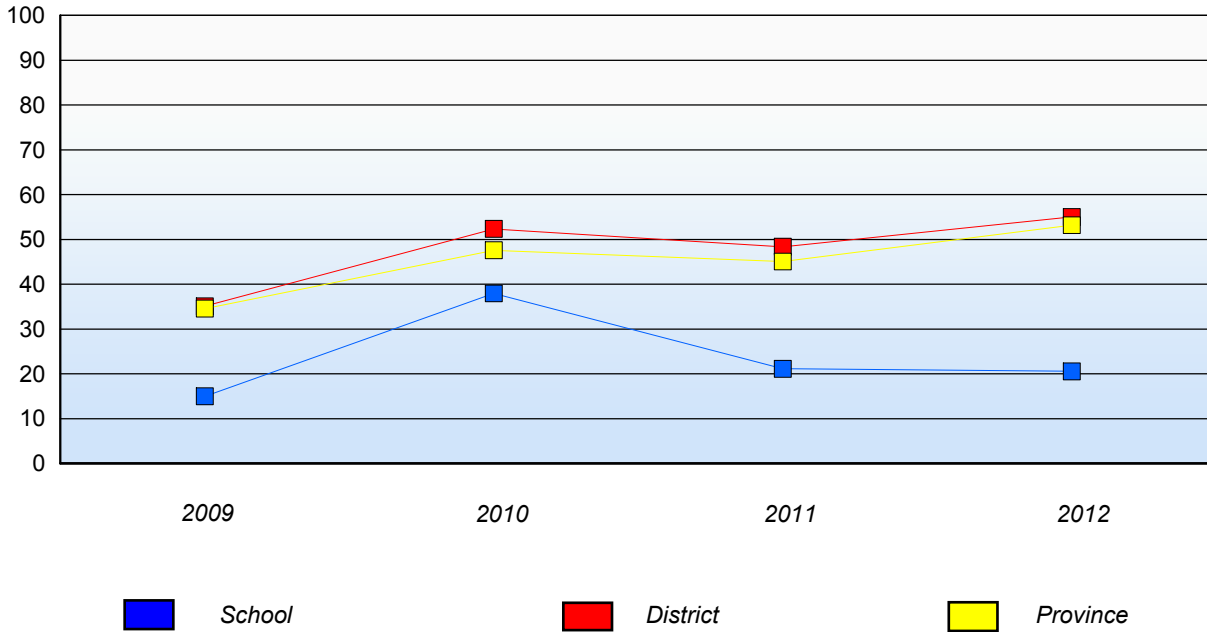
O:\CRT12\MATH_6\WEB\MTH6_4YR_12.RPT

District 2 - Western

School #: 106 Lourdes Elementary

Number Operations

Percentage of students at level 3 or above (2009 - 2012)



In some cases, CRT numbers may exceed AGR numbers based on late enrolments. Pie chart is based on the number of students who wrote the CRT.
 Number Operations score is composite of Reasoning, Communication, Connections and Representations, and Problem Solving.

Source: Division of Evaluation and Research, Department of Education

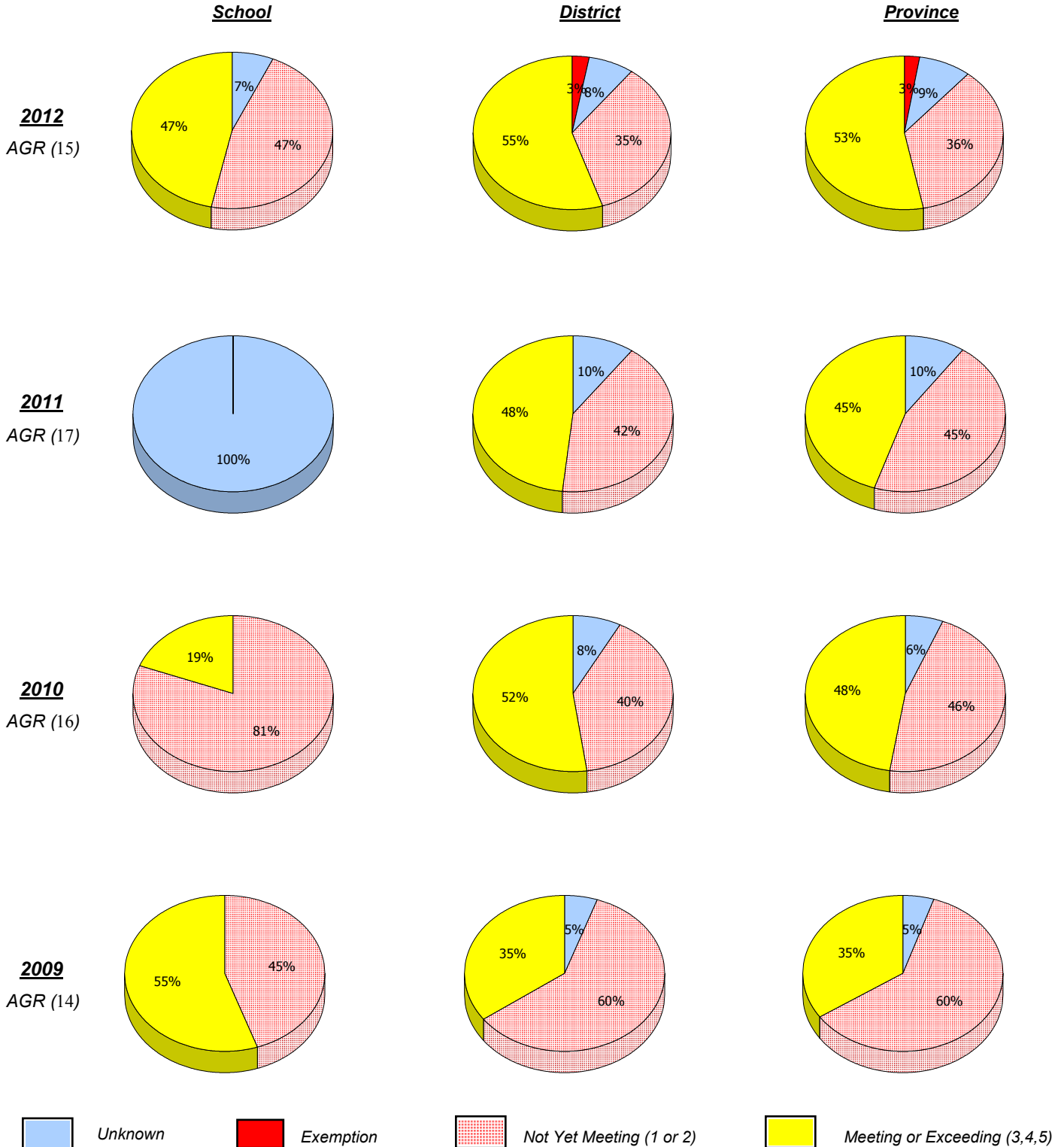
O:\CRT12\MATH_6\WEB\MTH6_4YR_12.RPT

Mushuau Innu Natuashish and Peenamin McKenzie School are excluded from district and provincial results.

District 2 - Western

School #: 111 St. Thomas Aquinas

Number Operations



In some cases, CRT numbers may exceed AGR numbers based on late enrolments. Pie chart is based on the number of students who wrote the CRT.

Number Operations score is composite of Reasoning, Communication, Connections and Representations, and Problem Solving.

Source: Division of Evaluation and Research, Department of Education

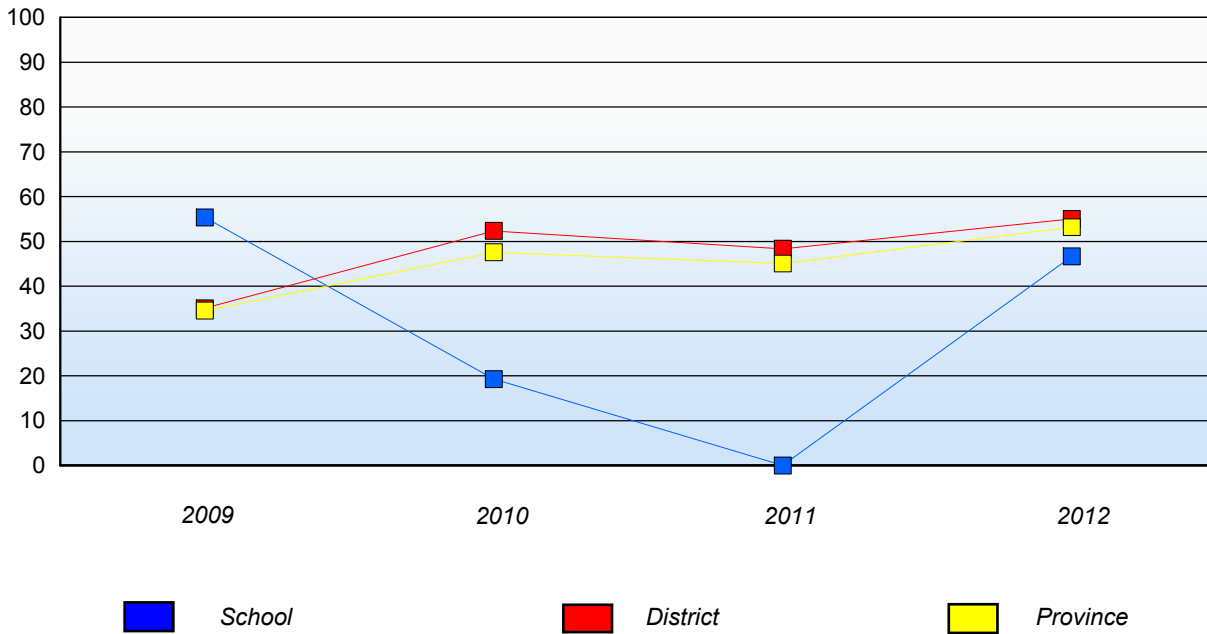
O:\CRT12\MATH_6\WEB\MTH6_4YR_12.RPT

District 2 - Western

School #: 111 St. Thomas Aquinas

Number Operations

Percentage of students at level 3 or above (2009 - 2012)



In some cases, CRT numbers may exceed AGR numbers based on late enrolments. Pie chart is based on the number of students who wrote the CRT. Number Operations score is composite of Reasoning, Communication, Connections and Representations, and Problem Solving.

Source: Division of Evaluation and Research, Department of Education

O:\CRT12\MATH_6\WEB\MTH6_4YR_12.RPT

Mushuau Innu Natuashish and Peenamin McKenzie School are excluded from district and provincial results.

District 2 - Western

School #: 113 St. Boniface All Grade

Number Operations

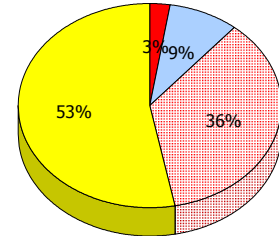
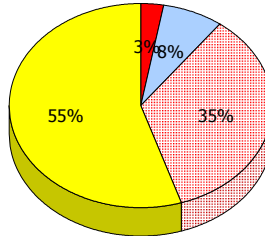
School

District

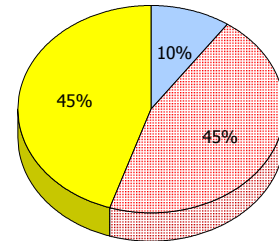
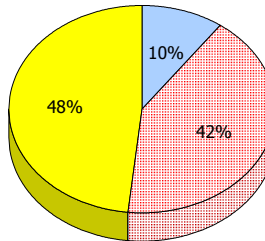
Province

2012
AGR (5)

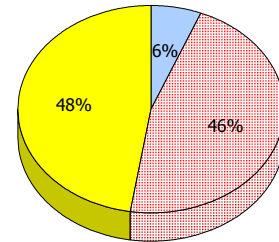
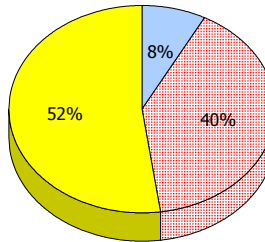
School data with 5 or fewer
students withheld for
reasons of confidentiality.



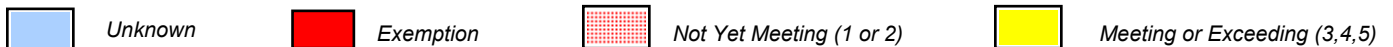
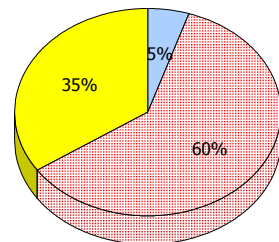
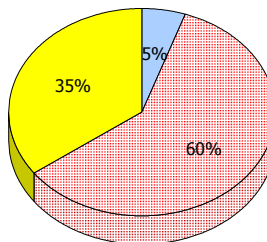
2011
AGR (7)



2010
AGR (5)



2009
AGR (3)



In some cases, CRT numbers may exceed AGR numbers based on late enrolments. Pie chart is based on the number of students who wrote the CRT.

Number Operations score is composite of Reasoning, Communication, Connections and Representations, and Problem Solving.

Source: Division of Evaluation and Research, Department of Education

O:\CRT12\MATH_6\WEB\MTH6_4YR_12.RPT


District 2 - Western

School #: 113 St. Boniface All Grade

Number Operations

Percentage of students at level 3 or above (2009 - 2012)

School data with 5 or fewer students withheld for reasons of confidentiality.

 School

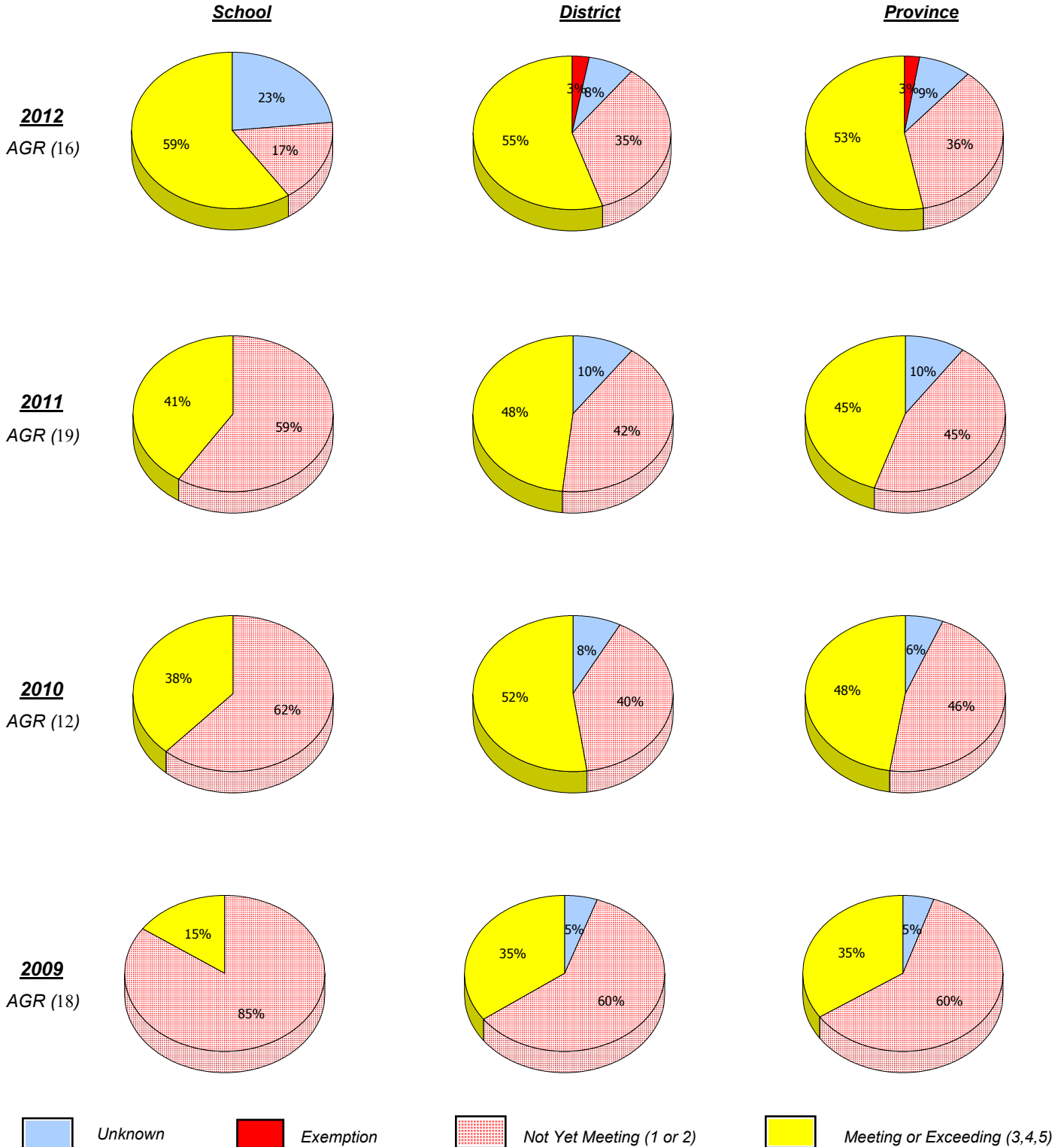
 District

 Province

District 2 - Western

School #: 115 Our Lady of Mercy Elementary

Number Operations



In some cases, CRT numbers may exceed AGR numbers based on late enrolments. Pie chart is based on the number of students who wrote the CRT.

Number Operations score is composite of Reasoning, Communication, Connections and Representations, and Problem Solving.

Source: Division of Evaluation and Research, Department of Education

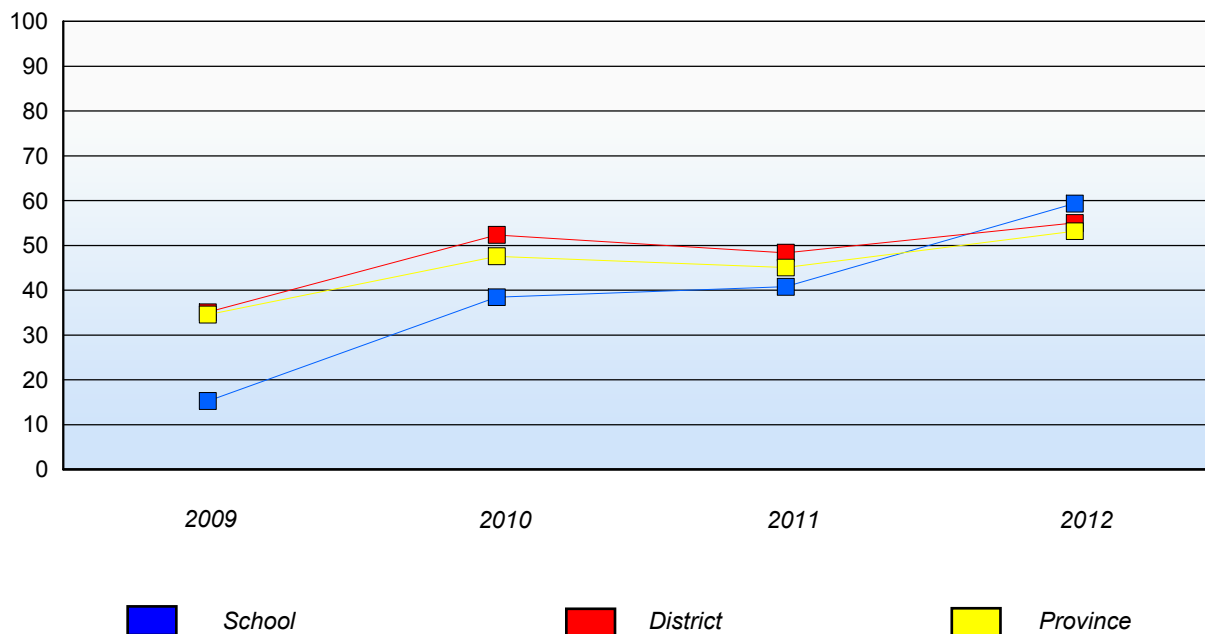
O:\CRT12\MATH_6\WEB\MTH6_4YR_12.RPT

District 2 - Western

School #: 115 Our Lady of Mercy Elementary

Number Operations

Percentage of students at level 3 or above (2009 - 2012)



In some cases, CRT numbers may exceed AGR numbers based on late enrolments. Pie chart is based on the number of students who wrote the CRT.
 Number Operations score is composite of Reasoning, Communication, Connections and Representations, and Problem Solving.

Source: Division of Evaluation and Research, Department of Education

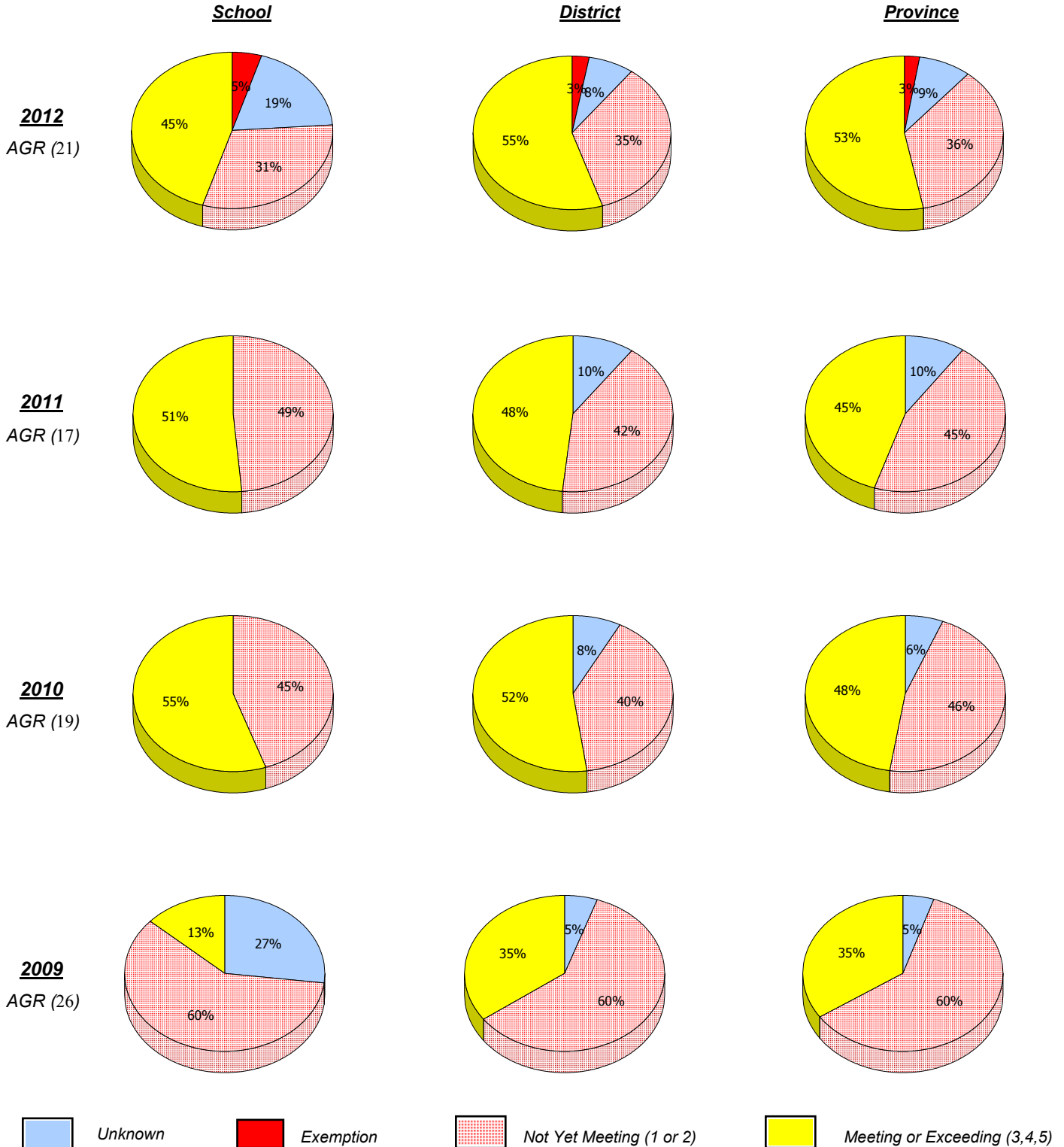
O:\CRT12\MATH_6\WEB\MTH6_4YR_12.RPT

Mushuau Innu Natuashish and Peenamin McKenzie School are excluded from district and provincial results.

District 2 - Western

School #: 123 St. Michael's Elementary

Number Operations



In some cases, CRT numbers may exceed AGR numbers based on late enrolments. Pie chart is based on the number of students who wrote the CRT.

Number Operations score is composite of Reasoning, Communication, Connections and Representations, and Problem Solving.

Source: Division of Evaluation and Research, Department of Education

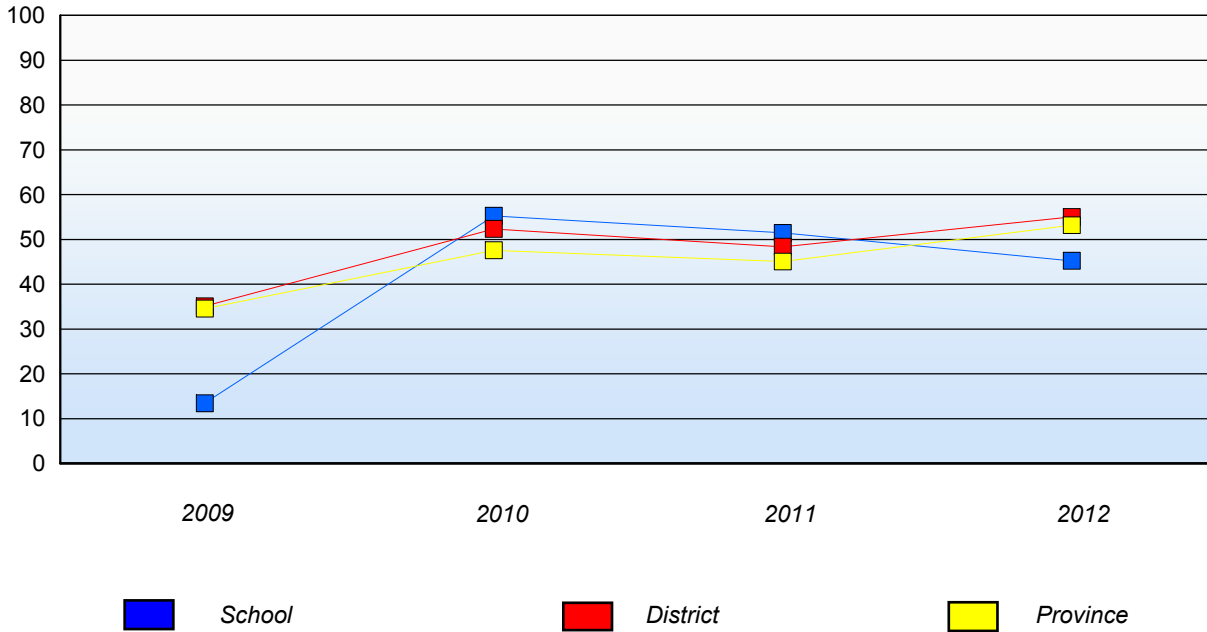
O:\CRT12\MATH_6\WEB\MTH6_4YR_12.RPT

District 2 - Western

School #: 123 St. Michael's Elementary

Number Operations

Percentage of students at level 3 or above (2009 - 2012)



In some cases, CRT numbers may exceed AGR numbers based on late enrolments. Pie chart is based on the number of students who wrote the CRT. Number Operations score is composite of Reasoning, Communication, Connections and Representations, and Problem Solving.

Source: Division of Evaluation and Research, Department of Education

O:\CRT12\MATH_6\WEB\MTH6_4YR_12.RPT

Mushuau Innu Natuashish and Peenamin McKenzie School are excluded from district and provincial results.

District 2 - Western

School #: 137 St. Simon and St. Jude Academy

Number Operations

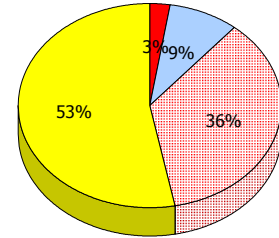
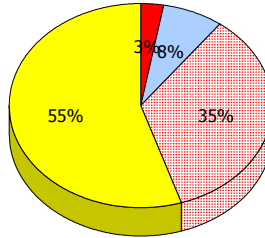
School

District

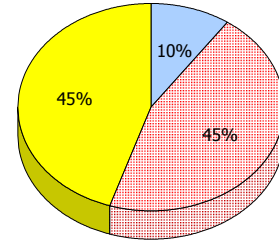
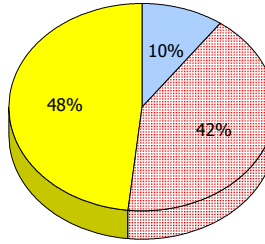
Province

2012
AGR (3)

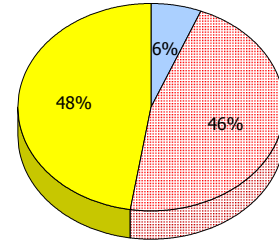
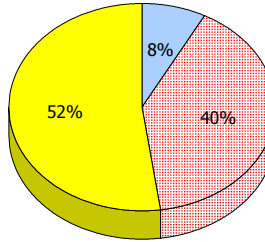
School data with 5 or fewer students withheld for reasons of confidentiality.



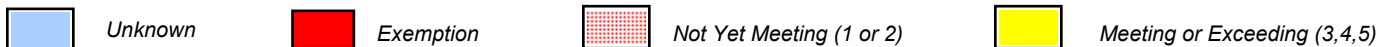
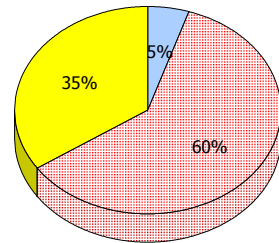
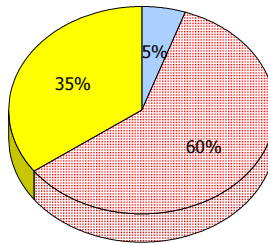
2011
AGR (1)



2010
AGR (1)



2009
AGR (1)



In some cases, CRT numbers may exceed AGR numbers based on late enrolments. Pie chart is based on the number of students who wrote the CRT.

Number Operations score is composite of Reasoning, Communication, Connections and Representations, and Problem Solving.

Source: Division of Evaluation and Research, Department of Education

O:\CRT12\MATH_6\WEB\MTH6_4YR_12.RPT

District 2 - Western

School #: 137 St. Simon and St. Jude Academy

Number Operations

Percentage of students at level 3 or above (2009 - 2012)

School data with 5 or fewer students withheld for reasons of confidentiality.

 School

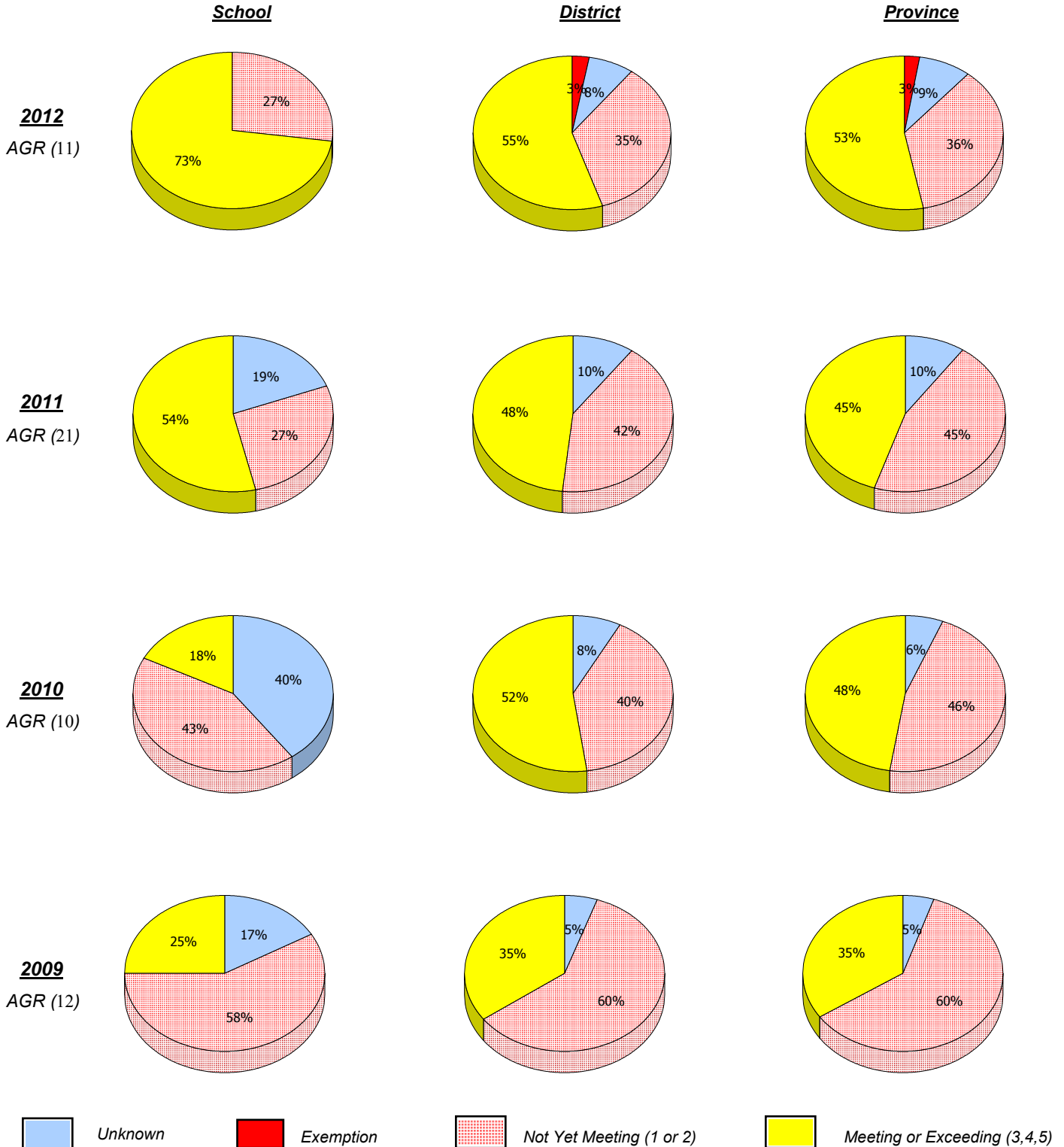
 District

 Province

District 2 - Western

School #: 388 Long Range Academy

Number Operations



In some cases, CRT numbers may exceed AGR numbers based on late enrolments. Pie chart is based on the number of students who wrote the CRT.

Number Operations score is composite of Reasoning, Communication, Connections and Representations, and Problem Solving.

Source: Division of Evaluation and Research, Department of Education

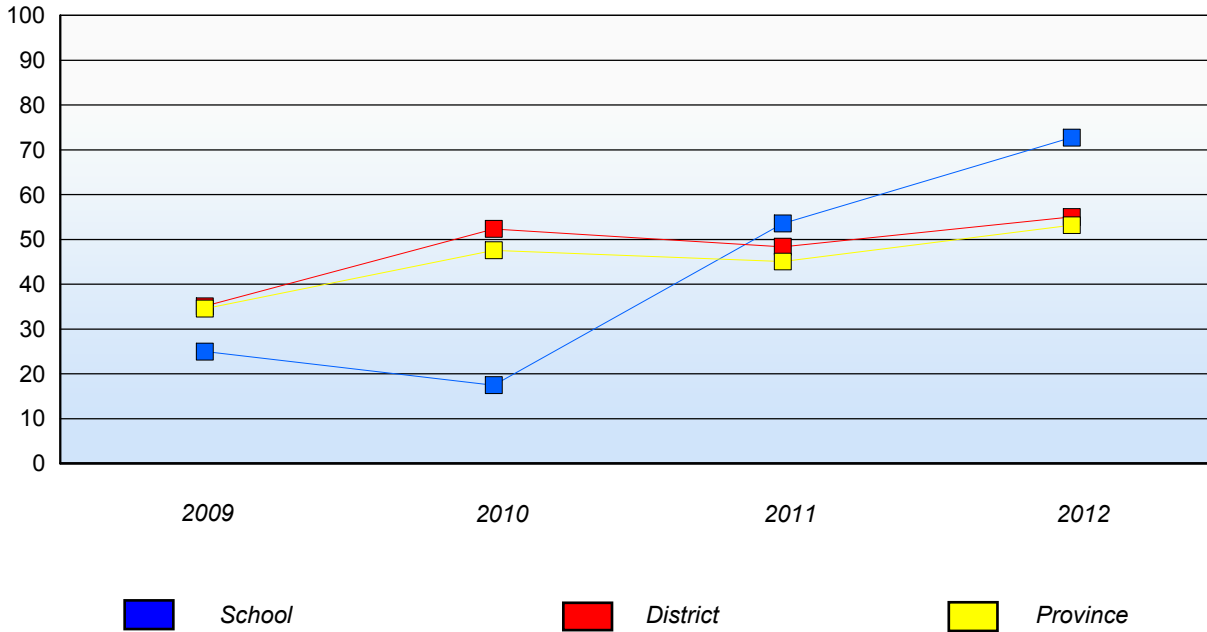
O:\CRT12\MATH_6\WEB\MTH6_4YR_12.RPT

District 2 - Western

School #: 388 Long Range Academy

Number Operations

Percentage of students at level 3 or above (2009 - 2012)



In some cases, CRT numbers may exceed AGR numbers based on late enrolments. Pie chart is based on the number of students who wrote the CRT.
 Number Operations score is composite of Reasoning, Communication, Connections and Representations, and Problem Solving.

Source: Division of Evaluation and Research, Department of Education

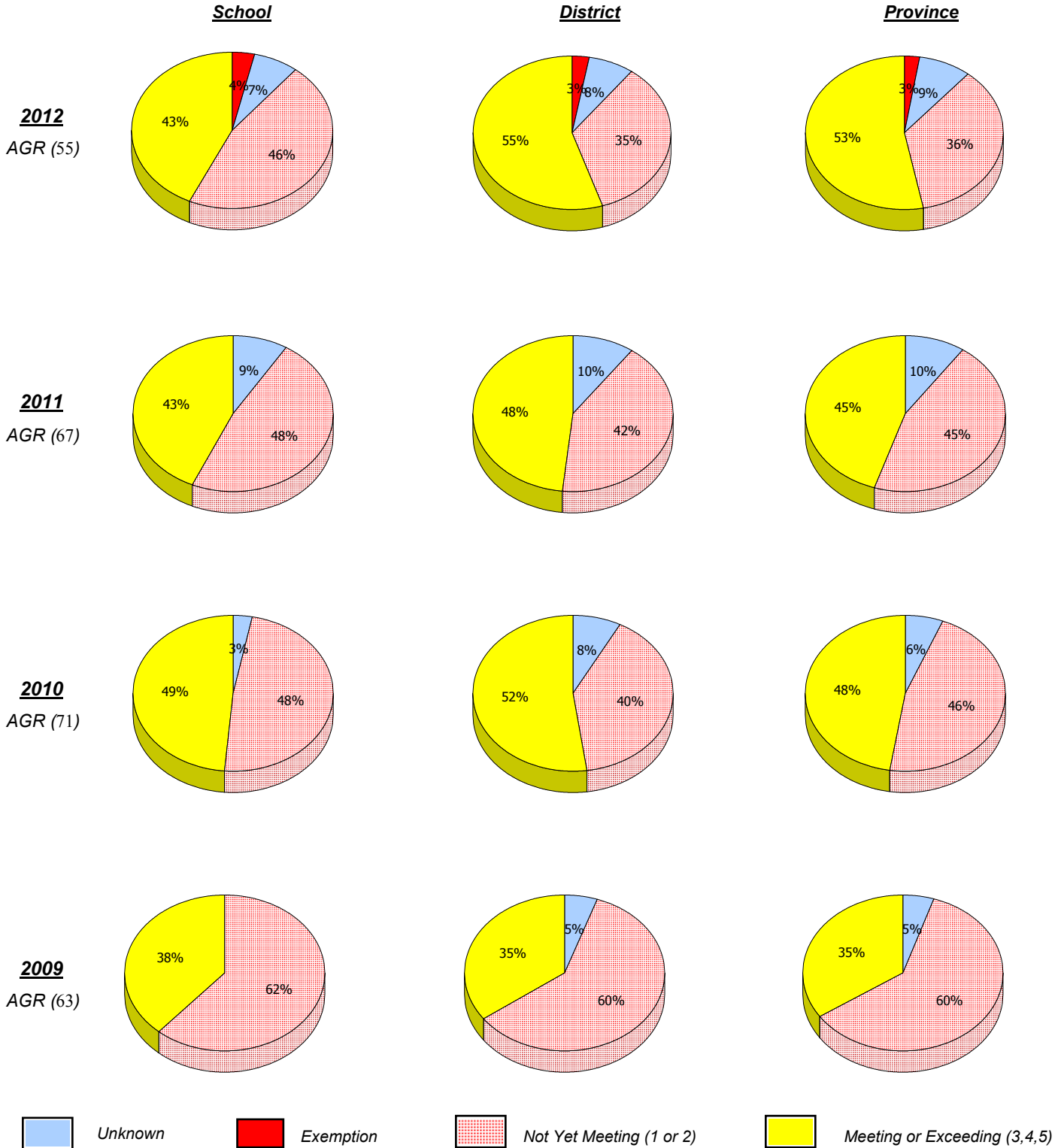
O:\CRT12\MATH_6\WEB\MTH6_4YR_12.RPT

Mushuau Innu Natuashish and Peenamin McKenzie School are excluded from district and provincial results.

District 2 - Western

School #: 391 Xavier Junior High

Number Operations



In some cases, CRT numbers may exceed AGR numbers based on late enrolments. Pie chart is based on the number of students who wrote the CRT.

Number Operations score is composite of Reasoning, Communication, Connections and Representations, and Problem Solving.

Source: Division of Evaluation and Research, Department of Education

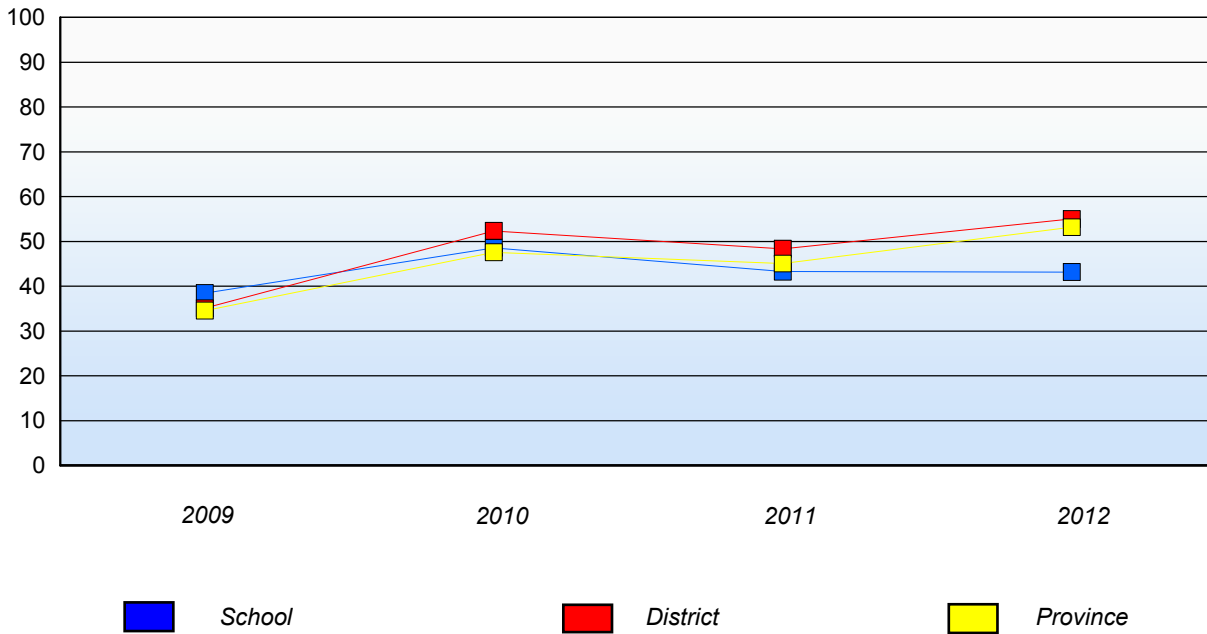
O:\CRT12\MATH_6\WEB\MTH6_4YR_12.RPT

District 2 - Western

School #: 391 Xavier Junior High

Number Operations

Percentage of students at level 3 or above (2009 - 2012)



In some cases, CRT numbers may exceed AGR numbers based on late enrolments. Pie chart is based on the number of students who wrote the CRT.

Number Operations score is composite of Reasoning, Communication, Connections and Representations, and Problem Solving.

Source: Division of Evaluation and Research, Department of Education

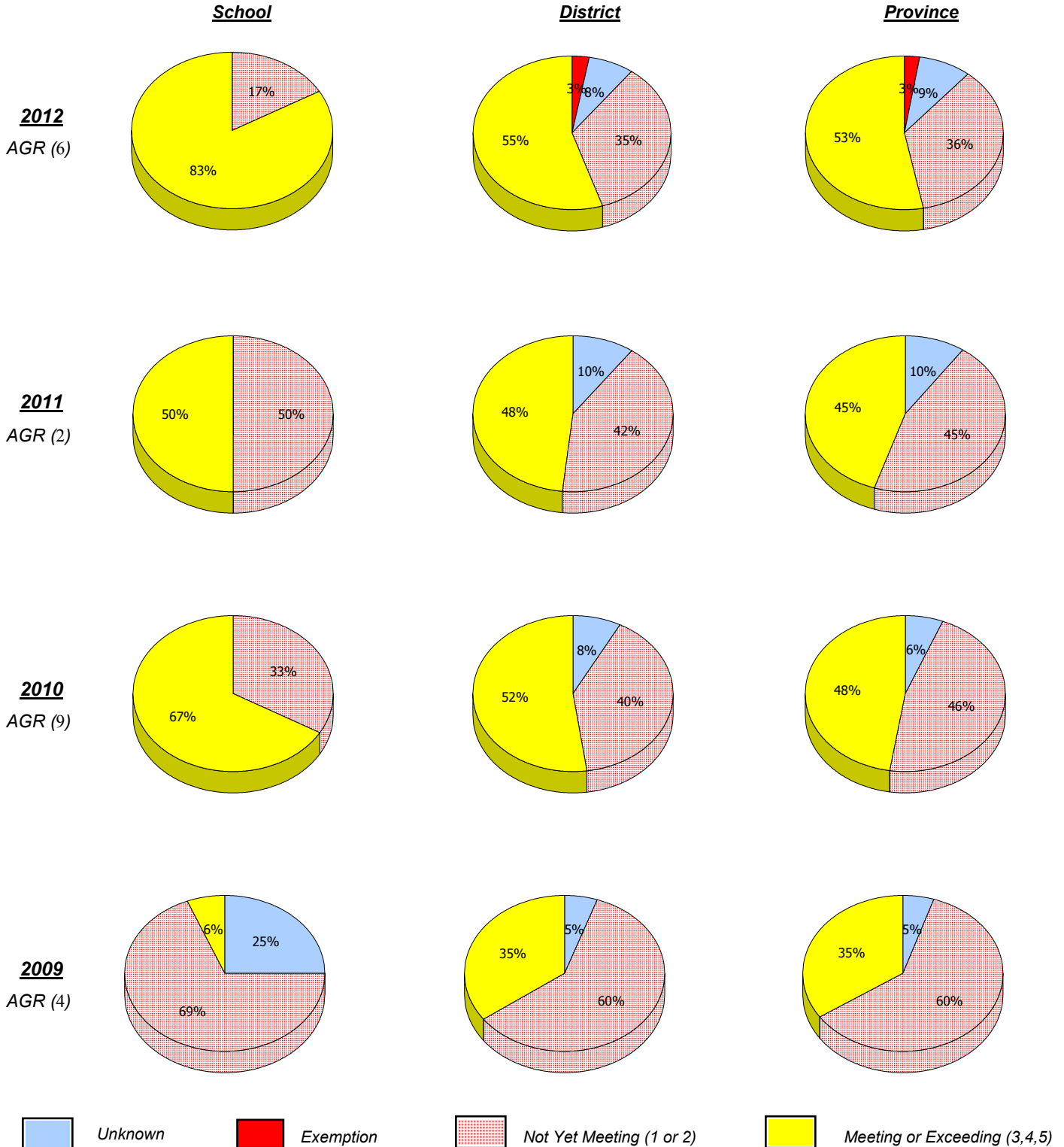
O:\CRT12\MATH_6\WEB\MTH6_4YR_12.RPT

Mushuau Innu Natuashish and Peenamin McKenzie School are excluded from district and provincial results.

District 2 - Western

School #: 393 Bonne Bay Academy

Number Operations



In some cases, CRT numbers may exceed AGR numbers based on late enrolments. Pie chart is based on the number of students who wrote the CRT.

Number Operations score is composite of Reasoning, Communication, Connections and Representations, and Problem Solving.

Source: Division of Evaluation and Research, Department of Education

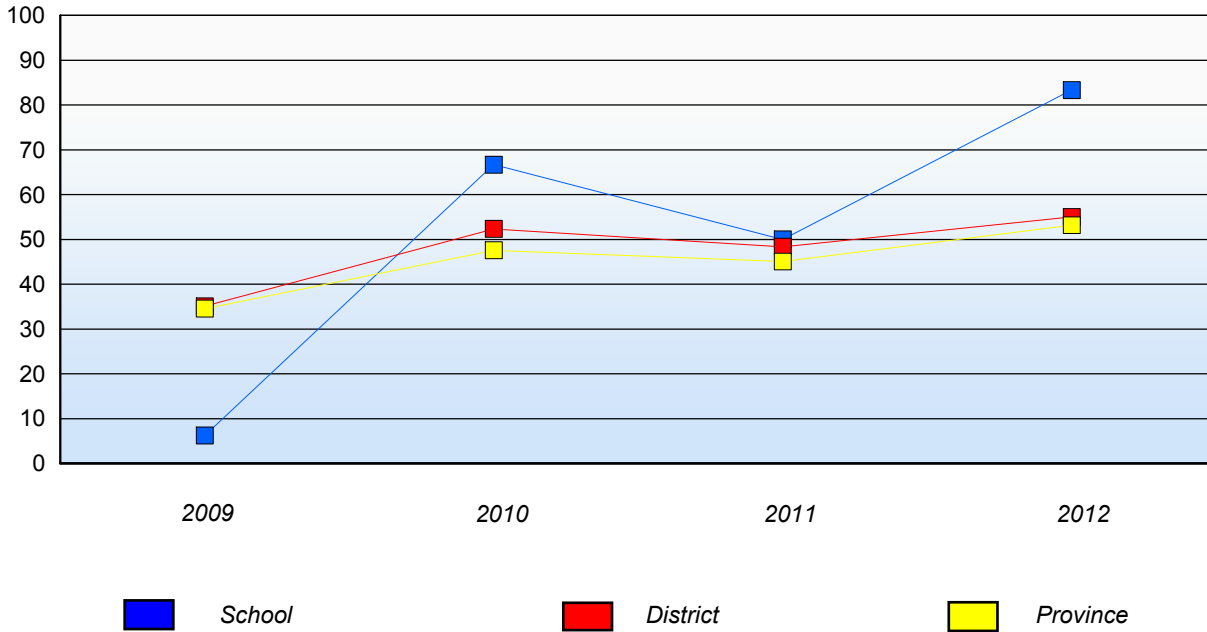
O:\CRT12\MATH_6\WEB\MTH6_4YR_12.RPT

District 2 - Western

School #: 393 Bonne Bay Academy

Number Operations

Percentage of students at level 3 or above (2009 - 2012)



In some cases, CRT numbers may exceed AGR numbers based on late enrolments. Pie chart is based on the number of students who wrote the CRT.
Number Operations score is composite of Reasoning, Communication, Connections and Representations, and Problem Solving.

Source: Division of Evaluation and Research, Department of Education

O:\CRT12\MATH_6\WEB\MTH6_4YR_12.RPT

10/11/2012

94

Mushuau Innu Natuashish and Peenamin McKenzie School are excluded from district and provincial results.

District 2 - Western

School #: 394 E.A. Butler All Grade

Number Operations

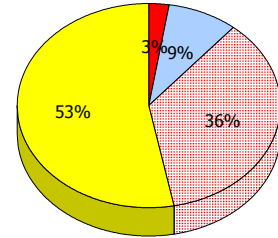
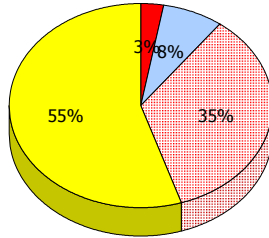
School

District

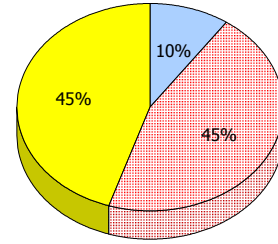
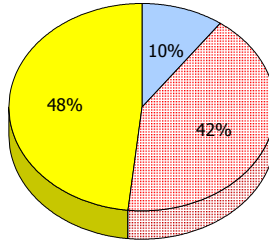
Province

2012
AGR (5)

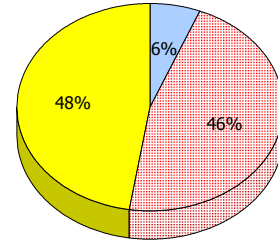
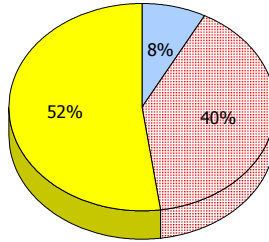
School data with 5 or fewer students withheld for reasons of confidentiality.



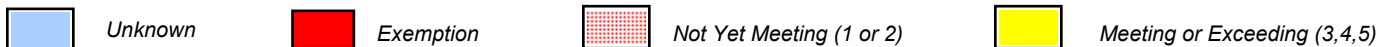
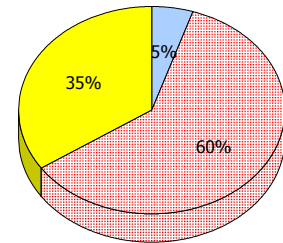
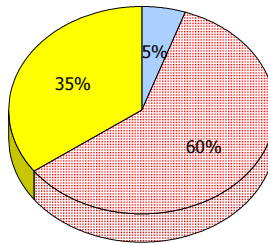
2011
AGR (8)



2010
AGR (12)



2009
AGR (13)



In some cases, CRT numbers may exceed AGR numbers based on late enrolments. Pie chart is based on the number of students who wrote the CRT.

Number Operations score is composite of Reasoning, Communication, Connections and Representations, and Problem Solving.

Source: Division of Evaluation and Research, Department of Education

O:\CRT12\MATH_6\WEB\MTH6_4YR_12.RPT

District 2 - Western

School #: 394 E.A. Butler All Grade

Number Operations

Percentage of students at level 3 or above (2009 - 2012)

School data with 5 or fewer students withheld for reasons of confidentiality.

 School

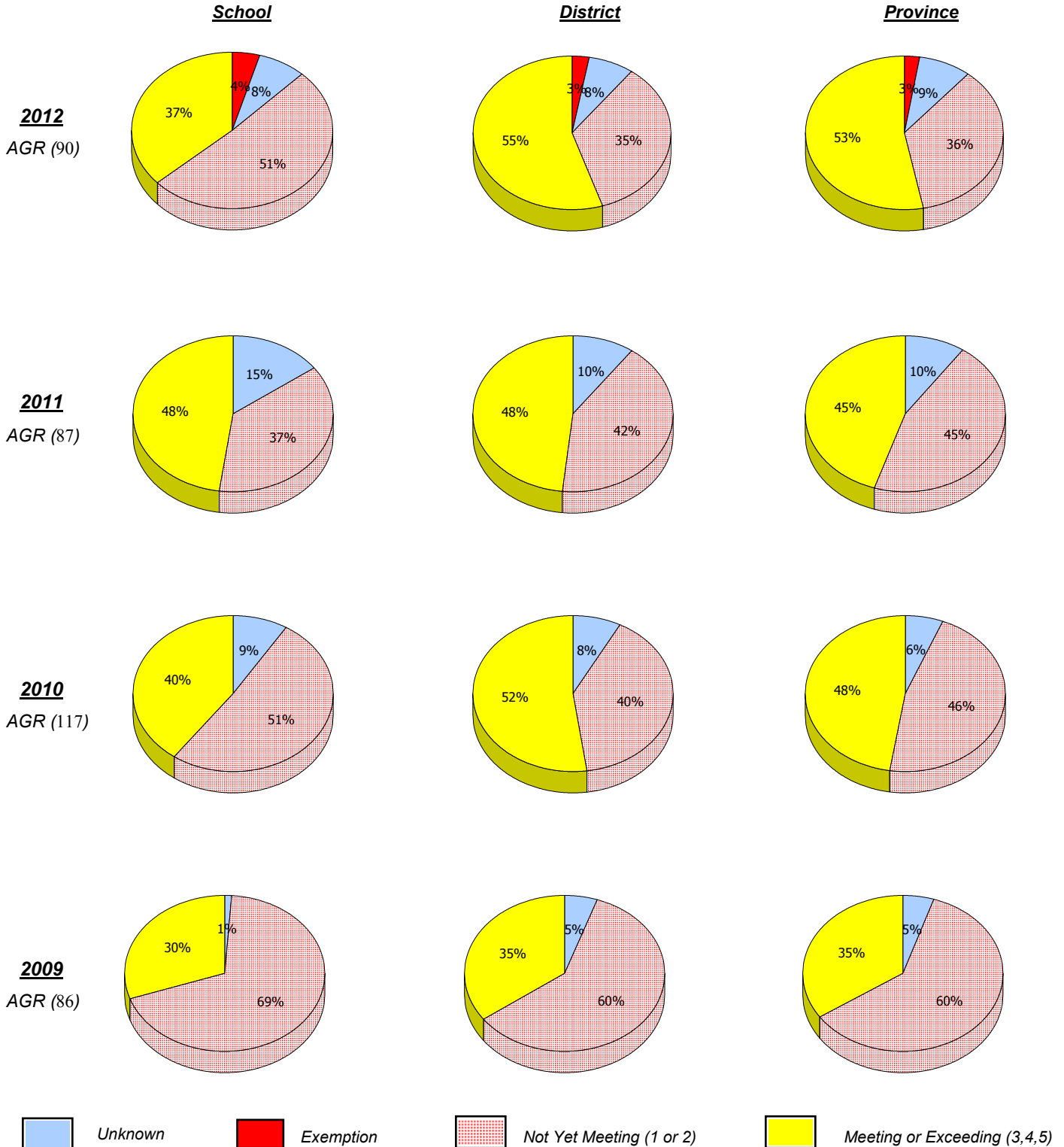
 District

 Province

District 2 - Western

School #: 396 Stephenville Middle School

Number Operations



In some cases, CRT numbers may exceed AGR numbers based on late enrolments. Pie chart is based on the number of students who wrote the CRT.

Number Operations score is composite of Reasoning, Communication, Connections and Representations, and Problem Solving.

Source: Division of Evaluation and Research, Department of Education

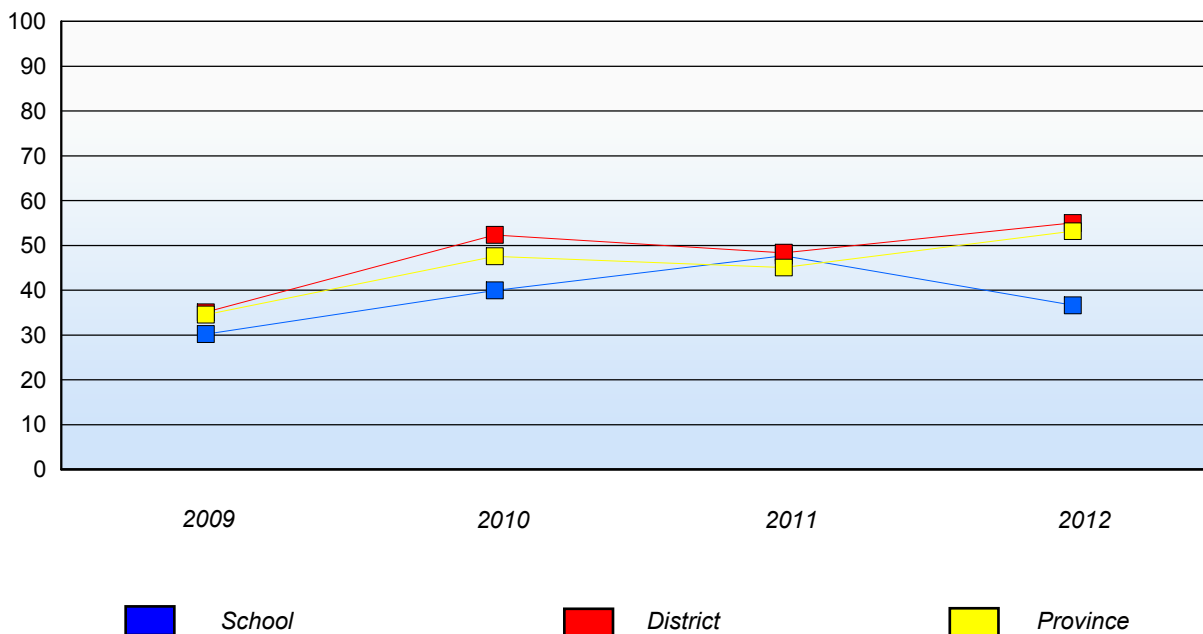
O:\CRT12\MATH_6\WEB\MTH6_4YR_12.RPT

District 2 - Western

School #: 396 Stephenville Middle School

Number Operations

Percentage of students at level 3 or above (2009 - 2012)



In some cases, CRT numbers may exceed AGR numbers based on late enrolments. Pie chart is based on the number of students who wrote the CRT. Number Operations score is composite of Reasoning, Communication, Connections and Representations, and Problem Solving.

Source: Division of Evaluation and Research, Department of Education

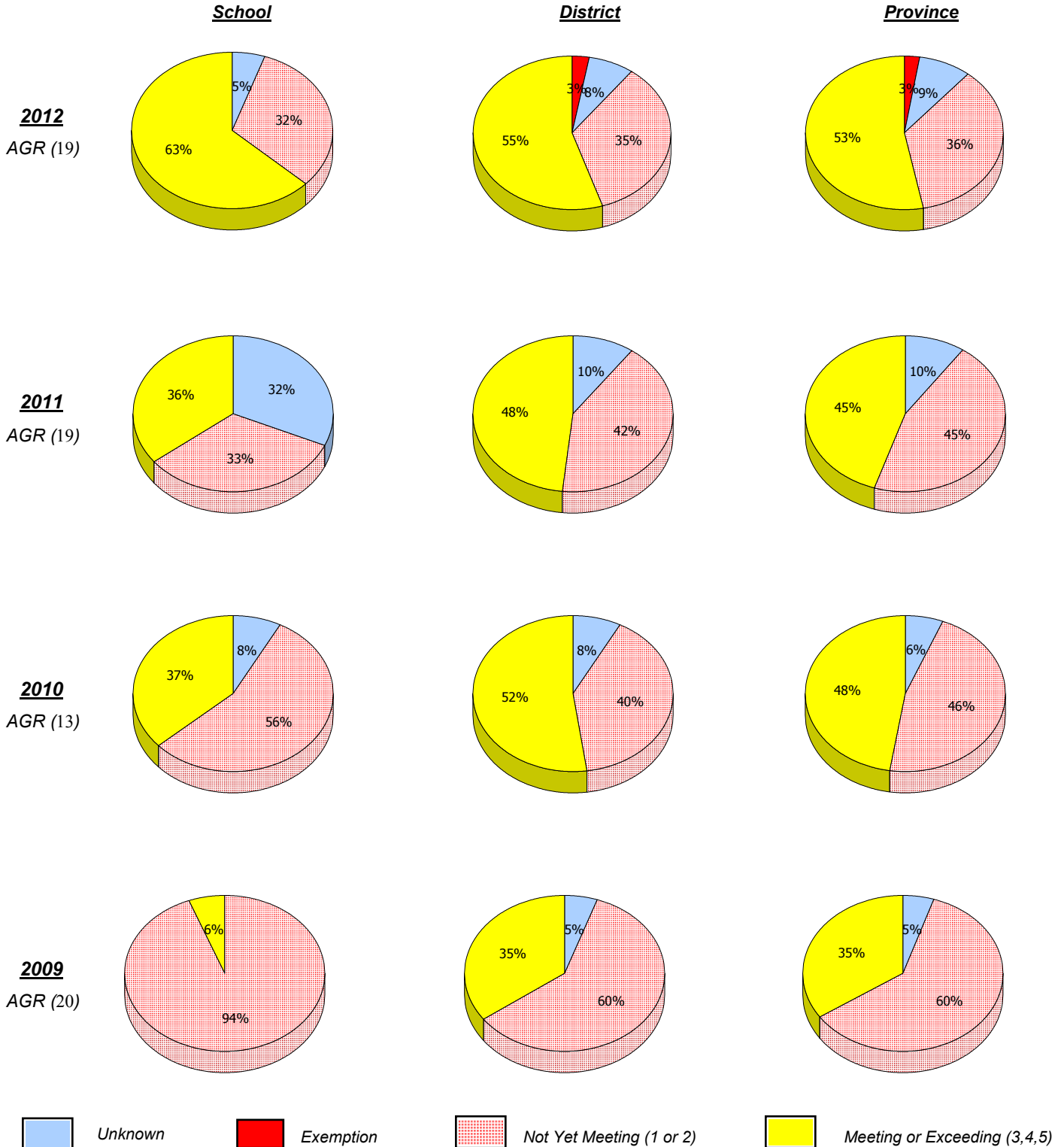
O:\CRT12\MATH_6\WEB\MTH6_4YR_12.RPT

Mushuau Innu Natuashish and Peenamin McKenzie School are excluded from district and provincial results.

District 2 - Western

School #: 397 Belanger Memorial School

Number Operations



In some cases, CRT numbers may exceed AGR numbers based on late enrolments. Pie chart is based on the number of students who wrote the CRT.

Number Operations score is composite of Reasoning, Communication, Connections and Representations, and Problem Solving.

Source: Division of Evaluation and Research, Department of Education

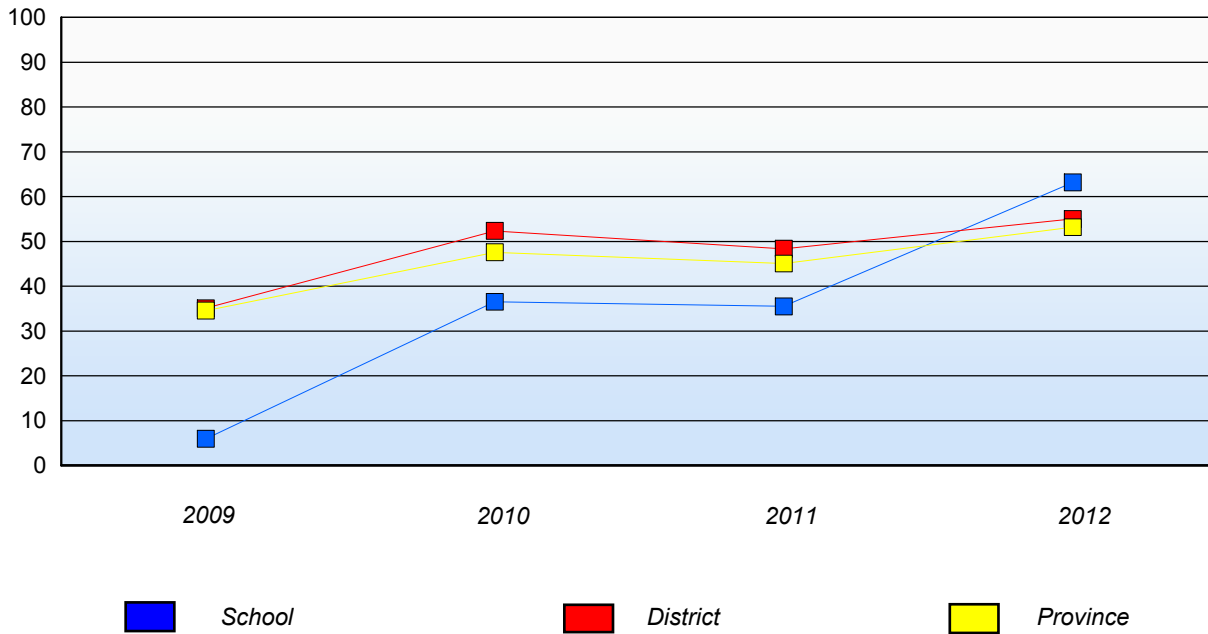
O:\CRT12\MATH_6\WEB\MTH6_4YR_12.RPT

District 2 - Western

School #: 397 Belanger Memorial School

Number Operations

Percentage of students at level 3 or above (2009 - 2012)



In some cases, CRT numbers may exceed AGR numbers based on late enrolments. Pie chart is based on the number of students who wrote the CRT. Number Operations score is composite of Reasoning, Communication, Connections and Representations, and Problem Solving.

Source: Division of Evaluation and Research, Department of Education

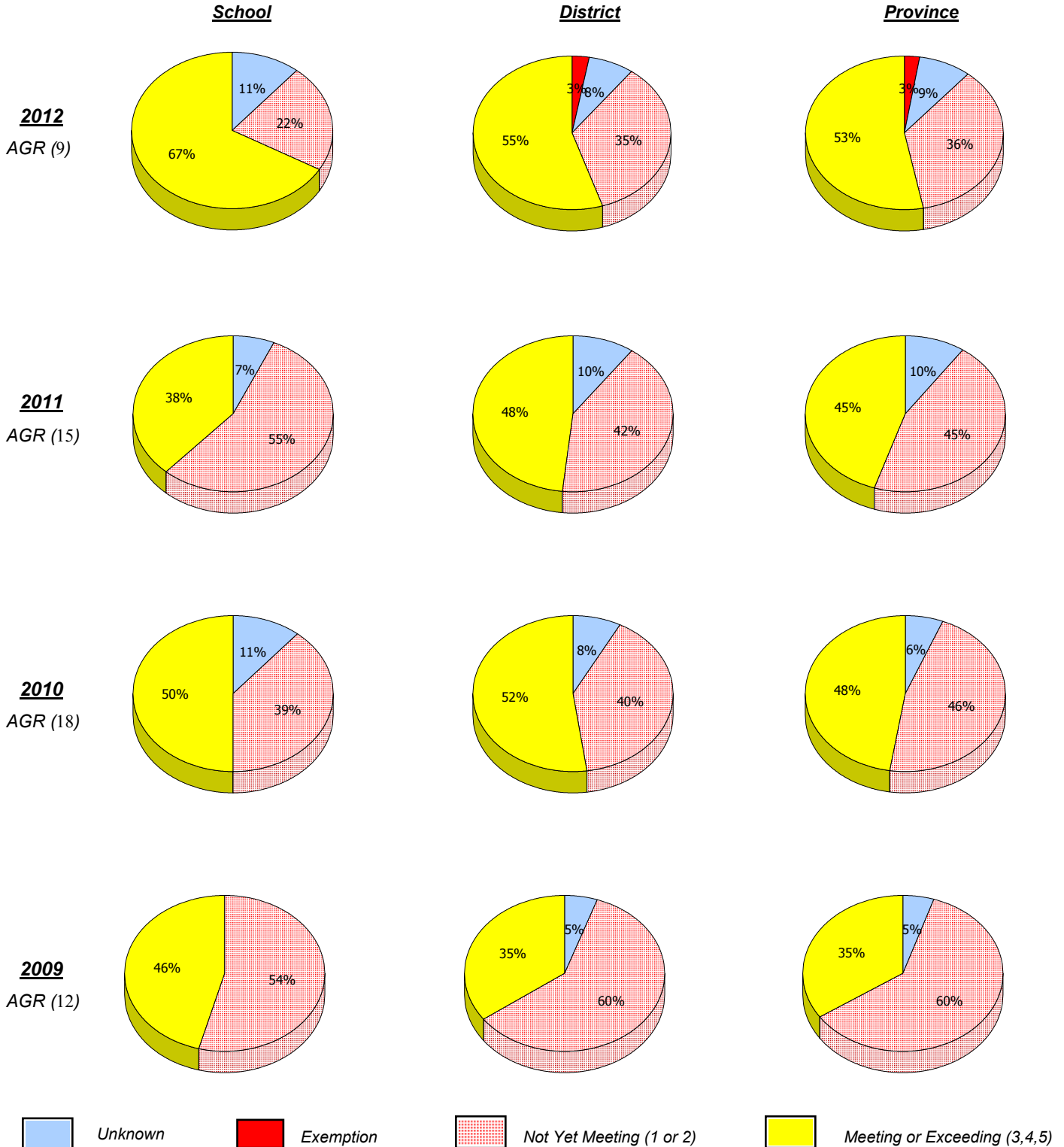
O:\CRT12\MATH_6\WEB\MTH6_4YR_12.RPT

Mushuau Innu Natuashish and Peenamin McKenzie School are excluded from district and provincial results.

District 2 - Western

School #: 474 Cloud River Academy

Number Operations



In some cases, CRT numbers may exceed AGR numbers based on late enrolments. Pie chart is based on the number of students who wrote the CRT.

Number Operations score is composite of Reasoning, Communication, Connections and Representations, and Problem Solving.

Source: Division of Evaluation and Research, Department of Education

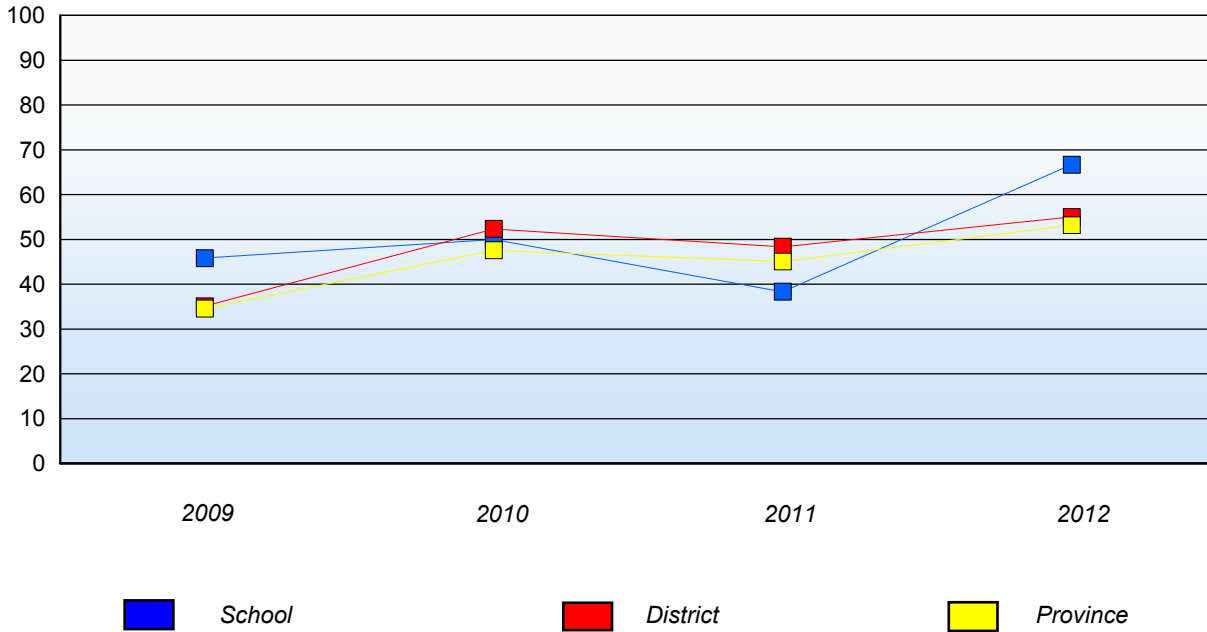
O:\CRT12\MATH_6\WEB\MTH6_4YR_12.RPT

District 2 - Western

School #: 474 Cloud River Academy

Number Operations

Percentage of students at level 3 or above (2009 - 2012)



In some cases, CRT numbers may exceed AGR numbers based on late enrolments. Pie chart is based on the number of students who wrote the CRT.
Number Operations score is composite of Reasoning, Communication, Connections and Representations, and Problem Solving.

Source: Division of Evaluation and Research, Department of Education

O:\CRT12\MATH_6\WEB\MTH6_4YR_12.RPT

District 2 - Western

School #: 475 Viking Trail Academy

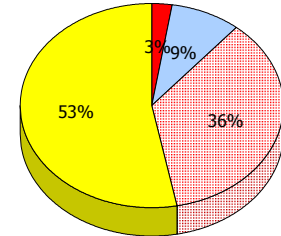
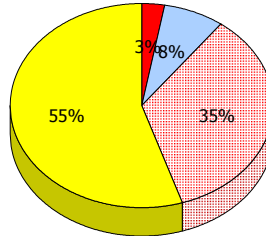
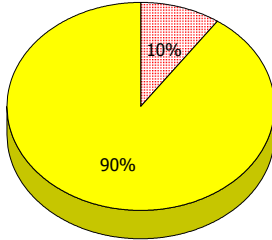
Number Operations

School

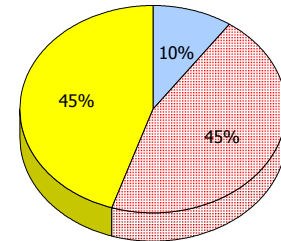
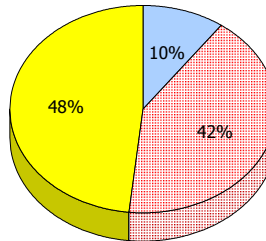
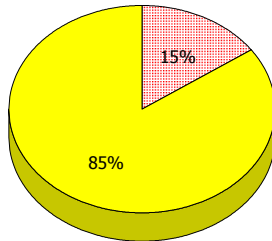
District

Province

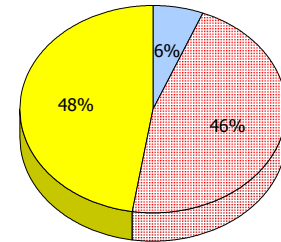
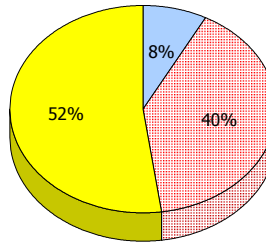
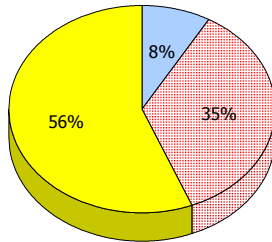
2012
AGR (13)



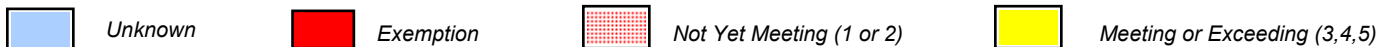
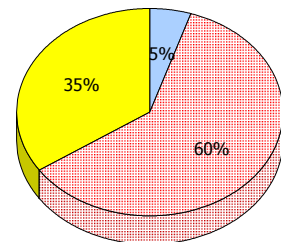
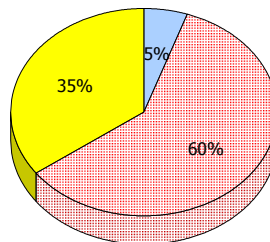
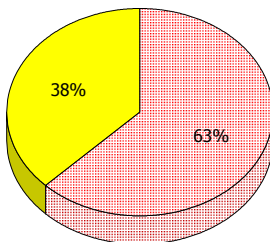
2011
AGR (13)



2010
AGR (12)



2009
AGR (12)



In some cases, CRT numbers may exceed AGR numbers based on late enrolments. Pie chart is based on the number of students who wrote the CRT.

Number Operations score is composite of Reasoning, Communication, Connections and Representations, and Problem Solving.

Source: Division of Evaluation and Research, Department of Education

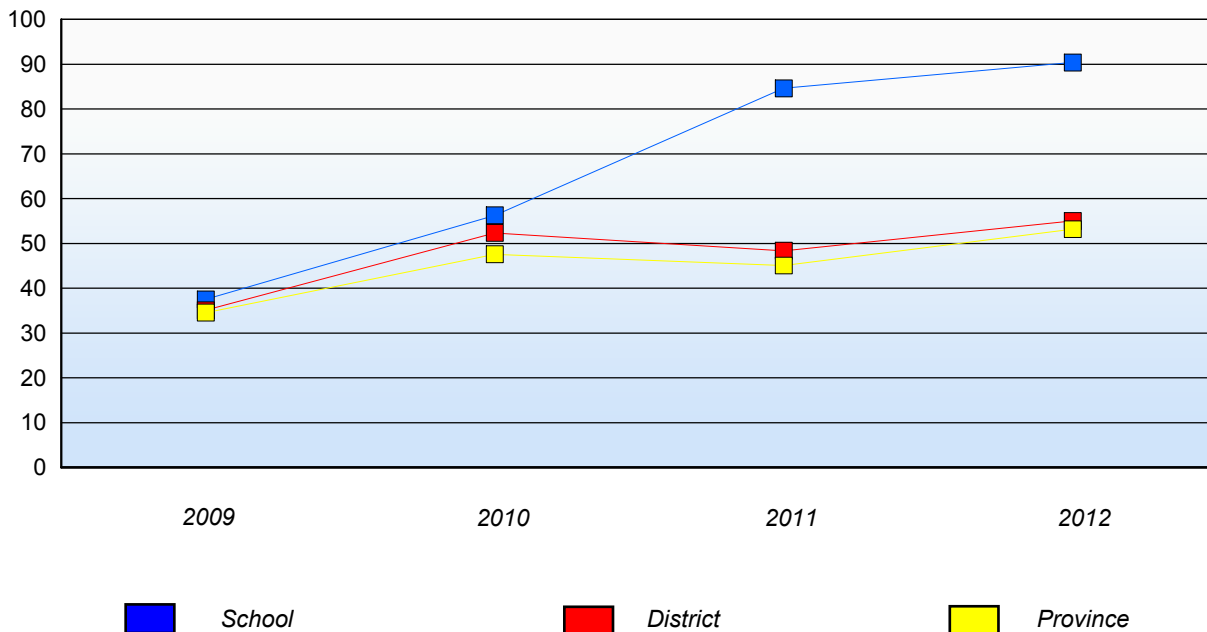
O:\CRT12\MATH_6\WEB\MTH6_4YR_12.RPT

District 2 - Western

School #: 475 Viking Trail Academy

Number Operations

Percentage of students at level 3 or above (2009 - 2012)



In some cases, CRT numbers may exceed AGR numbers based on late enrolments. Pie chart is based on the number of students who wrote the CRT.
Number Operations score is composite of Reasoning, Communication, Connections and Representations, and Problem Solving.

Source: Division of Evaluation and Research, Department of Education

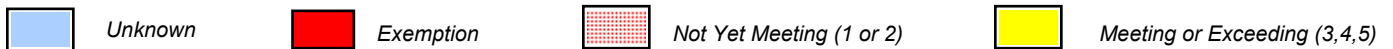
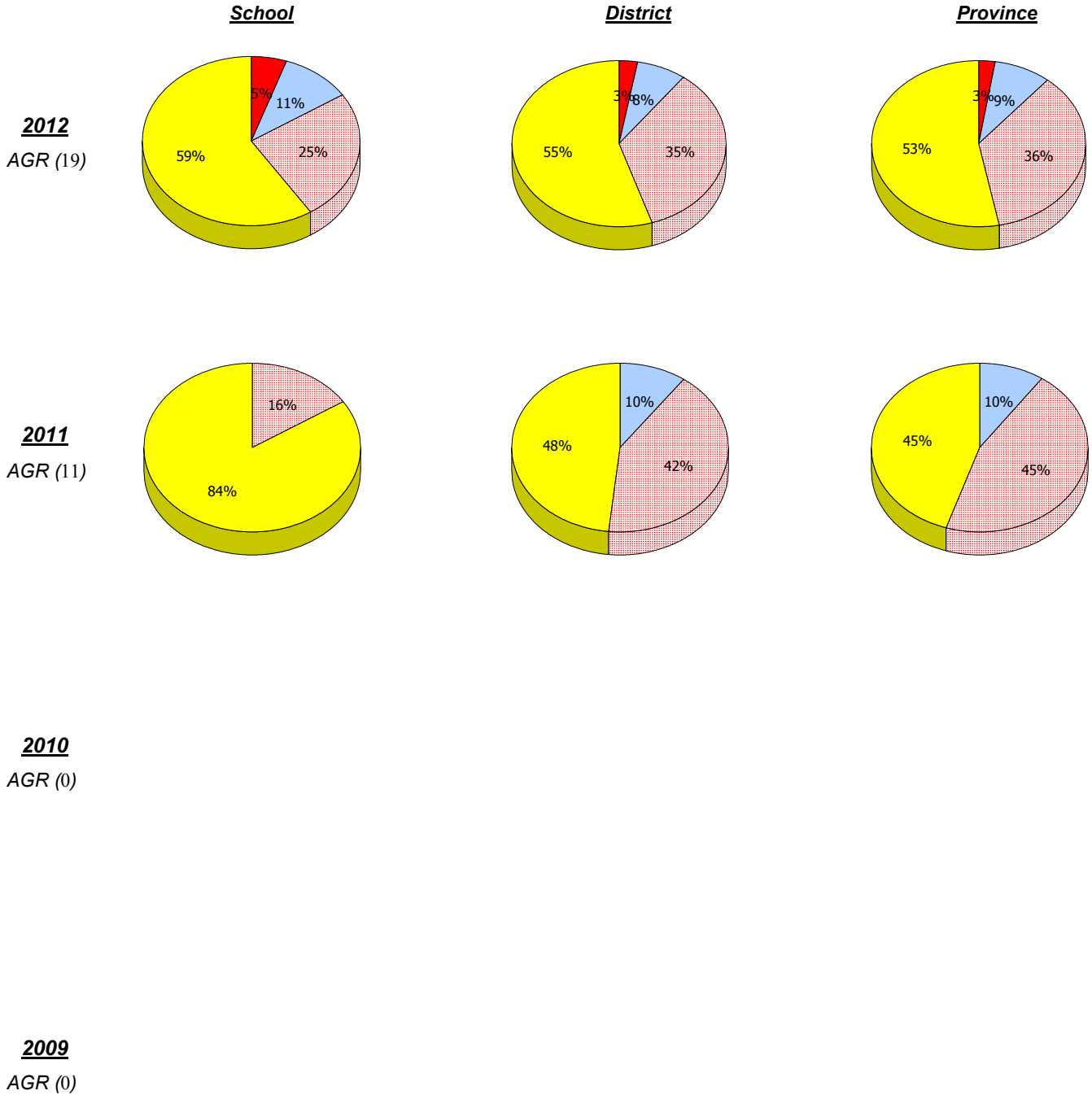
O:\CRT12\MATH_6\WEB\MTH6_4YR_12.RPT

Mushuau Innu Natuashish and Peenamin McKenzie School are excluded from district and provincial results.

District 2 - Western

School #: 487 Labrador Straits Academy

Number Operations



In some cases, CRT numbers may exceed AGR numbers based on late enrolments. Pie chart is based on the number of students who wrote the CRT.

Number Operations score is composite of Reasoning, Communication, Connections and Representations, and Problem Solving.

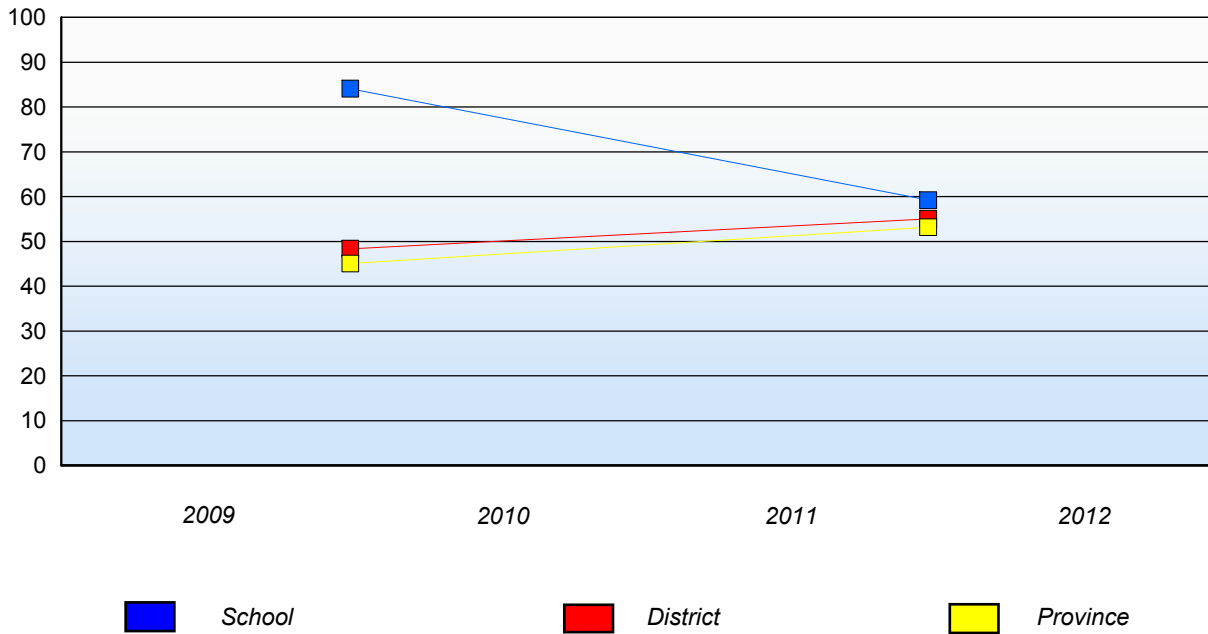
Source: Division of Evaluation and Research, Department of Education

District 2 - Western

School #: 487 Labrador Straits Academy

Number Operations

Percentage of students at level 3 or above (2009 - 2012)



In some cases, CRT numbers may exceed AGR numbers based on late enrolments. Pie chart is based on the number of students who wrote the CRT.
Number Operations score is composite of Reasoning, Communication, Connections and Representations, and Problem Solving.

Source: Division of Evaluation and Research, Department of Education

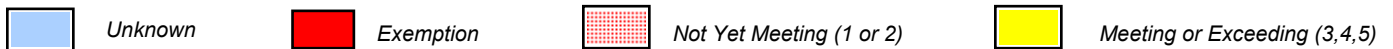
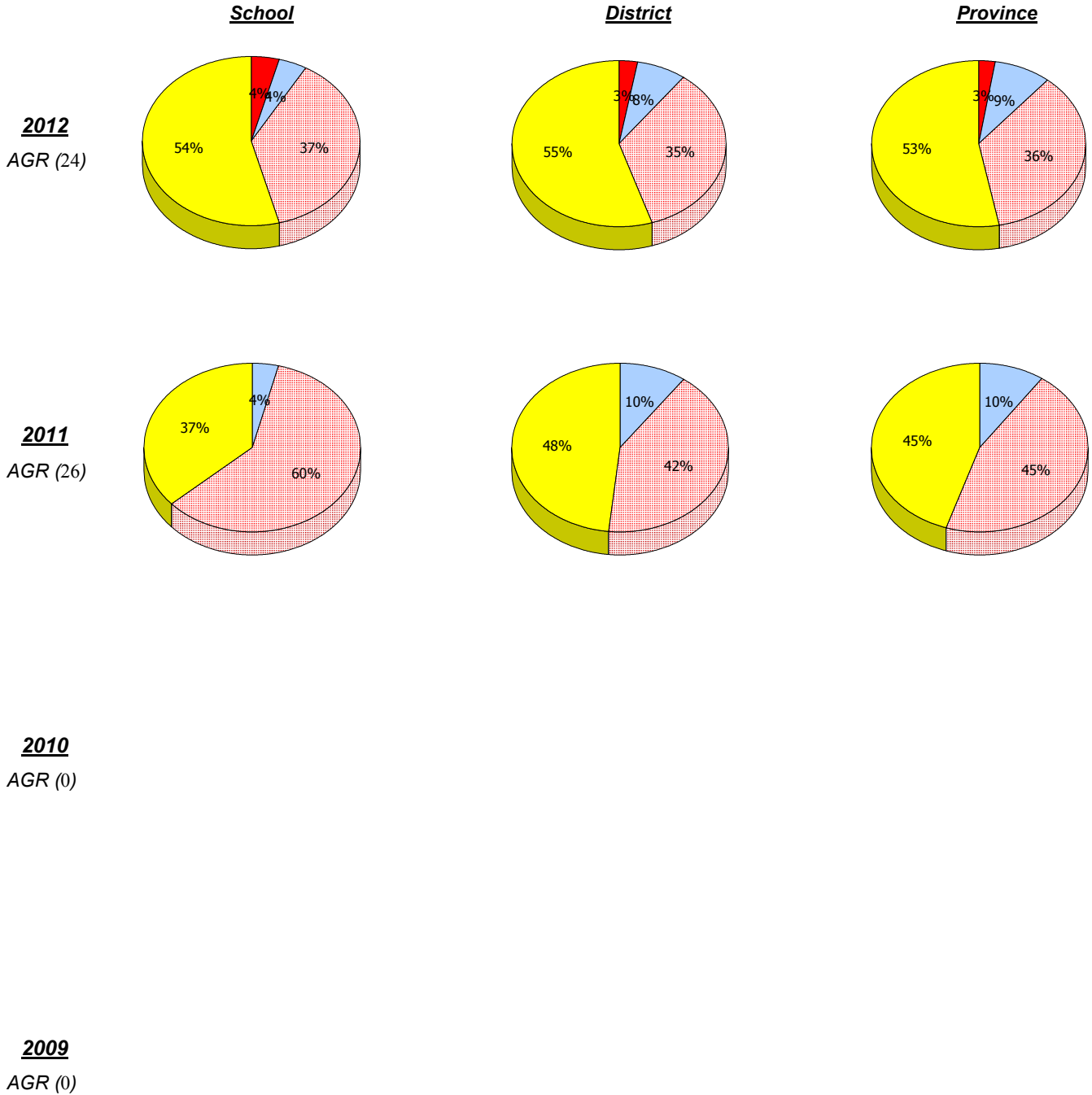
O:\CRT12\MATH_6\WEB\MTH6_4YR_12.RPT

Mushuau Innu Natuashish and Peenamin McKenzie School are excluded from district and provincial results.

District 2 - Western

School #: 488 French Shore Academy

Number Operations



In some cases, CRT numbers may exceed AGR numbers based on late enrolments. Pie chart is based on the number of students who wrote the CRT.

Number Operations score is composite of Reasoning, Communication, Connections and Representations, and Problem Solving.

Source: Division of Evaluation and Research, Department of Education

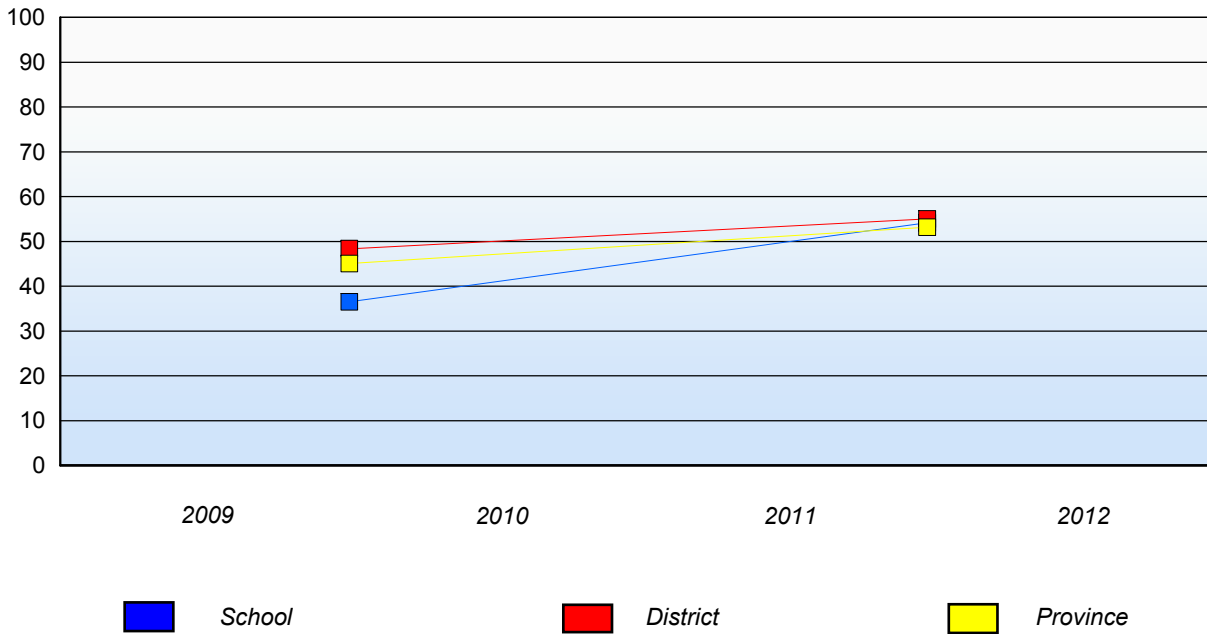
O:\CRT12\MATH_6\WEB\MTH6_4YR_12.RPT

District 2 - Western

School #: 488 French Shore Academy

Number Operations

Percentage of students at level 3 or above (2009 - 2012)



In some cases, CRT numbers may exceed AGR numbers based on late enrolments. Pie chart is based on the number of students who wrote the CRT.
 Number Operations score is composite of Reasoning, Communication, Connections and Representations, and Problem Solving.

Source: Division of Evaluation and Research, Department of Education

O:\CRT12\MATH_6\WEB\MTH6_4YR_12.RPT

Mushuau Innu Natuashish and Peenamin McKenzie School are excluded from district and provincial results.