

District 2 - Western

School #: 022 William Gillett Academy

Number Operations

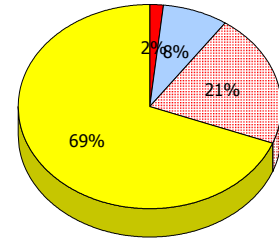
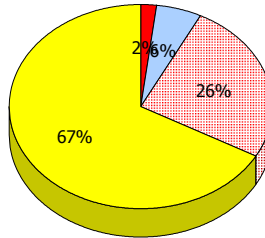
School

District

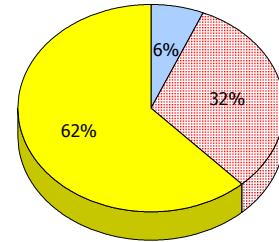
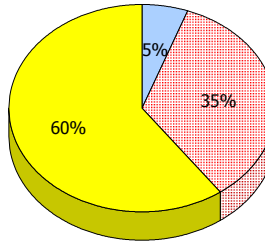
Province

2012
AGR (2)

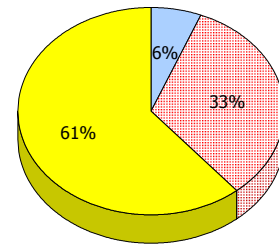
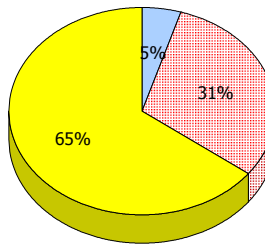
School data with 5 or fewer
students withheld for reasons
of confidentiality.



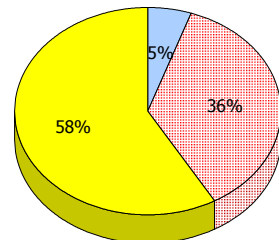
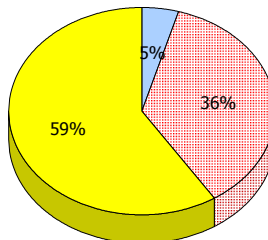
2011
AGR (7)



2010
AGR (2)



2009
AGR (6)



Unknown



Exemption



Not Yet Meeting (1 or 2)



Meeting or Exceeding (3,4,5)

* In some cases, CRT numbers may exceed AGR numbers based on late enrolments. Pie chart is based on the number of students who wrote the CRT.

* Number Operations score is composite of Reasoning, Communication, Connections and Representations, and Problem Solving.


District 2 - Western

School #: 022 William Gillett Academy

Number Operations

Percentage of students at level 3 or above (2009 - 2012)

School data with 5 or fewer students withheld for reasons of confidentiality.

 School

 District

 Province

* In some cases, CRT numbers may exceed AGR numbers based on late enrolments. Pie chart is based on the number of students who wrote the CRT.

* Number Operations score is composite of Reasoning, Communication, Connections and Representations, and Problem Solving.

District 2 - Western

School #: 023 Sacred Heart AG

Number Operations

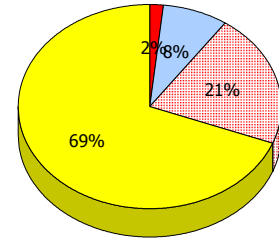
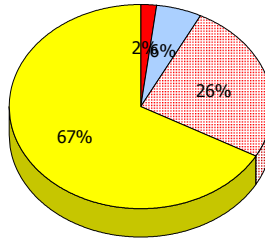
School

District

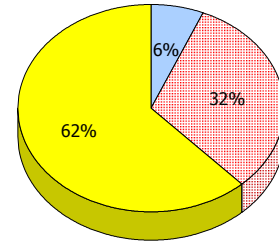
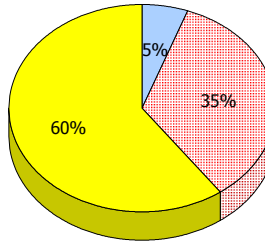
Province

2012
AGR (1)

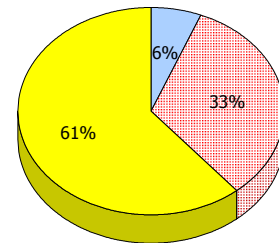
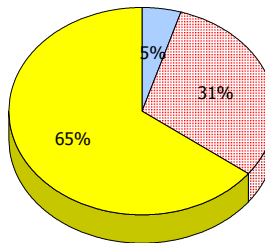
School data with 5 or fewer students withheld for reasons of confidentiality.



2011
AGR (1)



2010
AGR (1)



2009
AGR (0)



Unknown



Exemption



Not Yet Meeting (1 or 2)



Meeting or Exceeding (3,4,5)

* In some cases, CRT numbers may exceed AGR numbers based on late enrolments. Pie chart is based on the number of students who wrote the CRT.

* Number Operations score is composite of Reasoning, Communication, Connections and Representations, and Problem Solving.


District 2 - Western

School #: 023 Sacred Heart AG

Number Operations

Percentage of students at level 3 or above (2009 - 2012)

School data with 5 or fewer students withheld for reasons of confidentiality.

 School

 District

 Province

* In some cases, CRT numbers may exceed AGR numbers based on late enrolments. Pie chart is based on the number of students who wrote the CRT.

* Number Operations score is composite of Reasoning, Communication, Connections and Representations, and Problem Solving.

District 2 - Western

School #: 026 H.G. Fillier Academy

Number Operations

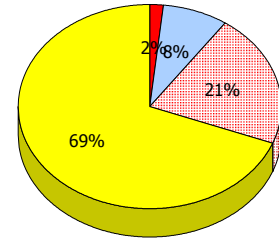
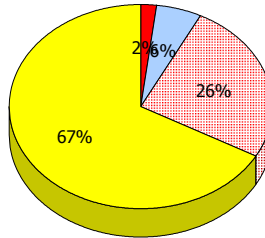
School

District

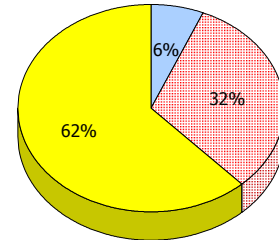
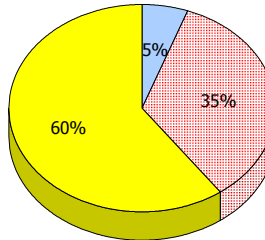
Province

2012
AGR (5)

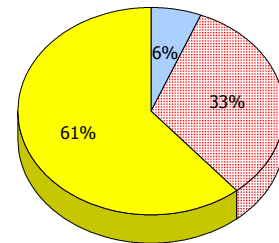
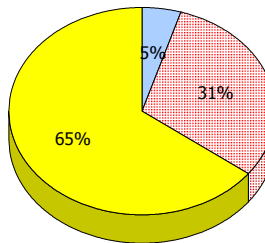
School data with 5 or fewer students withheld for reasons of confidentiality.



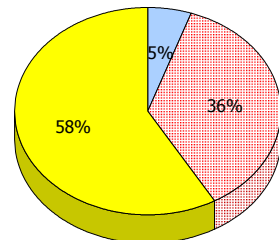
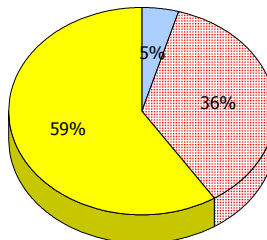
2011
AGR (3)



2010
AGR (4)



2009
AGR (6)



Unknown



Exemption



Not Yet Meeting (1 or 2)



Meeting or Exceeding (3,4,5)

* In some cases, CRT numbers may exceed AGR numbers based on late enrolments. Pie chart is based on the number of students who wrote the CRT.

* Number Operations score is composite of Reasoning, Communication, Connections and Representations, and Problem Solving.


District 2 - Western

School #: 026 H.G. Fillier Academy

Number Operations

Percentage of students at level 3 or above (2009 - 2012)

School data with 5 or fewer students withheld for reasons of confidentiality.

 School

 District

 Province

* In some cases, CRT numbers may exceed AGR numbers based on late enrolments. Pie chart is based on the number of students who wrote the CRT.

* Number Operations score is composite of Reasoning, Communication, Connections and Representations, and Problem Solving.

District 2 - Western

School #: 027 Canon Richards Memorial Academy

Number Operations



Unknown



Exemption



Not Yet Meeting (1 or 2)



Meeting or Exceeding (3,4,5)

* In some cases, CRT numbers may exceed AGR numbers based on late enrolments. Pie chart is based on the number of students who wrote the CRT.

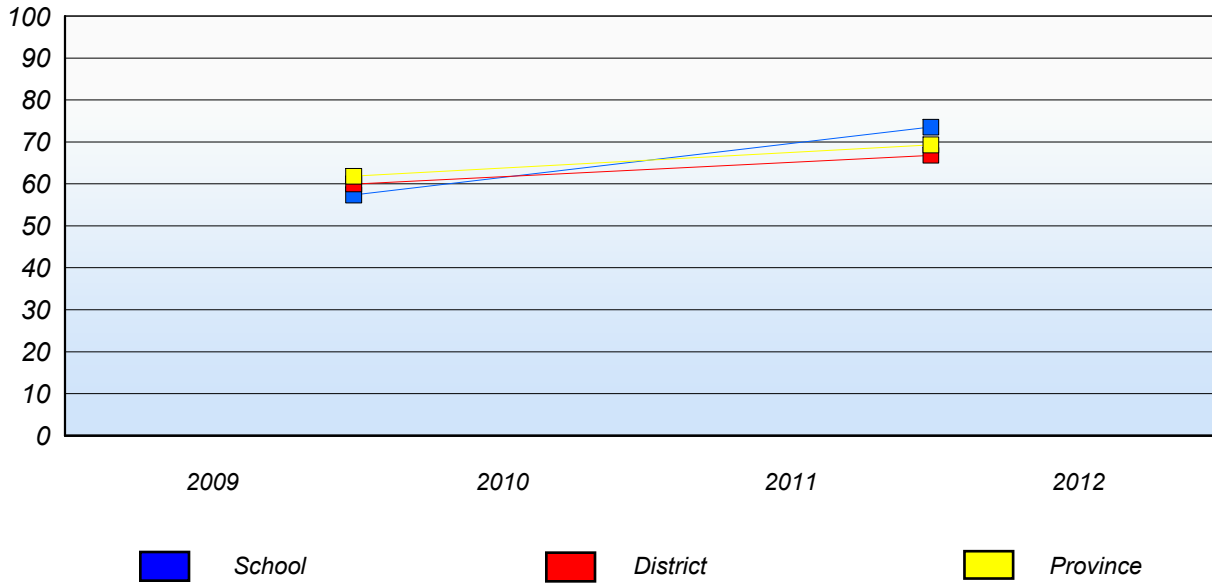
* Number Operations score is composite of Reasoning, Communication, Connections and Representations, and Problem Solving.

District 2 - Western

School #: 027 Canon Richards Memorial Academy

Number Operations

Percentage of students at level 3 or above (2009 - 2012)



* In some cases, CRT numbers may exceed AGR numbers based on late enrolments. Pie chart is based on the number of students who wrote the CRT.

* Number Operations score is composite of Reasoning, Communication, Connections and Representations, and Problem Solving.

Source: Division of Evaluation and Research, Department of Education

District 2 - Western

School #: 032 Truman Eddison Memorial

Number Operations

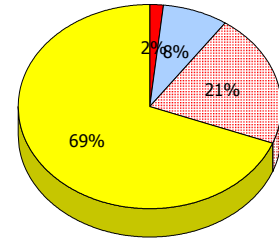
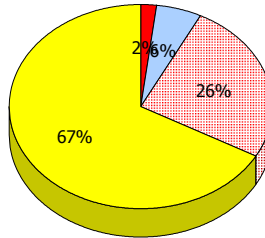
School

District

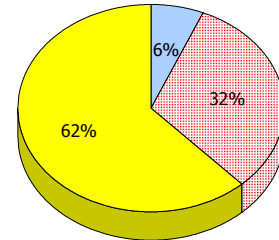
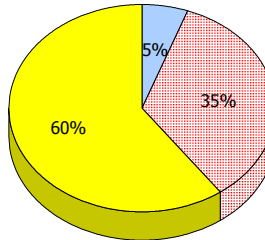
Province

2012
AGR (3)

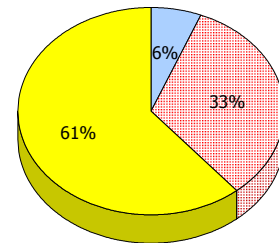
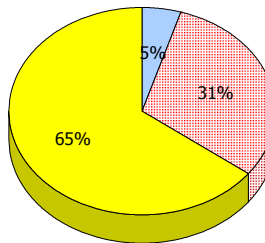
School data with 5 or fewer students withheld for reasons of confidentiality.



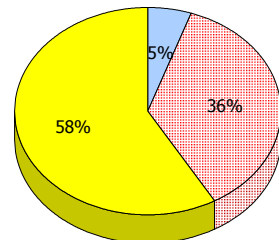
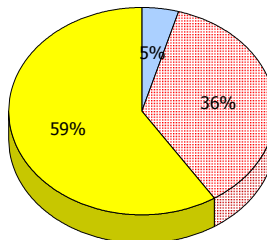
2011
AGR (12)



2010
AGR (4)



2009
AGR (9)



Unknown



Exemption



Not Yet Meeting (1 or 2)



Meeting or Exceeding (3,4,5)

* In some cases, CRT numbers may exceed AGR numbers based on late enrolments. Pie chart is based on the number of students who wrote the CRT.

* Number Operations score is composite of Reasoning, Communication, Connections and Representations, and Problem Solving.


District 2 - Western

School #: 032 Truman Eddison Memorial

Number Operations

Percentage of students at level 3 or above (2009 - 2012)

School data with 5 or fewer students withheld for reasons of confidentiality.

 School

 District

 Province

* In some cases, CRT numbers may exceed AGR numbers based on late enrolments. Pie chart is based on the number of students who wrote the CRT.

* Number Operations score is composite of Reasoning, Communication, Connections and Representations, and Problem Solving.

District 2 - Western

School #: 039 Mary Simms All-Grade

Number Operations

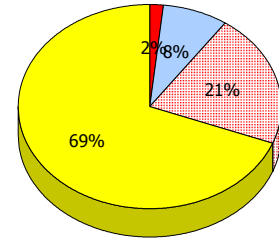
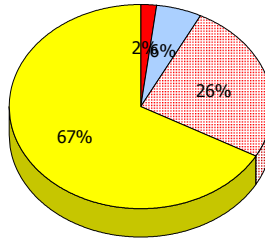
School

District

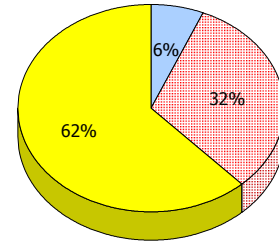
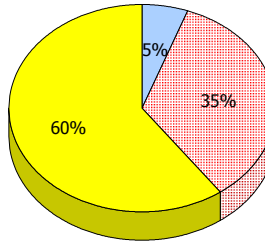
Province

2012
AGR (2)

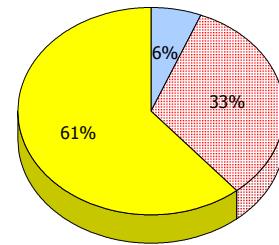
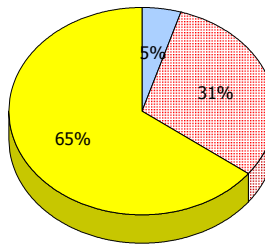
School data with 5 or fewer students withheld for reasons of confidentiality.



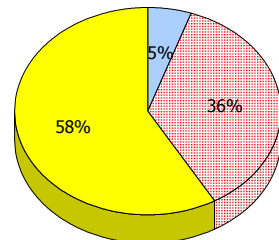
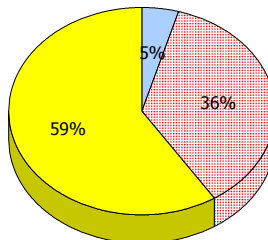
2011
AGR (4)



2010
AGR (2)



2009
AGR (1)



Unknown



Exemption



Not Yet Meeting (1 or 2)



Meeting or Exceeding (3,4,5)

* In some cases, CRT numbers may exceed AGR numbers based on late enrolments. Pie chart is based on the number of students who wrote the CRT.

* Number Operations score is composite of Reasoning, Communication, Connections and Representations, and Problem Solving.


District 2 - Western

School #: 039 Mary Simms All-Grade

Number Operations

Percentage of students at level 3 or above (2009 - 2012)

School data with 5 or fewer students withheld for reasons of confidentiality.

 School

 District

 Province

* In some cases, CRT numbers may exceed AGR numbers based on late enrolments. Pie chart is based on the number of students who wrote the CRT.

* Number Operations score is composite of Reasoning, Communication, Connections and Representations, and Problem Solving.

District 2 - Western

School #: 040 St. Mary's AG

Number Operations

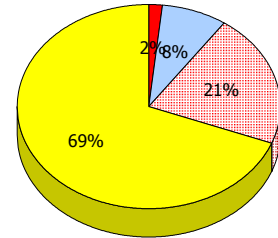
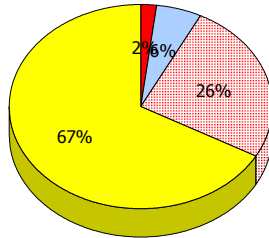
School

District

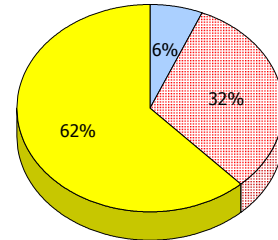
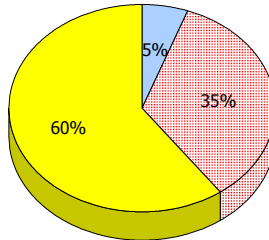
Province

2012
AGR (2)

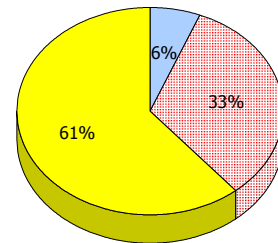
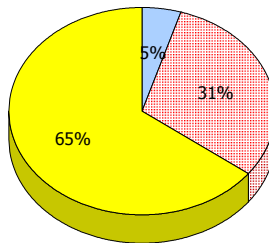
School data with 5 or fewer
students withheld for reasons
of confidentiality.



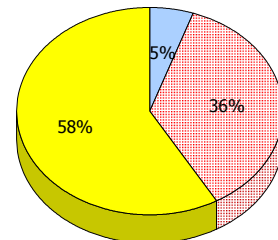
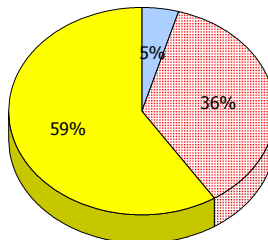
2011
AGR (6)



2010
AGR (5)



2009
AGR (5)



Unknown



Exemption



Not Yet Meeting (1 or 2)



Meeting or Exceeding (3,4,5)

* In some cases, CRT numbers may exceed AGR numbers based on late enrolments. Pie chart is based on the number of students who wrote the CRT.

* Number Operations score is composite of Reasoning, Communication, Connections and Representations, and Problem Solving.


District 2 - Western

School #: 040 St. Mary's AG

Number Operations

Percentage of students at level 3 or above (2009 - 2012)

School data with 5 or fewer students withheld for reasons of confidentiality.

 School

 District

 Province

* In some cases, CRT numbers may exceed AGR numbers based on late enrolments. Pie chart is based on the number of students who wrote the CRT.

* Number Operations score is composite of Reasoning, Communication, Connections and Representations, and Problem Solving.

District 2 - Western

School #: 046 Bayside Academy

Number Operations

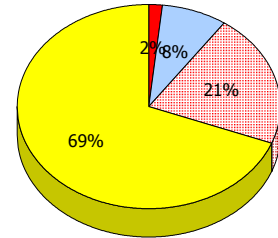
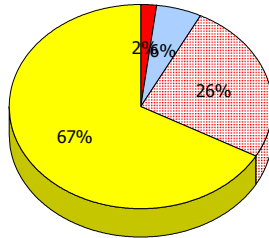
School

District

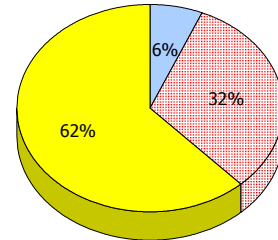
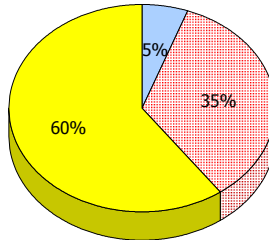
Province

2012
AGR (1)

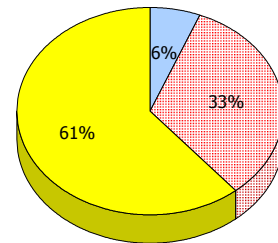
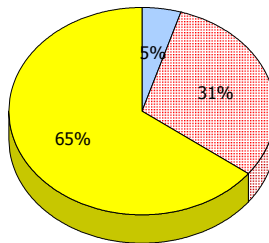
School data with 5 or fewer
students withheld for reasons
of confidentiality.



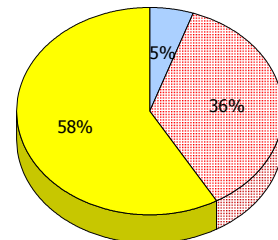
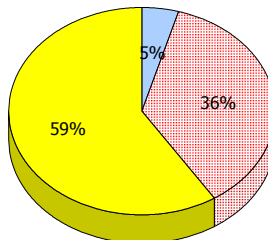
2011
AGR (5)



2010
AGR (6)



2009
AGR (6)



Unknown



Exemption



Not Yet Meeting (1 or 2)



Meeting or Exceeding (3,4,5)

* In some cases, CRT numbers may exceed AGR numbers based on late enrolments. Pie chart is based on the number of students who wrote the CRT.

* Number Operations score is composite of Reasoning, Communication, Connections and Representations, and Problem Solving.


District 2 - Western

School #: 046 Bayside Academy

Number Operations

Percentage of students at level 3 or above (2009 - 2012)

School data with 5 or fewer students withheld for reasons of confidentiality.

 School

 District

 Province

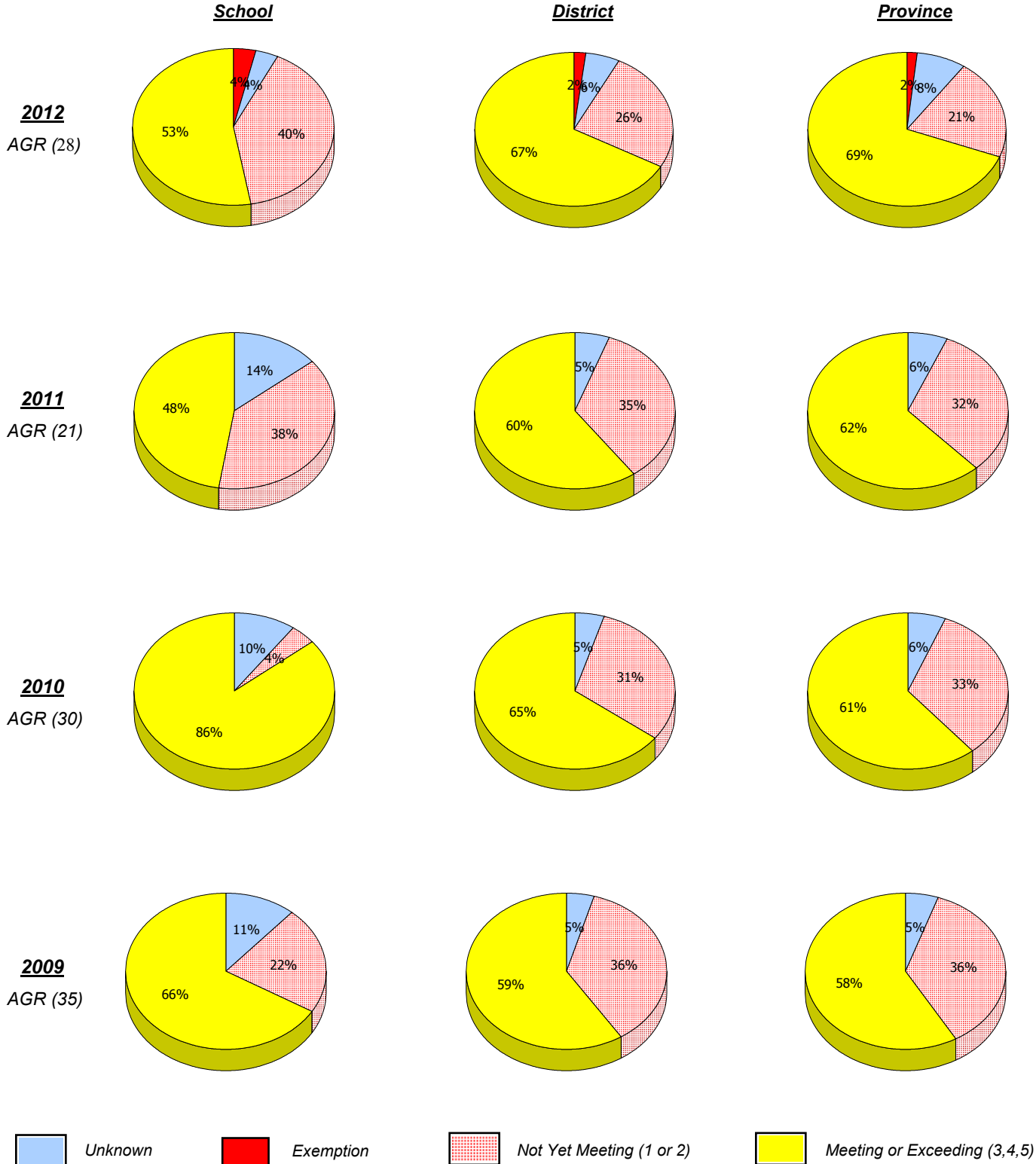
* In some cases, CRT numbers may exceed AGR numbers based on late enrolments. Pie chart is based on the number of students who wrote the CRT.

* Number Operations score is composite of Reasoning, Communication, Connections and Representations, and Problem Solving.

District 2 - Western

School #: 053 St. Anthony Elementary

Number Operations



* In some cases, CRT numbers may exceed AGR numbers based on late enrolments. Pie chart is based on the number of students who wrote the CRT.

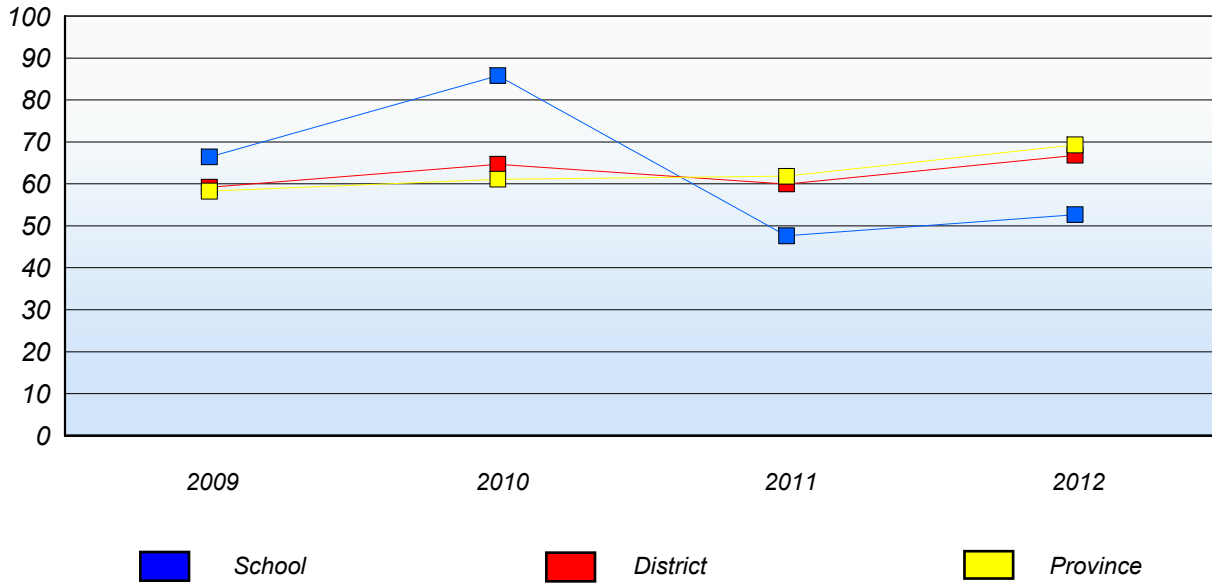
* Number Operations score is composite of Reasoning, Communication, Connections and Representations, and Problem Solving.

Source: Division of Evaluation and Research, Department of Education

District 2 - Western

School #: 053 St. Anthony Elementary

Number Operations
Percentage of students at level 3 or above (2009 - 2012)



* In some cases, CRT numbers may exceed AGR numbers based on late enrolments. Pie chart is based on the number of students who wrote the CRT.

* Number Operations score is composite of Reasoning, Communication, Connections and Representations, and Problem Solving.

Source: Division of Evaluation and Research, Department of Education

District 2 - Western

School #: 054 St. Lewis Academy

Number Operations

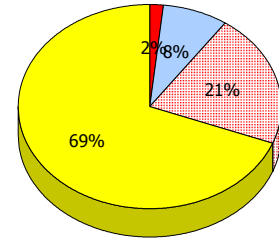
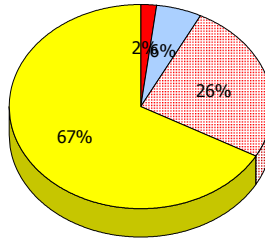
School

District

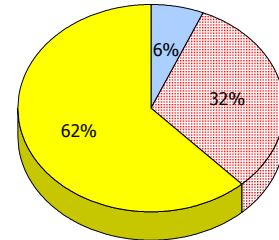
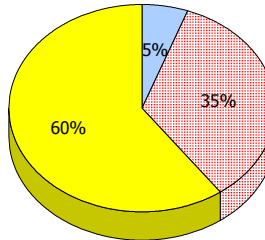
Province

2012
AGR (1)

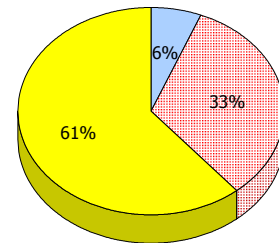
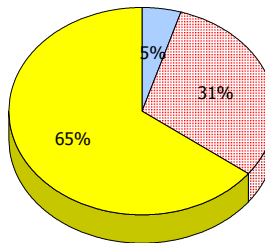
School data with 5 or fewer students withheld for reasons of confidentiality.



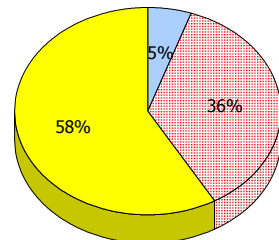
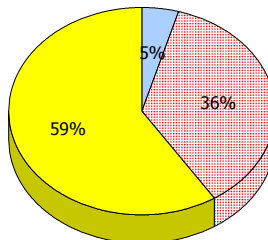
2011
AGR (2)



2010
AGR (2)



2009
AGR (1)



Unknown



Exemption



Not Yet Meeting (1 or 2)



Meeting or Exceeding (3,4,5)

* In some cases, CRT numbers may exceed AGR numbers based on late enrolments. Pie chart is based on the number of students who wrote the CRT.

* Number Operations score is composite of Reasoning, Communication, Connections and Representations, and Problem Solving.


District 2 - Western

School #: 054 St. Lewis Academy

Number Operations

Percentage of students at level 3 or above (2009 - 2012)

School data with 5 or fewer students withheld for reasons of confidentiality.

 School

 District

 Province

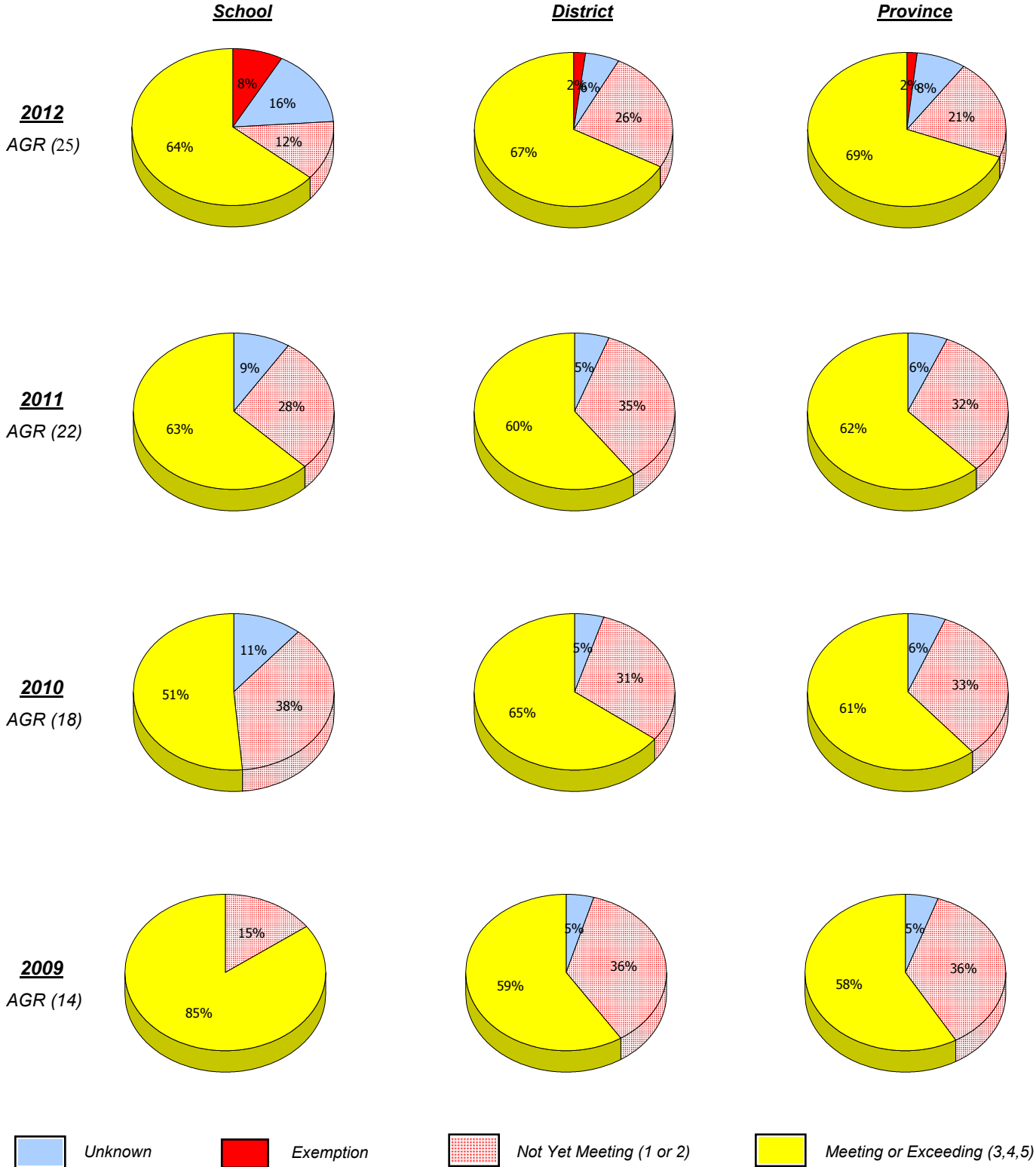
* In some cases, CRT numbers may exceed AGR numbers based on late enrolments. Pie chart is based on the number of students who wrote the CRT.

* Number Operations score is composite of Reasoning, Communication, Connections and Representations, and Problem Solving.

District 2 - Western

School #: 057 St. Peter's Academy

Number Operations



* In some cases, CRT numbers may exceed AGR numbers based on late enrolments. Pie chart is based on the number of students who wrote the CRT.

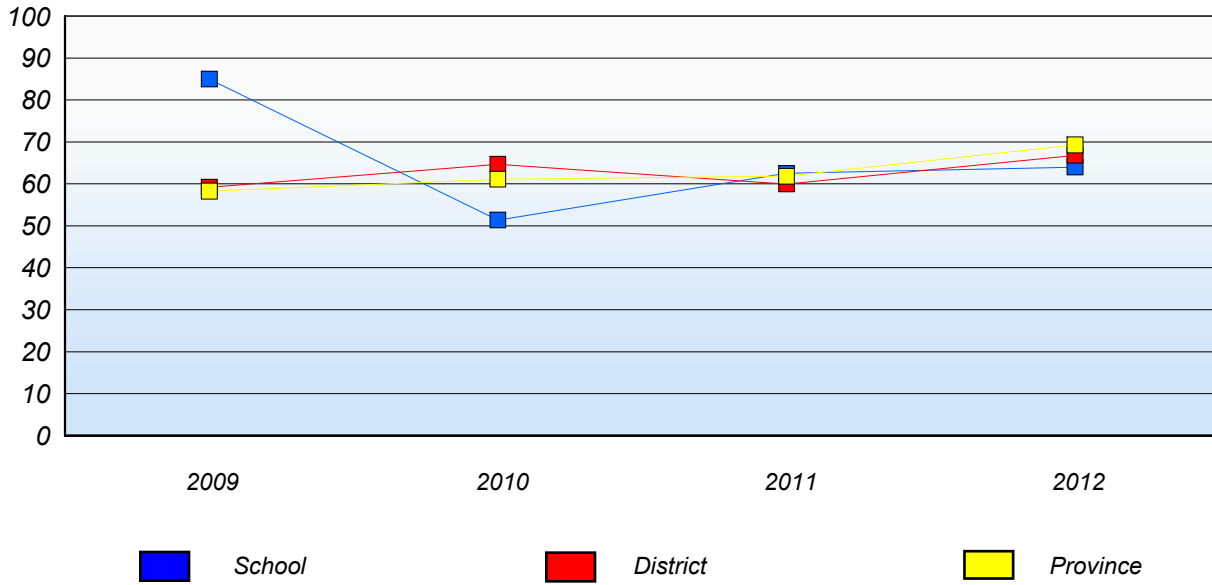
* Number Operations score is composite of Reasoning, Communication, Connections and Representations, and Problem Solving.

Source: Division of Evaluation and Research, Department of Education

District 2 - Western

School #: 057 St. Peter's Academy

Number Operations
Percentage of students at level 3 or above (2009 - 2012)



* In some cases, CRT numbers may exceed AGR numbers based on late enrolments. Pie chart is based on the number of students who wrote the CRT.

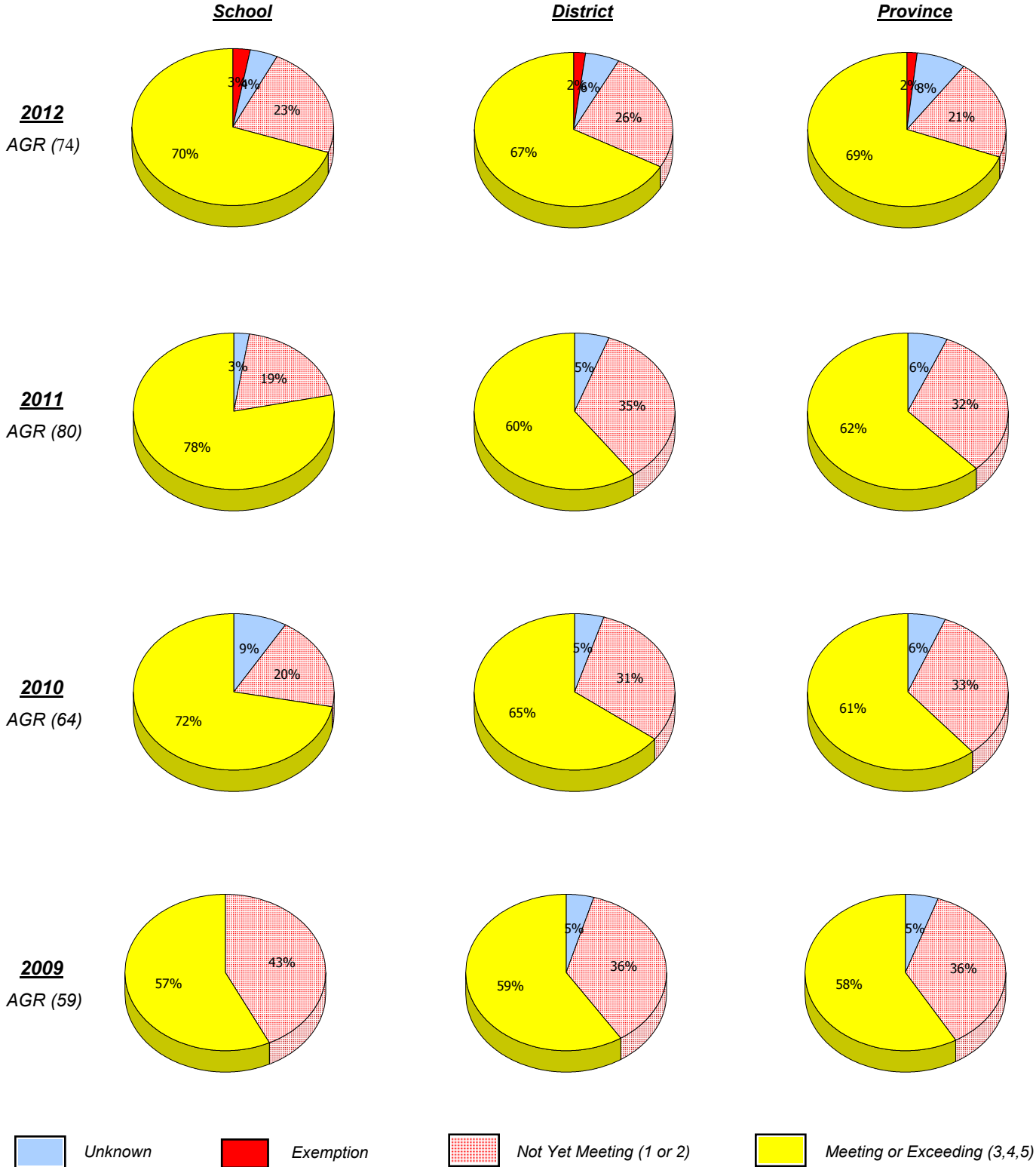
* Number Operations score is composite of Reasoning, Communication, Connections and Representations, and Problem Solving.

Source: Division of Evaluation and Research, Department of Education

District 2 - Western

School #: 060 C.C. Loughlin Elementary

Number Operations



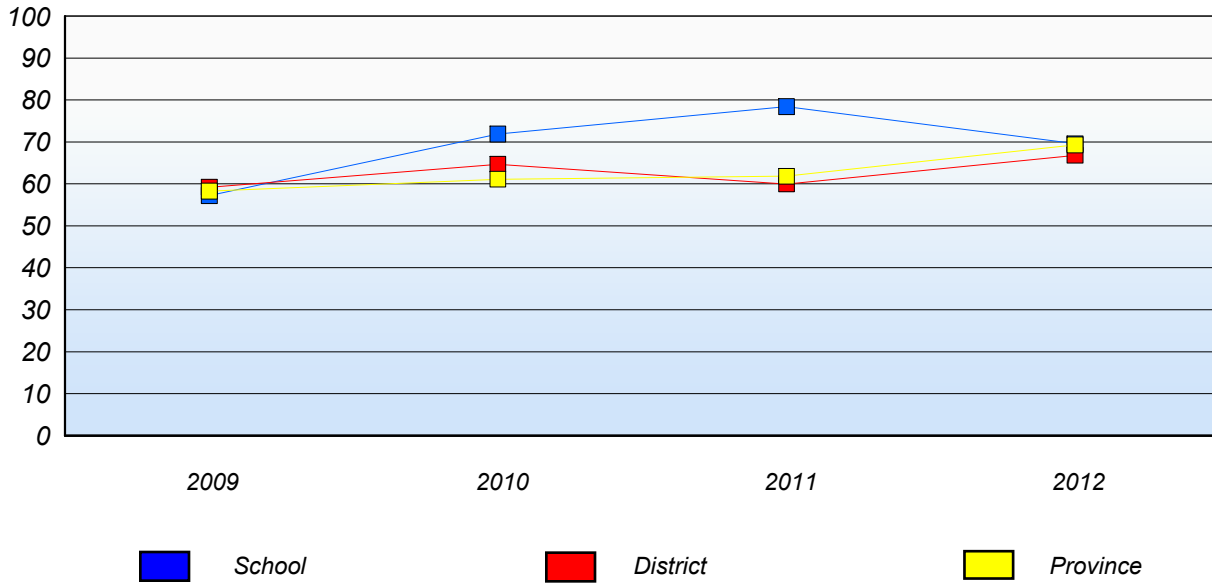
* In some cases, CRT numbers may exceed AGR numbers based on late enrolments. Pie chart is based on the number of students who wrote the CRT.

* Number Operations score is composite of Reasoning, Communication, Connections and Representations, and Problem Solving.

District 2 - Western

School #: 060 C.C. Loughlin Elementary

Number Operations
Percentage of students at level 3 or above (2009 - 2012)



* In some cases, CRT numbers may exceed AGR numbers based on late enrolments. Pie chart is based on the number of students who wrote the CRT.

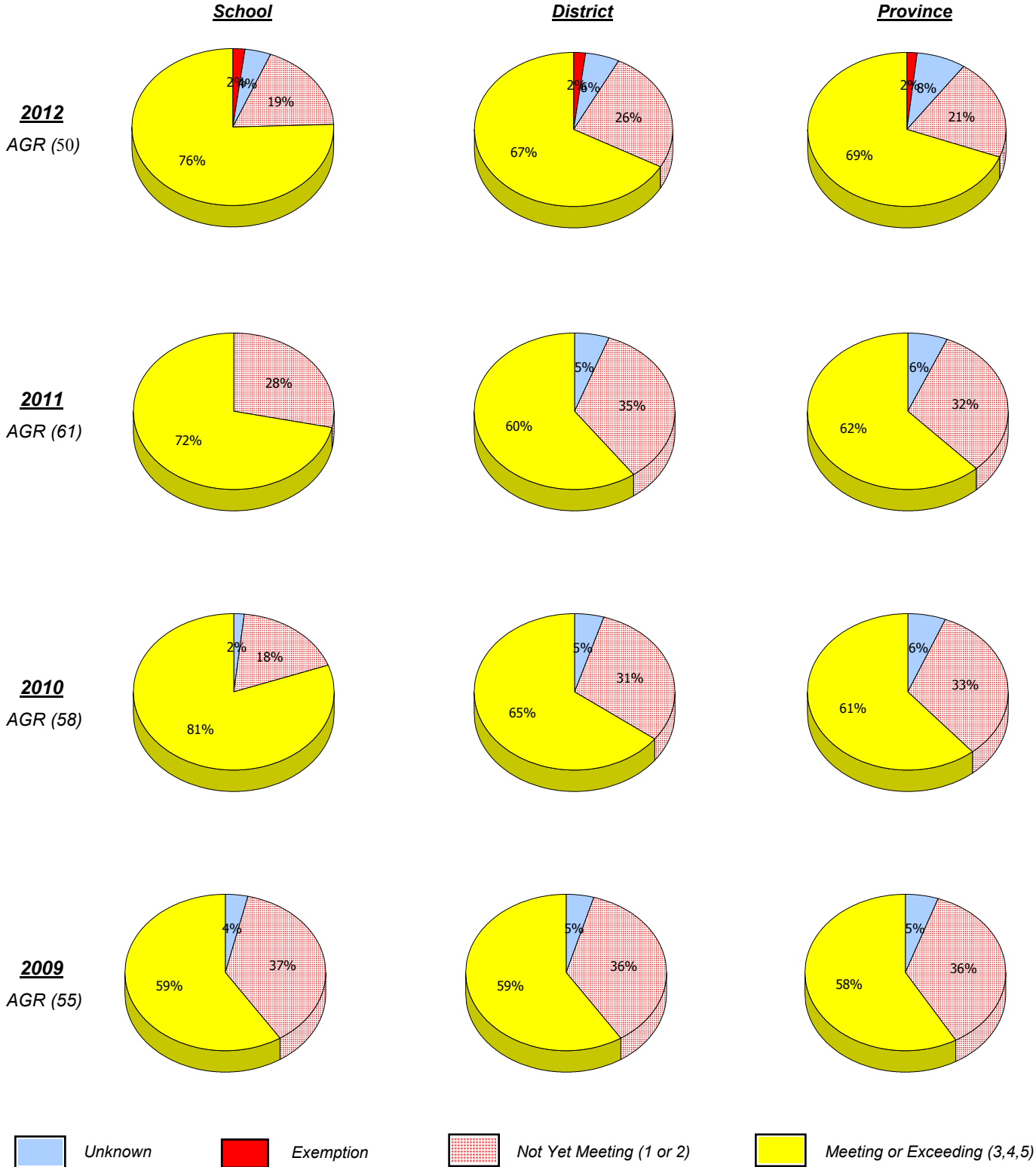
* Number Operations score is composite of Reasoning, Communication, Connections and Representations, and Problem Solving.

Source: Division of Evaluation and Research, Department of Education

District 2 - Western

School #: 065 Humber Elementary

Number Operations



* In some cases, CRT numbers may exceed AGR numbers based on late enrolments. Pie chart is based on the number of students who wrote the CRT.

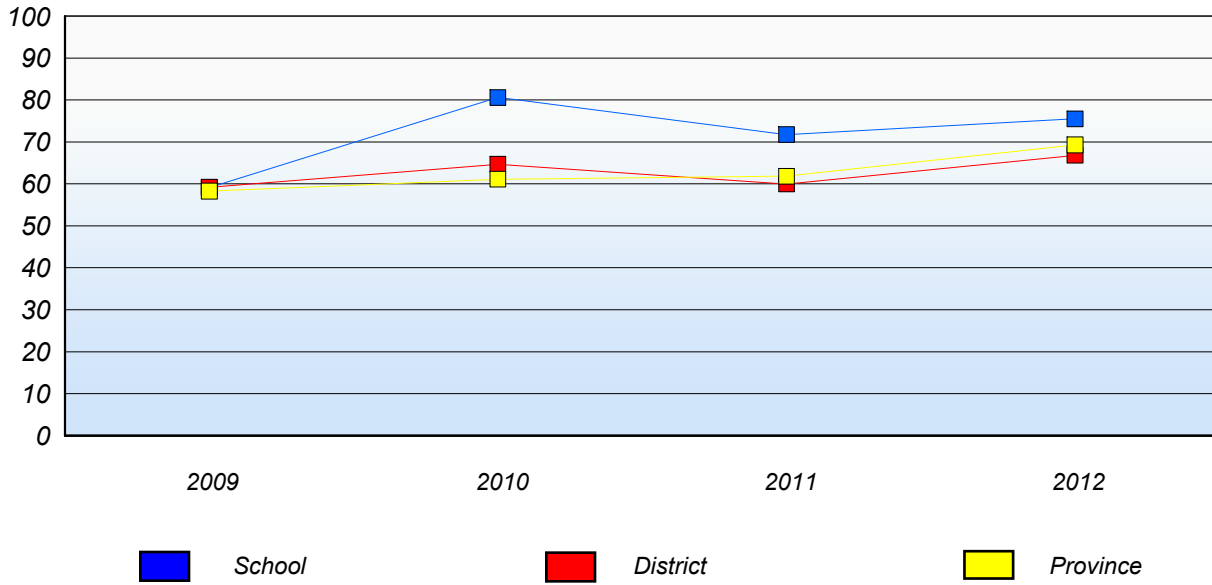
* Number Operations score is composite of Reasoning, Communication, Connections and Representations, and Problem Solving.

Source: Division of Evaluation and Research, Department of Education

District 2 - Western

School #: 065 Humber Elementary

Number Operations
Percentage of students at level 3 or above (2009 - 2012)



* In some cases, CRT numbers may exceed AGR numbers based on late enrolments. Pie chart is based on the number of students who wrote the CRT.

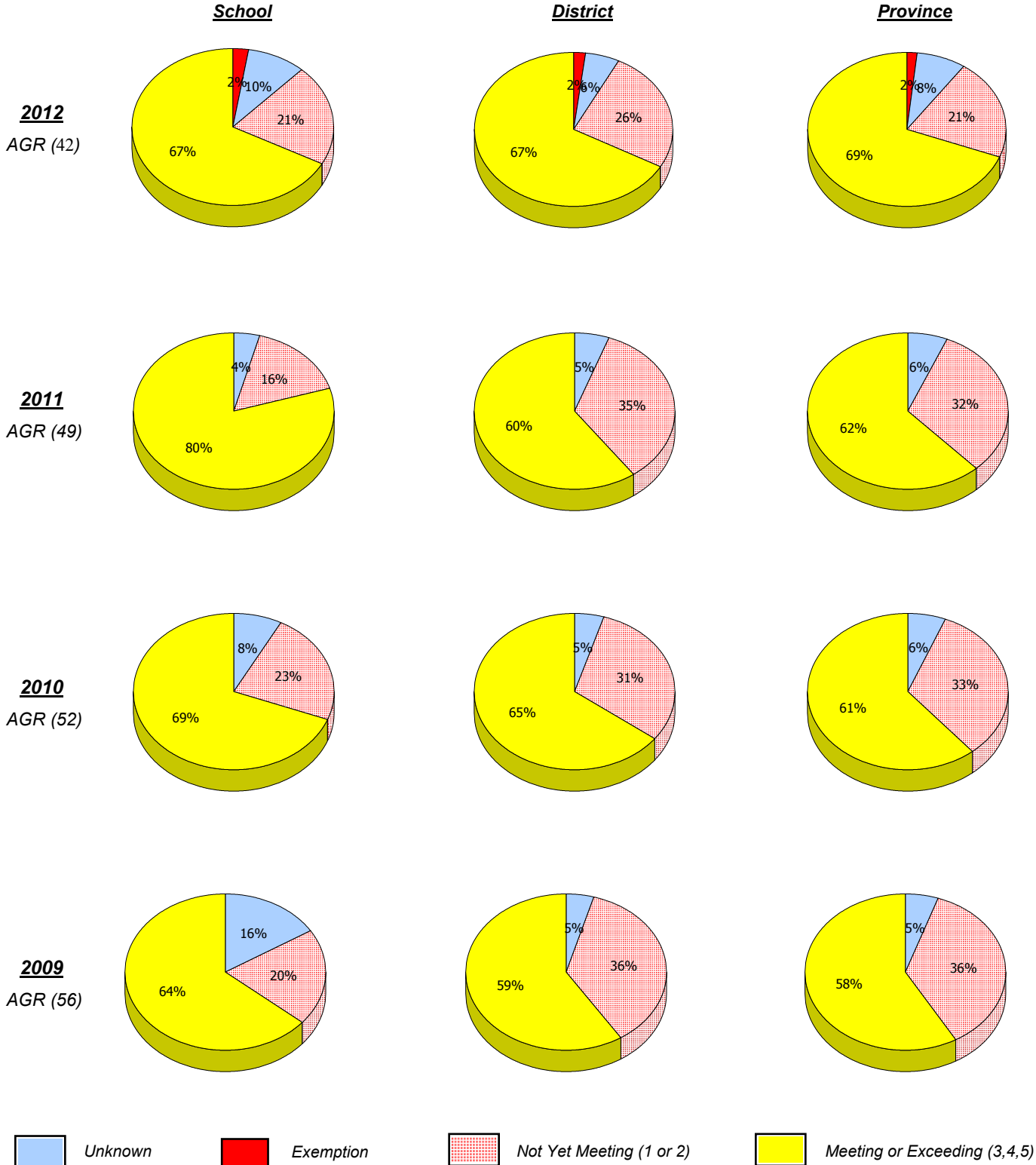
* Number Operations score is composite of Reasoning, Communication, Connections and Representations, and Problem Solving.

Source: Division of Evaluation and Research, Department of Education

District 2 - Western

School #: 066 J.J. Curling Elementary

Number Operations



* In some cases, CRT numbers may exceed AGR numbers based on late enrolments. Pie chart is based on the number of students who wrote the CRT.

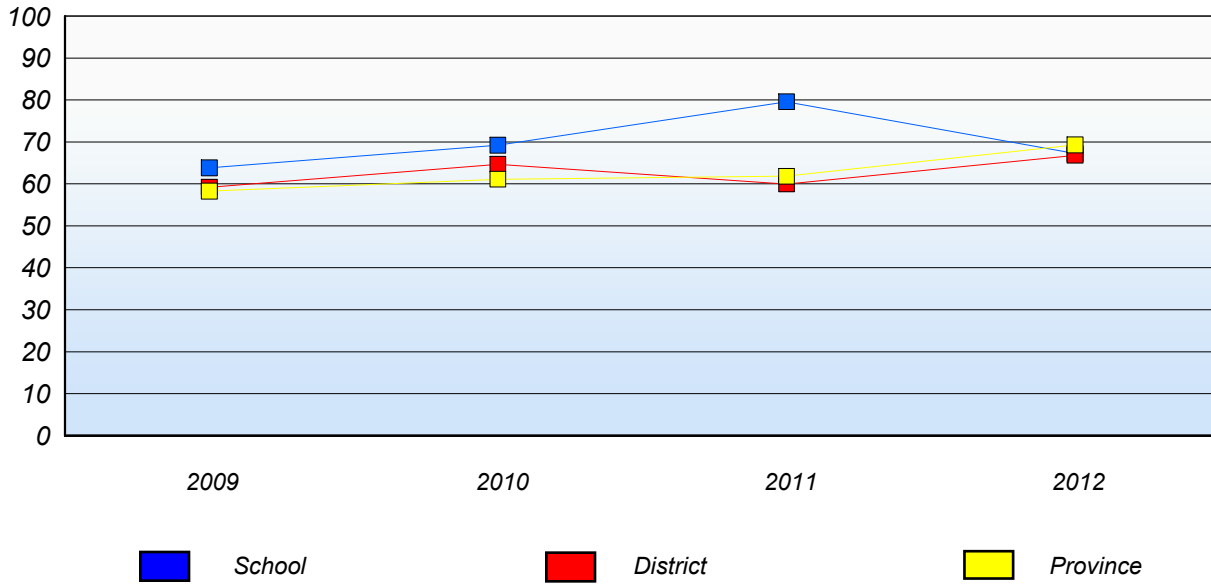
* Number Operations score is composite of Reasoning, Communication, Connections and Representations, and Problem Solving.

Source: Division of Evaluation and Research, Department of Education

District 2 - Western

School #: 066 J.J. Curling Elementary

Number Operations
Percentage of students at level 3 or above (2009 - 2012)



* In some cases, CRT numbers may exceed AGR numbers based on late enrolments. Pie chart is based on the number of students who wrote the CRT.

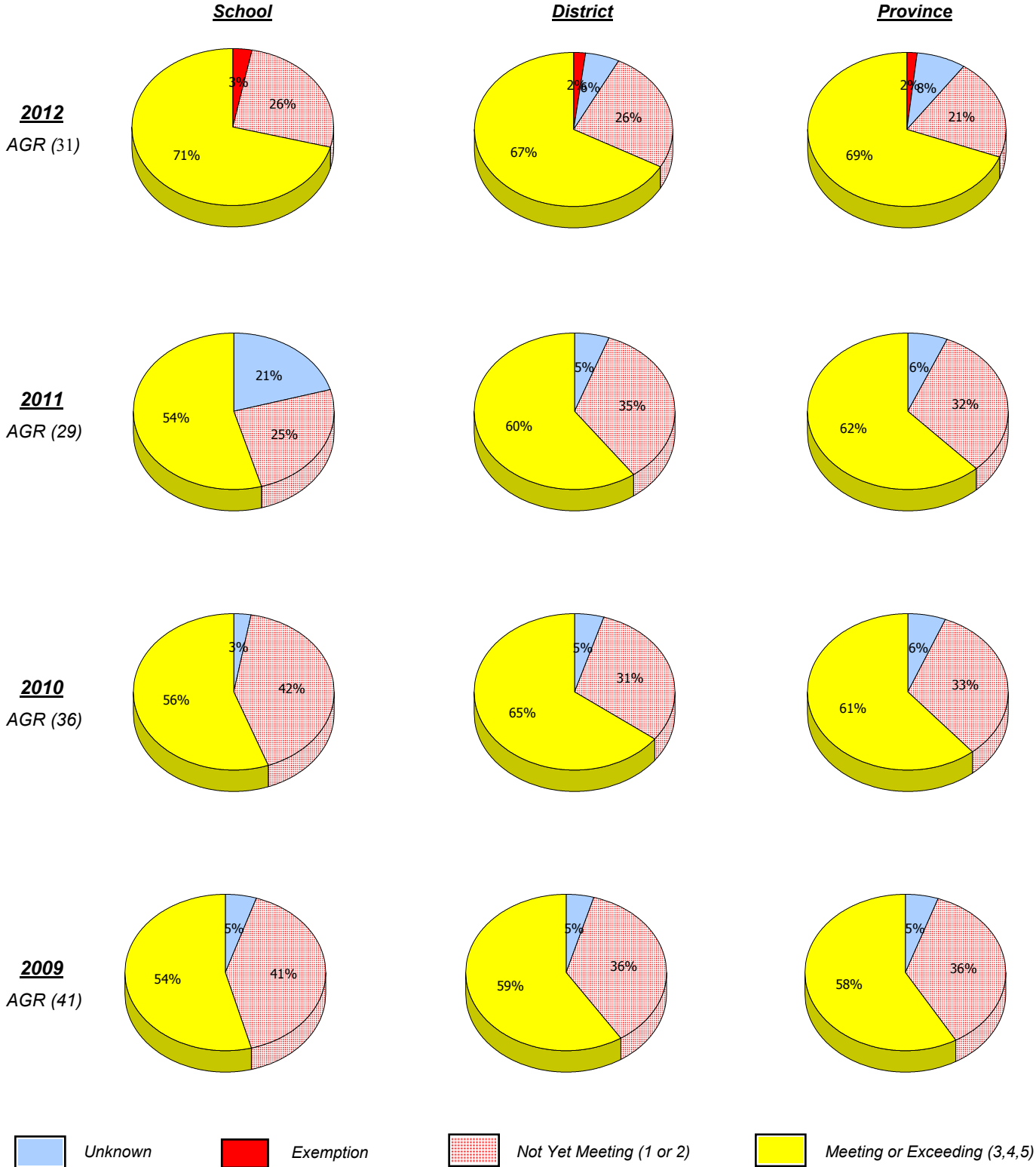
* Number Operations score is composite of Reasoning, Communication, Connections and Representations, and Problem Solving.

Source: Division of Evaluation and Research, Department of Education

District 2 - Western

School #: 069 Sacred Heart Elementary

Number Operations



* In some cases, CRT numbers may exceed AGR numbers based on late enrolments. Pie chart is based on the number of students who wrote the CRT.

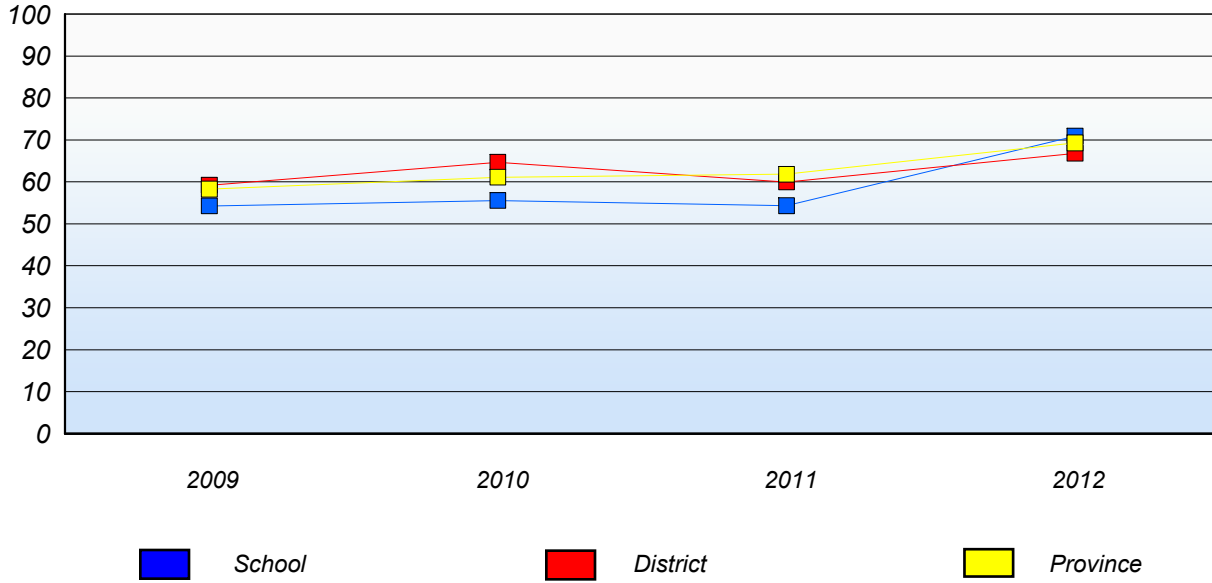
* Number Operations score is composite of Reasoning, Communication, Connections and Representations, and Problem Solving.

Source: Division of Evaluation and Research, Department of Education

District 2 - Western

School #: 069 Sacred Heart Elementary

Number Operations
Percentage of students at level 3 or above (2009 - 2012)



* In some cases, CRT numbers may exceed AGR numbers based on late enrolments. Pie chart is based on the number of students who wrote the CRT.

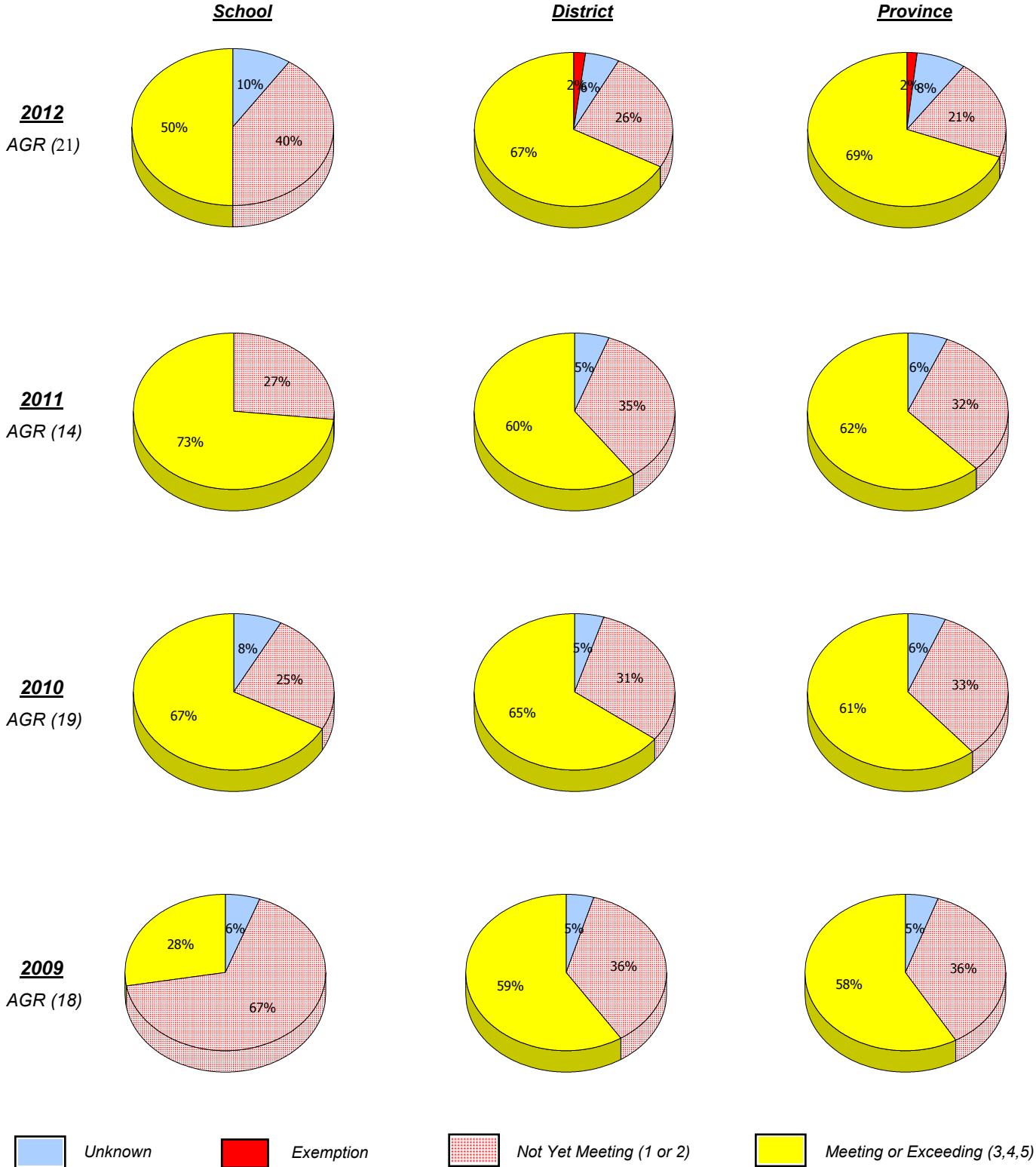
* Number Operations score is composite of Reasoning, Communication, Connections and Representations, and Problem Solving.

Source: Division of Evaluation and Research, Department of Education

District 2 - Western

School #: 070 St. Gerard's Elementary

Number Operations



* In some cases, CRT numbers may exceed AGR numbers based on late enrolments. Pie chart is based on the number of students who wrote the CRT.

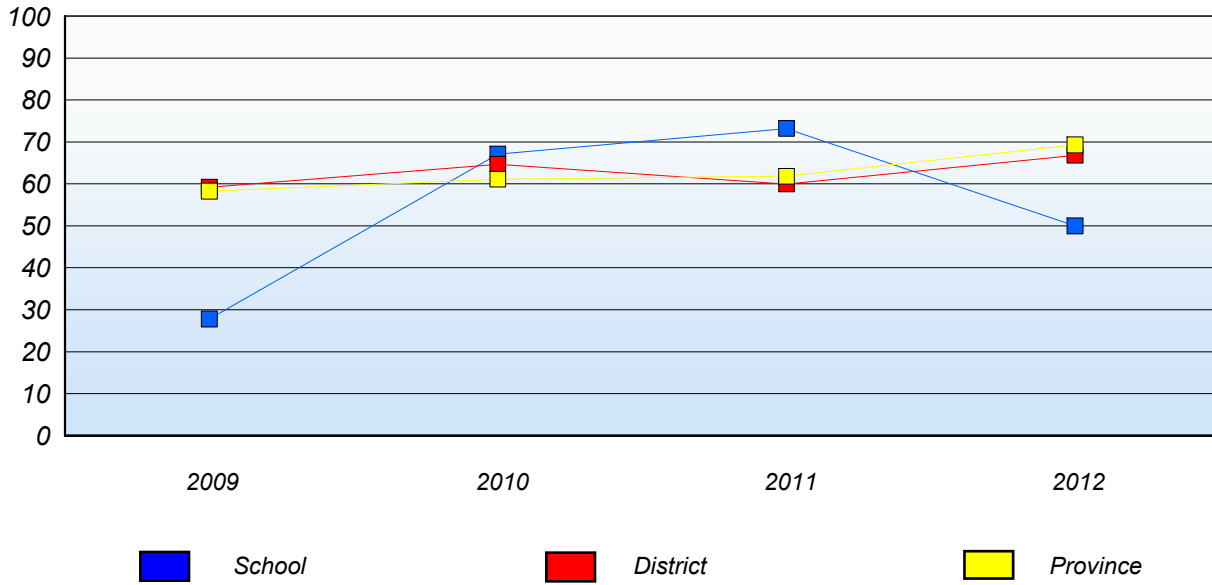
* Number Operations score is composite of Reasoning, Communication, Connections and Representations, and Problem Solving.

Source: Division of Evaluation and Research, Department of Education

District 2 - Western

School #: 070 St. Gerard's Elementary

Number Operations
 Percentage of students at level 3 or above (2009 - 2012)



* In some cases, CRT numbers may exceed AGR numbers based on late enrolments. Pie chart is based on the number of students who wrote the CRT.

* Number Operations score is composite of Reasoning, Communication, Connections and Representations, and Problem Solving.

Source: Division of Evaluation and Research, Department of Education

District 2 - Western

School #: 072 Holy Cross All Grade School

Number Operations

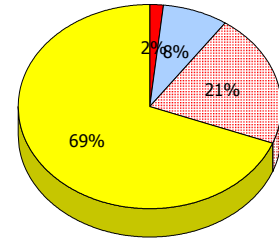
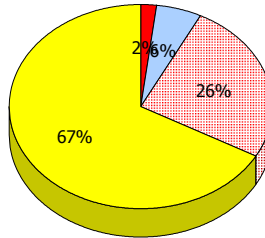
School

District

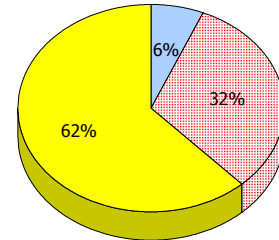
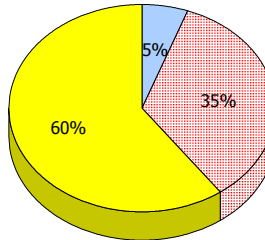
Province

2012
AGR (4)

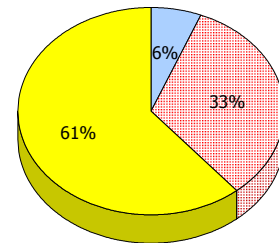
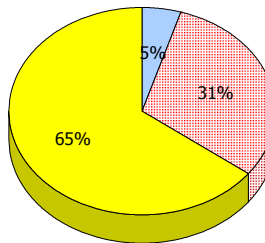
School data with 5 or fewer students withheld for reasons of confidentiality.



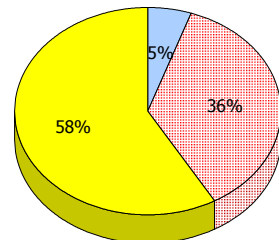
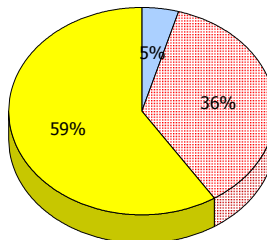
2011
AGR (2)



2010
AGR (2)



2009
AGR (3)



Unknown



Exemption



Not Yet Meeting (1 or 2)



Meeting or Exceeding (3,4,5)

* In some cases, CRT numbers may exceed AGR numbers based on late enrolments. Pie chart is based on the number of students who wrote the CRT.

* Number Operations score is composite of Reasoning, Communication, Connections and Representations, and Problem Solving.


District 2 - Western

School #: 072 Holy Cross All Grade School

Number Operations

Percentage of students at level 3 or above (2009 - 2012)

School data with 5 or fewer students withheld for reasons of confidentiality.

 School

 District

 Province

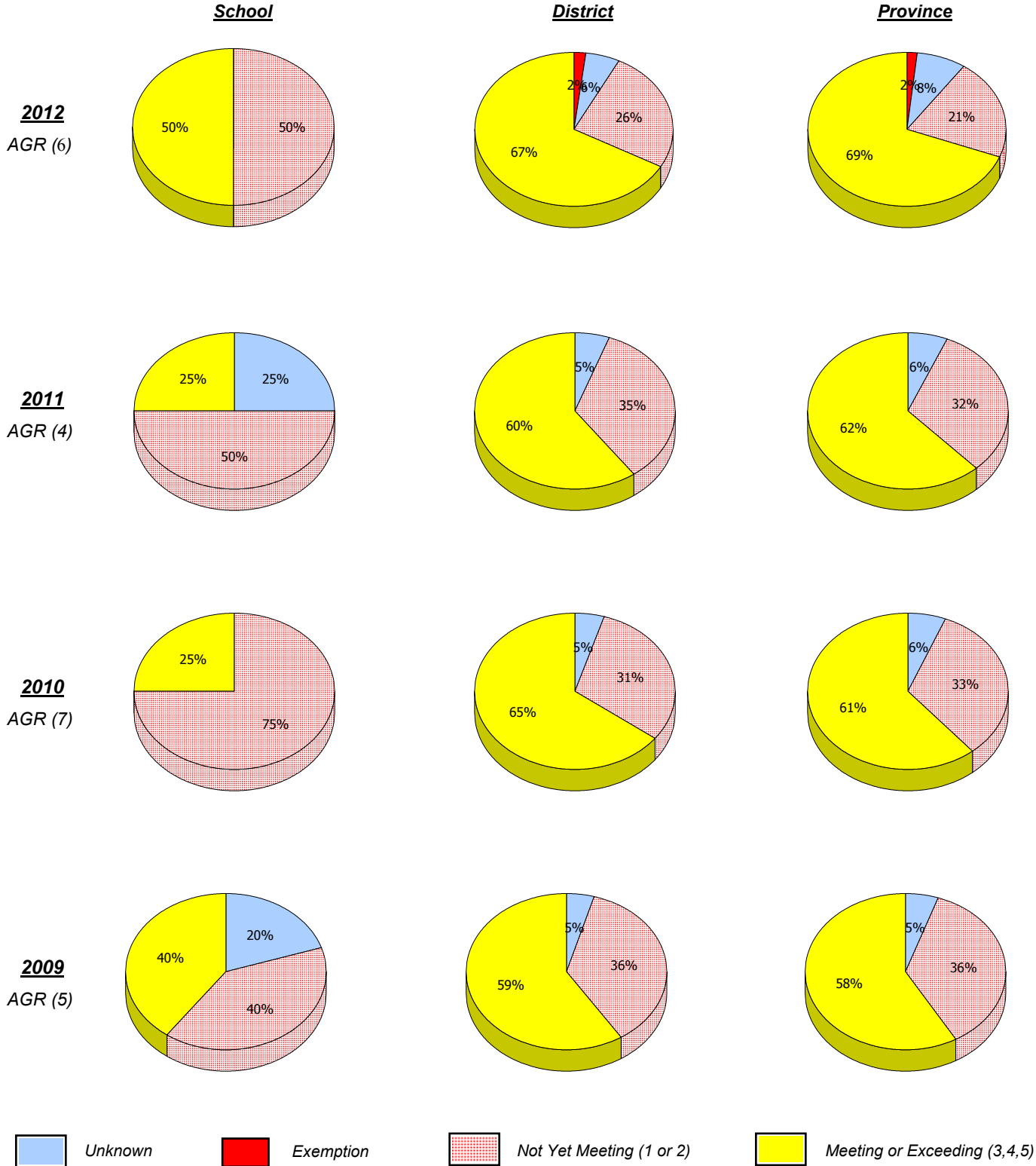
* In some cases, CRT numbers may exceed AGR numbers based on late enrolments. Pie chart is based on the number of students who wrote the CRT.

* Number Operations score is composite of Reasoning, Communication, Connections and Representations, and Problem Solving.

District 2 - Western

School #: 075 Hampden Academy

Number Operations



* In some cases, CRT numbers may exceed AGR numbers based on late enrolments. Pie chart is based on the number of students who wrote the CRT.

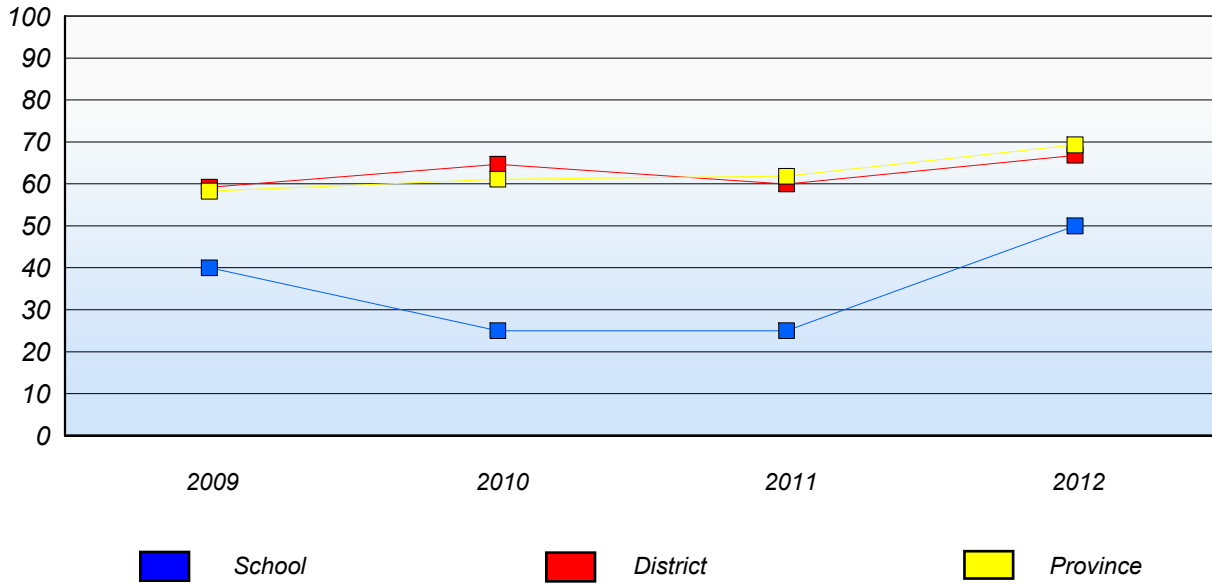
* Number Operations score is composite of Reasoning, Communication, Connections and Representations, and Problem Solving.

Source: Division of Evaluation and Research, Department of Education

District 2 - Western

School #: 075 Hampden Academy

Number Operations
Percentage of students at level 3 or above (2009 - 2012)



* In some cases, CRT numbers may exceed AGR numbers based on late enrolments. Pie chart is based on the number of students who wrote the CRT.

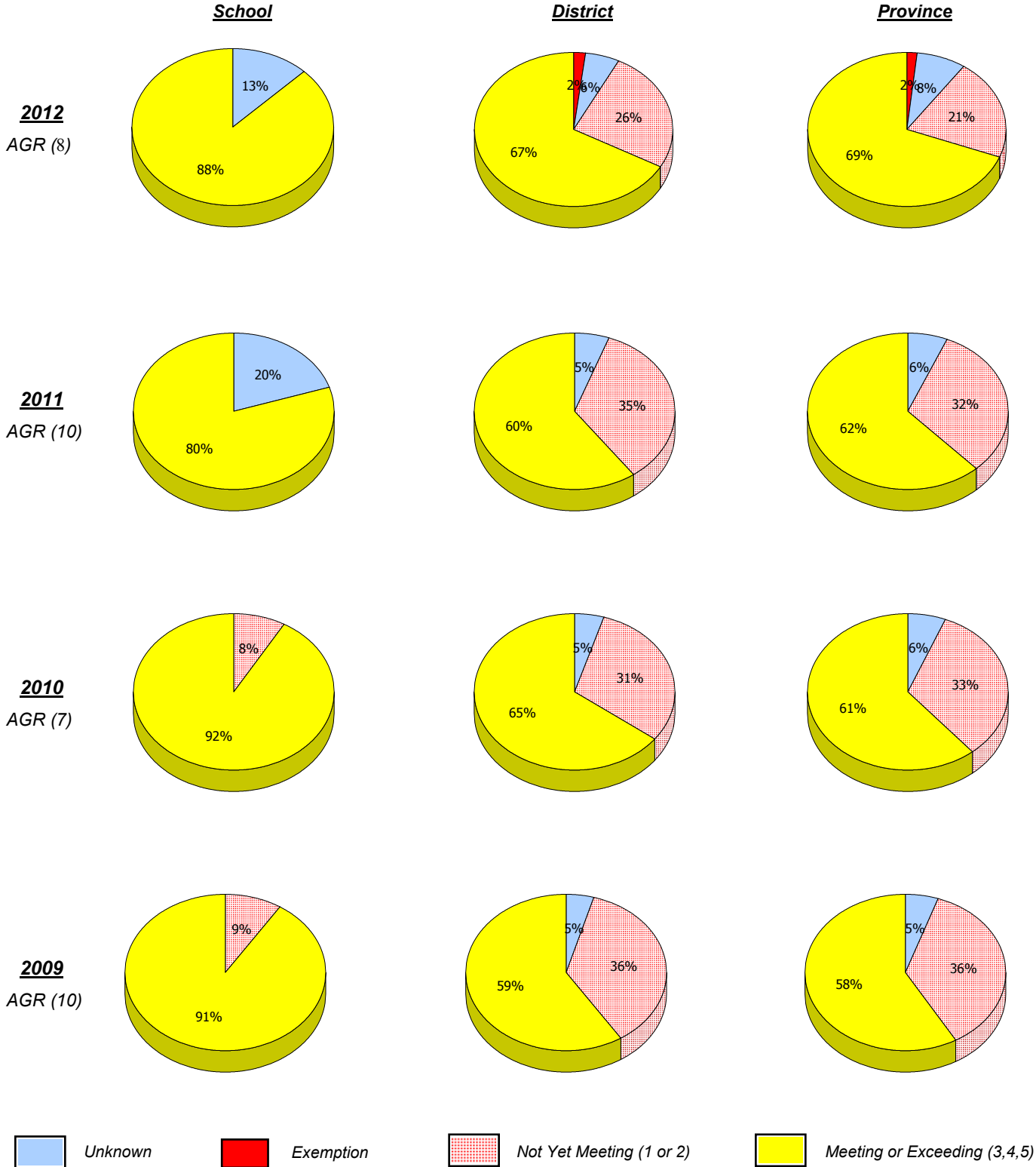
* Number Operations score is composite of Reasoning, Communication, Connections and Representations, and Problem Solving.

Source: Division of Evaluation and Research, Department of Education

District 2 - Western

School #: 079 St. James All Grade

Number Operations



* In some cases, CRT numbers may exceed AGR numbers based on late enrolments. Pie chart is based on the number of students who wrote the CRT.

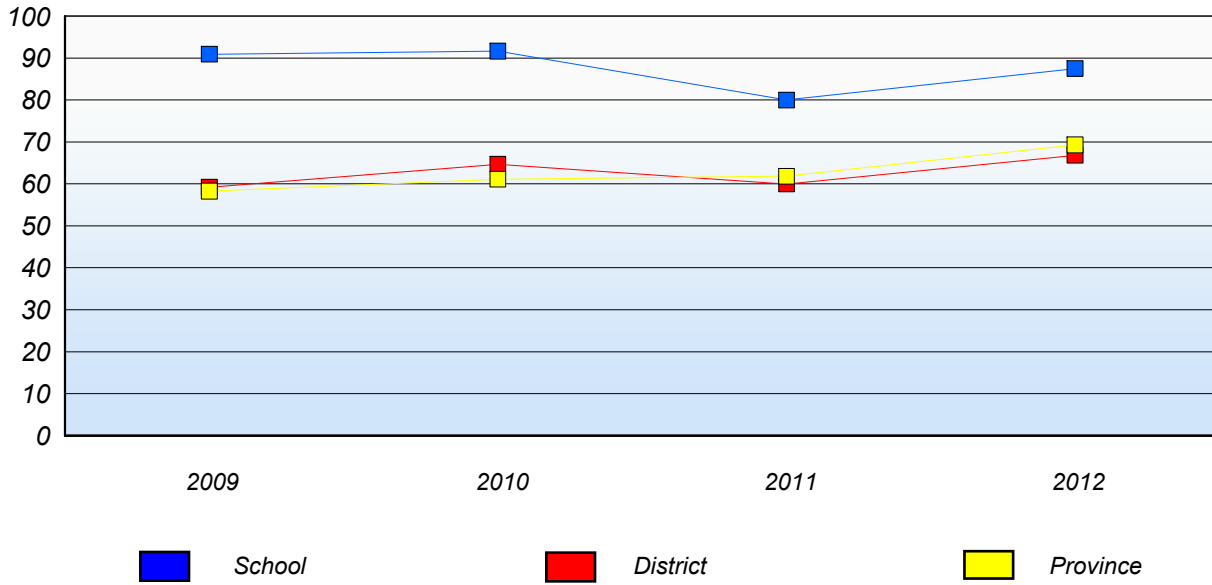
* Number Operations score is composite of Reasoning, Communication, Connections and Representations, and Problem Solving.

Source: Division of Evaluation and Research, Department of Education

District 2 - Western

School #: 079 St. James All Grade

Number Operations
Percentage of students at level 3 or above (2009 - 2012)



* In some cases, CRT numbers may exceed AGR numbers based on late enrolments. Pie chart is based on the number of students who wrote the CRT.

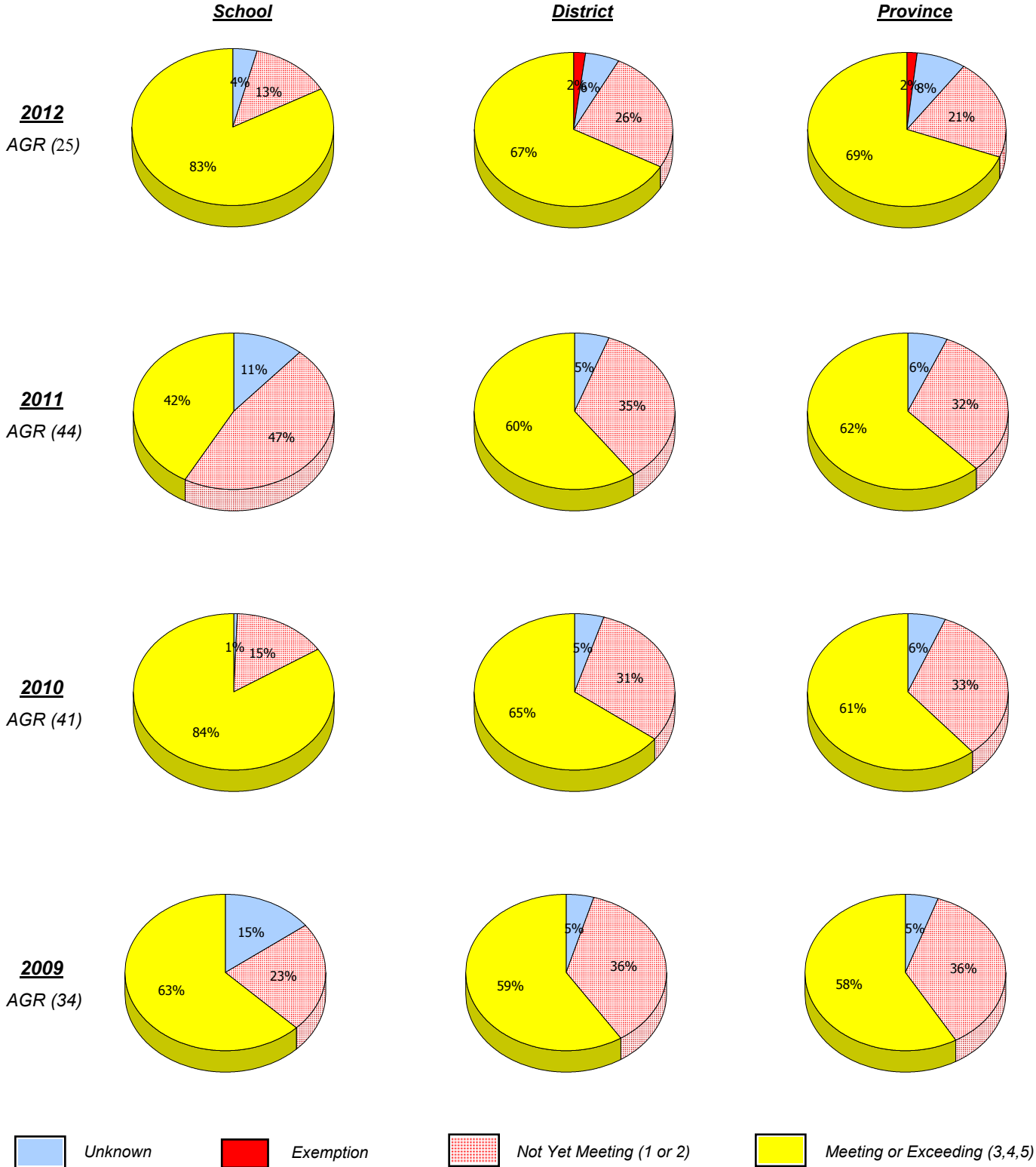
* Number Operations score is composite of Reasoning, Communication, Connections and Representations, and Problem Solving.

Source: Division of Evaluation and Research, Department of Education

District 2 - Western

School #: 080 Templeton Academy

Number Operations



* In some cases, CRT numbers may exceed AGR numbers based on late enrolments. Pie chart is based on the number of students who wrote the CRT.

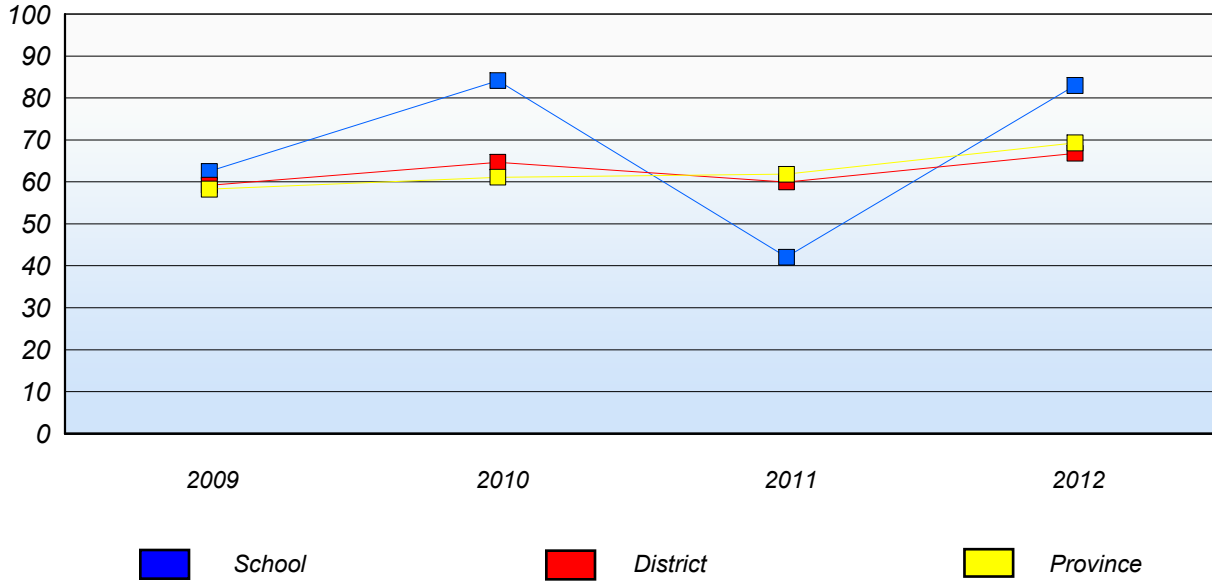
* Number Operations score is composite of Reasoning, Communication, Connections and Representations, and Problem Solving.

Source: Division of Evaluation and Research, Department of Education

District 2 - Western

School #: 080 Templeton Academy

Number Operations
Percentage of students at level 3 or above (2009 - 2012)



* In some cases, CRT numbers may exceed AGR numbers based on late enrolments. Pie chart is based on the number of students who wrote the CRT.

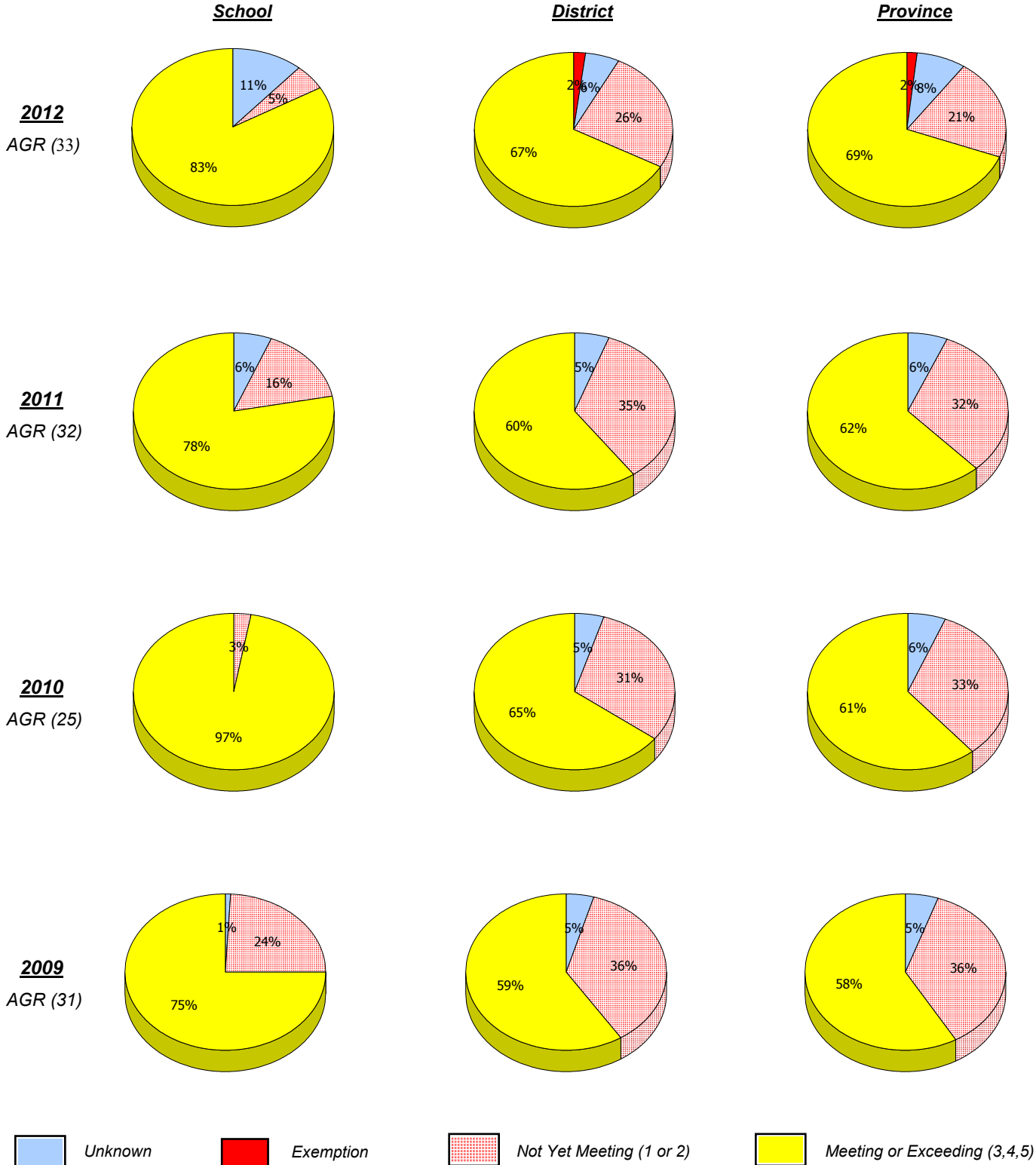
* Number Operations score is composite of Reasoning, Communication, Connections and Representations, and Problem Solving.

Source: Division of Evaluation and Research, Department of Education

District 2 - Western

School #: 082 Pasadena Elementary School

Number Operations



* In some cases, CRT numbers may exceed AGR numbers based on late enrolments. Pie chart is based on the number of students who wrote the CRT.

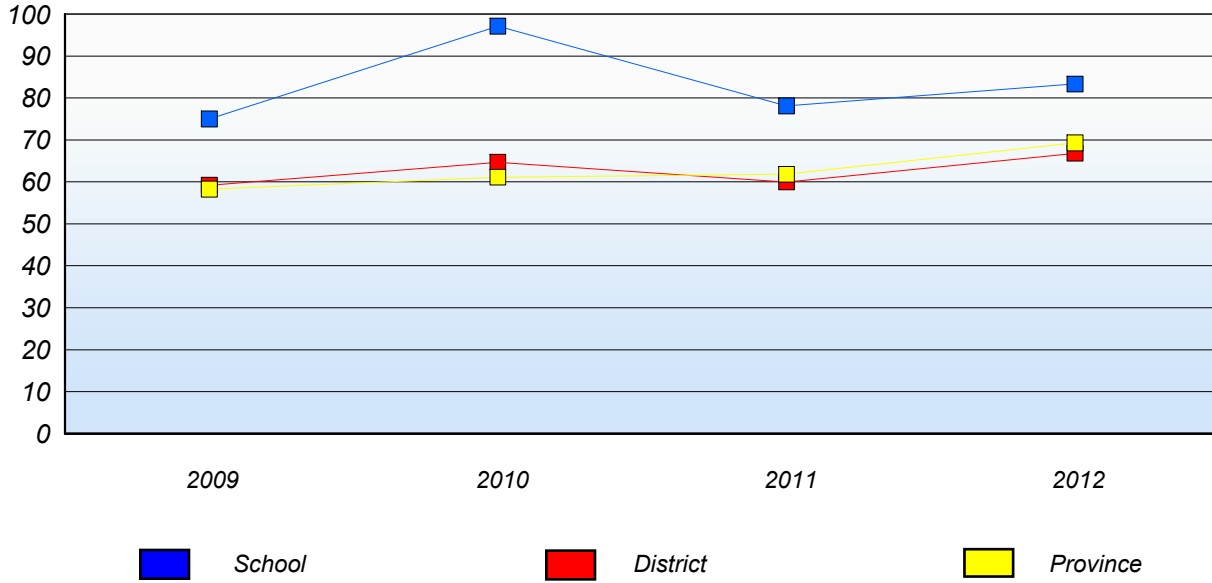
* Number Operations score is composite of Reasoning, Communication, Connections and Representations, and Problem Solving.

Source: Division of Evaluation and Research, Department of Education

District 2 - Western

School #: 082 Pasadena Elementary School

Number Operations
Percentage of students at level 3 or above (2009 - 2012)



* In some cases, CRT numbers may exceed AGR numbers based on late enrolments. Pie chart is based on the number of students who wrote the CRT.

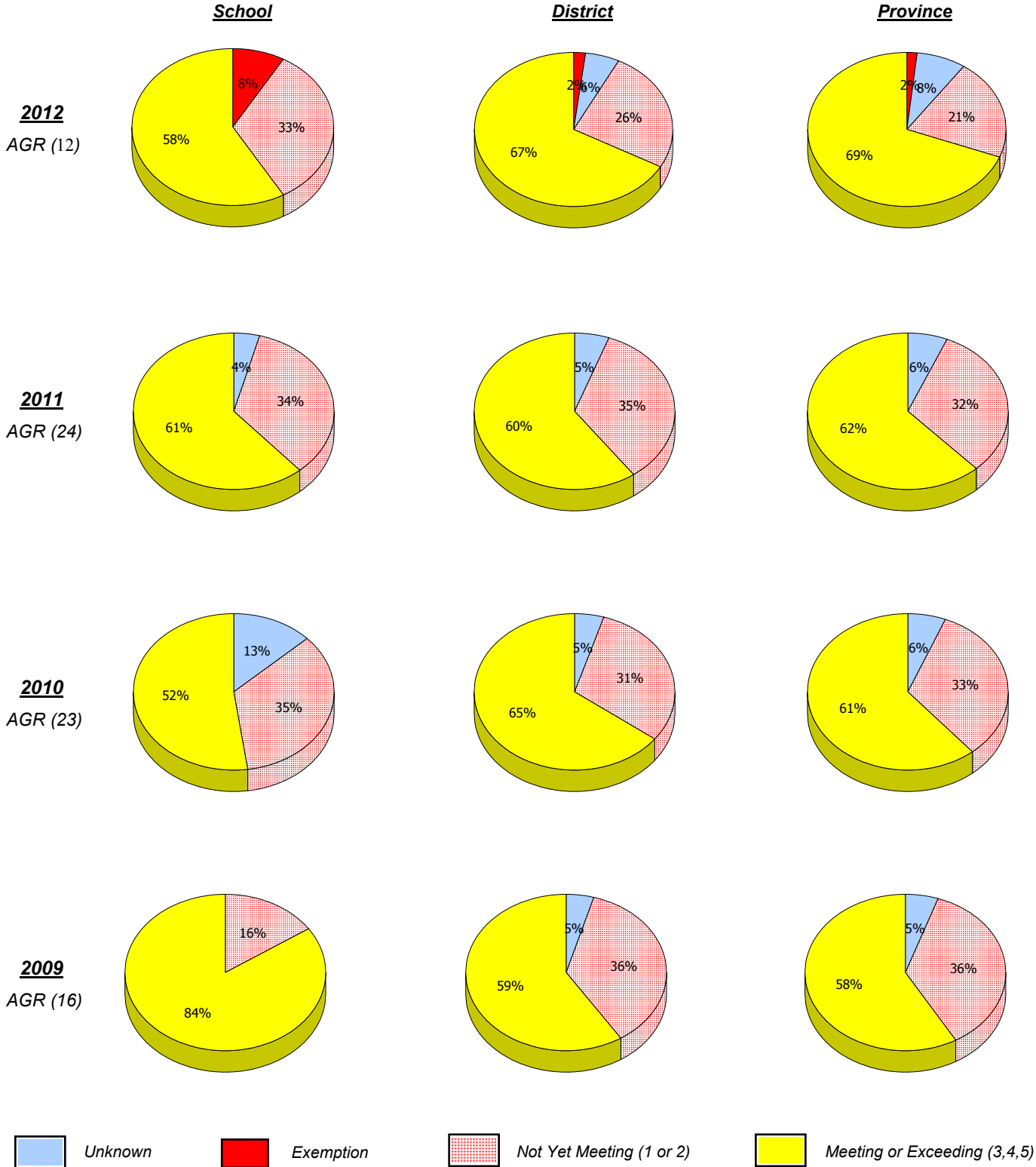
* Number Operations score is composite of Reasoning, Communication, Connections and Representations, and Problem Solving.

Source: Division of Evaluation and Research, Department of Education

District 2 - Western

School #: 086 Gros Morne Academy

Number Operations



* In some cases, CRT numbers may exceed AGR numbers based on late enrolments. Pie chart is based on the number of students who wrote the CRT.

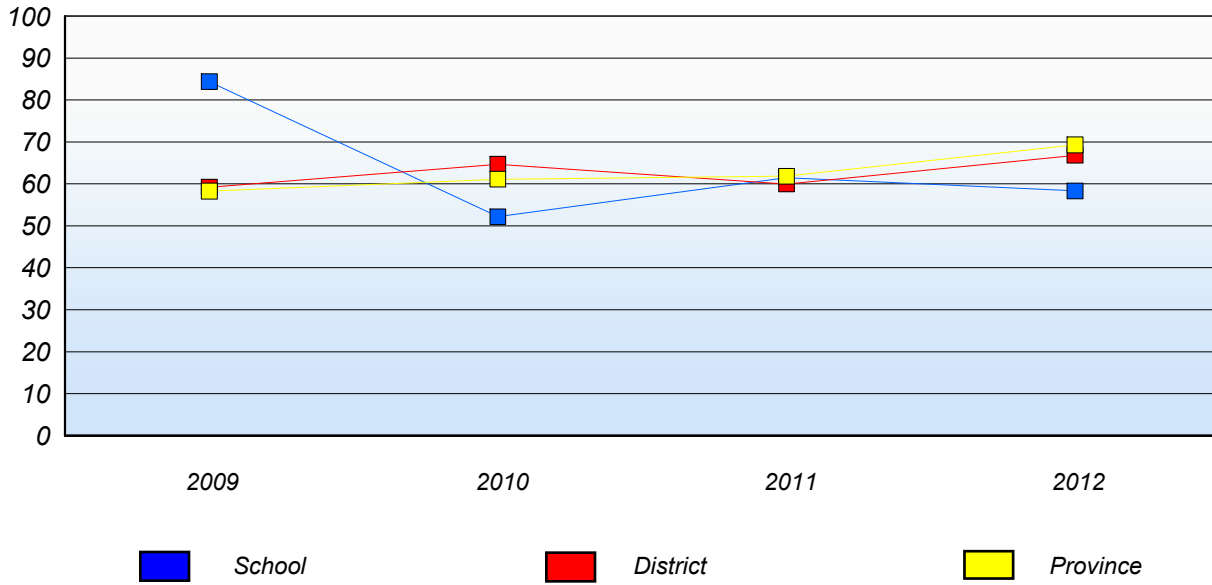
* Number Operations score is composite of Reasoning, Communication, Connections and Representations, and Problem Solving.

Source: Division of Evaluation and Research, Department of Education

District 2 - Western

School #: 086 Gros Morne Academy

Number Operations
Percentage of students at level 3 or above (2009 - 2012)



* In some cases, CRT numbers may exceed AGR numbers based on late enrolments. Pie chart is based on the number of students who wrote the CRT.

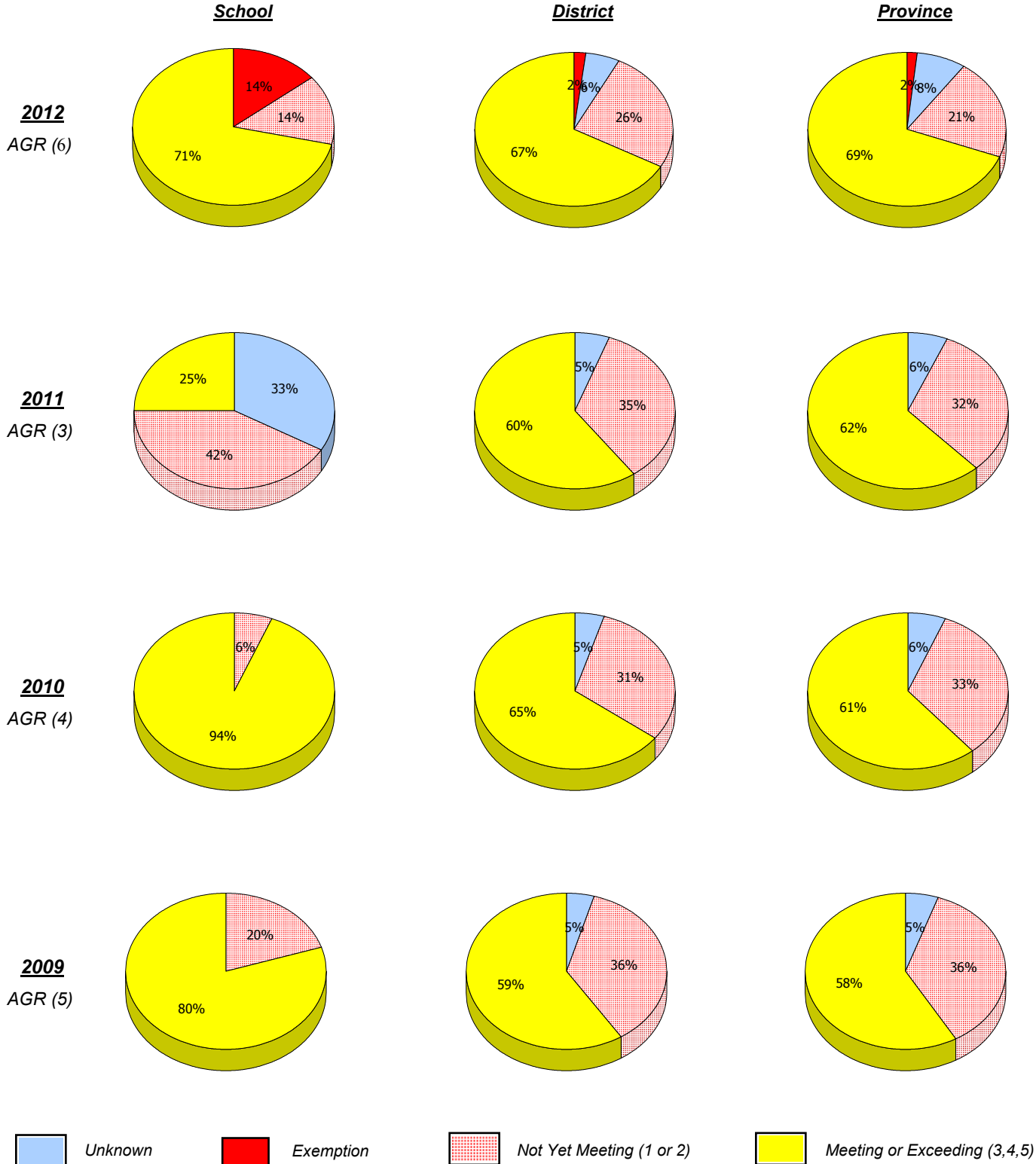
* Number Operations score is composite of Reasoning, Communication, Connections and Representations, and Problem Solving.

Source: Division of Evaluation and Research, Department of Education

District 2 - Western

School #: 088 Main River Academy

Number Operations



* In some cases, CRT numbers may exceed AGR numbers based on late enrolments. Pie chart is based on the number of students who wrote the CRT.

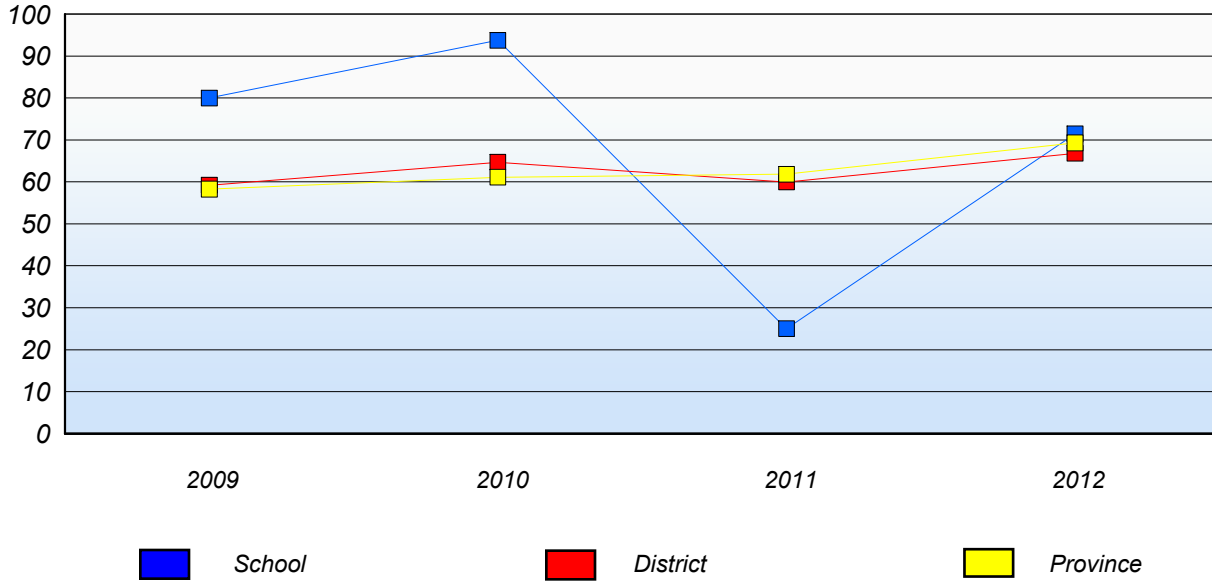
* Number Operations score is composite of Reasoning, Communication, Connections and Representations, and Problem Solving.

Source: Division of Evaluation and Research, Department of Education

District 2 - Western

School #: 088 Main River Academy

Number Operations
Percentage of students at level 3 or above (2009 - 2012)



* In some cases, CRT numbers may exceed AGR numbers based on late enrolments. Pie chart is based on the number of students who wrote the CRT.

* Number Operations score is composite of Reasoning, Communication, Connections and Representations, and Problem Solving.

Source: Division of Evaluation and Research, Department of Education

District 2 - Western

School #: 089 Jakeman All Grade

Number Operations

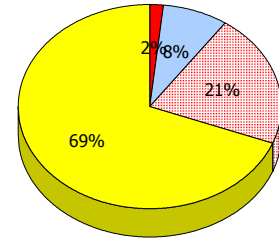
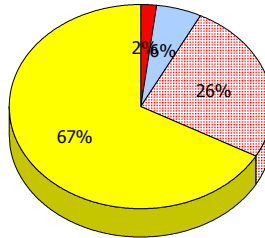
School

District

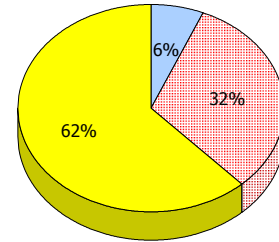
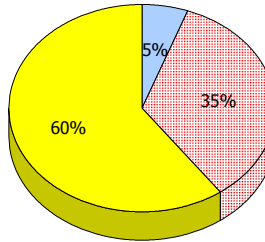
Province

2012
AGR (3)

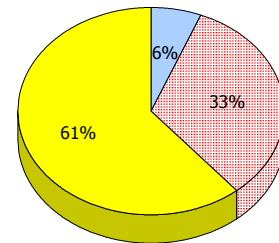
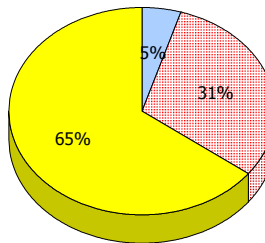
School data with 5 or fewer
students withheld for reasons
of confidentiality.



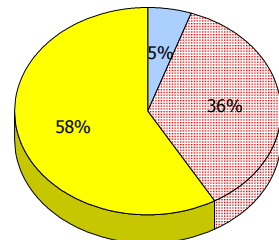
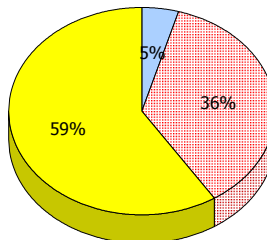
2011
AGR (7)



2010
AGR (4)



2009
AGR (10)



Unknown



Exemption



Not Yet Meeting (1 or 2)



Meeting or Exceeding (3,4,5)

* In some cases, CRT numbers may exceed AGR numbers based on late enrolments. Pie chart is based on the number of students who wrote the CRT.

* Number Operations score is composite of Reasoning, Communication, Connections and Representations, and Problem Solving.


District 2 - Western

School #: 089 Jakeman All Grade

Number Operations

Percentage of students at level 3 or above (2009 - 2012)

School data with 5 or fewer students withheld for reasons of confidentiality.

 School

 District

 Province

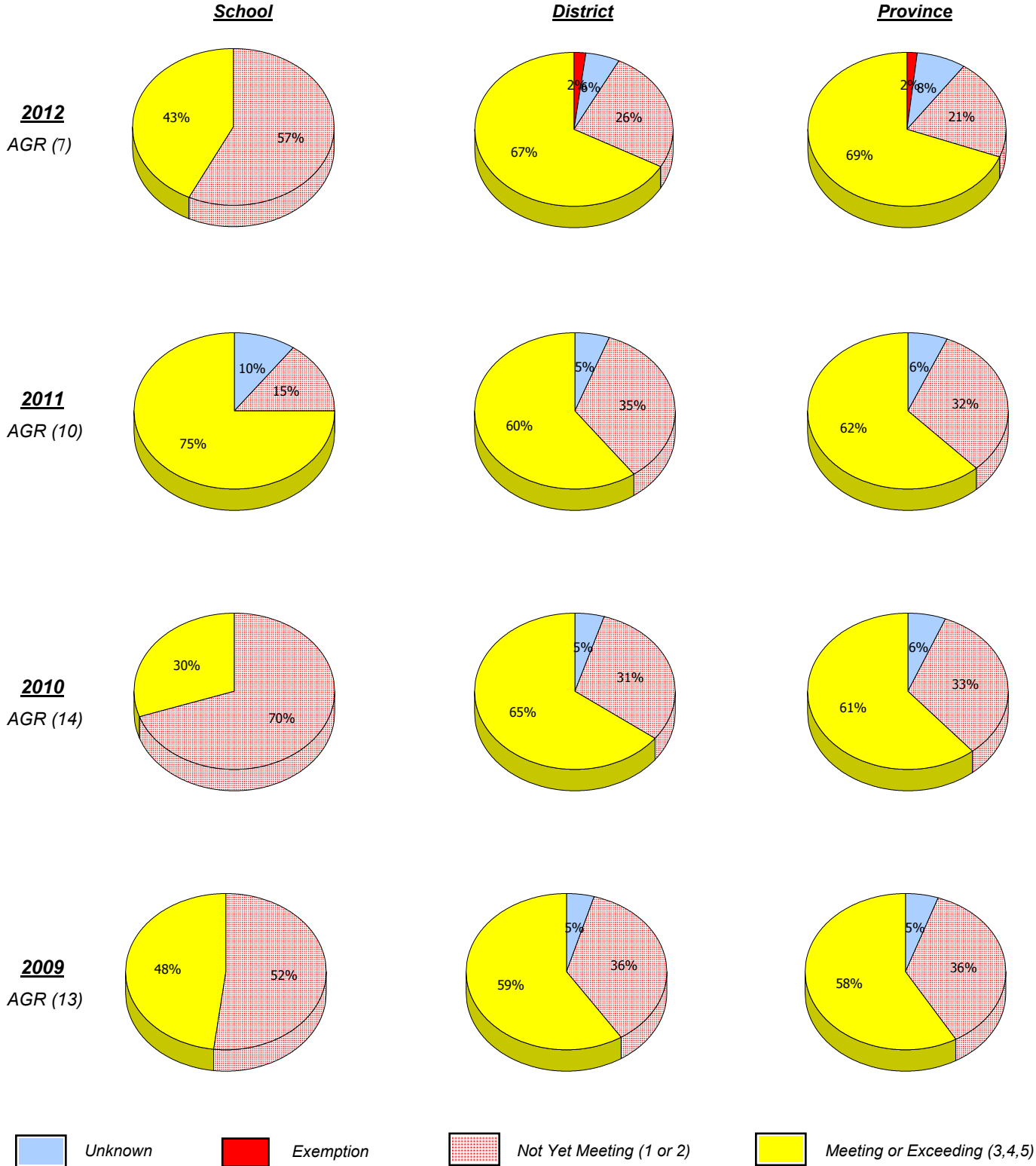
* In some cases, CRT numbers may exceed AGR numbers based on late enrolments. Pie chart is based on the number of students who wrote the CRT.

* Number Operations score is composite of Reasoning, Communication, Connections and Representations, and Problem Solving.

District 2 - Western

School #: 091 Burgeo Academy

Number Operations



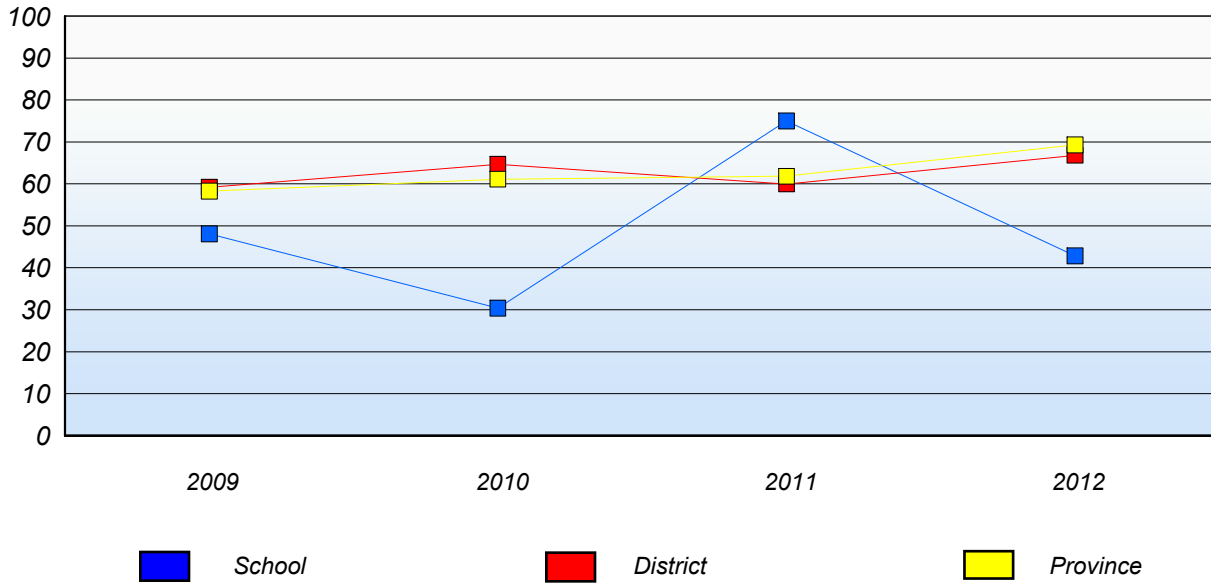
* In some cases, CRT numbers may exceed AGR numbers based on late enrolments. Pie chart is based on the number of students who wrote the CRT.

* Number Operations score is composite of Reasoning, Communication, Connections and Representations, and Problem Solving.

District 2 - Western

School #: 091 Burgeo Academy

Number Operations
Percentage of students at level 3 or above (2009 - 2012)



* In some cases, CRT numbers may exceed AGR numbers based on late enrolments. Pie chart is based on the number of students who wrote the CRT.

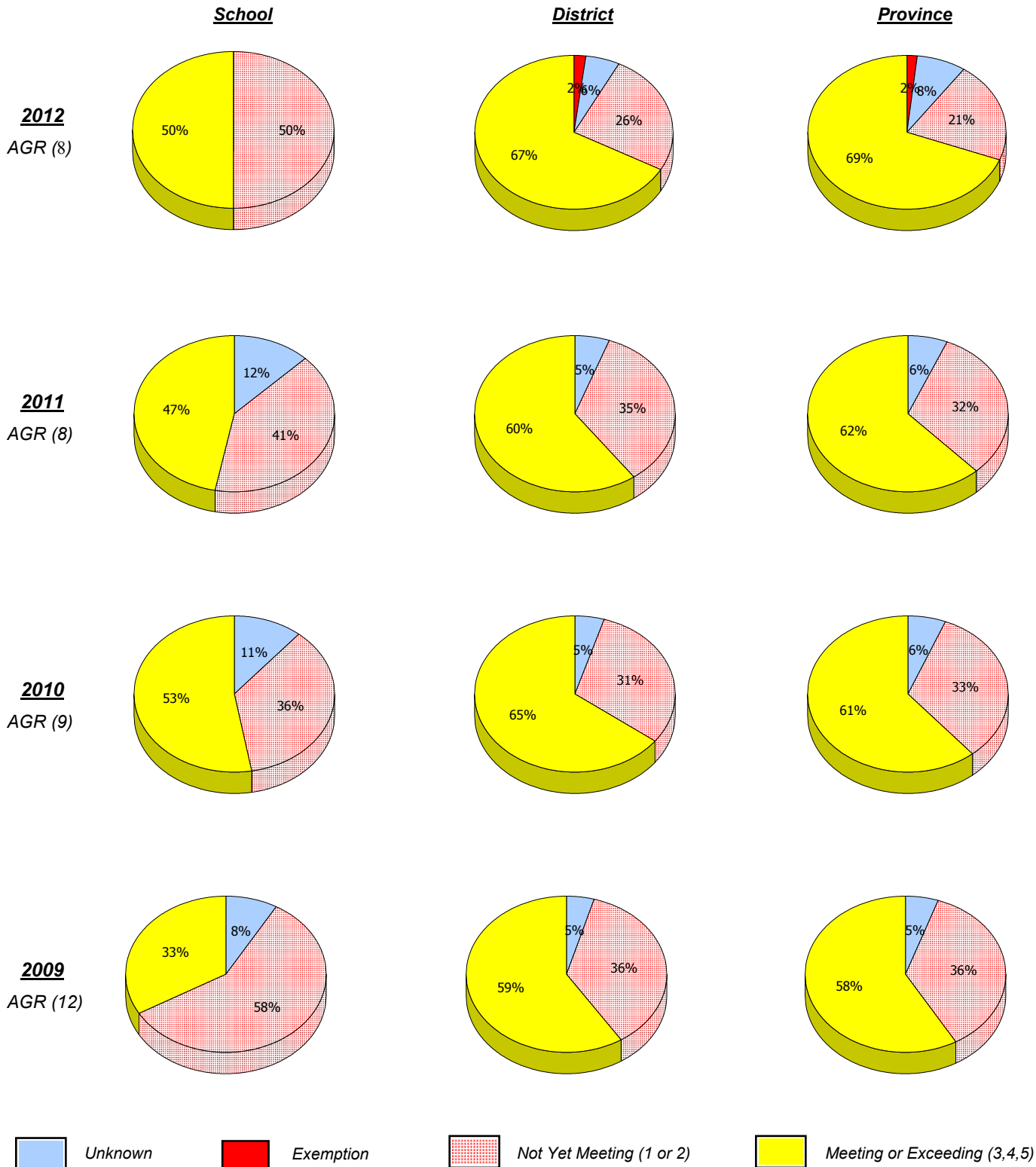
* Number Operations score is composite of Reasoning, Communication, Connections and Representations, and Problem Solving.

Source: Division of Evaluation and Research, Department of Education

District 2 - Western

School #: 092 Grandy's River Collegiate

Number Operations



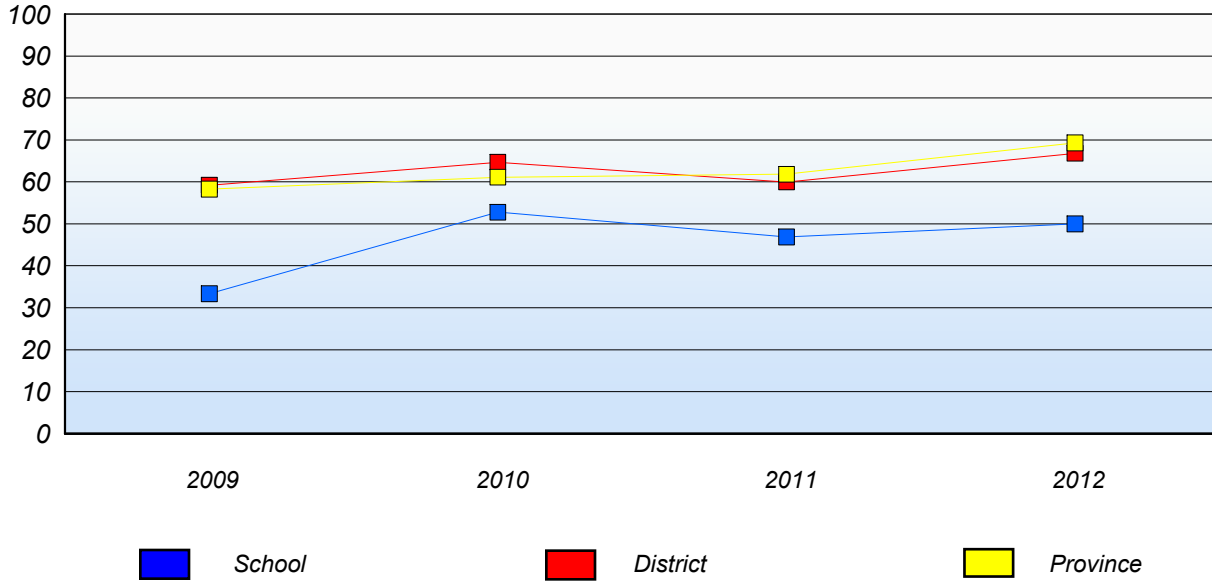
* In some cases, CRT numbers may exceed AGR numbers based on late enrolments. Pie chart is based on the number of students who wrote the CRT.

* Number Operations score is composite of Reasoning, Communication, Connections and Representations, and Problem Solving.

District 2 - Western

School #: 092 Grandy's River Collegiate

Number Operations
Percentage of students at level 3 or above (2009 - 2012)



* In some cases, CRT numbers may exceed AGR numbers based on late enrolments. Pie chart is based on the number of students who wrote the CRT.

* Number Operations score is composite of Reasoning, Communication, Connections and Representations, and Problem Solving.

Source: Division of Evaluation and Research, Department of Education

District 2 - Western

School #: 096 Our Lady of the Cape School

Number Operations

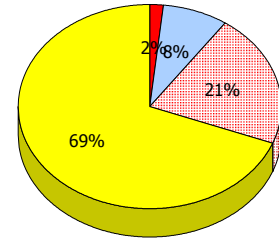
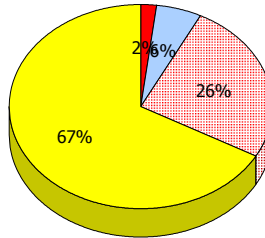
School

District

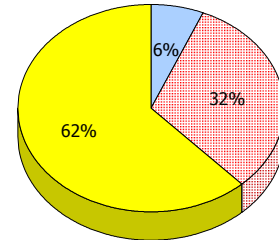
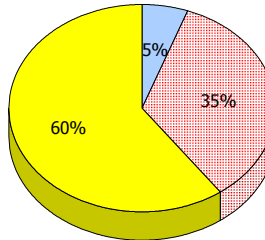
Province

2012
AGR (4)

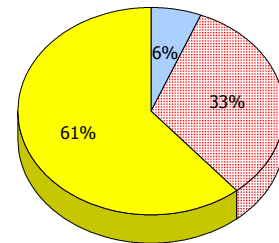
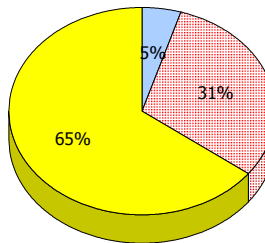
School data with 5 or fewer students withheld for reasons of confidentiality.



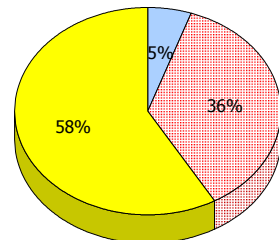
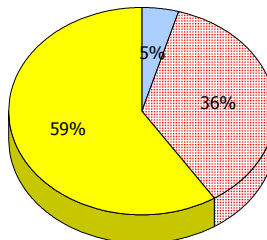
2011
AGR (6)



2010
AGR (11)



2009
AGR (8)



Unknown



Exemption



Not Yet Meeting (1 or 2)



Meeting or Exceeding (3,4,5)

* In some cases, CRT numbers may exceed AGR numbers based on late enrolments. Pie chart is based on the number of students who wrote the CRT.

* Number Operations score is composite of Reasoning, Communication, Connections and Representations, and Problem Solving.


District 2 - Western

School #: 096 Our Lady of the Cape School

Number Operations

Percentage of students at level 3 or above (2009 - 2012)

School data with 5 or fewer students withheld for reasons of confidentiality.

 *School*

 *District*

 *Province*

* In some cases, CRT numbers may exceed AGR numbers based on late enrolments. Pie chart is based on the number of students who wrote the CRT.

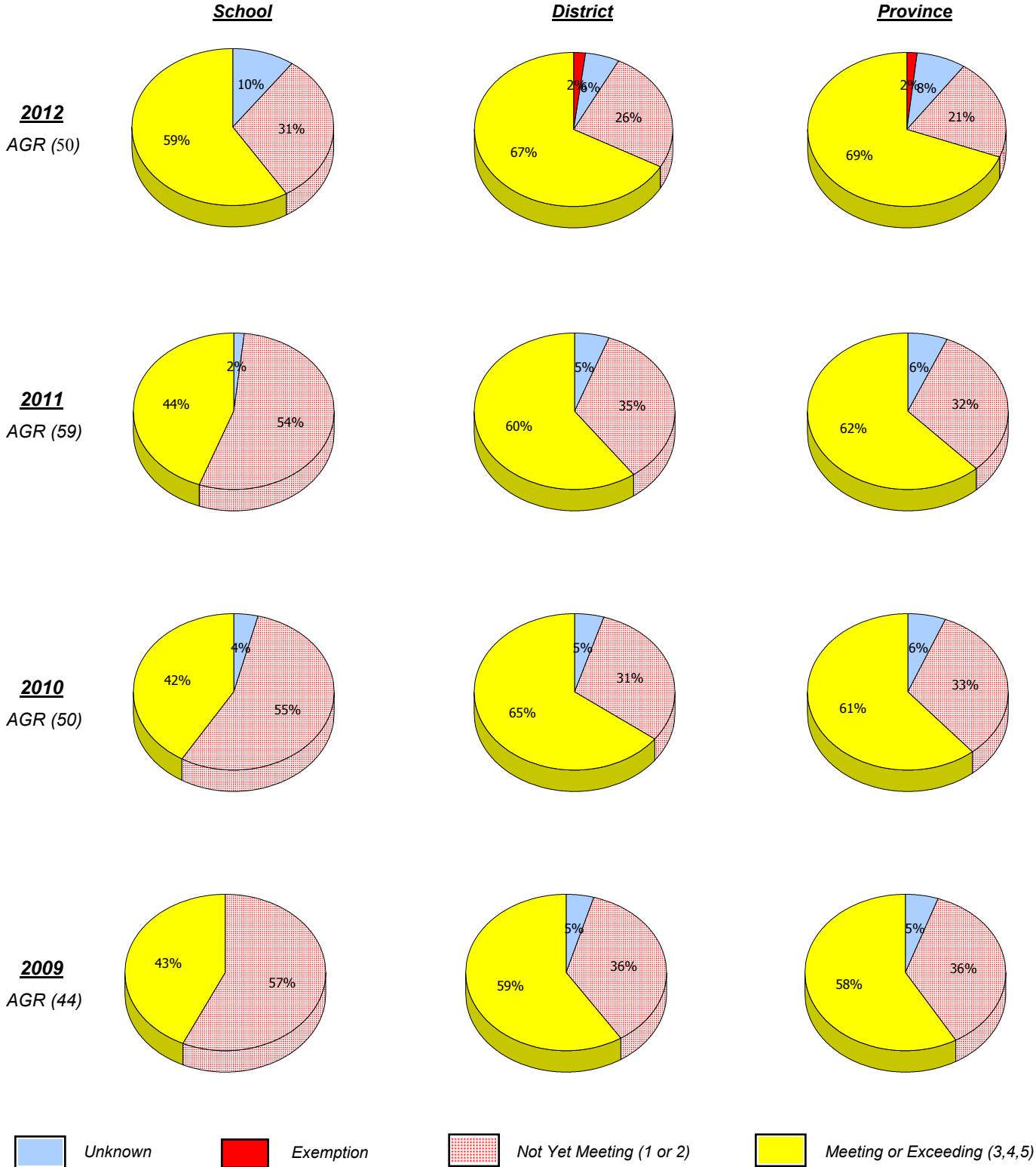
* Number Operations score is composite of Reasoning, Communication, Connections and Representations, and Problem Solving.

Source: Division of Evaluation and Research, Department of Education

District 2 - Western

School #: 097 St. James' Elementary

Number Operations



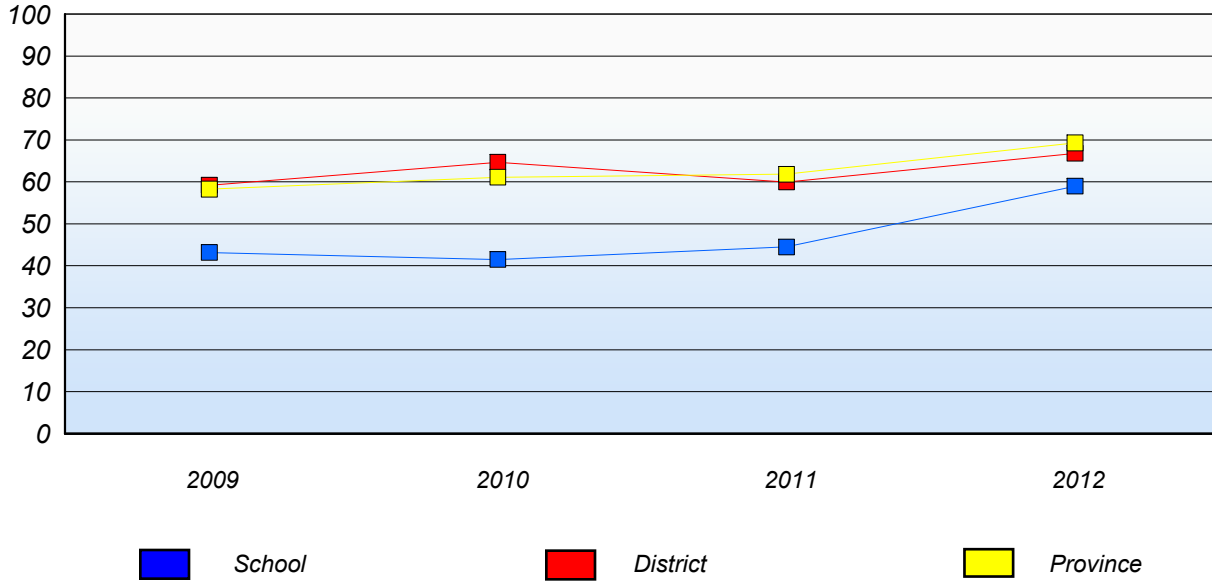
* In some cases, CRT numbers may exceed AGR numbers based on late enrolments. Pie chart is based on the number of students who wrote the CRT.

* Number Operations score is composite of Reasoning, Communication, Connections and Representations, and Problem Solving.

District 2 - Western

School #: 097 St. James' Elementary

Number Operations
Percentage of students at level 3 or above (2009 - 2012)



* In some cases, CRT numbers may exceed AGR numbers based on late enrolments. Pie chart is based on the number of students who wrote the CRT.

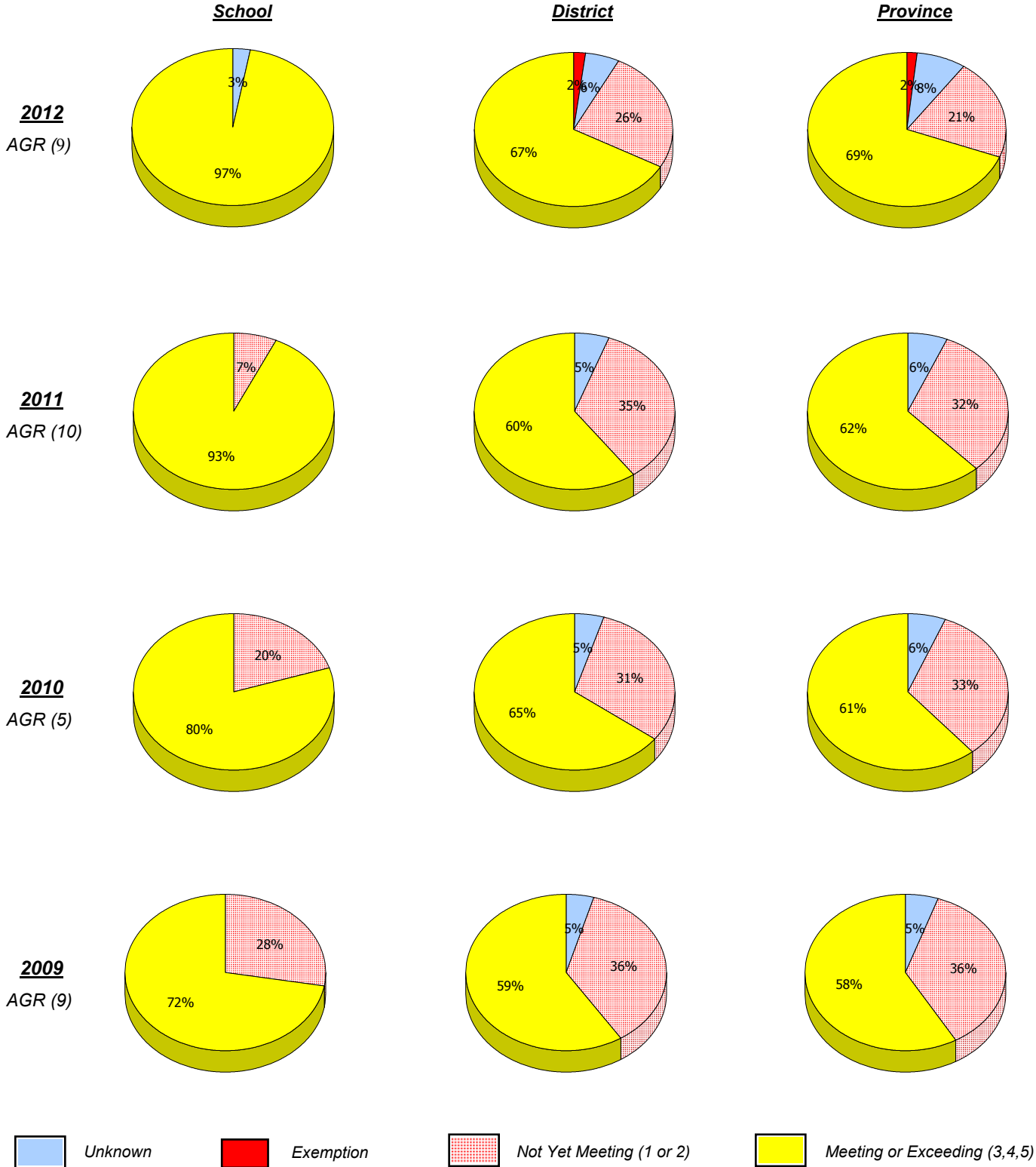
* Number Operations score is composite of Reasoning, Communication, Connections and Representations, and Problem Solving.

Source: Division of Evaluation and Research, Department of Education

District 2 - Western

School #: 103 LeGallais Memorial

Number Operations



* In some cases, CRT numbers may exceed AGR numbers based on late enrolments. Pie chart is based on the number of students who wrote the CRT.

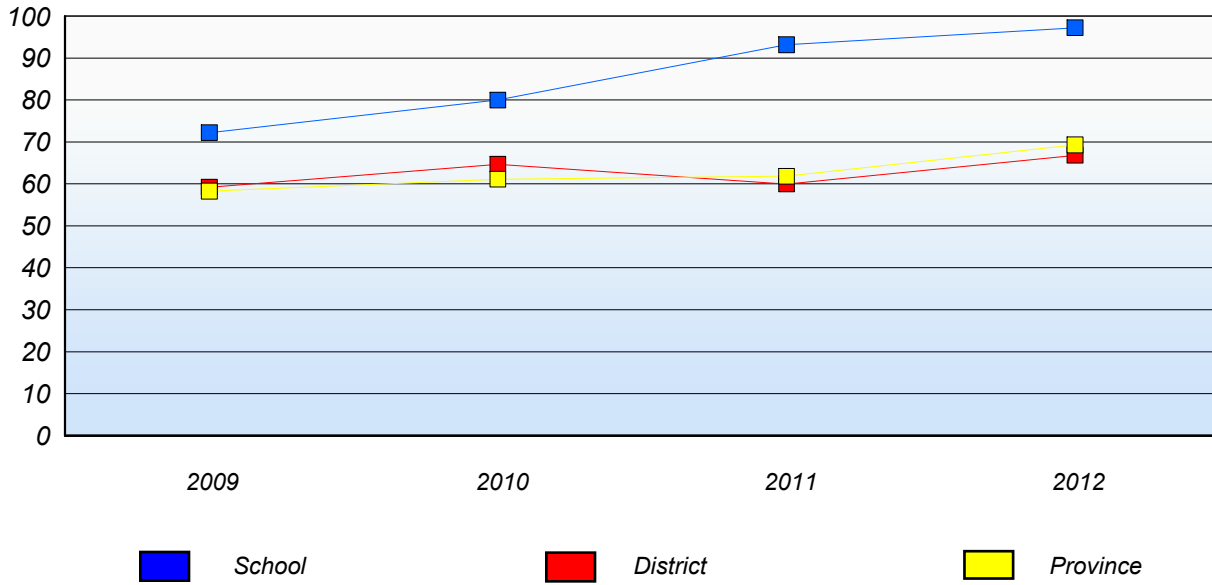
* Number Operations score is composite of Reasoning, Communication, Connections and Representations, and Problem Solving.

Source: Division of Evaluation and Research, Department of Education

District 2 - Western

School #: 103 LeGallais Memorial

Number Operations
Percentage of students at level 3 or above (2009 - 2012)



* In some cases, CRT numbers may exceed AGR numbers based on late enrolments. Pie chart is based on the number of students who wrote the CRT.

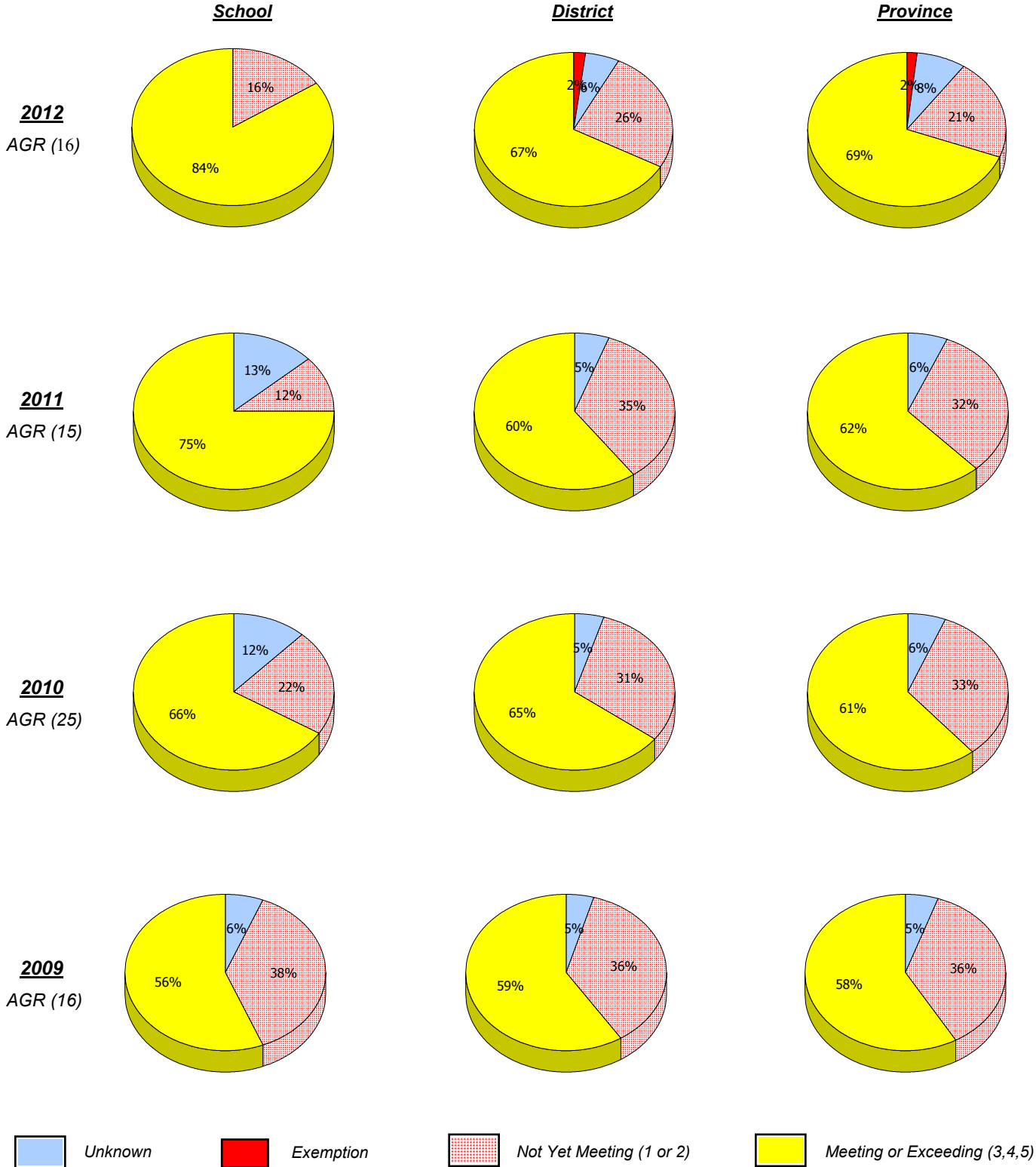
* Number Operations score is composite of Reasoning, Communication, Connections and Representations, and Problem Solving.

Source: Division of Evaluation and Research, Department of Education

District 2 - Western

School #: 106 Lourdes Elementary

Number Operations



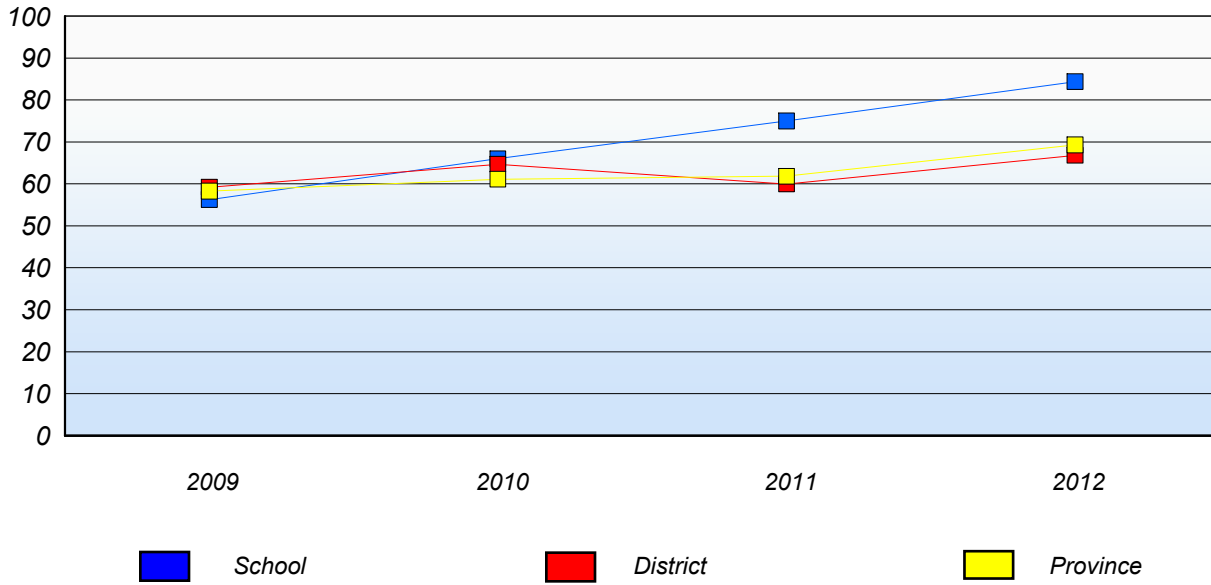
* In some cases, CRT numbers may exceed AGR numbers based on late enrolments. Pie chart is based on the number of students who wrote the CRT.

* Number Operations score is composite of Reasoning, Communication, Connections and Representations, and Problem Solving.

District 2 - Western

School #: 106 Lourdes Elementary

Number Operations
Percentage of students at level 3 or above (2009 - 2012)



* In some cases, CRT numbers may exceed AGR numbers based on late enrolments. Pie chart is based on the number of students who wrote the CRT.

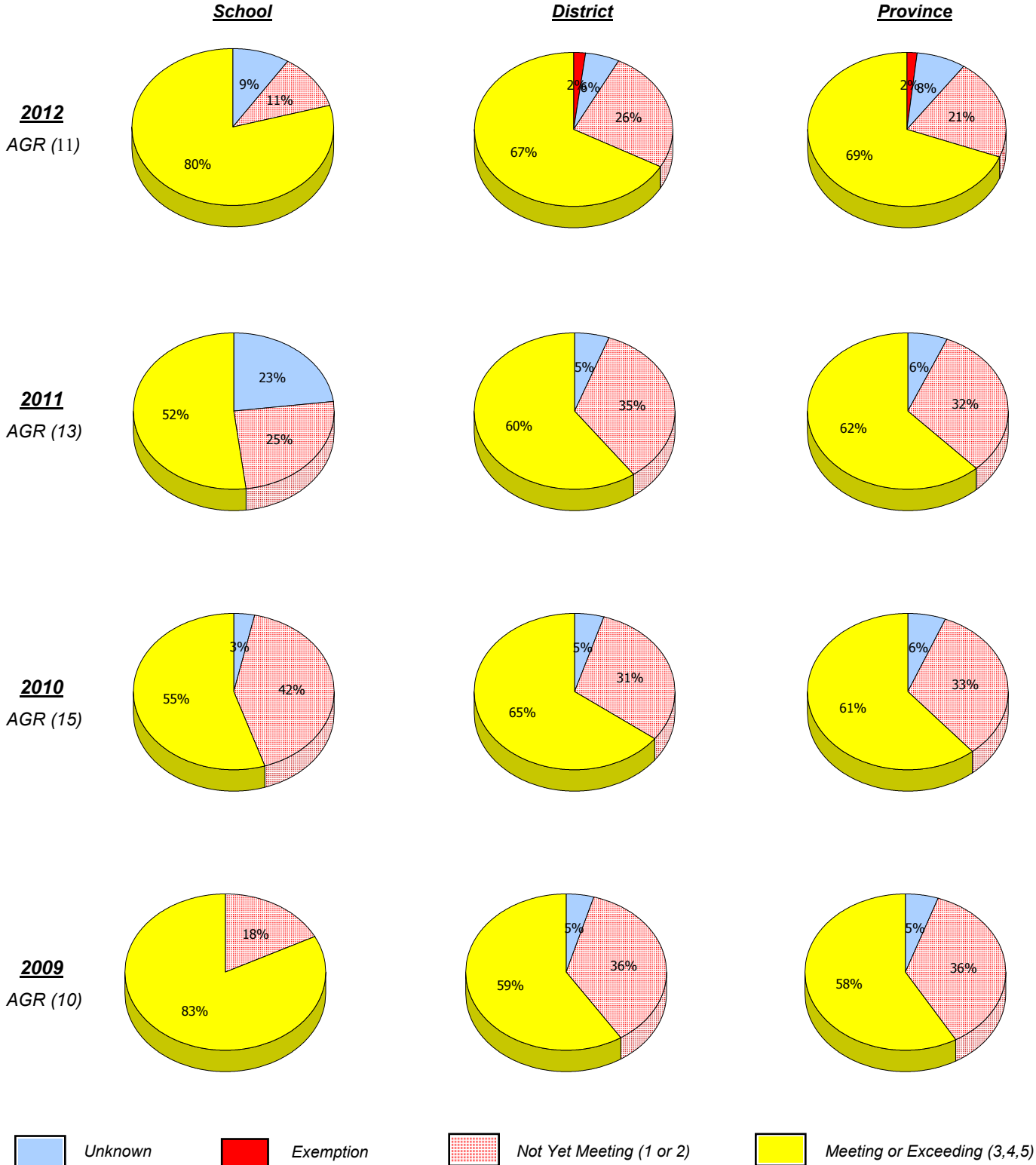
* Number Operations score is composite of Reasoning, Communication, Connections and Representations, and Problem Solving.

Source: Division of Evaluation and Research, Department of Education

District 2 - Western

School #: 111 St. Thomas Aquinas

Number Operations



* In some cases, CRT numbers may exceed AGR numbers based on late enrolments. Pie chart is based on the number of students who wrote the CRT.

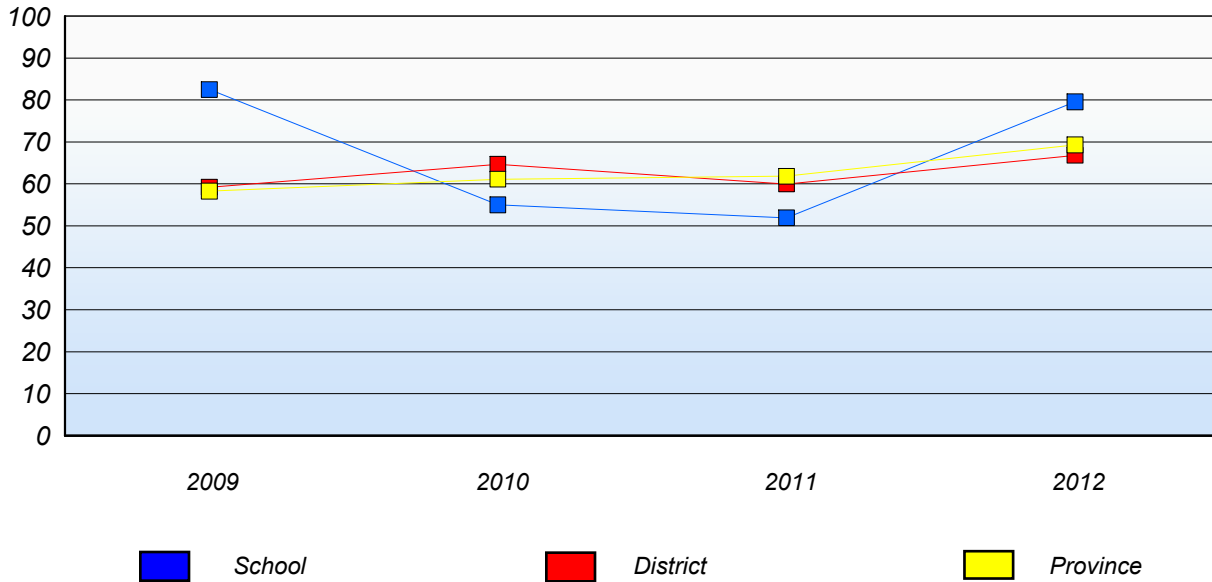
* Number Operations score is composite of Reasoning, Communication, Connections and Representations, and Problem Solving.

Source: Division of Evaluation and Research, Department of Education

District 2 - Western

School #: 111 St. Thomas Aquinas

Number Operations
Percentage of students at level 3 or above (2009 - 2012)



* In some cases, CRT numbers may exceed AGR numbers based on late enrolments. Pie chart is based on the number of students who wrote the CRT.

* Number Operations score is composite of Reasoning, Communication, Connections and Representations, and Problem Solving.

Source: Division of Evaluation and Research, Department of Education

District 2 - Western

School #: 113 St. Boniface All Grade

Number Operations

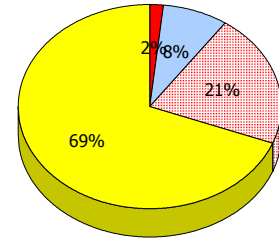
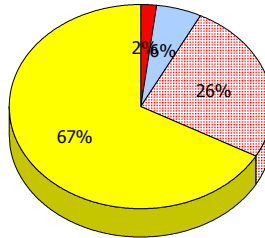
School

District

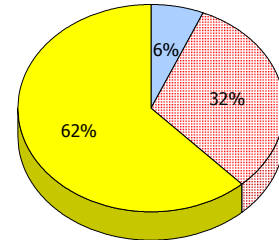
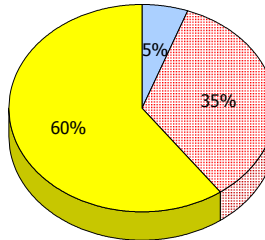
Province

2012
AGR (1)

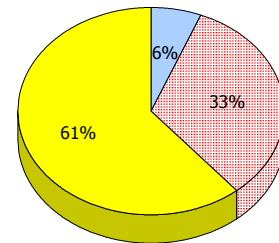
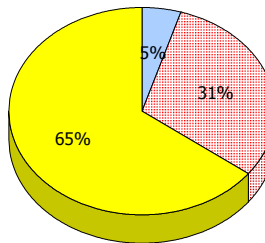
School data with 5 or fewer students withheld for reasons of confidentiality.



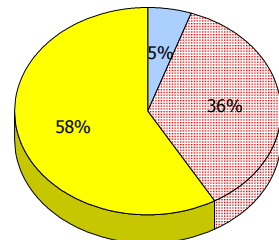
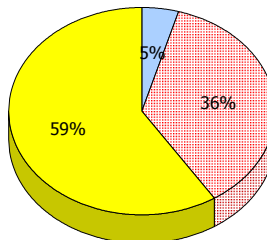
2011
AGR (4)



2010
AGR (3)



2009
AGR (5)



Unknown



Exemption



Not Yet Meeting (1 or 2)



Meeting or Exceeding (3,4,5)

* In some cases, CRT numbers may exceed AGR numbers based on late enrolments. Pie chart is based on the number of students who wrote the CRT.

* Number Operations score is composite of Reasoning, Communication, Connections and Representations, and Problem Solving.


District 2 - Western

School #: 113 St. Boniface All Grade

Number Operations

Percentage of students at level 3 or above (2009 - 2012)

School data with 5 or fewer students withheld for reasons of confidentiality.

 School

 District

 Province

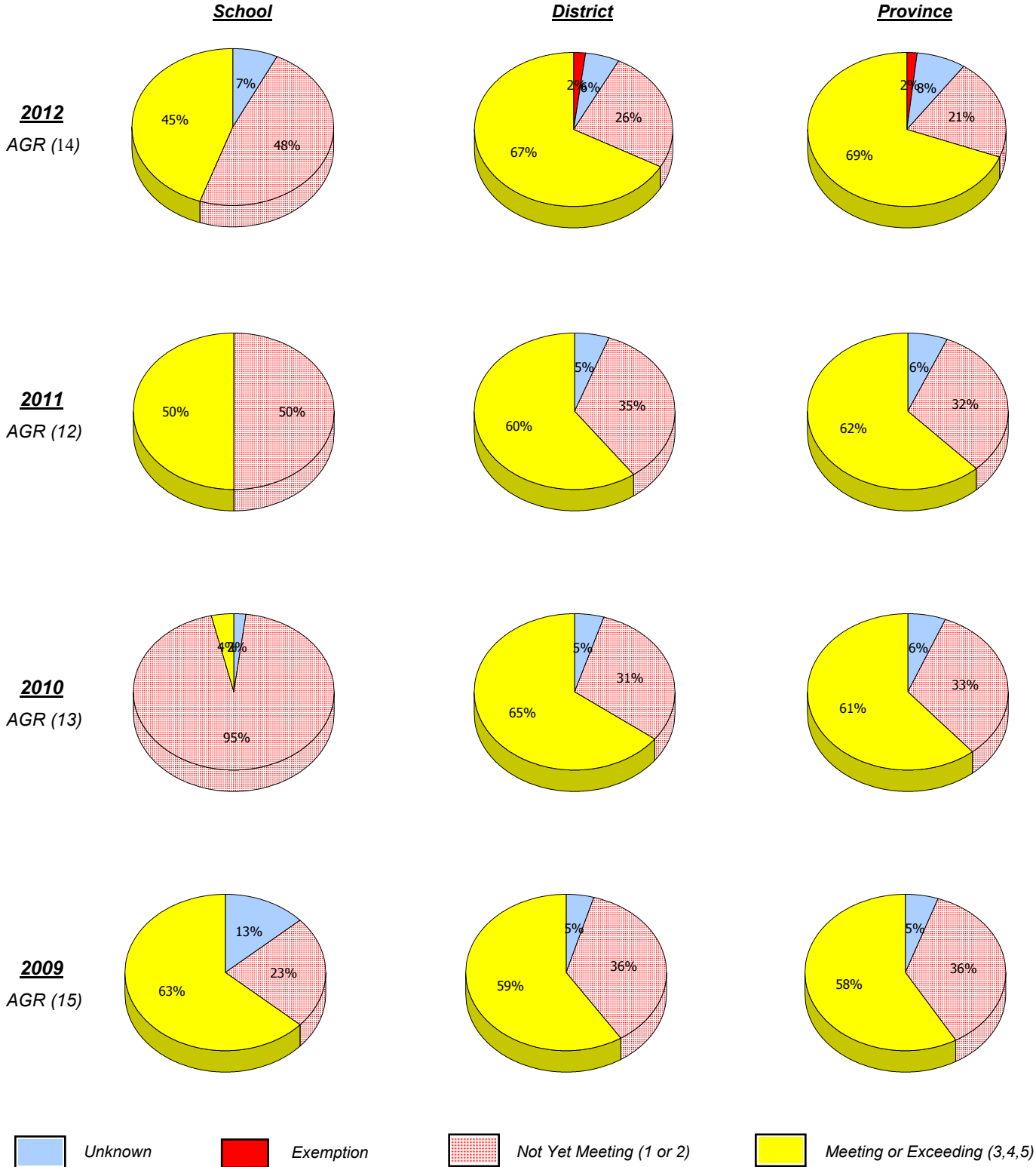
* In some cases, CRT numbers may exceed AGR numbers based on late enrolments. Pie chart is based on the number of students who wrote the CRT.

* Number Operations score is composite of Reasoning, Communication, Connections and Representations, and Problem Solving.

District 2 - Western

School #: 115 Our Lady of Mercy Elementary

Number Operations



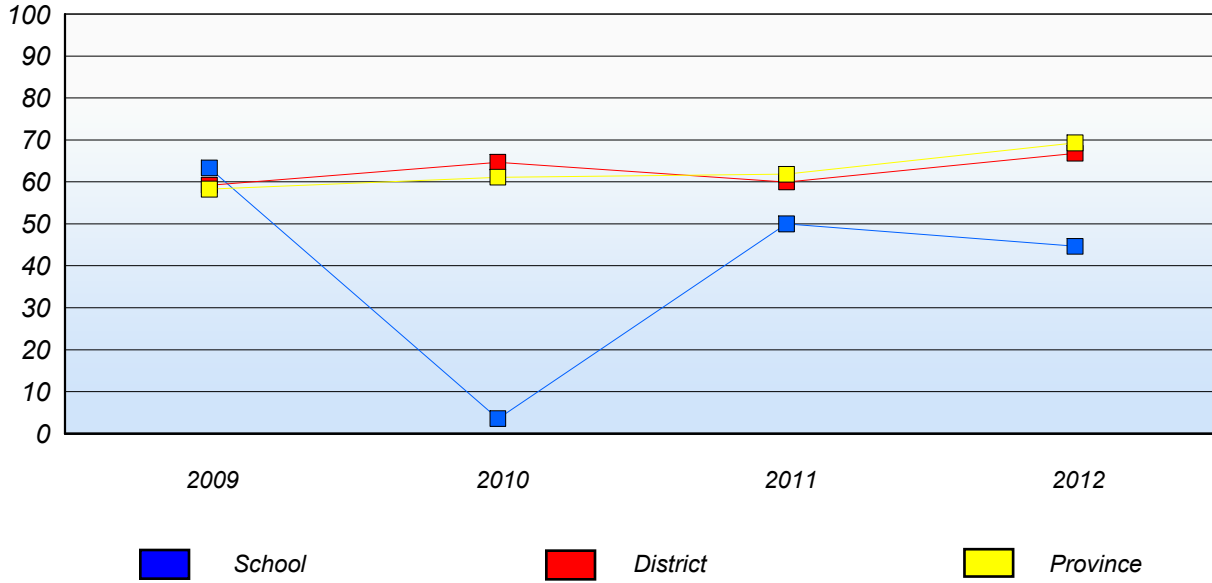
* In some cases, CRT numbers may exceed AGR numbers based on late enrolments. Pie chart is based on the number of students who wrote the CRT.

* Number Operations score is composite of Reasoning, Communication, Connections and Representations, and Problem Solving.

District 2 - Western

School #: 115 Our Lady of Mercy Elementary

Number Operations
Percentage of students at level 3 or above (2009 - 2012)



* In some cases, CRT numbers may exceed AGR numbers based on late enrolments. Pie chart is based on the number of students who wrote the CRT.

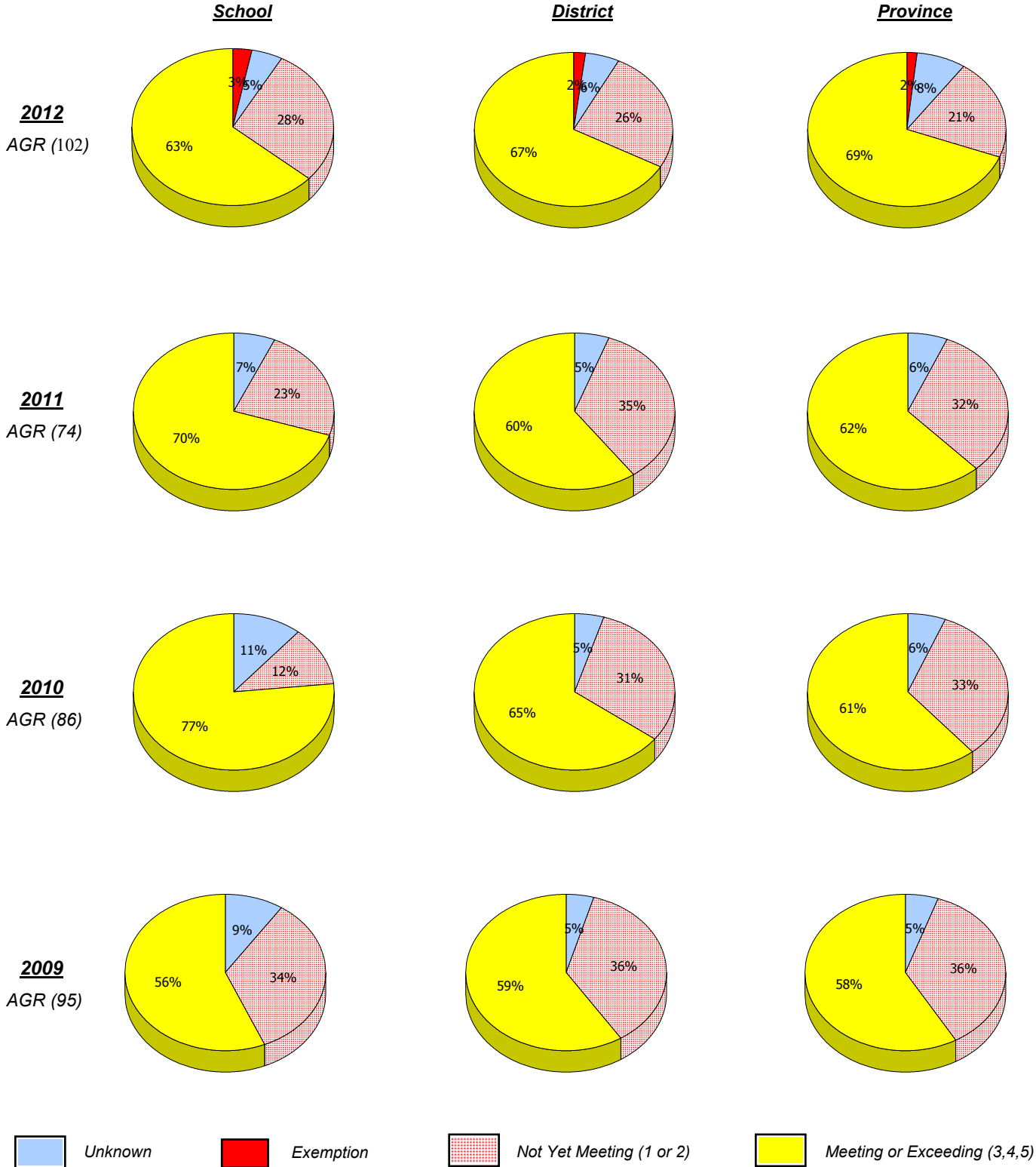
* Number Operations score is composite of Reasoning, Communication, Connections and Representations, and Problem Solving.

Source: Division of Evaluation and Research, Department of Education

District 2 - Western

School #: 120 Stephenville Primary

Number Operations



* In some cases, CRT numbers may exceed AGR numbers based on late enrolments. Pie chart is based on the number of students who wrote the CRT.

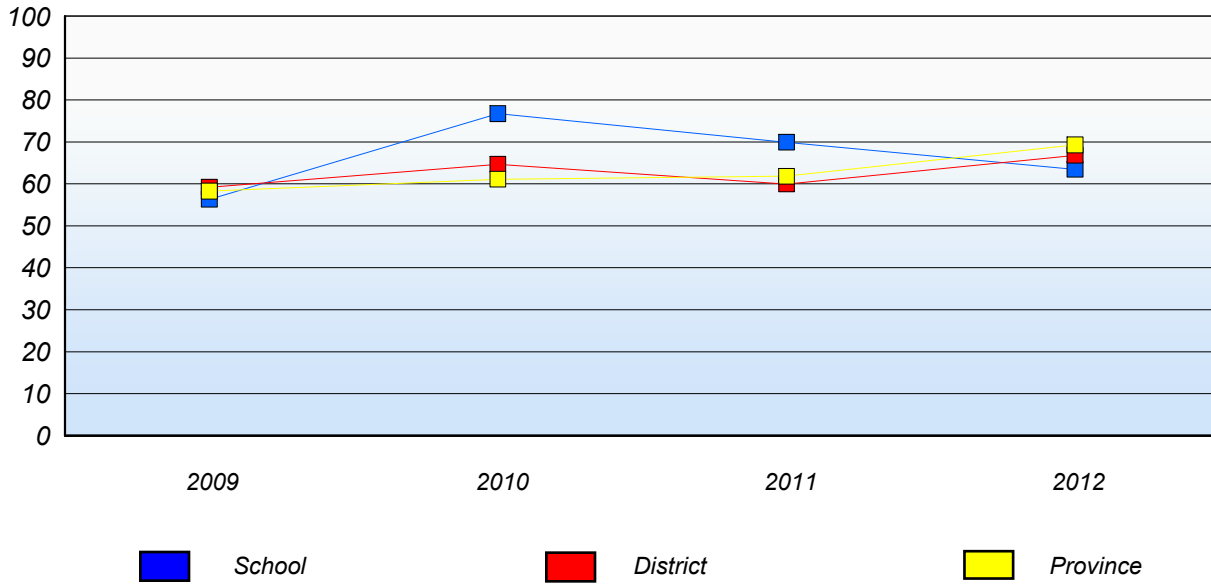
* Number Operations score is composite of Reasoning, Communication, Connections and Representations, and Problem Solving.

Source: Division of Evaluation and Research, Department of Education

District 2 - Western

School #: 120 Stephenville Primary

Number Operations
Percentage of students at level 3 or above (2009 - 2012)



* In some cases, CRT numbers may exceed AGR numbers based on late enrolments. Pie chart is based on the number of students who wrote the CRT.

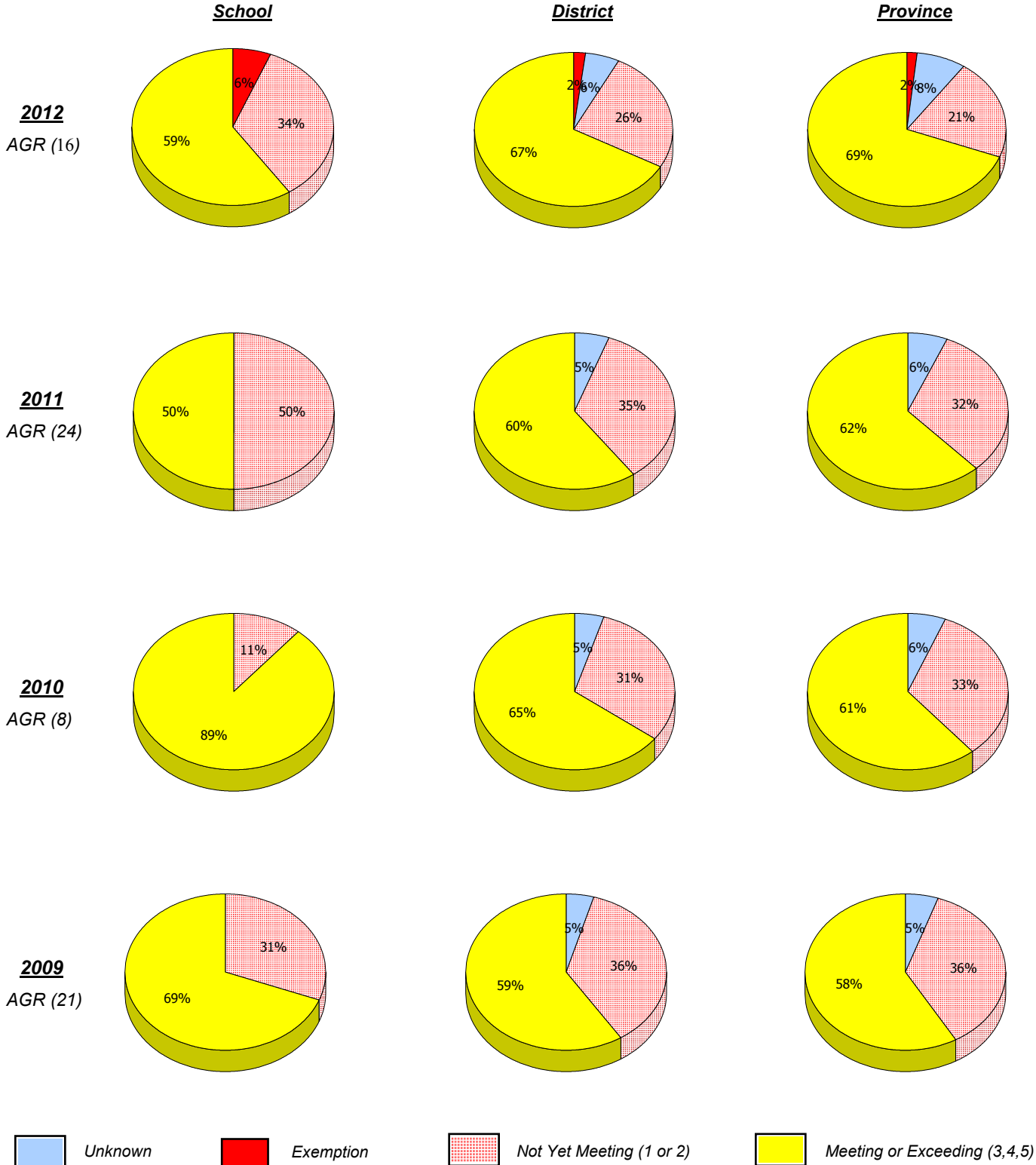
* Number Operations score is composite of Reasoning, Communication, Connections and Representations, and Problem Solving.

Source: Division of Evaluation and Research, Department of Education

District 2 - Western

School #: 123 St. Michael's Elementary

Number Operations



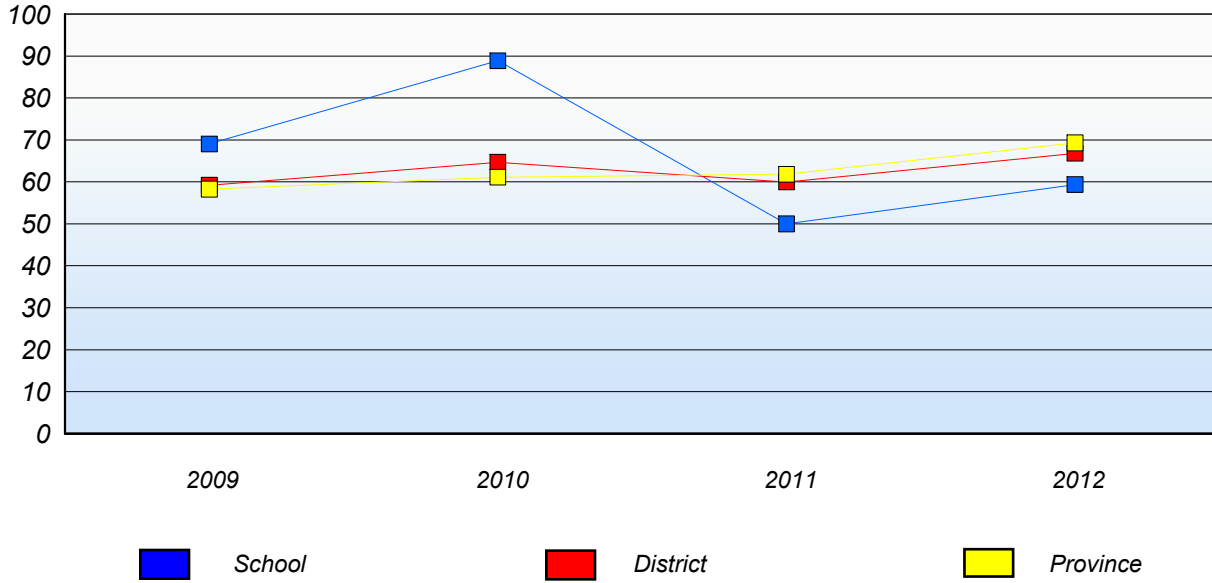
* In some cases, CRT numbers may exceed AGR numbers based on late enrolments. Pie chart is based on the number of students who wrote the CRT.

* Number Operations score is composite of Reasoning, Communication, Connections and Representations, and Problem Solving.

District 2 - Western

School #: 123 St. Michael's Elementary

Number Operations
Percentage of students at level 3 or above (2009 - 2012)



* In some cases, CRT numbers may exceed AGR numbers based on late enrolments. Pie chart is based on the number of students who wrote the CRT.

* Number Operations score is composite of Reasoning, Communication, Connections and Representations, and Problem Solving.

Source: Division of Evaluation and Research, Department of Education

District 2 - Western

School #: 137 St. Simon and St. Jude Academy

Number Operations

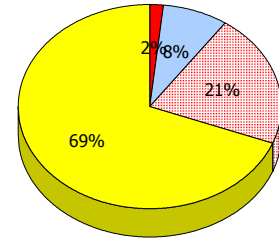
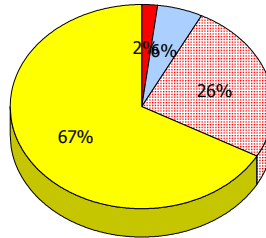
School

District

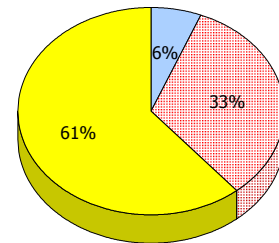
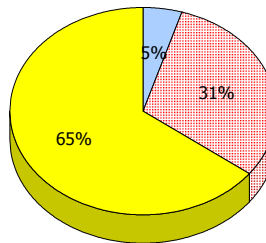
Province

2012
AGR (3)

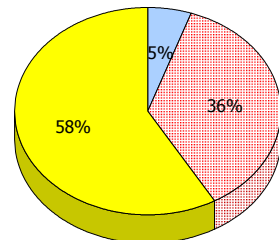
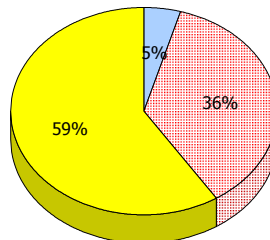
School data with 5 or fewer students withheld for reasons of confidentiality.



2011
AGR (0)



2010
AGR (1)



2009
AGR (3)



Unknown



Exemption



Not Yet Meeting (1 or 2)



Meeting or Exceeding (3,4,5)

* In some cases, CRT numbers may exceed AGR numbers based on late enrolments. Pie chart is based on the number of students who wrote the CRT.

* Number Operations score is composite of Reasoning, Communication, Connections and Representations, and Problem Solving.


District 2 - Western

School #: 137 St. Simon and St. Jude Academy

Number Operations

Percentage of students at level 3 or above (2009 - 2012)

School data with 5 or fewer students withheld for reasons of confidentiality.

 School

 District

 Province

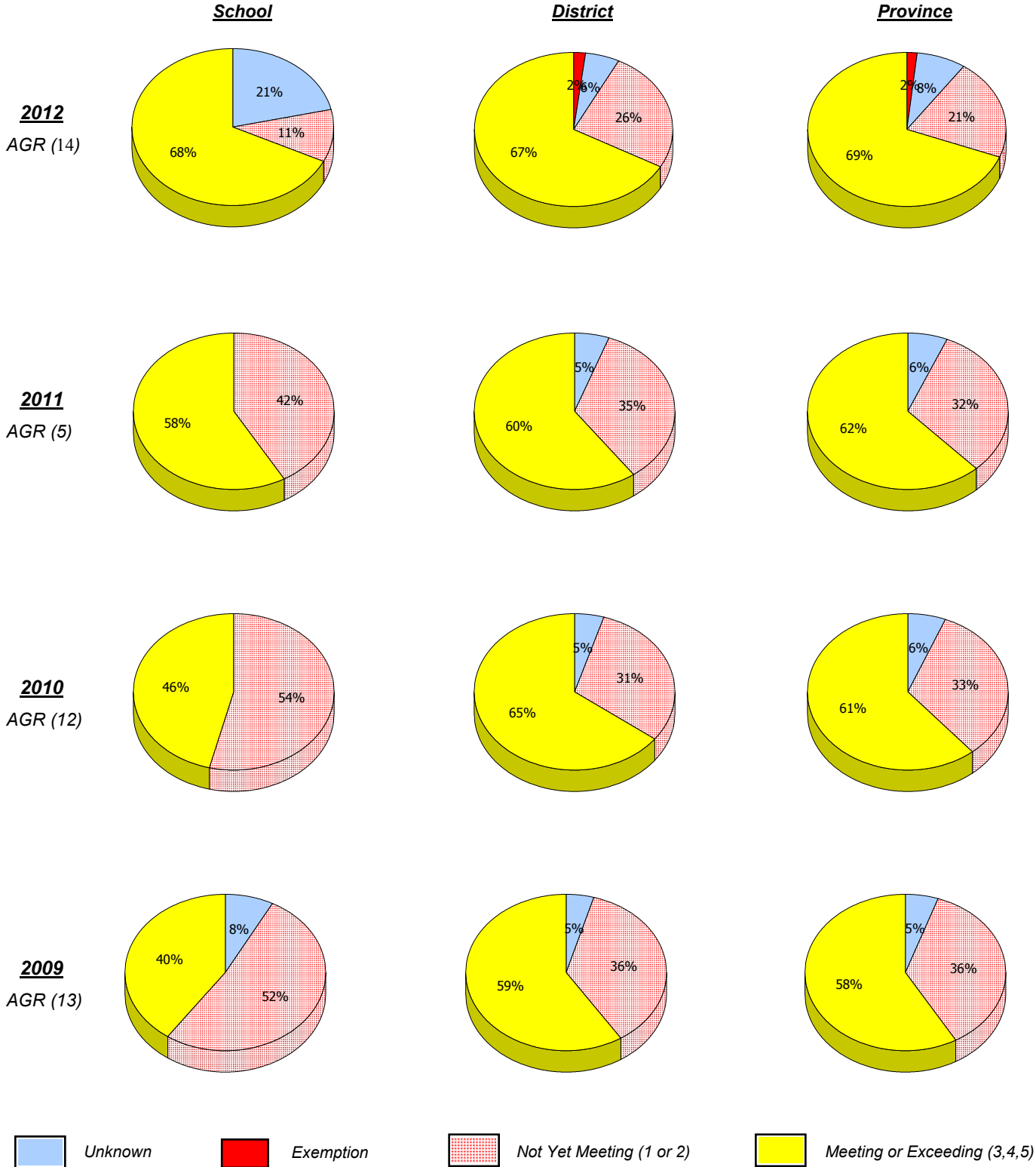
* In some cases, CRT numbers may exceed AGR numbers based on late enrolments. Pie chart is based on the number of students who wrote the CRT.

* Number Operations score is composite of Reasoning, Communication, Connections and Representations, and Problem Solving.

District 2 - Western

School #: 388 Long Range Academy

Number Operations



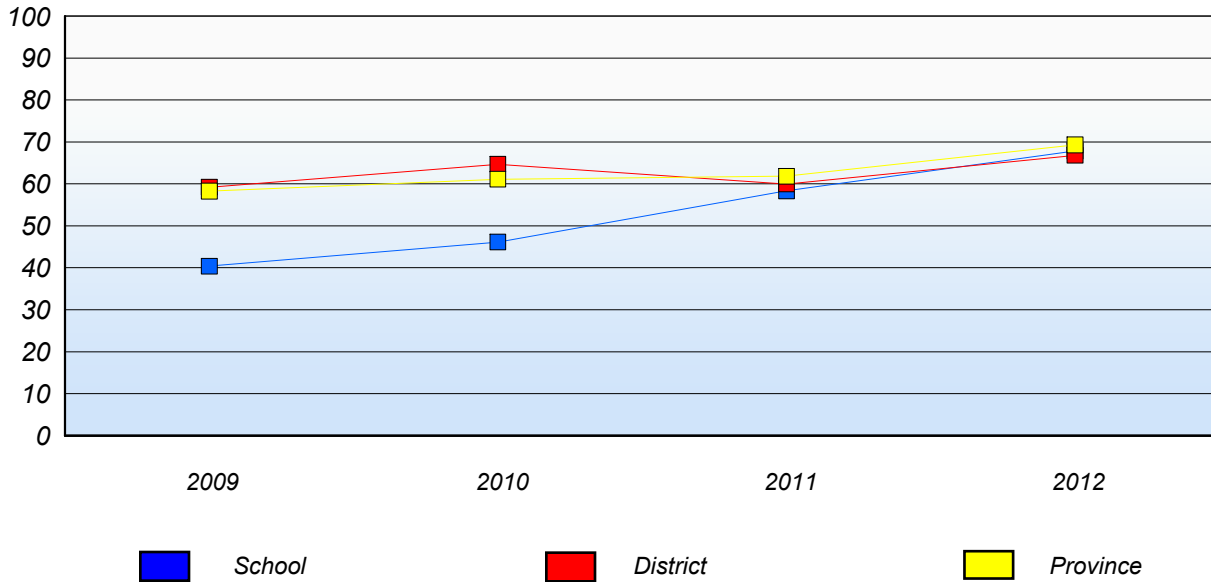
* In some cases, CRT numbers may exceed AGR numbers based on late enrolments. Pie chart is based on the number of students who wrote the CRT.

* Number Operations score is composite of Reasoning, Communication, Connections and Representations, and Problem Solving.

District 2 - Western

School #: 388 Long Range Academy

Number Operations
Percentage of students at level 3 or above (2009 - 2012)



* In some cases, CRT numbers may exceed AGR numbers based on late enrolments. Pie chart is based on the number of students who wrote the CRT.

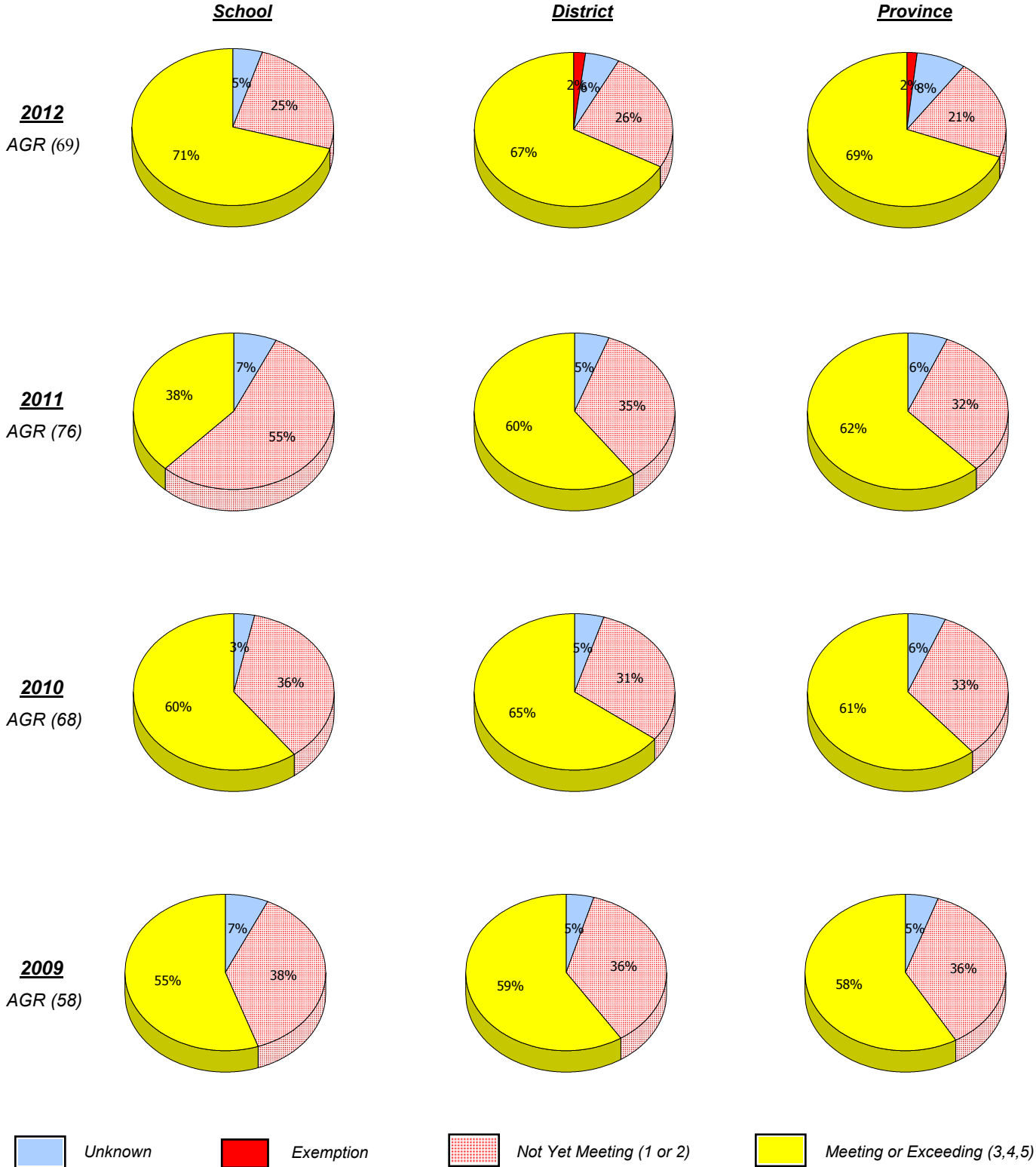
* Number Operations score is composite of Reasoning, Communication, Connections and Representations, and Problem Solving.

Source: Division of Evaluation and Research, Department of Education

District 2 - Western

School #: 389 Elwood Elementary

Number Operations



* In some cases, CRT numbers may exceed AGR numbers based on late enrolments. Pie chart is based on the number of students who wrote the CRT.

* Number Operations score is composite of Reasoning, Communication, Connections and Representations, and Problem Solving.

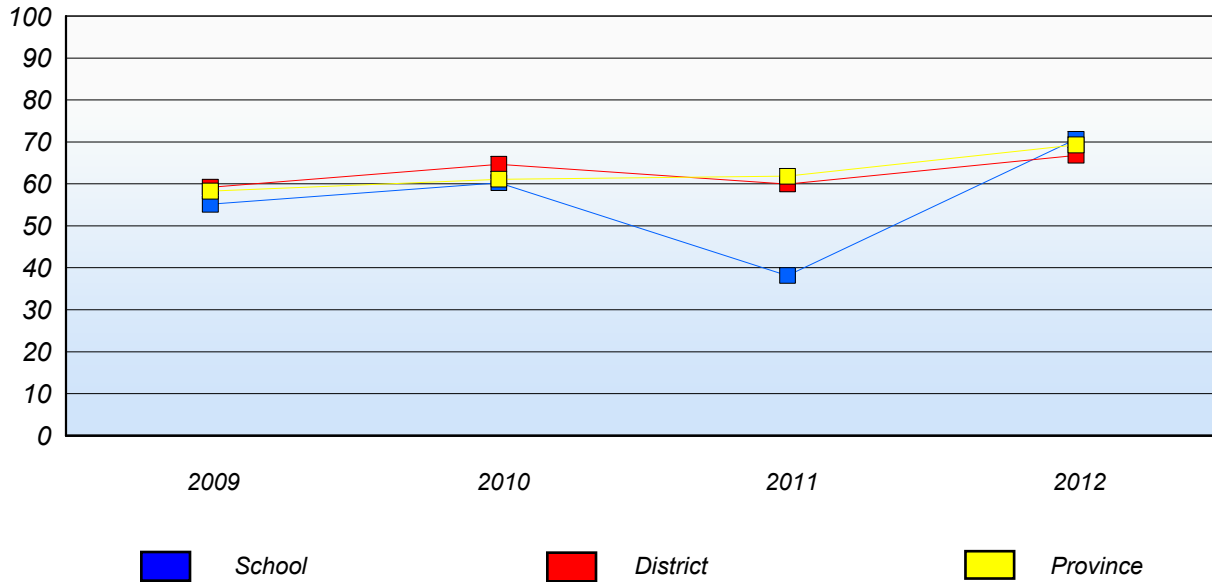
Source: Division of Evaluation and Research, Department of Education

District 2 - Western

School #: 389 Elwood Elementary

Number Operations

Percentage of students at level 3 or above (2009 - 2012)



* In some cases, CRT numbers may exceed AGR numbers based on late enrolments. Pie chart is based on the number of students who wrote the CRT.

* Number Operations score is composite of Reasoning, Communication, Connections and Representations, and Problem Solving.

Source: Division of Evaluation and Research, Department of Education

District 2 - Western

School #: 393 Bonne Bay Academy

Number Operations

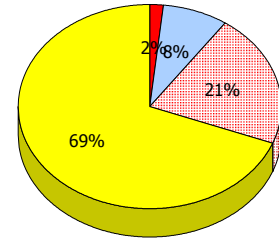
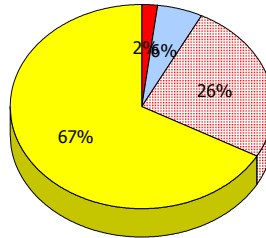
School

District

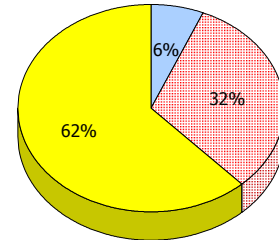
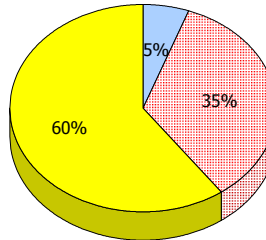
Province

2012
AGR (3)

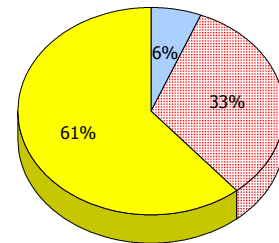
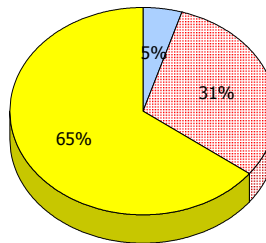
School data with 5 or fewer students withheld for reasons of confidentiality.



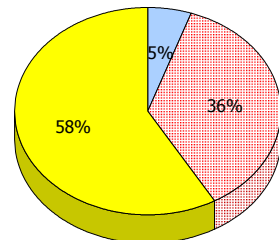
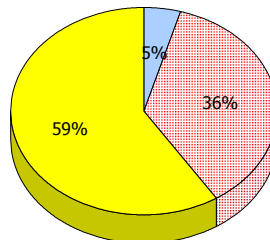
2011
AGR (5)



2010
AGR (2)



2009
AGR (6)



Unknown



Exemption



Not Yet Meeting (1 or 2)



Meeting or Exceeding (3,4,5)

* In some cases, CRT numbers may exceed AGR numbers based on late enrolments. Pie chart is based on the number of students who wrote the CRT.

* Number Operations score is composite of Reasoning, Communication, Connections and Representations, and Problem Solving.


District 2 - Western

School #: 393 Bonne Bay Academy

Number Operations

Percentage of students at level 3 or above (2009 - 2012)

School data with 5 or fewer students withheld for reasons of confidentiality.

 School

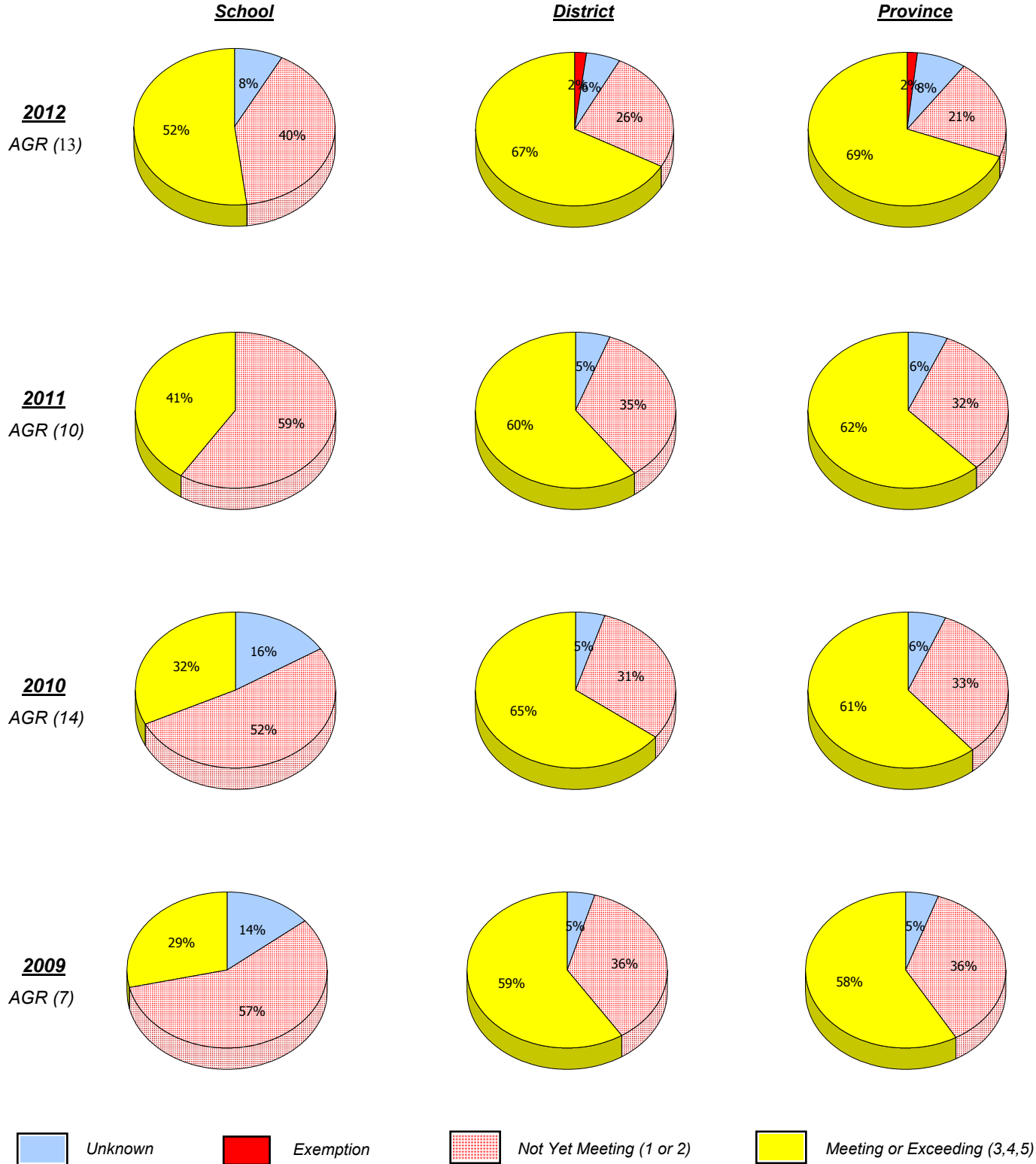
 District

 Province

District 2 - Western

School #: 394 E.A. Butler All Grade

Number Operations



* In some cases, CRT numbers may exceed AGR numbers based on late enrolments. Pie chart is based on the number of students who wrote the CRT.

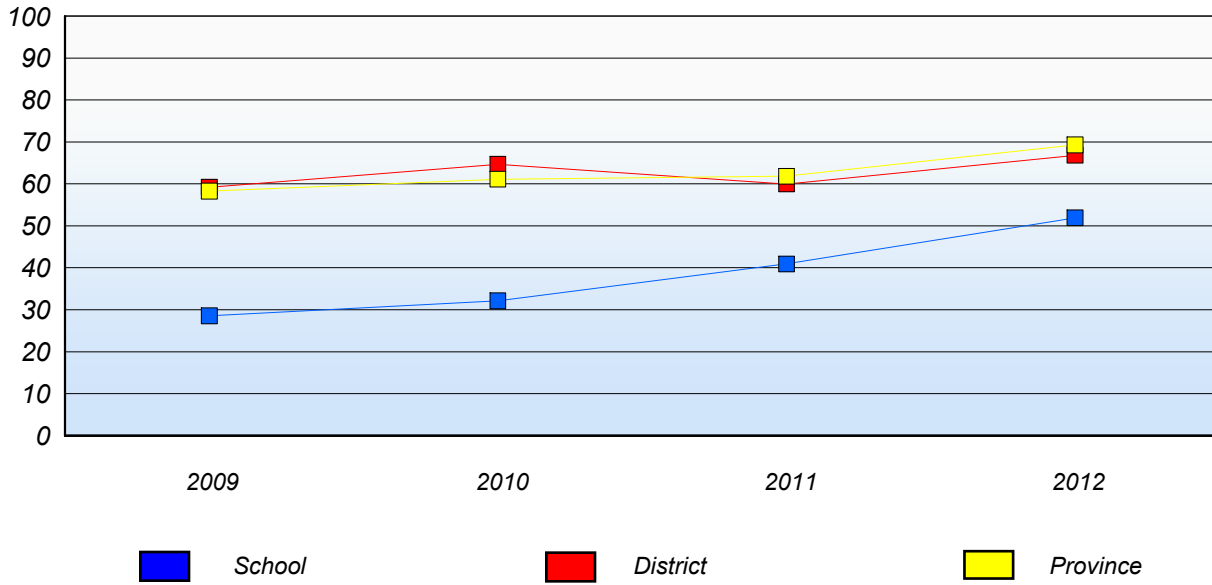
* Number Operations score is composite of Reasoning, Communication, Connections and Representations, and Problem Solving.

Source: Division of Evaluation and Research, Department of Education

District 2 - Western

School #: 394 E.A. Butler All Grade

Number Operations
Percentage of students at level 3 or above (2009 - 2012)



* In some cases, CRT numbers may exceed AGR numbers based on late enrolments. Pie chart is based on the number of students who wrote the CRT.

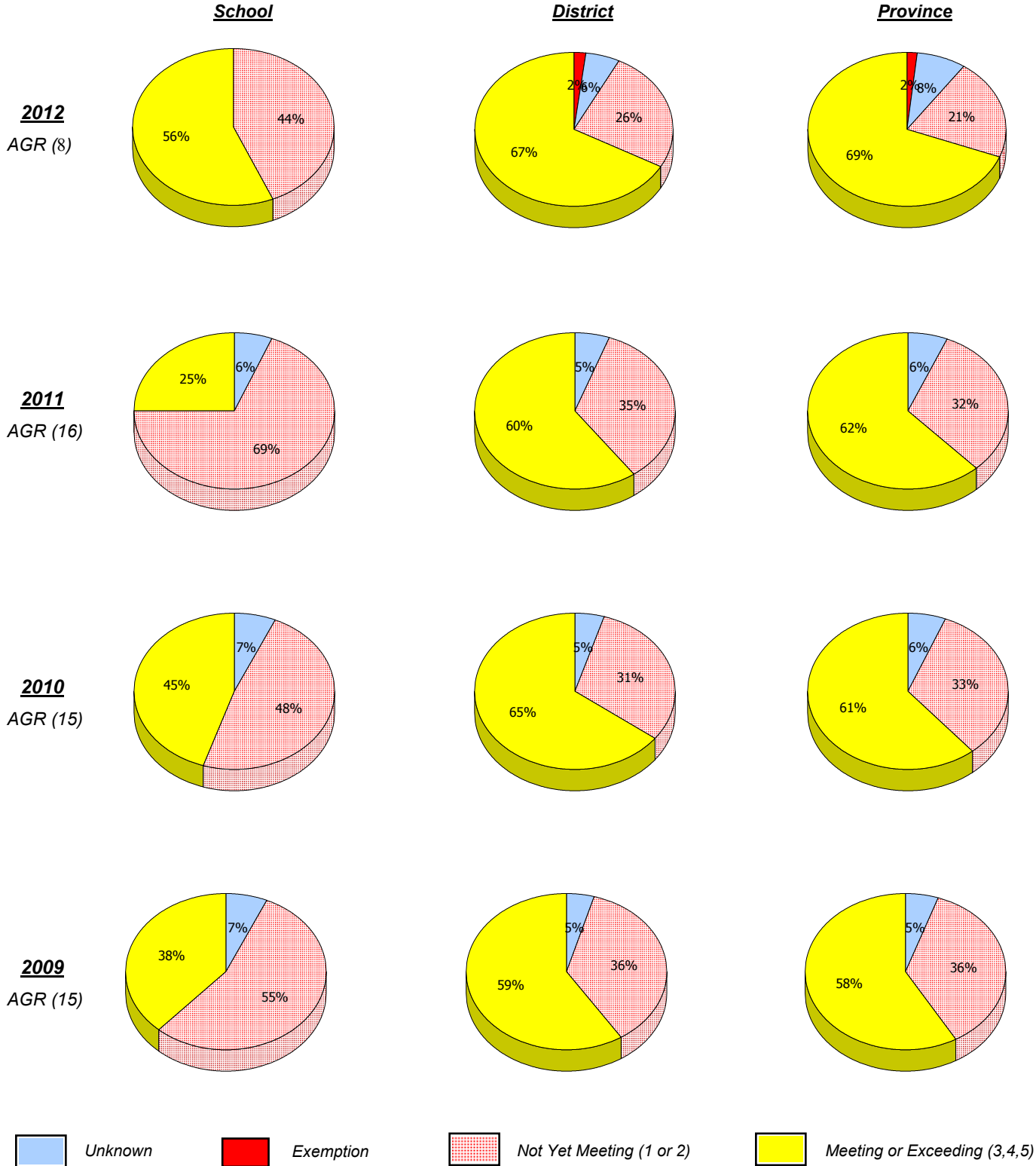
* Number Operations score is composite of Reasoning, Communication, Connections and Representations, and Problem Solving.

Source: Division of Evaluation and Research, Department of Education

District 2 - Western

School #: 397 Belanger Memorial School

Number Operations



* In some cases, CRT numbers may exceed AGR numbers based on late enrolments. Pie chart is based on the number of students who wrote the CRT.

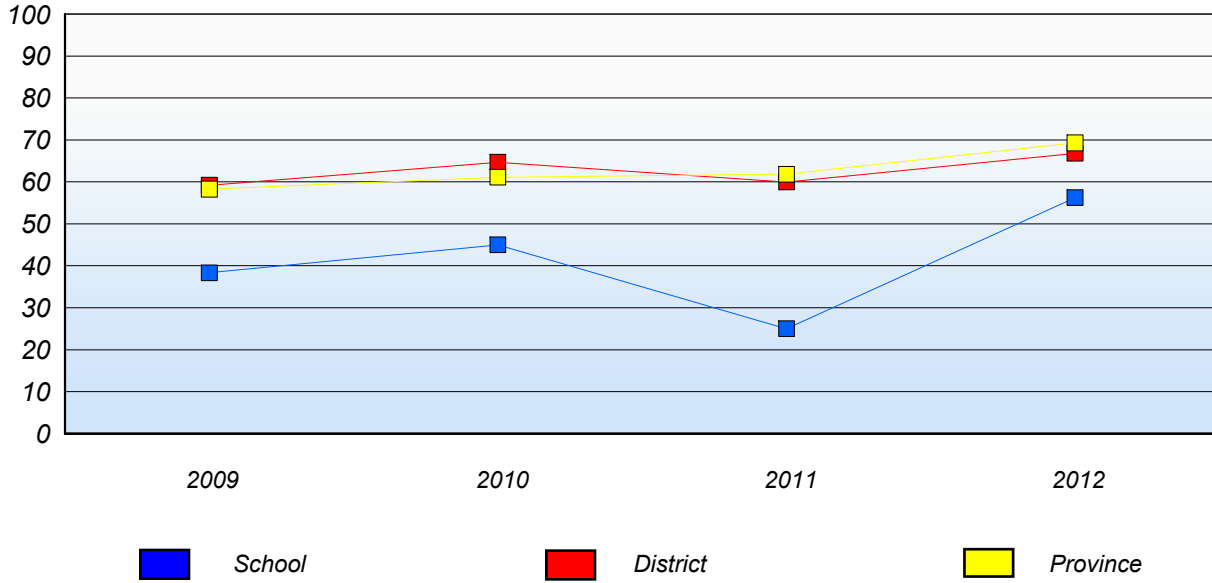
* Number Operations score is composite of Reasoning, Communication, Connections and Representations, and Problem Solving.

Source: Division of Evaluation and Research, Department of Education

District 2 - Western

School #: 397 Belanger Memorial School

Number Operations
Percentage of students at level 3 or above (2009 - 2012)



* In some cases, CRT numbers may exceed AGR numbers based on late enrolments. Pie chart is based on the number of students who wrote the CRT.

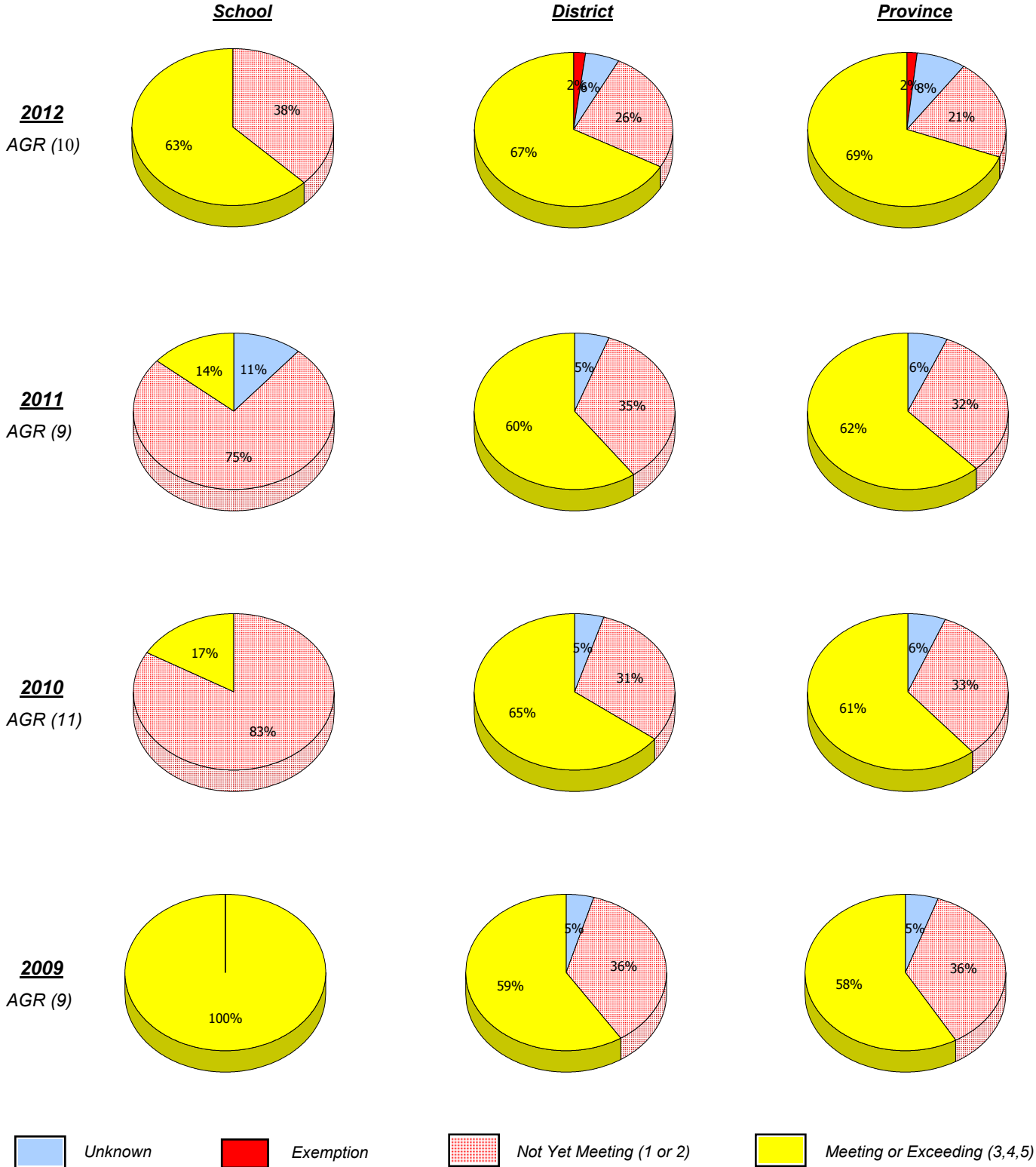
* Number Operations score is composite of Reasoning, Communication, Connections and Representations, and Problem Solving.

Source: Division of Evaluation and Research, Department of Education

District 2 - Western

School #: 474 Cloud River Academy

Number Operations



* In some cases, CRT numbers may exceed AGR numbers based on late enrolments. Pie chart is based on the number of students who wrote the CRT.

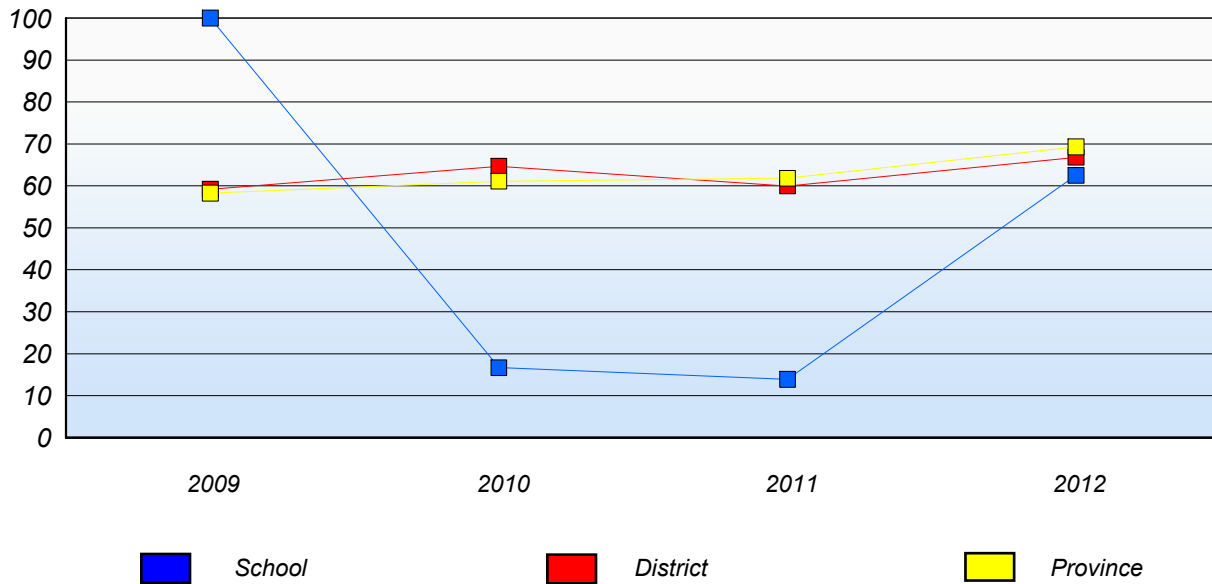
* Number Operations score is composite of Reasoning, Communication, Connections and Representations, and Problem Solving.

Source: Division of Evaluation and Research, Department of Education

District 2 - Western

School #: 474 Cloud River Academy

Number Operations
Percentage of students at level 3 or above (2009 - 2012)



* In some cases, CRT numbers may exceed AGR numbers based on late enrolments. Pie chart is based on the number of students who wrote the CRT.

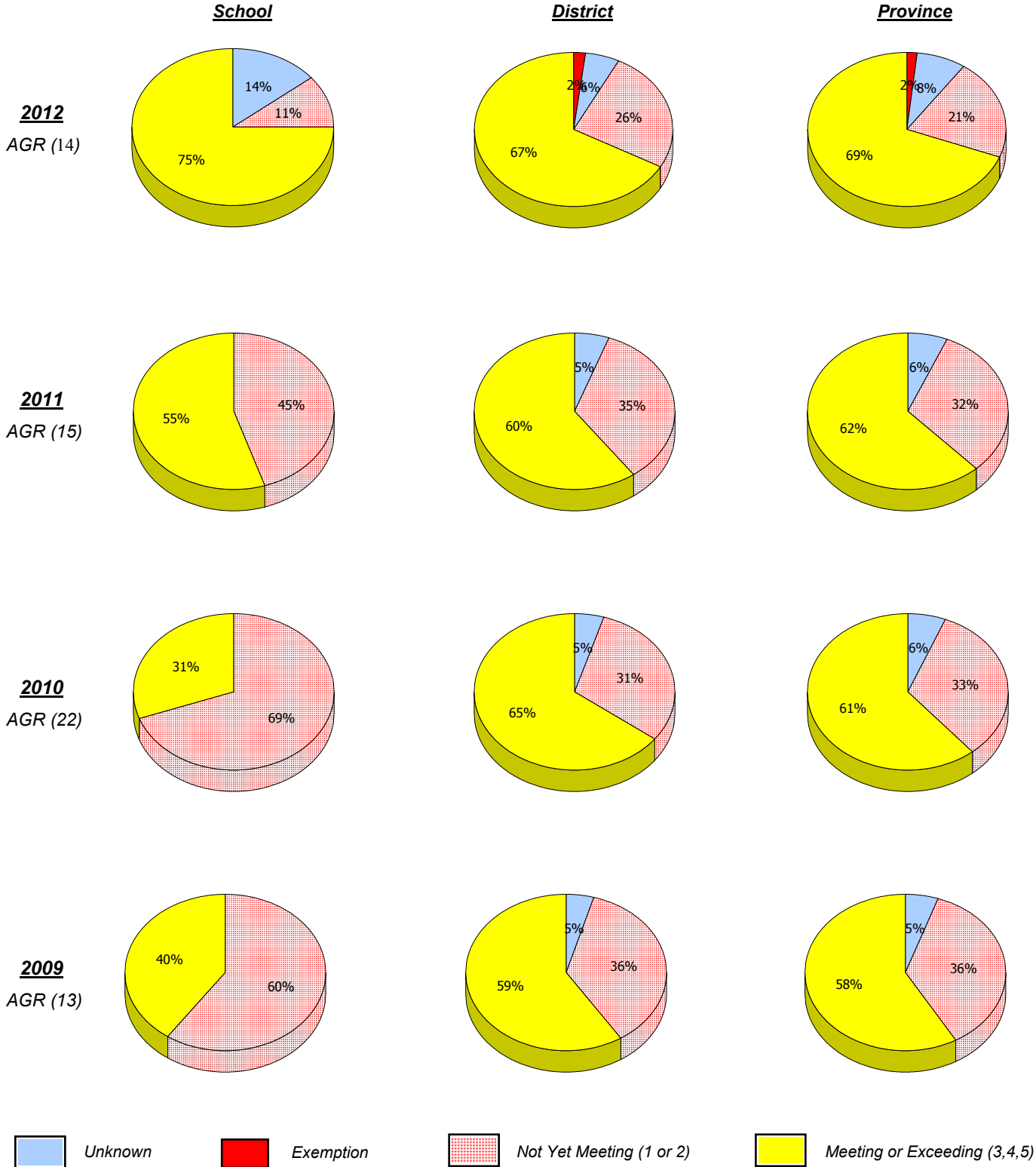
* Number Operations score is composite of Reasoning, Communication, Connections and Representations, and Problem Solving.

Source: Division of Evaluation and Research, Department of Education

District 2 - Western

School #: 475 Viking Trail Academy

Number Operations



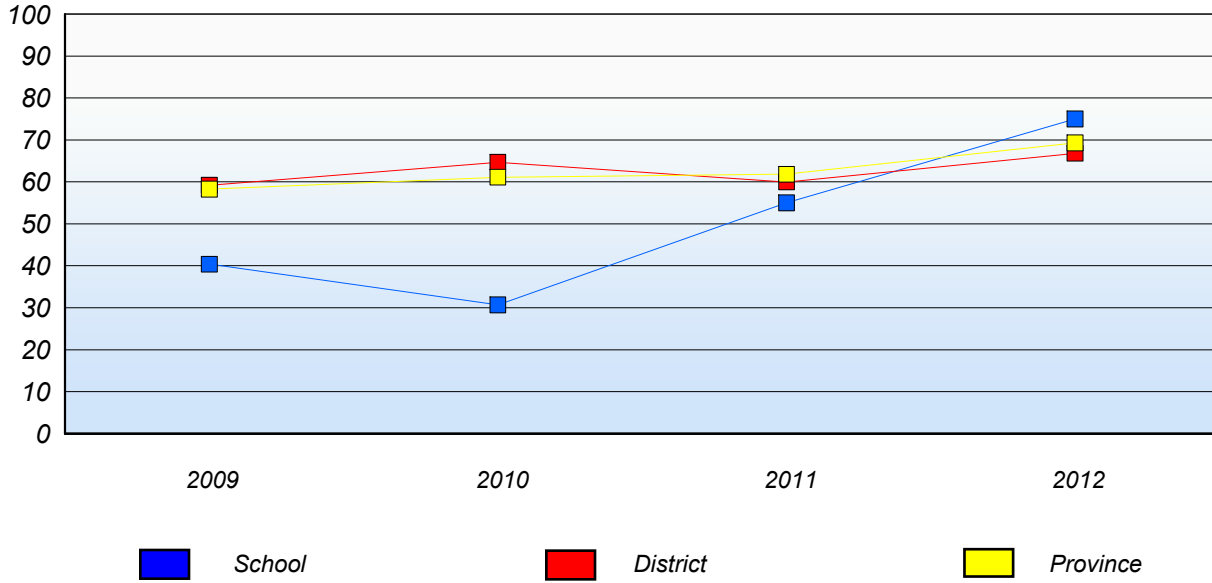
* In some cases, CRT numbers may exceed AGR numbers based on late enrolments. Pie chart is based on the number of students who wrote the CRT.

* Number Operations score is composite of Reasoning, Communication, Connections and Representations, and Problem Solving.

District 2 - Western

School #: 475 Viking Trail Academy

Number Operations
 Percentage of students at level 3 or above (2009 - 2012)



* In some cases, CRT numbers may exceed AGR numbers based on late enrolments. Pie chart is based on the number of students who wrote the CRT.

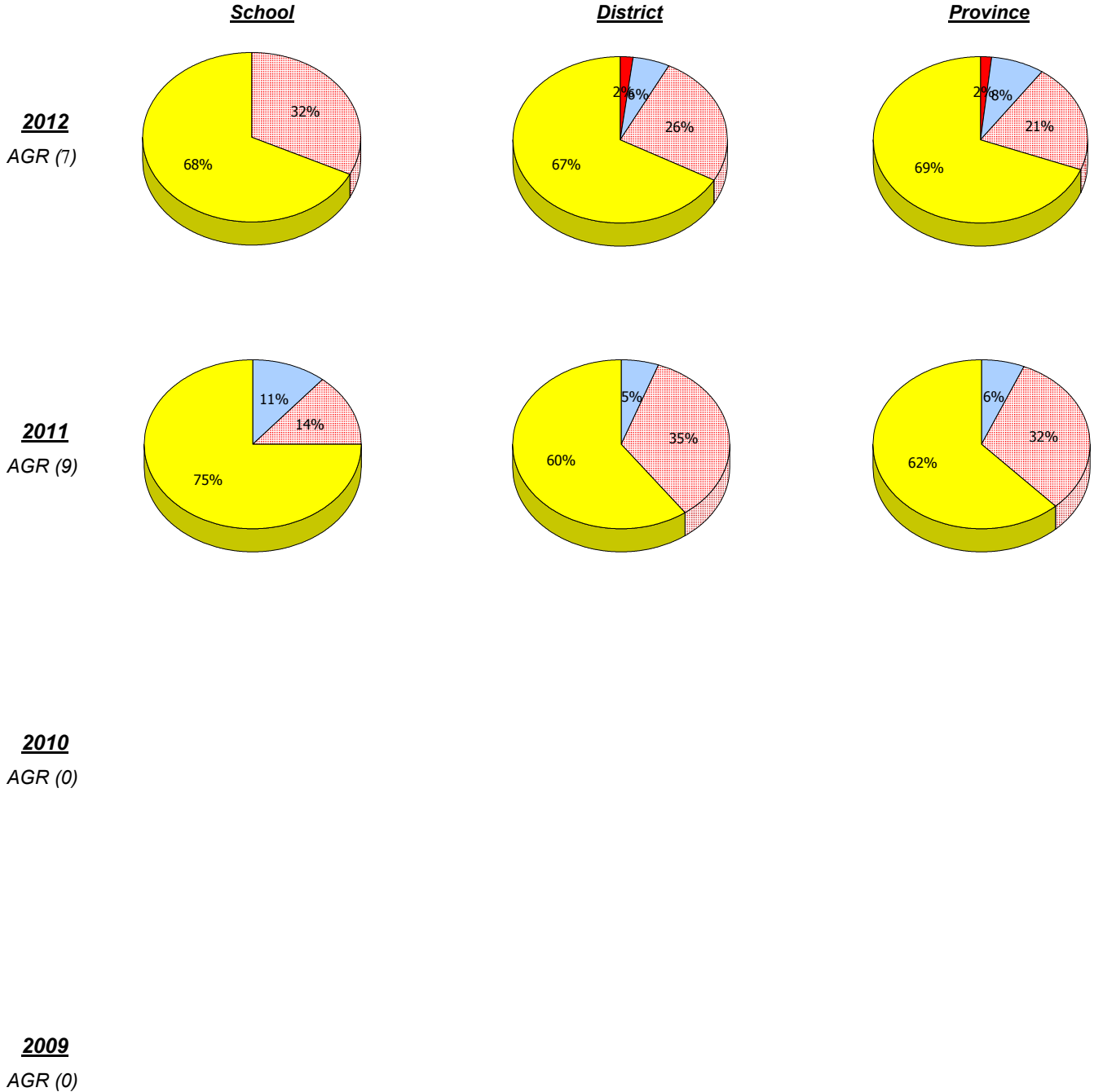
* Number Operations score is composite of Reasoning, Communication, Connections and Representations, and Problem Solving.

Source: Division of Evaluation and Research, Department of Education

District 2 - Western

School #: 487 Labrador Straits Academy

Number Operations



Unknown



Exemption



Not Yet Meeting (1 or 2)



Meeting or Exceeding (3,4,5)

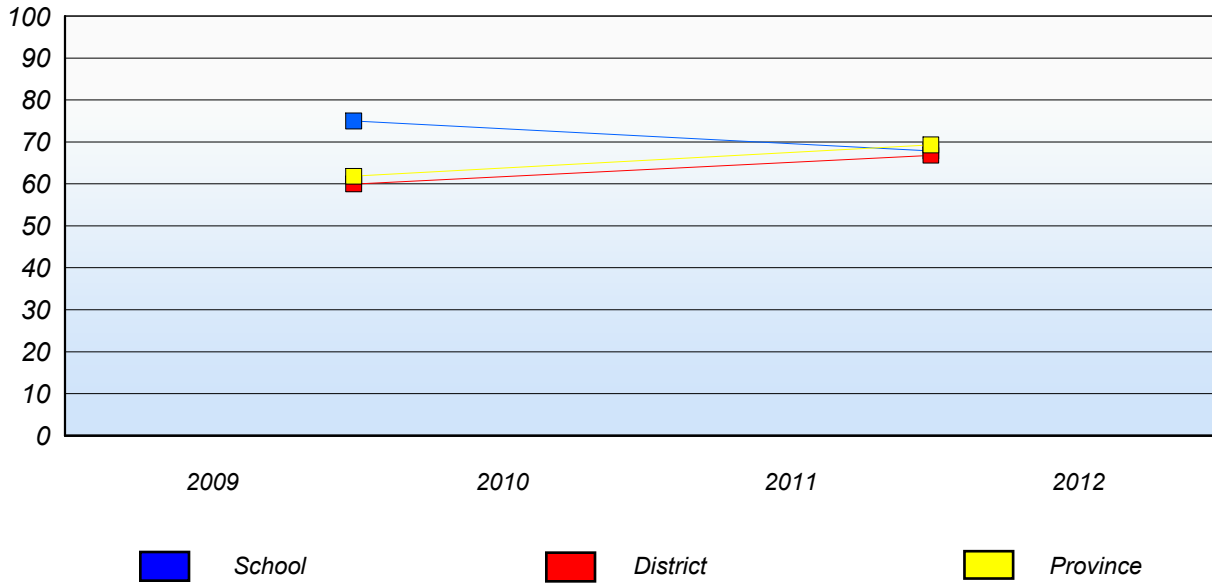
* In some cases, CRT numbers may exceed AGR numbers based on late enrolments. Pie chart is based on the number of students who wrote the CRT.

* Number Operations score is composite of Reasoning, Communication, Connections and Representations, and Problem Solving.

District 2 - Western

School #: 487 Labrador Straits Academy

Number Operations
Percentage of students at level 3 or above (2009 - 2012)



* In some cases, CRT numbers may exceed AGR numbers based on late enrolments. Pie chart is based on the number of students who wrote the CRT.

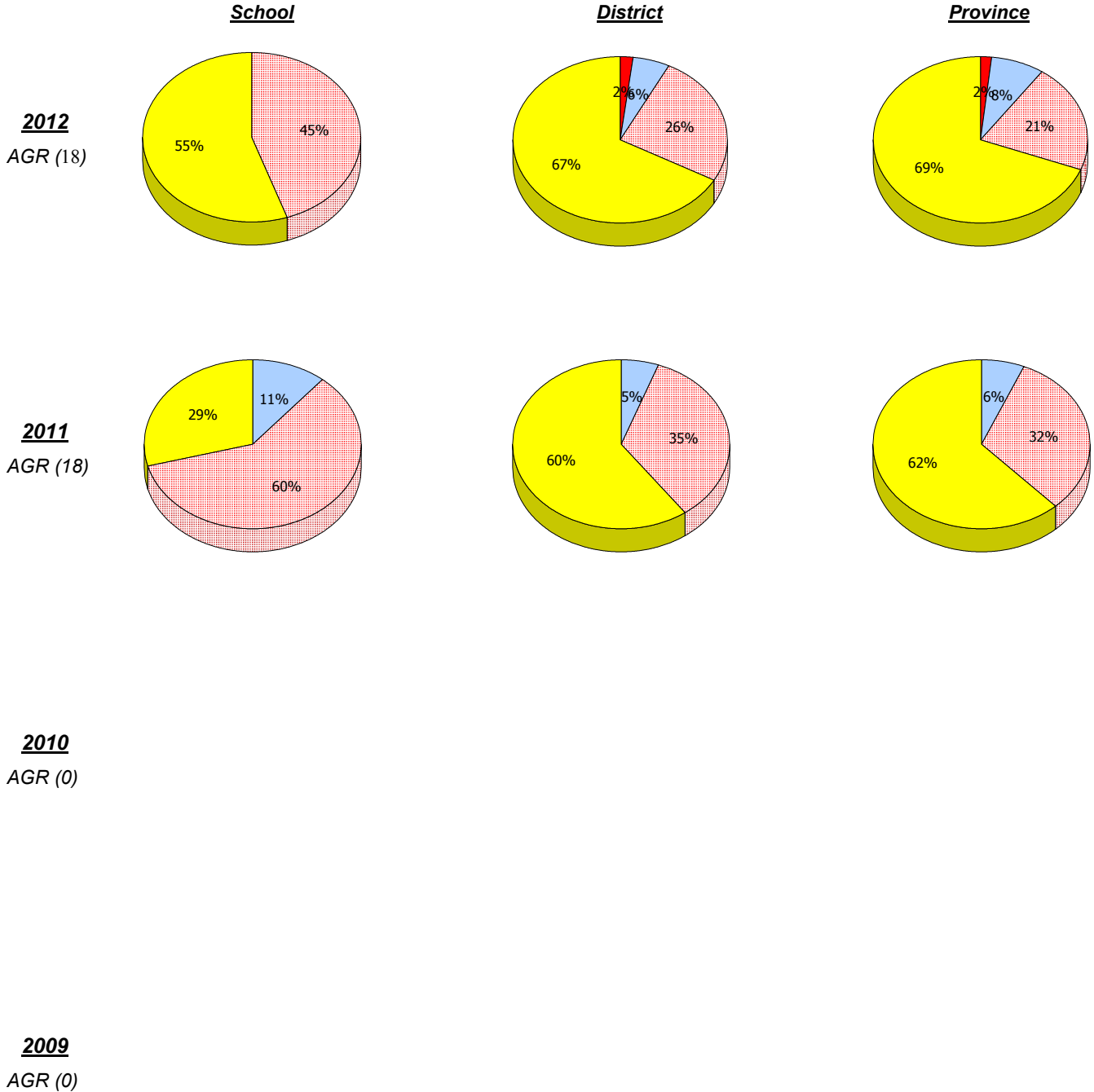
* Number Operations score is composite of Reasoning, Communication, Connections and Representations, and Problem Solving.

Source: Division of Evaluation and Research, Department of Education

District 2 - Western

School #: 488 French Shore Academy

Number Operations



Unknown



Exemption



Not Yet Meeting (1 or 2)



Meeting or Exceeding (3,4,5)

* In some cases, CRT numbers may exceed AGR numbers based on late enrolments. Pie chart is based on the number of students who wrote the CRT.

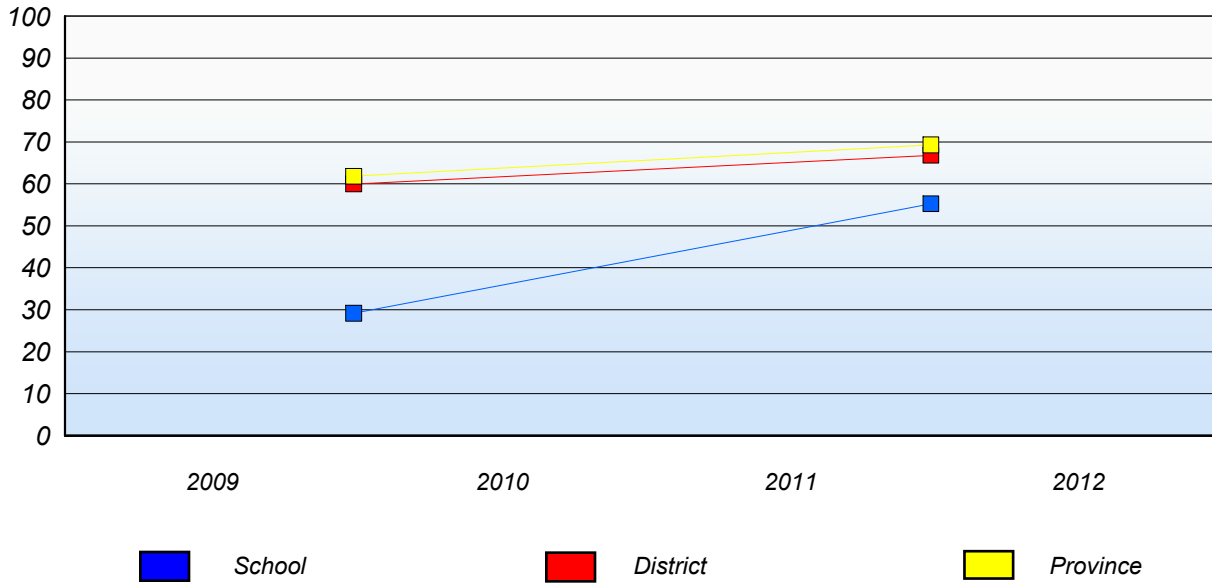
* Number Operations score is composite of Reasoning, Communication, Connections and Representations, and Problem Solving.

District 2 - Western

School #: 488 French Shore Academy

Number Operations

Percentage of students at level 3 or above (2009 - 2012)



* In some cases, CRT numbers may exceed AGR numbers based on late enrolments. Pie chart is based on the number of students who wrote the CRT.

* Number Operations score is composite of Reasoning, Communication, Connections and Representations, and Problem Solving.

Source: Division of Evaluation and Research, Department of Education