
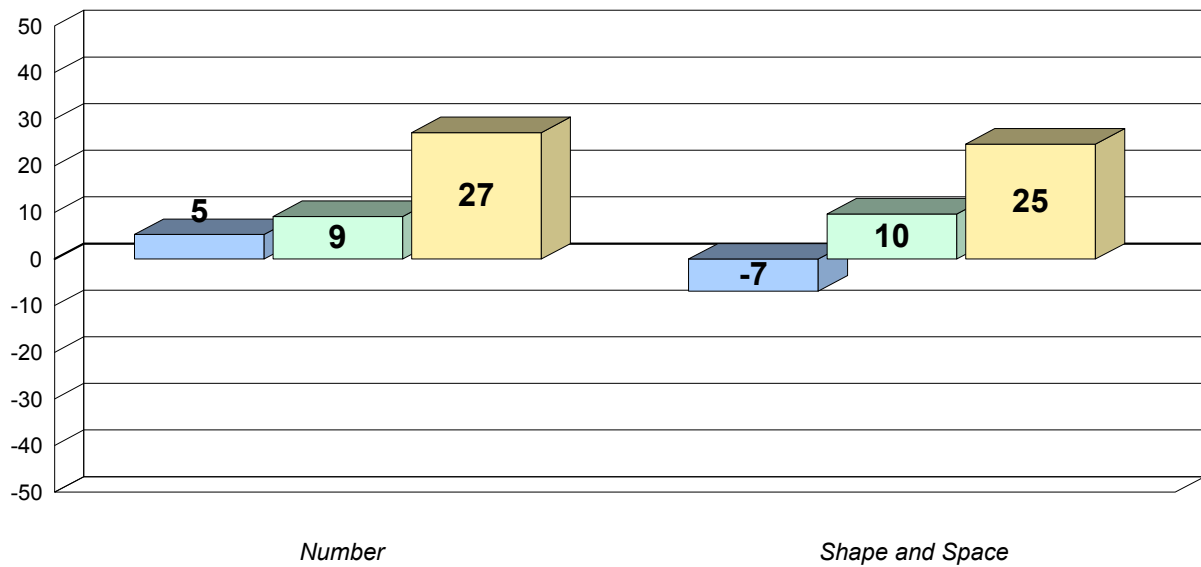



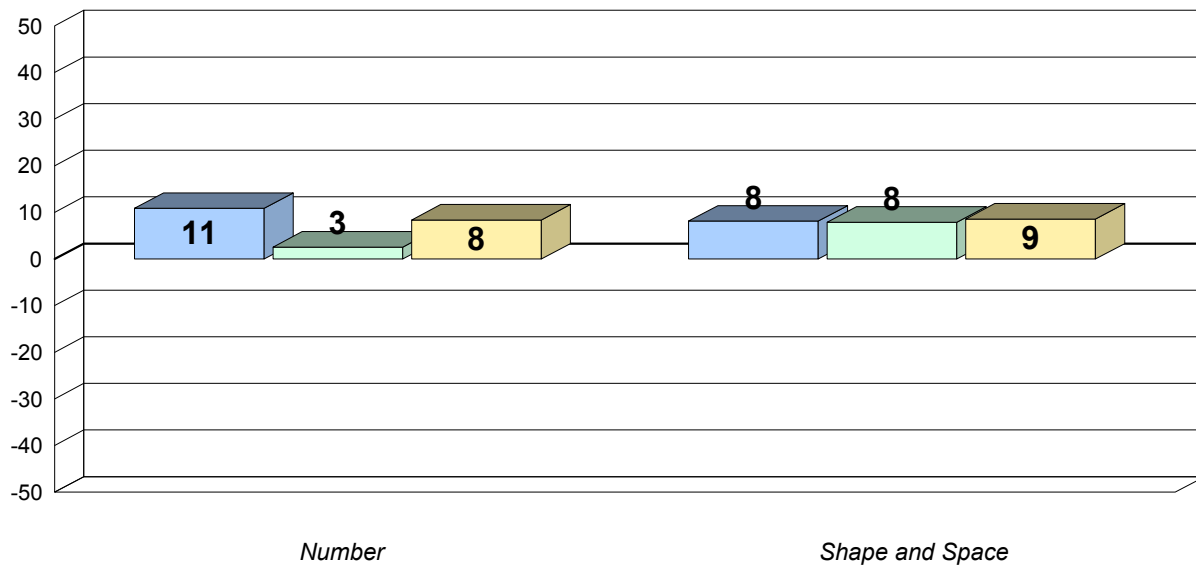
Total Grade 9 (2012) students: 7

*Longitudinal
Cohort of students
Difference from Provincial Mean 2006 - 2009 - 2012*




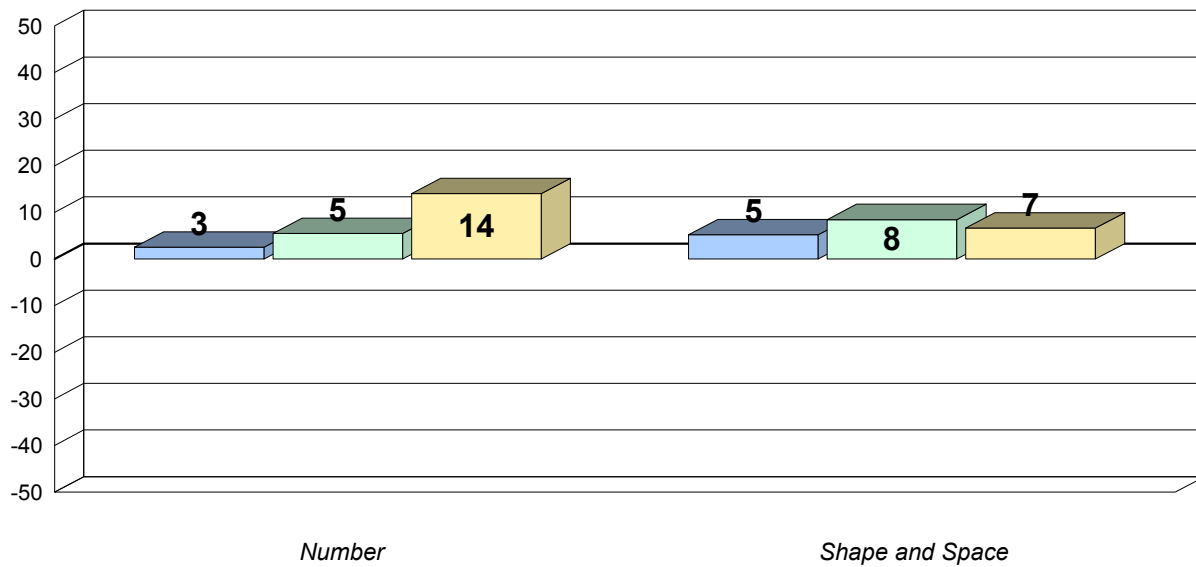
Total Grade 9 (2012) students: 28

*Longitudinal
Cohort of students
Difference from Provincial Mean 2006 - 2009 - 2012*



Total Grade 9 (2012) students: 9


*Longitudinal
Cohort of students
Difference from Provincial Mean 2006 - 2009 - 2012*



Total Grade 9 (2012) students: 1

**Longitudinal
Cohort of students
Difference from Provincial Mean 2006 - 2009 - 2012**


School data with 5 or fewer students withheld for reasons of confidentiality.



Total Grade 9 (2012) students: 4

**Longitudinal
Cohort of students
Difference from Provincial Mean 2006 - 2009 - 2012**


School data with 5 or fewer students withheld for reasons of confidentiality.



Total Grade 9 (2012) students: 4

**Longitudinal
Cohort of students
Difference from Provincial Mean 2006 - 2009 - 2012**

School data with 5 or fewer students withheld for reasons of confidentiality.



Total Grade 9 (2012) students: 4

**Longitudinal
Cohort of students
Difference from Provincial Mean 2006 - 2009 - 2012**

School data with 5 or fewer students withheld for reasons of confidentiality.

