

**Longitudinal
Cohort of students
Difference from Provincial Mean 2006 - 2009 - 2012**

Reading

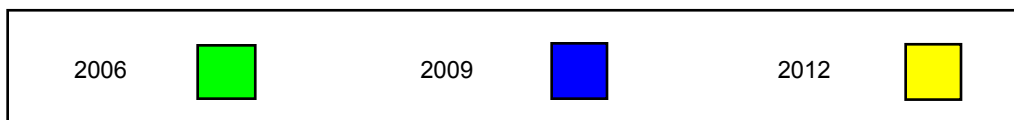
School data with 5 or fewer students withheld for reasons of confidentiality.

Grade 3 2006	Grade 6 2009	Grade 9 2012
Prov Mean 61% Level 3 and above	Prov Mean 76% Level 3 and above	Prov Mean 90% Level 3 and above

Demand Writing

School data with 5 or fewer students withheld for reasons of confidentiality.

Grade 3 2006	Grade 6 2009	Grade 9 2012
Prov Mean 84% Level 3 and above	Prov Mean 82% Level 3 and above	Prov Mean 92% Level 3 and above



**Longitudinal
Cohort of students
Difference from Provincial Mean 2006 - 2009 - 2012**

Reading

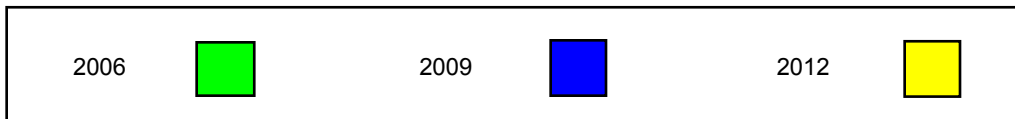
School data with 5 or fewer students withheld for reasons of confidentiality.

Grade 3 2006	Grade 6 2009	Grade 9 2012
Prov Mean 61% Level 3 and above	Prov Mean 76% Level 3 and above	Prov Mean 90% Level 3 and above

Demand Writing

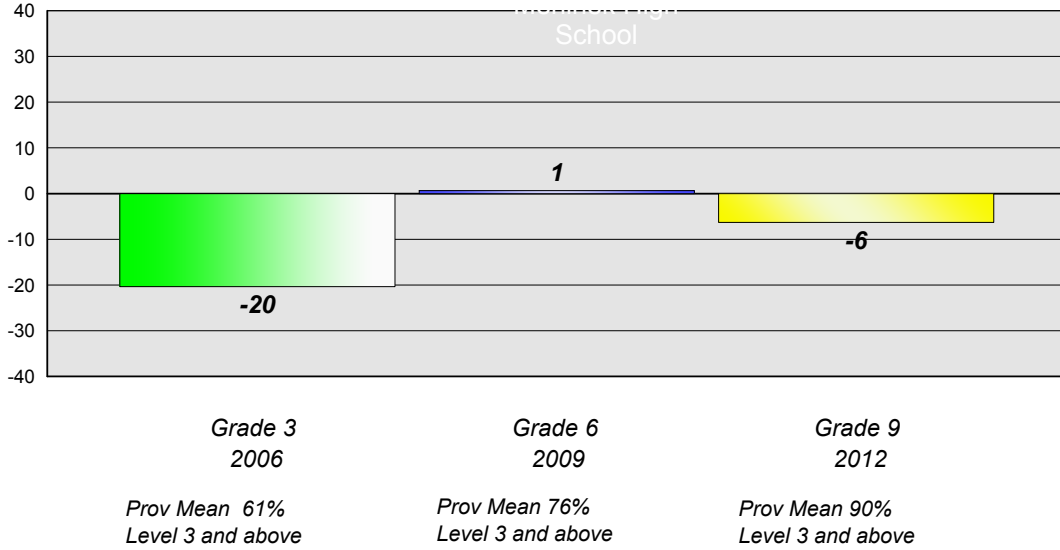
School data with 5 or fewer students withheld for reasons of confidentiality.

Grade 3 2006	Grade 6 2009	Grade 9 2012
Prov Mean 84% Level 3 and above	Prov Mean 82% Level 3 and above	Prov Mean 92% Level 3 and above

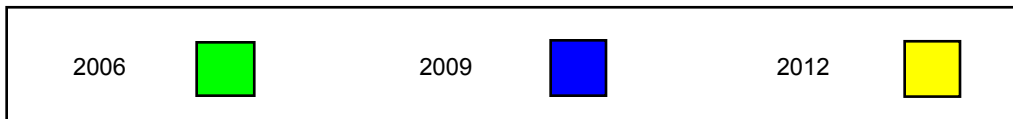
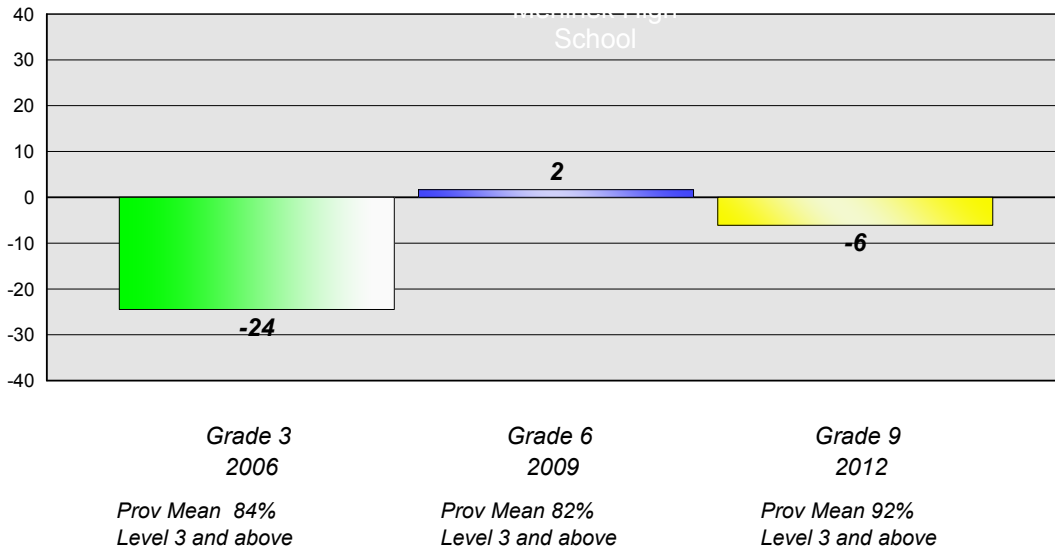


**Longitudinal
Cohort of students
Difference from Provincial Mean 2006 - 2009 - 2012**

Reading



Demand Writing



* Reading score is composite of Non Fiction and Poetry.

Results are based on the same cohort of students.

**Longitudinal
Cohort of students
Difference from Provincial Mean 2006 - 2009 - 2012**

Reading

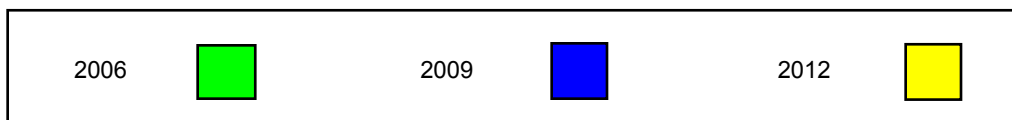
School data with 5 or fewer students withheld for reasons of confidentiality.

Grade 3 2006	Grade 6 2009	Grade 9 2012
Prov Mean 61% Level 3 and above	Prov Mean 76% Level 3 and above	Prov Mean 90% Level 3 and above

Demand Writing

School data with 5 or fewer students withheld for reasons of confidentiality.

Grade 3 2006	Grade 6 2009	Grade 9 2012
Prov Mean 84% Level 3 and above	Prov Mean 82% Level 3 and above	Prov Mean 92% Level 3 and above



**Longitudinal
Cohort of students
Difference from Provincial Mean 2006 - 2009 - 2012**

Reading

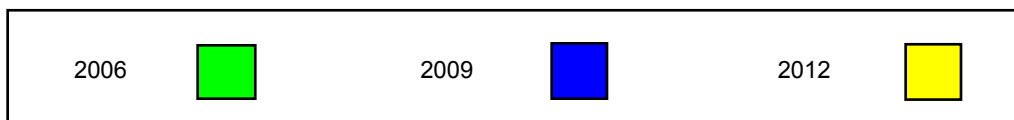
School data with 5 or fewer students withheld for reasons of confidentiality.

Grade 3 2006	Grade 6 2009	Grade 9 2012
Prov Mean 61% Level 3 and above	Prov Mean 76% Level 3 and above	Prov Mean 90% Level 3 and above

Demand Writing

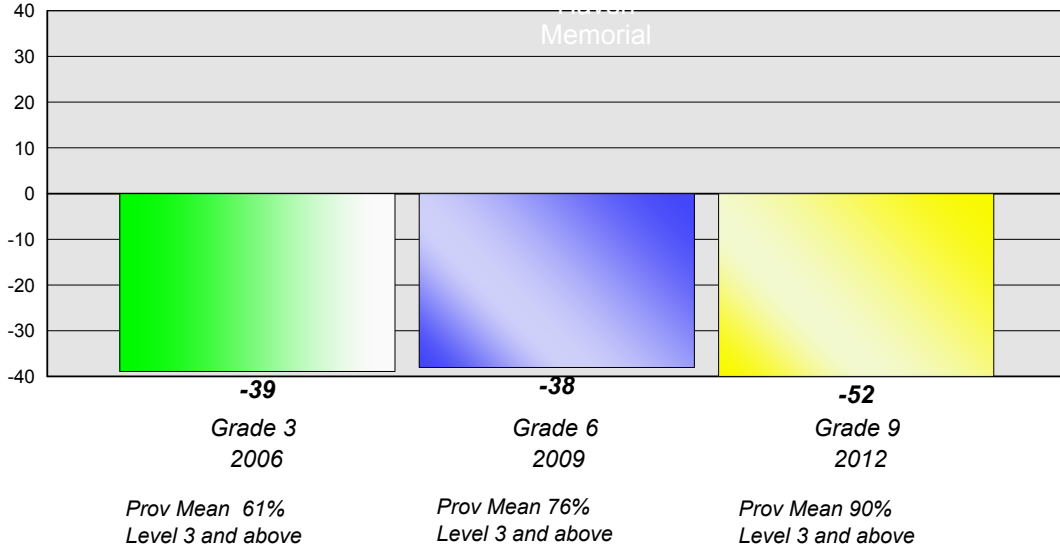
School data with 5 or fewer students withheld for reasons of confidentiality.

Grade 3 2006	Grade 6 2009	Grade 9 2012
Prov Mean 84% Level 3 and above	Prov Mean 82% Level 3 and above	Prov Mean 92% Level 3 and above

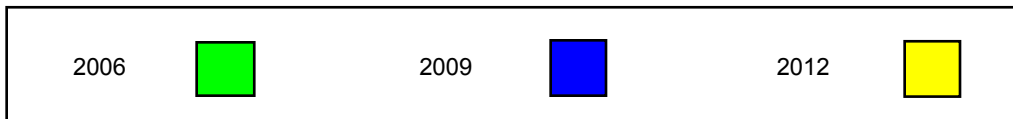
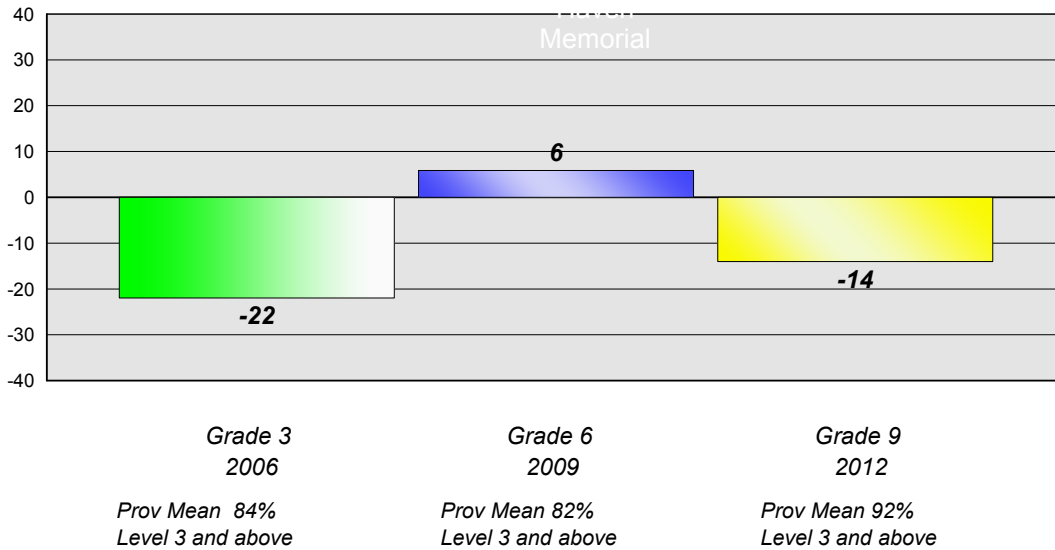


**Longitudinal
Cohort of students
Difference from Provincial Mean 2006 - 2009 - 2012**

Reading



Demand Writing

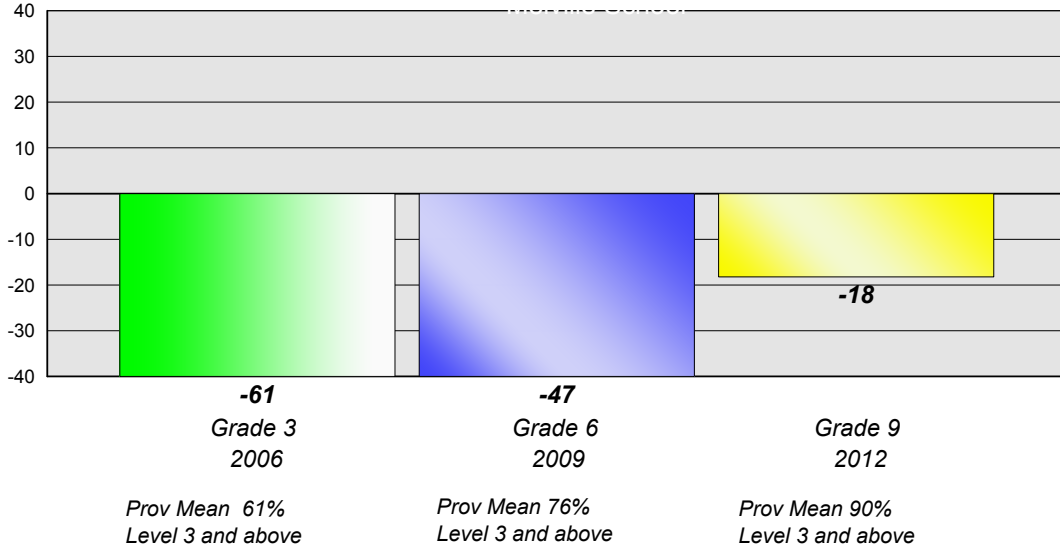


* Reading score is composite of Non Fiction and Poetry.

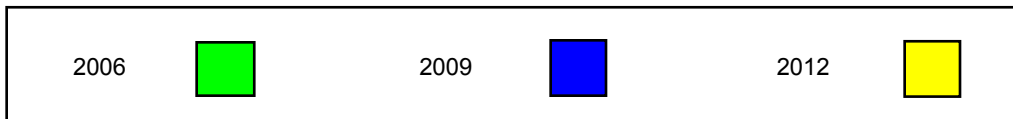
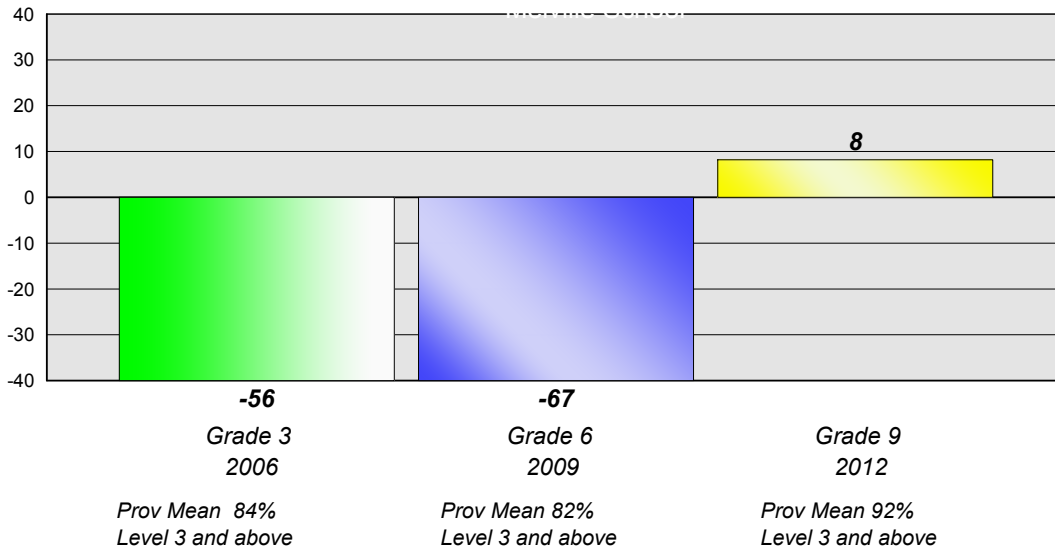
Results are based on the same cohort of students.

**Longitudinal
Cohort of students
Difference from Provincial Mean 2006 - 2009 - 2012**

Reading



Demand Writing



* Reading score is composite of Non Fiction and Poetry.

Results are based on the same cohort of students.

**Longitudinal
Cohort of students
Difference from Provincial Mean 2006 - 2009 - 2012**

Reading

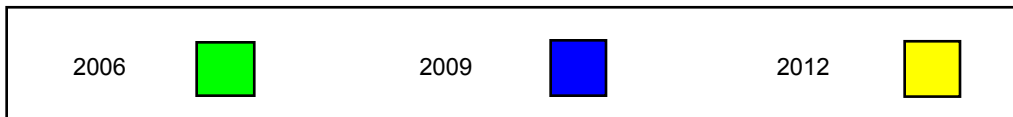
School data with 5 or fewer students withheld for reasons of confidentiality.

Grade 3 2006	Grade 6 2009	Grade 9 2012
Prov Mean 61% Level 3 and above	Prov Mean 76% Level 3 and above	Prov Mean 90% Level 3 and above

Demand Writing

School data with 5 or fewer students withheld for reasons of confidentiality.

Grade 3 2006	Grade 6 2009	Grade 9 2012
Prov Mean 84% Level 3 and above	Prov Mean 82% Level 3 and above	Prov Mean 92% Level 3 and above



**Longitudinal
Cohort of students
Difference from Provincial Mean 2006 - 2009 - 2012**

Reading

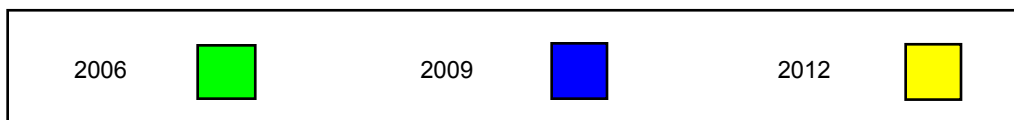
School data with 5 or fewer students withheld for reasons of confidentiality.

Grade 3 2006	Grade 6 2009	Grade 9 2012
Prov Mean 61% Level 3 and above	Prov Mean 76% Level 3 and above	Prov Mean 90% Level 3 and above

Demand Writing

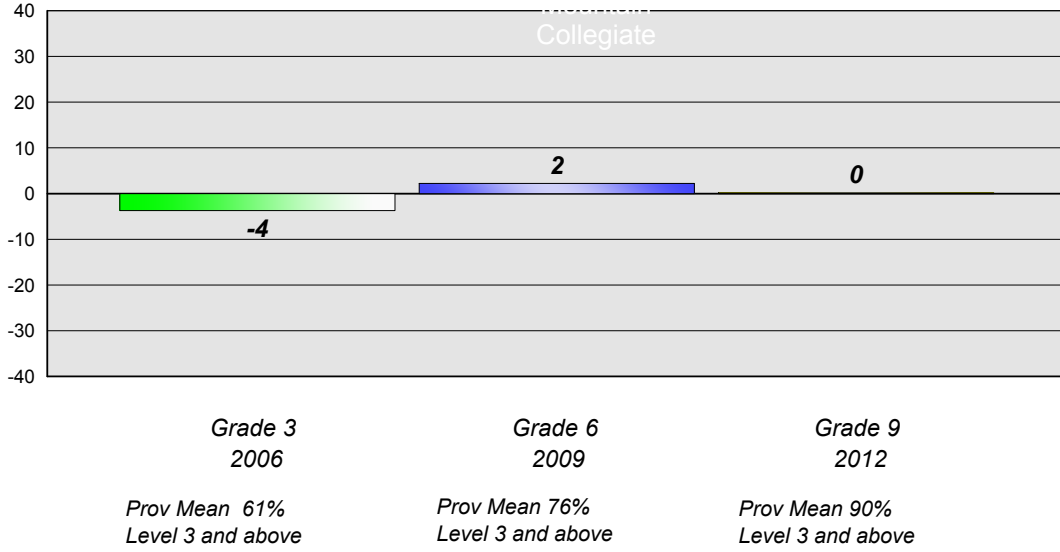
School data with 5 or fewer students withheld for reasons of confidentiality.

Grade 3 2006	Grade 6 2009	Grade 9 2012
Prov Mean 84% Level 3 and above	Prov Mean 82% Level 3 and above	Prov Mean 92% Level 3 and above

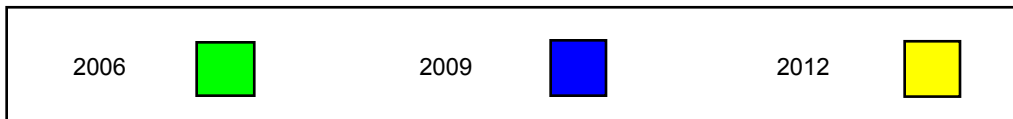
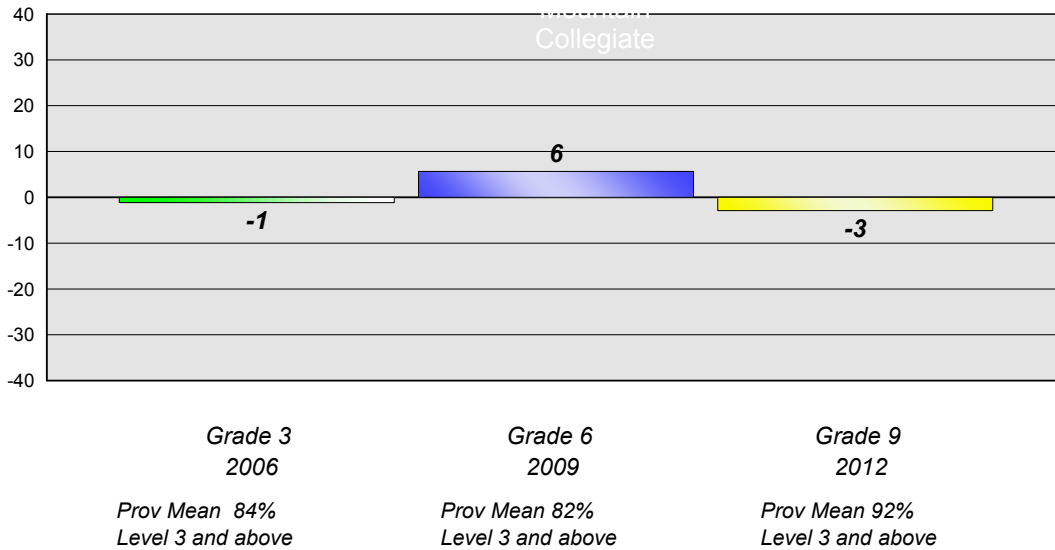


**Longitudinal
Cohort of students
Difference from Provincial Mean 2006 - 2009 - 2012**

Reading



Demand Writing



* Reading score is composite of Non Fiction and Poetry. Results are based on the same cohort of students.