

Number of Students : 5

**Phonemic Awareness**

School data with 5 or fewer students withheld for reasons of confidentiality.

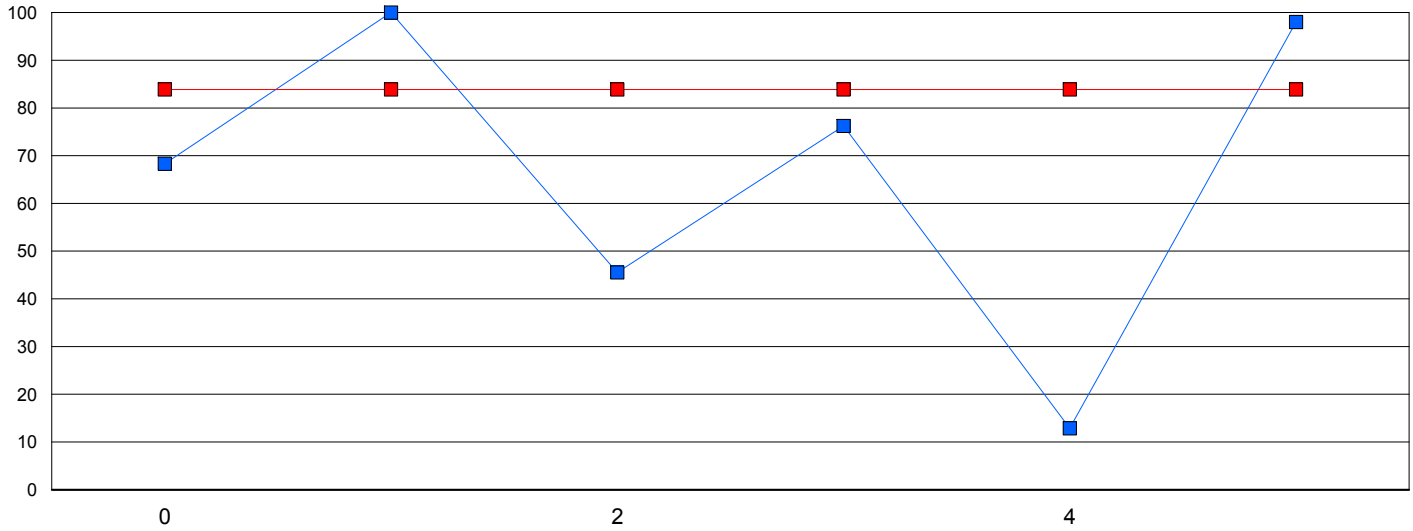
This graph shows performance of each student vs. the province. The provincial average on Phonemic Awareness is 83.9.



*Student data withheld for reasons of confidentiality.*

Number of Students : 7

**Phonemic Awareness**



This graph shows performance of each student vs. the province. The provincial average on Phonemic Awareness is 83.9.

Phonemic Awareness **Student**
 Phonemic Awareness **Province**

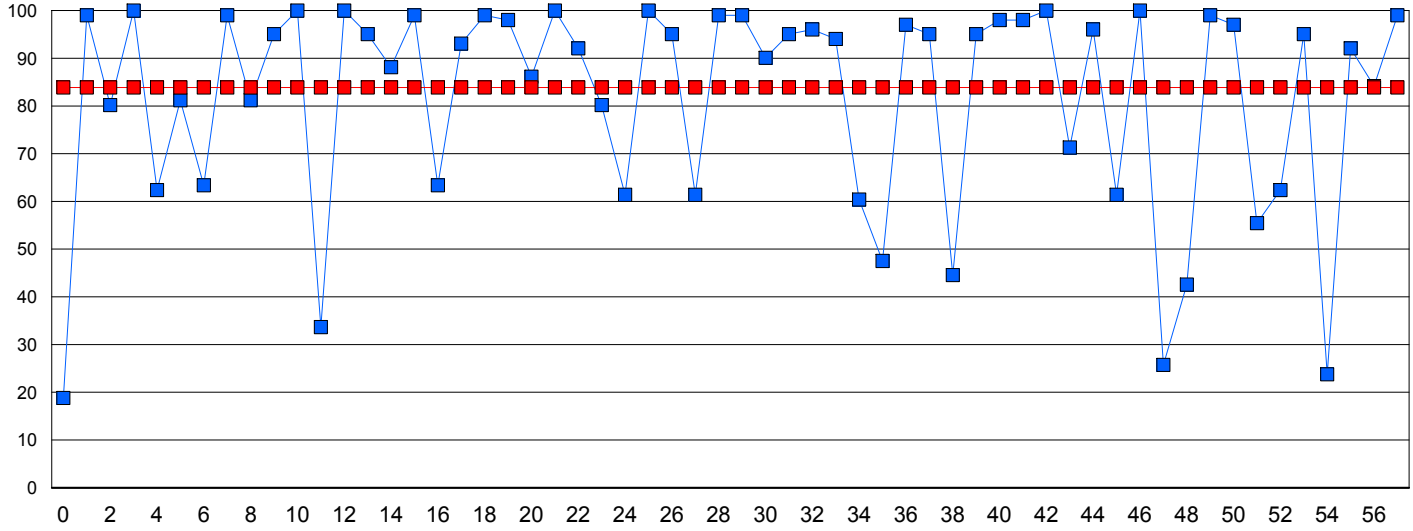
**Student #**

**Student Name**

*Student data withheld for reasons of confidentiality.*

Number of Students : 58

**Phonemic Awareness**



This graph shows performance of each student vs. the province. The provincial average on Phonemic Awareness is 83.9.

Phonemic Awareness *Student*
 Phonemic Awareness *Province*

Student #

Student Name

*Student data withheld for reasons of confidentiality.*



Number of Students : 4

**Phonemic Awareness**

School data with 5 or fewer students withheld for reasons of confidentiality.

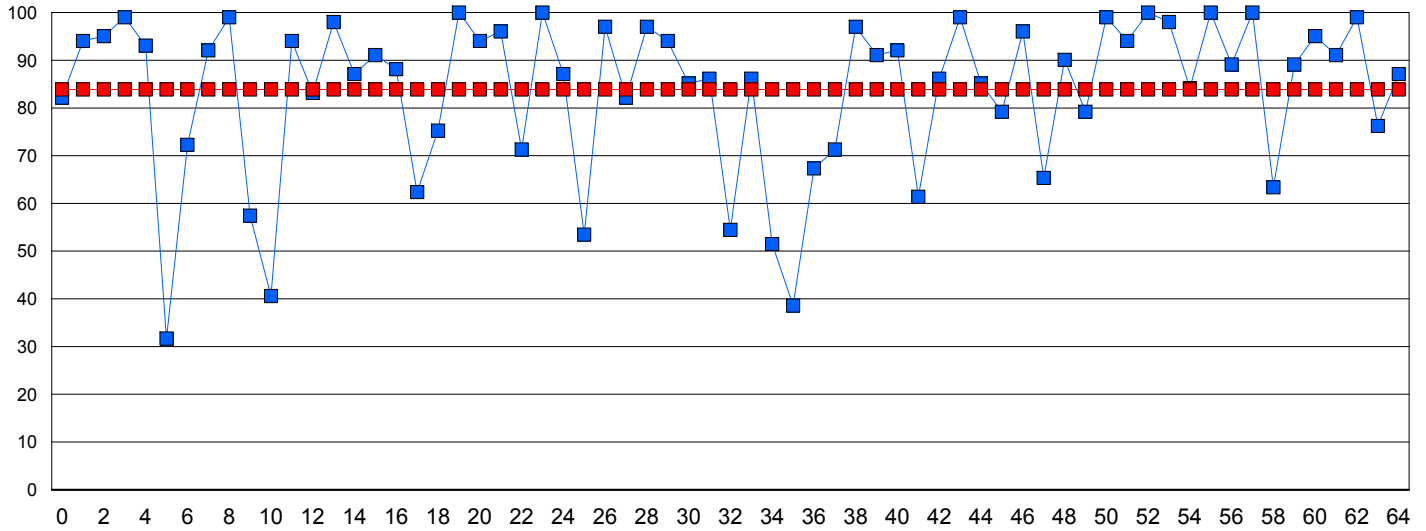
This graph shows performance of each student vs. the province. The provincial average on Phonemic Awareness is 83.9.



*Student data withheld for reasons of confidentiality.*

Number of Students : 65

**Phonemic Awareness**



This graph shows performance of each student vs. the province. The provincial average on Phonemic Awareness is 83.9.

Phonemic Awareness **Student**
 Phonemic Awareness **Province**

Student #

Student Name

*Student data withheld for reasons of confidentiality.*



Number of Students : 4

**Phonemic Awareness**

School data with 5 or fewer students withheld for reasons of confidentiality.

This graph shows performance of each student vs. the province. The provincial average on Phonemic Awareness is 83.9.

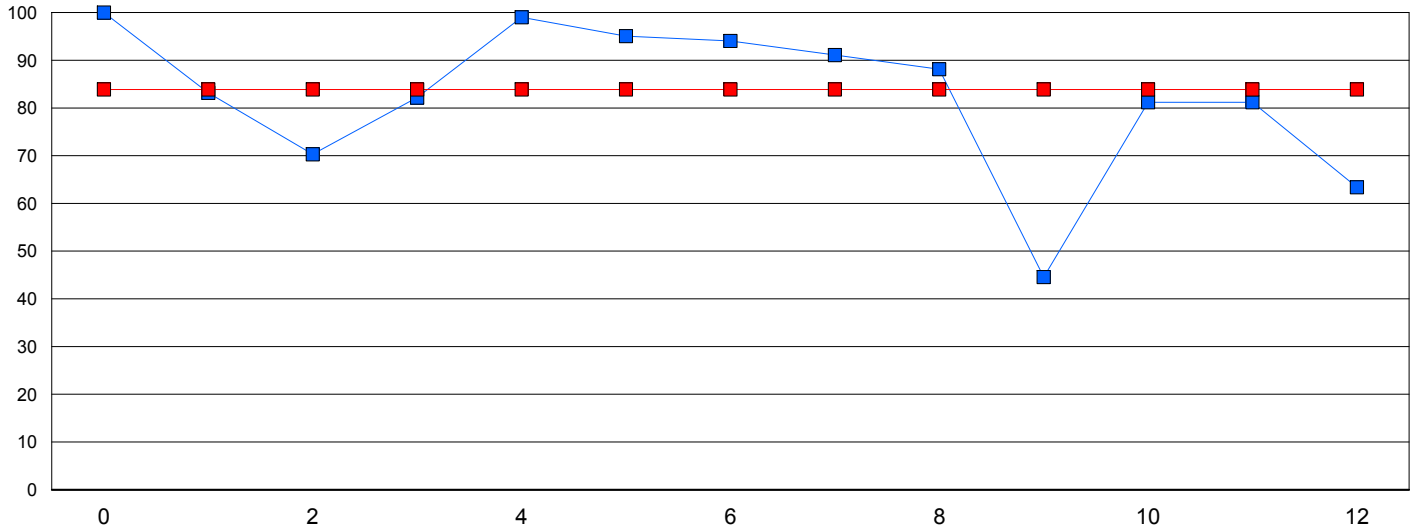


*Student data withheld for reasons of confidentiality.*



Number of Students : 13

**Phonemic Awareness**



This graph shows performance of each student vs. the province. The provincial average on Phonemic Awareness is 83.9.

Phonemic Awareness *Student*
 Phonemic Awareness *Province*

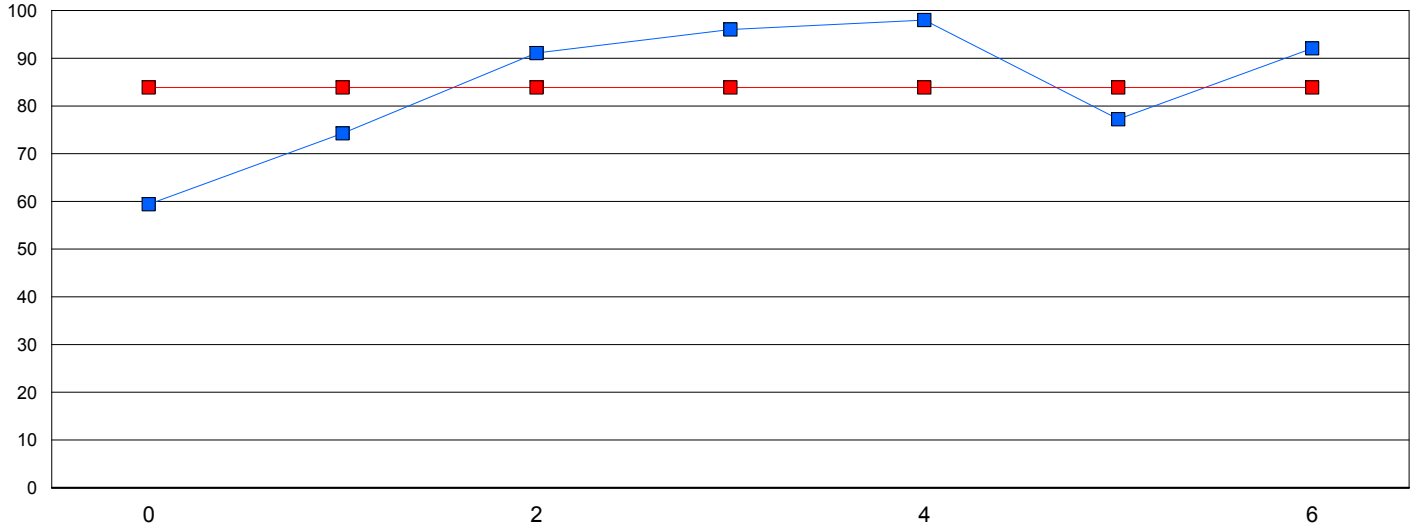
Student #

Student Name

*Student data withheld for reasons of confidentiality.*

Number of Students : 7

**Phonemic Awareness**



This graph shows performance of each student vs. the province. The provincial average on Phonemic Awareness is 83.9.

Phonemic Awareness **Student**
 Phonemic Awareness **Province**

**Student #**

**Student Name**

*Student data withheld for reasons of confidentiality.*

Number of Students : 1

**Phonemic Awareness**

School data with 5 or fewer students withheld for reasons of confidentiality.

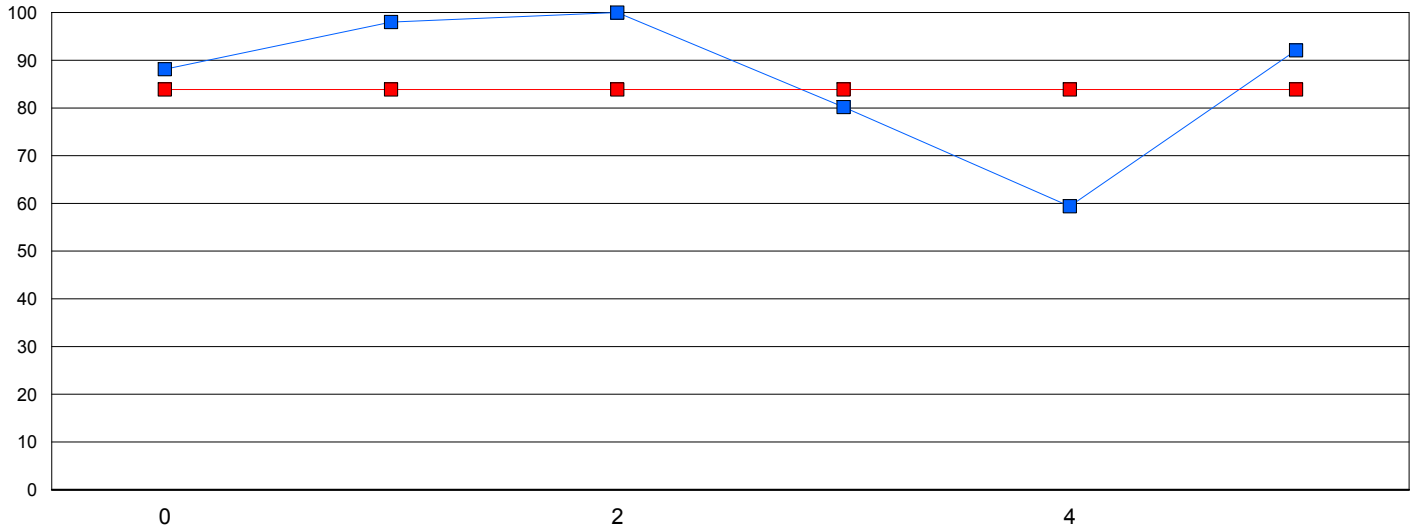
This graph shows performance of each student vs. the province. The provincial average on Phonemic Awareness is 83.9.



*Student data withheld for reasons of confidentiality.*

Number of Students : 6

**Phonemic Awareness**



This graph shows performance of each student vs. the province. The provincial average on Phonemic Awareness is 83.9.

Phonemic Awareness **Student**
 Phonemic Awareness **Province**

**Student #**

**Student Name**

*Student data withheld for reasons of confidentiality.*

Number of Students : 1

**Phonemic Awareness**

School data with 5 or fewer students withheld for reasons of confidentiality.

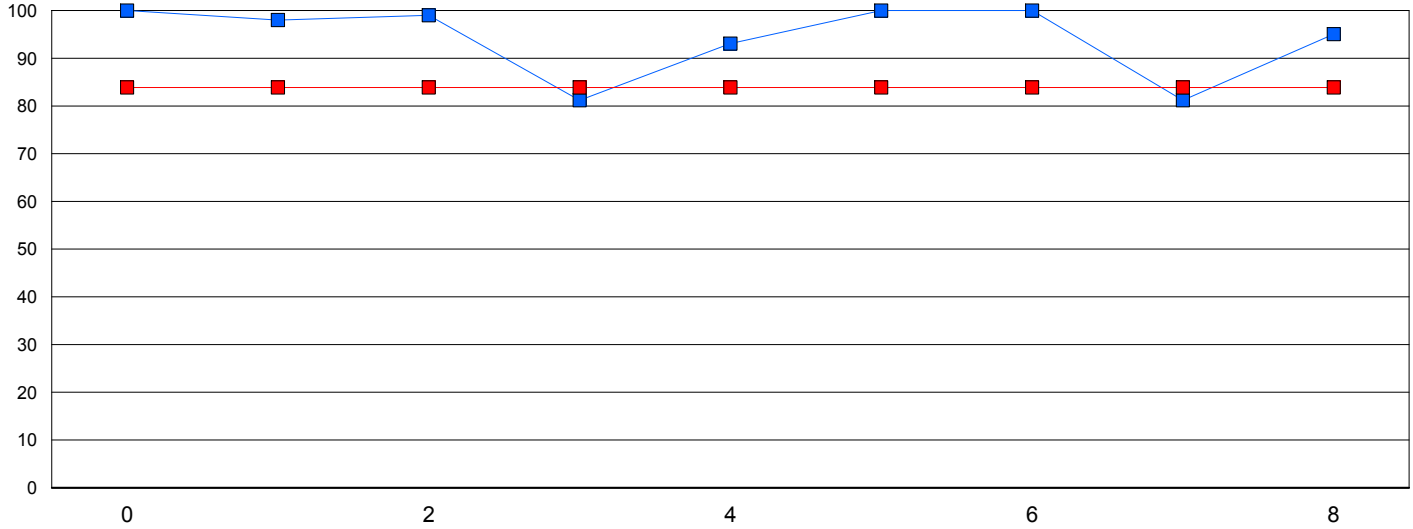
This graph shows performance of each student vs. the province. The provincial average on Phonemic Awareness is 83.9.



*Student data withheld for reasons of confidentiality.*

Number of Students : 9

**Phonemic Awareness**



This graph shows performance of each student vs. the province. The provincial average on Phonemic Awareness is 83.9.

Phonemic Awareness **Student**
 Phonemic Awareness **Province**

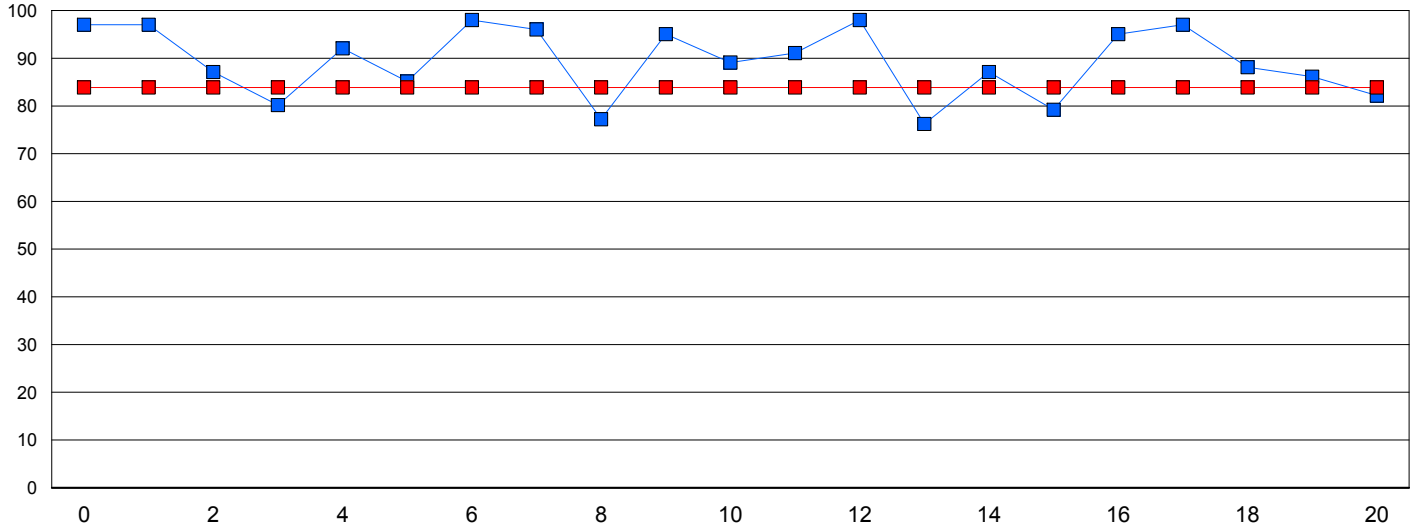
**Student #**

**Student Name**

*Student data withheld for reasons of confidentiality.*

Number of Students : 21

**Phonemic Awareness**



This graph shows performance of each student vs. the province. The provincial average on Phonemic Awareness is 83.9.

Phonemic Awareness ***Student***
 Phonemic Awareness ***Province***

**Student #**

**Student Name**

*Student data withheld for reasons of confidentiality.*





Number of Students : 1

**Phonemic Awareness**

School data with 5 or fewer students withheld for reasons of confidentiality.

This graph shows performance of each student vs. the province. The provincial average on Phonemic Awareness is 83.9.



*Student data withheld for reasons of confidentiality.*

Number of Students : 1

**Phonemic Awareness**

School data with 5 or fewer students withheld for reasons of confidentiality.

This graph shows performance of each student vs. the province. The provincial average on Phonemic Awareness is 83.9.



*Student data withheld for reasons of confidentiality.*

Number of Students : 1

**Phonemic Awareness**

School data with 5 or fewer students withheld for reasons of confidentiality.

This graph shows performance of each student vs. the province. The provincial average on Phonemic Awareness is 83.9.



*Student data withheld for reasons of confidentiality.*

Number of Students : 2

**Phonemic Awareness**

School data with 5 or fewer students withheld for reasons of confidentiality.

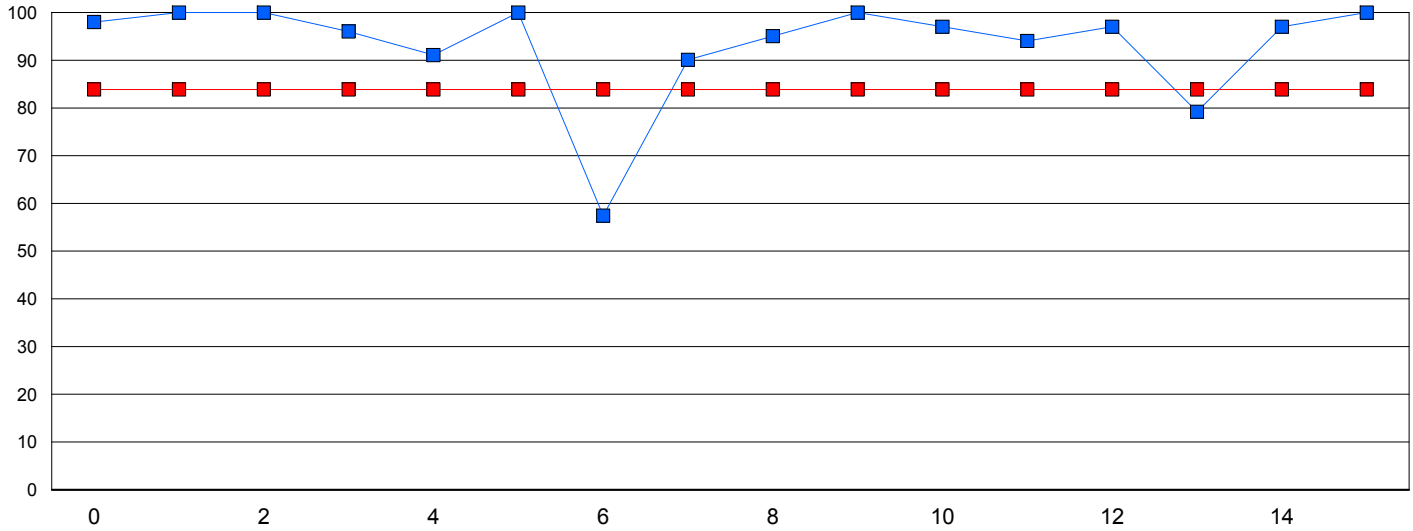
This graph shows performance of each student vs. the province. The provincial average on Phonemic Awareness is 83.9.



*Student data withheld for reasons of confidentiality.*

Number of Students : 17

**Phonemic Awareness**



This graph shows performance of each student vs. the province. The provincial average on Phonemic Awareness is 83.9.

Phonemic Awareness **Student**
 Phonemic Awareness **Province**

Student #

Student Name

*Student data withheld for reasons of confidentiality.*

Number of Students : 3

**Phonemic Awareness**

School data with 5 or fewer students withheld for reasons of confidentiality.

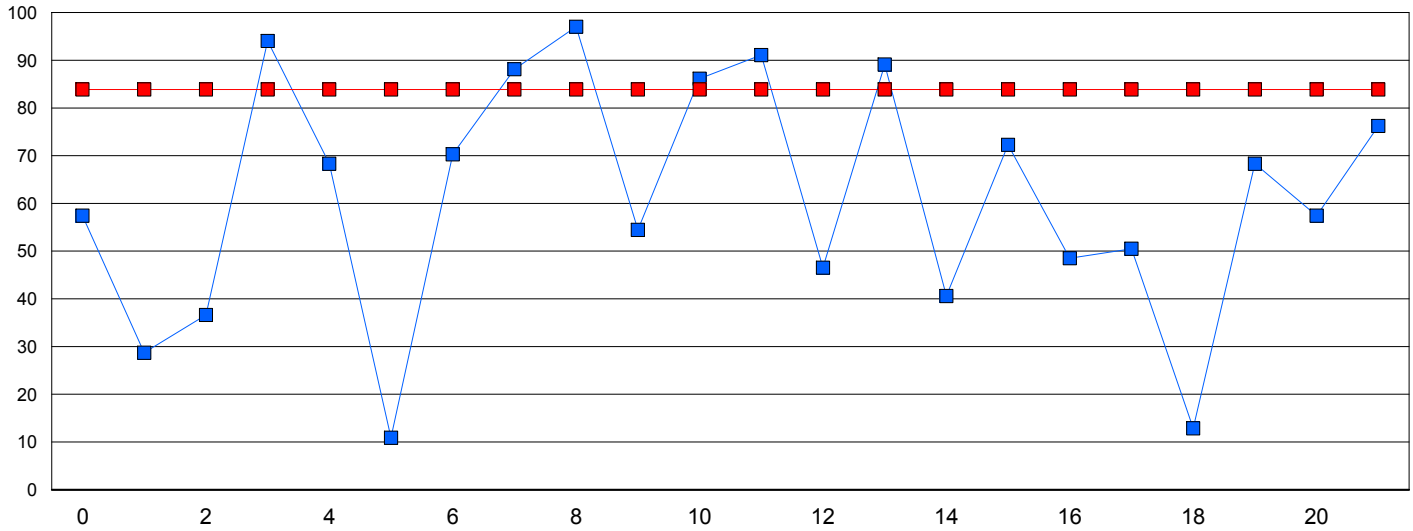
This graph shows performance of each student vs. the province. The provincial average on Phonemic Awareness is 83.9.



*Student data withheld for reasons of confidentiality.*

Number of Students : 22

**Phonemic Awareness**



This graph shows performance of each student vs. the province. The provincial average on Phonemic Awareness is 83.9.

Phonemic Awareness *Student*
 Phonemic Awareness *Province*

Student #

Student Name

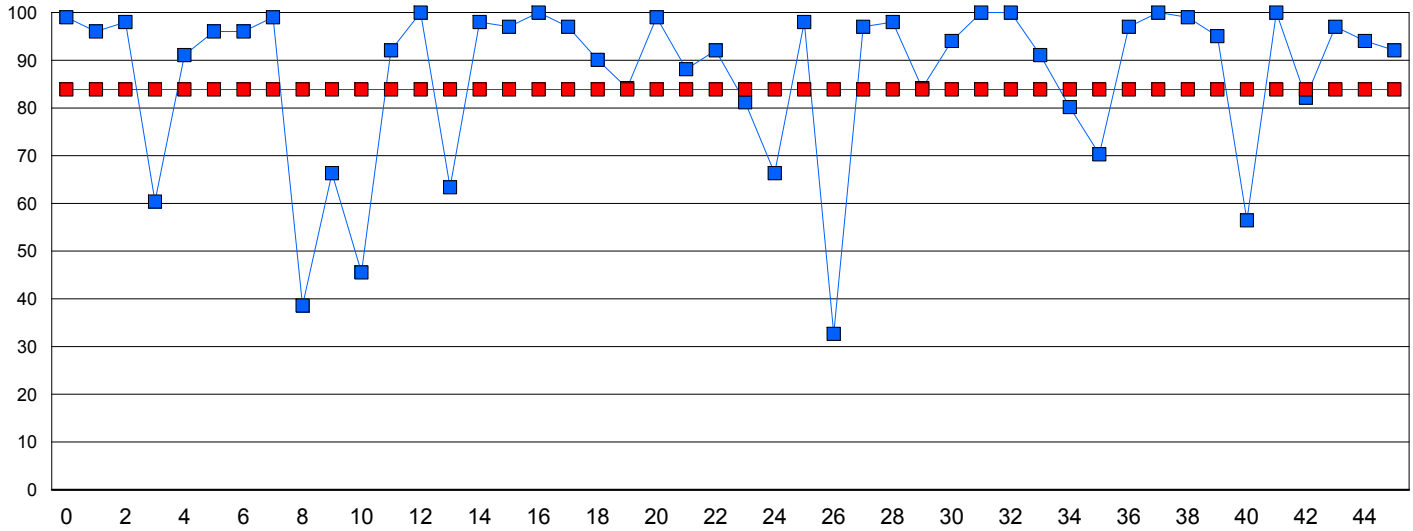
*Student data withheld for reasons of confidentiality.*





Number of Students : 46

**Phonemic Awareness**



This graph shows performance of each student vs. the province. The provincial average on Phonemic Awareness is 83.9.

Phonemic Awareness **Student**
 Phonemic Awareness **Province**

Student #

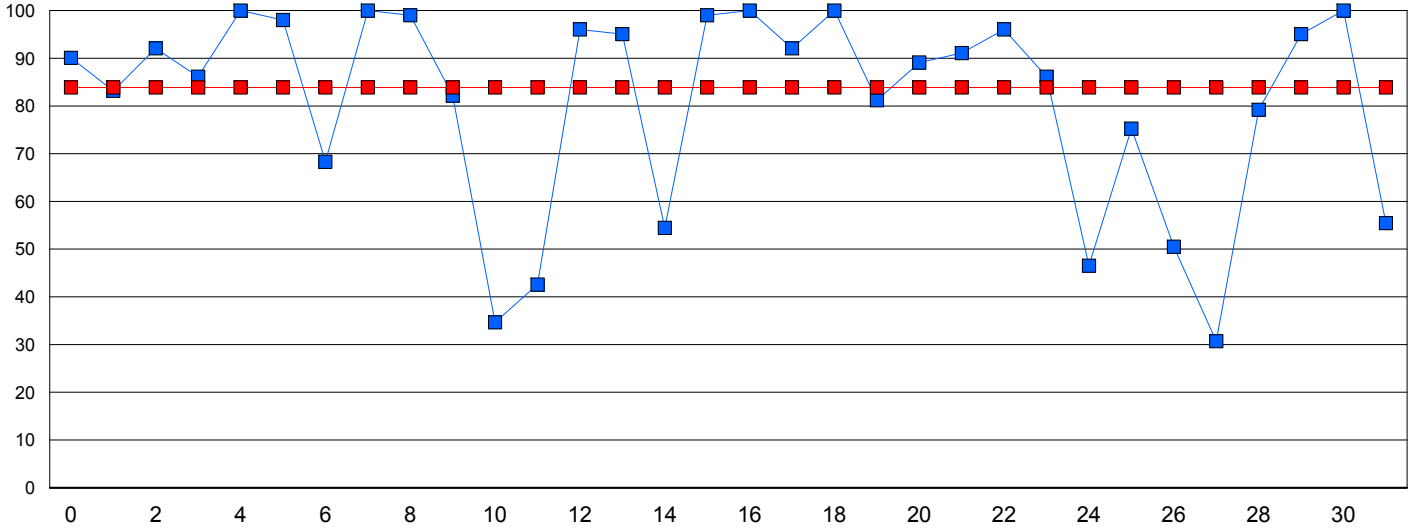
Student Name

*Student data withheld for reasons of confidentiality.*



Number of Students : 33

**Phonemic Awareness**



This graph shows performance of each student vs. the province. The provincial average on Phonemic Awareness is 83.9.

Phonemic Awareness **Student**
 Phonemic Awareness **Province**

Student #

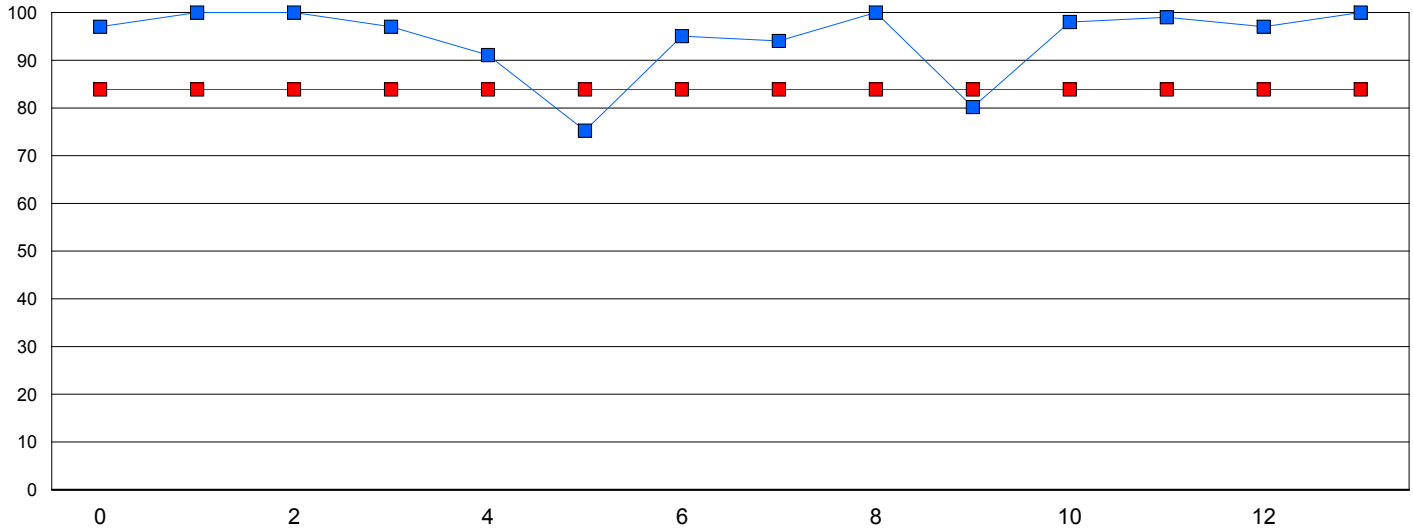
Student Name

*Student data withheld for reasons of confidentiality.*



Number of Students : 14

**Phonemic Awareness**



This graph shows performance of each student vs. the province. The provincial average on Phonemic Awareness is 83.9.

Phonemic Awareness **Student**
 Phonemic Awareness **Province**

Student #

Student Name

*Student data withheld for reasons of confidentiality.*

Number of Students : 1

**Phonemic Awareness**

School data with 5 or fewer students withheld for reasons of confidentiality.

This graph shows performance of each student vs. the province. The provincial average on Phonemic Awareness is 83.9.



*Student data withheld for reasons of confidentiality.*

Number of Students : 5

**Phonemic Awareness**

School data with 5 or fewer students withheld for reasons of confidentiality.

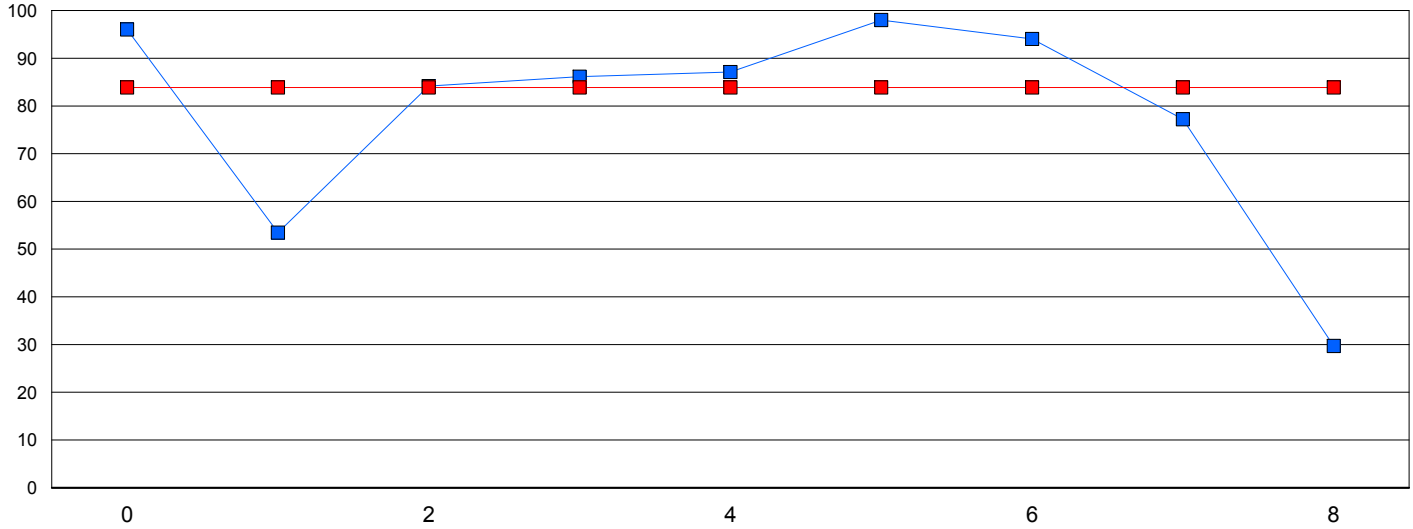
This graph shows performance of each student vs. the province. The provincial average on Phonemic Awareness is 83.9.



*Student data withheld for reasons of confidentiality.*

Number of Students : 9

**Phonemic Awareness**



This graph shows performance of each student vs. the province. The provincial average on Phonemic Awareness is 83.9.

Phonemic Awareness  
**Student**

Phonemic Awareness  
**Province**

**Student #**

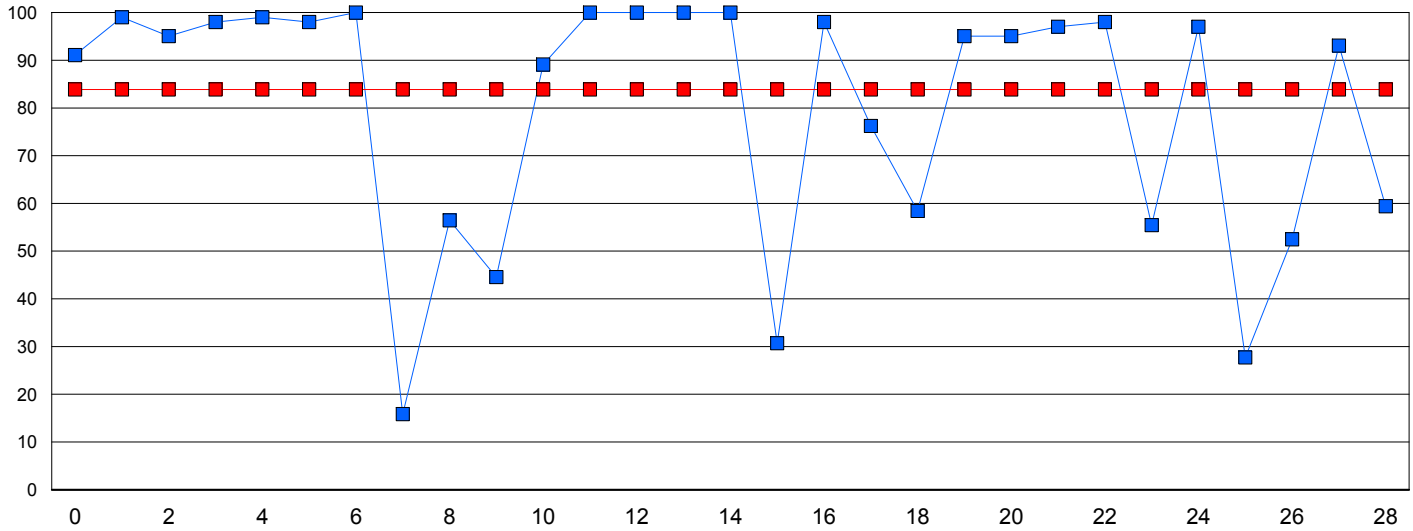
**Student Name**

*Student data withheld for reasons of confidentiality.*



Number of Students : 31

**Phonemic Awareness**



This graph shows performance of each student vs. the province. The provincial average on Phonemic Awareness is 83.9.

Phonemic Awareness *Student*
 Phonemic Awareness *Province*

Student #

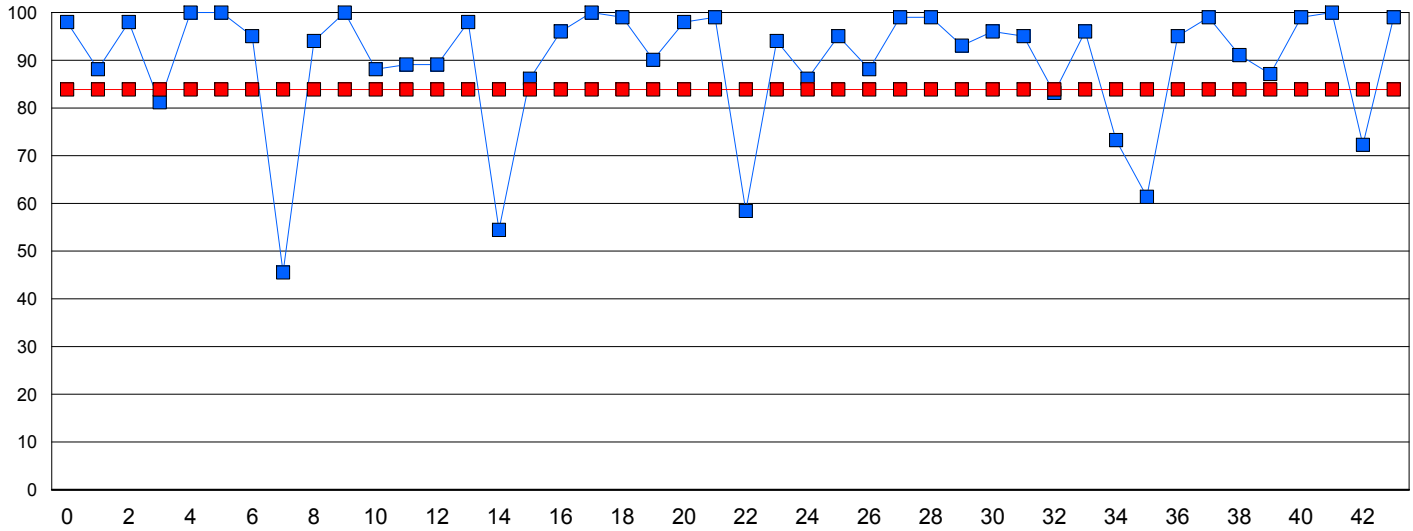
Student Name

*Student data withheld for reasons of confidentiality.*



Number of Students : 44

**Phonemic Awareness**



This graph shows performance of each student vs. the province. The provincial average on Phonemic Awareness is 83.9.

Phonemic Awareness **Student**
 Phonemic Awareness **Province**

Student #

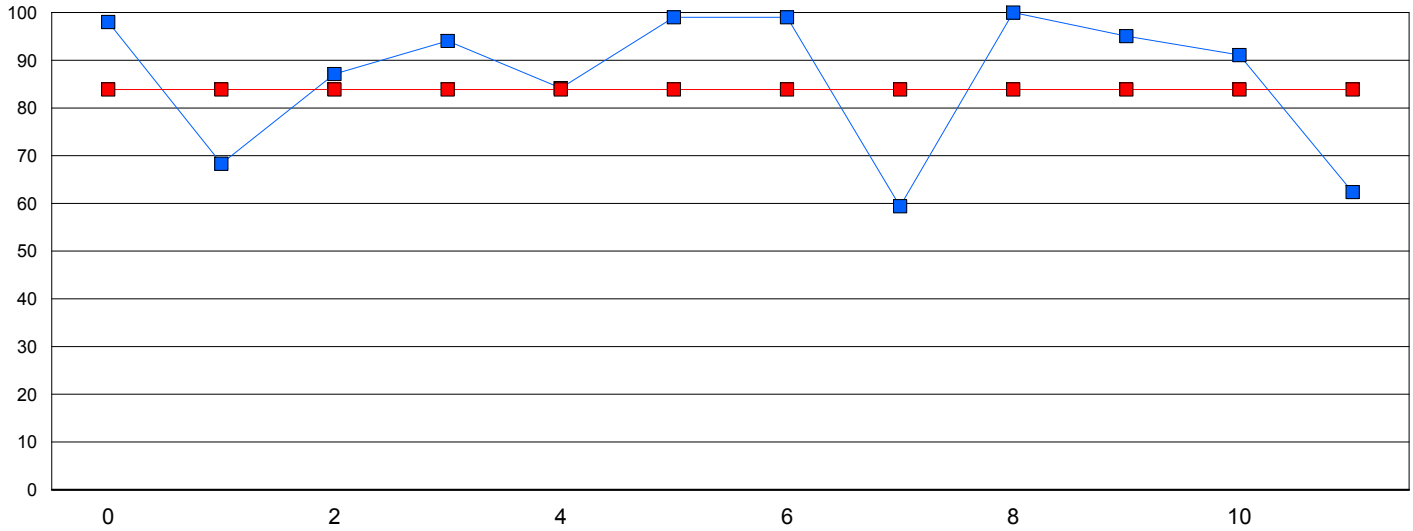
Student Name

*Student data withheld for reasons of confidentiality.*



Number of Students : 12

**Phonemic Awareness**



This graph shows performance of each student vs. the province. The provincial average on Phonemic Awareness is 83.9.

Phonemic Awareness *Student*
 Phonemic Awareness *Province*

Student #

Student Name

*Student data withheld for reasons of confidentiality.*

Number of Students : 4

**Phonemic Awareness**

School data with 5 or fewer students withheld for reasons of confidentiality.

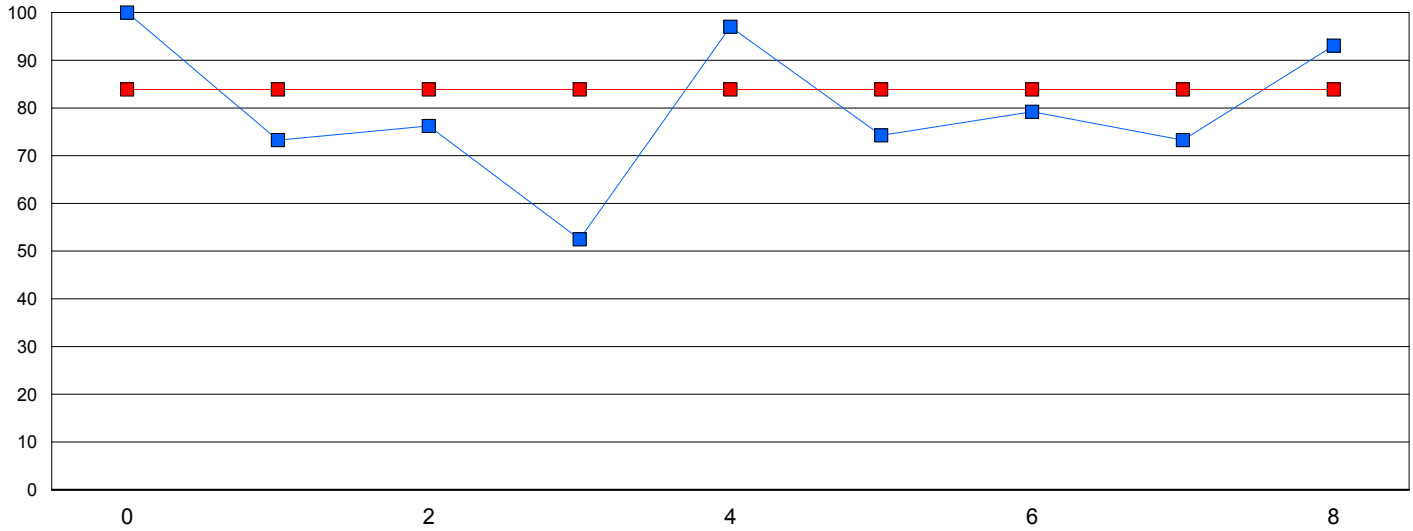
This graph shows performance of each student vs. the province. The provincial average on Phonemic Awareness is 83.9.



*Student data withheld for reasons of confidentiality.*

Number of Students : 9

**Phonemic Awareness**



This graph shows performance of each student vs. the province. The provincial average on Phonemic Awareness is 83.9.

Phonemic Awareness  
*Student*

Phonemic Awareness  
*Province*

Student #

Student Name

*Student data withheld for reasons of confidentiality.*

Number of Students : 4

**Phonemic Awareness**

School data with 5 or fewer students withheld for reasons of confidentiality.

This graph shows performance of each student vs. the province. The provincial average on Phonemic Awareness is 83.9.

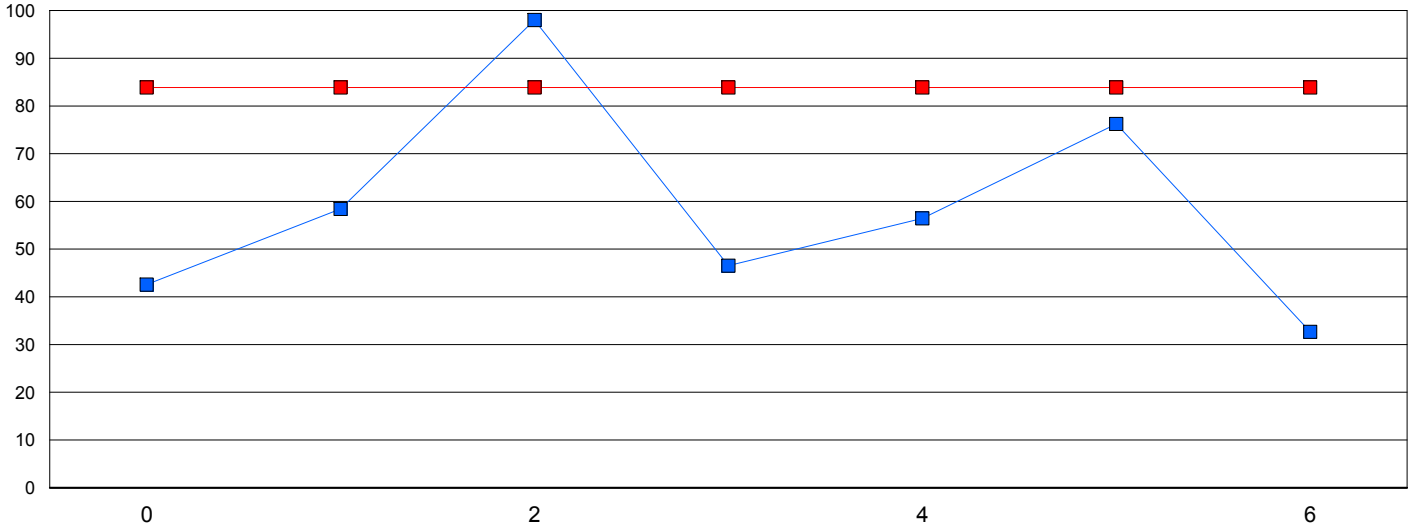


*Student data withheld for reasons of confidentiality.*



Number of Students : 7

**Phonemic Awareness**



This graph shows performance of each student vs. the province. The provincial average on Phonemic Awareness is 83.9.

Phonemic Awareness **Student**
 Phonemic Awareness **Province**

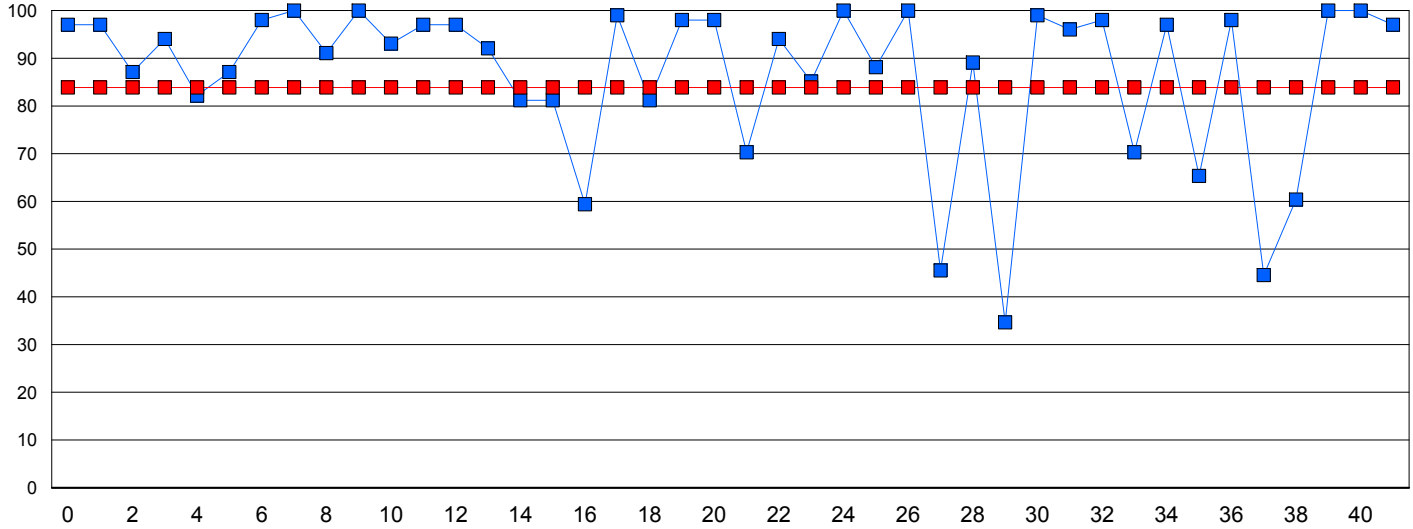
Student #

Student Name

*Student data withheld for reasons of confidentiality.*

Number of Students : 42

**Phonemic Awareness**



This graph shows performance of each student vs. the province. The provincial average on Phonemic Awareness is 83.9.

Phonemic Awareness **Student**
 Phonemic Awareness **Province**

Student #

Student Name

*Student data withheld for reasons of confidentiality.*



Number of Students : 3

**Phonemic Awareness**

School data with 5 or fewer students withheld for reasons of confidentiality.

This graph shows performance of each student vs. the province. The provincial average on Phonemic Awareness is 83.9.



*Student data withheld for reasons of confidentiality.*

Number of Students : 3

**Phonemic Awareness**

School data with 5 or fewer students withheld for reasons of confidentiality.

This graph shows performance of each student vs. the province. The provincial average on Phonemic Awareness is 83.9.



*Student data withheld for reasons of confidentiality.*

Number of Students : 1

**Phonemic Awareness**

School data with 5 or fewer students withheld for reasons of confidentiality.

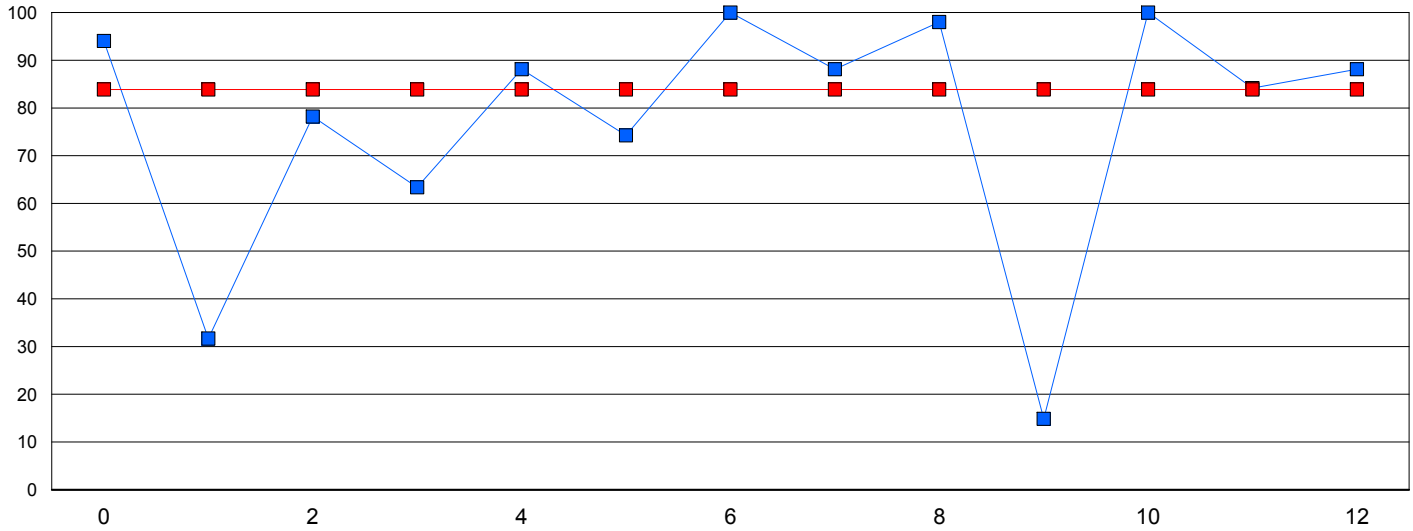
This graph shows performance of each student vs. the province. The provincial average on Phonemic Awareness is 83.9.



*Student data withheld for reasons of confidentiality.*

Number of Students : 13

**Phonemic Awareness**



This graph shows performance of each student vs. the province. The provincial average on Phonemic Awareness is 83.9.

Phonemic Awareness *Student*
 Phonemic Awareness *Province*

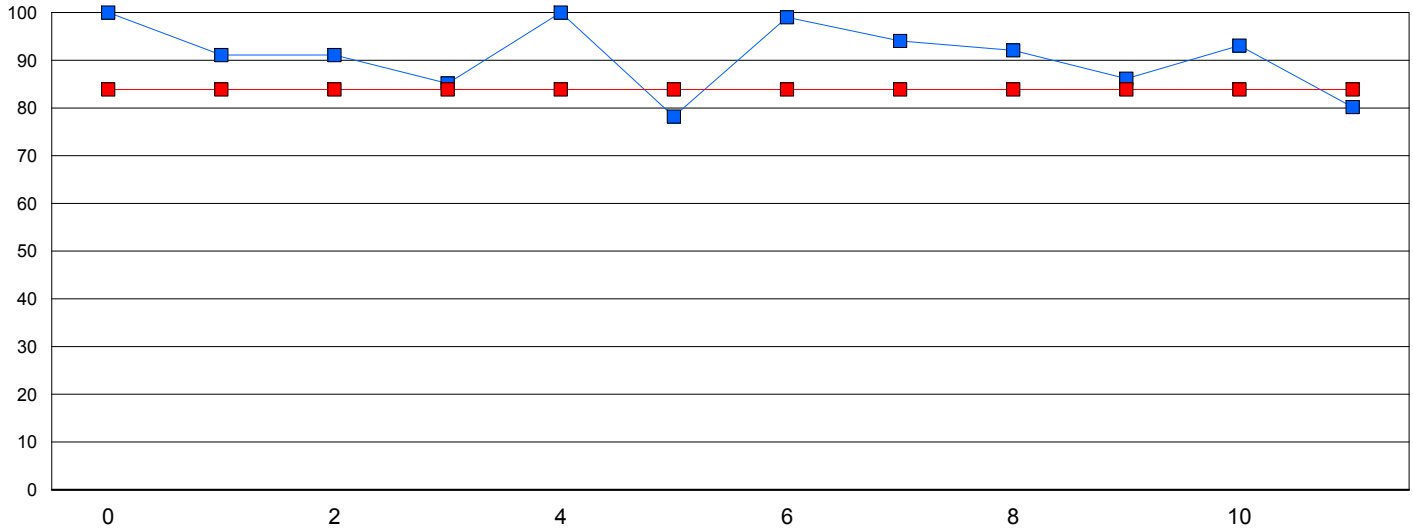
Student #

Student Name

*Student data withheld for reasons of confidentiality.*

Number of Students : 12

**Phonemic Awareness**



This graph shows performance of each student vs. the province. The provincial average on Phonemic Awareness is 83.9.

Phonemic Awareness **Student**
 Phonemic Awareness **Province**

Student #

Student Name

*Student data withheld for reasons of confidentiality.*



Number of Students : 5

**Phonemic Awareness**

School data with 5 or fewer students withheld for reasons of confidentiality.

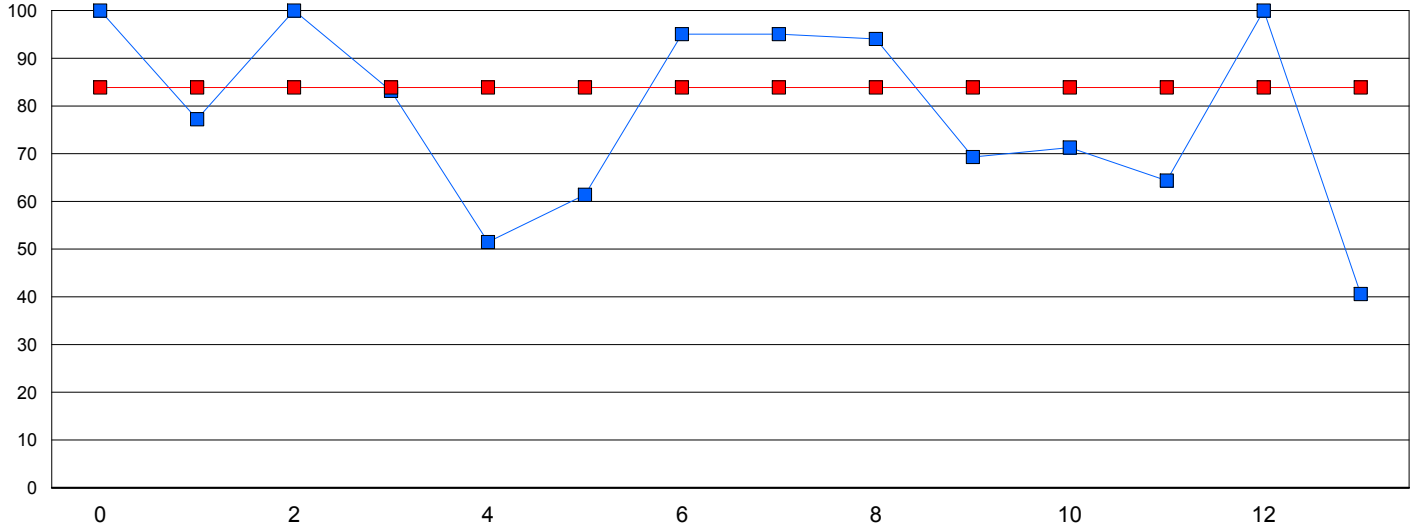
This graph shows performance of each student vs. the province. The provincial average on Phonemic Awareness is 83.9.



*Student data withheld for reasons of confidentiality.*

Number of Students : 14

**Phonemic Awareness**



This graph shows performance of each student vs. the province. The provincial average on Phonemic Awareness is 83.9.

Phonemic Awareness **Student**
 Phonemic Awareness **Province**

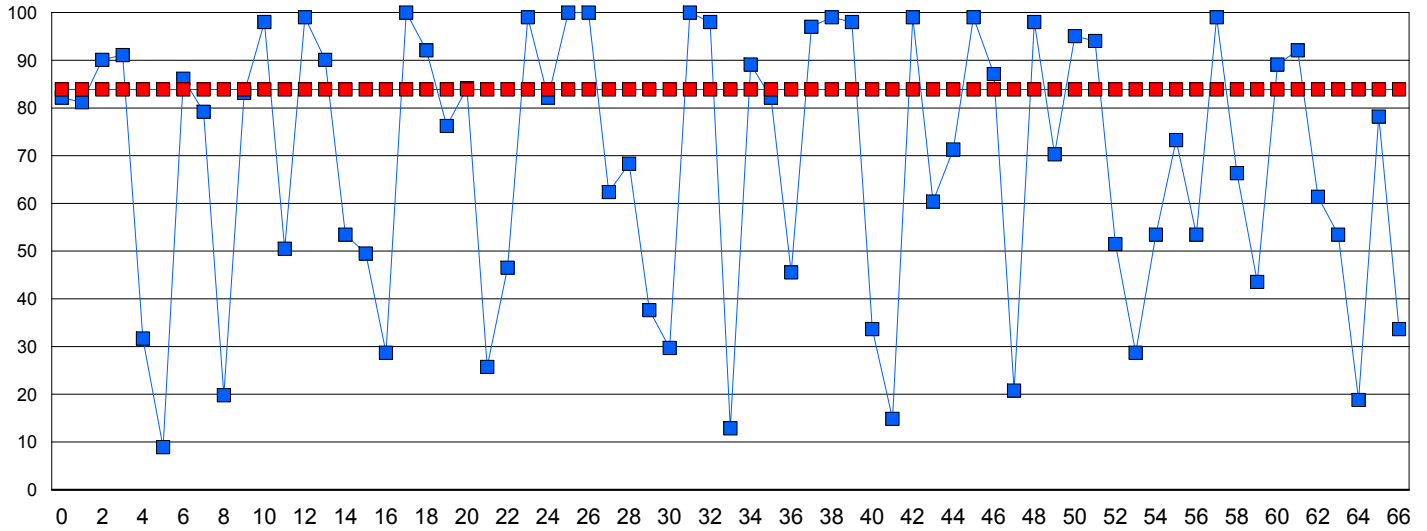
Student #

Student Name

*Student data withheld for reasons of confidentiality.*

Number of Students : 67

**Phonemic Awareness**



This graph shows performance of each student vs. the province. The provincial average on Phonemic Awareness is 83.9.

Phonemic Awareness **Student**
 Phonemic Awareness **Province**

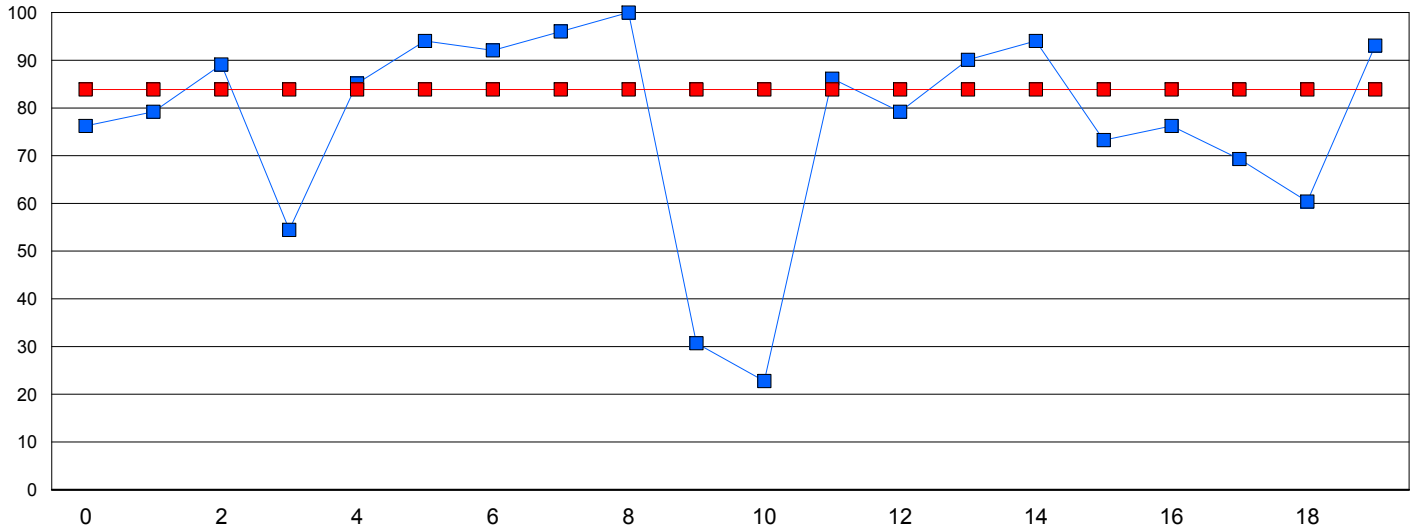
Student #
Student Name

*Student data withheld for reasons of confidentiality.*



Number of Students : 20

**Phonemic Awareness**



This graph shows performance of each student vs. the province. The provincial average on Phonemic Awareness is 83.9.

Phonemic Awareness *Student*
 Phonemic Awareness *Province*

Student #

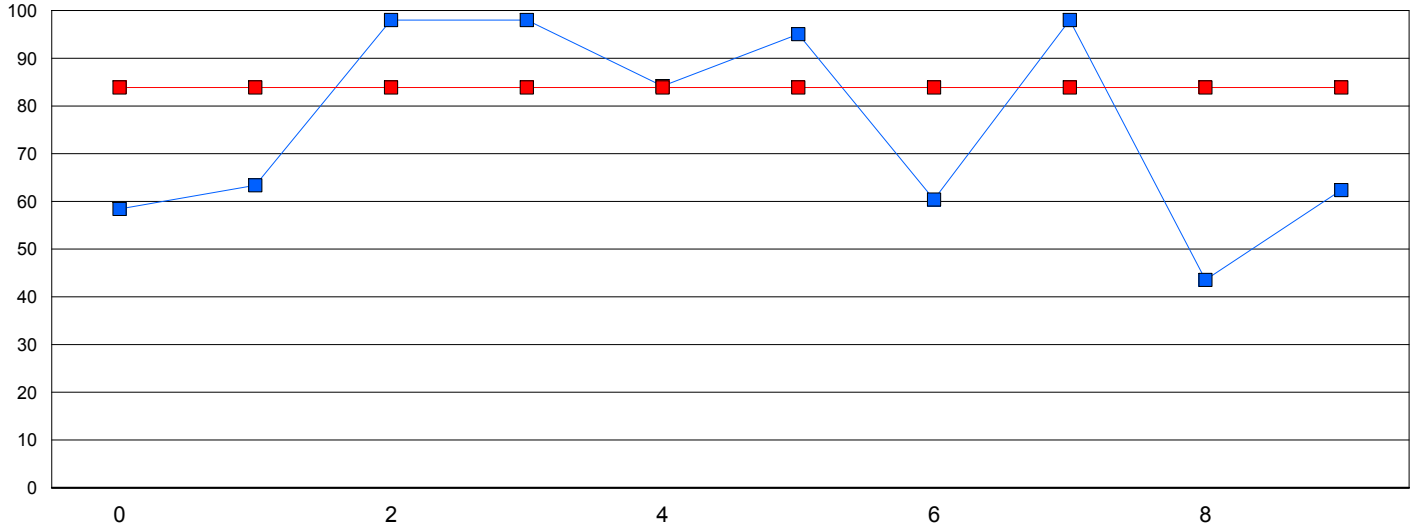
Student Name

*Student data withheld for reasons of confidentiality.*



Number of Students : 10

**Phonemic Awareness**



This graph shows performance of each student vs. the province. The provincial average on Phonemic Awareness is 83.9.

Phonemic Awareness **Student**
 Phonemic Awareness **Province**

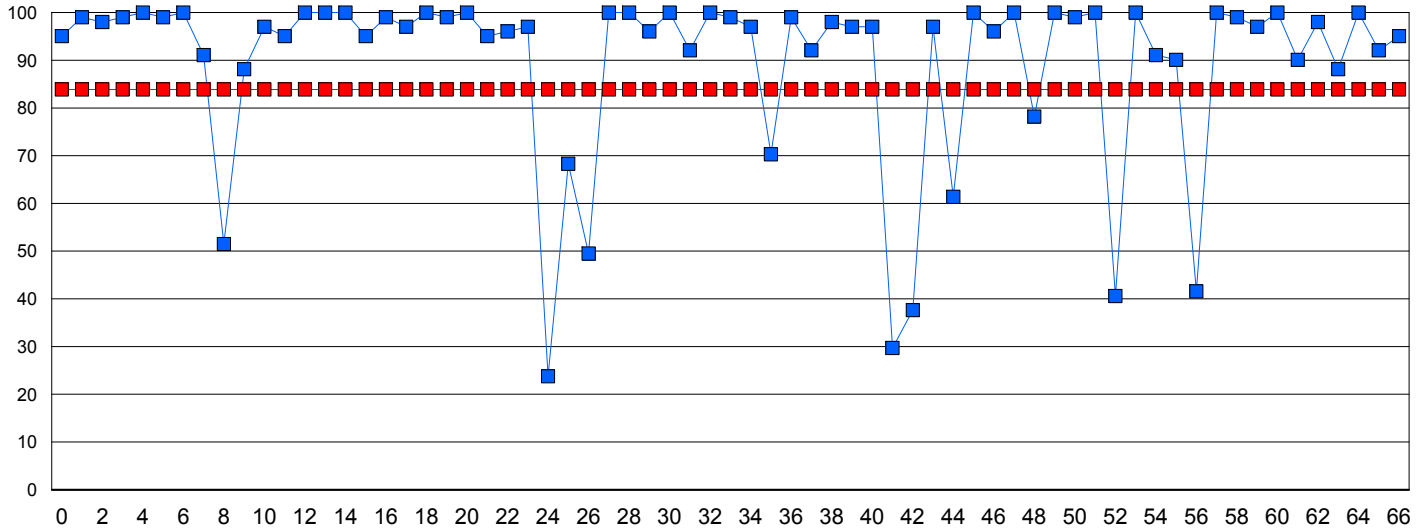
**Student #**

**Student Name**

*Student data withheld for reasons of confidentiality.*

Number of Students : 69

**Phonemic Awareness**



This graph shows performance of each student vs. the province. The provincial average on Phonemic Awareness is 83.9.

Phonemic Awareness *Student*
 Phonemic Awareness *Province*

Student #

Student Name

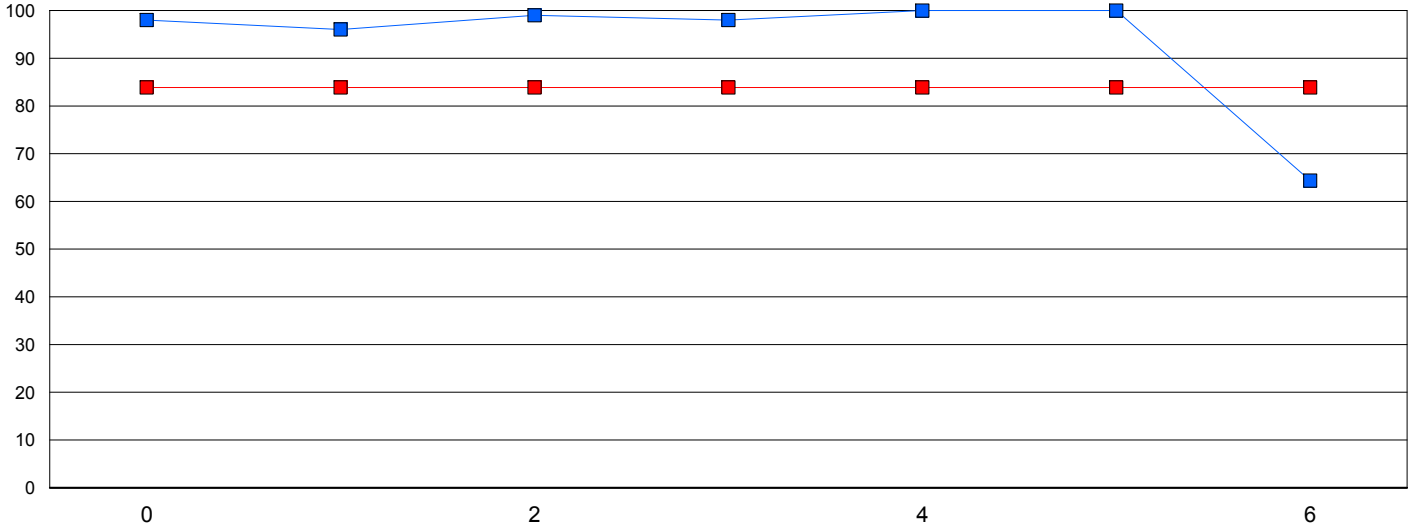
*Student data withheld for reasons of confidentiality.*





Number of Students : 7

**Phonemic Awareness**



This graph shows performance of each student vs. the province. The provincial average on Phonemic Awareness is 83.9.

Phonemic Awareness **Student**
 Phonemic Awareness **Province**

Student #

Student Name

*Student data withheld for reasons of confidentiality.*

Number of Students : 4

**Phonemic Awareness**

School data with 5 or fewer students withheld for reasons of confidentiality.

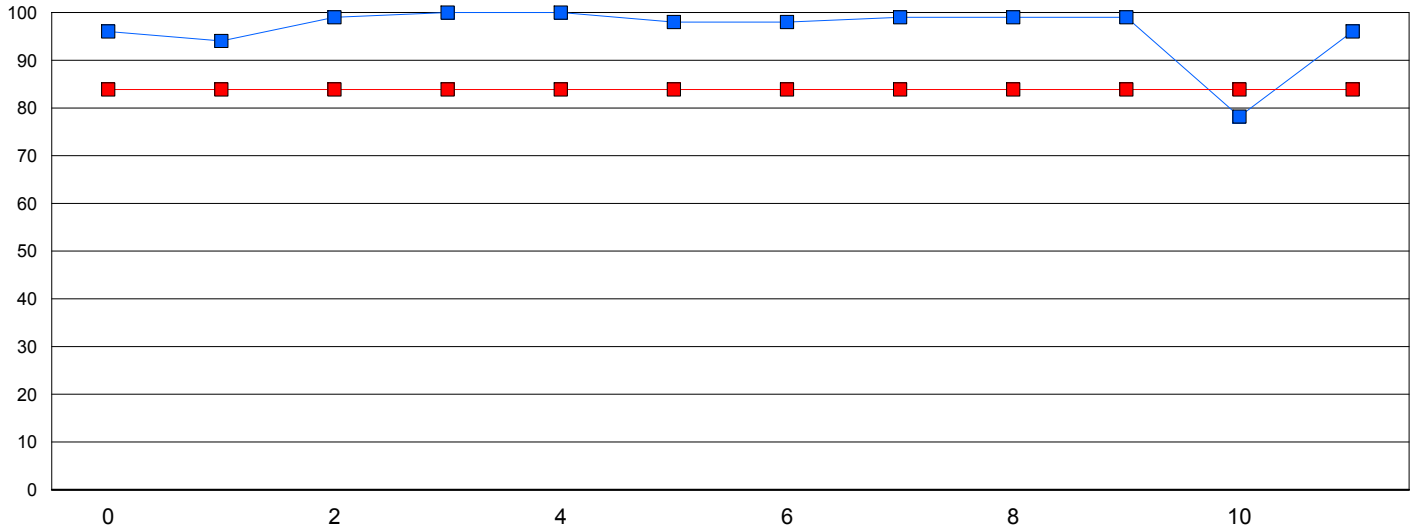
This graph shows performance of each student vs. the province. The provincial average on Phonemic Awareness is 83.9.



*Student data withheld for reasons of confidentiality.*

Number of Students : 12

**Phonemic Awareness**



This graph shows performance of each student vs. the province. The provincial average on Phonemic Awareness is 83.9.

Phonemic Awareness *Student*
 Phonemic Awareness *Province*

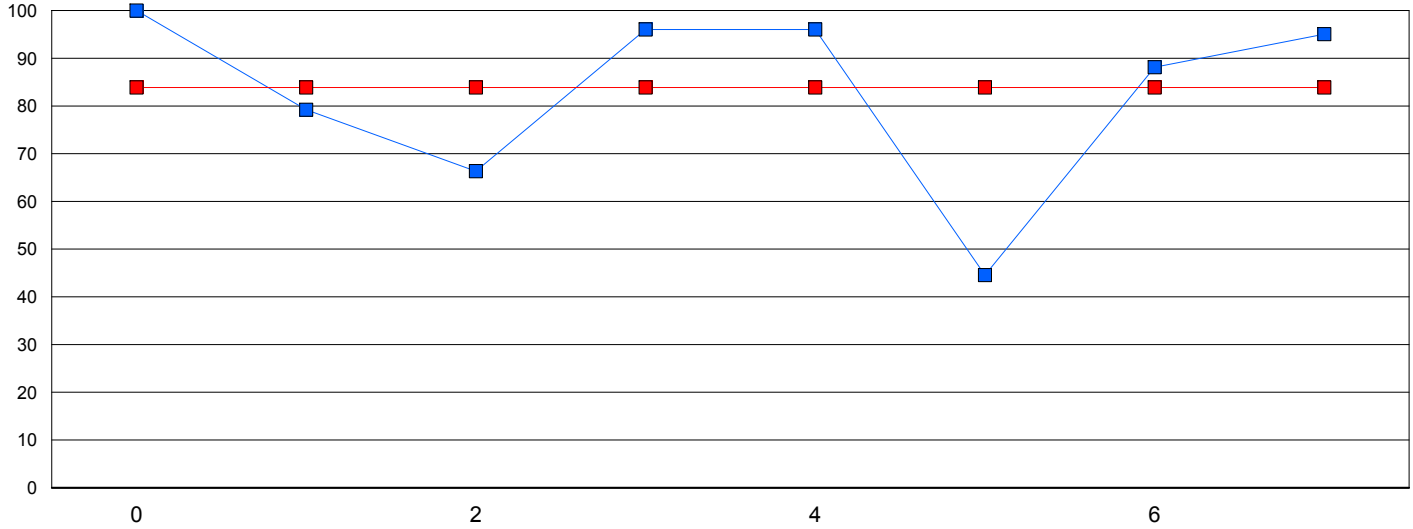
Student #

Student Name

*Student data withheld for reasons of confidentiality.*

Number of Students : 8

**Phonemic Awareness**



This graph shows performance of each student vs. the province. The provincial average on Phonemic Awareness is 83.9.

■ Phonemic Awareness  
**Student**

■ Phonemic Awareness  
**Province**

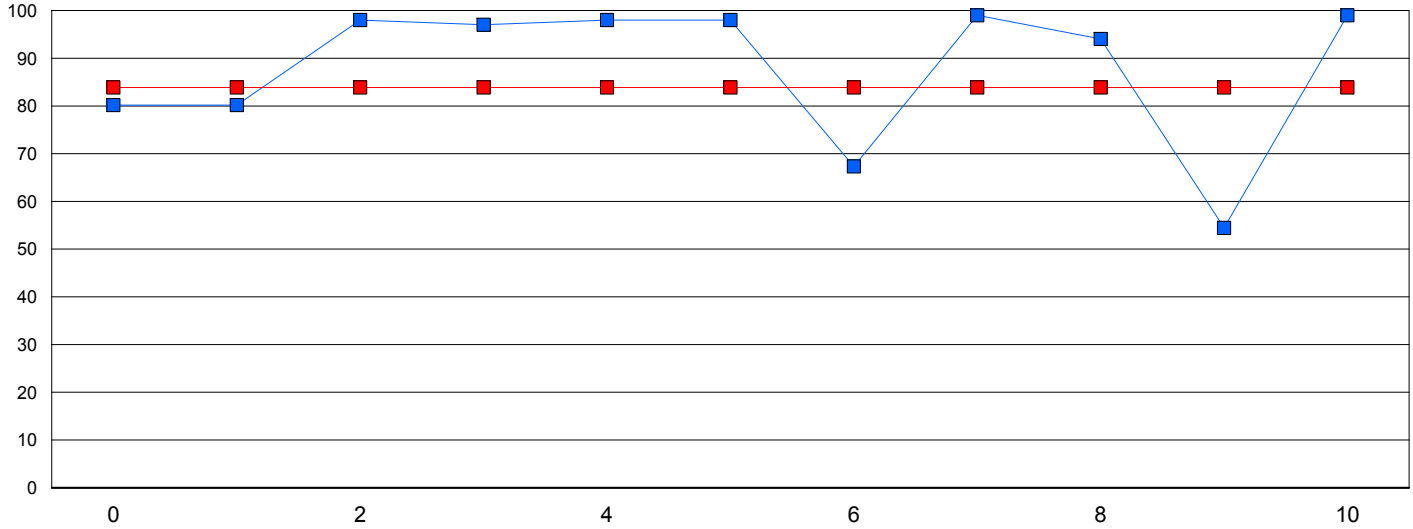
Student #

Student Name

*Student data withheld for reasons of confidentiality.*

Number of Students : 11

**Phonemic Awareness**



This graph shows performance of each student vs. the province. The provincial average on Phonemic Awareness is 83.9.

Phonemic Awareness **Student**
 Phonemic Awareness **Province**

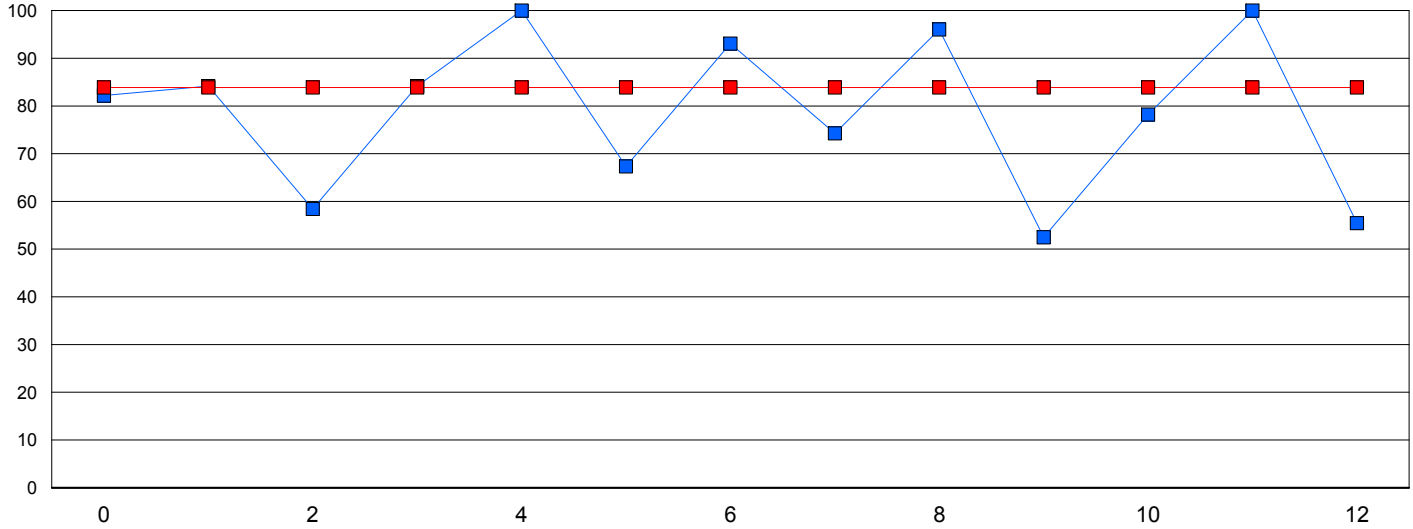
Student #

Student Name

*Student data withheld for reasons of confidentiality.*

Number of Students : 13

**Phonemic Awareness**



This graph shows performance of each student vs. the province. The provincial average on Phonemic Awareness is 83.9.

Phonemic Awareness *Student*
 Phonemic Awareness *Province*

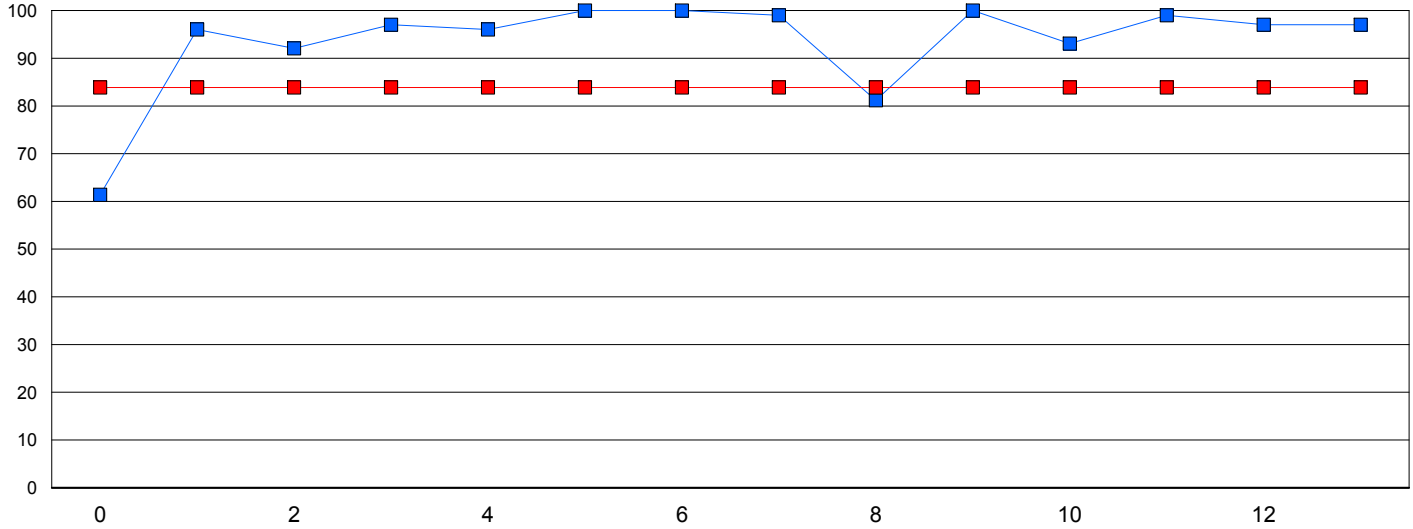
Student #

Student Name

*Student data withheld for reasons of confidentiality.*

Number of Students : 14

**Phonemic Awareness**



This graph shows performance of each student vs. the province. The provincial average on Phonemic Awareness is 83.9.

Phonemic Awareness **Student**
 Phonemic Awareness **Province**

Student #

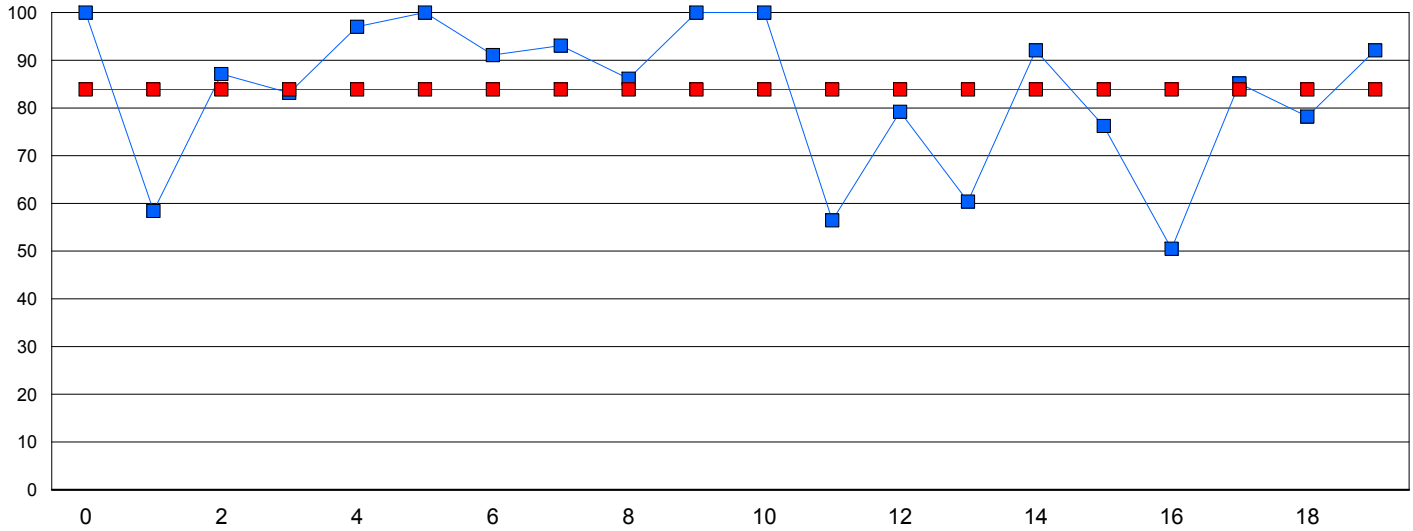
Student Name

*Student data withheld for reasons of confidentiality.*



Number of Students : 20

**Phonemic Awareness**



This graph shows performance of each student vs. the province. The provincial average on Phonemic Awareness is 83.9.

Phonemic Awareness *Student*
 Phonemic Awareness *Province*

Student #

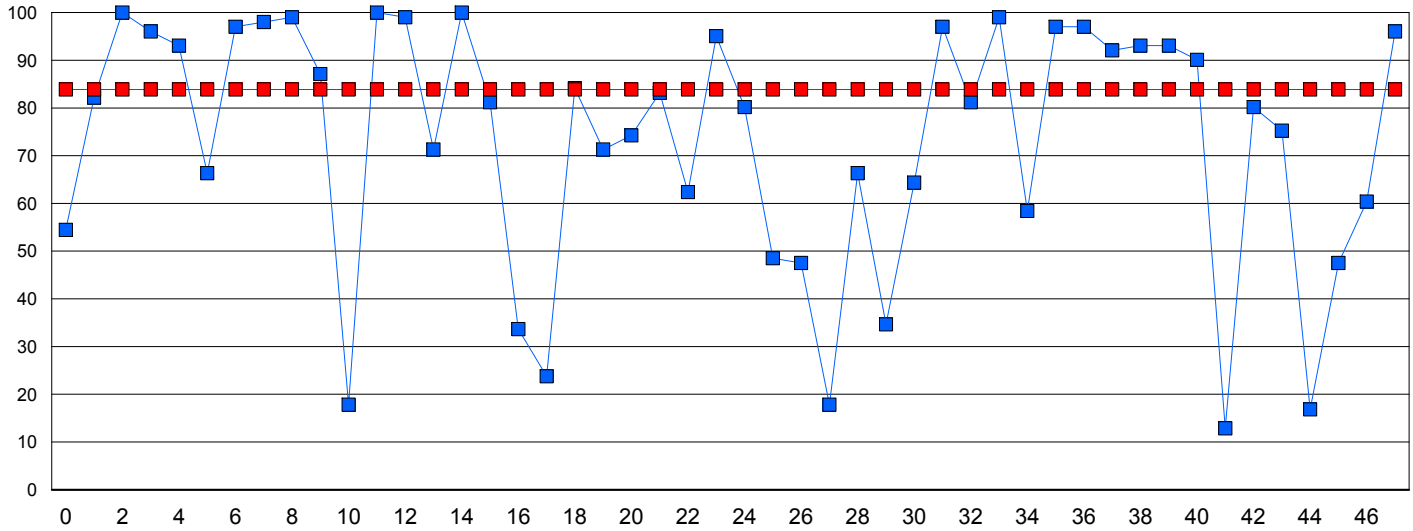
Student Name

*Student data withheld for reasons of confidentiality.*



Number of Students : 48

**Phonemic Awareness**



This graph shows performance of each student vs. the province. The provincial average on Phonemic Awareness is 83.9.

Phonemic Awareness *Student*
 Phonemic Awareness *Province*

Student #

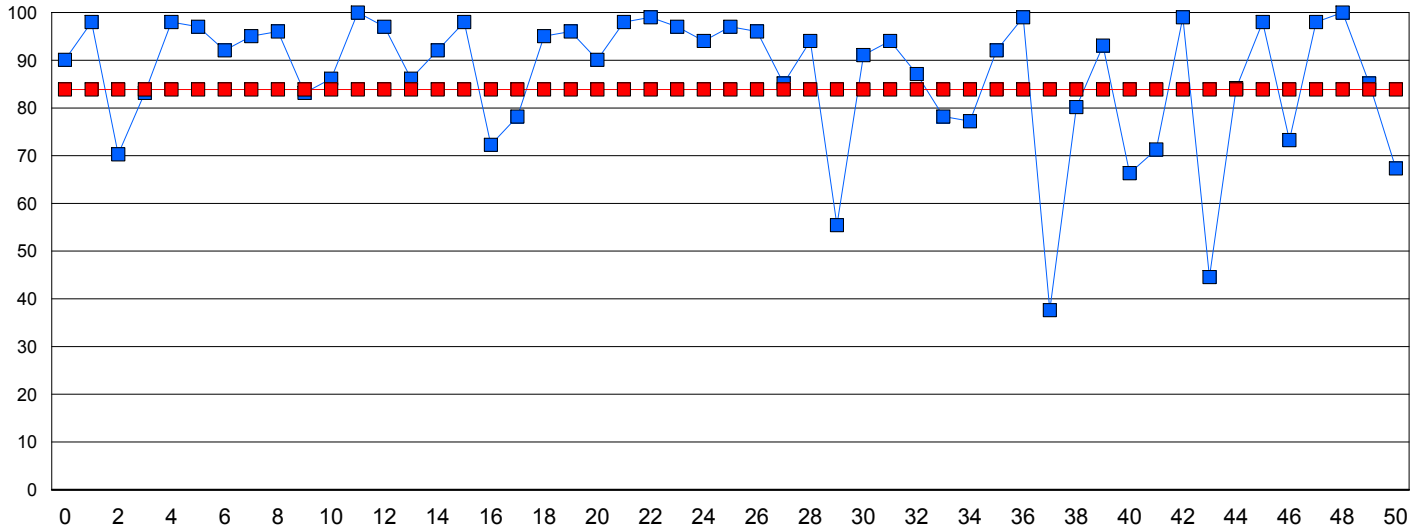
Student Name

*Student data withheld for reasons of confidentiality.*



Number of Students : 53

**Phonemic Awareness**



This graph shows performance of each student vs. the province. The provincial average on Phonemic Awareness is 83.9.

Phonemic Awareness *Student*
 Phonemic Awareness *Province*

Student #

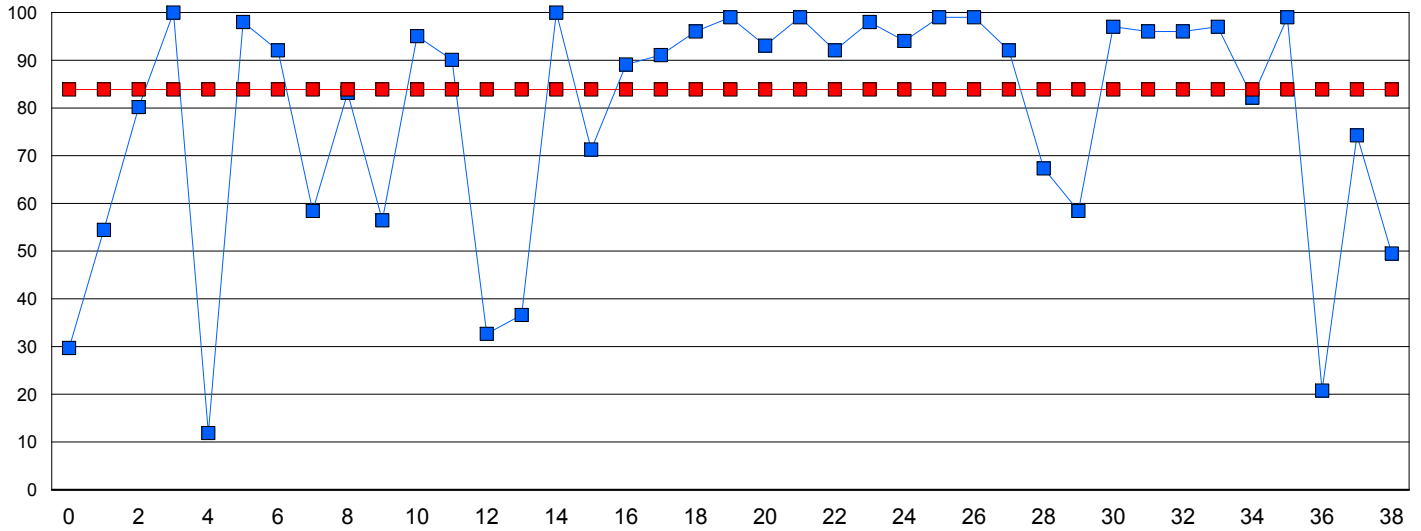
Student Name

*Student data withheld for reasons of confidentiality.*



Number of Students : 39

**Phonemic Awareness**



This graph shows performance of each student vs. the province. The provincial average on Phonemic Awareness is 83.9.

Phonemic Awareness **Student**
 Phonemic Awareness **Province**

Student #

Student Name

*Student data withheld for reasons of confidentiality.*

District 3 - Nova Central

#144 - Sprucewood Academy, Grand Falls-Windsor

Grades: K-6

---

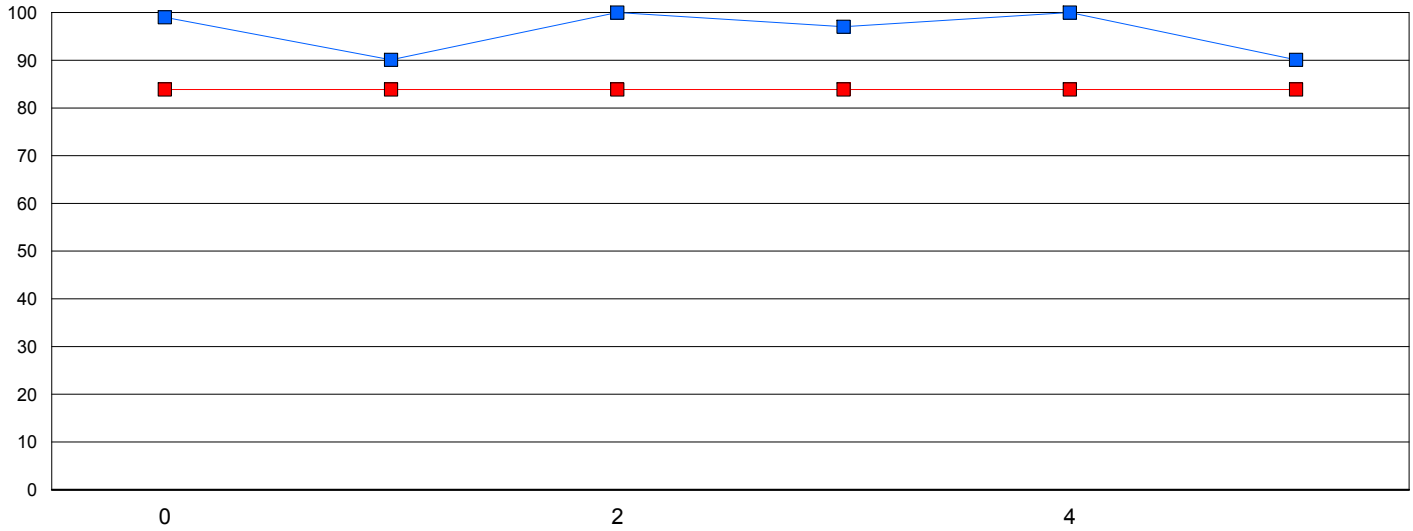
---

Note: The student number refers to the corresponding blue box on the graph.



Number of Students : 6

**Phonemic Awareness**



This graph shows performance of each student vs. the province. The provincial average on Phonemic Awareness is 83.9.

Phonemic Awareness **Student**
 Phonemic Awareness **Province**

**Student #**

**Student Name**

*Student data withheld for reasons of confidentiality.*

Number of Students : 2

**Phonemic Awareness**

School data with 5 or fewer students withheld for reasons of confidentiality.

This graph shows performance of each student vs. the province. The provincial average on Phonemic Awareness is 83.9.



*Student data withheld for reasons of confidentiality.*

Number of Students : 2

**Phonemic Awareness**

School data with 5 or fewer students withheld for reasons of confidentiality.

This graph shows performance of each student vs. the province. The provincial average on Phonemic Awareness is 83.9.



*Student data withheld for reasons of confidentiality.*

Number of Students : 1

**Phonemic Awareness**

School data with 5 or fewer students withheld for reasons of confidentiality.

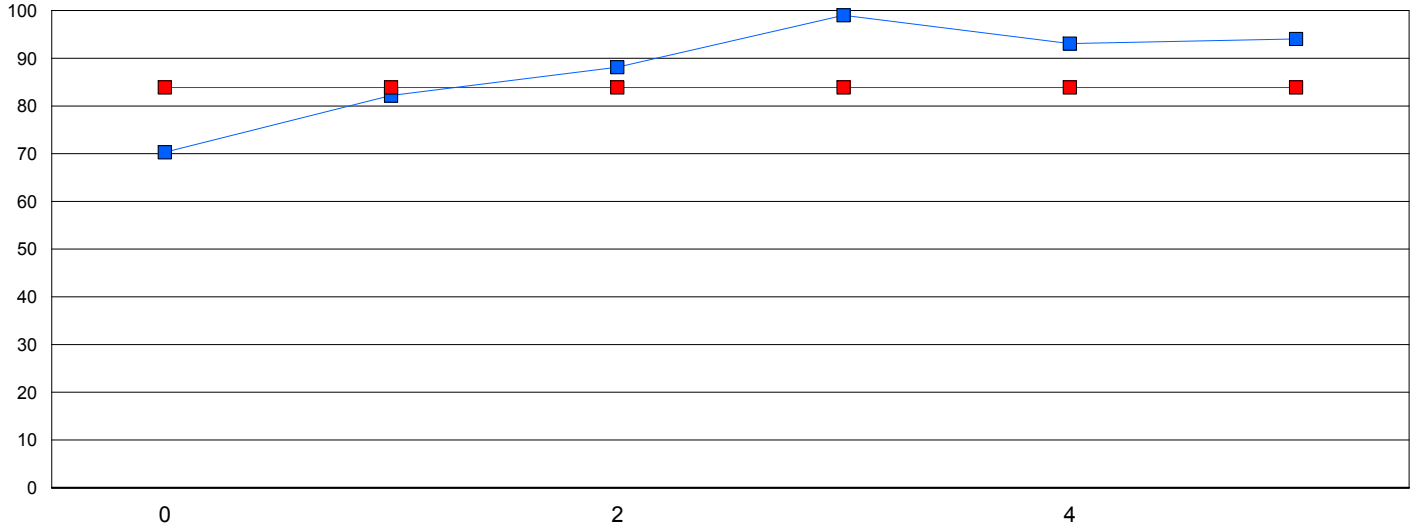
This graph shows performance of each student vs. the province. The provincial average on Phonemic Awareness is 83.9.



*Student data withheld for reasons of confidentiality.*

Number of Students : 6

**Phonemic Awareness**



This graph shows performance of each student vs. the province. The provincial average on Phonemic Awareness is 83.9.

Phonemic Awareness **Student**
 Phonemic Awareness **Province**

**Student #**

**Student Name**

*Student data withheld for reasons of confidentiality.*

Number of Students : 1

**Phonemic Awareness**

School data with 5 or fewer students withheld for reasons of confidentiality.

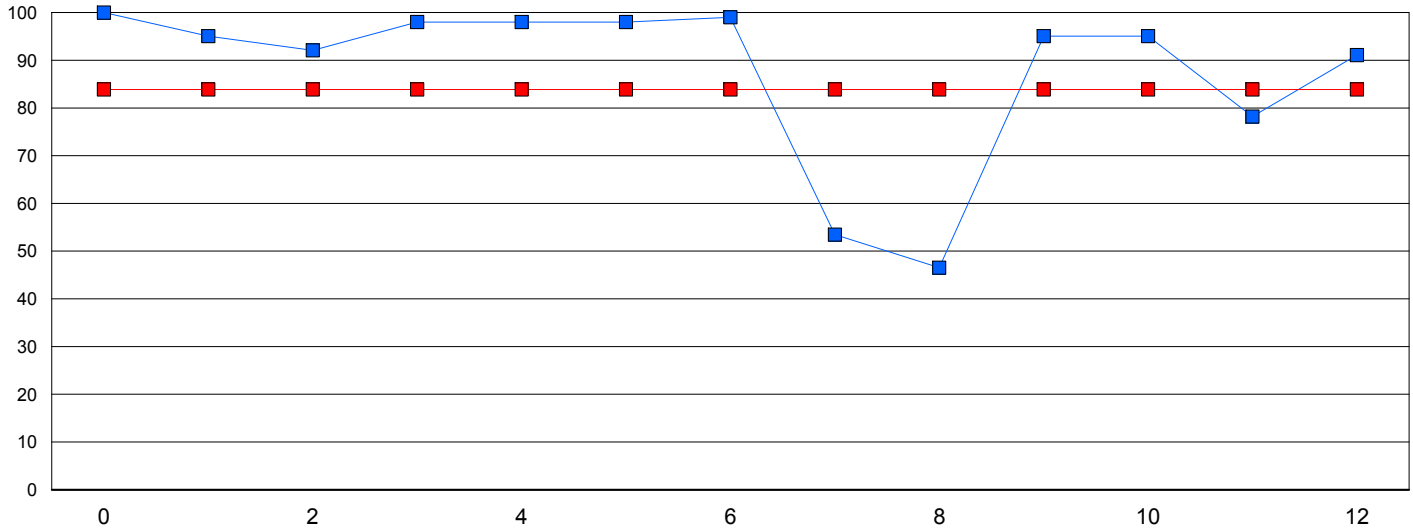
This graph shows performance of each student vs. the province. The provincial average on Phonemic Awareness is 83.9.



*Student data withheld for reasons of confidentiality.*

Number of Students : 13

**Phonemic Awareness**



This graph shows performance of each student vs. the province. The provincial average on Phonemic Awareness is 83.9.

Phonemic Awareness *Student*
 Phonemic Awareness *Province*

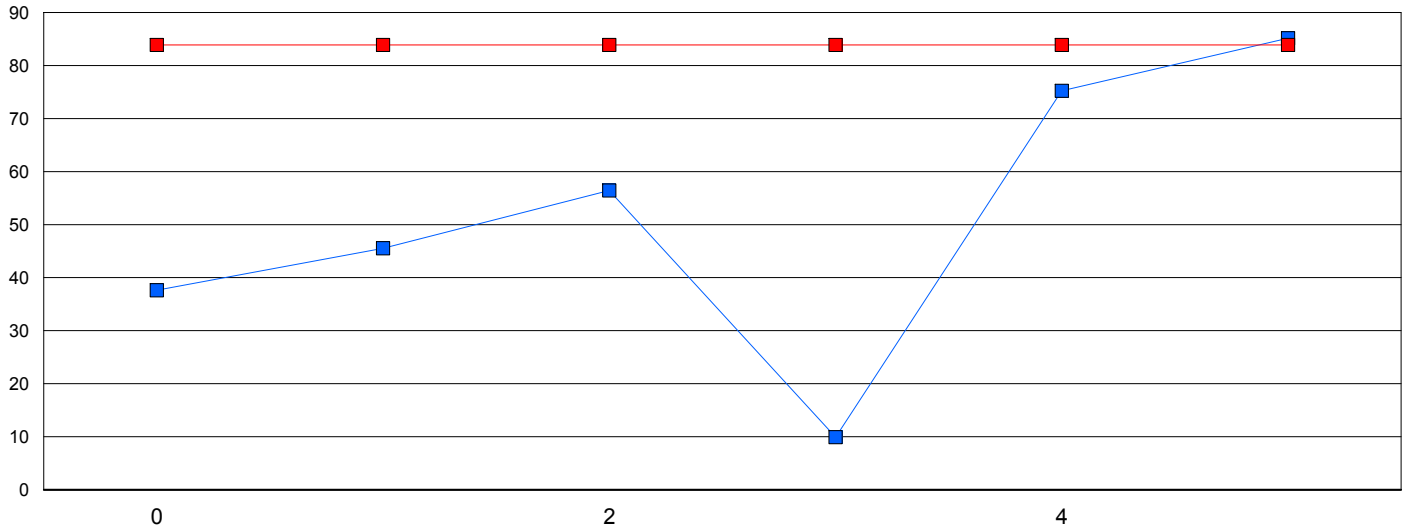
Student #

Student Name

*Student data withheld for reasons of confidentiality.*

Number of Students : 6

**Phonemic Awareness**



This graph shows performance of each student vs. the province. The provincial average on Phonemic Awareness is 83.9.

Phonemic Awareness **Student**
 Phonemic Awareness **Province**

**Student #**

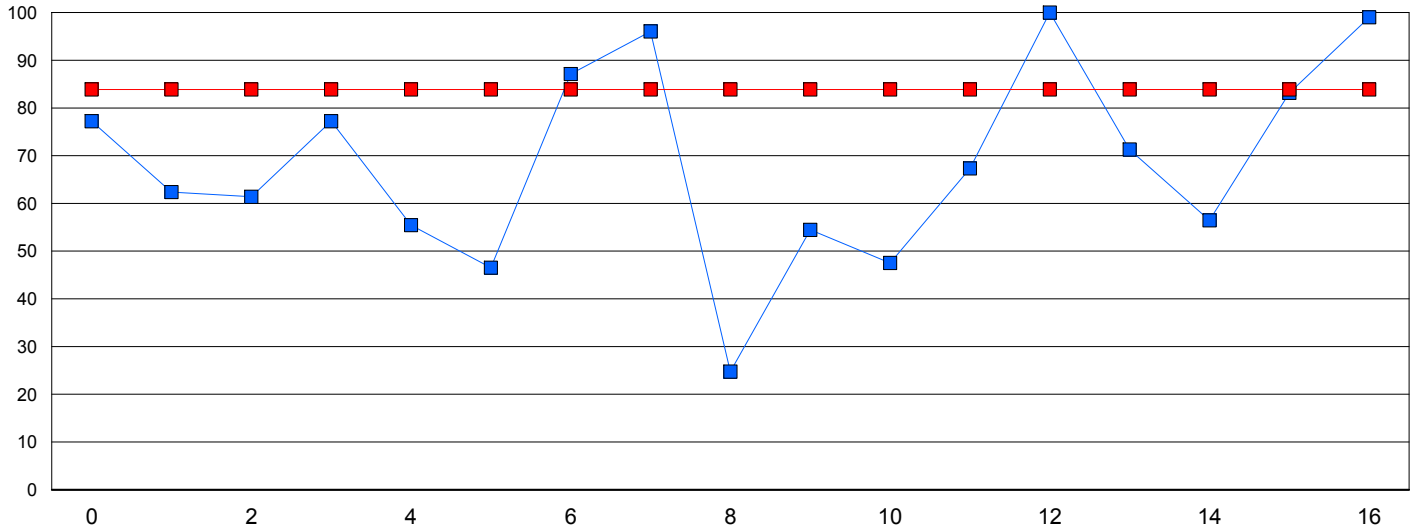
**Student Name**

*Student data withheld for reasons of confidentiality.*



Number of Students : 17

**Phonemic Awareness**



This graph shows performance of each student vs. the province. The provincial average on Phonemic Awareness is 83.9.

■ Phonemic Awareness *Student*
■ Phonemic Awareness *Province*

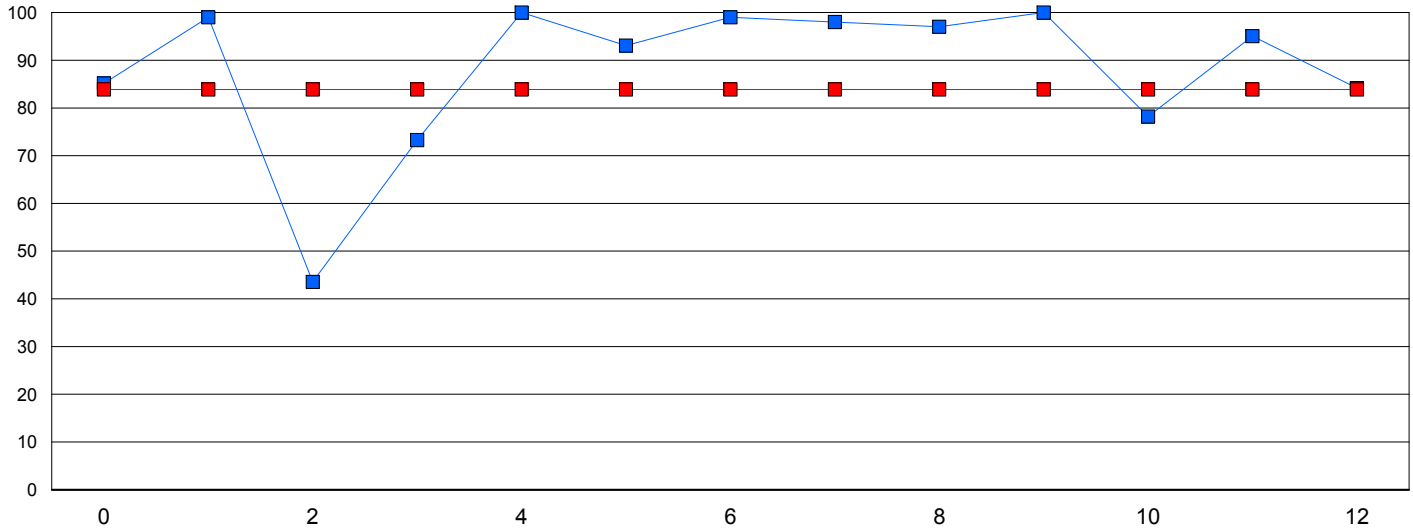
Student #

Student Name

*Student data withheld for reasons of confidentiality.*

Number of Students : 13

**Phonemic Awareness**



This graph shows performance of each student vs. the province. The provincial average on Phonemic Awareness is 83.9.

Phonemic Awareness *Student*
 Phonemic Awareness *Province*

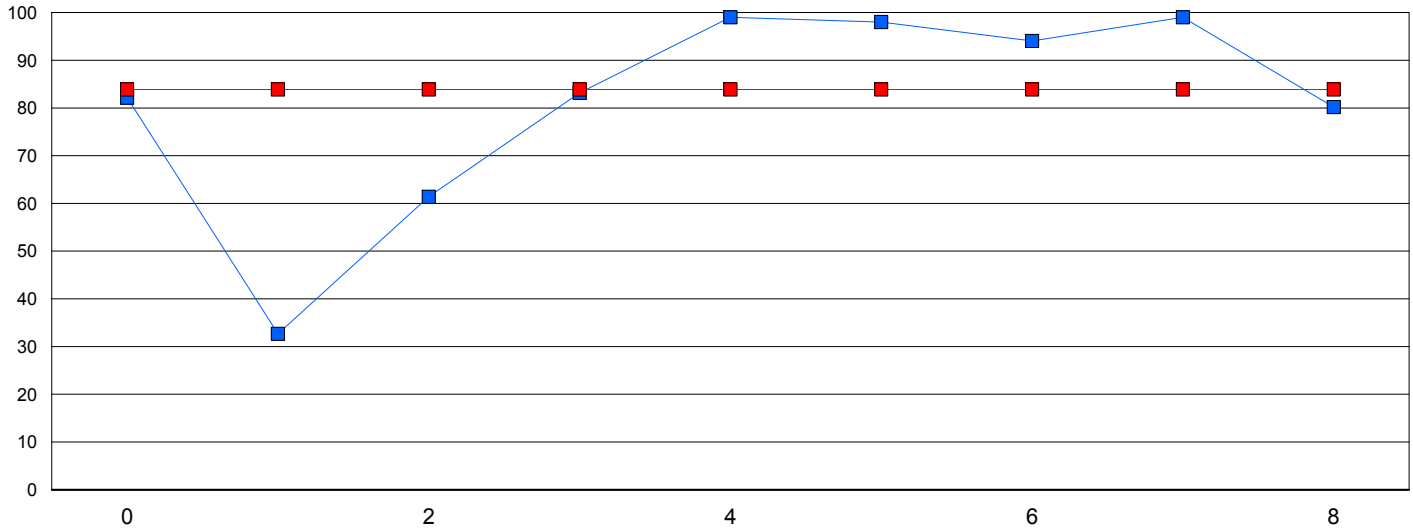
Student #

Student Name

*Student data withheld for reasons of confidentiality.*

Number of Students : 9

**Phonemic Awareness**



This graph shows performance of each student vs. the province. The provincial average on Phonemic Awareness is 83.9.

Phonemic Awareness  
**Student**

Phonemic Awareness  
**Province**

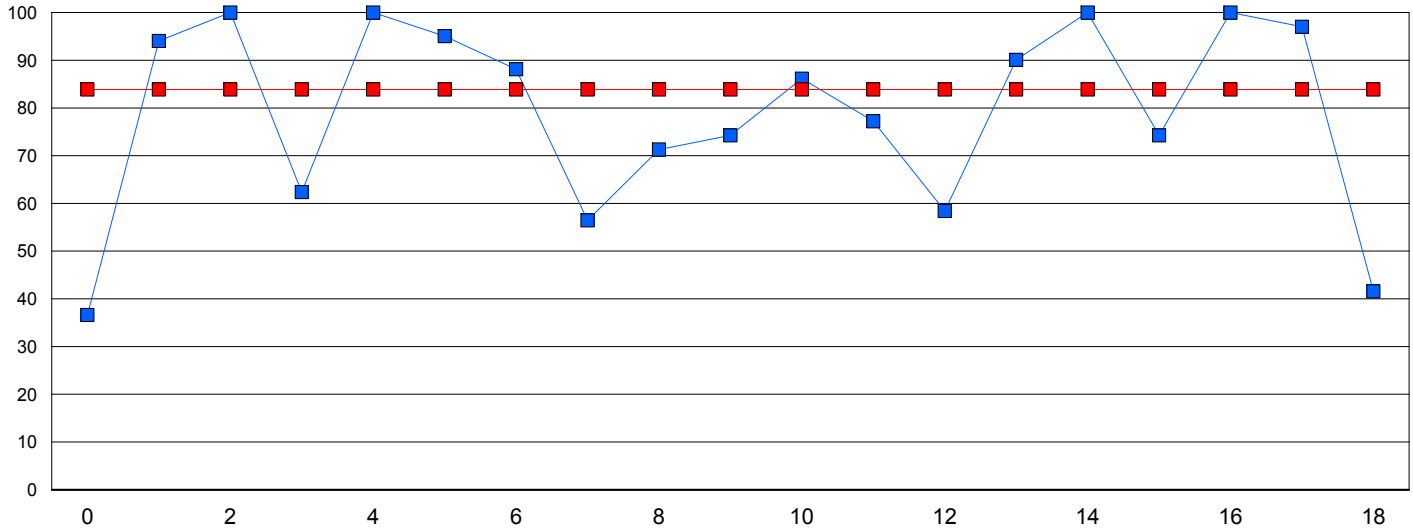
**Student #**

**Student Name**

*Student data withheld for reasons of confidentiality.*

Number of Students : 19

**Phonemic Awareness**



This graph shows performance of each student vs. the province. The provincial average on Phonemic Awareness is 83.9.

Phonemic Awareness *Student*
 Phonemic Awareness *Province*

Student #

Student Name

*Student data withheld for reasons of confidentiality.*

Number of Students : 1

**Phonemic Awareness**

School data with 5 or fewer students withheld for reasons of confidentiality.

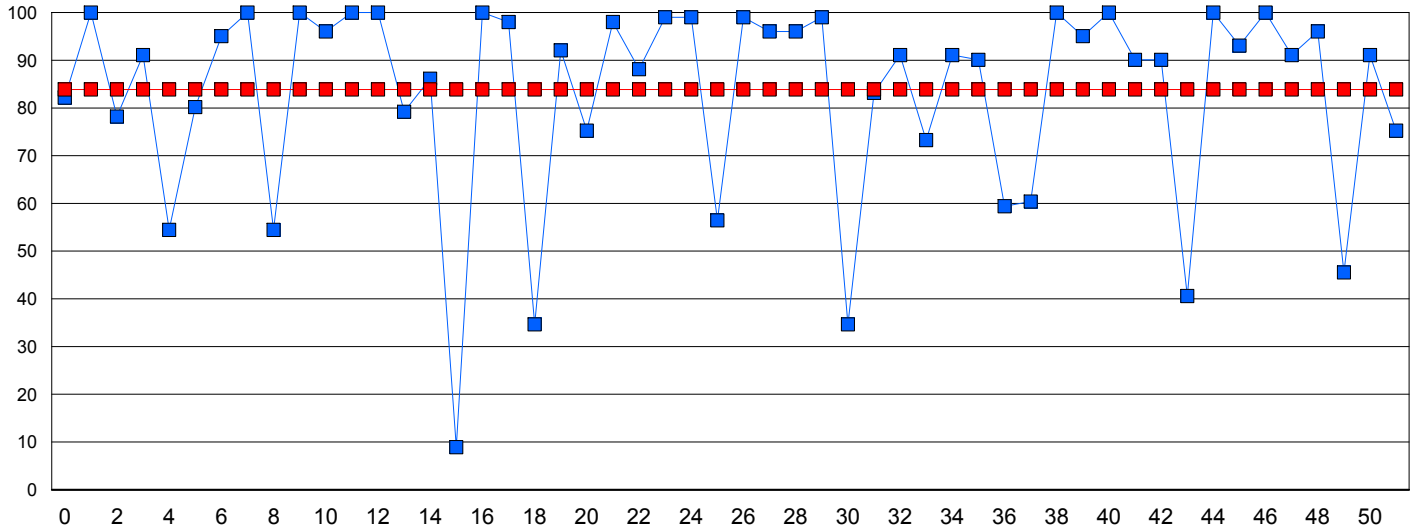
This graph shows performance of each student vs. the province. The provincial average on Phonemic Awareness is 83.9.



*Student data withheld for reasons of confidentiality.*

Number of Students : 52

**Phonemic Awareness**



This graph shows performance of each student vs. the province. The provincial average on Phonemic Awareness is 83.9.

Phonemic Awareness *Student*
 Phonemic Awareness *Province*

Student #

Student Name

*Student data withheld for reasons of confidentiality.*



Number of Students : 4

**Phonemic Awareness**

School data with 5 or fewer students withheld for reasons of confidentiality.

This graph shows performance of each student vs. the province. The provincial average on Phonemic Awareness is 83.9.

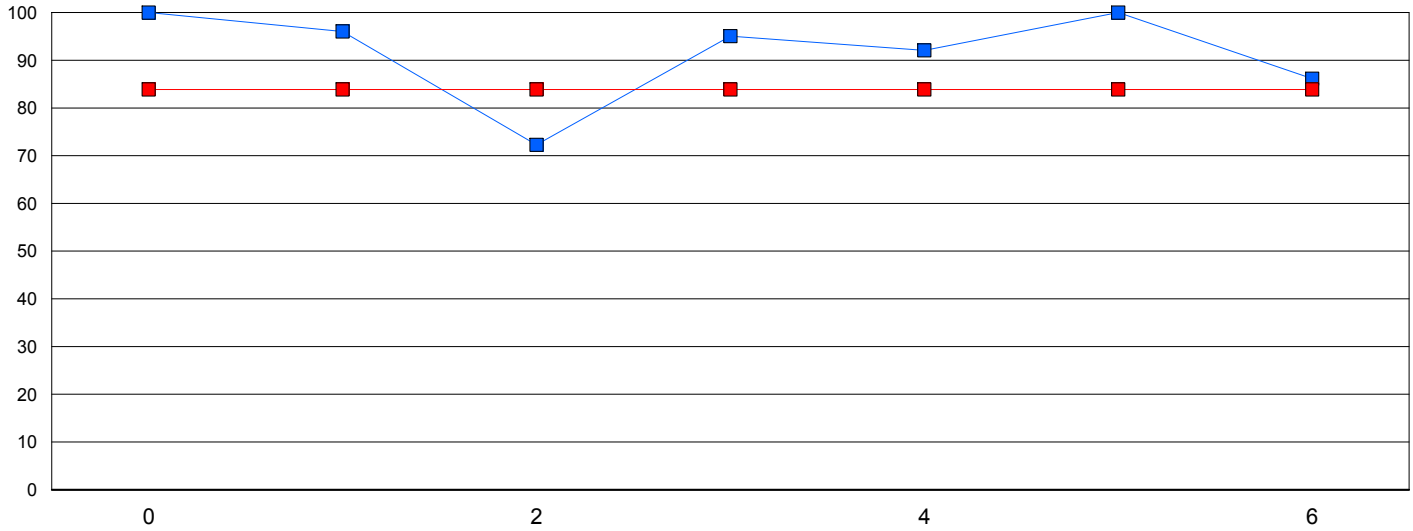


*Student data withheld for reasons of confidentiality.*



Number of Students : 7

**Phonemic Awareness**



This graph shows performance of each student vs. the province. The provincial average on Phonemic Awareness is 83.9.

■ Phonemic Awareness  
**Student**

■ Phonemic Awareness  
**Province**

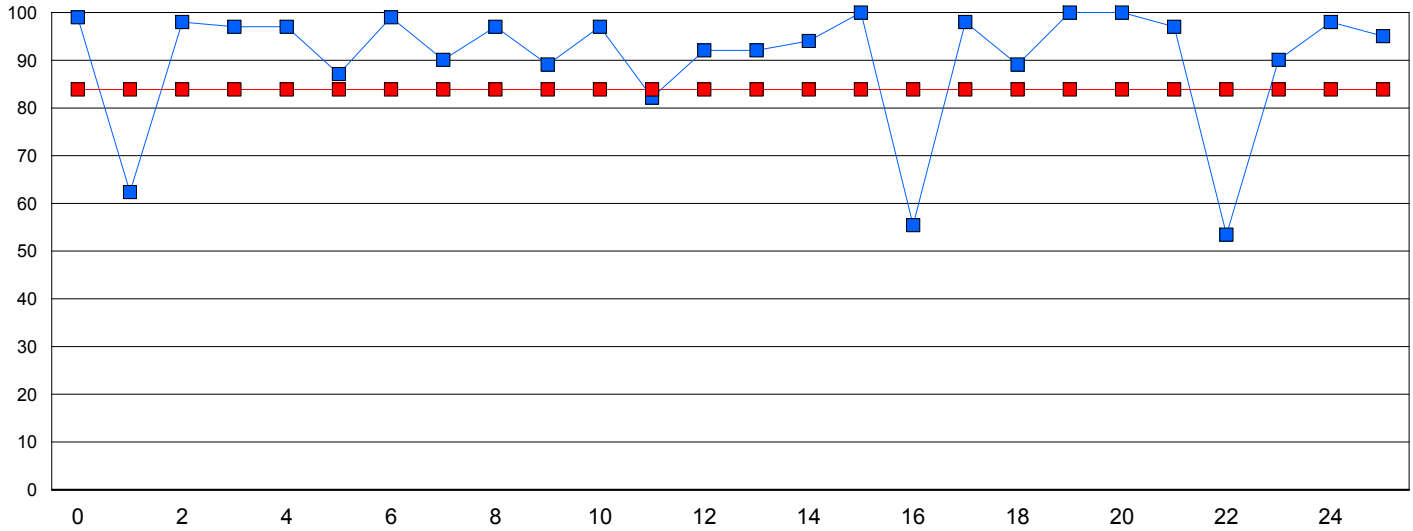
Student #

Student Name

*Student data withheld for reasons of confidentiality.*

Number of Students : 26

**Phonemic Awareness**



This graph shows performance of each student vs. the province. The provincial average on Phonemic Awareness is 83.9.

Phonemic Awareness *Student*
 Phonemic Awareness *Province*

Student #

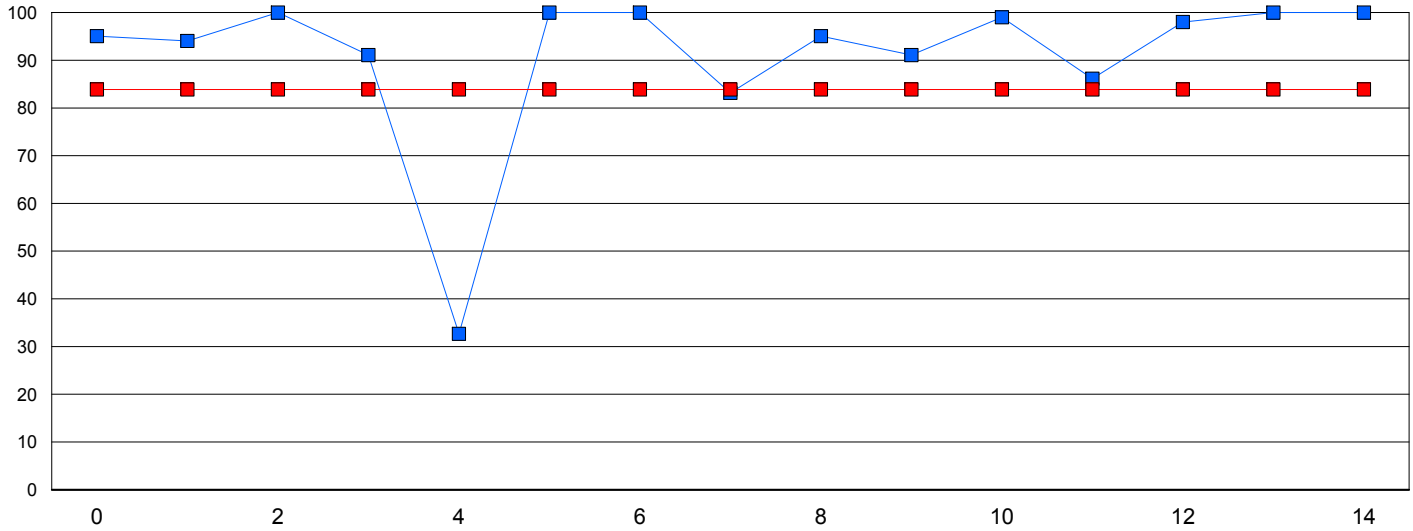
Student Name

*Student data withheld for reasons of confidentiality.*



Number of Students : 15

**Phonemic Awareness**



This graph shows performance of each student vs. the province. The provincial average on Phonemic Awareness is 83.9.

Phonemic Awareness **Student**
 Phonemic Awareness **Province**

Student #

Student Name

*Student data withheld for reasons of confidentiality.*

Number of Students : 4

**Phonemic Awareness**

School data with 5 or fewer students withheld for reasons of confidentiality.

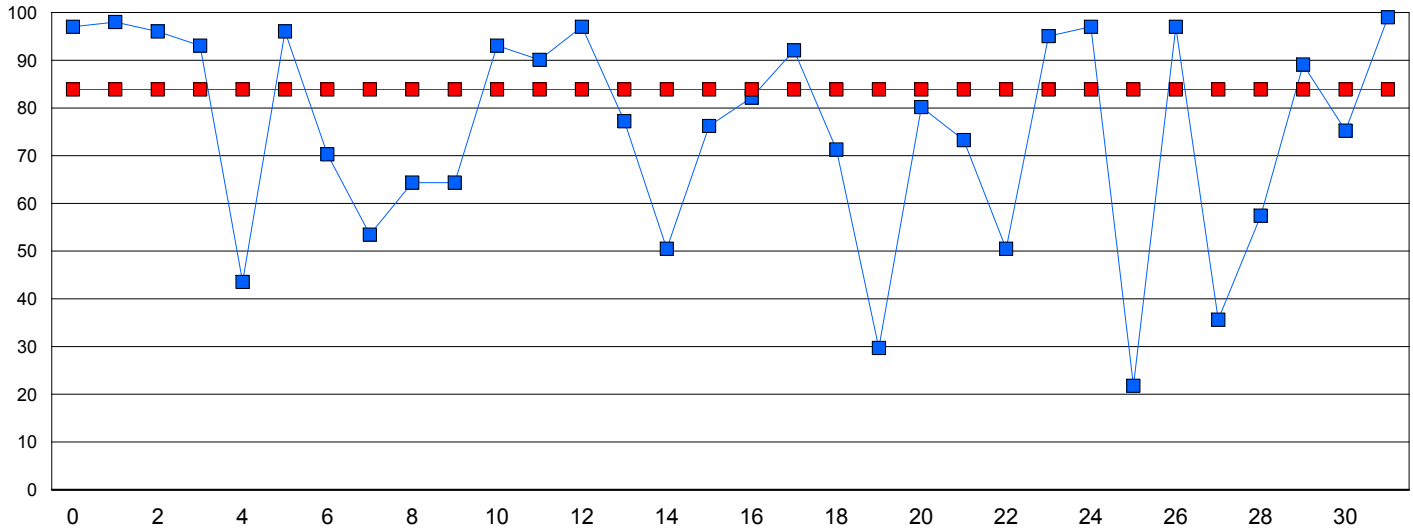
This graph shows performance of each student vs. the province. The provincial average on Phonemic Awareness is 83.9.



*Student data withheld for reasons of confidentiality.*

Number of Students : 33

**Phonemic Awareness**



This graph shows performance of each student vs. the province. The provincial average on Phonemic Awareness is 83.9.

Phonemic Awareness *Student*
 Phonemic Awareness *Province*

Student #

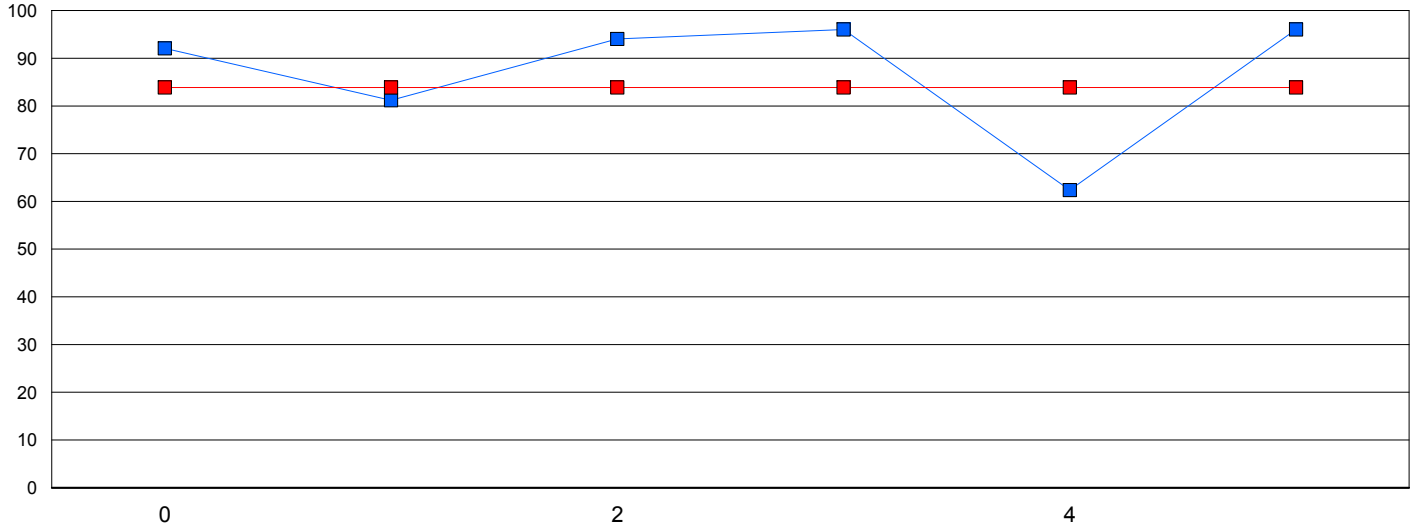
Student Name

*Student data withheld for reasons of confidentiality.*



Number of Students : 6

**Phonemic Awareness**



This graph shows performance of each student vs. the province. The provincial average on Phonemic Awareness is 83.9.

Phonemic Awareness  
**Student**

Phonemic Awareness  
**Province**

**Student #**

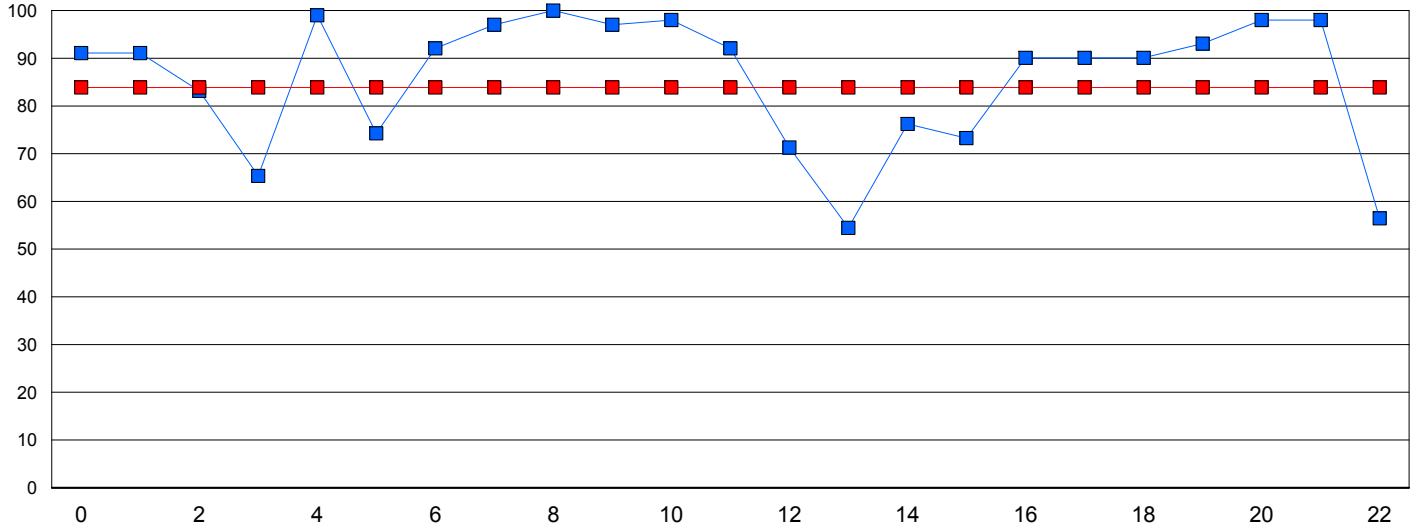
**Student Name**

*Student data withheld for reasons of confidentiality.*



Number of Students : 23

**Phonemic Awareness**



This graph shows performance of each student vs. the province. The provincial average on Phonemic Awareness is 83.9.

Phonemic Awareness *Student*
 Phonemic Awareness *Province*

Student #

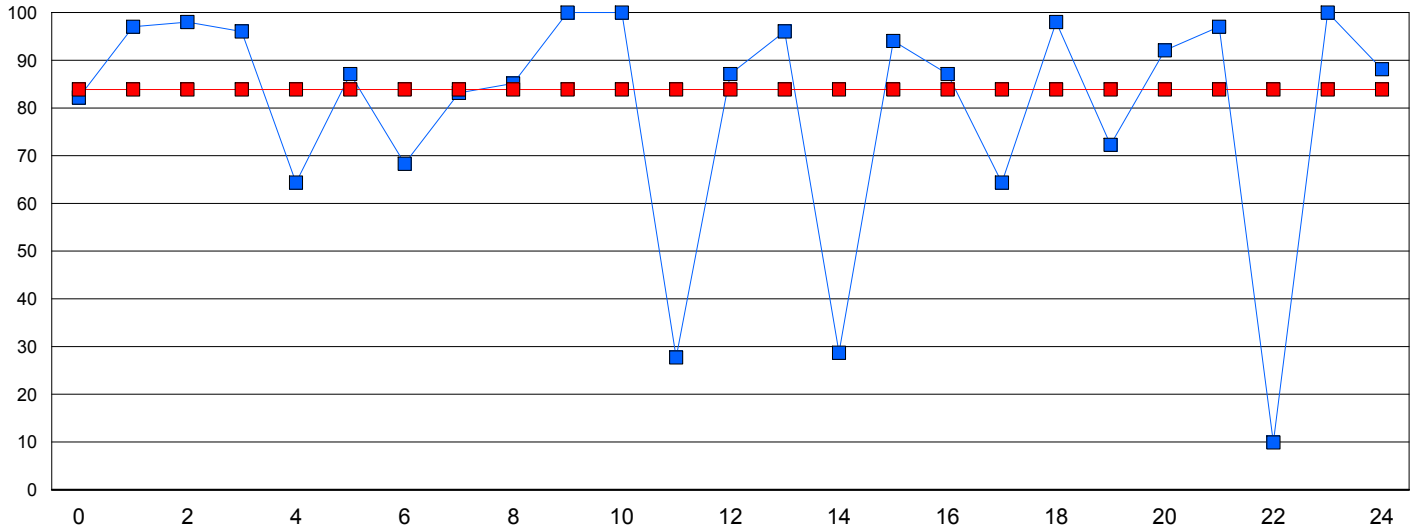
Student Name

*Student data withheld for reasons of confidentiality.*



Number of Students : 26

**Phonemic Awareness**



This graph shows performance of each student vs. the province. The provincial average on Phonemic Awareness is 83.9.

Phonemic Awareness *Student*
 Phonemic Awareness *Province*

Student #

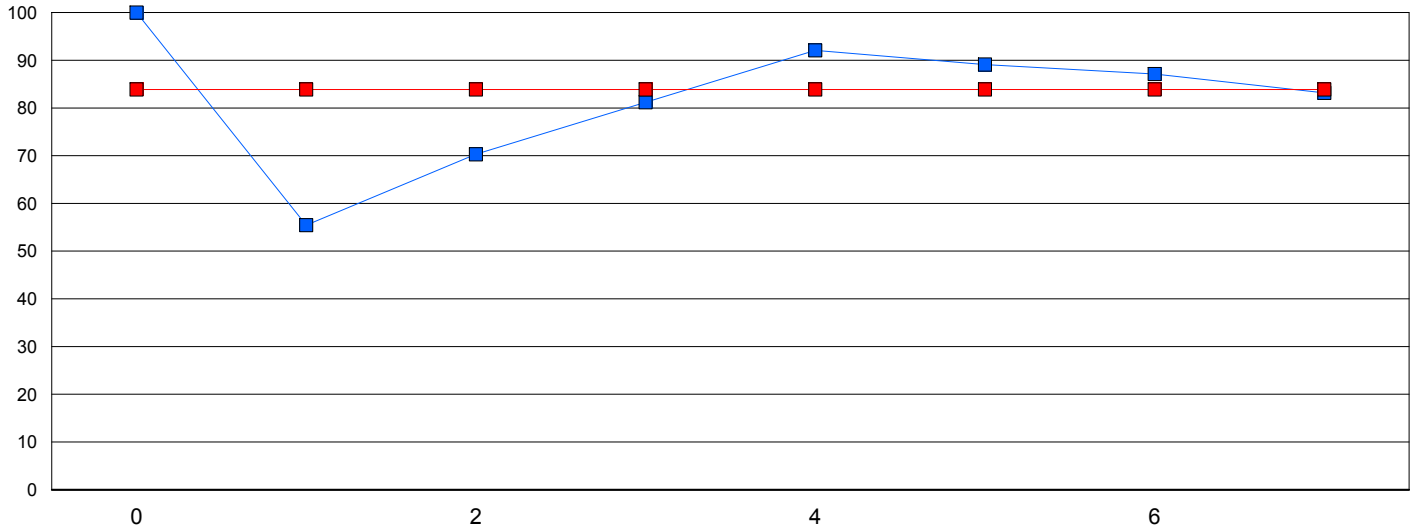
Student Name

*Student data withheld for reasons of confidentiality.*



Number of Students : 8

**Phonemic Awareness**



This graph shows performance of each student vs. the province. The provincial average on Phonemic Awareness is 83.9.

■ Phonemic Awareness  
**Student**

■ Phonemic Awareness  
**Province**

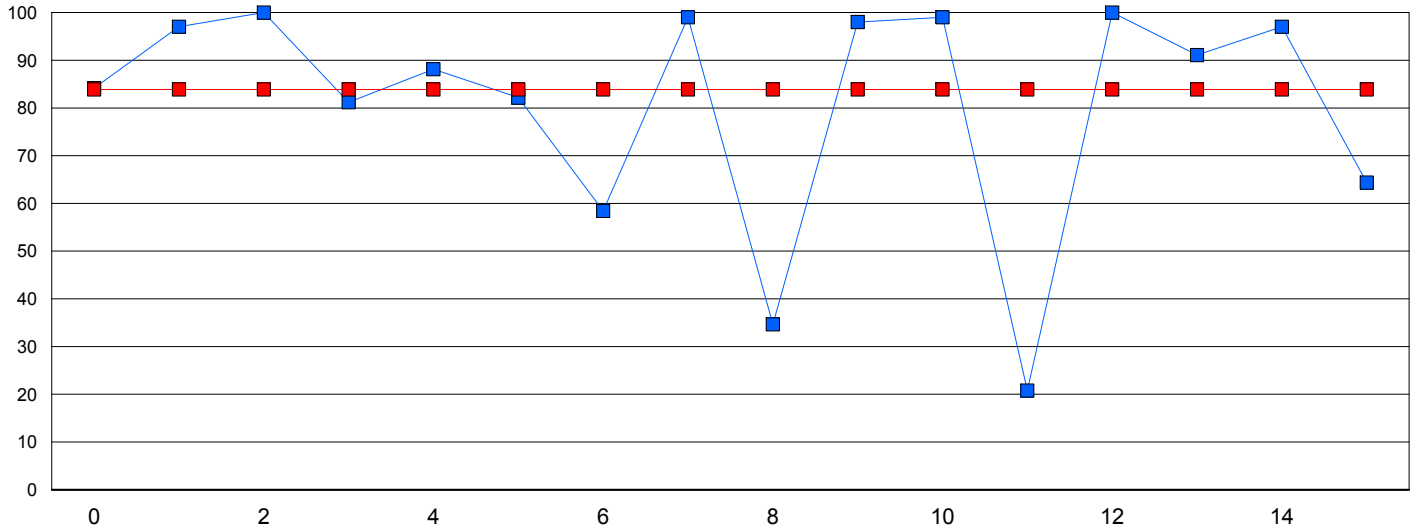
**Student #**

**Student Name**

*Student data withheld for reasons of confidentiality.*

Number of Students : 16

**Phonemic Awareness**



This graph shows performance of each student vs. the province. The provincial average on Phonemic Awareness is 83.9.

■ Phonemic Awareness *Student*
■ Phonemic Awareness *Province*

Student #

Student Name

*Student data withheld for reasons of confidentiality.*



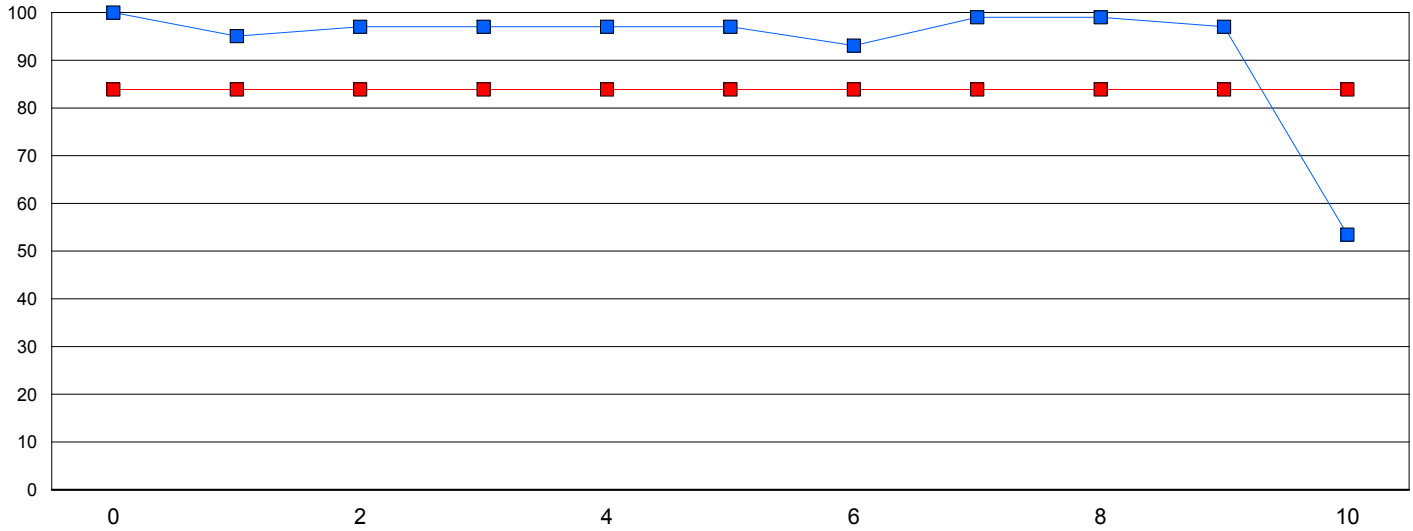






Number of Students : 12

**Phonemic Awareness**



This graph shows performance of each student vs. the province. The provincial average on Phonemic Awareness is 83.9.

Phonemic Awareness **Student**
 Phonemic Awareness **Province**

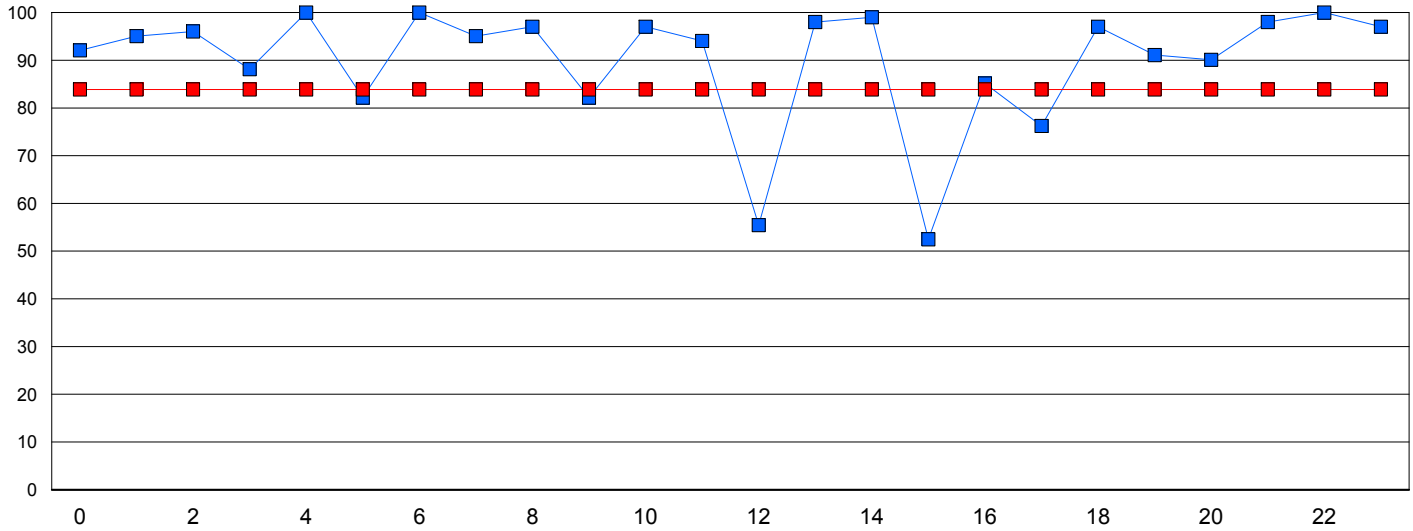
**Student #**

**Student Name**

*Student data withheld for reasons of confidentiality.*

Number of Students : 24

**Phonemic Awareness**



This graph shows performance of each student vs. the province. The provincial average on Phonemic Awareness is 83.9.

Phonemic Awareness *Student*
 Phonemic Awareness *Province*

Student #

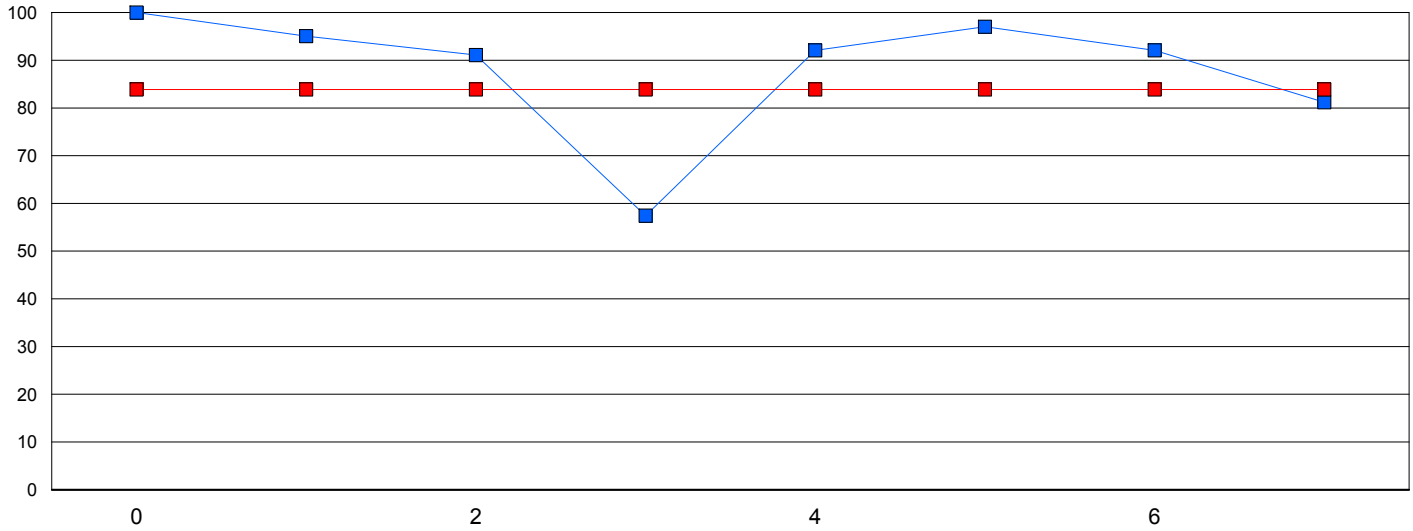
Student Name

*Student data withheld for reasons of confidentiality.*



Number of Students : 8

**Phonemic Awareness**



This graph shows performance of each student vs. the province. The provincial average on Phonemic Awareness is 83.9.

■ Phonemic Awareness  
**Student**

■ Phonemic Awareness  
**Province**

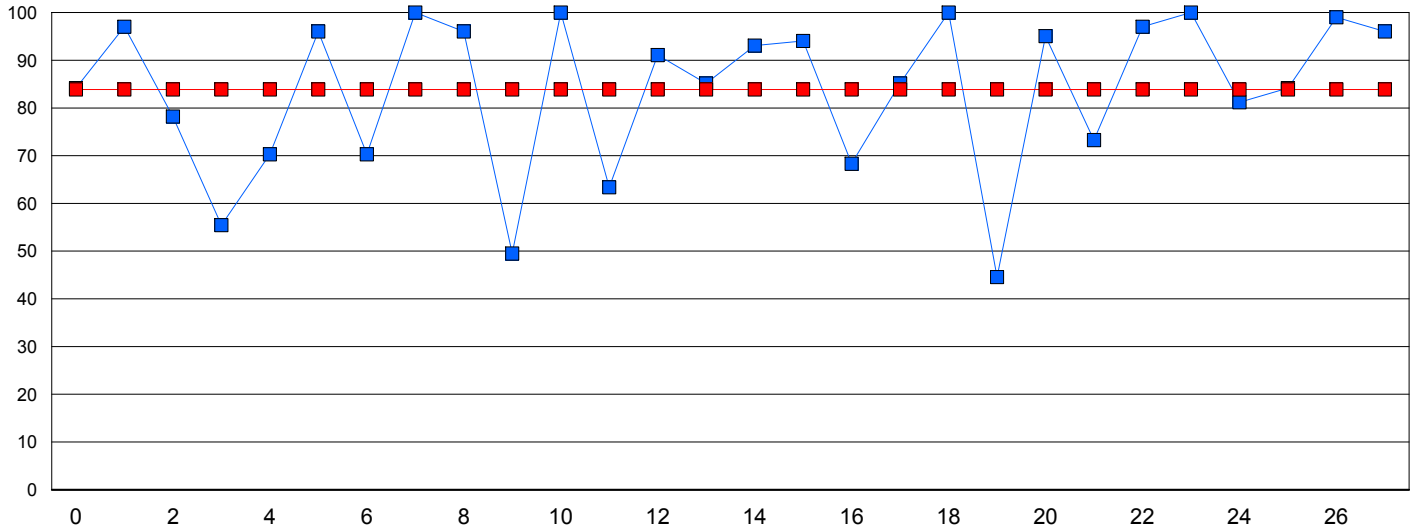
**Student #**

**Student Name**

*Student data withheld for reasons of confidentiality.*

Number of Students : 28

**Phonemic Awareness**



This graph shows performance of each student vs. the province. The provincial average on Phonemic Awareness is 83.9.

Phonemic Awareness *Student*
 Phonemic Awareness *Province*

Student #

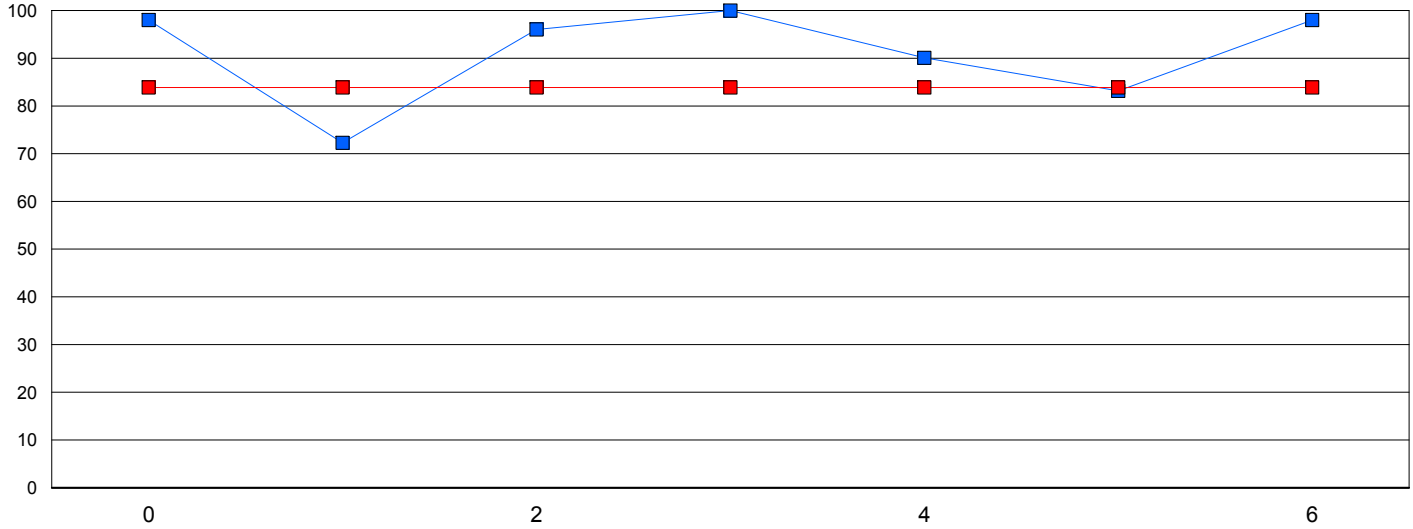
Student Name

*Student data withheld for reasons of confidentiality.*



Number of Students : 7

**Phonemic Awareness**



This graph shows performance of each student vs. the province. The provincial average on Phonemic Awareness is 83.9.

Phonemic Awareness **Student**
 Phonemic Awareness **Province**

Student #

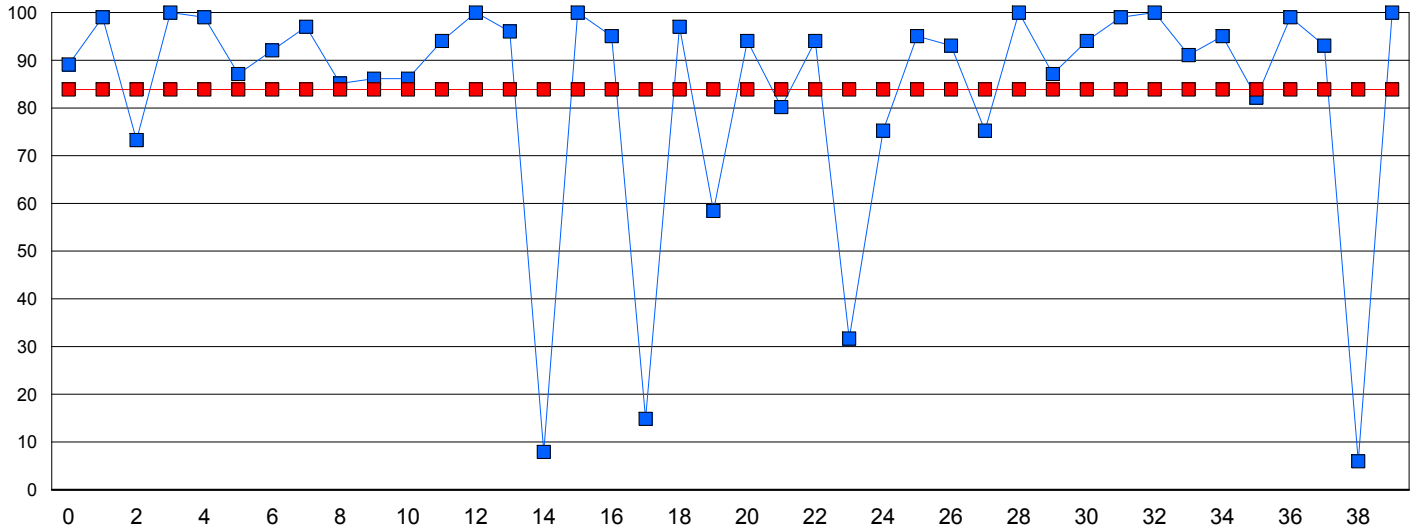
Student Name

*Student data withheld for reasons of confidentiality.*



Number of Students : 40

**Phonemic Awareness**



This graph shows performance of each student vs. the province. The provincial average on Phonemic Awareness is 83.9.

Phonemic Awareness **Student**
 Phonemic Awareness **Province**

Student #

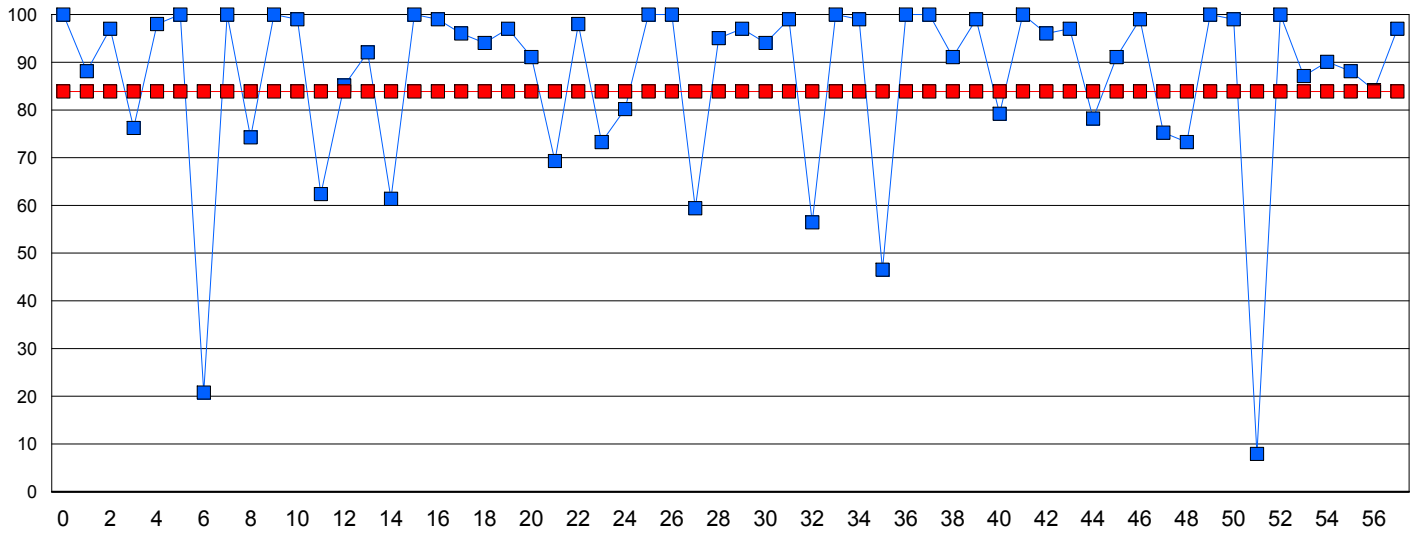
Student Name

*Student data withheld for reasons of confidentiality.*



Number of Students : 58

**Phonemic Awareness**



This graph shows performance of each student vs. the province. The provincial average on Phonemic Awareness is 83.9.

Phonemic Awareness *Student*
 Phonemic Awareness *Province*

Student #

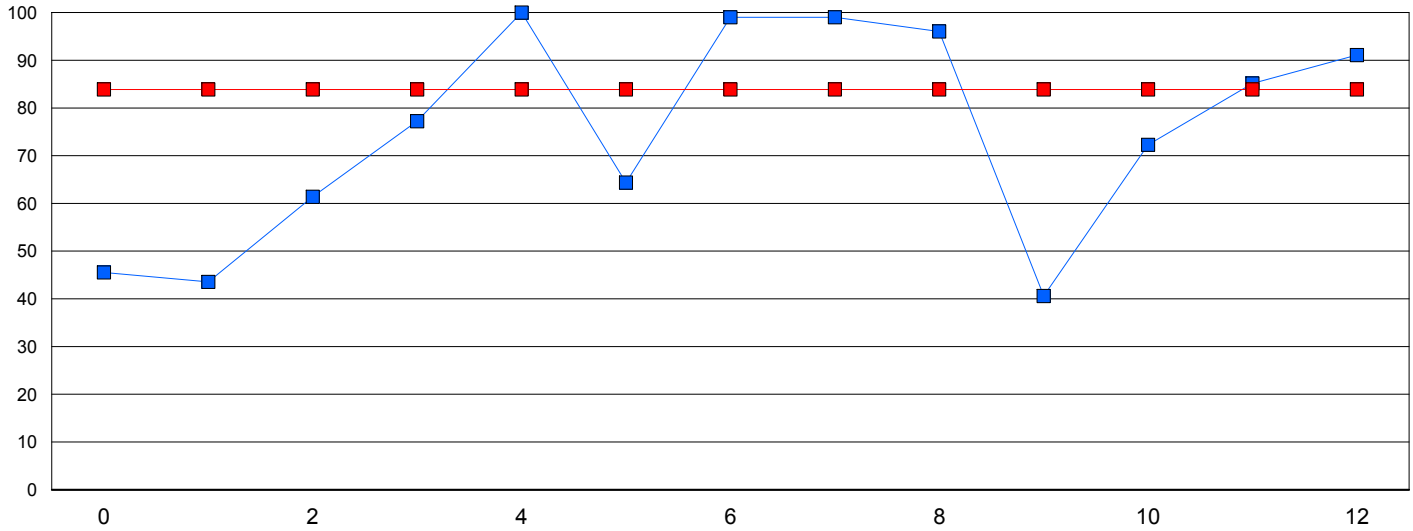
Student Name

*Student data withheld for reasons of confidentiality.*



Number of Students : 13

**Phonemic Awareness**



This graph shows performance of each student vs. the province. The provincial average on Phonemic Awareness is 83.9.

Phonemic Awareness **Student**
 Phonemic Awareness **Province**

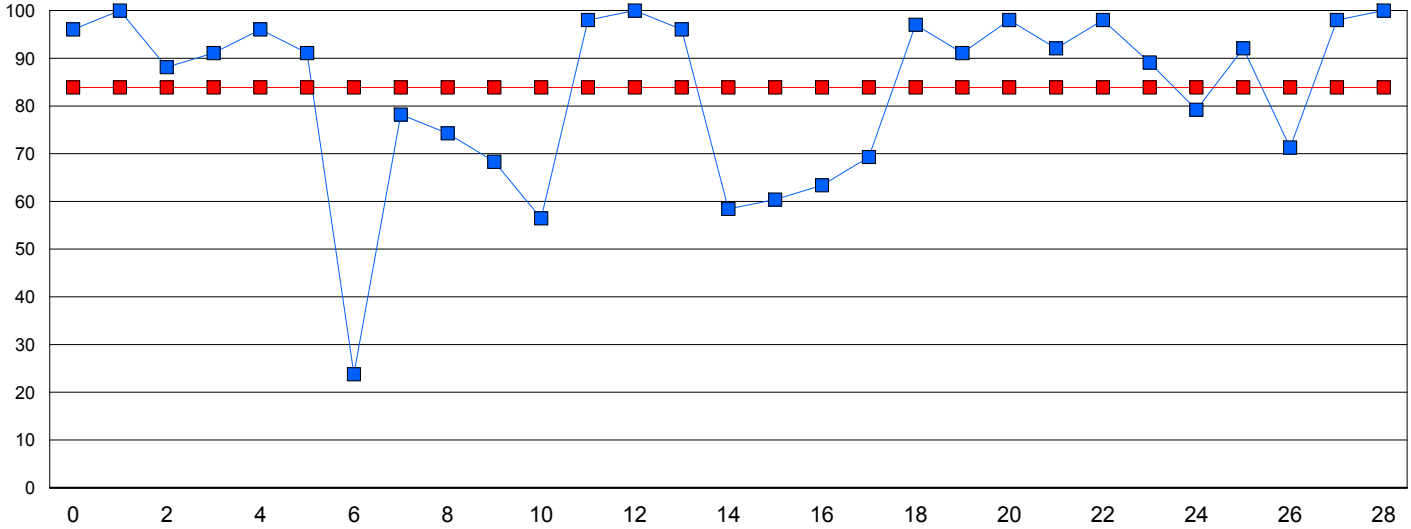
Student #

Student Name

*Student data withheld for reasons of confidentiality.*

Number of Students : 29

**Phonemic Awareness**



This graph shows performance of each student vs. the province. The provincial average on Phonemic Awareness is 83.9.

Phonemic Awareness **Student**
 Phonemic Awareness **Province**

Student #

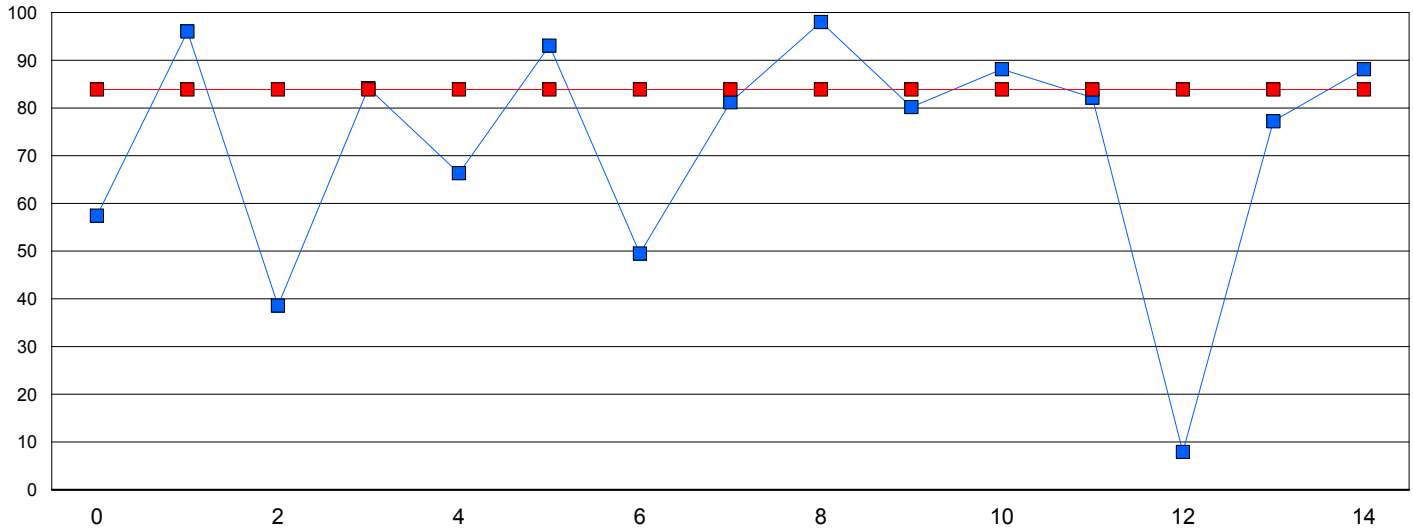
Student Name

*Student data withheld for reasons of confidentiality.*



Number of Students : 15

**Phonemic Awareness**



This graph shows performance of each student vs. the province. The provincial average on Phonemic Awareness is 83.9.

Phonemic Awareness **Student**
 Phonemic Awareness **Province**

Student #

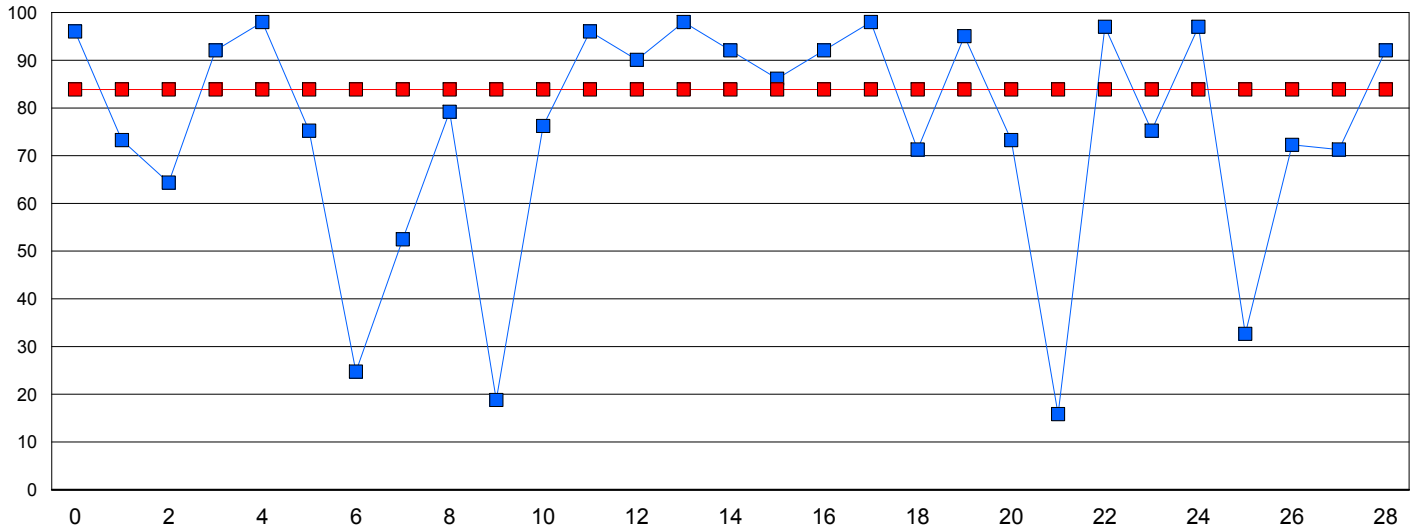
Student Name

*Student data withheld for reasons of confidentiality.*



Number of Students : 29

**Phonemic Awareness**



This graph shows performance of each student vs. the province. The provincial average on Phonemic Awareness is 83.9.

Phonemic Awareness **Student**
 Phonemic Awareness **Province**

Student #

Student Name

*Student data withheld for reasons of confidentiality.*



Number of Students : 3

**Phonemic Awareness**

School data with 5 or fewer students withheld for reasons of confidentiality.

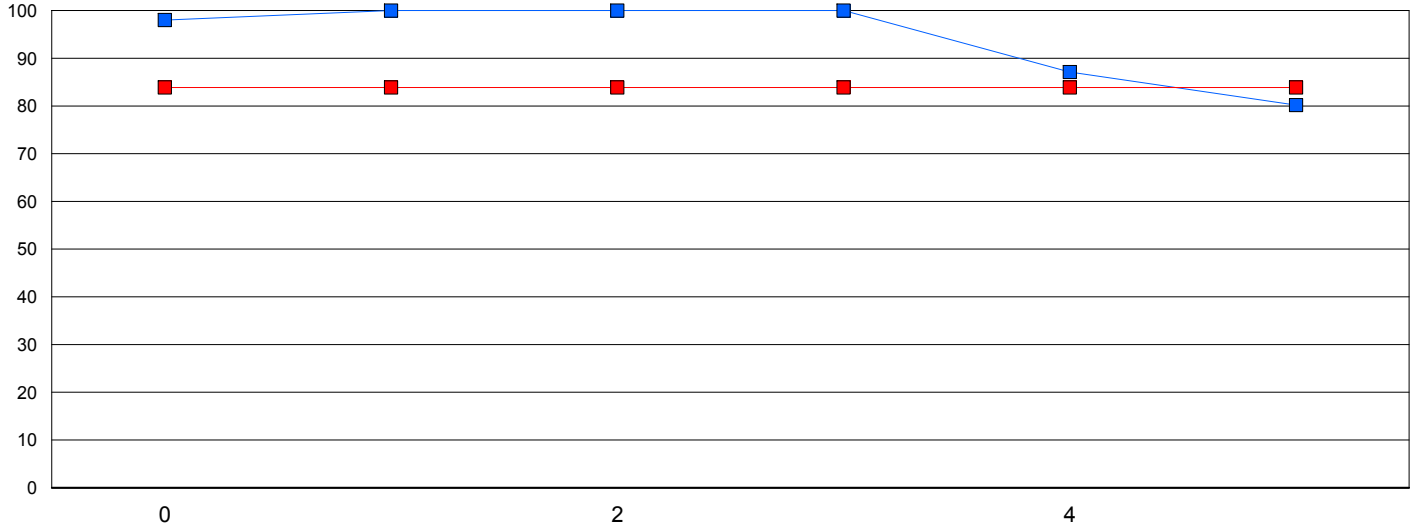
This graph shows performance of each student vs. the province. The provincial average on Phonemic Awareness is 83.9.



*Student data withheld for reasons of confidentiality.*

Number of Students : 6

**Phonemic Awareness**



This graph shows performance of each student vs. the province. The provincial average on Phonemic Awareness is 83.9.

Phonemic Awareness **Student**
 Phonemic Awareness **Province**

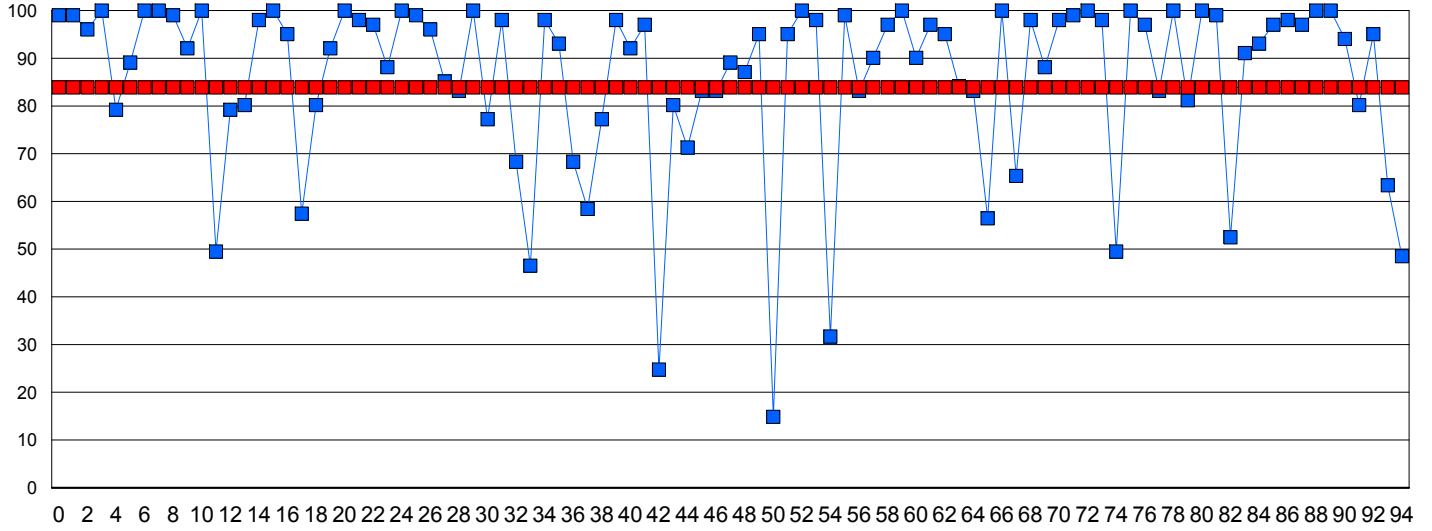
Student #

Student Name

*Student data withheld for reasons of confidentiality.*

Number of Students : 95

**Phonemic Awareness**



This graph shows performance of each student vs. the province. The provincial average on Phonemic Awareness is 83.9.

Phonemic Awareness **Student**
 Phonemic Awareness **Province**

Student #

Student Name

*Student data withheld for reasons of confidentiality.*





Number of Students : 2

**Phonemic Awareness**

School data with 5 or fewer students withheld for reasons of confidentiality.

This graph shows performance of each student vs. the province. The provincial average on Phonemic Awareness is 83.9.

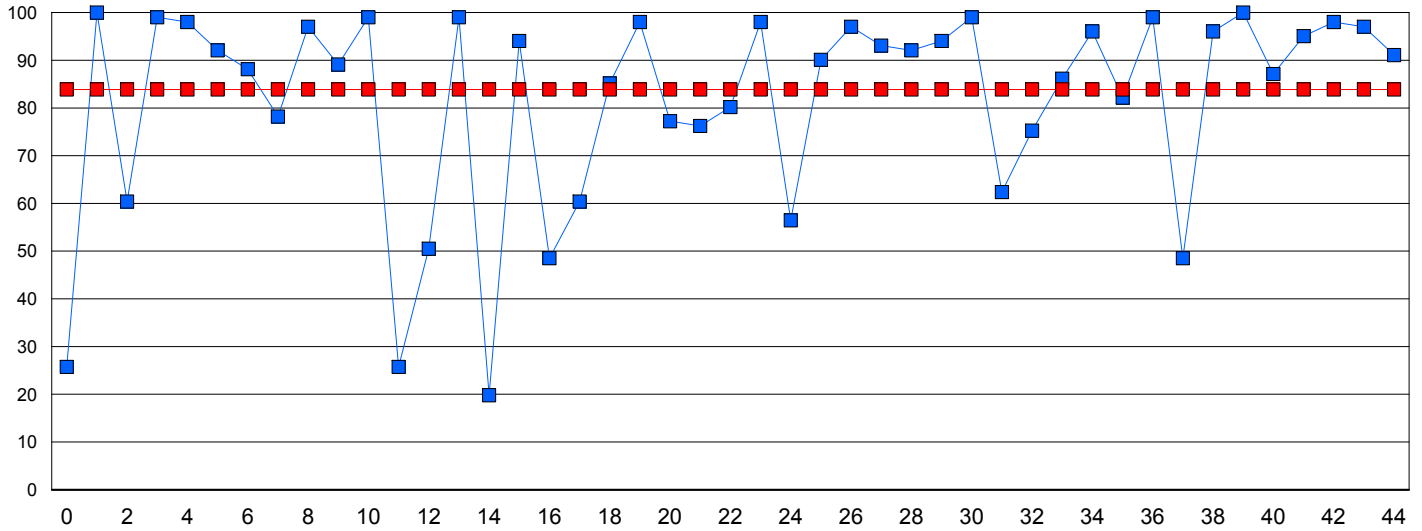


*Student data withheld for reasons of confidentiality.*



Number of Students : 45

**Phonemic Awareness**



This graph shows performance of each student vs. the province. The provincial average on Phonemic Awareness is 83.9.

Phonemic Awareness *Student*
 Phonemic Awareness *Province*

Student #

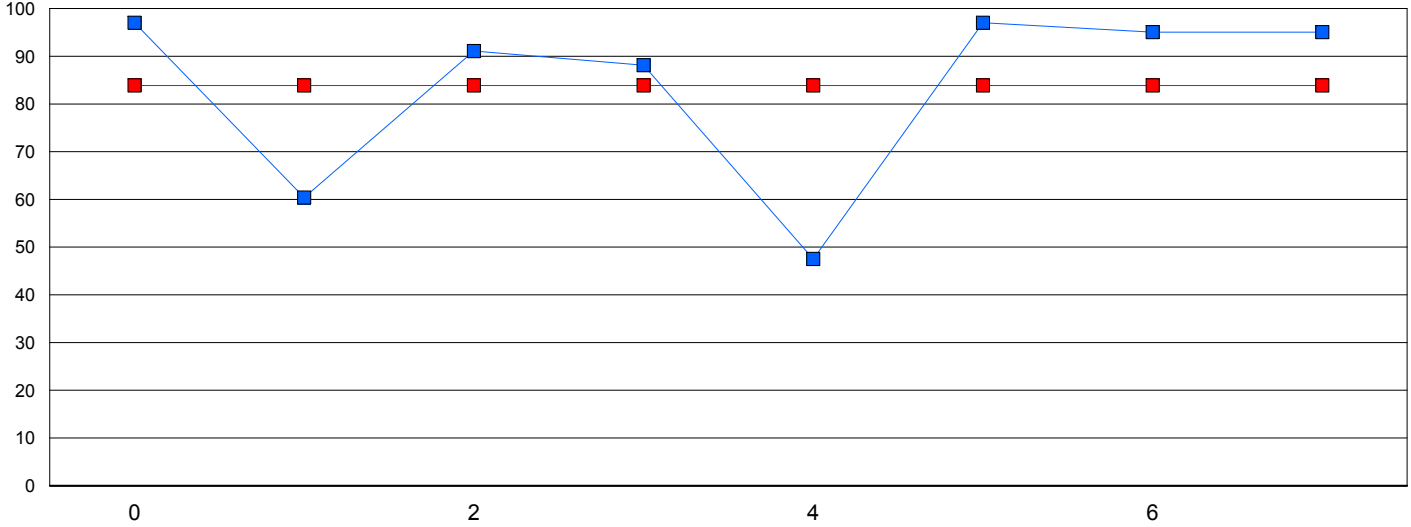
Student Name

*Student data withheld for reasons of confidentiality.*



Number of Students : 8

**Phonemic Awareness**



This graph shows performance of each student vs. the province. The provincial average on Phonemic Awareness is 83.9.

■ Phonemic Awareness  
**Student**

■ Phonemic Awareness  
**Province**

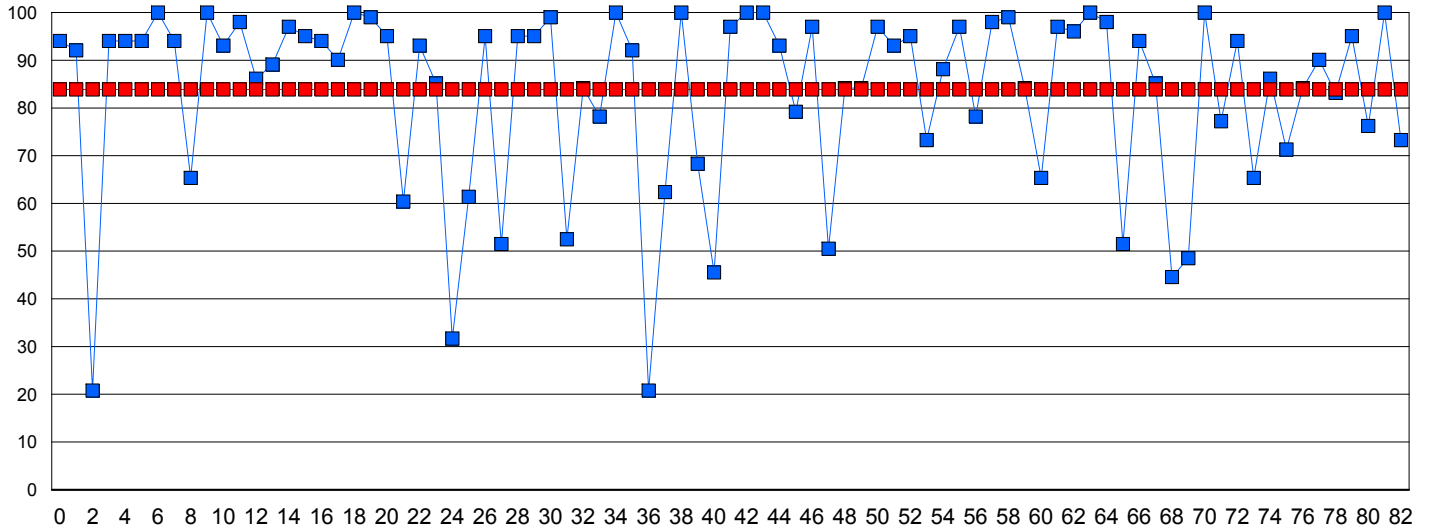
Student #

Student Name

*Student data withheld for reasons of confidentiality.*

Number of Students : 83

**Phonemic Awareness**



This graph shows performance of each student vs. the province. The provincial average on Phonemic Awareness is 83.9.

Phonemic Awareness **Student**
 Phonemic Awareness **Province**

Student #
Student Name

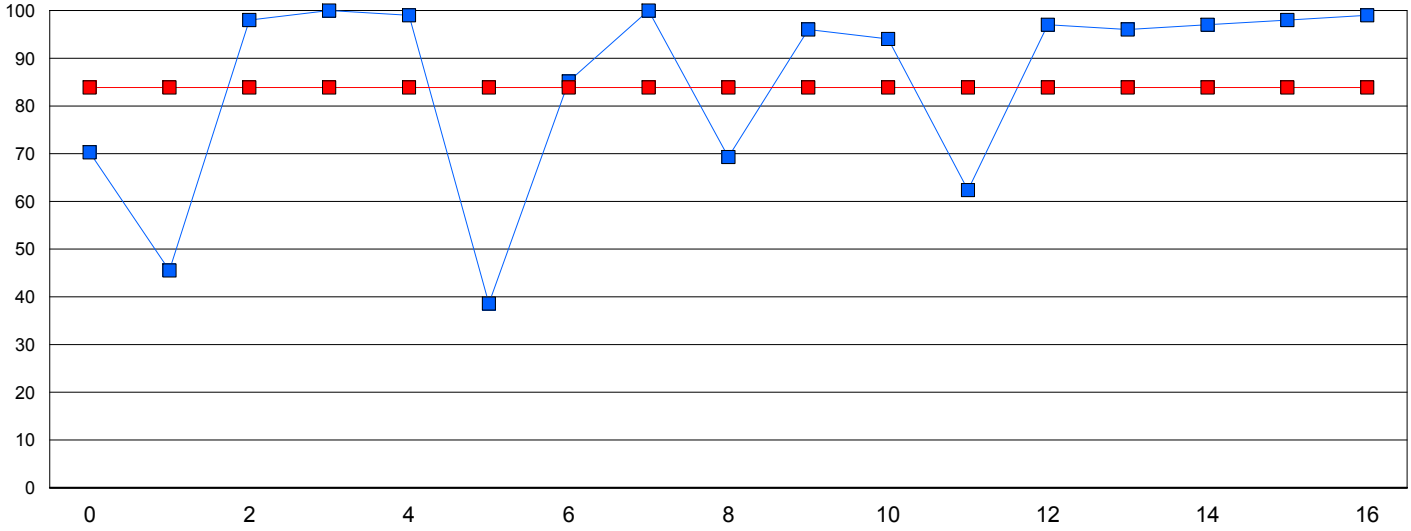
*Student data withheld for reasons of confidentiality.*





Number of Students : 17

**Phonemic Awareness**



This graph shows performance of each student vs. the province. The provincial average on Phonemic Awareness is 83.9.

Phonemic Awareness **Student**
 Phonemic Awareness **Province**

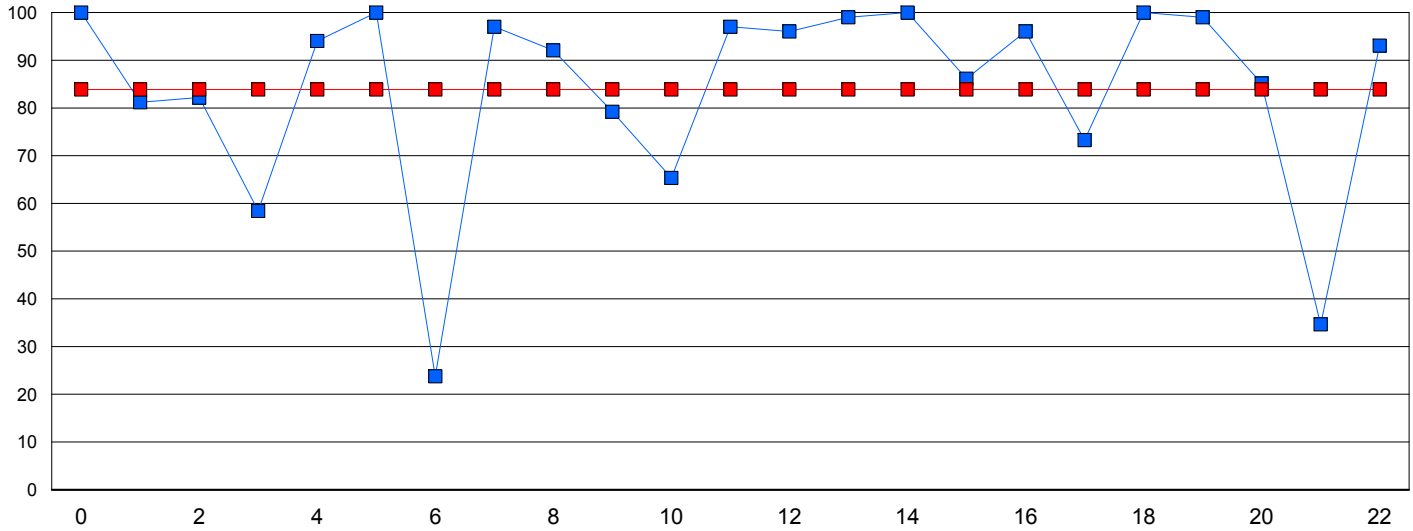
Student #

Student Name

*Student data withheld for reasons of confidentiality.*

Number of Students : 23

**Phonemic Awareness**



This graph shows performance of each student vs. the province. The provincial average on Phonemic Awareness is 83.9.

Phonemic Awareness **Student**
 Phonemic Awareness **Province**

Student #

Student Name

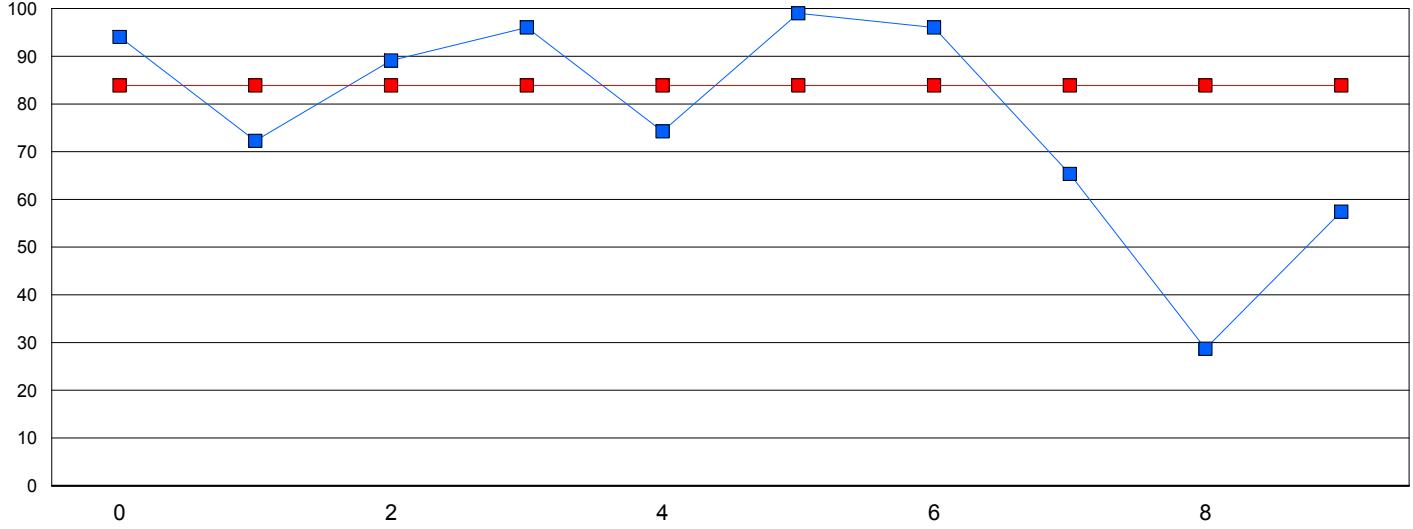
*Student data withheld for reasons of confidentiality.*





Number of Students : 10

**Phonemic Awareness**



This graph shows performance of each student vs. the province. The provincial average on Phonemic Awareness is 83.9.

Phonemic Awareness **Student**
 Phonemic Awareness **Province**

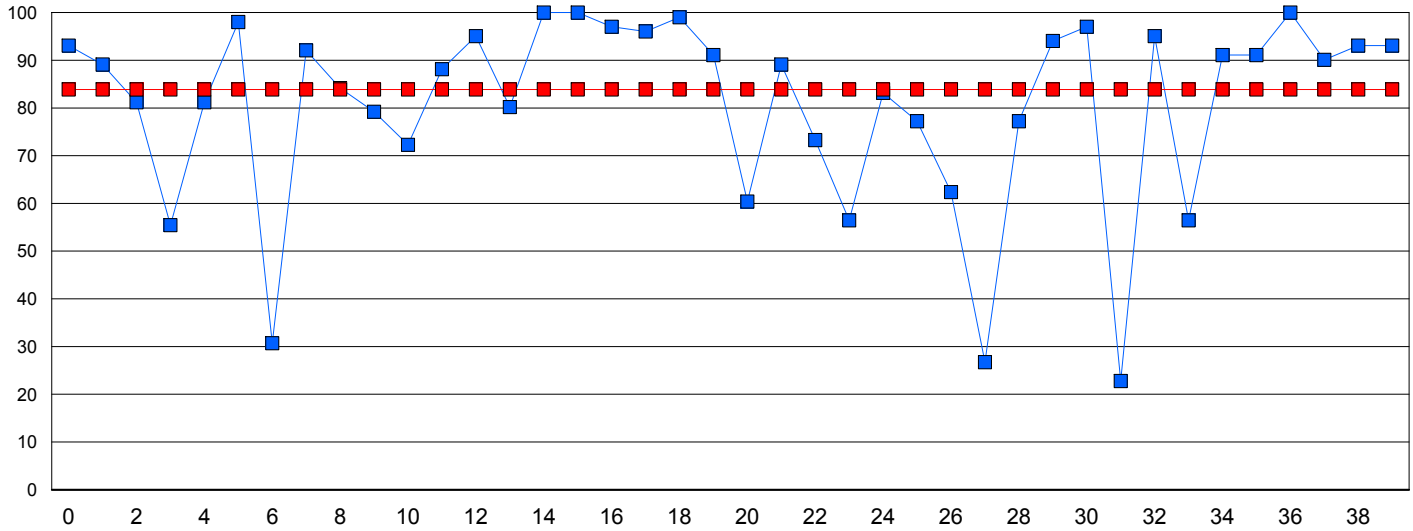
**Student #**

**Student Name**

*Student data withheld for reasons of confidentiality.*

Number of Students : 41

**Phonemic Awareness**



This graph shows performance of each student vs. the province. The provincial average on Phonemic Awareness is 83.9.

Phonemic Awareness **Student**
 Phonemic Awareness **Province**

Student #

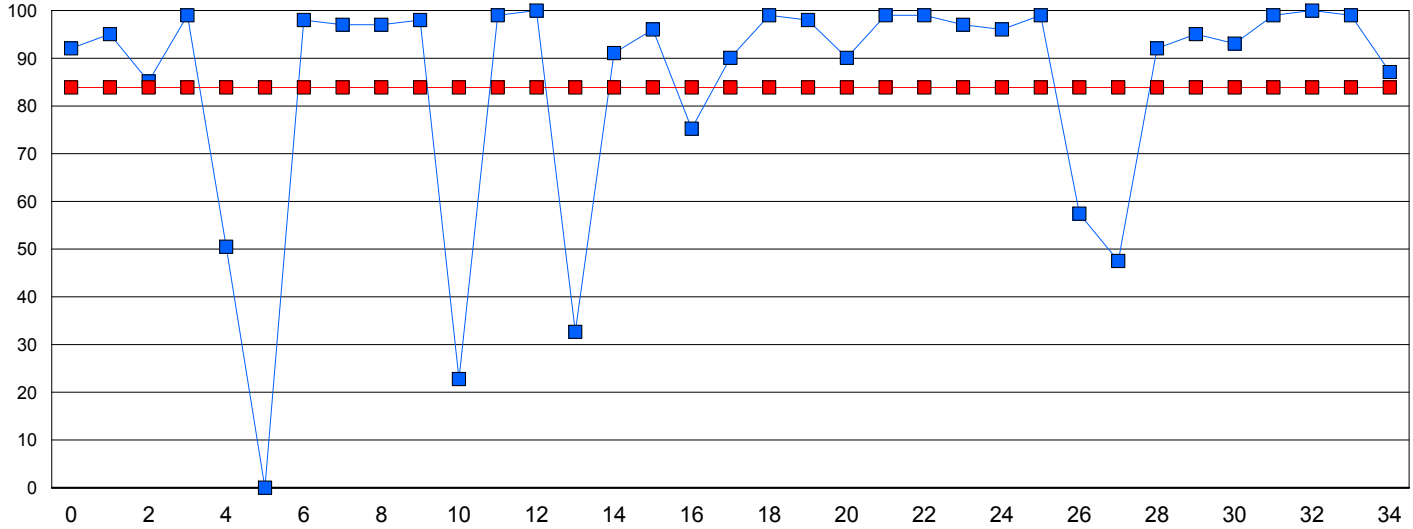
Student Name

*Student data withheld for reasons of confidentiality.*



Number of Students : 35

**Phonemic Awareness**



This graph shows performance of each student vs. the province. The provincial average on Phonemic Awareness is 83.9.

Phonemic Awareness **Student**
 Phonemic Awareness **Province**

Student #

Student Name

*Student data withheld for reasons of confidentiality.*




Number of Students : 2

**Phonemic Awareness**

School data with 5 or fewer students withheld for reasons of confidentiality.

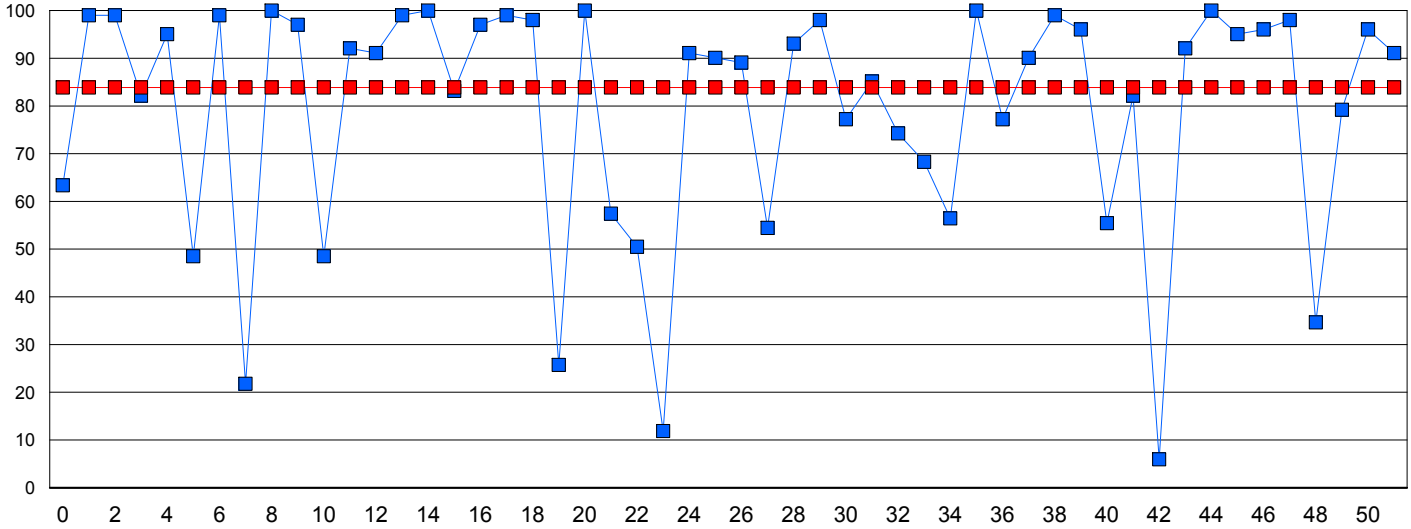
This graph shows performance of each student vs. the province. The provincial average on Phonemic Awareness is 83.9.



*Student data withheld for reasons of confidentiality.*

Number of Students : 52

**Phonemic Awareness**



This graph shows performance of each student vs. the province. The provincial average on Phonemic Awareness is 83.9.

Phonemic Awareness *Student*
 Phonemic Awareness *Province*

Student #

Student Name

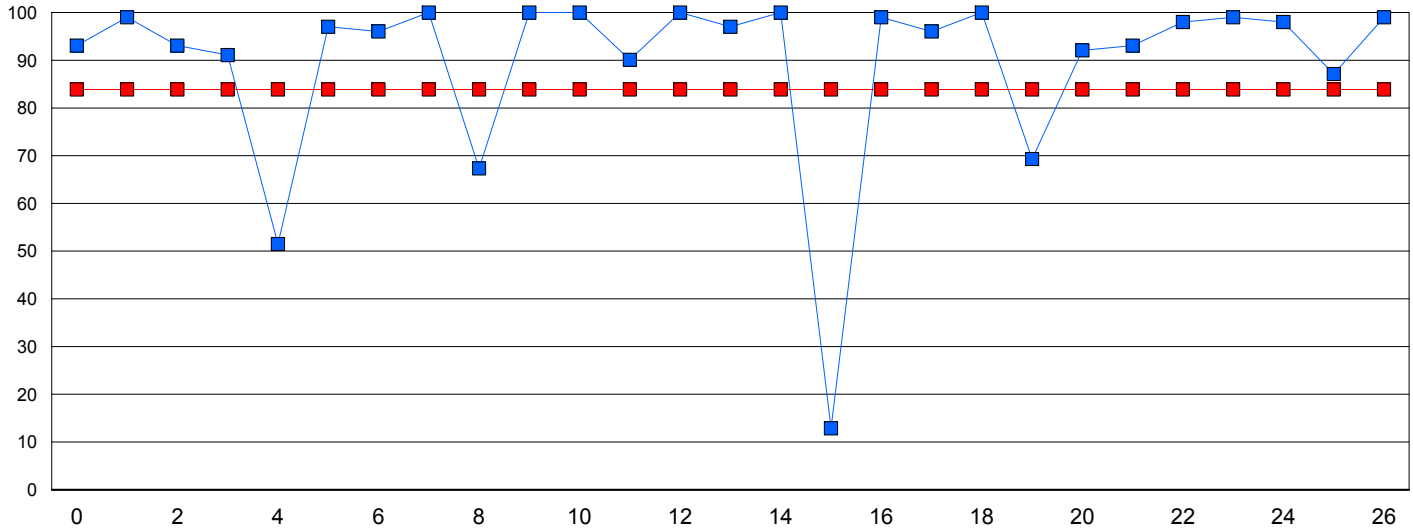
*Student data withheld for reasons of confidentiality.*





Number of Students : 28

**Phonemic Awareness**



This graph shows performance of each student vs. the province. The provincial average on Phonemic Awareness is 83.9.

Phonemic Awareness **Student**
 Phonemic Awareness **Province**

Student #

Student Name

*Student data withheld for reasons of confidentiality.*



Number of Students : 5

**Phonemic Awareness**

School data with 5 or fewer students withheld for reasons of confidentiality.

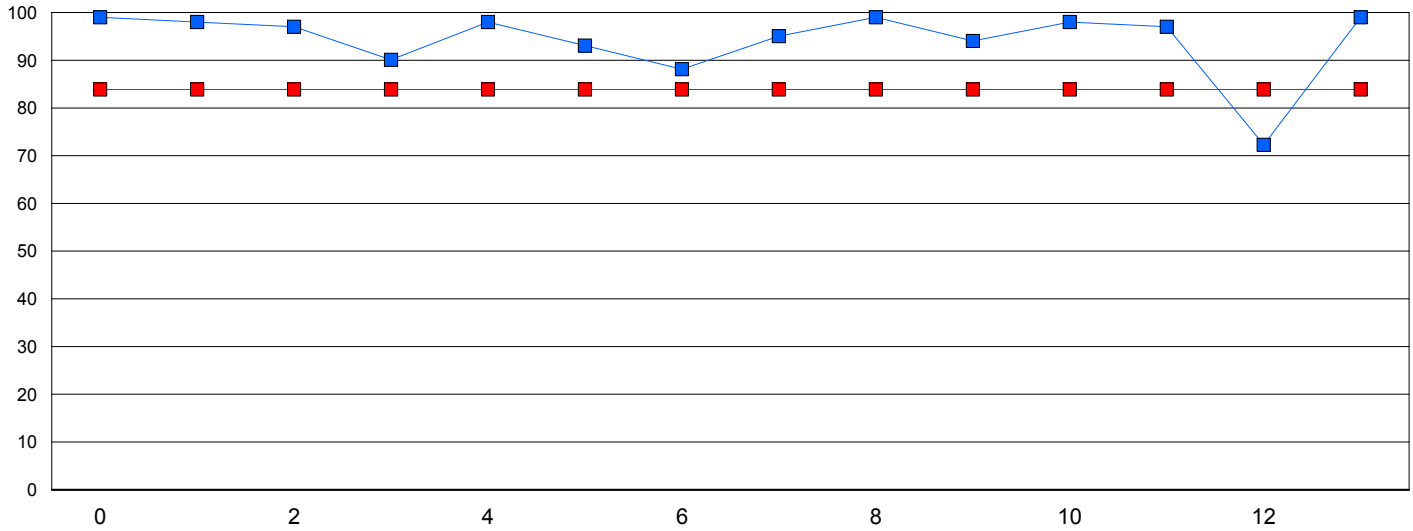
This graph shows performance of each student vs. the province. The provincial average on Phonemic Awareness is 83.9.



*Student data withheld for reasons of confidentiality.*

Number of Students : 14

**Phonemic Awareness**



This graph shows performance of each student vs. the province. The provincial average on Phonemic Awareness is 83.9.

Phonemic Awareness **Student**
 Phonemic Awareness **Province**

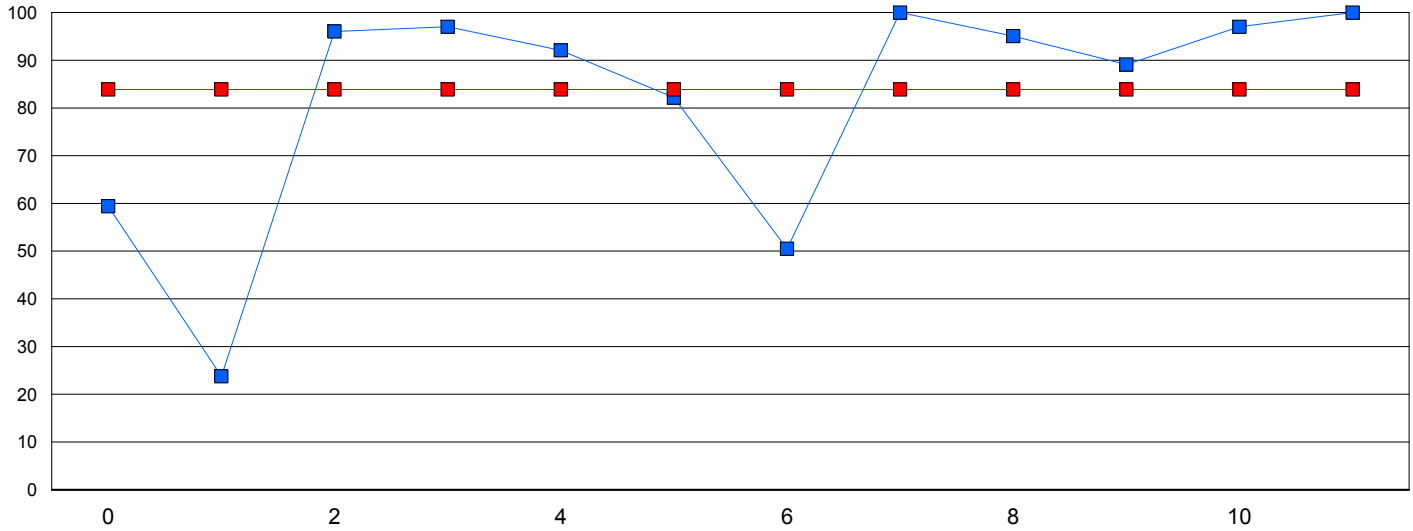
Student #

Student Name

*Student data withheld for reasons of confidentiality.*

Number of Students : 12

**Phonemic Awareness**



This graph shows performance of each student vs. the province. The provincial average on Phonemic Awareness is 83.9.

Phonemic Awareness *Student*
 Phonemic Awareness *Province*

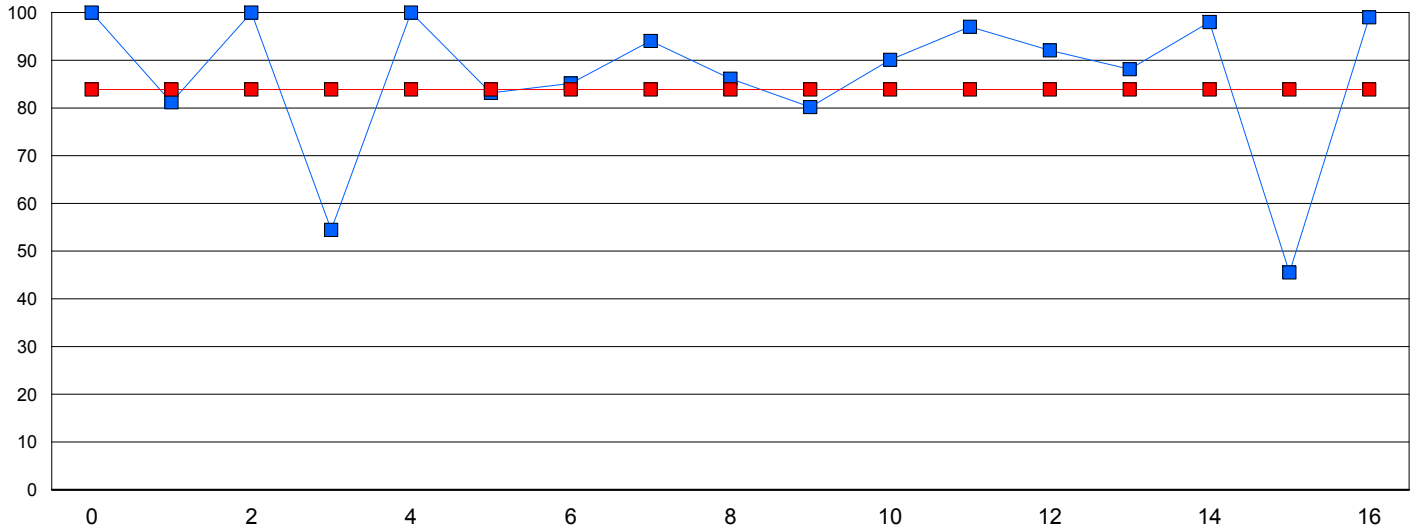
Student #

Student Name

*Student data withheld for reasons of confidentiality.*

Number of Students : 17

**Phonemic Awareness**



This graph shows performance of each student vs. the province. The provincial average on Phonemic Awareness is 83.9.

Phonemic Awareness **Student**
 Phonemic Awareness **Province**

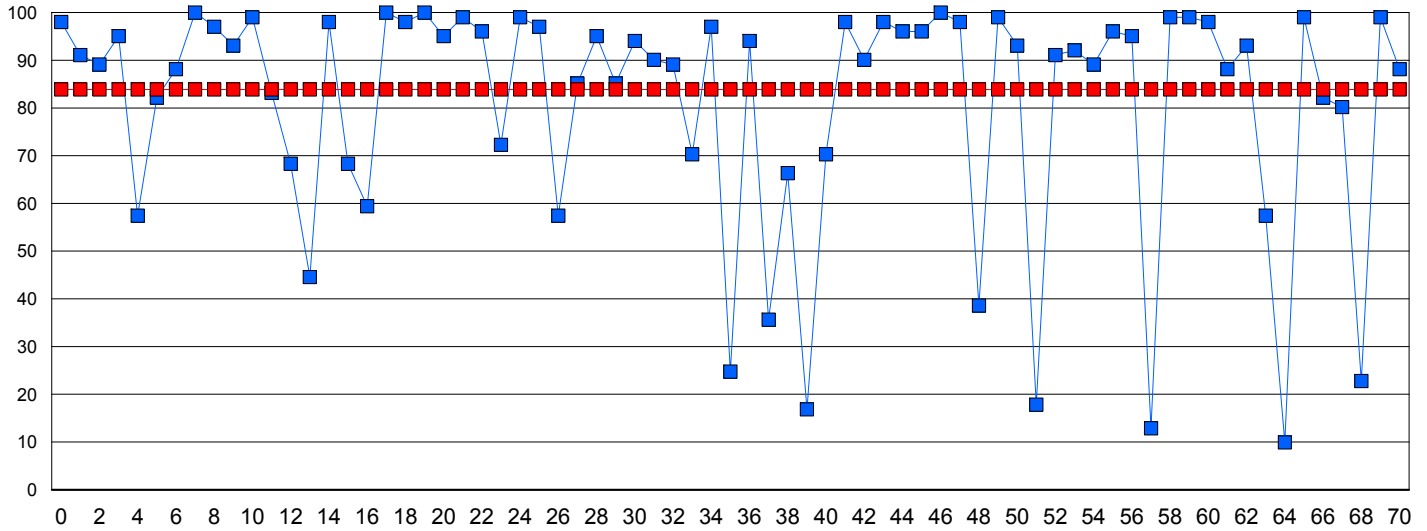
Student #

Student Name

*Student data withheld for reasons of confidentiality.*

Number of Students : 73

**Phonemic Awareness**



This graph shows performance of each student vs. the province. The provincial average on Phonemic Awareness is 83.9.

Phonemic Awareness *Student*
 Phonemic Awareness *Province*

Student #

Student Name

*Student data withheld for reasons of confidentiality.*

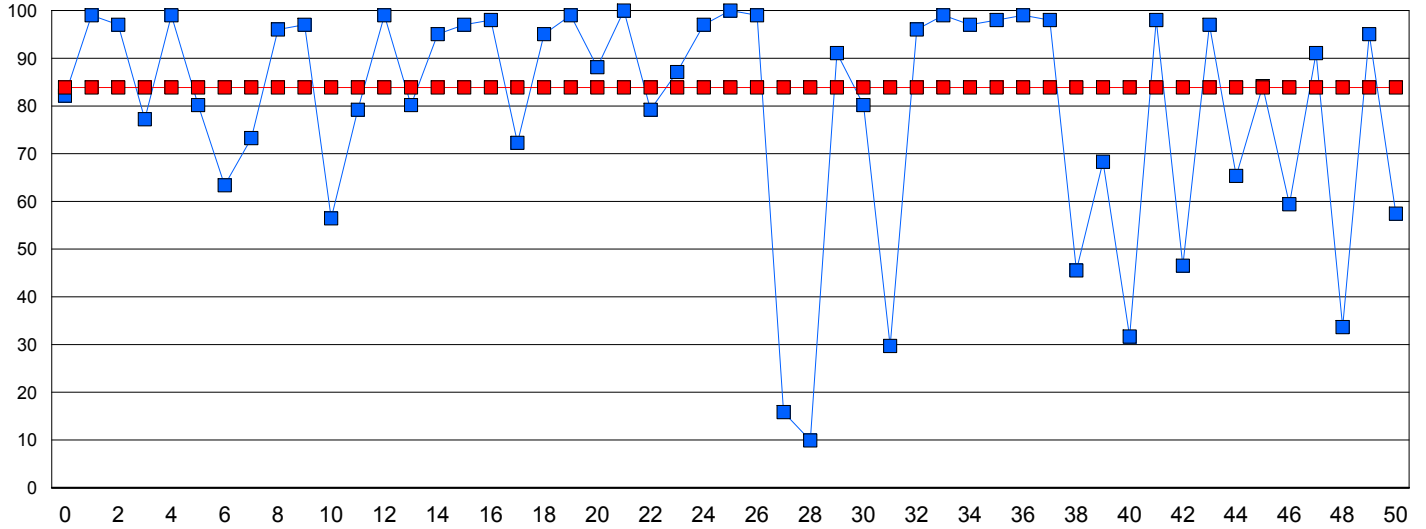






Number of Students : 51

**Phonemic Awareness**



This graph shows performance of each student vs. the province. The provincial average on Phonemic Awareness is 83.9.

Phonemic Awareness *Student*
 Phonemic Awareness *Province*

Student #

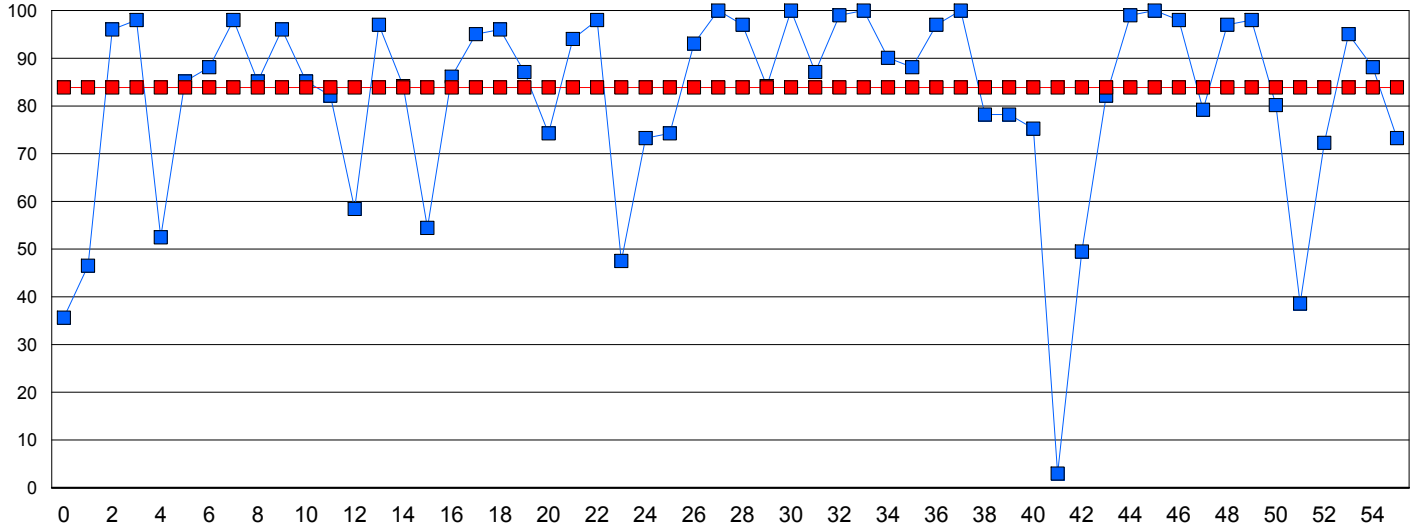
Student Name

*Student data withheld for reasons of confidentiality.*



Number of Students : 56

**Phonemic Awareness**



This graph shows performance of each student vs. the province. The provincial average on Phonemic Awareness is 83.9.

Phonemic Awareness **Student**
 Phonemic Awareness **Province**

Student #

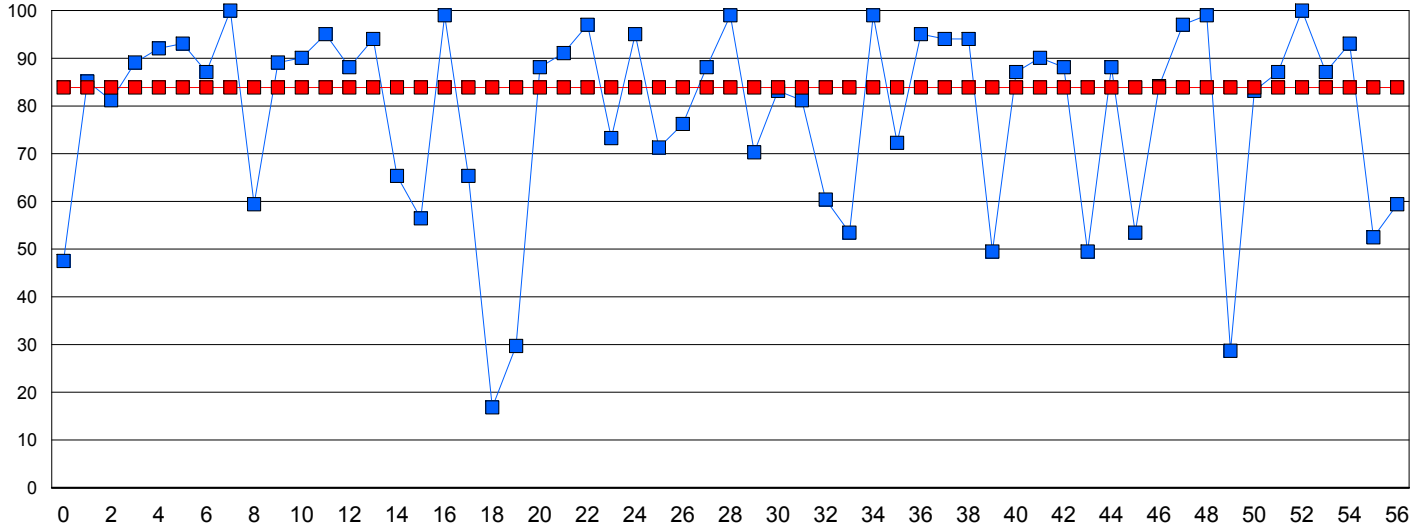
Student Name

*Student data withheld for reasons of confidentiality.*



Number of Students : 58

**Phonemic Awareness**



This graph shows performance of each student vs. the province. The provincial average on Phonemic Awareness is 83.9.

Phonemic Awareness *Student*
 Phonemic Awareness *Province*

Student #

Student Name

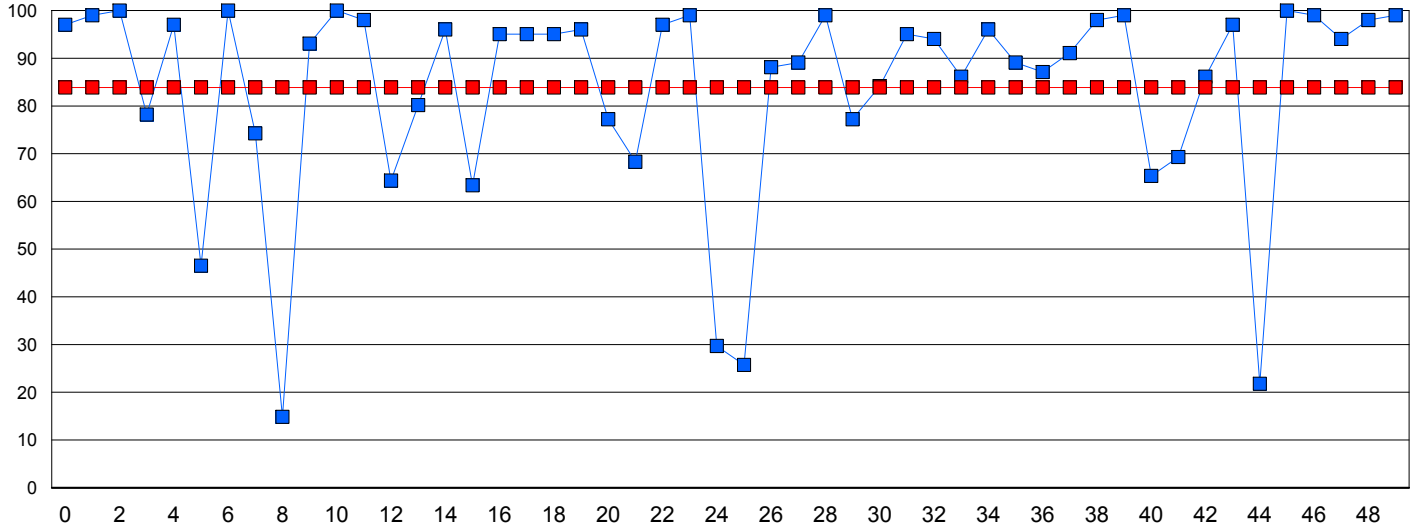
*Student data withheld for reasons of confidentiality.*





Number of Students : 50

**Phonemic Awareness**



This graph shows performance of each student vs. the province. The provincial average on Phonemic Awareness is 83.9.

Phonemic Awareness **Student**
 Phonemic Awareness **Province**

Student #

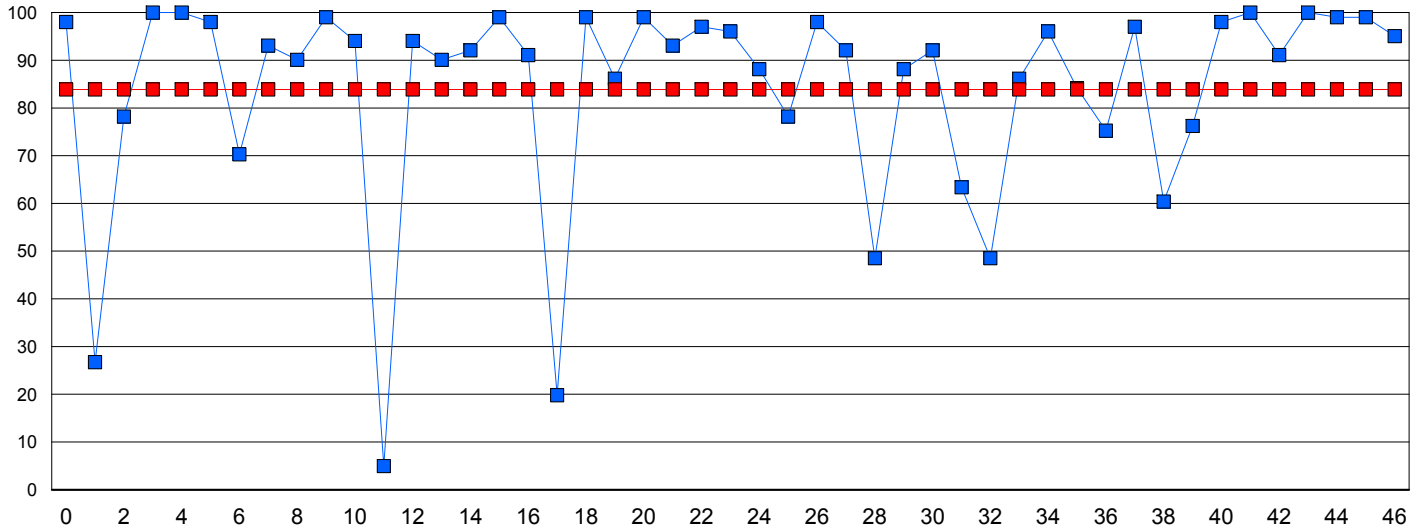
Student Name

*Student data withheld for reasons of confidentiality.*



Number of Students : 49

**Phonemic Awareness**



This graph shows performance of each student vs. the province. The provincial average on Phonemic Awareness is 83.9.

Phonemic Awareness *Student*
 Phonemic Awareness *Province*

Student #

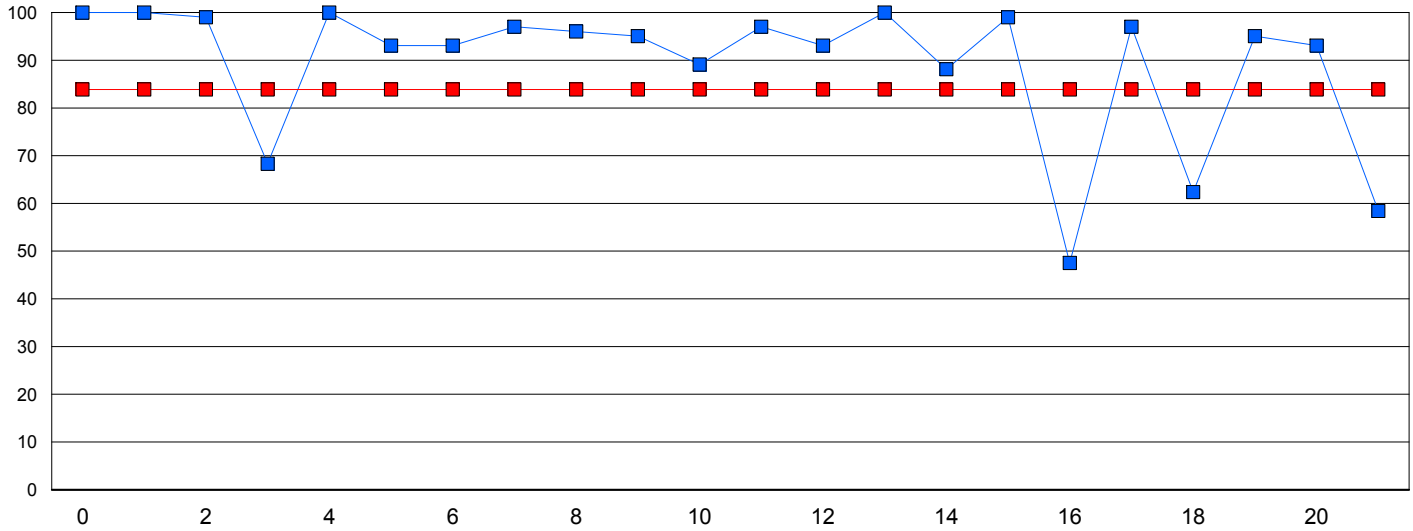
Student Name

*Student data withheld for reasons of confidentiality.*



Number of Students : 22

**Phonemic Awareness**



This graph shows performance of each student vs. the province. The provincial average on Phonemic Awareness is 83.9.

Phonemic Awareness **Student**
 Phonemic Awareness **Province**

Student #

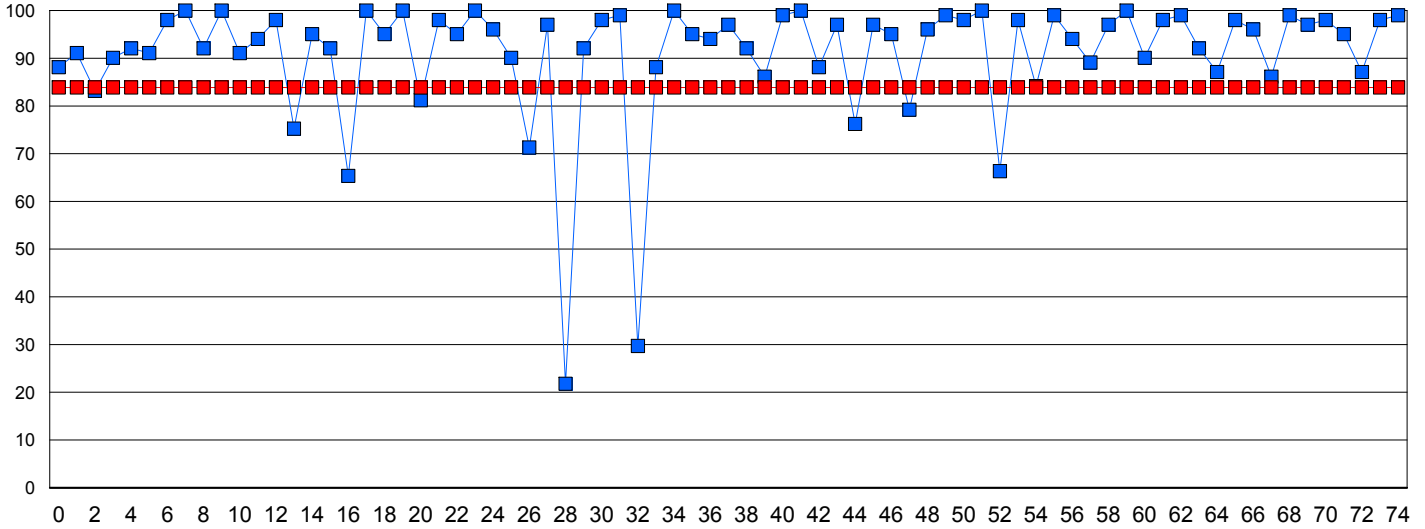
Student Name

*Student data withheld for reasons of confidentiality.*



Number of Students : 75

**Phonemic Awareness**



This graph shows performance of each student vs. the province. The provincial average on Phonemic Awareness is 83.9.

Phonemic Awareness **Student**
 Phonemic Awareness **Province**

Student #

Student Name

*Student data withheld for reasons of confidentiality.*

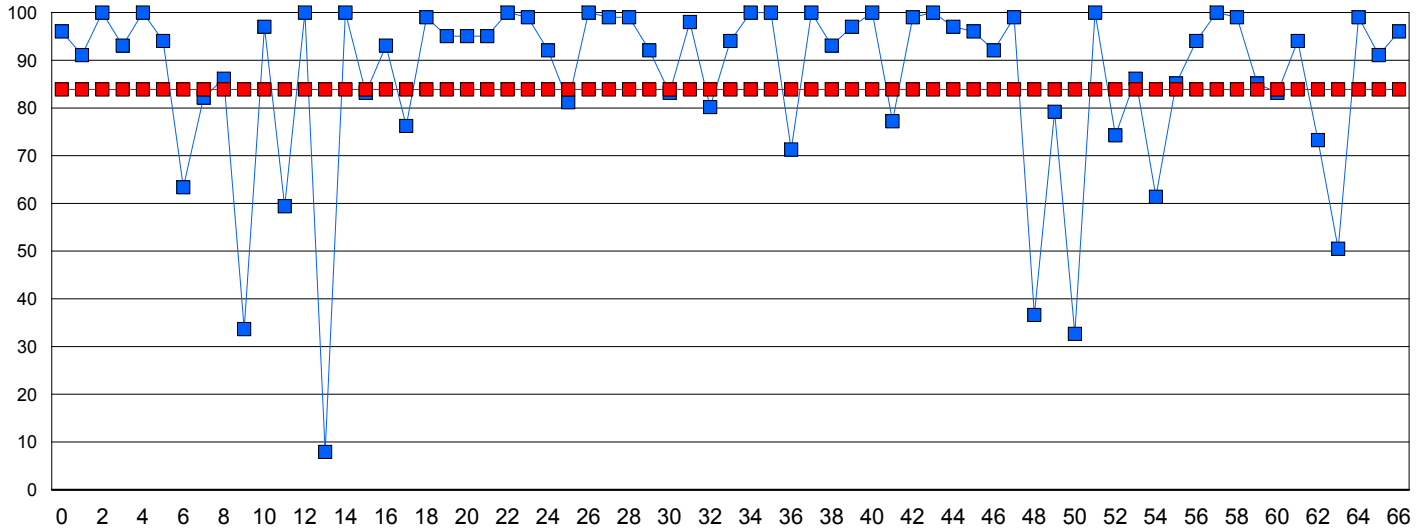






Number of Students : 67

**Phonemic Awareness**



This graph shows performance of each student vs. the province. The provincial average on Phonemic Awareness is 83.9.

Phonemic Awareness *Student*
 Phonemic Awareness *Province*

Student #

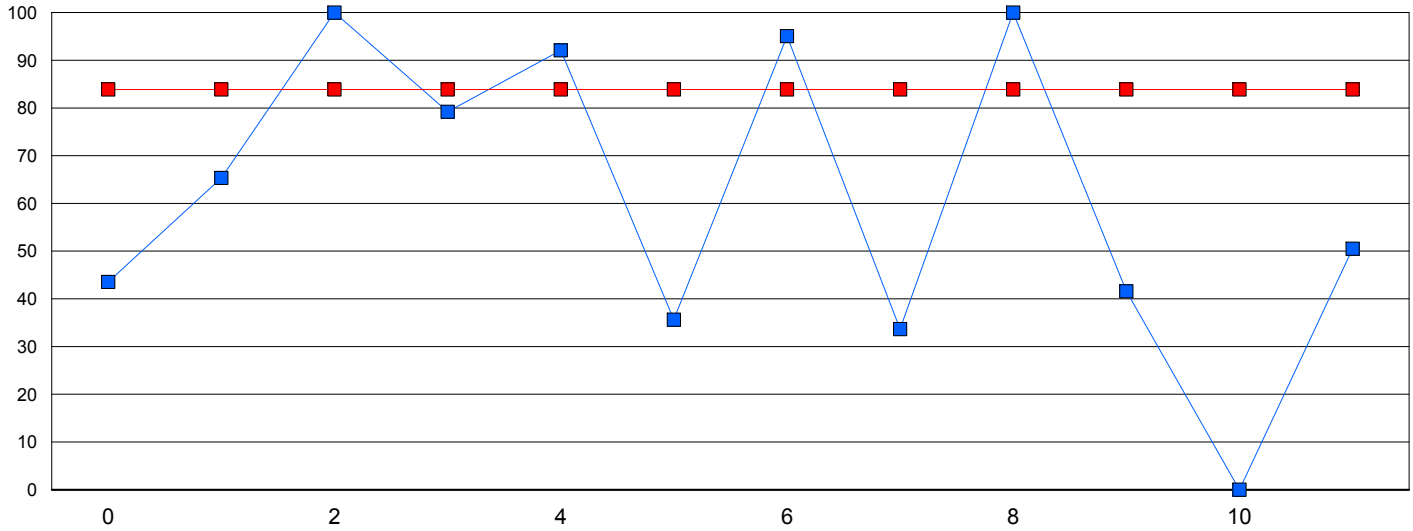
Student Name

*Student data withheld for reasons of confidentiality.*



Number of Students : 12

**Phonemic Awareness**



This graph shows performance of each student vs. the province. The provincial average on Phonemic Awareness is 83.9.

Phonemic Awareness  
**Student**

Phonemic Awareness  
**Province**

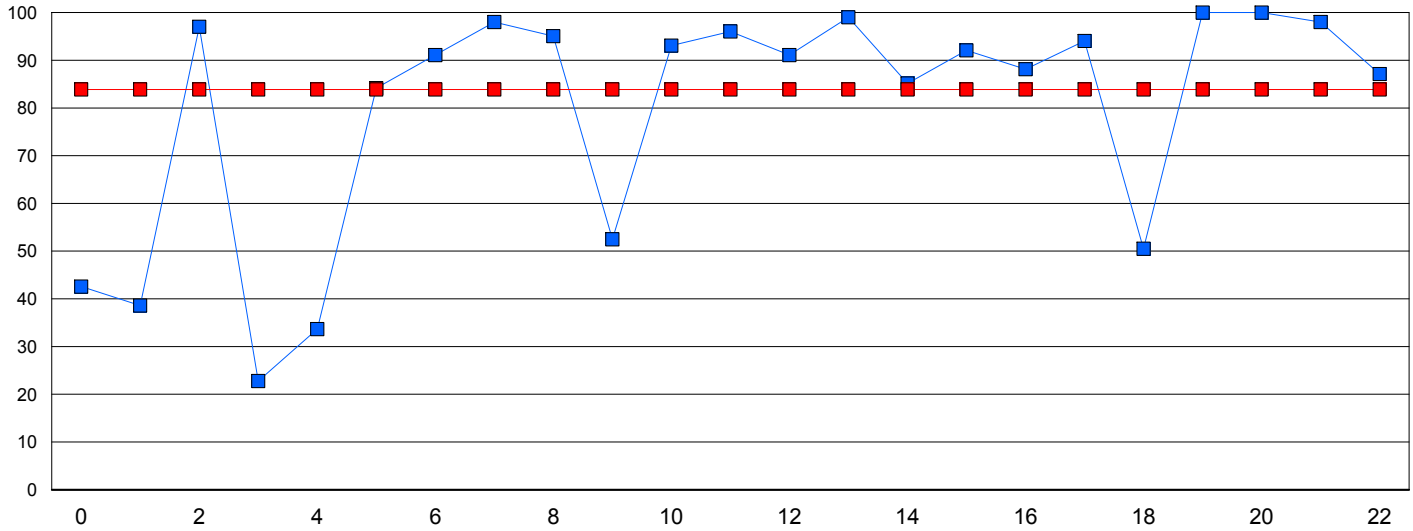
**Student #**

**Student Name**

*Student data withheld for reasons of confidentiality.*

Number of Students : 23

**Phonemic Awareness**



This graph shows performance of each student vs. the province. The provincial average on Phonemic Awareness is 83.9.

Phonemic Awareness *Student*
 Phonemic Awareness *Province*

Student #

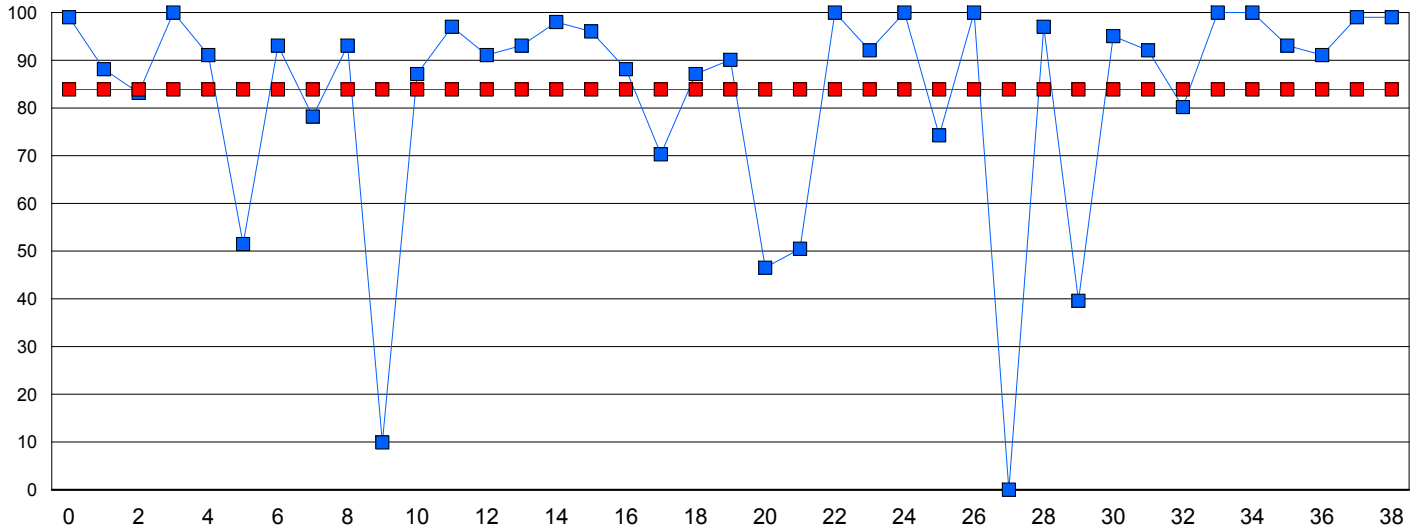
Student Name

*Student data withheld for reasons of confidentiality.*



Number of Students : 39

**Phonemic Awareness**



This graph shows performance of each student vs. the province. The provincial average on Phonemic Awareness is 83.9.

Phonemic Awareness *Student*
 Phonemic Awareness *Province*

Student #

Student Name

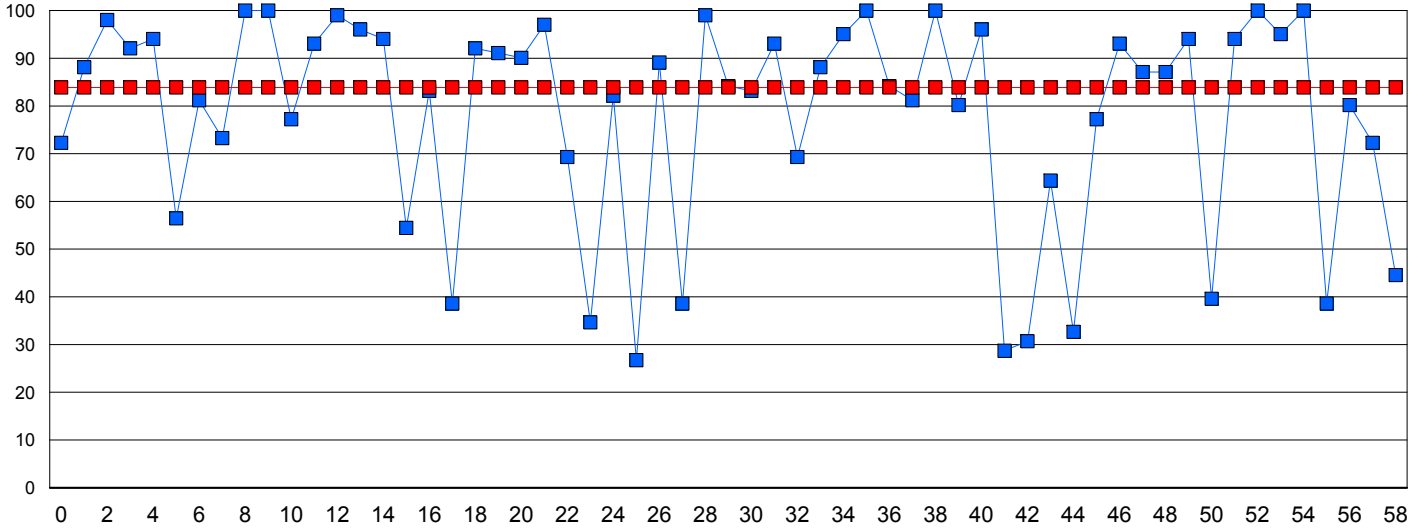
*Student data withheld for reasons of confidentiality.*





Number of Students : 59

**Phonemic Awareness**



This graph shows performance of each student vs. the province. The provincial average on Phonemic Awareness is 83.9.

Phonemic Awareness *Student*
 Phonemic Awareness *Province*

Student #

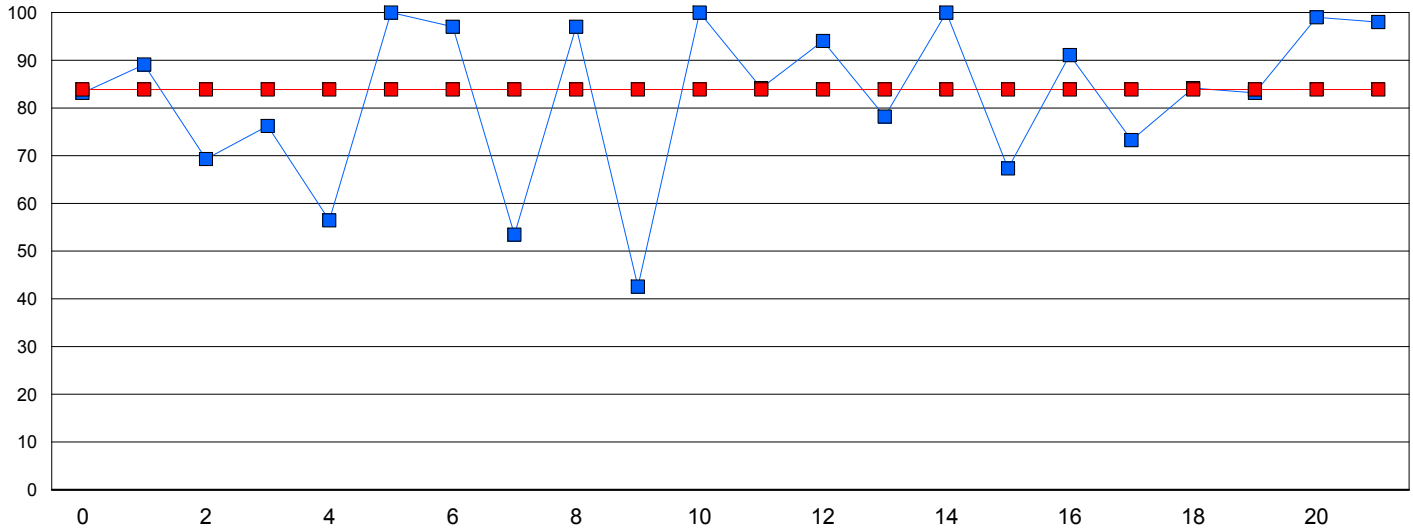
Student Name

*Student data withheld for reasons of confidentiality.*



Number of Students : 22

**Phonemic Awareness**



This graph shows performance of each student vs. the province. The provincial average on Phonemic Awareness is 83.9.

Phonemic Awareness **Student**
 Phonemic Awareness **Province**

Student #

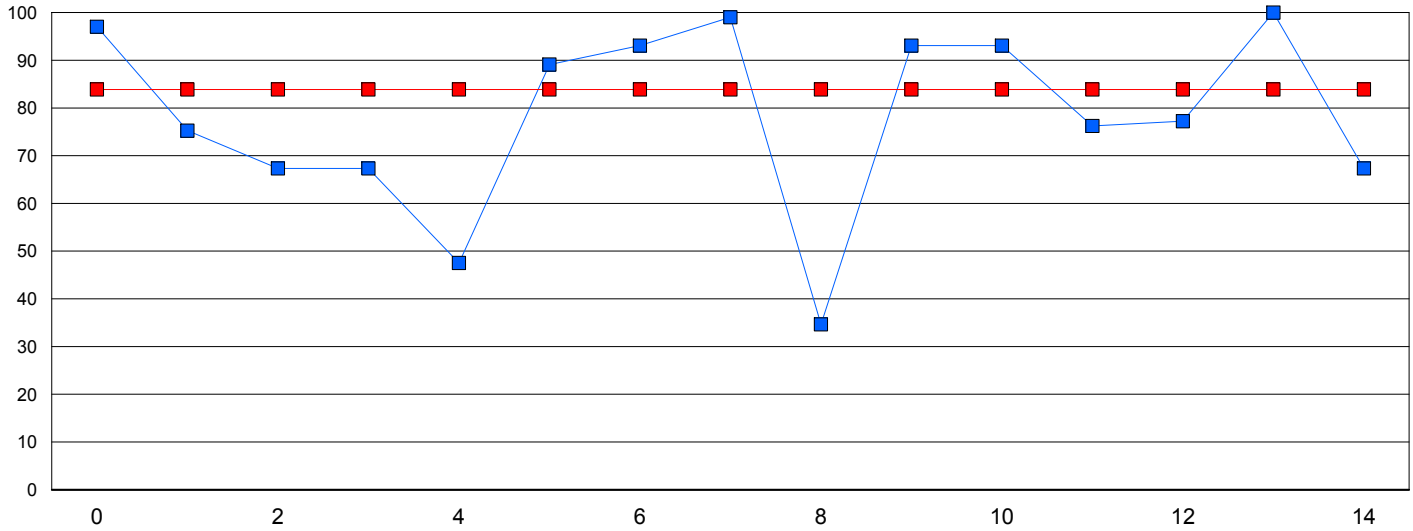
Student Name

*Student data withheld for reasons of confidentiality.*



Number of Students : 15

**Phonemic Awareness**



This graph shows performance of each student vs. the province. The provincial average on Phonemic Awareness is 83.9.

Phonemic Awareness **Student**
 Phonemic Awareness **Province**

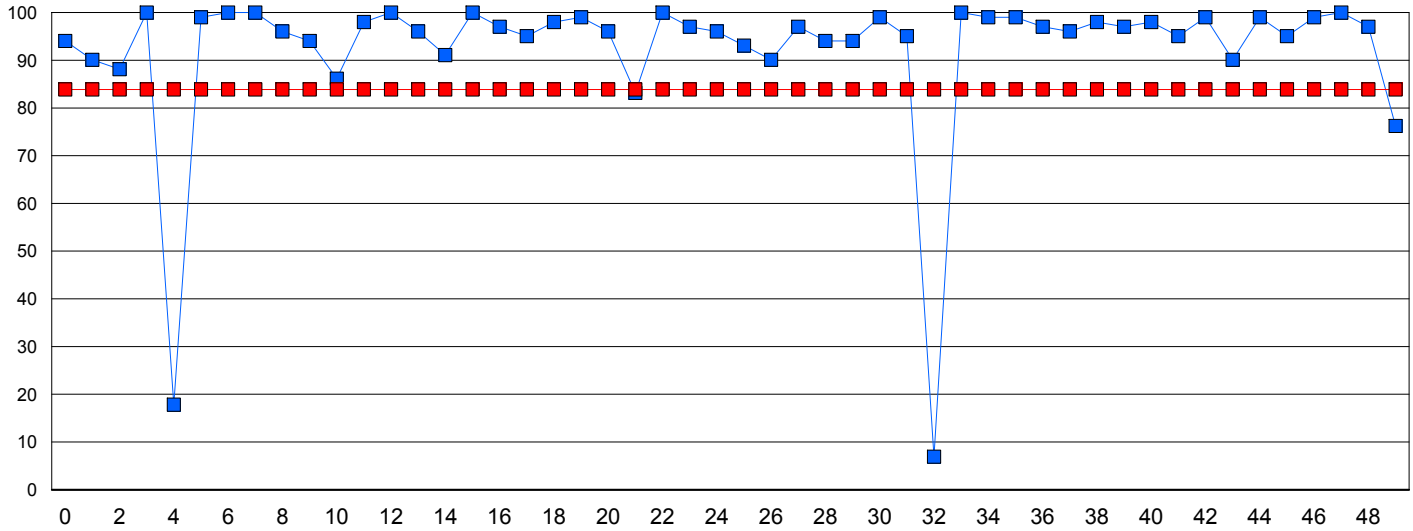
Student #

Student Name

*Student data withheld for reasons of confidentiality.*

Number of Students : 50

**Phonemic Awareness**



This graph shows performance of each student vs. the province. The provincial average on Phonemic Awareness is 83.9.

Phonemic Awareness **Student**
 Phonemic Awareness **Province**

Student #

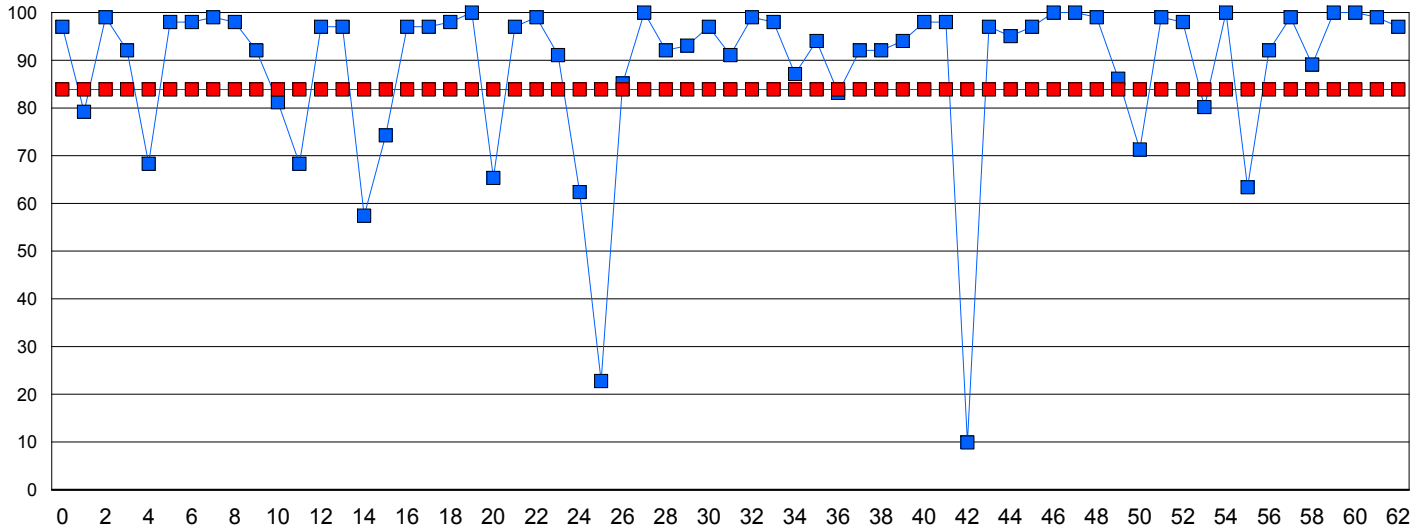
Student Name

*Student data withheld for reasons of confidentiality.*



Number of Students : 64

**Phonemic Awareness**



This graph shows performance of each student vs. the province. The provincial average on Phonemic Awareness is 83.9.

Phonemic Awareness *Student*
 Phonemic Awareness *Province*

Student #

Student Name

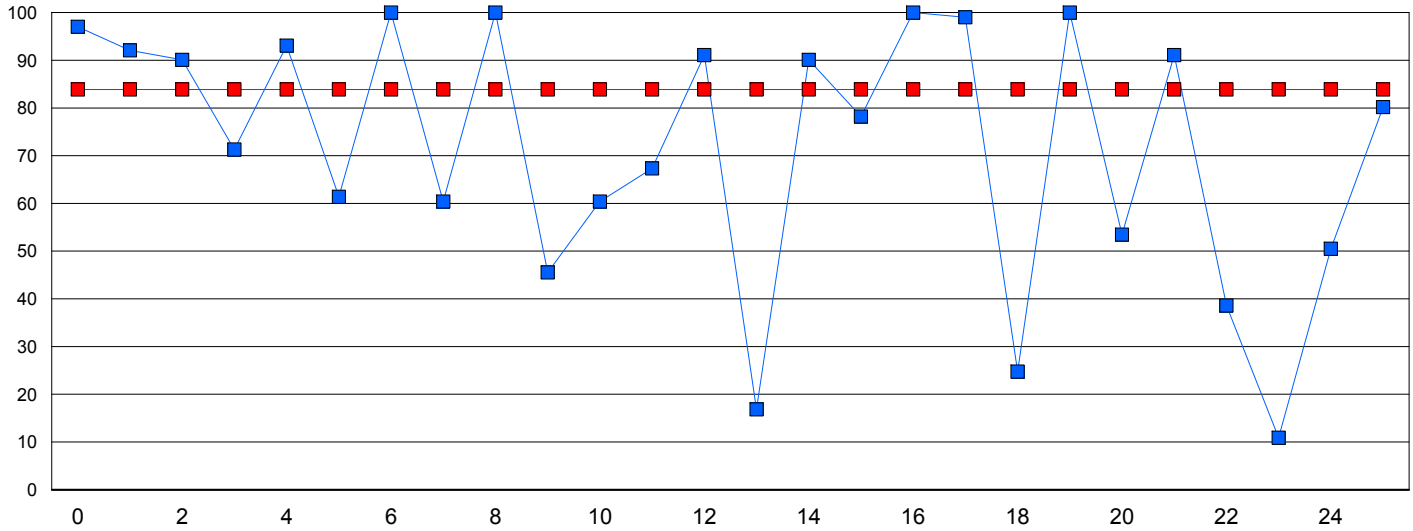
*Student data withheld for reasons of confidentiality.*





Number of Students : 26

**Phonemic Awareness**



This graph shows performance of each student vs. the province. The provincial average on Phonemic Awareness is 83.9.

Phonemic Awareness **Student**
 Phonemic Awareness **Province**

Student #

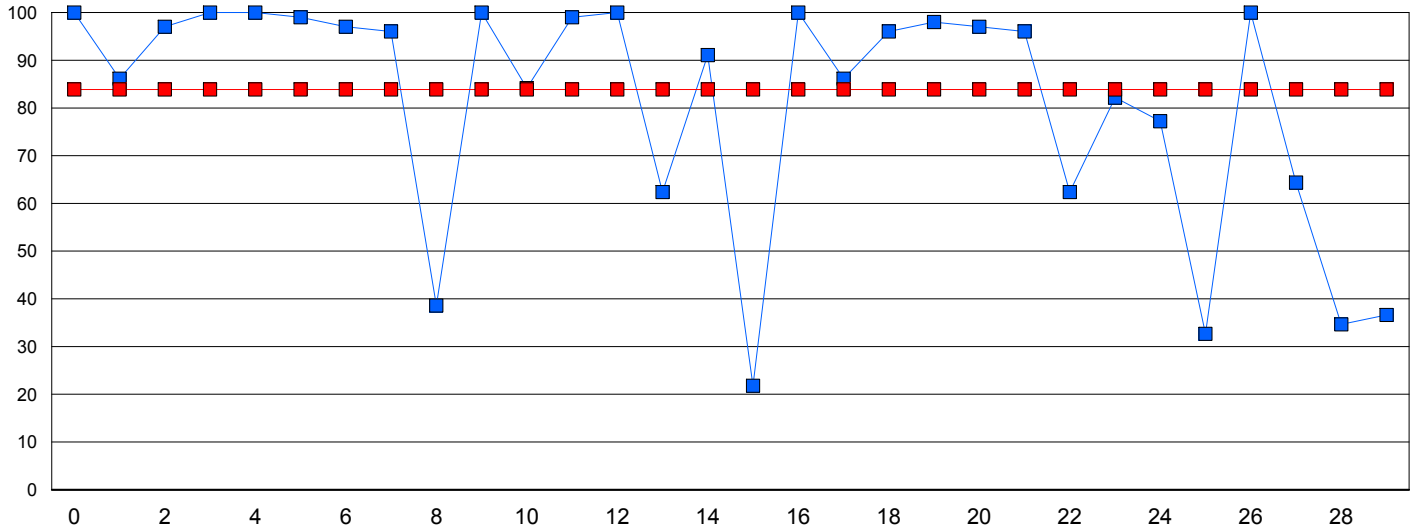
Student Name

*Student data withheld for reasons of confidentiality.*



Number of Students : 31

**Phonemic Awareness**



This graph shows performance of each student vs. the province. The provincial average on Phonemic Awareness is 83.9.

Phonemic Awareness *Student*
 Phonemic Awareness *Province*

Student #

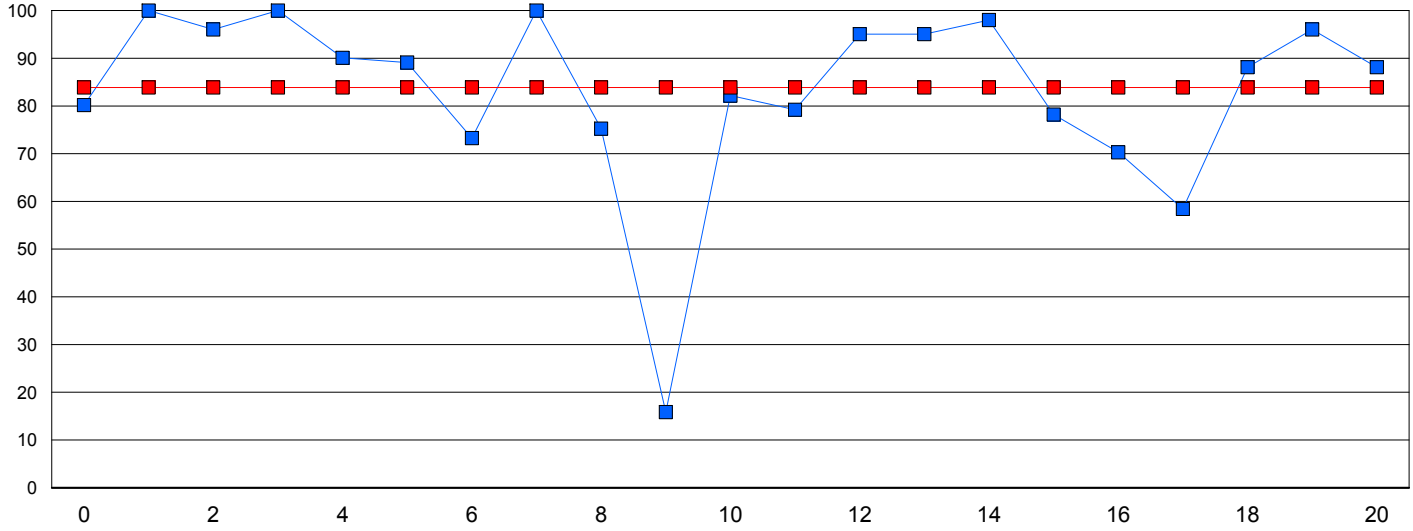
Student Name

*Student data withheld for reasons of confidentiality.*



Number of Students : 21

**Phonemic Awareness**



This graph shows performance of each student vs. the province. The provincial average on Phonemic Awareness is 83.9.

Phonemic Awareness *Student*
 Phonemic Awareness *Province*

Student #

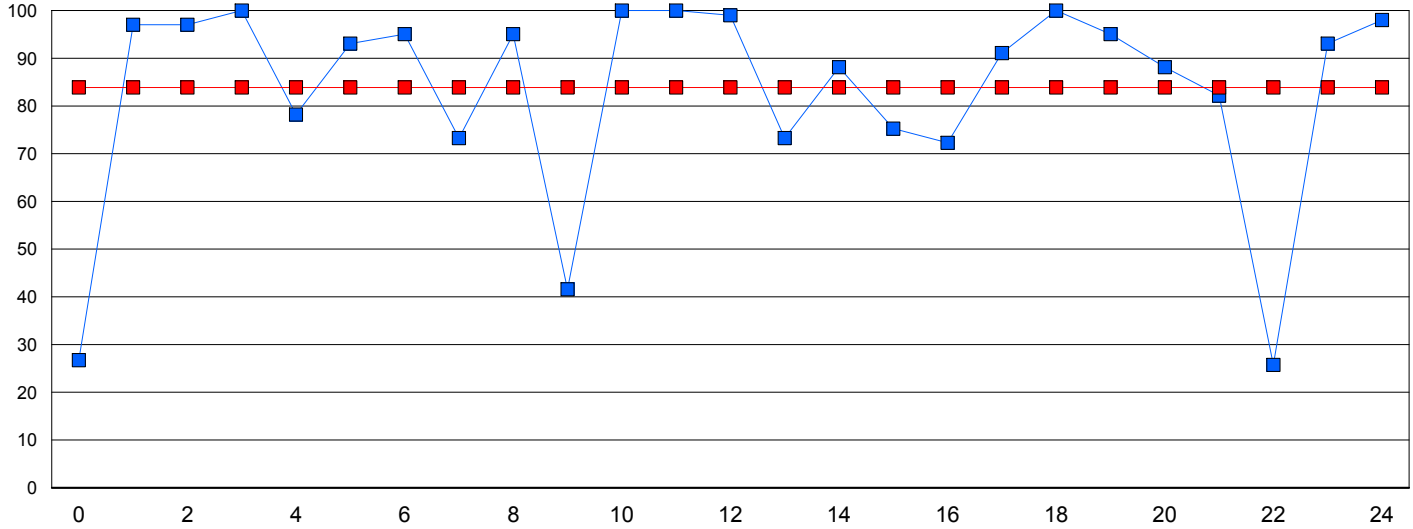
Student Name

*Student data withheld for reasons of confidentiality.*



Number of Students : 26

**Phonemic Awareness**



This graph shows performance of each student vs. the province. The provincial average on Phonemic Awareness is 83.9.

Phonemic Awareness **Student**
 Phonemic Awareness **Province**

Student #

Student Name

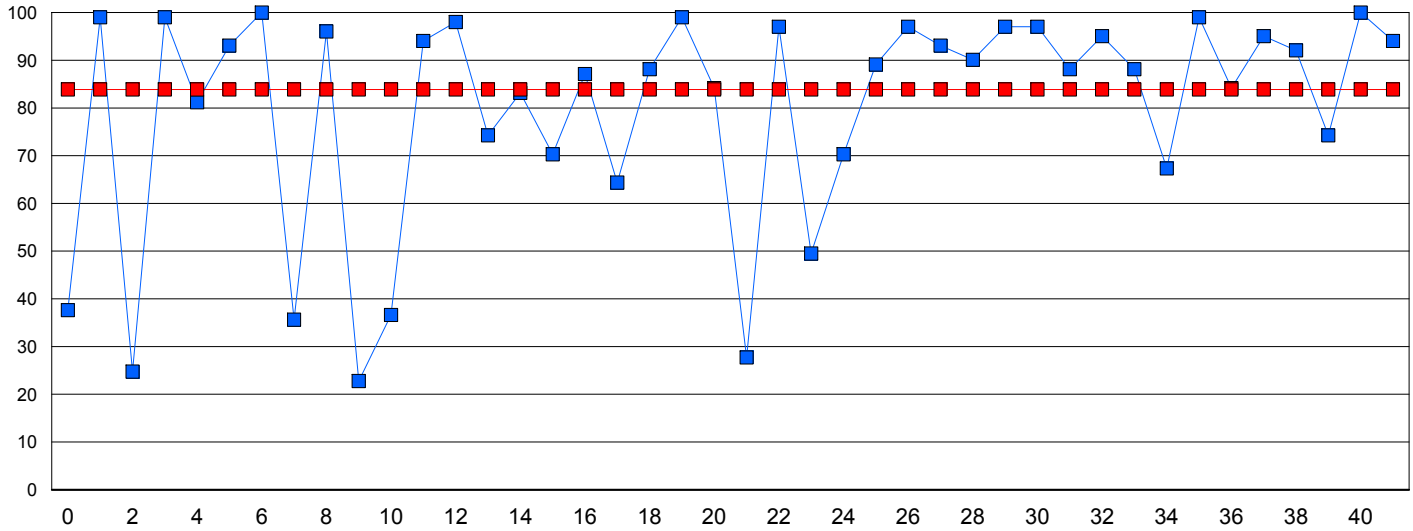
*Student data withheld for reasons of confidentiality.*





Number of Students : 42

**Phonemic Awareness**



This graph shows performance of each student vs. the province. The provincial average on Phonemic Awareness is 83.9.

Phonemic Awareness **Student**
 Phonemic Awareness **Province**

Student #

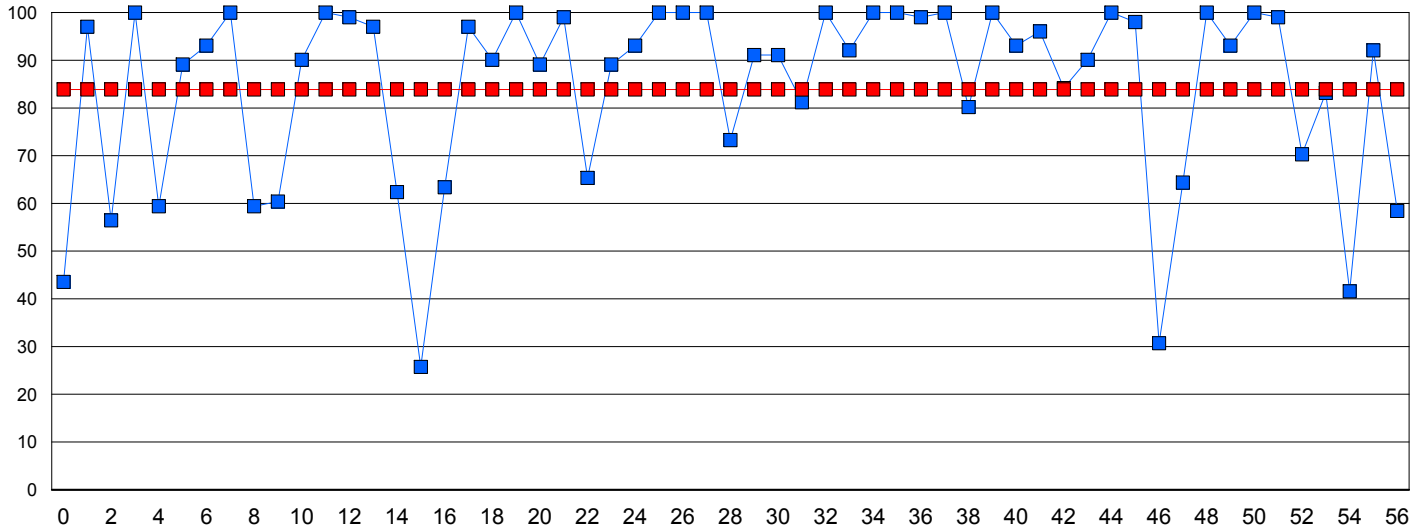
Student Name

*Student data withheld for reasons of confidentiality.*



Number of Students : 58

**Phonemic Awareness**



This graph shows performance of each student vs. the province. The provincial average on Phonemic Awareness is 83.9.

Phonemic Awareness *Student*
 Phonemic Awareness *Province*

Student #

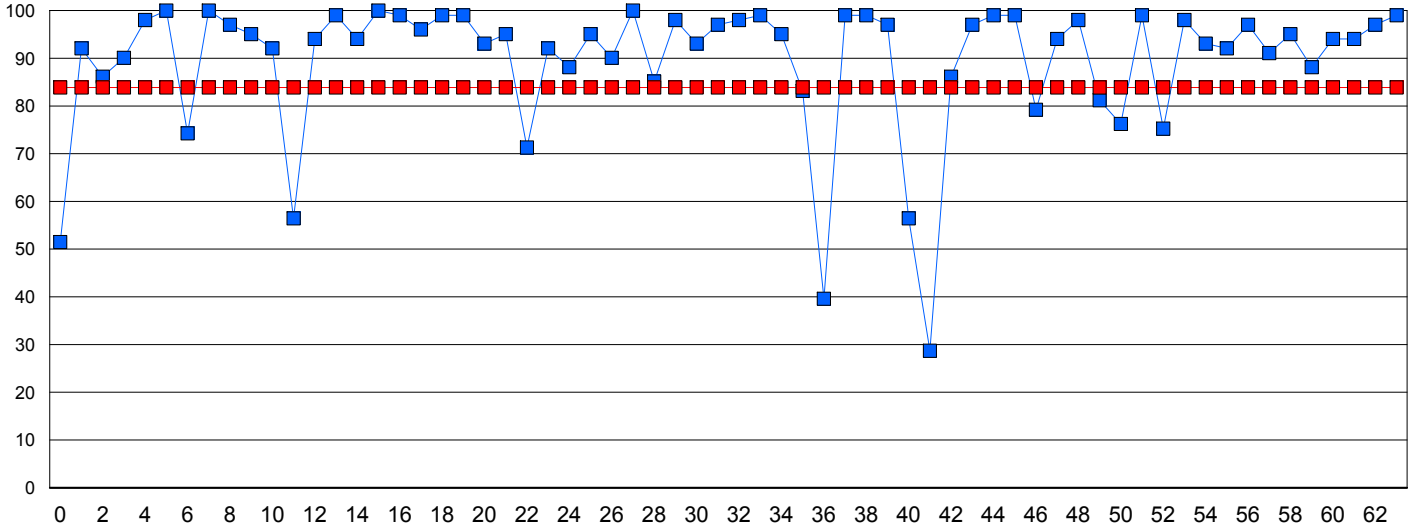
Student Name

*Student data withheld for reasons of confidentiality.*



Number of Students : 65

**Phonemic Awareness**



This graph shows performance of each student vs. the province. The provincial average on Phonemic Awareness is 83.9.

Phonemic Awareness **Student**
 Phonemic Awareness **Province**

Student #

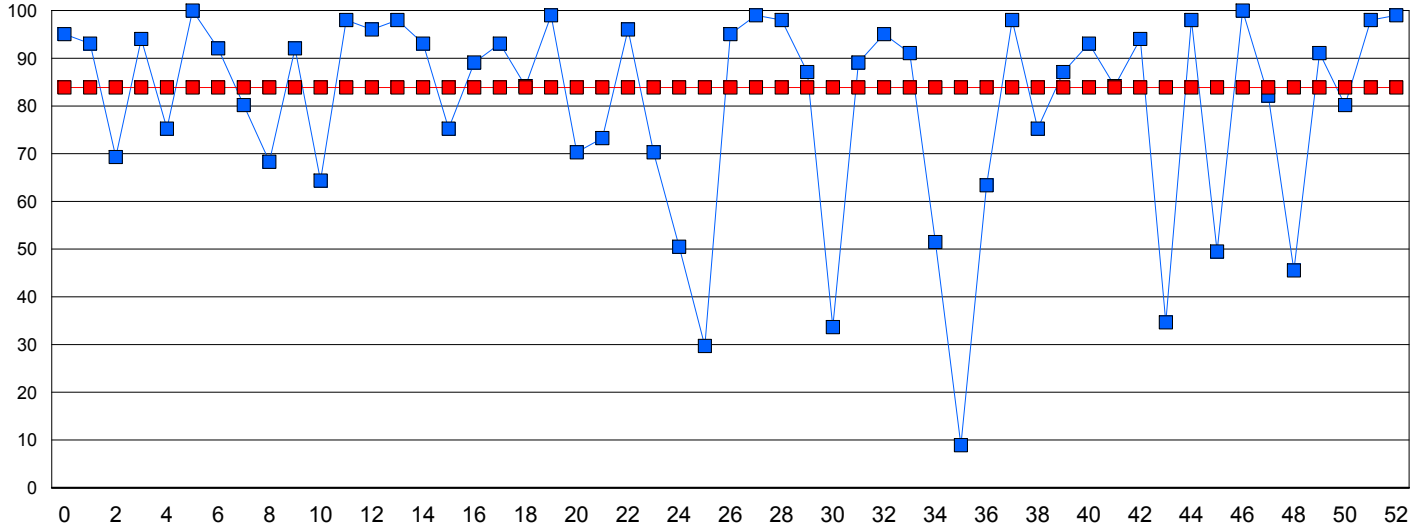
Student Name

*Student data withheld for reasons of confidentiality.*



Number of Students : 53

**Phonemic Awareness**



This graph shows performance of each student vs. the province. The provincial average on Phonemic Awareness is 83.9.

Phonemic Awareness *Student*
 Phonemic Awareness *Province*

Student #

Student Name

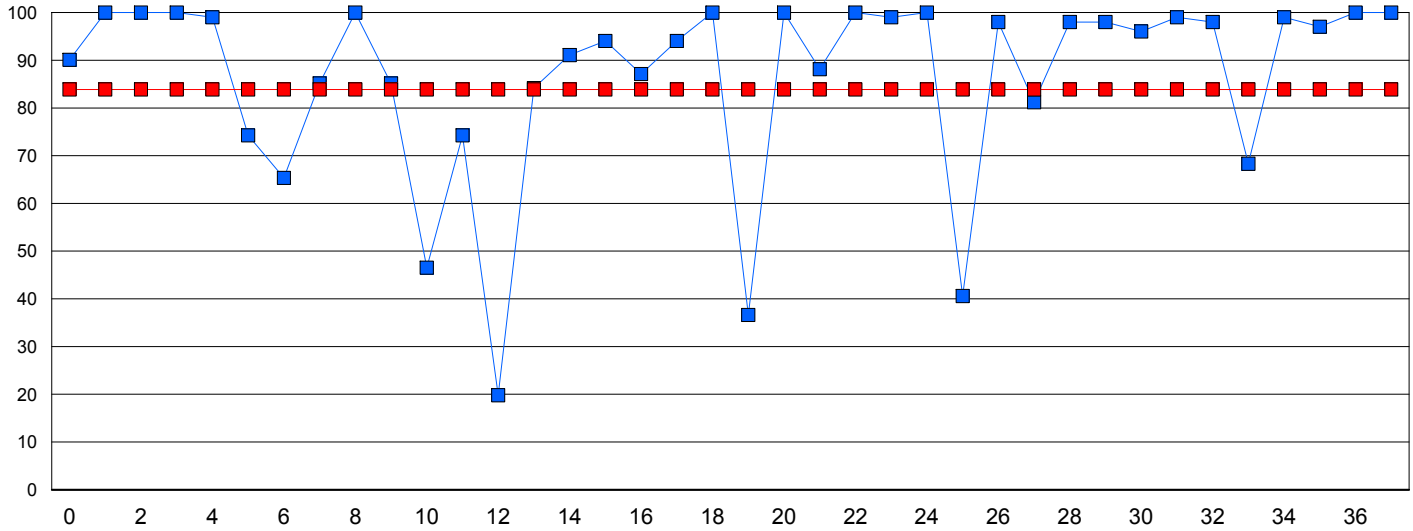
*Student data withheld for reasons of confidentiality.*





Number of Students : 38

**Phonemic Awareness**



This graph shows performance of each student vs. the province. The provincial average on Phonemic Awareness is 83.9.

Phonemic Awareness **Student**
 Phonemic Awareness **Province**

Student #

Student Name

*Student data withheld for reasons of confidentiality.*




Number of Students : 3

**Phonemic Awareness**

School data with 5 or fewer students withheld for reasons of confidentiality.

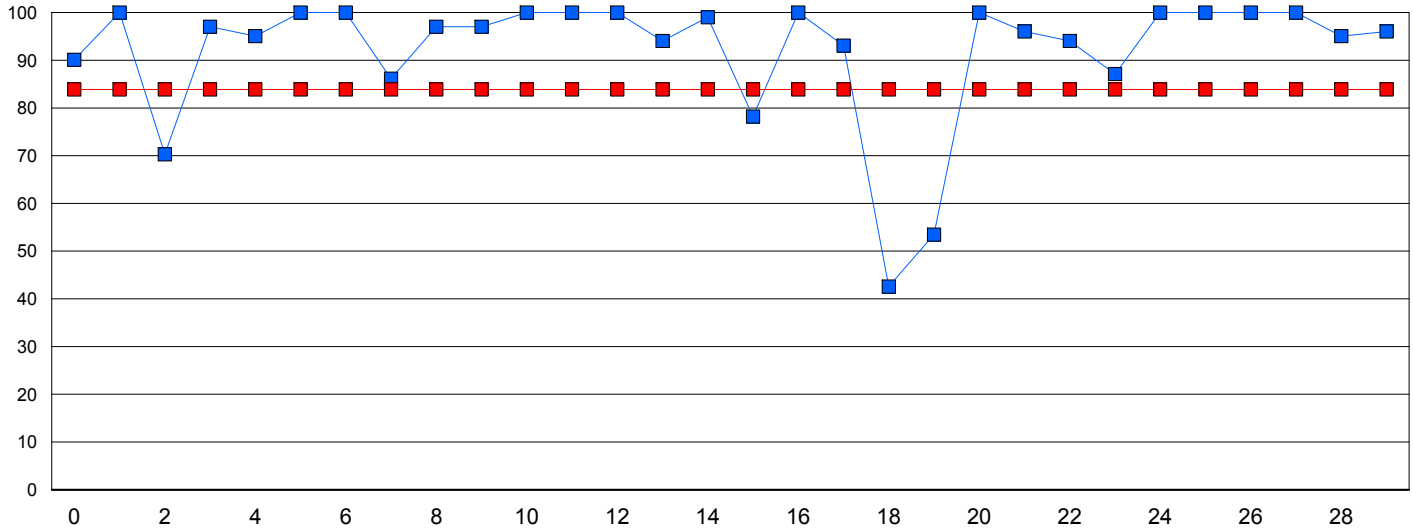
This graph shows performance of each student vs. the province. The provincial average on Phonemic Awareness is 83.9.



*Student data withheld for reasons of confidentiality.*

Number of Students : 30

**Phonemic Awareness**



This graph shows performance of each student vs. the province. The provincial average on Phonemic Awareness is 83.9.

■ Phonemic Awareness *Student*
■ Phonemic Awareness *Province*

Student #

Student Name

*Student data withheld for reasons of confidentiality.*



Number of Students : 4

**Phonemic Awareness**

School data with 5 or fewer students withheld for reasons of confidentiality.

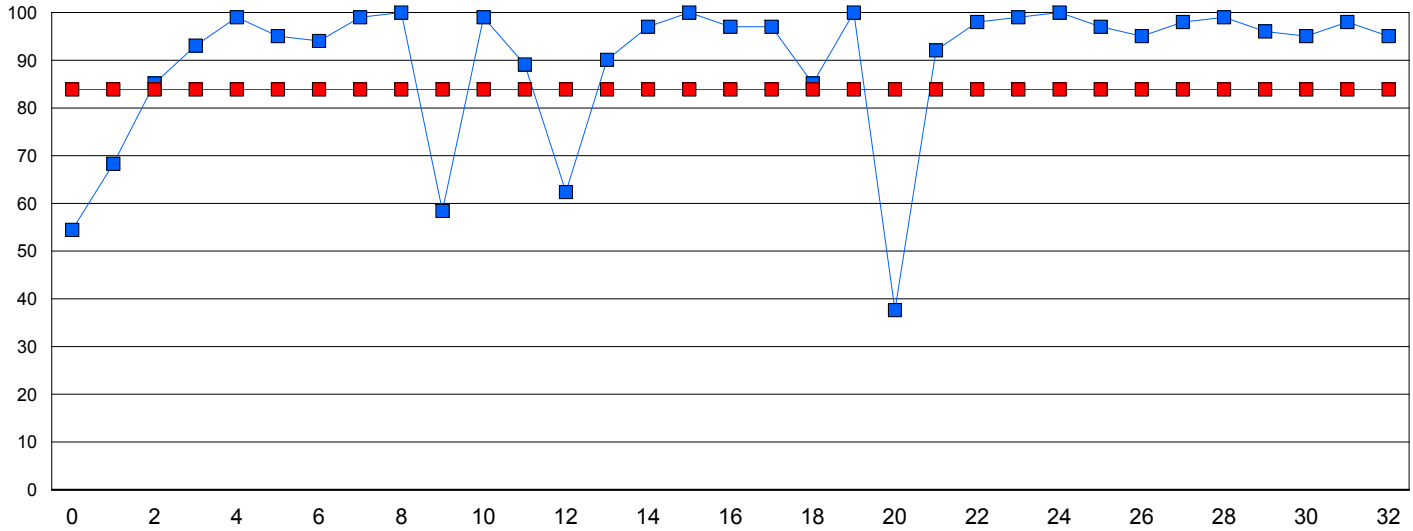
This graph shows performance of each student vs. the province. The provincial average on Phonemic Awareness is 83.9.



*Student data withheld for reasons of confidentiality.*

Number of Students : 34

**Phonemic Awareness**



This graph shows performance of each student vs. the province. The provincial average on Phonemic Awareness is 83.9.

■ Phonemic Awareness **Student**
■ Phonemic Awareness **Province**

Student #

Student Name

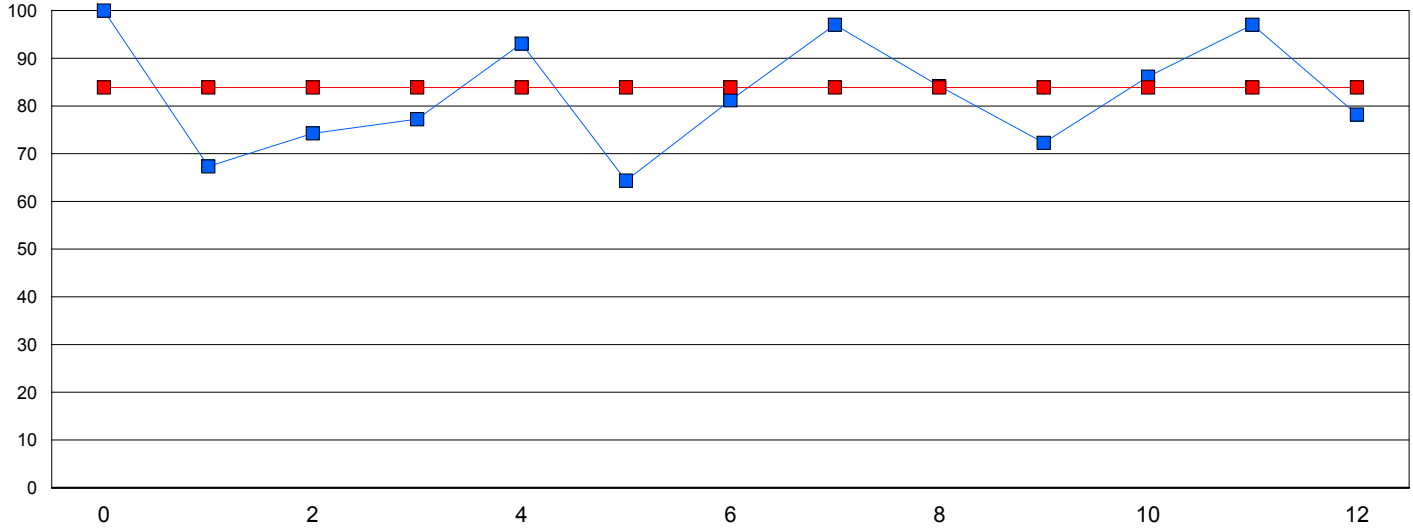
*Student data withheld for reasons of confidentiality.*





Number of Students : 13

**Phonemic Awareness**



This graph shows performance of each student vs. the province. The provincial average on Phonemic Awareness is 83.9.

Phonemic Awareness *Student*
 Phonemic Awareness *Province*

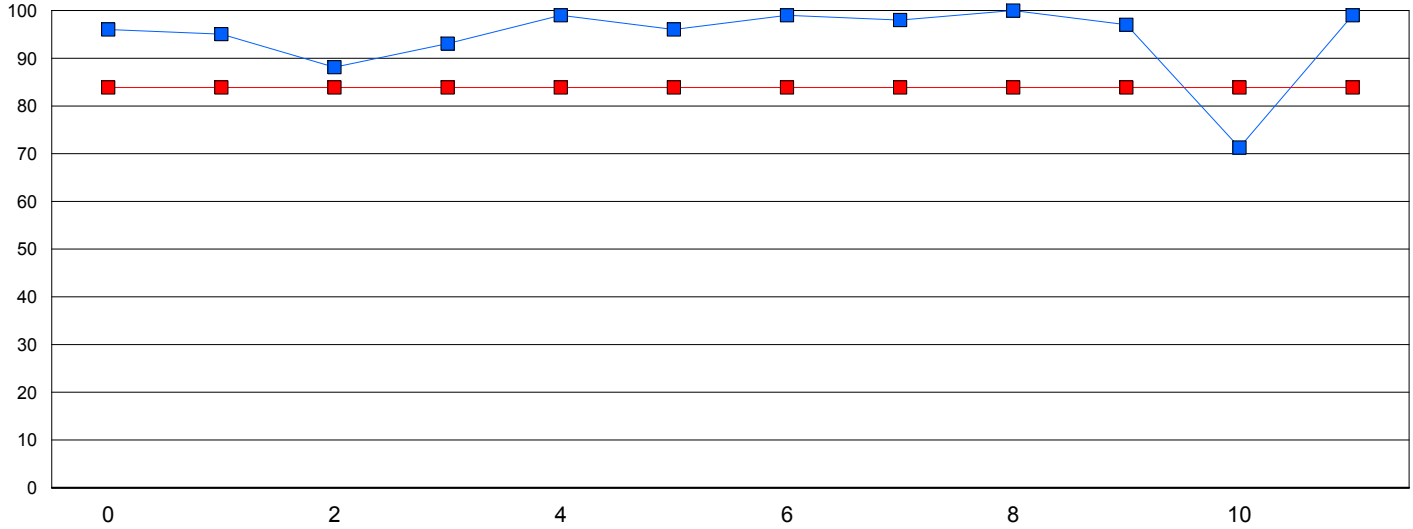
**Student #**

**Student Name**

*Student data withheld for reasons of confidentiality.*

Number of Students : 12

**Phonemic Awareness**



This graph shows performance of each student vs. the province. The provincial average on Phonemic Awareness is 83.9.

Phonemic Awareness *Student*
 Phonemic Awareness *Province*

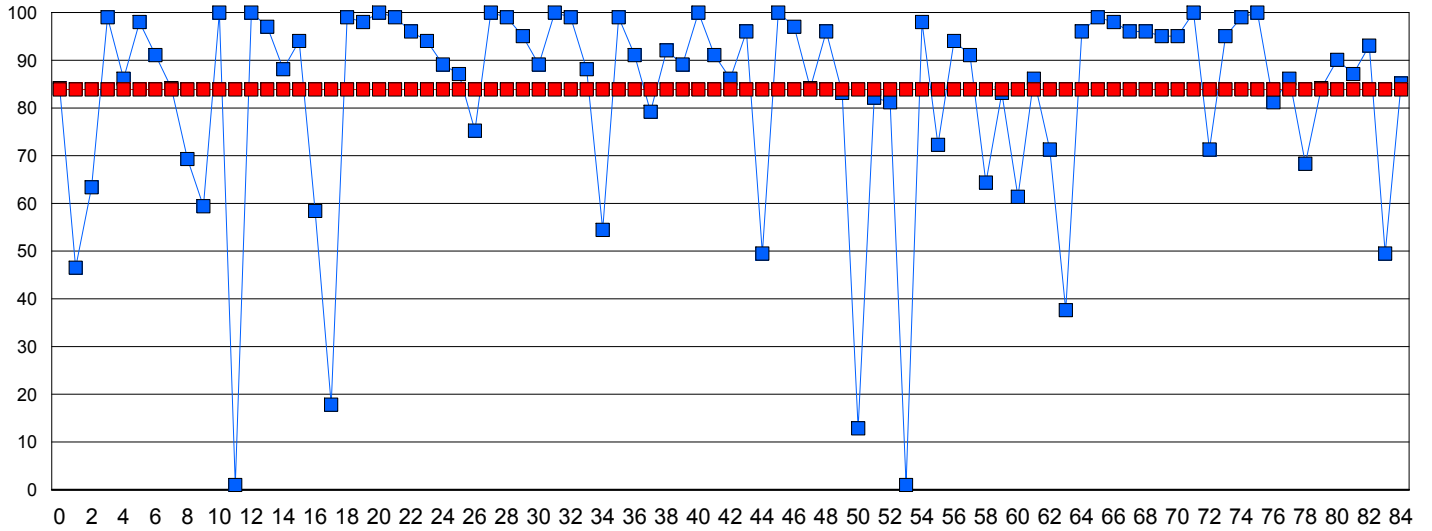
Student #

Student Name

*Student data withheld for reasons of confidentiality.*

Number of Students : 85

**Phonemic Awareness**



This graph shows performance of each student vs. the province. The provincial average on Phonemic Awareness is 83.9.

Phonemic Awareness *Student*
 Phonemic Awareness *Province*

Student #

Student Name

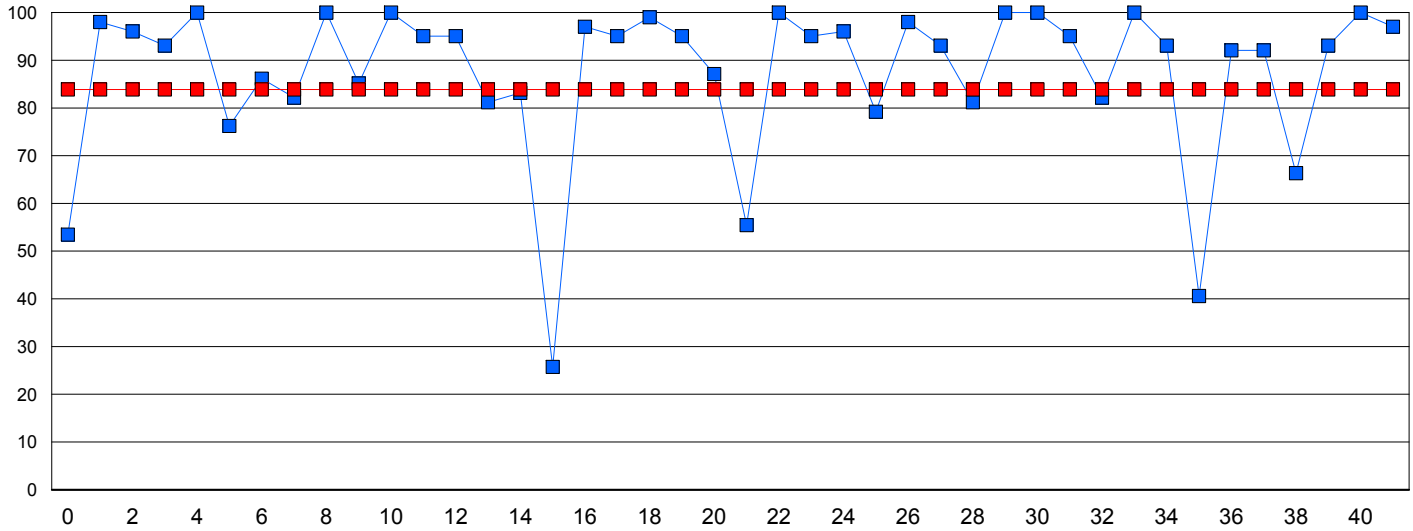
*Student data withheld for reasons of confidentiality.*





Number of Students : 43

**Phonemic Awareness**



This graph shows performance of each student vs. the province. The provincial average on Phonemic Awareness is 83.9.

Phonemic Awareness **Student**
 Phonemic Awareness **Province**

Student #

Student Name

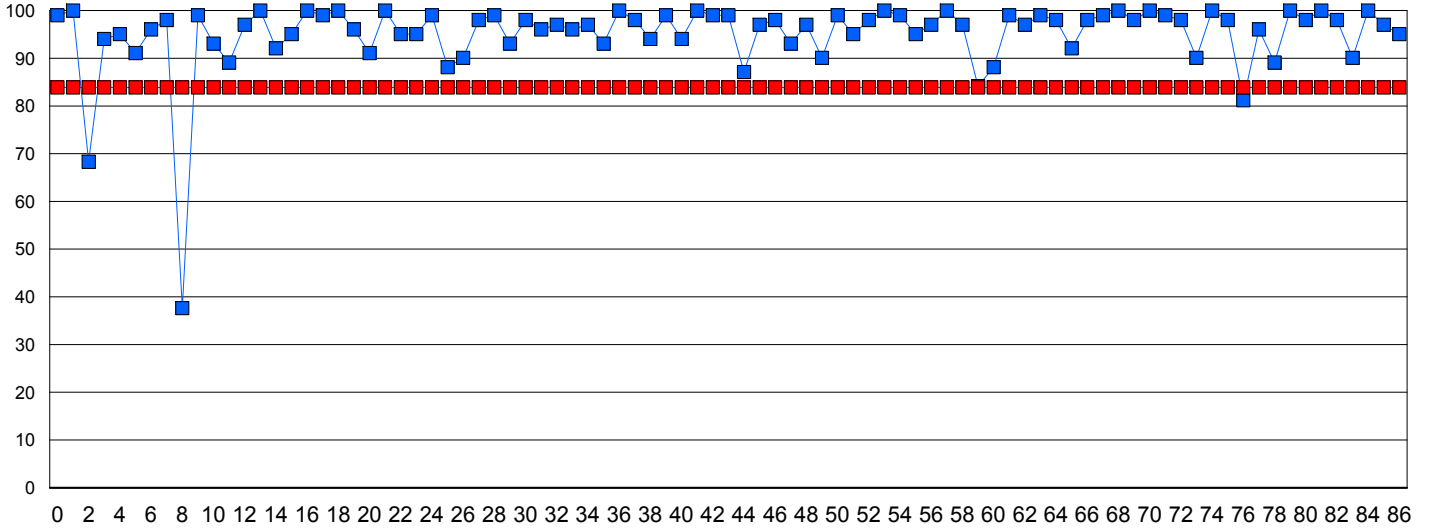
*Student data withheld for reasons of confidentiality.*





Number of Students : 87

**Phonemic Awareness**



This graph shows performance of each student vs. the province. The provincial average on Phonemic Awareness is 83.9.

Phonemic Awareness **Student**
 Phonemic Awareness **Province**

Student #

Student Name

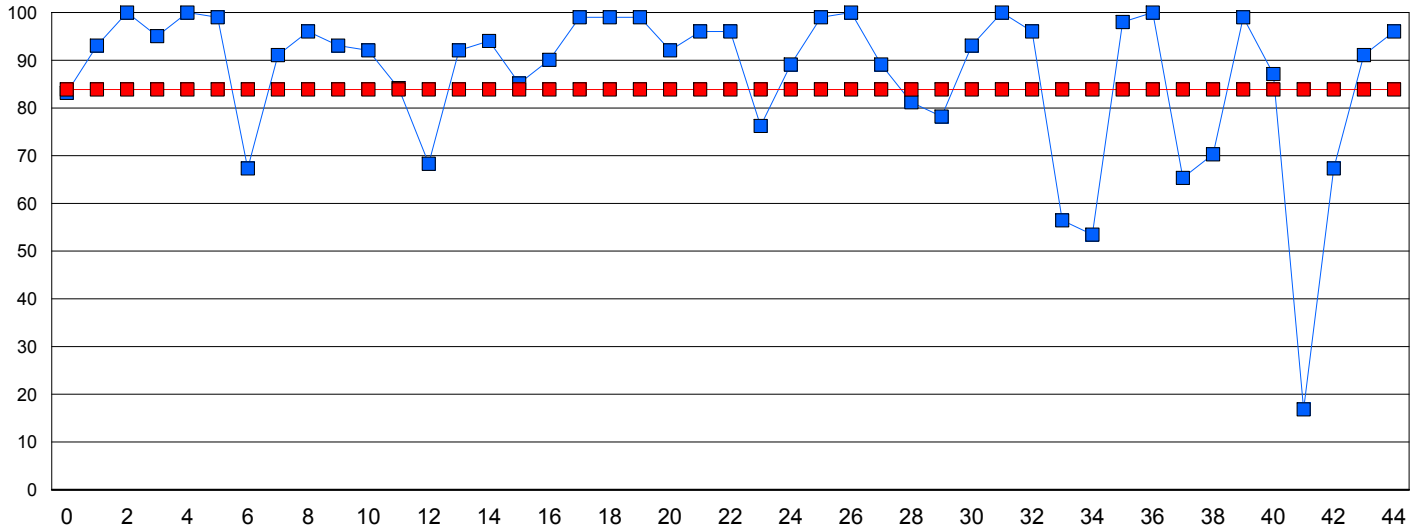
*Student data withheld for reasons of confidentiality.*





Number of Students : 45

**Phonemic Awareness**



This graph shows performance of each student vs. the province. The provincial average on Phonemic Awareness is 83.9.

Phonemic Awareness *Student*
 Phonemic Awareness *Province*

Student #

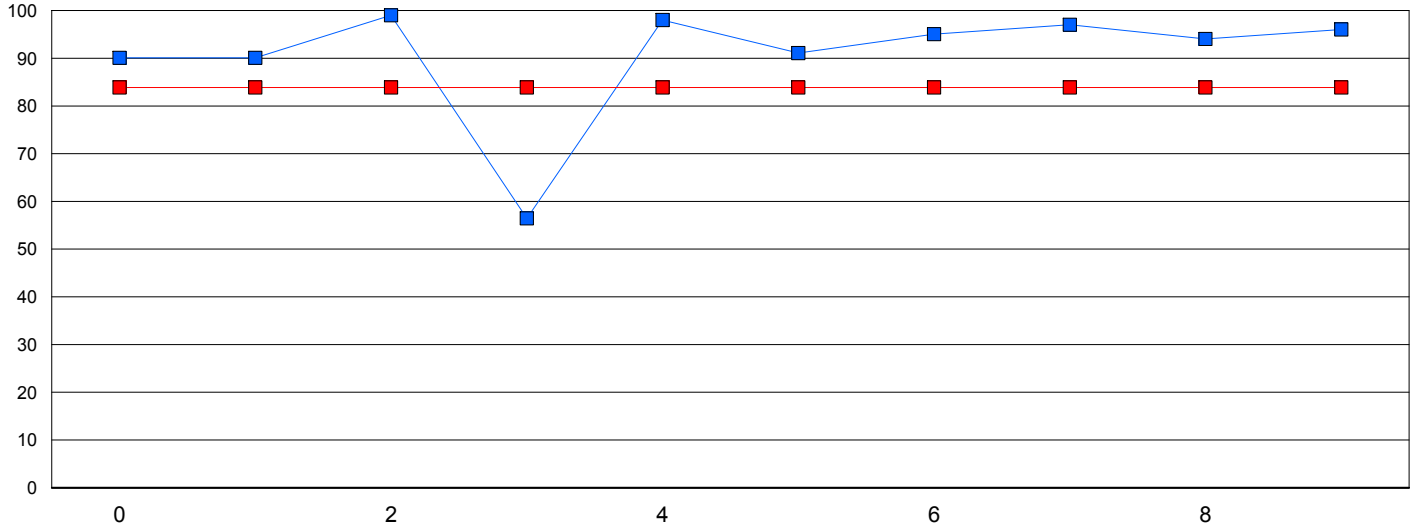
Student Name

*Student data withheld for reasons of confidentiality.*



Number of Students : 10

**Phonemic Awareness**



This graph shows performance of each student vs. the province. The provincial average on Phonemic Awareness is 83.9.

Phonemic Awareness ***Student***
 Phonemic Awareness ***Province***

**Student #**

**Student Name**

*Student data withheld for reasons of confidentiality.*