

District 3 - Nova Central

School #: 125 Copper Ridge Academy

**Demand Writing**

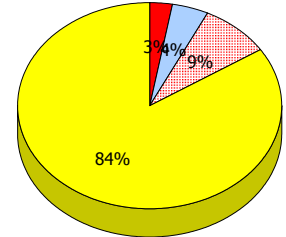
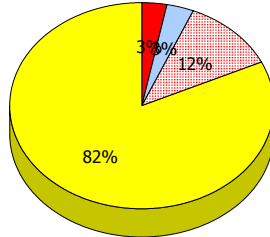
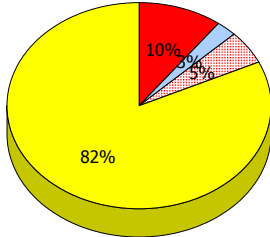
**School**

**District**

**Province**

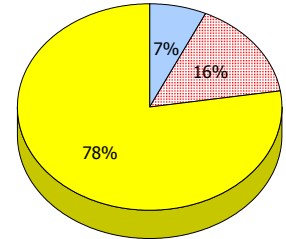
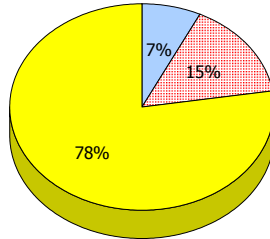
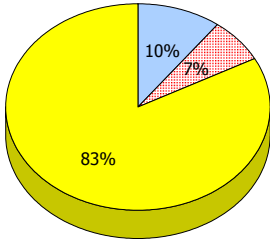
**2012**

Apr 30,  
2012 (39)



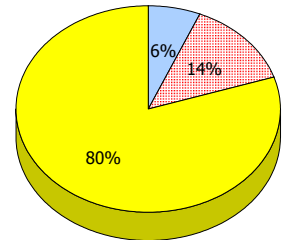
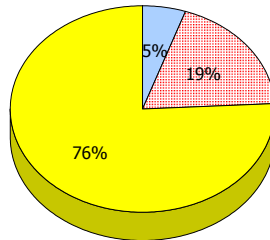
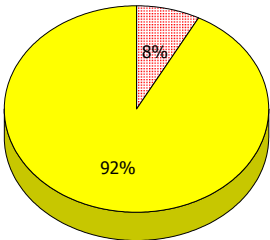
**2011**

AGR (29)



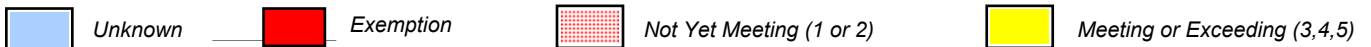
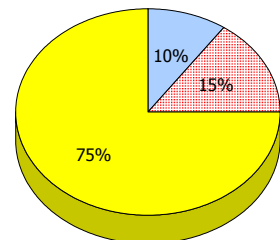
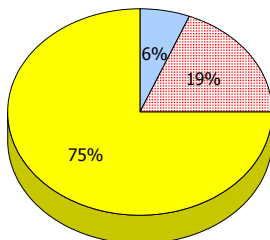
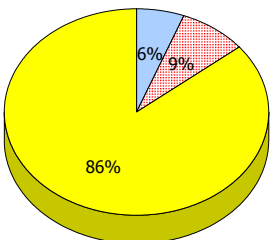
**2010**

AGR (39)



**2009**

AGR (35)



\* In some cases, CRT numbers may exceed AGR numbers based on late enrolments. Pie chart is based on the number of students who wrote the CRT.

\* Reading score is composite of Non Fiction and Poetry.

Mushuau Innu Natuashish School and Sheshatshiu Innu School are excluded from district and provincial results.

District 3 - Nova Central

School #: 125 Copper Ridge Academy

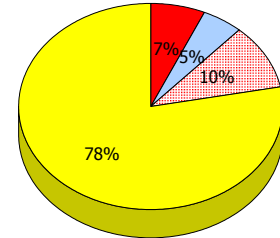
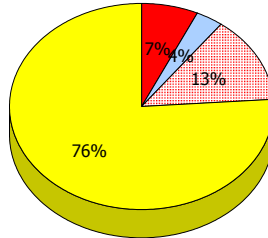
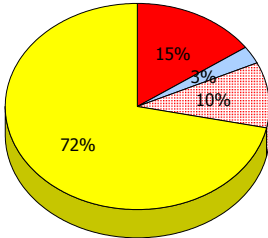
**Reading**

**School**

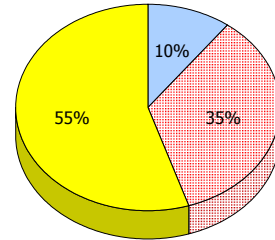
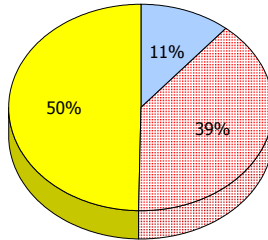
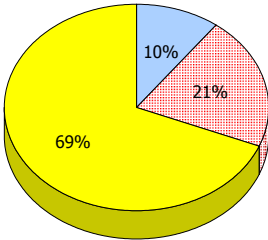
**District**

**Province**

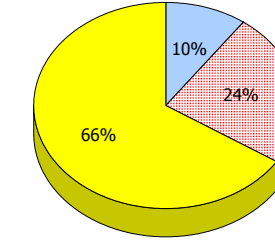
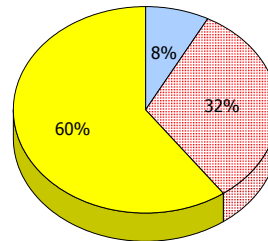
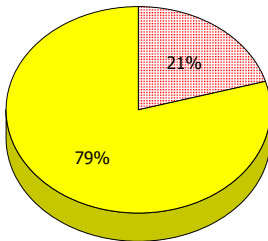
**2012**  
Apr 30,  
2012 (39)



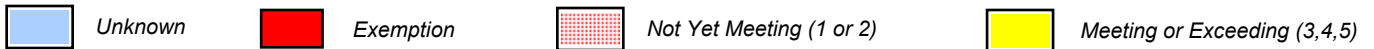
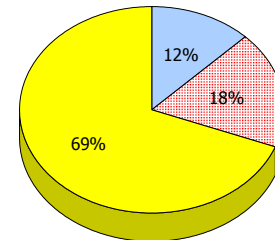
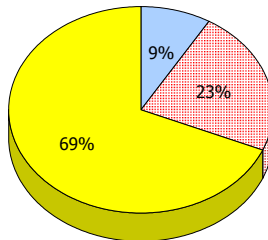
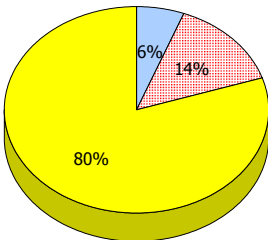
**2011**  
AGR (29)



**2010**  
AGR (39)



**2009**  
AGR (35)



\* In some cases, CRT numbers may exceed AGR numbers based on late enrolments. Pie chart is based on the number of students who wrote the CRT.

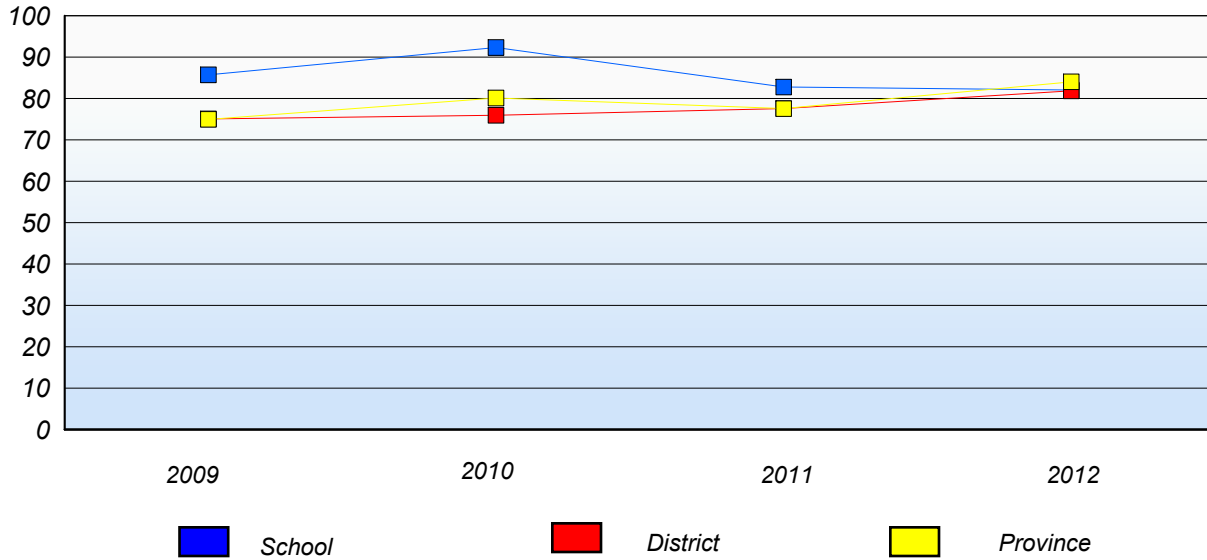
\* Reading score is composite of Non Fiction and Poetry.

Mushuau Innu Natuashish School and Sheshatshiu Innu School are excluded from district and provincial results.

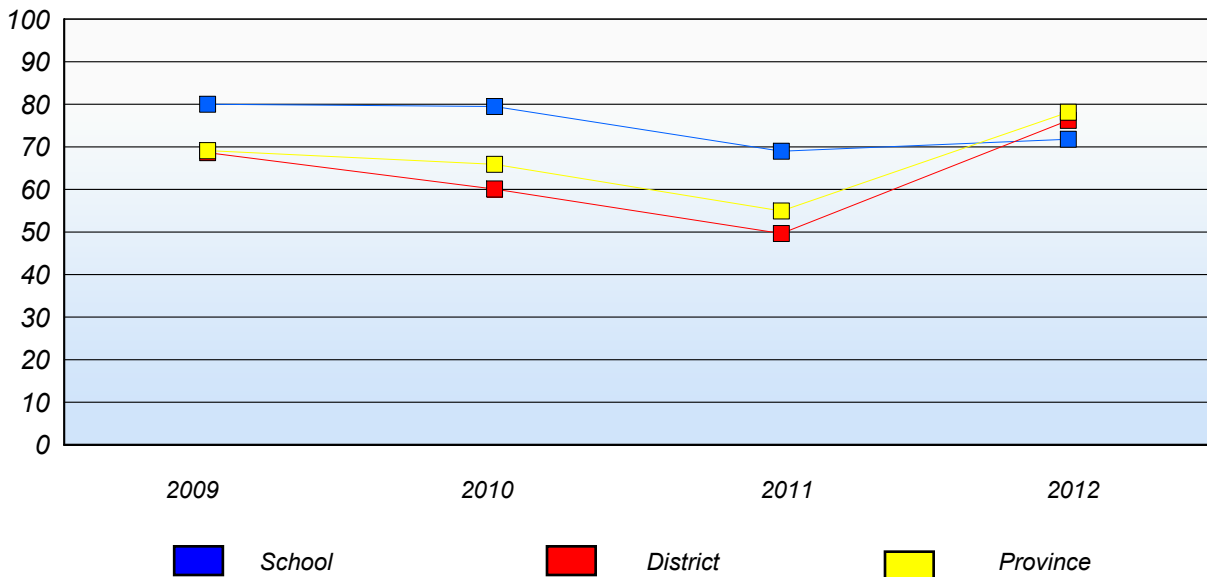
District 3 - Nova Central

School #: 125      Copper Ridge Academy

**Demand Writing**  
Percentage of students at level 3 or above (2009 - 2012)



**Reading**  
Percentage of students at level 3 or above (2009 - 2012)



\* In some cases, CRT numbers may exceed AGR numbers based on late enrolments. Pie chart is based on the number of students who wrote the CRT.

\* Reading score is composite of Non Fiction and Poetry.

Mushuau Innu Natuashish School and Sheshatshiu Innu School are excluded from district and provincial results.

District 3 - Nova Central

School #: 128 Long Island Academy

**Demand Writing**

**School**

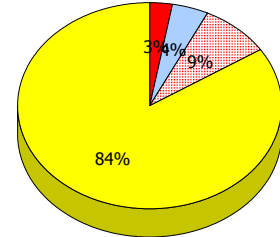
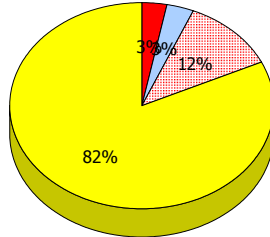
*School data with 5 or fewer students  
withheld for reasons of confidentiality.*

**District**

**Province**

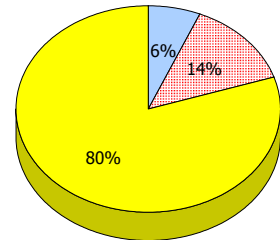
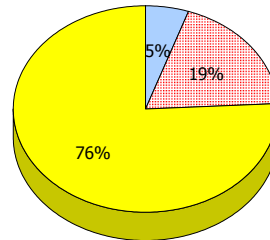
**2012**

Apr 30,  
2012 (1)



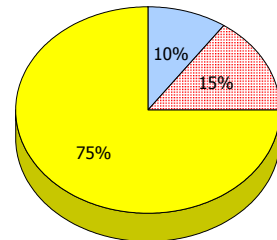
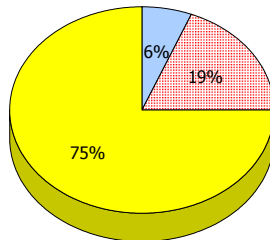
**2011**

AGR (0)



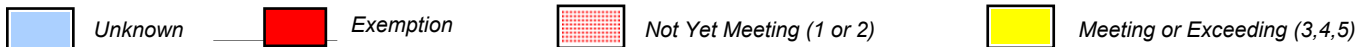
**2010**

AGR (2)



**2009**

AGR (2)



\* In some cases, CRT numbers may exceed AGR numbers based on late enrolments. Pie chart is based on the number of students who wrote the CRT.

\* Reading score is composite of Non Fiction and Poetry.

Mushuau Innu Natuashish School and Sheshatshiu Innu School are excluded from district and provincial results.

District 3 - Nova Central

School #: 128 Long Island Academy

**School**

*School data with 5 or fewer students  
withheld for reasons of confidentiality.*

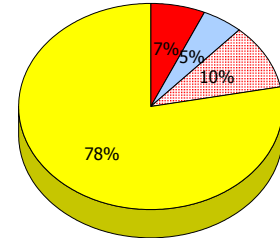
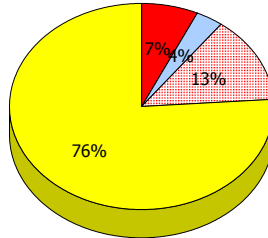
**Reading**

**District**

**Province**

**2012**

Apr 30,  
2012 (1)

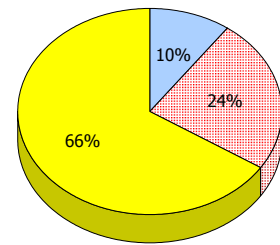
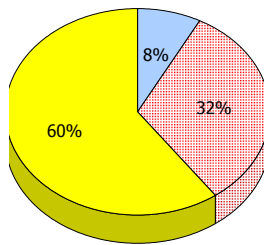


**2011**

AGR (0)

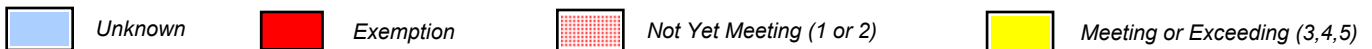
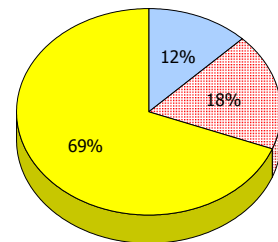
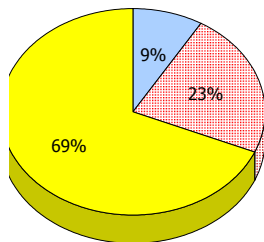
**2010**

AGR (2)



**2009**

AGR (2)



\* In some cases, CRT numbers may exceed AGR numbers based on late enrolments. Pie chart is based on the number of students who wrote the CRT.

\* Reading score is composite of Non Fiction and Poetry.

Mushuau Innu Natuashish School and Sheshatshiu Innu School are excluded from district and provincial results.

District 3 - Nova Central

School #: 128      Long Island Academy

**Demand Writing**

*Percentage of students at level 3 or above (2009 - 2012)*

*School data with 5 or fewer students withheld for reasons of confidentiality.*



**Reading**

*Percentage of students at level 3 or above (2009 - 2012)*

*School data with 5 or fewer students withheld for reasons of confidentiality.*



\* In some cases, CRT numbers may exceed AGR numbers based on late enrolments. Pie chart is based on the number of students who wrote the CRT.

\* Reading score is composite of Non Fiction and Poetry.

Mushuau Innu Natuashish School and Sheshatshiu Innu School are excluded from district and provincial results.

District 3 - Nova Central

School #: 132 Botwood Collegiate

**Demand Writing**

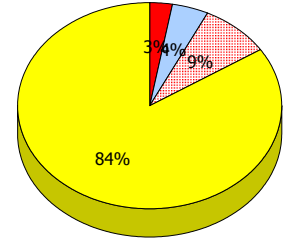
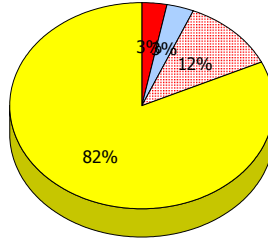
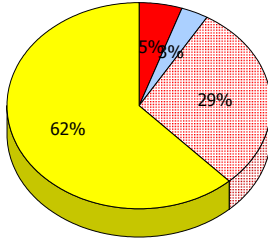
**School**

**District**

**Province**

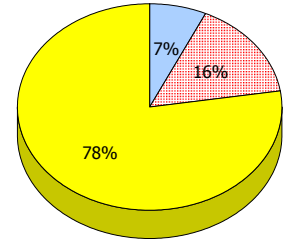
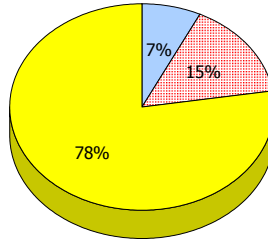
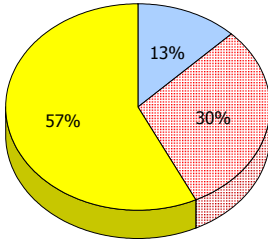
**2012**

Apr 30,  
2012 (58)



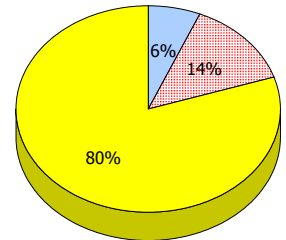
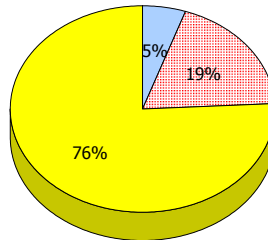
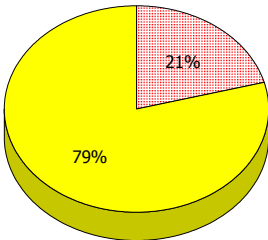
**2011**

AGR (56)



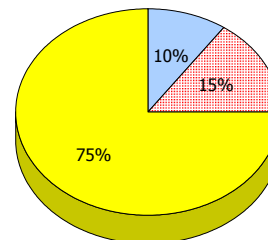
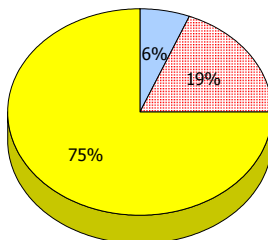
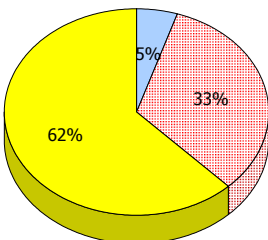
**2010**

AGR (53)



**2009**

AGR (61)



Unknown
  Exemption
  Not Yet Meeting (1 or 2)
  Meeting or Exceeding (3,4,5)

\* In some cases, CRT numbers may exceed AGR numbers based on late enrolments. Pie chart is based on the number of students who wrote the CRT.

\* Reading score is composite of Non Fiction and Poetry.

Mushuau Innu Natuashish School and Sheshatshiu Innu School are excluded from district and provincial results.

District 3 - Nova Central

School #: 132 Botwood Collegiate

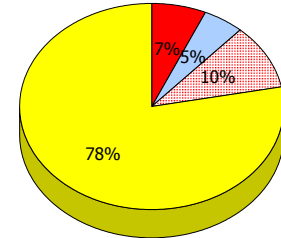
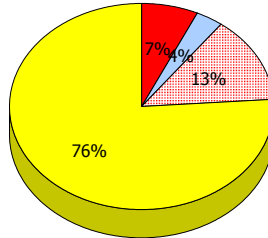
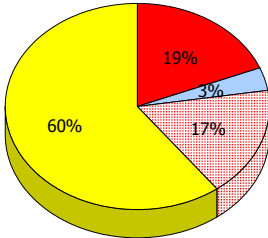
**Reading**

**School**

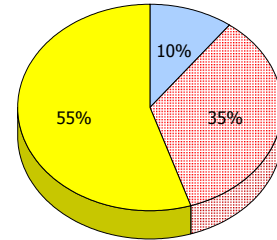
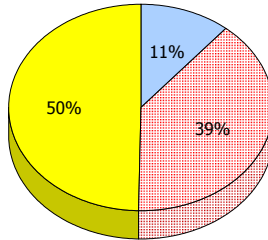
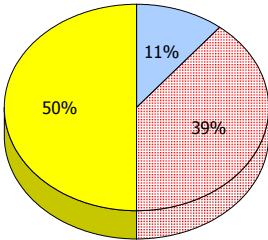
**District**

**Province**

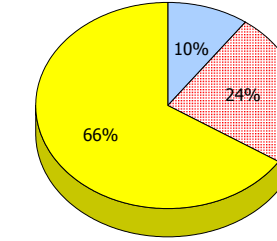
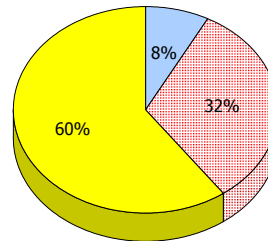
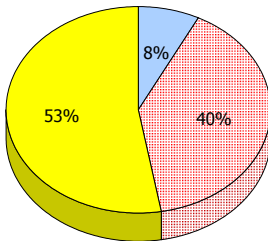
**2012**  
Apr 30,  
2012 (58)



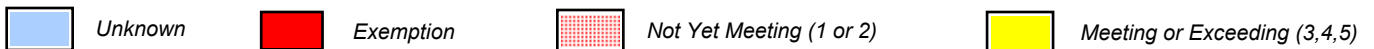
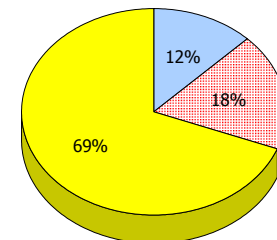
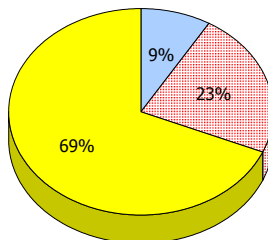
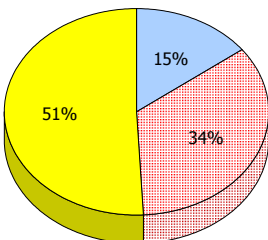
**2011**  
AGR (56)



**2010**  
AGR (53)



**2009**  
AGR (61)



\* In some cases, CRT numbers may exceed AGR numbers based on late enrolments. Pie chart is based on the number of students who wrote the CRT.

\* Reading score is composite of Non Fiction and Poetry.

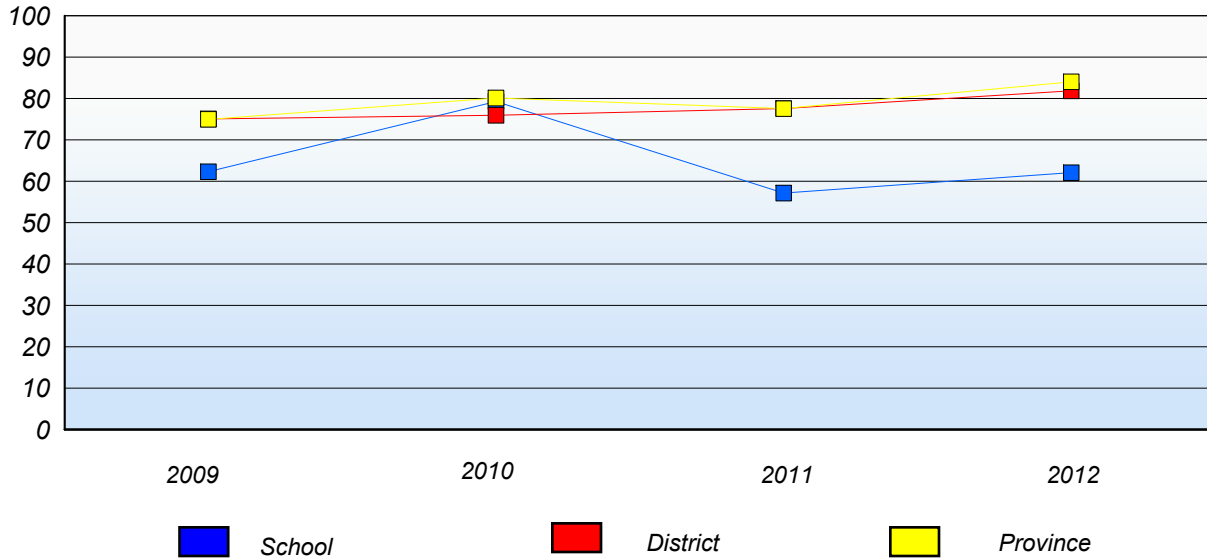
Mushuau Innu Natuashish School and Sheshatshiu Innu School are excluded from district and provincial results.



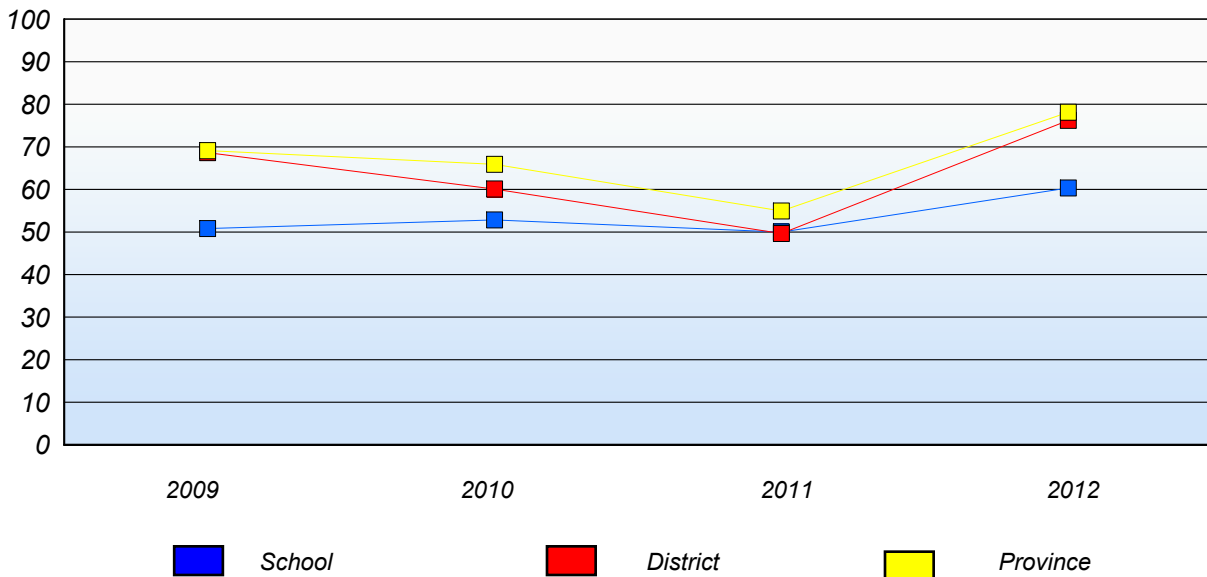
District 3 - Nova Central

School #: 132      Botwood Collegiate

**Demand Writing**  
Percentage of students at level 3 or above (2009 - 2012)



**Reading**  
Percentage of students at level 3 or above (2009 - 2012)



\* In some cases, CRT numbers may exceed AGR numbers based on late enrolments. Pie chart is based on the number of students who wrote the CRT.

\* Reading score is composite of Non Fiction and Poetry.

Mushuau Innu Natuashish School and Sheshatshiu Innu School are excluded from district and provincial results.

District 3 - Nova Central

School #: 138 Victoria Academy

**Demand Writing**

**School**

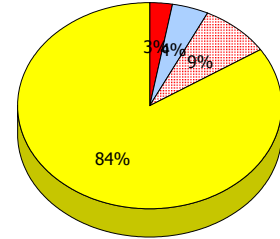
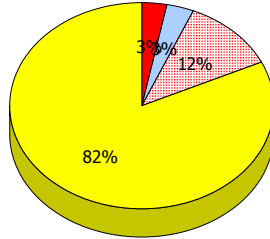
*School data with 5 or fewer students  
withheld for reasons of confidentiality.*

**District**

**Province**

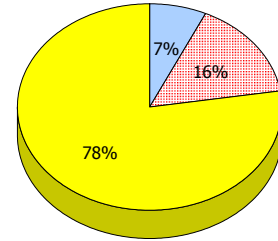
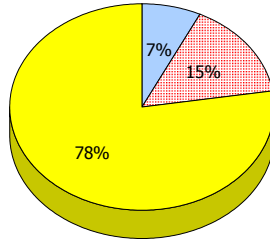
**2012**

Apr 30,  
2012 (4)



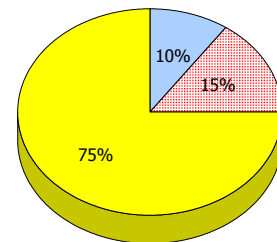
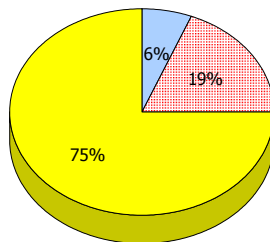
**2011**

AGR (2)



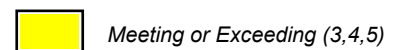
**2010**

AGR (0)



**2009**

AGR (1)



Unknown Exemption Not Yet Meeting (1 or 2) Meeting or Exceeding (3,4,5)

\* In some cases, CRT numbers may exceed AGR numbers based on late enrolments. Pie chart is based on the number of students who wrote the CRT.

\* Reading score is composite of Non Fiction and Poetry.

Mushuau Innu Natuashish School and Sheshatshiu Innu School are excluded from district and provincial results.

Source: Division of Evaluation and Research, Department of Education

District 3 - Nova Central

School #: 138 Victoria Academy

**Reading**

**School**

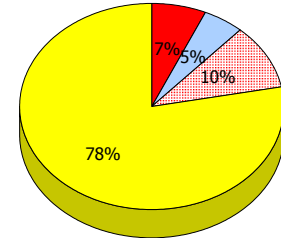
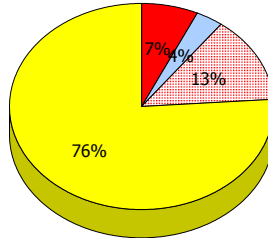
*School data with 5 or fewer students  
withheld for reasons of confidentiality.*

**District**

**Province**

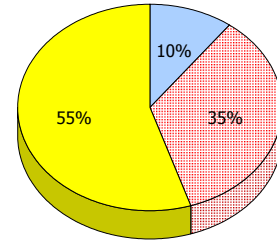
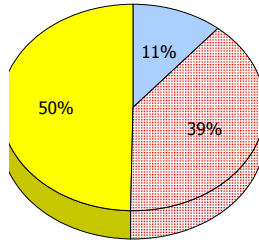
**2012**

Apr 30,  
2012 (4)



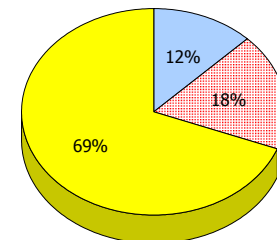
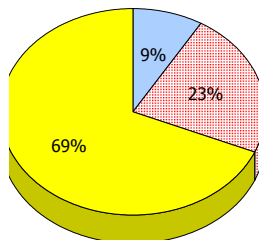
**2011**

AGR (2)



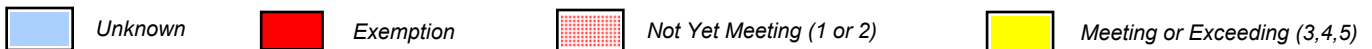
**2010**

AGR (0)



**2009**

AGR (1)



\* In some cases, CRT numbers may exceed AGR numbers based on late enrolments. Pie chart is based on the number of students who wrote the CRT.

\* Reading score is composite of Non Fiction and Poetry.

Mushuau Innu Natuashish School and Sheshatshiu Innu School are excluded from district and provincial results.

District 3 - Nova Central

School #: 138      Victoria Academy

**Demand Writing**

*Percentage of students at level 3 or above (2009 - 2012)*

*School data with 5 or fewer students withheld for reasons of confidentiality.*



**Reading**

*Percentage of students at level 3 or above (2009 - 2012)*

*School data with 5 or fewer students withheld for reasons of confidentiality.*



\* In some cases, CRT numbers may exceed AGR numbers based on late enrolments. Pie chart is based on the number of students who wrote the CRT.

\* Reading score is composite of Non Fiction and Poetry.

Mushuau Innu Natuashish School and Sheshatshiu Innu School are excluded from district and provincial results.

District 3 - Nova Central

School #: 149 King Academy

**Demand Writing**

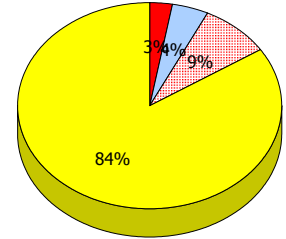
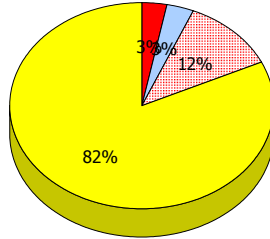
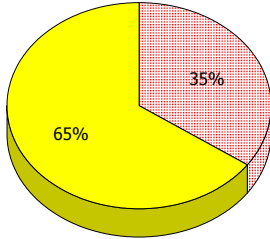
**School**

**District**

**Province**

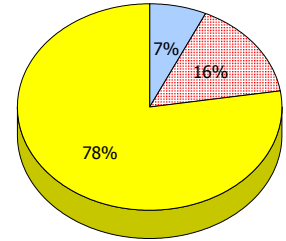
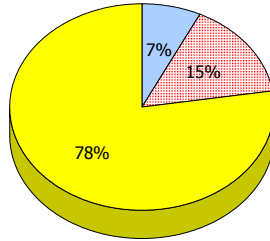
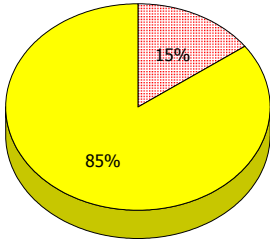
**2012**

Apr 30,  
2012 (26)



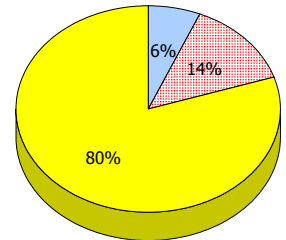
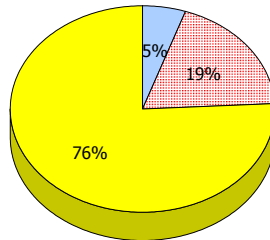
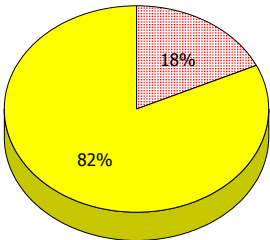
**2011**

AGR (20)



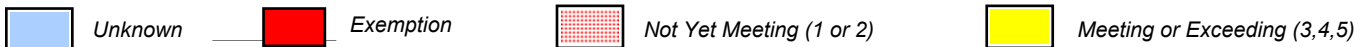
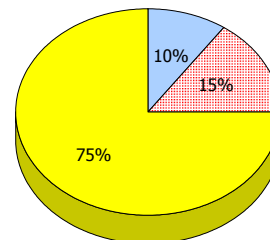
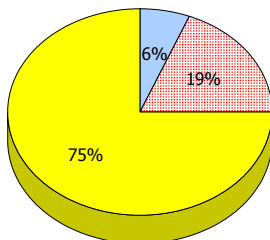
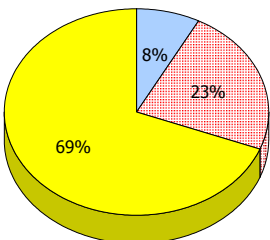
**2010**

AGR (22)



**2009**

AGR (26)



\* In some cases, CRT numbers may exceed AGR numbers based on late enrolments. Pie chart is based on the number of students who wrote the CRT.

\* Reading score is composite of Non Fiction and Poetry.

Mushuau Innu Natuashish School and Sheshatshiu Innu School are excluded from district and provincial results.

District 3 - Nova Central

School #: 149 King Academy

**Reading**

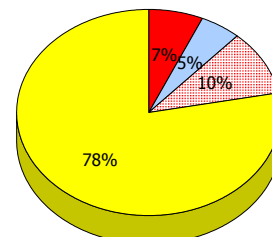
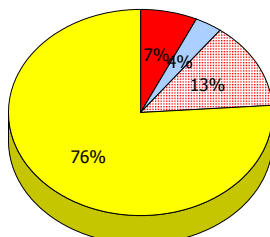
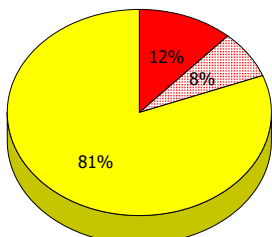
**School**

**District**

**Province**

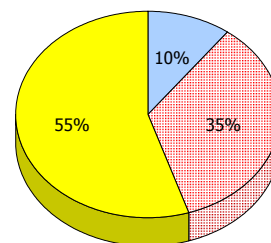
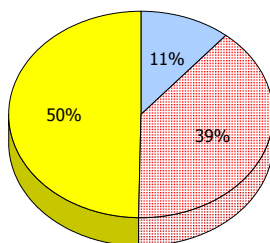
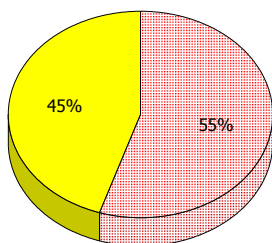
**2012**

Apr 30,  
2012 (26)



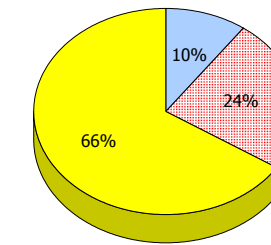
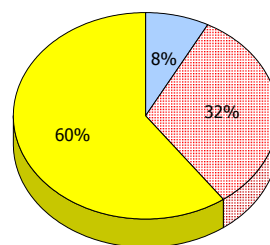
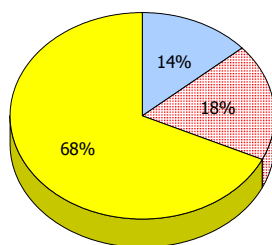
**2011**

AGR (20)



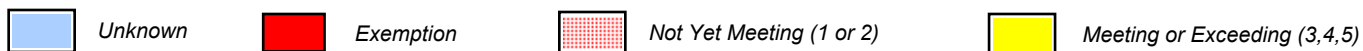
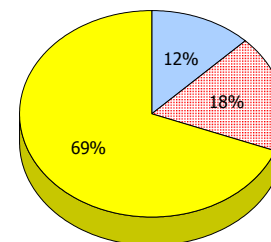
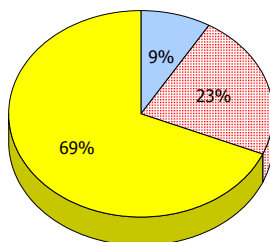
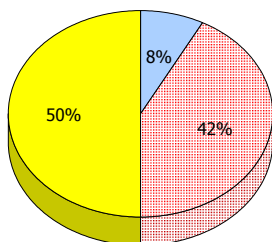
**2010**

AGR (22)



**2009**

AGR (26)



\* In some cases, CRT numbers may exceed AGR numbers based on late enrolments. Pie chart is based on the number of students who wrote the CRT.

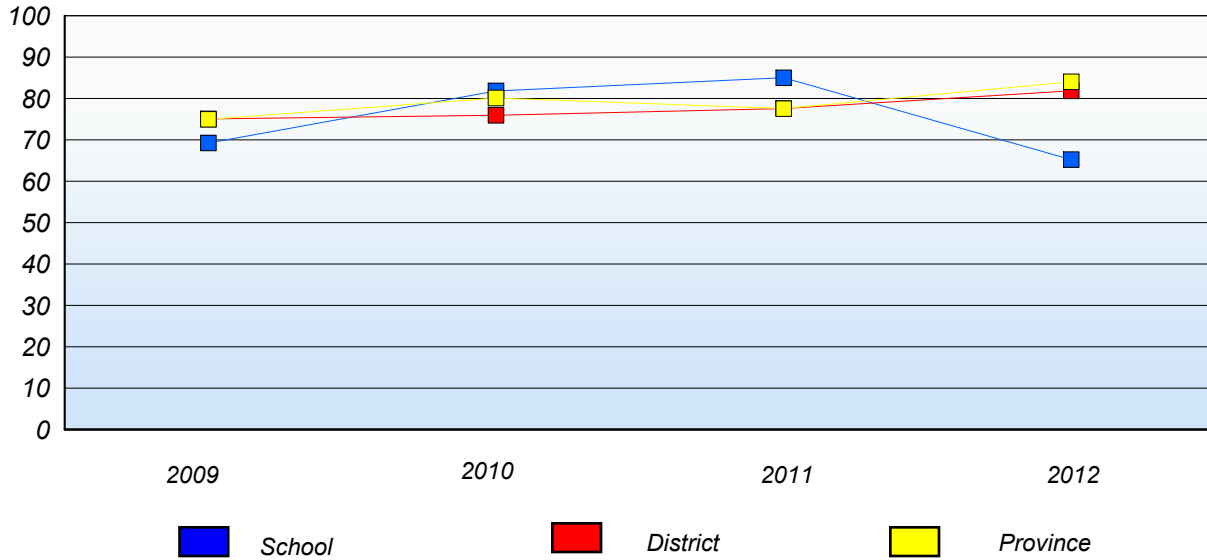
\* Reading score is composite of Non Fiction and Poetry.

Mushuau Innu Natuashish School and Sheshatshiu Innu School are excluded from district and provincial results.

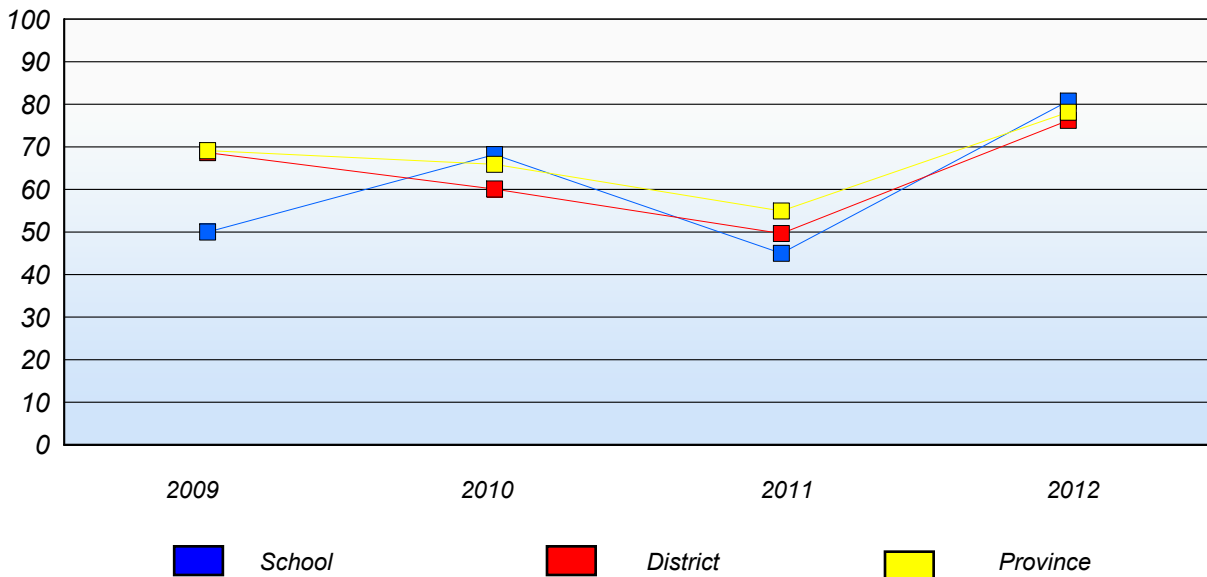
District 3 - Nova Central

School #: 149 King Academy

**Demand Writing**  
Percentage of students at level 3 or above (2009 - 2012)



**Reading**  
Percentage of students at level 3 or above (2009 - 2012)



\* In some cases, CRT numbers may exceed AGR numbers based on late enrolments. Pie chart is based on the number of students who wrote the CRT.

\* Reading score is composite of Non Fiction and Poetry.

Mushuau Innu Natuashish School and Sheshatshiu Innu School are excluded from district and provincial results.

District 3 - Nova Central

School #: 151 John Watkins Academy

**Demand Writing**

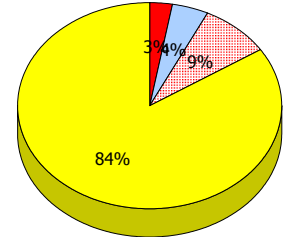
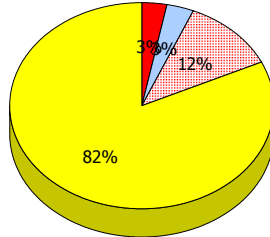
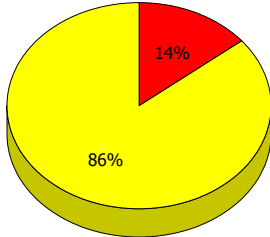
School

District

Province

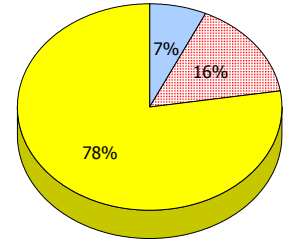
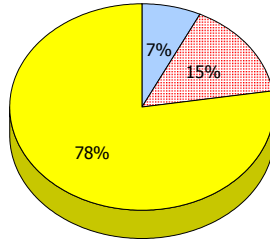
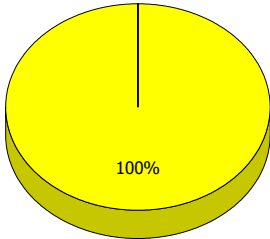
**2012**

Apr 30,  
2012 (7)



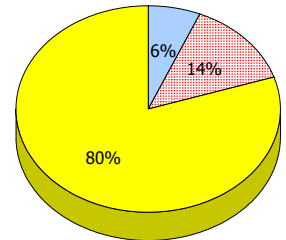
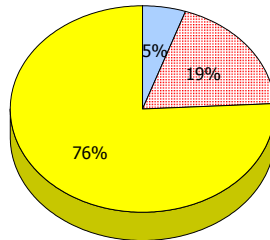
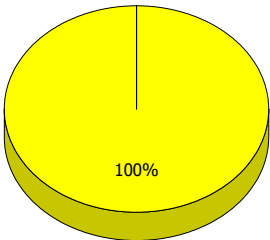
**2011**

AGR (8)



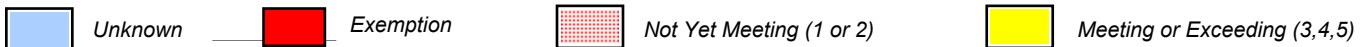
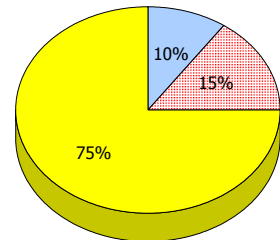
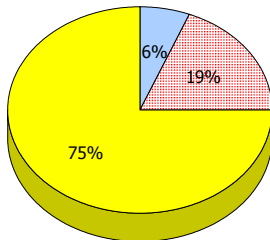
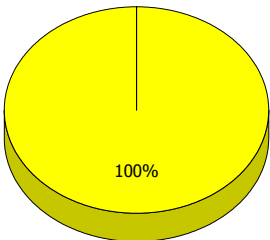
**2010**

AGR (4)



**2009**

AGR (5)



\* In some cases, CRT numbers may exceed AGR numbers based on late enrolments. Pie chart is based on the number of students who wrote the CRT.

\* Reading score is composite of Non Fiction and Poetry.

Mushuau Innu Natuashish School and Sheshatshiu Innu School are excluded from district and provincial results.



District 3 - Nova Central

School #: 151 John Watkins Academy

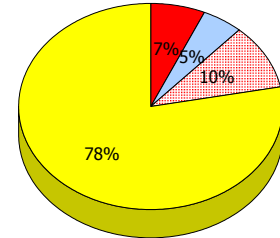
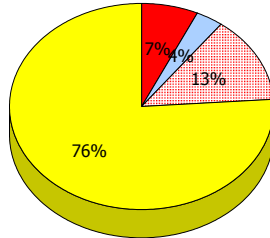
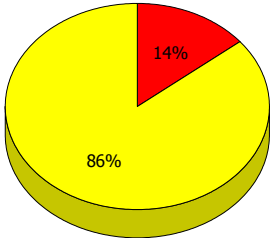
**Reading**

**School**

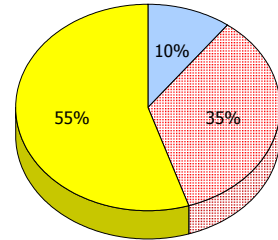
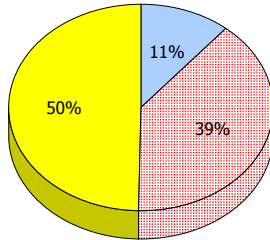
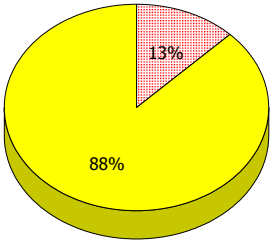
**District**

**Province**

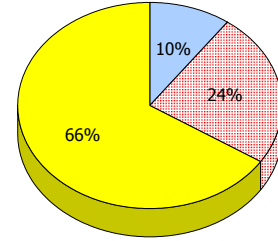
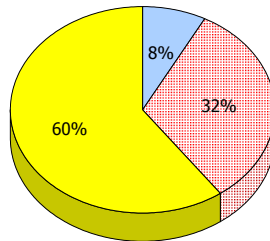
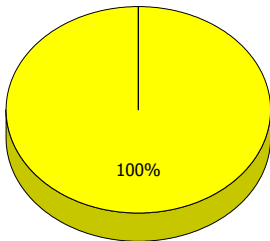
**2012**  
Apr 30,  
2012 (7)



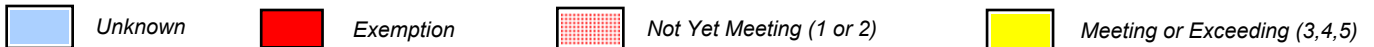
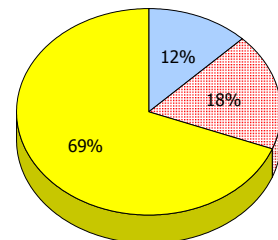
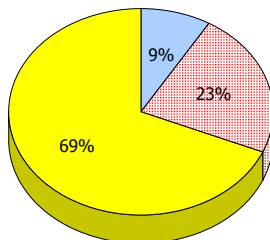
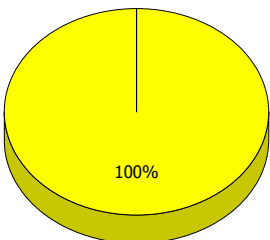
**2011**  
AGR (8)



**2010**  
AGR (4)



**2009**  
AGR (5)



\* In some cases, CRT numbers may exceed AGR numbers based on late enrolments. Pie chart is based on the number of students who wrote the CRT.

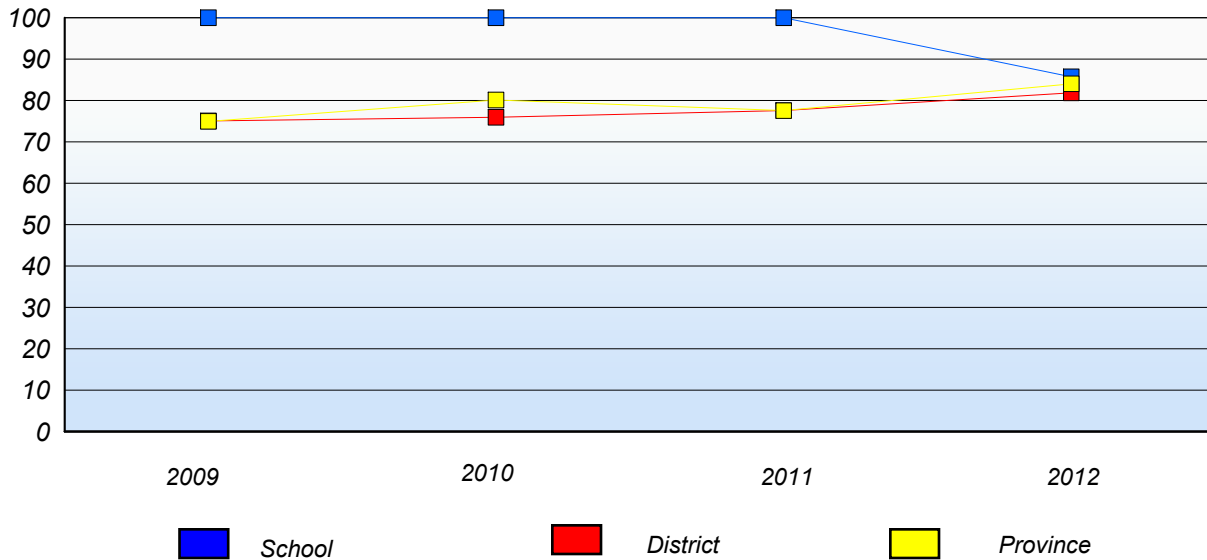
\* Reading score is composite of Non Fiction and Poetry.

Mushuau Innu Natuashish School and Sheshatshiu Innu School are excluded from district and provincial results.

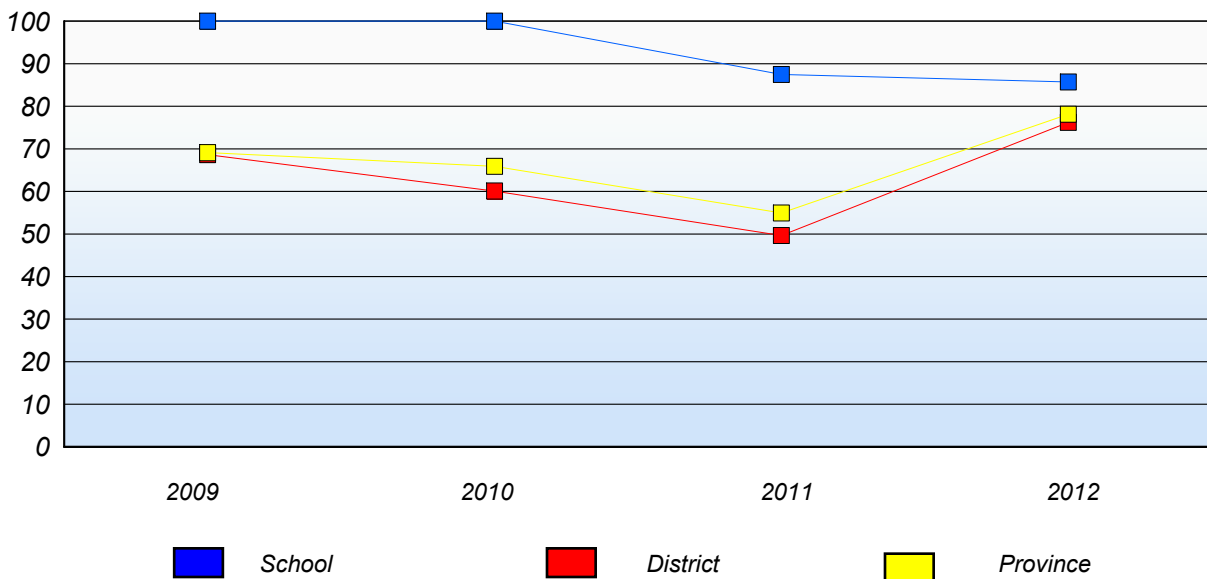
District 3 - Nova Central

School #: 151 John Watkins Academy

**Demand Writing**  
Percentage of students at level 3 or above (2009 - 2012)



**Reading**  
Percentage of students at level 3 or above (2009 - 2012)



\* In some cases, CRT numbers may exceed AGR numbers based on late enrolments. Pie chart is based on the number of students who wrote the CRT.

\* Reading score is composite of Non Fiction and Poetry.

Mushuau Innu Natuashish School and Sheshatshiu Innu School are excluded from district and provincial results.

District 3 - Nova Central

School #: 152 Valmont Academy

**Demand Writing**

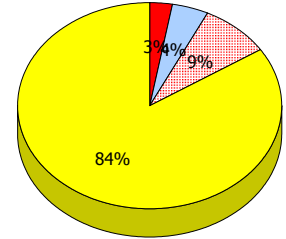
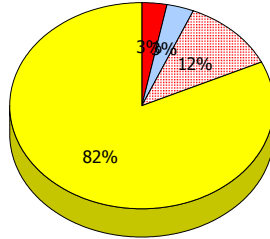
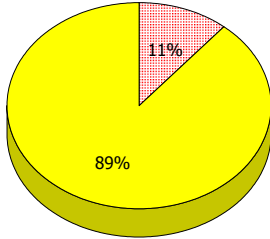
**School**

**District**

**Province**

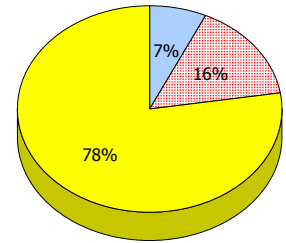
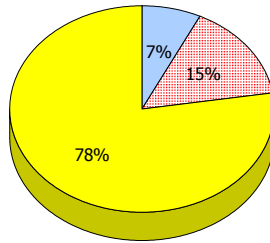
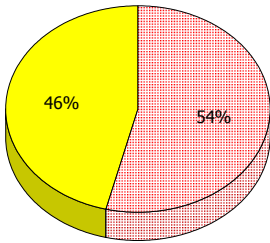
**2012**

Apr 30,  
2012 (9)



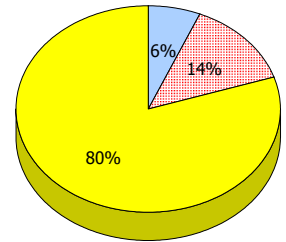
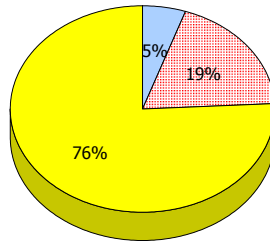
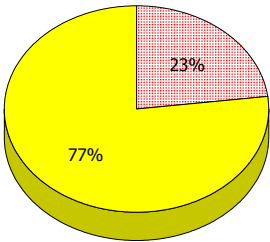
**2011**

AGR (13)



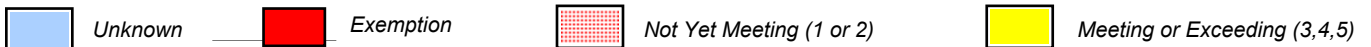
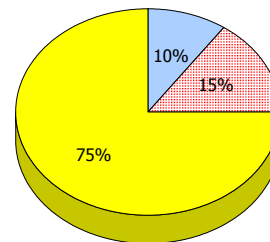
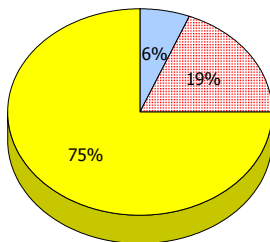
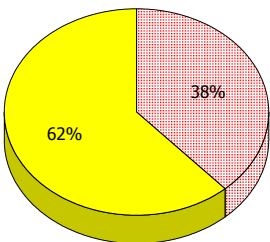
**2010**

AGR (13)



**2009**

AGR (12)



\* In some cases, CRT numbers may exceed AGR numbers based on late enrolments. Pie chart is based on the number of students who wrote the CRT.

\* Reading score is composite of Non Fiction and Poetry.

Mushuau Innu Natuashish School and Sheshatshiu Innu School are excluded from district and provincial results.

District 3 - Nova Central

School #: 152 Valmont Academy

**Reading**

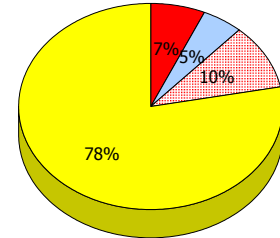
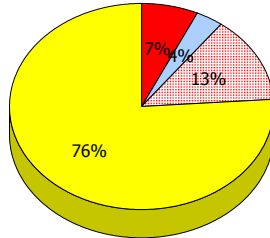
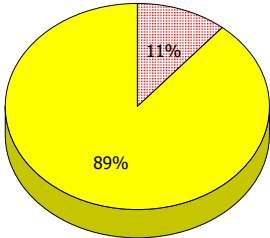
**School**

**District**

**Province**

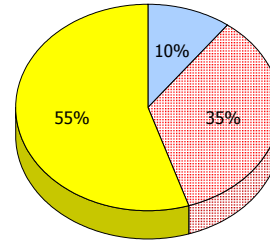
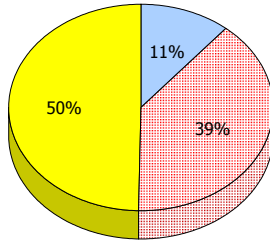
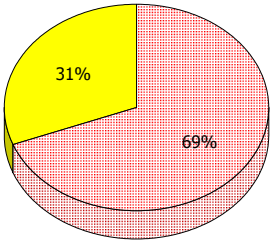
**2012**

Apr 30,  
2012 (9)



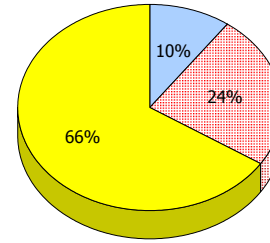
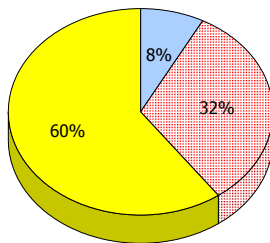
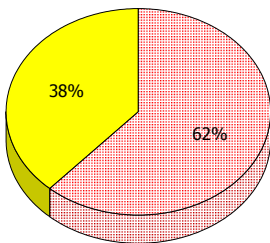
**2011**

AGR (13)



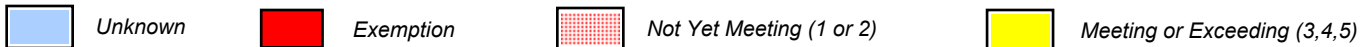
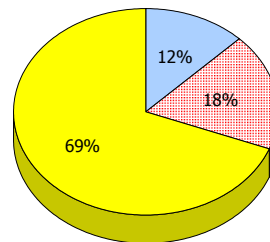
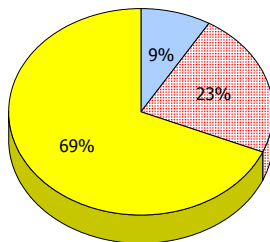
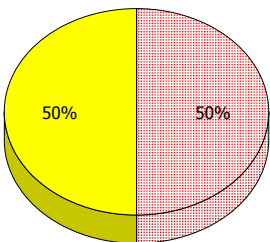
**2010**

AGR (13)



**2009**

AGR (12)



\* In some cases, CRT numbers may exceed AGR numbers based on late enrolments. Pie chart is based on the number of students who wrote the CRT.

\* Reading score is composite of Non Fiction and Poetry.

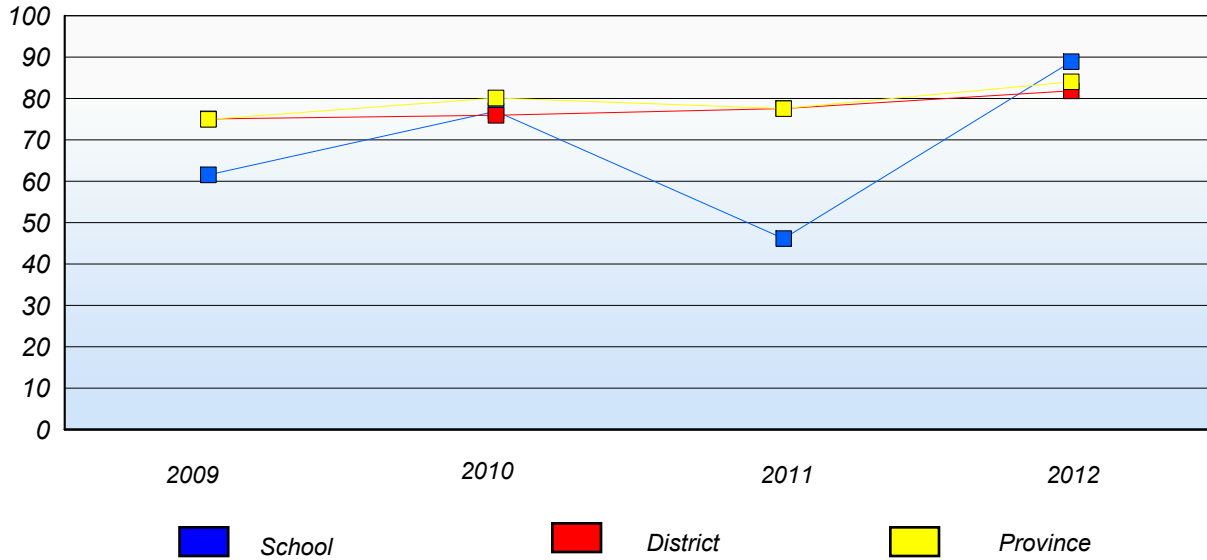
Mushuau Innu Natuashish School and Sheshatshiu Innu School are excluded from district and provincial results.

Source: Division of Evaluation and Research, Department of Education

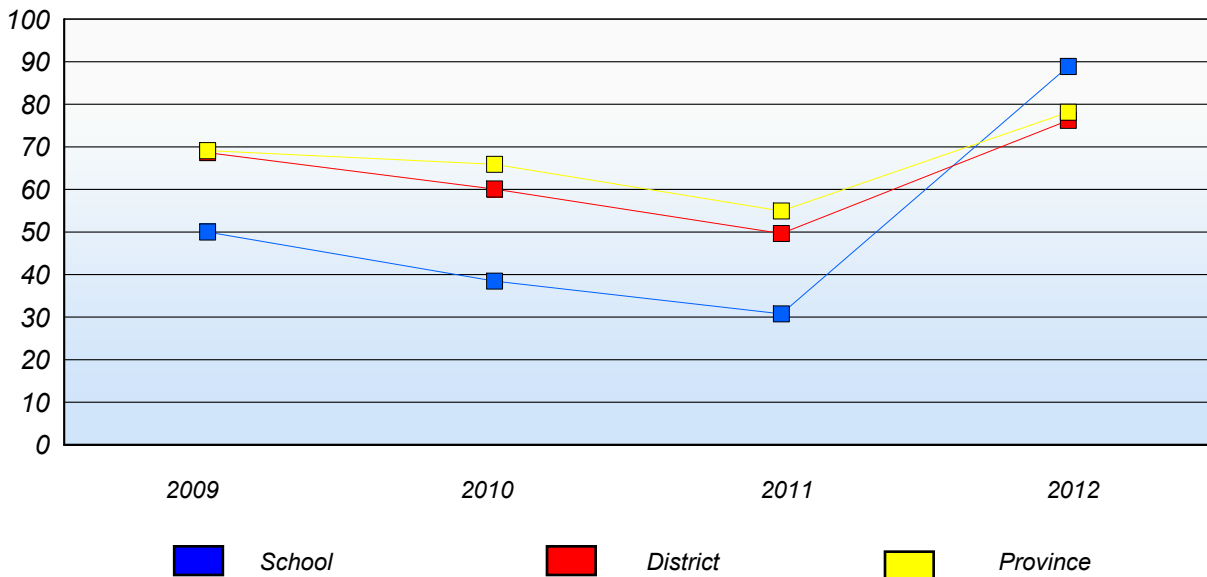
District 3 - Nova Central

School #: 152 Valmont Academy

**Demand Writing**  
Percentage of students at level 3 or above (2009 - 2012)



**Reading**  
Percentage of students at level 3 or above (2009 - 2012)



\* In some cases, CRT numbers may exceed AGR numbers based on late enrolments. Pie chart is based on the number of students who wrote the CRT.

\* Reading score is composite of Non Fiction and Poetry.

Mushuau Innu Natuashish School and Sheshatshiu Innu School are excluded from district and provincial results.

District 3 - Nova Central

School #: 153 Cape John Collegiate

**Demand Writing**

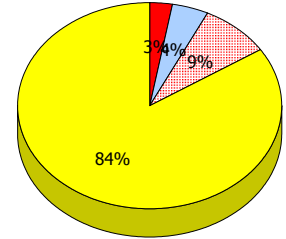
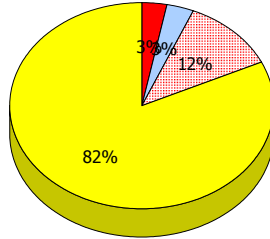
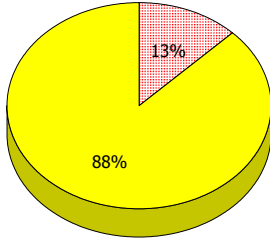
**School**

**District**

**Province**

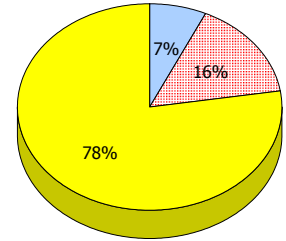
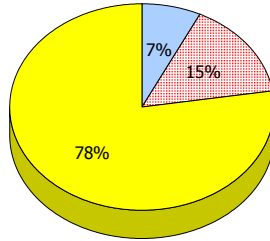
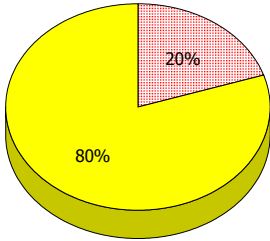
**2012**

Apr 30,  
2012 (16)



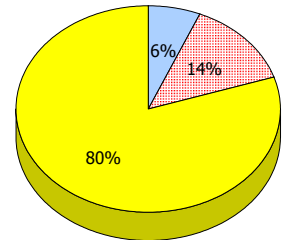
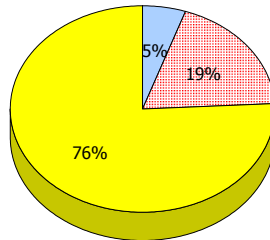
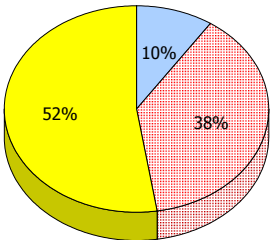
**2011**

AGR (20)



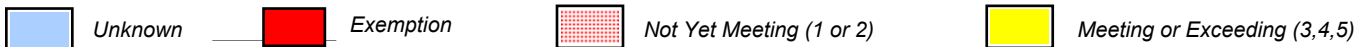
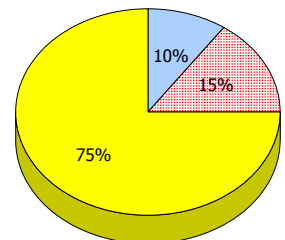
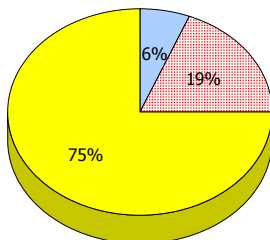
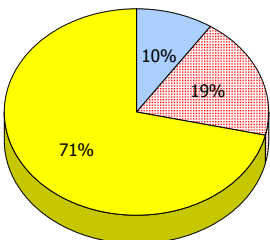
**2010**

AGR (21)



**2009**

AGR (21)



\* In some cases, CRT numbers may exceed AGR numbers based on late enrolments. Pie chart is based on the number of students who wrote the CRT.

\* Reading score is composite of Non Fiction and Poetry.

Mushuau Innu Natuashish School and Sheshatshiu Innu School are excluded from district and provincial results.

Source: Division of Evaluation and Research, Department of Education

District 3 - Nova Central

School #: 153 Cape John Collegiate

**Reading**

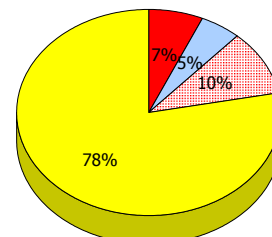
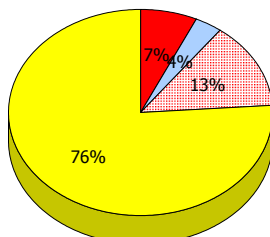
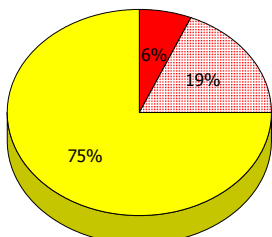
**School**

**District**

**Province**

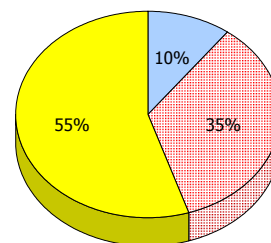
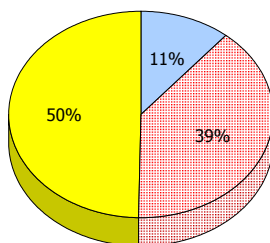
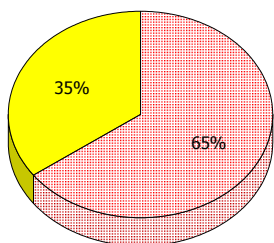
**2012**

Apr 30,  
2012 (16)



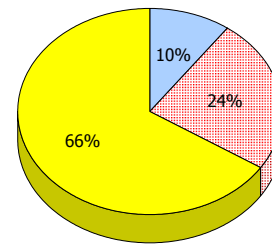
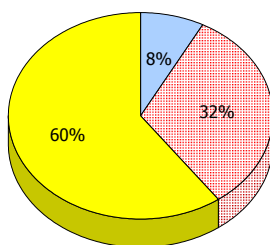
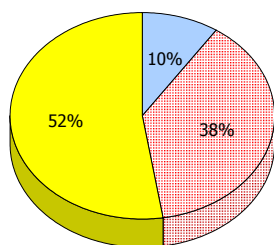
**2011**

AGR (20)



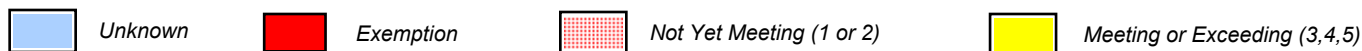
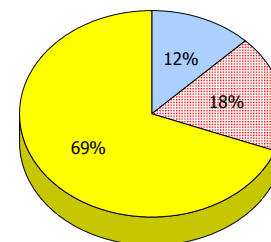
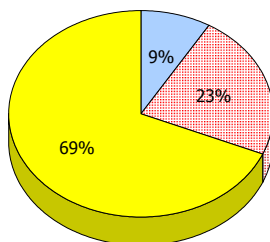
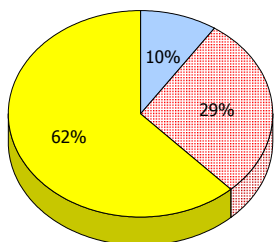
**2010**

AGR (21)



**2009**

AGR (21)



\* In some cases, CRT numbers may exceed AGR numbers based on late enrolments. Pie chart is based on the number of students who wrote the CRT.

\* Reading score is composite of Non Fiction and Poetry.

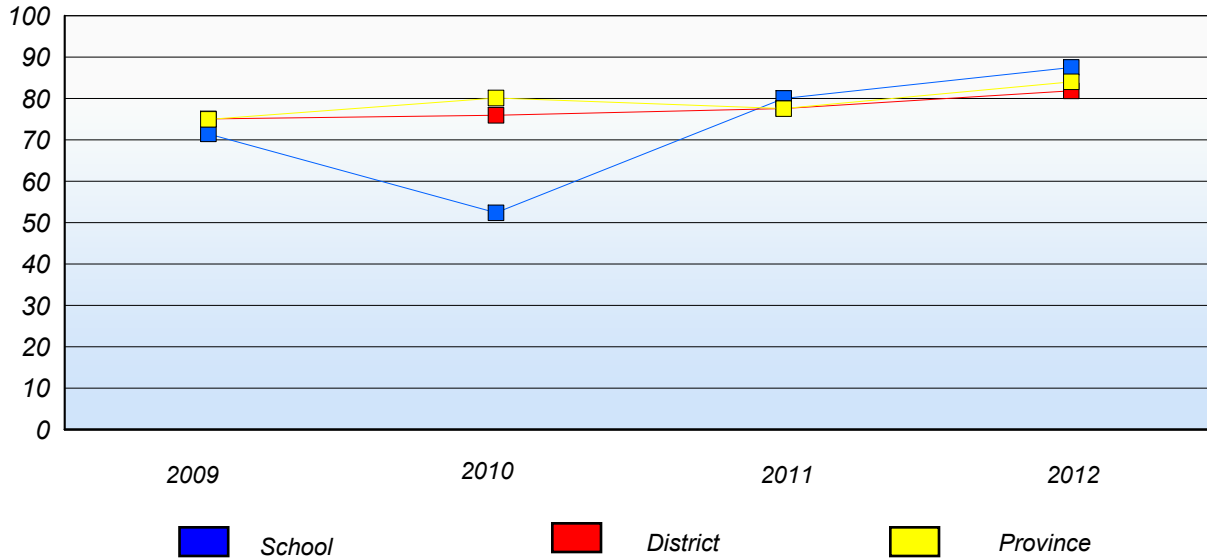
Mushuau Innu Natuashish School and Sheshatshiu Innu School are excluded from district and provincial results.

Source: Division of Evaluation and Research, Department of Education

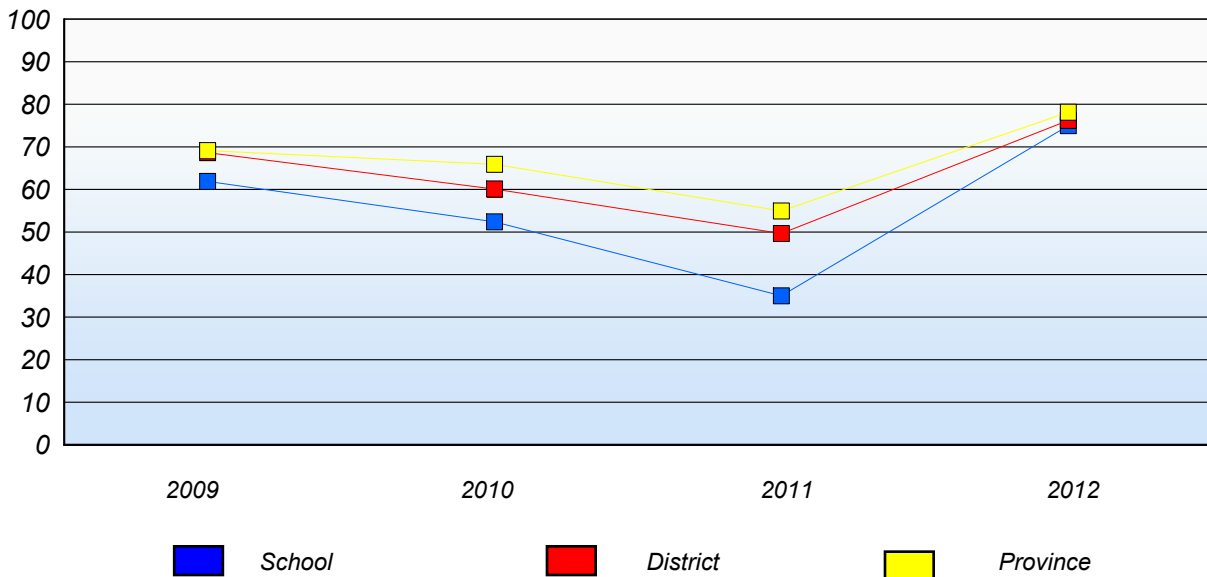
District 3 - Nova Central

School #: 153      Cape John Collegiate

**Demand Writing**  
 Percentage of students at level 3 or above (2009 - 2012)



**Reading**  
 Percentage of students at level 3 or above (2009 - 2012)



\* In some cases, CRT numbers may exceed AGR numbers based on late enrolments. Pie chart is based on the number of students who wrote the CRT.

\* Reading score is composite of Non Fiction and Poetry.

Mushuau Innu Natuashish School and Sheshatshiu Innu School are excluded from district and provincial results.



District 3 - Nova Central

School #: 157 St. Peter's AG

**Demand Writing**

**School**

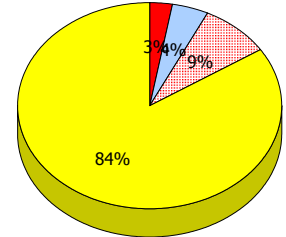
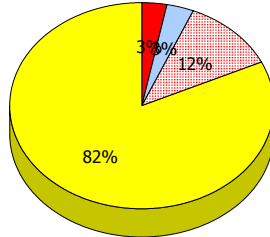
*School data with 5 or fewer students withheld for reasons of confidentiality.*

**District**

**Province**

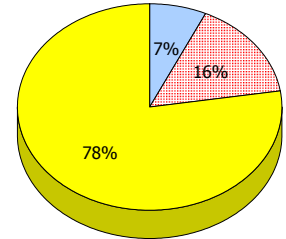
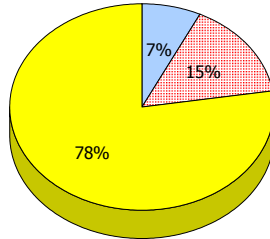
**2012**

Apr 30,  
2012 (1)



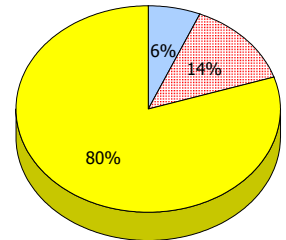
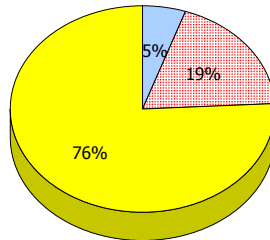
**2011**

AGR (1)



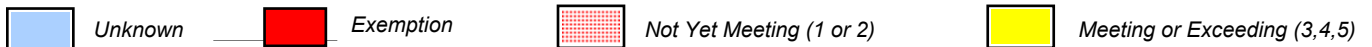
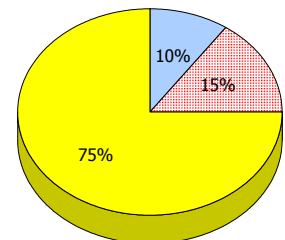
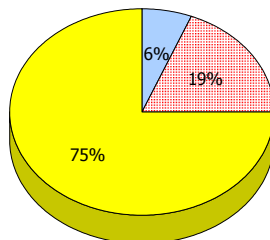
**2010**

AGR (2)



**2009**

AGR (1)



\* In some cases, CRT numbers may exceed AGR numbers based on late enrolments. Pie chart is based on the number of students who wrote the CRT.

\* Reading score is composite of Non Fiction and Poetry.

Mushuau Innu Natuashish School and Sheshatshiu Innu School are excluded from district and provincial results.

District 3 - Nova Central

School #: 157 St. Peter's AG

**Reading**

**School**

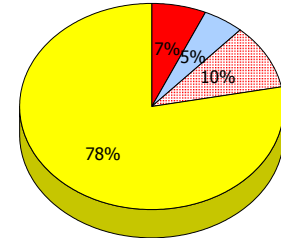
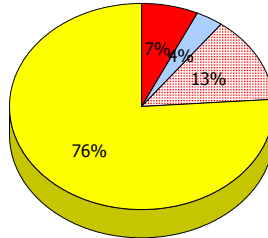
*School data with 5 or fewer students  
withheld for reasons of confidentiality.*

**District**

**Province**

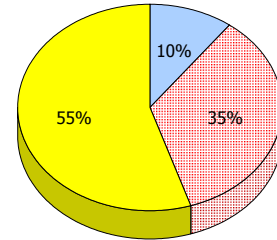
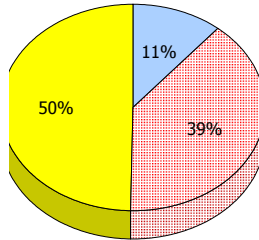
**2012**

Apr 30,  
2012 (1)



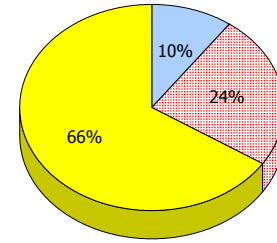
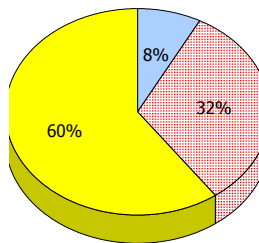
**2011**

AGR (1)



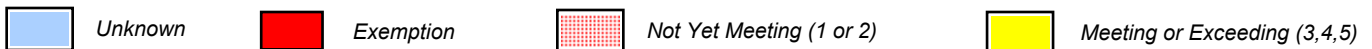
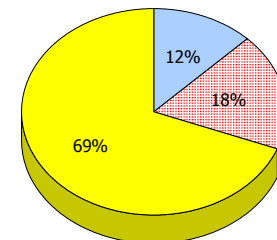
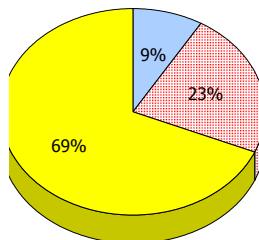
**2010**

AGR (2)



**2009**

AGR (1)



\* In some cases, CRT numbers may exceed AGR numbers based on late enrolments. Pie chart is based on the number of students who wrote the CRT.

\* Reading score is composite of Non Fiction and Poetry.

Mushuau Innu Natuashish School and Sheshatshiu Innu School are excluded from district and provincial results.

District 3 - Nova Central

School #: 157      St. Peter's AG

**Demand Writing**

*Percentage of students at level 3 or above (2009 - 2012)*

*School data with 5 or fewer students withheld for reasons of confidentiality.*



**Reading**

*Percentage of students at level 3 or above (2009 - 2012)*

*School data with 5 or fewer students withheld for reasons of confidentiality.*



\* In some cases, CRT numbers may exceed AGR numbers based on late enrolments. Pie chart is based on the number of students who wrote the CRT.

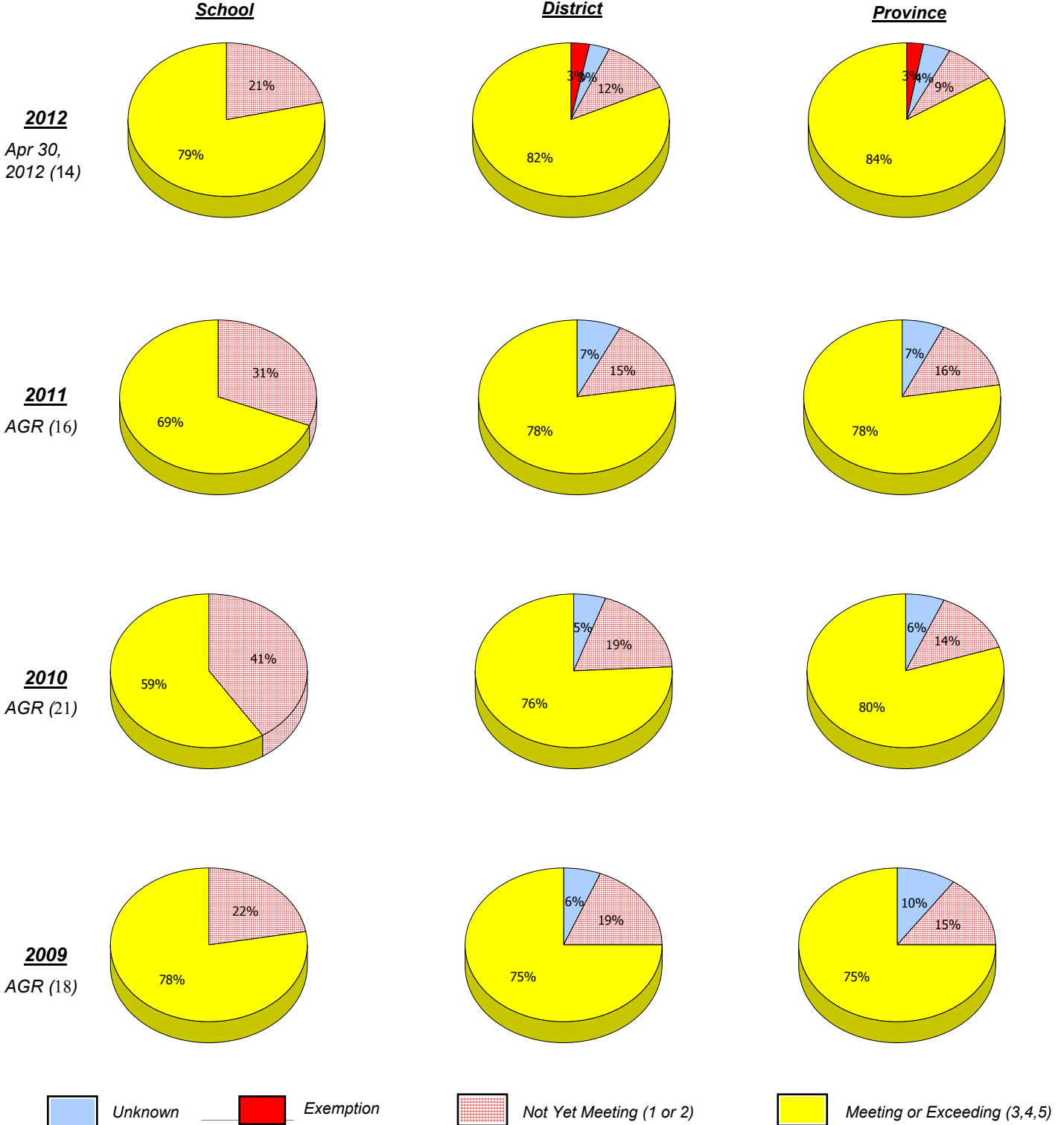
\* Reading score is composite of Non Fiction and Poetry.

Mushuau Innu Natuashish School and Sheshatshiu Innu School are excluded from district and provincial results.

District 3 - Nova Central

School #: 158 MSB Regional Academy

**Demand Writing**



\* In some cases, CRT numbers may exceed AGR numbers based on late enrolments. Pie chart is based on the number of students who wrote the CRT.

\* Reading score is composite of Non Fiction and Poetry.

Mushuau Innu Natuashish School and Sheshatshiu Innu School are excluded from district and provincial results.

District 3 - Nova Central

School #: 158 MSB Regional Academy

**Reading**

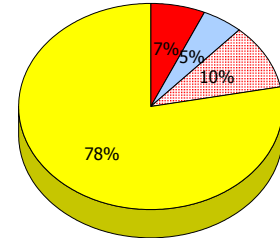
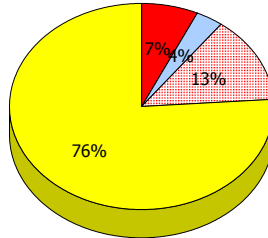
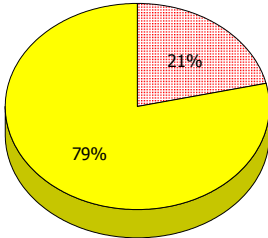
**School**

**District**

**Province**

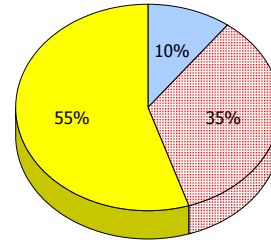
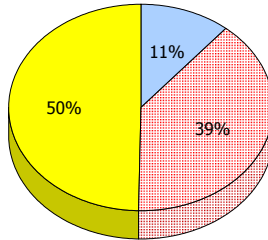
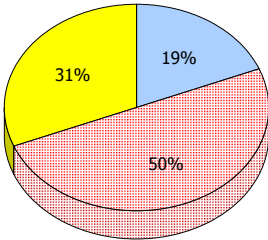
**2012**

Apr 30,  
2012 (14)



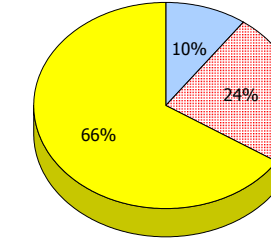
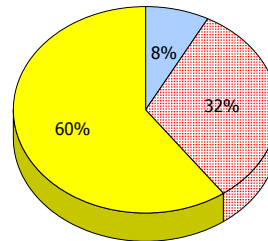
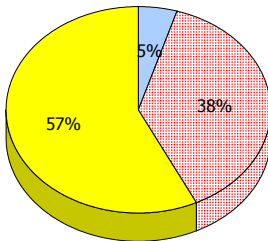
**2011**

AGR (16)



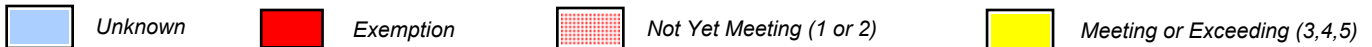
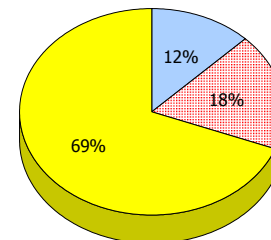
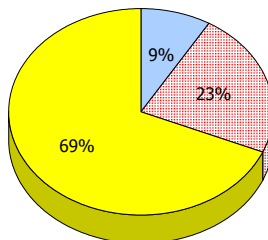
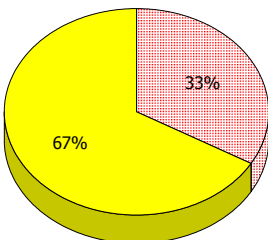
**2010**

AGR (21)



**2009**

AGR (18)



\* In some cases, CRT numbers may exceed AGR numbers based on late enrolments. Pie chart is based on the number of students who wrote the CRT.

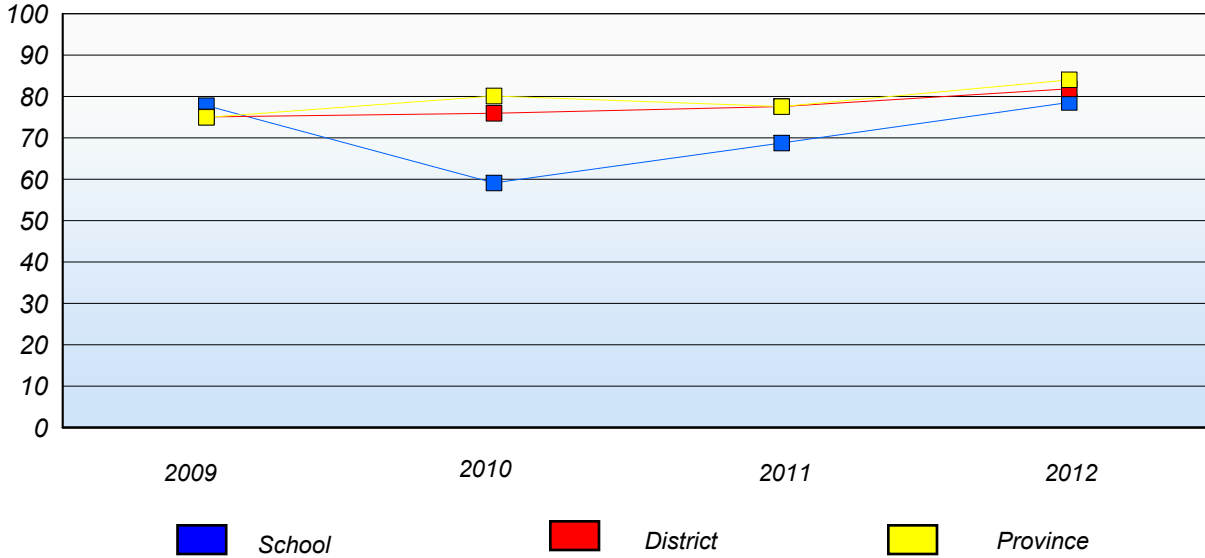
\* Reading score is composite of Non Fiction and Poetry.

Mushuau Innu Natuashish School and Sheshatshiu Innu School are excluded from district and provincial results.

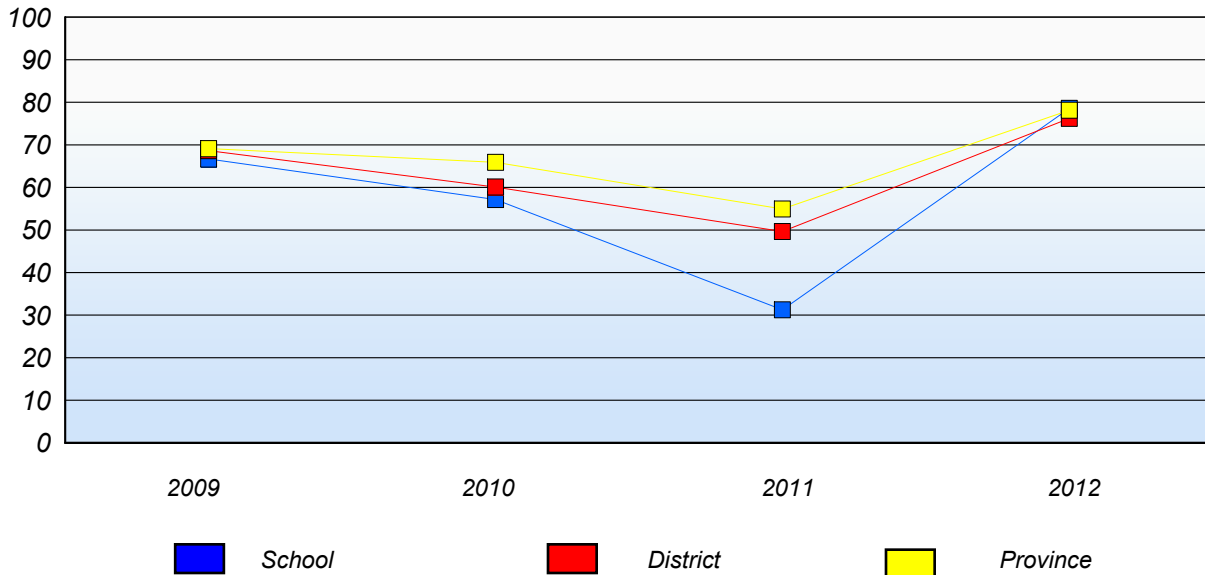
District 3 - Nova Central

School #: 158      MSB Regional Academy

**Demand Writing**  
Percentage of students at level 3 or above (2009 - 2012)



**Reading**  
Percentage of students at level 3 or above (2009 - 2012)



\* In some cases, CRT numbers may exceed AGR numbers based on late enrolments. Pie chart is based on the number of students who wrote the CRT.

\* Reading score is composite of Non Fiction and Poetry.

Mushuau Innu Natuashish School and Sheshatshiu Innu School are excluded from district and provincial results.

District 3 - Nova Central

School #: 162 Dorset Collegiate

**Demand Writing**

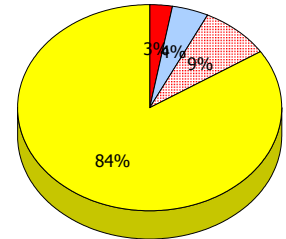
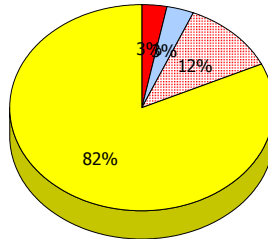
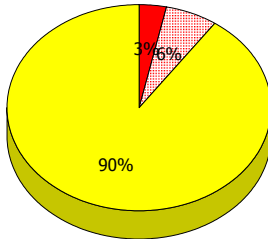
**School**

**District**

**Province**

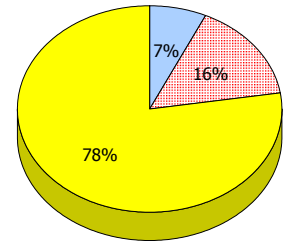
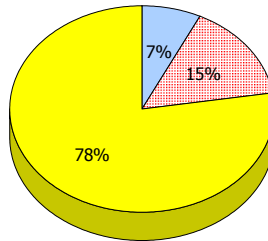
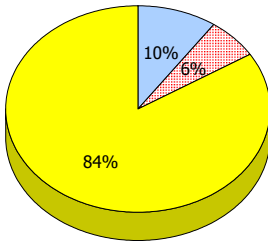
**2012**

Apr 30,  
2012 (31)



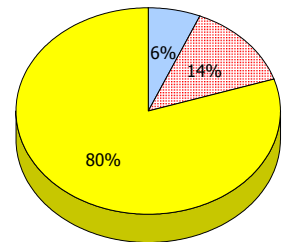
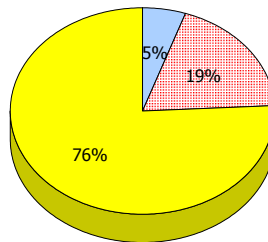
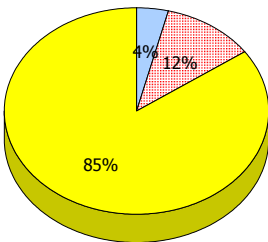
**2011**

AGR (31)



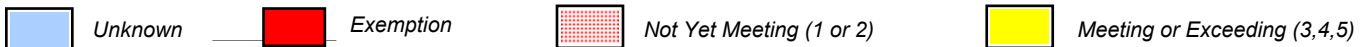
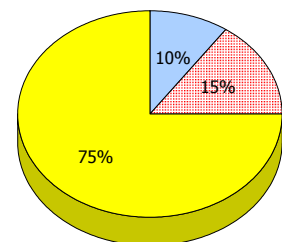
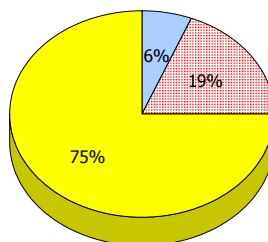
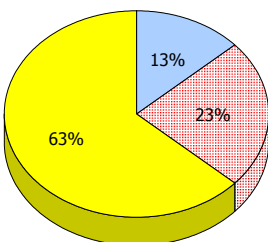
**2010**

AGR (26)



**2009**

AGR (30)



\* In some cases, CRT numbers may exceed AGR numbers based on late enrolments. Pie chart is based on the number of students who wrote the CRT.

\* Reading score is composite of Non Fiction and Poetry.

Mushuau Innu Natuashish School and Sheshatshiu Innu School are excluded from district and provincial results.

Source: Division of Evaluation and Research, Department of Education

District 3 - Nova Central

School #: 162 Dorset Collegiate

**Reading**

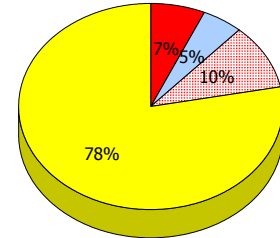
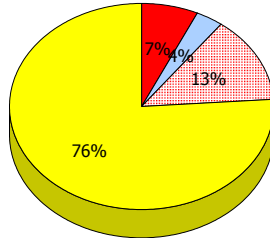
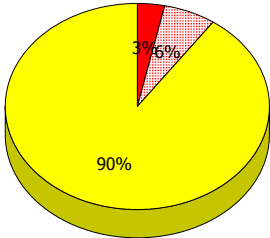
**School**

**District**

**Province**

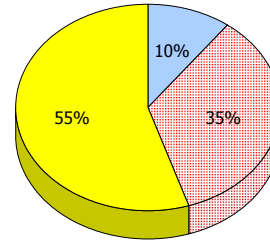
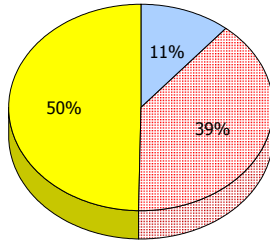
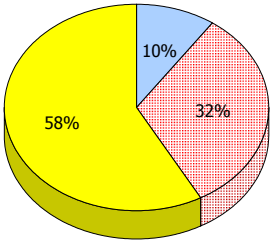
**2012**

Apr 30,  
2012 (31)



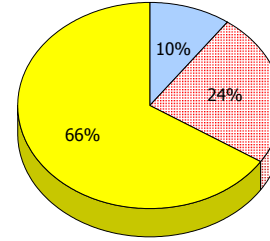
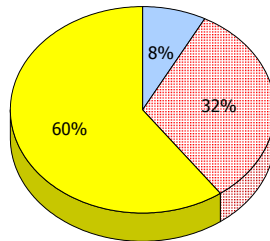
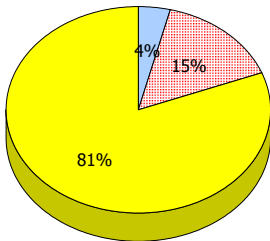
**2011**

AGR (31)



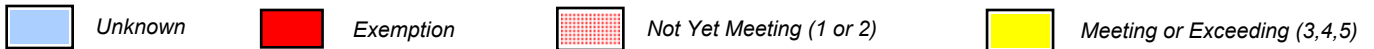
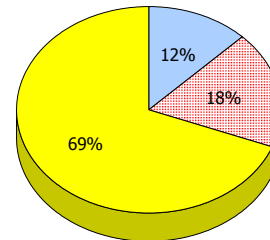
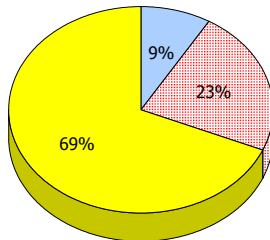
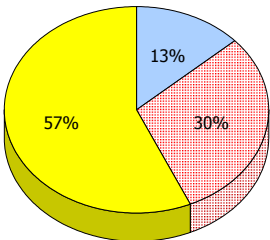
**2010**

AGR (26)



**2009**

AGR (30)



\* In some cases, CRT numbers may exceed AGR numbers based on late enrolments. Pie chart is based on the number of students who wrote the CRT.

\* Reading score is composite of Non Fiction and Poetry.

Mushuau Innu Natuashish School and Sheshatshiu Innu School are excluded from district and provincial results.

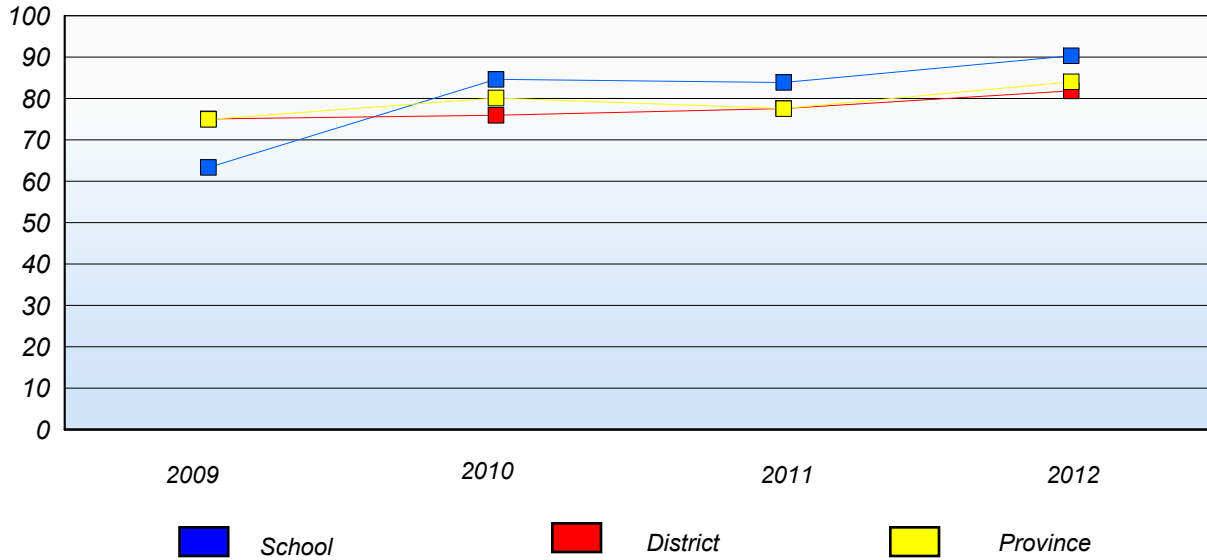
Source: Division of Evaluation and Research, Department of Education



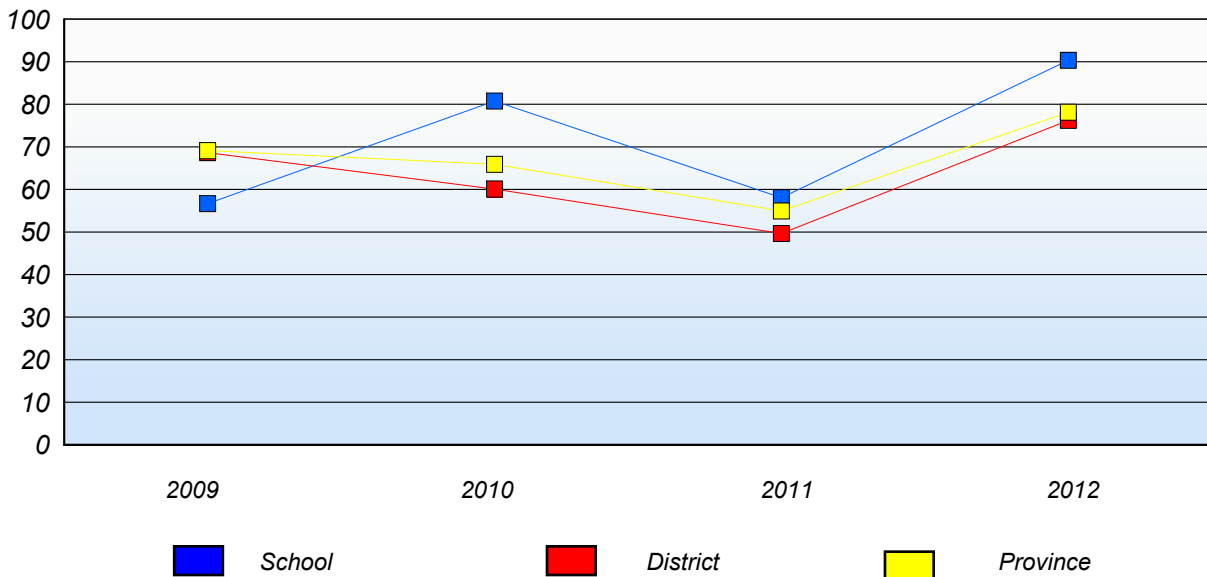
District 3 - Nova Central

School #: 162 Dorset Collegiate

**Demand Writing**  
Percentage of students at level 3 or above (2009 - 2012)



**Reading**  
Percentage of students at level 3 or above (2009 - 2012)



\* In some cases, CRT numbers may exceed AGR numbers based on late enrolments. Pie chart is based on the number of students who wrote the CRT.

\* Reading score is composite of Non Fiction and Poetry.

Mushuau Innu Natuashish School and Sheshatshiu Innu School are excluded from district and provincial results.

District 3 - Nova Central

School #: 163 Point Leamington Academy

**Demand Writing**

**School**

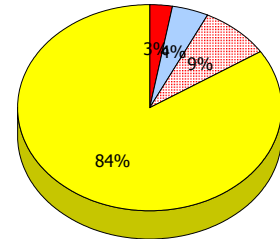
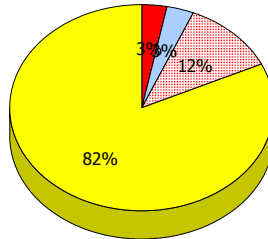
*School data with 5 or fewer students  
withheld for reasons of confidentiality.*

**District**

**Province**

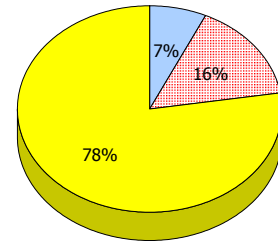
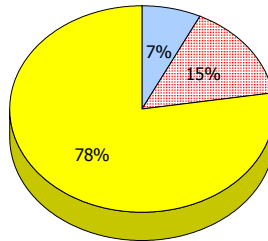
**2012**

Apr 30,  
2012 (6)



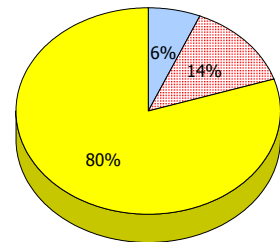
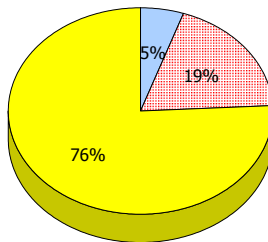
**2011**

AGR (13)



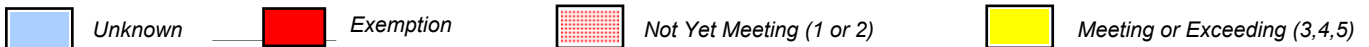
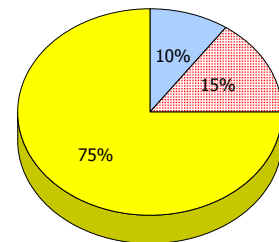
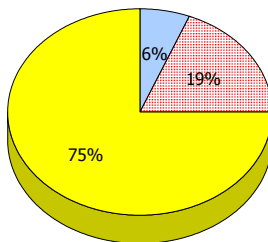
**2010**

AGR (5)



**2009**

AGR (9)



\* In some cases, CRT numbers may exceed AGR numbers based on late enrolments. Pie chart is based on the number of students who wrote the CRT.

\* Reading score is composite of Non Fiction and Poetry.

Mushuau Innu Natuashish School and Sheshatshiu Innu School are excluded from district and provincial results.

District 3 - Nova Central

School #: 163 Point Leamington Academy

**Reading**

**School**

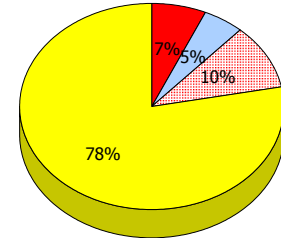
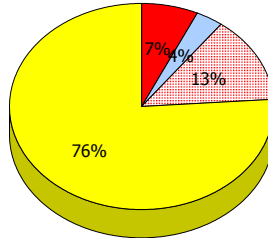
*School data with 5 or fewer students  
withheld for reasons of confidentiality.*

**District**

**Province**

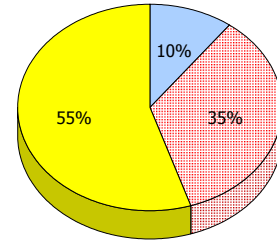
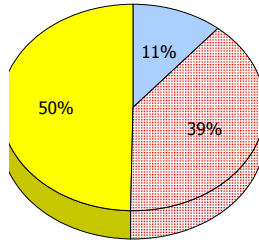
**2012**

Apr 30,  
2012 (6)



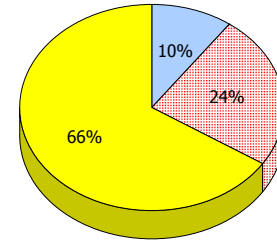
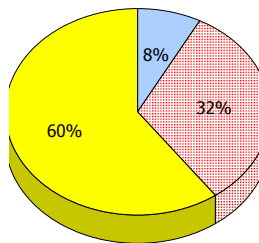
**2011**

AGR (13)



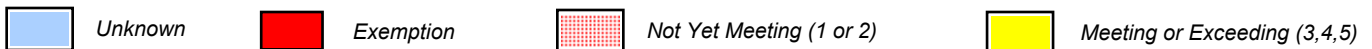
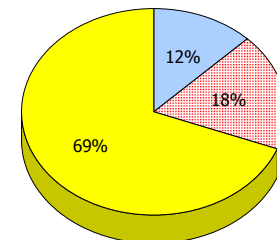
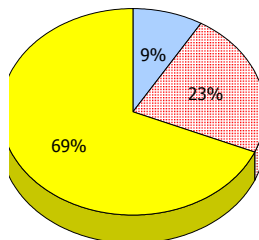
**2010**

AGR (5)



**2009**

AGR (9)



\* In some cases, CRT numbers may exceed AGR numbers based on late enrolments. Pie chart is based on the number of students who wrote the CRT.

\* Reading score is composite of Non Fiction and Poetry.

Mushuau Innu Natuashish School and Sheshatshiu Innu School are excluded from district and provincial results.

District 3 - Nova Central

School #: 163      Point Leamington Academy

**Demand Writing**

*Percentage of students at level 3 or above (2009 - 2012)*

*School data with 5 or fewer students withheld for reasons of confidentiality.*



**Reading**

*Percentage of students at level 3 or above (2009 - 2012)*

*School data with 5 or fewer students withheld for reasons of confidentiality.*



\* In some cases, CRT numbers may exceed AGR numbers based on late enrolments. Pie chart is based on the number of students who wrote the CRT.

\* Reading score is composite of Non Fiction and Poetry.

Mushuau Innu Natuashish School and Sheshatshiu Innu School are excluded from district and provincial results.

District 3 - Nova Central

School #: 171 Indian River High School

**Demand Writing**

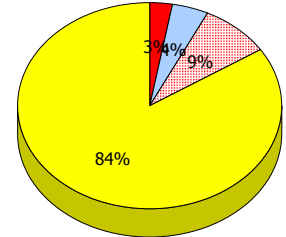
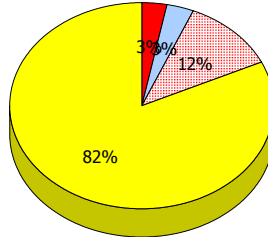
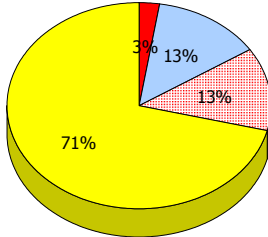
**School**

**District**

**Province**

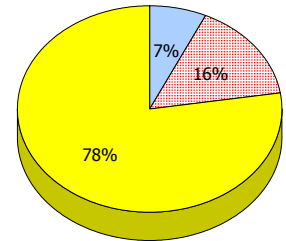
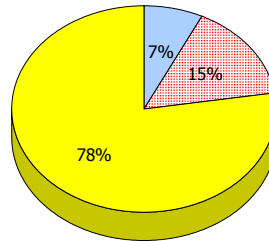
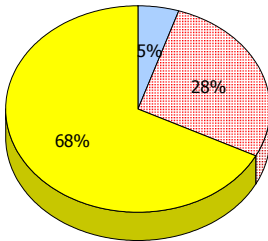
**2012**

Apr 30,  
2012 (38)



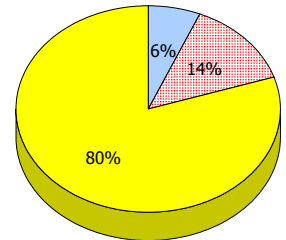
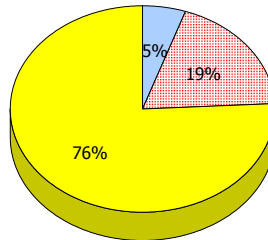
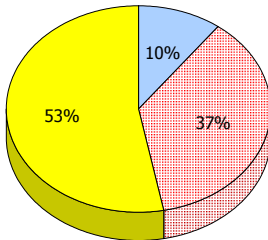
**2011**

AGR (40)



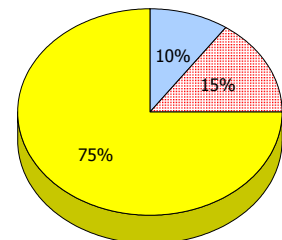
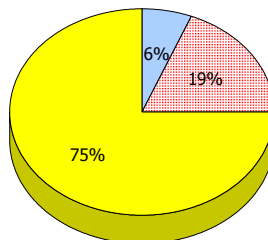
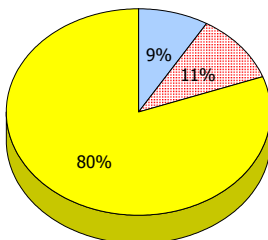
**2010**

AGR (49)



**2009**

AGR (46)



Unknown
  Exemption
  Not Yet Meeting (1 or 2)
  Meeting or Exceeding (3,4,5)

\* In some cases, CRT numbers may exceed AGR numbers based on late enrolments. Pie chart is based on the number of students who wrote the CRT.

\* Reading score is composite of Non Fiction and Poetry.

Mushuau Innu Natuashish School and Sheshatshiu Innu School are excluded from district and provincial results.

Source: Division of Evaluation and Research, Department of Education

District 3 - Nova Central

School #: 171 Indian River High School

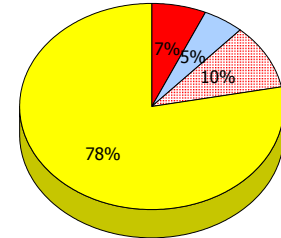
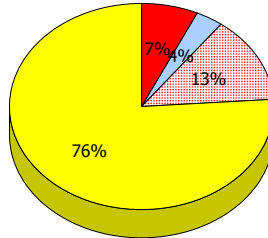
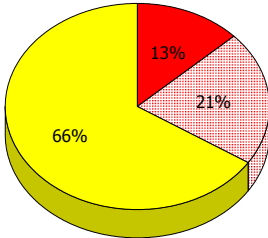
**Reading**

**School**

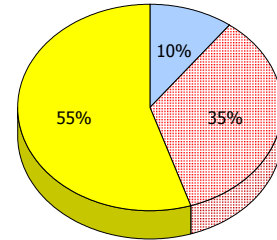
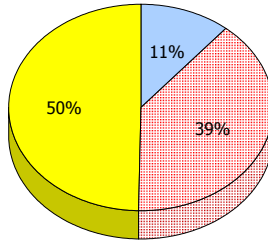
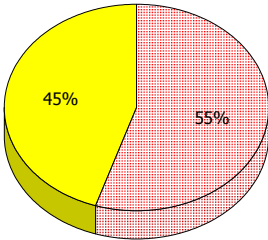
**District**

**Province**

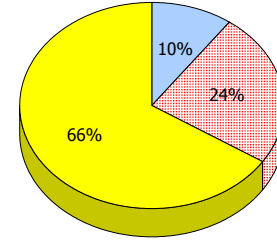
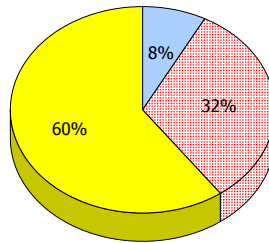
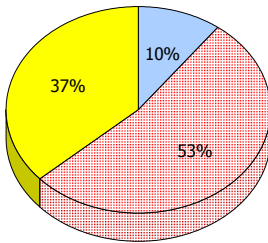
**2012**  
Apr 30,  
2012 (38)



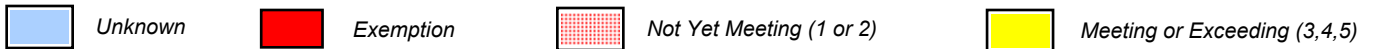
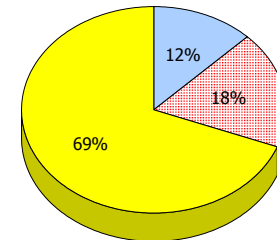
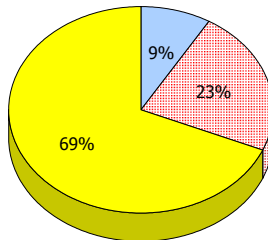
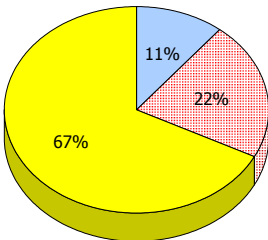
**2011**  
AGR (40)



**2010**  
AGR (49)



**2009**  
AGR (46)



\* In some cases, CRT numbers may exceed AGR numbers based on late enrolments. Pie chart is based on the number of students who wrote the CRT.

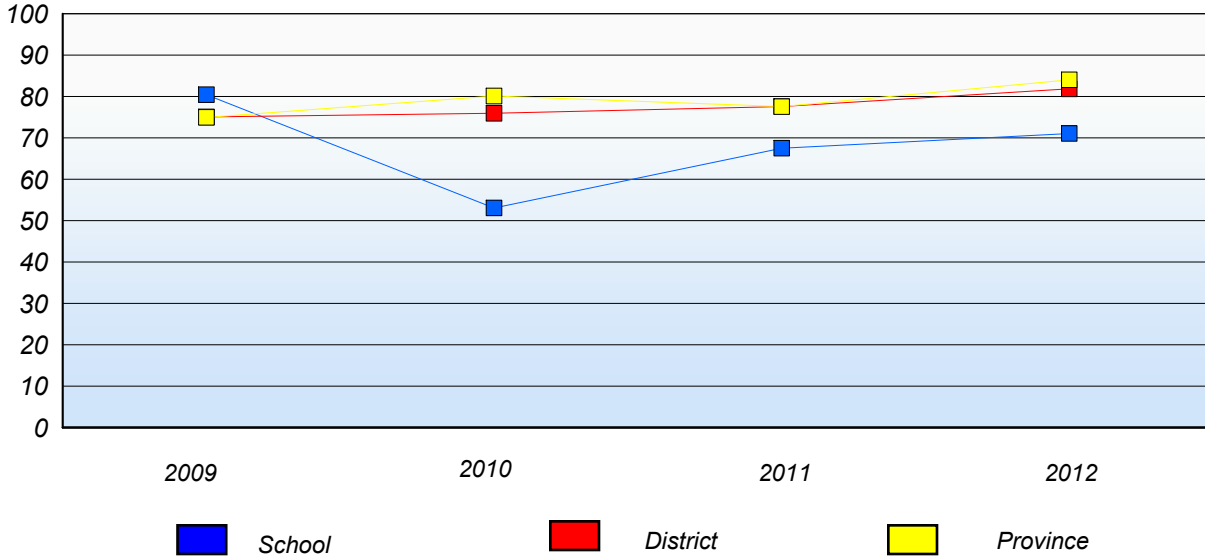
\* Reading score is composite of Non Fiction and Poetry.

Mushuau Innu Natuashish School and Sheshatshiu Innu School are excluded from district and provincial results.

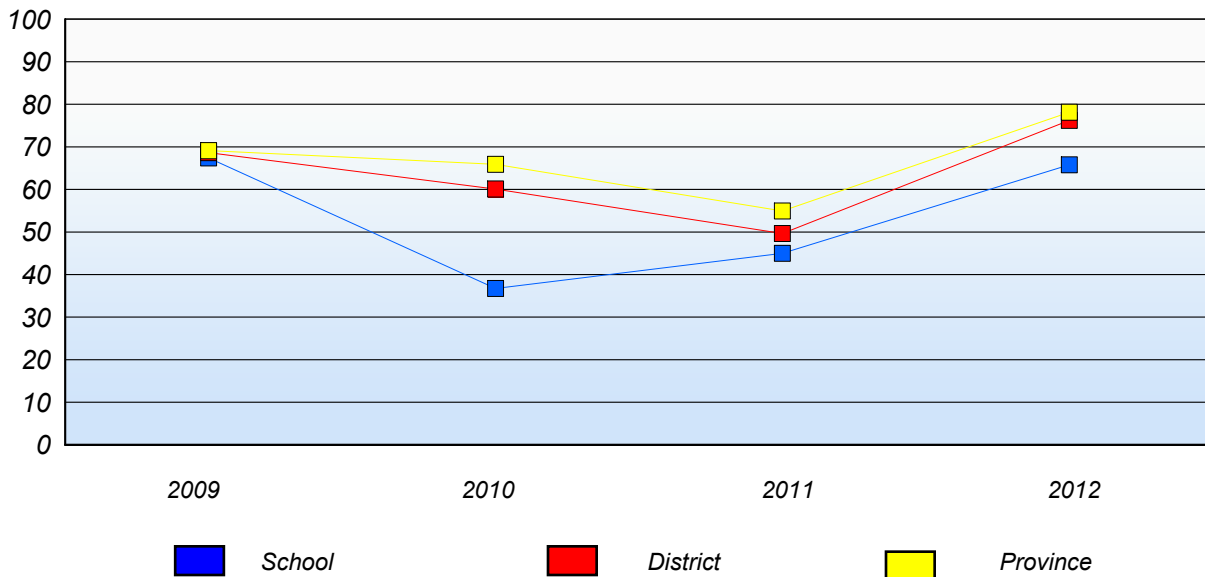
District 3 - Nova Central

School #: 171 Indian River High School

**Demand Writing**  
Percentage of students at level 3 or above (2009 - 2012)



**Reading**  
Percentage of students at level 3 or above (2009 - 2012)



\* In some cases, CRT numbers may exceed AGR numbers based on late enrolments. Pie chart is based on the number of students who wrote the CRT.

\* Reading score is composite of Non Fiction and Poetry.

Mushuau Innu Natuashish School and Sheshatshiu Innu School are excluded from district and provincial results.

District 3 - Nova Central

School #: 174 St. Peter's Academy

**Demand Writing**

**School**

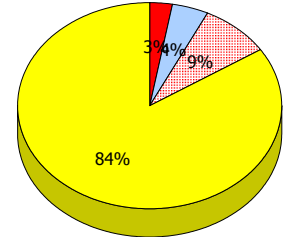
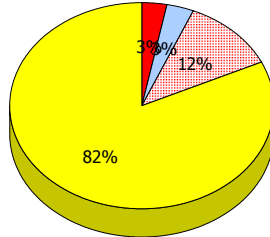
*School data with 5 or fewer students withheld for reasons of confidentiality.*

**District**

**Province**

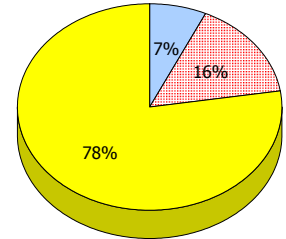
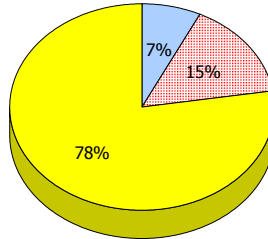
**2012**

Apr 30, 2012 (3)



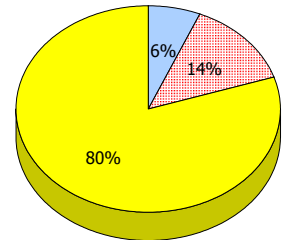
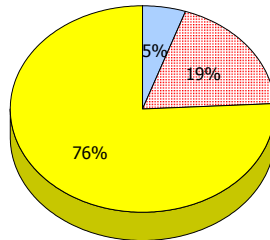
**2011**

AGR (3)



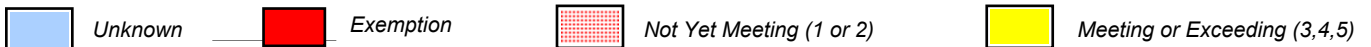
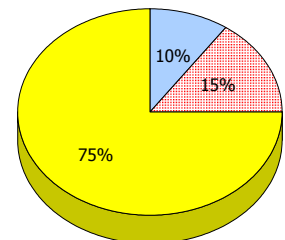
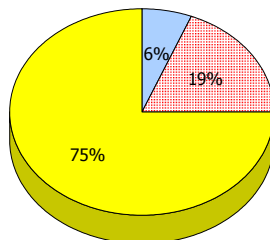
**2010**

AGR (4)



**2009**

AGR (7)



\* In some cases, CRT numbers may exceed AGR numbers based on late enrolments. Pie chart is based on the number of students who wrote the CRT.

\* Reading score is composite of Non Fiction and Poetry.

Mushuau Innu Natuashish School and Sheshatshiu Innu School are excluded from district and provincial results.



District 3 - Nova Central

School #: 174 St. Peter's Academy

**Reading**

**School**

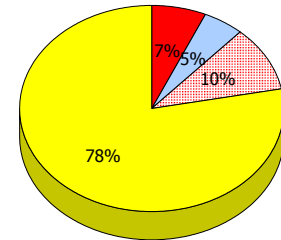
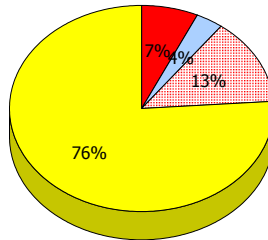
*School data with 5 or fewer students  
withheld for reasons of confidentiality.*

**District**

**Province**

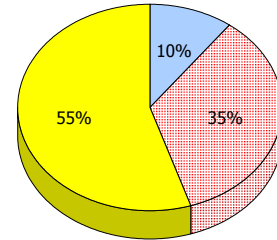
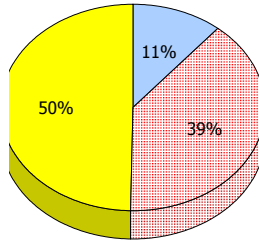
**2012**

Apr 30,  
2012 (3)



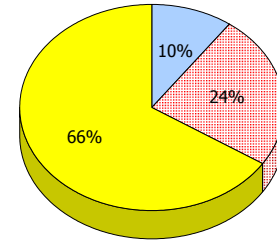
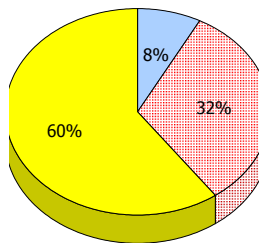
**2011**

AGR (3)



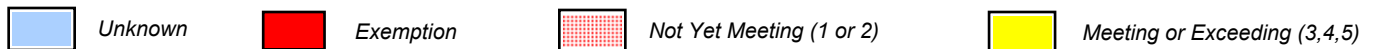
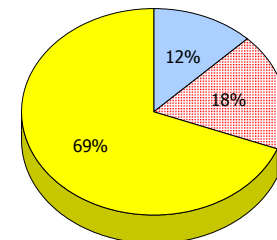
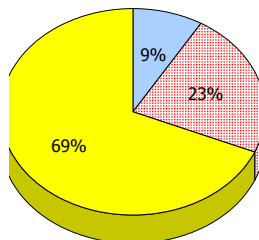
**2010**

AGR (4)



**2009**

AGR (7)



\* In some cases, CRT numbers may exceed AGR numbers based on late enrolments. Pie chart is based on the number of students who wrote the CRT.

\* Reading score is composite of Non Fiction and Poetry.

Mushuau Innu Natuashish School and Sheshatshiu Innu School are excluded from district and provincial results.

District 3 - Nova Central

School #: 174      St. Peter's Academy

**Demand Writing**

*Percentage of students at level 3 or above (2009 - 2012)*

*School data with 5 or fewer students withheld for reasons of confidentiality.*



**Reading**

*Percentage of students at level 3 or above (2009 - 2012)*

*School data with 5 or fewer students withheld for reasons of confidentiality.*



\* In some cases, CRT numbers may exceed AGR numbers based on late enrolments. Pie chart is based on the number of students who wrote the CRT.

\* Reading score is composite of Non Fiction and Poetry.

Mushuau Innu Natuashish School and Sheshatshiu Innu School are excluded from district and provincial results.

District 3 - Nova Central

School #: 177 Greenwood Academy

**Demand Writing**

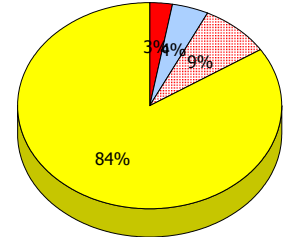
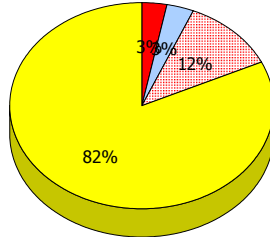
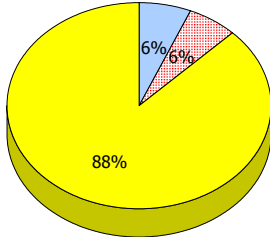
**School**

**District**

**Province**

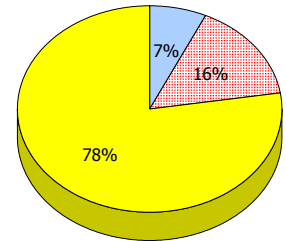
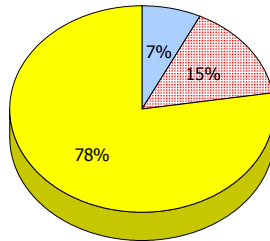
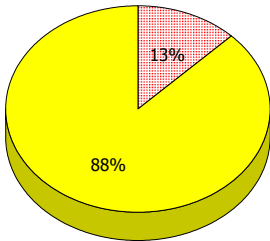
**2012**

Apr 30,  
2012 (16)



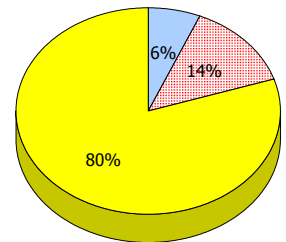
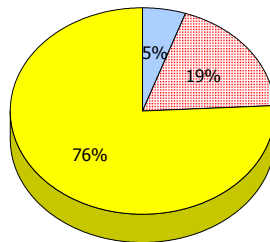
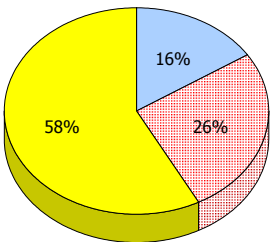
**2011**

AGR (16)



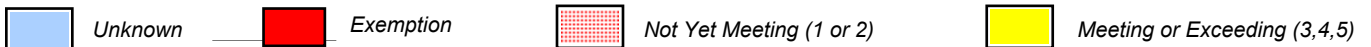
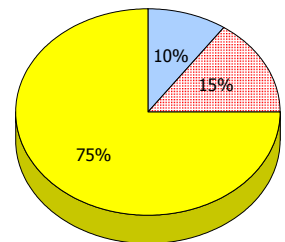
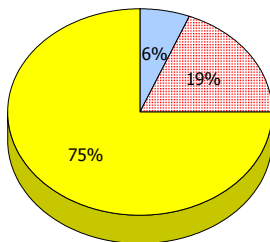
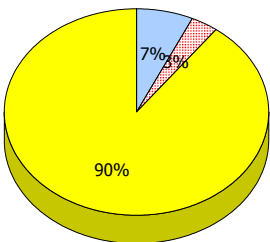
**2010**

AGR (19)



**2009**

AGR (29)



\* In some cases, CRT numbers may exceed AGR numbers based on late enrolments. Pie chart is based on the number of students who wrote the CRT.

\* Reading score is composite of Non Fiction and Poetry.

Mushuau Innu Natuashish School and Sheshatshiu Innu School are excluded from district and provincial results.

Source: Division of Evaluation and Research, Department of Education

District 3 - Nova Central

School #: 177 Greenwood Academy

**Reading**

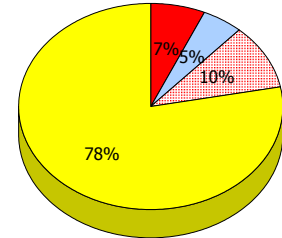
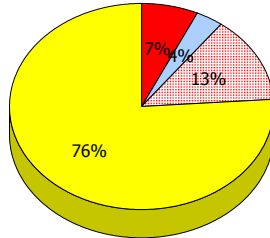
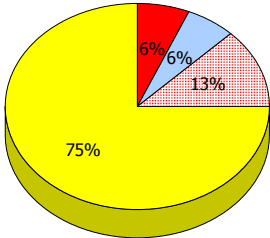
**School**

**District**

**Province**

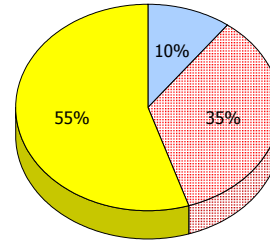
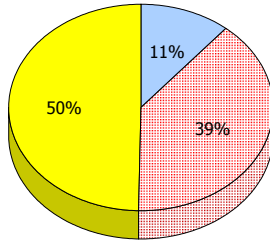
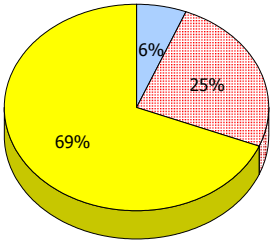
**2012**

Apr 30,  
2012 (16)



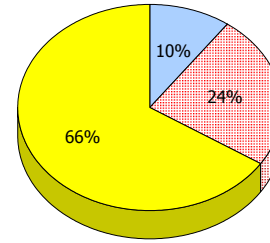
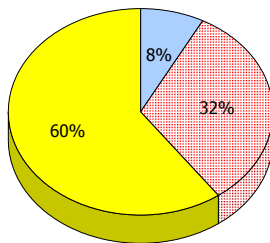
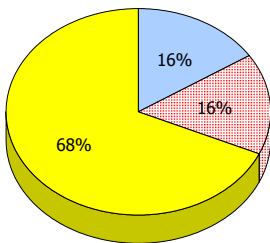
**2011**

AGR (16)



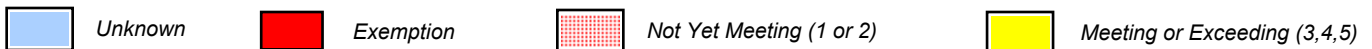
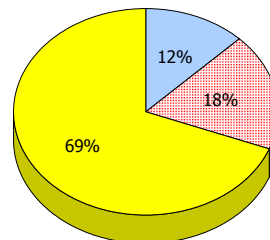
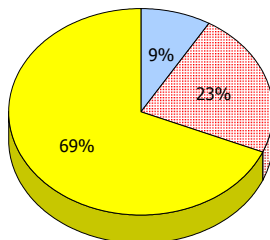
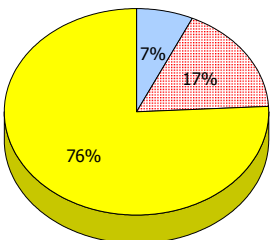
**2010**

AGR (19)



**2009**

AGR (29)



\* In some cases, CRT numbers may exceed AGR numbers based on late enrolments. Pie chart is based on the number of students who wrote the CRT.

\* Reading score is composite of Non Fiction and Poetry.

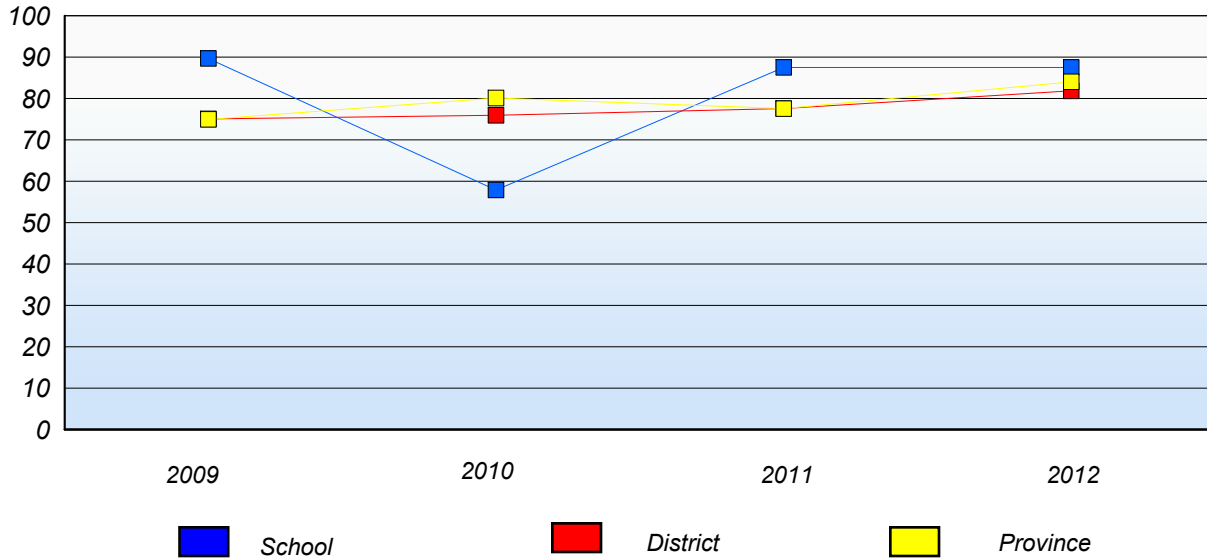
Mushuau Innu Natuashish School and Sheshatshiu Innu School are excluded from district and provincial results.

Source: Division of Evaluation and Research, Department of Education

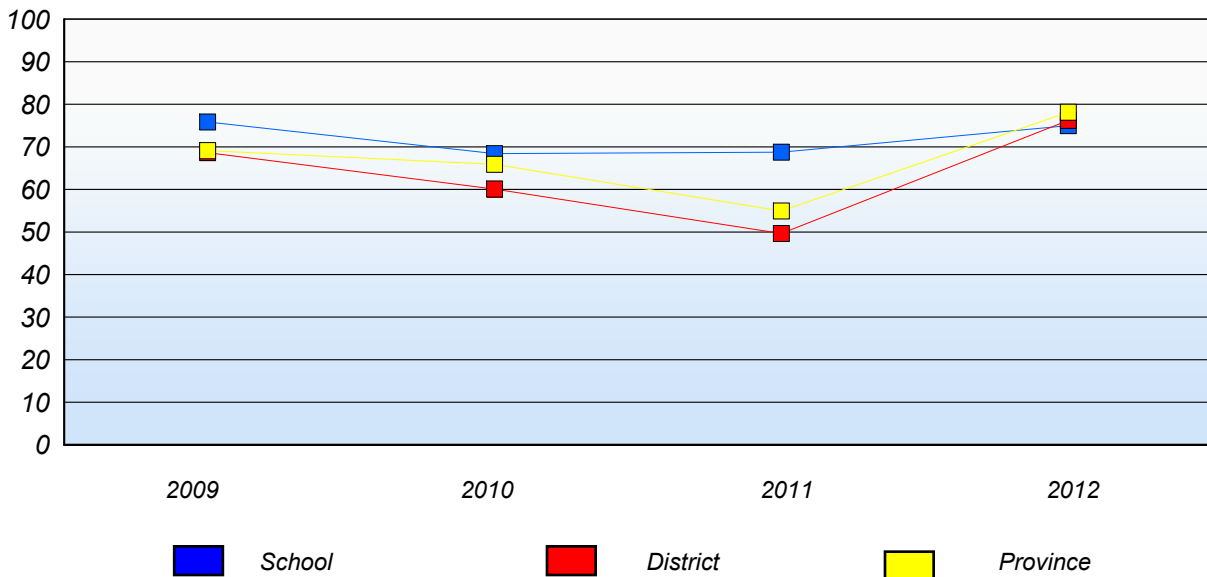
District 3 - Nova Central

School #: 177      Greenwood Academy

**Demand Writing**  
Percentage of students at level 3 or above (2009 - 2012)



**Reading**  
Percentage of students at level 3 or above (2009 - 2012)



\* In some cases, CRT numbers may exceed AGR numbers based on late enrolments. Pie chart is based on the number of students who wrote the CRT.

\* Reading score is composite of Non Fiction and Poetry.

Mushuau Innu Natuashish School and Sheshatshiu Innu School are excluded from district and provincial results.

District 3 - Nova Central

School #: 178 Phoenix Academy

**Demand Writing**

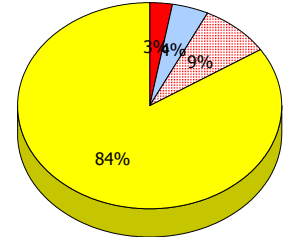
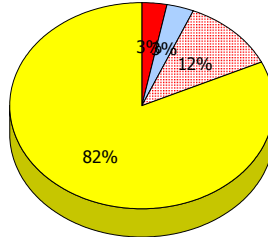
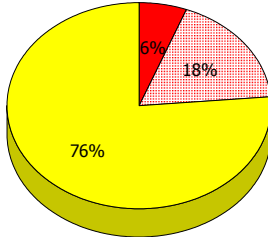
**School**

**District**

**Province**

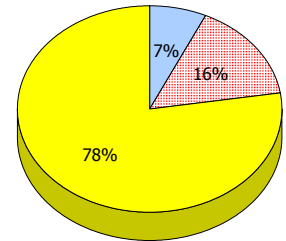
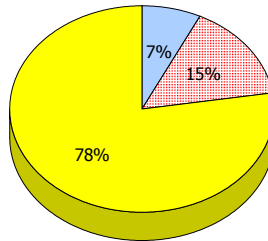
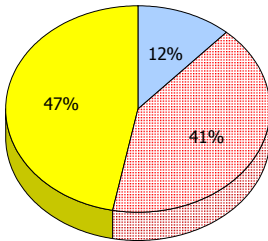
**2012**

Apr 30,  
2012 (17)



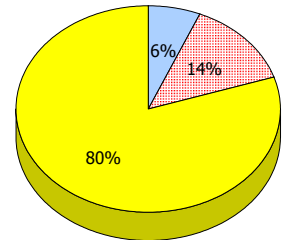
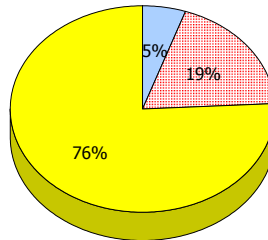
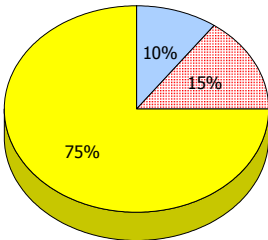
**2011**

AGR (17)



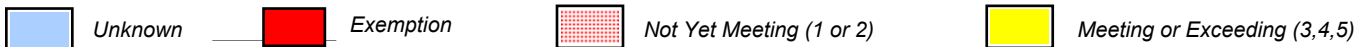
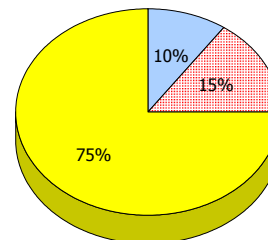
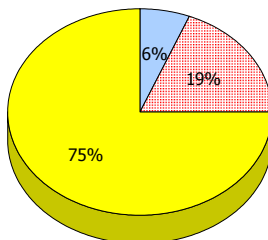
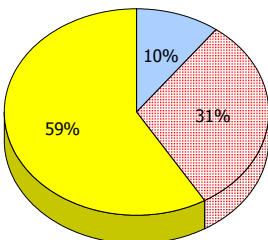
**2010**

AGR (20)



**2009**

AGR (29)



\* In some cases, CRT numbers may exceed AGR numbers based on late enrolments. Pie chart is based on the number of students who wrote the CRT.

\* Reading score is composite of Non Fiction and Poetry.

Mushuau Innu Natuashish School and Sheshatshiu Innu School are excluded from district and provincial results.

District 3 - Nova Central

School #: 178 Phoenix Academy

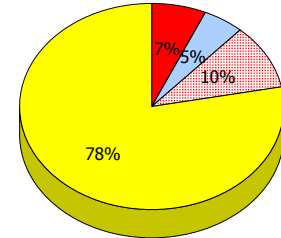
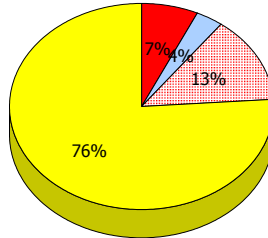
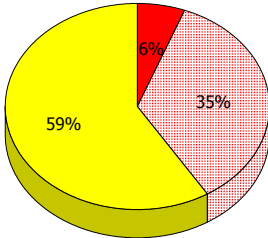
**Reading**

**School**

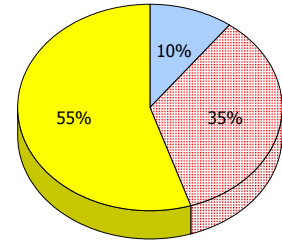
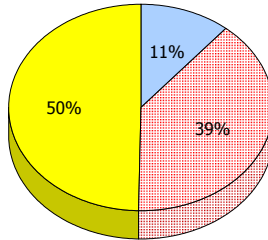
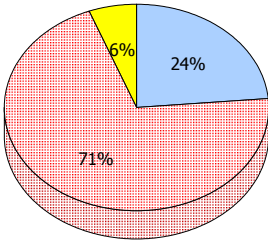
**District**

**Province**

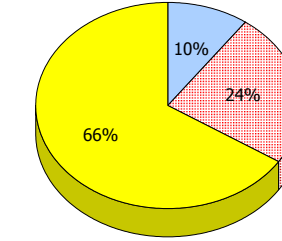
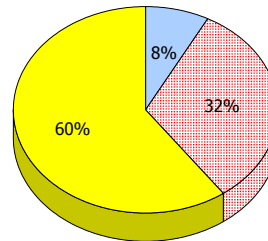
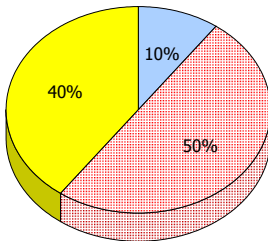
**2012**  
Apr 30,  
2012 (17)



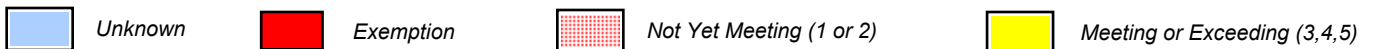
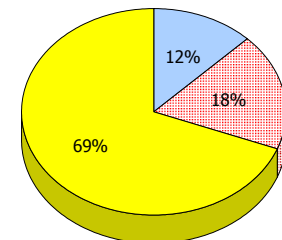
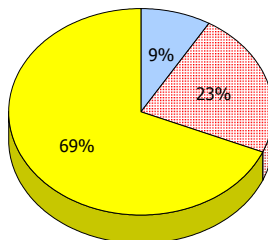
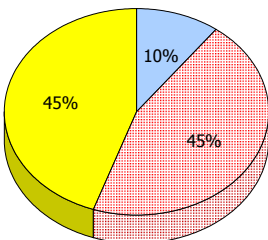
**2011**  
AGR (17)



**2010**  
AGR (20)



**2009**  
AGR (29)



\* In some cases, CRT numbers may exceed AGR numbers based on late enrolments. Pie chart is based on the number of students who wrote the CRT.

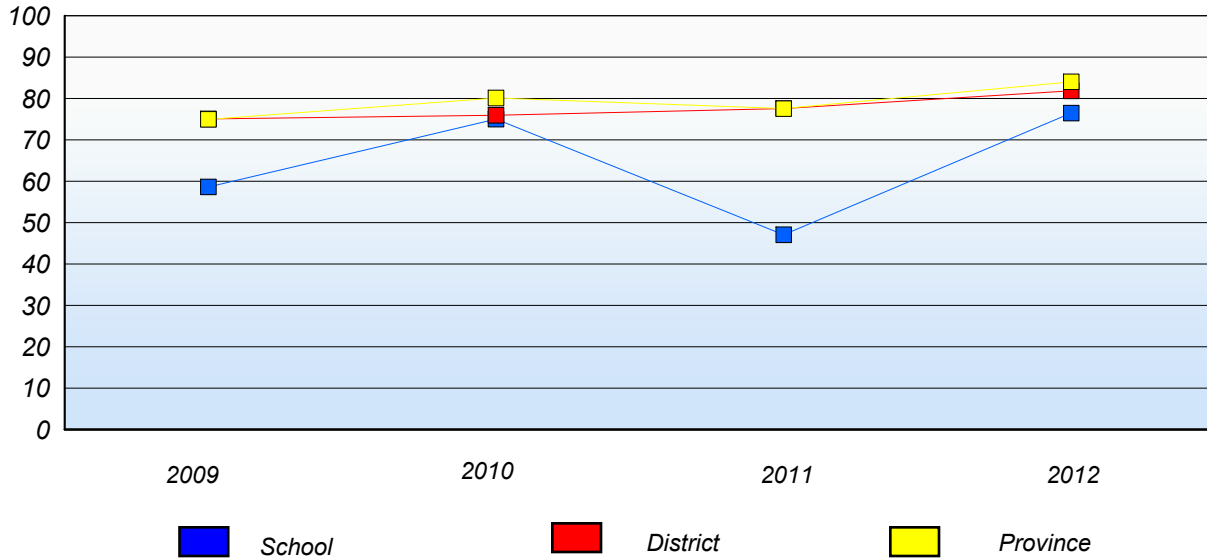
\* Reading score is composite of Non Fiction and Poetry.

Mushuau Innu Natuashish School and Sheshatshiu Innu School are excluded from district and provincial results.

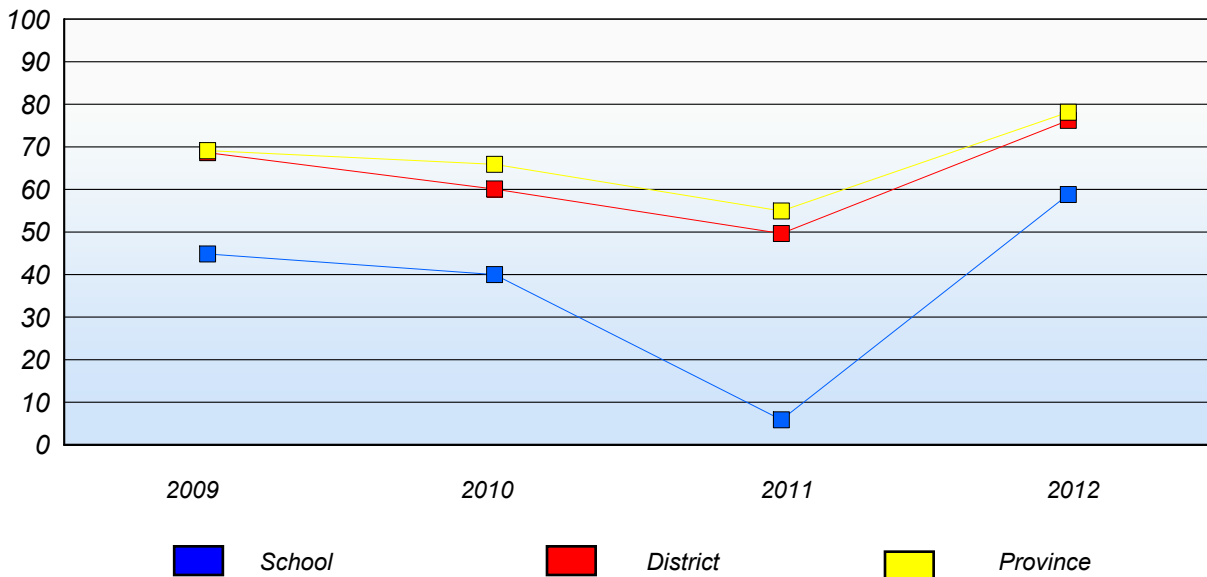
District 3 - Nova Central

School #: 178 Phoenix Academy

**Demand Writing**  
Percentage of students at level 3 or above (2009 - 2012)



**Reading**  
Percentage of students at level 3 or above (2009 - 2012)



\* In some cases, CRT numbers may exceed AGR numbers based on late enrolments. Pie chart is based on the number of students who wrote the CRT.

\* Reading score is composite of Non Fiction and Poetry.

Mushuau Innu Natuashish School and Sheshatshiu Innu School are excluded from district and provincial results.



District 3 - Nova Central

School #: 179 Centreville Academy

**Demand Writing**

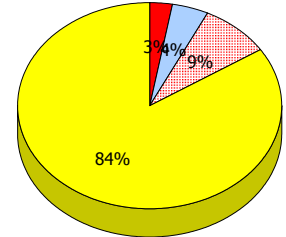
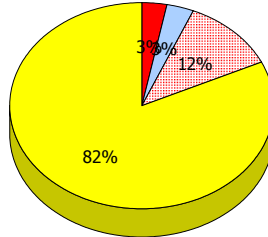
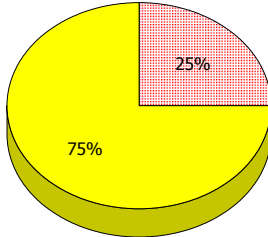
**School**

**District**

**Province**

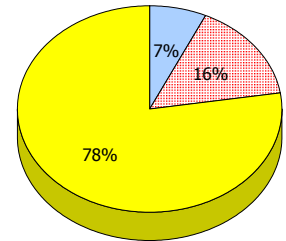
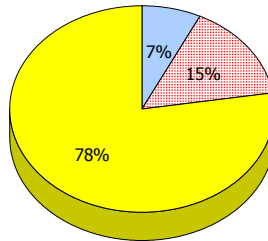
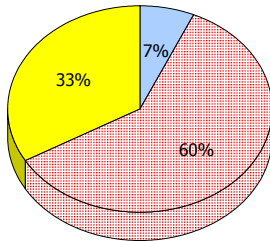
**2012**

Apr 30,  
2012 (8)



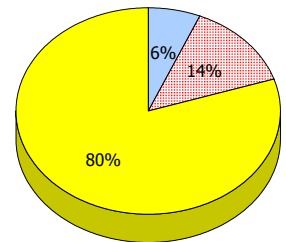
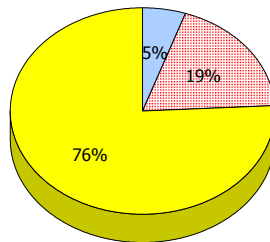
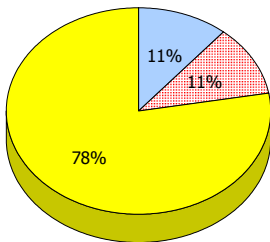
**2011**

AGR (15)



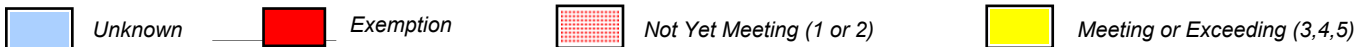
**2010**

AGR (9)



**2009**

AGR (0)



\* In some cases, CRT numbers may exceed AGR numbers based on late enrolments. Pie chart is based on the number of students who wrote the CRT.

\* Reading score is composite of Non Fiction and Poetry.

Mushuau Innu Natuashish School and Sheshatshiu Innu School are excluded from district and provincial results.

District 3 - Nova Central

School #: 179 Centreville Academy

**Reading**

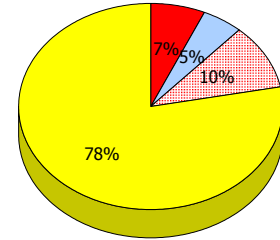
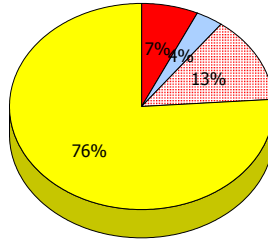
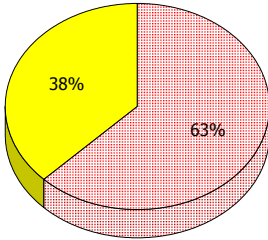
**School**

**District**

**Province**

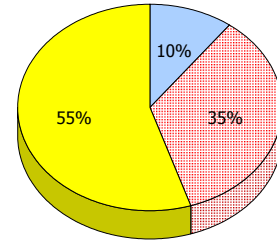
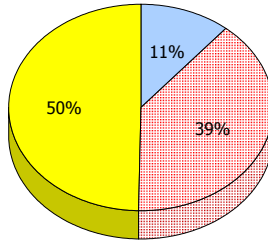
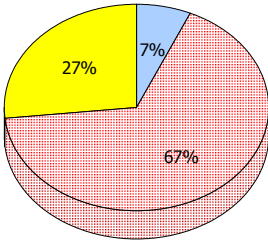
**2012**

Apr 30,  
2012 (8)



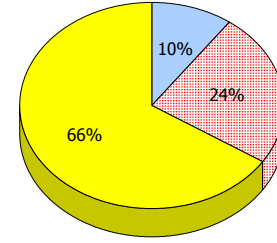
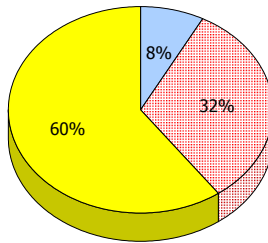
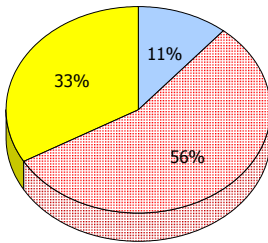
**2011**

AGR (15)



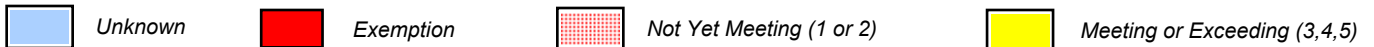
**2010**

AGR (9)



**2009**

AGR (0)



\* In some cases, CRT numbers may exceed AGR numbers based on late enrolments. Pie chart is based on the number of students who wrote the CRT.

\* Reading score is composite of Non Fiction and Poetry.

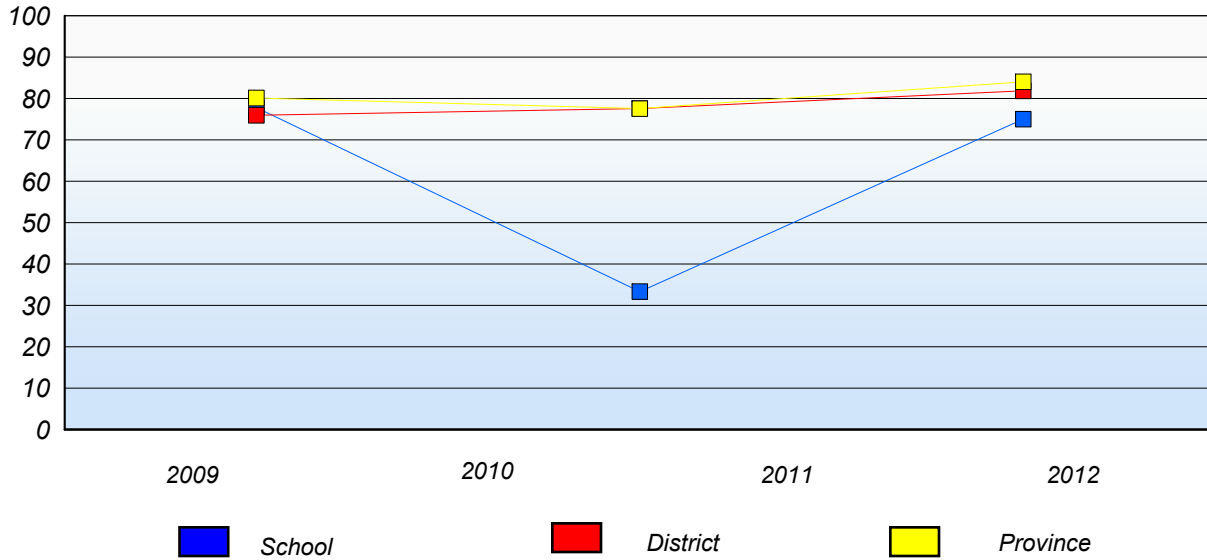
Mushuau Innu Natuashish School and Sheshatshiu Innu School are excluded from district and provincial results.

Source: Division of Evaluation and Research, Department of Education

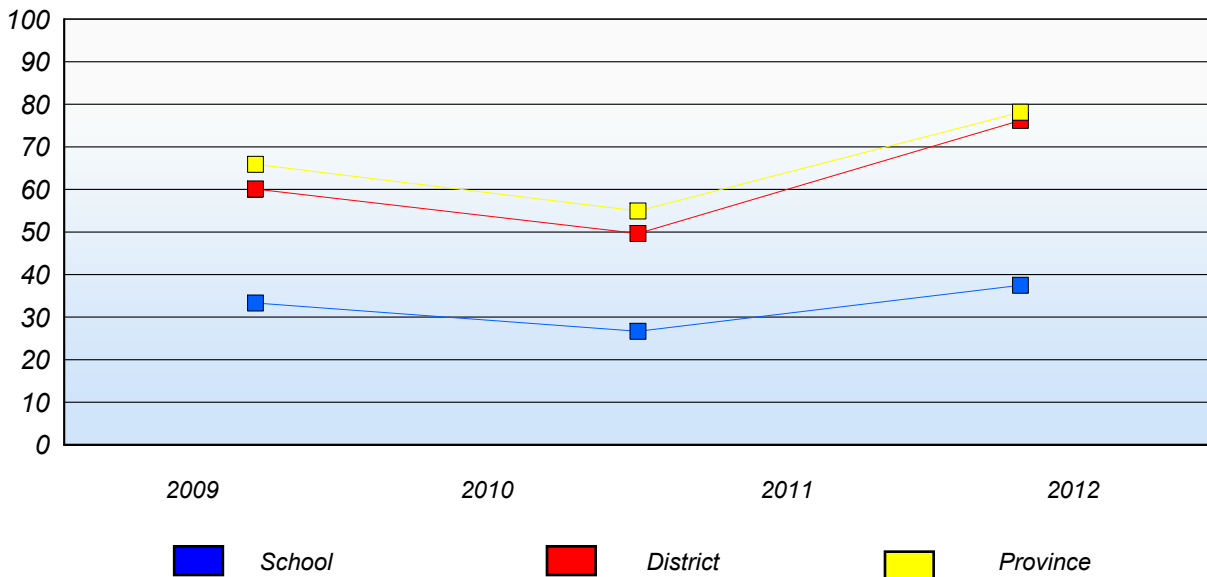
District 3 - Nova Central

School #: 179      Centreville Academy

**Demand Writing**  
Percentage of students at level 3 or above (2009 - 2012)



**Reading**  
Percentage of students at level 3 or above (2009 - 2012)



\* In some cases, CRT numbers may exceed AGR numbers based on late enrolments. Pie chart is based on the number of students who wrote the CRT.

\* Reading score is composite of Non Fiction and Poetry.

Mushuau Innu Natuashish School and Sheshatshiu Innu School are excluded from district and provincial results.

District 3 - Nova Central

School #: 180 A. R. Scammell Academy

**Demand Writing**

**School**

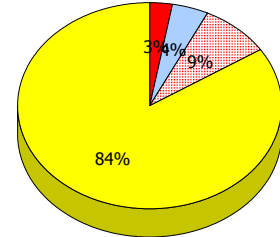
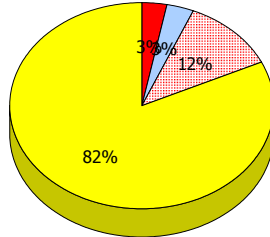
*School data with 5 or fewer students  
withheld for reasons of confidentiality.*

**District**

**Province**

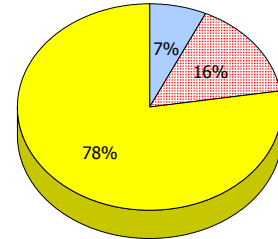
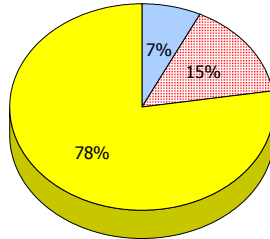
**2012**

Apr 30,  
2012 (1)



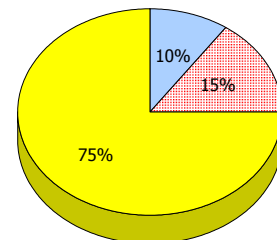
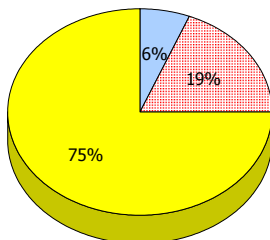
**2011**

AGR (5)



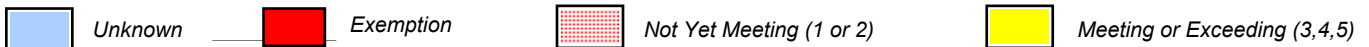
**2010**

AGR (0)



**2009**

AGR (2)



\* In some cases, CRT numbers may exceed AGR numbers based on late enrolments. Pie chart is based on the number of students who wrote the CRT.

\* Reading score is composite of Non Fiction and Poetry.

Mushuau Innu Natuashish School and Sheshatshiu Innu School are excluded from district and provincial results.

District 3 - Nova Central

School #: 180 A. R. Scammell Academy

**Reading**

**School**

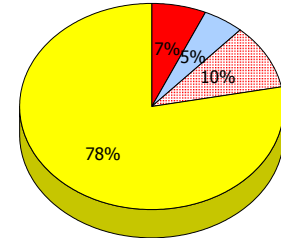
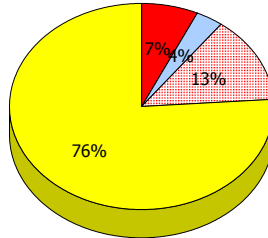
*School data with 5 or fewer students  
withheld for reasons of confidentiality.*

**District**

**Province**

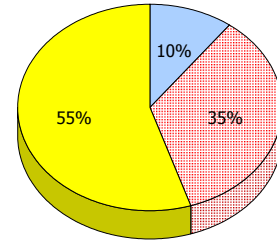
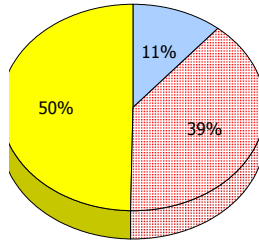
**2012**

Apr 30,  
2012 (1)



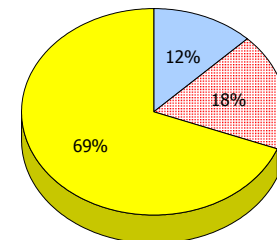
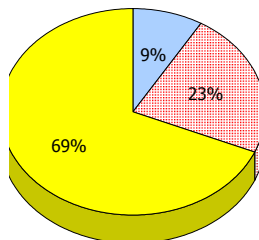
**2011**

AGR (5)



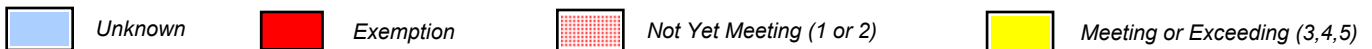
**2010**

AGR (0)



**2009**

AGR (2)



\* In some cases, CRT numbers may exceed AGR numbers based on late enrolments. Pie chart is based on the number of students who wrote the CRT.

\* Reading score is composite of Non Fiction and Poetry.

Mushuau Innu Natuashish School and Sheshatshiu Innu School are excluded from district and provincial results.

District 3 - Nova Central

School #: 180      A. R. Scammell Academy

***Demand Writing***

*Percentage of students at level 3 or above (2009 - 2012)*

*School data with 5 or fewer students withheld for reasons of confidentiality.*



***Reading***

*Percentage of students at level 3 or above (2009 - 2012)*

*School data with 5 or fewer students withheld for reasons of confidentiality.*



\* In some cases, CRT numbers may exceed AGR numbers based on late enrolments. Pie chart is based on the number of students who wrote the CRT.

\* Reading score is composite of Non Fiction and Poetry.

Mushuau Innu Natuashish School and Sheshatshiu Innu School are excluded from district and provincial results.

District 3 - Nova Central

School #: 183 William Mercer Academy

**Demand Writing**

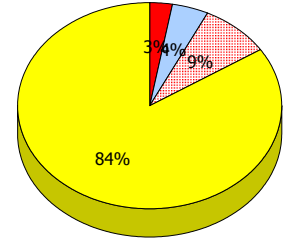
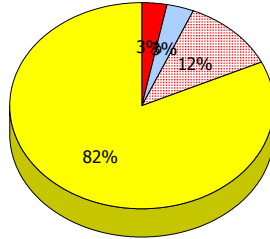
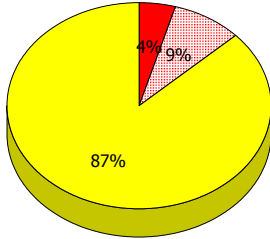
**School**

**District**

**Province**

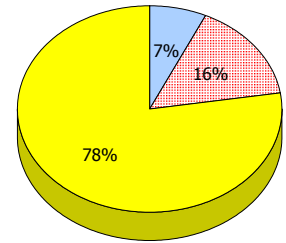
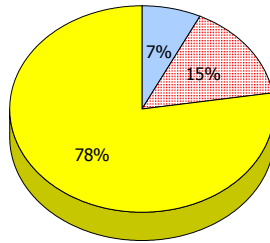
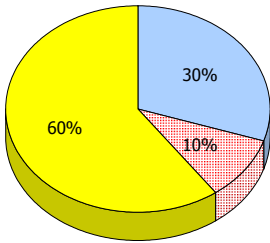
**2012**

Apr 30,  
2012 (25)



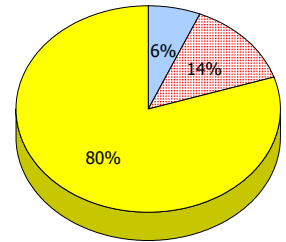
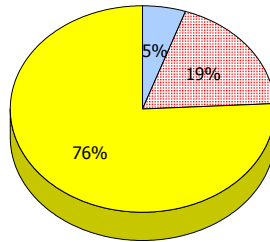
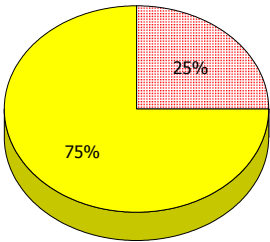
**2011**

AGR (10)



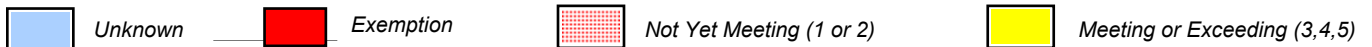
**2010**

AGR (16)



**2009**

AGR (0)



\* In some cases, CRT numbers may exceed AGR numbers based on late enrolments. Pie chart is based on the number of students who wrote the CRT.

\* Reading score is composite of Non Fiction and Poetry.

Mushuau Innu Natuashish School and Sheshatshiu Innu School are excluded from district and provincial results.

Source: Division of Evaluation and Research, Department of Education

District 3 - Nova Central

School #: 183 William Mercer Academy

**Reading**

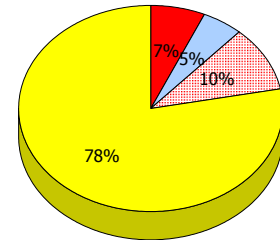
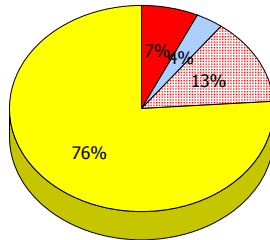
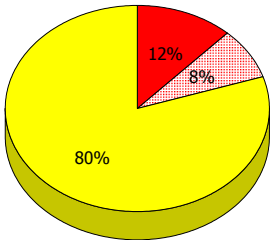
**School**

**District**

**Province**

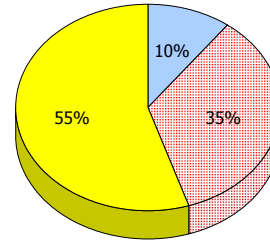
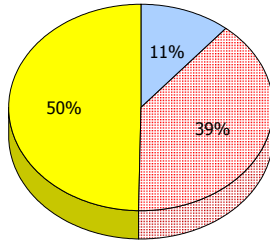
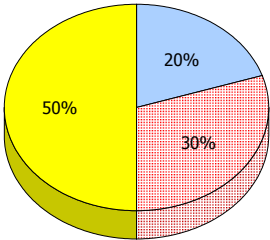
**2012**

Apr 30,  
2012 (25)



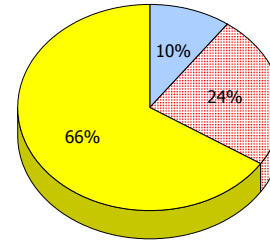
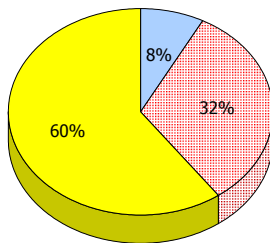
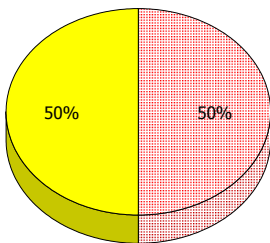
**2011**

AGR (10)



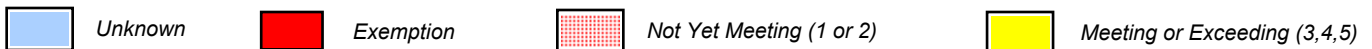
**2010**

AGR (16)



**2009**

AGR (0)



\* In some cases, CRT numbers may exceed AGR numbers based on late enrolments. Pie chart is based on the number of students who wrote the CRT.

\* Reading score is composite of Non Fiction and Poetry.

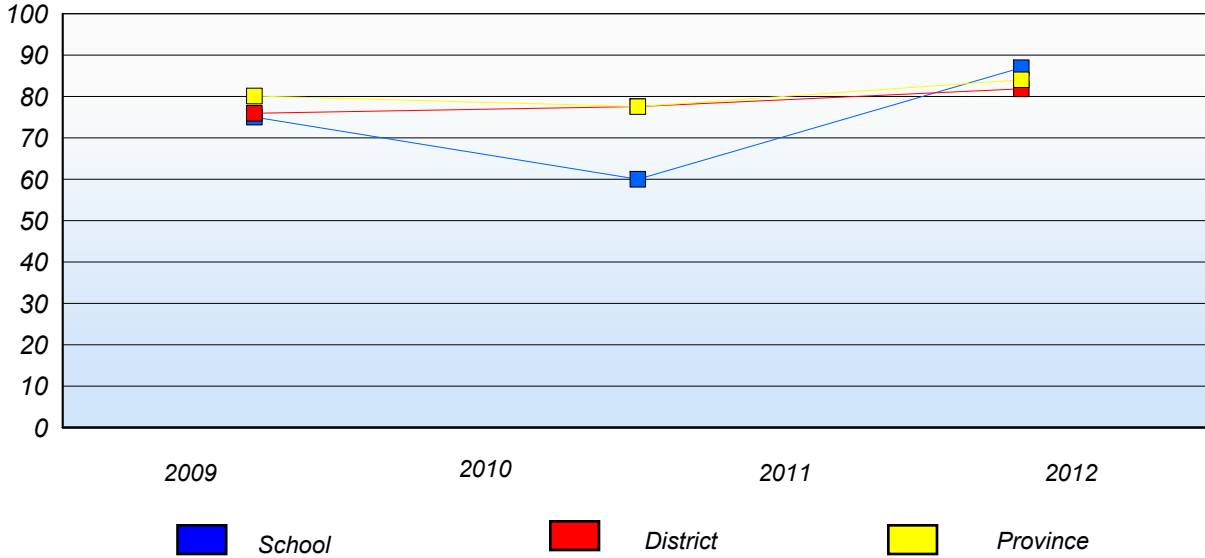
Mushuau Innu Natuashish School and Sheshatshiu Innu School are excluded from district and provincial results.



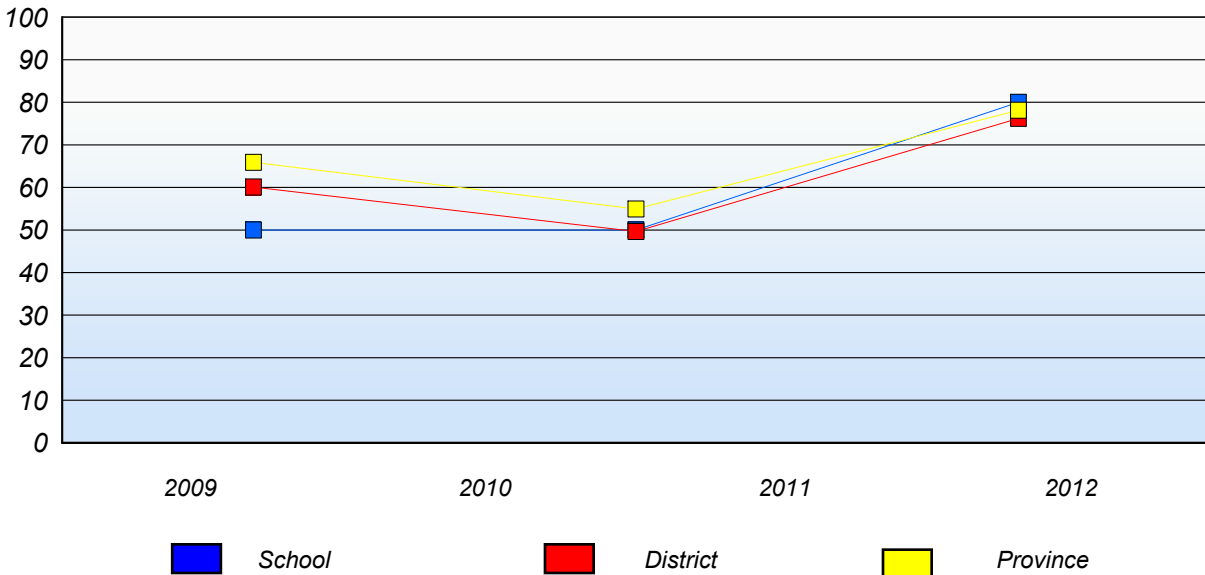
District 3 - Nova Central

School #: 183 William Mercer Academy

**Demand Writing**  
Percentage of students at level 3 or above (2009 - 2012)



**Reading**  
Percentage of students at level 3 or above (2009 - 2012)



\* In some cases, CRT numbers may exceed AGR numbers based on late enrolments. Pie chart is based on the number of students who wrote the CRT.

\* Reading score is composite of Non Fiction and Poetry.

Mushuau Innu Natuashish School and Sheshatshiu Innu School are excluded from district and provincial results.

District 3 - Nova Central

School #: 192 Lumsden Academy

**Demand Writing**

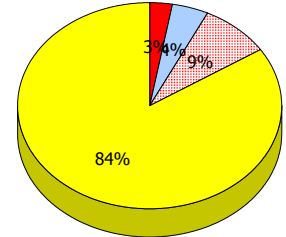
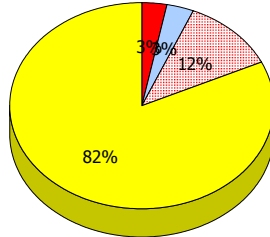
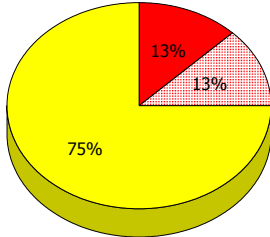
**School**

**District**

**Province**

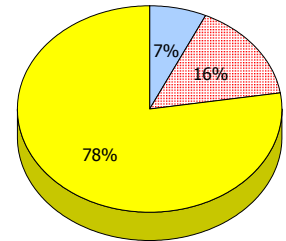
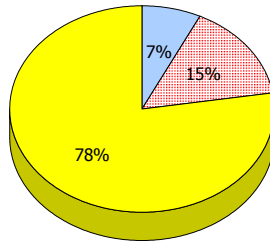
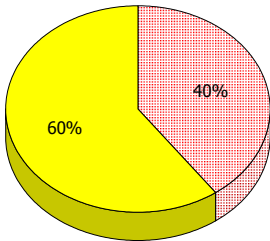
**2012**

Apr 30,  
2012 (8)



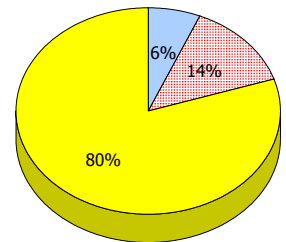
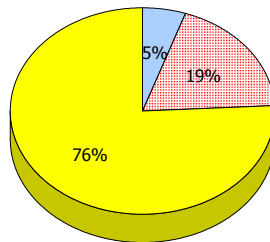
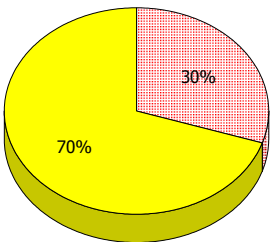
**2011**

AGR (5)



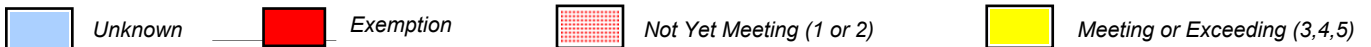
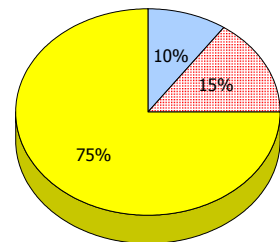
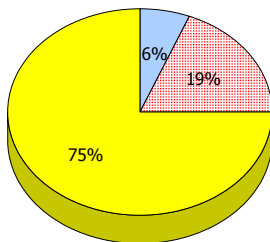
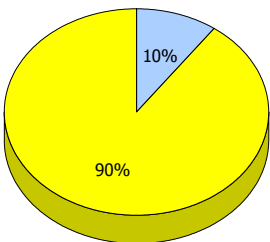
**2010**

AGR (10)



**2009**

AGR (10)



\* In some cases, CRT numbers may exceed AGR numbers based on late enrolments. Pie chart is based on the number of students who wrote the CRT.

\* Reading score is composite of Non Fiction and Poetry.

Mushuau Innu Natuashish School and Sheshatshiu Innu School are excluded from district and provincial results.

Source: Division of Evaluation and Research, Department of Education

District 3 - Nova Central

School #: 192 Lumsden Academy

**Reading**

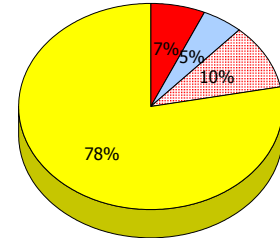
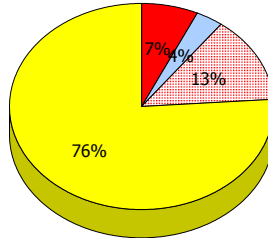
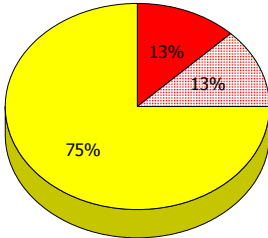
**School**

**District**

**Province**

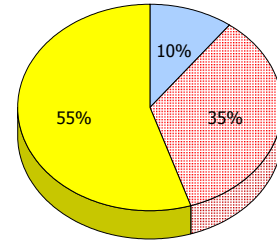
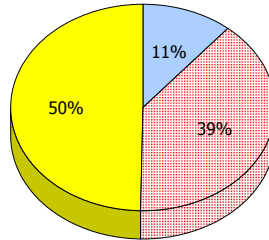
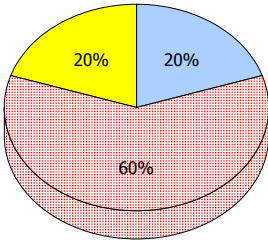
**2012**

Apr 30,  
2012 (8)



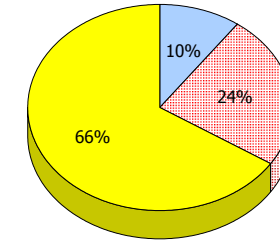
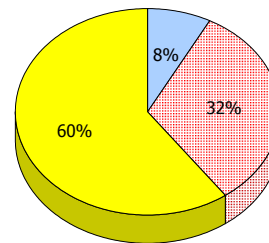
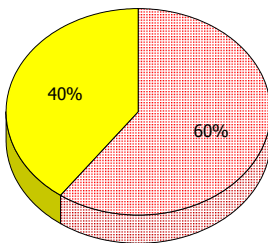
**2011**

AGR (5)



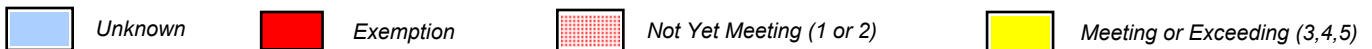
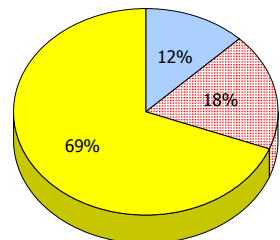
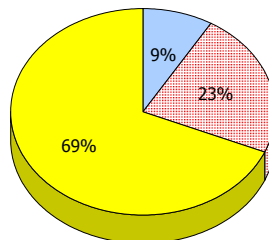
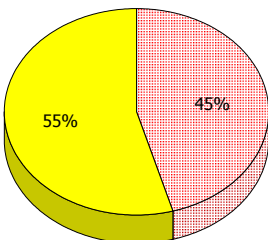
**2010**

AGR (10)



**2009**

AGR (10)



\* In some cases, CRT numbers may exceed AGR numbers based on late enrolments. Pie chart is based on the number of students who wrote the CRT.

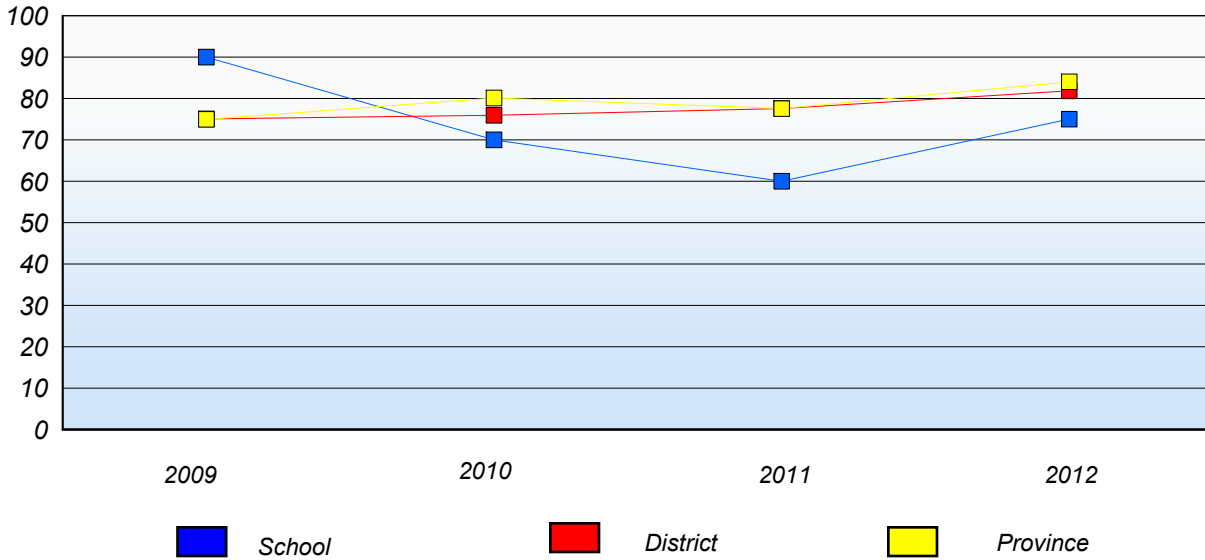
\* Reading score is composite of Non Fiction and Poetry.

Mushuau Innu Natuashish School and Sheshatshiu Innu School are excluded from district and provincial results.

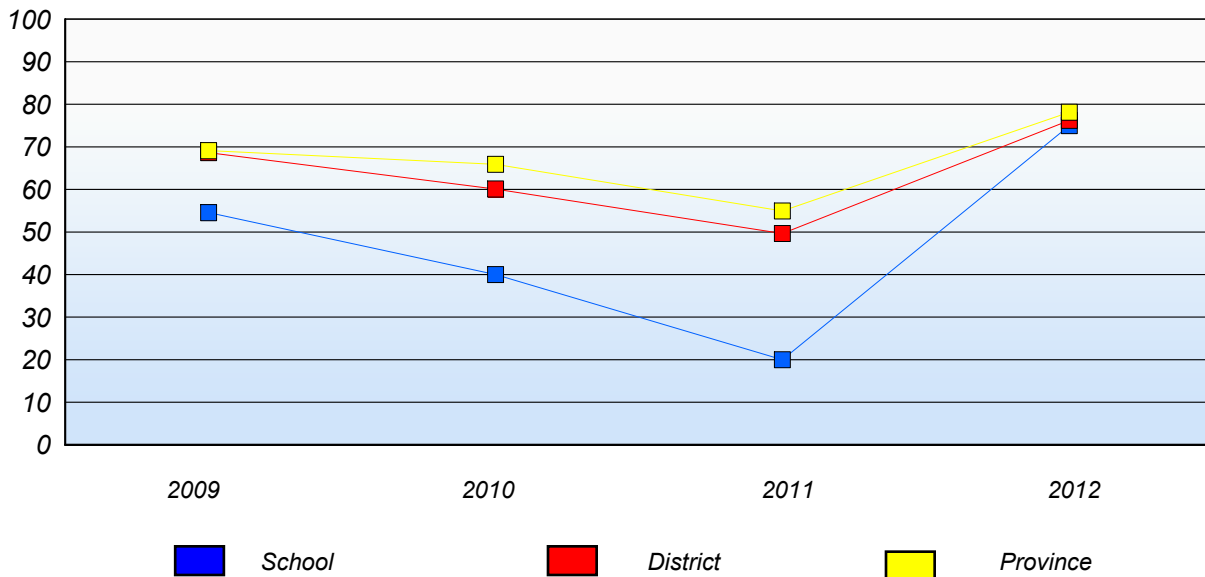
District 3 - Nova Central

School #: 192      Lumsden Academy

**Demand Writing**  
 Percentage of students at level 3 or above (2009 - 2012)



**Reading**  
 Percentage of students at level 3 or above (2009 - 2012)



\* In some cases, CRT numbers may exceed AGR numbers based on late enrolments. Pie chart is based on the number of students who wrote the CRT.

\* Reading score is composite of Non Fiction and Poetry.

Mushuau Innu Natuashish School and Sheshatshiu Innu School are excluded from district and provincial results.

District 3 - Nova Central

School #: 194 Gill Memorial Academy

**Demand Writing**

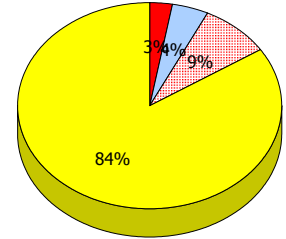
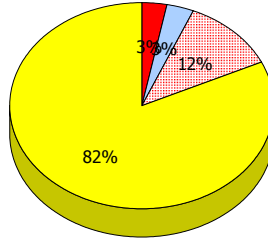
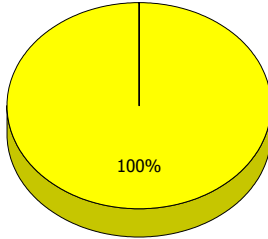
School

District

Province

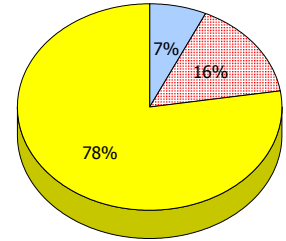
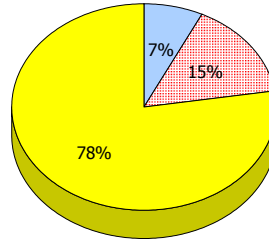
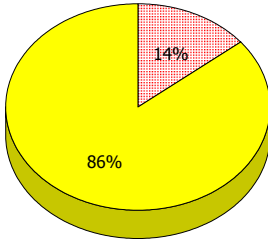
**2012**

Apr 30,  
2012 (18)



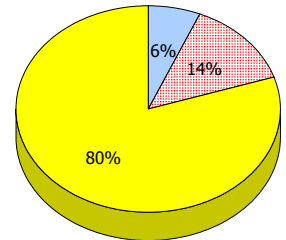
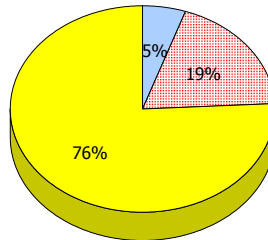
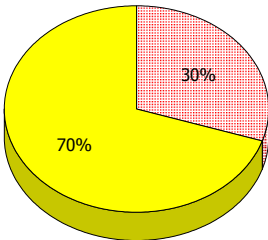
**2011**

AGR (6)



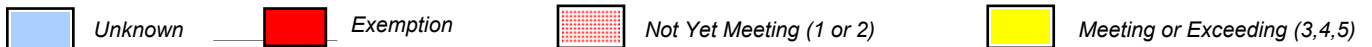
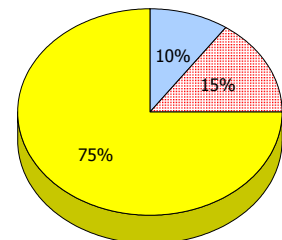
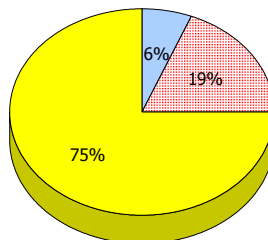
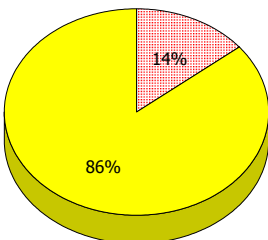
**2010**

AGR (10)



**2009**

AGR (7)



\* In some cases, CRT numbers may exceed AGR numbers based on late enrolments. Pie chart is based on the number of students who wrote the CRT.

\* Reading score is composite of Non Fiction and Poetry.

Mushuau Innu Natuashish School and Sheshatshiu Innu School are excluded from district and provincial results.

Source: Division of Evaluation and Research, Department of Education

District 3 - Nova Central

School #: 194 Gill Memorial Academy

**Reading**

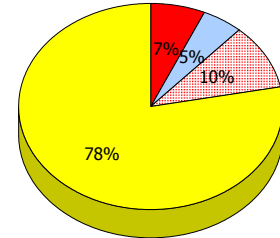
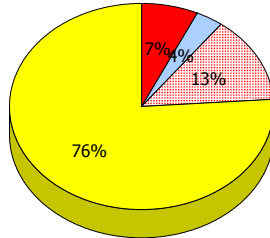
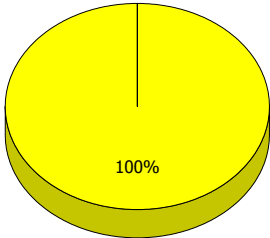
**School**

**District**

**Province**

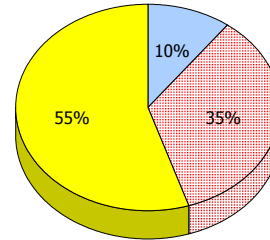
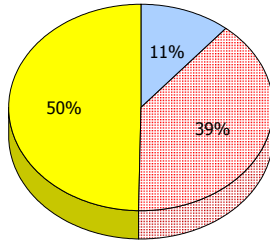
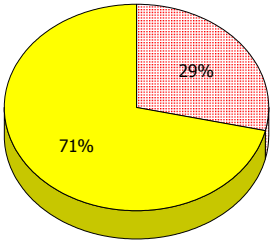
**2012**

Apr 30,  
2012 (18)



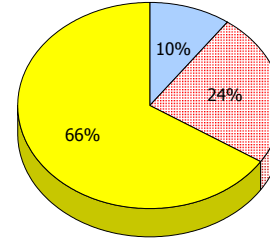
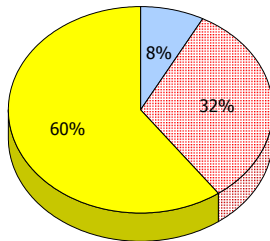
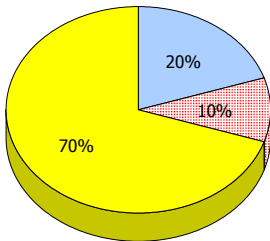
**2011**

AGR (6)



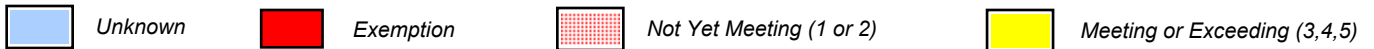
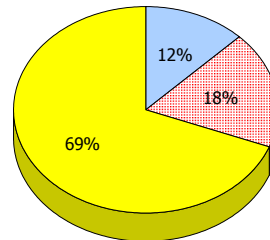
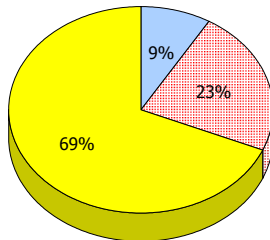
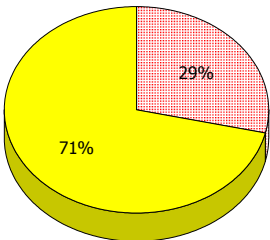
**2010**

AGR (10)



**2009**

AGR (7)



\* In some cases, CRT numbers may exceed AGR numbers based on late enrolments. Pie chart is based on the number of students who wrote the CRT.

\* Reading score is composite of Non Fiction and Poetry.

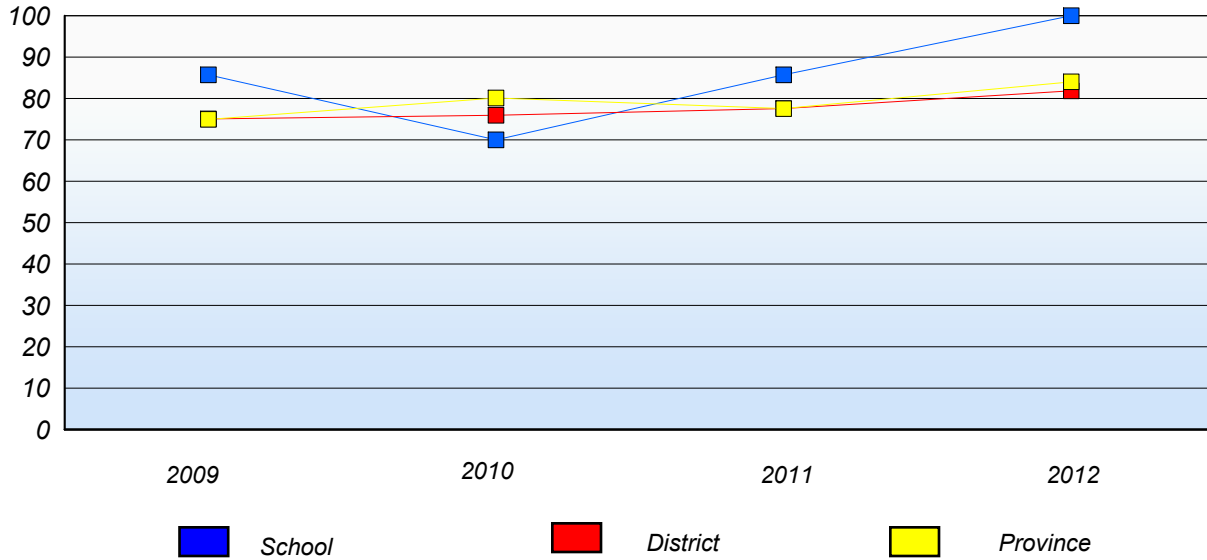
Mushuau Innu Natuashish School and Sheshatshiu Innu School are excluded from district and provincial results.

Source: Division of Evaluation and Research, Department of Education

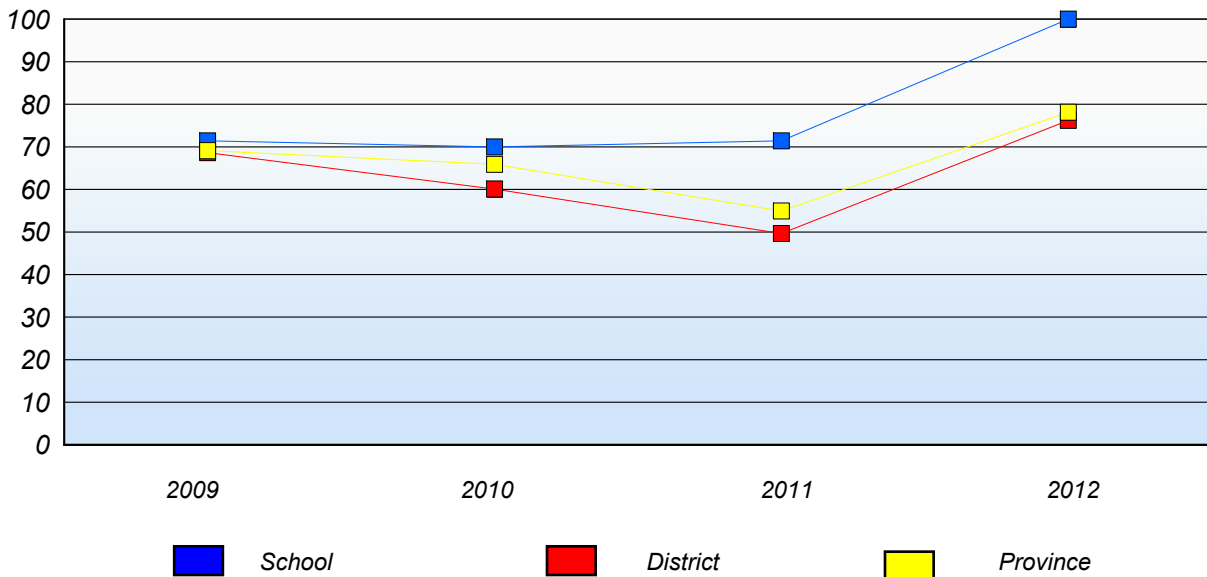
District 3 - Nova Central

School #: 194 Gill Memorial Academy

**Demand Writing**  
Percentage of students at level 3 or above (2009 - 2012)



**Reading**  
Percentage of students at level 3 or above (2009 - 2012)



\* In some cases, CRT numbers may exceed AGR numbers based on late enrolments. Pie chart is based on the number of students who wrote the CRT.

\* Reading score is composite of Non Fiction and Poetry.

Mushuau Innu Natuashish School and Sheshatshiu Innu School are excluded from district and provincial results.

District 3 - Nova Central

School #: 196 St. Gabriel's AG

**Demand Writing**

**School**

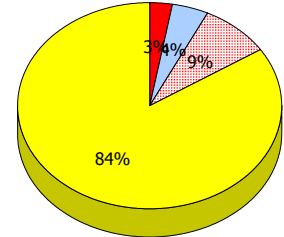
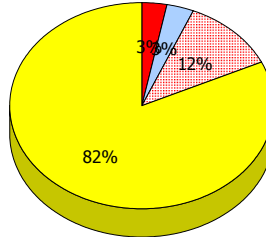
*School data with 5 or fewer students  
withheld for reasons of confidentiality.*

**District**

**Province**

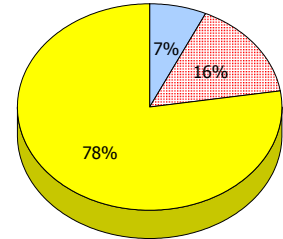
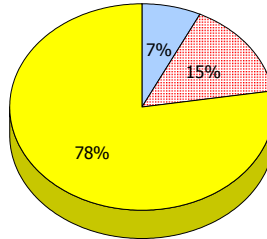
**2012**

Apr 30,  
2012 (2)



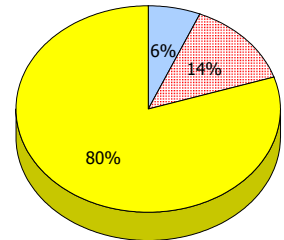
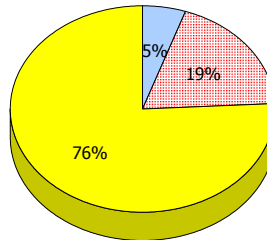
**2011**

AGR (2)



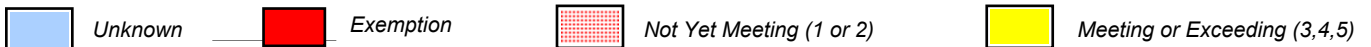
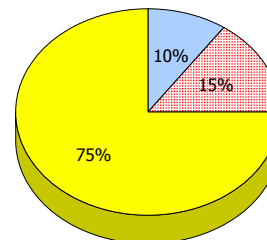
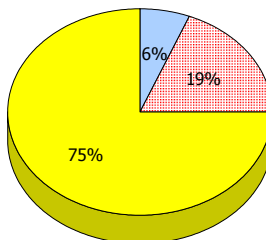
**2010**

AGR (2)



**2009**

AGR (2)



\* In some cases, CRT numbers may exceed AGR numbers based on late enrolments. Pie chart is based on the number of students who wrote the CRT.

\* Reading score is composite of Non Fiction and Poetry.

Mushuau Innu Natuashish School and Sheshatshiu Innu School are excluded from district and provincial results.



District 3 - Nova Central

School #: 196 St. Gabriel's AG

**Reading**

**School**

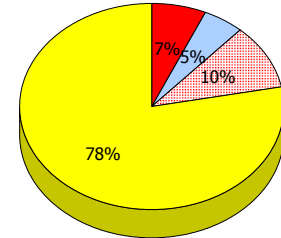
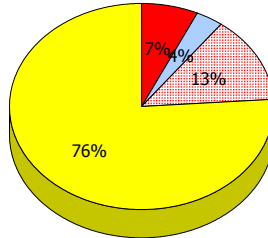
*School data with 5 or fewer students  
withheld for reasons of confidentiality.*

**District**

**Province**

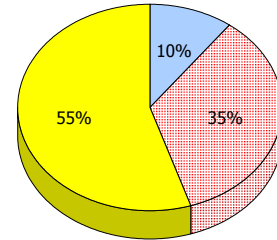
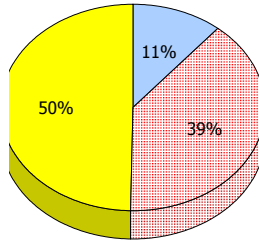
**2012**

Apr 30,  
2012 (2)



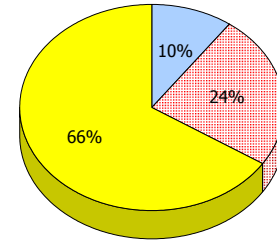
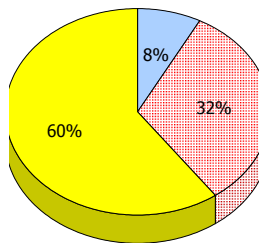
**2011**

AGR (2)



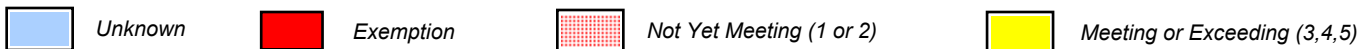
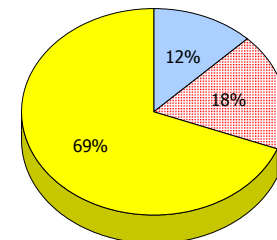
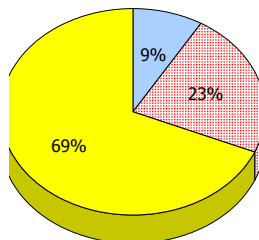
**2010**

AGR (2)



**2009**

AGR (2)



\* In some cases, CRT numbers may exceed AGR numbers based on late enrolments. Pie chart is based on the number of students who wrote the CRT.

\* Reading score is composite of Non Fiction and Poetry.

Mushuau Innu Natuashish School and Sheshatshiu Innu School are excluded from district and provincial results.



District 3 - Nova Central

School #: 201 J.M. Olds Collegiate

**Demand Writing**

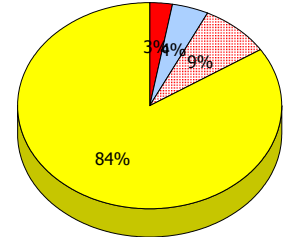
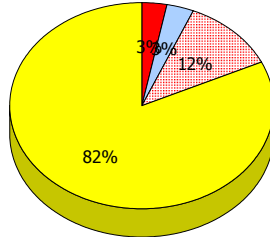
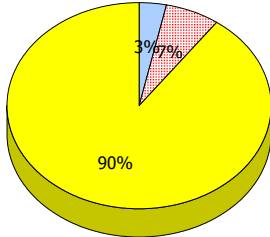
**School**

**District**

**Province**

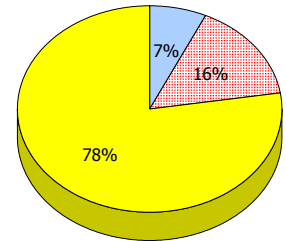
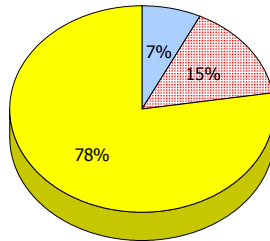
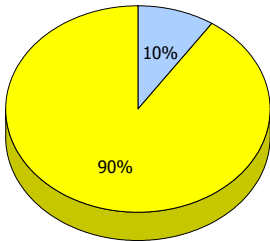
**2012**

Apr 30,  
2012 (30)



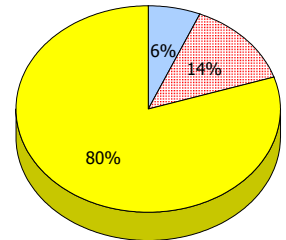
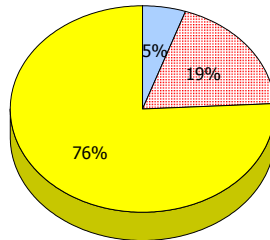
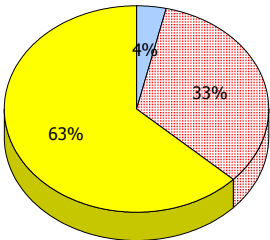
**2011**

AGR (21)



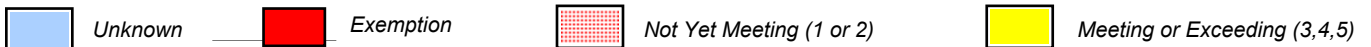
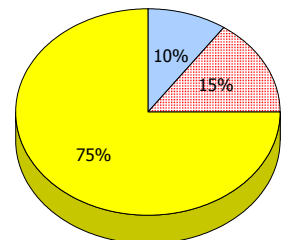
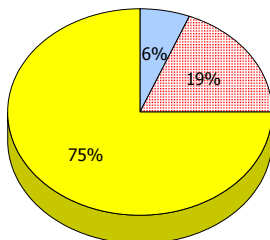
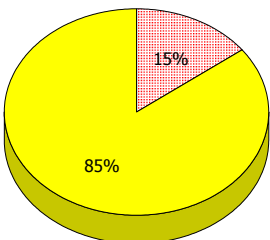
**2010**

AGR (27)



**2009**

AGR (27)



\* In some cases, CRT numbers may exceed AGR numbers based on late enrolments. Pie chart is based on the number of students who wrote the CRT.

\* Reading score is composite of Non Fiction and Poetry.

Mushuau Innu Natuashish School and Sheshatshiu Innu School are excluded from district and provincial results.

District 3 - Nova Central

School #: 201 J.M. Olds Collegiate

**Reading**

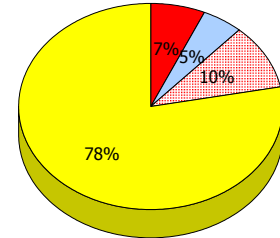
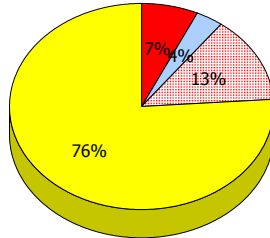
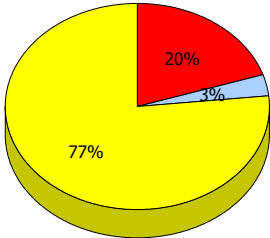
**School**

**District**

**Province**

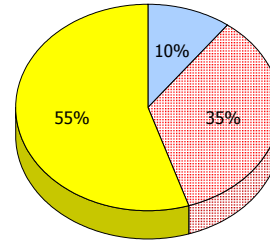
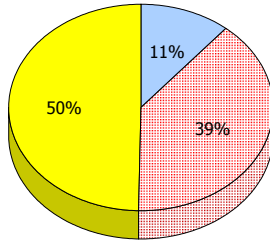
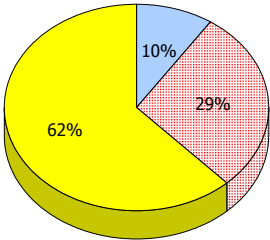
**2012**

Apr 30,  
2012 (30)



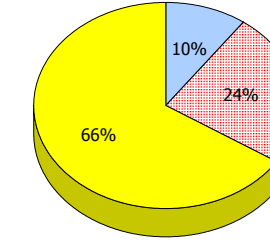
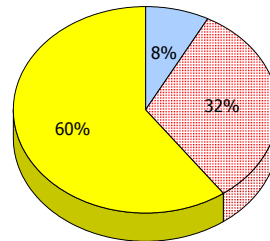
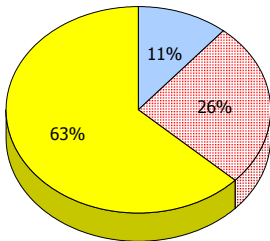
**2011**

AGR (21)



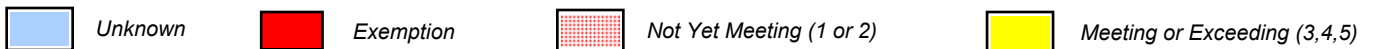
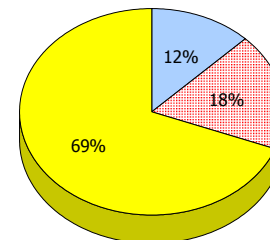
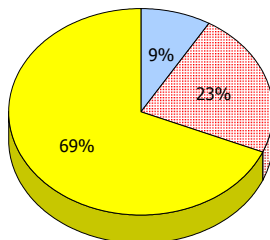
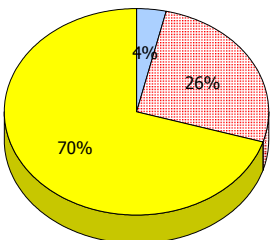
**2010**

AGR (27)



**2009**

AGR (27)



\* In some cases, CRT numbers may exceed AGR numbers based on late enrolments. Pie chart is based on the number of students who wrote the CRT.

\* Reading score is composite of Non Fiction and Poetry.

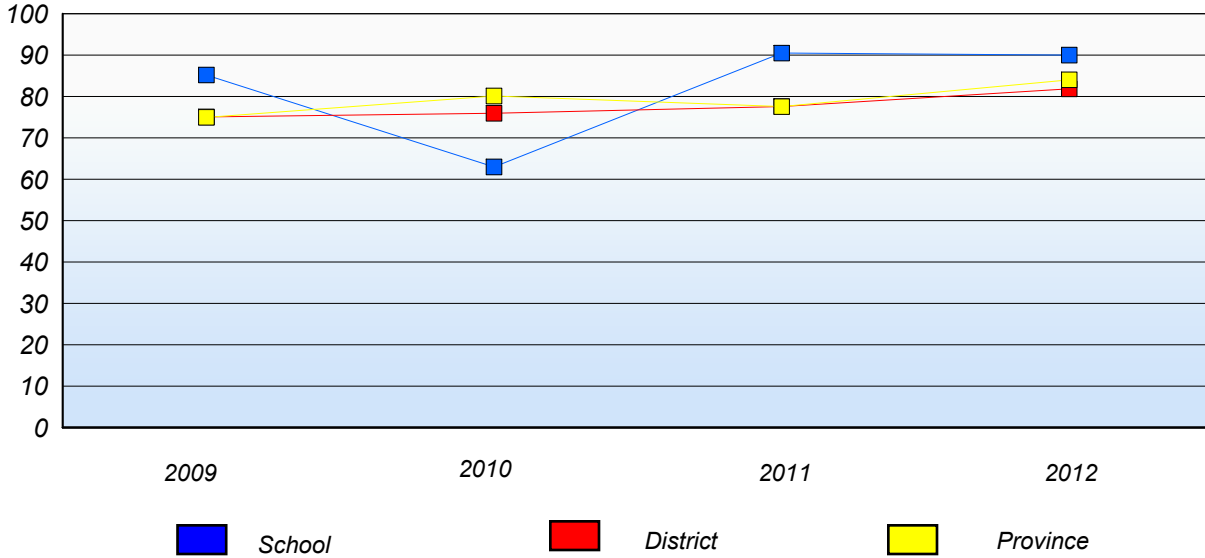
Mushuau Innu Natuashish School and Sheshatshiu Innu School are excluded from district and provincial results.

Source: Division of Evaluation and Research, Department of Education

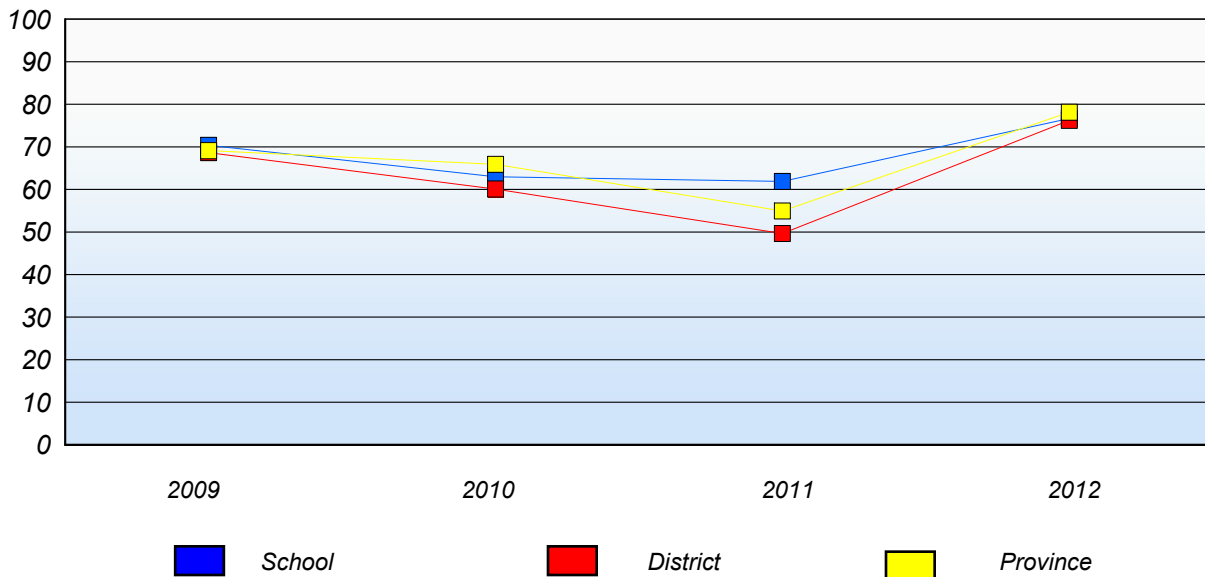
District 3 - Nova Central

School #: 201 J.M. Olds Collegiate

**Demand Writing**  
Percentage of students at level 3 or above (2009 - 2012)



**Reading**  
Percentage of students at level 3 or above (2009 - 2012)



\* In some cases, CRT numbers may exceed AGR numbers based on late enrolments. Pie chart is based on the number of students who wrote the CRT.

\* Reading score is composite of Non Fiction and Poetry.

Mushuau Innu Natuashish School and Sheshatshiu Innu School are excluded from district and provincial results.

District 3 - Nova Central

School #: 204 Pearson Academy

**Demand Writing**

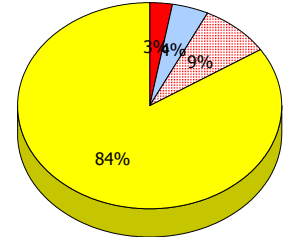
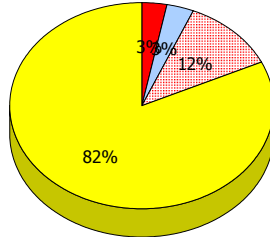
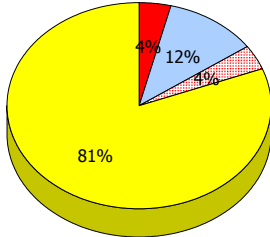
**School**

**District**

**Province**

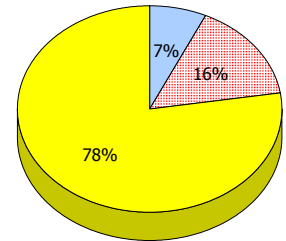
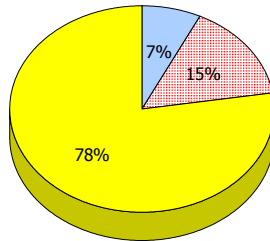
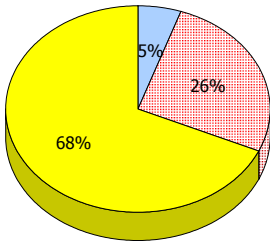
**2012**

Apr 30,  
2012 (26)



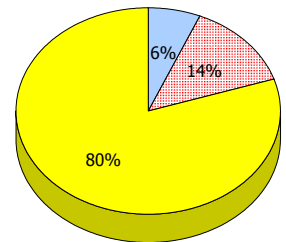
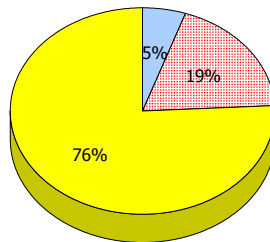
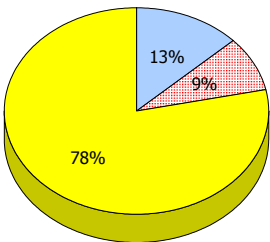
**2011**

AGR (19)



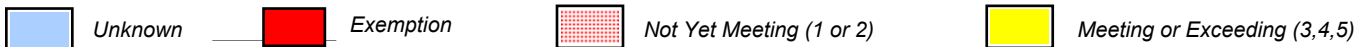
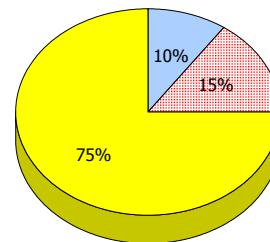
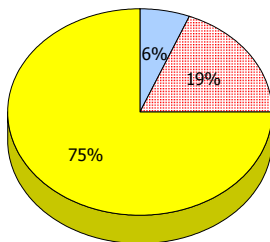
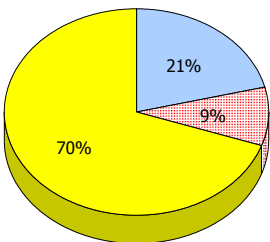
**2010**

AGR (23)



**2009**

AGR (33)



\* In some cases, CRT numbers may exceed AGR numbers based on late enrolments. Pie chart is based on the number of students who wrote the CRT.

\* Reading score is composite of Non Fiction and Poetry.

Mushuau Innu Natuashish School and Sheshatshiu Innu School are excluded from district and provincial results.

District 3 - Nova Central

School #: 204 Pearson Academy

**Reading**

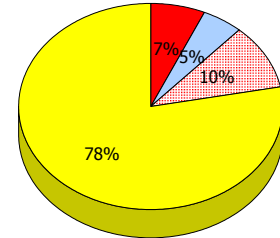
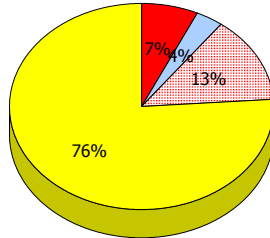
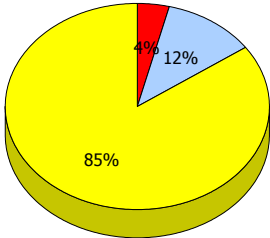
**School**

**District**

**Province**

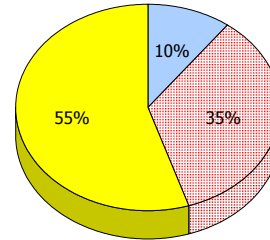
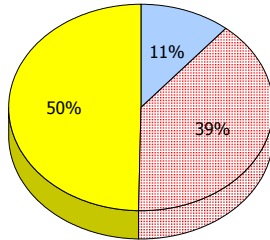
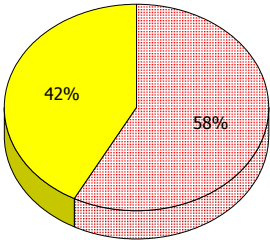
**2012**

Apr 30,  
2012 (26)



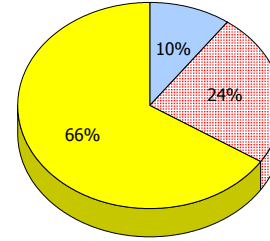
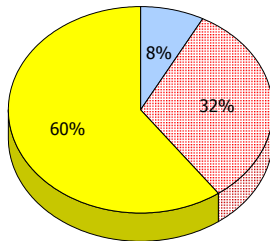
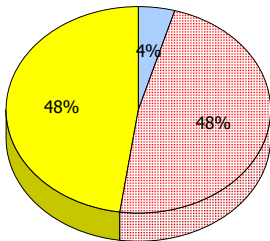
**2011**

AGR (19)



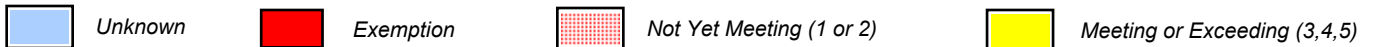
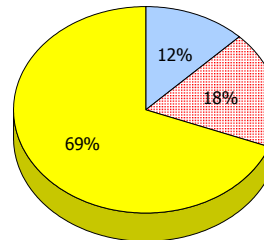
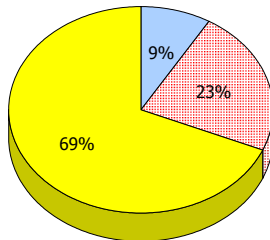
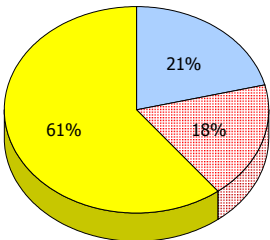
**2010**

AGR (23)



**2009**

AGR (33)



\* In some cases, CRT numbers may exceed AGR numbers based on late enrolments. Pie chart is based on the number of students who wrote the CRT.

\* Reading score is composite of Non Fiction and Poetry.

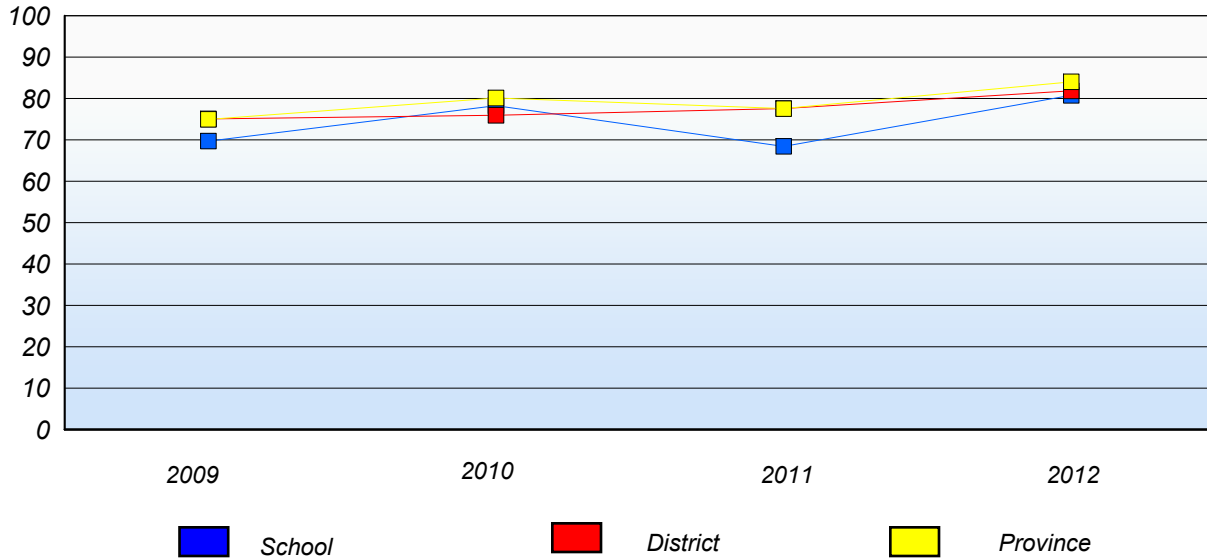
Mushuau Innu Natuashish School and Sheshatshiu Innu School are excluded from district and provincial results.

Source: Division of Evaluation and Research, Department of Education

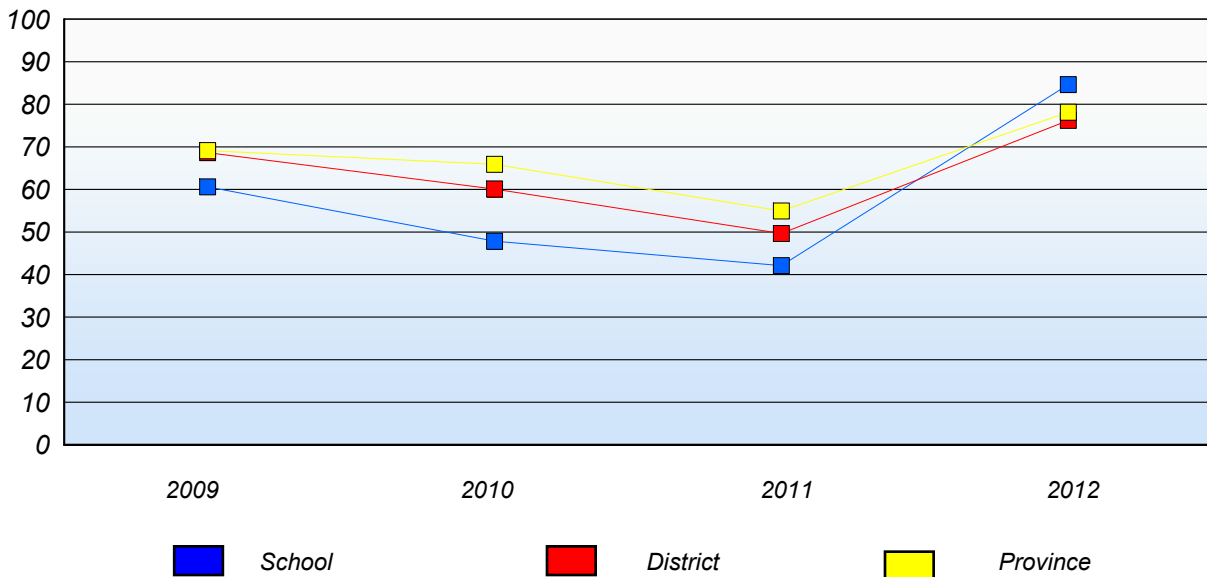
District 3 - Nova Central

School #: 204      Pearson Academy

**Demand Writing**  
Percentage of students at level 3 or above (2009 - 2012)



**Reading**  
Percentage of students at level 3 or above (2009 - 2012)



\* In some cases, CRT numbers may exceed AGR numbers based on late enrolments. Pie chart is based on the number of students who wrote the CRT.

\* Reading score is composite of Non Fiction and Poetry.

Mushuau Innu Natuashish School and Sheshatshiu Innu School are excluded from district and provincial results.



District 3 - Nova Central

School #: 206 Riverwood Academy

**Demand Writing**

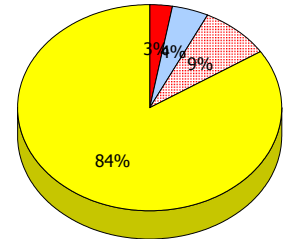
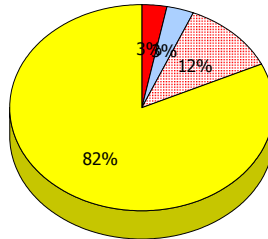
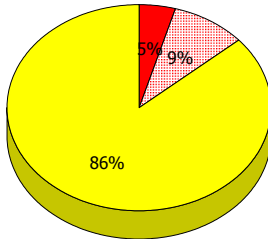
**School**

**District**

**Province**

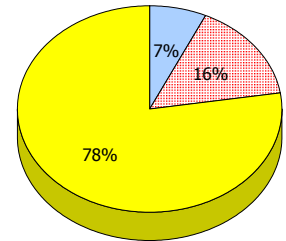
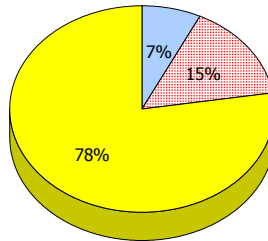
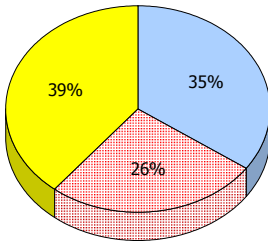
**2012**

Apr 30,  
2012 (22)



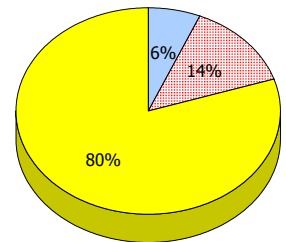
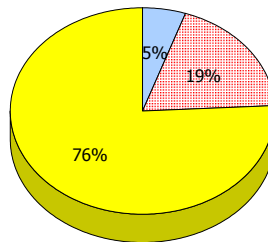
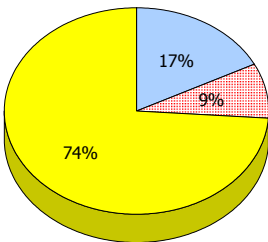
**2011**

AGR (23)



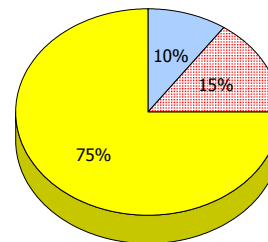
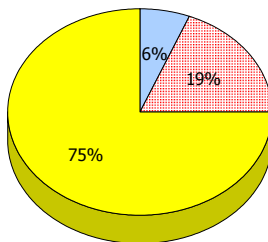
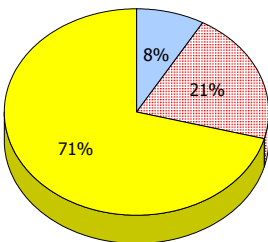
**2010**

AGR (23)



**2009**

AGR (24)



Unknown
  Exemption
  Not Yet Meeting (1 or 2)
  Meeting or Exceeding (3,4,5)

\* In some cases, CRT numbers may exceed AGR numbers based on late enrolments. Pie chart is based on the number of students who wrote the CRT.

\* Reading score is composite of Non Fiction and Poetry.

Mushuau Innu Natuashish School and Sheshatshiu Innu School are excluded from district and provincial results.

District 3 - Nova Central

School #: 206 Riverwood Academy

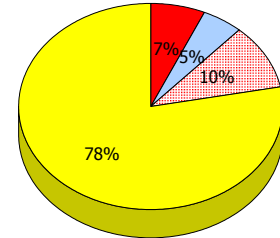
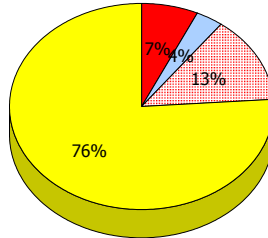
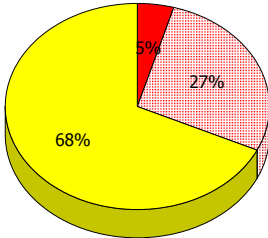
**Reading**

**School**

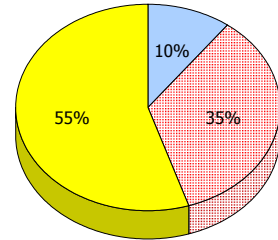
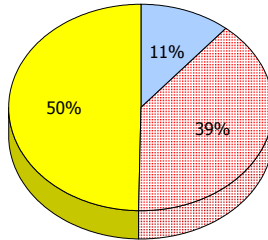
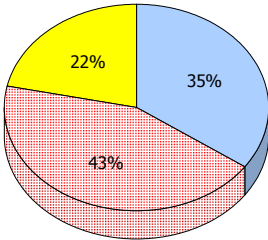
**District**

**Province**

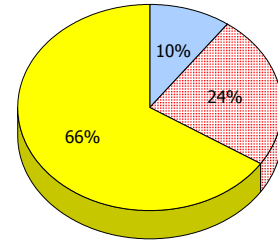
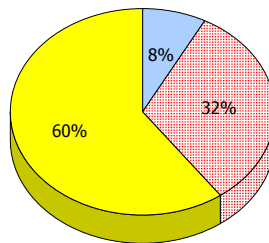
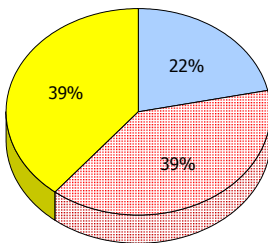
**2012**  
Apr 30,  
2012 (22)



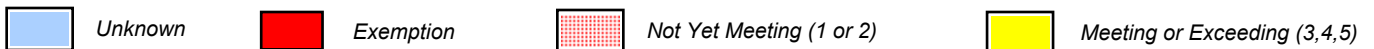
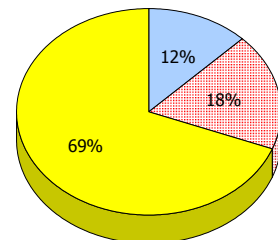
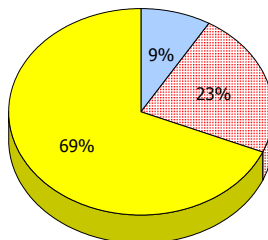
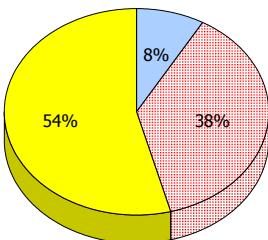
**2011**  
AGR (23)



**2010**  
AGR (23)



**2009**  
AGR (24)



\* In some cases, CRT numbers may exceed AGR numbers based on late enrolments. Pie chart is based on the number of students who wrote the CRT.

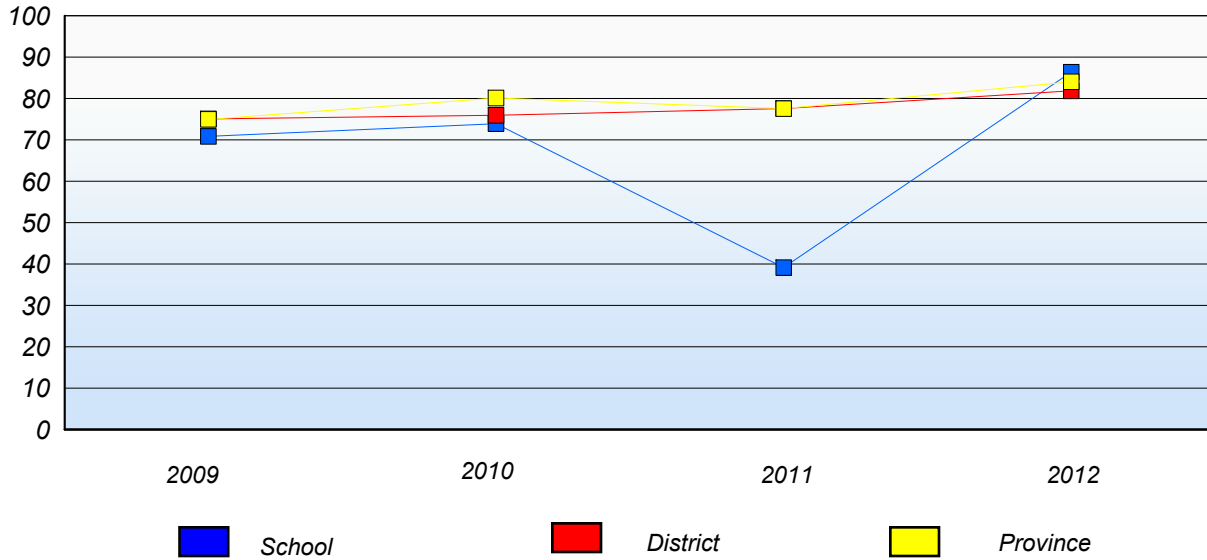
\* Reading score is composite of Non Fiction and Poetry.

Mushuau Innu Natuashish School and Sheshatshiu Innu School are excluded from district and provincial results.

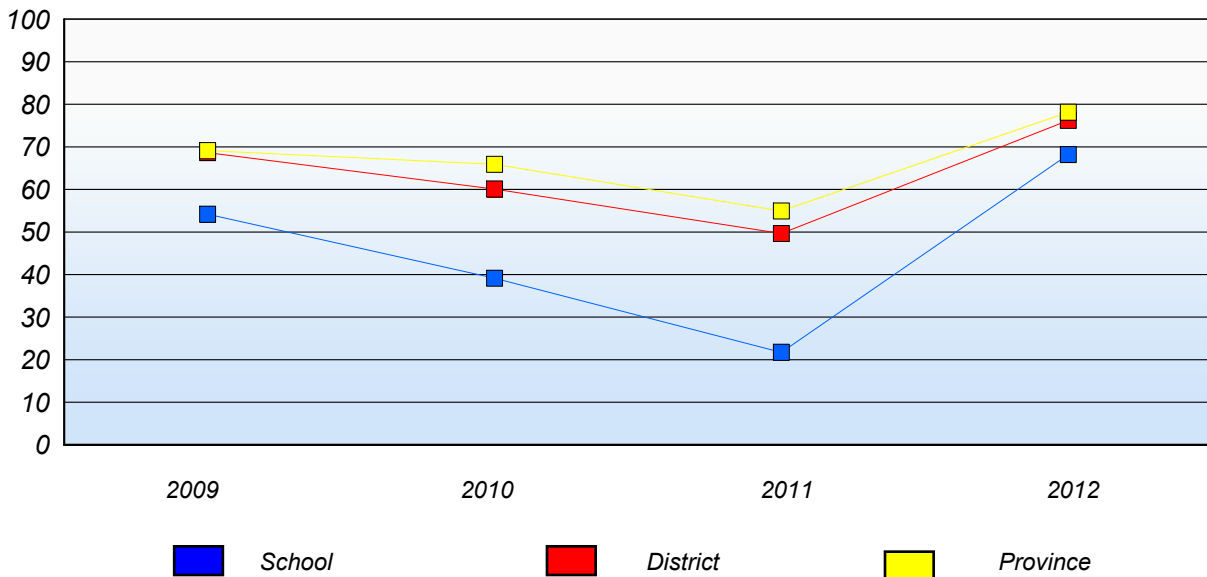
District 3 - Nova Central

School #: 206 Riverwood Academy

**Demand Writing**  
 Percentage of students at level 3 or above (2009 - 2012)



**Reading**  
 Percentage of students at level 3 or above (2009 - 2012)



\* In some cases, CRT numbers may exceed AGR numbers based on late enrolments. Pie chart is based on the number of students who wrote the CRT.

\* Reading score is composite of Non Fiction and Poetry.

Mushuau Innu Natuashish School and Sheshatshiu Innu School are excluded from district and provincial results.

District 3 - Nova Central

School #: 398 Avoca Collegiate

**Demand Writing**

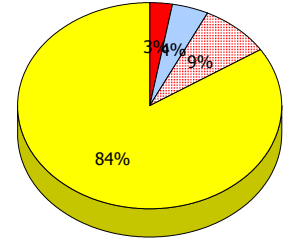
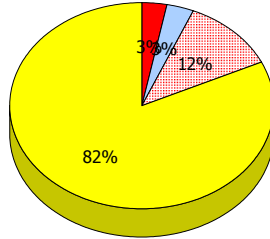
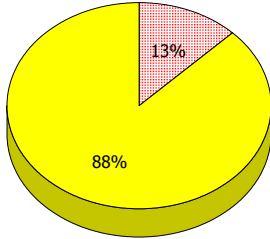
**School**

**District**

**Province**

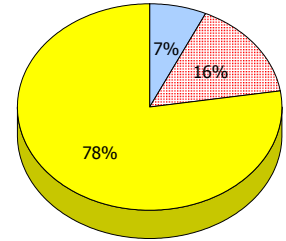
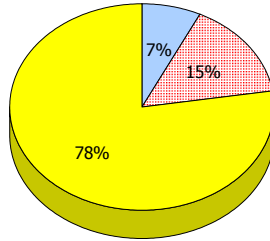
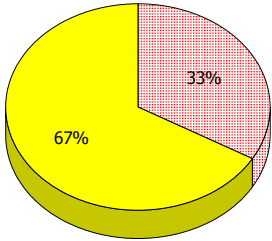
**2012**

Apr 30,  
2012 (8)



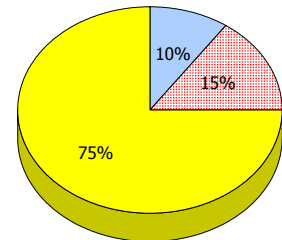
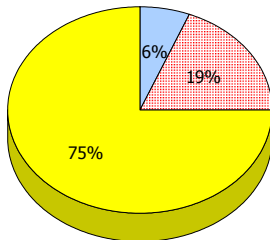
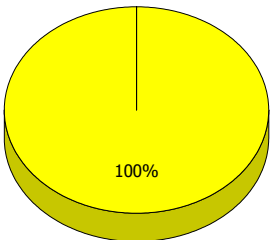
**2011**

AGR (6)



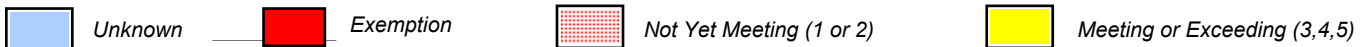
**2010**

AGR (0)



**2009**

AGR (7)



\* In some cases, CRT numbers may exceed AGR numbers based on late enrolments. Pie chart is based on the number of students who wrote the CRT.

\* Reading score is composite of Non Fiction and Poetry.

Mushuau Innu Natuashish School and Sheshatshiu Innu School are excluded from district and provincial results.

Source: Division of Evaluation and Research, Department of Education

District 3 - Nova Central

School #: 398 Avoca Collegiate

**Reading**

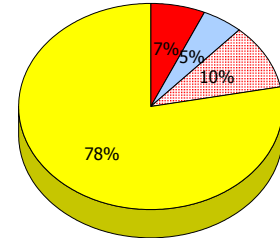
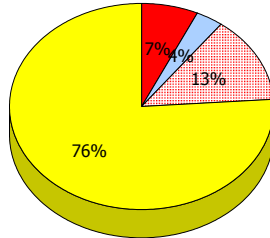
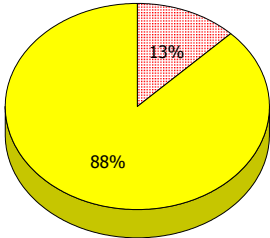
**School**

**District**

**Province**

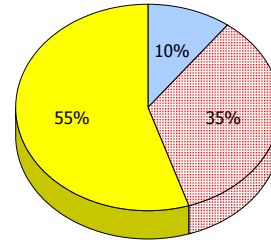
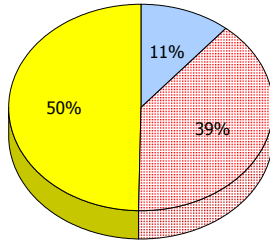
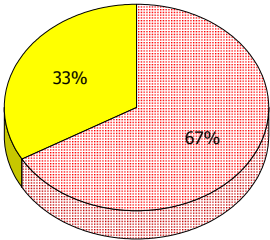
**2012**

Apr 30,  
2012 (8)



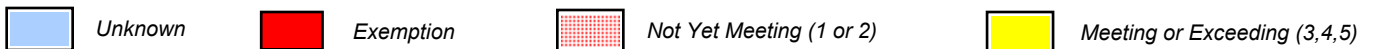
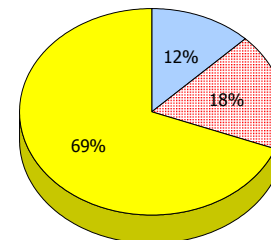
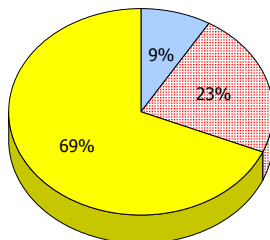
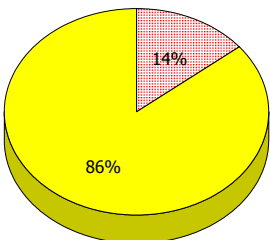
**2011**

AGR (6)



**2010**

AGR (0)



\* In some cases, CRT numbers may exceed AGR numbers based on late enrolments. Pie chart is based on the number of students who wrote the CRT.

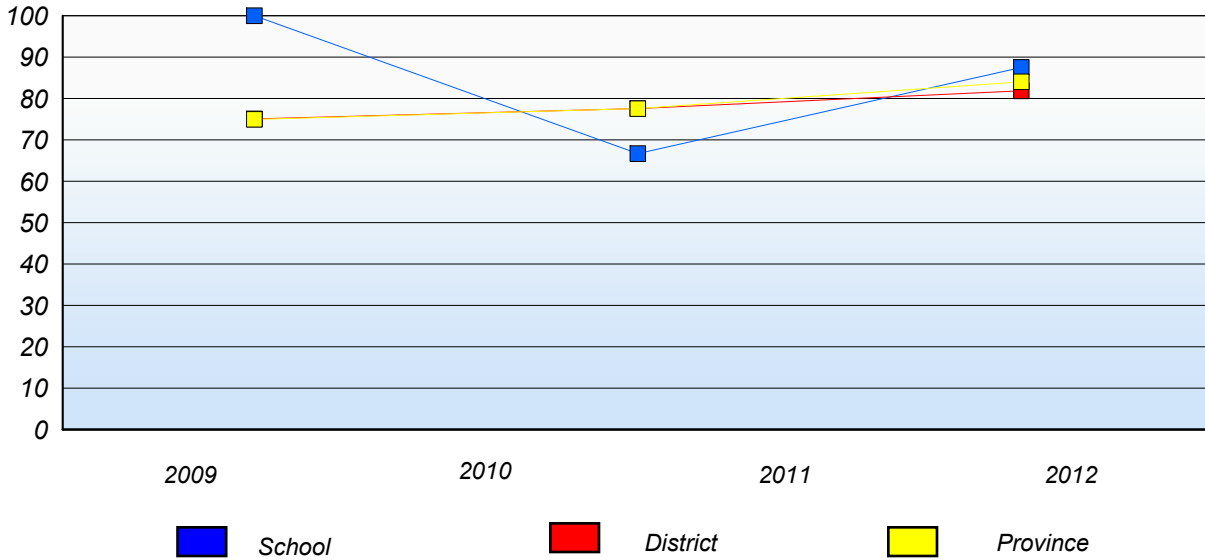
\* Reading score is composite of Non Fiction and Poetry.

Mushuau Innu Natuashish School and Sheshatshiu Innu School are excluded from district and provincial results.

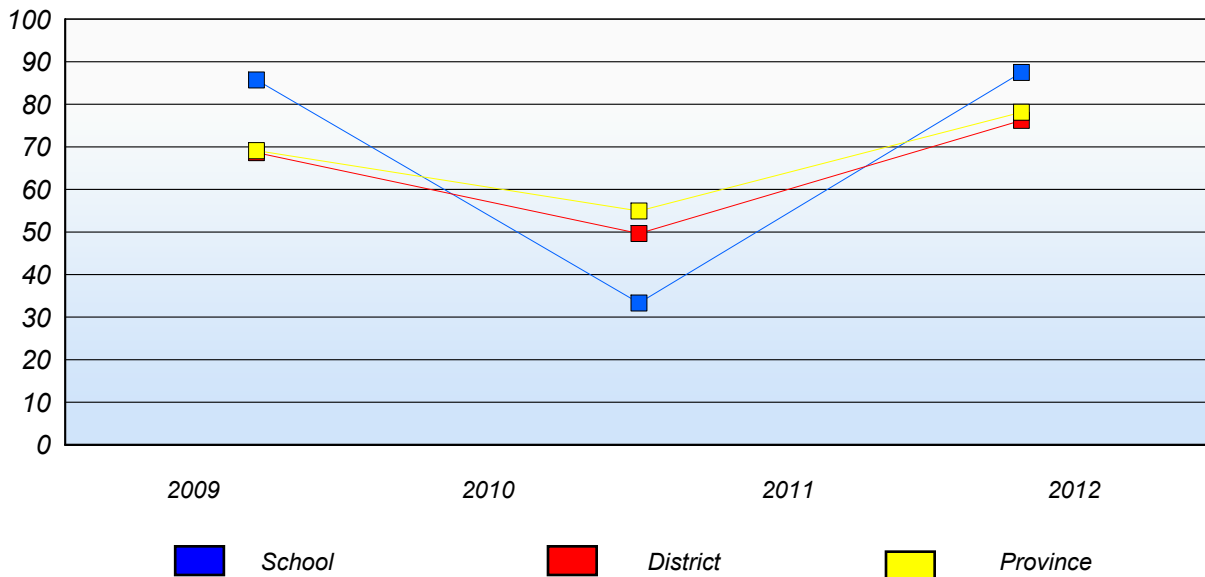
District 3 - Nova Central

School #: 398 Avoca Collegiate

**Demand Writing**  
Percentage of students at level 3 or above (2009 - 2012)



**Reading**  
Percentage of students at level 3 or above (2009 - 2012)



\* In some cases, CRT numbers may exceed AGR numbers based on late enrolments. Pie chart is based on the number of students who wrote the CRT.

\* Reading score is composite of Non Fiction and Poetry.

Mushuau Innu Natuashish School and Sheshatshiu Innu School are excluded from district and provincial results.

District 3 - Nova Central

School #: 402 Leo Burke Academy

**Demand Writing**

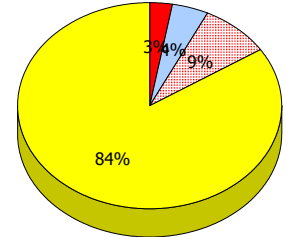
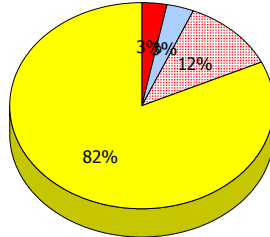
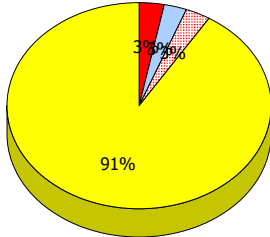
**School**

**District**

**Province**

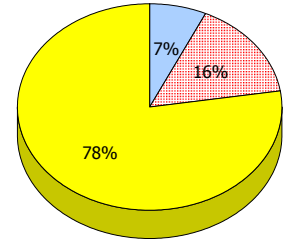
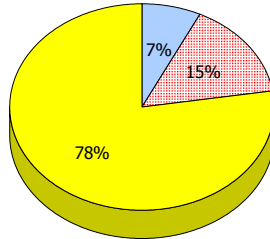
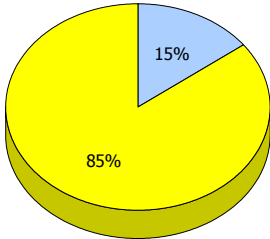
**2012**

Apr 30,  
2012 (34)



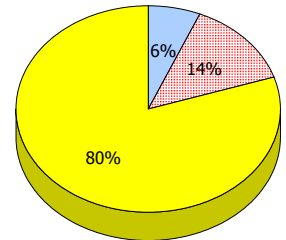
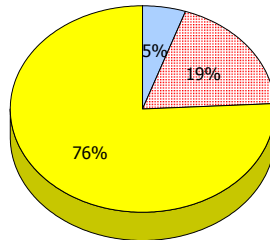
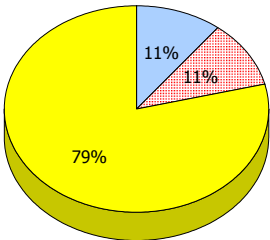
**2011**

AGR (41)



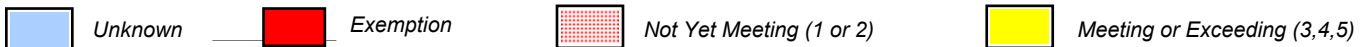
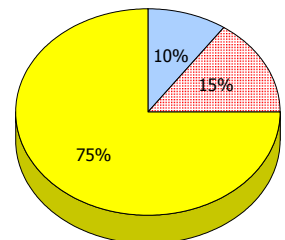
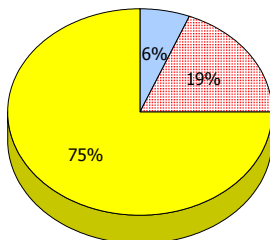
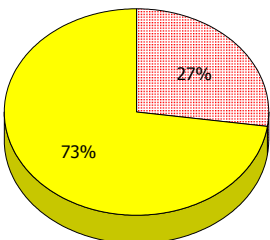
**2010**

AGR (38)



**2009**

AGR (32)



\* In some cases, CRT numbers may exceed AGR numbers based on late enrolments. Pie chart is based on the number of students who wrote the CRT.

\* Reading score is composite of Non Fiction and Poetry.

Mushuau Innu Natuashish School and Sheshatshiu Innu School are excluded from district and provincial results.

District 3 - Nova Central

School #: 402 Leo Burke Academy

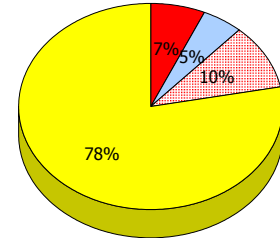
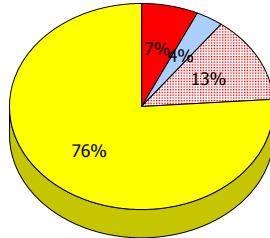
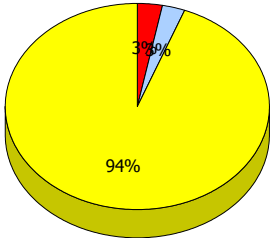
**Reading**

**School**

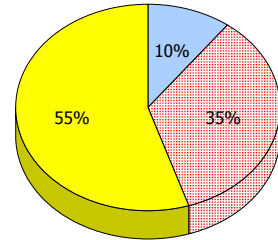
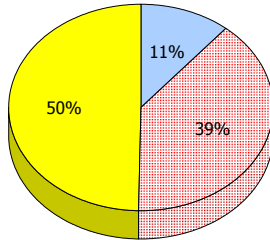
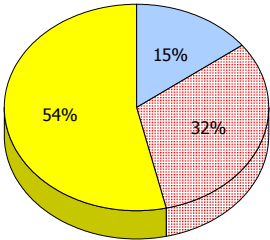
**District**

**Province**

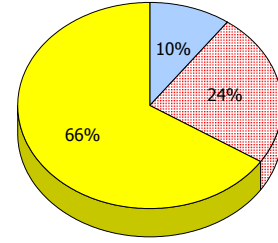
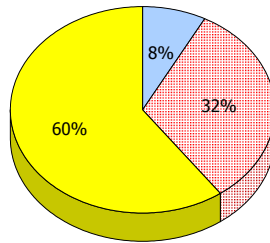
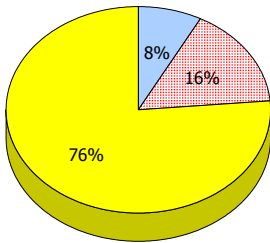
**2012**  
Apr 30,  
2012 (34)



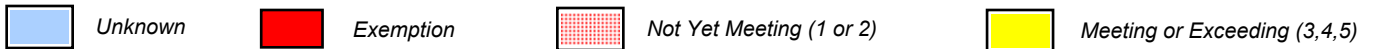
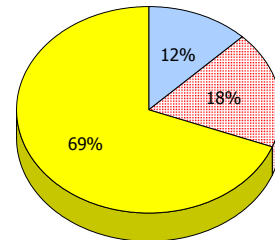
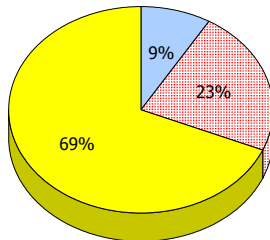
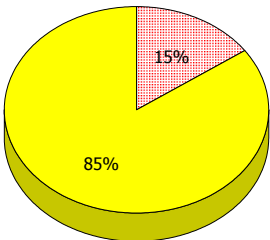
**2011**  
AGR (41)



**2010**  
AGR (38)



**2009**  
AGR (32)



\* In some cases, CRT numbers may exceed AGR numbers based on late enrolments. Pie chart is based on the number of students who wrote the CRT.

\* Reading score is composite of Non Fiction and Poetry.

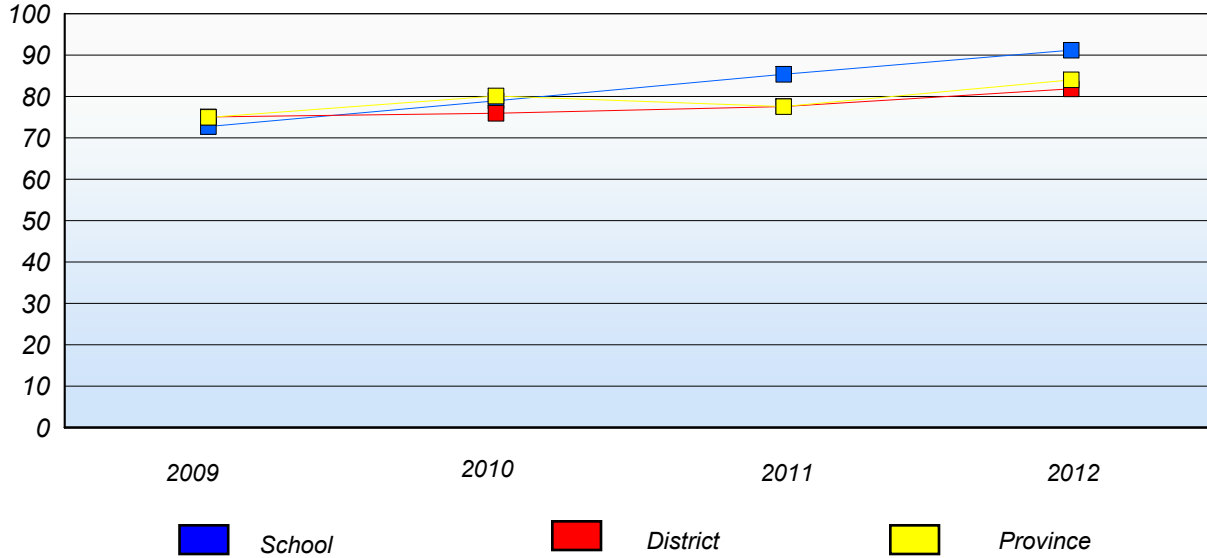
Mushuau Innu Natuashish School and Sheshatshiu Innu School are excluded from district and provincial results.



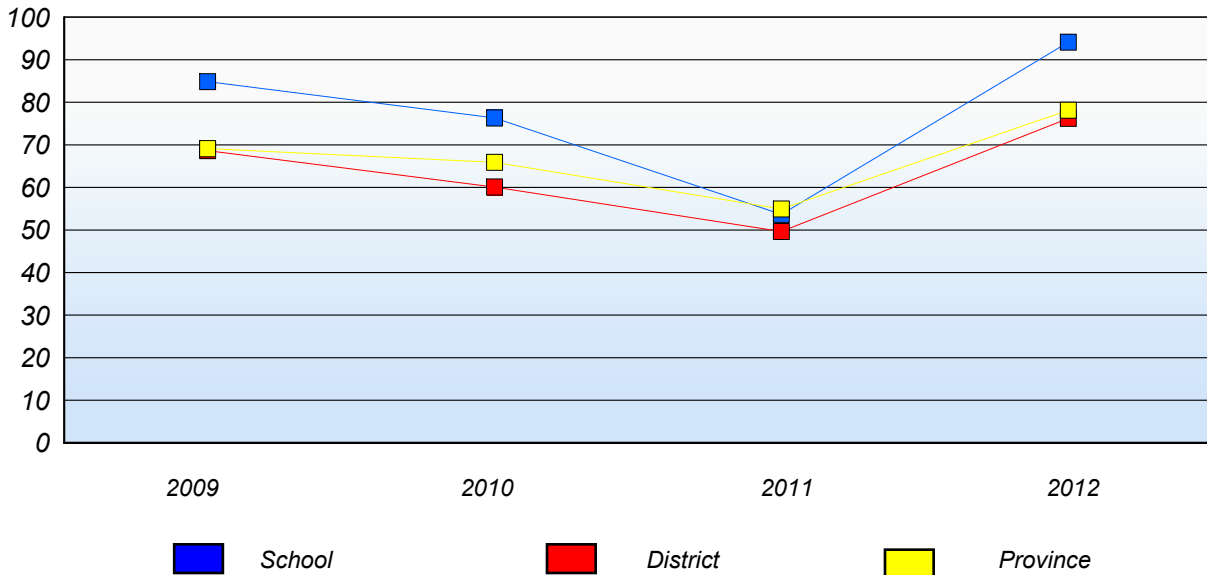
District 3 - Nova Central

School #: 402      Leo Burke Academy

**Demand Writing**  
Percentage of students at level 3 or above (2009 - 2012)



**Reading**  
Percentage of students at level 3 or above (2009 - 2012)



\* In some cases, CRT numbers may exceed AGR numbers based on late enrolments. Pie chart is based on the number of students who wrote the CRT.

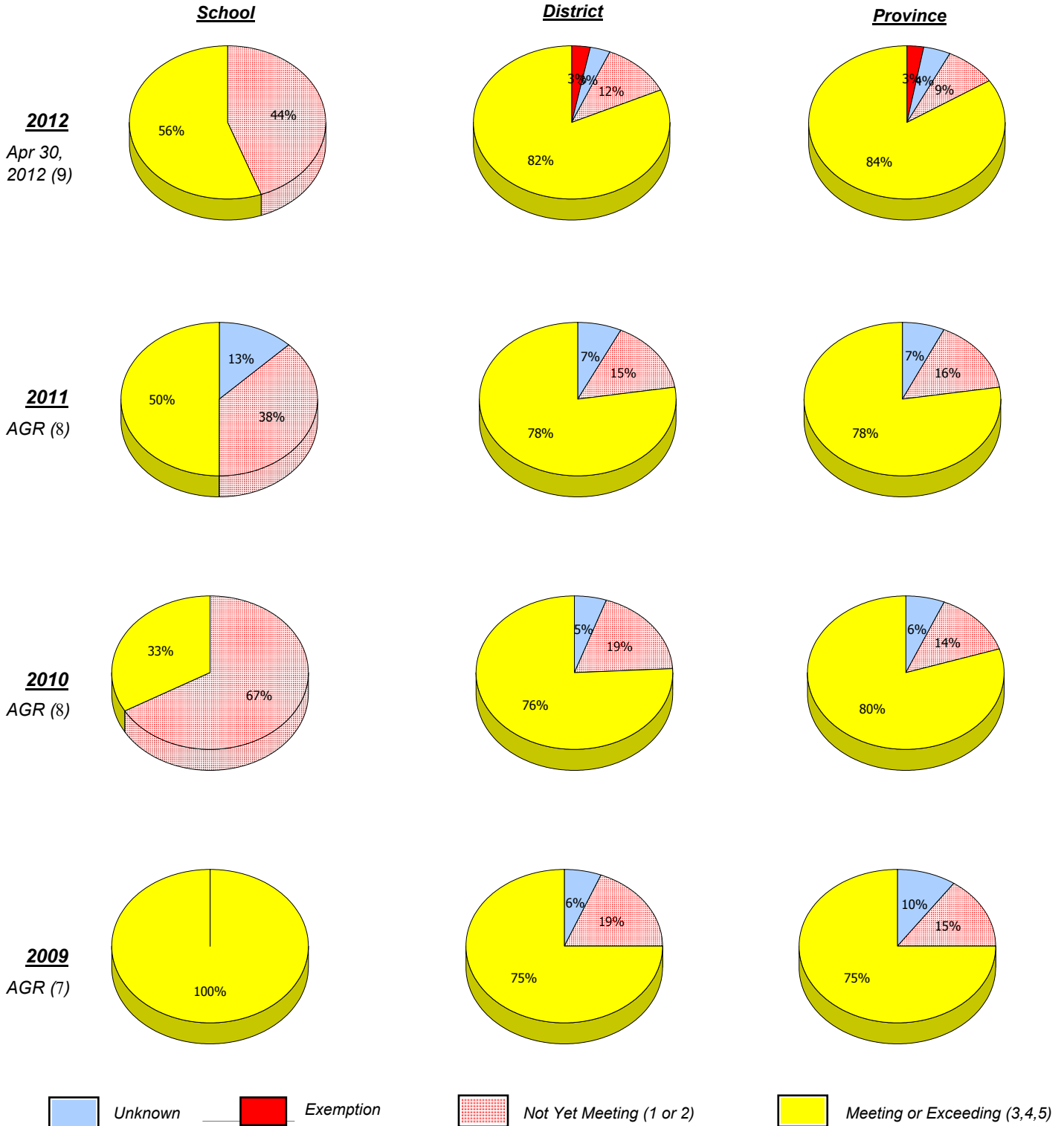
\* Reading score is composite of Non Fiction and Poetry.

Mushuau Innu Natuashish School and Sheshatshiu Innu School are excluded from district and provincial results.

District 3 - Nova Central

School #: 403 Lakeside Academy

**Demand Writing**



\* In some cases, CRT numbers may exceed AGR numbers based on late enrolments. Pie chart is based on the number of students who wrote the CRT.

\* Reading score is composite of Non Fiction and Poetry.

Mushuau Innu Natuashish School and Sheshatshiu Innu School are excluded from district and provincial results.

District 3 - Nova Central

School #: 403 Lakeside Academy

**Reading**

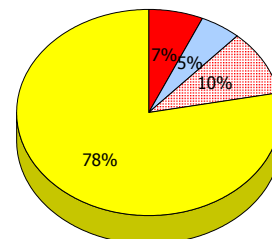
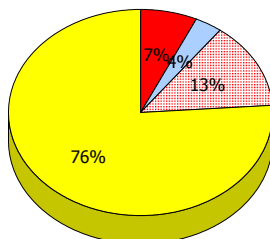
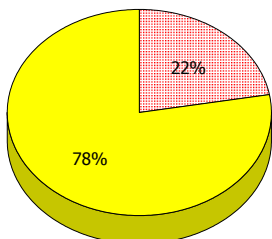
**School**

**District**

**Province**

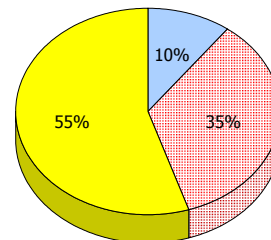
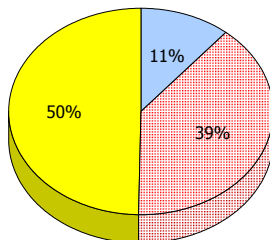
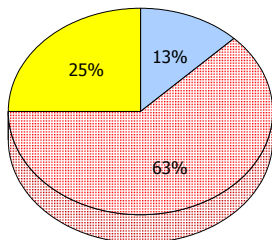
**2012**

Apr 30,  
2012 (9)



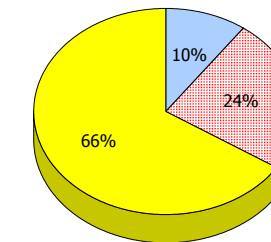
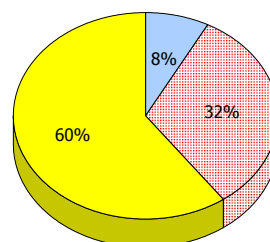
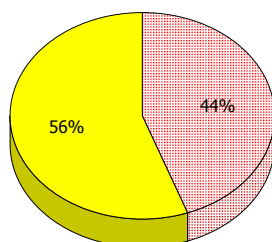
**2011**

AGR (8)



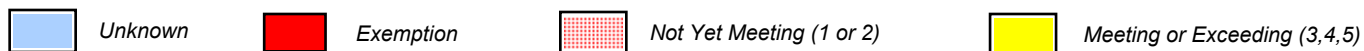
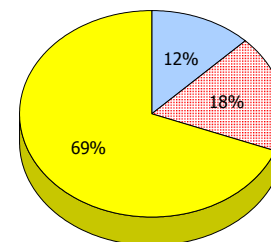
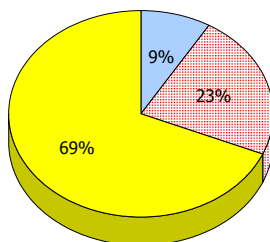
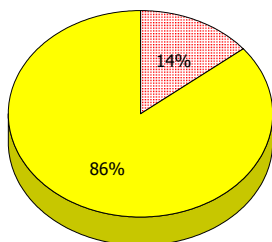
**2010**

AGR (8)



**2009**

AGR (7)



\* In some cases, CRT numbers may exceed AGR numbers based on late enrolments. Pie chart is based on the number of students who wrote the CRT.

\* Reading score is composite of Non Fiction and Poetry.

Mushuau Innu Natuashish School and Sheshatshiu Innu School are excluded from district and provincial results.

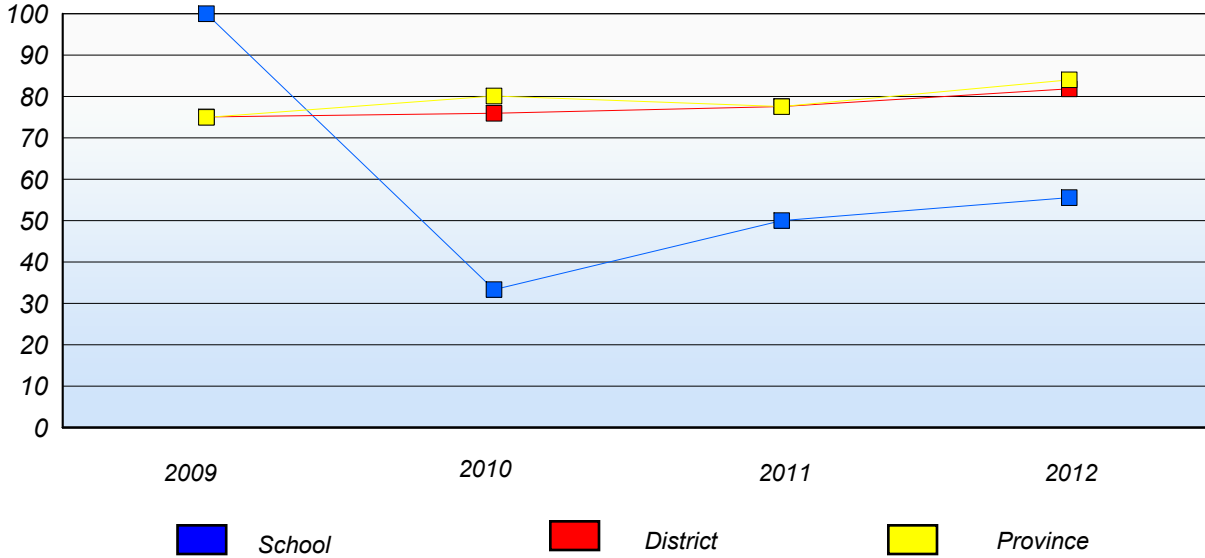
Source: Division of Evaluation and Research, Department of Education

District 3 - Nova Central

School #: 403 Lakeside Academy

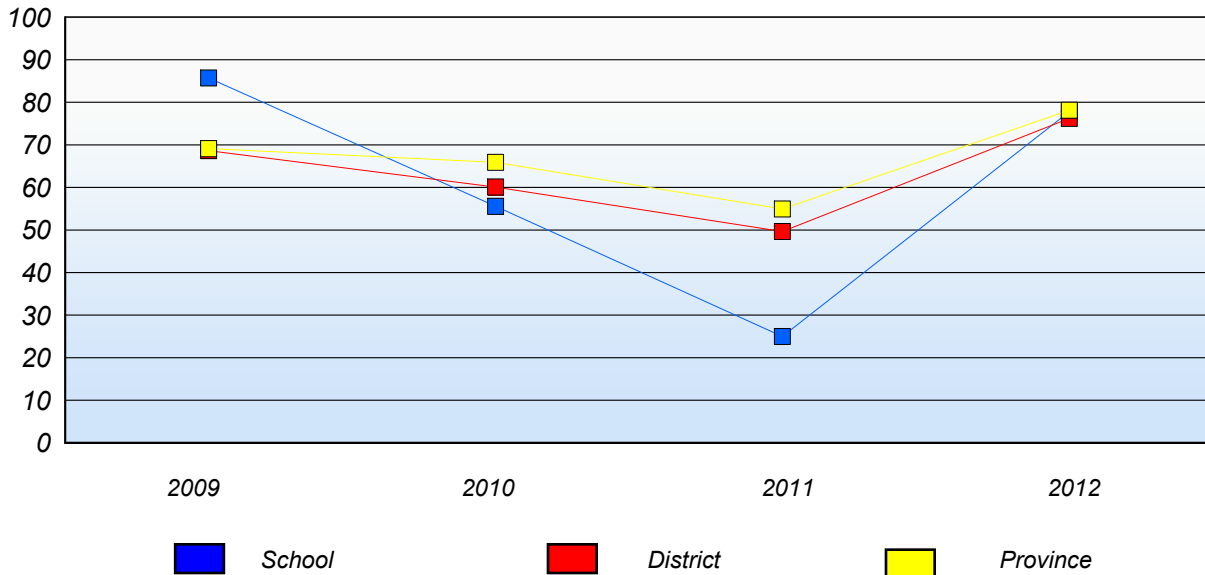
**Demand Writing**

Percentage of students at level 3 or above (2009 - 2012)



**Reading**

Percentage of students at level 3 or above (2009 - 2012)



\* In some cases, CRT numbers may exceed AGR numbers based on late enrolments. Pie chart is based on the number of students who wrote the CRT.

\* Reading score is composite of Non Fiction and Poetry.

Mushuau Innu Natuashish School and Sheshatshiu Innu School are excluded from district and provincial results.

District 3 - Nova Central

School #: 405 Cottrell's Cove Academy

**Demand Writing**

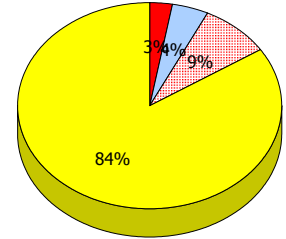
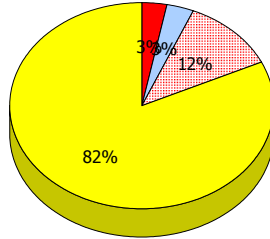
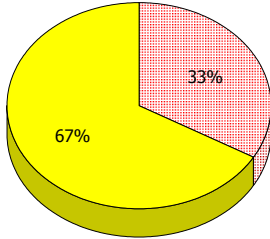
**School**

**District**

**Province**

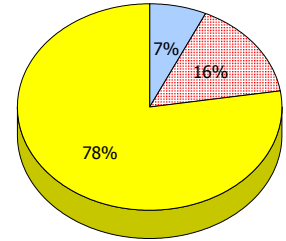
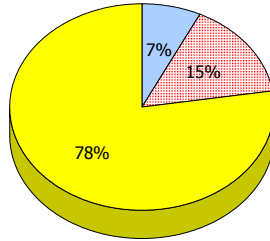
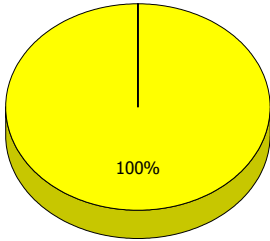
**2012**

Apr 30,  
2012 (6)



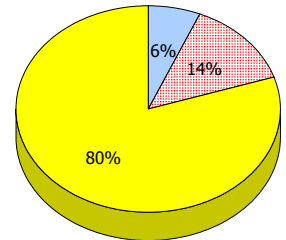
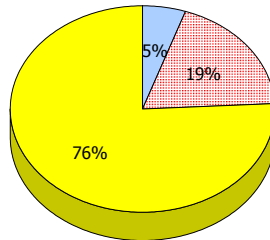
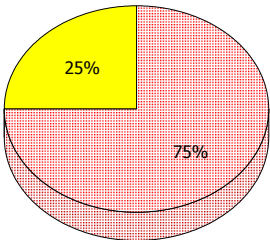
**2011**

AGR (4)



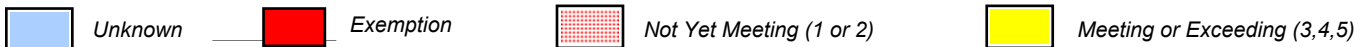
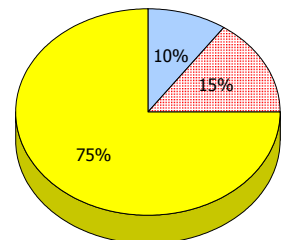
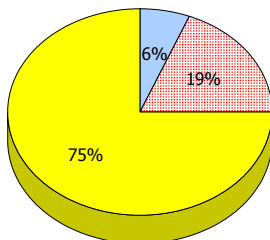
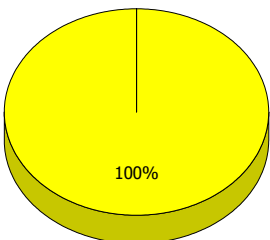
**2010**

AGR (4)



**2009**

AGR (1)



\* In some cases, CRT numbers may exceed AGR numbers based on late enrolments. Pie chart is based on the number of students who wrote the CRT.

\* Reading score is composite of Non Fiction and Poetry.

Mushuau Innu Natuashish School and Sheshatshiu Innu School are excluded from district and provincial results.

Source: Division of Evaluation and Research, Department of Education

District 3 - Nova Central

School #: 405 Cottrell's Cove Academy

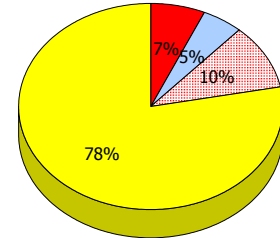
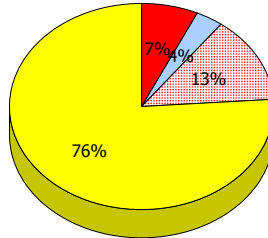
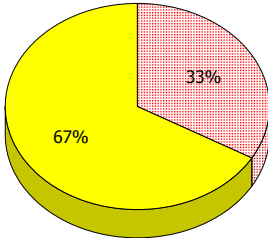
**Reading**

**School**

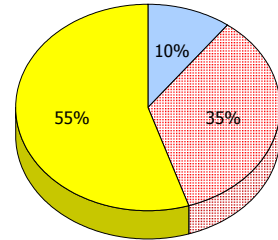
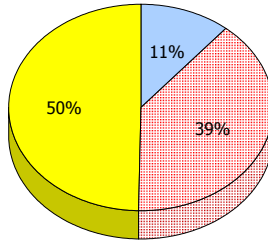
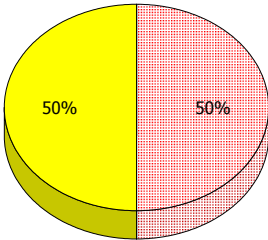
**District**

**Province**

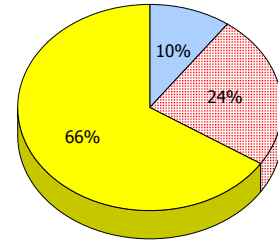
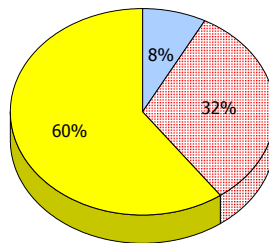
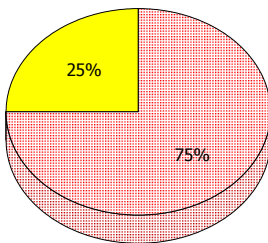
**2012**  
Apr 30,  
2012 (6)



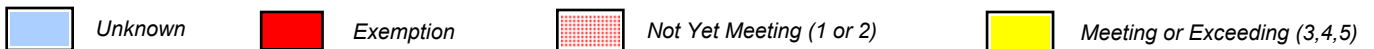
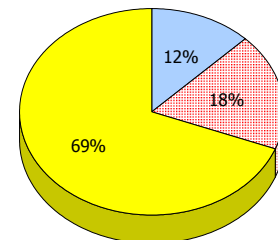
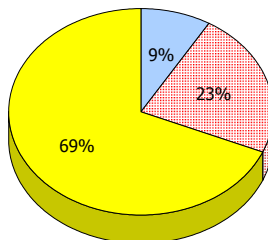
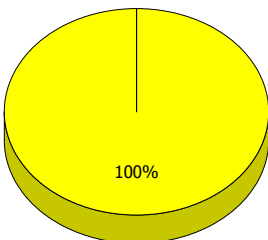
**2011**  
AGR (4)



**2010**  
AGR (4)



**2009**  
AGR (1)



\* In some cases, CRT numbers may exceed AGR numbers based on late enrolments. Pie chart is based on the number of students who wrote the CRT.

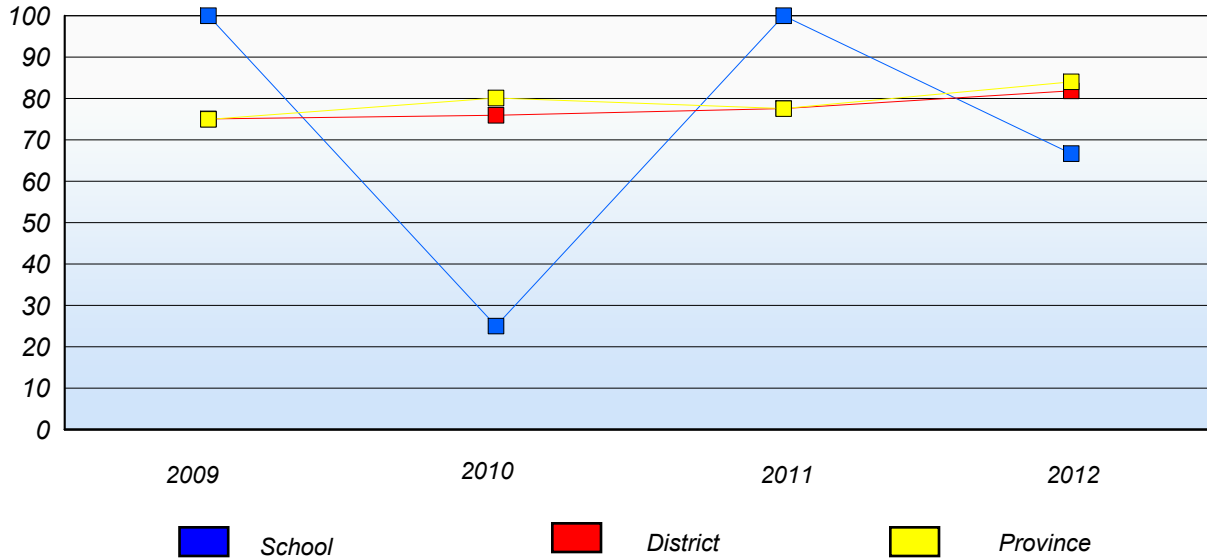
\* Reading score is composite of Non Fiction and Poetry.

Mushuau Innu Natuashish School and Sheshatshiu Innu School are excluded from district and provincial results.

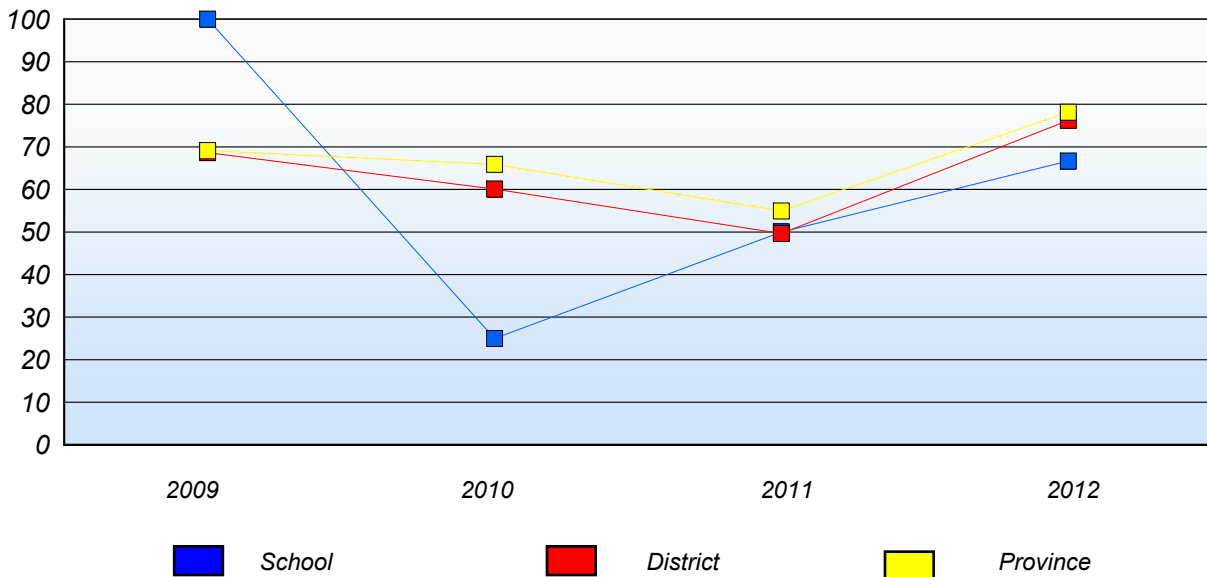
District 3 - Nova Central

School #: 405      Cottrell's Cove Academy

**Demand Writing**  
Percentage of students at level 3 or above (2009 - 2012)



**Reading**  
Percentage of students at level 3 or above (2009 - 2012)



\* In some cases, CRT numbers may exceed AGR numbers based on late enrolments. Pie chart is based on the number of students who wrote the CRT.

\* Reading score is composite of Non Fiction and Poetry.

Mushuau Innu Natuashish School and Sheshatshiu Innu School are excluded from district and provincial results.

District 3 - Nova Central

School #: 406 Fitzgerald Academy

**Demand Writing**

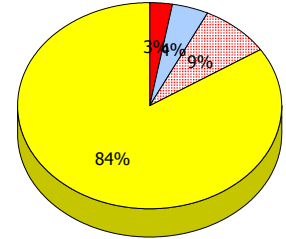
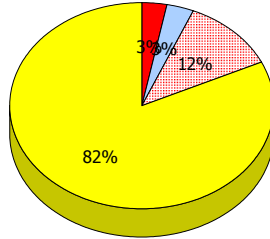
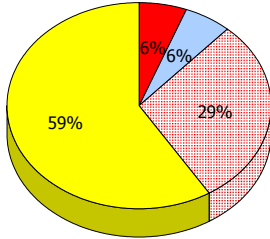
**School**

**District**

**Province**

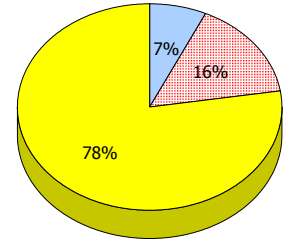
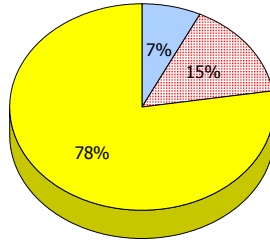
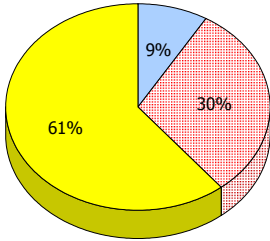
**2012**

Apr 30,  
2012 (17)



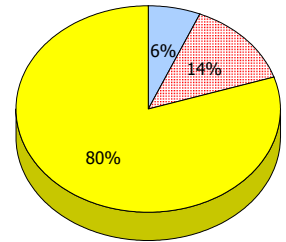
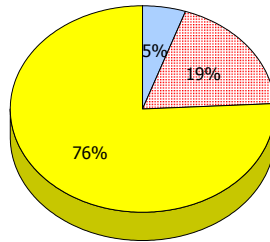
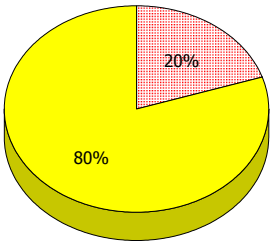
**2011**

AGR (23)



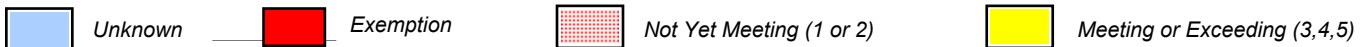
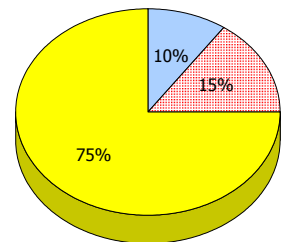
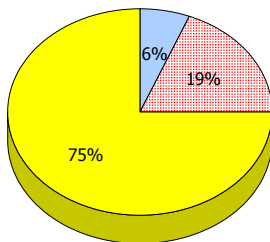
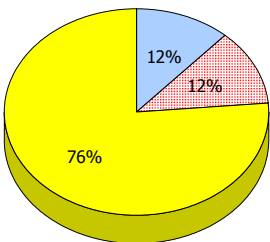
**2010**

AGR (14)



**2009**

AGR (17)



\* In some cases, CRT numbers may exceed AGR numbers based on late enrolments. Pie chart is based on the number of students who wrote the CRT.

\* Reading score is composite of Non Fiction and Poetry.

Mushuau Innu Natuashish School and Sheshatshiu Innu School are excluded from district and provincial results.



District 3 - Nova Central

School #: 406 Fitzgerald Academy

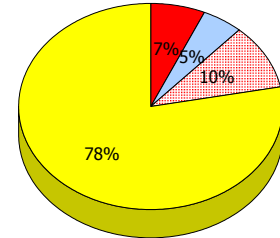
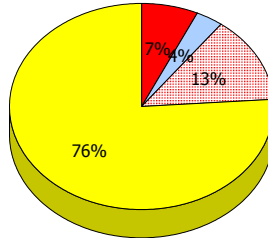
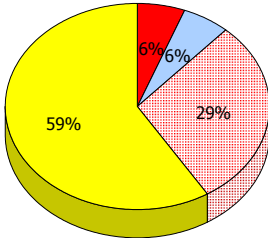
**Reading**

**School**

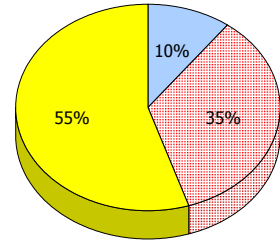
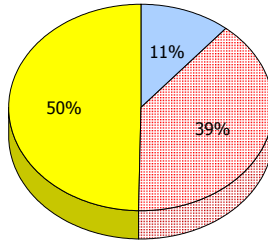
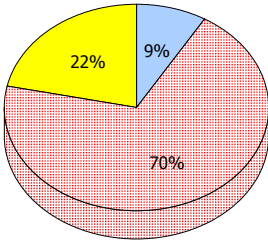
**District**

**Province**

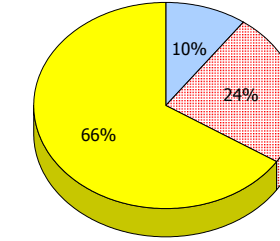
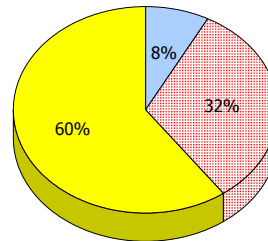
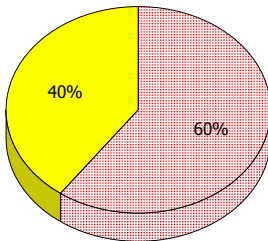
**2012**  
Apr 30,  
2012 (17)



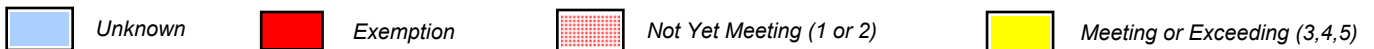
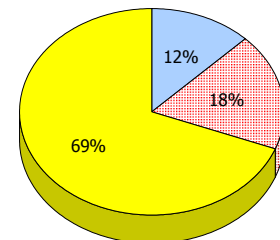
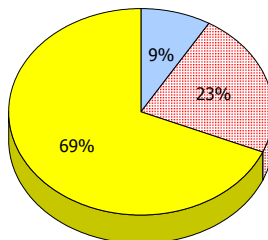
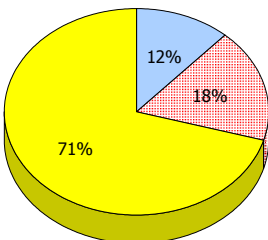
**2011**  
AGR (23)



**2010**  
AGR (14)



**2009**  
AGR (17)



\* In some cases, CRT numbers may exceed AGR numbers based on late enrolments. Pie chart is based on the number of students who wrote the CRT.

\* Reading score is composite of Non Fiction and Poetry.

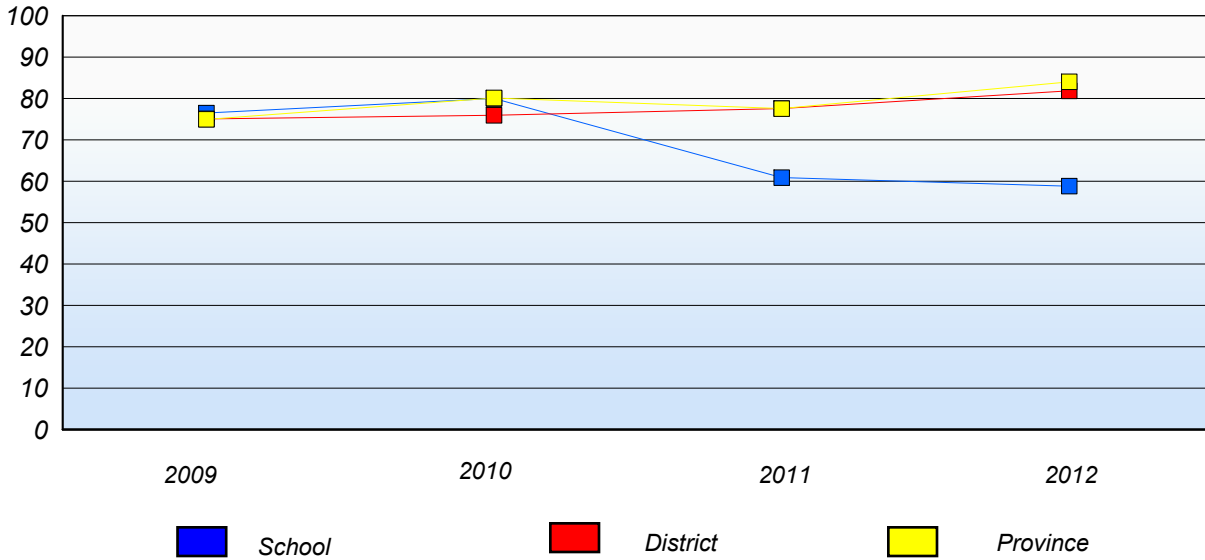
Mushuau Innu Natuashish School and Sheshatshiu Innu School are excluded from district and provincial results.

Source: Division of Evaluation and Research, Department of Education

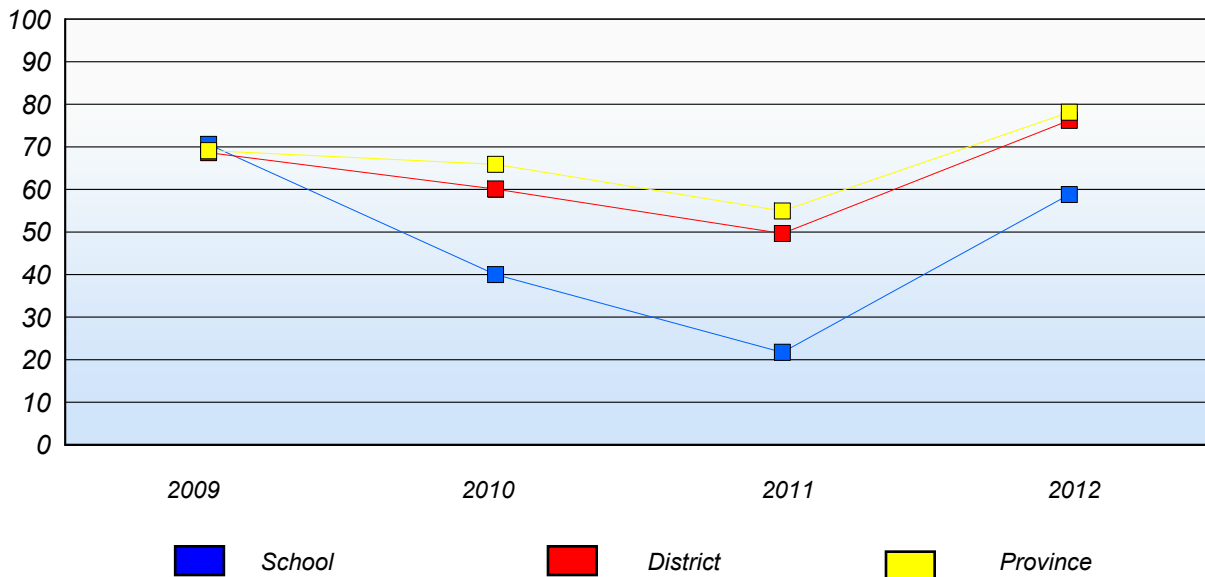
District 3 - Nova Central

School #: 406      Fitzgerald Academy

**Demand Writing**  
Percentage of students at level 3 or above (2009 - 2012)



**Reading**  
Percentage of students at level 3 or above (2009 - 2012)



\* In some cases, CRT numbers may exceed AGR numbers based on late enrolments. Pie chart is based on the number of students who wrote the CRT.

\* Reading score is composite of Non Fiction and Poetry.

Mushuau Innu Natuashish School and Sheshatshiu Innu School are excluded from district and provincial results.

District 3 - Nova Central

School #: 407 Bay d'Espoir Academy

**Demand Writing**

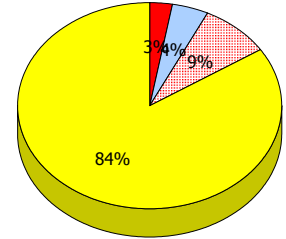
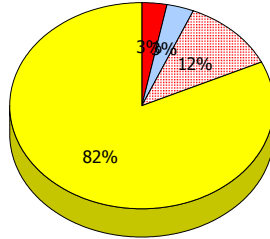
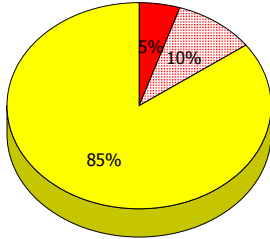
**School**

**District**

**Province**

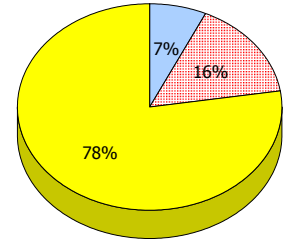
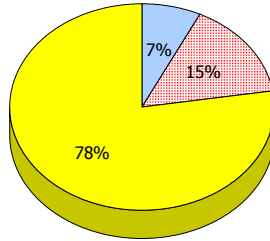
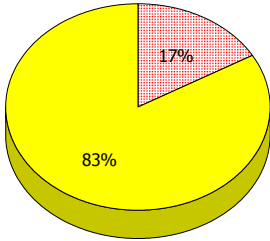
**2012**

Apr 30,  
2012 (20)



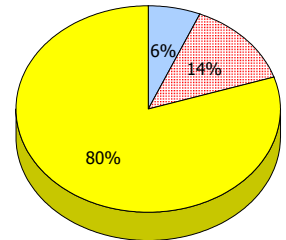
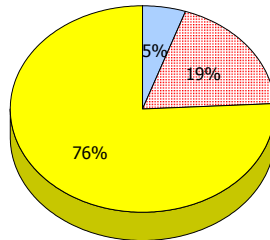
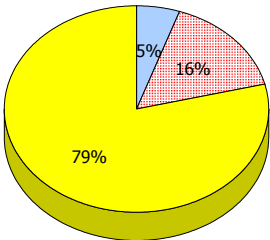
**2011**

AGR (24)



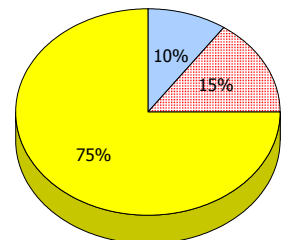
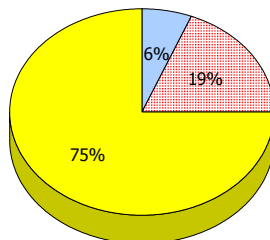
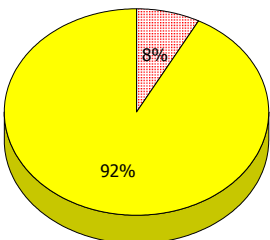
**2010**

AGR (19)



**2009**

AGR (25)



Unknown
  Exemption
  Not Yet Meeting (1 or 2)
  Meeting or Exceeding (3,4,5)

\* In some cases, CRT numbers may exceed AGR numbers based on late enrolments. Pie chart is based on the number of students who wrote the CRT.

\* Reading score is composite of Non Fiction and Poetry.

Mushuau Innu Natuashish School and Sheshatshiu Innu School are excluded from district and provincial results.

Source: Division of Evaluation and Research, Department of Education

District 3 - Nova Central

School #: 407 Bay d'Espoir Academy

**Reading**

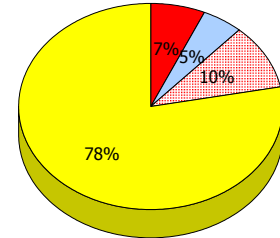
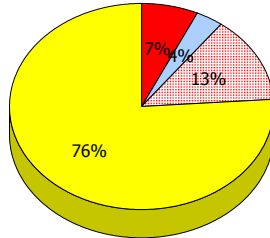
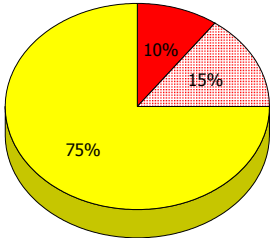
**School**

**District**

**Province**

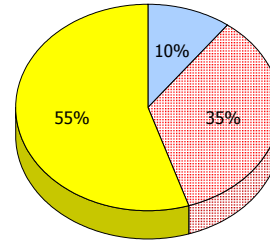
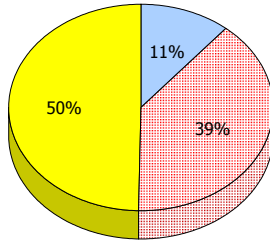
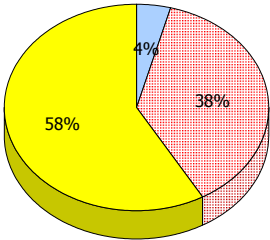
**2012**

Apr 30,  
2012 (20)



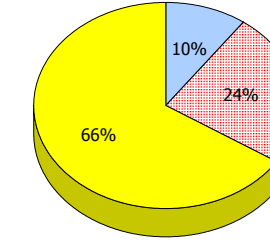
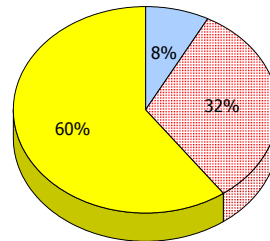
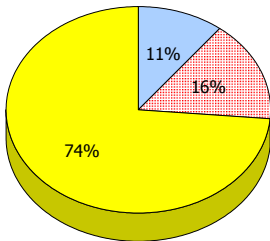
**2011**

AGR (24)



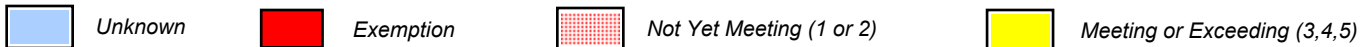
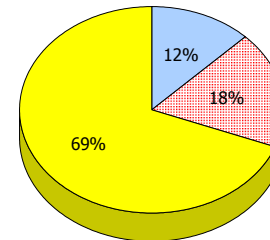
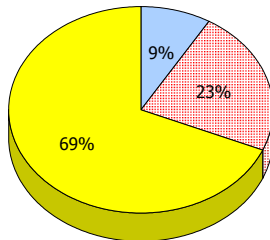
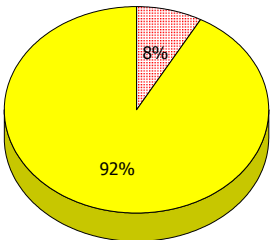
**2010**

AGR (19)



**2009**

AGR (25)



\* In some cases, CRT numbers may exceed AGR numbers based on late enrolments. Pie chart is based on the number of students who wrote the CRT.

\* Reading score is composite of Non Fiction and Poetry.

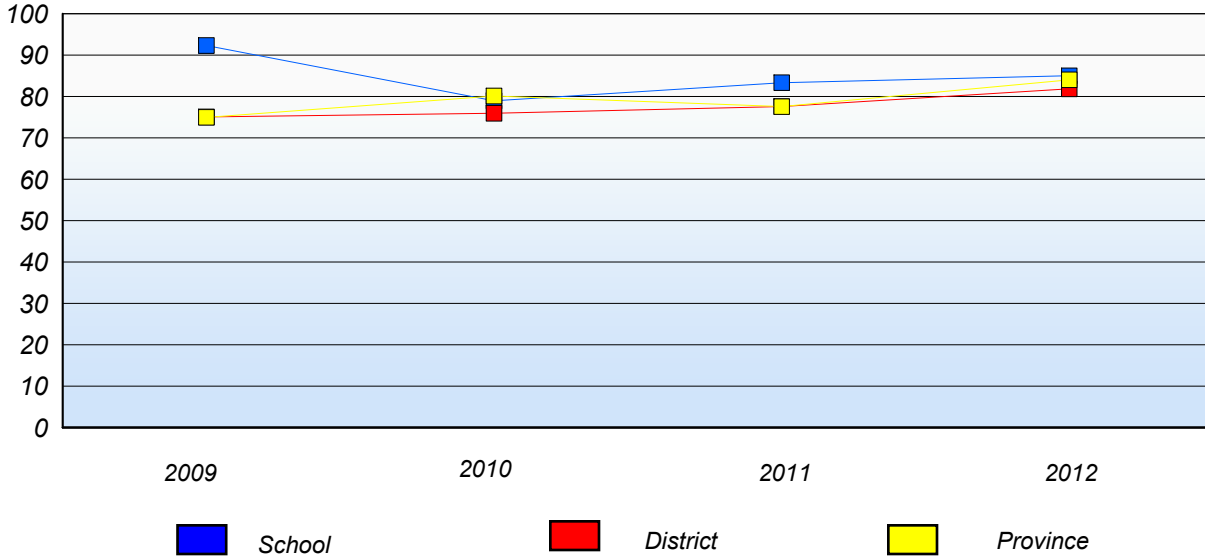
Mushuau Innu Natuashish School and Sheshatshiu Innu School are excluded from district and provincial results.

Source: Division of Evaluation and Research, Department of Education

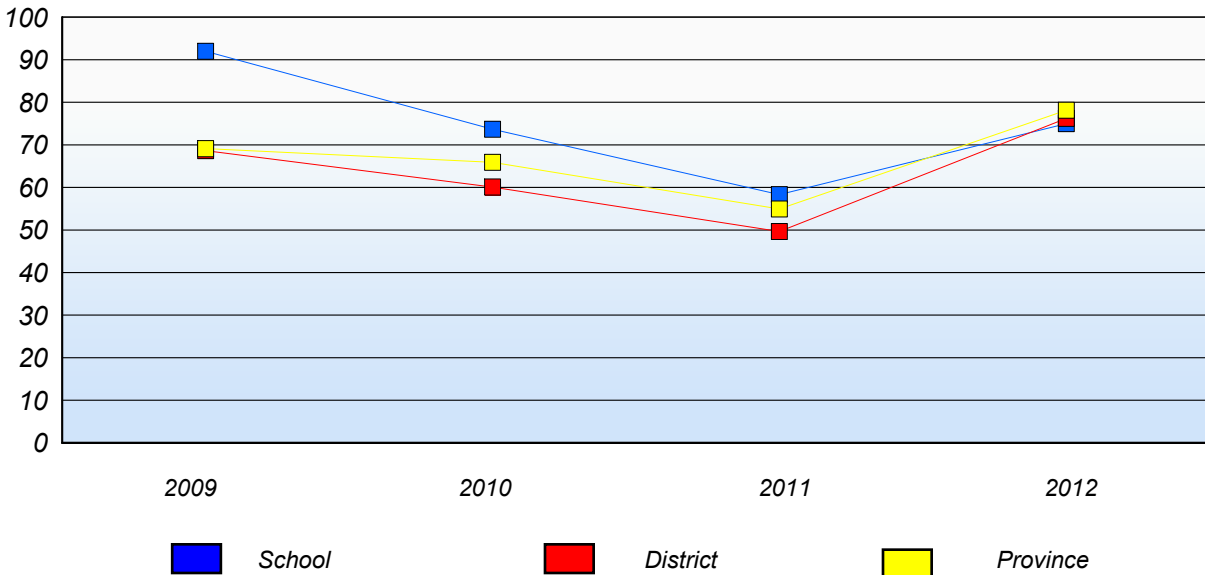
District 3 - Nova Central

School #: 407 Bay d'Espoir Academy

**Demand Writing**  
Percentage of students at level 3 or above (2009 - 2012)



**Reading**  
Percentage of students at level 3 or above (2009 - 2012)



\* In some cases, CRT numbers may exceed AGR numbers based on late enrolments. Pie chart is based on the number of students who wrote the CRT.

\* Reading score is composite of Non Fiction and Poetry.

Mushuau Innu Natuashish School and Sheshatshiu Innu School are excluded from district and provincial results.

District 3 - Nova Central

School #: 413 Holy Cross School Complex

**Demand Writing**

**School**

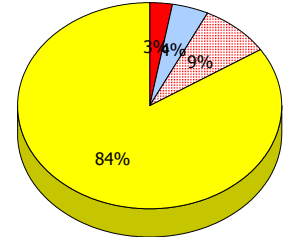
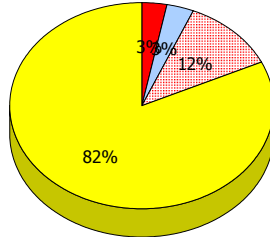
*School data with 5 or fewer students withheld for reasons of confidentiality.*

**District**

**Province**

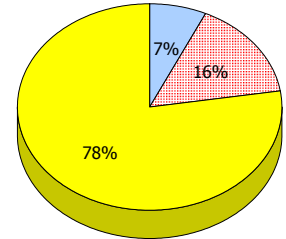
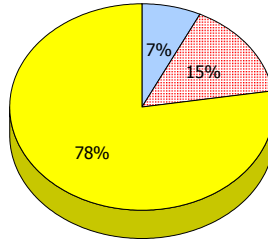
**2012**

Apr 30,  
2012 (5)



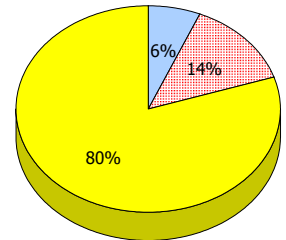
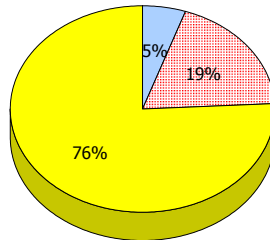
**2011**

AGR (1)



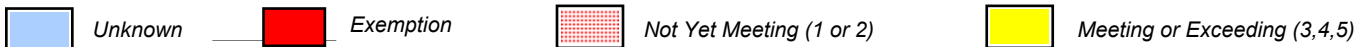
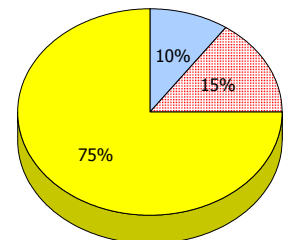
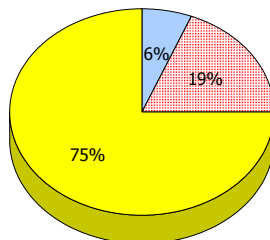
**2010**

AGR (7)



**2009**

AGR (11)



\* In some cases, CRT numbers may exceed AGR numbers based on late enrolments. Pie chart is based on the number of students who wrote the CRT.

\* Reading score is composite of Non Fiction and Poetry.

Mushuau Innu Natuashish School and Sheshatshiu Innu School are excluded from district and provincial results.

District 3 - Nova Central

School #: 413 Holy Cross School Complex

**Reading**

**School**

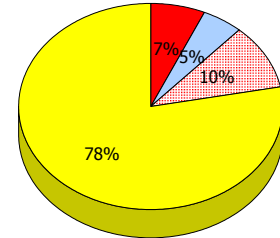
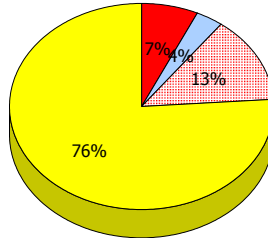
*School data with 5 or fewer students  
withheld for reasons of confidentiality.*

**District**

**Province**

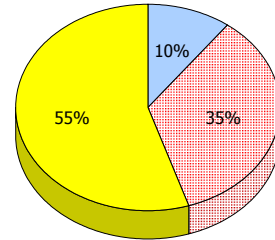
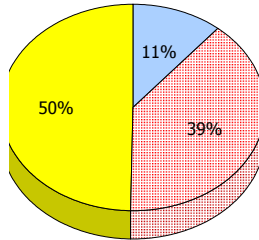
**2012**

Apr 30,  
2012 (5)



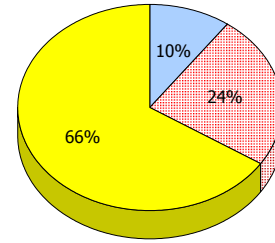
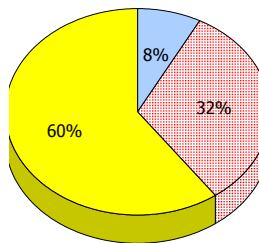
**2011**

AGR (1)



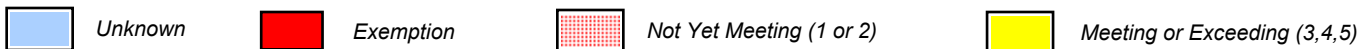
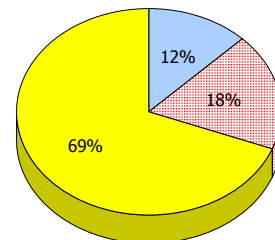
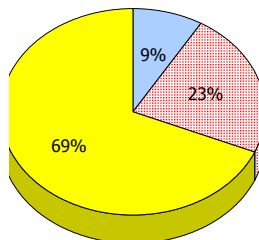
**2010**

AGR (7)



**2009**

AGR (11)



\* In some cases, CRT numbers may exceed AGR numbers based on late enrolments. Pie chart is based on the number of students who wrote the CRT.

\* Reading score is composite of Non Fiction and Poetry.

Mushuau Innu Natuashish School and Sheshatshiu Innu School are excluded from district and provincial results.





District 3 - Nova Central

School #: 414 Fogo Island Central Academy

**Demand Writing**

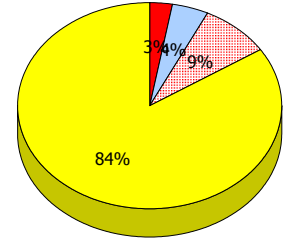
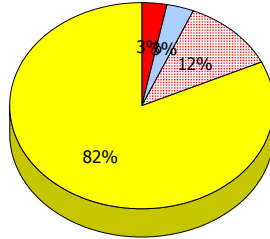
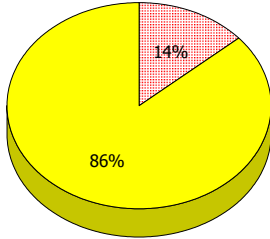
**School**

**District**

**Province**

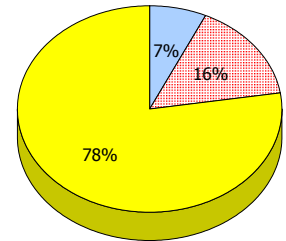
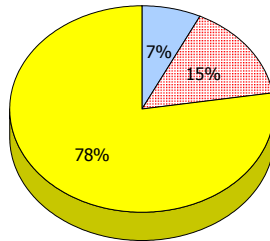
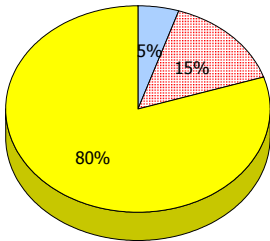
**2012**

Apr 30,  
2012 (22)



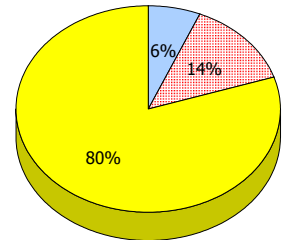
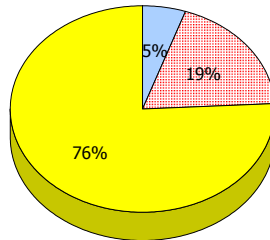
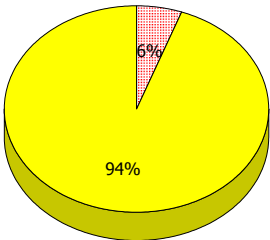
**2011**

AGR (20)



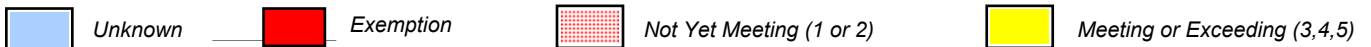
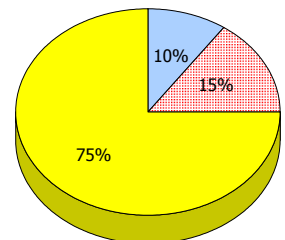
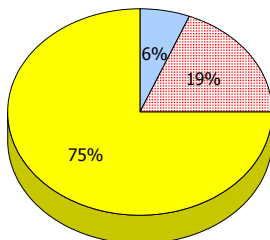
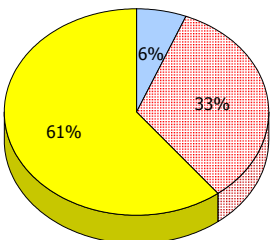
**2010**

AGR (18)



**2009**

AGR (33)



\* In some cases, CRT numbers may exceed AGR numbers based on late enrolments. Pie chart is based on the number of students who wrote the CRT.

\* Reading score is composite of Non Fiction and Poetry.

Mushuau Innu Natuashish School and Sheshatshiu Innu School are excluded from district and provincial results.

Source: Division of Evaluation and Research, Department of Education

District 3 - Nova Central

School #: 414 Fogo Island Central Academy

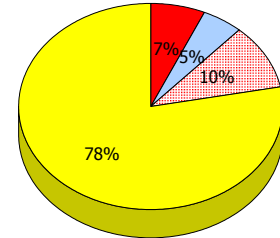
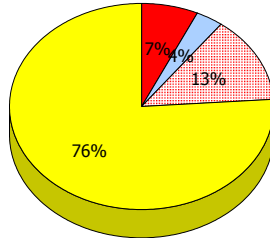
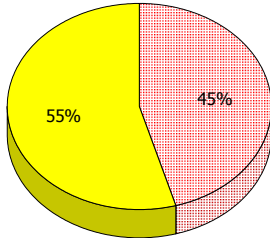
**Reading**

**School**

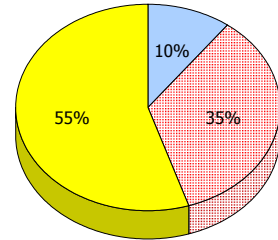
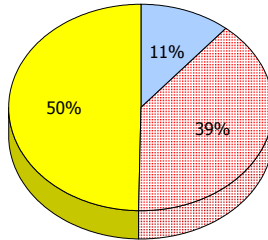
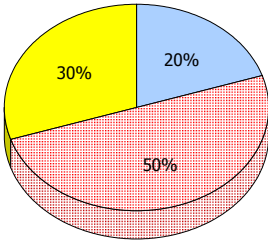
**District**

**Province**

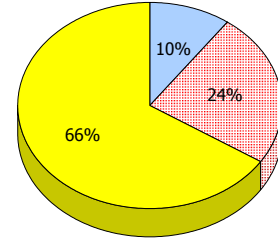
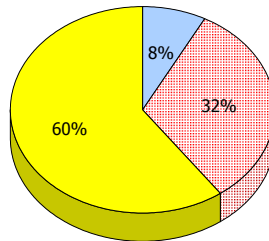
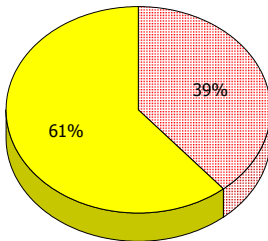
**2012**  
Apr 30,  
2012 (22)



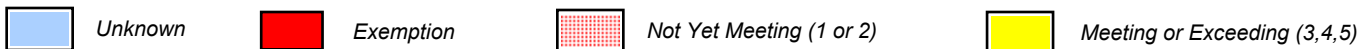
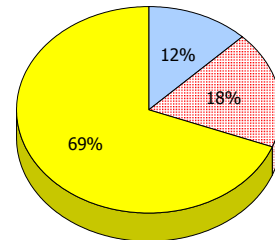
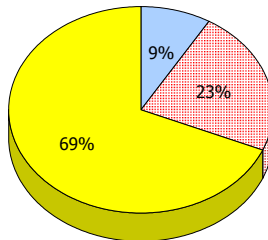
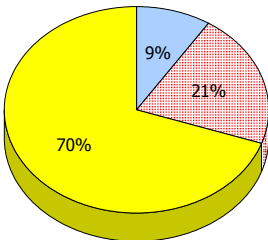
**2011**  
AGR (20)



**2010**  
AGR (18)



**2009**  
AGR (33)



\* In some cases, CRT numbers may exceed AGR numbers based on late enrolments. Pie chart is based on the number of students who wrote the CRT.

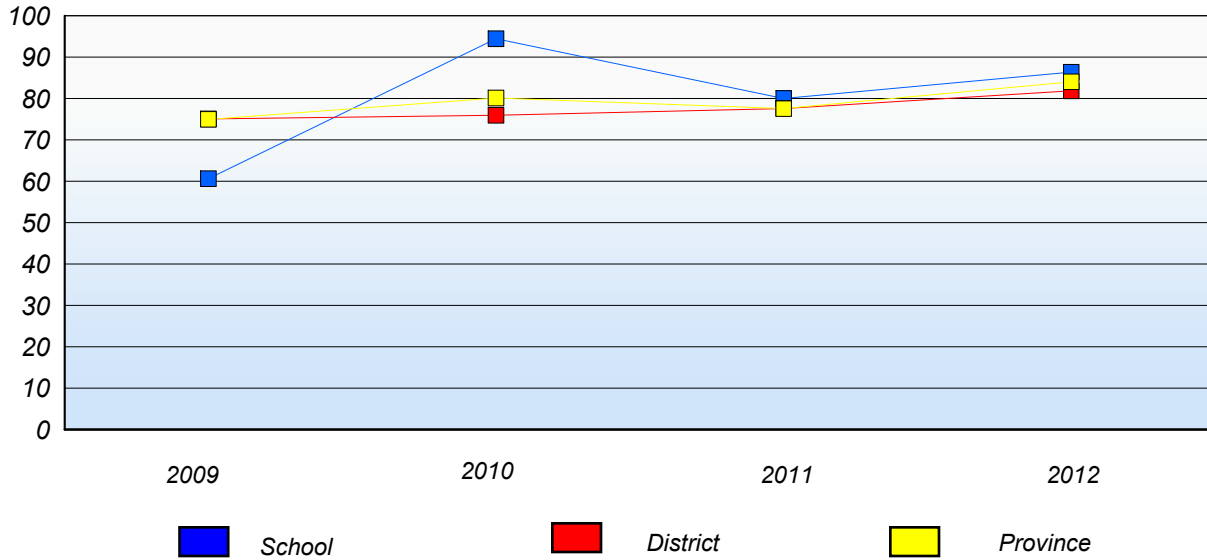
\* Reading score is composite of Non Fiction and Poetry.

Mushuau Innu Natuashish School and Sheshatshiu Innu School are excluded from district and provincial results.

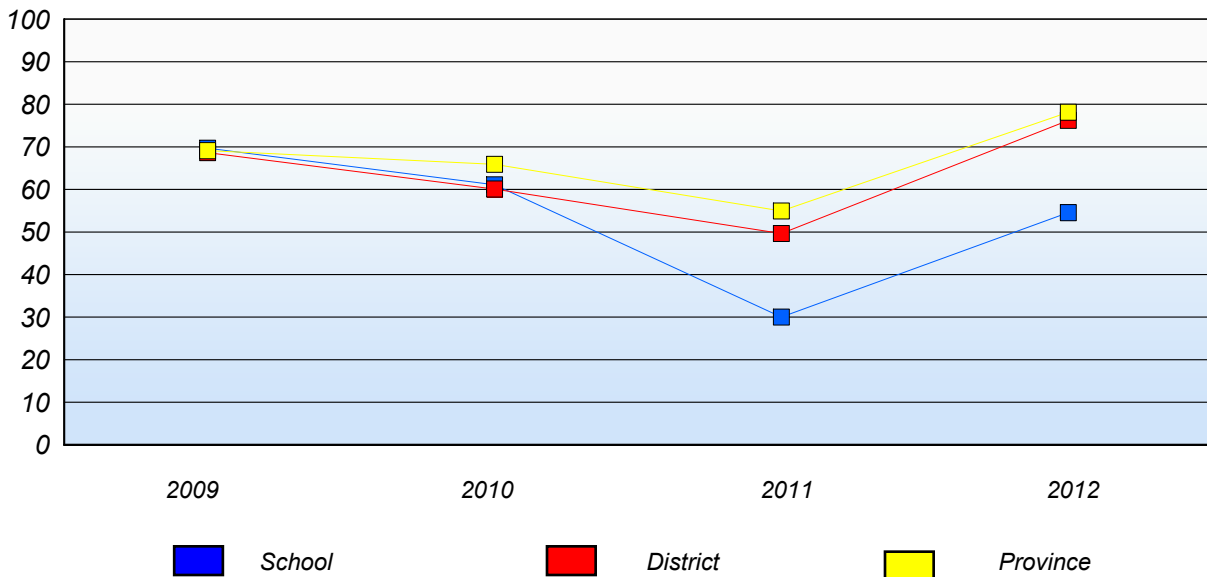
District 3 - Nova Central

School #: 414 Fogo Island Central Academy

**Demand Writing**  
Percentage of students at level 3 or above (2009 - 2012)



**Reading**  
Percentage of students at level 3 or above (2009 - 2012)



\* In some cases, CRT numbers may exceed AGR numbers based on late enrolments. Pie chart is based on the number of students who wrote the CRT.

\* Reading score is composite of Non Fiction and Poetry.

Mushuau Innu Natuashish School and Sheshatshiu Innu School are excluded from district and provincial results.

District 3 - Nova Central

School #: 416 Smallwood Academy

**Demand Writing**

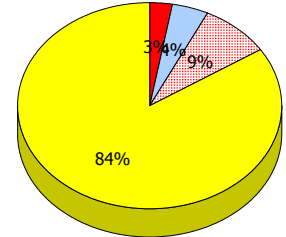
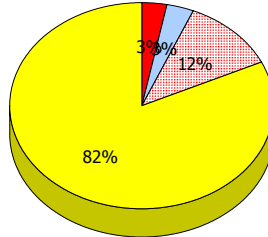
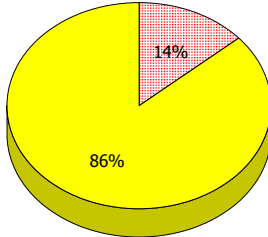
**School**

**District**

**Province**

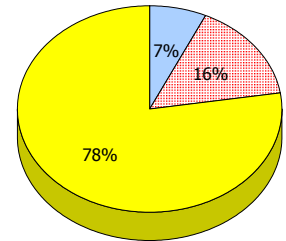
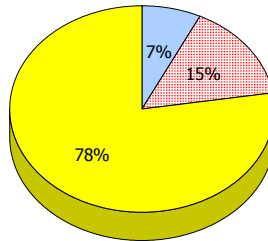
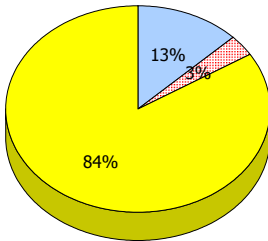
**2012**

Apr 30,  
2012 (22)



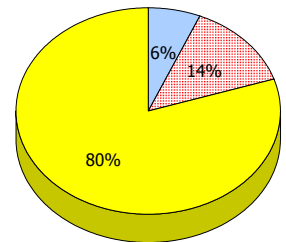
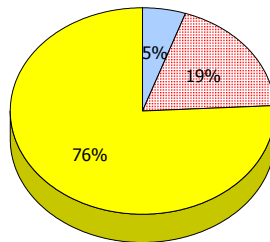
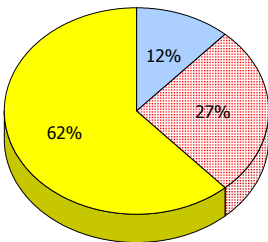
**2011**

AGR (31)



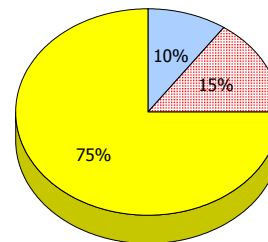
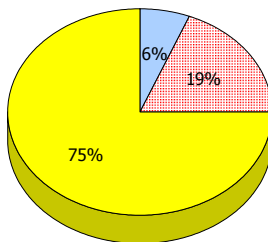
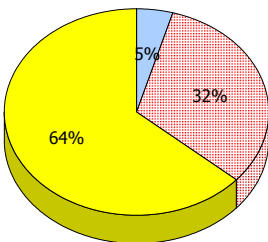
**2010**

AGR (26)



**2009**

AGR (22)



Unknown
  Exemption
  Not Yet Meeting (1 or 2)
  Meeting or Exceeding (3,4,5)

\* In some cases, CRT numbers may exceed AGR numbers based on late enrolments. Pie chart is based on the number of students who wrote the CRT.

\* Reading score is composite of Non Fiction and Poetry.

Mushuau Innu Natuashish School and Sheshatshiu Innu School are excluded from district and provincial results.

District 3 - Nova Central

School #: 416 Smallwood Academy

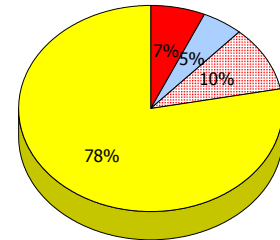
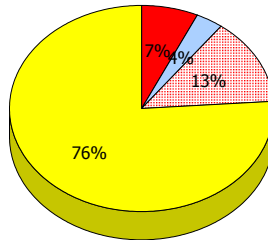
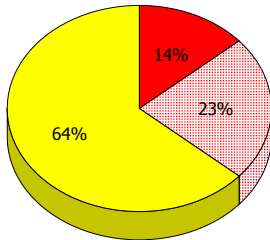
**Reading**

**School**

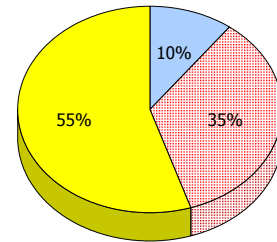
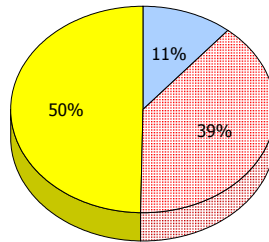
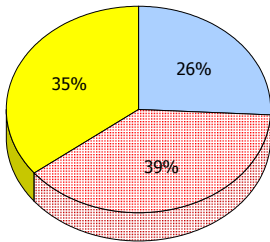
**District**

**Province**

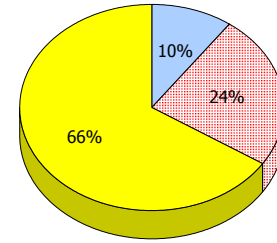
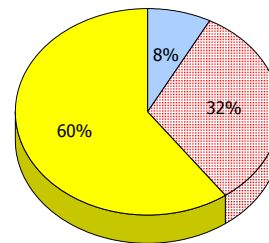
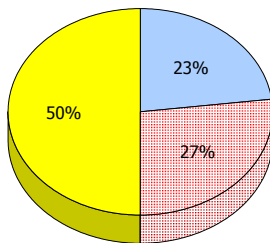
**2012**  
Apr 30,  
2012 (22)



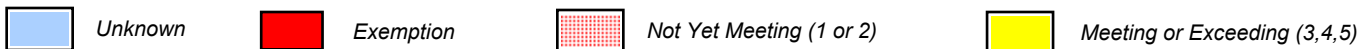
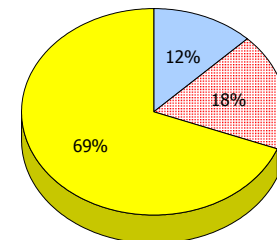
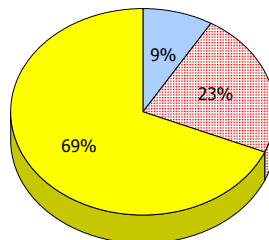
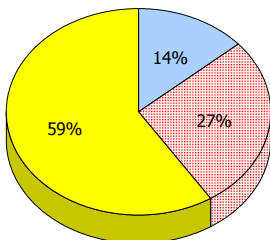
**2011**  
AGR (31)



**2010**  
AGR (26)



**2009**  
AGR (22)



\* In some cases, CRT numbers may exceed AGR numbers based on late enrolments. Pie chart is based on the number of students who wrote the CRT.

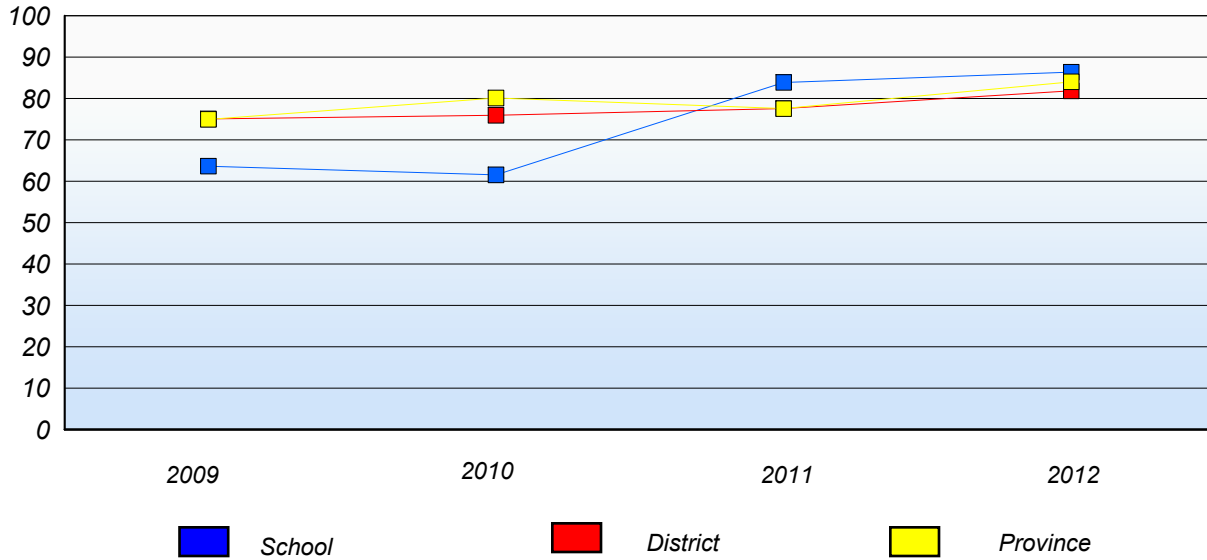
\* Reading score is composite of Non Fiction and Poetry.

Mushuau Innu Natuashish School and Sheshatshiu Innu School are excluded from district and provincial results.

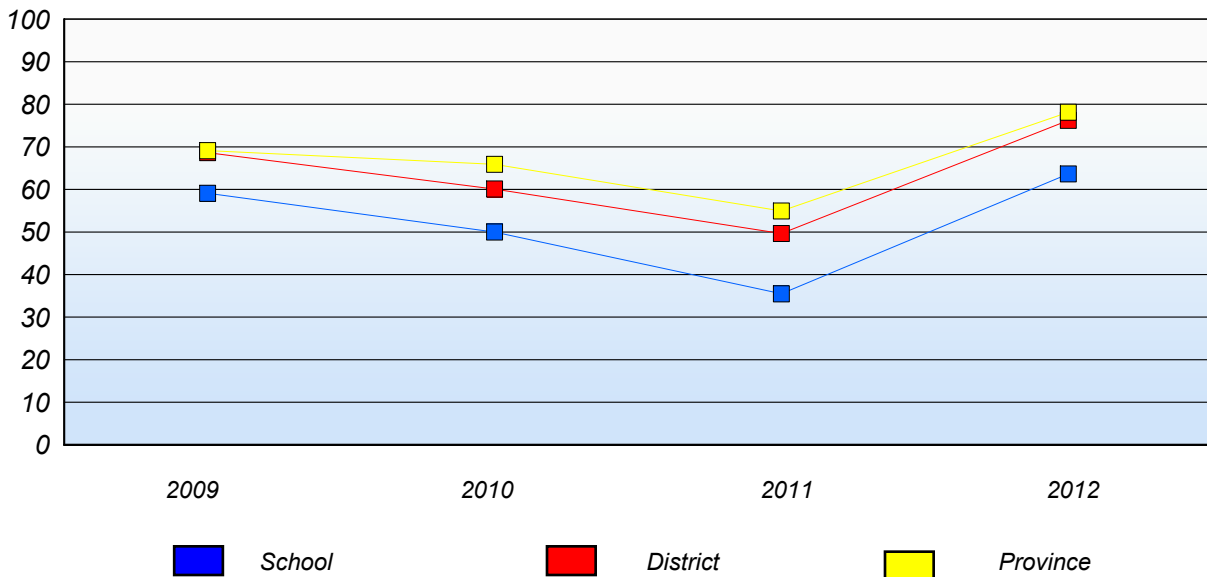
District 3 - Nova Central

School #: 416 Smallwood Academy

**Demand Writing**  
Percentage of students at level 3 or above (2009 - 2012)



**Reading**  
Percentage of students at level 3 or above (2009 - 2012)



\* In some cases, CRT numbers may exceed AGR numbers based on late enrolments. Pie chart is based on the number of students who wrote the CRT.

\* Reading score is composite of Non Fiction and Poetry.

Mushuau Innu Natuashish School and Sheshatshiu Innu School are excluded from district and provincial results.

District 3 - Nova Central

School #: 420 St. Paul's Intermediate School

**Demand Writing**

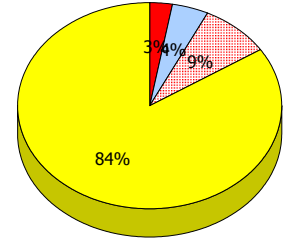
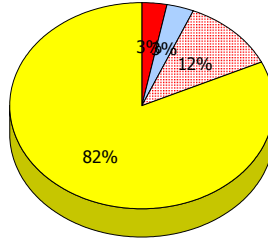
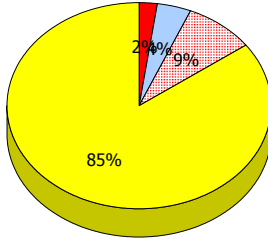
**School**

**District**

**Province**

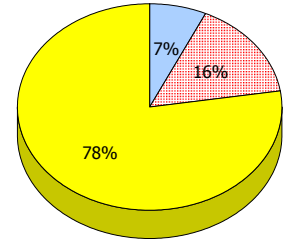
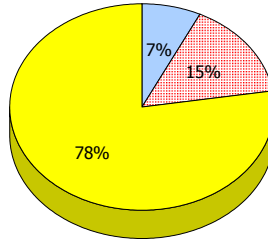
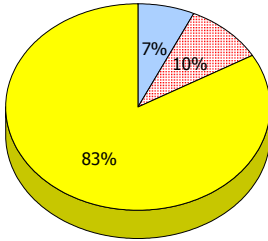
**2012**

Apr 30,  
2012  
(127)



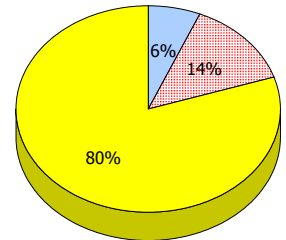
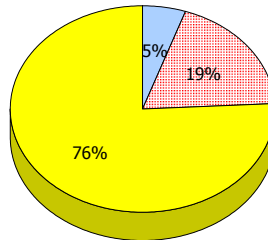
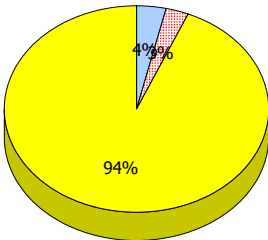
**2011**

AGR (143)



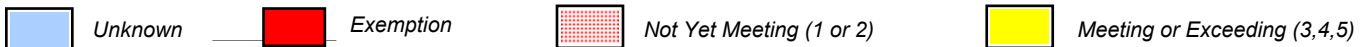
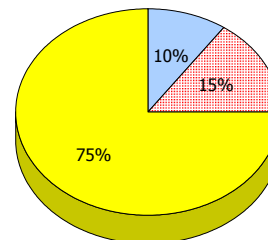
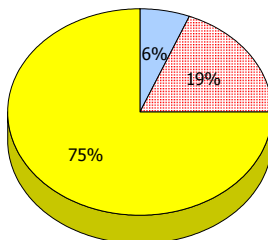
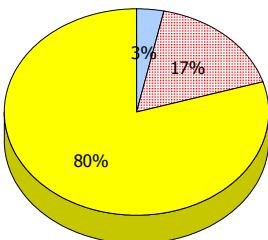
**2010**

AGR (108)



**2009**

AGR (124)



\* In some cases, CRT numbers may exceed AGR numbers based on late enrolments. Pie chart is based on the number of students who wrote the CRT.

\* Reading score is composite of Non Fiction and Poetry.

Mushuau Innu Natuashish School and Sheshatshiu Innu School are excluded from district and provincial results.

District 3 - Nova Central

School #: 420 St. Paul's Intermediate School

**Reading**

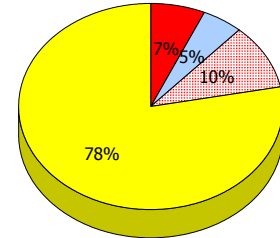
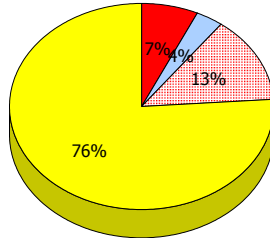
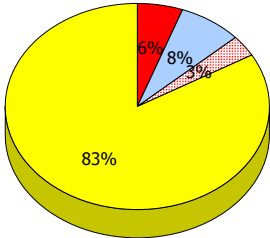
**School**

**District**

**Province**

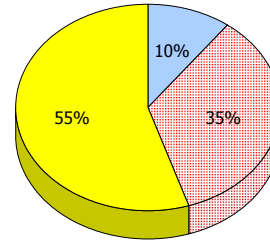
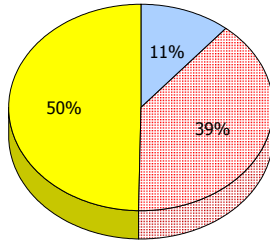
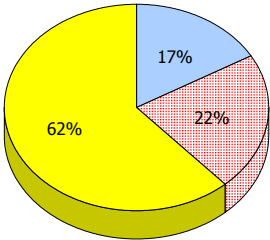
**2012**

Apr 30,  
2012  
(127)



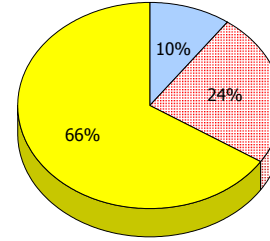
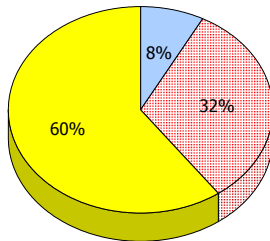
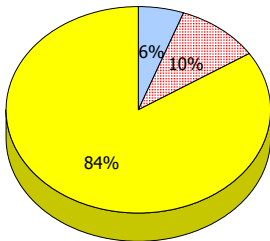
**2011**

AGR (143)



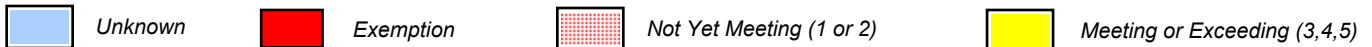
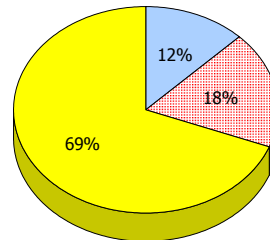
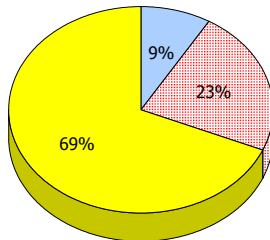
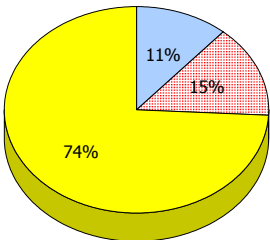
**2010**

AGR (108)



**2009**

AGR (124)



\* In some cases, CRT numbers may exceed AGR numbers based on late enrolments. Pie chart is based on the number of students who wrote the CRT.

\* Reading score is composite of Non Fiction and Poetry.

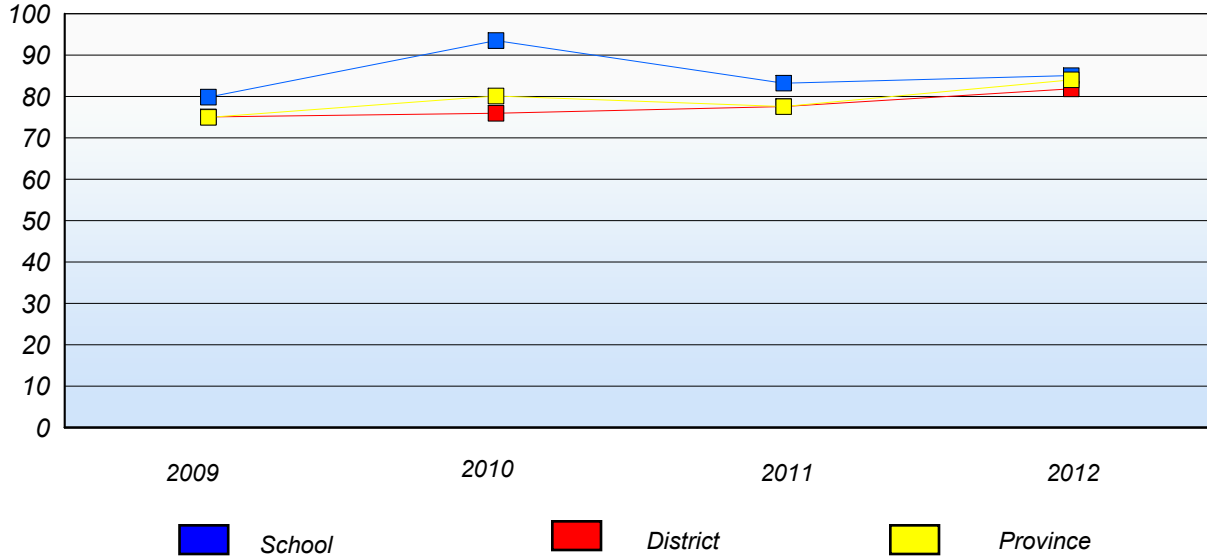
Mushuau Innu Natuashish School and Sheshatshiu Innu School are excluded from district and provincial results.



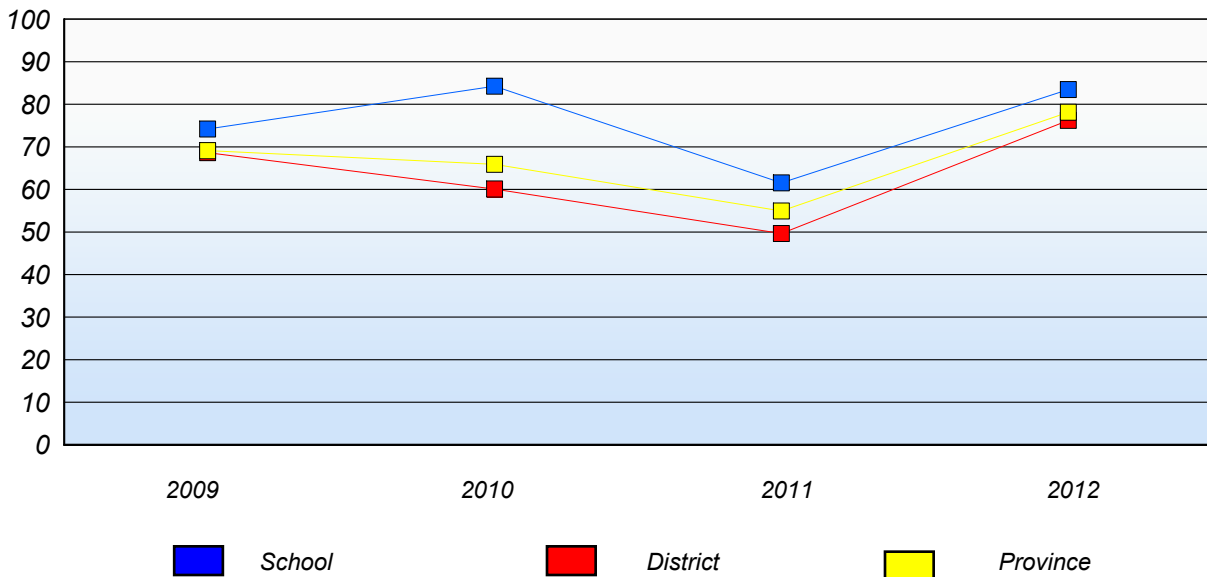
District 3 - Nova Central

School #: 420      St. Paul's Intermediate School

**Demand Writing**  
Percentage of students at level 3 or above (2009 - 2012)



**Reading**  
Percentage of students at level 3 or above (2009 - 2012)



\* In some cases, CRT numbers may exceed AGR numbers based on late enrolments. Pie chart is based on the number of students who wrote the CRT.

\* Reading score is composite of Non Fiction and Poetry.

Mushuau Innu Natuashish School and Sheshatshiu Innu School are excluded from district and provincial results.

District 3 - Nova Central

School #: 421 Lakewood Academy

**Demand Writing**

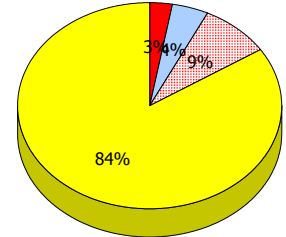
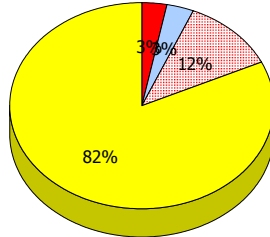
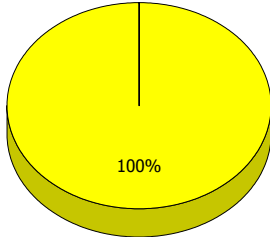
School

District

Province

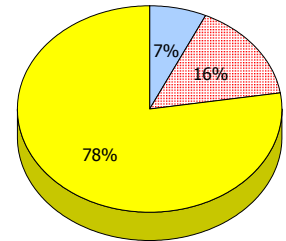
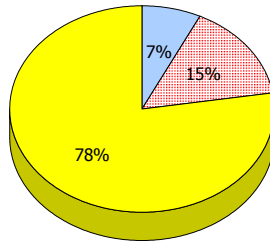
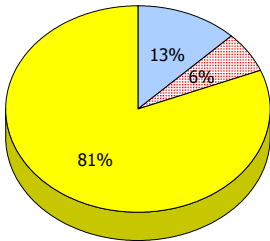
**2012**

Apr 30,  
2012 (9)



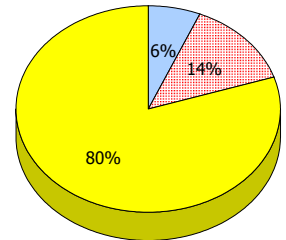
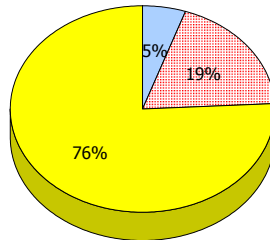
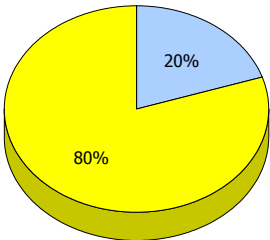
**2011**

AGR (16)



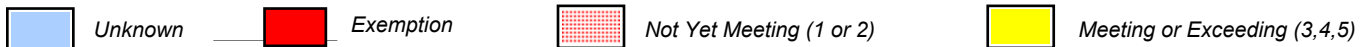
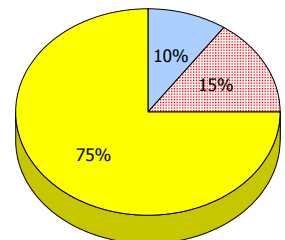
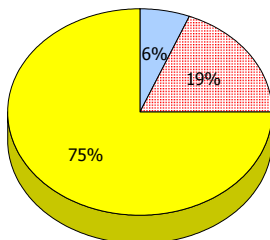
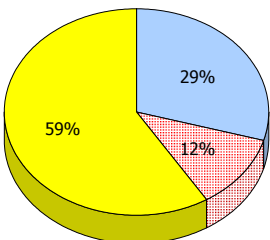
**2010**

AGR (15)



**2009**

AGR (17)



\* In some cases, CRT numbers may exceed AGR numbers based on late enrolments. Pie chart is based on the number of students who wrote the CRT.

\* Reading score is composite of Non Fiction and Poetry.

Mushuau Innu Natuashish School and Sheshatshiu Innu School are excluded from district and provincial results.

District 3 - Nova Central

School #: 421 Lakewood Academy

**Reading**

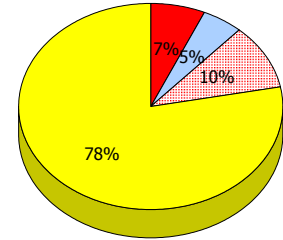
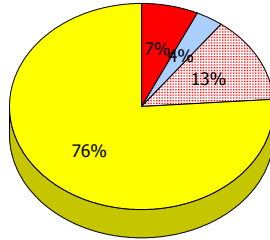
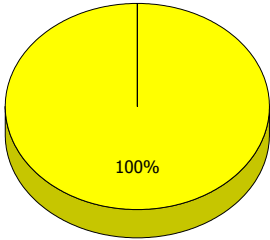
**School**

**District**

**Province**

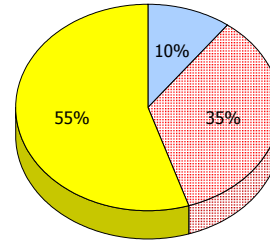
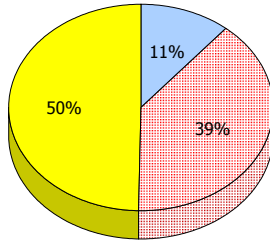
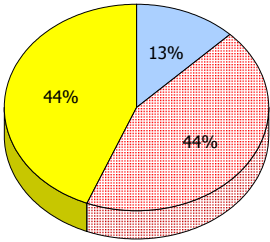
**2012**

Apr 30,  
2012 (9)



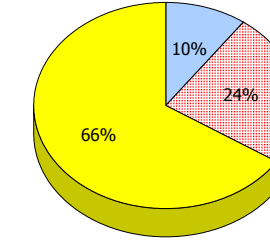
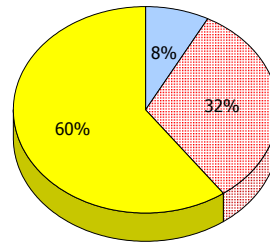
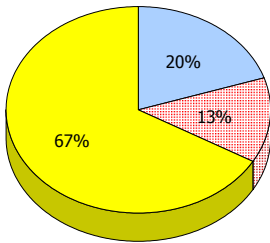
**2011**

AGR (16)



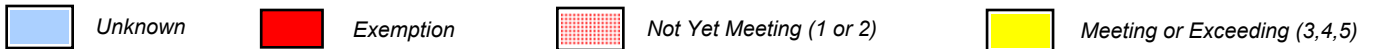
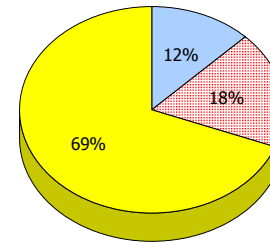
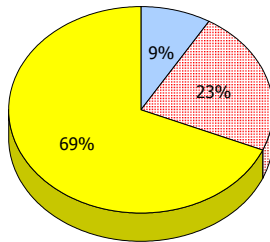
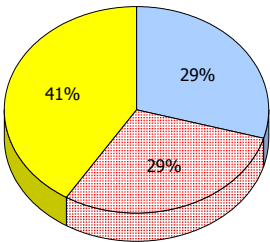
**2010**

AGR (15)



**2009**

AGR (17)



\* In some cases, CRT numbers may exceed AGR numbers based on late enrolments. Pie chart is based on the number of students who wrote the CRT.

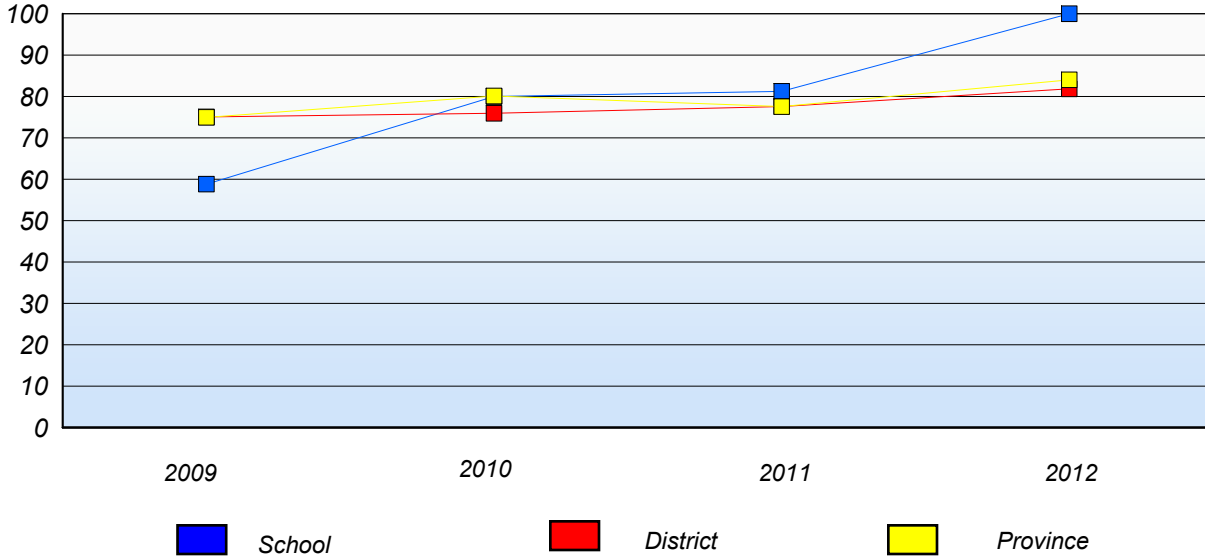
\* Reading score is composite of Non Fiction and Poetry.

Mushuau Innu Natuashish School and Sheshatshiu Innu School are excluded from district and provincial results.

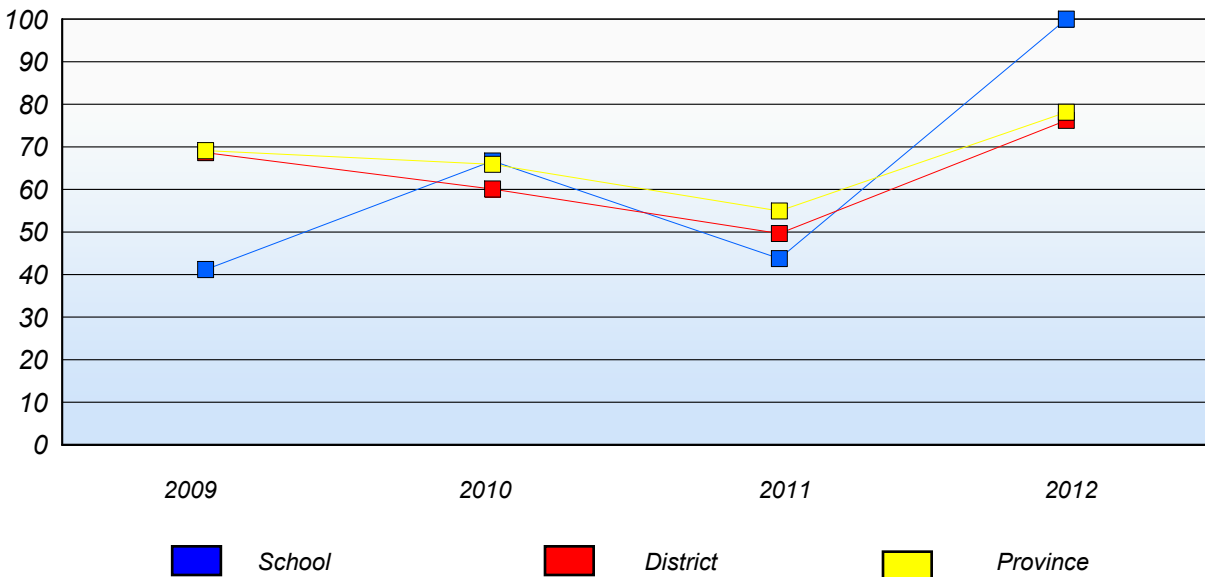
District 3 - Nova Central

School #: 421 Lakewood Academy

**Demand Writing**  
Percentage of students at level 3 or above (2009 - 2012)



**Reading**  
Percentage of students at level 3 or above (2009 - 2012)



\* In some cases, CRT numbers may exceed AGR numbers based on late enrolments. Pie chart is based on the number of students who wrote the CRT.

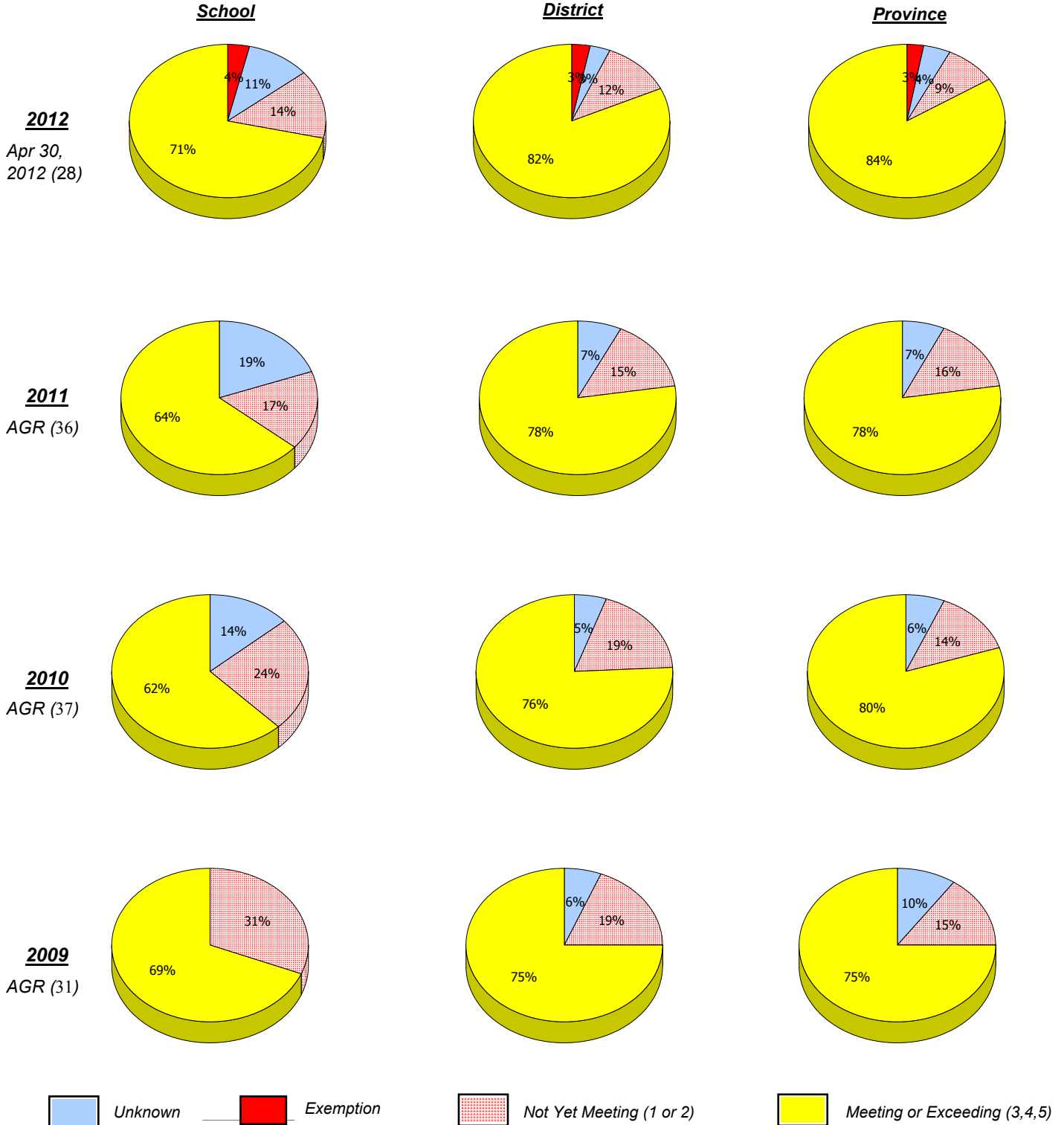
\* Reading score is composite of Non Fiction and Poetry.

Mushuau Innu Natuashish School and Sheshatshiu Innu School are excluded from district and provincial results.

District 3 - Nova Central

School #: 422      Glovertown Academy

**Demand Writing**



\* In some cases, CRT numbers may exceed AGR numbers based on late enrolments. Pie chart is based on the number of students who wrote the CRT.

\* Reading score is composite of Non Fiction and Poetry.

Mushuau Innu Natuashish School and Sheshatshiu Innu School are excluded from district and provincial results.

District 3 - Nova Central

School #: 422      Glovertown Academy

**Reading**

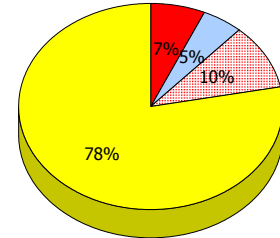
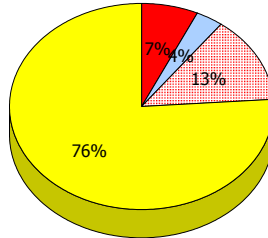
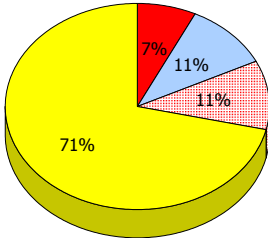
**School**

**District**

**Province**

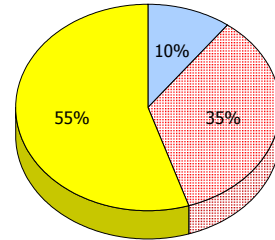
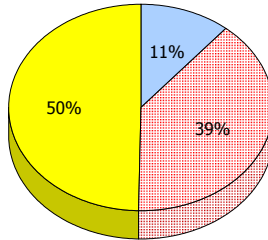
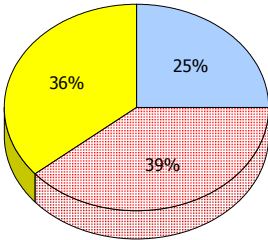
**2012**

Apr 30,  
2012 (28)



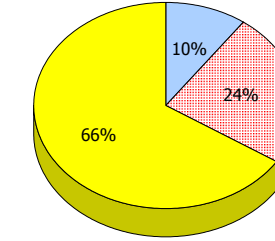
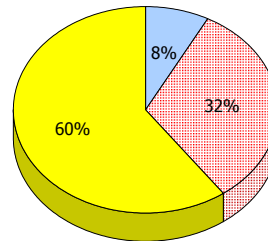
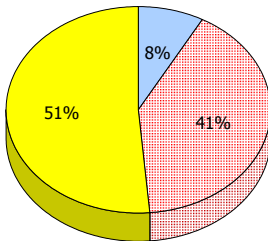
**2011**

AGR (36)



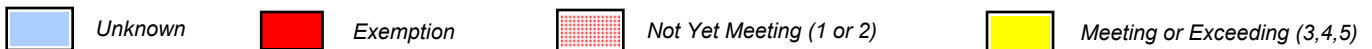
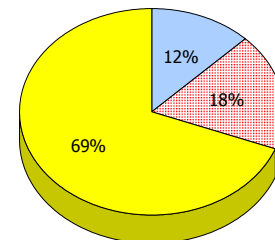
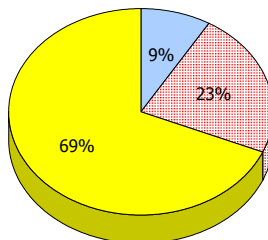
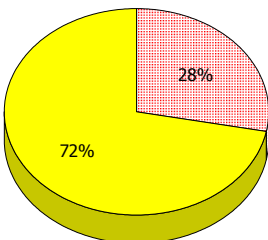
**2010**

AGR (37)



**2009**

AGR (31)



\* In some cases, CRT numbers may exceed AGR numbers based on late enrolments. Pie chart is based on the number of students who wrote the CRT.

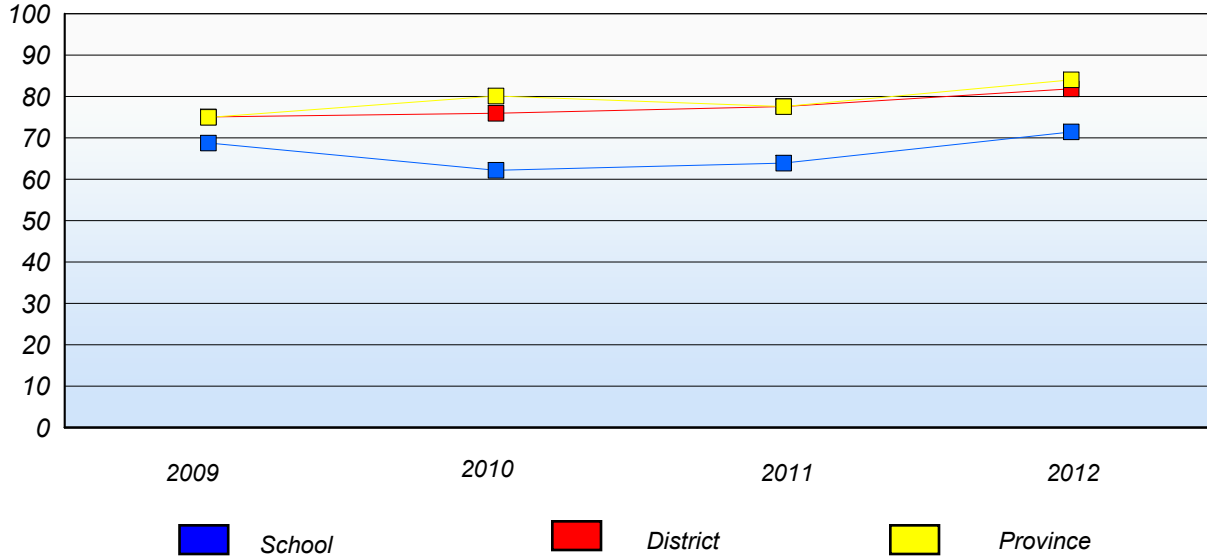
\* Reading score is composite of Non Fiction and Poetry.

Mushuau Innu Natuashish School and Sheshatshiu Innu School are excluded from district and provincial results.

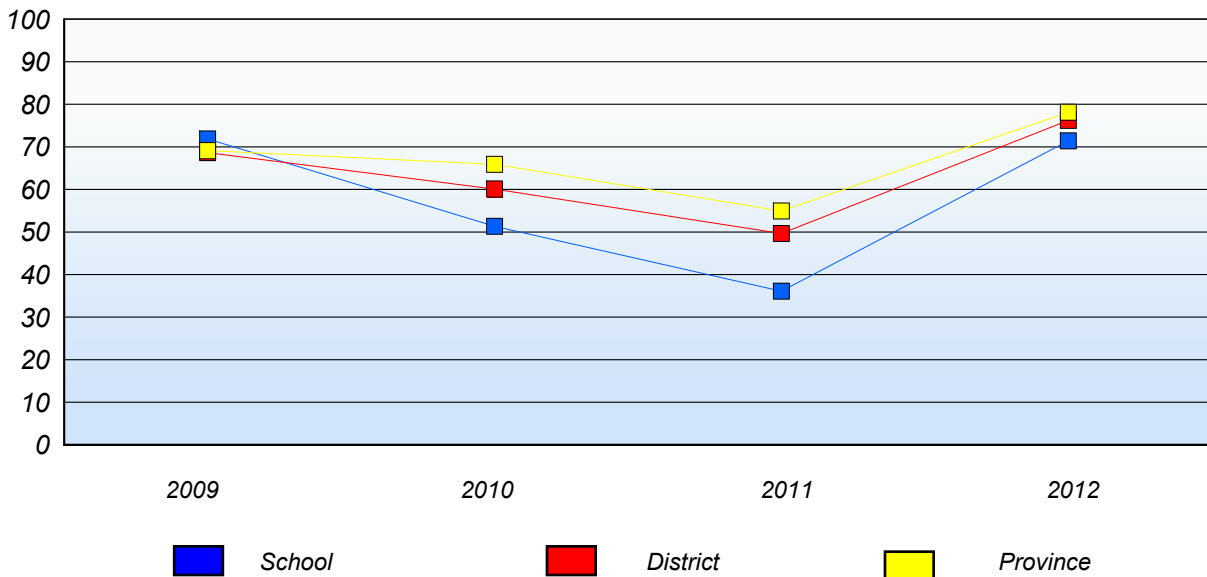
District 3 - Nova Central

School #: 422      Glovertown Academy

**Demand Writing**  
Percentage of students at level 3 or above (2009 - 2012)



**Reading**  
Percentage of students at level 3 or above (2009 - 2012)



\* In some cases, CRT numbers may exceed AGR numbers based on late enrolments. Pie chart is based on the number of students who wrote the CRT.

\* Reading score is composite of Non Fiction and Poetry.

Mushuau Innu Natuashish School and Sheshatshiu Innu School are excluded from district and provincial results.

District 3 - Nova Central

School #: 426 Hillview Academy

**Demand Writing**

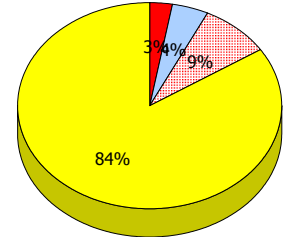
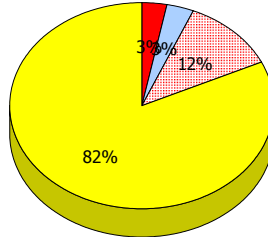
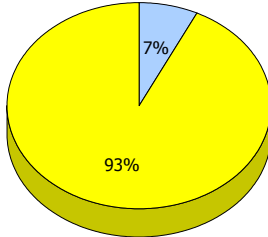
**School**

**District**

**Province**

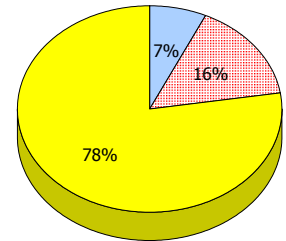
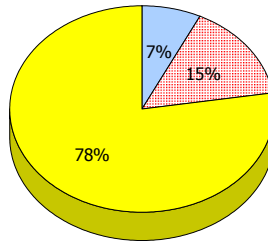
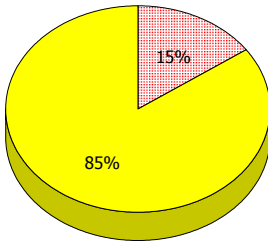
**2012**

Apr 30,  
2012 (14)



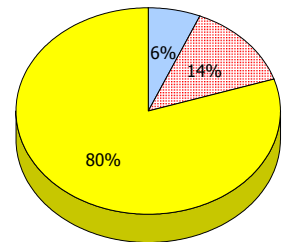
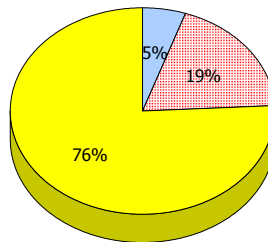
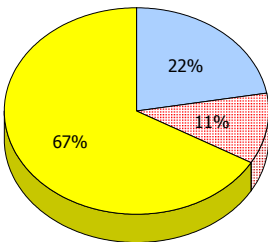
**2011**

AGR (13)



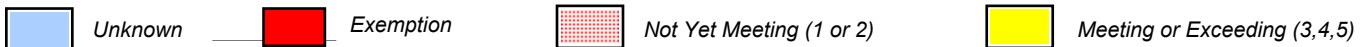
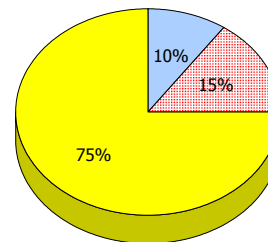
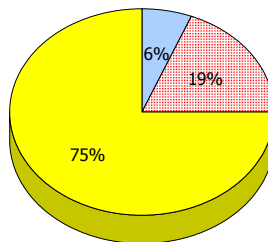
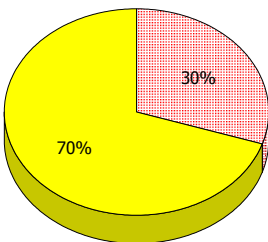
**2010**

AGR (9)



**2009**

AGR (10)



\* In some cases, CRT numbers may exceed AGR numbers based on late enrolments. Pie chart is based on the number of students who wrote the CRT.

\* Reading score is composite of Non Fiction and Poetry.

Mushuau Innu Natuashish School and Sheshatshiu Innu School are excluded from district and provincial results.

Source: Division of Evaluation and Research, Department of Education



District 3 - Nova Central

School #: 426 Hillview Academy

**Reading**

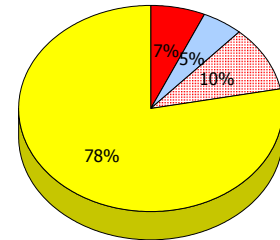
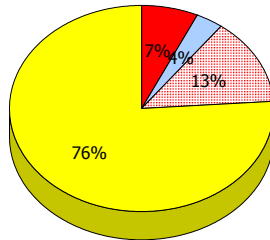
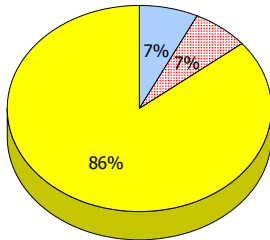
**School**

**District**

**Province**

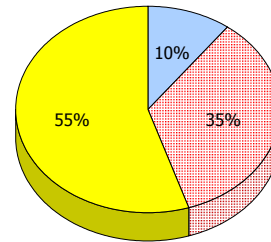
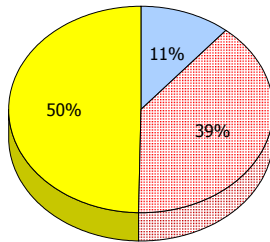
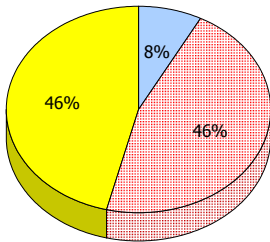
**2012**

Apr 30,  
2012 (14)



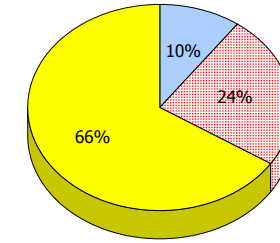
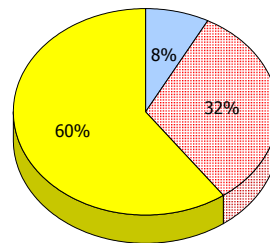
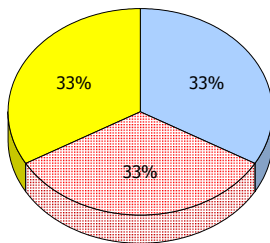
**2011**

AGR (13)



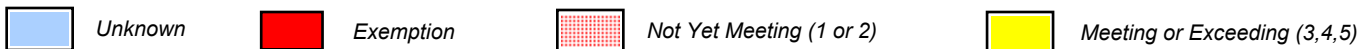
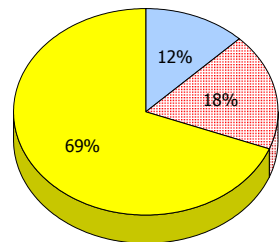
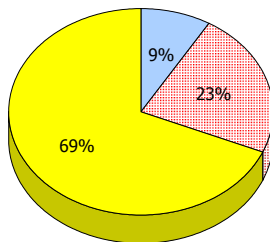
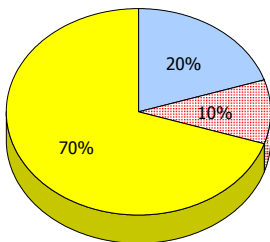
**2010**

AGR (9)



**2009**

AGR (10)



\* In some cases, CRT numbers may exceed AGR numbers based on late enrolments. Pie chart is based on the number of students who wrote the CRT.

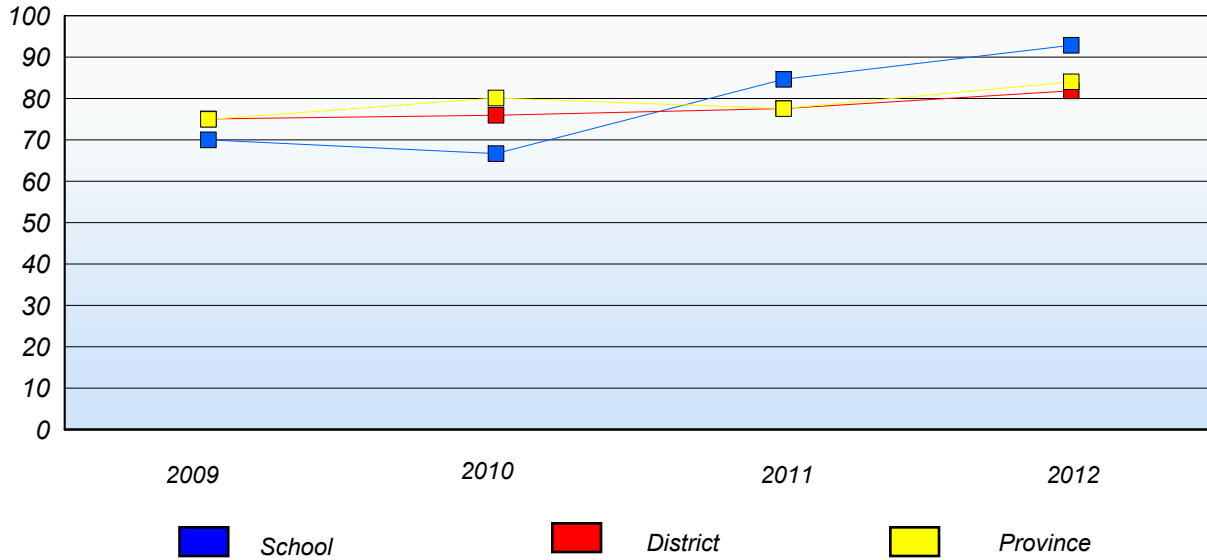
\* Reading score is composite of Non Fiction and Poetry.

Mushuau Innu Natuashish School and Sheshatshiu Innu School are excluded from district and provincial results.

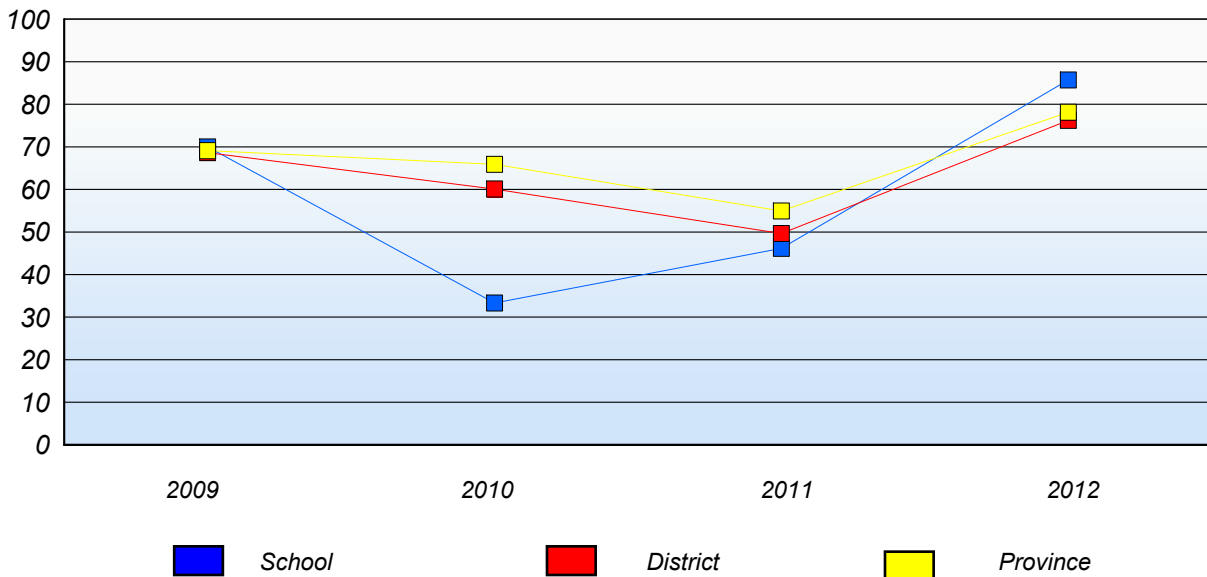
District 3 - Nova Central

School #: 426 Hillview Academy

**Demand Writing**  
Percentage of students at level 3 or above (2009 - 2012)



**Reading**  
Percentage of students at level 3 or above (2009 - 2012)



\* In some cases, CRT numbers may exceed AGR numbers based on late enrolments. Pie chart is based on the number of students who wrote the CRT.

\* Reading score is composite of Non Fiction and Poetry.

Mushuau Innu Natuashish School and Sheshatshiu Innu School are excluded from district and provincial results.

District 3 - Nova Central

School #: 478 New World Island Academy

**Demand Writing**

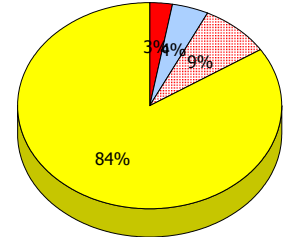
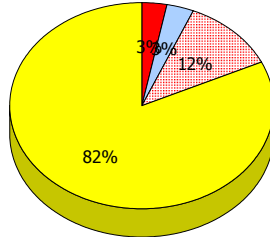
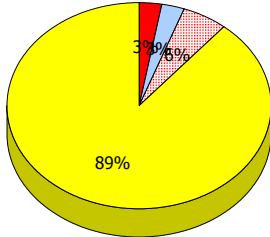
**School**

**District**

**Province**

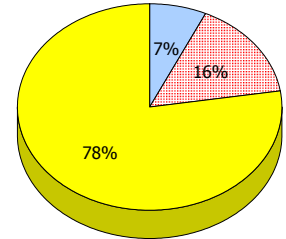
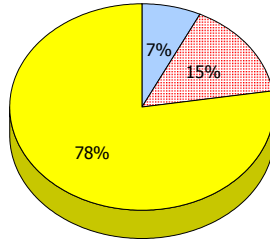
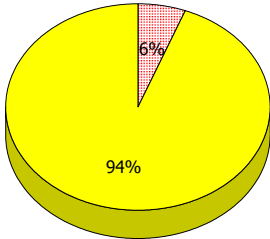
**2012**

Apr 30,  
2012 (36)



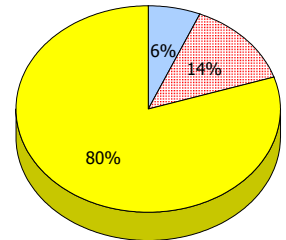
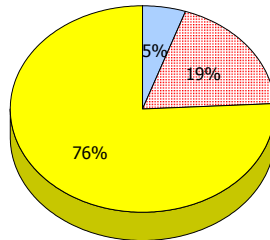
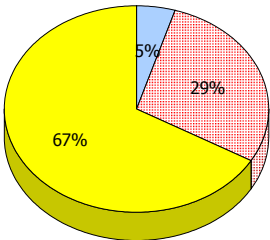
**2011**

AGR (34)



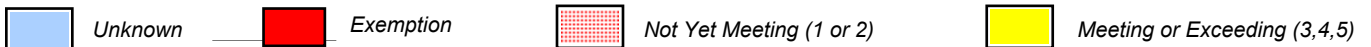
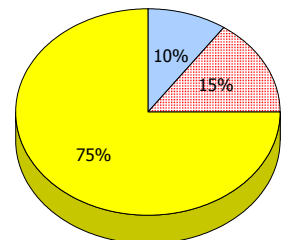
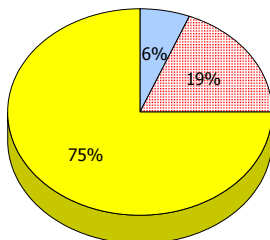
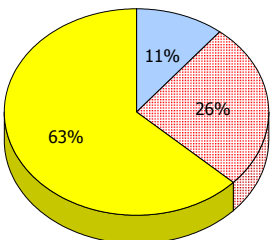
**2010**

AGR (42)



**2009**

AGR (46)



\* In some cases, CRT numbers may exceed AGR numbers based on late enrolments. Pie chart is based on the number of students who wrote the CRT.

\* Reading score is composite of Non Fiction and Poetry.

Mushuau Innu Natuashish School and Sheshatshiu Innu School are excluded from district and provincial results.

Source: Division of Evaluation and Research, Department of Education

District 3 - Nova Central

School #: 478 New World Island Academy

**Reading**

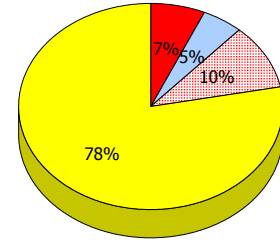
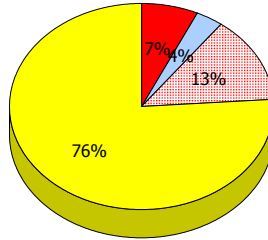
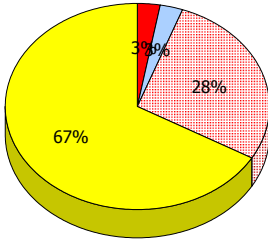
**School**

**District**

**Province**

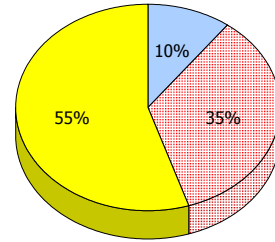
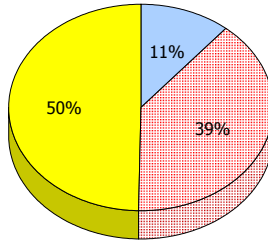
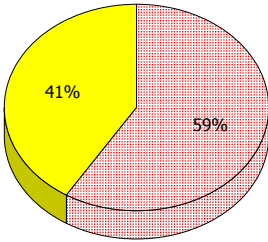
**2012**

Apr 30,  
2012 (36)



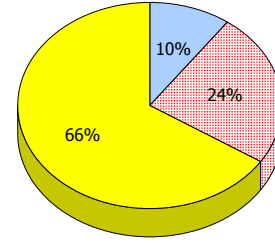
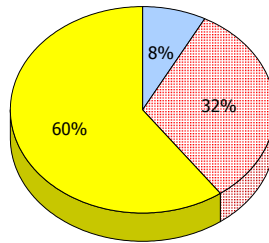
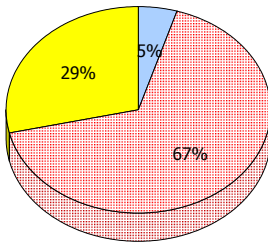
**2011**

AGR (34)



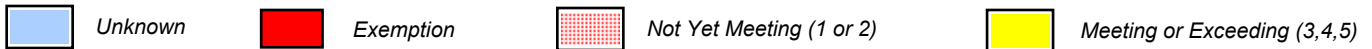
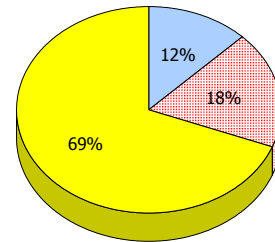
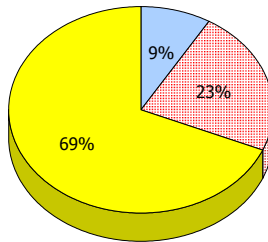
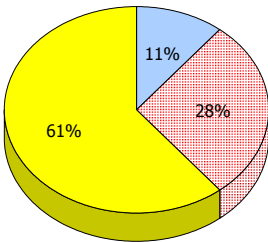
**2010**

AGR (42)



**2009**

AGR (46)



\* In some cases, CRT numbers may exceed AGR numbers based on late enrolments. Pie chart is based on the number of students who wrote the CRT.

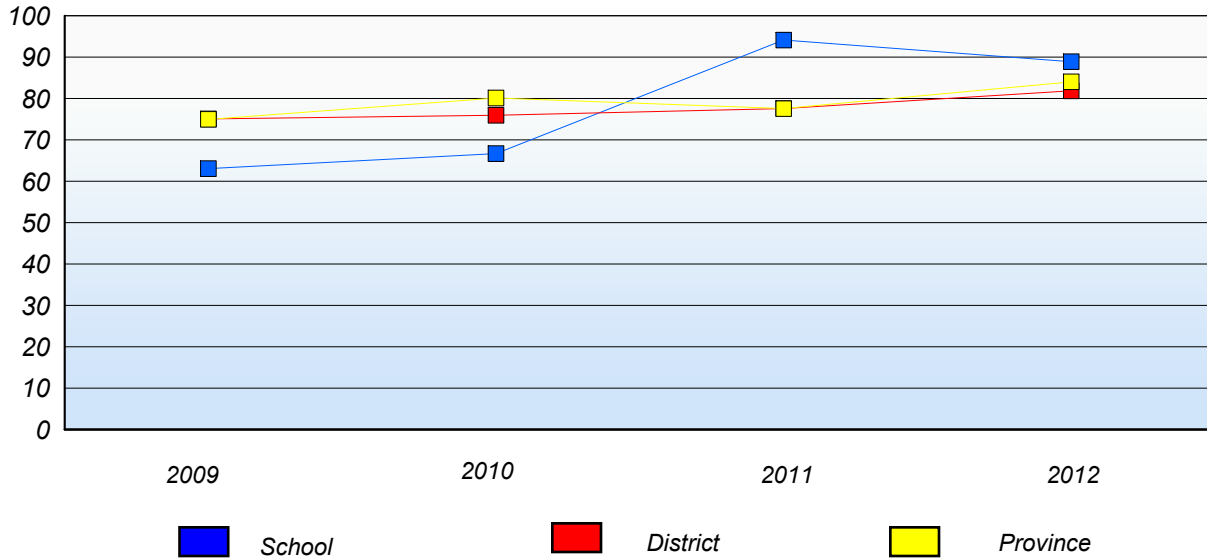
\* Reading score is composite of Non Fiction and Poetry.

Mushuau Innu Natuashish School and Sheshatshiu Innu School are excluded from district and provincial results.

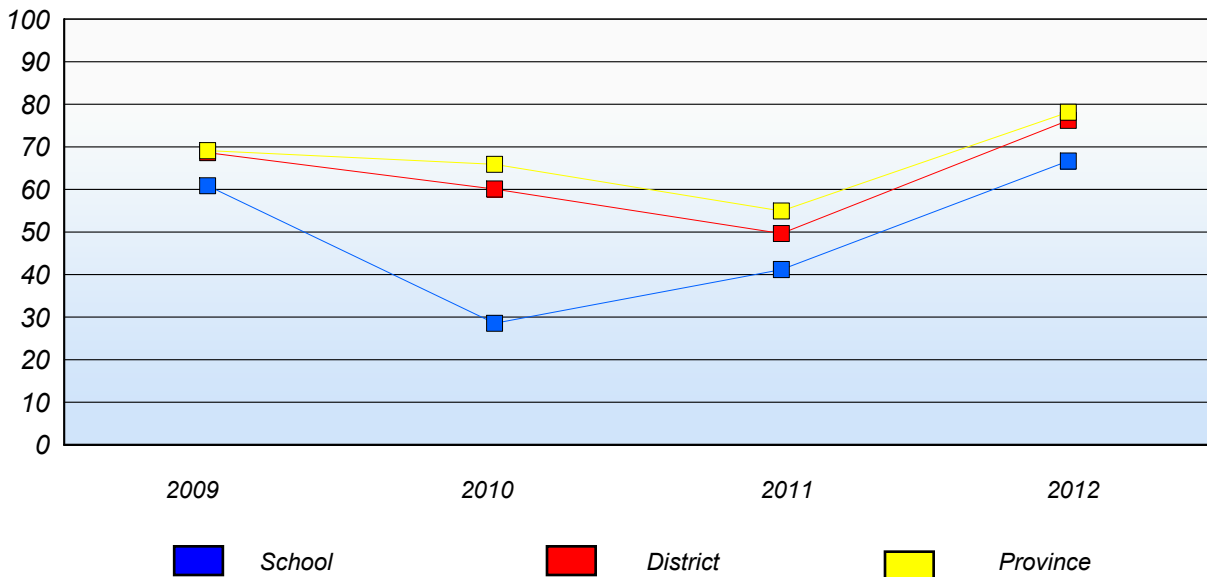
District 3 - Nova Central

School #: 478      New World Island Academy

**Demand Writing**  
Percentage of students at level 3 or above (2009 - 2012)



**Reading**  
Percentage of students at level 3 or above (2009 - 2012)



\* In some cases, CRT numbers may exceed AGR numbers based on late enrolments. Pie chart is based on the number of students who wrote the CRT.

\* Reading score is composite of Non Fiction and Poetry.

Mushuau Innu Natuashish School and Sheshatshiu Innu School are excluded from district and provincial results.

District 3 - Nova Central

School #: 481 Exploits Valley Intermediate

**Demand Writing**

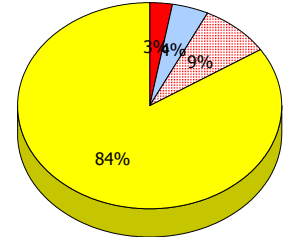
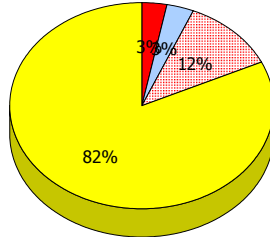
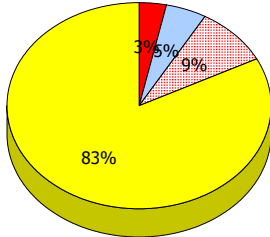
**School**

**District**

**Province**

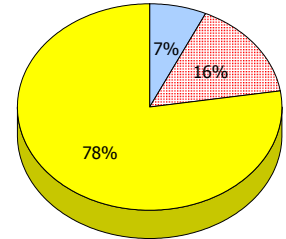
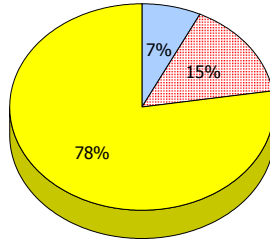
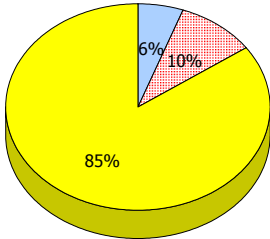
**2012**

Apr 30,  
2012  
(155)



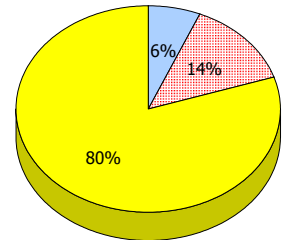
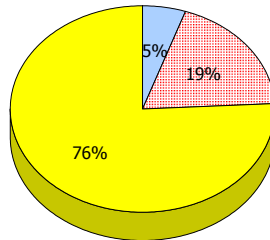
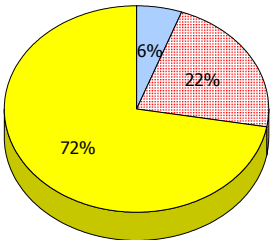
**2011**

AGR (143)



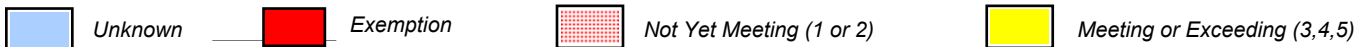
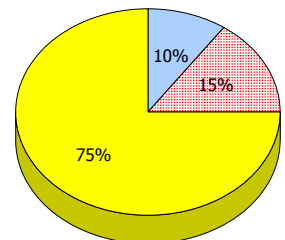
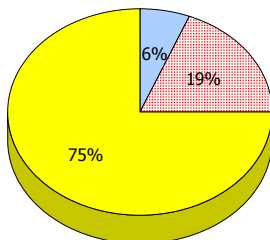
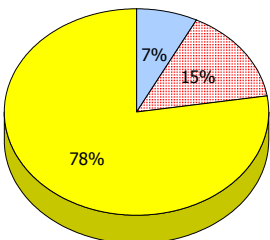
**2010**

AGR (159)



**2009**

AGR (161)



\* In some cases, CRT numbers may exceed AGR numbers based on late enrolments. Pie chart is based on the number of students who wrote the CRT.

\* Reading score is composite of Non Fiction and Poetry.

Mushuau Innu Natuashish School and Sheshatshiu Innu School are excluded from district and provincial results.

Source: Division of Evaluation and Research, Department of Education

District 3 - Nova Central

School #: 481 Exploits Valley Intermediate

**Reading**

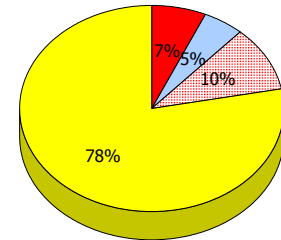
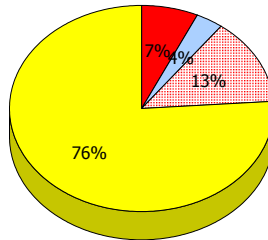
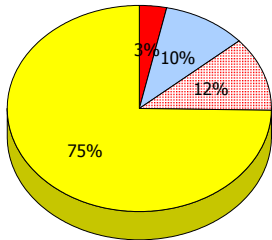
**School**

**District**

**Province**

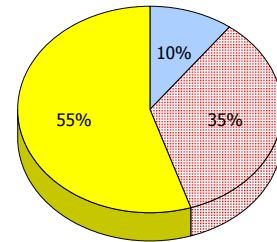
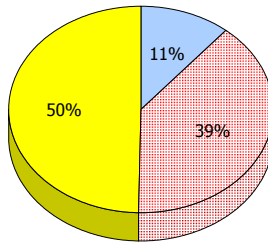
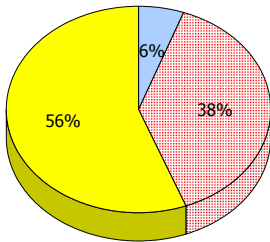
**2012**

Apr 30,  
2012  
(155)



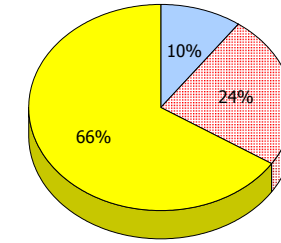
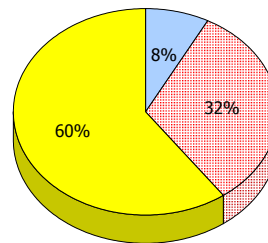
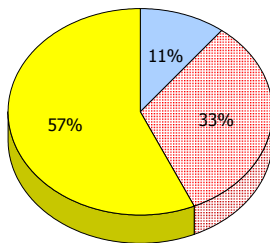
**2011**

AGR (143)



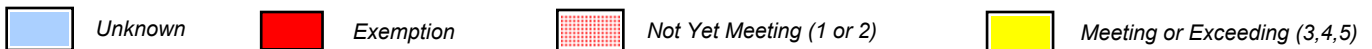
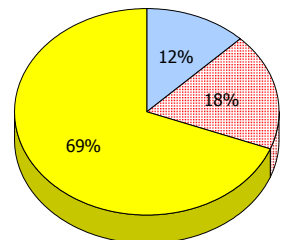
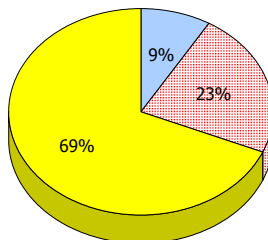
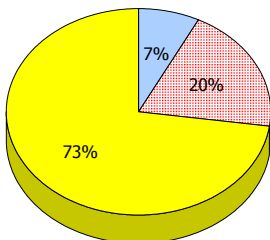
**2010**

AGR (159)



**2009**

AGR (161)



\* In some cases, CRT numbers may exceed AGR numbers based on late enrolments. Pie chart is based on the number of students who wrote the CRT.

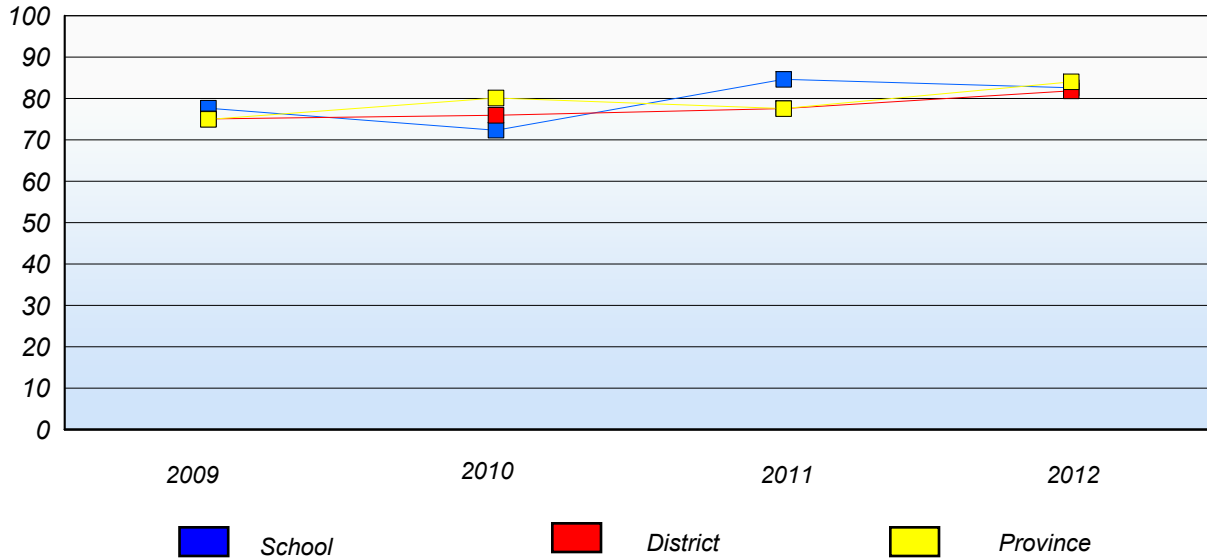
\* Reading score is composite of Non Fiction and Poetry.

Mushuau Innu Natuashish School and Sheshatshiu Innu School are excluded from district and provincial results.

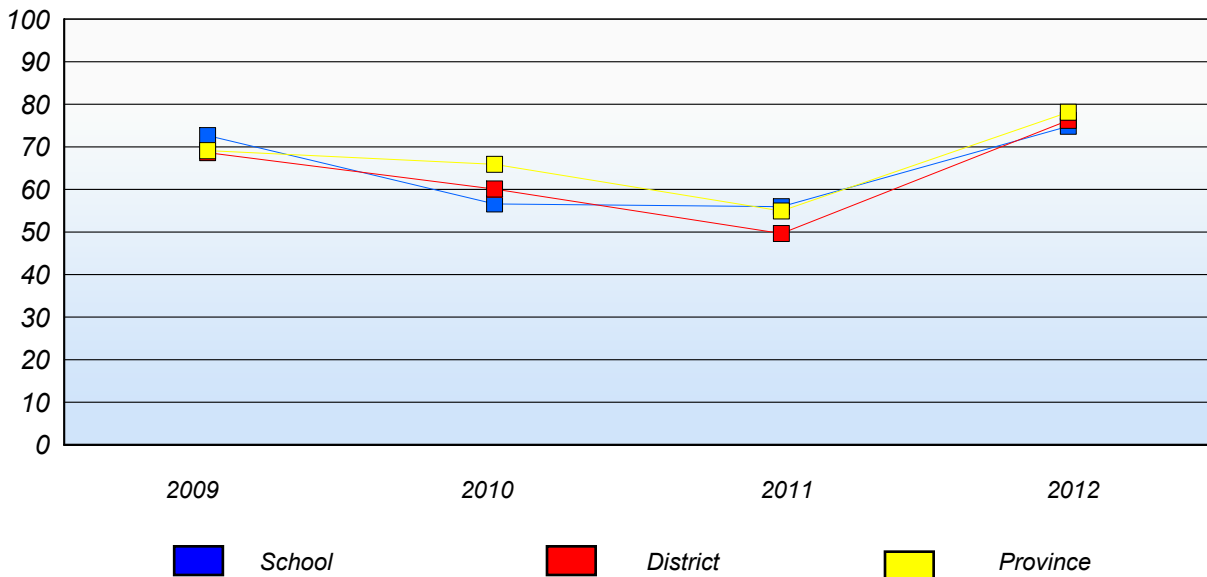
District 3 - Nova Central

School #: 481      Exploits Valley Intermediate

**Demand Writing**  
 Percentage of students at level 3 or above (2009 - 2012)



**Reading**  
 Percentage of students at level 3 or above (2009 - 2012)



\* In some cases, CRT numbers may exceed AGR numbers based on late enrolments. Pie chart is based on the number of students who wrote the CRT.

\* Reading score is composite of Non Fiction and Poetry.

Mushuau Innu Natuashish School and Sheshatshiu Innu School are excluded from district and provincial results.



District 3 - Nova Central

School #: 486 Lewisporte Intermediate

**Demand Writing**

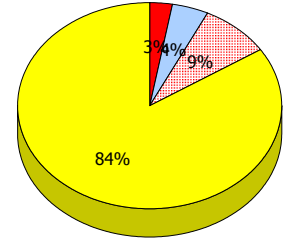
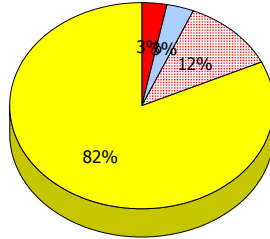
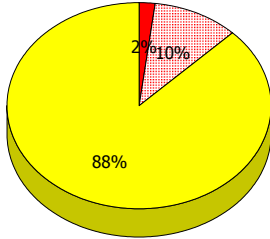
**School**

**District**

**Province**

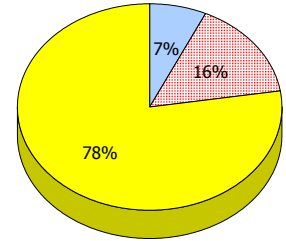
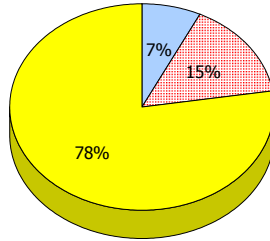
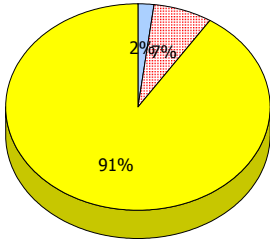
**2012**

Apr 30,  
2012 (48)



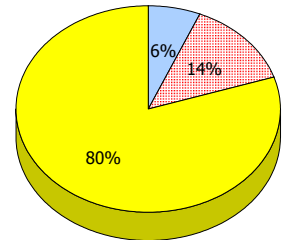
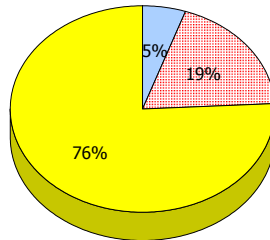
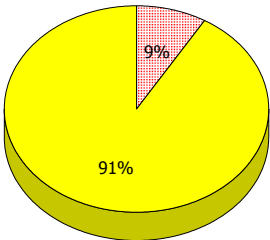
**2011**

AGR (54)



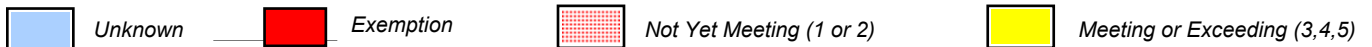
**2010**

AGR (58)



**2009**

AGR (0)



\* In some cases, CRT numbers may exceed AGR numbers based on late enrolments. Pie chart is based on the number of students who wrote the CRT.

\* Reading score is composite of Non Fiction and Poetry.

Mushuau Innu Natuashish School and Sheshatshiu Innu School are excluded from district and provincial results.

Source: Division of Evaluation and Research, Department of Education

District 3 - Nova Central

School #: 486 Lewisporte Intermediate

**Reading**

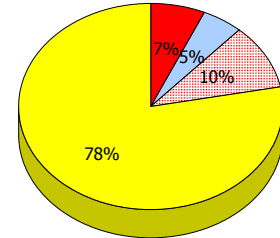
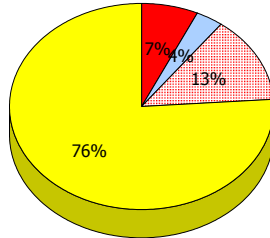
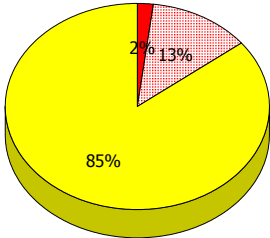
**School**

**District**

**Province**

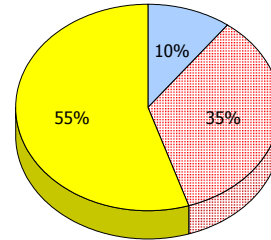
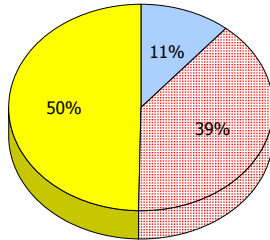
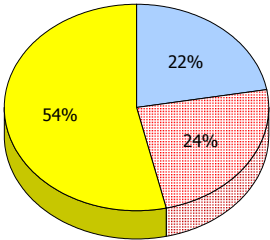
**2012**

Apr 30,  
2012 (48)



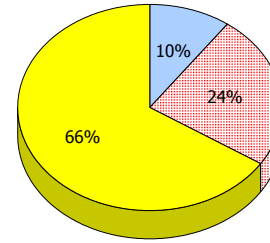
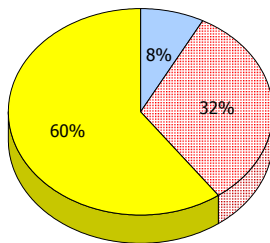
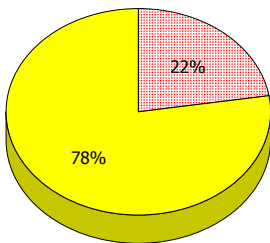
**2011**

AGR (54)



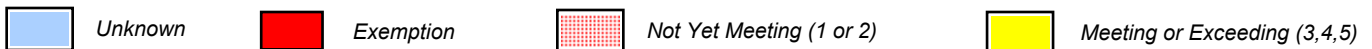
**2010**

AGR (58)



**2009**

AGR (0)



\* In some cases, CRT numbers may exceed AGR numbers based on late enrolments. Pie chart is based on the number of students who wrote the CRT.

\* Reading score is composite of Non Fiction and Poetry.

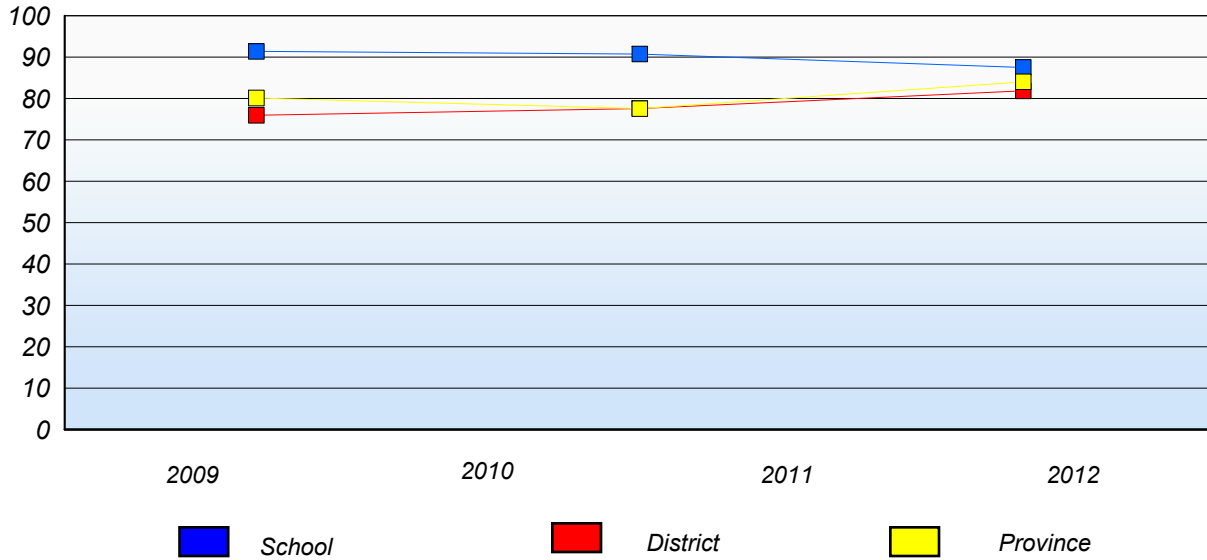
Mushuau Innu Natuashish School and Sheshatshiu Innu School are excluded from district and provincial results.

Source: Division of Evaluation and Research, Department of Education

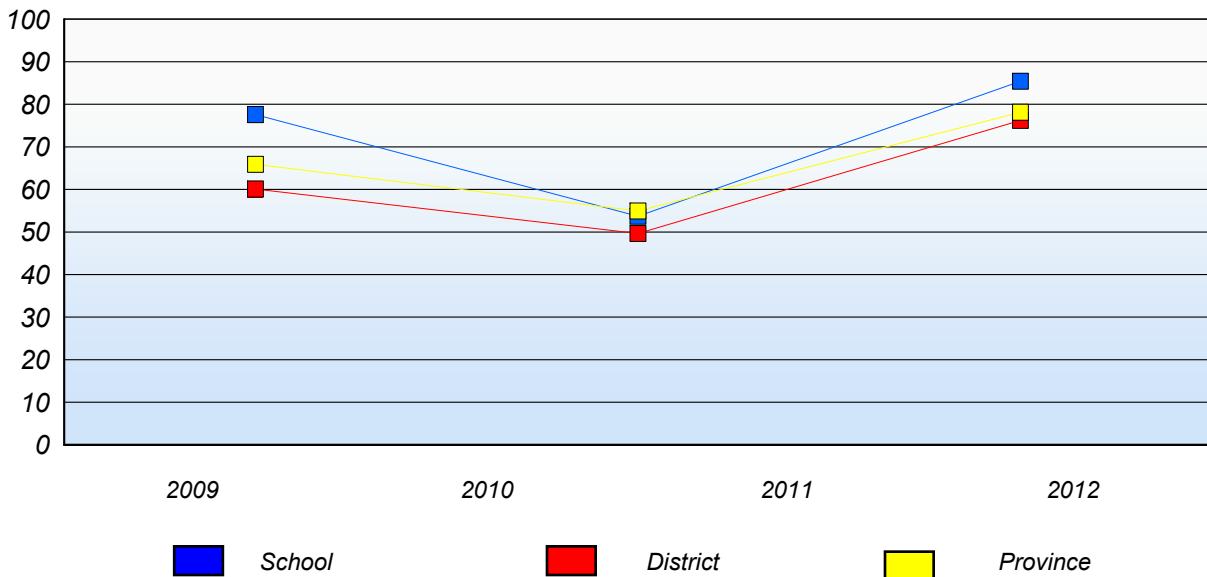
District 3 - Nova Central

School #: 486      Lewisporte Intermediate

**Demand Writing**  
 Percentage of students at level 3 or above (2009 - 2012)



**Reading**  
 Percentage of students at level 3 or above (2009 - 2012)



\* In some cases, CRT numbers may exceed AGR numbers based on late enrolments. Pie chart is based on the number of students who wrote the CRT.

\* Reading score is composite of Non Fiction and Poetry.

Mushuau Innu Natuashish School and Sheshatshiu Innu School are excluded from district and provincial results.