

District 2 - Western

School #: 022 William Gillett Academy

Demand Writing

School

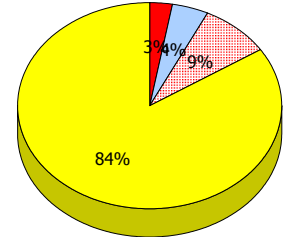
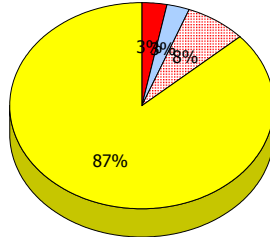
*School data with 5 or fewer students
withheld for reasons of confidentiality.*

District

Province

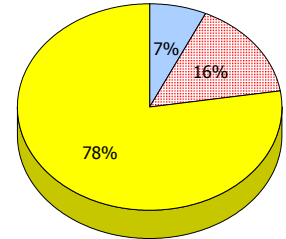
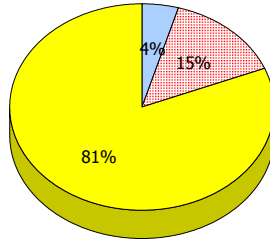
2012

Apr 30,
2012 (4)



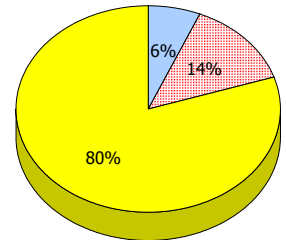
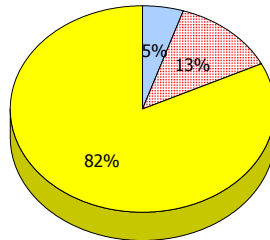
2011

AGR (4)



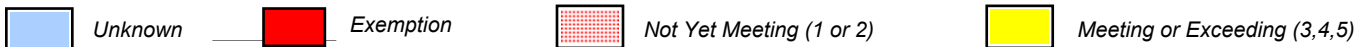
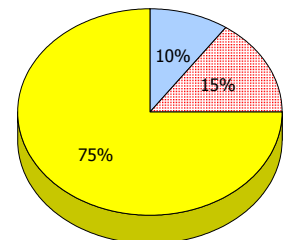
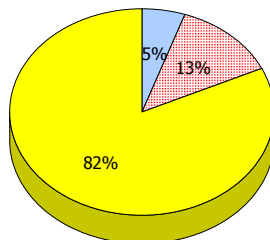
2010

AGR (11)



2009

AGR (6)



* In some cases, CRT numbers may exceed AGR numbers based on late enrolments. Pie chart is based on the number of students who wrote the CRT.

* Reading score is composite of Non Fiction and Poetry.

Mushuau Innu Natuashish School and Sheshatshiu Innu School are excluded from district and provincial results.

District 2 - Western

School #: 022 William Gillett Academy

Reading

School

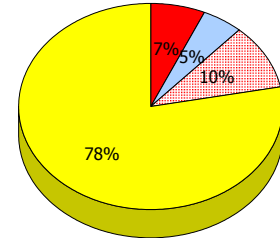
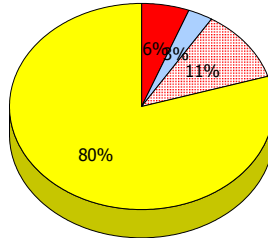
*School data with 5 or fewer students
withheld for reasons of confidentiality.*

District

Province

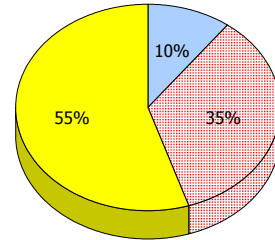
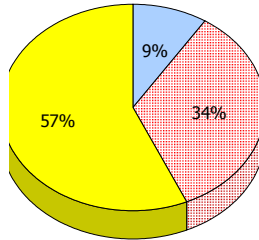
2012

Apr 30,
2012 (4)



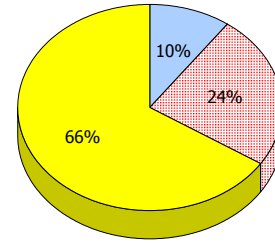
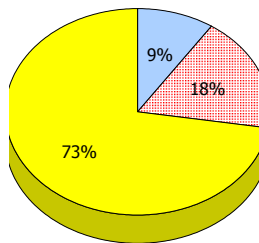
2011

AGR (4)



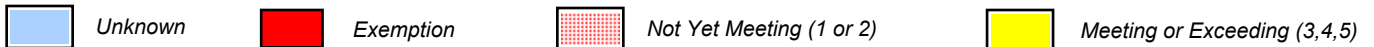
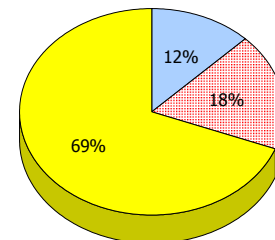
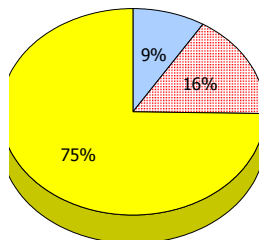
2010

AGR (11)



2009

AGR (6)



* In some cases, CRT numbers may exceed AGR numbers based on late enrolments. Pie chart is based on the number of students who wrote the CRT.

* Reading score is composite of Non Fiction and Poetry.

Mushuau Innu Natuashish School and Sheshatshiu Innu School are excluded from district and provincial results.

District 2 - Western

School #: 022 William Gillett Academy

Demand Writing

Percentage of students at level 3 or above (2009 - 2012)

School data with 5 or fewer students withheld for reasons of confidentiality.



Reading

Percentage of students at level 3 or above (2009 - 2012)

School data with 5 or fewer students withheld for reasons of confidentiality.



* In some cases, CRT numbers may exceed AGR numbers based on late enrolments. Pie chart is based on the number of students who wrote the CRT.

* Reading score is composite of Non Fiction and Poetry.

Mushuau Innu Natuashish School and Sheshatshiu Innu School are excluded from district and provincial results.

District 2 - Western

School #: 023 Sacred Heart AG

Demand Writing

School

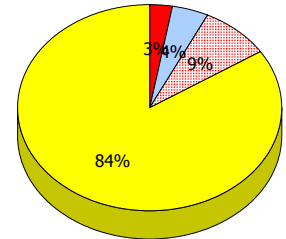
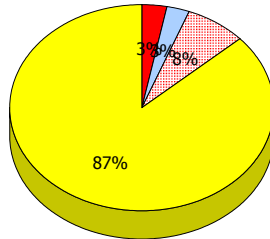
School data with 5 or fewer students withheld for reasons of confidentiality.

District

Province

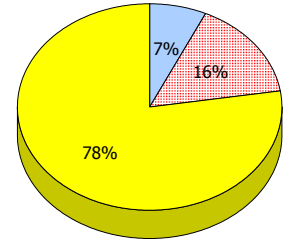
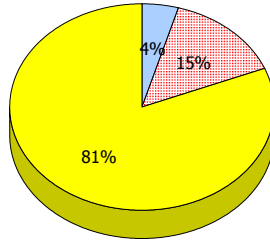
2012

Apr 30, 2012 (1)



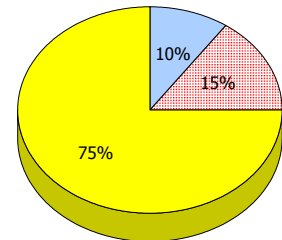
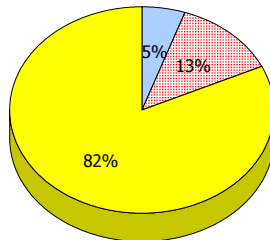
2011

AGR (1)



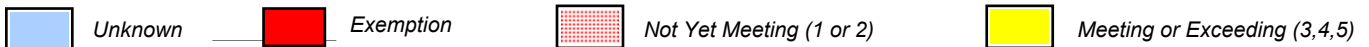
2010

AGR (0)



2009

AGR (5)



* In some cases, CRT numbers may exceed AGR numbers based on late enrolments. Pie chart is based on the number of students who wrote the CRT.

* Reading score is composite of Non Fiction and Poetry.

Mushuau Innu Natuashish School and Sheshatshiu Innu School are excluded from district and provincial results.

District 2 - Western

School #: 023 Sacred Heart AG

Reading

School

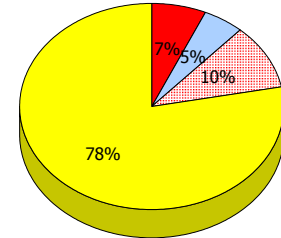
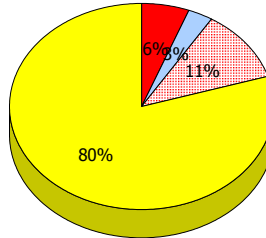
*School data with 5 or fewer students
withheld for reasons of confidentiality.*

District

Province

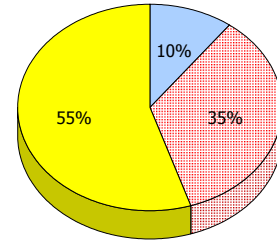
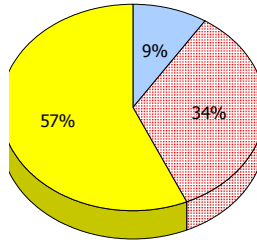
2012

Apr 30,
2012 (1)



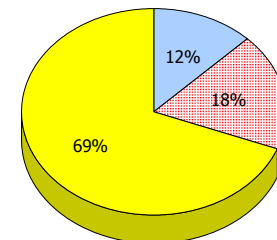
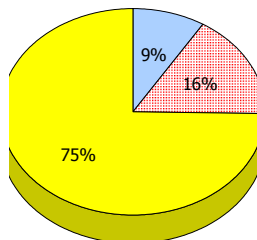
2011

AGR (1)



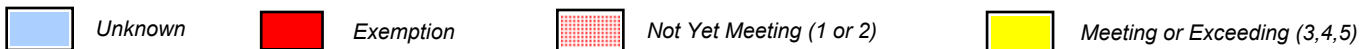
2010

AGR (0)



2009

AGR (5)



* In some cases, CRT numbers may exceed AGR numbers based on late enrolments. Pie chart is based on the number of students who wrote the CRT.

* Reading score is composite of Non Fiction and Poetry.

Mushuau Innu Natuashish School and Sheshatshiu Innu School are excluded from district and provincial results.

District 2 - Western

School #: 023 Sacred Heart AG

Demand Writing

Percentage of students at level 3 or above (2009 - 2012)

School data with 5 or fewer students withheld for reasons of confidentiality.



Reading

Percentage of students at level 3 or above (2009 - 2012)

School data with 5 or fewer students withheld for reasons of confidentiality.



* In some cases, CRT numbers may exceed AGR numbers based on late enrolments. Pie chart is based on the number of students who wrote the CRT.

* Reading score is composite of Non Fiction and Poetry.

Mushuau Innu Natuashish School and Sheshatshiu Innu School are excluded from district and provincial results.

District 2 - Western

School #: 024 James Cook Memorial

Demand Writing

School

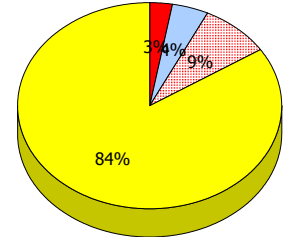
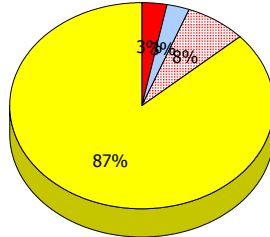
*School data with 5 or fewer students
withheld for reasons of confidentiality.*

District

Province

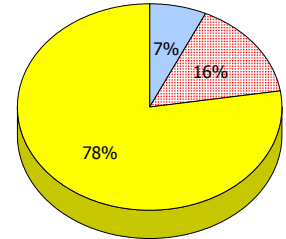
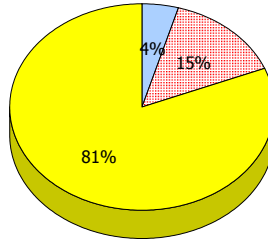
2012

Apr 30,
2012 (3)



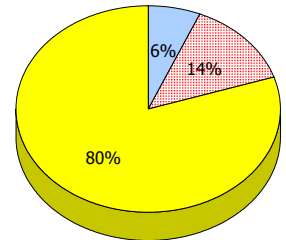
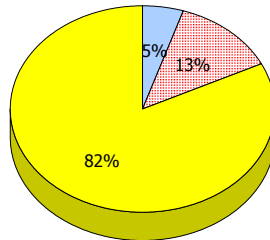
2011

AGR (4)



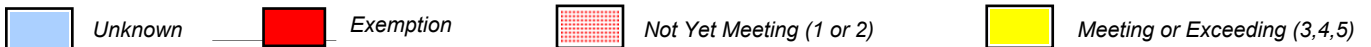
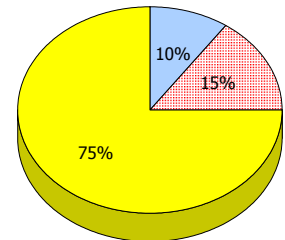
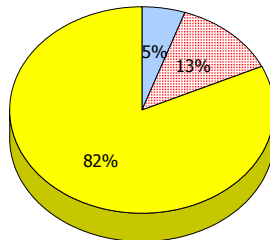
2010

AGR (2)



2009

AGR (1)



* In some cases, CRT numbers may exceed AGR numbers based on late enrolments. Pie chart is based on the number of students who wrote the CRT.

* Reading score is composite of Non Fiction and Poetry.

Mushuau Innu Natuashish School and Sheshatshiu Innu School are excluded from district and provincial results.

District 2 - Western

School #: 024 James Cook Memorial

Reading

School

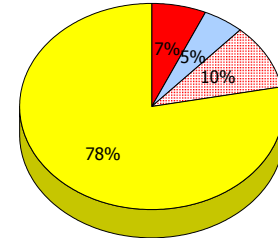
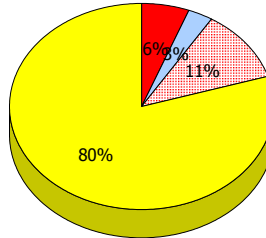
*School data with 5 or fewer students
withheld for reasons of confidentiality.*

District

Province

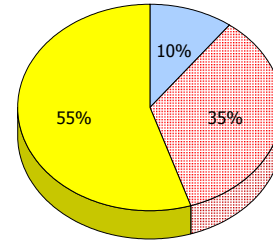
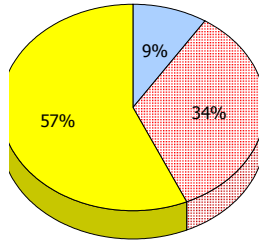
2012

Apr 30,
2012 (3)



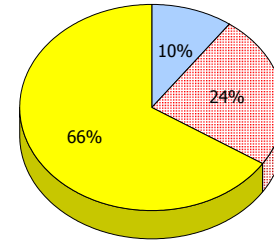
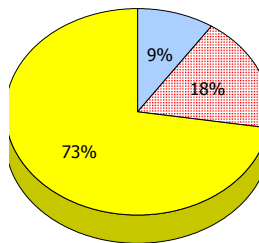
2011

AGR (4)



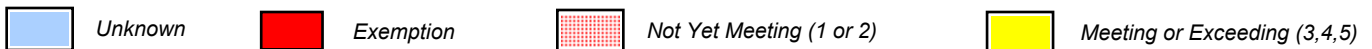
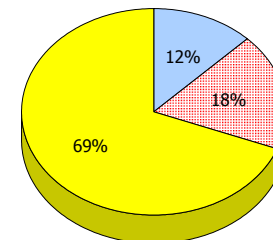
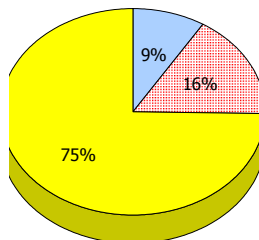
2010

AGR (2)



2009

AGR (1)



* In some cases, CRT numbers may exceed AGR numbers based on late enrolments. Pie chart is based on the number of students who wrote the CRT.

* Reading score is composite of Non Fiction and Poetry.

Mushuau Innu Natuashish School and Sheshatshiu Innu School are excluded from district and provincial results.

District 2 - Western

School #: 024 James Cook Memorial

Demand Writing

Percentage of students at level 3 or above (2009 - 2012)

School data with 5 or fewer students withheld for reasons of confidentiality.



Reading

Percentage of students at level 3 or above (2009 - 2012)

School data with 5 or fewer students withheld for reasons of confidentiality.



* In some cases, CRT numbers may exceed AGR numbers based on late enrolments. Pie chart is based on the number of students who wrote the CRT.

* Reading score is composite of Non Fiction and Poetry.

Mushuau Innu Natuashish School and Sheshatshiu Innu School are excluded from district and provincial results.

District 2 - Western

School #: 026 H.G. Fillier Academy

Demand Writing

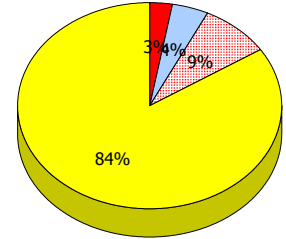
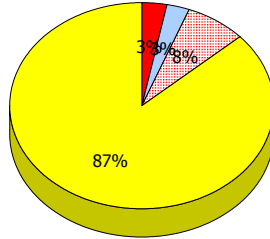
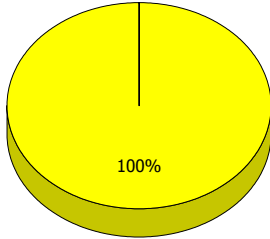
School

District

Province

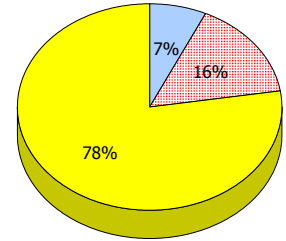
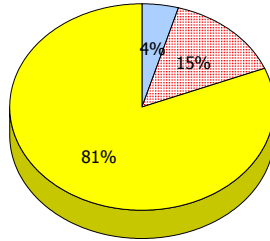
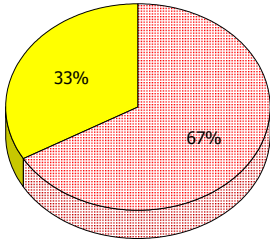
2012

Apr 30,
2012 (6)



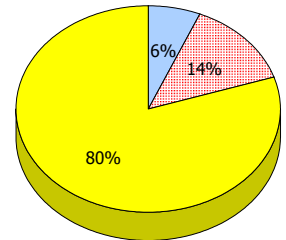
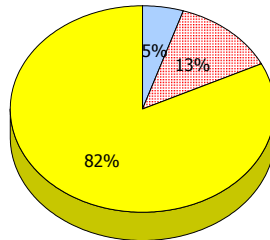
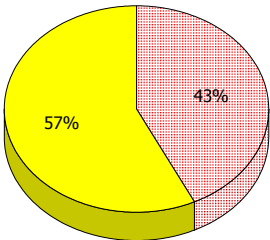
2011

AGR (3)



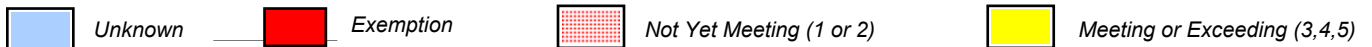
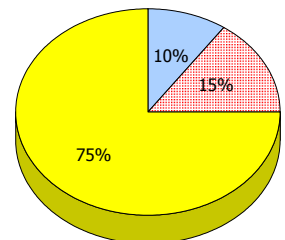
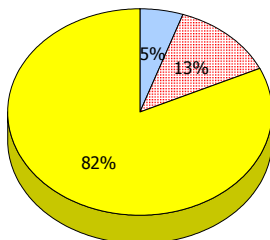
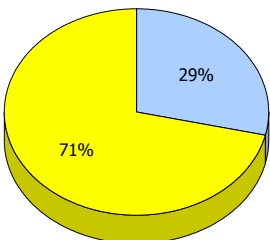
2010

AGR (7)



2009

AGR (7)



* In some cases, CRT numbers may exceed AGR numbers based on late enrolments. Pie chart is based on the number of students who wrote the CRT.

* Reading score is composite of Non Fiction and Poetry.

Mushuau Innu Natuashish School and Sheshatshiu Innu School are excluded from district and provincial results.

Source: Division of Evaluation and Research, Department of Education

District 2 - Western

School #: 026 H.G. Fillier Academy

Reading

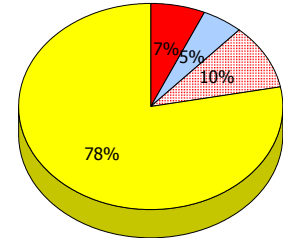
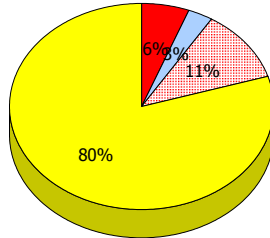
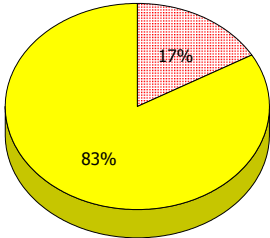
School

District

Province

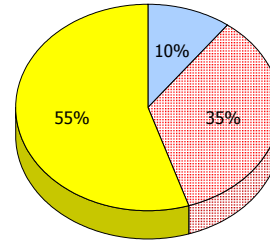
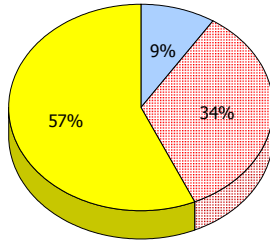
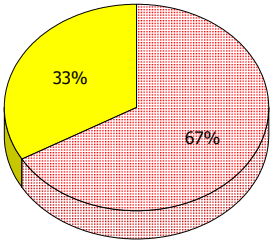
2012

Apr 30,
2012 (6)



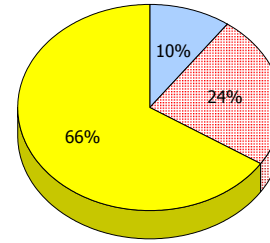
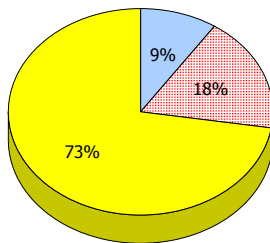
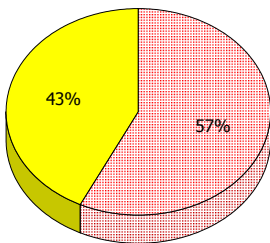
2011

AGR (3)



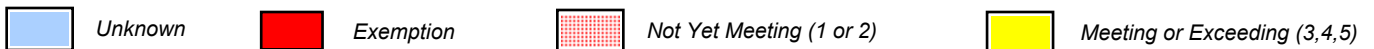
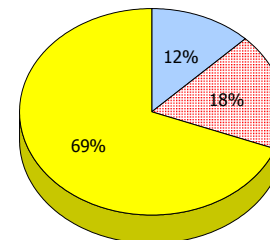
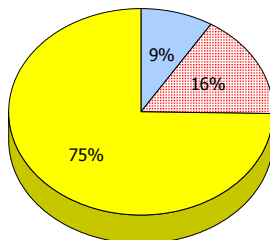
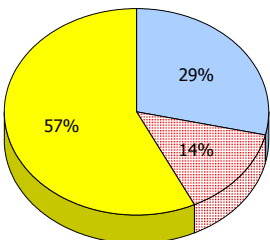
2010

AGR (7)



2009

AGR (7)



* In some cases, CRT numbers may exceed AGR numbers based on late enrolments. Pie chart is based on the number of students who wrote the CRT.

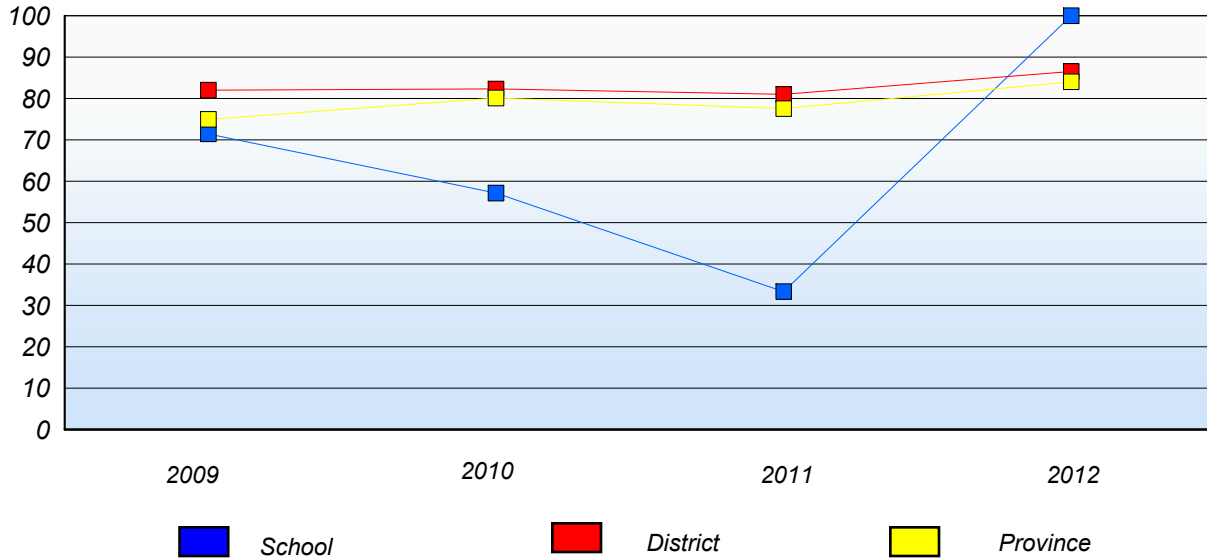
* Reading score is composite of Non Fiction and Poetry.

Mushuau Innu Natuashish School and Sheshatshiu Innu School are excluded from district and provincial results.

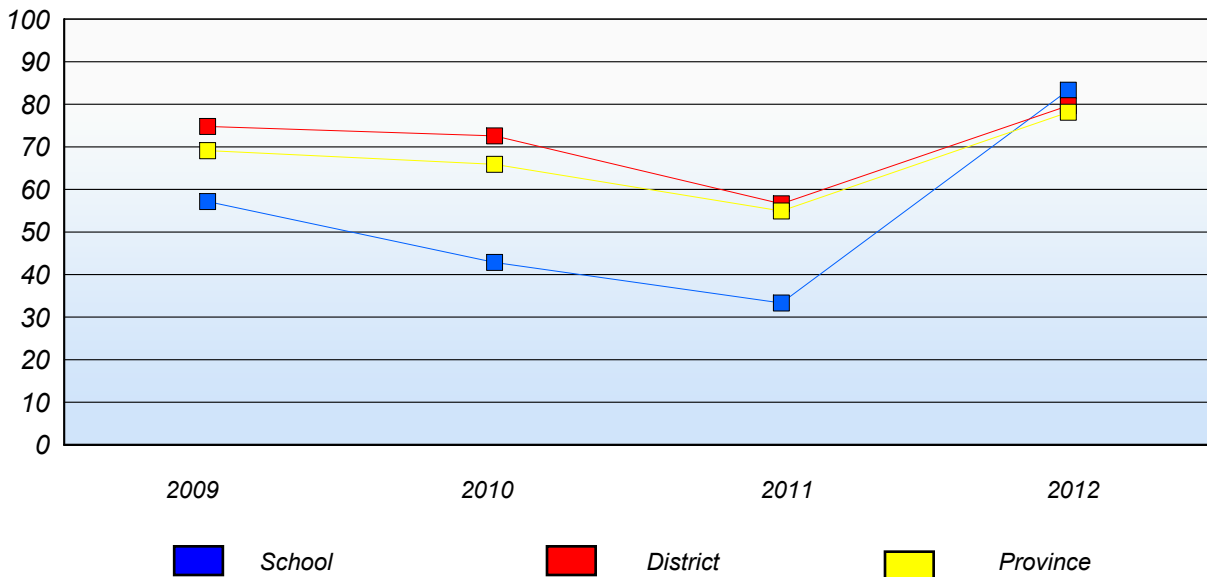
District 2 - Western

School #: 026 H.G. Fillier Academy

Demand Writing
Percentage of students at level 3 or above (2009 - 2012)



Reading
Percentage of students at level 3 or above (2009 - 2012)



* In some cases, CRT numbers may exceed AGR numbers based on late enrolments. Pie chart is based on the number of students who wrote the CRT.

* Reading score is composite of Non Fiction and Poetry.

Mushuau Innu Natuashish School and Sheshatshiu Innu School are excluded from district and provincial results.

District 2 - Western

School #: 027 Canon Richards Memorial Academy

Demand Writing

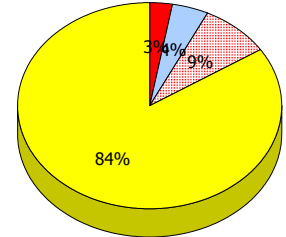
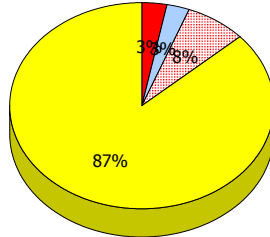
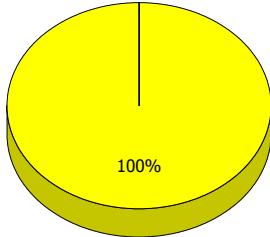
School

District

Province

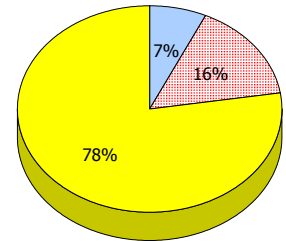
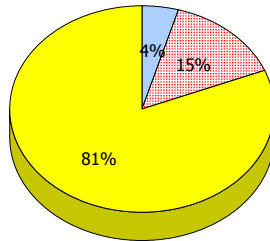
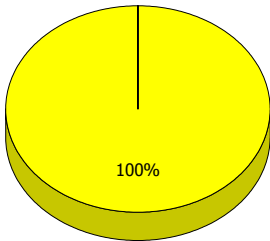
2012

Apr 30,
2012 (19)



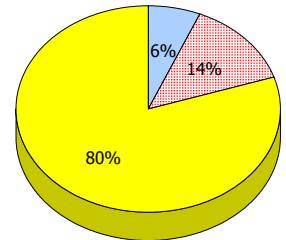
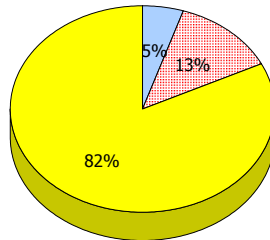
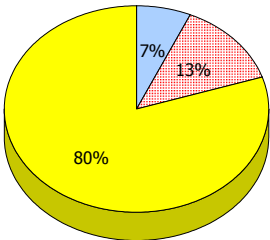
2011

AGR (9)



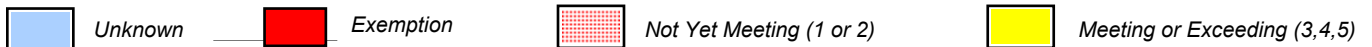
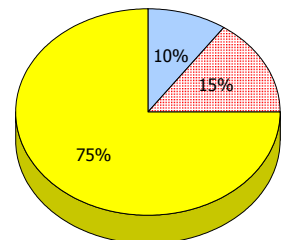
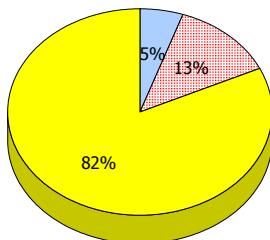
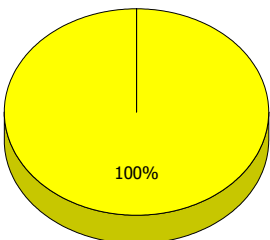
2010

AGR (15)



2009

AGR (16)



* In some cases, CRT numbers may exceed AGR numbers based on late enrolments. Pie chart is based on the number of students who wrote the CRT.

* Reading score is composite of Non Fiction and Poetry.

Mushuau Innu Natuashish School and Sheshatshiu Innu School are excluded from district and provincial results.

District 2 - Western

School #: 027 Canon Richards Memorial Academy

Reading

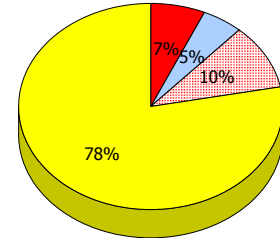
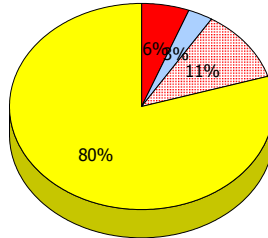
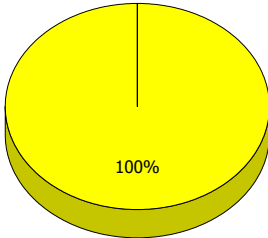
School

District

Province

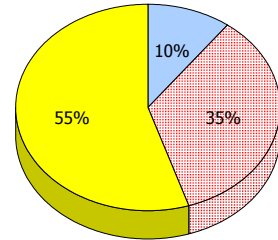
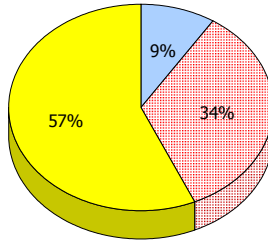
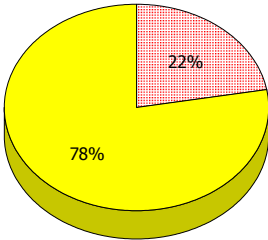
2012

Apr 30,
2012 (19)



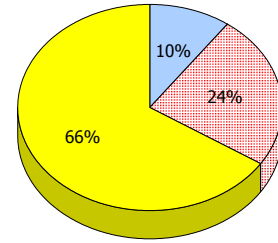
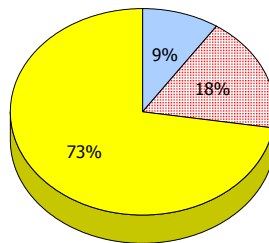
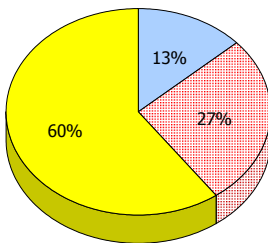
2011

AGR (9)



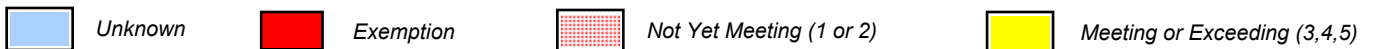
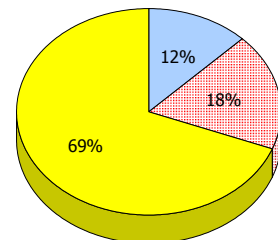
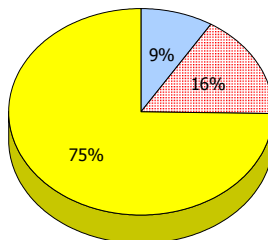
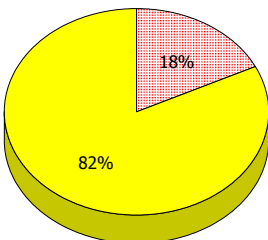
2010

AGR (15)



2009

AGR (16)



* In some cases, CRT numbers may exceed AGR numbers based on late enrolments. Pie chart is based on the number of students who wrote the CRT.

* Reading score is composite of Non Fiction and Poetry.

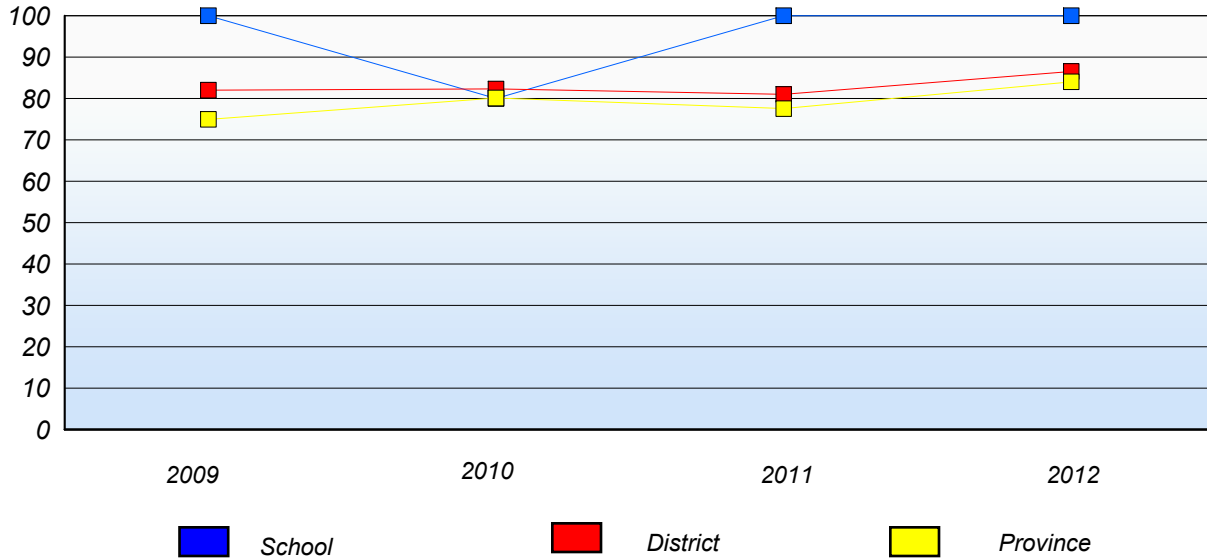
Mushuau Innu Natuashish School and Sheshatshiu Innu School are excluded from district and provincial results.

Source: Division of Evaluation and Research, Department of Education

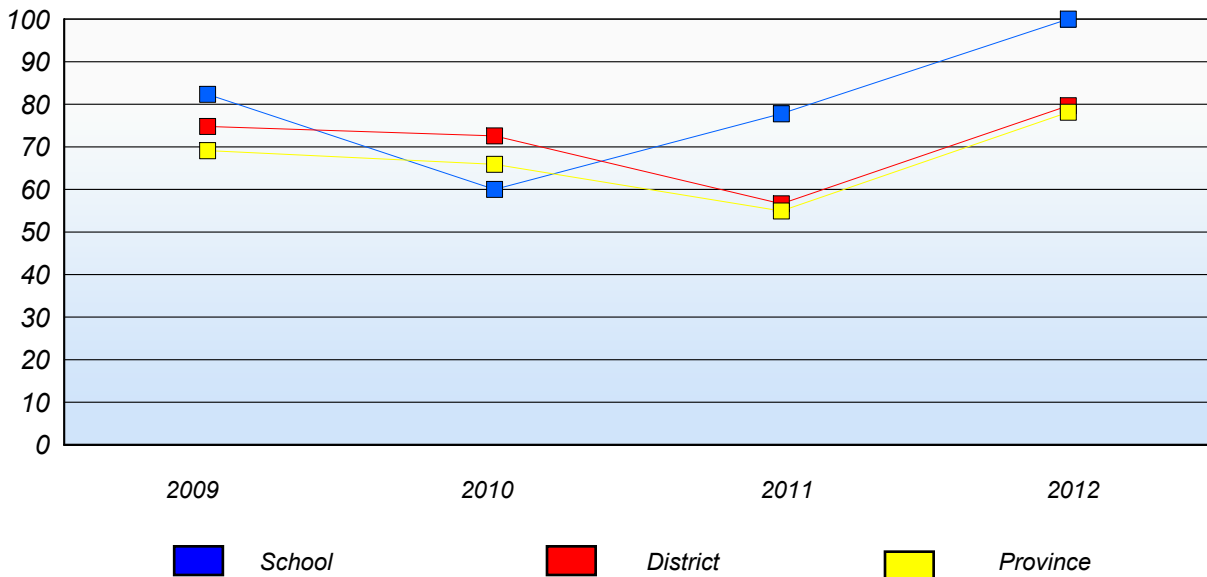
District 2 - Western

School #: 027 Canon Richards Memorial Academy

Demand Writing
Percentage of students at level 3 or above (2009 - 2012)



Reading
Percentage of students at level 3 or above (2009 - 2012)



* In some cases, CRT numbers may exceed AGR numbers based on late enrolments. Pie chart is based on the number of students who wrote the CRT.

* Reading score is composite of Non Fiction and Poetry.

Mushuau Innu Natuashish School and Sheshatshiu Innu School are excluded from district and provincial results.

District 2 - Western

School #: 039 Mary Simms All-Grade

Demand Writing

School

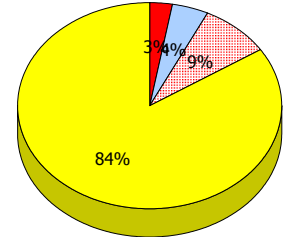
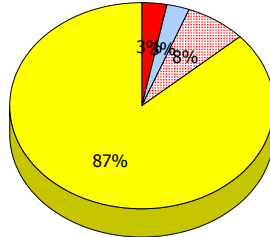
*School data with 5 or fewer students
withheld for reasons of confidentiality.*

District

Province

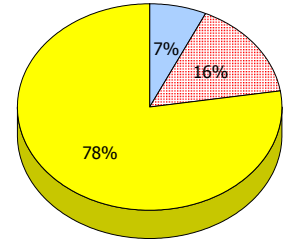
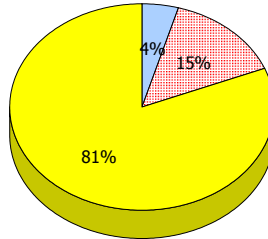
2012

Apr 30,
2012 (1)



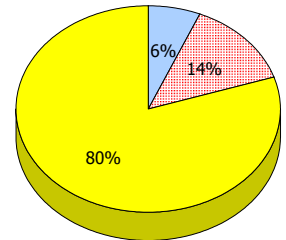
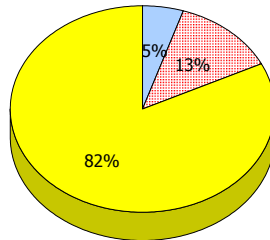
2011

AGR (5)



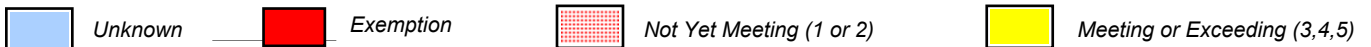
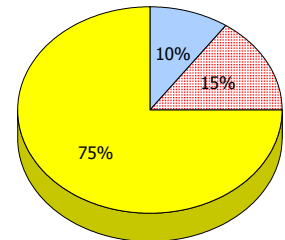
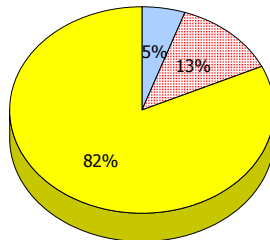
2010

AGR (3)



2009

AGR (2)



* In some cases, CRT numbers may exceed AGR numbers based on late enrolments. Pie chart is based on the number of students who wrote the CRT.

* Reading score is composite of Non Fiction and Poetry.

Mushuau Innu Natuashish School and Sheshatshiu Innu School are excluded from district and provincial results.

District 2 - Western

School #: 039 Mary Simms All-Grade

Reading

School

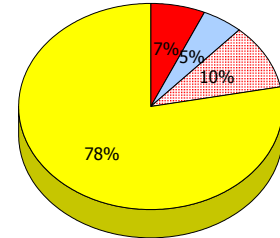
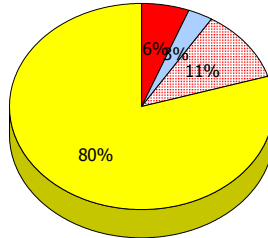
*School data with 5 or fewer students
withheld for reasons of confidentiality.*

District

Province

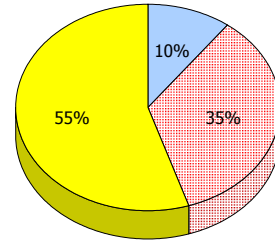
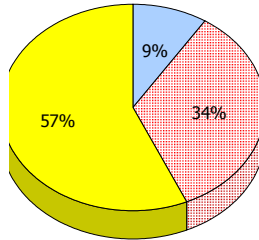
2012

Apr 30,
2012 (1)



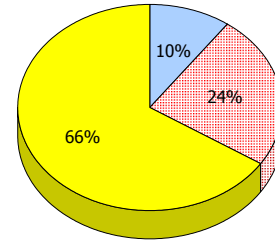
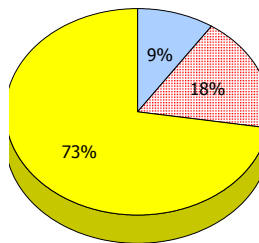
2011

AGR (5)



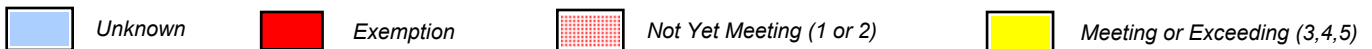
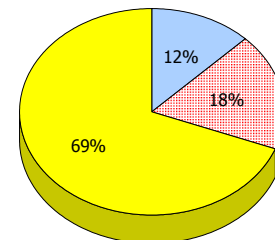
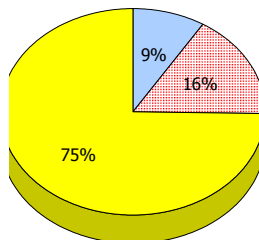
2010

AGR (3)



2009

AGR (2)



* In some cases, CRT numbers may exceed AGR numbers based on late enrolments. Pie chart is based on the number of students who wrote the CRT.

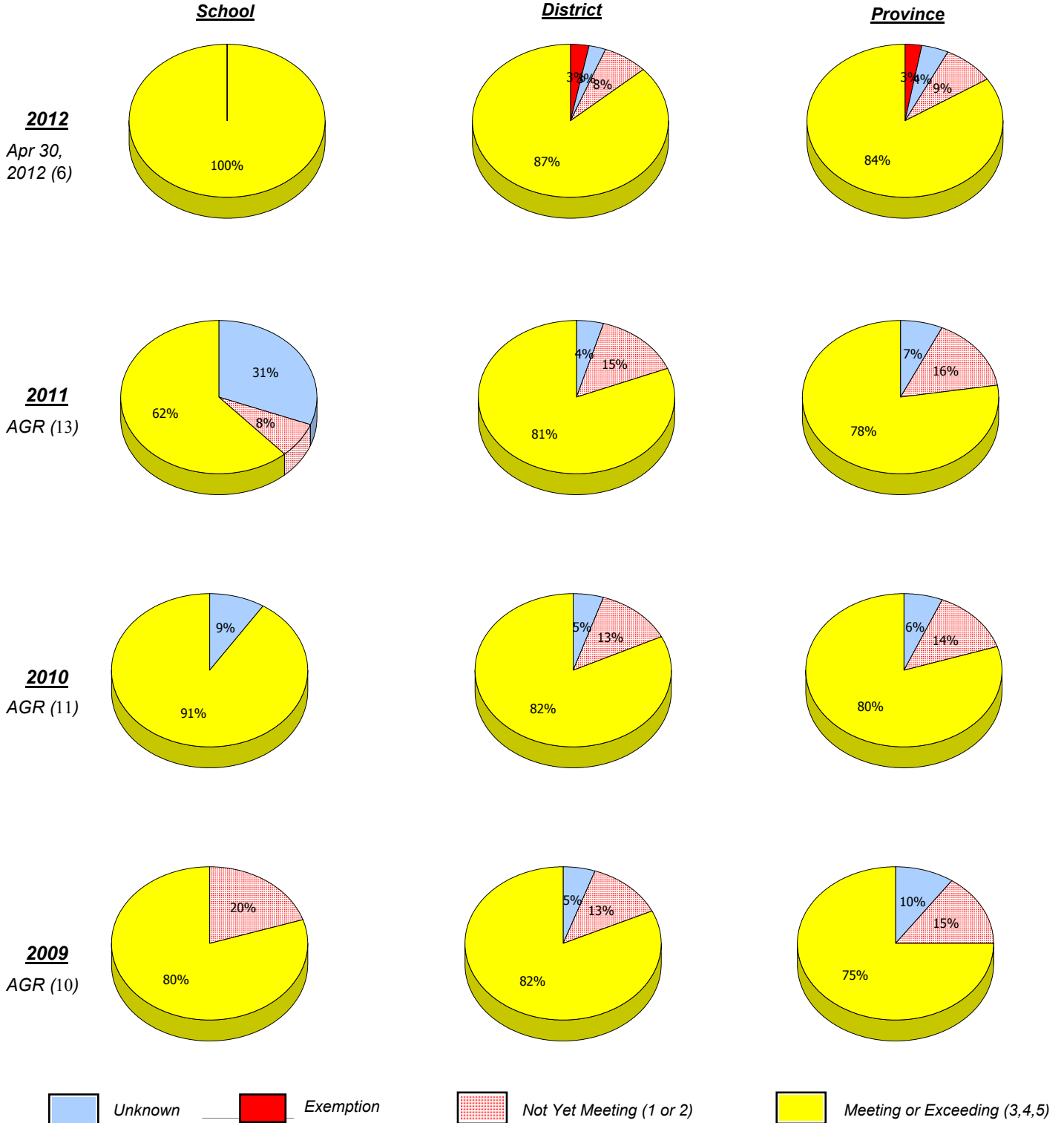
* Reading score is composite of Non Fiction and Poetry.

Mushuau Innu Natuashish School and Sheshatshiu Innu School are excluded from district and provincial results.

District 2 - Western

School #: 040 St. Mary's AG

Demand Writing



* In some cases, CRT numbers may exceed AGR numbers based on late enrolments. Pie chart is based on the number of students who wrote the CRT.

* Reading score is composite of Non Fiction and Poetry.

Mushuau Innu Natuashish School and Sheshatshiu Innu School are excluded from district and provincial results.

District 2 - Western

School #: 040 St. Mary's AG

Reading

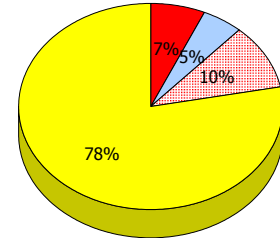
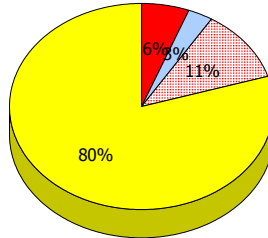
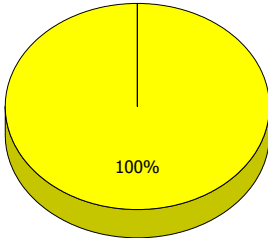
School

District

Province

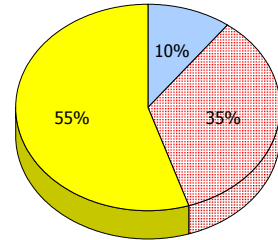
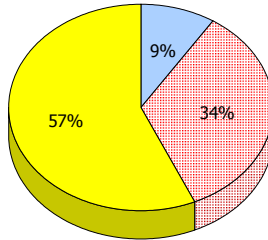
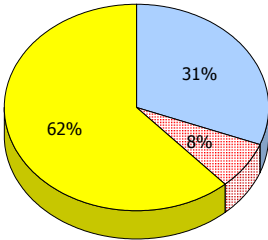
2012

Apr 30,
2012 (6)



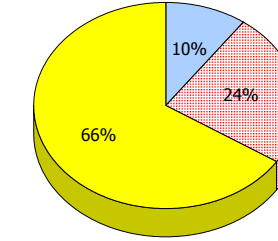
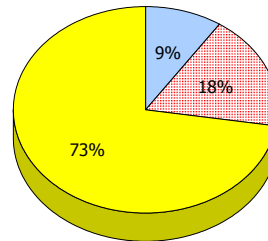
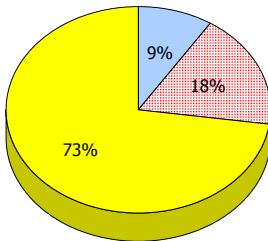
2011

AGR (13)



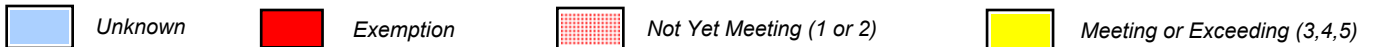
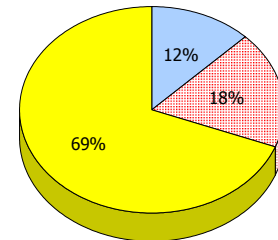
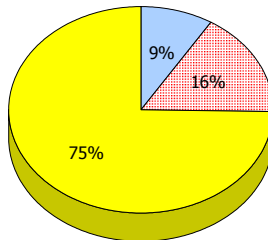
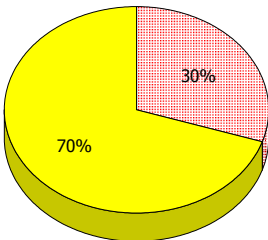
2010

AGR (11)



2009

AGR (10)



* In some cases, CRT numbers may exceed AGR numbers based on late enrolments. Pie chart is based on the number of students who wrote the CRT.

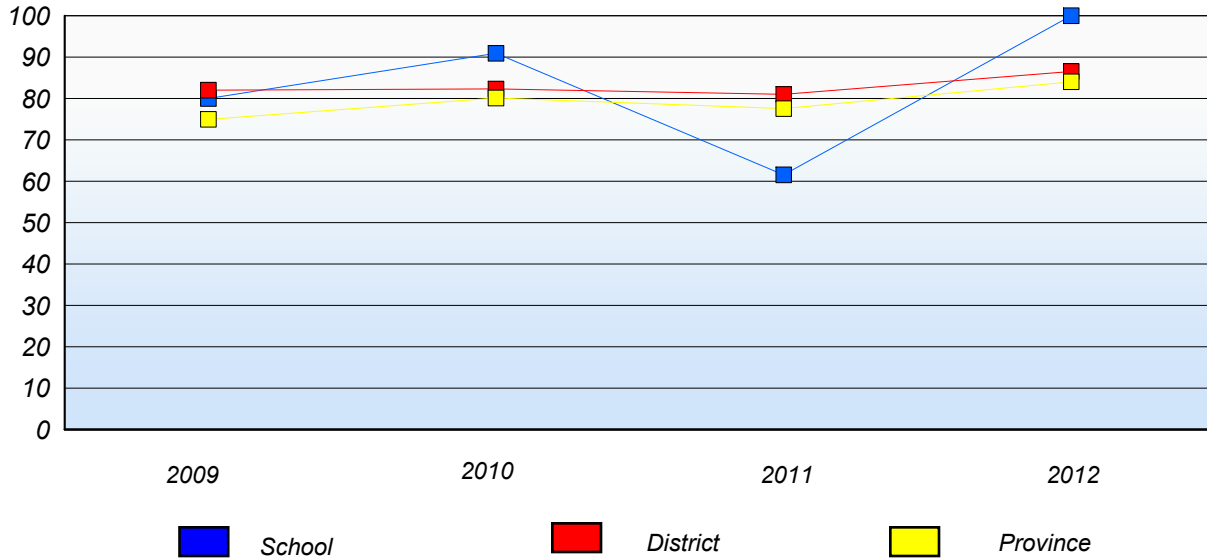
* Reading score is composite of Non Fiction and Poetry.

Mushuau Innu Natuashish School and Sheshatshiu Innu School are excluded from district and provincial results.

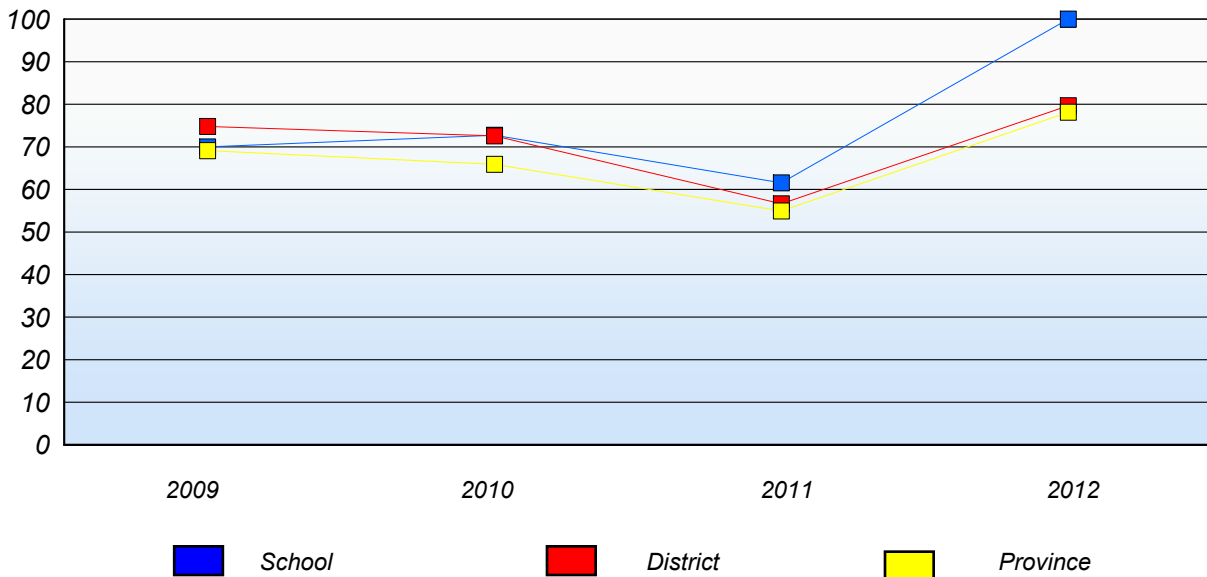
District 2 - Western

School #: 040 St. Mary's AG

Demand Writing
Percentage of students at level 3 or above (2009 - 2012)



Reading
Percentage of students at level 3 or above (2009 - 2012)



* In some cases, CRT numbers may exceed AGR numbers based on late enrolments. Pie chart is based on the number of students who wrote the CRT.

* Reading score is composite of Non Fiction and Poetry.

Mushuau Innu Natuashish School and Sheshatshiu Innu School are excluded from district and provincial results.

District 2 - Western

School #: 041 Raymond Ward Memorial

Demand Writing

School

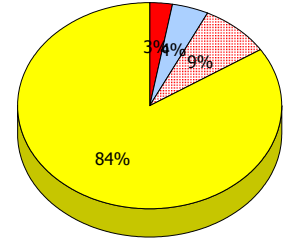
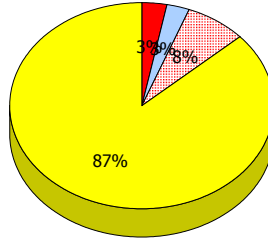
*School data with 5 or fewer students
withheld for reasons of confidentiality.*

District

Province

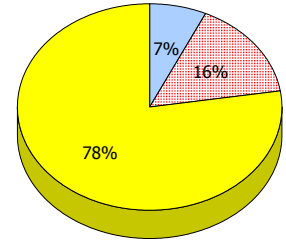
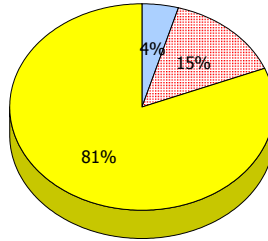
2012

Apr 30,
2012 (1)



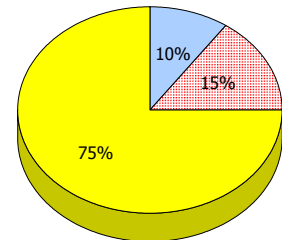
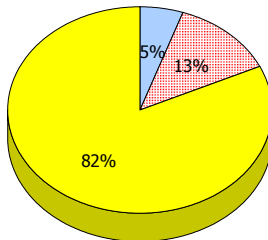
2011

AGR (4)



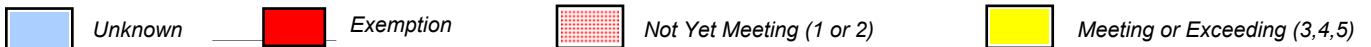
2010

AGR (0)



2009

AGR (1)



* In some cases, CRT numbers may exceed AGR numbers based on late enrolments. Pie chart is based on the number of students who wrote the CRT.

* Reading score is composite of Non Fiction and Poetry.

Mushuau Innu Natuashish School and Sheshatshiu Innu School are excluded from district and provincial results.

District 2 - Western

School #: 041 Raymond Ward Memorial

Reading

School

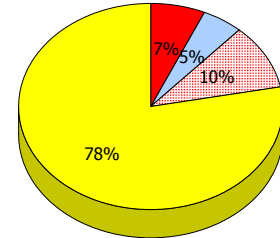
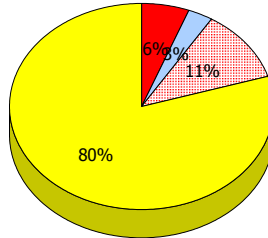
School data with 5 or fewer students withheld for reasons of confidentiality.

District

Province

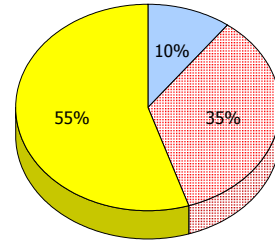
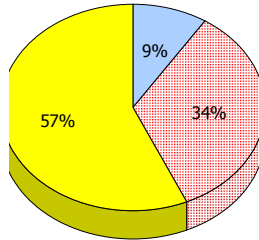
2012

Apr 30,
2012 (1)



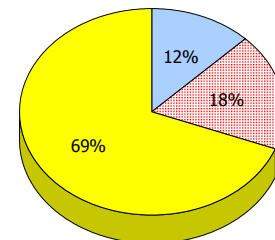
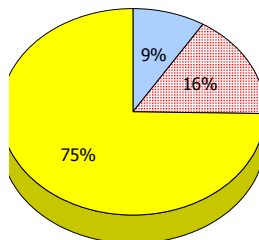
2011

AGR (4)



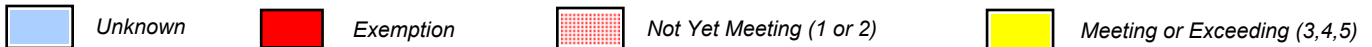
2010

AGR (0)



2009

AGR (1)



* In some cases, CRT numbers may exceed AGR numbers based on late enrolments. Pie chart is based on the number of students who wrote the CRT.

* Reading score is composite of Non Fiction and Poetry.

Mushuau Innu Natuashish School and Sheshatshiu Innu School are excluded from district and provincial results.

District 2 - Western

School #: 041 Raymond Ward Memorial

Demand Writing

Percentage of students at level 3 or above (2009 - 2012)

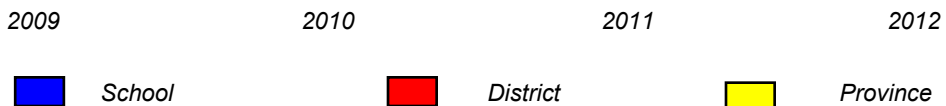
School data with 5 or fewer students withheld for reasons of confidentiality.



Reading

Percentage of students at level 3 or above (2009 - 2012)

School data with 5 or fewer students withheld for reasons of confidentiality.



* In some cases, CRT numbers may exceed AGR numbers based on late enrolments. Pie chart is based on the number of students who wrote the CRT.

* Reading score is composite of Non Fiction and Poetry.

Mushuau Innu Natuashish School and Sheshatshiu Innu School are excluded from district and provincial results.

District 2 - Western

School #: 046 Bayside Academy

Demand Writing

School

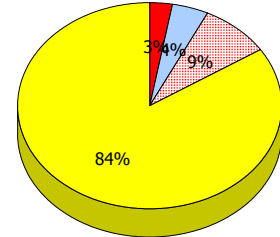
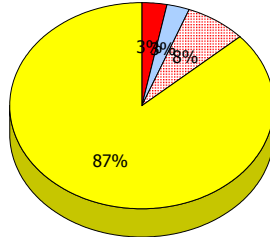
*School data with 5 or fewer students
withheld for reasons of confidentiality.*

District

Province

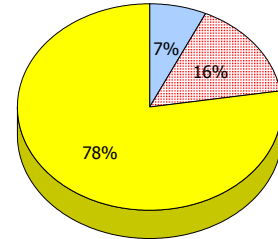
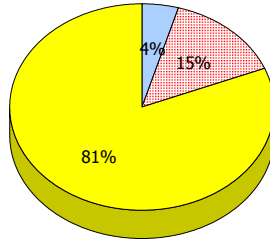
2012

Apr 30,
2012 (3)



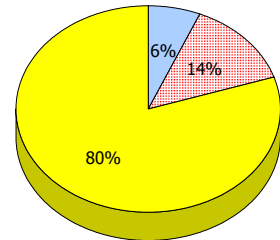
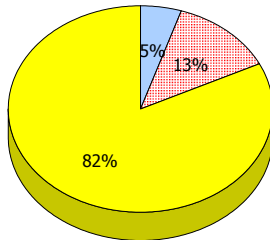
2011

AGR (5)



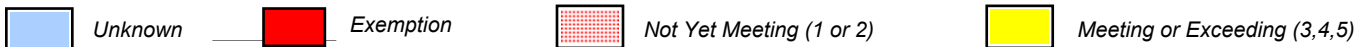
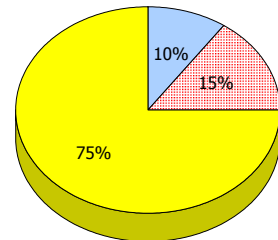
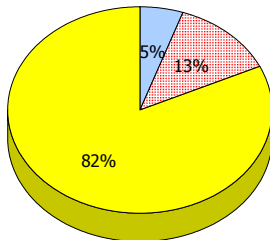
2010

AGR (8)



2009

AGR (8)



* In some cases, CRT numbers may exceed AGR numbers based on late enrolments. Pie chart is based on the number of students who wrote the CRT.

* Reading score is composite of Non Fiction and Poetry.

Mushuau Innu Natuashish School and Sheshatshiu Innu School are excluded from district and provincial results.

District 2 - Western

School #: 046 Bayside Academy

Reading

School

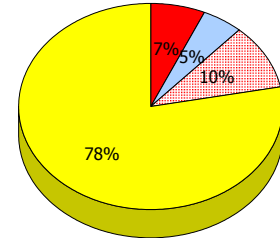
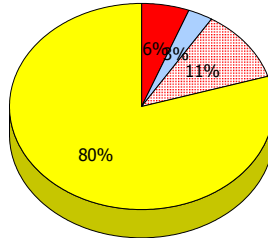
*School data with 5 or fewer students
withheld for reasons of confidentiality.*

District

Province

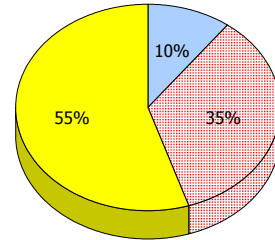
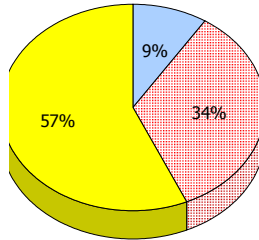
2012

Apr 30,
2012 (3)



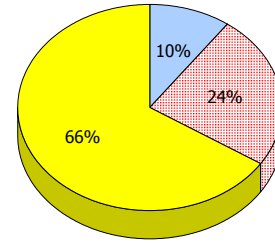
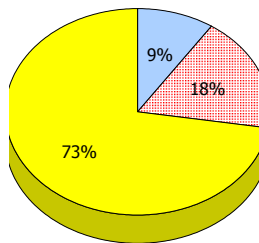
2011

AGR (5)



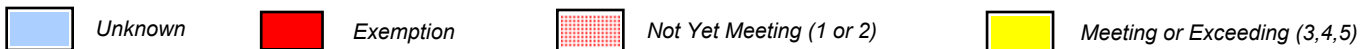
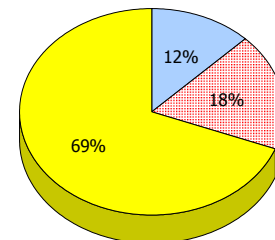
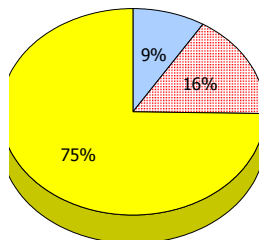
2010

AGR (8)



2009

AGR (8)



* In some cases, CRT numbers may exceed AGR numbers based on late enrolments. Pie chart is based on the number of students who wrote the CRT.

* Reading score is composite of Non Fiction and Poetry.

Mushuau Innu Natuashish School and Sheshatshiu Innu School are excluded from district and provincial results.

District 2 - Western

School #: 046 Bayside Academy

Demand Writing

Percentage of students at level 3 or above (2009 - 2012)

School data with 5 or fewer students withheld for reasons of confidentiality.



Reading

Percentage of students at level 3 or above (2009 - 2012)

School data with 5 or fewer students withheld for reasons of confidentiality.



* In some cases, CRT numbers may exceed AGR numbers based on late enrolments. Pie chart is based on the number of students who wrote the CRT.

* Reading score is composite of Non Fiction and Poetry.

Mushuau Innu Natuashish School and Sheshatshiu Innu School are excluded from district and provincial results.

District 2 - Western

School #: 050 Basque Memorial

Demand Writing

School

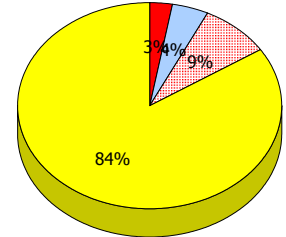
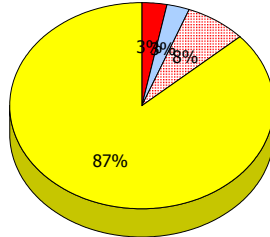
School data with 5 or fewer students withheld for reasons of confidentiality.

District

Province

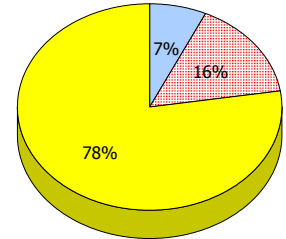
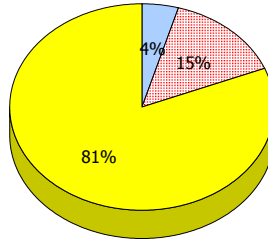
2012

Apr 30,
2012 (2)



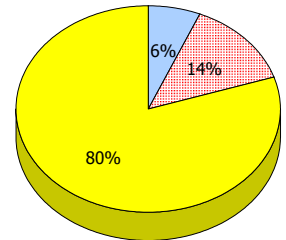
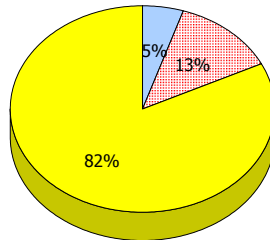
2011

AGR (3)



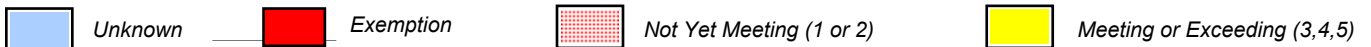
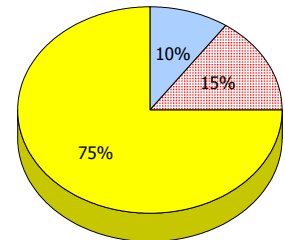
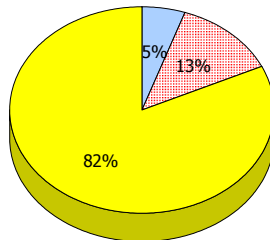
2010

AGR (3)



2009

AGR (2)



* In some cases, CRT numbers may exceed AGR numbers based on late enrolments. Pie chart is based on the number of students who wrote the CRT.

* Reading score is composite of Non Fiction and Poetry.

Mushuau Innu Natuashish School and Sheshatshiu Innu School are excluded from district and provincial results.

District 2 - Western

School #: 050 Basque Memorial

Reading

School

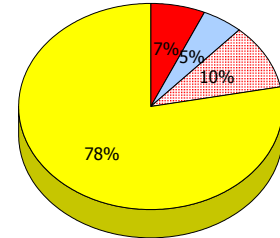
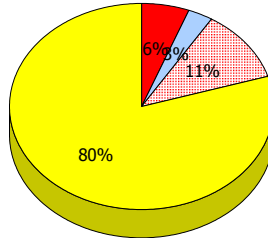
*School data with 5 or fewer students
withheld for reasons of confidentiality.*

District

Province

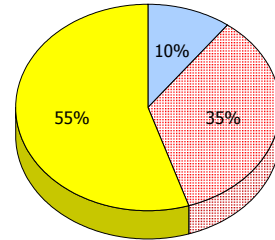
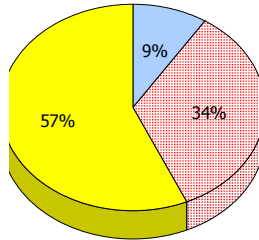
2012

Apr 30,
2012 (2)



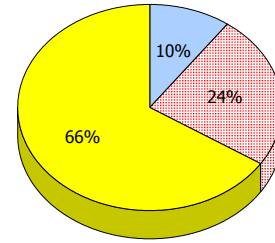
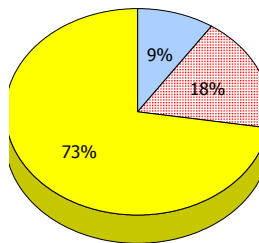
2011

AGR (3)



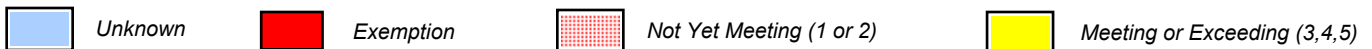
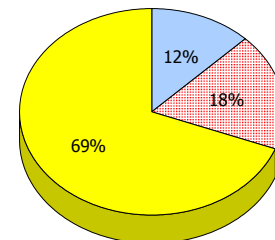
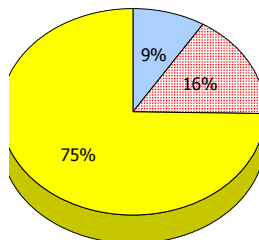
2010

AGR (3)



2009

AGR (2)



* In some cases, CRT numbers may exceed AGR numbers based on late enrolments. Pie chart is based on the number of students who wrote the CRT.

* Reading score is composite of Non Fiction and Poetry.

Mushuau Innu Natuashish School and Sheshatshiu Innu School are excluded from district and provincial results.

District 2 - Western

School #: 050 Basque Memorial

Demand Writing

Percentage of students at level 3 or above (2009 - 2012)

School data with 5 or fewer students withheld for reasons of confidentiality.



Reading

Percentage of students at level 3 or above (2009 - 2012)

School data with 5 or fewer students withheld for reasons of confidentiality.



* In some cases, CRT numbers may exceed AGR numbers based on late enrolments. Pie chart is based on the number of students who wrote the CRT.

* Reading score is composite of Non Fiction and Poetry.

Mushuau Innu Natuashish School and Sheshatshiu Innu School are excluded from district and provincial results.

District 2 - Western

School #: 052 Harriot Curtis Collegiate

Demand Writing

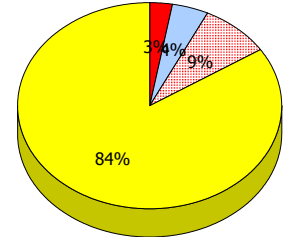
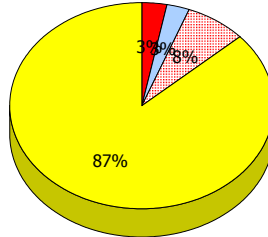
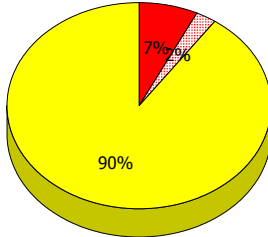
School

District

Province

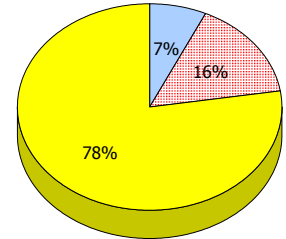
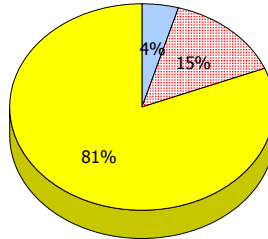
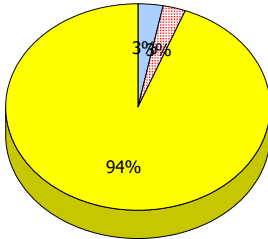
2012

Apr 30,
2012 (41)



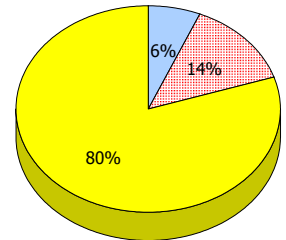
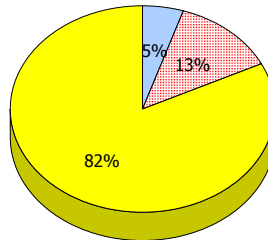
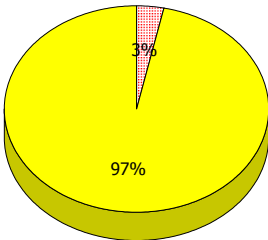
2011

AGR (34)



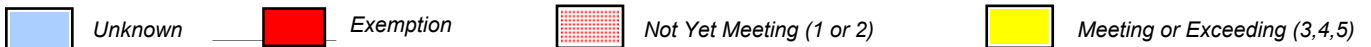
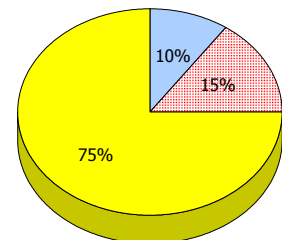
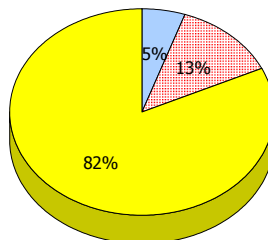
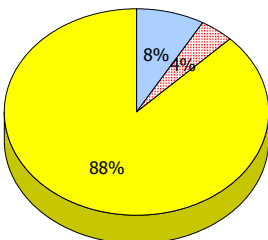
2010

AGR (30)



2009

AGR (24)



* In some cases, CRT numbers may exceed AGR numbers based on late enrolments. Pie chart is based on the number of students who wrote the CRT.

* Reading score is composite of Non Fiction and Poetry.

Mushuau Innu Natuashish School and Sheshatshiu Innu School are excluded from district and provincial results.

District 2 - Western

School #: 052 Harriot Curtis Collegiate

Reading

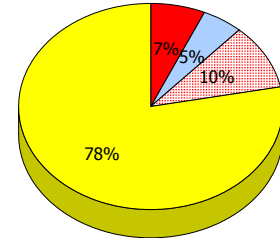
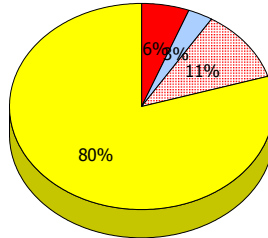
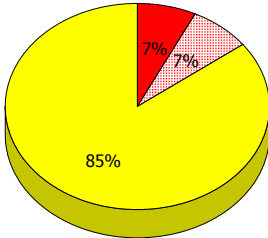
School

District

Province

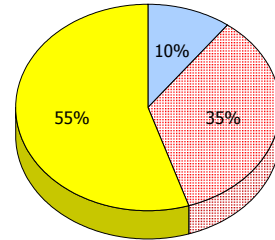
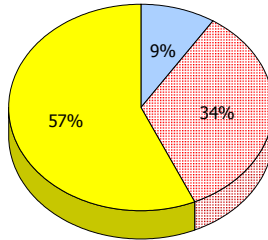
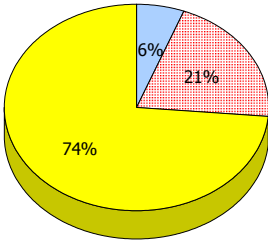
2012

Apr 30,
2012 (41)



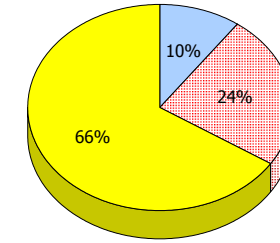
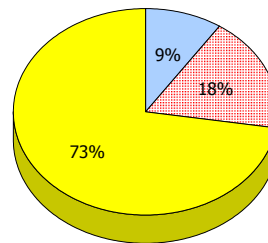
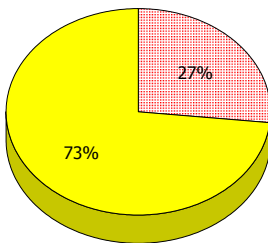
2011

AGR (34)



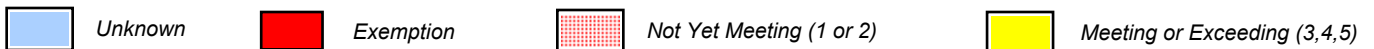
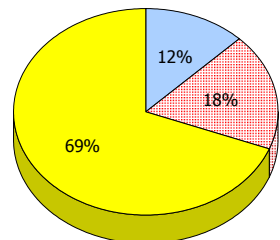
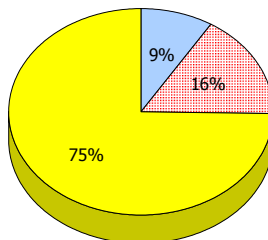
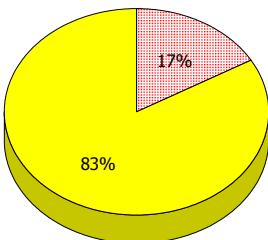
2010

AGR (30)



2009

AGR (24)



* In some cases, CRT numbers may exceed AGR numbers based on late enrolments. Pie chart is based on the number of students who wrote the CRT.

* Reading score is composite of Non Fiction and Poetry.

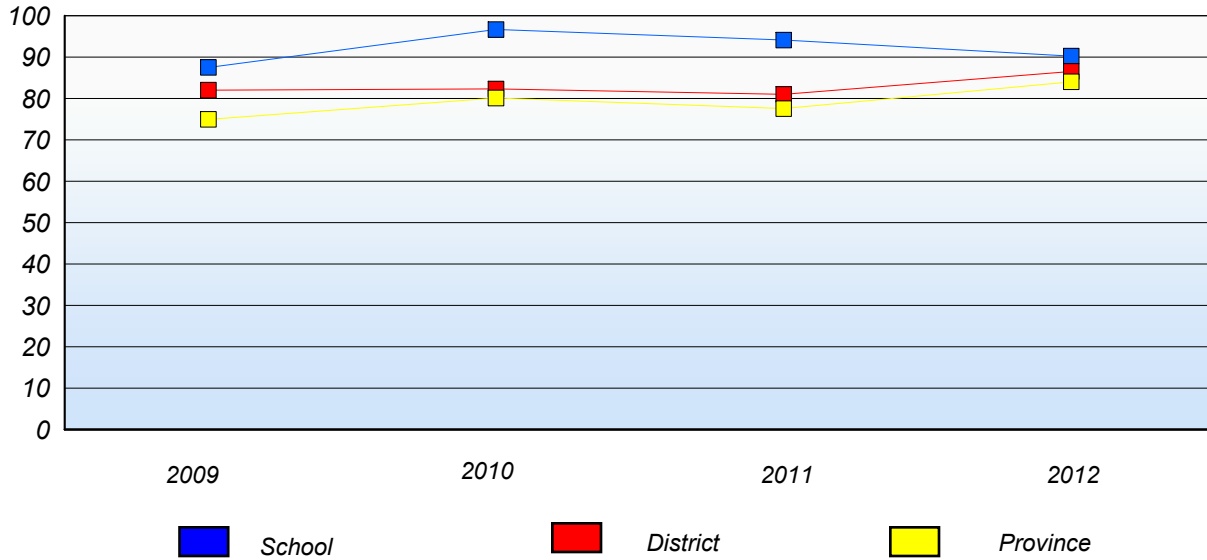
Mushuau Innu Natuashish School and Sheshatshiu Innu School are excluded from district and provincial results.

Source: Division of Evaluation and Research, Department of Education

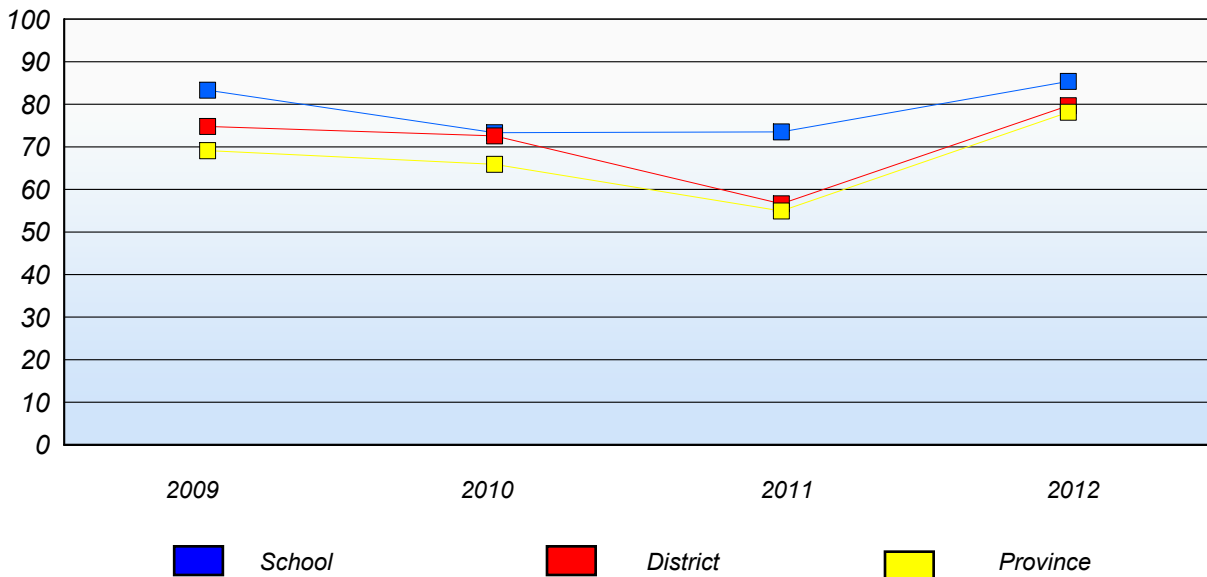
District 2 - Western

School #: 052 Harriot Curtis Collegiate

Demand Writing
 Percentage of students at level 3 or above (2009 - 2012)



Reading
 Percentage of students at level 3 or above (2009 - 2012)



* In some cases, CRT numbers may exceed AGR numbers based on late enrolments. Pie chart is based on the number of students who wrote the CRT.

* Reading score is composite of Non Fiction and Poetry.

Mushuau Innu Natuashish School and Sheshatshiu Innu School are excluded from district and provincial results.

District 2 - Western

School #: 057 St. Peter's Academy

Demand Writing

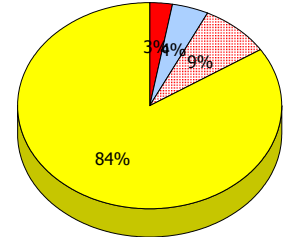
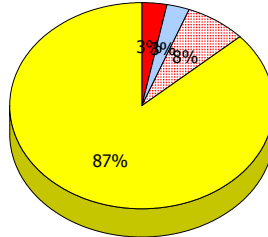
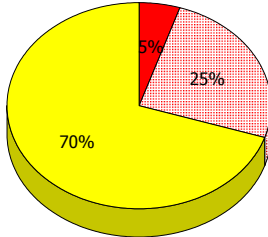
School

District

Province

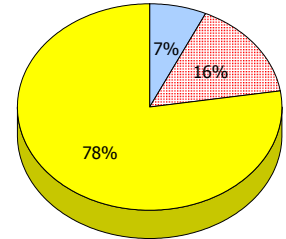
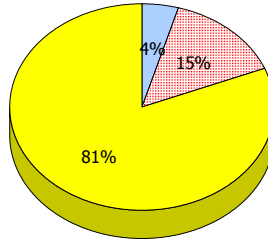
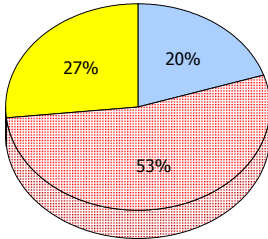
2012

Apr 30,
2012 (20)



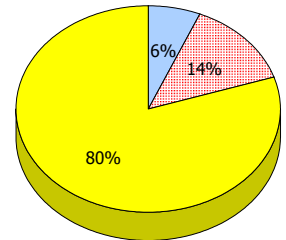
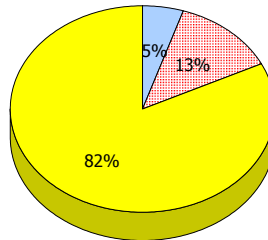
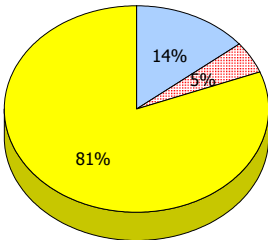
2011

AGR (15)



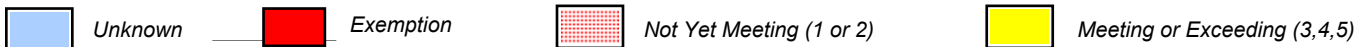
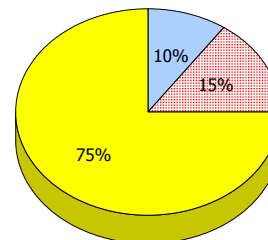
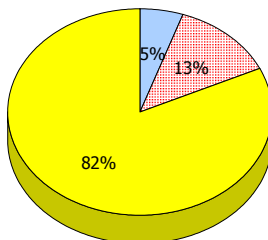
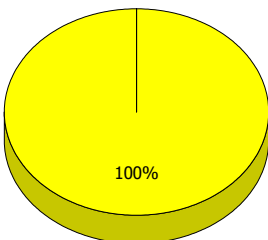
2010

AGR (21)



2009

AGR (21)



* In some cases, CRT numbers may exceed AGR numbers based on late enrolments. Pie chart is based on the number of students who wrote the CRT.

* Reading score is composite of Non Fiction and Poetry.

Mushuau Innu Natuashish School and Sheshatshiu Innu School are excluded from district and provincial results.

District 2 - Western

School #: 057 St. Peter's Academy

Reading

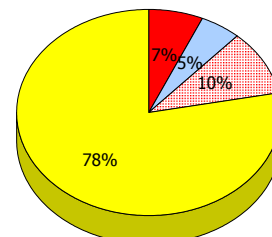
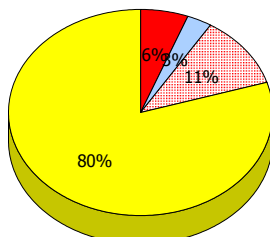
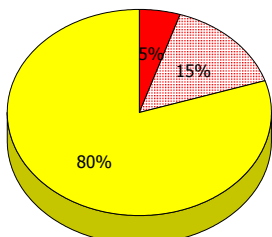
School

District

Province

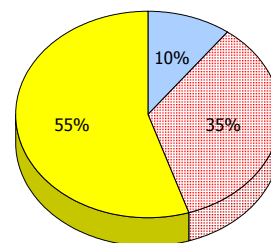
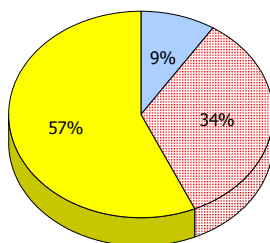
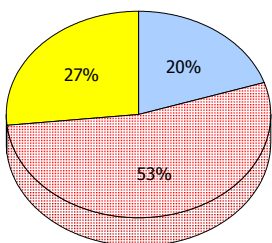
2012

Apr 30,
2012 (20)



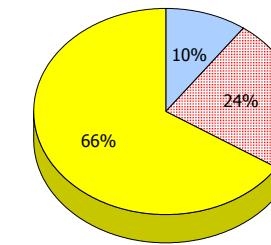
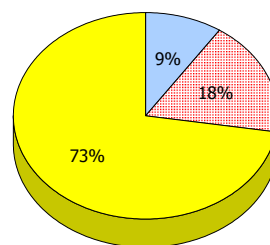
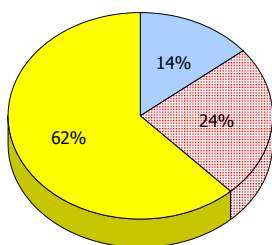
2011

AGR (15)



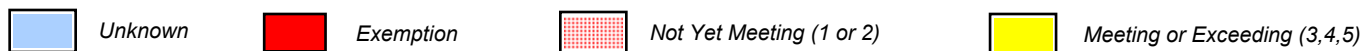
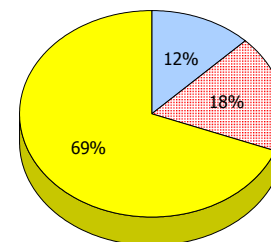
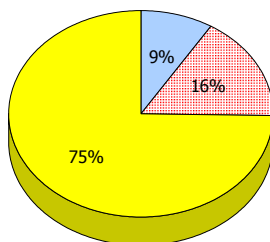
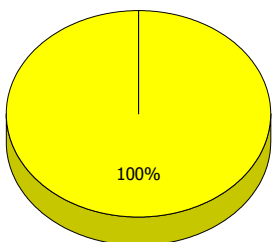
2010

AGR (21)



2009

AGR (21)



* In some cases, CRT numbers may exceed AGR numbers based on late enrolments. Pie chart is based on the number of students who wrote the CRT.

* Reading score is composite of Non Fiction and Poetry.

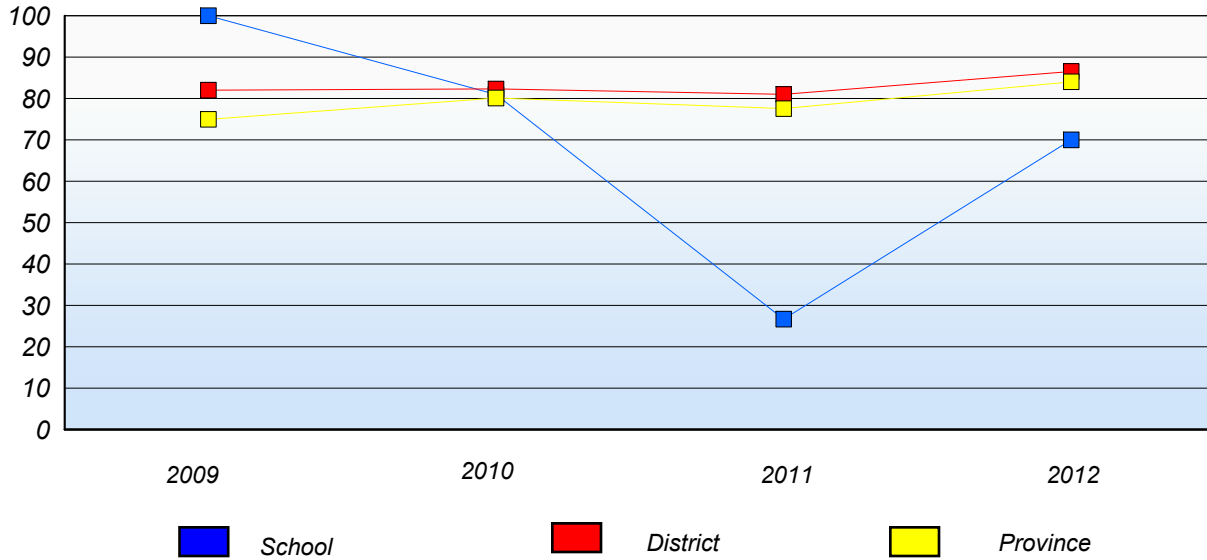
Mushuau Innu Natuashish School and Sheshatshiu Innu School are excluded from district and provincial results.

Source: Division of Evaluation and Research, Department of Education

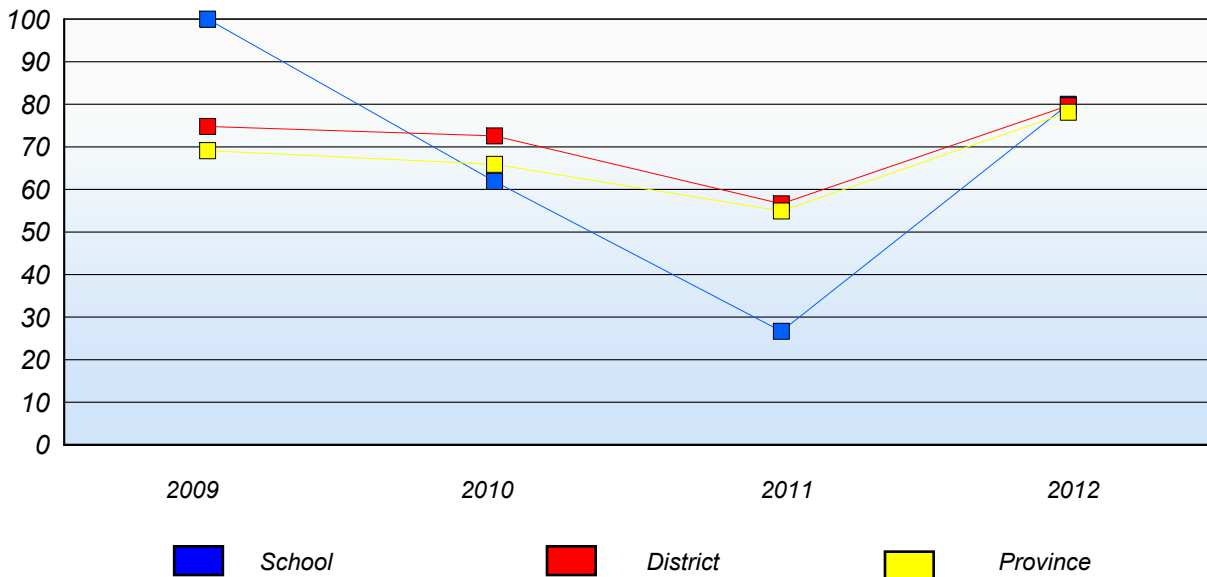
District 2 - Western

School #: 057 St. Peter's Academy

Demand Writing
Percentage of students at level 3 or above (2009 - 2012)



Reading
Percentage of students at level 3 or above (2009 - 2012)



* In some cases, CRT numbers may exceed AGR numbers based on late enrolments. Pie chart is based on the number of students who wrote the CRT.

* Reading score is composite of Non Fiction and Poetry.

Mushuau Innu Natuashish School and Sheshatshiu Innu School are excluded from district and provincial results.

District 2 - Western

School #: 062 G.C. Rowe Junior High

Demand Writing

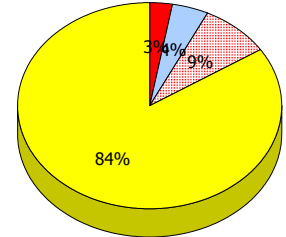
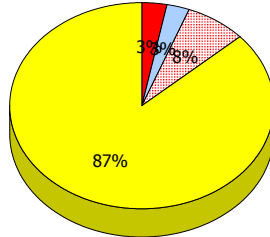
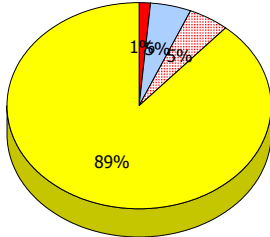
School

District

Province

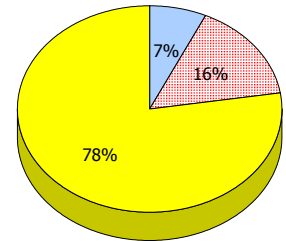
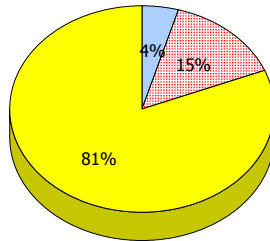
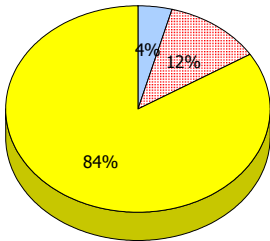
2012

Apr 30,
2012
(140)



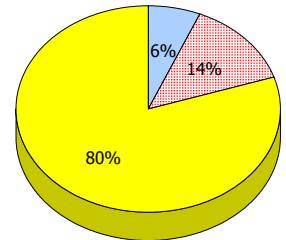
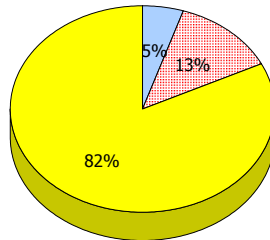
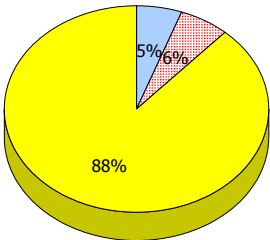
2011

AGR (143)



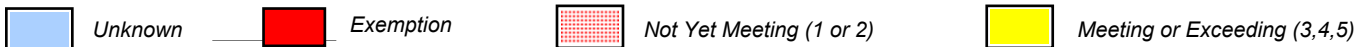
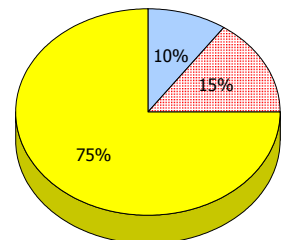
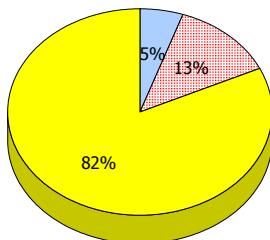
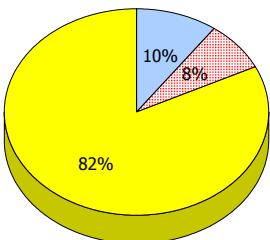
2010

AGR (147)



2009

AGR (119)



* In some cases, CRT numbers may exceed AGR numbers based on late enrolments. Pie chart is based on the number of students who wrote the CRT.

* Reading score is composite of Non Fiction and Poetry.

Mushuau Innu Natuashish School and Sheshatshiu Innu School are excluded from district and provincial results.

District 2 - Western

School #: 062 G.C. Rowe Junior High

Reading

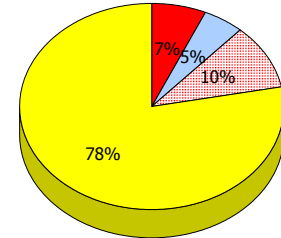
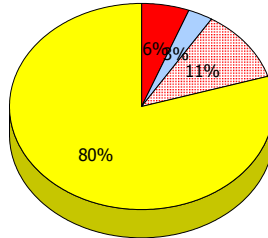
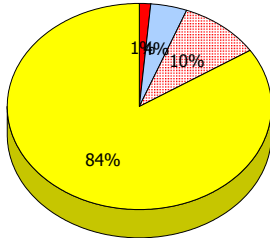
School

District

Province

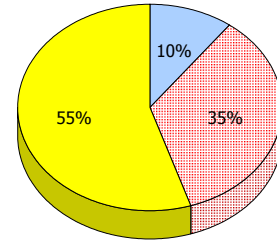
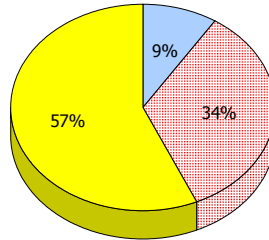
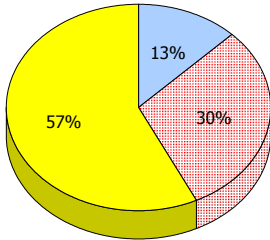
2012

Apr 30,
2012
(140)



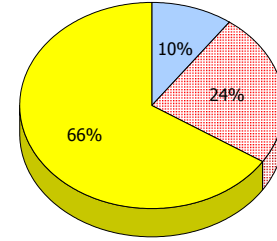
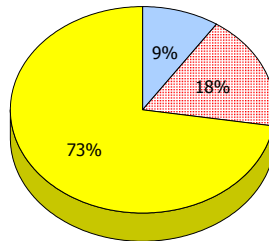
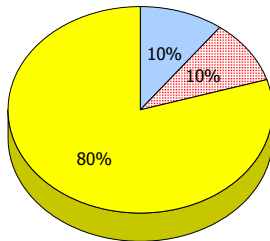
2011

AGR (143)



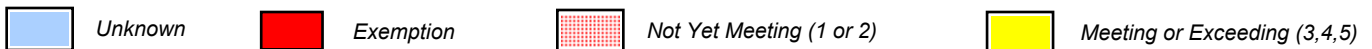
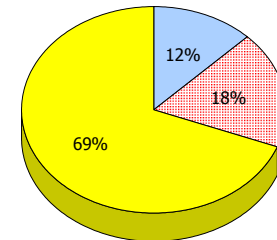
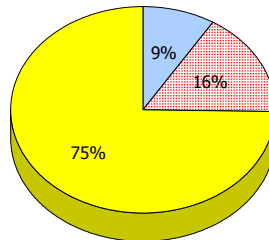
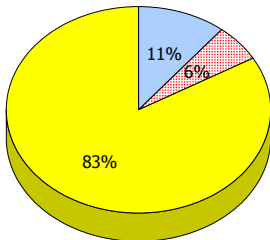
2010

AGR (147)



2009

AGR (119)



* In some cases, CRT numbers may exceed AGR numbers based on late enrolments. Pie chart is based on the number of students who wrote the CRT.

* Reading score is composite of Non Fiction and Poetry.

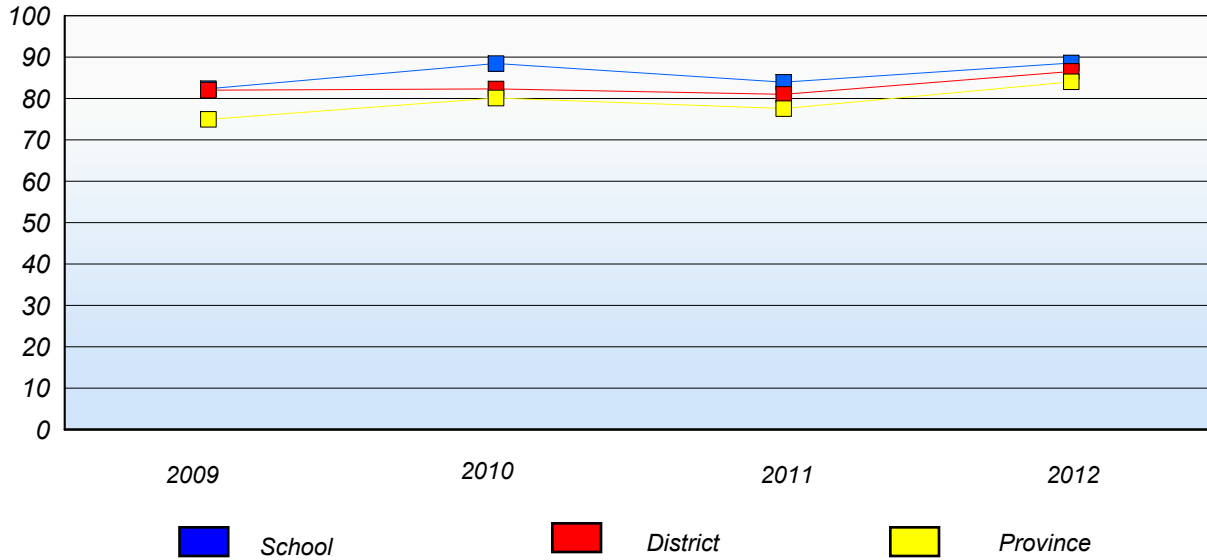
Mushuau Innu Natuashish School and Sheshatshiu Innu School are excluded from district and provincial results.

Source: Division of Evaluation and Research, Department of Education

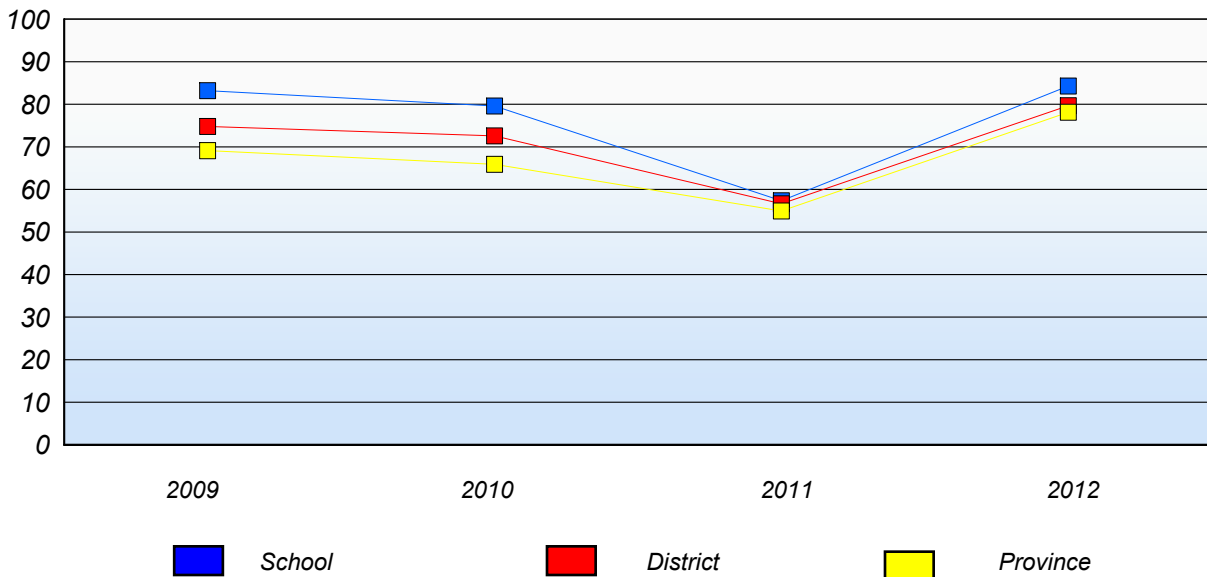
District 2 - Western

School #: 062 G.C. Rowe Junior High

Demand Writing
Percentage of students at level 3 or above (2009 - 2012)



Reading
Percentage of students at level 3 or above (2009 - 2012)



* In some cases, CRT numbers may exceed AGR numbers based on late enrolments. Pie chart is based on the number of students who wrote the CRT.

* Reading score is composite of Non Fiction and Poetry.

Mushuau Innu Natuashish School and Sheshatshiu Innu School are excluded from district and provincial results.

District 2 - Western

School #: 067 Presentation Junior High

Demand Writing

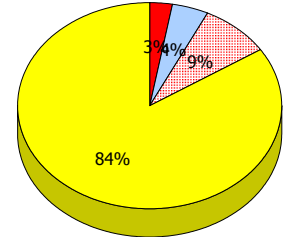
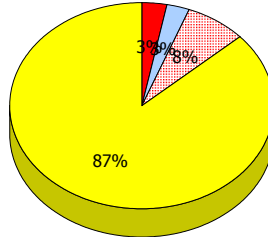
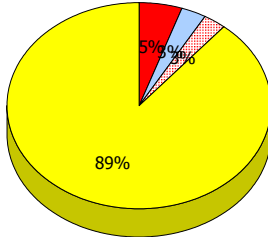
School

District

Province

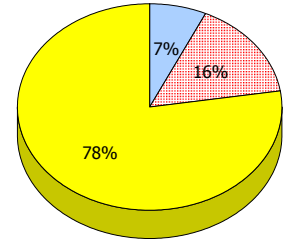
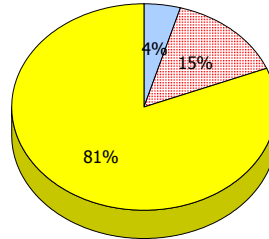
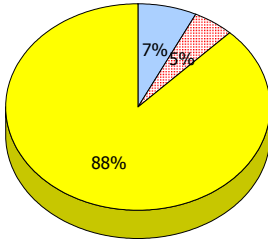
2012

Apr 30,
2012
(134)



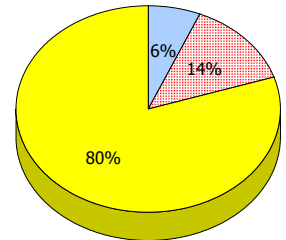
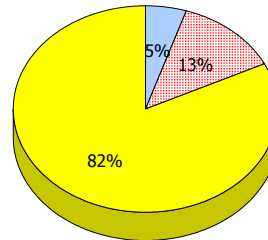
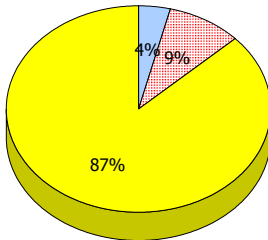
2011

AGR (154)



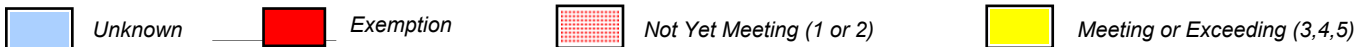
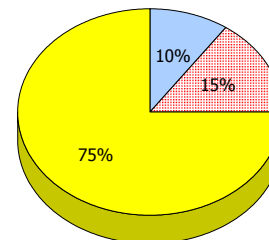
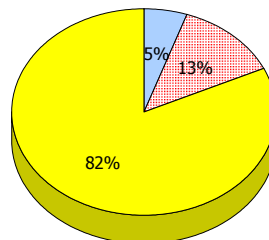
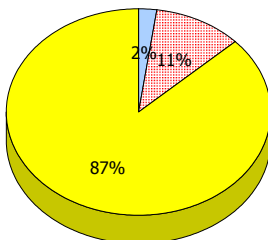
2010

AGR (130)



2009

AGR (129)



* In some cases, CRT numbers may exceed AGR numbers based on late enrolments. Pie chart is based on the number of students who wrote the CRT.

* Reading score is composite of Non Fiction and Poetry.

Mushuau Innu Natuashish School and Sheshatshiu Innu School are excluded from district and provincial results.

Source: Division of Evaluation and Research, Department of Education

District 2 - Western

School #: 067 Presentation Junior High

Reading

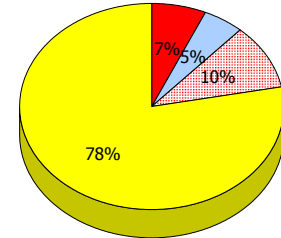
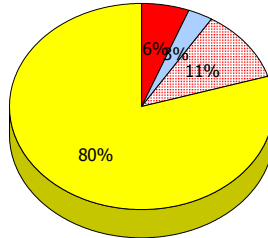
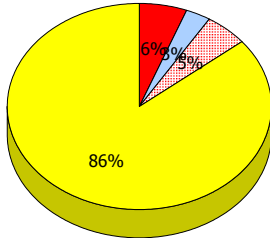
School

District

Province

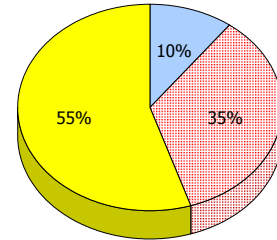
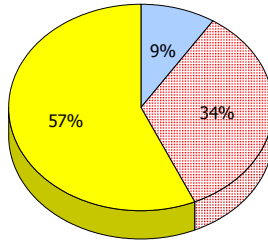
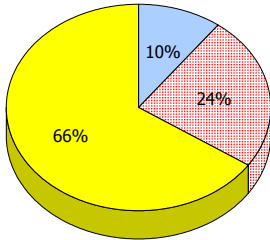
2012

Apr 30,
2012
(134)



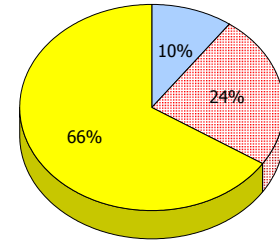
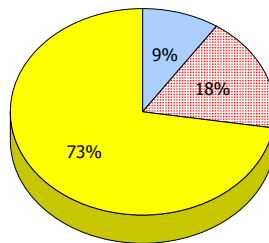
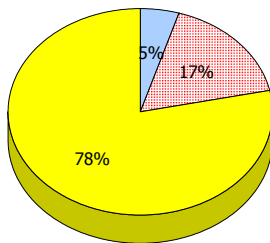
2011

AGR (154)



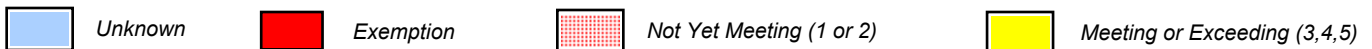
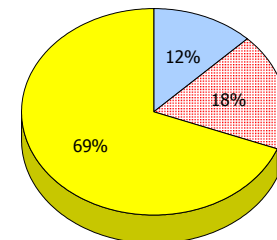
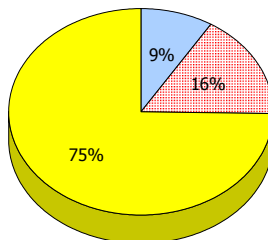
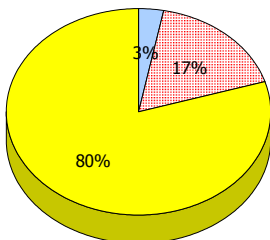
2010

AGR (130)



2009

AGR (129)



* In some cases, CRT numbers may exceed AGR numbers based on late enrolments. Pie chart is based on the number of students who wrote the CRT.

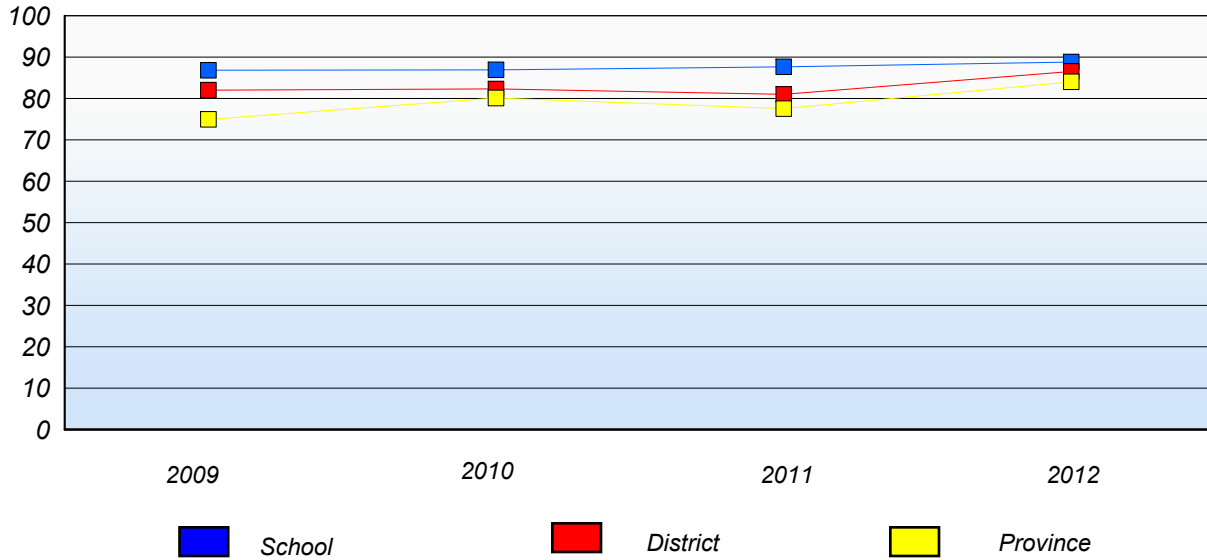
* Reading score is composite of Non Fiction and Poetry.

Mushuau Innu Natuashish School and Sheshatshiu Innu School are excluded from district and provincial results.

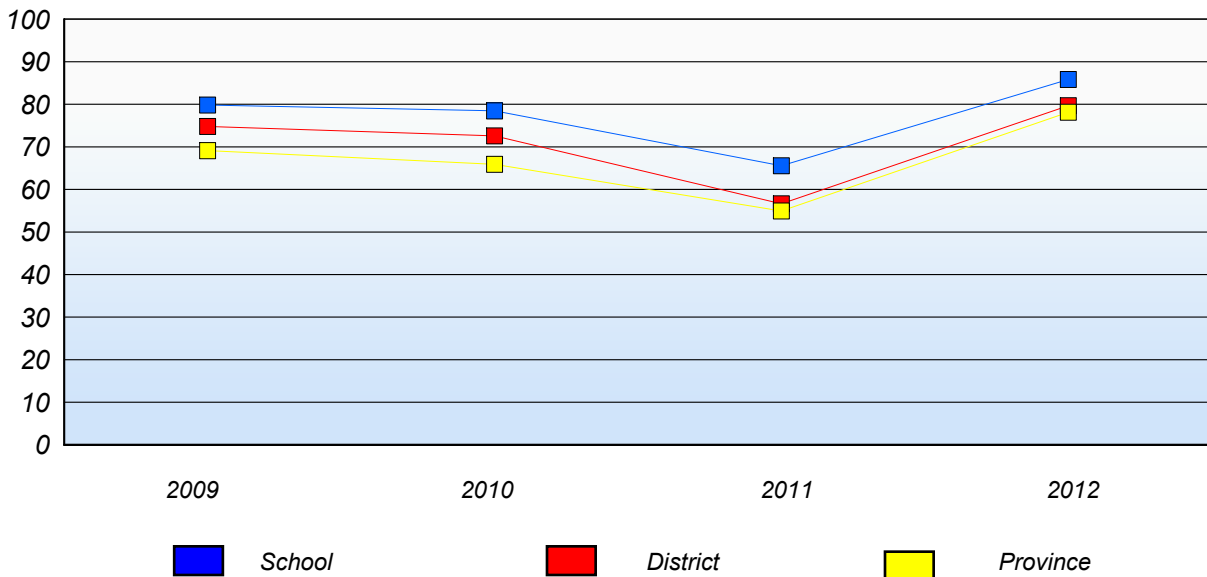
District 2 - Western

School #: 067 Presentation Junior High

Demand Writing
Percentage of students at level 3 or above (2009 - 2012)



Reading
Percentage of students at level 3 or above (2009 - 2012)



* In some cases, CRT numbers may exceed AGR numbers based on late enrolments. Pie chart is based on the number of students who wrote the CRT.

* Reading score is composite of Non Fiction and Poetry.

Mushuau Innu Natuashish School and Sheshatshiu Innu School are excluded from district and provincial results.

District 2 - Western

School #: 075 Hampden Academy

Demand Writing

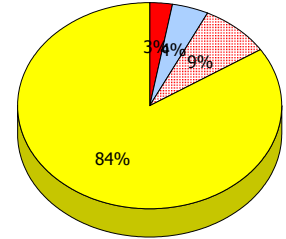
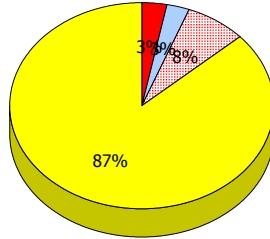
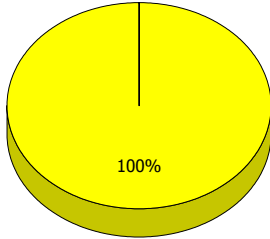
School

District

Province

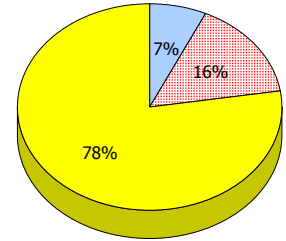
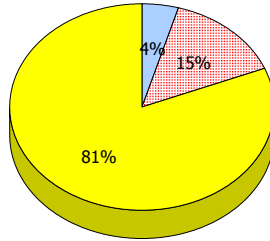
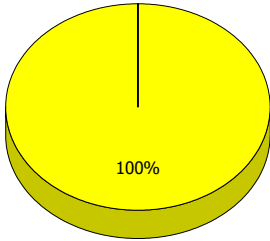
2012

Apr 30,
2012 (7)



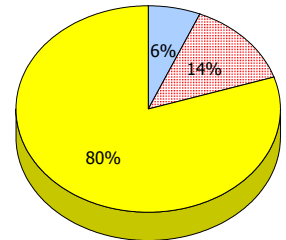
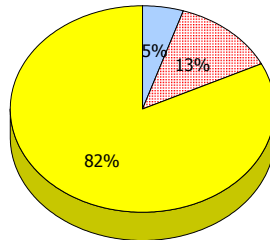
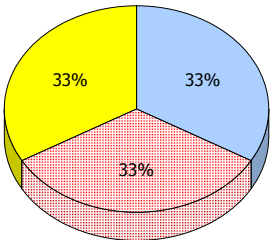
2011

AGR (6)



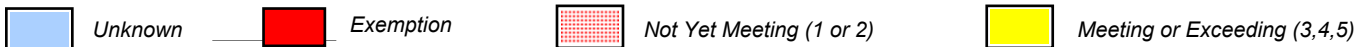
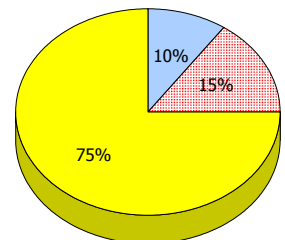
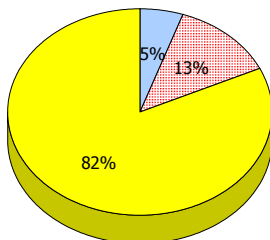
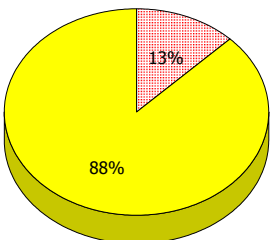
2010

AGR (3)



2009

AGR (8)



* In some cases, CRT numbers may exceed AGR numbers based on late enrolments. Pie chart is based on the number of students who wrote the CRT.

* Reading score is composite of Non Fiction and Poetry.

Mushuau Innu Natuashish School and Sheshatshiu Innu School are excluded from district and provincial results.

Source: Division of Evaluation and Research, Department of Education

District 2 - Western

School #: 075 Hampden Academy

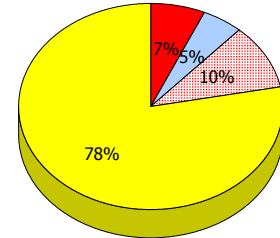
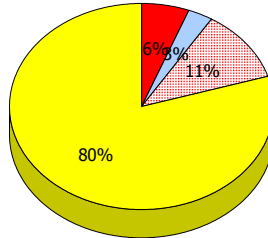
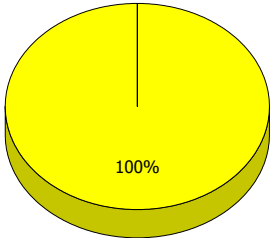
Reading

School

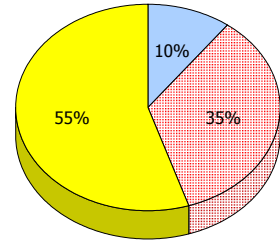
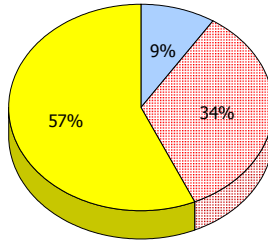
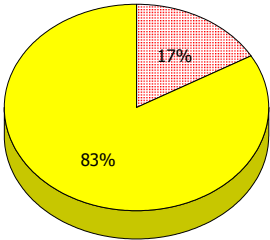
District

Province

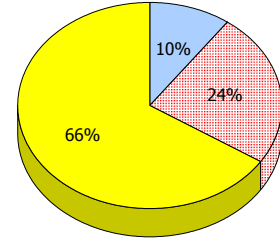
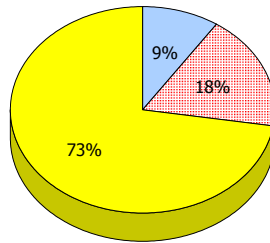
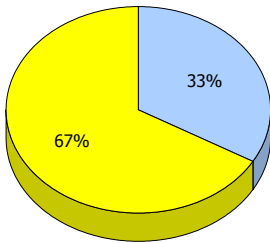
2012
Apr 30,
2012 (7)



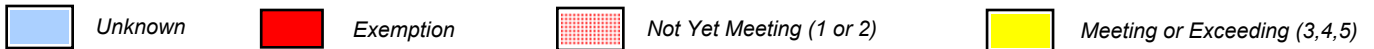
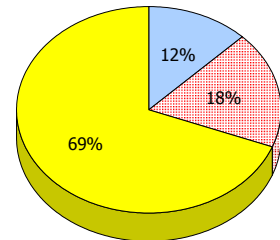
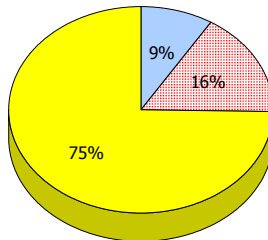
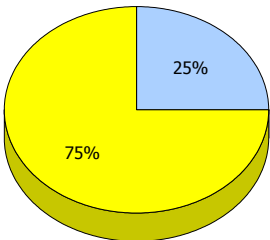
2011
AGR (6)



2010
AGR (3)



2009
AGR (8)



* In some cases, CRT numbers may exceed AGR numbers based on late enrolments. Pie chart is based on the number of students who wrote the CRT.

* Reading score is composite of Non Fiction and Poetry.

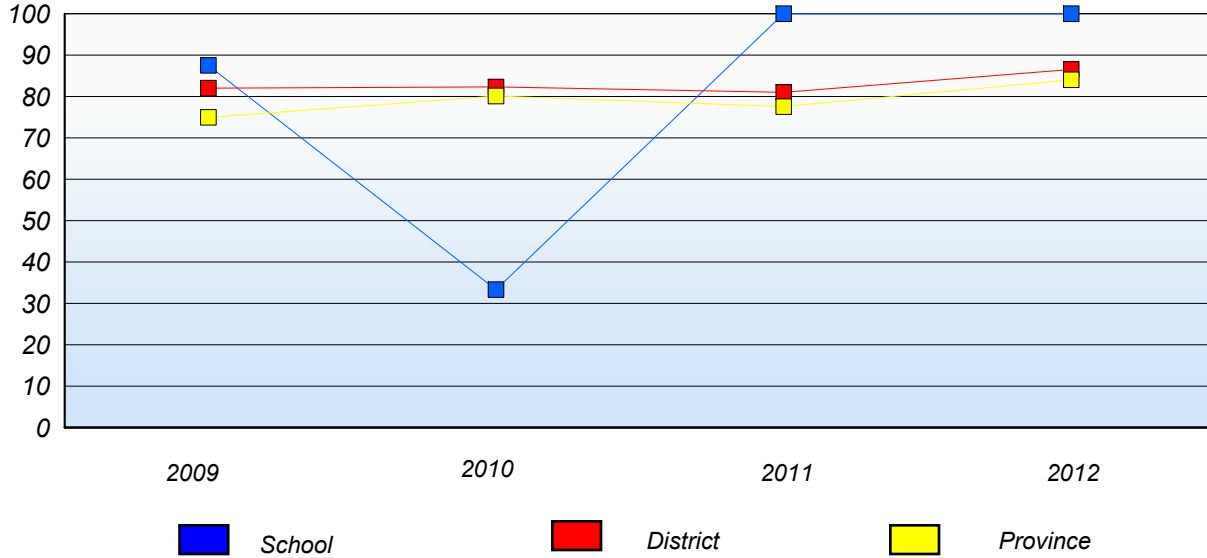
Mushuau Innu Natuashish School and Sheshatshiu Innu School are excluded from district and provincial results.

Source: Division of Evaluation and Research, Department of Education

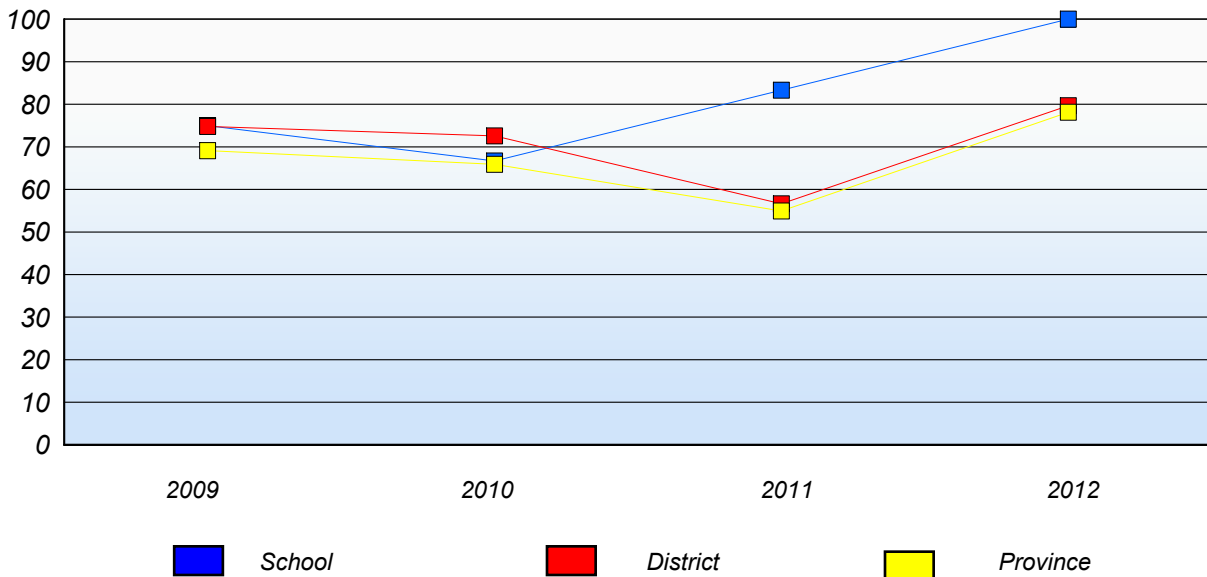
District 2 - Western

School #: 075 Hampden Academy

Demand Writing
Percentage of students at level 3 or above (2009 - 2012)



Reading
Percentage of students at level 3 or above (2009 - 2012)



* In some cases, CRT numbers may exceed AGR numbers based on late enrolments. Pie chart is based on the number of students who wrote the CRT.

* Reading score is composite of Non Fiction and Poetry.

Mushuau Innu Natuashish School and Sheshatshiu Innu School are excluded from district and provincial results.

District 2 - Western

School #: 079 St. James All Grade

Demand Writing

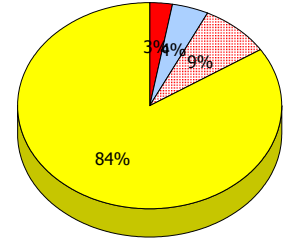
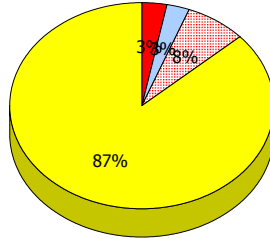
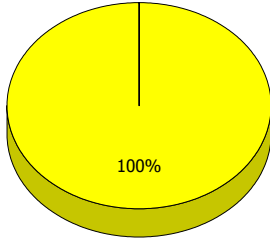
School

District

Province

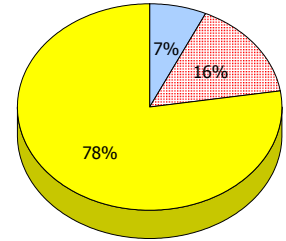
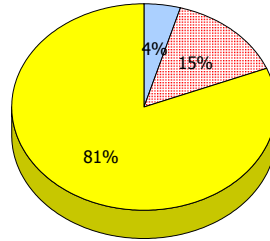
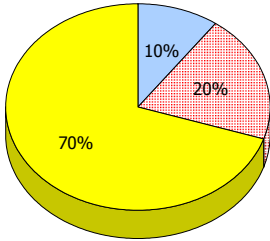
2012

Apr 30,
2012 (12)



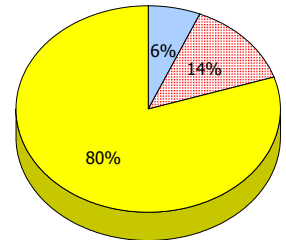
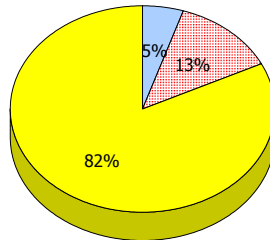
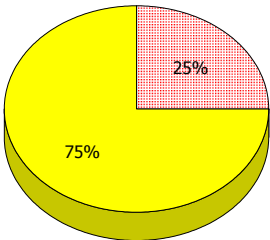
2011

AGR (10)



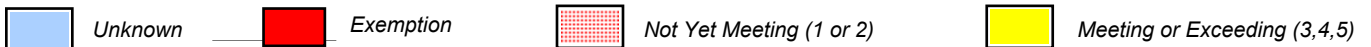
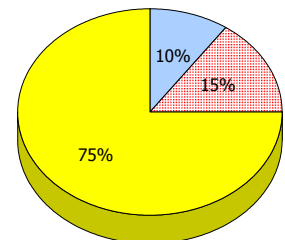
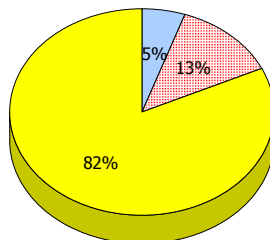
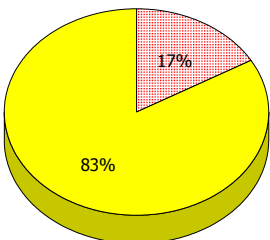
2010

AGR (7)



2009

AGR (12)



* In some cases, CRT numbers may exceed AGR numbers based on late enrolments. Pie chart is based on the number of students who wrote the CRT.

* Reading score is composite of Non Fiction and Poetry.

Mushuau Innu Natuashish School and Sheshatshiu Innu School are excluded from district and provincial results.

District 2 - Western

School #: 079 St. James All Grade

Reading

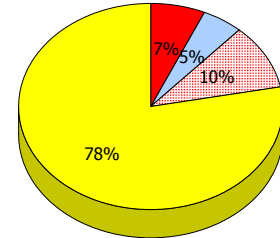
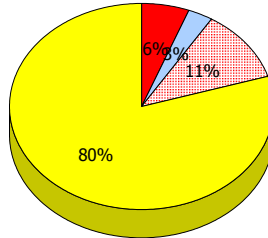
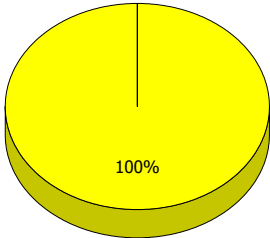
School

District

Province

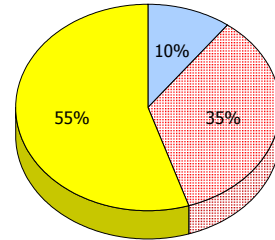
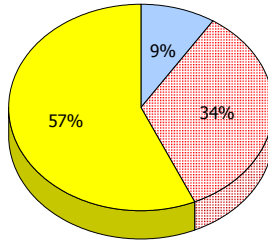
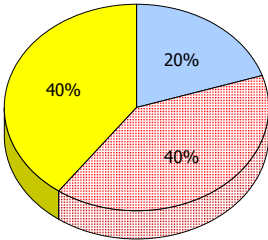
2012

Apr 30,
2012 (12)



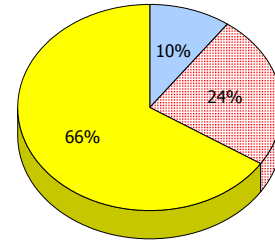
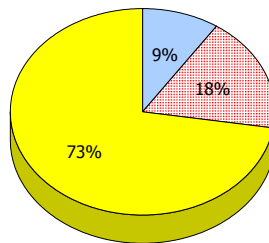
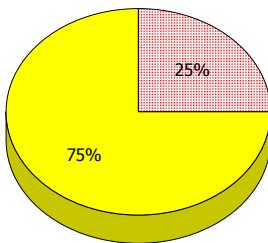
2011

AGR (10)



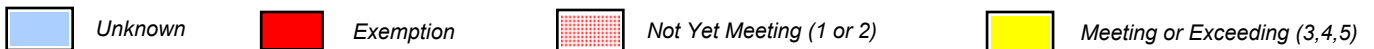
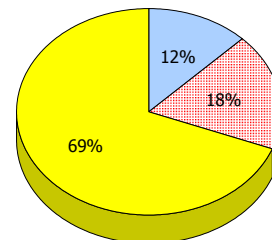
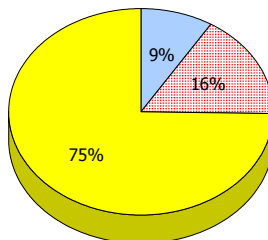
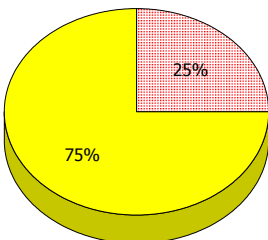
2010

AGR (7)



2009

AGR (12)



* In some cases, CRT numbers may exceed AGR numbers based on late enrolments. Pie chart is based on the number of students who wrote the CRT.

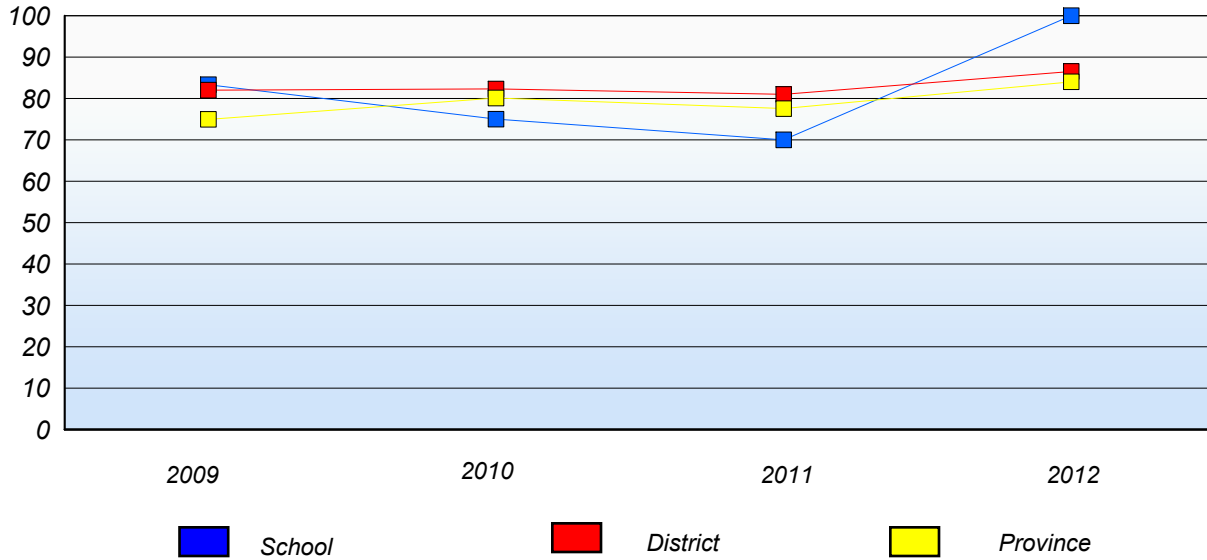
* Reading score is composite of Non Fiction and Poetry.

Mushuau Innu Natuashish School and Sheshatshiu Innu School are excluded from district and provincial results.

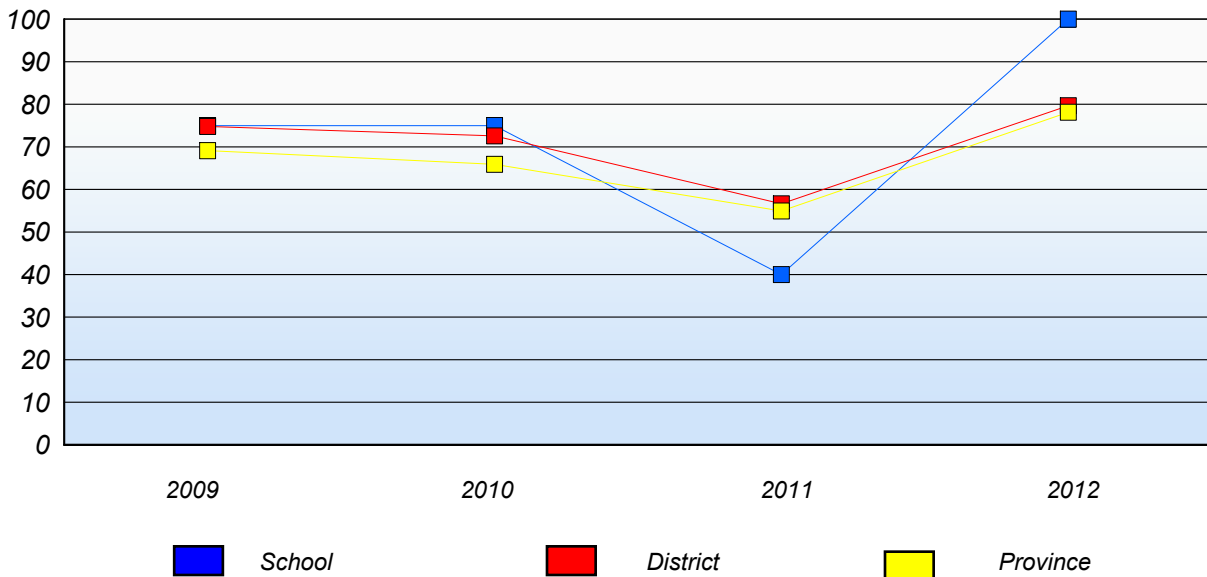
District 2 - Western

School #: 079 St. James All Grade

Demand Writing
Percentage of students at level 3 or above (2009 - 2012)



Reading
Percentage of students at level 3 or above (2009 - 2012)



* In some cases, CRT numbers may exceed AGR numbers based on late enrolments. Pie chart is based on the number of students who wrote the CRT.

* Reading score is composite of Non Fiction and Poetry.

Mushuau Innu Natuashish School and Sheshatshiu Innu School are excluded from district and provincial results.

District 2 - Western

School #: 080 Templeton Academy

Demand Writing

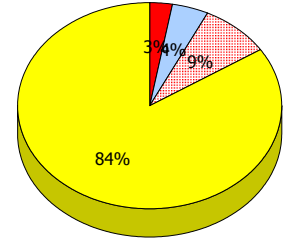
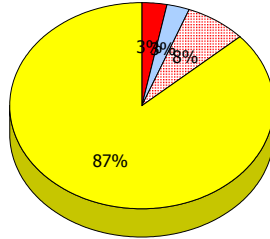
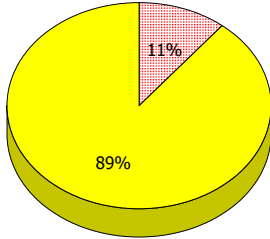
School

District

Province

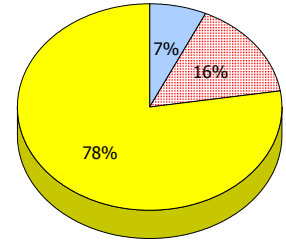
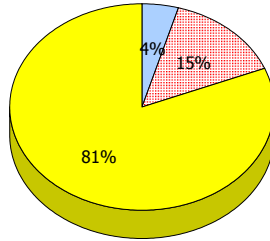
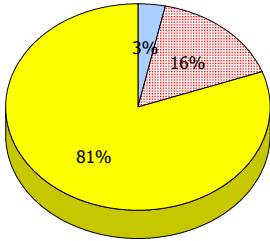
2012

Apr 30,
2012 (46)



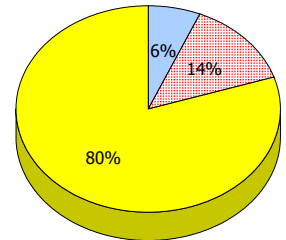
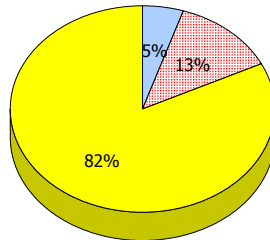
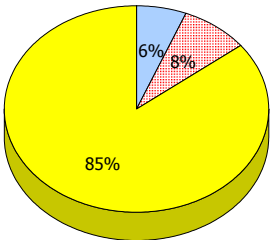
2011

AGR (31)



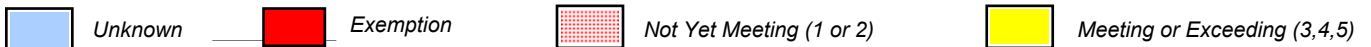
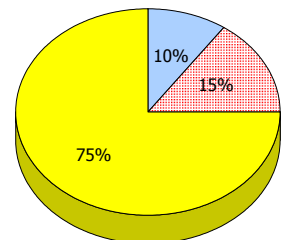
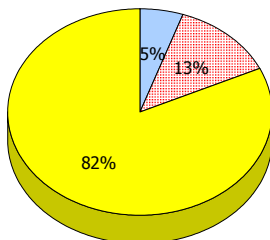
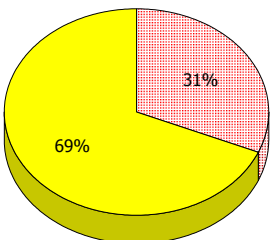
2010

AGR (48)



2009

AGR (54)



* In some cases, CRT numbers may exceed AGR numbers based on late enrolments. Pie chart is based on the number of students who wrote the CRT.

* Reading score is composite of Non Fiction and Poetry.

Mushuau Innu Natuashish School and Sheshatshiu Innu School are excluded from district and provincial results.

Source: Division of Evaluation and Research, Department of Education

District 2 - Western

School #: 080 Templeton Academy

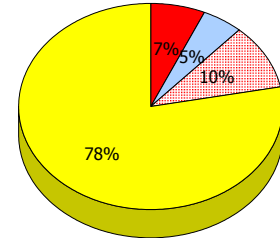
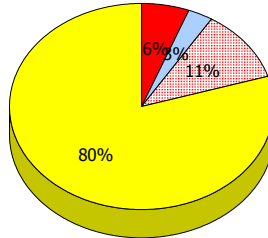
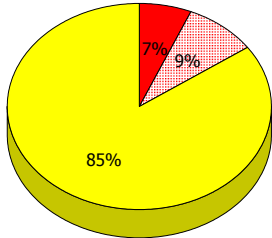
Reading

School

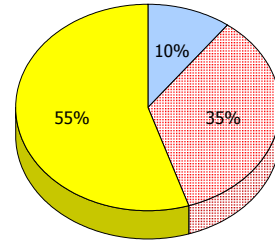
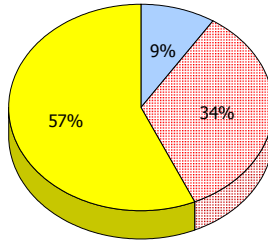
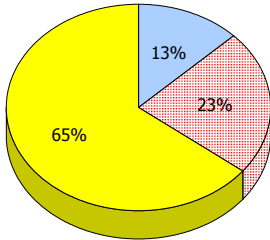
District

Province

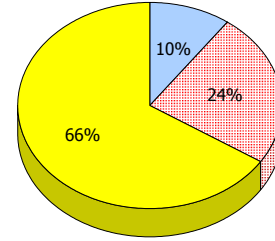
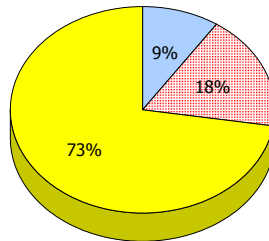
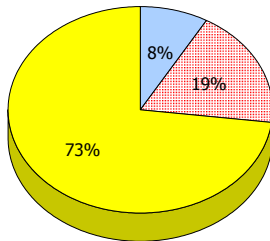
2012
Apr 30,
2012 (46)



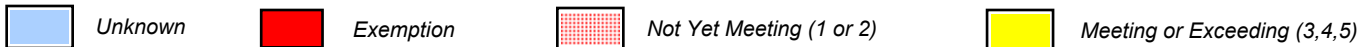
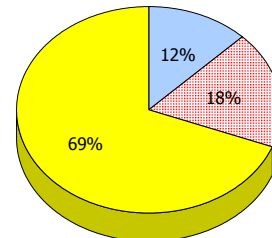
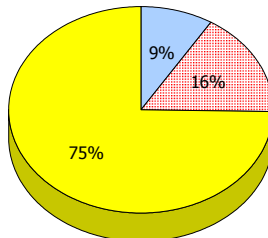
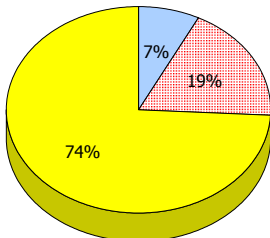
2011
AGR (31)



2010
AGR (48)



2009
AGR (54)



* In some cases, CRT numbers may exceed AGR numbers based on late enrolments. Pie chart is based on the number of students who wrote the CRT.

* Reading score is composite of Non Fiction and Poetry.

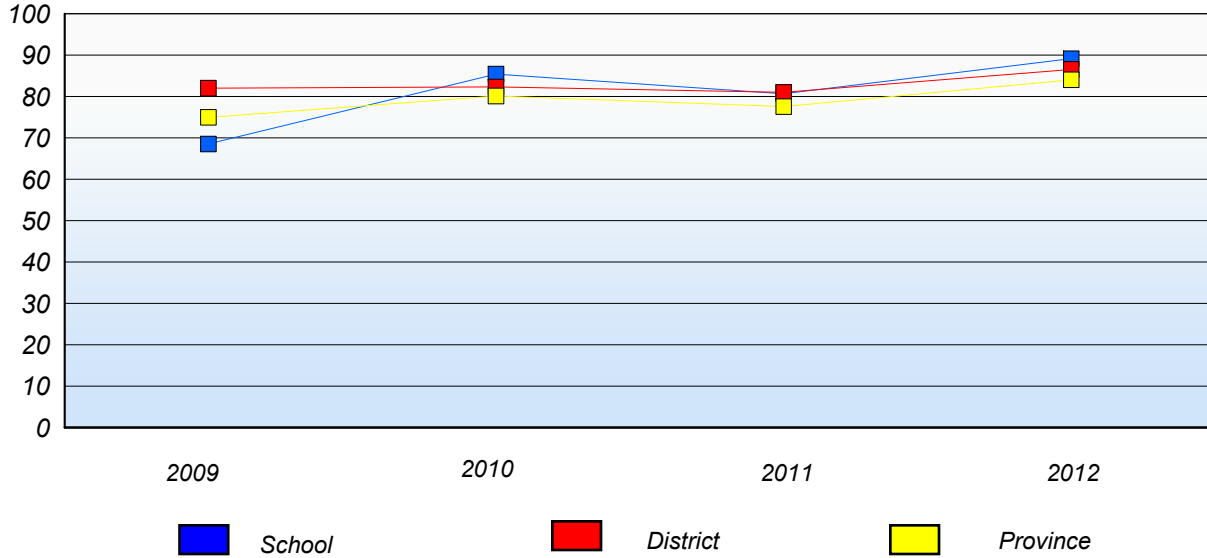
Mushuau Innu Natuashish School and Sheshatshiu Innu School are excluded from district and provincial results.

Source: Division of Evaluation and Research, Department of Education

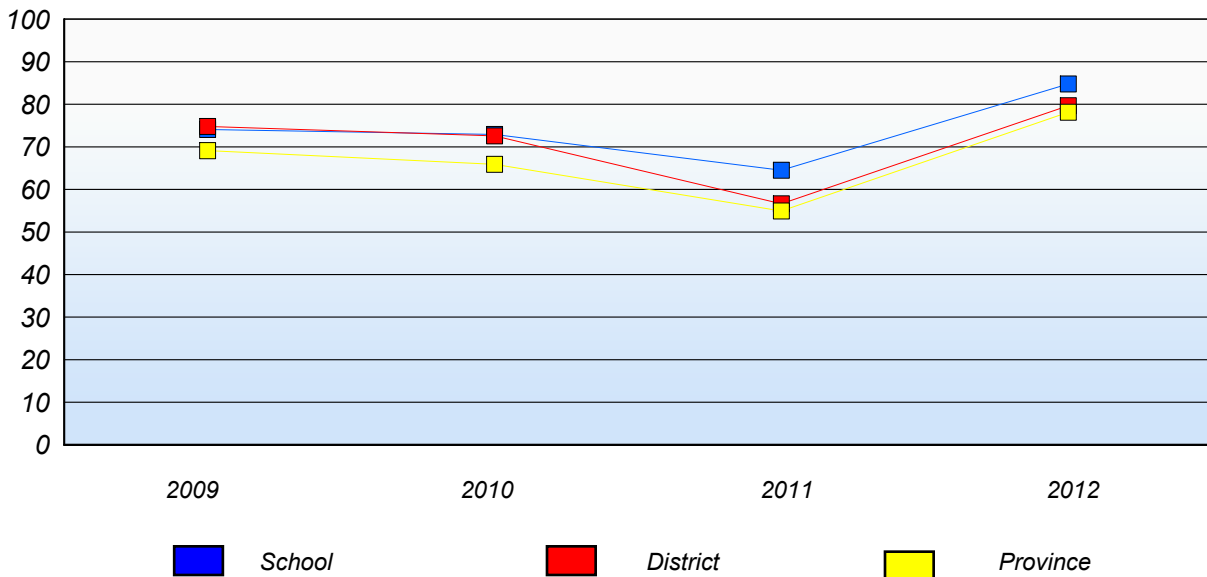
District 2 - Western

School #: 080 Templeton Academy

Demand Writing
Percentage of students at level 3 or above (2009 - 2012)



Reading
Percentage of students at level 3 or above (2009 - 2012)



* In some cases, CRT numbers may exceed AGR numbers based on late enrolments. Pie chart is based on the number of students who wrote the CRT.

* Reading score is composite of Non Fiction and Poetry.

Mushuau Innu Natuashish School and Sheshatshiu Innu School are excluded from district and provincial results.

District 2 - Western

School #: 083 Pasadena Academy

Demand Writing

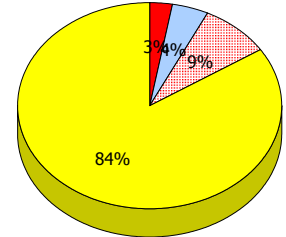
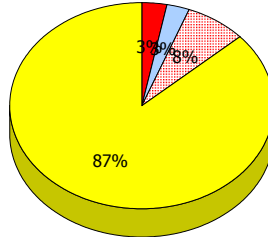
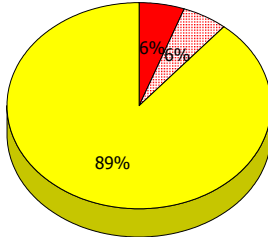
School

District

Province

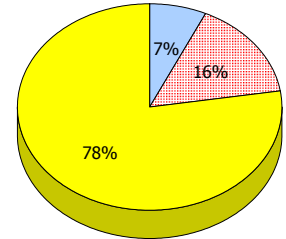
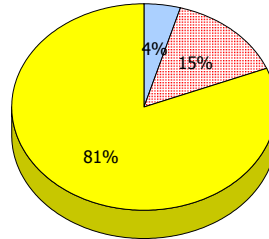
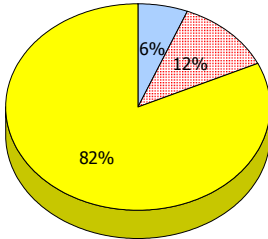
2012

Apr 30,
2012 (35)



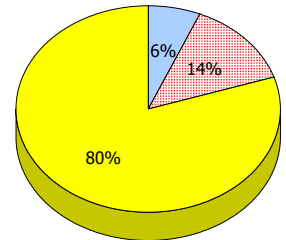
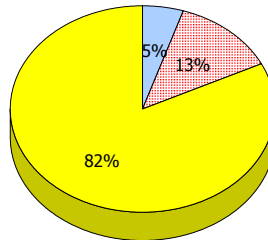
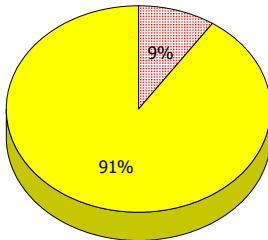
2011

AGR (50)



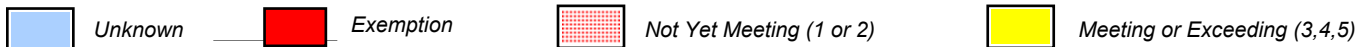
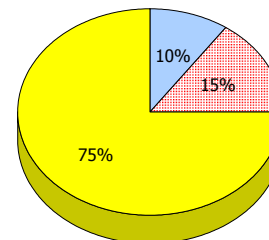
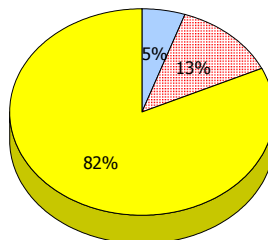
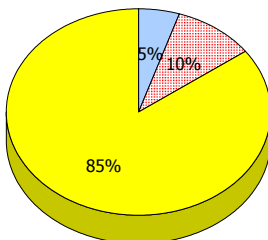
2010

AGR (31)



2009

AGR (40)



* In some cases, CRT numbers may exceed AGR numbers based on late enrolments. Pie chart is based on the number of students who wrote the CRT.

* Reading score is composite of Non Fiction and Poetry.

Mushuau Innu Natuashish School and Sheshatshiu Innu School are excluded from district and provincial results.

Source: Division of Evaluation and Research, Department of Education

District 2 - Western

School #: 083 Pasadena Academy

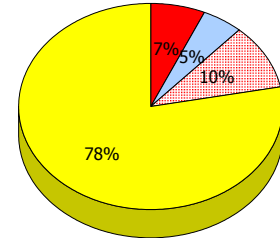
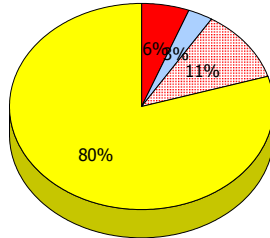
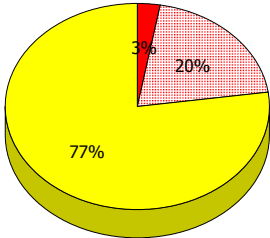
Reading

School

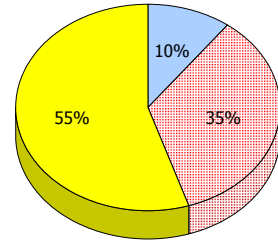
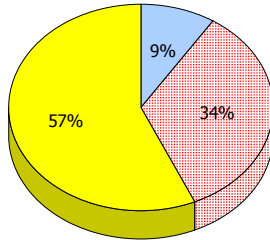
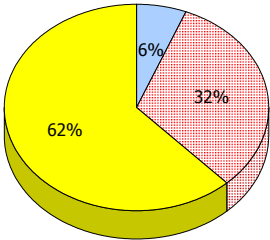
District

Province

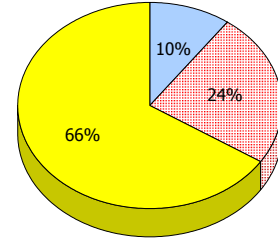
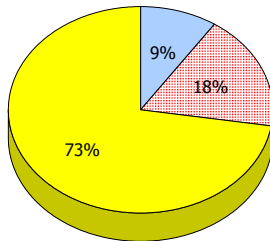
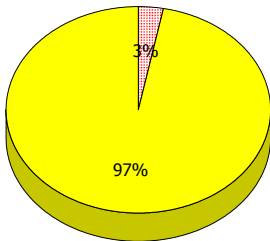
2012
Apr 30,
2012 (35)



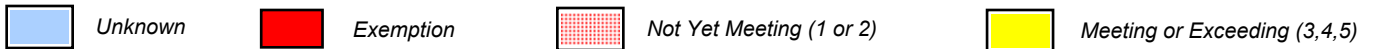
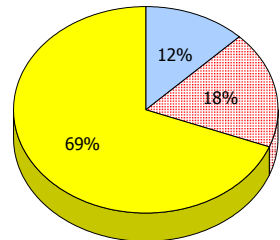
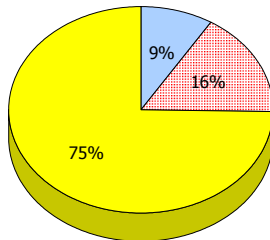
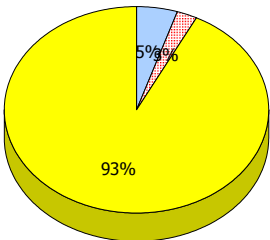
2011
AGR (50)



2010
AGR (31)



2009
AGR (40)



* In some cases, CRT numbers may exceed AGR numbers based on late enrolments. Pie chart is based on the number of students who wrote the CRT.

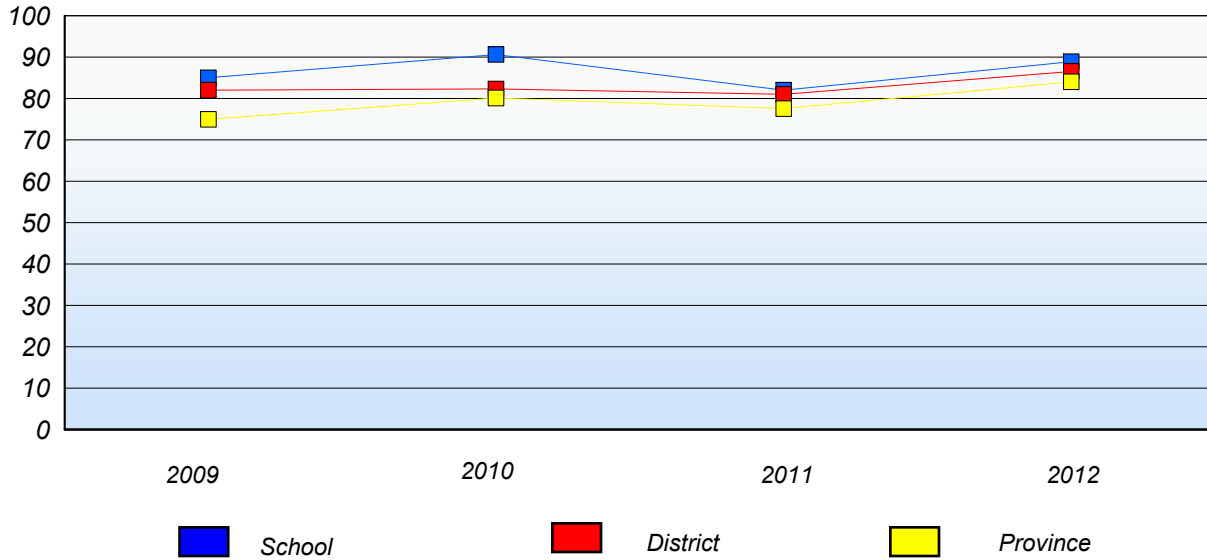
* Reading score is composite of Non Fiction and Poetry.

Mushuau Innu Natuashish School and Sheshatshiu Innu School are excluded from district and provincial results.

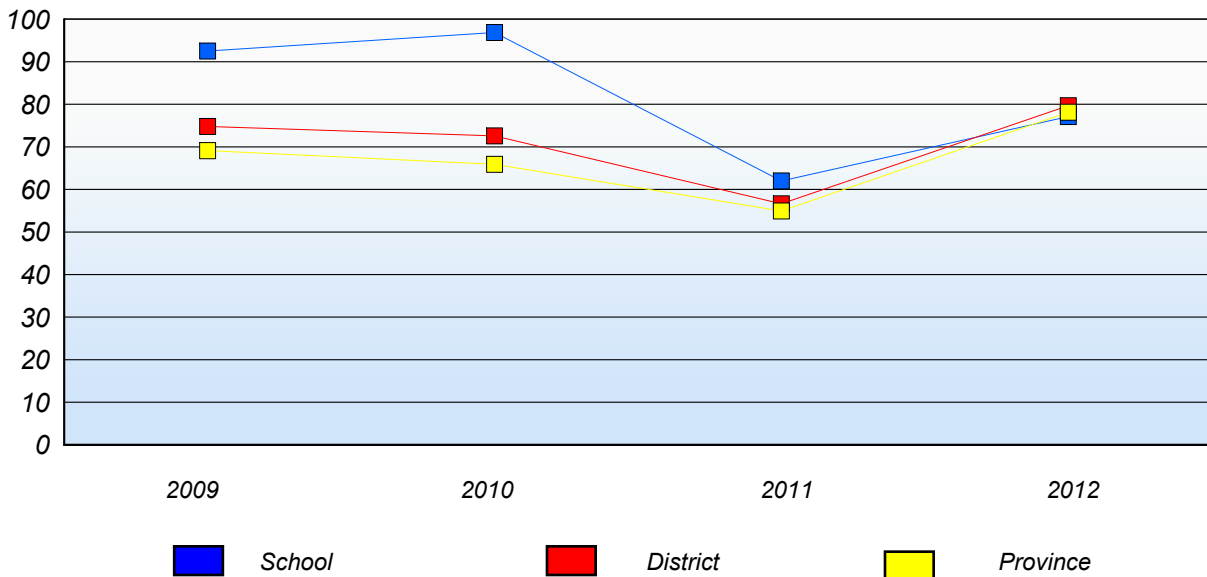
District 2 - Western

School #: 083 Pasadena Academy

Demand Writing
Percentage of students at level 3 or above (2009 - 2012)



Reading
Percentage of students at level 3 or above (2009 - 2012)



* In some cases, CRT numbers may exceed AGR numbers based on late enrolments. Pie chart is based on the number of students who wrote the CRT.

* Reading score is composite of Non Fiction and Poetry.

Mushuau Innu Natuashish School and Sheshatshiu Innu School are excluded from district and provincial results.

District 2 - Western

School #: 086 Gros Morne Academy

Demand Writing

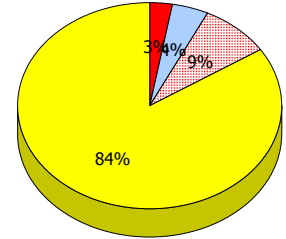
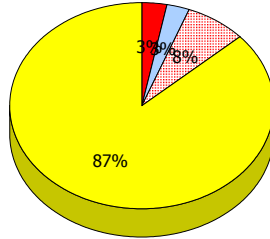
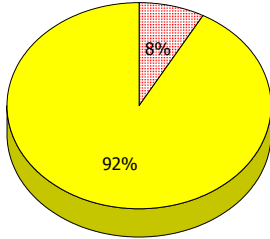
School

District

Province

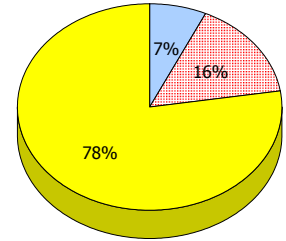
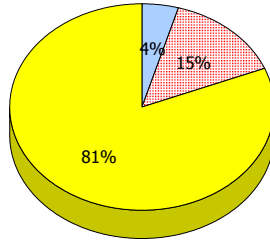
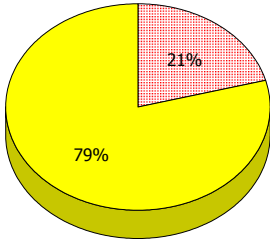
2012

Apr 30,
2012 (25)



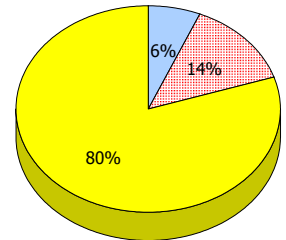
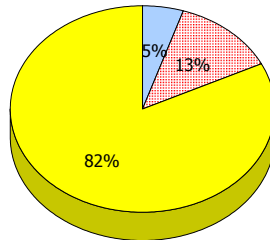
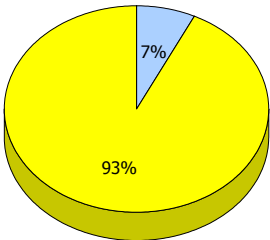
2011

AGR (24)



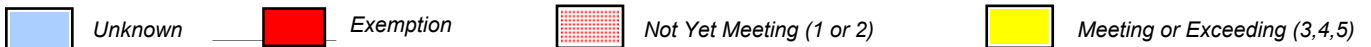
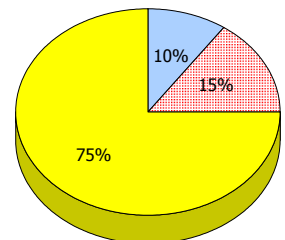
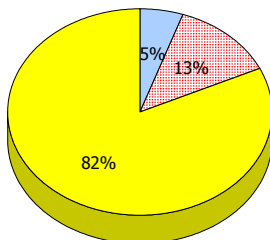
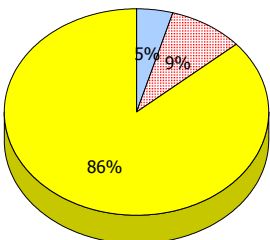
2010

AGR (14)



2009

AGR (22)



* In some cases, CRT numbers may exceed AGR numbers based on late enrolments. Pie chart is based on the number of students who wrote the CRT.

* Reading score is composite of Non Fiction and Poetry.

Mushuau Innu Natuashish School and Sheshatshiu Innu School are excluded from district and provincial results.

Source: Division of Evaluation and Research, Department of Education

District 2 - Western

School #: 086 Gros Morne Academy

Reading

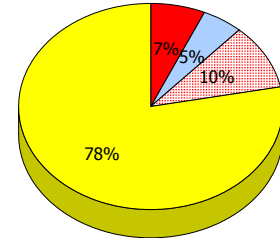
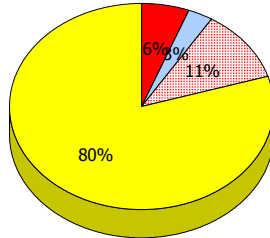
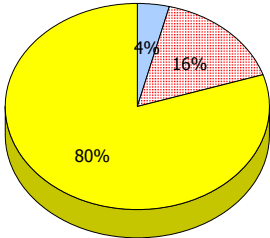
School

District

Province

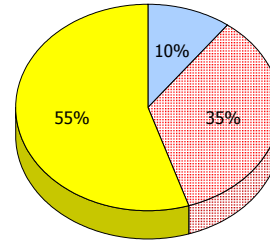
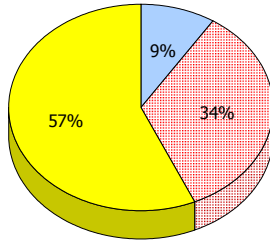
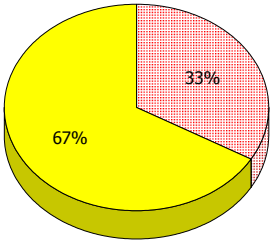
2012

Apr 30,
2012 (25)



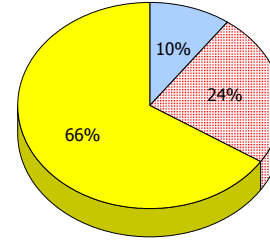
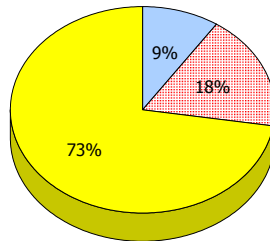
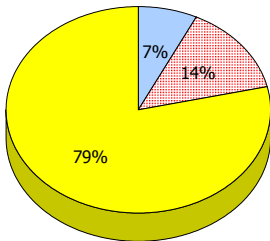
2011

AGR (24)



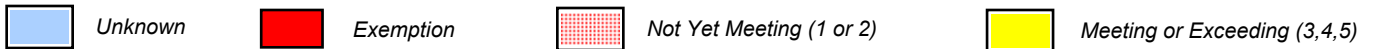
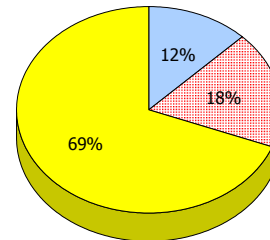
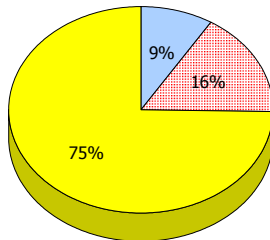
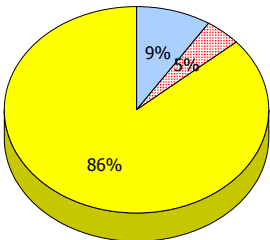
2010

AGR (14)



2009

AGR (22)



* In some cases, CRT numbers may exceed AGR numbers based on late enrolments. Pie chart is based on the number of students who wrote the CRT.

* Reading score is composite of Non Fiction and Poetry.

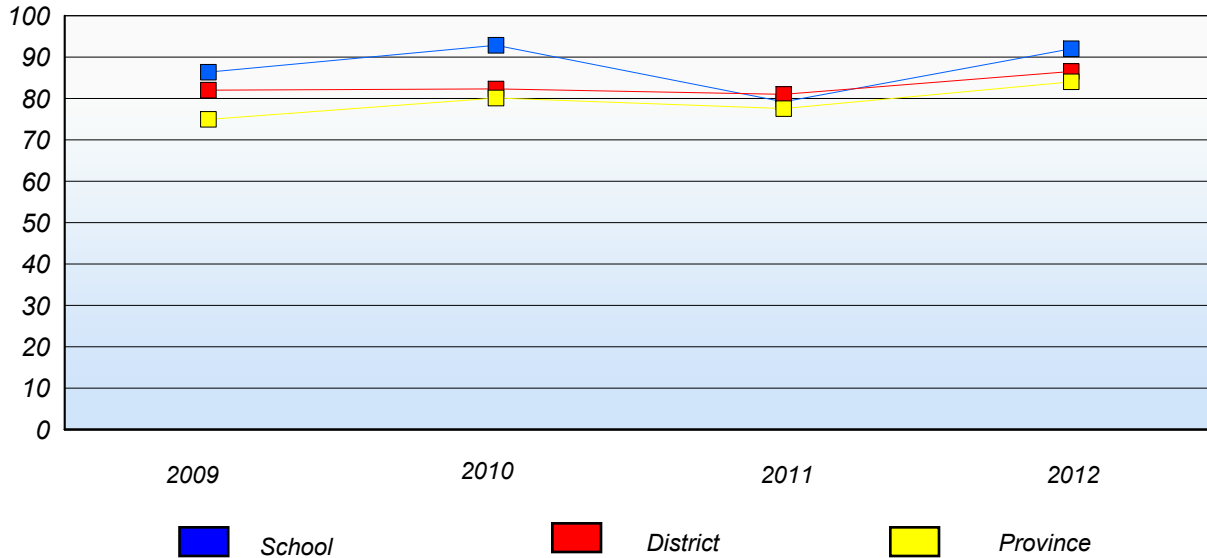
Mushuau Innu Natuashish School and Sheshatshiu Innu School are excluded from district and provincial results.

Source: Division of Evaluation and Research, Department of Education

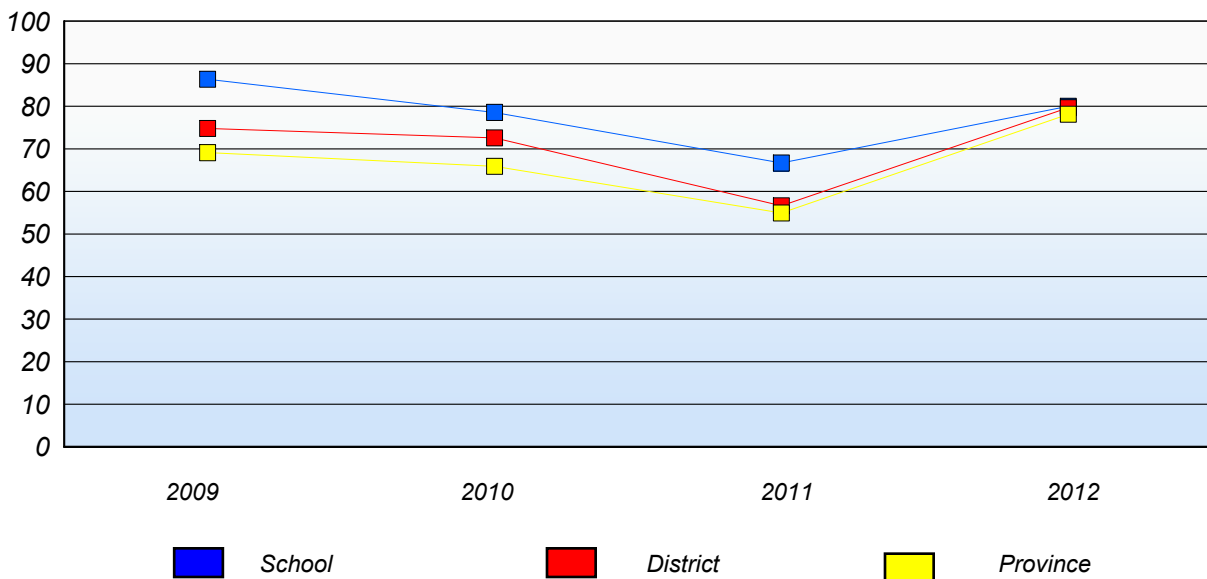
District 2 - Western

School #: 086 Gros Morne Academy

Demand Writing
Percentage of students at level 3 or above (2009 - 2012)



Reading
Percentage of students at level 3 or above (2009 - 2012)



* In some cases, CRT numbers may exceed AGR numbers based on late enrolments. Pie chart is based on the number of students who wrote the CRT.

* Reading score is composite of Non Fiction and Poetry.

Mushuau Innu Natuashish School and Sheshatshiu Innu School are excluded from district and provincial results.

District 2 - Western

School #: 088 Main River Academy

Demand Writing

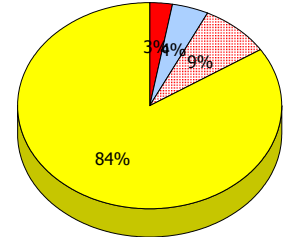
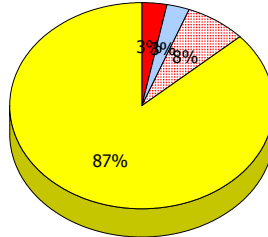
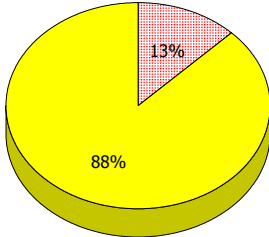
School

District

Province

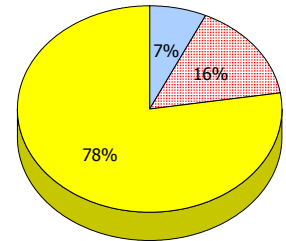
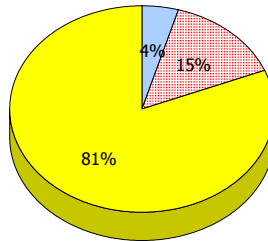
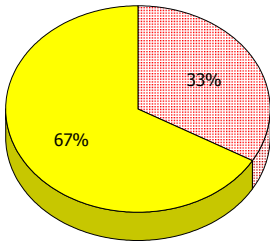
2012

Apr 30,
2012 (8)



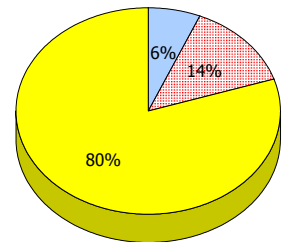
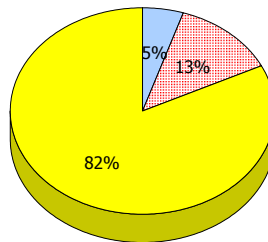
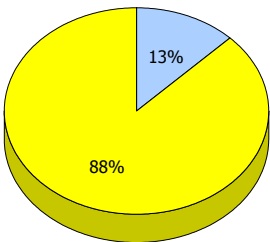
2011

AGR (6)



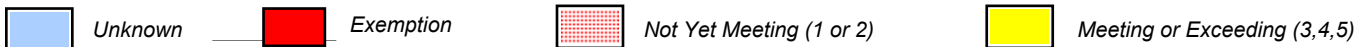
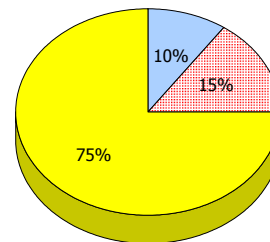
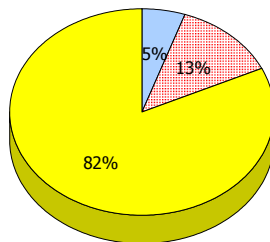
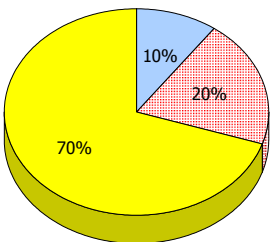
2010

AGR (8)



2009

AGR (10)



* In some cases, CRT numbers may exceed AGR numbers based on late enrolments. Pie chart is based on the number of students who wrote the CRT.

* Reading score is composite of Non Fiction and Poetry.

Mushuau Innu Natuashish School and Sheshatshiu Innu School are excluded from district and provincial results.

Source: Division of Evaluation and Research, Department of Education

District 2 - Western

School #: 088 Main River Academy

Reading

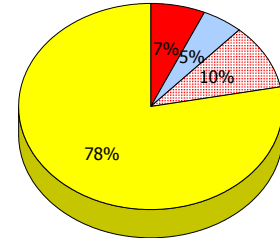
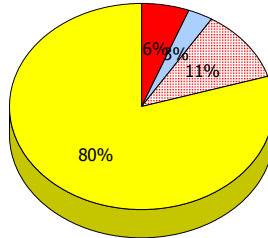
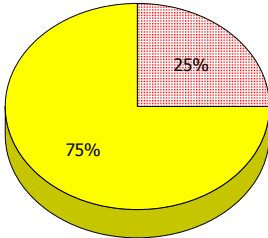
School

District

Province

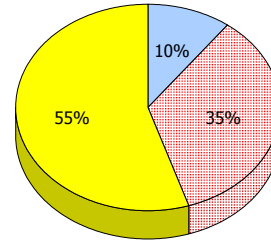
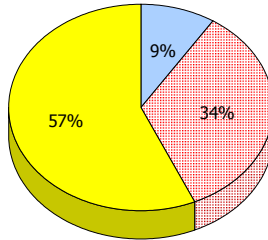
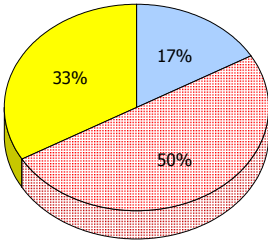
2012

Apr 30,
2012 (8)



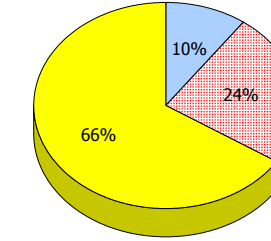
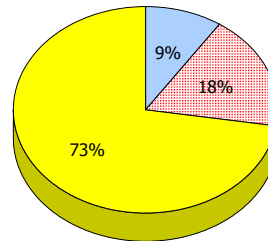
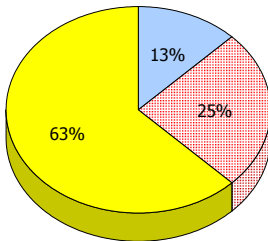
2011

AGR (6)



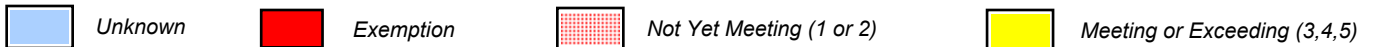
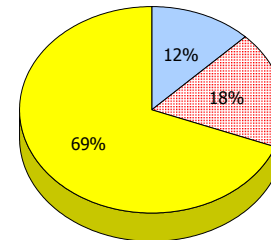
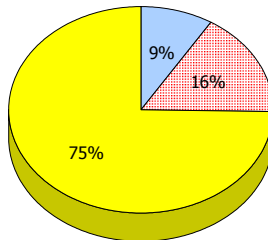
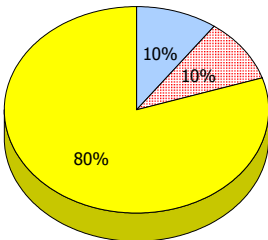
2010

AGR (8)



2009

AGR (10)



* In some cases, CRT numbers may exceed AGR numbers based on late enrolments. Pie chart is based on the number of students who wrote the CRT.

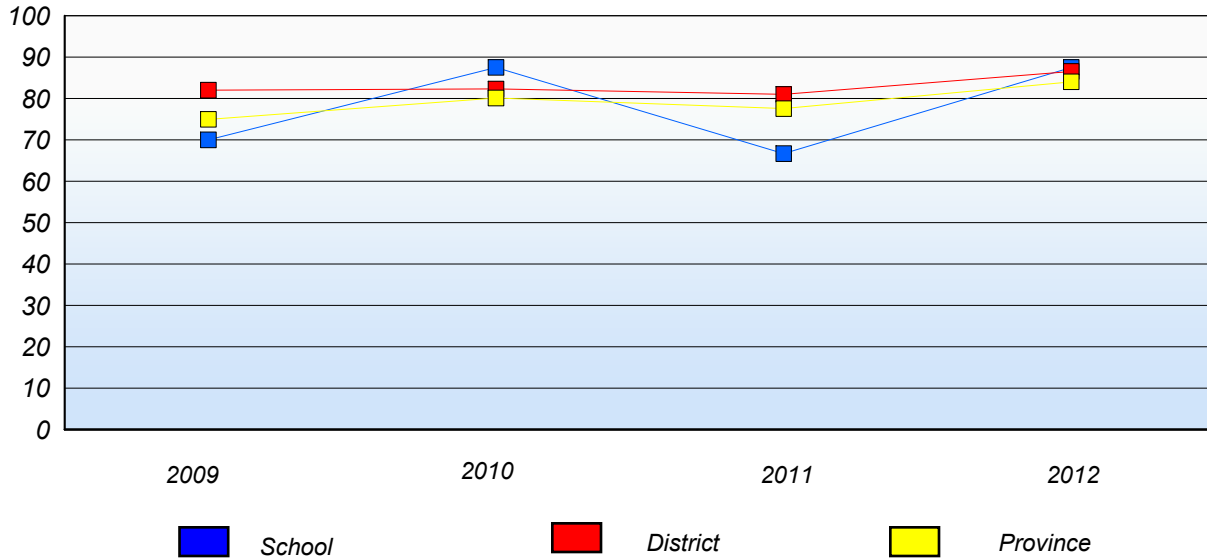
* Reading score is composite of Non Fiction and Poetry.

Mushuau Innu Natuashish School and Sheshatshiu Innu School are excluded from district and provincial results.

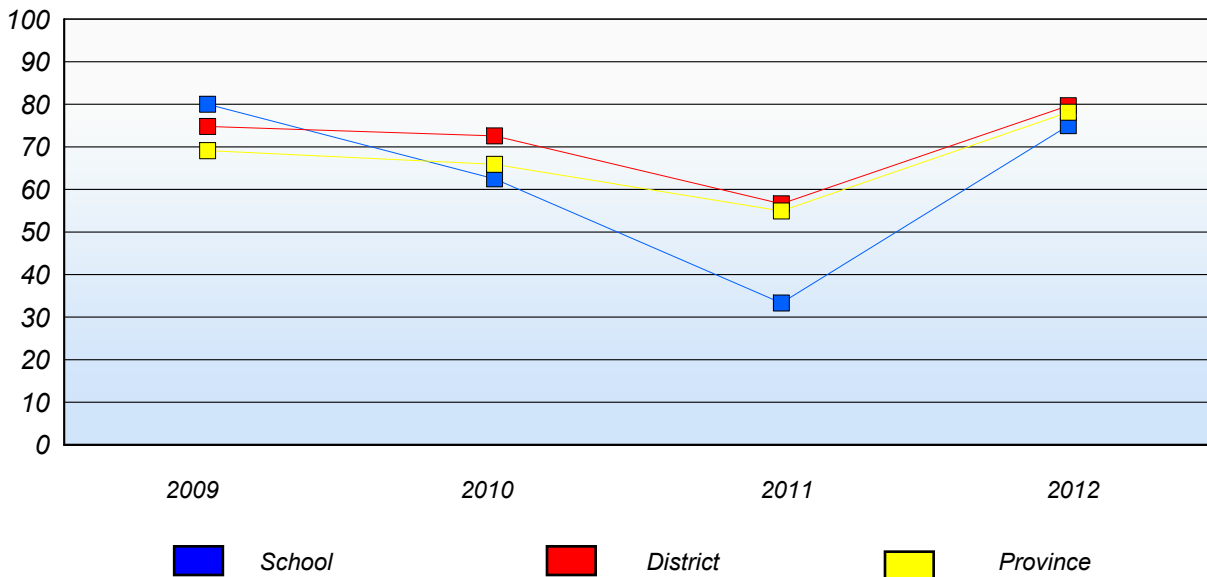
District 2 - Western

School #: 088 Main River Academy

Demand Writing
Percentage of students at level 3 or above (2009 - 2012)



Reading
Percentage of students at level 3 or above (2009 - 2012)



* In some cases, CRT numbers may exceed AGR numbers based on late enrolments. Pie chart is based on the number of students who wrote the CRT.

* Reading score is composite of Non Fiction and Poetry.

Mushuau Innu Natuashish School and Sheshatshiu Innu School are excluded from district and provincial results.

District 2 - Western

School #: 089 Jakeman All Grade

Demand Writing

School

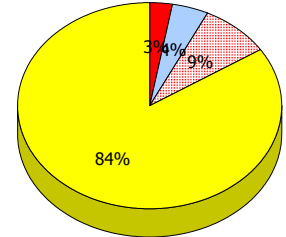
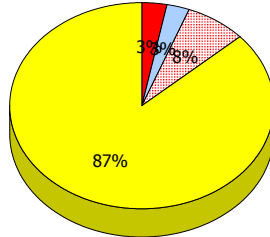
*School data with 5 or fewer students
withheld for reasons of confidentiality.*

District

Province

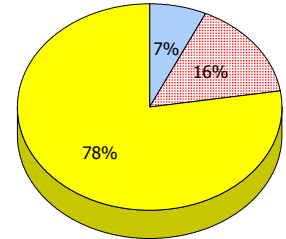
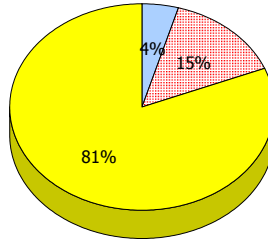
2012

Apr 30,
2012 (8)



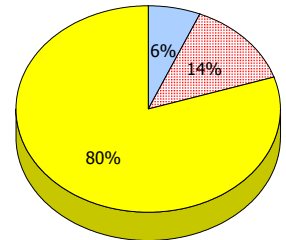
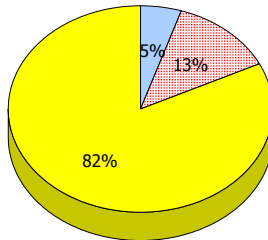
2011

AGR (4)



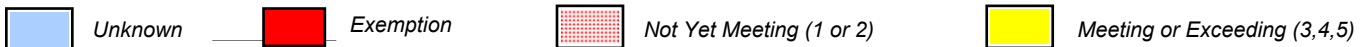
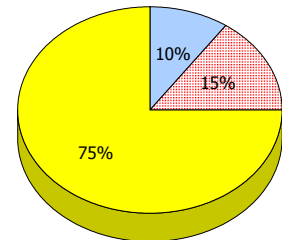
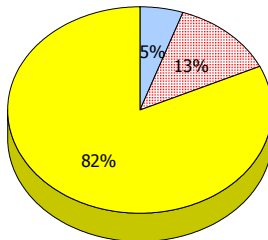
2010

AGR (6)



2009

AGR (8)



* In some cases, CRT numbers may exceed AGR numbers based on late enrolments. Pie chart is based on the number of students who wrote the CRT.

* Reading score is composite of Non Fiction and Poetry.

Mushuau Innu Natuashish School and Sheshatshiu Innu School are excluded from district and provincial results.

District 2 - Western

School #: 089 Jakeman All Grade

Reading

School

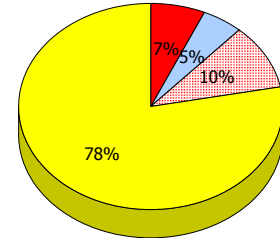
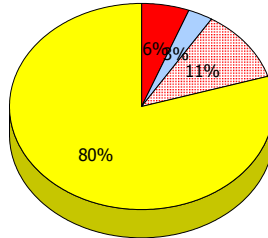
*School data with 5 or fewer students
withheld for reasons of confidentiality.*

District

Province

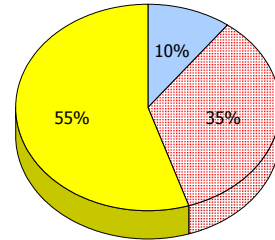
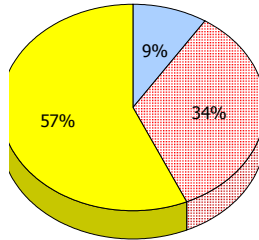
2012

Apr 30,
2012 (8)



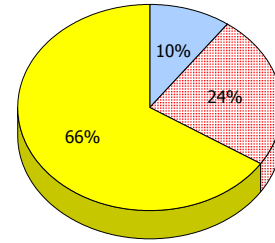
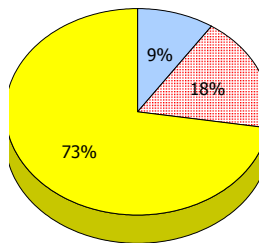
2011

AGR (4)



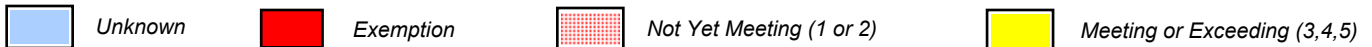
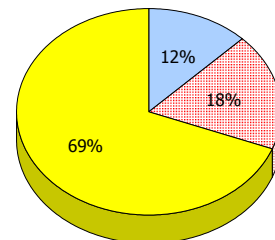
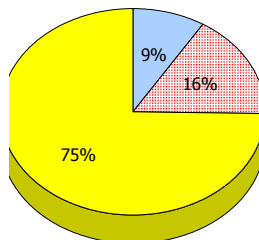
2010

AGR (6)



2009

AGR (8)



* In some cases, CRT numbers may exceed AGR numbers based on late enrolments. Pie chart is based on the number of students who wrote the CRT.

* Reading score is composite of Non Fiction and Poetry.

Mushuau Innu Natuashish School and Sheshatshiu Innu School are excluded from district and provincial results.

District 2 - Western

School #: 089 Jakeman All Grade

Demand Writing

Percentage of students at level 3 or above (2009 - 2012)

School data with 5 or fewer students withheld for reasons of confidentiality.



Reading

Percentage of students at level 3 or above (2009 - 2012)

School data with 5 or fewer students withheld for reasons of confidentiality.



* In some cases, CRT numbers may exceed AGR numbers based on late enrolments. Pie chart is based on the number of students who wrote the CRT.

* Reading score is composite of Non Fiction and Poetry.

Mushuau Innu Natuashish School and Sheshatshiu Innu School are excluded from district and provincial results.

District 2 - Western

School #: 091 Burgeo Academy

Demand Writing

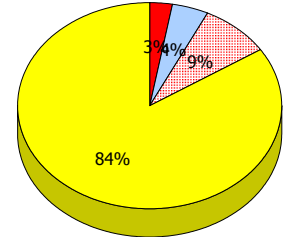
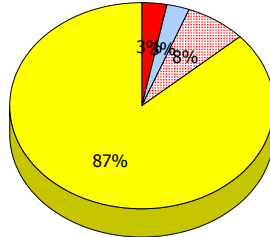
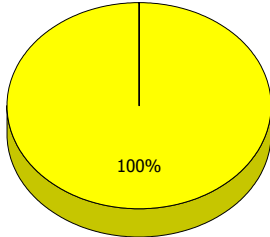
School

District

Province

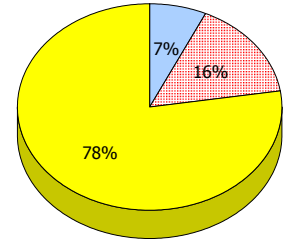
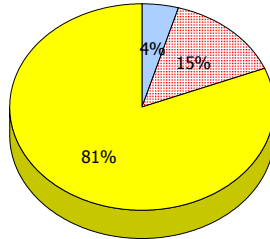
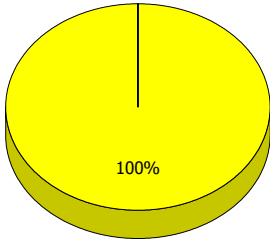
2012

Apr 30,
2012 (9)



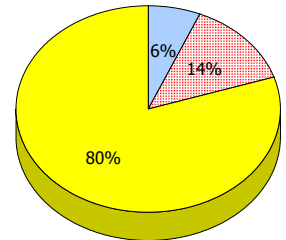
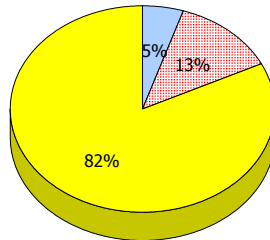
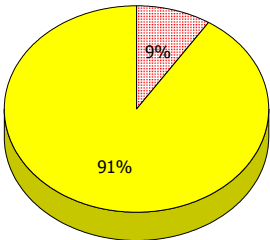
2011

AGR (14)



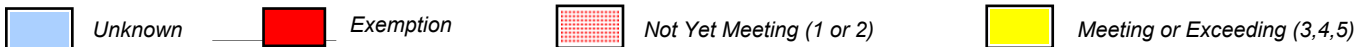
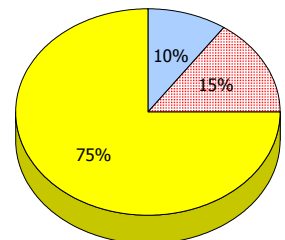
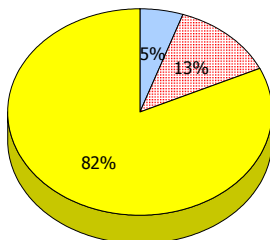
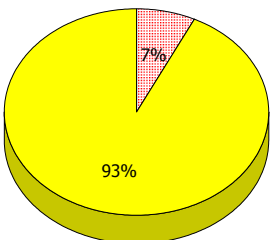
2010

AGR (11)



2009

AGR (14)



* In some cases, CRT numbers may exceed AGR numbers based on late enrolments. Pie chart is based on the number of students who wrote the CRT.

* Reading score is composite of Non Fiction and Poetry.

Mushuau Innu Natuashish School and Sheshatshiu Innu School are excluded from district and provincial results.

District 2 - Western

School #: 091 Burgeo Academy

Reading

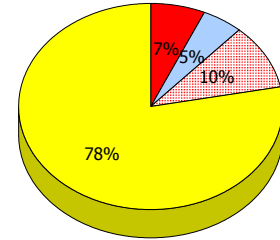
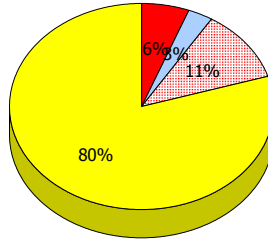
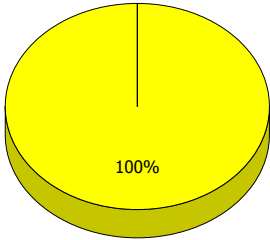
School

District

Province

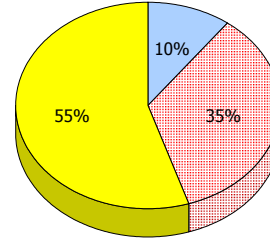
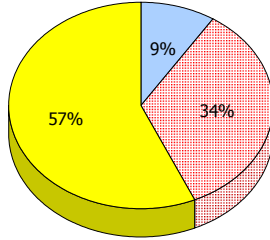
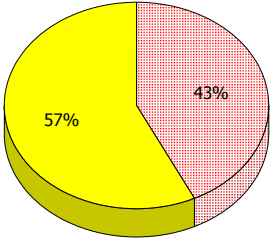
2012

Apr 30,
2012 (9)



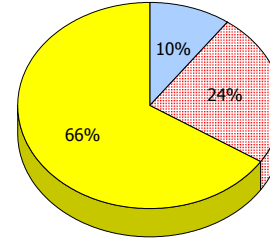
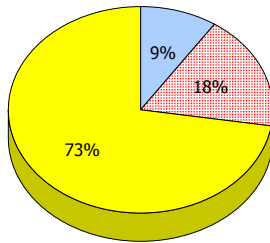
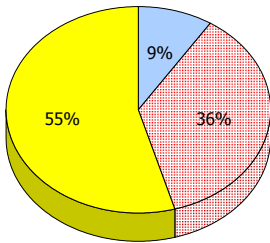
2011

AGR (14)



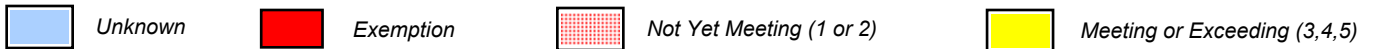
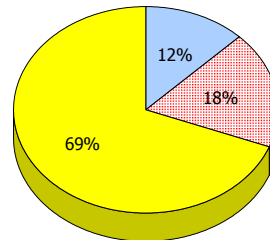
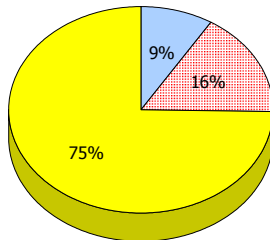
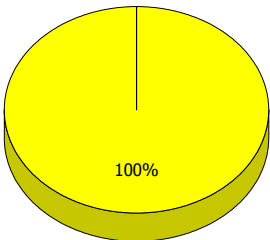
2010

AGR (11)



2009

AGR (14)



* In some cases, CRT numbers may exceed AGR numbers based on late enrolments. Pie chart is based on the number of students who wrote the CRT.

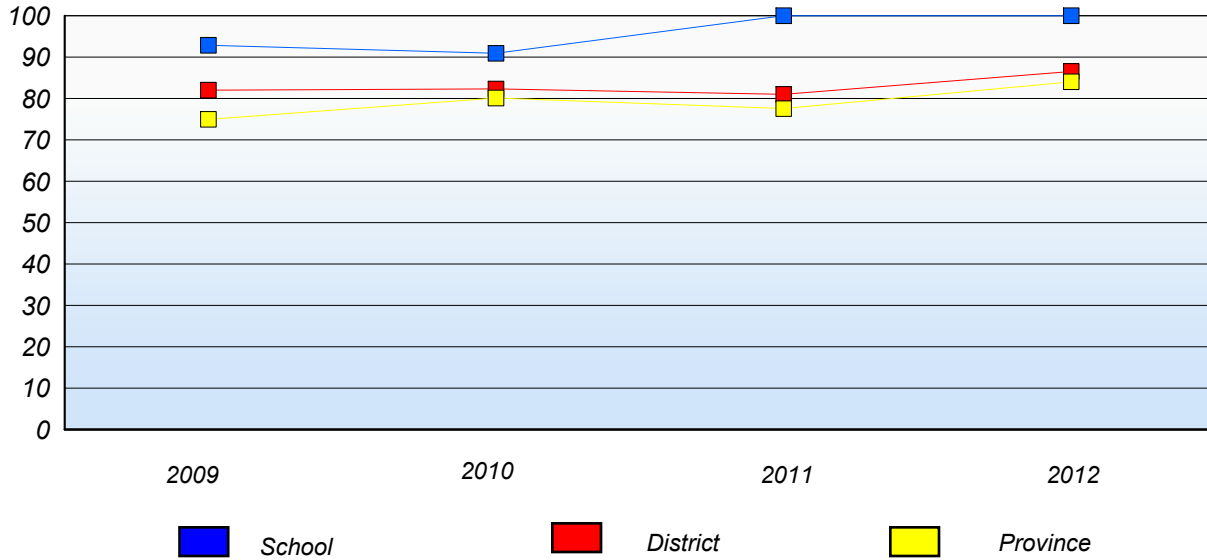
* Reading score is composite of Non Fiction and Poetry.

Mushuau Innu Natuashish School and Sheshatshiu Innu School are excluded from district and provincial results.

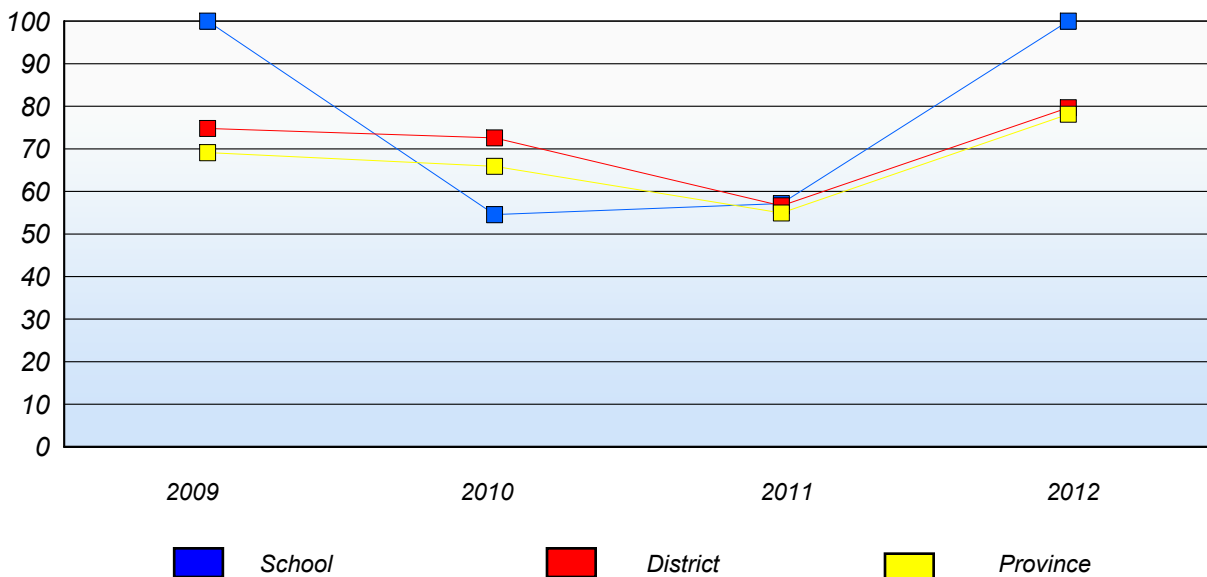
District 2 - Western

School #: 091 Burgeo Academy

Demand Writing
Percentage of students at level 3 or above (2009 - 2012)



Reading
Percentage of students at level 3 or above (2009 - 2012)



* In some cases, CRT numbers may exceed AGR numbers based on late enrolments. Pie chart is based on the number of students who wrote the CRT.

* Reading score is composite of Non Fiction and Poetry.

Mushuau Innu Natuashish School and Sheshatshiu Innu School are excluded from district and provincial results.

District 2 - Western

School #: 092 Grandy's River Collegiate

Demand Writing

School

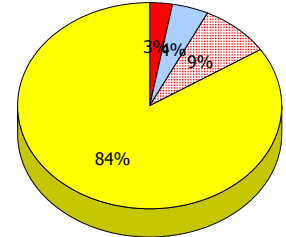
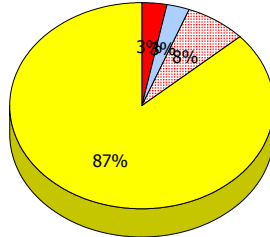
School data with 5 or fewer students withheld for reasons of confidentiality.

District

Province

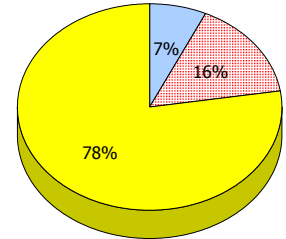
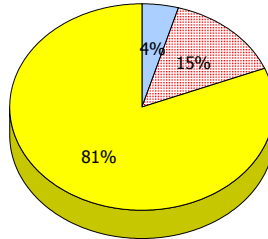
2012

Apr 30,
2012 (5)



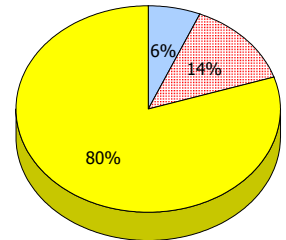
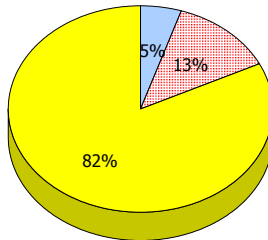
2011

AGR (9)



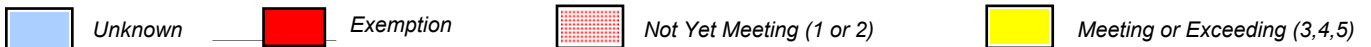
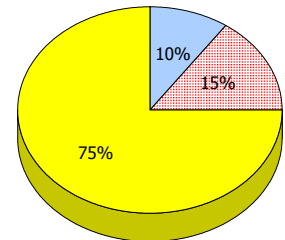
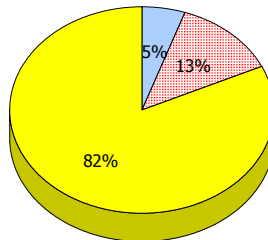
2010

AGR (12)



2009

AGR (14)



* In some cases, CRT numbers may exceed AGR numbers based on late enrolments. Pie chart is based on the number of students who wrote the CRT.

* Reading score is composite of Non Fiction and Poetry.

Mushuau Innu Natuashish School and Sheshatshiu Innu School are excluded from district and provincial results.

District 2 - Western

School #: 092 Grandy's River Collegiate

Reading

School

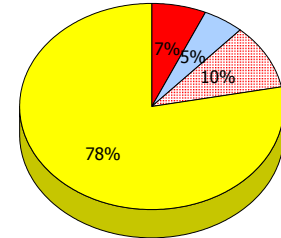
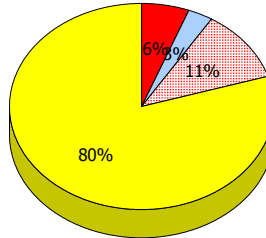
*School data with 5 or fewer students
withheld for reasons of confidentiality.*

District

Province

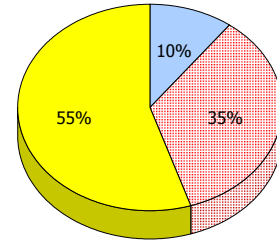
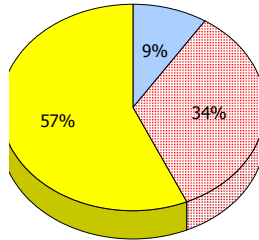
2012

Apr 30,
2012 (5)



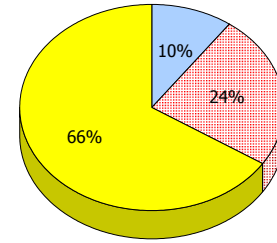
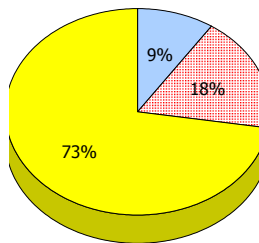
2011

AGR (9)



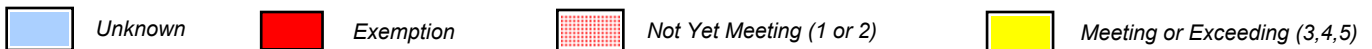
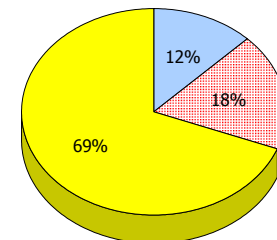
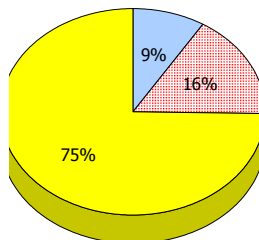
2010

AGR (12)



2009

AGR (14)



* In some cases, CRT numbers may exceed AGR numbers based on late enrolments. Pie chart is based on the number of students who wrote the CRT.

* Reading score is composite of Non Fiction and Poetry.

Mushuau Innu Natuashish School and Sheshatshiu Innu School are excluded from district and provincial results.

District 2 - Western

School #: 092 Grandy's River Collegiate

Demand Writing

Percentage of students at level 3 or above (2009 - 2012)

School data with 5 or fewer students withheld for reasons of confidentiality.



Reading

Percentage of students at level 3 or above (2009 - 2012)

School data with 5 or fewer students withheld for reasons of confidentiality.



* In some cases, CRT numbers may exceed AGR numbers based on late enrolments. Pie chart is based on the number of students who wrote the CRT.

* Reading score is composite of Non Fiction and Poetry.

Mushuau Innu Natuashish School and Sheshatshiu Innu School are excluded from district and provincial results.

District 2 - Western

School #: 099 St. James' Regional High School

Demand Writing

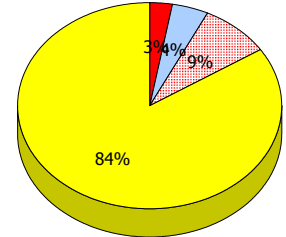
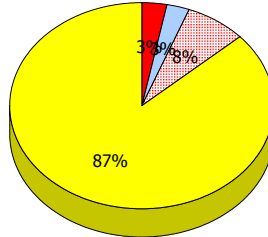
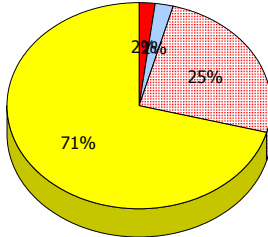
School

District

Province

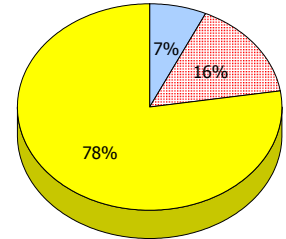
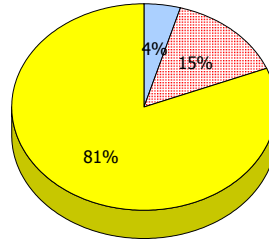
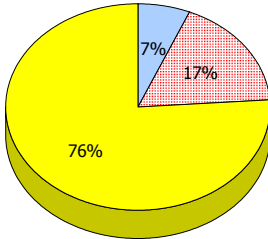
2012

Apr 30,
2012 (48)



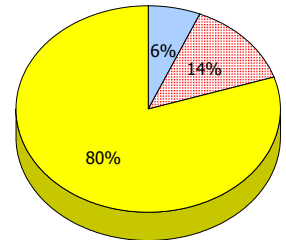
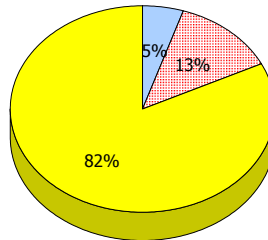
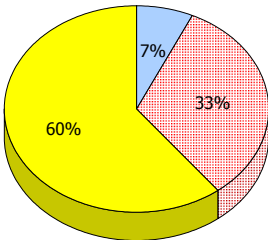
2011

AGR (46)



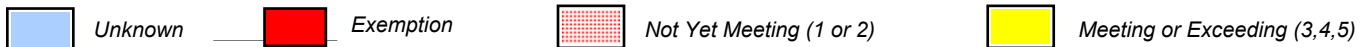
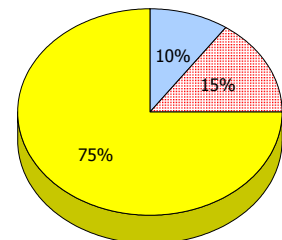
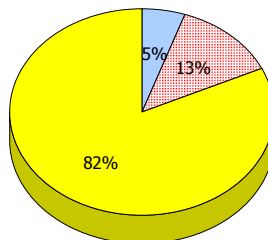
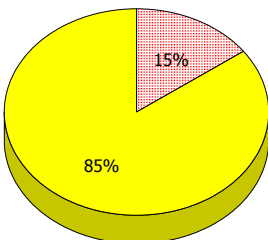
2010

AGR (43)



2009

AGR (60)



* In some cases, CRT numbers may exceed AGR numbers based on late enrolments. Pie chart is based on the number of students who wrote the CRT.

* Reading score is composite of Non Fiction and Poetry.

Mushuau Innu Natuashish School and Sheshatshiu Innu School are excluded from district and provincial results.

District 2 - Western

School #: 099 St. James' Regional High School

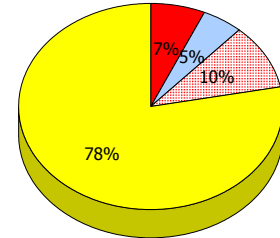
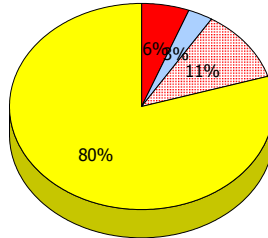
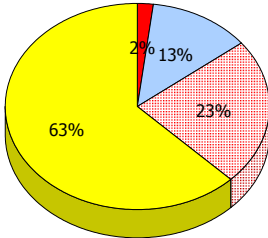
Reading

School

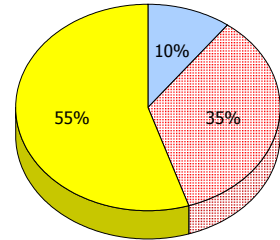
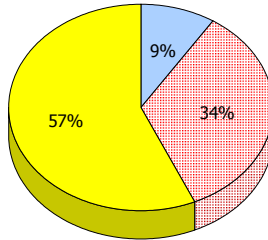
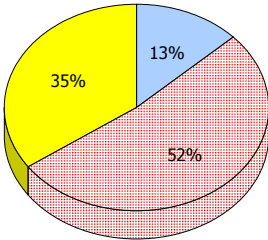
District

Province

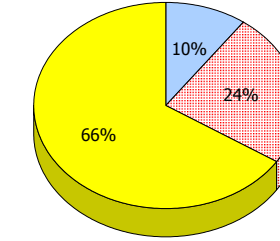
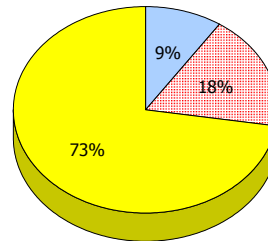
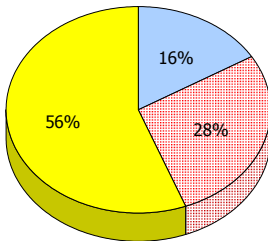
2012
Apr 30,
2012 (48)



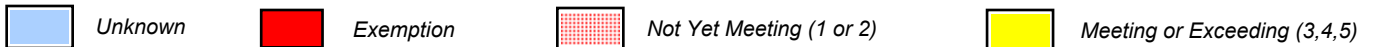
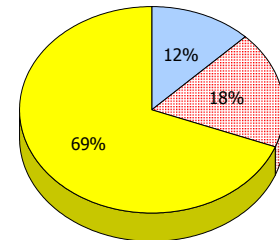
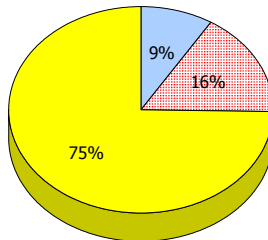
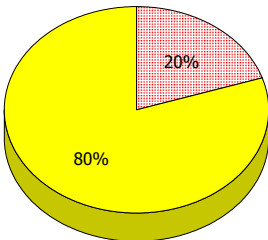
2011
AGR (46)



2010
AGR (43)



2009
AGR (60)



* In some cases, CRT numbers may exceed AGR numbers based on late enrolments. Pie chart is based on the number of students who wrote the CRT.

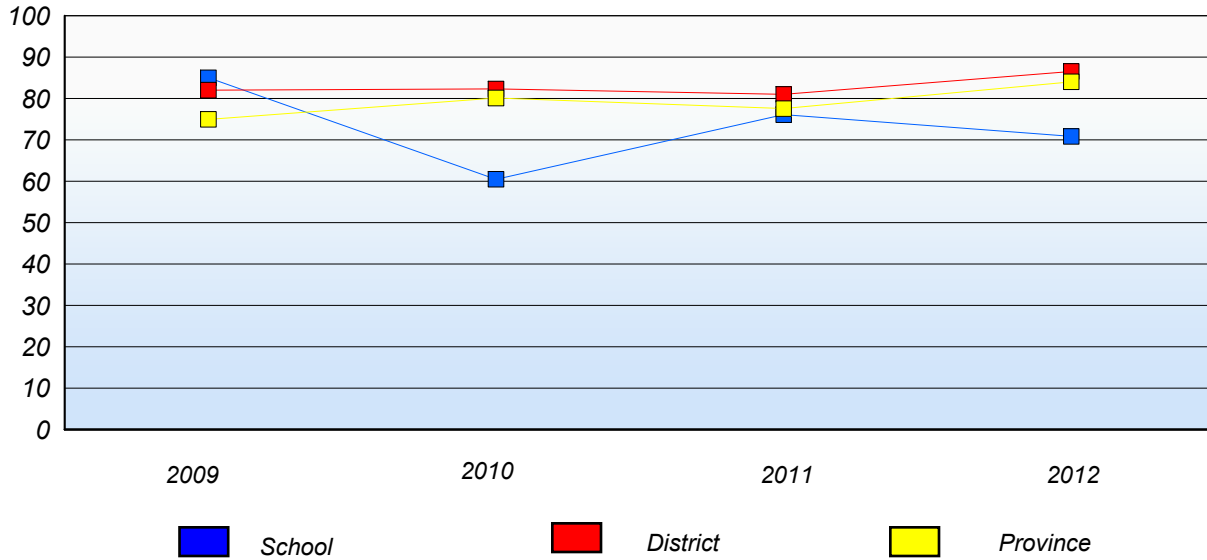
* Reading score is composite of Non Fiction and Poetry.

Mushuau Innu Natuashish School and Sheshatshiu Innu School are excluded from district and provincial results.

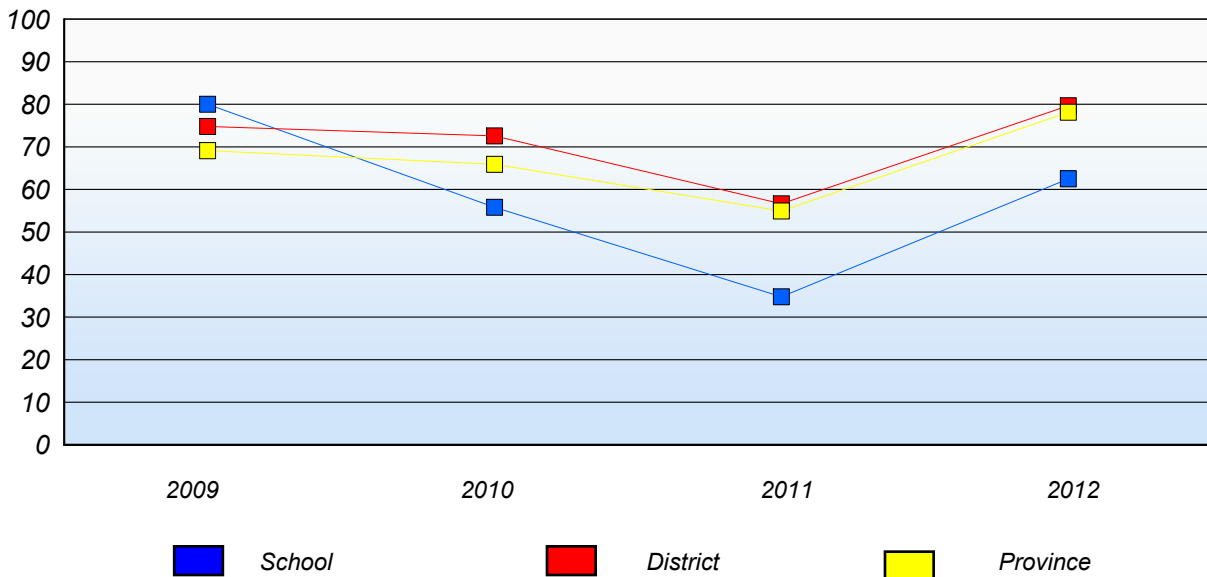
District 2 - Western

School #: 099 St. James' Regional High School

Demand Writing
Percentage of students at level 3 or above (2009 - 2012)



Reading
Percentage of students at level 3 or above (2009 - 2012)



* In some cases, CRT numbers may exceed AGR numbers based on late enrolments. Pie chart is based on the number of students who wrote the CRT.

* Reading score is composite of Non Fiction and Poetry.

Mushuau Innu Natuashish School and Sheshatshiu Innu School are excluded from district and provincial results.

District 2 - Western

School #: 102 All Saints All-Grade

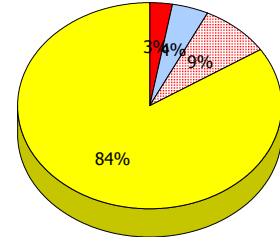
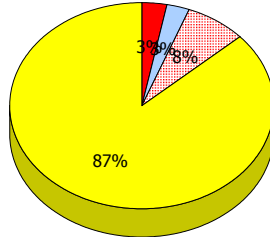
Demand Writing

School

*School data with 5 or fewer students
withheld for reasons of confidentiality.*

District

Province



2012

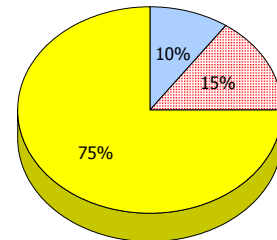
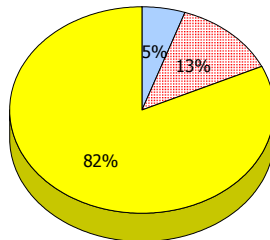
Apr 30,
2012 (5)

2011

AGR (0)

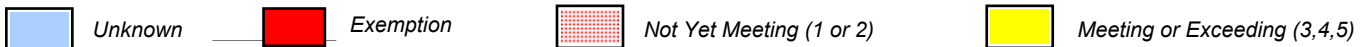
2010

AGR (0)



2009

AGR (1)



* In some cases, CRT numbers may exceed AGR numbers based on late enrolments. Pie chart is based on the number of students who wrote the CRT.

* Reading score is composite of Non Fiction and Poetry.

Mushuau Innu Natuashish School and Sheshatshiu Innu School are excluded from district and provincial results.

District 2 - Western

School #: 102 All Saints All-Grade

School

*School data with 5 or fewer students
withheld for reasons of confidentiality.*

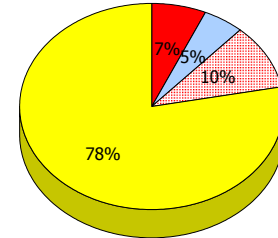
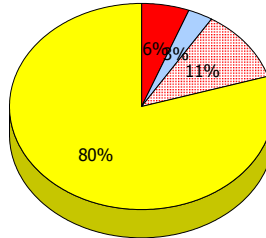
Reading

District

Province

2012

Apr 30,
2012 (5)



2011

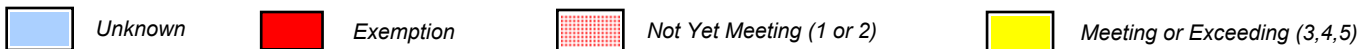
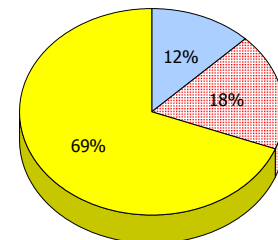
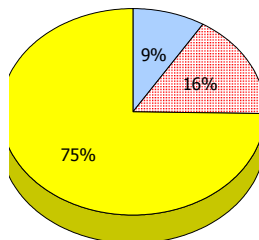
AGR (0)

2010

AGR (0)

2009

AGR (1)



* In some cases, CRT numbers may exceed AGR numbers based on late enrolments. Pie chart is based on the number of students who wrote the CRT.

* Reading score is composite of Non Fiction and Poetry.

Mushuau Innu Natuashish School and Sheshatshiu Innu School are excluded from district and provincial results.

District 2 - Western

School #: 102 All Saints All-Grade

Demand Writing

Percentage of students at level 3 or above (2009 - 2012)

School data with 5 or fewer students withheld for reasons of confidentiality.



Reading

Percentage of students at level 3 or above (2009 - 2012)

School data with 5 or fewer students withheld for reasons of confidentiality.



* In some cases, CRT numbers may exceed AGR numbers based on late enrolments. Pie chart is based on the number of students who wrote the CRT.

* Reading score is composite of Non Fiction and Poetry.

Mushuau Innu Natuashish School and Sheshatshiu Innu School are excluded from district and provincial results.

District 2 - Western

School #: 103 LeGallais Memorial

Demand Writing

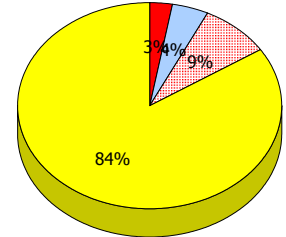
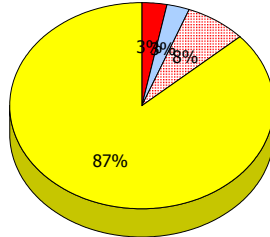
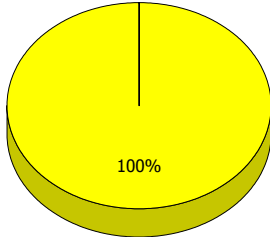
School

District

Province

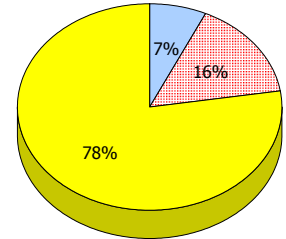
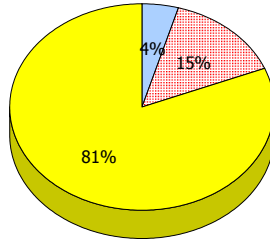
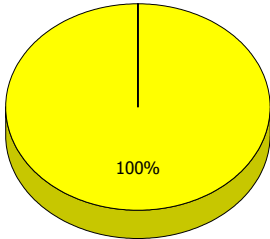
2012

Apr 30,
2012 (7)



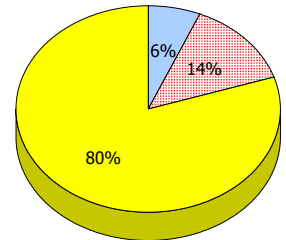
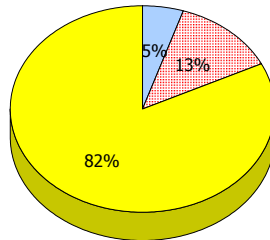
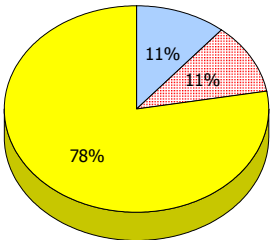
2011

AGR (6)



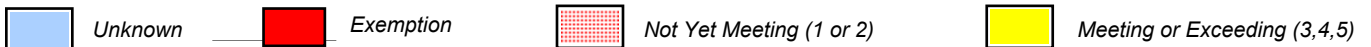
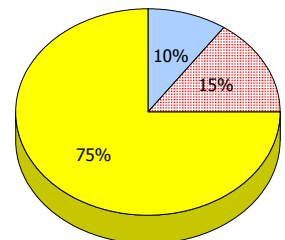
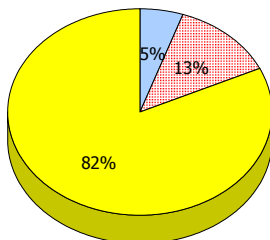
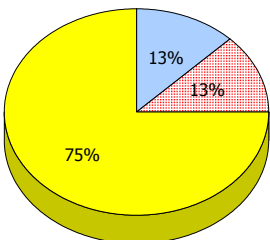
2010

AGR (9)



2009

AGR (8)



* In some cases, CRT numbers may exceed AGR numbers based on late enrolments. Pie chart is based on the number of students who wrote the CRT.

* Reading score is composite of Non Fiction and Poetry.

Mushuau Innu Natuashish School and Sheshatshiu Innu School are excluded from district and provincial results.

Source: Division of Evaluation and Research, Department of Education

District 2 - Western

School #: 103 LeGallais Memorial

Reading

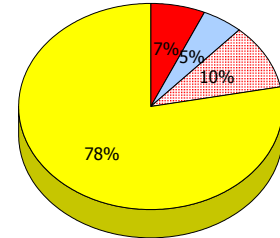
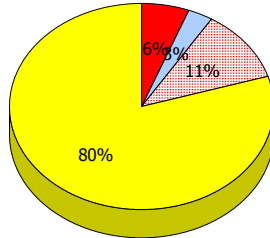
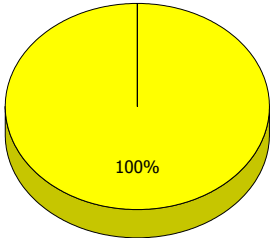
School

District

Province

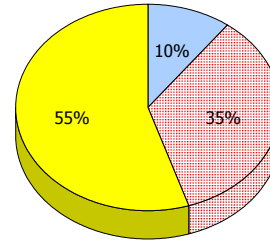
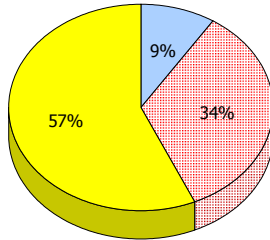
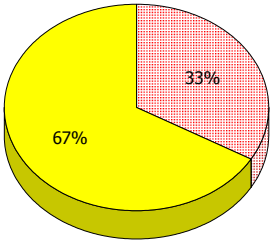
2012

Apr 30,
2012 (7)



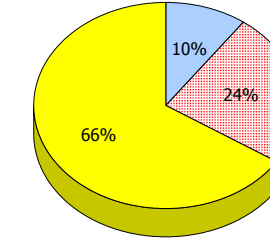
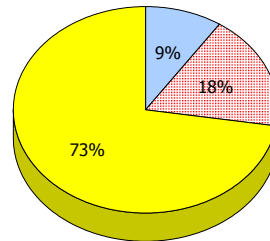
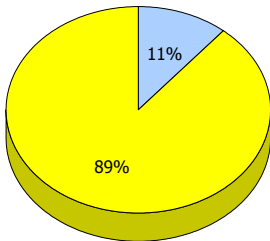
2011

AGR (6)



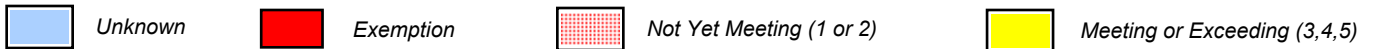
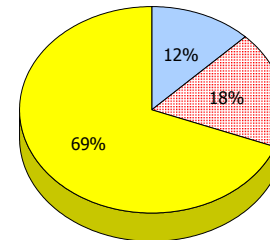
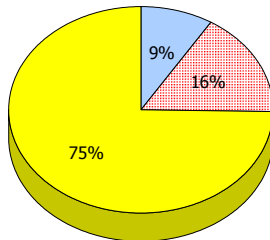
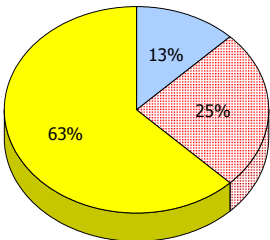
2010

AGR (9)



2009

AGR (8)



* In some cases, CRT numbers may exceed AGR numbers based on late enrolments. Pie chart is based on the number of students who wrote the CRT.

* Reading score is composite of Non Fiction and Poetry.

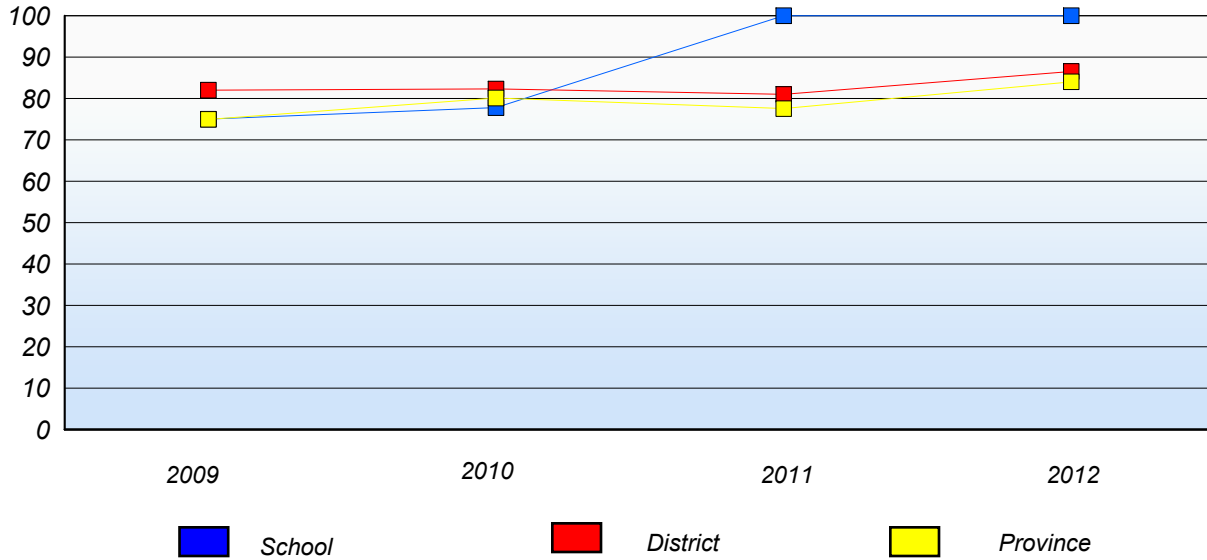
Mushuau Innu Natuashish School and Sheshatshiu Innu School are excluded from district and provincial results.

Source: Division of Evaluation and Research, Department of Education

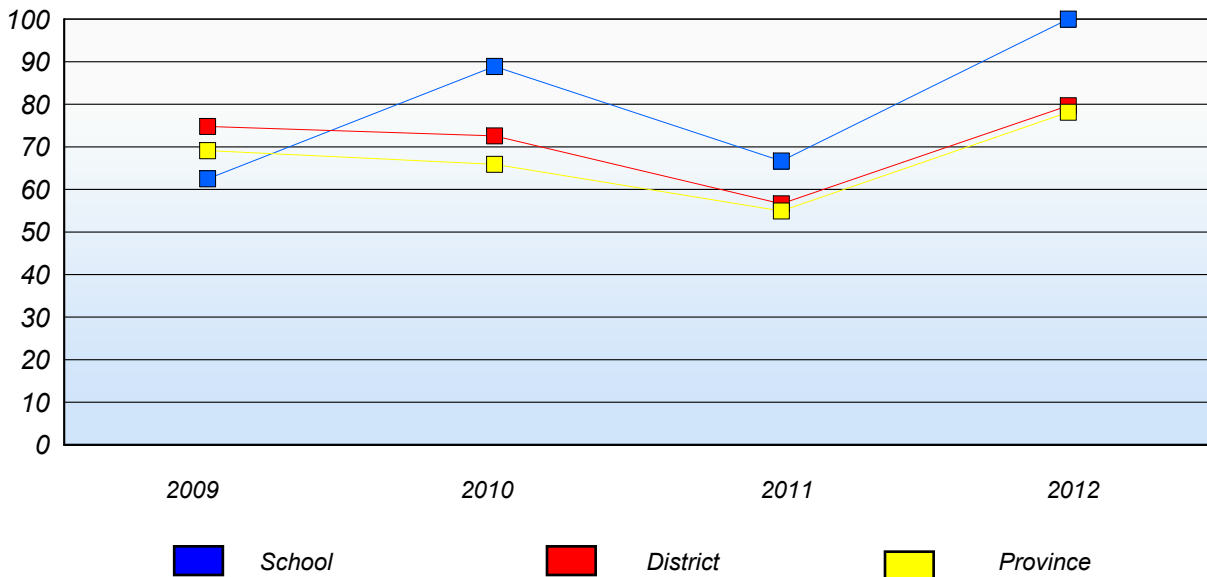
District 2 - Western

School #: 103 LeGallais Memorial

Demand Writing
Percentage of students at level 3 or above (2009 - 2012)



Reading
Percentage of students at level 3 or above (2009 - 2012)



* In some cases, CRT numbers may exceed AGR numbers based on late enrolments. Pie chart is based on the number of students who wrote the CRT.

* Reading score is composite of Non Fiction and Poetry.

Mushuau Innu Natuashish School and Sheshatshiu Innu School are excluded from district and provincial results.

District 2 - Western

School #: 104 Douglas Academy

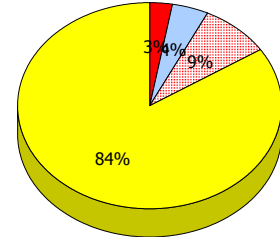
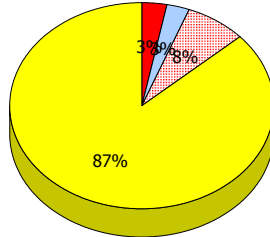
Demand Writing

School

*School data with 5 or fewer students
withheld for reasons of confidentiality.*

District

Province



2012

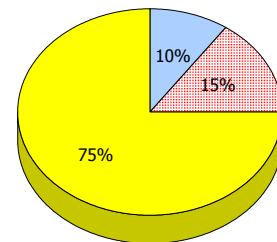
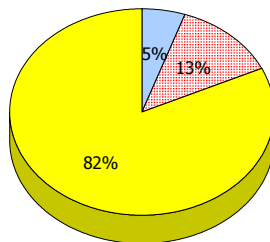
Apr 30,
2012 (4)

2011

AGR (0)

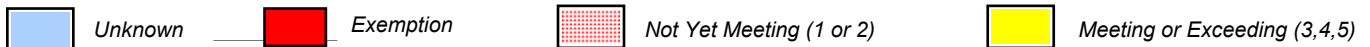
2010

AGR (0)



2009

AGR (2)



* In some cases, CRT numbers may exceed AGR numbers based on late enrolments. Pie chart is based on the number of students who wrote the CRT.

* Reading score is composite of Non Fiction and Poetry.

Mushuau Innu Natuashish School and Sheshatshiu Innu School are excluded from district and provincial results.

District 2 - Western

School #: 104 Douglas Academy

School

*School data with 5 or fewer students
withheld for reasons of confidentiality.*

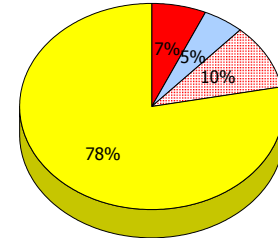
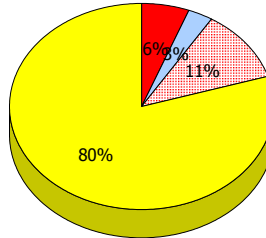
Reading

District

Province

2012

Apr 30,
2012 (4)



2011

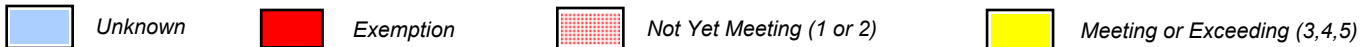
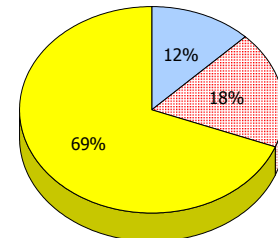
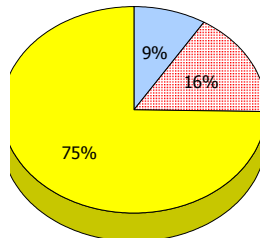
AGR (0)

2010

AGR (0)

2009

AGR (2)



* In some cases, CRT numbers may exceed AGR numbers based on late enrolments. Pie chart is based on the number of students who wrote the CRT.

* Reading score is composite of Non Fiction and Poetry.

Mushuau Innu Natuashish School and Sheshatshiu Innu School are excluded from district and provincial results.

District 2 - Western

School #: 104 Douglas Academy

Demand Writing

Percentage of students at level 3 or above (2009 - 2012)

School data with 5 or fewer students withheld for reasons of confidentiality.



Reading

Percentage of students at level 3 or above (2009 - 2012)

School data with 5 or fewer students withheld for reasons of confidentiality.



* In some cases, CRT numbers may exceed AGR numbers based on late enrolments. Pie chart is based on the number of students who wrote the CRT.

* Reading score is composite of Non Fiction and Poetry.

Mushuau Innu Natuashish School and Sheshatshiu Innu School are excluded from district and provincial results.

District 2 - Western

School #: 110 Piccadilly Central High

Demand Writing

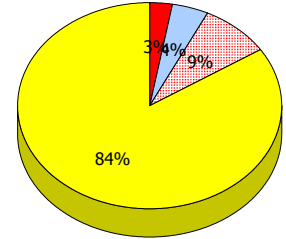
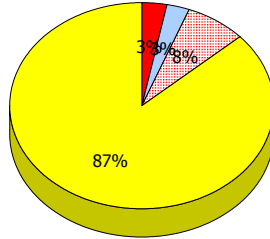
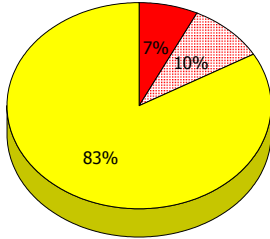
School

District

Province

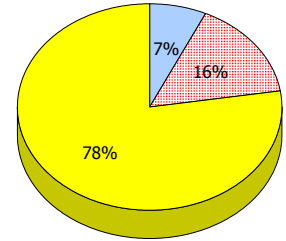
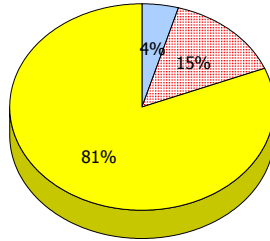
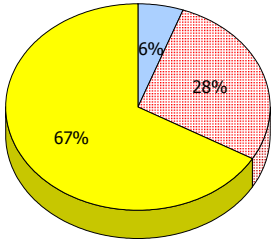
2012

Apr 30,
2012 (42)



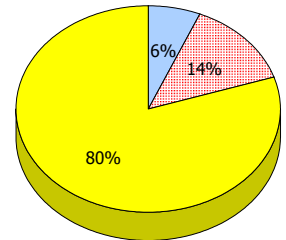
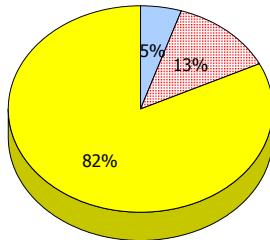
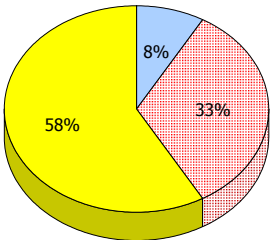
2011

AGR (36)



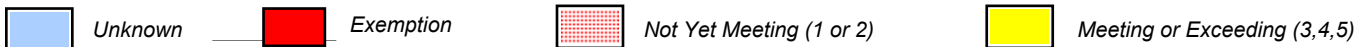
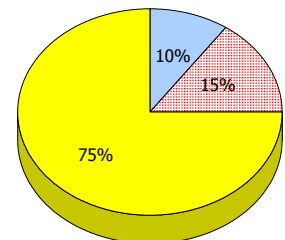
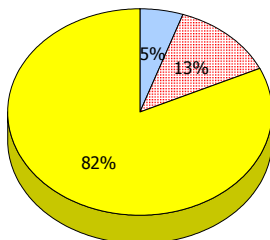
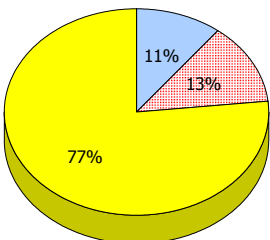
2010

AGR (48)



2009

AGR (47)



* In some cases, CRT numbers may exceed AGR numbers based on late enrolments. Pie chart is based on the number of students who wrote the CRT.

* Reading score is composite of Non Fiction and Poetry.

Mushuau Innu Natuashish School and Sheshatshiu Innu School are excluded from district and provincial results.

District 2 - Western

School #: 110 Piccadilly Central High

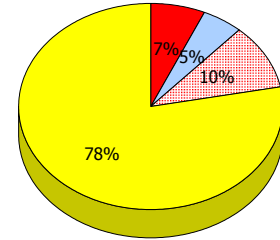
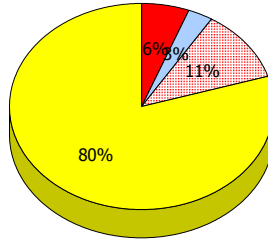
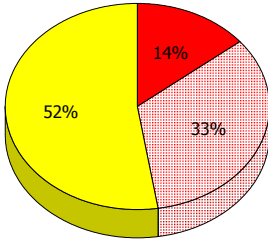
Reading

School

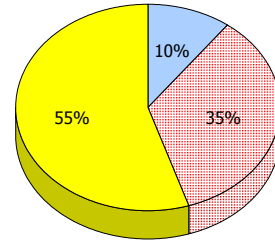
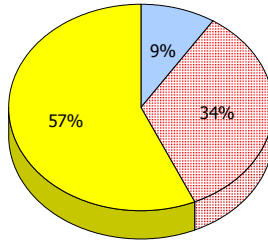
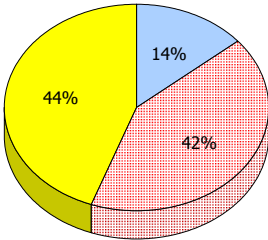
District

Province

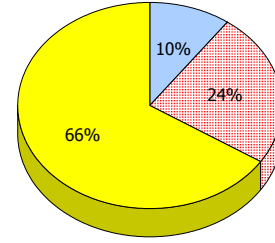
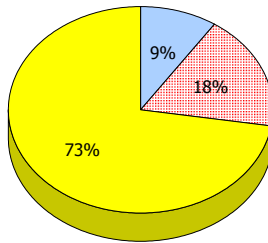
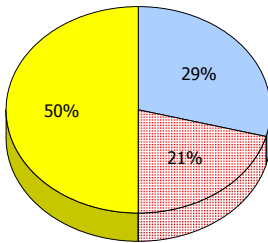
2012
Apr 30,
2012 (42)



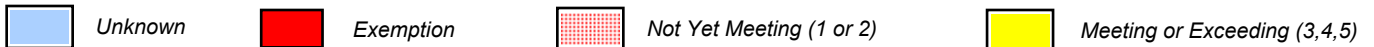
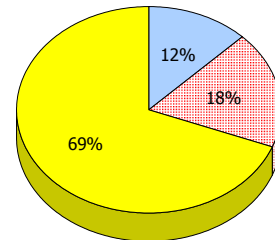
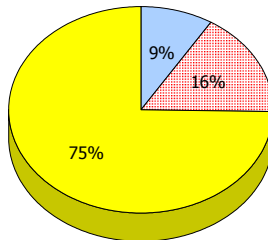
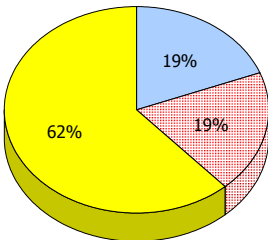
2011
AGR (36)



2010
AGR (48)



2009
AGR (47)



* In some cases, CRT numbers may exceed AGR numbers based on late enrolments. Pie chart is based on the number of students who wrote the CRT.

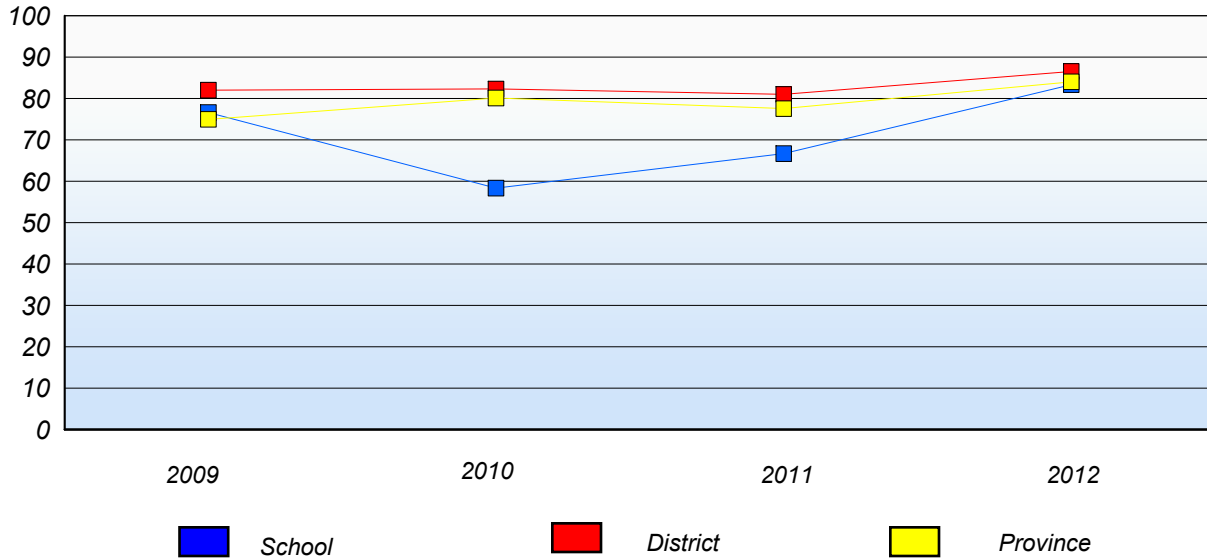
* Reading score is composite of Non Fiction and Poetry.

Mushuau Innu Natuashish School and Sheshatshiu Innu School are excluded from district and provincial results.

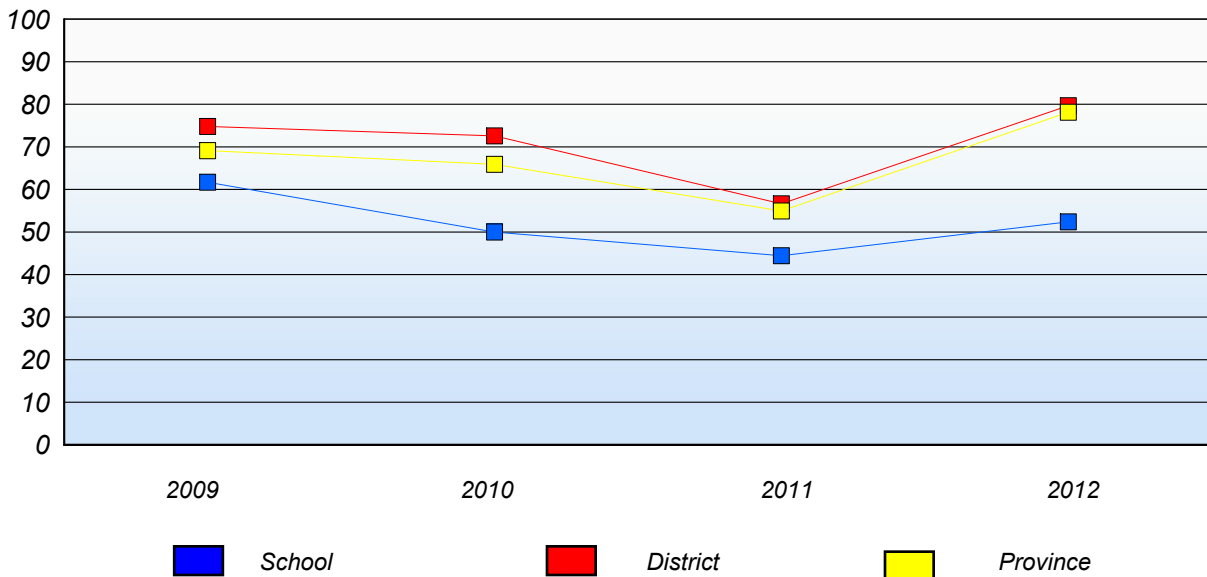
District 2 - Western

School #: 110 Piccadilly Central High

Demand Writing
Percentage of students at level 3 or above (2009 - 2012)



Reading
Percentage of students at level 3 or above (2009 - 2012)



* In some cases, CRT numbers may exceed AGR numbers based on late enrolments. Pie chart is based on the number of students who wrote the CRT.

* Reading score is composite of Non Fiction and Poetry.

Mushuau Innu Natuashish School and Sheshatshiu Innu School are excluded from district and provincial results.

District 2 - Western

School #: 113 St. Boniface All Grade

Demand Writing

School

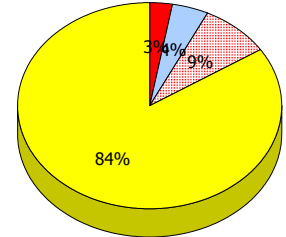
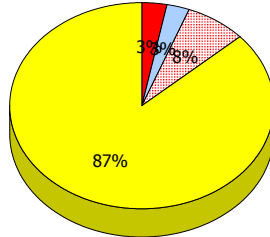
*School data with 5 or fewer students
withheld for reasons of confidentiality.*

District

Province

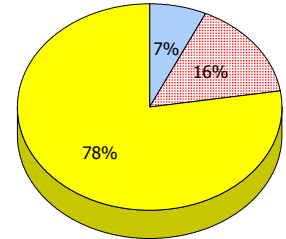
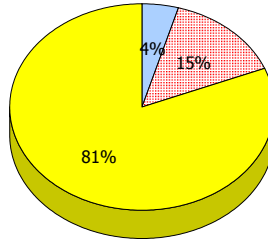
2012

Apr 30,
2012 (3)



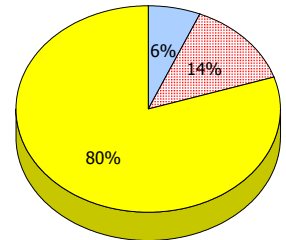
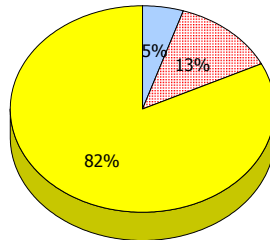
2011

AGR (4)



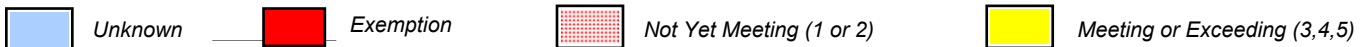
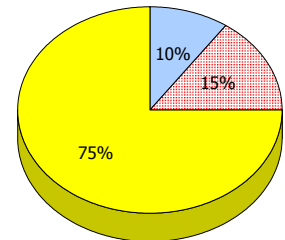
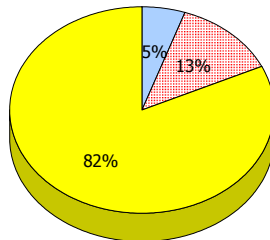
2010

AGR (7)



2009

AGR (5)



* In some cases, CRT numbers may exceed AGR numbers based on late enrolments. Pie chart is based on the number of students who wrote the CRT.

* Reading score is composite of Non Fiction and Poetry.

Mushuau Innu Natuashish School and Sheshatshiu Innu School are excluded from district and provincial results.

District 2 - Western

School #: 113 St. Boniface All Grade

Reading

School

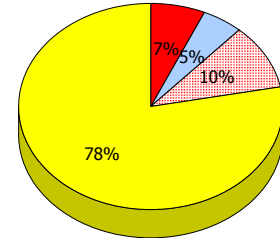
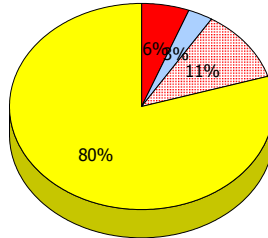
*School data with 5 or fewer students
withheld for reasons of confidentiality.*

District

Province

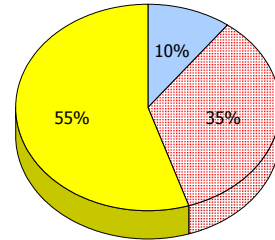
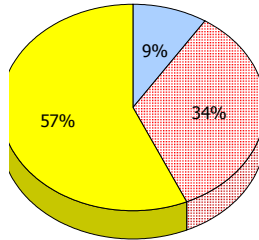
2012

Apr 30,
2012 (3)



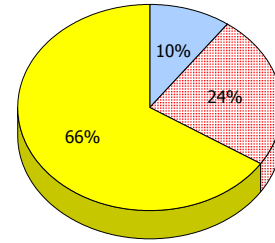
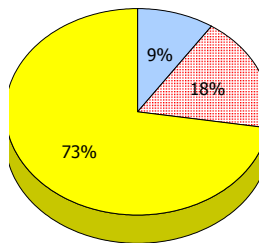
2011

AGR (4)



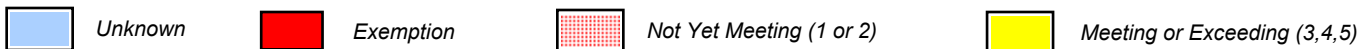
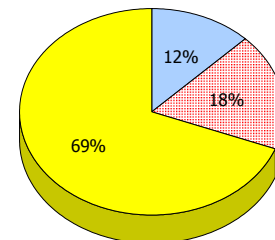
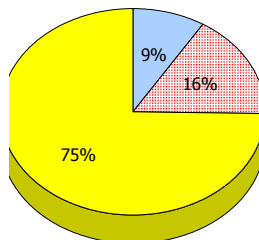
2010

AGR (7)



2009

AGR (5)



* In some cases, CRT numbers may exceed AGR numbers based on late enrolments. Pie chart is based on the number of students who wrote the CRT.

* Reading score is composite of Non Fiction and Poetry.

Mushuau Innu Natuashish School and Sheshatshiu Innu School are excluded from district and provincial results.

District 2 - Western

School #: 113 St. Boniface All Grade

Demand Writing

Percentage of students at level 3 or above (2009 - 2012)

School data with 5 or fewer students withheld for reasons of confidentiality.



Reading

Percentage of students at level 3 or above (2009 - 2012)

School data with 5 or fewer students withheld for reasons of confidentiality.



* In some cases, CRT numbers may exceed AGR numbers based on late enrolments. Pie chart is based on the number of students who wrote the CRT.

* Reading score is composite of Non Fiction and Poetry.

Mushuau Innu Natuashish School and Sheshatshiu Innu School are excluded from district and provincial results.

District 2 - Western

School #: 116 Appalachia High School

Demand Writing

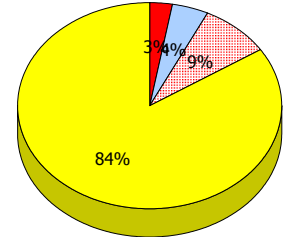
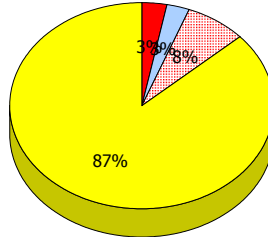
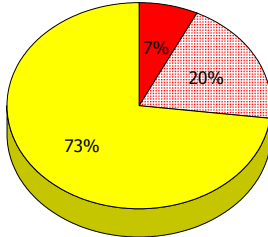
School

District

Province

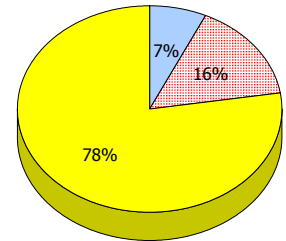
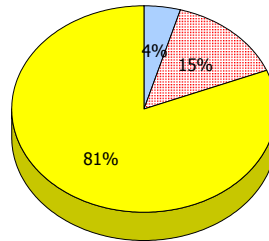
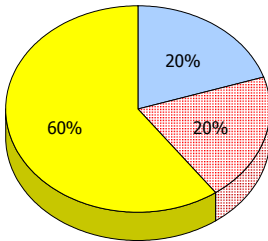
2012

Apr 30,
2012 (41)



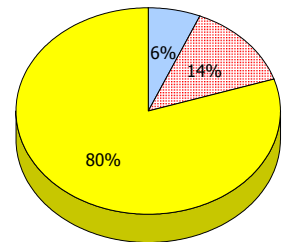
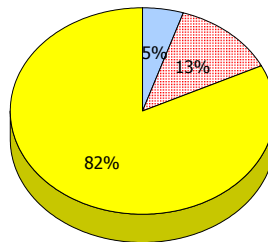
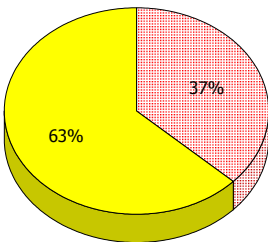
2011

AGR (45)



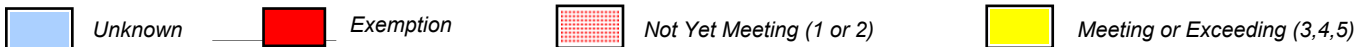
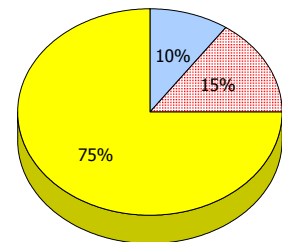
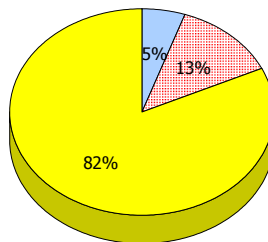
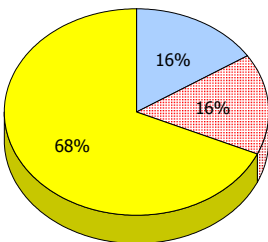
2010

AGR (37)



2009

AGR (57)



* In some cases, CRT numbers may exceed AGR numbers based on late enrolments. Pie chart is based on the number of students who wrote the CRT.

* Reading score is composite of Non Fiction and Poetry.

Mushuau Innu Natuashish School and Sheshatshiu Innu School are excluded from district and provincial results.

Source: Division of Evaluation and Research, Department of Education

District 2 - Western

School #: 116 Appalachia High School

Reading

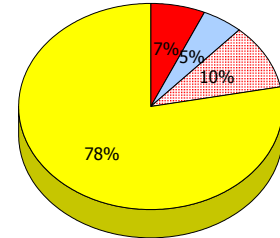
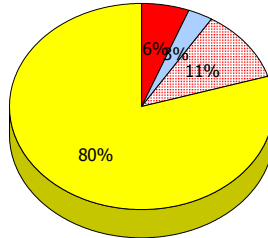
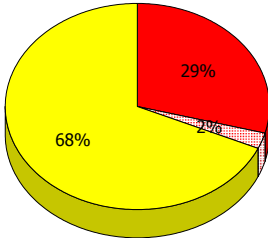
School

District

Province

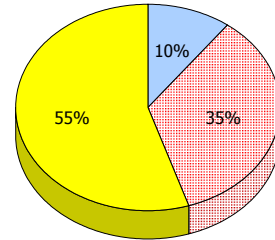
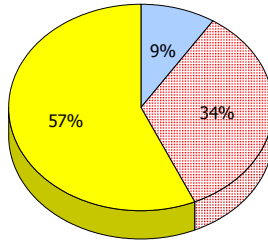
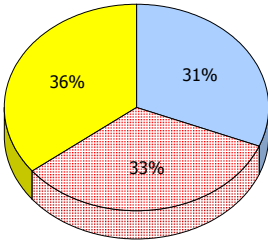
2012

Apr 30,
2012 (41)



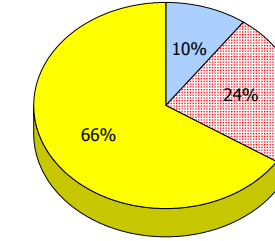
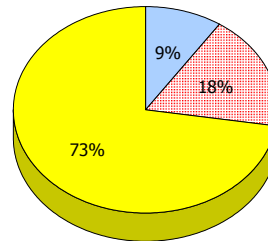
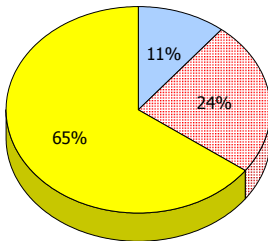
2011

AGR (45)



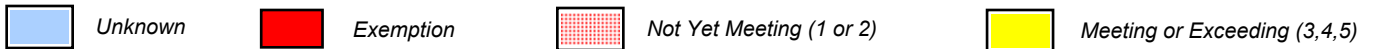
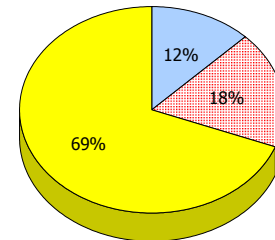
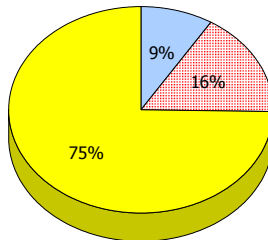
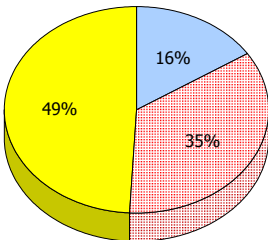
2010

AGR (37)



2009

AGR (57)



* In some cases, CRT numbers may exceed AGR numbers based on late enrolments. Pie chart is based on the number of students who wrote the CRT.

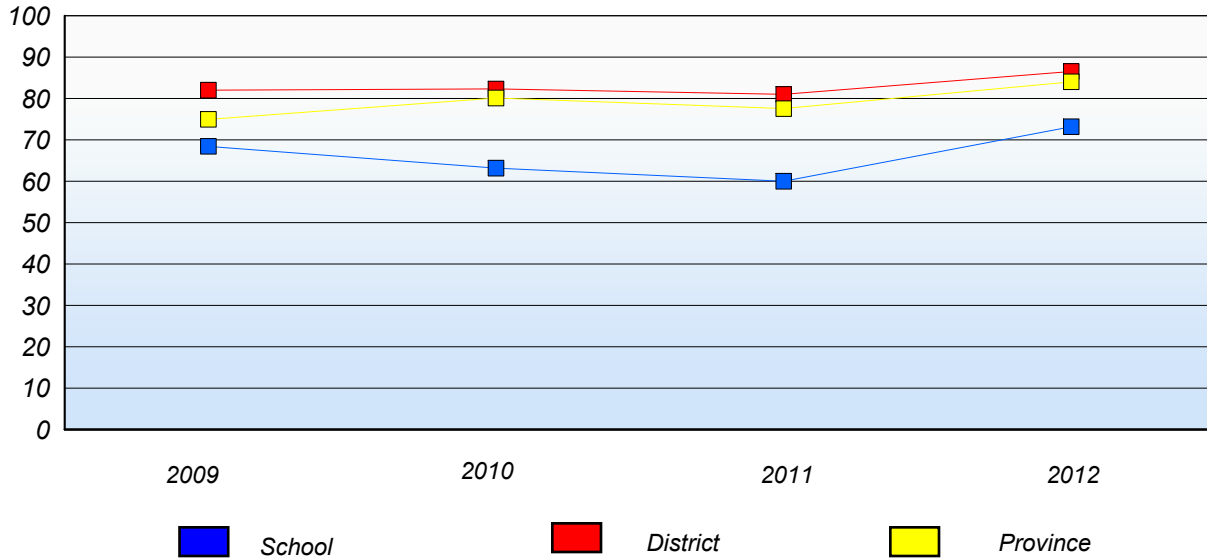
* Reading score is composite of Non Fiction and Poetry.

Mushuau Innu Natuashish School and Sheshatshiu Innu School are excluded from district and provincial results.

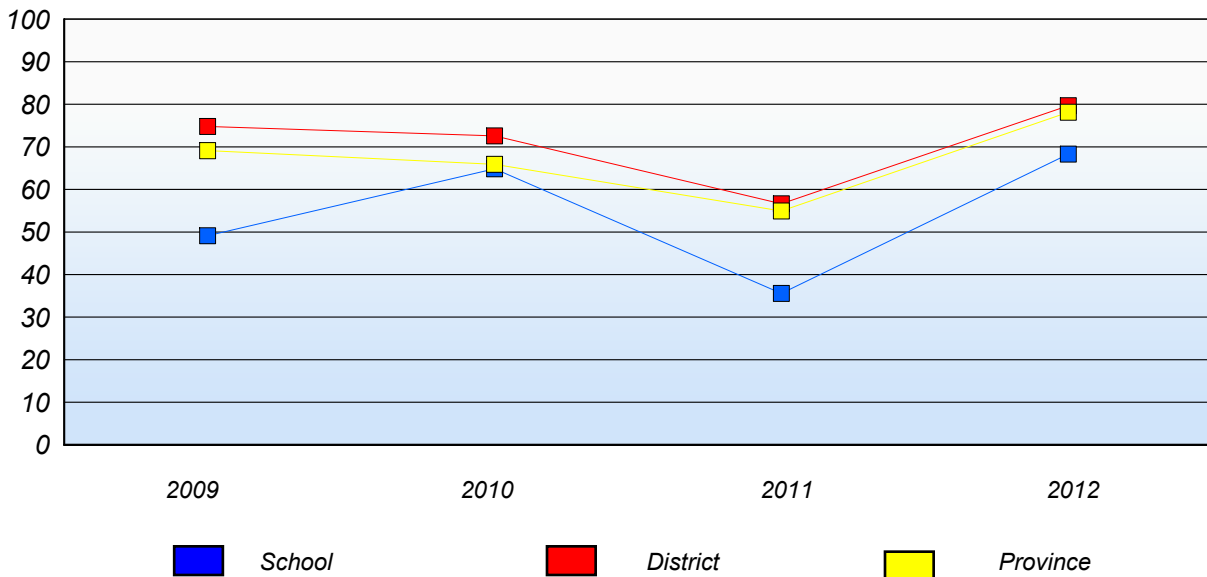
District 2 - Western

School #: 116 Appalachia High School

Demand Writing
Percentage of students at level 3 or above (2009 - 2012)



Reading
Percentage of students at level 3 or above (2009 - 2012)



* In some cases, CRT numbers may exceed AGR numbers based on late enrolments. Pie chart is based on the number of students who wrote the CRT.

* Reading score is composite of Non Fiction and Poetry.

Mushuau Innu Natuashish School and Sheshatshiu Innu School are excluded from district and provincial results.

District 2 - Western

School #: 119 Stephenville High

Demand Writing

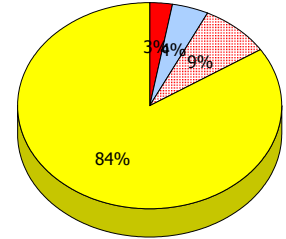
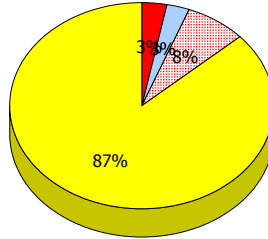
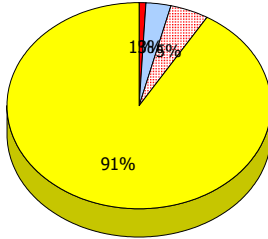
School

District

Province

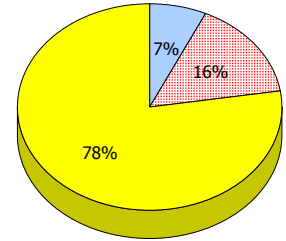
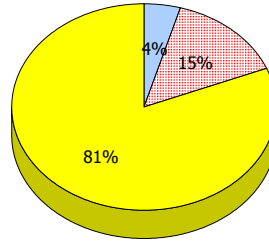
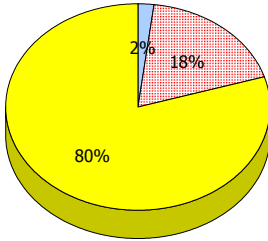
2012

Apr 30,
2012
(103)



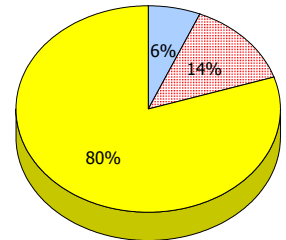
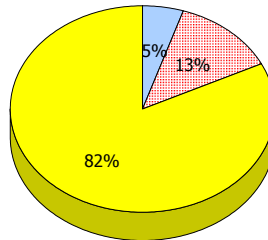
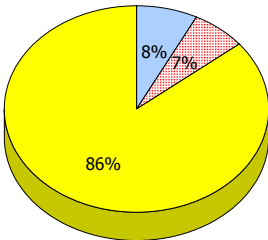
2011

AGR (99)



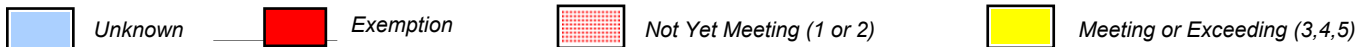
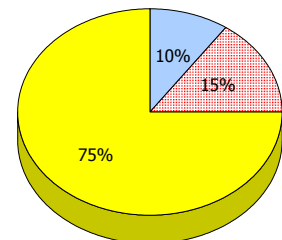
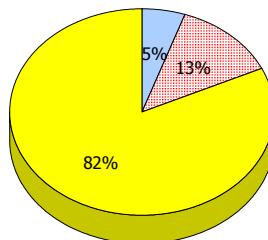
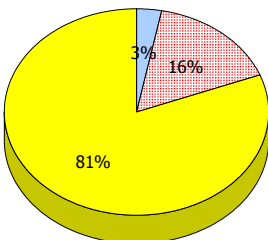
2010

AGR (120)



2009

AGR (131)



* In some cases, CRT numbers may exceed AGR numbers based on late enrolments. Pie chart is based on the number of students who wrote the CRT.

* Reading score is composite of Non Fiction and Poetry.

Mushuau Innu Natuashish School and Sheshatshiu Innu School are excluded from district and provincial results.

Source: Division of Evaluation and Research, Department of Education

District 2 - Western

School #: 119 Stephenville High

Reading

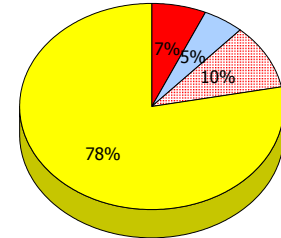
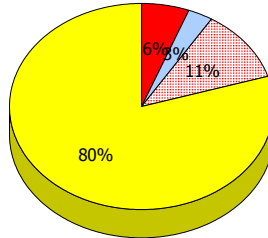
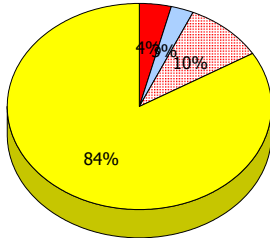
School

District

Province

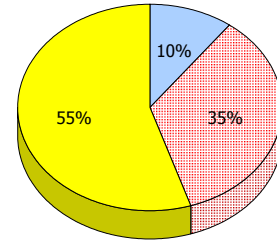
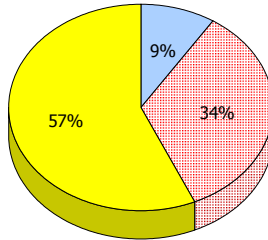
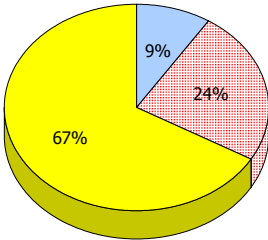
2012

Apr 30,
2012
(103)



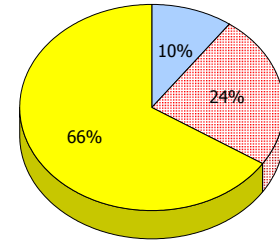
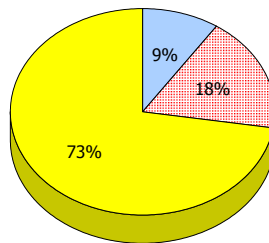
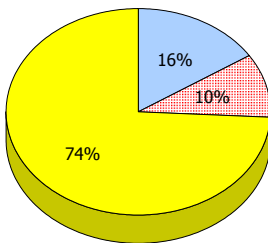
2011

AGR (99)



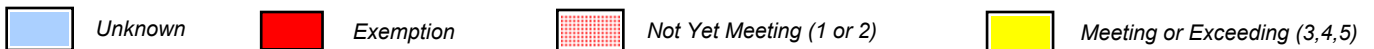
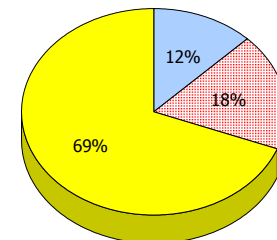
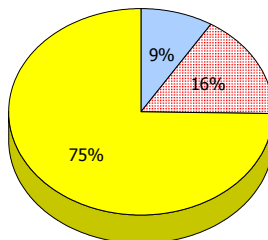
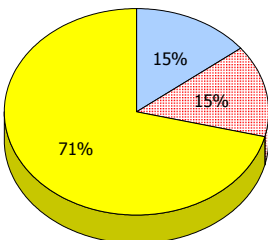
2010

AGR (120)



2009

AGR (131)



* In some cases, CRT numbers may exceed AGR numbers based on late enrolments. Pie chart is based on the number of students who wrote the CRT.

* Reading score is composite of Non Fiction and Poetry.

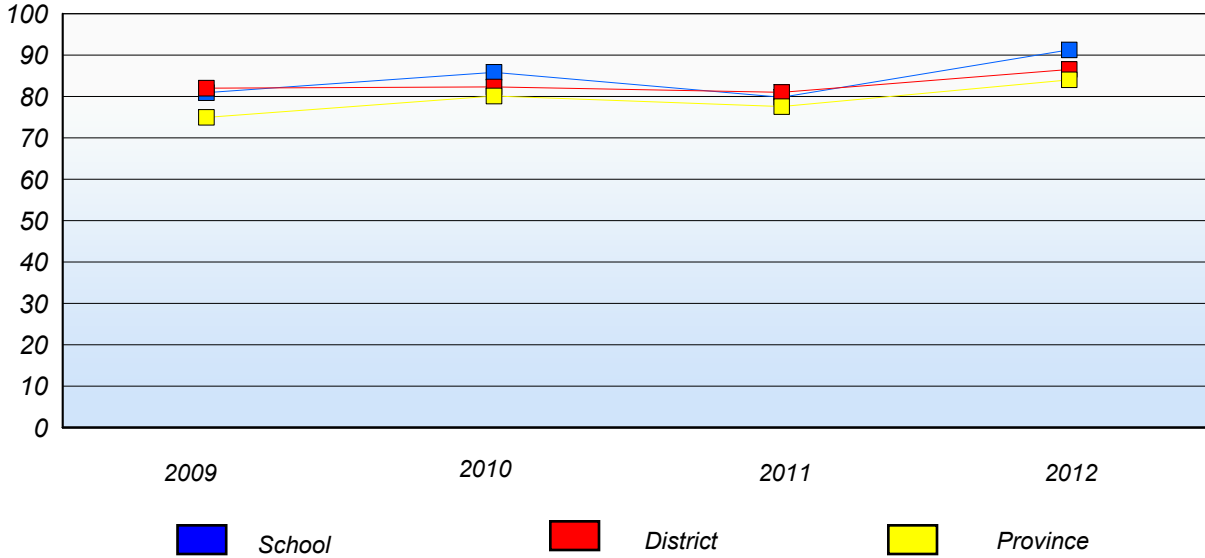
Mushuau Innu Natuashish School and Sheshatshiu Innu School are excluded from district and provincial results.

Source: Division of Evaluation and Research, Department of Education

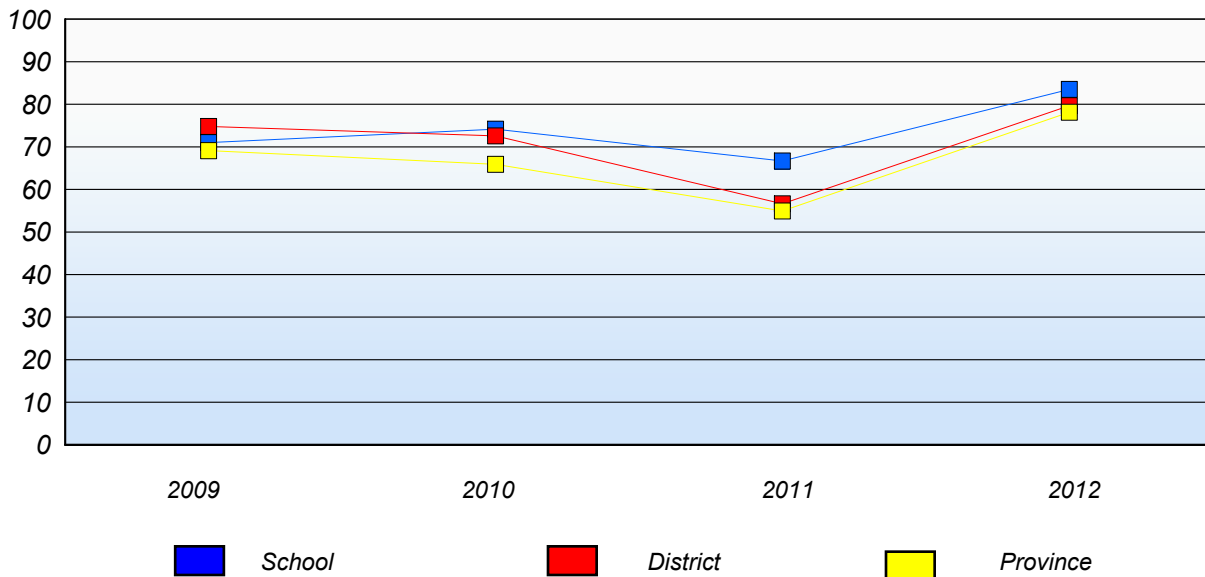
District 2 - Western

School #: 119 Stephenville High

Demand Writing
 Percentage of students at level 3 or above (2009 - 2012)



Reading
 Percentage of students at level 3 or above (2009 - 2012)



* In some cases, CRT numbers may exceed AGR numbers based on late enrolments. Pie chart is based on the number of students who wrote the CRT.

* Reading score is composite of Non Fiction and Poetry.

Mushuau Innu Natuashish School and Sheshatshiu Innu School are excluded from district and provincial results.

District 2 - Western

School #: 137 St. Simon and St. Jude Academy

Demand Writing

School

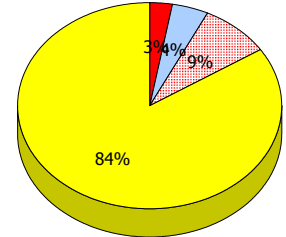
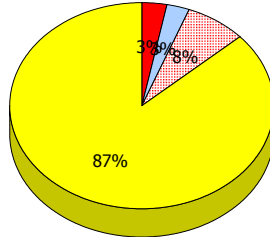
*School data with 5 or fewer students
withheld for reasons of confidentiality.*

District

Province

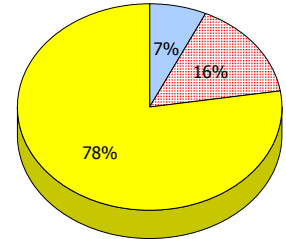
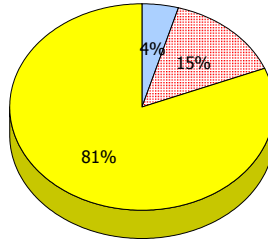
2012

Apr 30,
2012 (1)



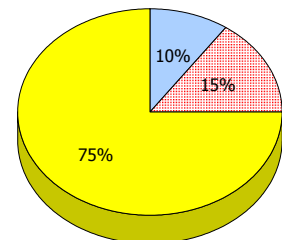
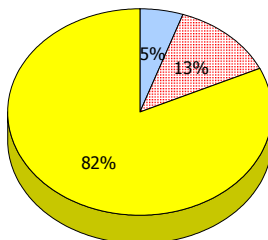
2011

AGR (3)



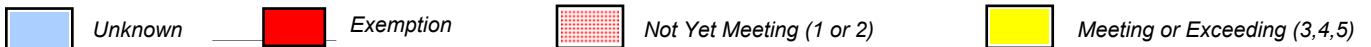
2010

AGR (0)



2009

AGR (2)



* In some cases, CRT numbers may exceed AGR numbers based on late enrolments. Pie chart is based on the number of students who wrote the CRT.

* Reading score is composite of Non Fiction and Poetry.

Mushuau Innu Natuashish School and Sheshatshiu Innu School are excluded from district and provincial results.

District 2 - Western

School #: 137 St. Simon and St. Jude Academy

Reading

School

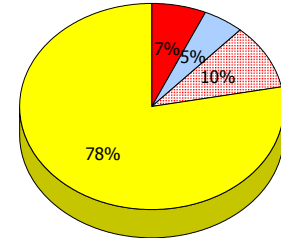
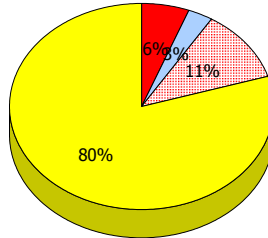
*School data with 5 or fewer students
withheld for reasons of confidentiality.*

District

Province

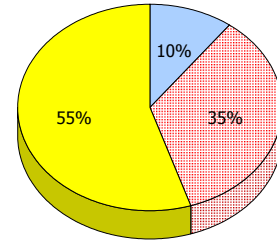
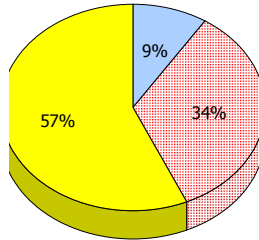
2012

Apr 30,
2012 (1)



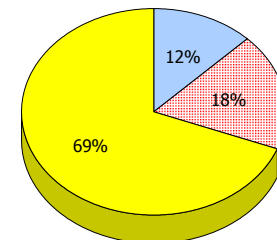
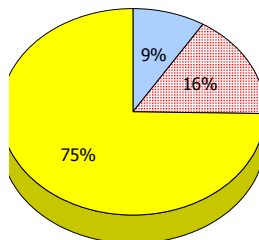
2011

AGR (3)



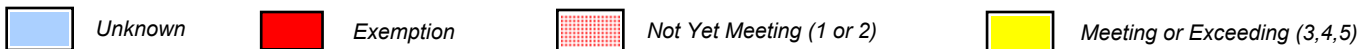
2010

AGR (0)



2009

AGR (2)



* In some cases, CRT numbers may exceed AGR numbers based on late enrolments. Pie chart is based on the number of students who wrote the CRT.

* Reading score is composite of Non Fiction and Poetry.

Mushuau Innu Natuashish School and Sheshatshiu Innu School are excluded from district and provincial results.

District 2 - Western

School #: 387 Bayview Regional Collegiate

Demand Writing

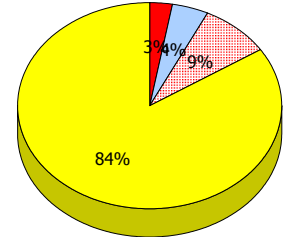
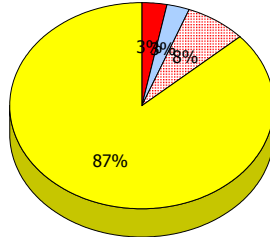
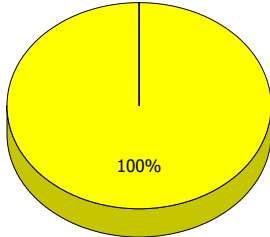
School

District

Province

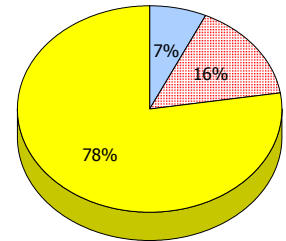
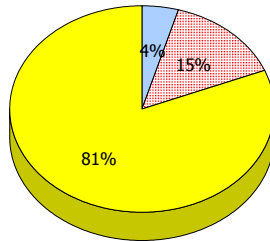
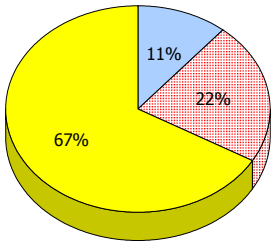
2012

Apr 30,
2012 (9)



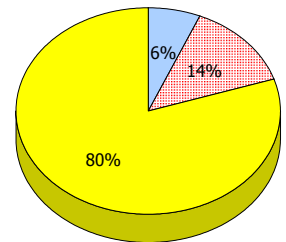
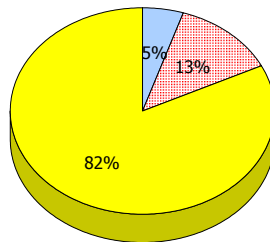
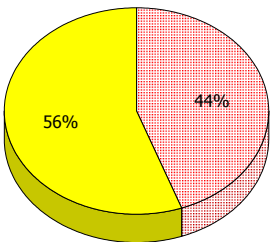
2011

AGR (9)



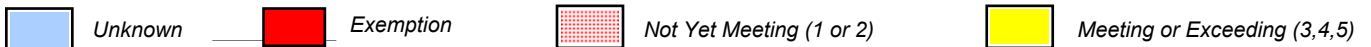
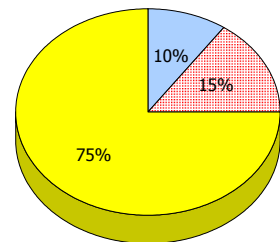
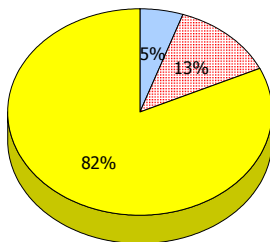
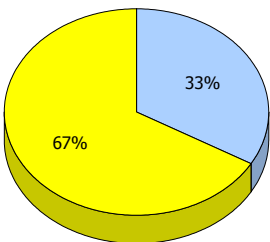
2010

AGR (9)



2009

AGR (12)



* In some cases, CRT numbers may exceed AGR numbers based on late enrolments. Pie chart is based on the number of students who wrote the CRT.

* Reading score is composite of Non Fiction and Poetry.

Mushuau Innu Natuashish School and Sheshatshiu Innu School are excluded from district and provincial results.

Source: Division of Evaluation and Research, Department of Education

District 2 - Western

School #: 387 Bayview Regional Collegiate

Reading

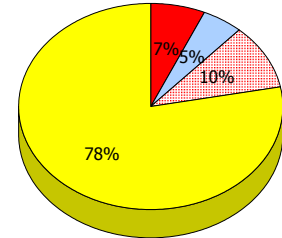
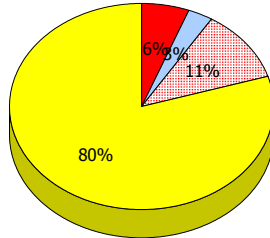
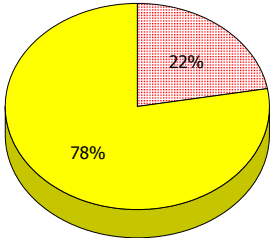
School

District

Province

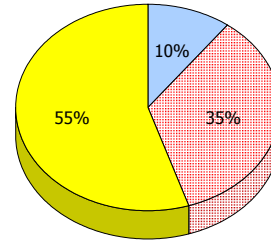
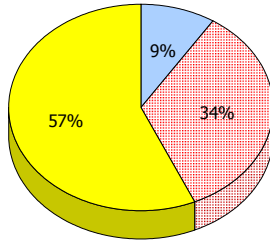
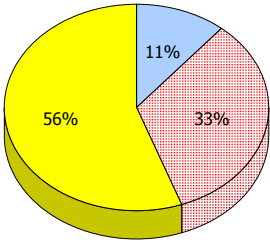
2012

Apr 30,
2012 (9)



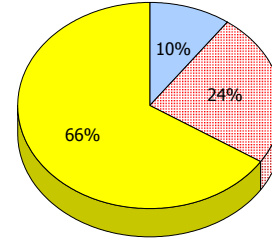
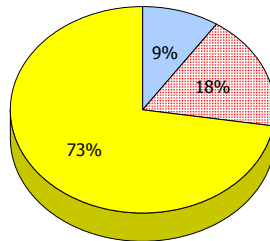
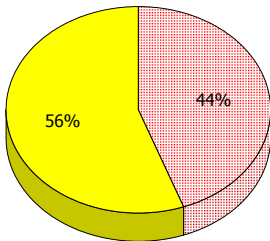
2011

AGR (9)



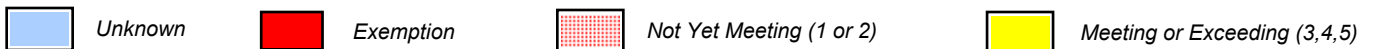
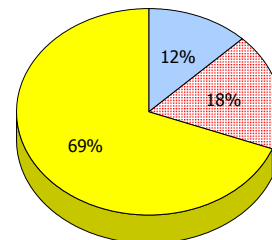
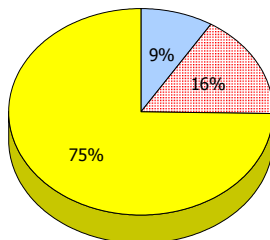
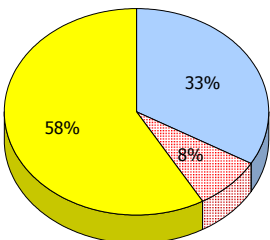
2010

AGR (9)



2009

AGR (12)



* In some cases, CRT numbers may exceed AGR numbers based on late enrolments. Pie chart is based on the number of students who wrote the CRT.

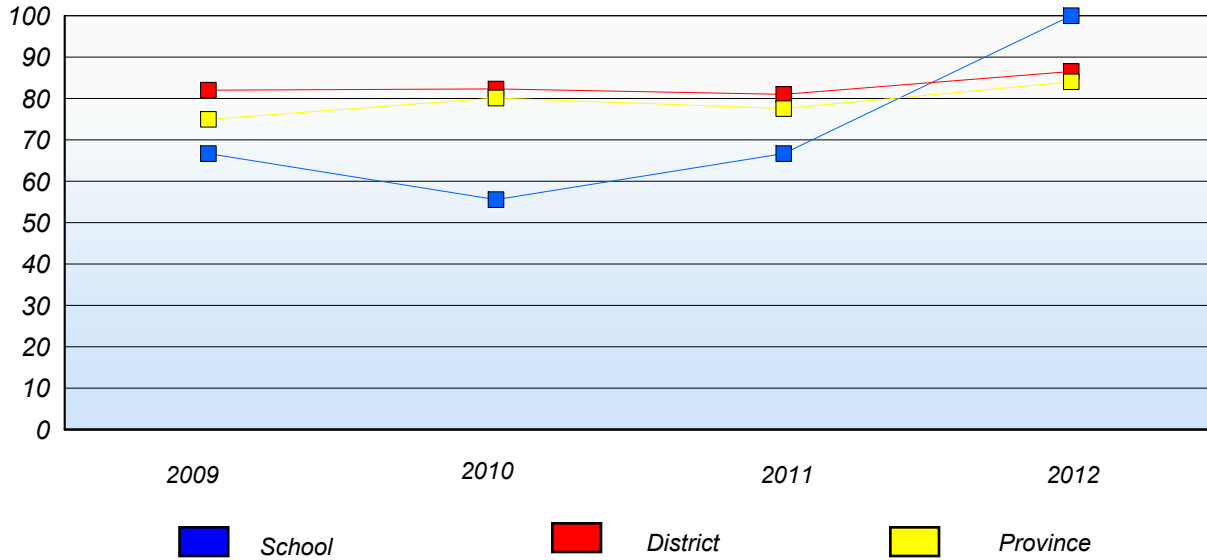
* Reading score is composite of Non Fiction and Poetry.

Mushuau Innu Natuashish School and Sheshatshiu Innu School are excluded from district and provincial results.

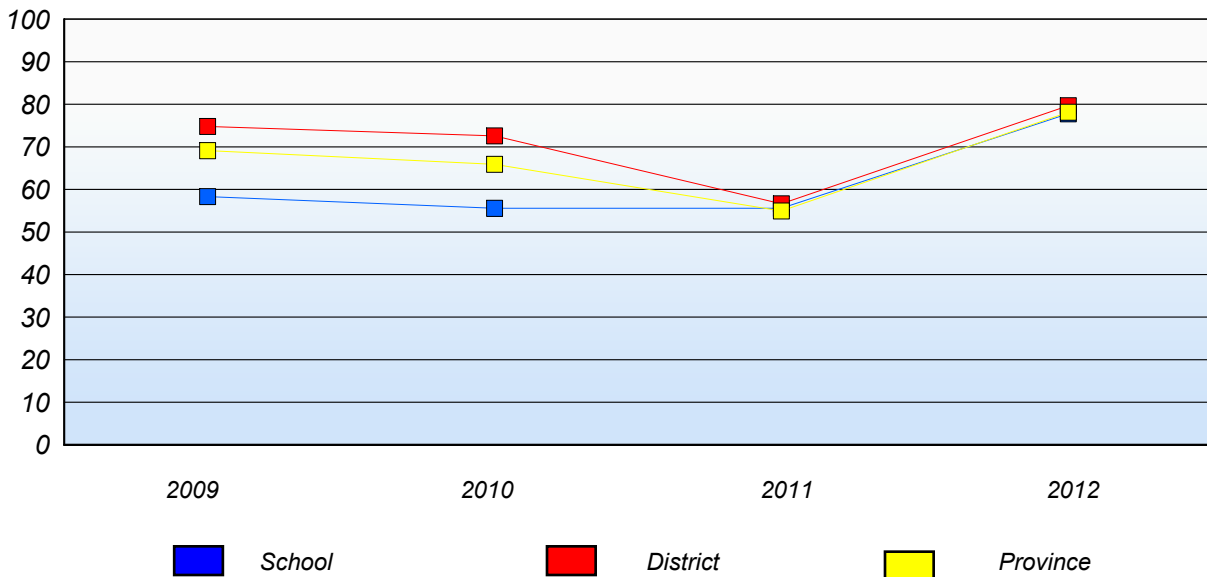
District 2 - Western

School #: 387 Bayview Regional Collegiate

Demand Writing
Percentage of students at level 3 or above (2009 - 2012)



Reading
Percentage of students at level 3 or above (2009 - 2012)



* In some cases, CRT numbers may exceed AGR numbers based on late enrolments. Pie chart is based on the number of students who wrote the CRT.

* Reading score is composite of Non Fiction and Poetry.

Mushuau Innu Natuashish School and Sheshatshiu Innu School are excluded from district and provincial results.

District 2 - Western

School #: 388 Long Range Academy

Demand Writing

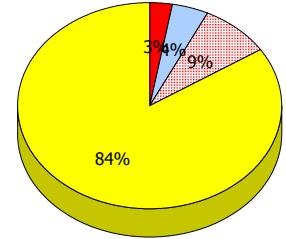
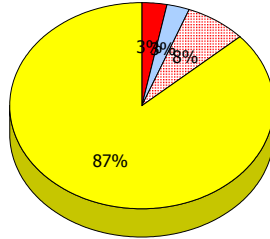
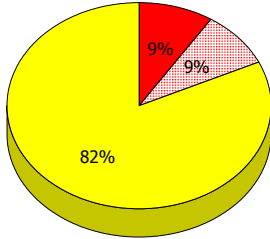
School

District

Province

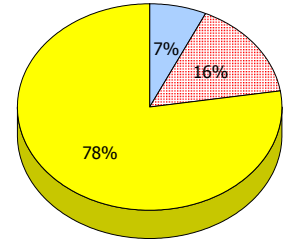
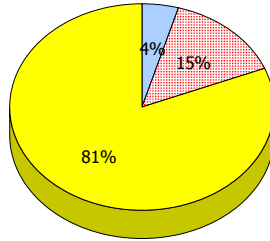
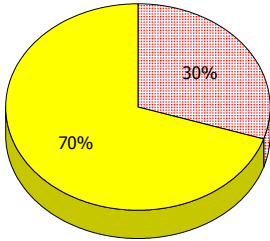
2012

Apr 30,
2012 (11)



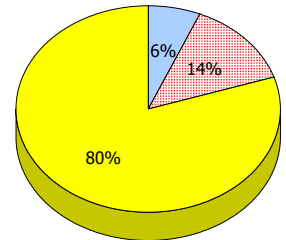
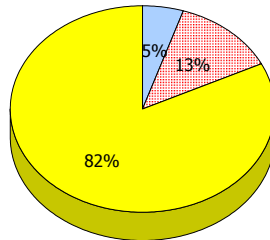
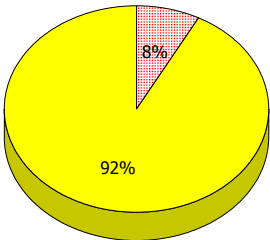
2011

AGR (10)



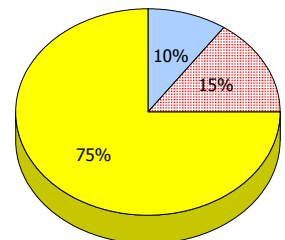
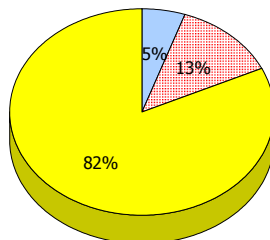
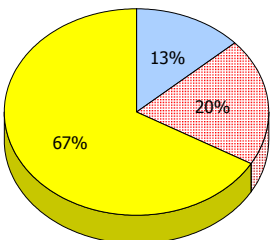
2010

AGR (13)



2009

AGR (15)



Unknown
 Exemption
 Not Yet Meeting (1 or 2)
 Meeting or Exceeding (3,4,5)

* In some cases, CRT numbers may exceed AGR numbers based on late enrolments. Pie chart is based on the number of students who wrote the CRT.

* Reading score is composite of Non Fiction and Poetry.

Mushuau Innu Natuashish School and Sheshatshiu Innu School are excluded from district and provincial results.

Source: Division of Evaluation and Research, Department of Education

District 2 - Western

School #: 388 Long Range Academy

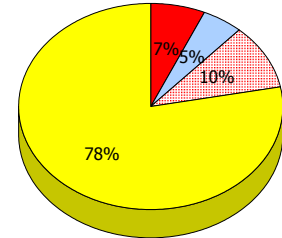
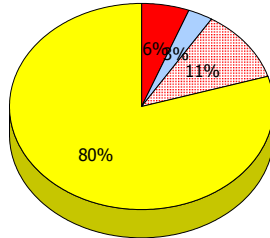
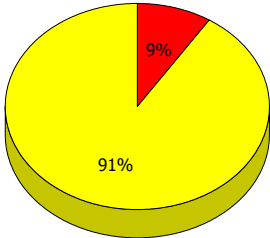
Reading

School

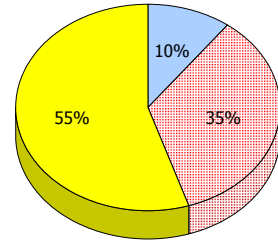
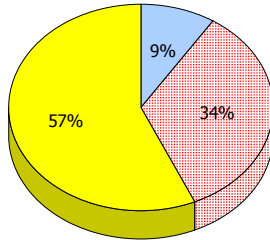
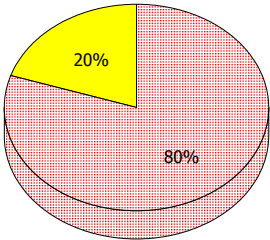
District

Province

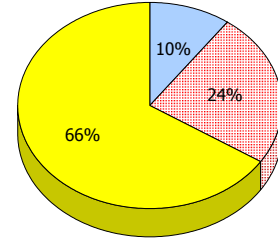
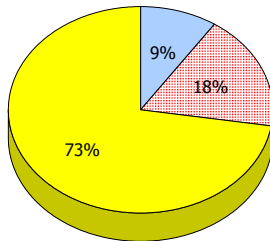
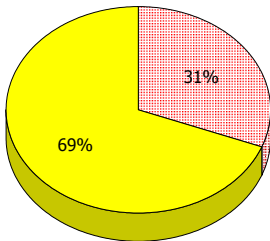
2012
Apr 30,
2012 (11)



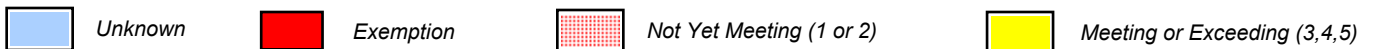
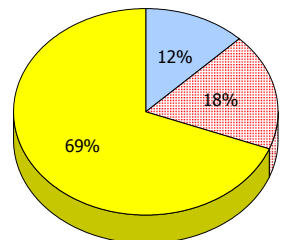
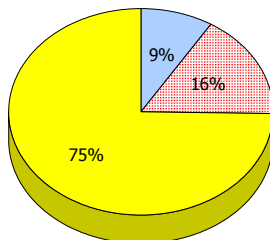
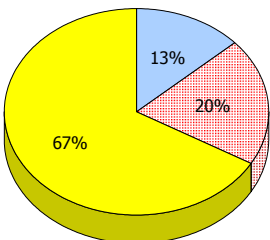
2011
AGR (10)



2010
AGR (13)



2009
AGR (15)



* In some cases, CRT numbers may exceed AGR numbers based on late enrolments. Pie chart is based on the number of students who wrote the CRT.

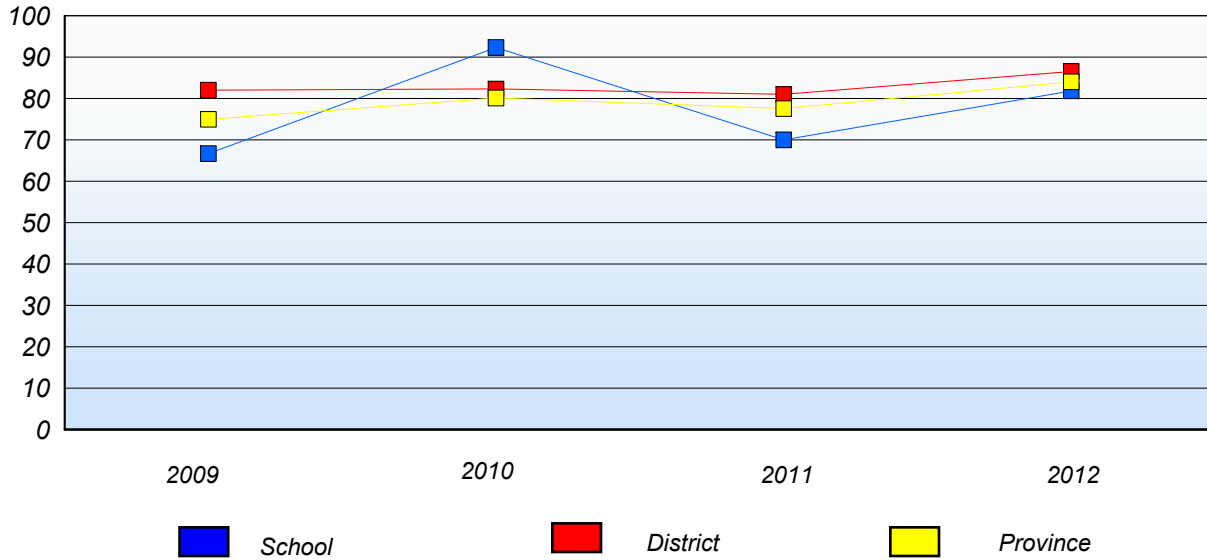
* Reading score is composite of Non Fiction and Poetry.

Mushuau Innu Natuashish School and Sheshatshiu Innu School are excluded from district and provincial results.

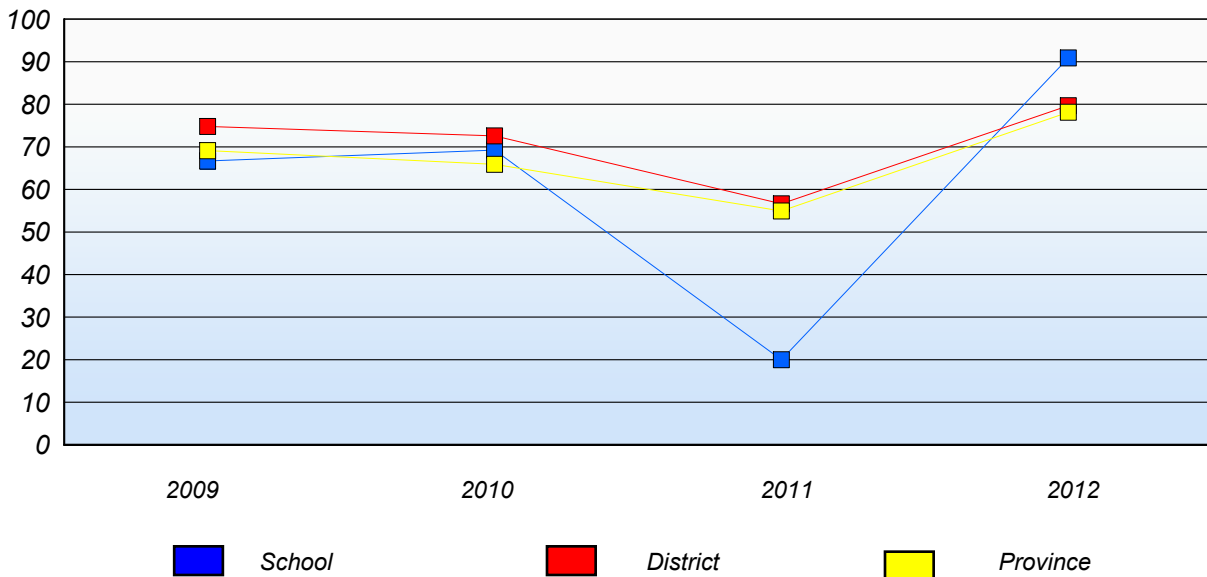
District 2 - Western

School #: 388 Long Range Academy

Demand Writing
Percentage of students at level 3 or above (2009 - 2012)



Reading
Percentage of students at level 3 or above (2009 - 2012)



* In some cases, CRT numbers may exceed AGR numbers based on late enrolments. Pie chart is based on the number of students who wrote the CRT.

* Reading score is composite of Non Fiction and Poetry.

Mushuau Innu Natuashish School and Sheshatshiu Innu School are excluded from district and provincial results.

District 2 - Western

School #: 391 Xavier Junior High

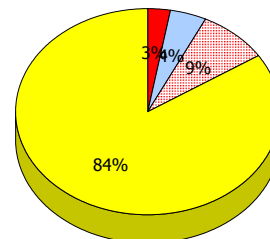
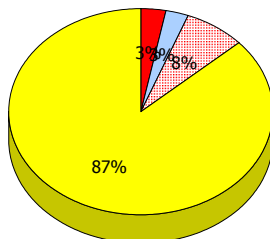
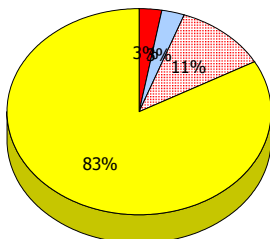
Demand Writing

School

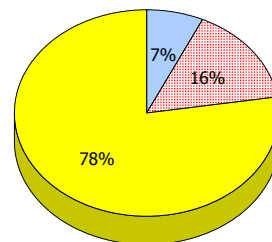
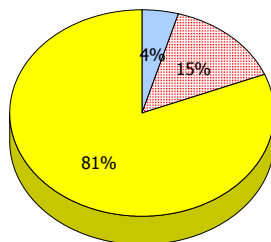
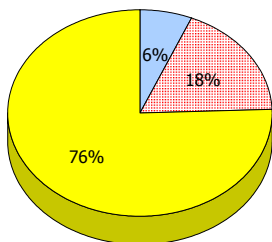
District

Province

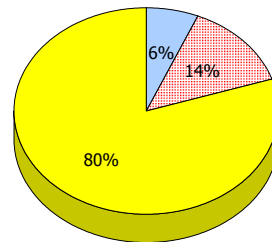
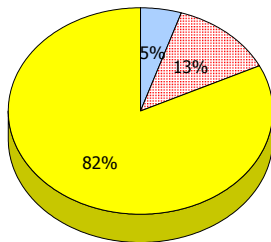
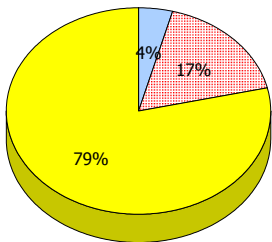
2012
Apr 30,
2012 (71)



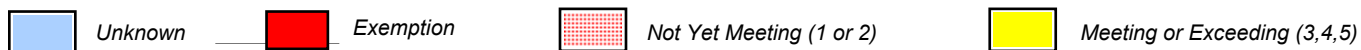
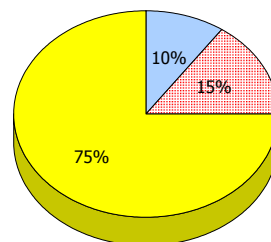
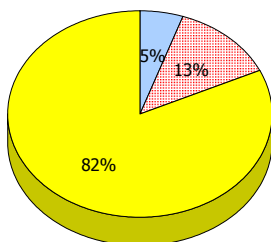
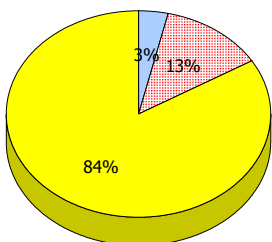
2011
AGR (78)



2010
AGR (94)



2009
AGR (86)



* In some cases, CRT numbers may exceed AGR numbers based on late enrolments. Pie chart is based on the number of students who wrote the CRT.

* Reading score is composite of Non Fiction and Poetry.

Mushuau Innu Natuashish School and Sheshatshiu Innu School are excluded from district and provincial results.

District 2 - Western

School #: 391 Xavier Junior High

Reading

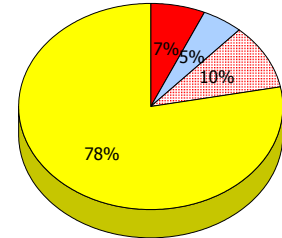
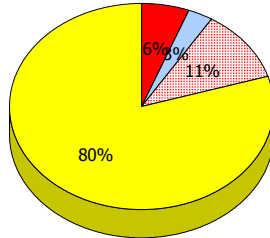
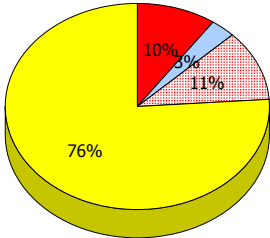
School

District

Province

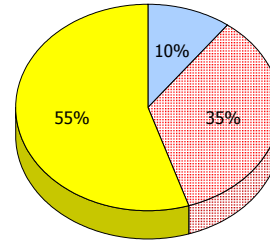
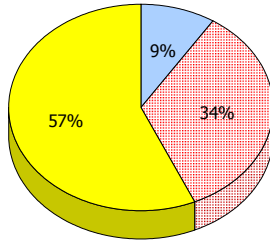
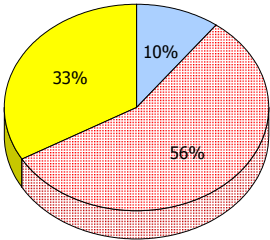
2012

Apr 30,
2012 (71)



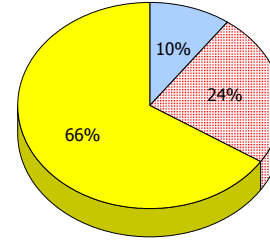
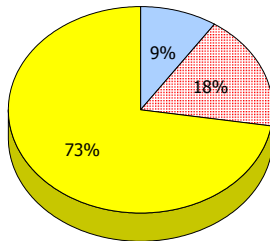
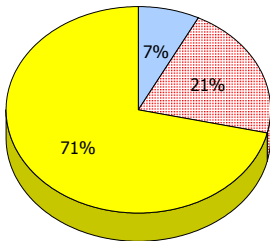
2011

AGR (78)



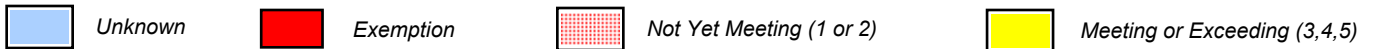
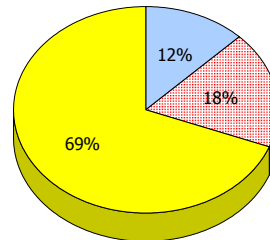
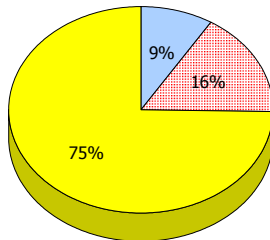
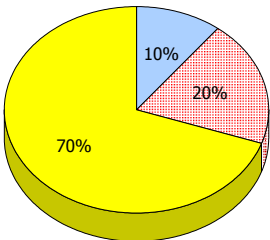
2010

AGR (94)



2009

AGR (86)



* In some cases, CRT numbers may exceed AGR numbers based on late enrolments. Pie chart is based on the number of students who wrote the CRT.

* Reading score is composite of Non Fiction and Poetry.

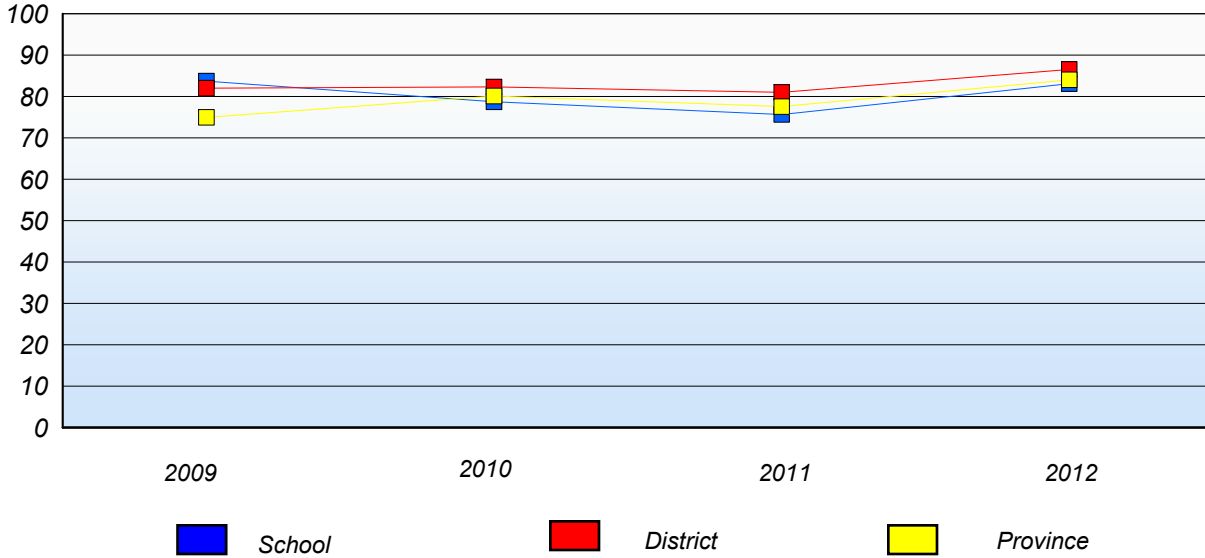
Mushuau Innu Natuashish School and Sheshatshiu Innu School are excluded from district and provincial results.

Source: Division of Evaluation and Research, Department of Education

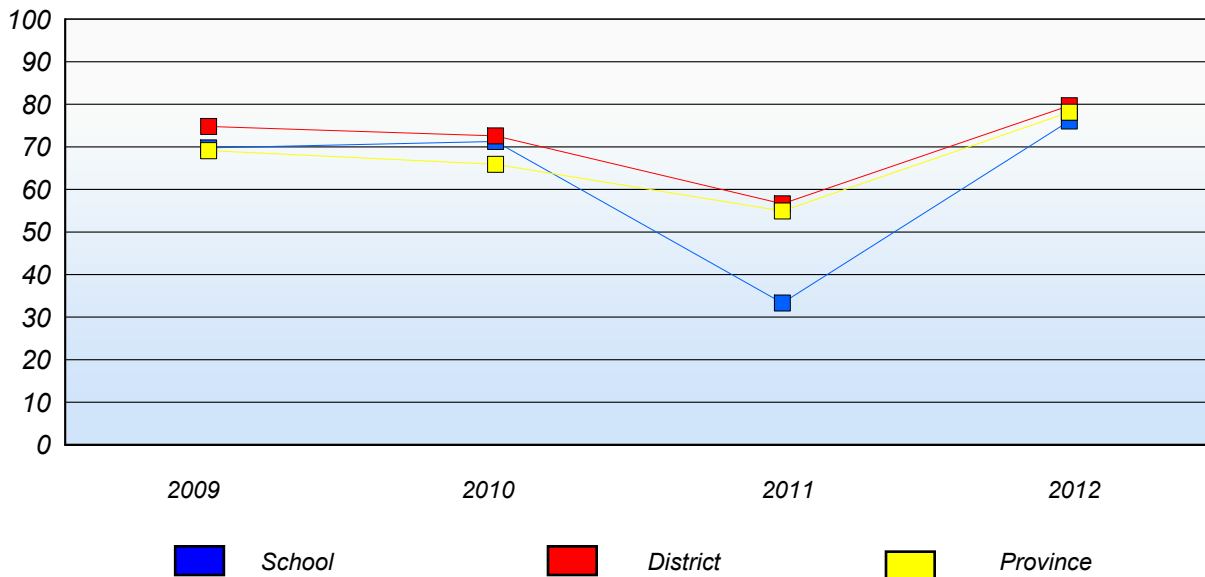
District 2 - Western

School #: 391 Xavier Junior High

Demand Writing
 Percentage of students at level 3 or above (2009 - 2012)



Reading
 Percentage of students at level 3 or above (2009 - 2012)



* In some cases, CRT numbers may exceed AGR numbers based on late enrolments. Pie chart is based on the number of students who wrote the CRT.

* Reading score is composite of Non Fiction and Poetry.

Mushuau Innu Natuashish School and Sheshatshiu Innu School are excluded from district and provincial results.

District 2 - Western

School #: 393 Bonne Bay Academy

Demand Writing

School

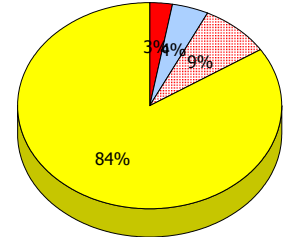
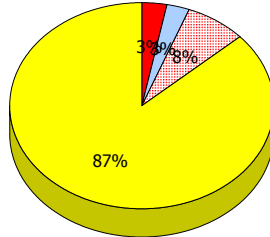
School data with 5 or fewer students withheld for reasons of confidentiality.

District

Province

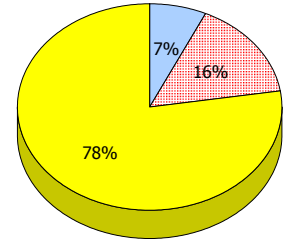
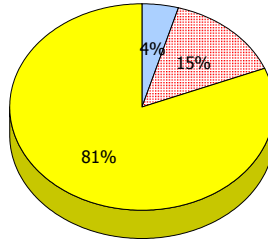
2012

Apr 30,
2012 (5)



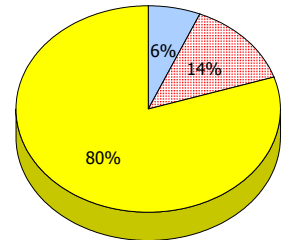
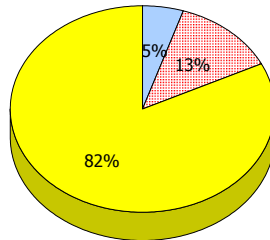
2011

AGR (3)



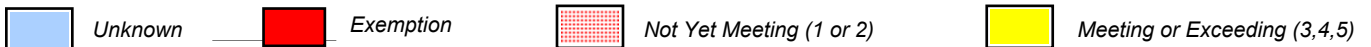
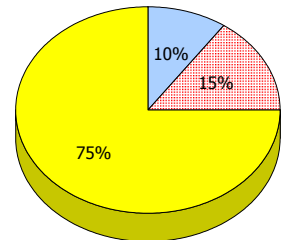
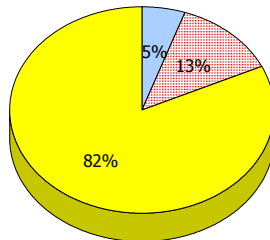
2010

AGR (6)



2009

AGR (4)



* In some cases, CRT numbers may exceed AGR numbers based on late enrolments. Pie chart is based on the number of students who wrote the CRT.

* Reading score is composite of Non Fiction and Poetry.

Mushuau Innu Natuashish School and Sheshatshiu Innu School are excluded from district and provincial results.

District 2 - Western

School #: 393 Bonne Bay Academy

Reading

School

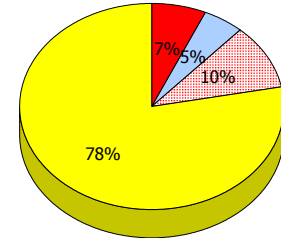
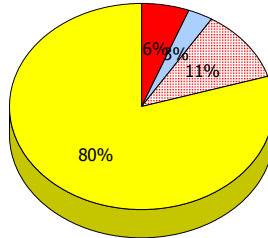
*School data with 5 or fewer students
withheld for reasons of confidentiality.*

District

Province

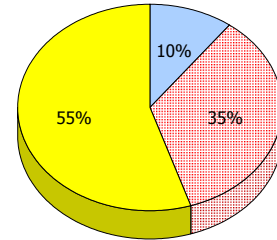
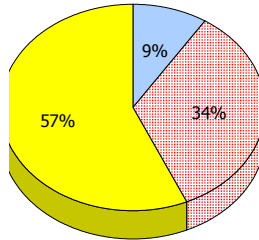
2012

Apr 30,
2012 (5)



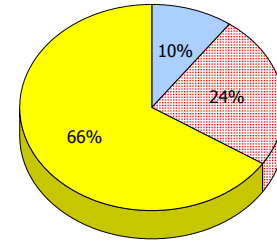
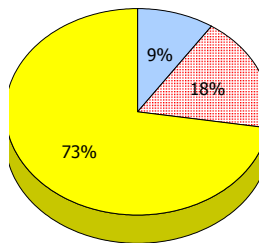
2011

AGR (3)



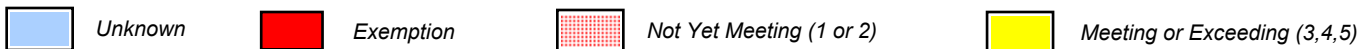
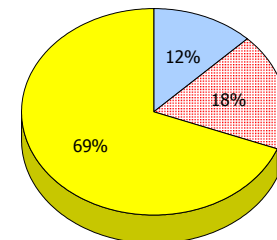
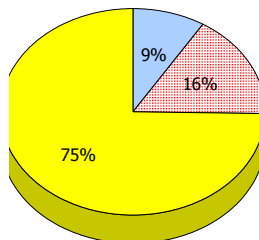
2010

AGR (6)



2009

AGR (4)



* In some cases, CRT numbers may exceed AGR numbers based on late enrolments. Pie chart is based on the number of students who wrote the CRT.

* Reading score is composite of Non Fiction and Poetry.

Mushuau Innu Natuashish School and Sheshatshiu Innu School are excluded from district and provincial results.

District 2 - Western

School #: 393 Bonne Bay Academy

Demand Writing

Percentage of students at level 3 or above (2009 - 2012)

School data with 5 or fewer students withheld for reasons of confidentiality.



Reading

Percentage of students at level 3 or above (2009 - 2012)

School data with 5 or fewer students withheld for reasons of confidentiality.



* In some cases, CRT numbers may exceed AGR numbers based on late enrolments. Pie chart is based on the number of students who wrote the CRT.

* Reading score is composite of Non Fiction and Poetry.

Mushuau Innu Natuashish School and Sheshatshiu Innu School are excluded from district and provincial results.

Source: Division of Evaluation and Research, Department of Education

District 2 - Western

School #: 394 E.A. Butler All Grade

Demand Writing

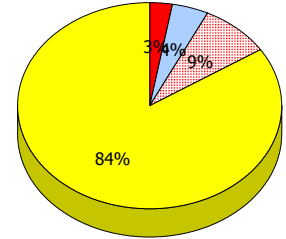
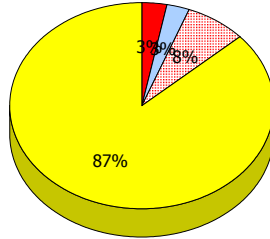
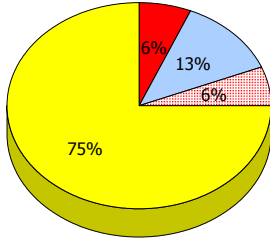
School

District

Province

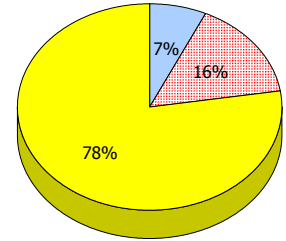
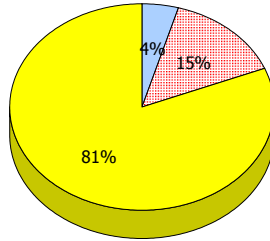
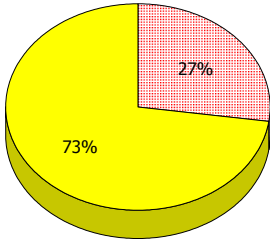
2012

Apr 30,
2012 (16)



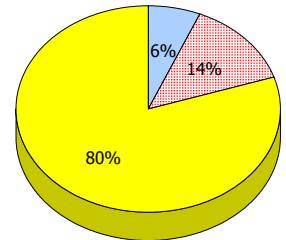
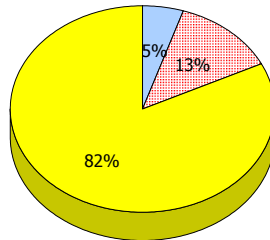
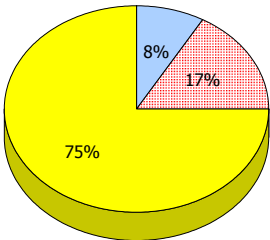
2011

AGR (11)



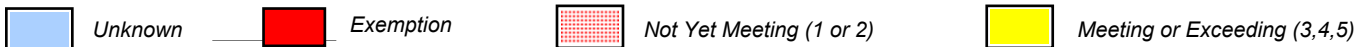
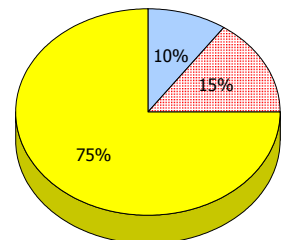
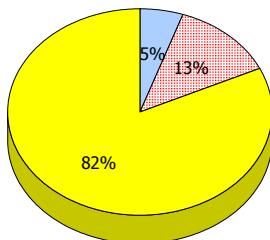
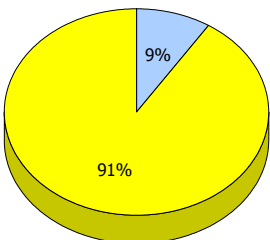
2010

AGR (12)



2009

AGR (11)



* In some cases, CRT numbers may exceed AGR numbers based on late enrolments. Pie chart is based on the number of students who wrote the CRT.

* Reading score is composite of Non Fiction and Poetry.

Mushuau Innu Natuashish School and Sheshatshiu Innu School are excluded from district and provincial results.

District 2 - Western

School #: 394 E.A. Butler All Grade

Reading

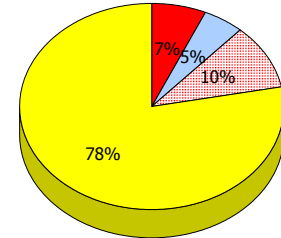
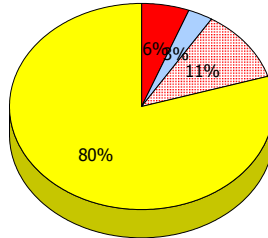
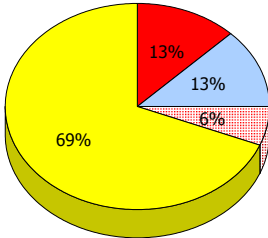
School

District

Province

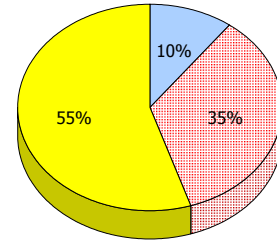
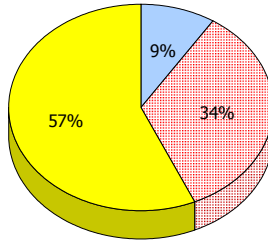
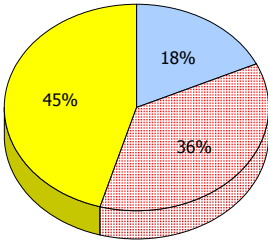
2012

Apr 30,
2012 (16)



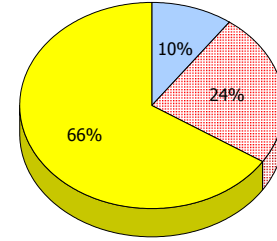
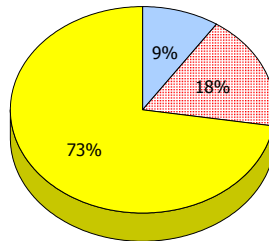
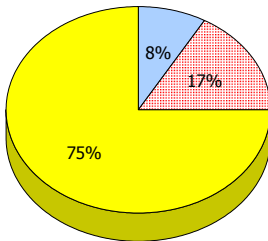
2011

AGR (11)



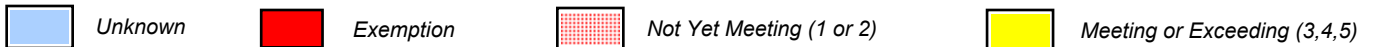
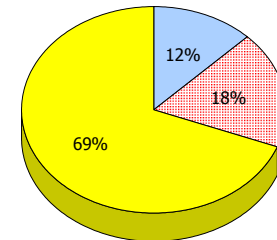
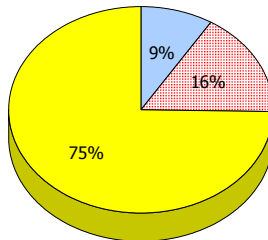
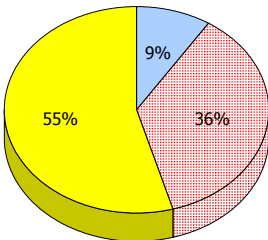
2010

AGR (12)



2009

AGR (11)



* In some cases, CRT numbers may exceed AGR numbers based on late enrolments. Pie chart is based on the number of students who wrote the CRT.

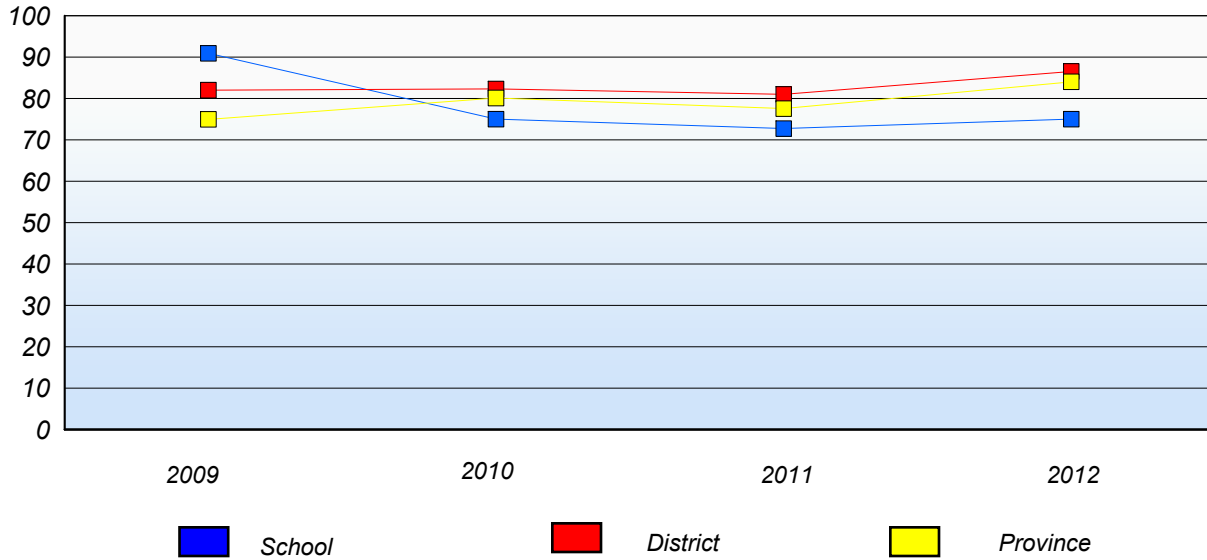
* Reading score is composite of Non Fiction and Poetry.

Mushuau Innu Natuashish School and Sheshatshiu Innu School are excluded from district and provincial results.

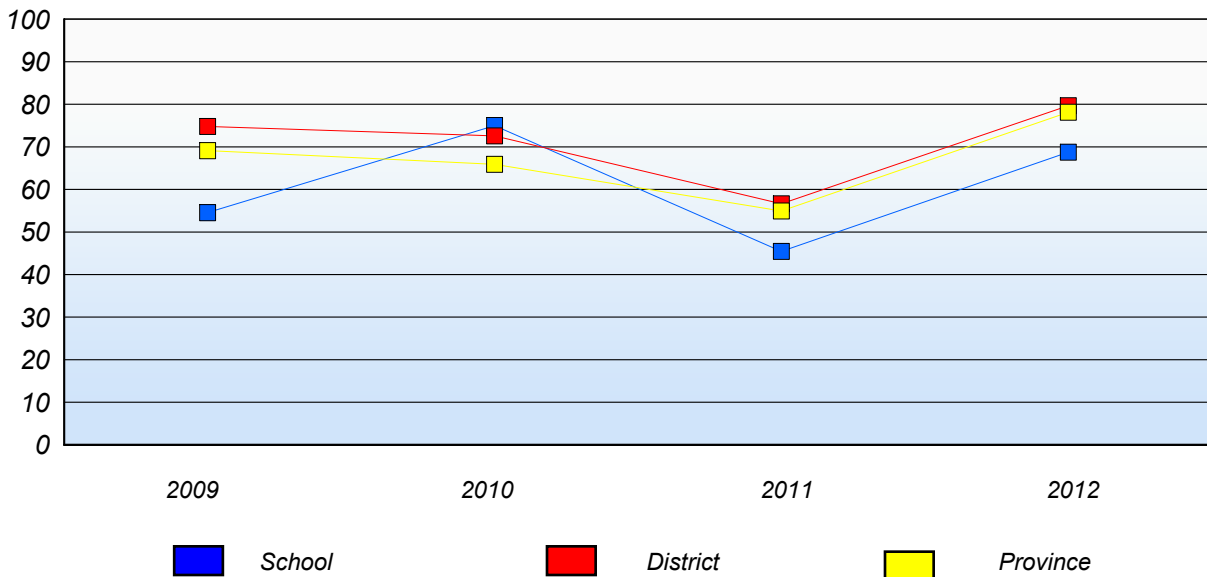
District 2 - Western

School #: 394 E.A. Butler All Grade

Demand Writing
 Percentage of students at level 3 or above (2009 - 2012)



Reading
 Percentage of students at level 3 or above (2009 - 2012)



* In some cases, CRT numbers may exceed AGR numbers based on late enrolments. Pie chart is based on the number of students who wrote the CRT.

* Reading score is composite of Non Fiction and Poetry.

Mushuau Innu Natuashish School and Sheshatshiu Innu School are excluded from district and provincial results.

District 2 - Western

School #: 397 Belanger Memorial School

Demand Writing

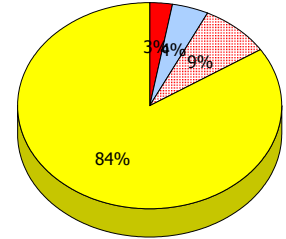
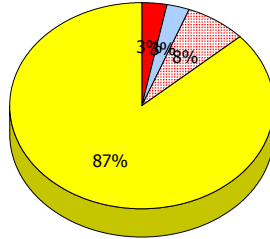
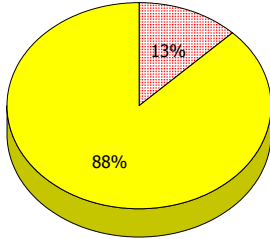
School

District

Province

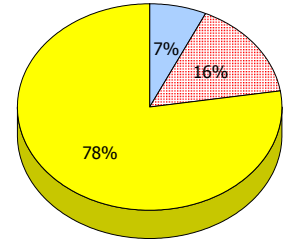
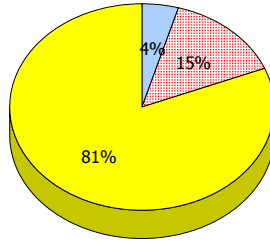
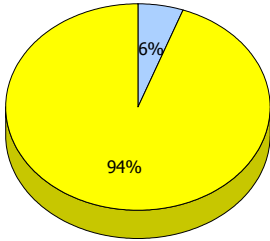
2012

Apr 30,
2012 (24)



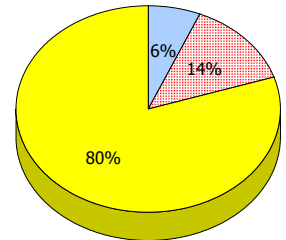
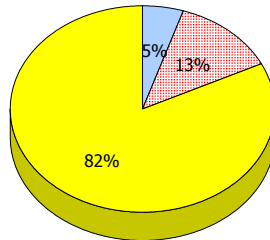
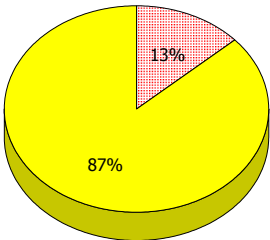
2011

AGR (18)



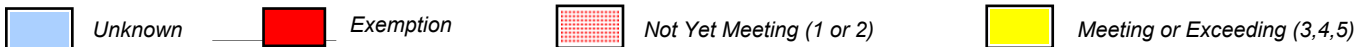
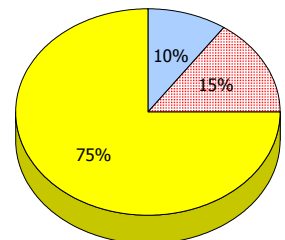
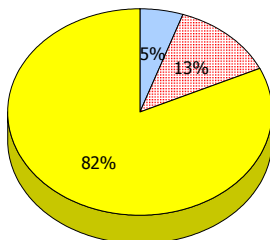
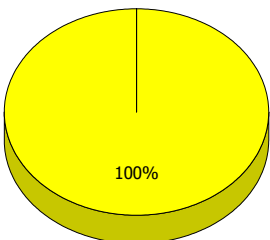
2010

AGR (15)



2009

AGR (15)



* In some cases, CRT numbers may exceed AGR numbers based on late enrolments. Pie chart is based on the number of students who wrote the CRT.

* Reading score is composite of Non Fiction and Poetry.

Mushuau Innu Natuashish School and Sheshatshiu Innu School are excluded from district and provincial results.

Source: Division of Evaluation and Research, Department of Education

District 2 - Western

School #: 397 Belanger Memorial School

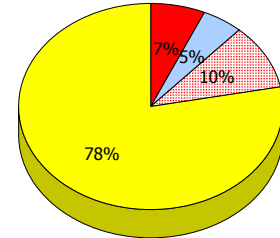
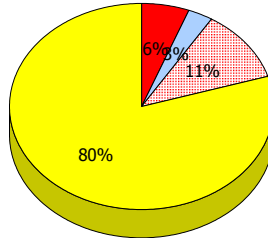
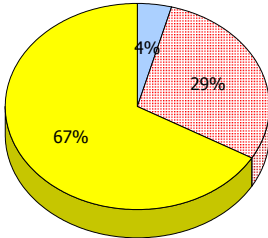
Reading

School

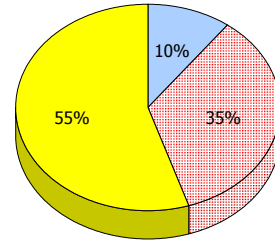
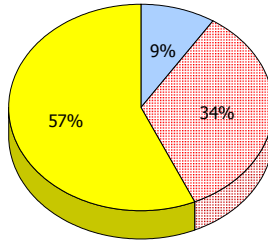
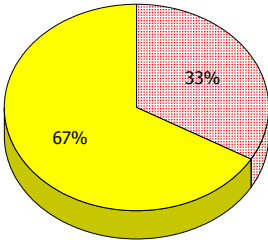
District

Province

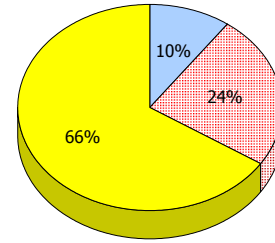
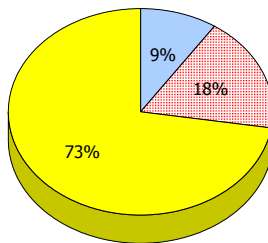
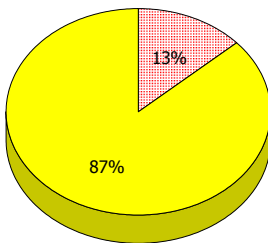
2012
Apr 30,
2012 (24)



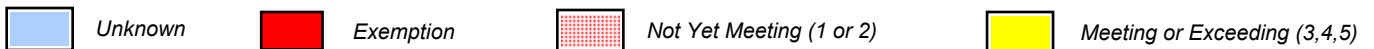
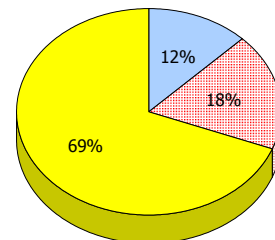
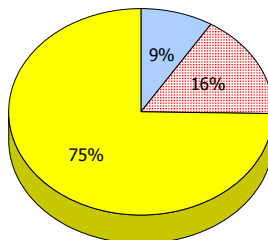
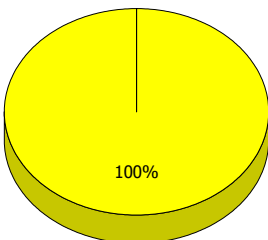
2011
AGR (18)



2010
AGR (15)



2009
AGR (15)



* In some cases, CRT numbers may exceed AGR numbers based on late enrolments. Pie chart is based on the number of students who wrote the CRT.

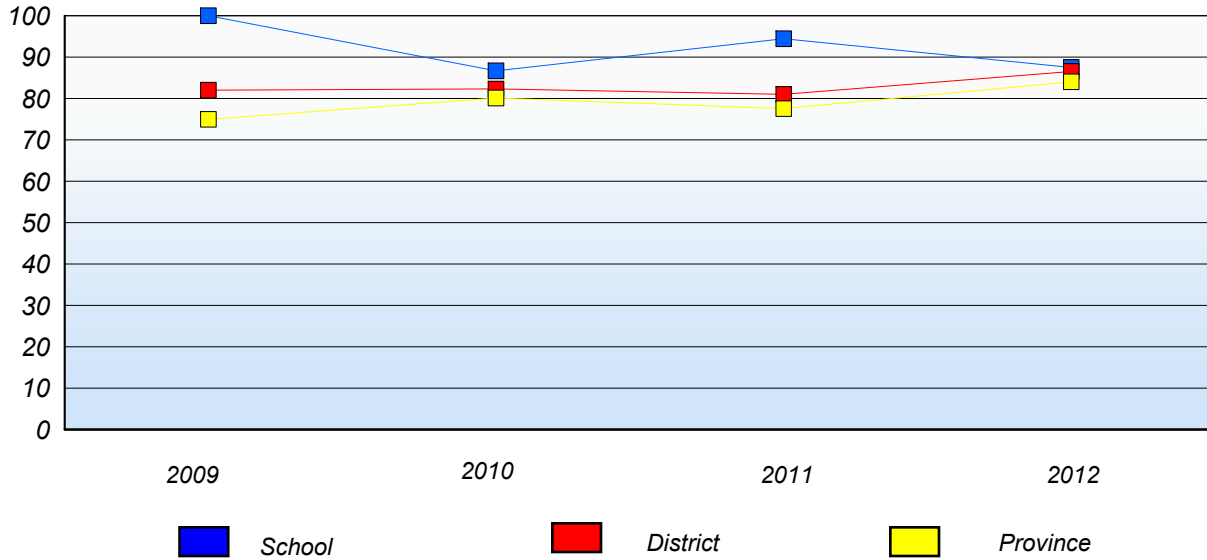
* Reading score is composite of Non Fiction and Poetry.

Mushuau Innu Natuashish School and Sheshatshiu Innu School are excluded from district and provincial results.

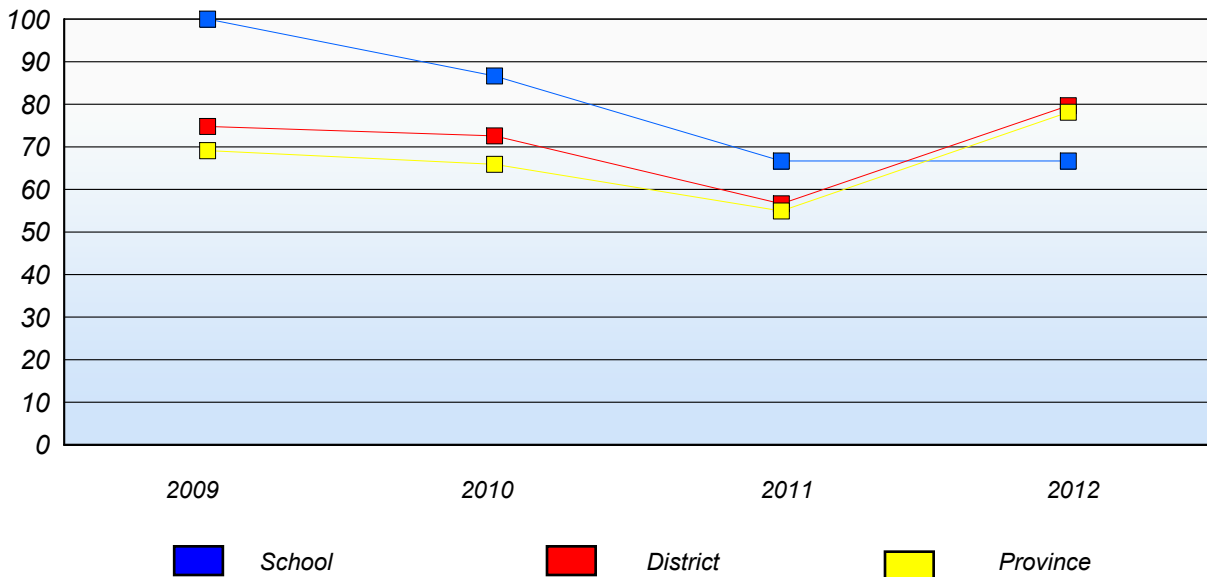
District 2 - Western

School #: 397 Belanger Memorial School

Demand Writing
 Percentage of students at level 3 or above (2009 - 2012)



Reading
 Percentage of students at level 3 or above (2009 - 2012)



* In some cases, CRT numbers may exceed AGR numbers based on late enrolments. Pie chart is based on the number of students who wrote the CRT.

* Reading score is composite of Non Fiction and Poetry.

Mushuau Innu Natuashish School and Sheshatshiu Innu School are excluded from district and provincial results.

District 2 - Western

School #: 474 Cloud River Academy

Demand Writing

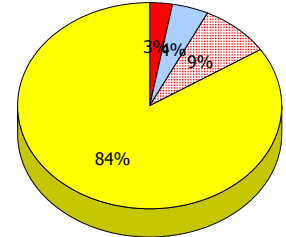
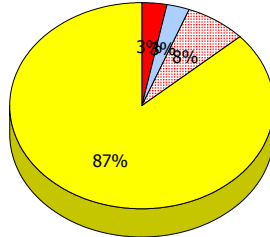
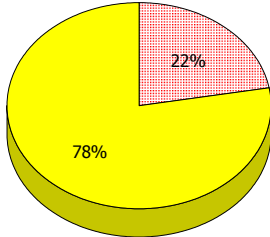
School

District

Province

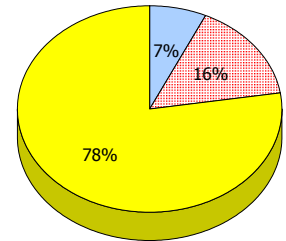
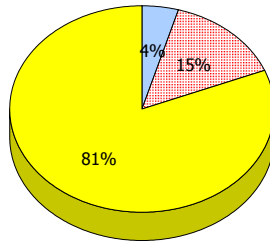
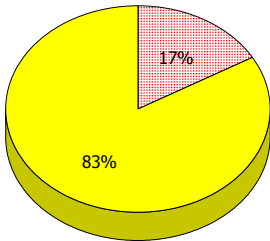
2012

Apr 30,
2012 (11)



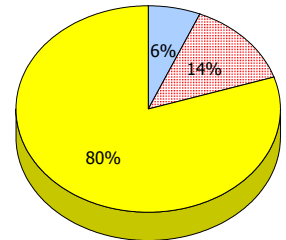
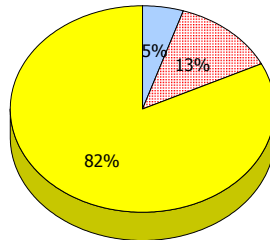
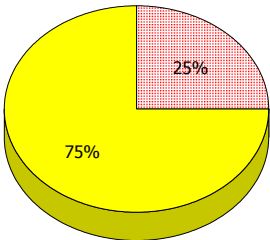
2011

AGR (0)



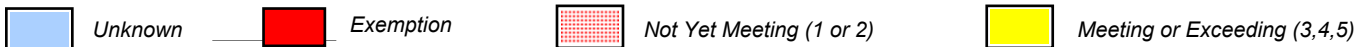
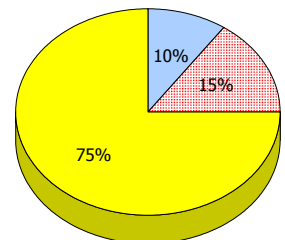
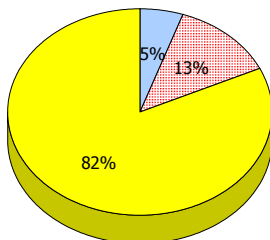
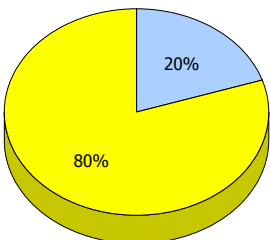
2010

AGR (16)



2009

AGR (10)



* In some cases, CRT numbers may exceed AGR numbers based on late enrolments. Pie chart is based on the number of students who wrote the CRT.

* Reading score is composite of Non Fiction and Poetry.

Mushuau Innu Natuashish School and Sheshatshiu Innu School are excluded from district and provincial results.

District 2 - Western

School #: 474 Cloud River Academy

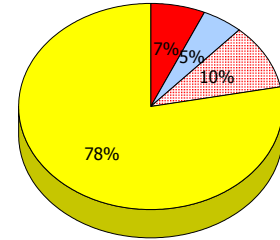
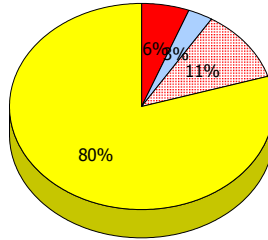
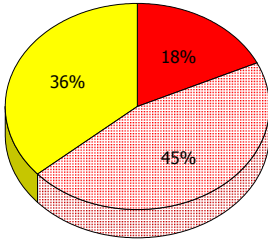
Reading

School

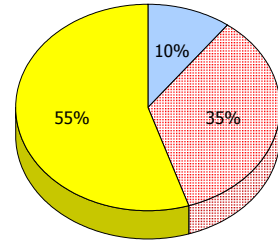
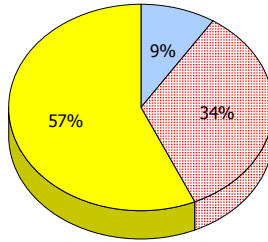
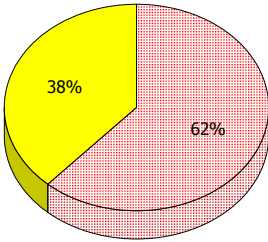
District

Province

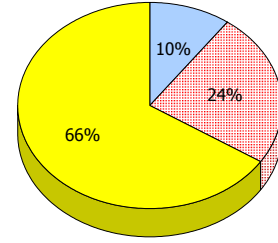
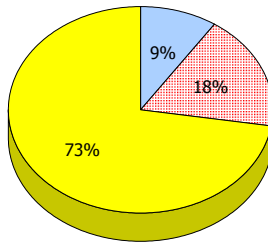
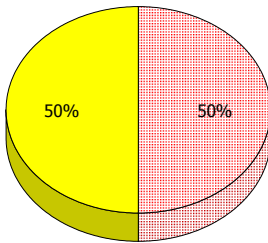
2012
Apr 30,
2012 (11)



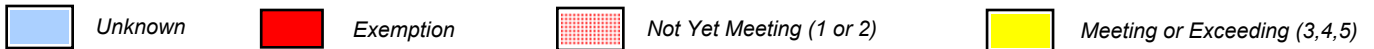
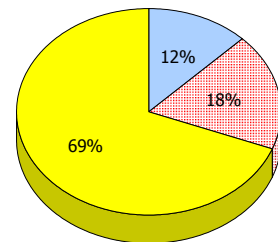
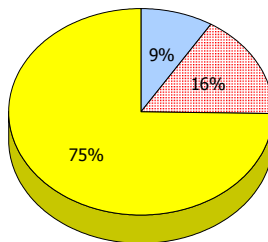
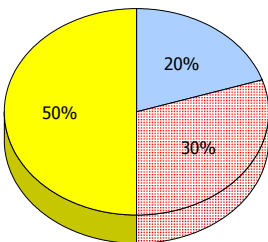
2011
AGR (0)



2010
AGR (16)



2009
AGR (10)



* In some cases, CRT numbers may exceed AGR numbers based on late enrolments. Pie chart is based on the number of students who wrote the CRT.

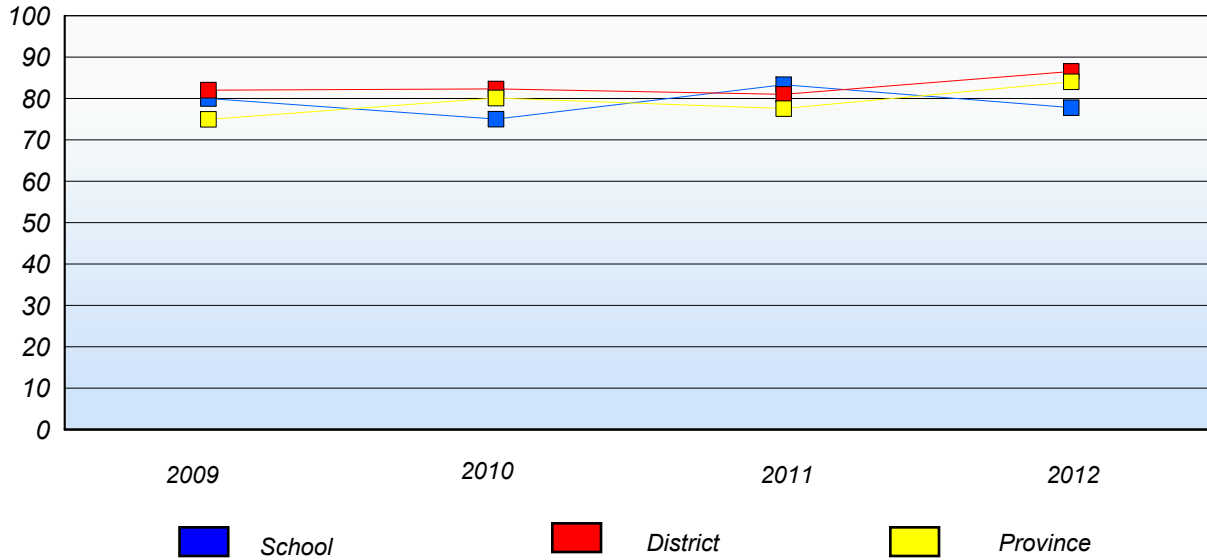
* Reading score is composite of Non Fiction and Poetry.

Mushuau Innu Natuashish School and Sheshatshiu Innu School are excluded from district and provincial results.

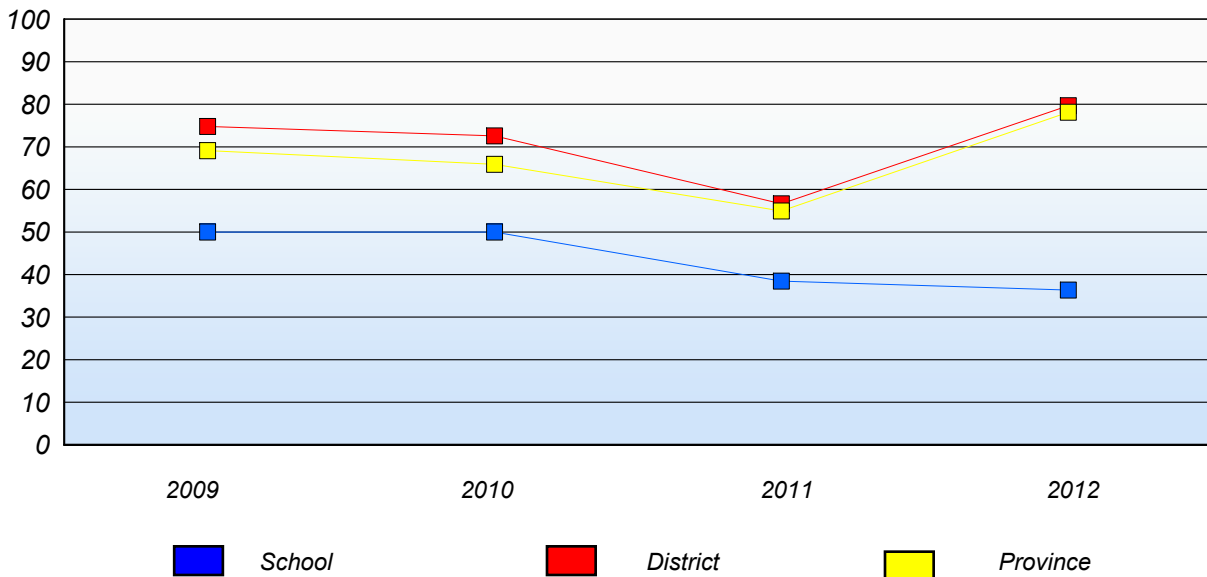
District 2 - Western

School #: 474 Cloud River Academy

Demand Writing
Percentage of students at level 3 or above (2009 - 2012)



Reading
Percentage of students at level 3 or above (2009 - 2012)



* In some cases, CRT numbers may exceed AGR numbers based on late enrolments. Pie chart is based on the number of students who wrote the CRT.

* Reading score is composite of Non Fiction and Poetry.

Mushuau Innu Natuashish School and Sheshatshiu Innu School are excluded from district and provincial results.

District 2 - Western

School #: 475 Viking Trail Academy

Demand Writing

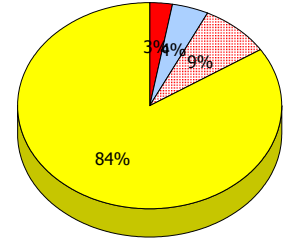
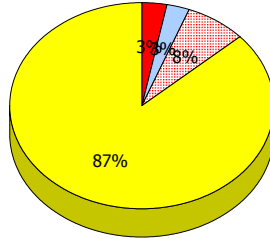
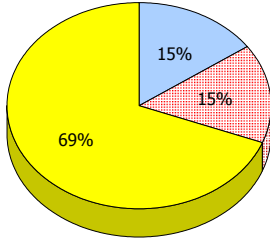
School

District

Province

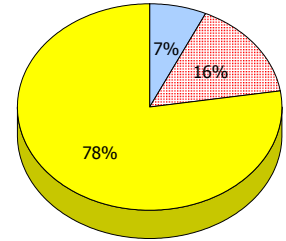
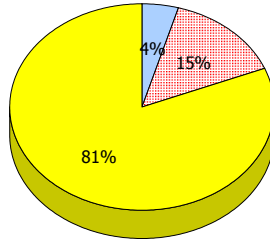
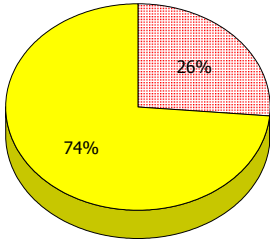
2012

Apr 30,
2012 (13)



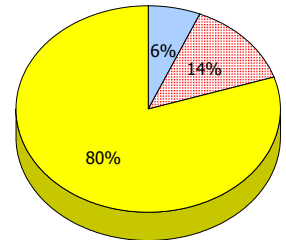
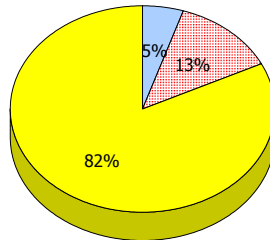
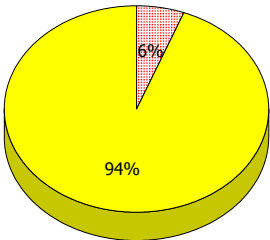
2011

AGR (19)



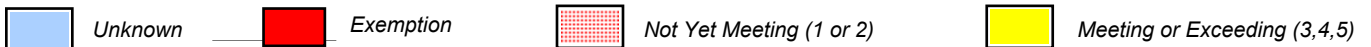
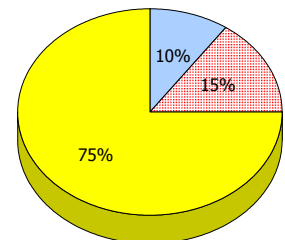
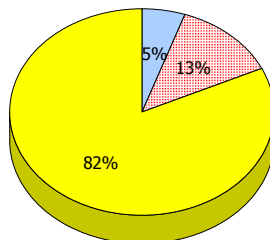
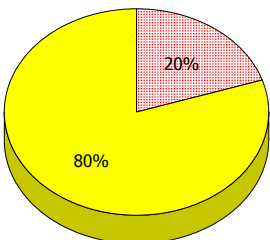
2010

AGR (17)



2009

AGR (15)



* In some cases, CRT numbers may exceed AGR numbers based on late enrolments. Pie chart is based on the number of students who wrote the CRT.

* Reading score is composite of Non Fiction and Poetry.

Mushuau Innu Natuashish School and Sheshatshiu Innu School are excluded from district and provincial results.

Source: Division of Evaluation and Research, Department of Education

District 2 - Western

School #: 475 Viking Trail Academy

Reading

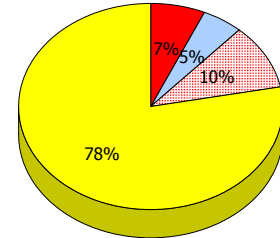
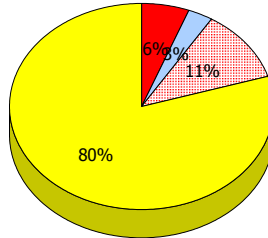
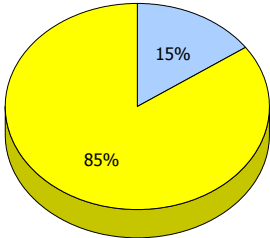
School

District

Province

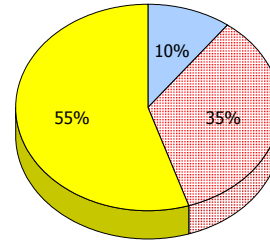
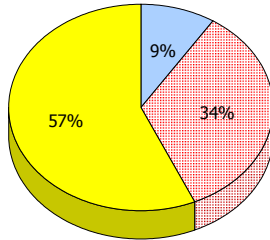
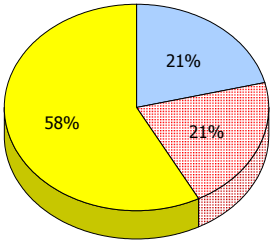
2012

Apr 30,
2012 (13)



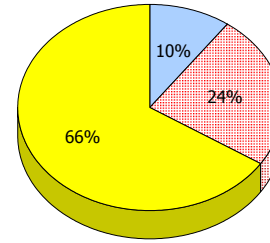
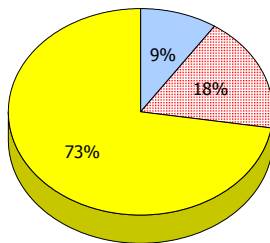
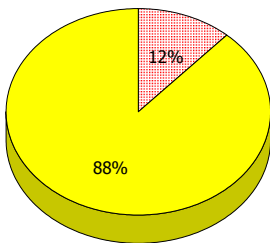
2011

AGR (19)



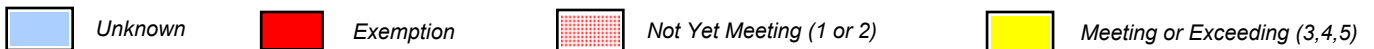
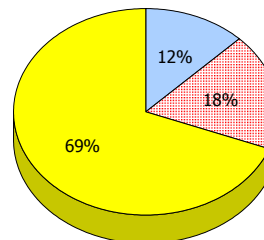
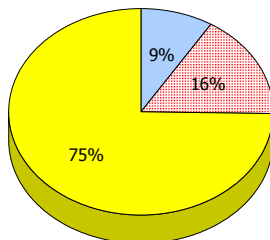
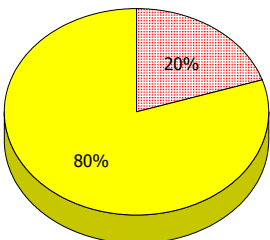
2010

AGR (17)



2009

AGR (15)



* In some cases, CRT numbers may exceed AGR numbers based on late enrolments. Pie chart is based on the number of students who wrote the CRT.

* Reading score is composite of Non Fiction and Poetry.

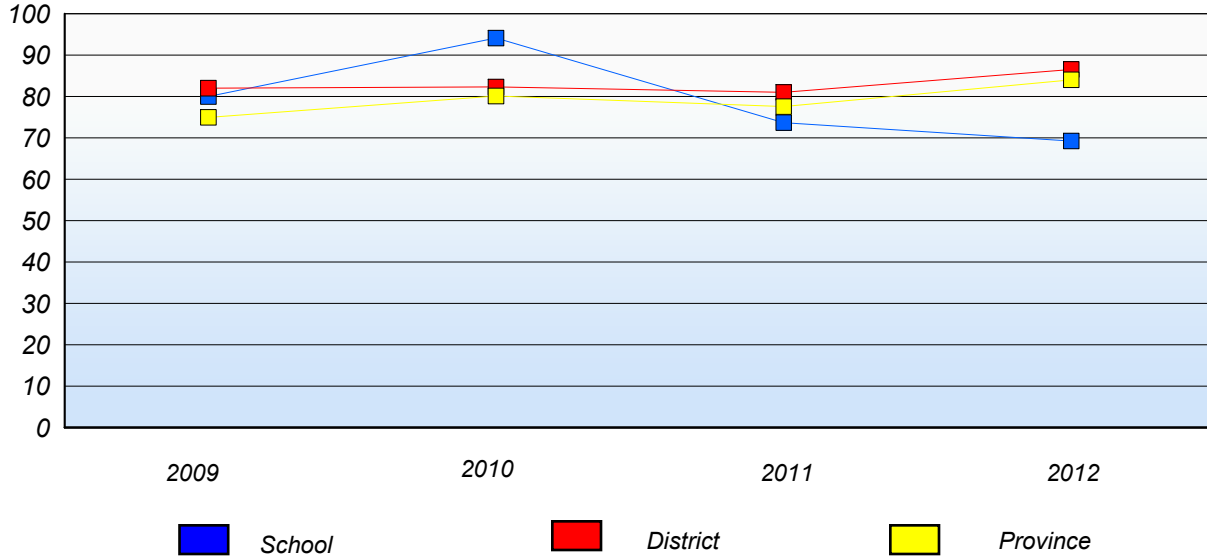
Mushuau Innu Natuashish School and Sheshatshiu Innu School are excluded from district and provincial results.

Source: Division of Evaluation and Research, Department of Education

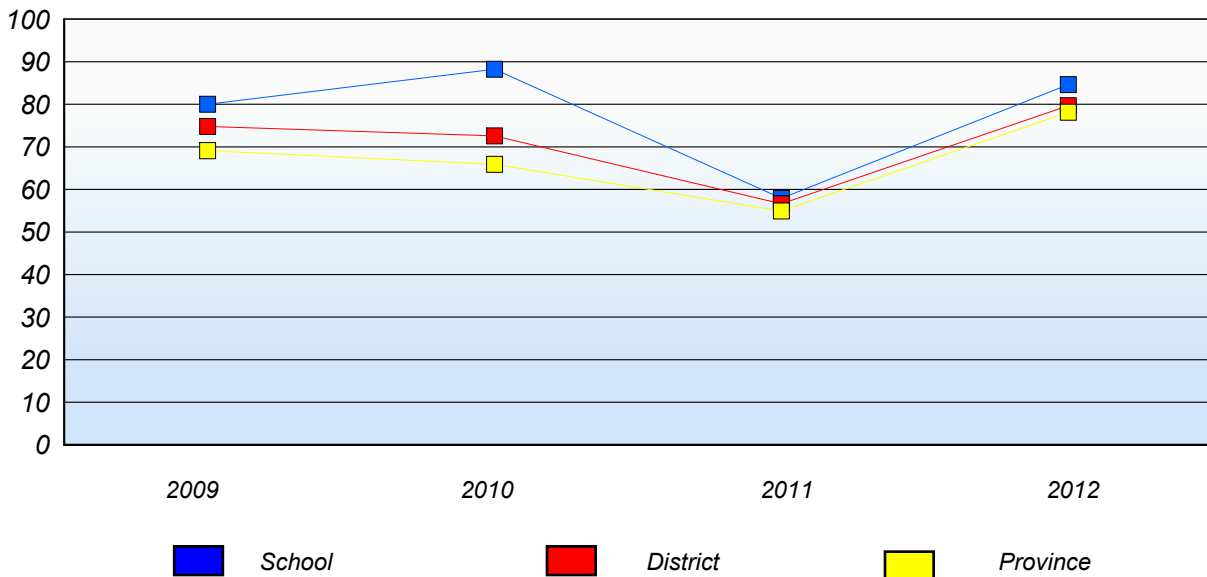
District 2 - Western

School #: 475 Viking Trail Academy

Demand Writing
 Percentage of students at level 3 or above (2009 - 2012)



Reading
 Percentage of students at level 3 or above (2009 - 2012)



* In some cases, CRT numbers may exceed AGR numbers based on late enrolments. Pie chart is based on the number of students who wrote the CRT.

* Reading score is composite of Non Fiction and Poetry.

Mushuau Innu Natuashish School and Sheshatshiu Innu School are excluded from district and provincial results.

District 2 - Western

School #: 487 Labrador Straits Academy

Demand Writing

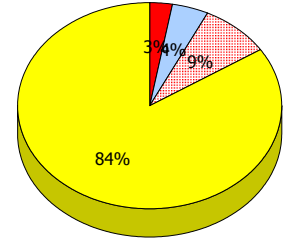
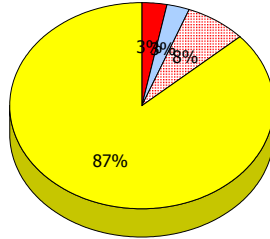
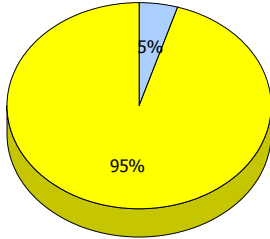
School

District

Province

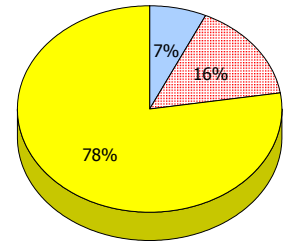
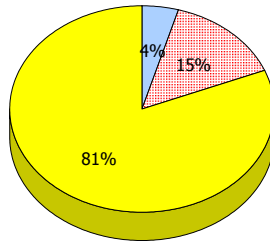
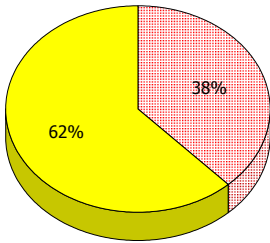
2012

Apr 30,
2012 (21)



2011

AGR (21)

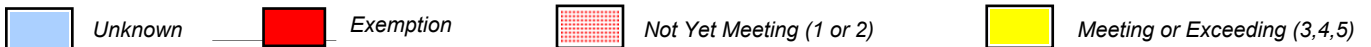


2010

AGR (0)

2009

AGR (0)



* In some cases, CRT numbers may exceed AGR numbers based on late enrolments. Pie chart is based on the number of students who wrote the CRT.

* Reading score is composite of Non Fiction and Poetry.

Mushuau Innu Natuashish School and Sheshatshiu Innu School are excluded from district and provincial results.

Source: Division of Evaluation and Research, Department of Education

District 2 - Western

School #: 487 Labrador Straits Academy

Reading

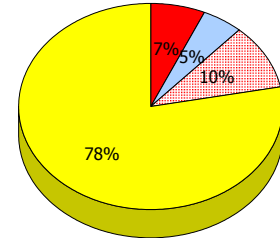
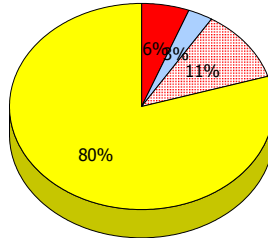
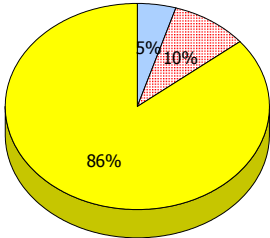
School

District

Province

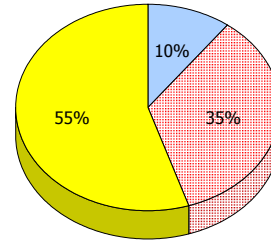
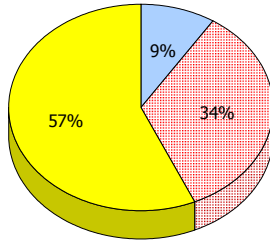
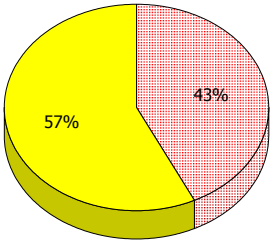
2012

Apr 30,
2012 (21)



2011

AGR (21)

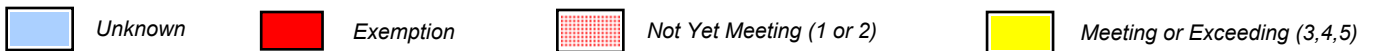


2010

AGR (0)

2009

AGR (0)



* In some cases, CRT numbers may exceed AGR numbers based on late enrolments. Pie chart is based on the number of students who wrote the CRT.

* Reading score is composite of Non Fiction and Poetry.

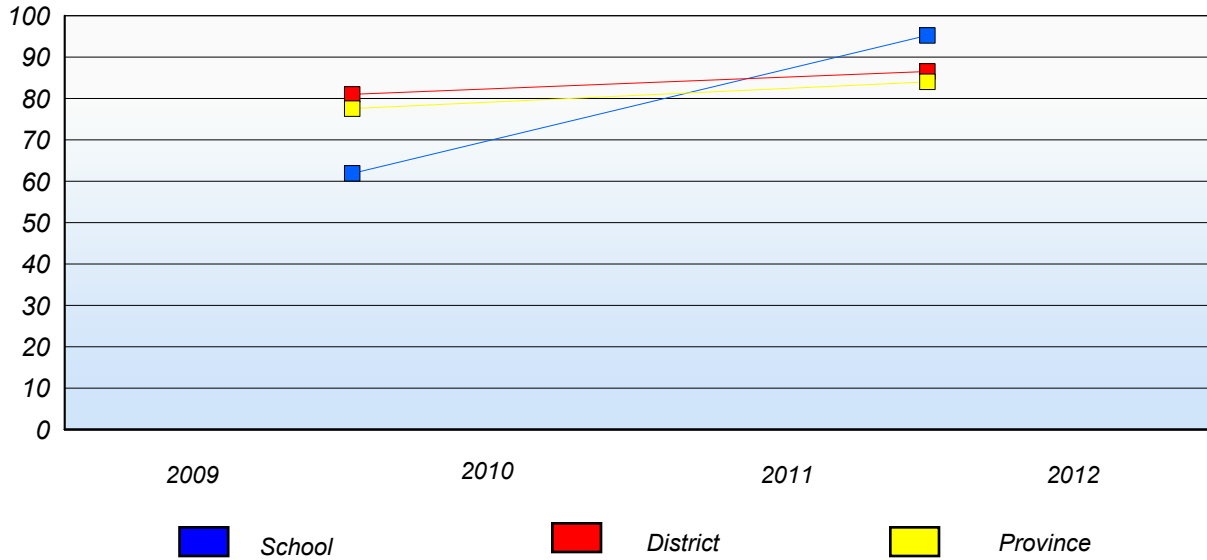
Mushuau Innu Natuashish School and Sheshatshiu Innu School are excluded from district and provincial results.

District 2 - Western

School #: 487 Labrador Straits Academy

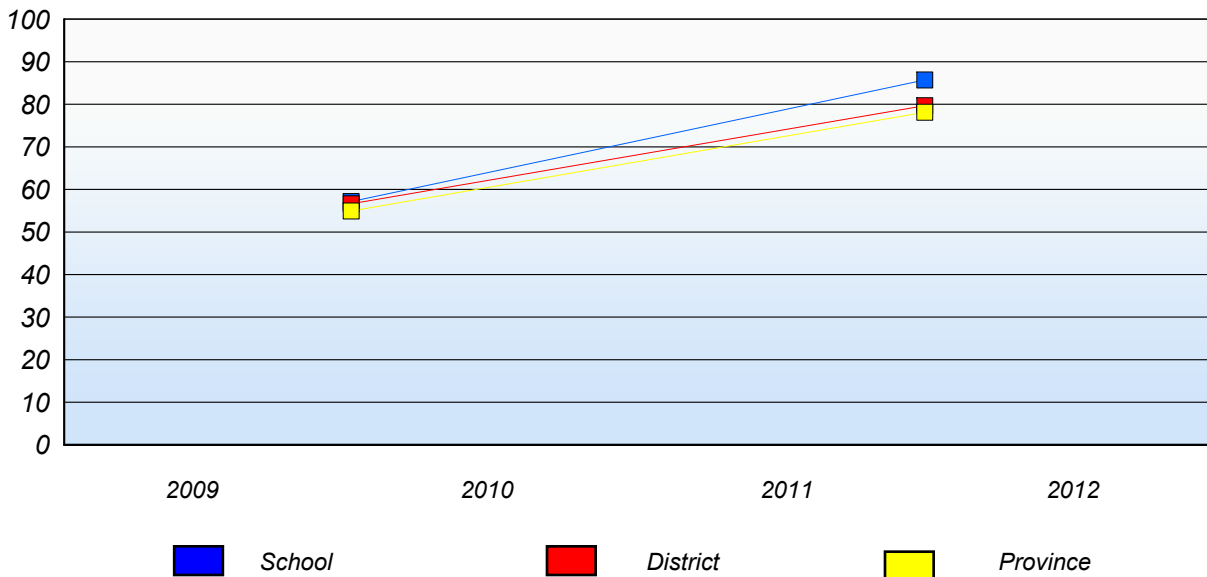
Demand Writing

Percentage of students at level 3 or above (2009 - 2012)



Reading

Percentage of students at level 3 or above (2009 - 2012)



* In some cases, CRT numbers may exceed AGR numbers based on late enrolments. Pie chart is based on the number of students who wrote the CRT.

* Reading score is composite of Non Fiction and Poetry.

Mushuau Innu Natuashish School and Sheshatshiu Innu School are excluded from district and provincial results.

District 2 - Western

School #: 488 French Shore Academy

Demand Writing

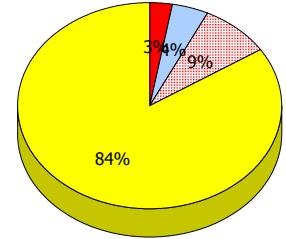
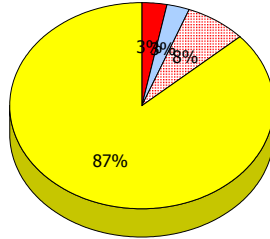
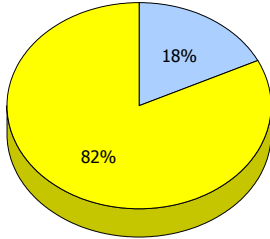
School

District

Province

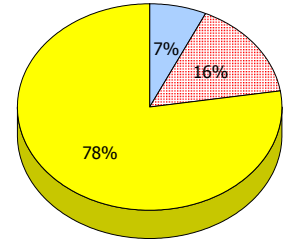
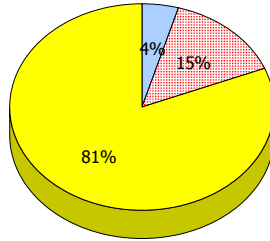
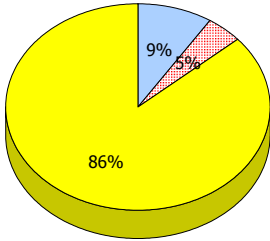
2012

Apr 30,
2012 (17)



2011

AGR (22)

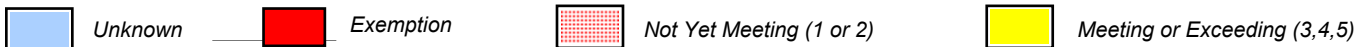


2010

AGR (0)

2009

AGR (0)



* In some cases, CRT numbers may exceed AGR numbers based on late enrolments. Pie chart is based on the number of students who wrote the CRT.

* Reading score is composite of Non Fiction and Poetry.

Mushuau Innu Natuashish School and Sheshatshiu Innu School are excluded from district and provincial results.

Source: Division of Evaluation and Research, Department of Education

District 2 - Western

School #: 488 French Shore Academy

Reading

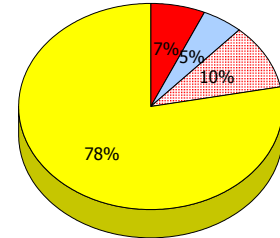
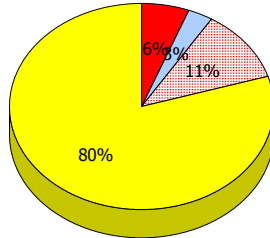
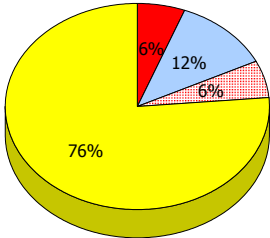
School

District

Province

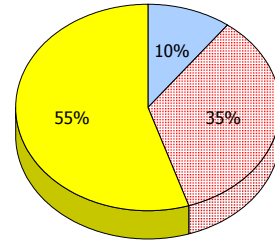
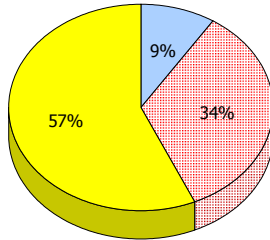
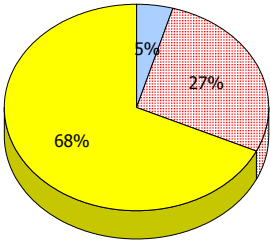
2012

Apr 30,
2012 (17)



2011

AGR (22)

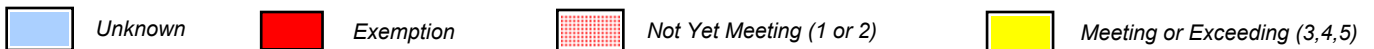


2010

AGR (0)

2009

AGR (0)



* In some cases, CRT numbers may exceed AGR numbers based on late enrolments. Pie chart is based on the number of students who wrote the CRT.

* Reading score is composite of Non Fiction and Poetry.

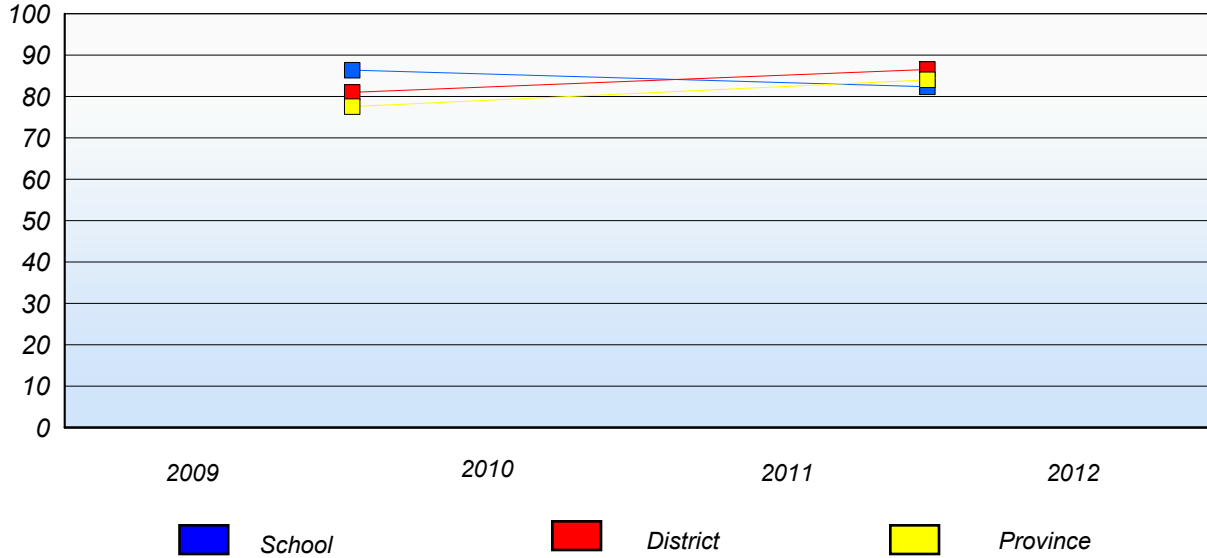
Mushuau Innu Natuashish School and Sheshatshiu Innu School are excluded from district and provincial results.

District 2 - Western

School #: 488 French Shore Academy

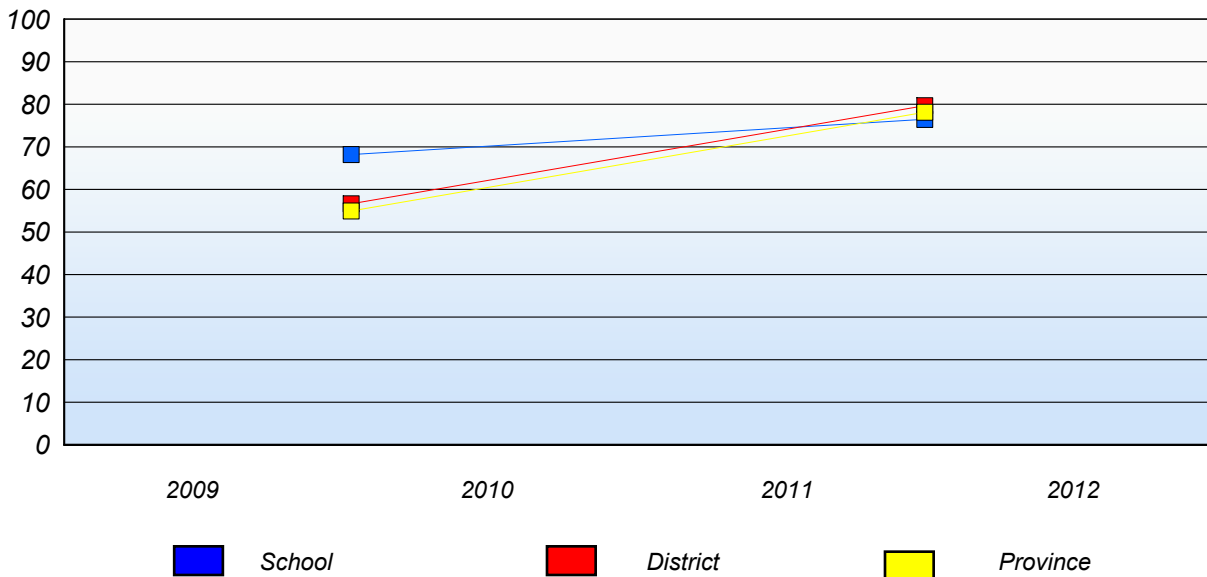
Demand Writing

Percentage of students at level 3 or above (2009 - 2012)



Reading

Percentage of students at level 3 or above (2009 - 2012)



* In some cases, CRT numbers may exceed AGR numbers based on late enrolments. Pie chart is based on the number of students who wrote the CRT.

* Reading score is composite of Non Fiction and Poetry.

Mushuau Innu Natuashish School and Sheshatshiu Innu School are excluded from district and provincial results.