

District 1 - Labrador

School #: 001 St. Peter's School

**Demand Writing**

**School**

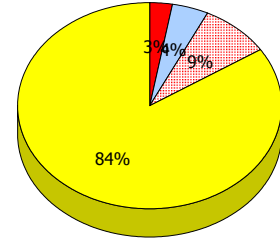
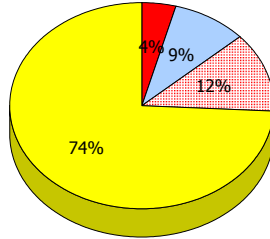
*School data with 5 or fewer students  
withheld for reasons of confidentiality.*

**District**

**Province**

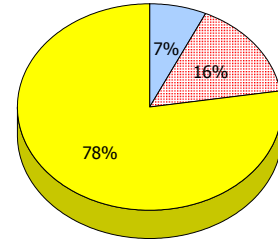
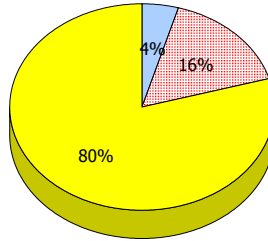
**2012**

Apr 30,  
2012 (1)



**2011**

AGR (4)

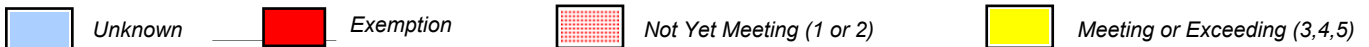


**2010**

AGR (0)

**2009**

AGR (0)



\* In some cases, CRT numbers may exceed AGR numbers based on late enrolments. Pie chart is based on the number of students who wrote the CRT.

\* Reading score is composite of Non Fiction and Poetry.

Mushuau Innu Natuashish School and Sheshatshiu Innu School are excluded from district and provincial results.

District 1 - Labrador

School #: 001 St. Peter's School

**School**

*School data with 5 or fewer students withheld for reasons of confidentiality.*

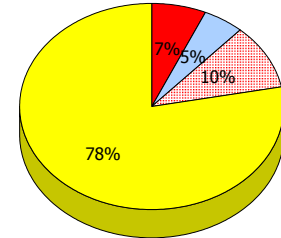
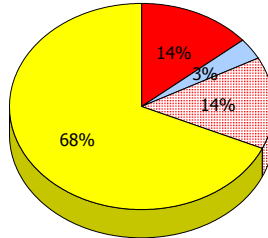
**Reading**

**District**

**Province**

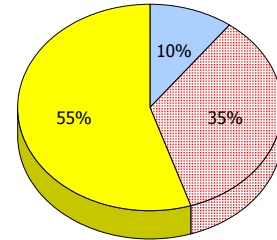
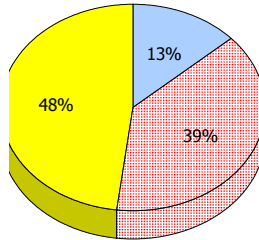
**2012**

Apr 30, 2012 (1)



**2011**

AGR (4)

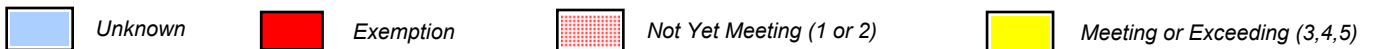


**2010**

AGR (0)

**2009**

AGR (0)



\* In some cases, CRT numbers may exceed AGR numbers based on late enrolments. Pie chart is based on the number of students who wrote the CRT.

\* Reading score is composite of Non Fiction and Poetry.

Mushuau Innu Natuashish School and Sheshatshiu Innu School are excluded from district and provincial results.

District 1 - Labrador

School #: 001      St. Peter's School

**Demand Writing**

*Percentage of students at level 3 or above (2009 - 2012)*

*School data with 5 or fewer students withheld for reasons of confidentiality.*



**Reading**

*Percentage of students at level 3 or above (2009 - 2012)*

*School data with 5 or fewer students withheld for reasons of confidentiality.*



\* In some cases, CRT numbers may exceed AGR numbers based on late enrolments. Pie chart is based on the number of students who wrote the CRT.

\* Reading score is composite of Non Fiction and Poetry.

Mushuau Innu Natuashish School and Sheshatshiu Innu School are excluded from district and provincial results.

District 1 - Labrador

School #: 007 Amos Comenius Memorial School

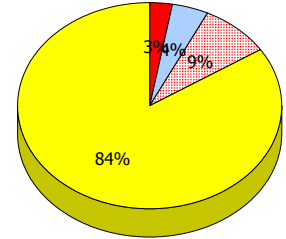
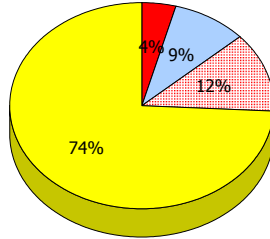
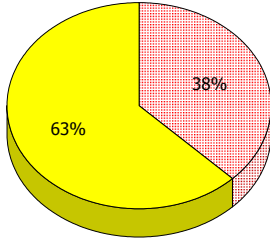
**Demand Writing**

**School**

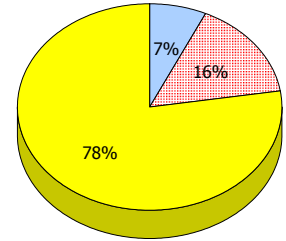
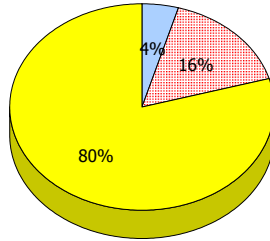
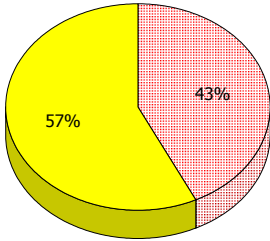
**District**

**Province**

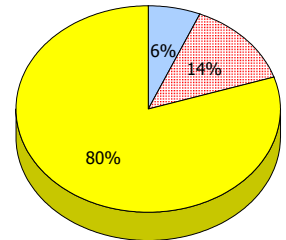
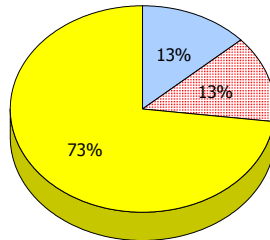
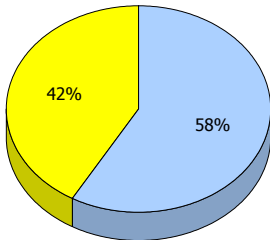
**2012**  
Apr 30,  
2012 (8)



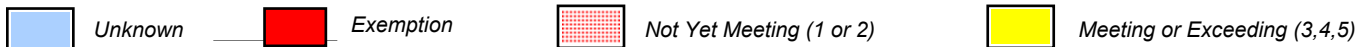
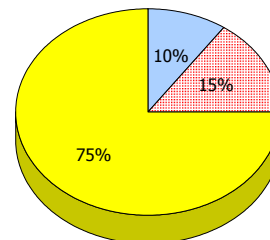
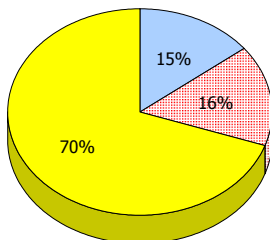
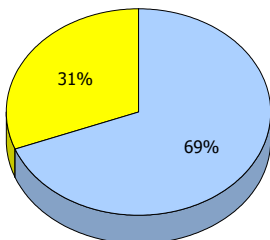
**2011**  
AGR (5)



**2010**  
AGR (12)



**2009**  
AGR (13)



\* In some cases, CRT numbers may exceed AGR numbers based on late enrolments. Pie chart is based on the number of students who wrote the CRT.

\* Reading score is composite of Non Fiction and Poetry.

Mushuau Innu Natuashish School and Sheshatshiu Innu School are excluded from district and provincial results.

Source: Division of Evaluation and Research, Department of Education

District 1 - Labrador

School #: 007 Amos Comenius Memorial School

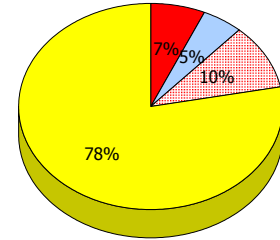
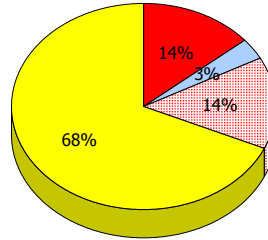
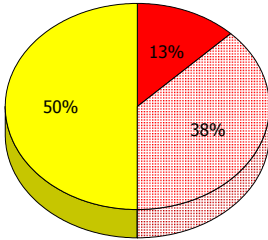
**Reading**

**School**

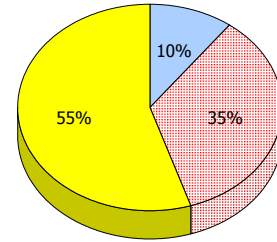
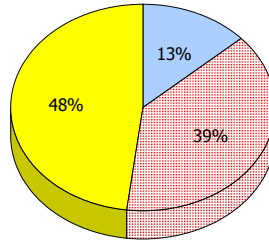
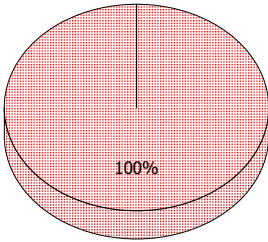
**District**

**Province**

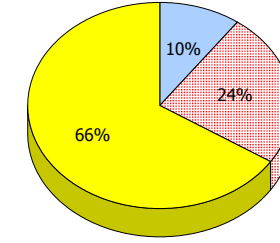
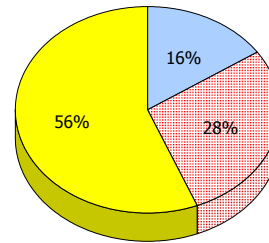
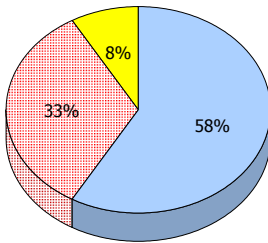
**2012**  
Apr 30,  
2012 (8)



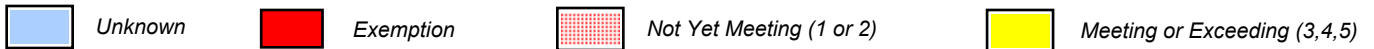
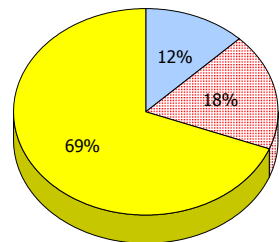
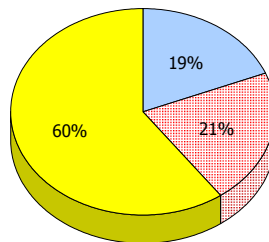
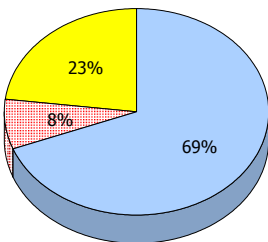
**2011**  
AGR (5)



**2010**  
AGR (12)



**2009**  
AGR (13)



\* In some cases, CRT numbers may exceed AGR numbers based on late enrolments. Pie chart is based on the number of students who wrote the CRT.

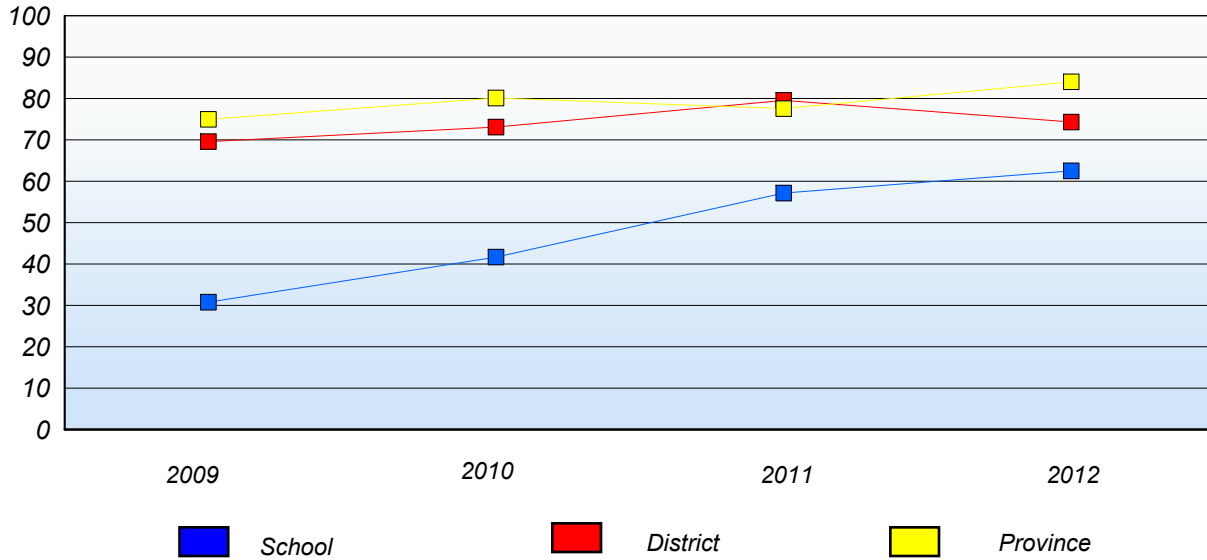
\* Reading score is composite of Non Fiction and Poetry.

Mushuau Innu Natuashish School and Sheshatshiu Innu School are excluded from district and provincial results.

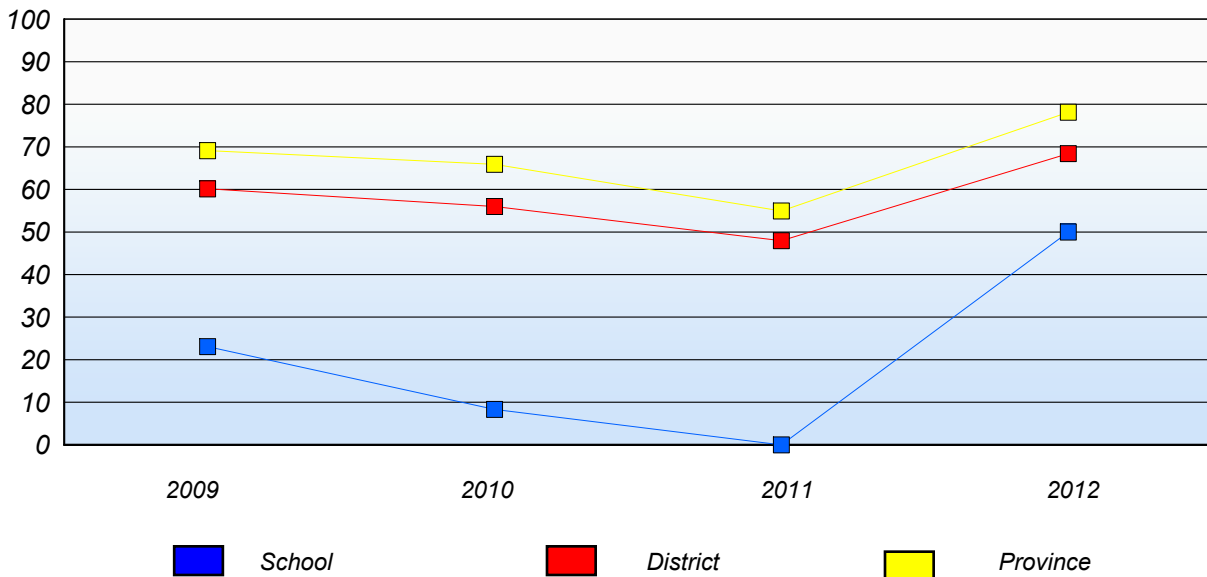
District 1 - Labrador

School #: 007      Amos Comenius Memorial School

**Demand Writing**  
 Percentage of students at level 3 or above (2009 - 2012)



**Reading**  
 Percentage of students at level 3 or above (2009 - 2012)



\* In some cases, CRT numbers may exceed AGR numbers based on late enrolments. Pie chart is based on the number of students who wrote the CRT.

\* Reading score is composite of Non Fiction and Poetry.

Mushuau Innu Natuashish School and Sheshatshiu Innu School are excluded from district and provincial results.

Source: Division of Evaluation and Research, Department of Education

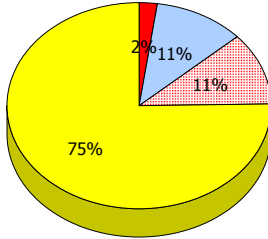
District 1 - Labrador

School #: 010 Menihek High School

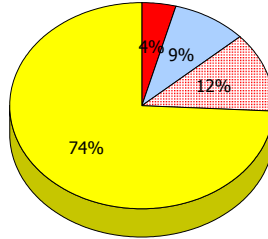
**Demand Writing**

**2012**  
Apr 30,  
2012  
(142)

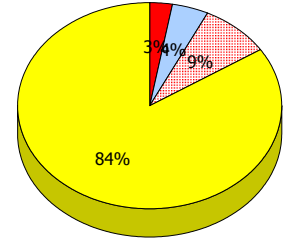
**School**



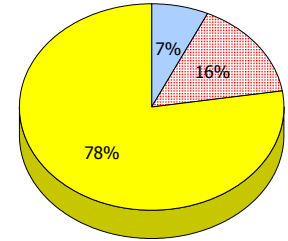
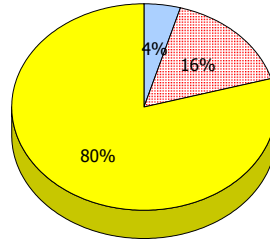
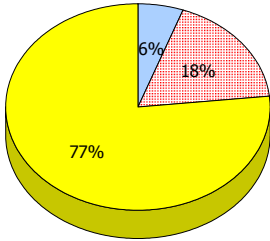
**District**



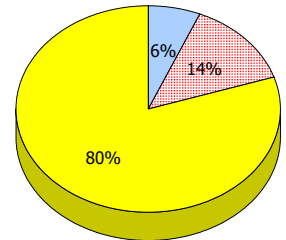
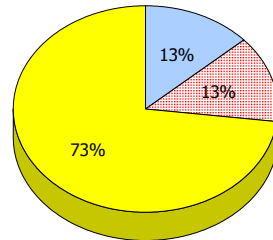
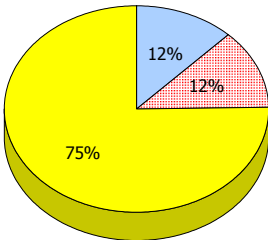
**Province**



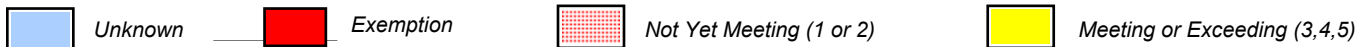
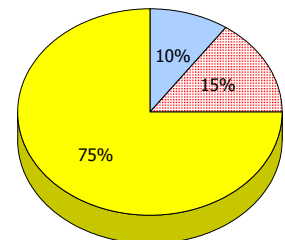
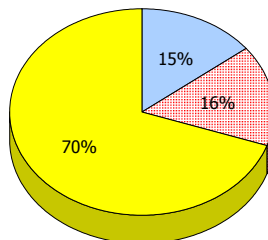
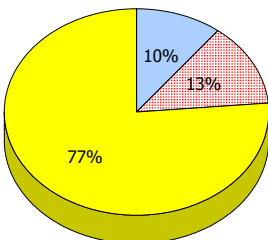
**2011**  
AGR (125)



**2010**  
AGR (122)



**2009**  
AGR (115)



\* In some cases, CRT numbers may exceed AGR numbers based on late enrolments. Pie chart is based on the number of students who wrote the CRT.

\* Reading score is composite of Non Fiction and Poetry.

Mushuau Innu Natuashish School and Sheshatshiu Innu School are excluded from district and provincial results.

Source: Division of Evaluation and Research, Department of Education

District 1 - Labrador

School #: 010 Menihek High School

**Reading**

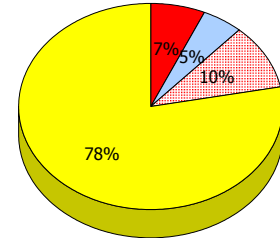
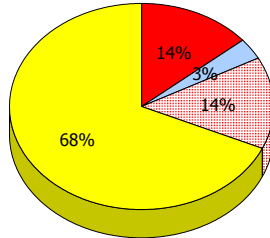
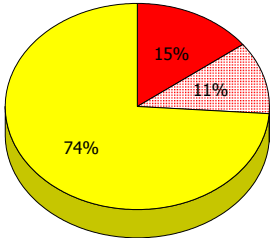
**School**

**District**

**Province**

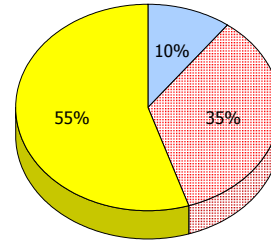
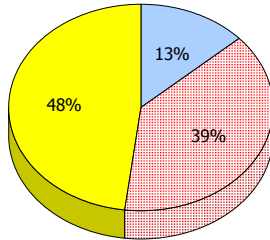
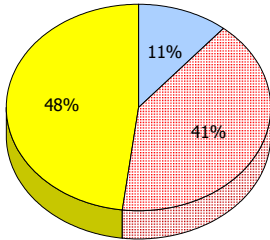
**2012**

Apr 30,  
2012  
(142)



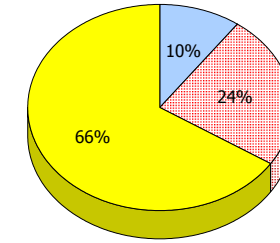
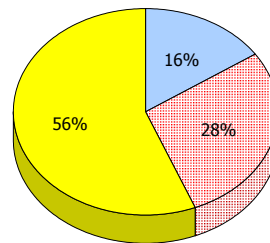
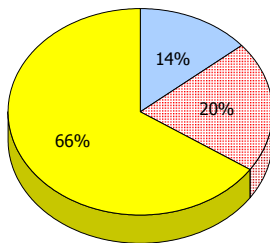
**2011**

AGR (125)



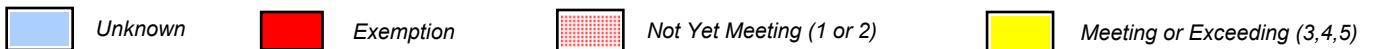
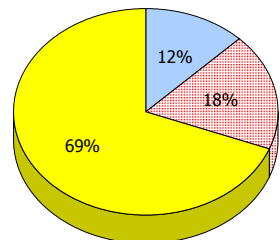
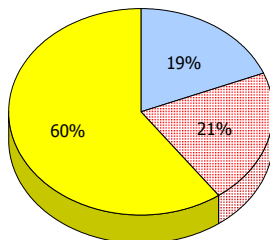
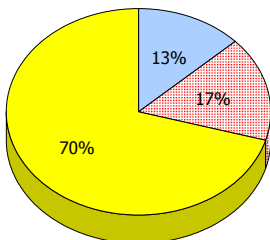
**2010**

AGR (122)



**2009**

AGR (115)



\* In some cases, CRT numbers may exceed AGR numbers based on late enrolments. Pie chart is based on the number of students who wrote the CRT.

\* Reading score is composite of Non Fiction and Poetry.

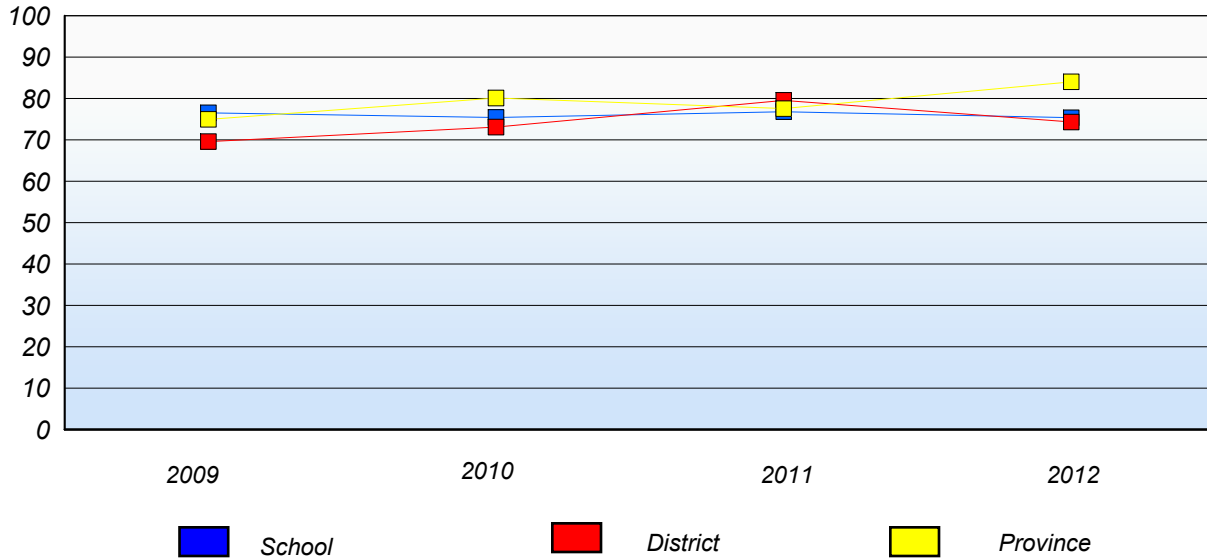
Mushuau Innu Natuashish School and Sheshatshiu Innu School are excluded from district and provincial results.



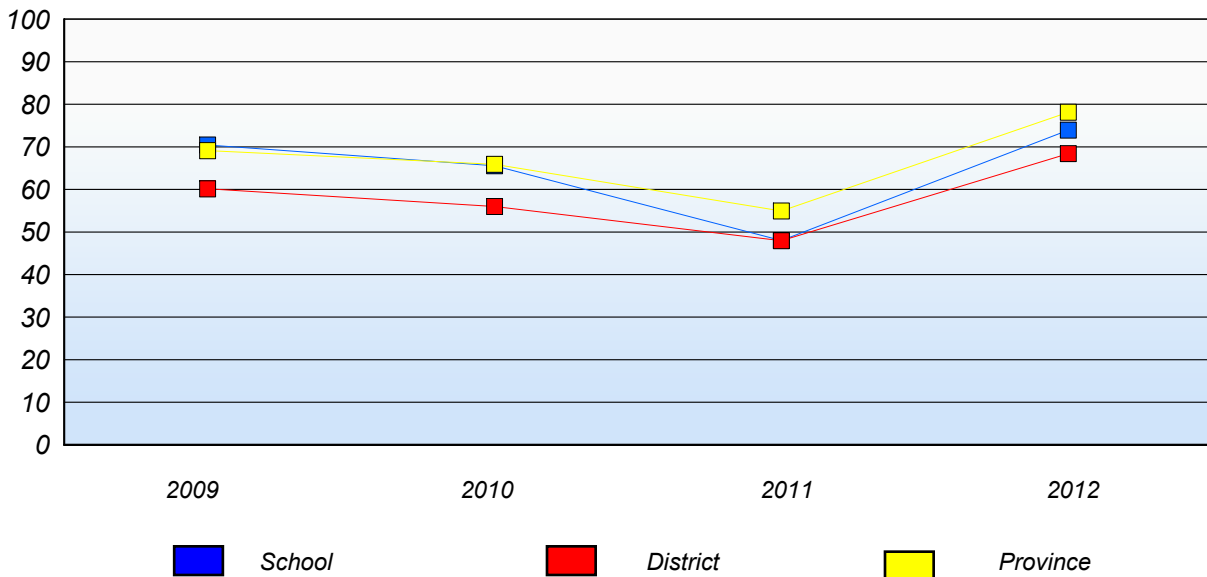
District 1 - Labrador

School #: 010      Menihek High School

**Demand Writing**  
 Percentage of students at level 3 or above (2009 - 2012)



**Reading**  
 Percentage of students at level 3 or above (2009 - 2012)



\* In some cases, CRT numbers may exceed AGR numbers based on late enrolments. Pie chart is based on the number of students who wrote the CRT.

\* Reading score is composite of Non Fiction and Poetry.

Mushuau Innu Natuashish School and Sheshatshiu Innu School are excluded from district and provincial results.

District 1 - Labrador

School #: 012 J.C. Erhardt Memorial School

**Demand Writing**

**School**

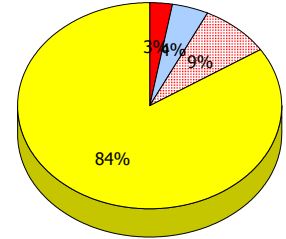
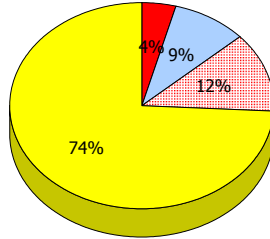
*School data with 5 or fewer students withheld for reasons of confidentiality.*

**District**

**Province**

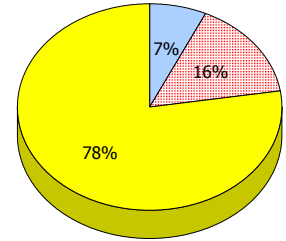
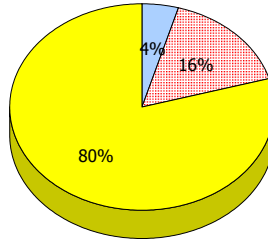
**2012**

Apr 30, 2012 (4)



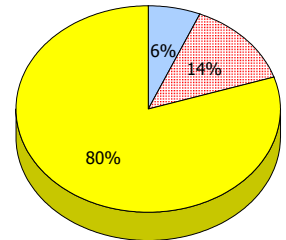
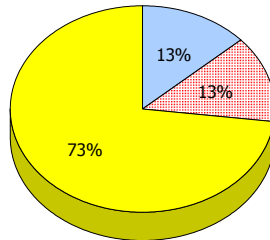
**2011**

AGR (5)



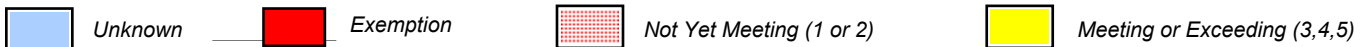
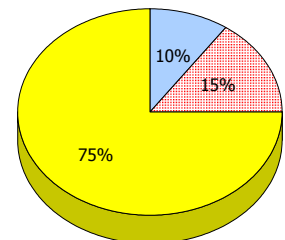
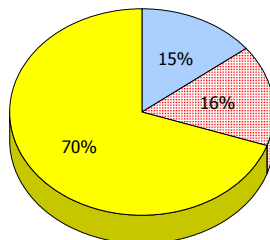
**2010**

AGR (2)



**2009**

AGR (4)



\* In some cases, CRT numbers may exceed AGR numbers based on late enrolments. Pie chart is based on the number of students who wrote the CRT.

\* Reading score is composite of Non Fiction and Poetry.

Mushuau Innu Natuashish School and Sheshatshiu Innu School are excluded from district and provincial results.

District 1 - Labrador

School #: 012 J.C. Erhardt Memorial School

**Reading**

**School**

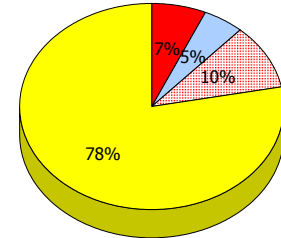
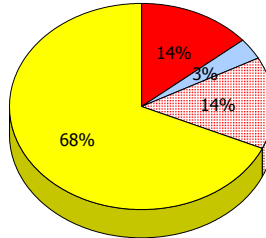
*School data with 5 or fewer students  
withheld for reasons of confidentiality.*

**District**

**Province**

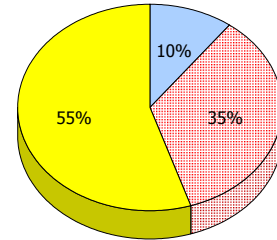
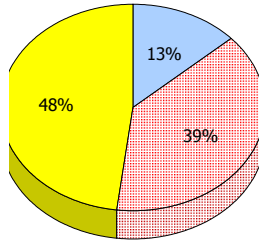
**2012**

Apr 30,  
2012 (4)



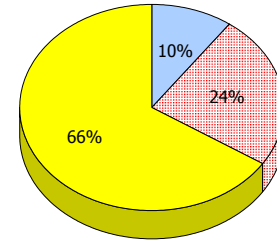
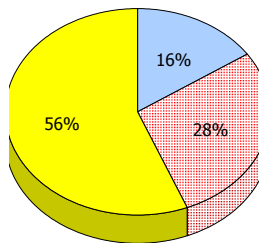
**2011**

AGR (5)



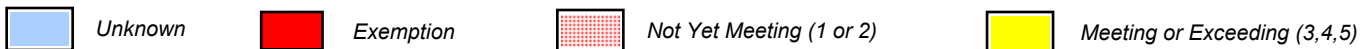
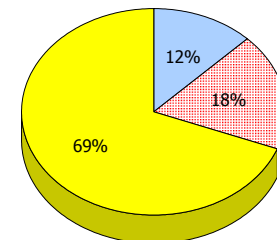
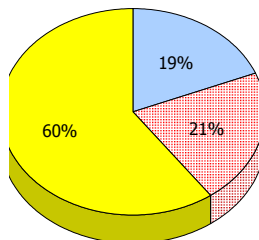
**2010**

AGR (2)



**2009**

AGR (4)



\* In some cases, CRT numbers may exceed AGR numbers based on late enrolments. Pie chart is based on the number of students who wrote the CRT.

\* Reading score is composite of Non Fiction and Poetry.

Mushuau Innu Natuashish School and Sheshatshiu Innu School are excluded from district and provincial results.



District 1 - Labrador

School #: 013 Mud Lake School

**Demand Writing**

**School**

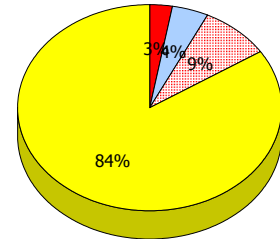
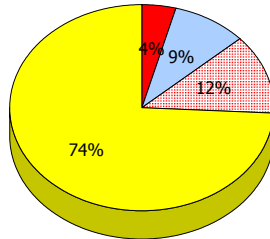
*School data with 5 or fewer students  
withheld for reasons of confidentiality.*

**District**

**Province**

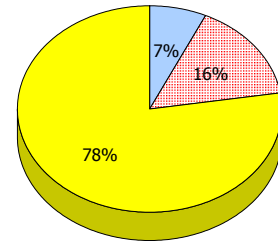
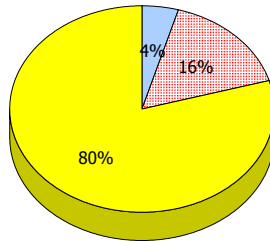
**2012**

Apr 30,  
2012 (1)



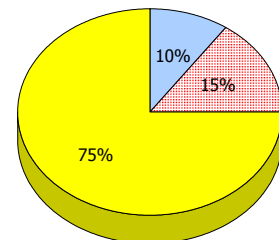
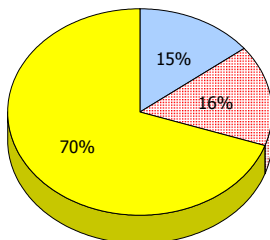
**2011**

AGR (1)



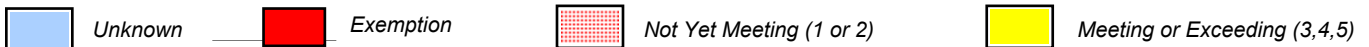
**2010**

AGR (0)



**2009**

AGR (2)



\* In some cases, CRT numbers may exceed AGR numbers based on late enrolments. Pie chart is based on the number of students who wrote the CRT.

\* Reading score is composite of Non Fiction and Poetry.

Mushuau Innu Natuashish School and Sheshatshiu Innu School are excluded from district and provincial results.

District 1 - Labrador

School #: 013 Mud Lake School

**School**

*School data with 5 or fewer students  
withheld for reasons of confidentiality.*

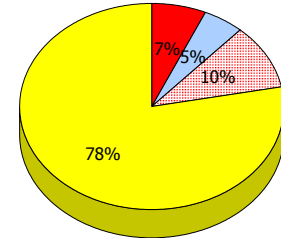
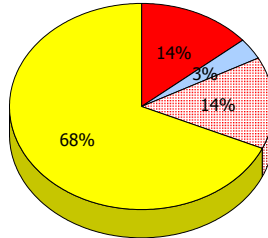
**Reading**

**District**

**Province**

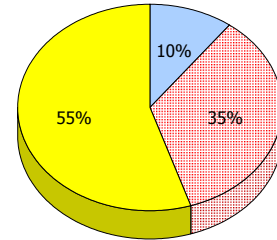
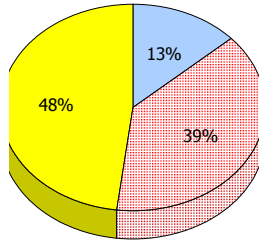
**2012**

Apr 30,  
2012 (1)



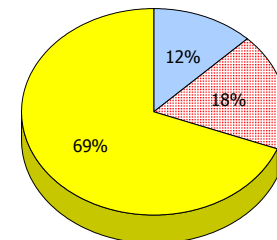
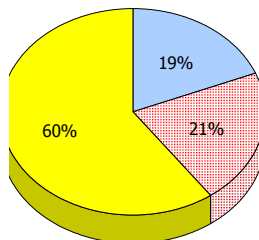
**2011**

AGR (1)



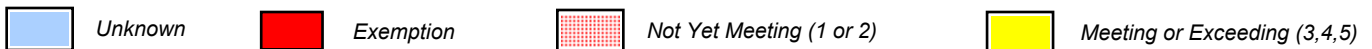
**2010**

AGR (0)



**2009**

AGR (2)



\* In some cases, CRT numbers may exceed AGR numbers based on late enrolments. Pie chart is based on the number of students who wrote the CRT.

\* Reading score is composite of Non Fiction and Poetry.

Mushuau Innu Natuashish School and Sheshatshiu Innu School are excluded from district and provincial results.

District 1 - Labrador

School #: 013      Mud Lake School

**Demand Writing**

*Percentage of students at level 3 or above (2009 - 2012)*

*School data with 5 or fewer students withheld for reasons of confidentiality.*



**Reading**

*Percentage of students at level 3 or above (2009 - 2012)*

*School data with 5 or fewer students withheld for reasons of confidentiality.*



\* In some cases, CRT numbers may exceed AGR numbers based on late enrolments. Pie chart is based on the number of students who wrote the CRT.

\* Reading score is composite of Non Fiction and Poetry.

Mushuau Innu Natuashish School and Sheshatshiu Innu School are excluded from district and provincial results.

District 1 - Labrador

School #: 014 Jens Haven Memorial

**Demand Writing**

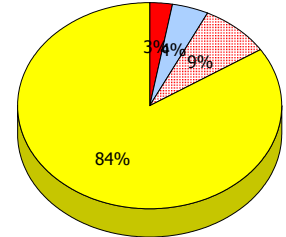
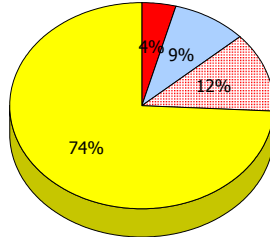
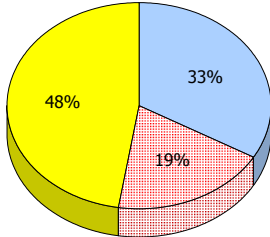
**School**

**District**

**Province**

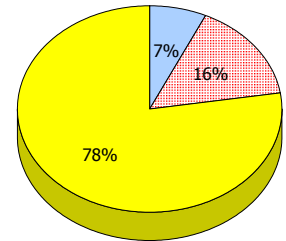
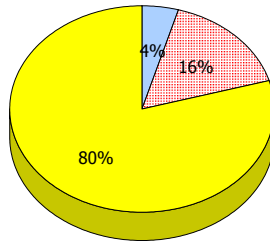
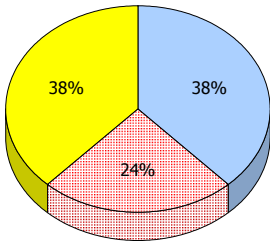
**2012**

Apr 30,  
2012 (21)



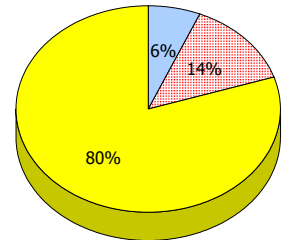
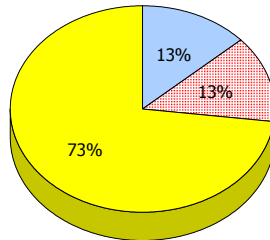
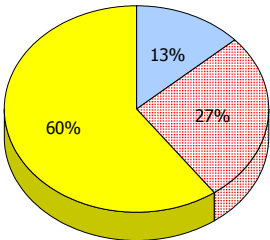
**2011**

AGR (21)



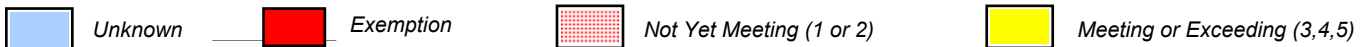
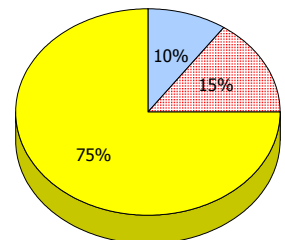
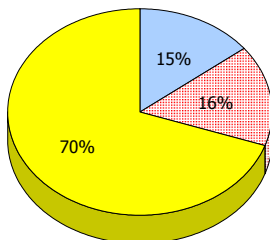
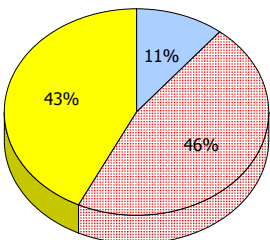
**2010**

AGR (15)



**2009**

AGR (28)



\* In some cases, CRT numbers may exceed AGR numbers based on late enrolments. Pie chart is based on the number of students who wrote the CRT.

\* Reading score is composite of Non Fiction and Poetry.

Mushuau Innu Natuashish School and Sheshatshiu Innu School are excluded from district and provincial results.

Source: Division of Evaluation and Research, Department of Education



District 1 - Labrador

School #: 014 Jens Haven Memorial

**Reading**

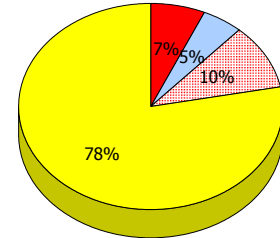
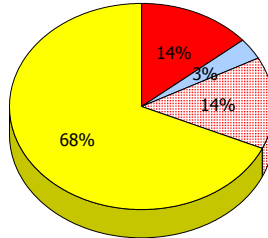
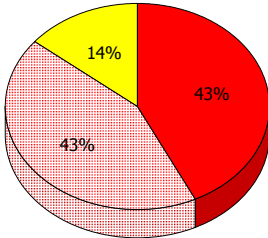
**School**

**District**

**Province**

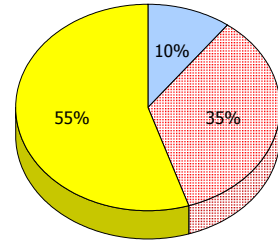
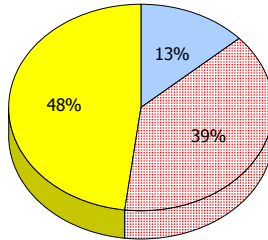
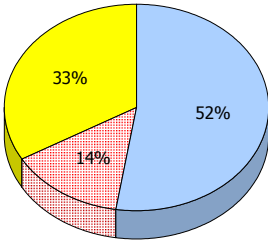
**2012**

Apr 30,  
2012 (21)



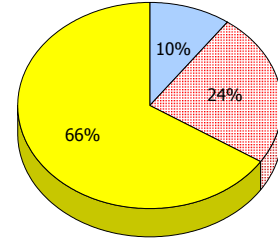
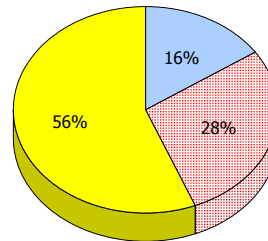
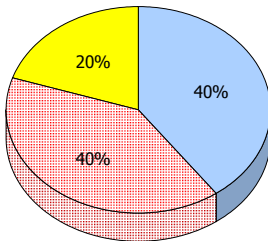
**2011**

AGR (21)



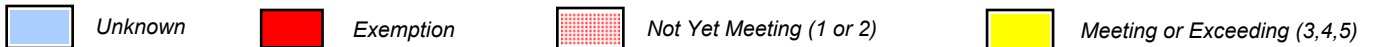
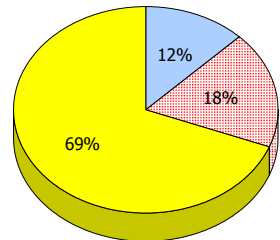
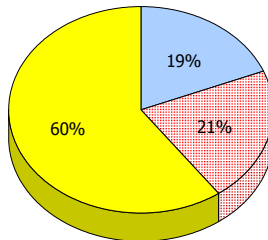
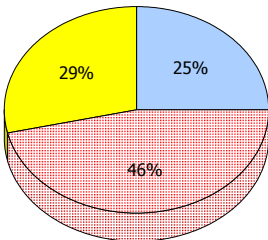
**2010**

AGR (15)



**2009**

AGR (28)



\* In some cases, CRT numbers may exceed AGR numbers based on late enrolments. Pie chart is based on the number of students who wrote the CRT.

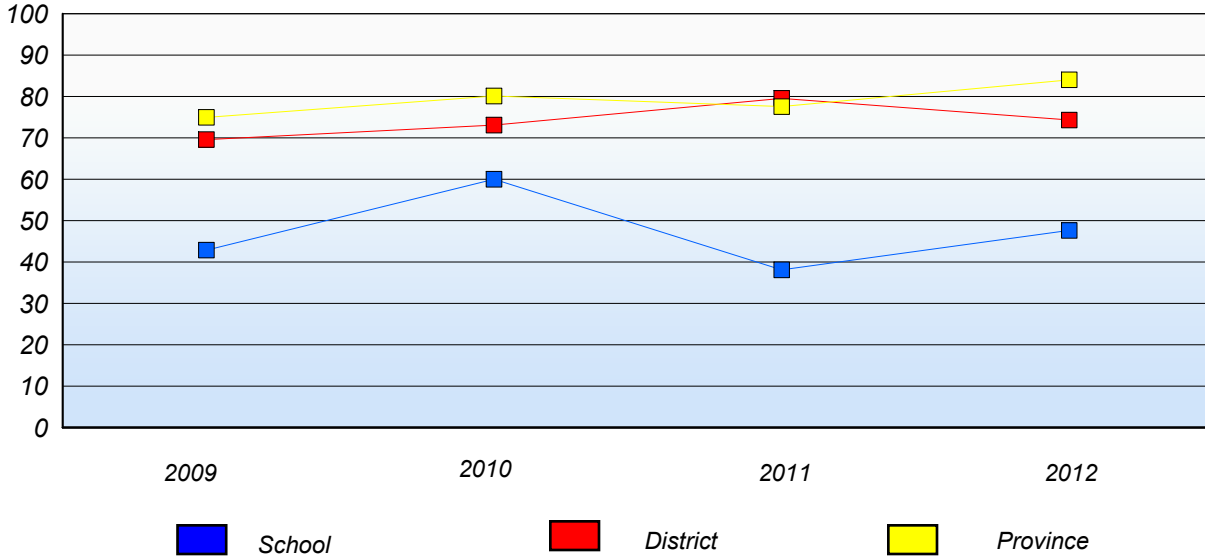
\* Reading score is composite of Non Fiction and Poetry.

Mushuau Innu Natuashish School and Sheshatshiu Innu School are excluded from district and provincial results.

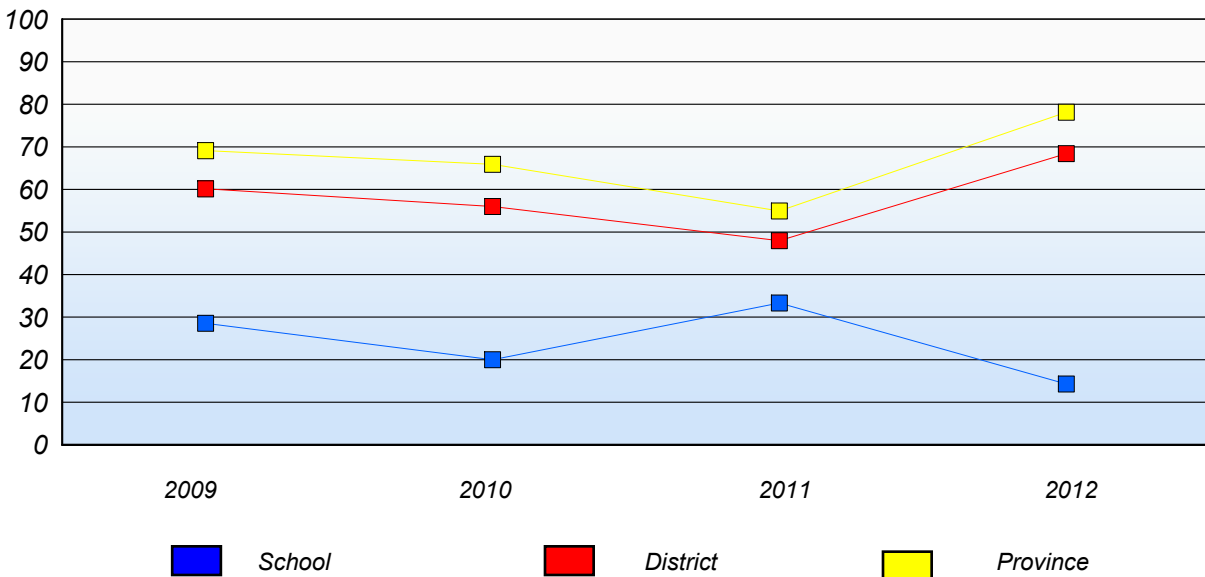
District 1 - Labrador

School #: 014      Jens Haven Memorial

**Demand Writing**  
 Percentage of students at level 3 or above (2009 - 2012)



**Reading**  
 Percentage of students at level 3 or above (2009 - 2012)



\* In some cases, CRT numbers may exceed AGR numbers based on late enrolments. Pie chart is based on the number of students who wrote the CRT.

\* Reading score is composite of Non Fiction and Poetry.

Mushuau Innu Natuashish School and Sheshatshiu Innu School are excluded from district and provincial results.

District 1 - Labrador

School #: 015 Lake Melville School

**Demand Writing**

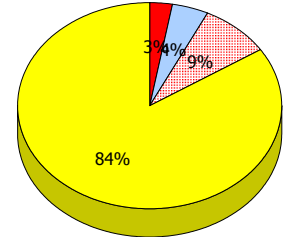
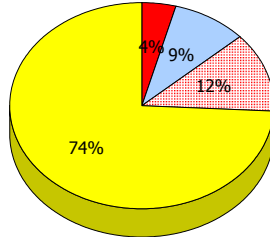
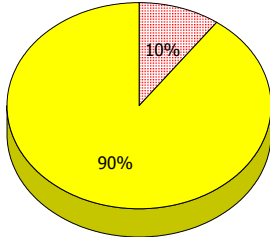
**School**

**District**

**Province**

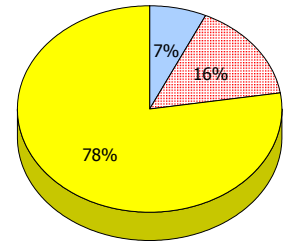
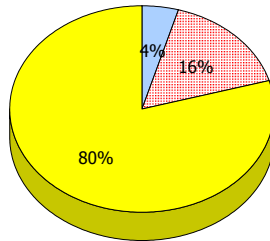
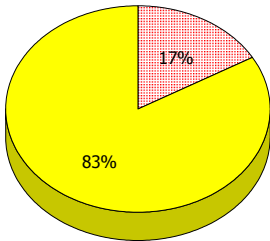
**2012**

Apr 30,  
2012 (10)



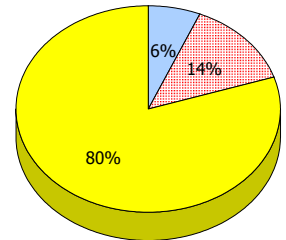
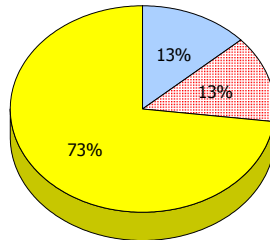
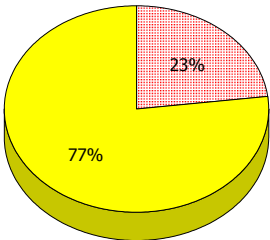
**2011**

AGR (0)



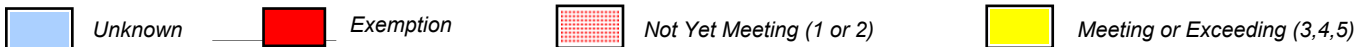
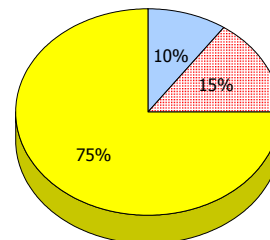
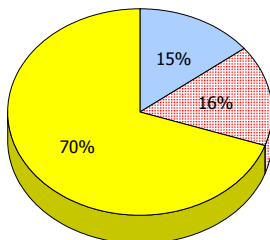
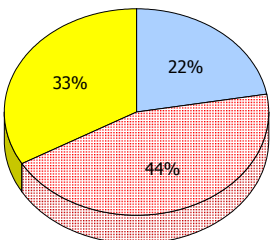
**2010**

AGR (11)



**2009**

AGR (9)



\* In some cases, CRT numbers may exceed AGR numbers based on late enrolments. Pie chart is based on the number of students who wrote the CRT.

\* Reading score is composite of Non Fiction and Poetry.

Mushuau Innu Natuashish School and Sheshatshiu Innu School are excluded from district and provincial results.

Source: Division of Evaluation and Research, Department of Education

District 1 - Labrador

School #: 015 Lake Melville School

**Reading**

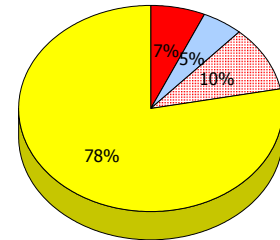
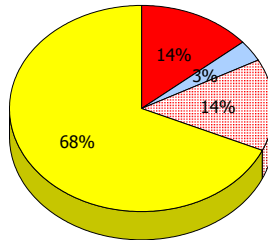
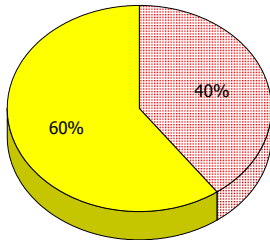
**School**

**District**

**Province**

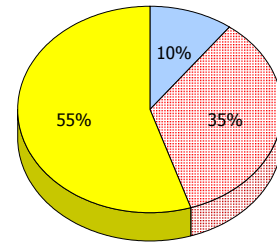
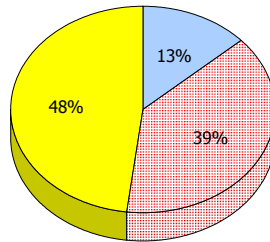
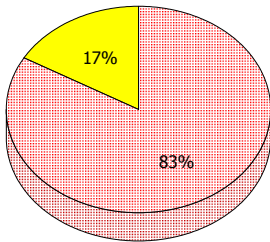
**2012**

Apr 30,  
2012 (10)



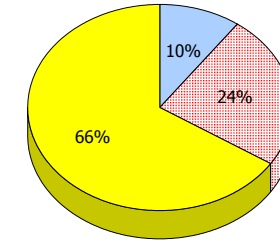
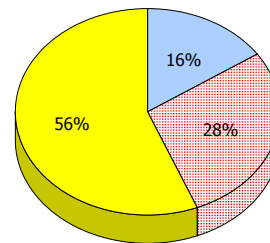
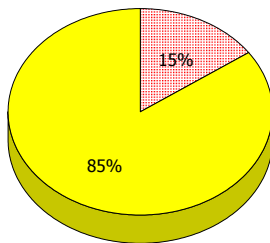
**2011**

AGR (0)



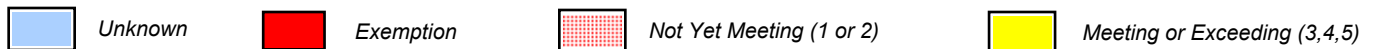
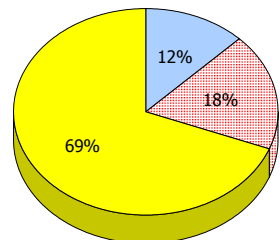
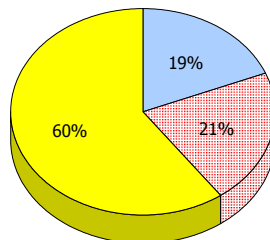
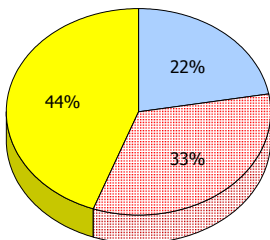
**2010**

AGR (11)



**2009**

AGR (9)



\* In some cases, CRT numbers may exceed AGR numbers based on late enrolments. Pie chart is based on the number of students who wrote the CRT.

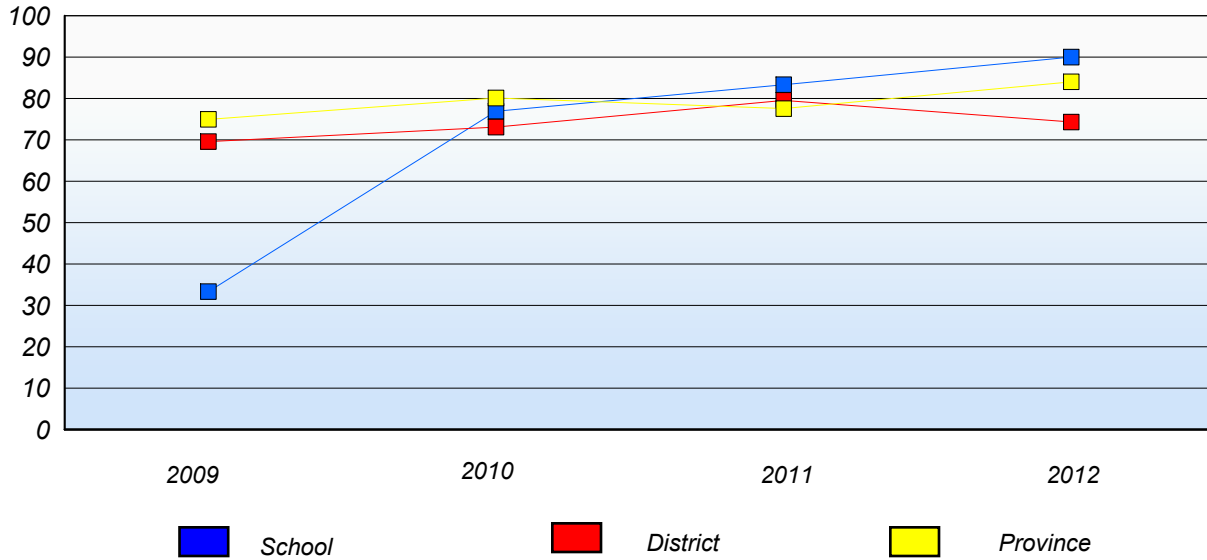
\* Reading score is composite of Non Fiction and Poetry.

Mushuau Innu Natuashish School and Sheshatshiu Innu School are excluded from district and provincial results.

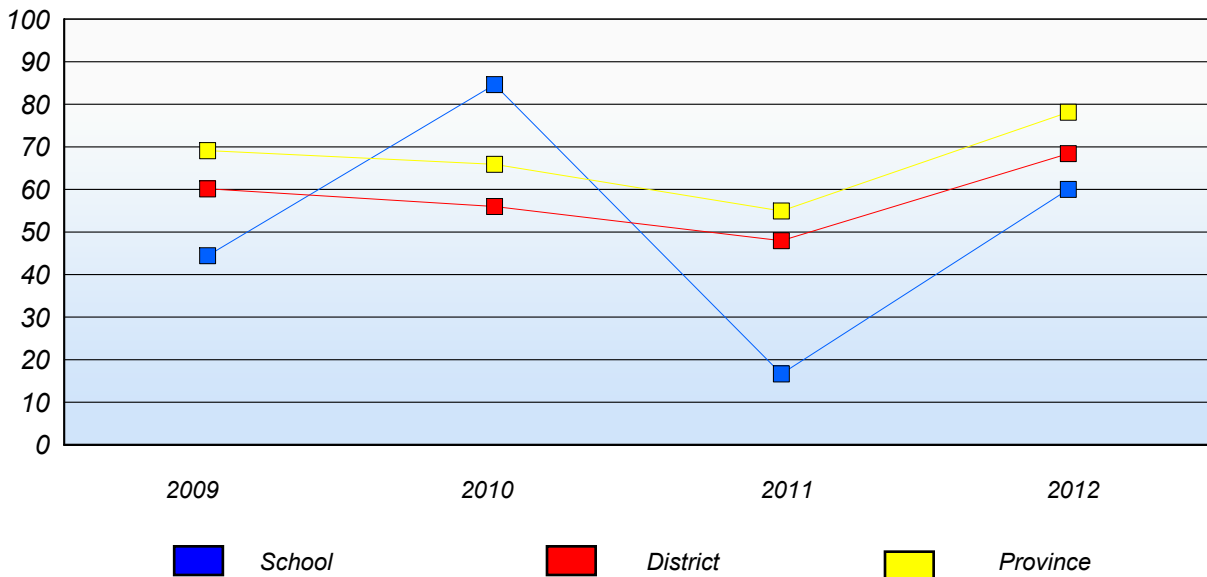
District 1 - Labrador

School #: 015      Lake Melville School

**Demand Writing**  
Percentage of students at level 3 or above (2009 - 2012)



**Reading**  
Percentage of students at level 3 or above (2009 - 2012)



\* In some cases, CRT numbers may exceed AGR numbers based on late enrolments. Pie chart is based on the number of students who wrote the CRT.

\* Reading score is composite of Non Fiction and Poetry.

Mushuau Innu Natuashish School and Sheshatshiu Innu School are excluded from district and provincial results.

District 1 - Labrador

School #: 016      B.L. Morrison

**Demand Writing**

**School**

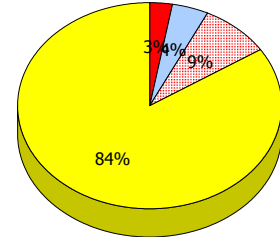
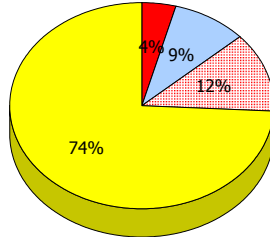
*School data with 5 or fewer students withheld for reasons of confidentiality.*

**District**

**Province**

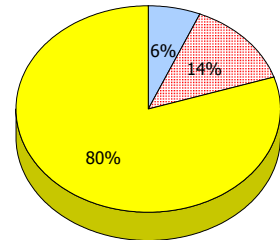
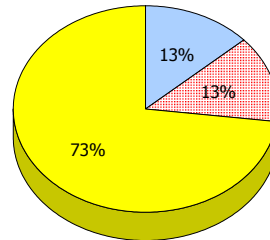
**2012**

Apr 30,  
2012 (4)



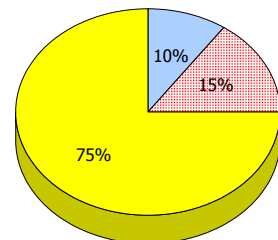
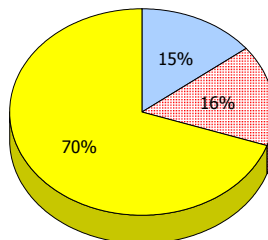
**2011**

AGR (0)



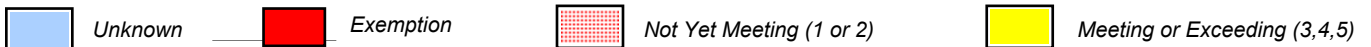
**2010**

AGR (3)



**2009**

AGR (4)



\* In some cases, CRT numbers may exceed AGR numbers based on late enrolments. Pie chart is based on the number of students who wrote the CRT.

\* Reading score is composite of Non Fiction and Poetry.

Mushuau Innu Natuashish School and Sheshatshiu Innu School are excluded from district and provincial results.

District 1 - Labrador

School #: 016 B.L. Morrison

**School**  
*School data with 5 or fewer students  
withheld for reasons of confidentiality.*

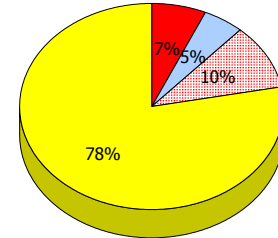
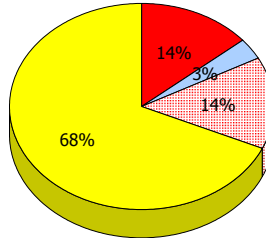
**Reading**

**District**

**Province**

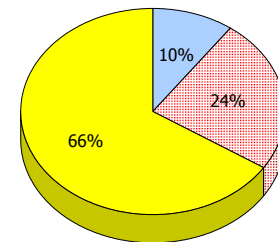
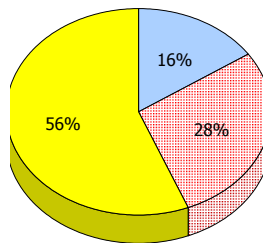
**2012**

Apr 30,  
2012 (4)



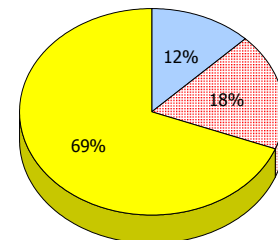
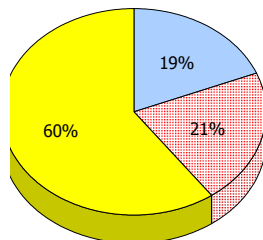
**2011**

AGR (0)



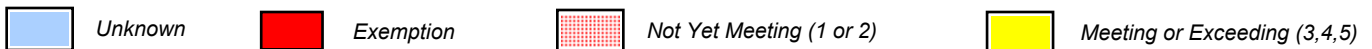
**2010**

AGR (3)



**2009**

AGR (4)



\* In some cases, CRT numbers may exceed AGR numbers based on late enrolments. Pie chart is based on the number of students who wrote the CRT.

\* Reading score is composite of Non Fiction and Poetry.

Mushuau Innu Natuashish School and Sheshatshiu Innu School are excluded from district and provincial results.

District 1 - Labrador

School #: 016      B.L. Morrison

**Demand Writing**

*Percentage of students at level 3 or above (2009 - 2012)*

*School data with 5 or fewer students withheld for reasons of confidentiality.*



**Reading**

*Percentage of students at level 3 or above (2009 - 2012)*

*School data with 5 or fewer students withheld for reasons of confidentiality.*



\* In some cases, CRT numbers may exceed AGR numbers based on late enrolments. Pie chart is based on the number of students who wrote the CRT.

\* Reading score is composite of Non Fiction and Poetry.

Mushuau Innu Natuashish School and Sheshatshiu Innu School are excluded from district and provincial results.



District 1 - Labrador

School #: 017 Northern Lights Academy

**Demand Writing**

**School**

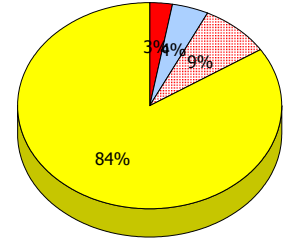
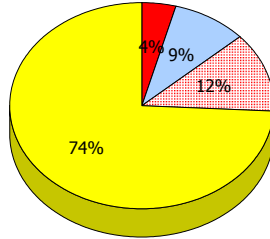
*School data with 5 or fewer students withheld for reasons of confidentiality.*

**District**

**Province**

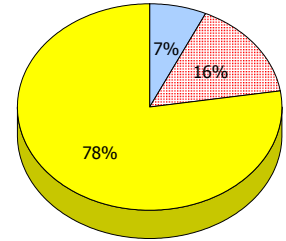
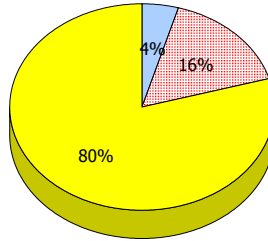
**2012**

Apr 30,  
2012 (2)



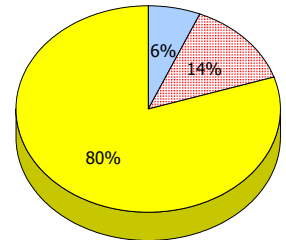
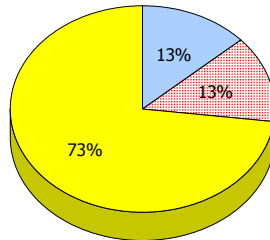
**2011**

AGR (1)



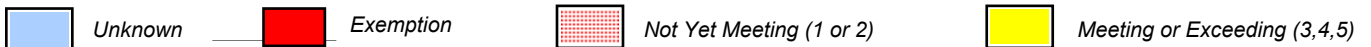
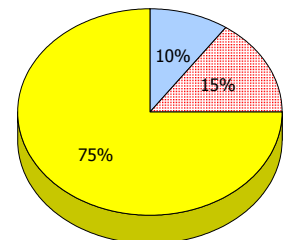
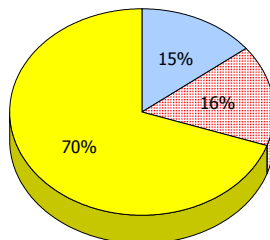
**2010**

AGR (3)



**2009**

AGR (3)



\* In some cases, CRT numbers may exceed AGR numbers based on late enrolments. Pie chart is based on the number of students who wrote the CRT.

\* Reading score is composite of Non Fiction and Poetry.

Mushuau Innu Natuashish School and Sheshatshiu Innu School are excluded from district and provincial results.

District 1 - Labrador

School #: 017 Northern Lights Academy

**Reading**

**School**

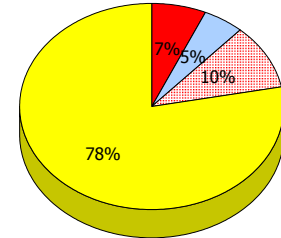
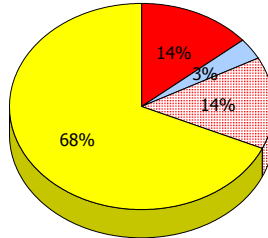
*School data with 5 or fewer students  
withheld for reasons of confidentiality.*

**District**

**Province**

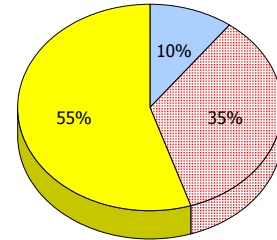
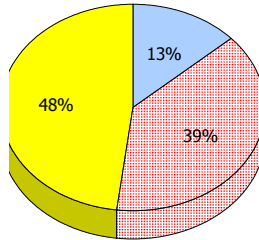
**2012**

Apr 30,  
2012 (2)



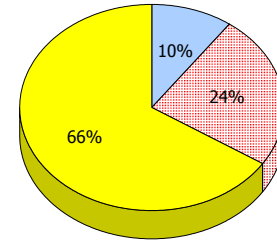
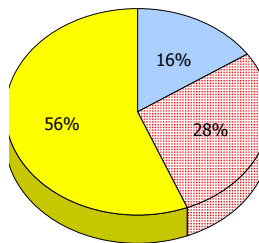
**2011**

AGR (1)



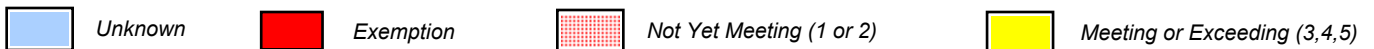
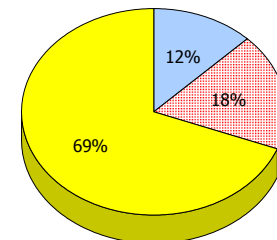
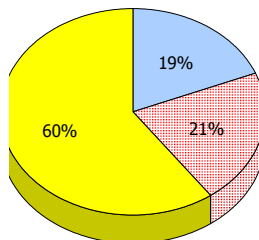
**2010**

AGR (3)



**2009**

AGR (3)



\* In some cases, CRT numbers may exceed AGR numbers based on late enrolments. Pie chart is based on the number of students who wrote the CRT.

\* Reading score is composite of Non Fiction and Poetry.

Mushuau Innu Natuashish School and Sheshatshiu Innu School are excluded from district and provincial results.

District 1 - Labrador

School #: 017 Northern Lights Academy

**Demand Writing**

*Percentage of students at level 3 or above (2009 - 2012)*

*School data with 5 or fewer students withheld for reasons of confidentiality.*



**Reading**

*Percentage of students at level 3 or above (2009 - 2012)*

*School data with 5 or fewer students withheld for reasons of confidentiality.*



\* In some cases, CRT numbers may exceed AGR numbers based on late enrolments. Pie chart is based on the number of students who wrote the CRT.

\* Reading score is composite of Non Fiction and Poetry.

Mushuau Innu Natuashish School and Sheshatshiu Innu School are excluded from district and provincial results.

District 1 - Labrador

School #: 477 Mealy Mountain Collegiate

**Demand Writing**

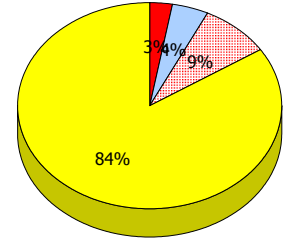
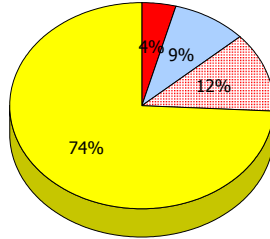
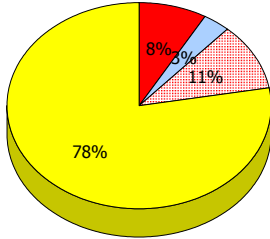
**School**

**District**

**Province**

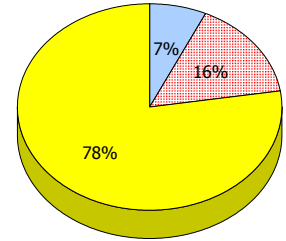
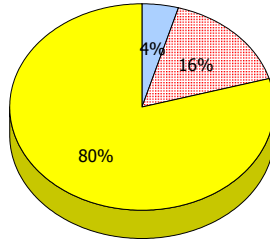
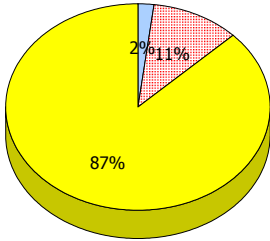
**2012**

Apr 30,  
2012 (95)



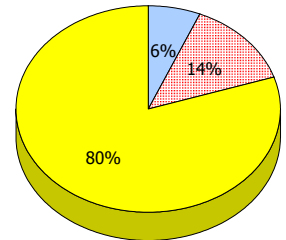
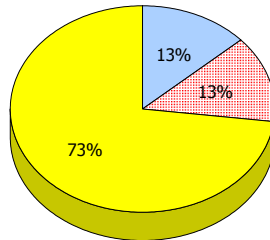
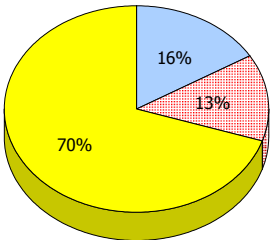
**2011**

AGR (101)



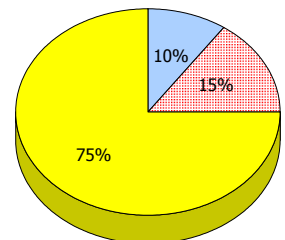
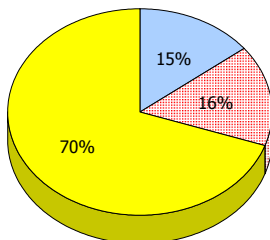
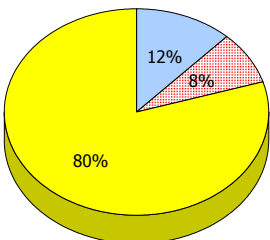
**2010**

AGR (97)



**2009**

AGR (108)



Unknown
  Exemption
  Not Yet Meeting (1 or 2)
  Meeting or Exceeding (3,4,5)

\* In some cases, CRT numbers may exceed AGR numbers based on late enrolments. Pie chart is based on the number of students who wrote the CRT.

\* Reading score is composite of Non Fiction and Poetry.

Mushuau Innu Natuashish School and Sheshatshiu Innu School are excluded from district and provincial results.

Source: Division of Evaluation and Research, Department of Education

District 1 - Labrador

School #: 477 Mealy Mountain Collegiate

**Reading**

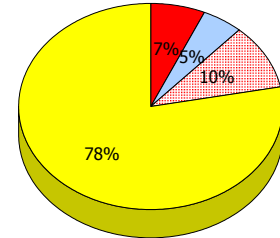
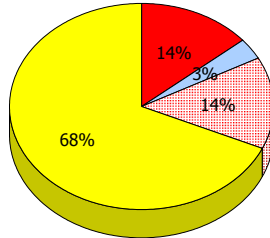
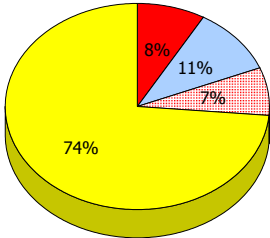
**School**

**District**

**Province**

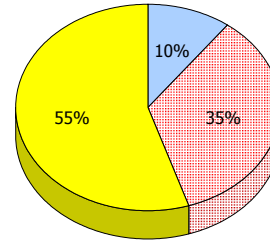
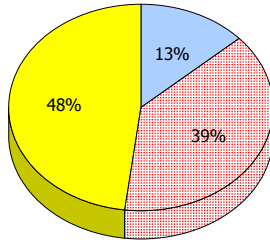
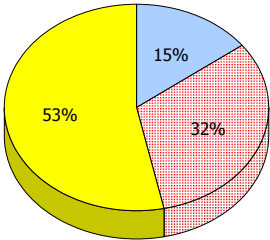
**2012**

Apr 30,  
2012 (95)



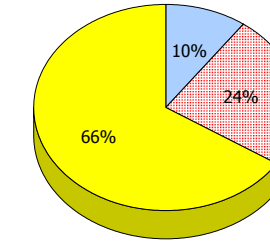
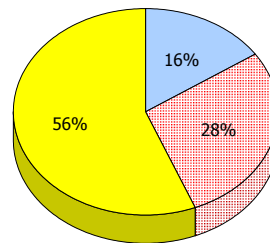
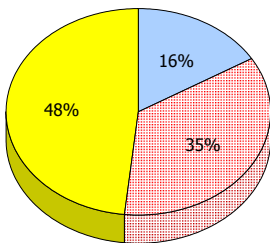
**2011**

AGR (101)



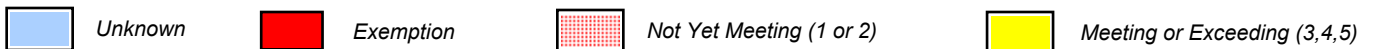
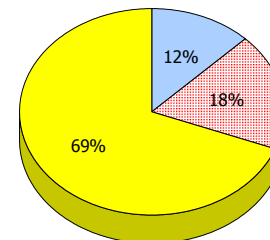
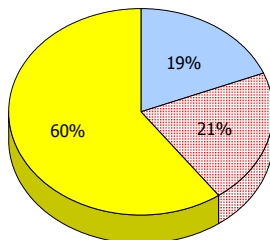
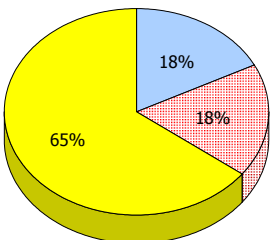
**2010**

AGR (97)



**2009**

AGR (108)



\* In some cases, CRT numbers may exceed AGR numbers based on late enrolments. Pie chart is based on the number of students who wrote the CRT.

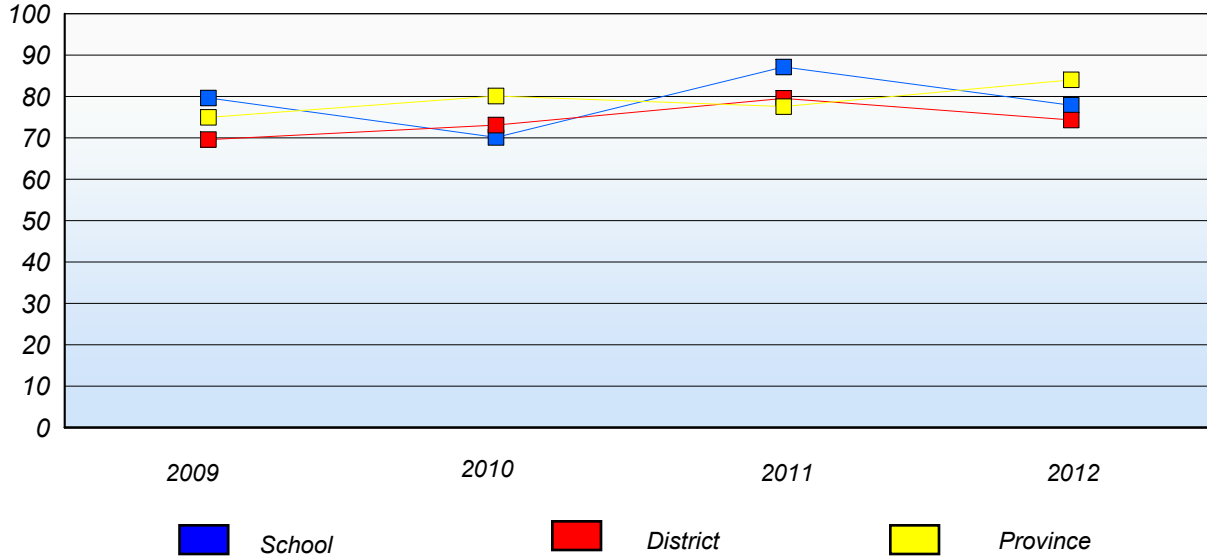
\* Reading score is composite of Non Fiction and Poetry.

Mushuau Innu Natuashish School and Sheshatshiu Innu School are excluded from district and provincial results.

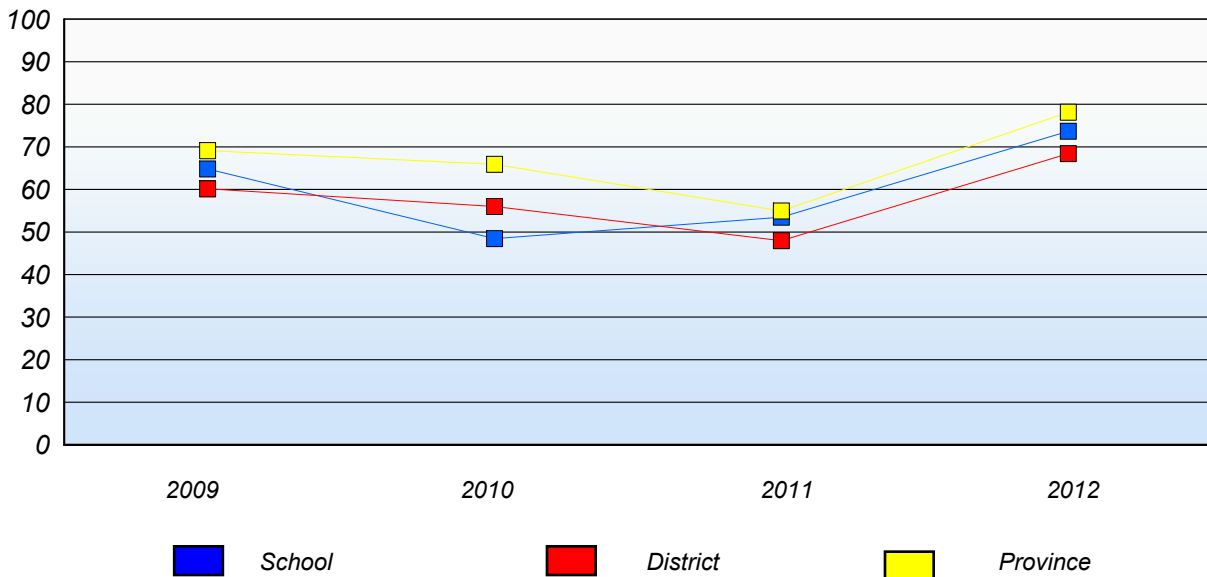
District 1 - Labrador

School #: 477      Mealy Mountain Collegiate

**Demand Writing**  
 Percentage of students at level 3 or above (2009 - 2012)



**Reading**  
 Percentage of students at level 3 or above (2009 - 2012)



\* In some cases, CRT numbers may exceed AGR numbers based on late enrolments. Pie chart is based on the number of students who wrote the CRT.

\* Reading score is composite of Non Fiction and Poetry.

Mushuau Innu Natuashish School and Sheshatshiu Innu School are excluded from district and provincial results.