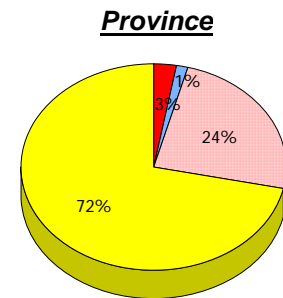
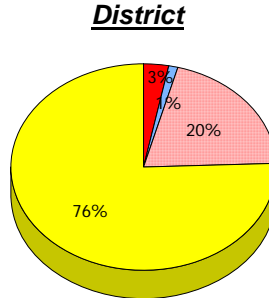
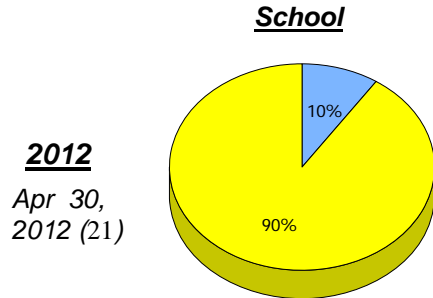


District 3 - Nova Central

School #: 125 Copper Ridge Academy

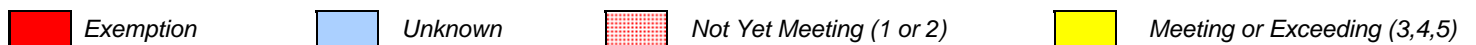
Demand Writing



2011
AGR (0)

2010
AGR (0)

2009
AGR (0)



* In some cases, CRT numbers may exceed AGR numbers based on late enrolments. Pie chart is based on the number of students who wrote the CRT.

* Mushuau Innu Natuashish School and Sheshatshiu Innu School are excluded from district and provincial results.

* Reading score is composite of Non Fiction and Poet. Source: Division of Evaluation and Research, Department of Education

District 3 - Nova Central

School #: 125 Copper Ridge Academy

Reading

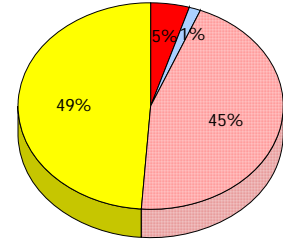
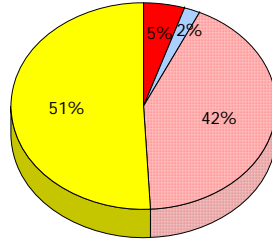
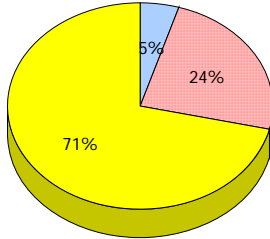
School

District

Province

2012

Apr 30,
2012 (21)



2011

AGR (0)

2010

AGR (0)

2009

AGR (0)



* In some cases, CRT numbers may exceed AGR numbers based on late enrolments. Pie chart is based on the number of students who wrote the CRT.

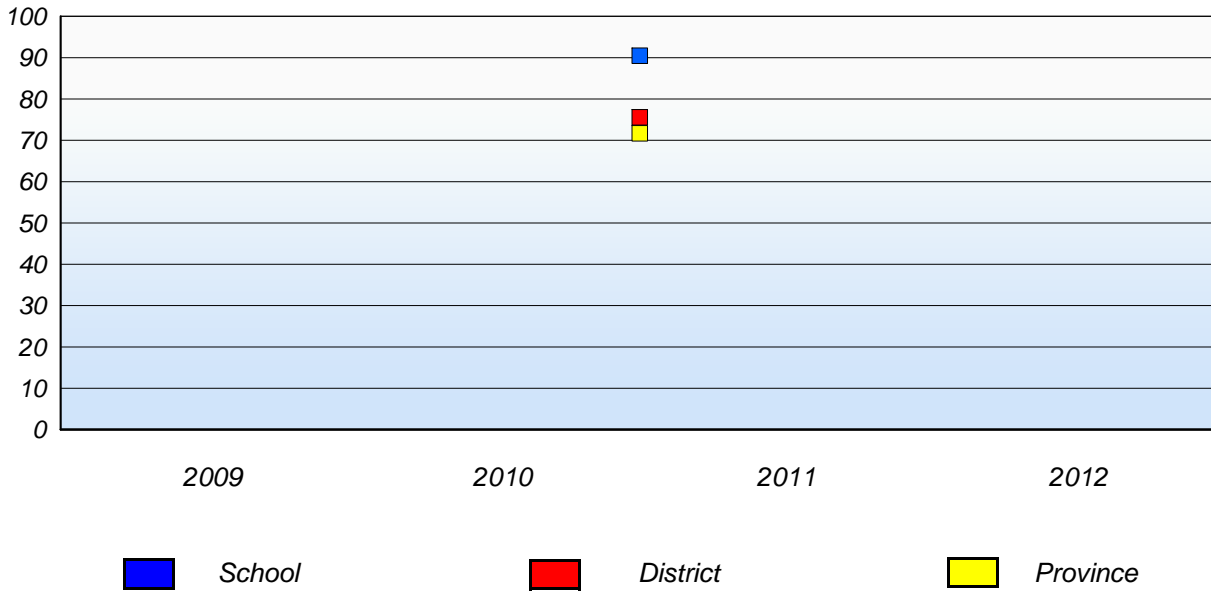
* Mushuau Innu Natuashish School and Sheshatshiu Innu School are excluded from district and provincial results.

* Reading score is composite of Non Fiction and Poet. Source: Division of Evaluation and Research, Department of Education

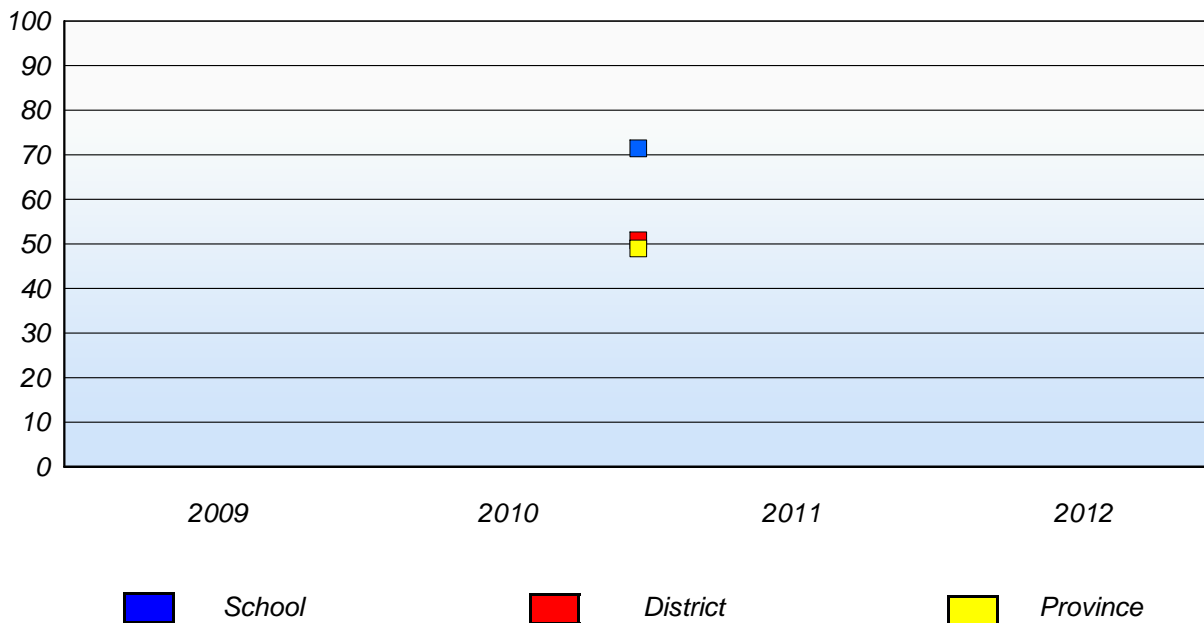
District 3 - Nova Central

School #: 125 Copper Ridge Academy

Demand Writing
Percentage of students at level 3 or above (2009 - 2012)



Reading
Percentage of students at level 3 or above (2009 - 2012)



* In some cases, CRT numbers may exceed AGR numbers based on late enrolments. Pie chart is based on the number of students who wrote the CRT.

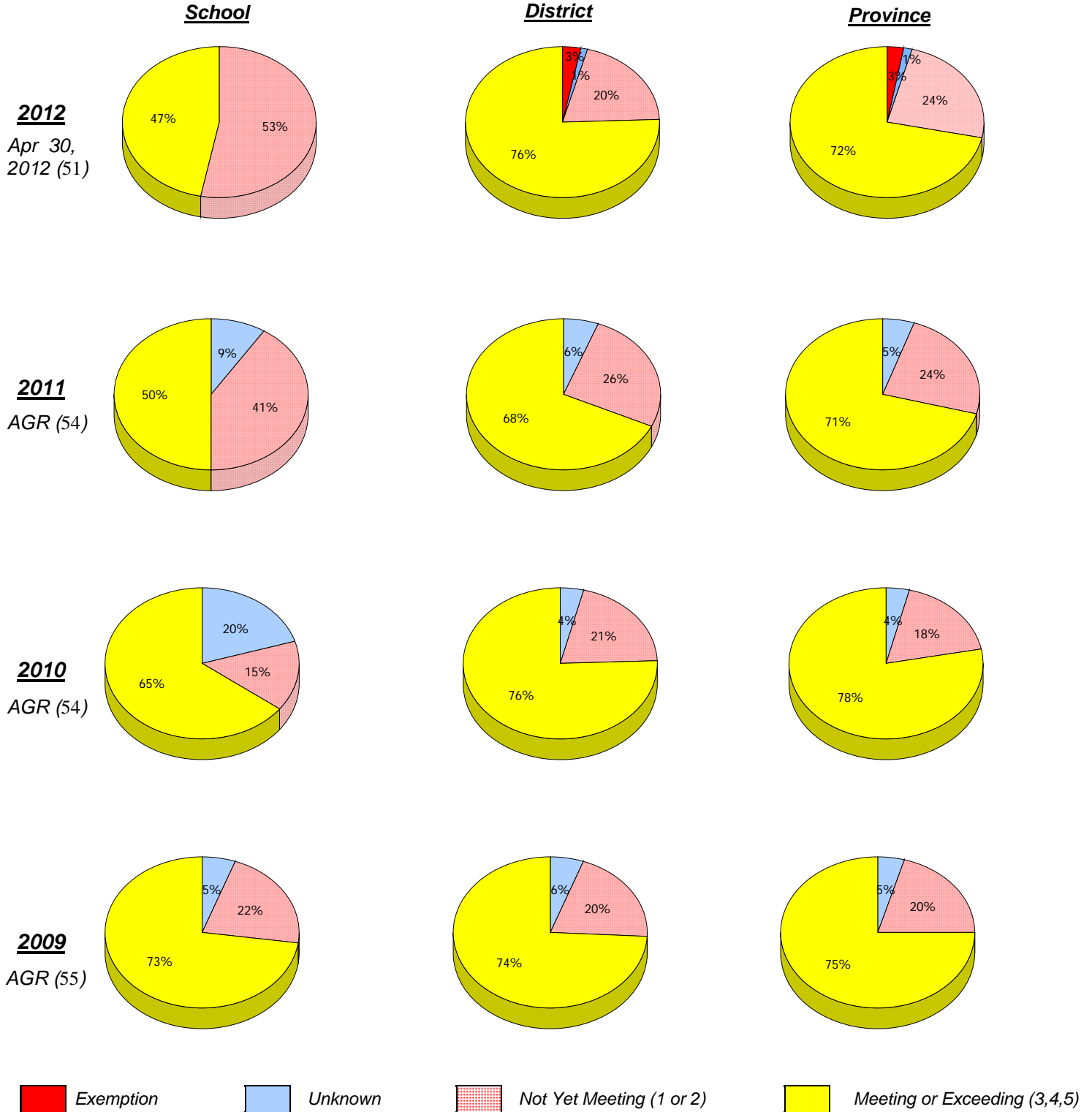
* Mushuau Innu Natuashish School and Sheshatshiu Innu School are excluded from district and provincial results.

* Reading score is composite of Non Fiction and Poet. Source: Division of Evaluation and Research, Department of Education

District 3 - Nova Central

School #: 133 Memorial Academy

Demand Writing



* In some cases, CRT numbers may exceed AGR numbers based on late enrolments. Pie chart is based on the number of students who wrote the CRT.

* Mushuau Innu Natuashish School and Sheshatshiu Innu School are excluded from district and provincial results.

* Reading score is composite of Non Fiction and Poet. Source: Division of Evaluation and Research, Department of Education

District 3 - Nova Central

School #: 133 Memorial Academy

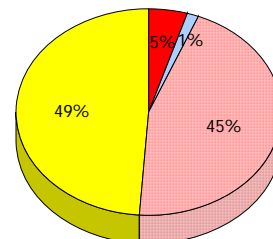
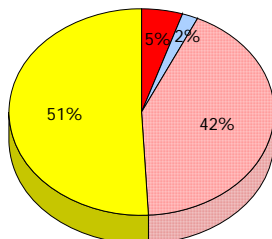
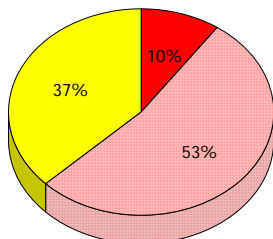
Reading

School

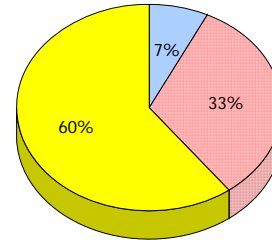
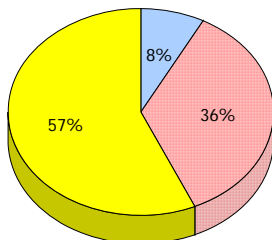
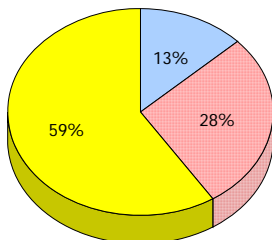
District

Province

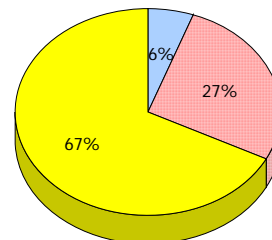
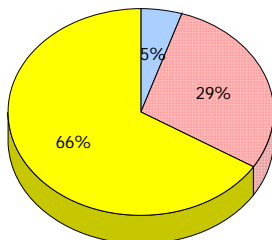
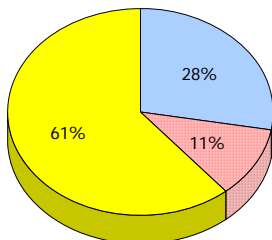
2012
Apr 30,
2012 (51)



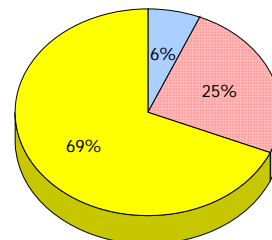
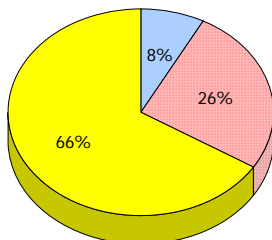
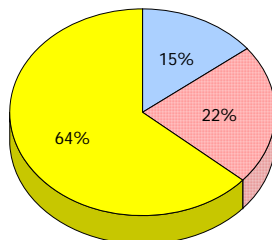
2011
AGR (54)



2010
AGR (54)



2009
AGR (55)



Exemption
 Unknown
 Not Yet Meeting (1 or 2)
 Meeting or Exceeding (3,4,5)

* In some cases, CRT numbers may exceed AGR numbers based on late enrolments. Pie chart is based on the number of students who wrote the CRT.

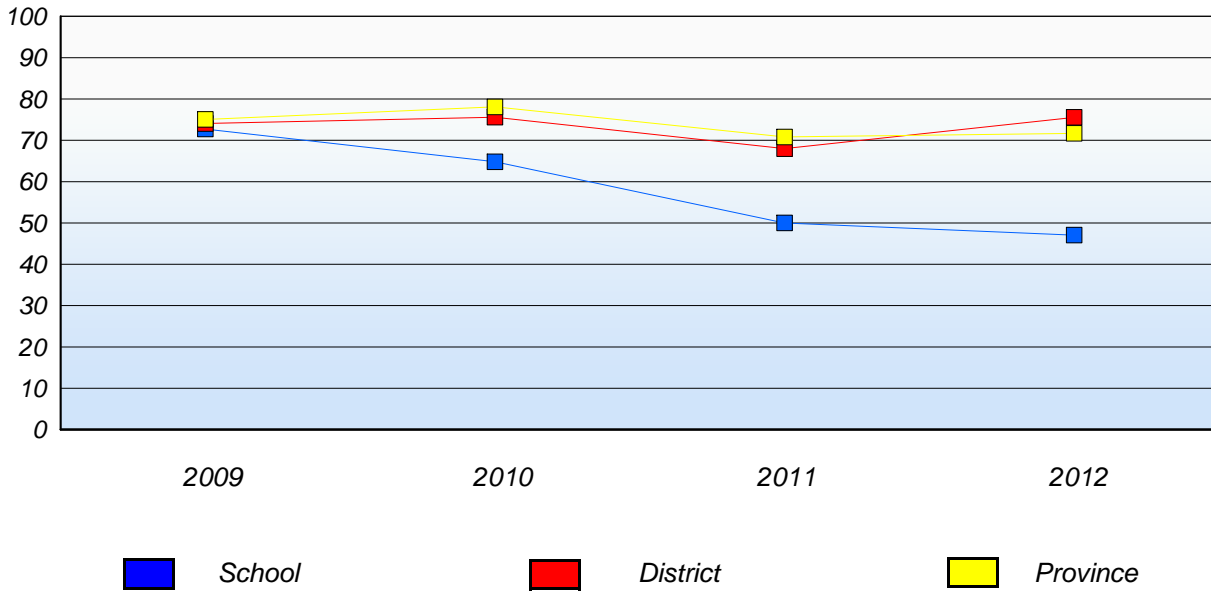
* Mushuau Innu Natuashish School and Sheshatshiu Innu School are excluded from district and provincial results.

* Reading score is composite of Non Fiction and Poet. Source: Division of Evaluation and Research, Department of Education

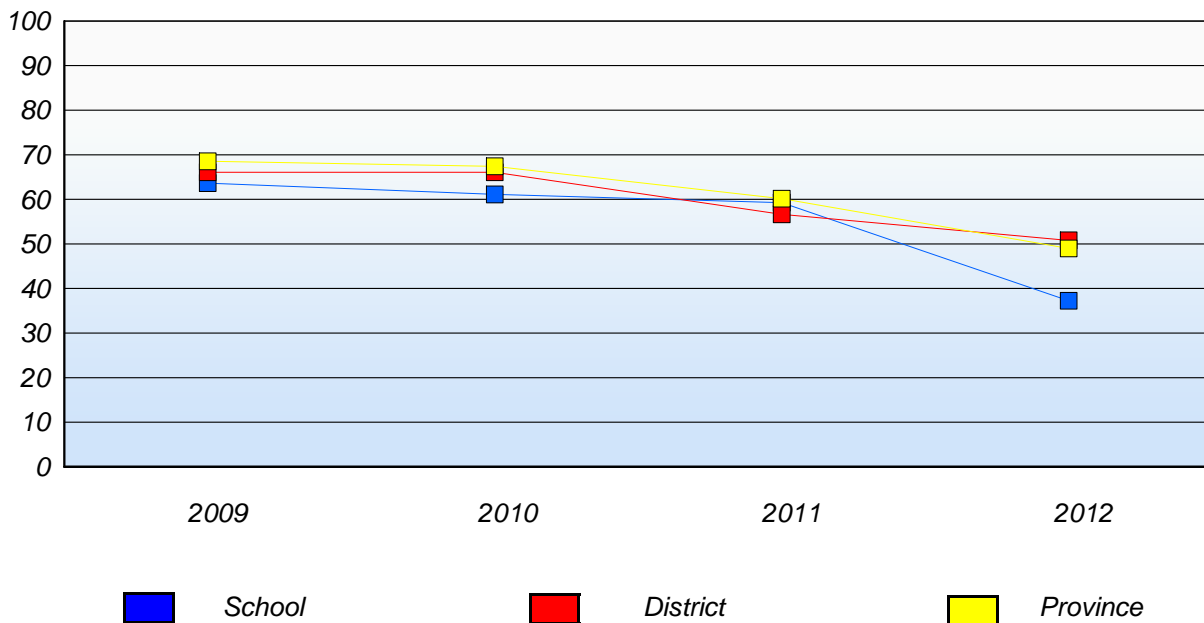
District 3 - Nova Central

School #: 133 Memorial Academy

Demand Writing
Percentage of students at level 3 or above (2009 - 2012)



Reading
Percentage of students at level 3 or above (2009 - 2012)



* In some cases, CRT numbers may exceed AGR numbers based on late enrolments. Pie chart is based on the number of students who wrote the CRT.

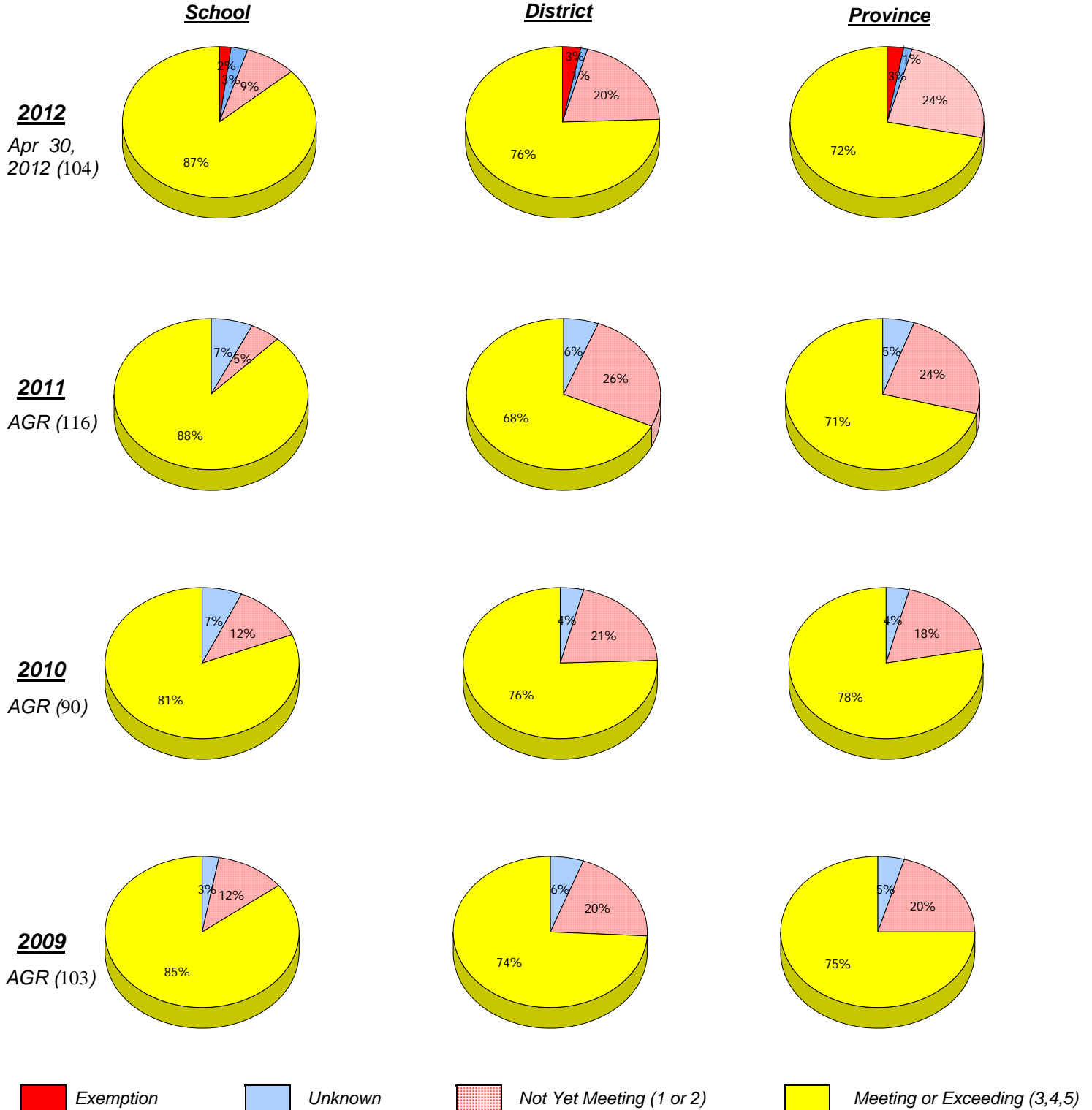
* Mushuau Innu Natuashish School and Sheshatshiu Innu School are excluded from district and provincial results.

* Reading score is composite of Non Fiction and Poet. Source: Division of Evaluation and Research, Department of Education

District 3 - Nova Central

School #: 143 Millcrest Academy

Demand Writing



* In some cases, CRT numbers may exceed AGR numbers based on late enrolments. Pie chart is based on the number of students who wrote the CRT.

* Mushuau Innu Natuashish School and Sheshatshiu Innu School are excluded from district and provincial results.

* Reading score is composite of Non Fiction and Poet. Source: Division of Evaluation and Research, Department of Education

District 3 - Nova Central

School #: 143 Millcrest Academy

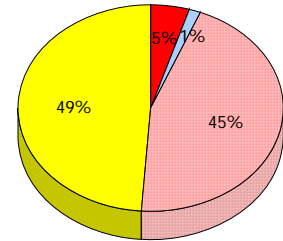
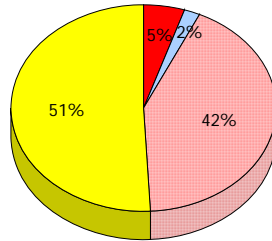
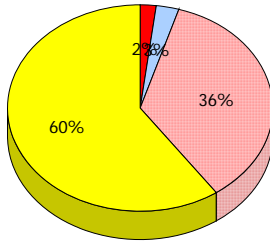
Reading

School

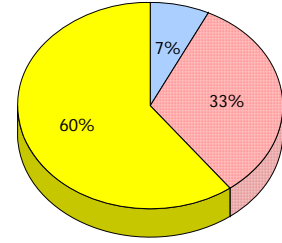
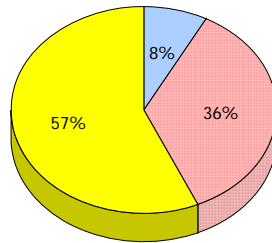
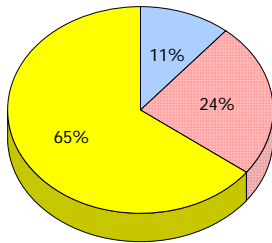
District

Province

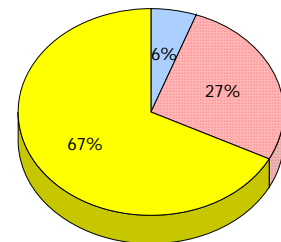
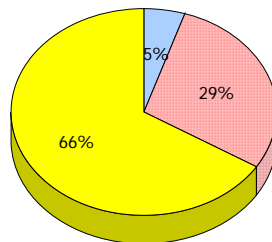
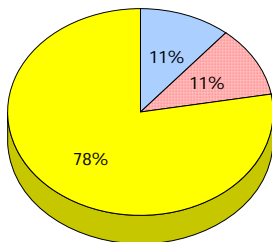
2012
Apr 30,
2012 (104)



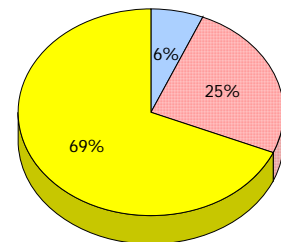
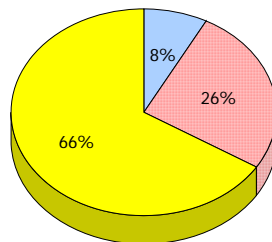
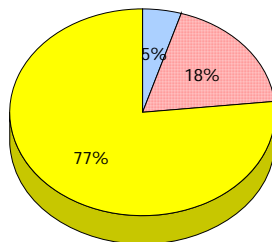
2011
AGR (116)



2010
AGR (90)



2009
AGR (103)



■ Exemption
 ■ Unknown
 ■ Not Yet Meeting (1 or 2)
 ■ Meeting or Exceeding (3,4,5)

* In some cases, CRT numbers may exceed AGR numbers based on late enrolments. Pie chart is based on the number of students who wrote the CRT.

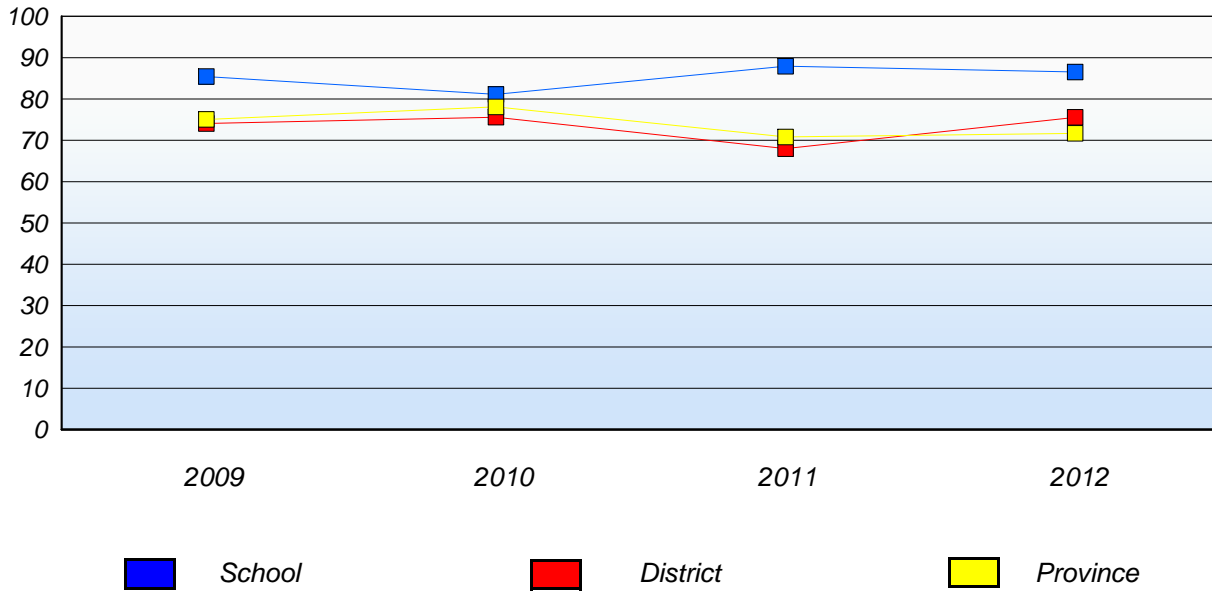
* Mushuau Innu Natuashish School and Sheshatshiu Innu School are excluded from district and provincial results.

* Reading score is composite of Non Fiction and Poet. Source: Division of Evaluation and Research, Department of Education

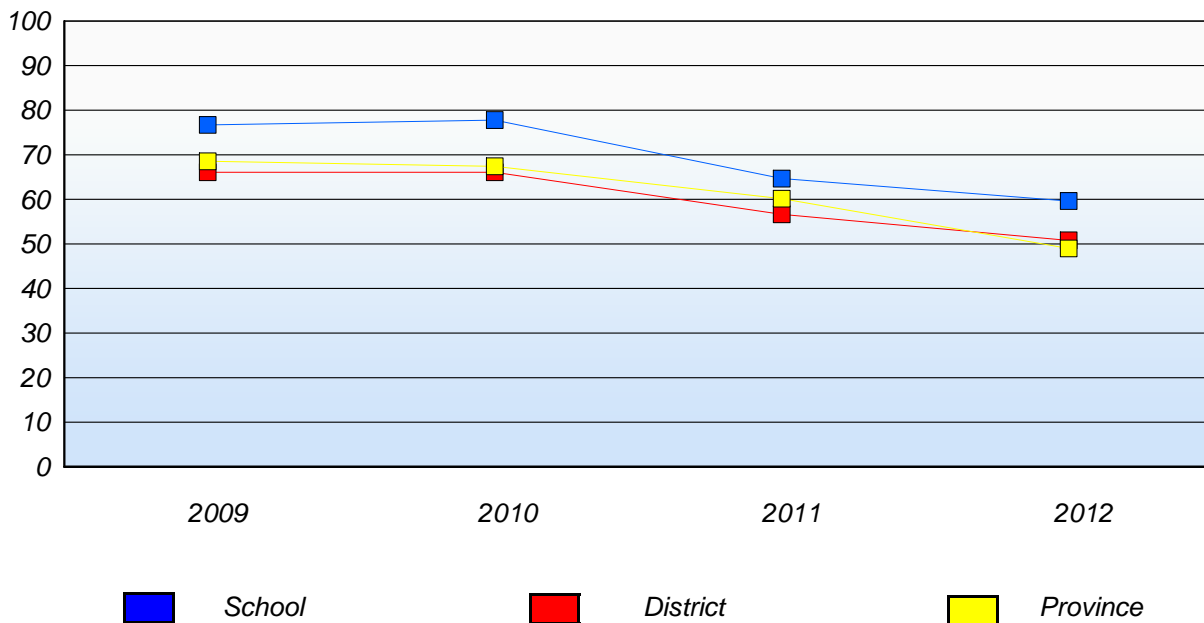
District 3 - Nova Central

School #: 143 Millcrest Academy

Demand Writing
Percentage of students at level 3 or above (2009 - 2012)



Reading
Percentage of students at level 3 or above (2009 - 2012)



* In some cases, CRT numbers may exceed AGR numbers based on late enrolments. Pie chart is based on the number of students who wrote the CRT.

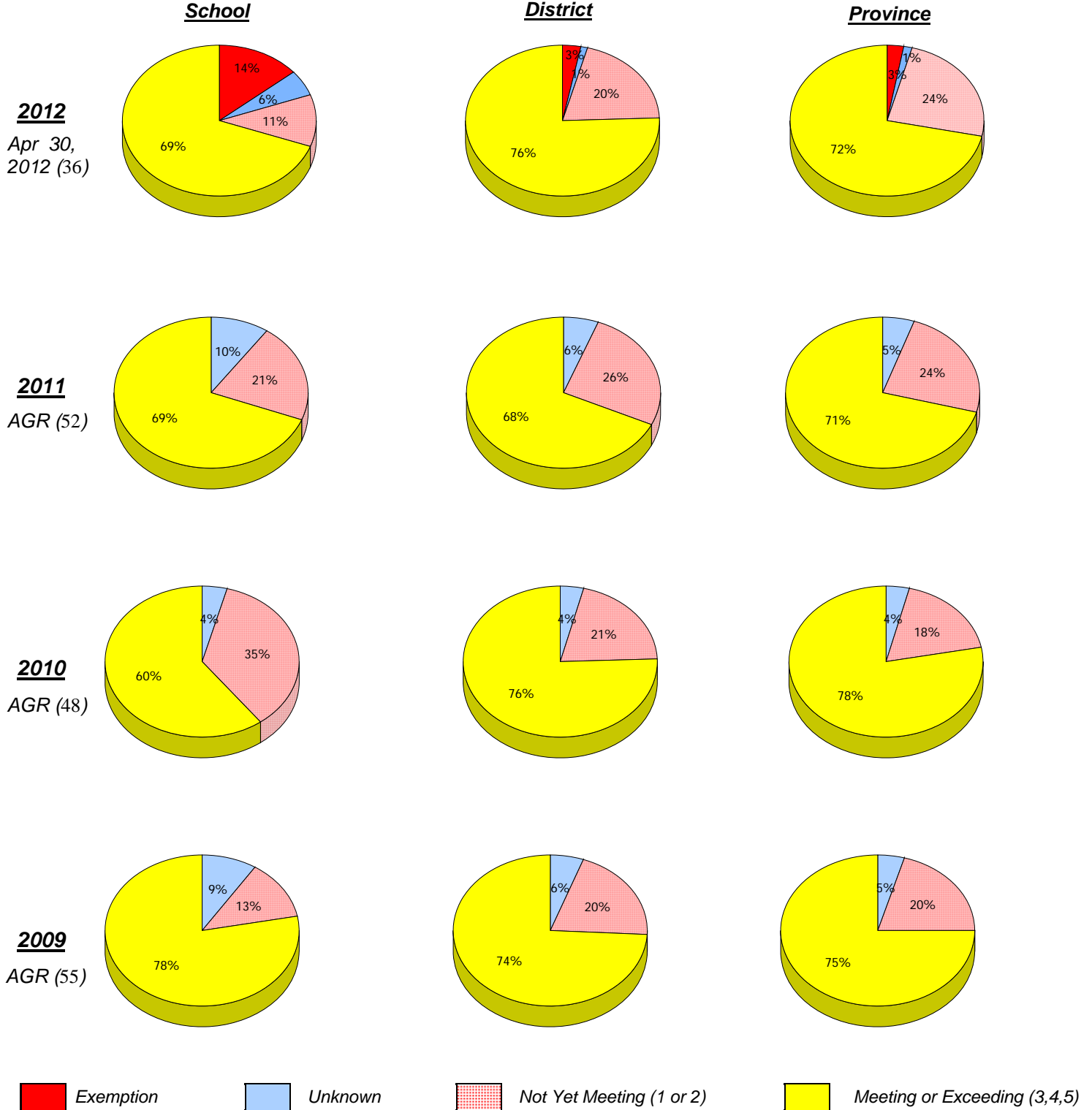
* Mushuau Innu Natuashish School and Sheshatshiu Innu School are excluded from district and provincial results.

* Reading score is composite of Non Fiction and Poet. Source: Division of Evaluation and Research, Department of Education

District 3 - Nova Central

School #: 144 Sprucewood Academy

Demand Writing



* In some cases, CRT numbers may exceed AGR numbers based on late enrolments. Pie chart is based on the number of students who wrote the CRT.

* Mushuau Innu Natuashish School and Sheshatshiu Innu School are excluded from district and provincial results.

* Reading score is composite of Non Fiction and Poet. Source: Division of Evaluation and Research, Department of Education

District 3 - Nova Central

School #: 144 Sprucewood Academy

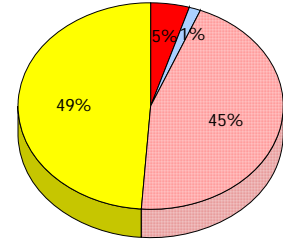
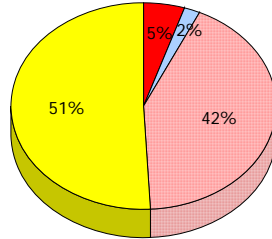
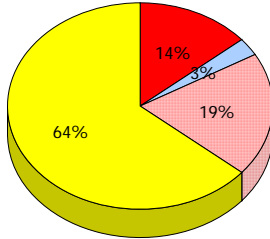
Reading

School

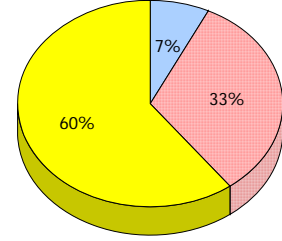
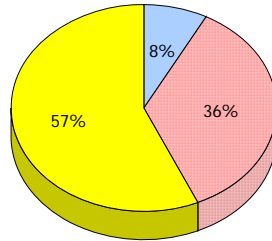
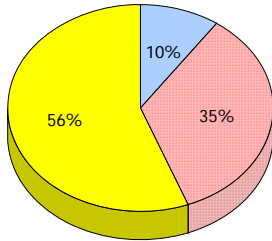
District

Province

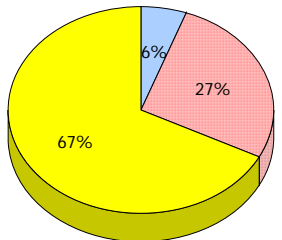
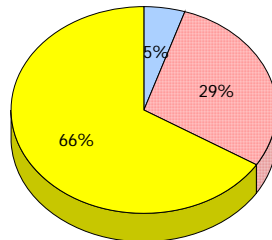
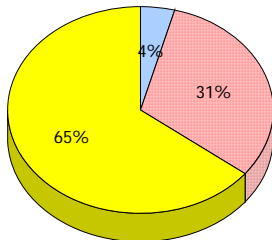
2012
Apr 30,
2012 (36)



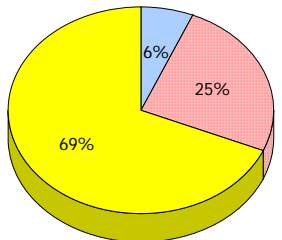
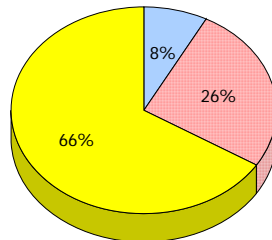
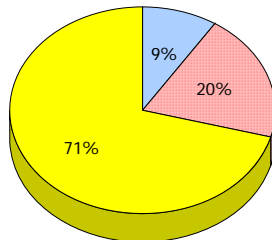
2011
AGR (52)



2010
AGR (48)



2009
AGR (55)



■ Exemption
 ■ Unknown
 Not Yet Meeting (1 or 2)
 ■ Meeting or Exceeding (3,4,5)

* In some cases, CRT numbers may exceed AGR numbers based on late enrolments. Pie chart is based on the number of students who wrote the CRT.

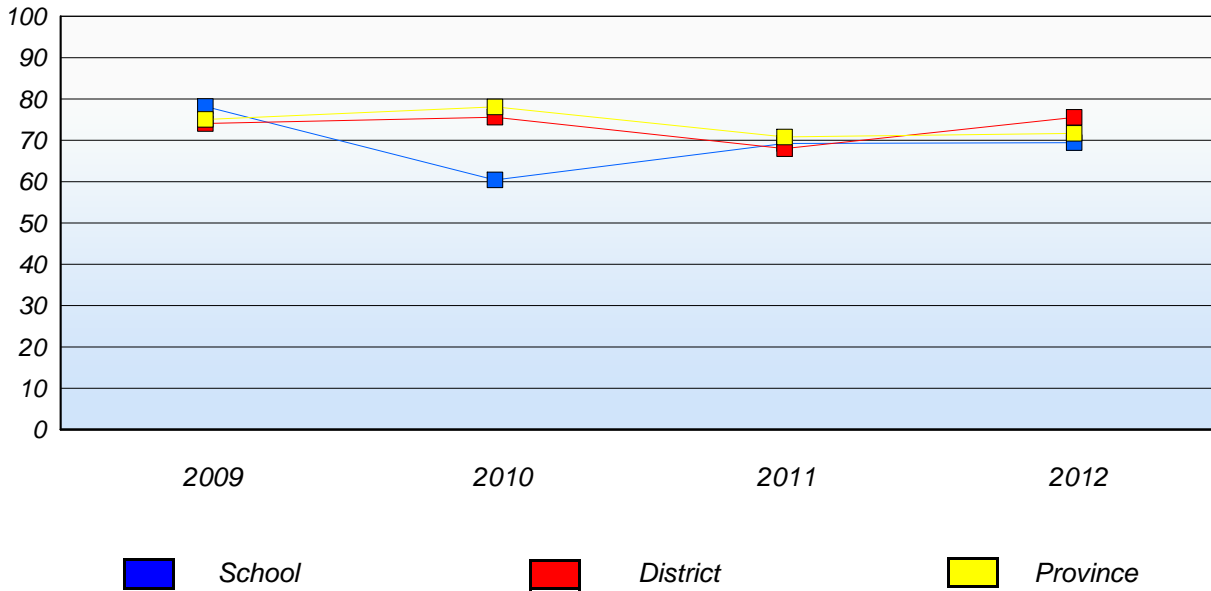
* Mushuau Innu Natuashish School and Sheshatshiu Innu School are excluded from district and provincial results.

* Reading score is composite of Non Fiction and Poet. Source: Division of Evaluation and Research, Department of Education

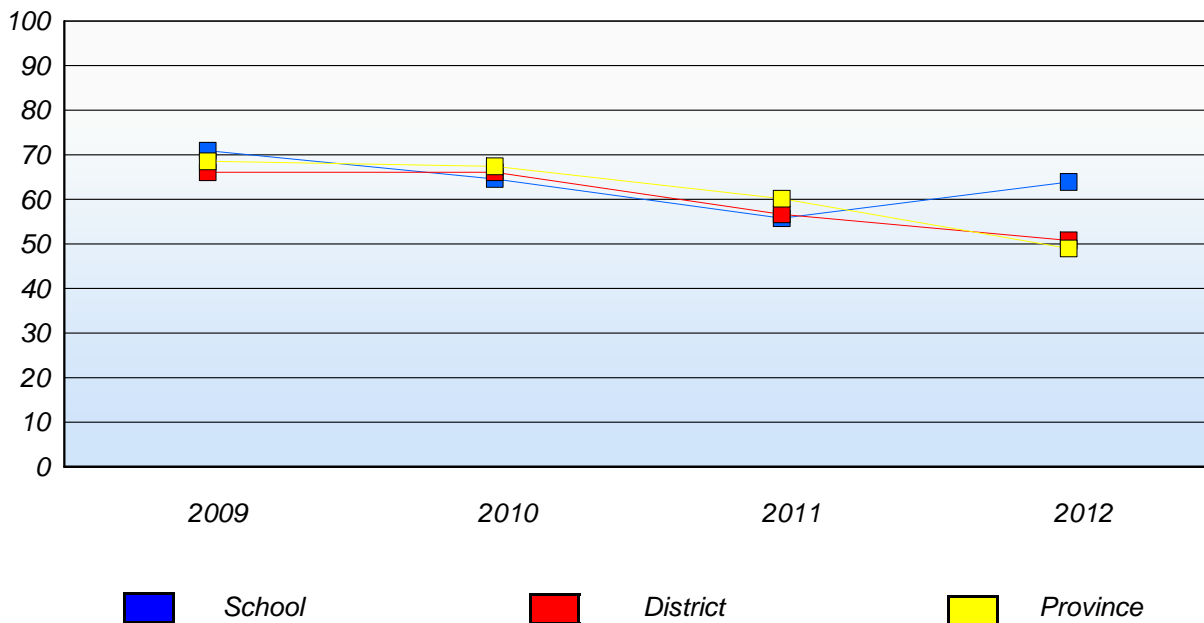
District 3 - Nova Central

School #: 144 Sprucewood Academy

Demand Writing
Percentage of students at level 3 or above (2009 - 2012)



Reading
Percentage of students at level 3 or above (2009 - 2012)



* In some cases, CRT numbers may exceed AGR numbers based on late enrolments. Pie chart is based on the number of students who wrote the CRT.

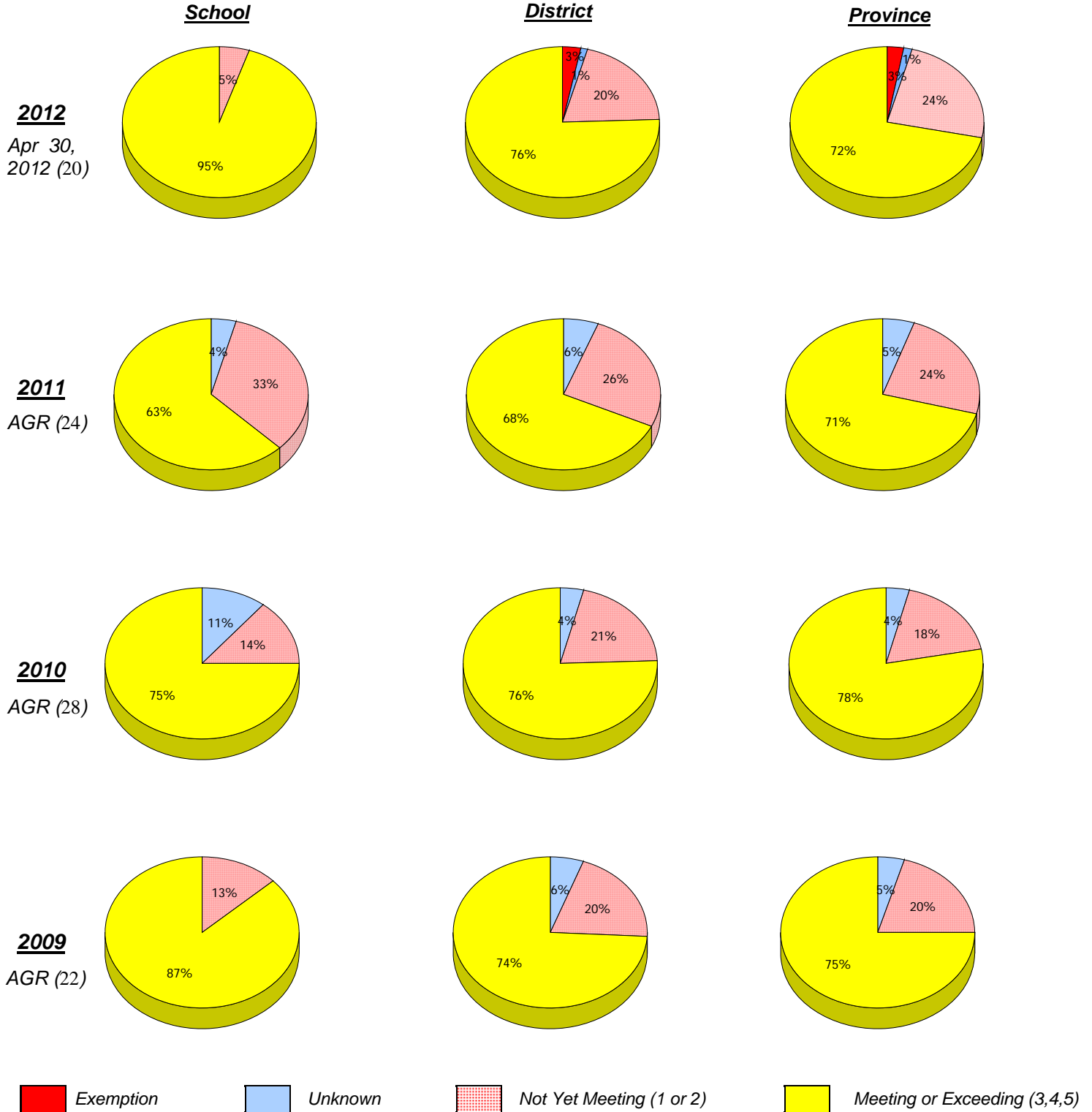
* Mushuau Innu Natuashish School and Sheshatshiu Innu School are excluded from district and provincial results.

* Reading score is composite of Non Fiction and Poet. Source: Division of Evaluation and Research, Department of Education

District 3 - Nova Central

School #: 150 St. Joseph's Elementary

Demand Writing



* In some cases, CRT numbers may exceed AGR numbers based on late enrolments. Pie chart is based on the number of students who wrote the CRT.

* Mushuau Innu Natuashish School and Sheshatshiu Innu School are excluded from district and provincial results.

* Reading score is composite of Non Fiction and Poet. Source: Division of Evaluation and Research, Department of Education

District 3 - Nova Central

School #: 150 St. Joseph's Elementary

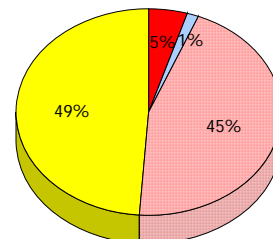
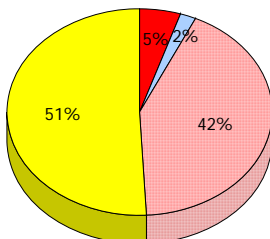
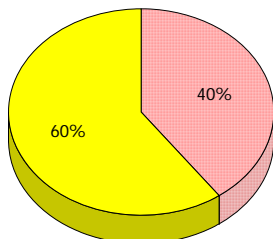
Reading

School

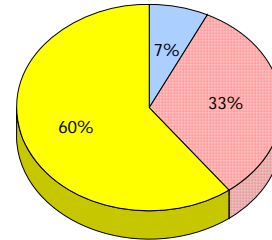
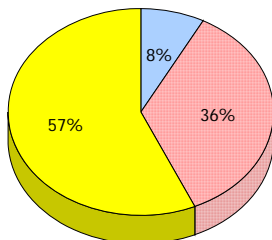
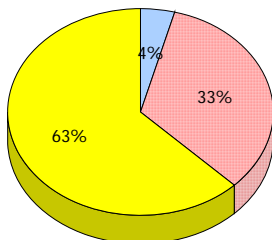
District

Province

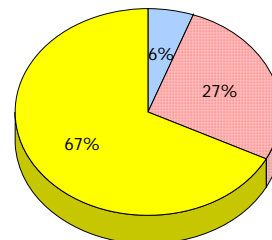
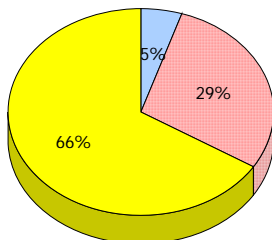
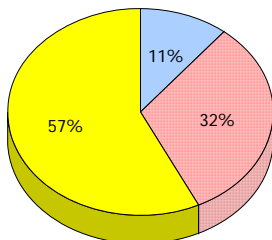
2012
Apr 30,
2012 (20)



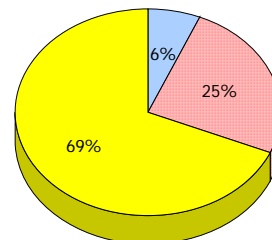
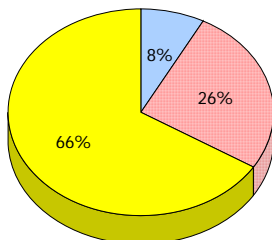
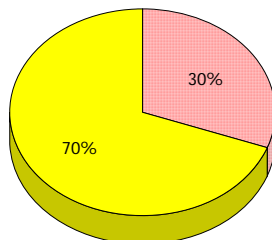
2011
AGR (24)



2010
AGR (28)



2009
AGR (22)



■ Exemption
 ■ Unknown
 ■ Not Yet Meeting (1 or 2)
 ■ Meeting or Exceeding (3,4,5)

* In some cases, CRT numbers may exceed AGR numbers based on late enrolments. Pie chart is based on the number of students who wrote the CRT.

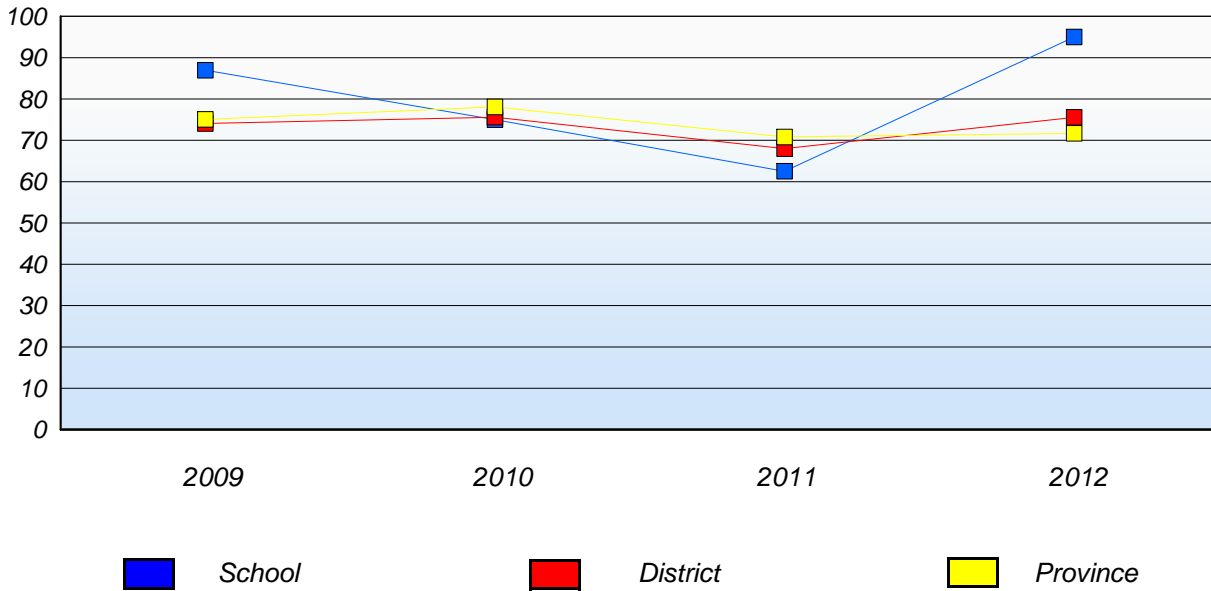
* Mushuau Innu Natuashish School and Sheshatshiu Innu School are excluded from district and provincial results.

* Reading score is composite of Non Fiction and Poet. Source: Division of Evaluation and Research, Department of Education

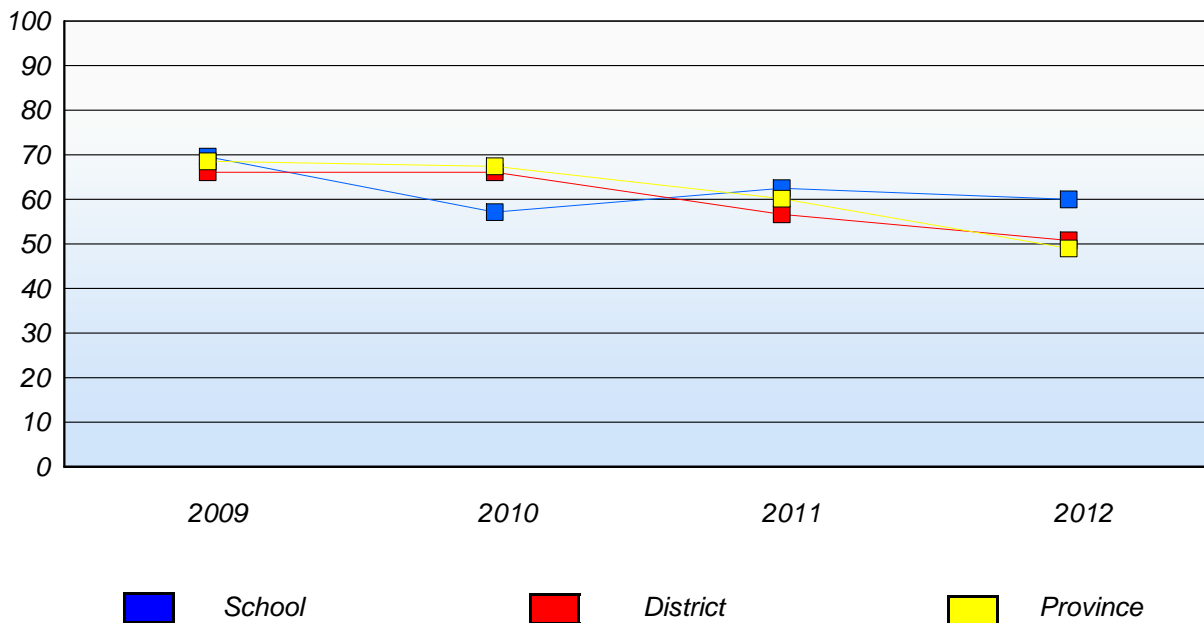
District 3 - Nova Central

School #: 150 St. Joseph's Elementary

Demand Writing
Percentage of students at level 3 or above (2009 - 2012)



Reading
Percentage of students at level 3 or above (2009 - 2012)



* In some cases, CRT numbers may exceed AGR numbers based on late enrolments. Pie chart is based on the number of students who wrote the CRT.

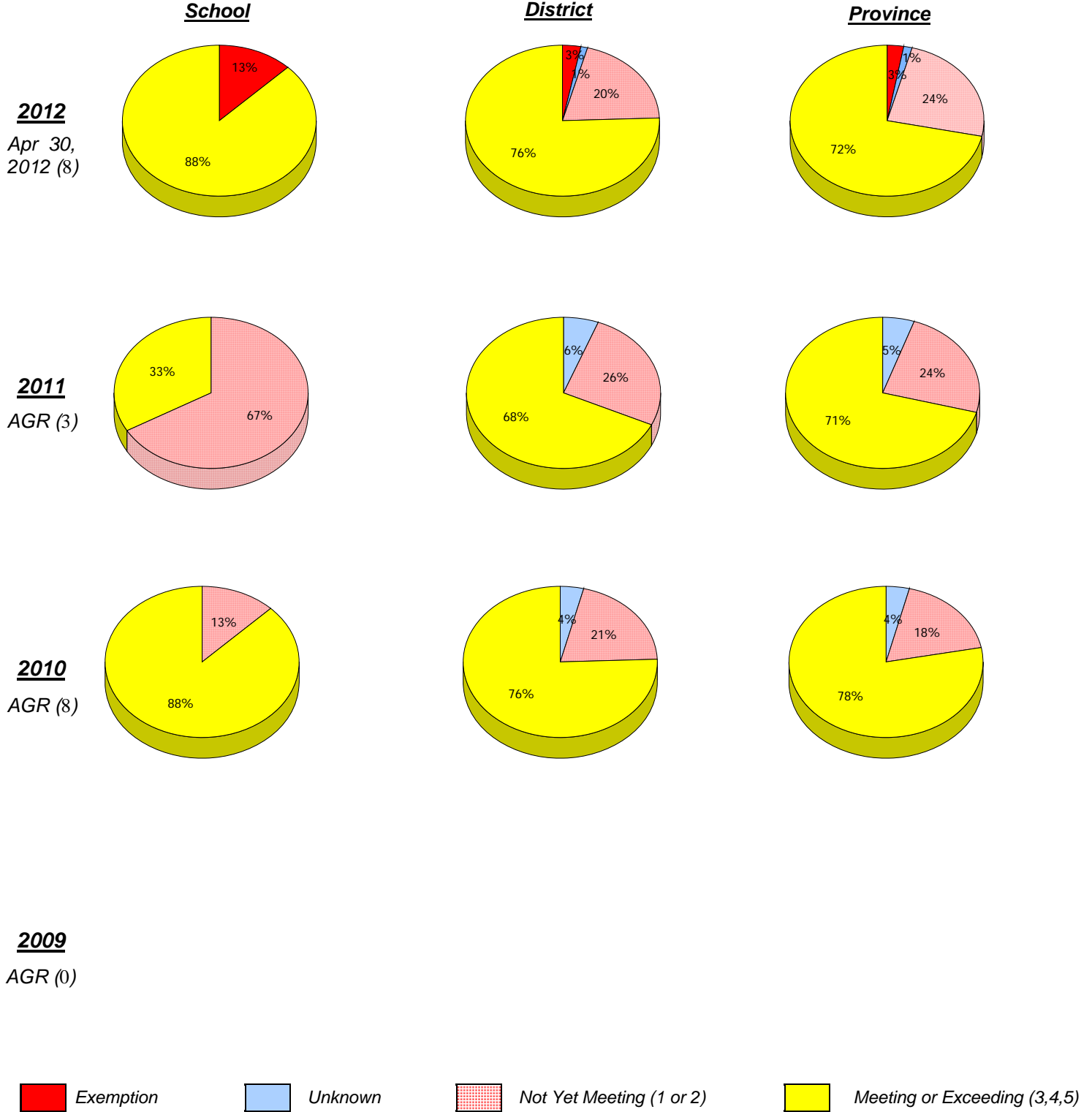
* Mushuau Innu Natuashish School and Sheshatshiu Innu School are excluded from district and provincial results.

* Reading score is composite of Non Fiction and Poet. Source: Division of Evaluation and Research, Department of Education

District 3 - Nova Central

School #: 151 John Watkins Academy

Demand Writing



* In some cases, CRT numbers may exceed AGR numbers based on late enrolments. Pie chart is based on the number of students who wrote the CRT.

* Mushuau Innu Natuashish School and Sheshatshiu Innu School are excluded from district and provincial results.

* Reading score is composite of Non Fiction and Poet. Source: Division of Evaluation and Research, Department of Education

District 3 - Nova Central

School #: 151 John Watkins Academy

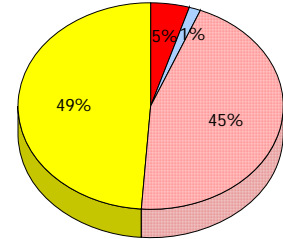
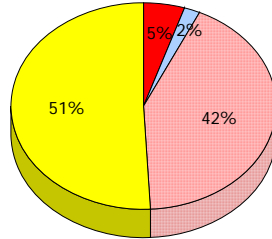
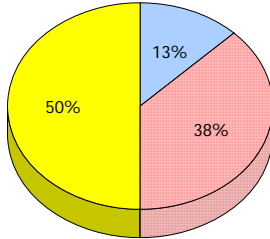
Reading

School

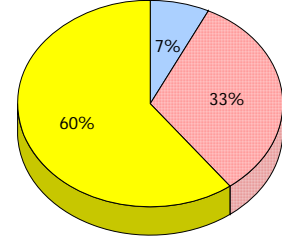
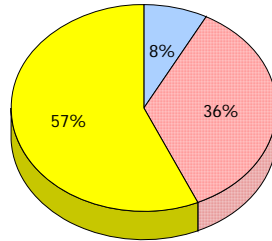
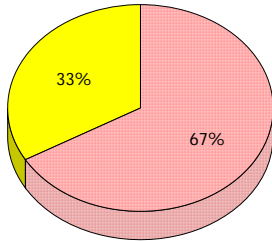
District

Province

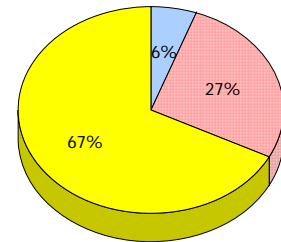
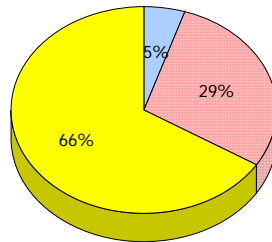
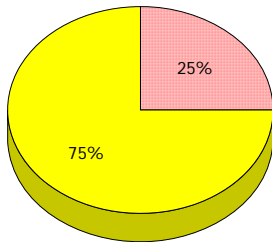
2012
Apr 30,
2012 (8)



2011
AGR (3)



2010
AGR (8)



2009
AGR (0)

Exemption
 Unknown
 Not Yet Meeting (1 or 2)
 Meeting or Exceeding (3,4,5)

* In some cases, CRT numbers may exceed AGR numbers based on late enrolments. Pie chart is based on the number of students who wrote the CRT.

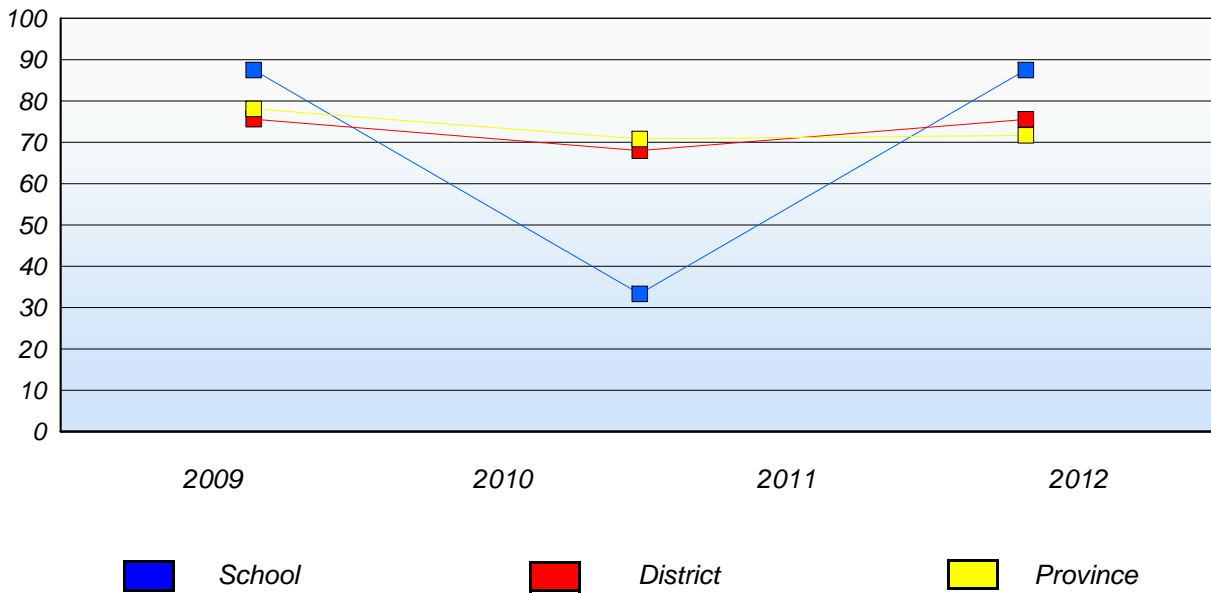
* Mushuau Innu Natuashish School and Sheshatshiu Innu School are excluded from district and provincial results.

* Reading score is composite of Non Fiction and Poet. Source: Division of Evaluation and Research, Department of Education

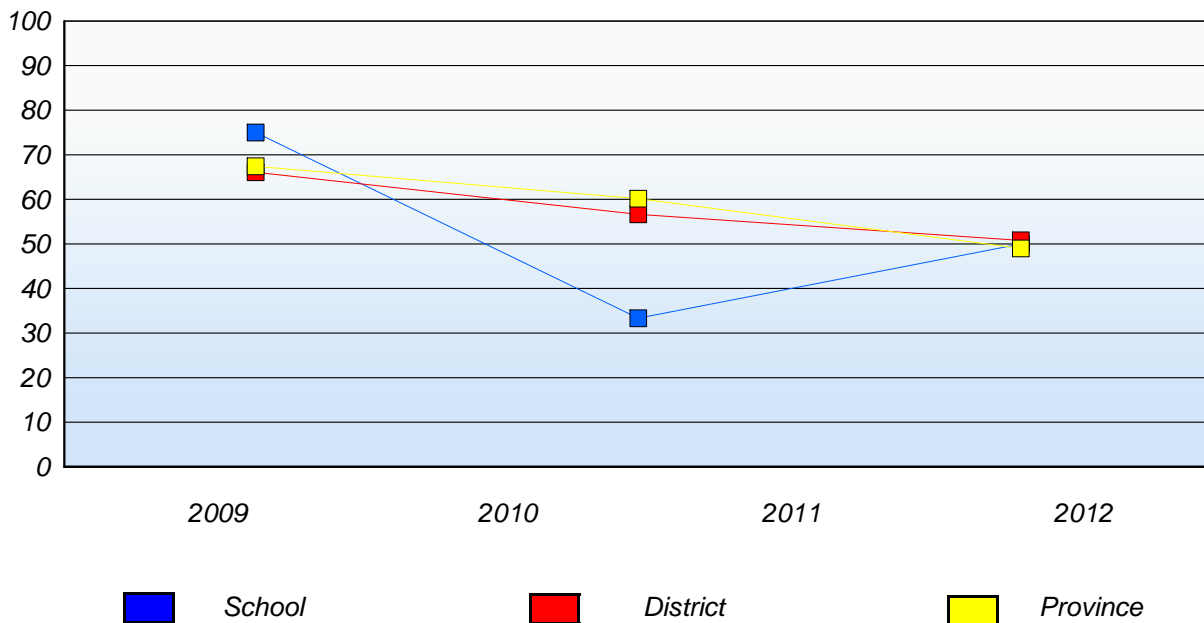
District 3 - Nova Central

School #: 151 John Watkins Academy

Demand Writing
Percentage of students at level 3 or above (2009 - 2012)



Reading
Percentage of students at level 3 or above (2009 - 2012)



* In some cases, CRT numbers may exceed AGR numbers based on late enrolments. Pie chart is based on the number of students who wrote the CRT.

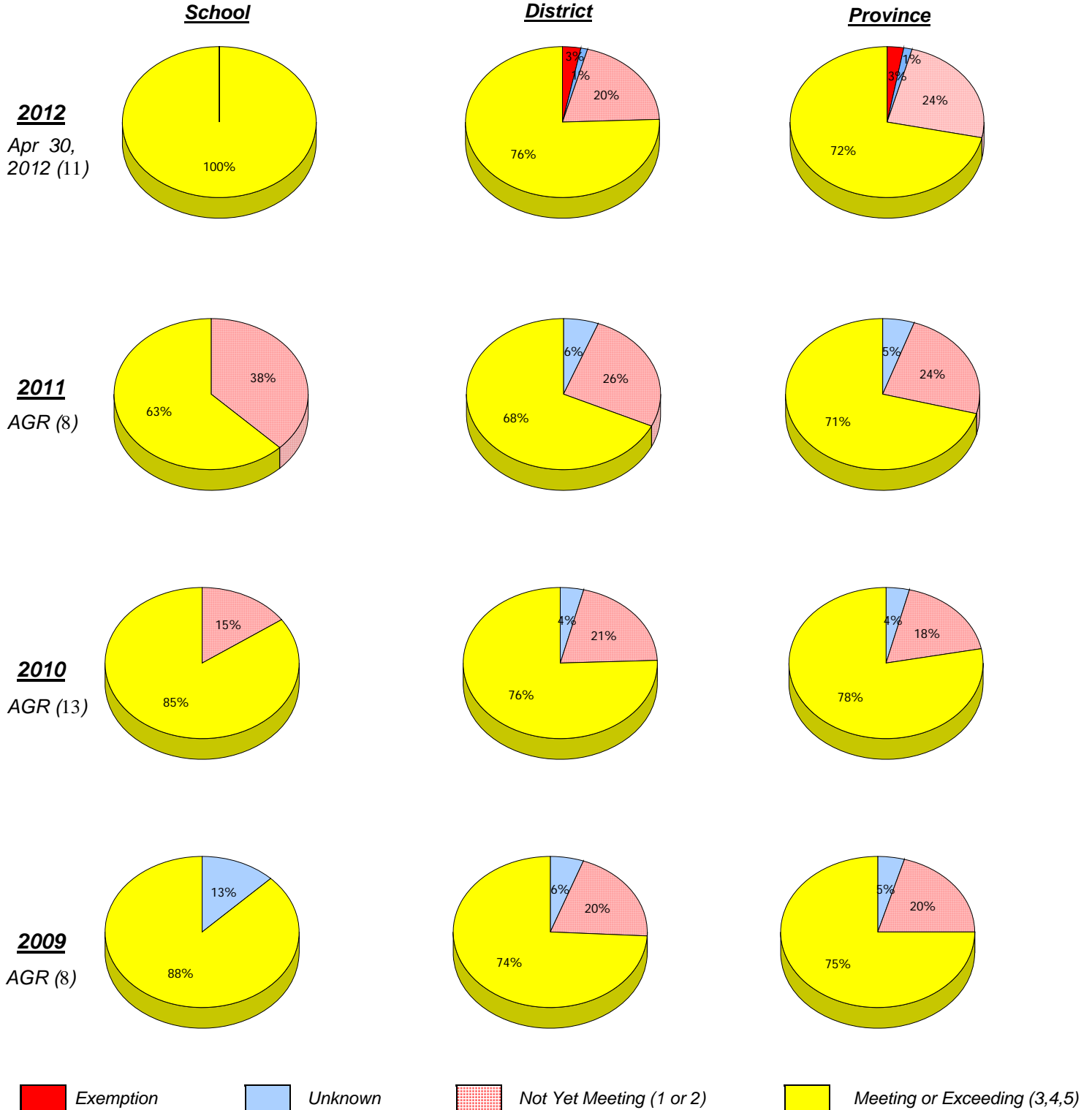
* Mushuau Innu Natuashish School and Sheshatshiu Innu School are excluded from district and provincial results.

* Reading score is composite of Non Fiction and Poet. Source: Division of Evaluation and Research, Department of Education

District 3 - Nova Central

School #: 152 Valmont Academy

Demand Writing



* In some cases, CRT numbers may exceed AGR numbers based on late enrolments. Pie chart is based on the number of students who wrote the CRT.

* Mushuau Innu Natuashish School and Sheshatshiu Innu School are excluded from district and provincial results.

* Reading score is composite of Non Fiction and Poet. Source: Division of Evaluation and Research, Department of Education

District 3 - Nova Central

School #: 152 Valmont Academy

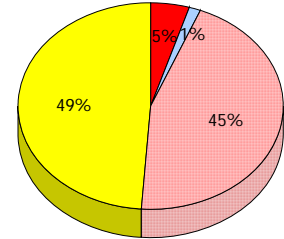
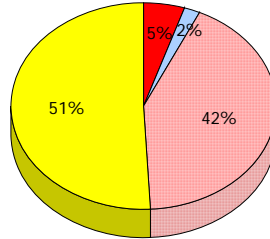
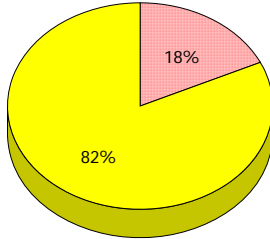
Reading

School

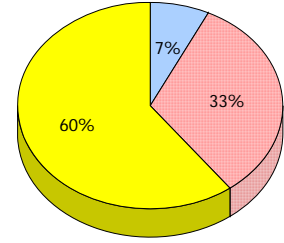
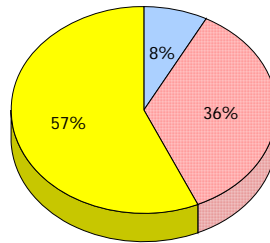
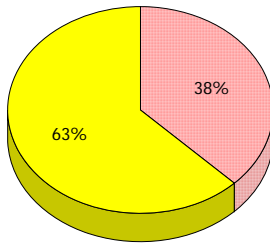
District

Province

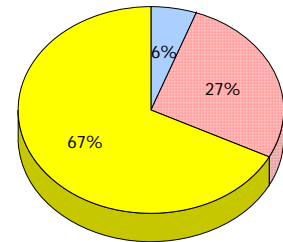
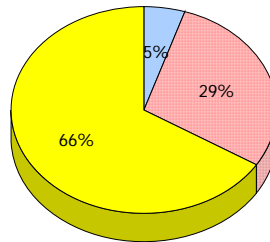
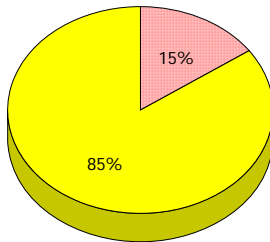
2012
Apr 30,
2012 (11)



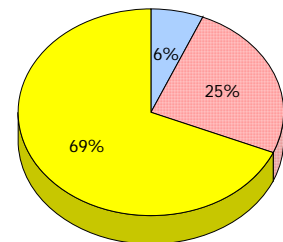
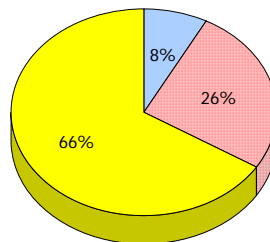
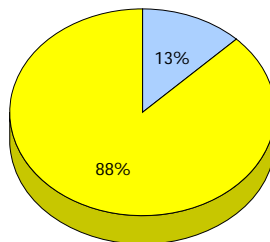
2011
AGR (8)



2010
AGR (13)



2009
AGR (8)



■ Exemption
 ■ Unknown
 ■ Not Yet Meeting (1 or 2)
 ■ Meeting or Exceeding (3,4,5)

* In some cases, CRT numbers may exceed AGR numbers based on late enrolments. Pie chart is based on the number of students who wrote the CRT.

* Mushuau Innu Natuashish School and Sheshatshiu Innu School are excluded from district and provincial results.

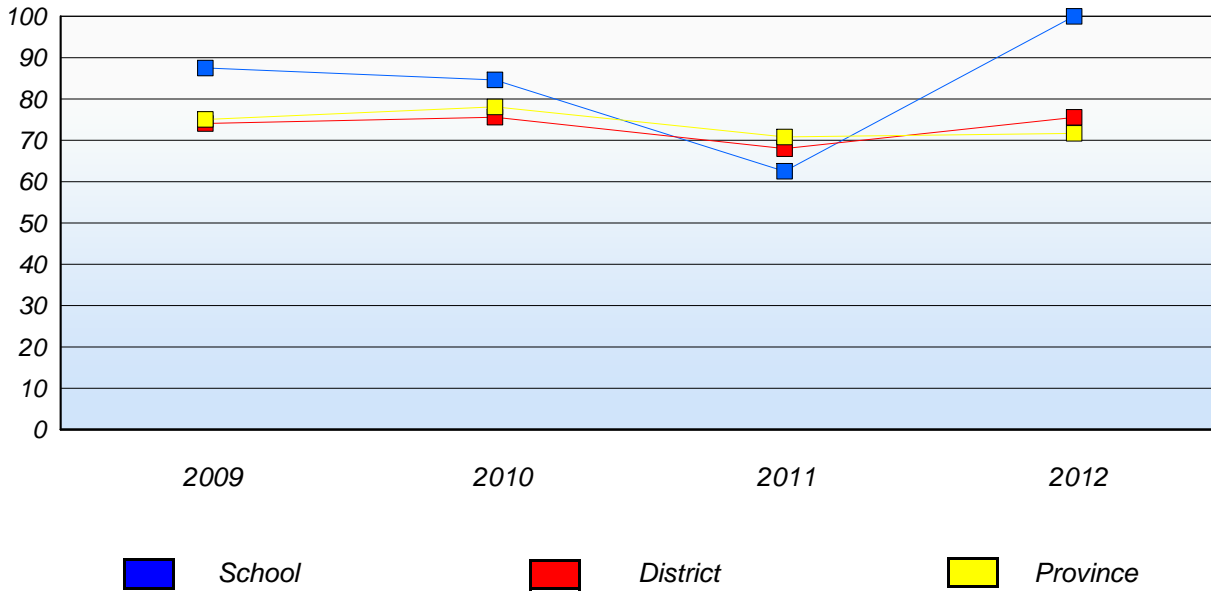
* Reading score is composite of Non Fiction and Poet. Source: Division of Evaluation and Research, Department of Education

**Elementary English Language Arts
4 Year Provincial Assessment, June 2012
School Report Rubrics**
(average scores)

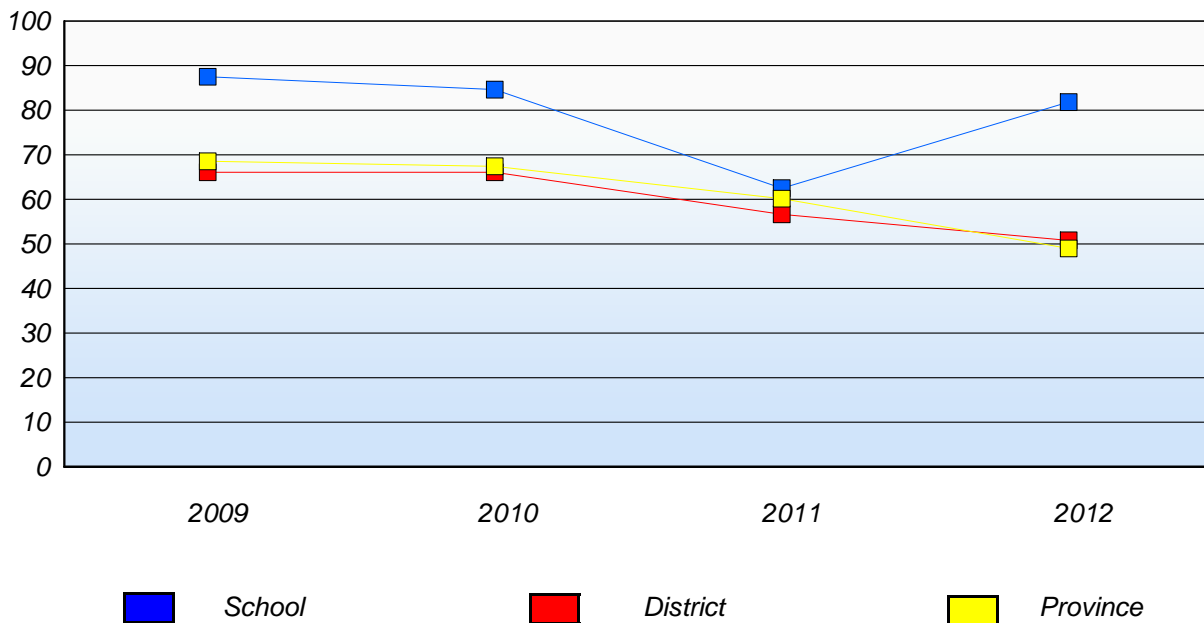
District 3 - Nova Central

School #: 152 Valmont Academy

Demand Writing
Percentage of students at level 3 or above (2009 - 2012)



Reading
Percentage of students at level 3 or above (2009 - 2012)



* In some cases, CRT numbers may exceed AGR numbers based on late enrolments. Pie chart is based on the number of students who wrote the CRT.

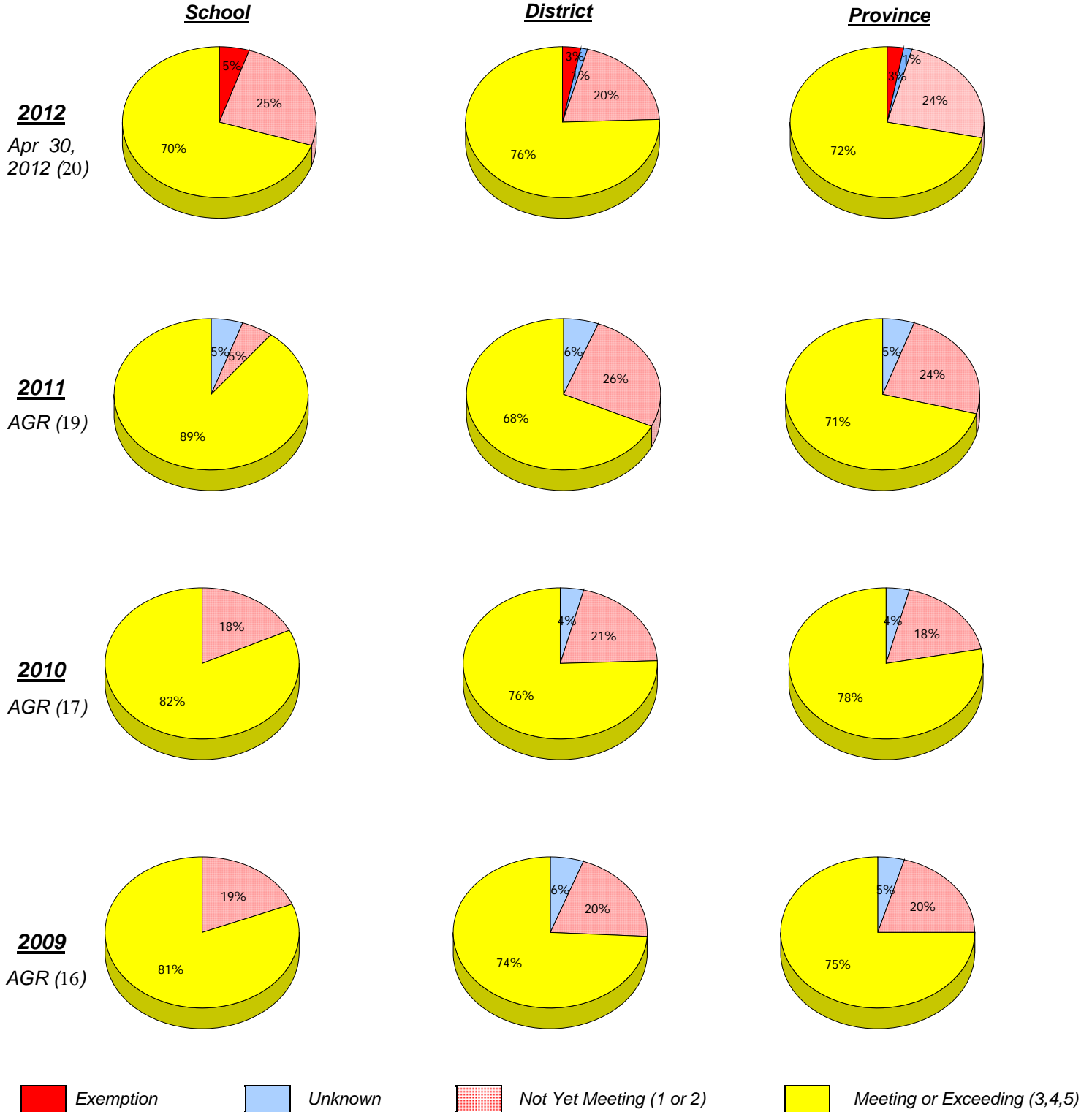
* Mushuau Innu Natuashish School and Sheshatshiu Innu School are excluded from district and provincial results.

* Reading score is composite of Non Fiction and Poet. Source: Division of Evaluation and Research, Department of Education

District 3 - Nova Central

School #: 154 Hillside Elementary

Demand Writing



* In some cases, CRT numbers may exceed AGR numbers based on late enrolments. Pie chart is based on the number of students who wrote the CRT.

* Mushuau Innu Natuashish School and Sheshatshiu Innu School are excluded from district and provincial results.

* Reading score is composite of Non Fiction and Poet. Source: Division of Evaluation and Research, Department of Education

District 3 - Nova Central

School #: 154 Hillside Elementary

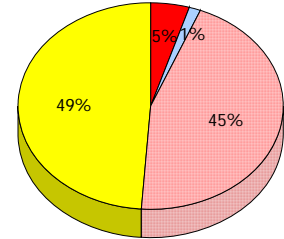
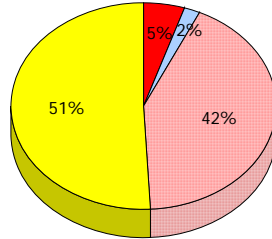
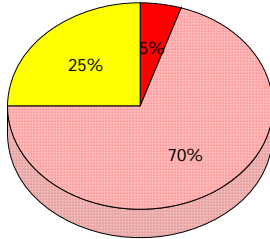
Reading

School

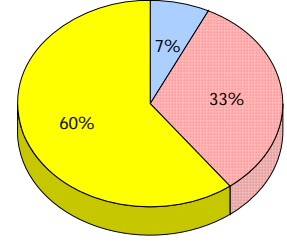
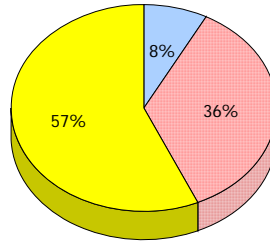
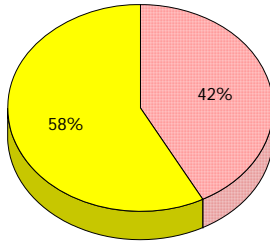
District

Province

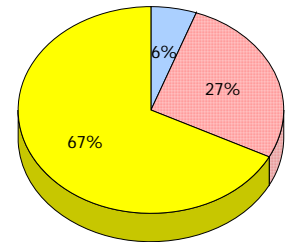
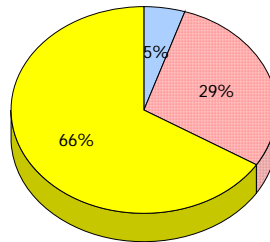
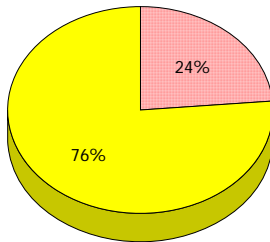
2012
Apr 30,
2012 (20)



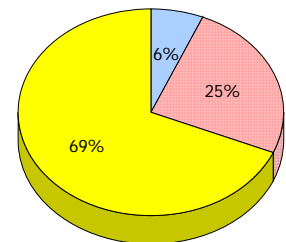
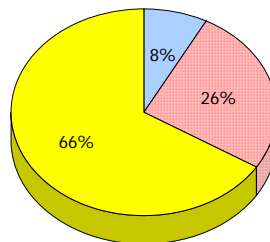
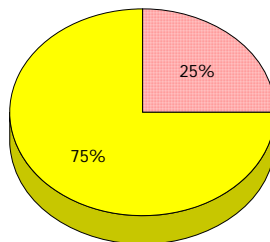
2011
AGR (19)



2010
AGR (17)



2009
AGR (16)



■ Exemption
 ■ Unknown
 ■ Not Yet Meeting (1 or 2)
 ■ Meeting or Exceeding (3,4,5)

* In some cases, CRT numbers may exceed AGR numbers based on late enrolments. Pie chart is based on the number of students who wrote the CRT.

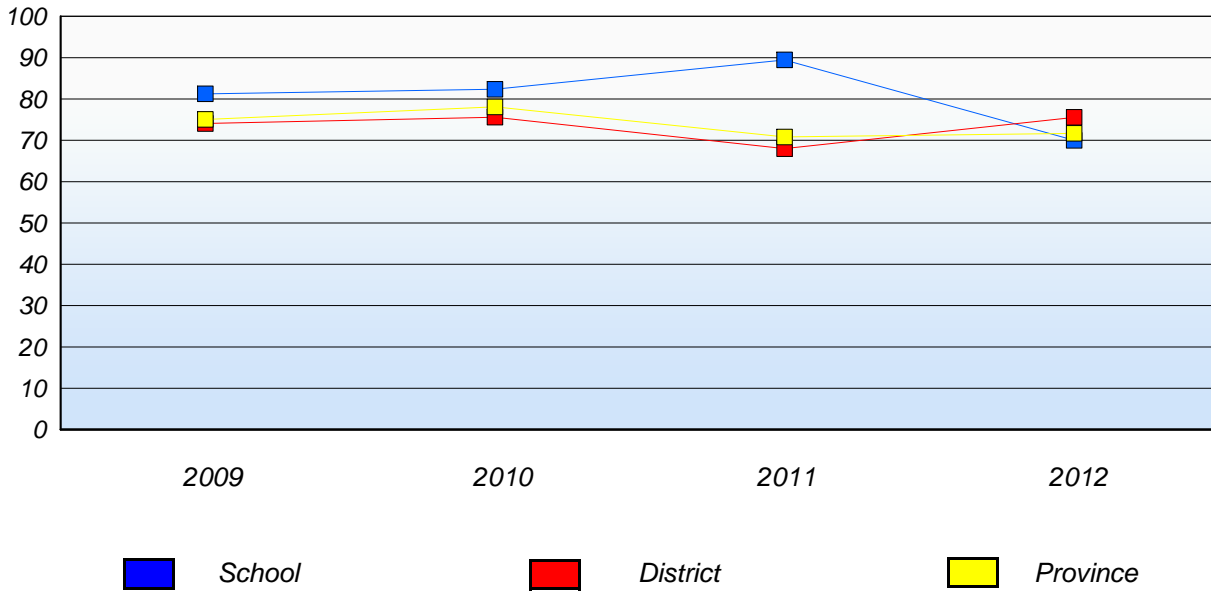
* Mushuau Innu Natuashish School and Sheshatshiu Innu School are excluded from district and provincial results.

* Reading score is composite of Non Fiction and Poet. Source: Division of Evaluation and Research, Department of Education

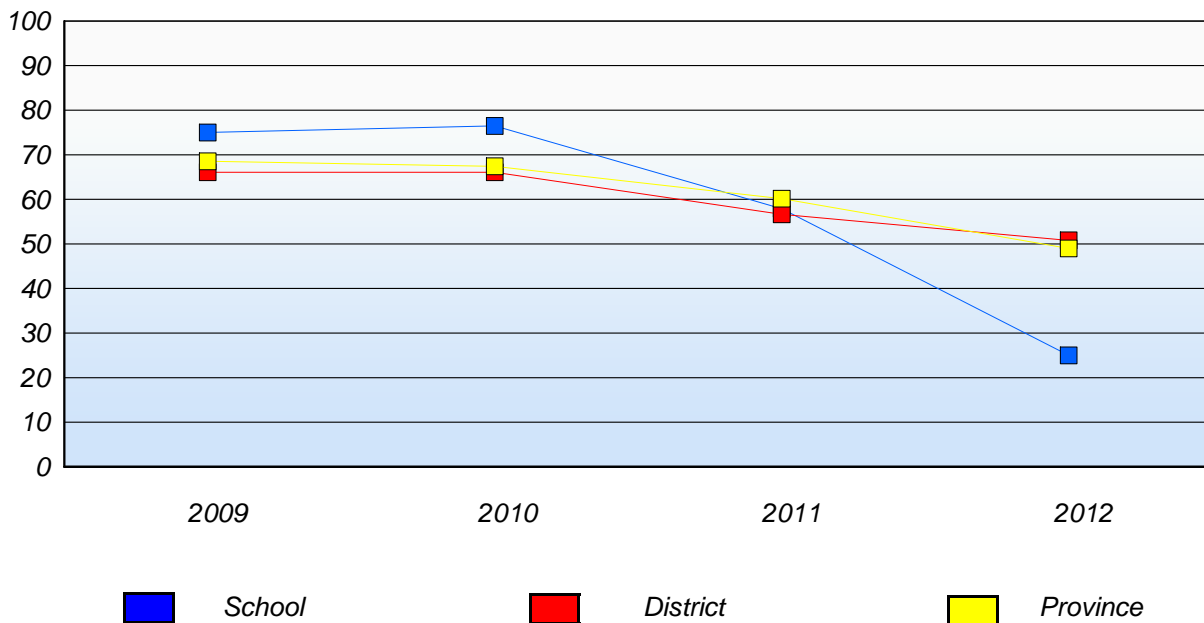
District 3 - Nova Central

School #: 154 Hillside Elementary

Demand Writing
Percentage of students at level 3 or above (2009 - 2012)



Reading
Percentage of students at level 3 or above (2009 - 2012)



* In some cases, CRT numbers may exceed AGR numbers based on late enrolments. Pie chart is based on the number of students who wrote the CRT.

* Mushuau Innu Natuashish School and Sheshatshiu Innu School are excluded from district and provincial results.

* Reading score is composite of Non Fiction and Poet. Source: Division of Evaluation and Research, Department of Education

District 3 - Nova Central

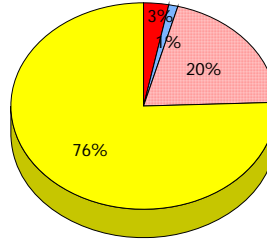
School #: 156 H.L. Strong Academy

Demand Writing

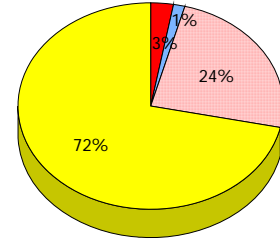
School

School data with 5 or fewer students withheld for reasons of confidentiality.

District



Province



2012

Apr 30,
2012 (1)

2011

AGR (0)

2010

AGR (0)

2009

AGR (0)

Exemption

Unknown

Not Yet Meeting (1 or 2)

Meeting or Exceeding (3,4,5)

* In some cases, CRT numbers may exceed AGR numbers based on late enrolments. Pie chart is based on the number of students who wrote the CRT.

* Mushuau Innu Natuashish School and Sheshatshiu Innu School are excluded from district and provincial results.

* Reading score is composite of Non Fiction and Poet. Source: Division of Evaluation and Research, Department of Education

District 3 - Nova Central

School #: 156 H.L. Strong Academy

School

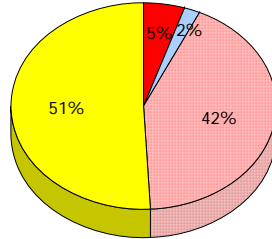
*School data with 5 or fewer students
withheld for reasons of confidentiality.*

2012

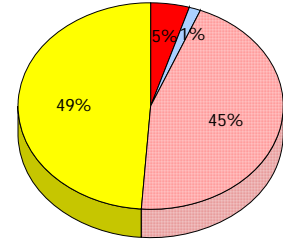
Apr 30,
2012 (1)

Reading

District



Province



2011

AGR (0)

2010

AGR (0)

2009

AGR (0)



Exemption



Unknown



Not Yet Meeting (1 or 2)



Meeting or Exceeding (3,4,5)

* In some cases, CRT numbers may exceed AGR numbers based on late enrolments. Pie chart is based on the number of students who wrote the CRT.

* Mushuau Innu Natuashish School and Sheshatshiu Innu School are excluded from district and provincial results.

* Reading score is composite of Non Fiction and Poet. Source: Division of Evaluation and Research, Department of Education

District 3 - Nova Central

School #: 156 H.L. Strong Academy

Demand Writing

Percentage of students at level 3 or above (2009 - 2012)

School data with 5 or fewer students withheld for reasons of confidentiality.



Reading

Percentage of students at level 3 or above (2009 - 2012)

School data with 5 or fewer students withheld for reasons of confidentiality.



* In some cases, CRT numbers may exceed AGR numbers based on late enrolments. Pie chart is based on the number of students who wrote the CRT.

* Mushuau Innu Natuashish School and Sheshatshiu Innu School are excluded from district and provincial results.

* Reading score is composite of Non Fiction and Poet. Source: Division of Evaluation and Research, Department of Education

District 3 - Nova Central

School #: 157 St. Peter's AG

Demand Writing

School

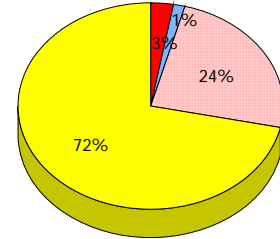
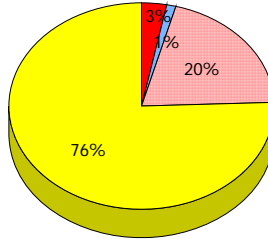
School data with 5 or fewer students withheld for reasons of confidentiality.

District

Province

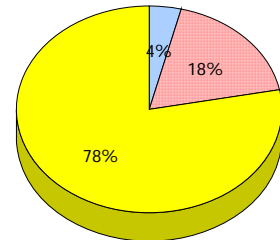
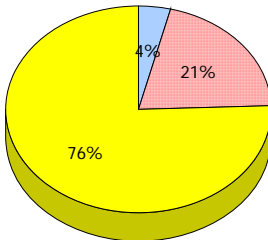
2012

Apr 30,
2012 (1)



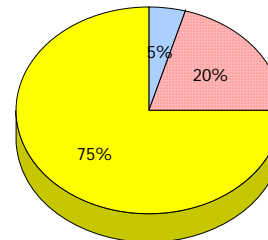
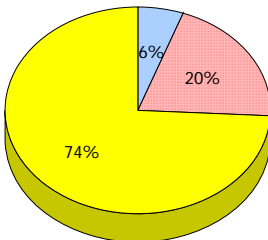
2011

AGR (0)



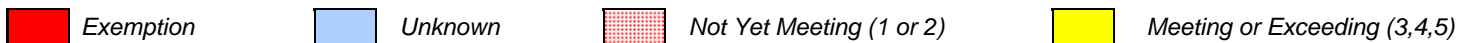
2010

AGR (1)



2009

AGR (1)



* In some cases, CRT numbers may exceed AGR numbers based on late enrolments. Pie chart is based on the number of students who wrote the CRT.

* Mushuau Innu Natuashish School and Sheshatshiu Innu School are excluded from district and provincial results.

* Reading score is composite of Non Fiction and Poet. Source: Division of Evaluation and Research, Department of Education

District 3 - Nova Central

School #: 157 St. Peter's AG

School

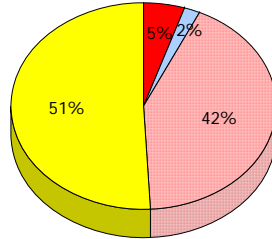
*School data with 5 or fewer students
withheld for reasons of confidentiality.*

2012

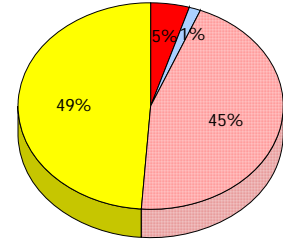
Apr 30,
2012 (1)

Reading

District



Province

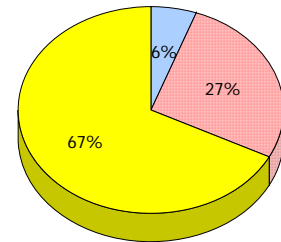
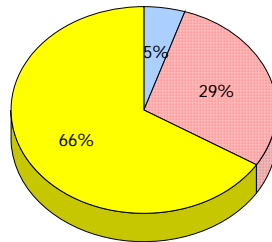


2011

AGR (0)

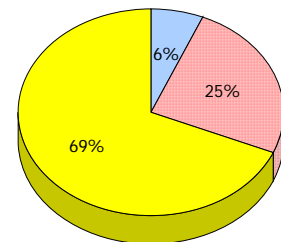
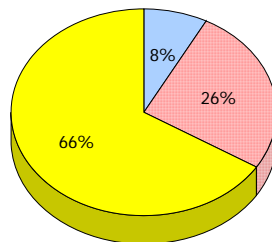
2010

AGR (1)



2009

AGR (1)



Exemption
 Unknown
 Not Yet Meeting (1 or 2)
 Meeting or Exceeding (3,4,5)

* In some cases, CRT numbers may exceed AGR numbers based on late enrolments. Pie chart is based on the number of students who wrote the CRT.

* Mushuau Innu Natuashish School and Sheshatshiu Innu School are excluded from district and provincial results.

* Reading score is composite of Non Fiction and Poet. Source: Division of Evaluation and Research, Department of Education

District 3 - Nova Central

School #: 157 St. Peter's AG

Demand Writing

Percentage of students at level 3 or above (2009 - 2012)

School data with 5 or fewer students withheld for reasons of confidentiality.



Reading

Percentage of students at level 3 or above (2009 - 2012)

School data with 5 or fewer students withheld for reasons of confidentiality.



* In some cases, CRT numbers may exceed AGR numbers based on late enrolments. Pie chart is based on the number of students who wrote the CRT.

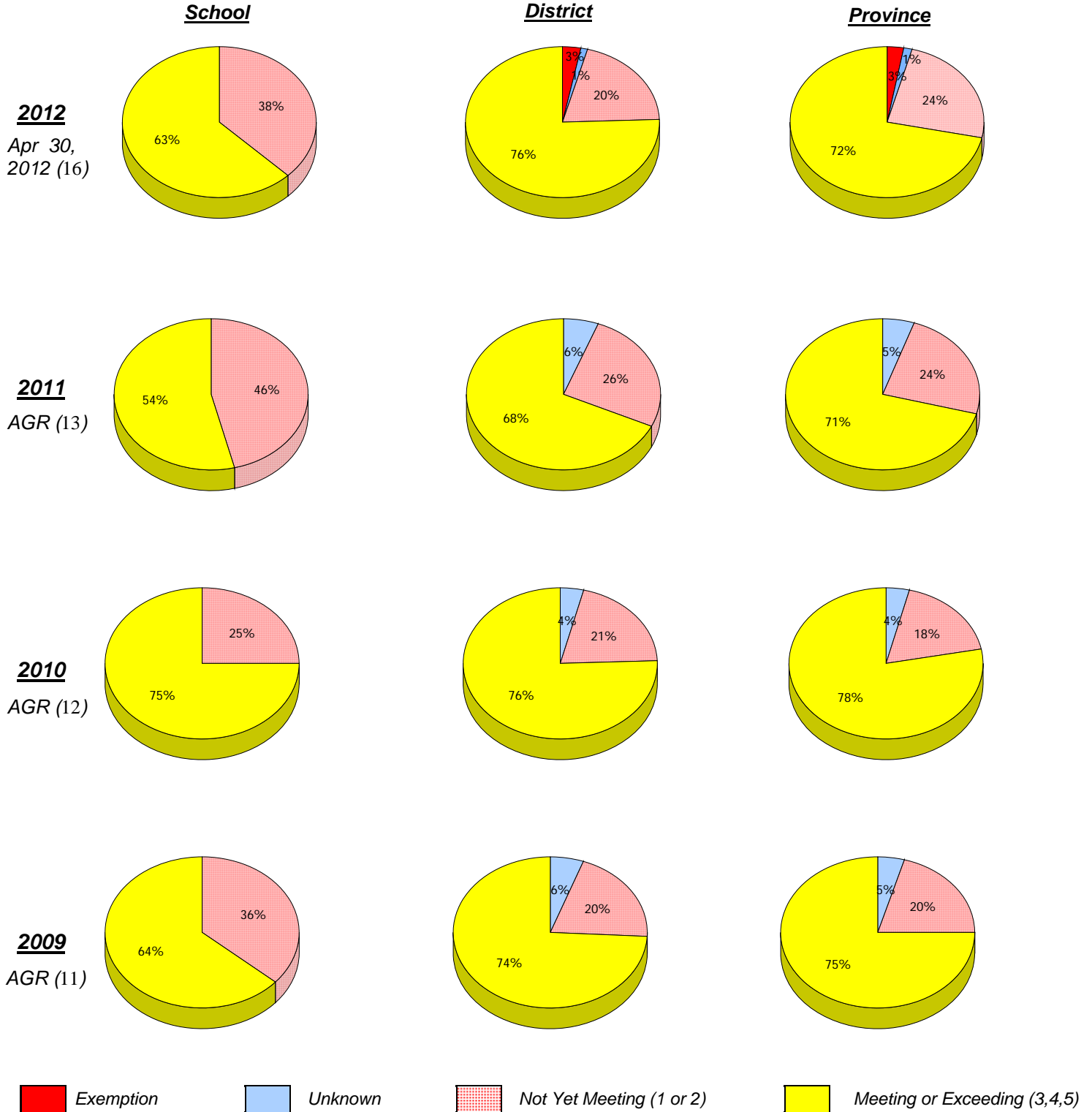
* Mushuau Innu Natuashish School and Sheshatshiu Innu School are excluded from district and provincial results.

* Reading score is composite of Non Fiction and Poet. Source: Division of Evaluation and Research, Department of Education

District 3 - Nova Central

School #: 158 MSB Regional Academy

Demand Writing



* In some cases, CRT numbers may exceed AGR numbers based on late enrolments. Pie chart is based on the number of students who wrote the CRT.

* Mushuau Innu Natuashish School and Sheshatshiu Innu School are excluded from district and provincial results.

* Reading score is composite of Non Fiction and Poet. Source: Division of Evaluation and Research, Department of Education

District 3 - Nova Central

School #: 158 MSB Regional Academy

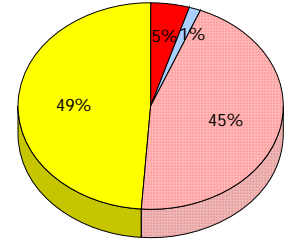
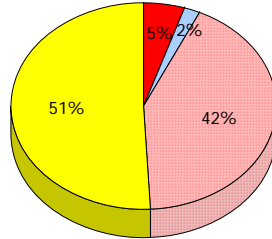
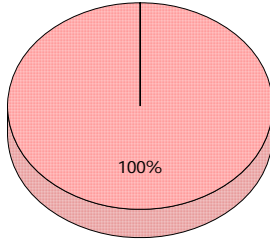
Reading

School

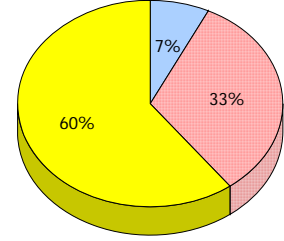
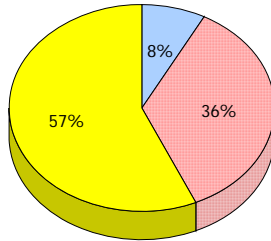
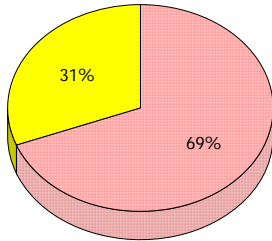
District

Province

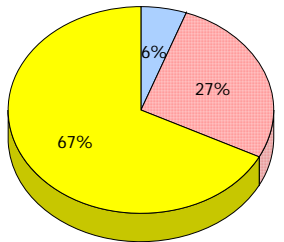
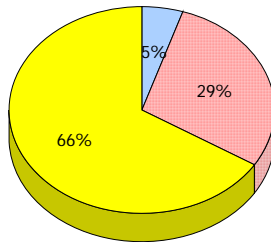
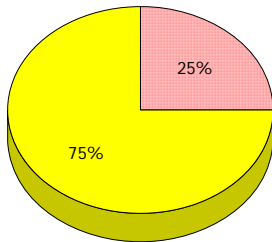
2012
Apr 30,
2012 (16)



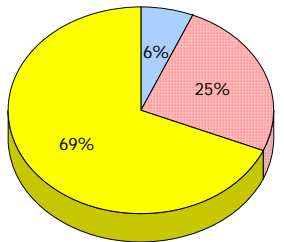
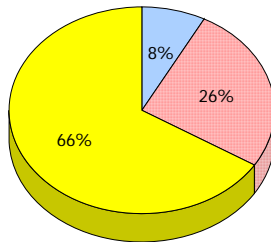
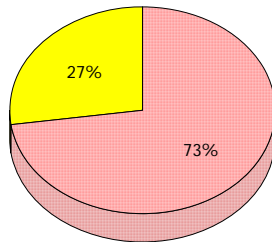
2011
AGR (13)



2010
AGR (12)



2009
AGR (11)



■ Exemption
 ■ Unknown
 ■ Not Yet Meeting (1 or 2)
 ■ Meeting or Exceeding (3,4,5)

* In some cases, CRT numbers may exceed AGR numbers based on late enrolments. Pie chart is based on the number of students who wrote the CRT.

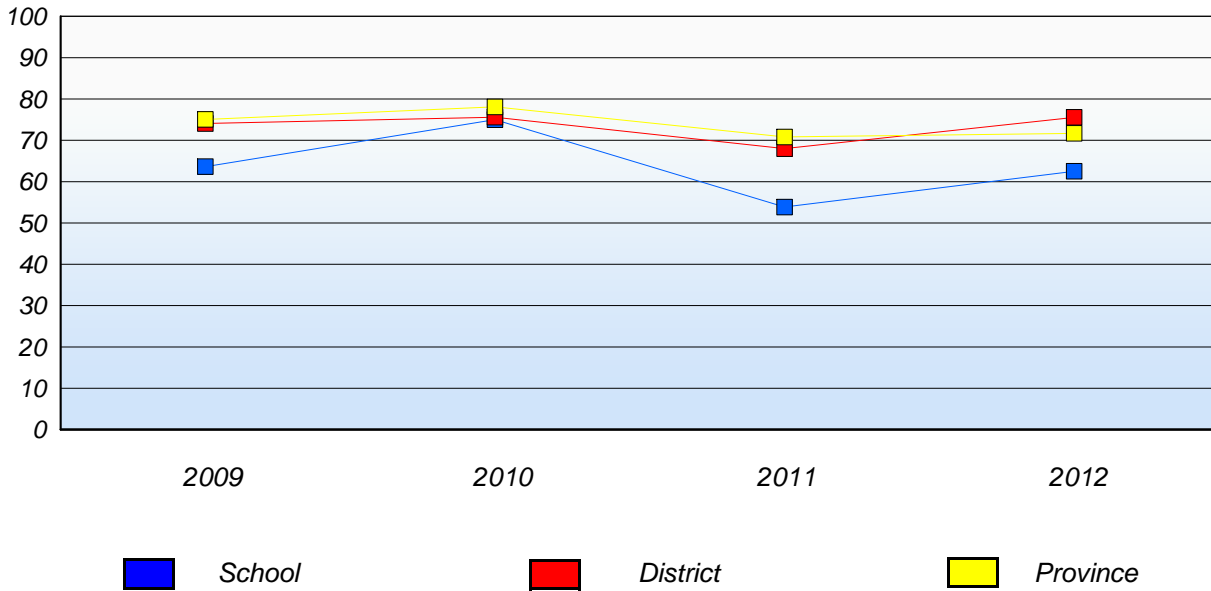
* Mushuau Innu Natuashish School and Sheshatshiu Innu School are excluded from district and provincial results.

* Reading score is composite of Non Fiction and Poet. Source: Division of Evaluation and Research, Department of Education

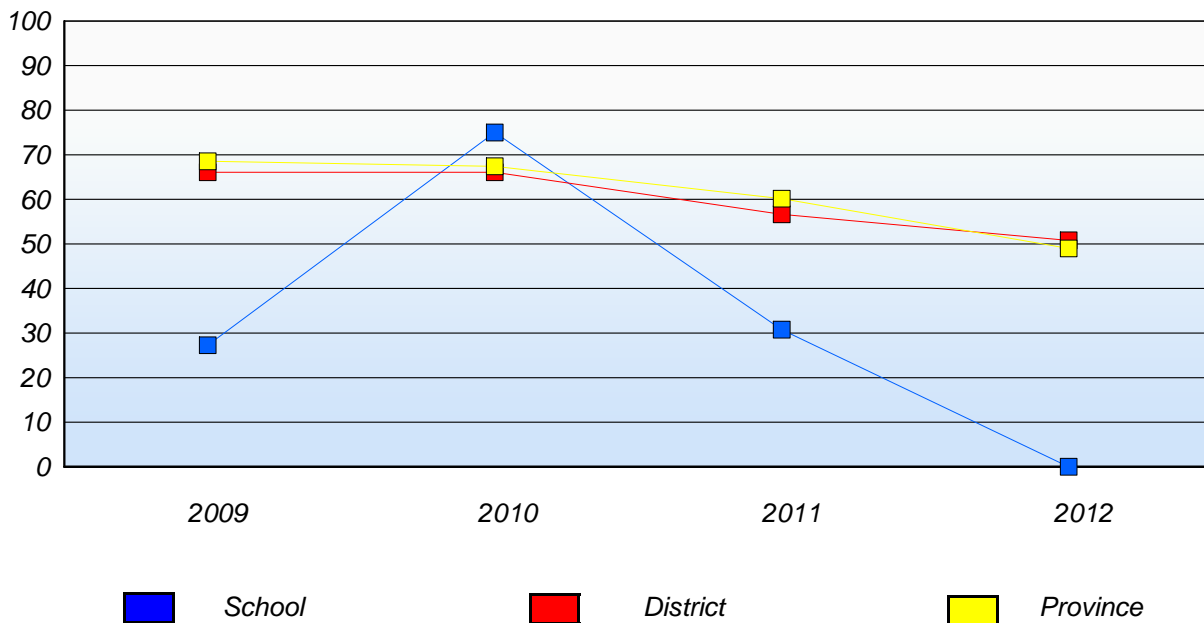
District 3 - Nova Central

School #: 158 MSB Regional Academy

Demand Writing
Percentage of students at level 3 or above (2009 - 2012)



Reading
Percentage of students at level 3 or above (2009 - 2012)



* In some cases, CRT numbers may exceed AGR numbers based on late enrolments. Pie chart is based on the number of students who wrote the CRT.

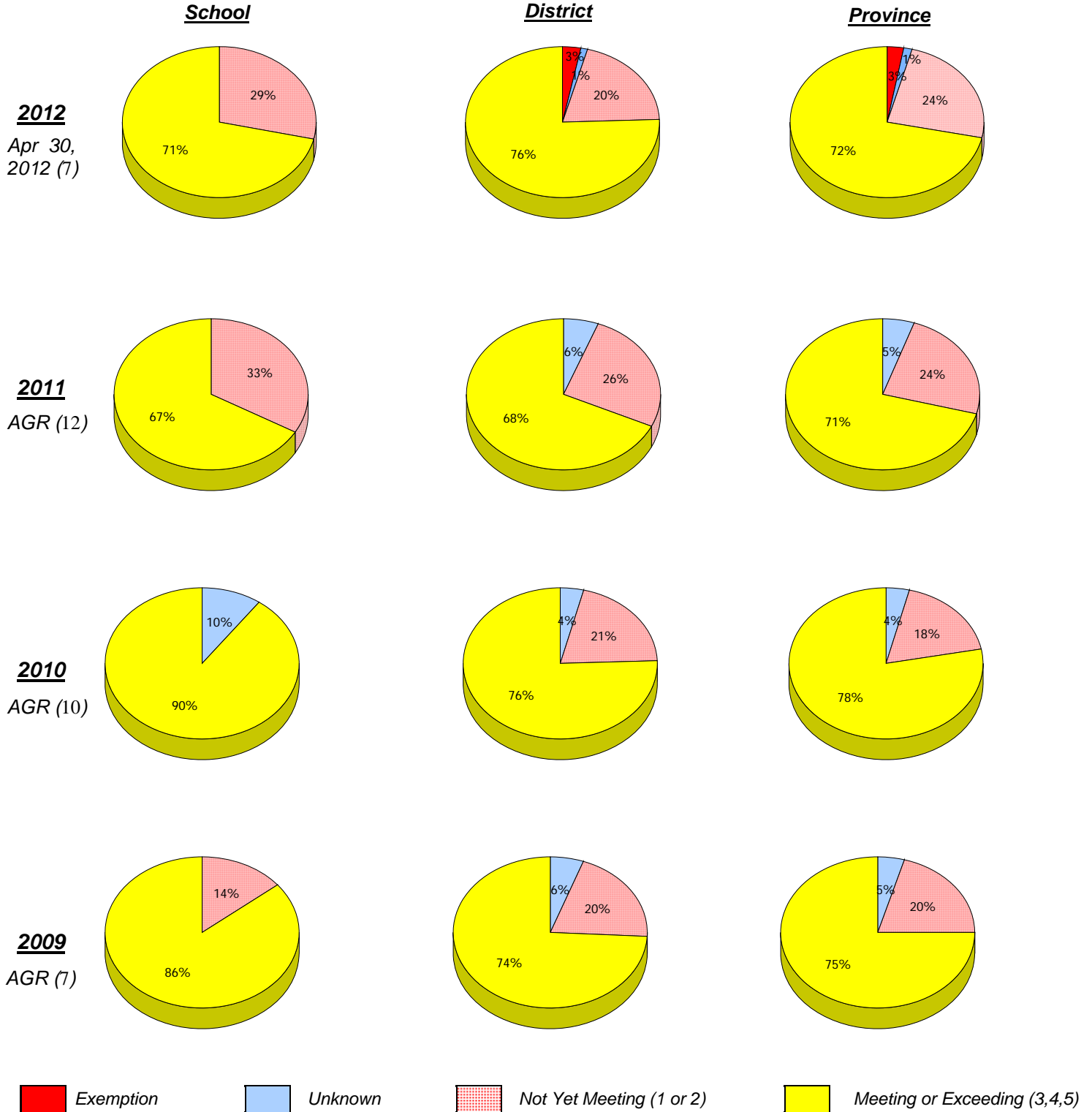
* Mushuau Innu Natuashish School and Sheshatshiu Innu School are excluded from district and provincial results.

* Reading score is composite of Non Fiction and Poet. Source: Division of Evaluation and Research, Department of Education

District 3 - Nova Central

School #: 163 Point Leamington Academy

Demand Writing



* In some cases, CRT numbers may exceed AGR numbers based on late enrolments. Pie chart is based on the number of students who wrote the CRT.

* Mushuau Innu Natuashish School and Sheshatshiu Innu School are excluded from district and provincial results.

* Reading score is composite of Non Fiction and Poet. Source: Division of Evaluation and Research, Department of Education

District 3 - Nova Central

School #: 163 Point Leamington Academy

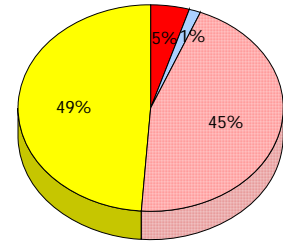
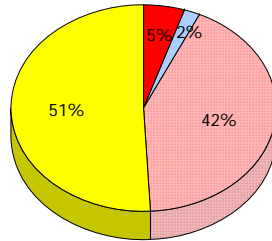
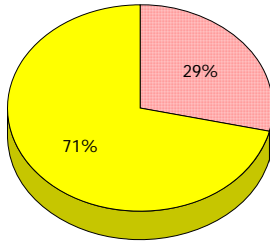
Reading

School

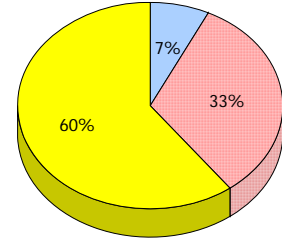
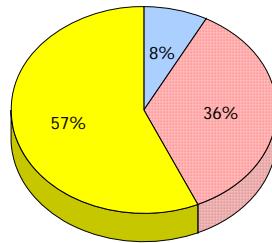
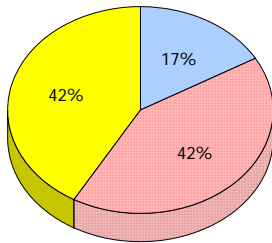
District

Province

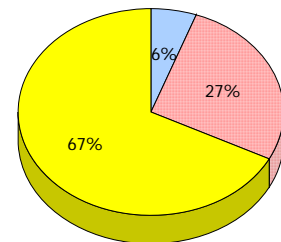
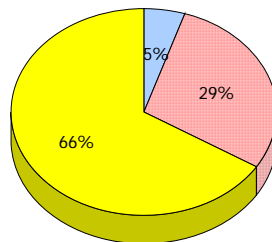
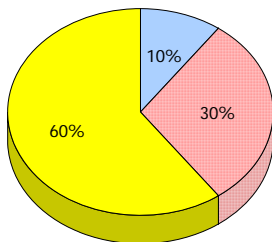
2012
Apr 30,
2012 (7)



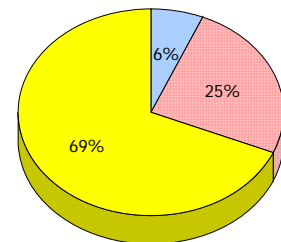
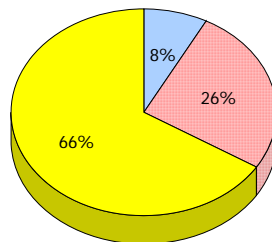
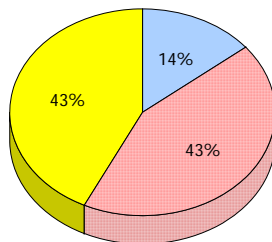
2011
AGR (12)



2010
AGR (10)



2009
AGR (7)



■ Exemption
 ■ Unknown
 ■ Not Yet Meeting (1 or 2)
 ■ Meeting or Exceeding (3,4,5)

* In some cases, CRT numbers may exceed AGR numbers based on late enrolments. Pie chart is based on the number of students who wrote the CRT.

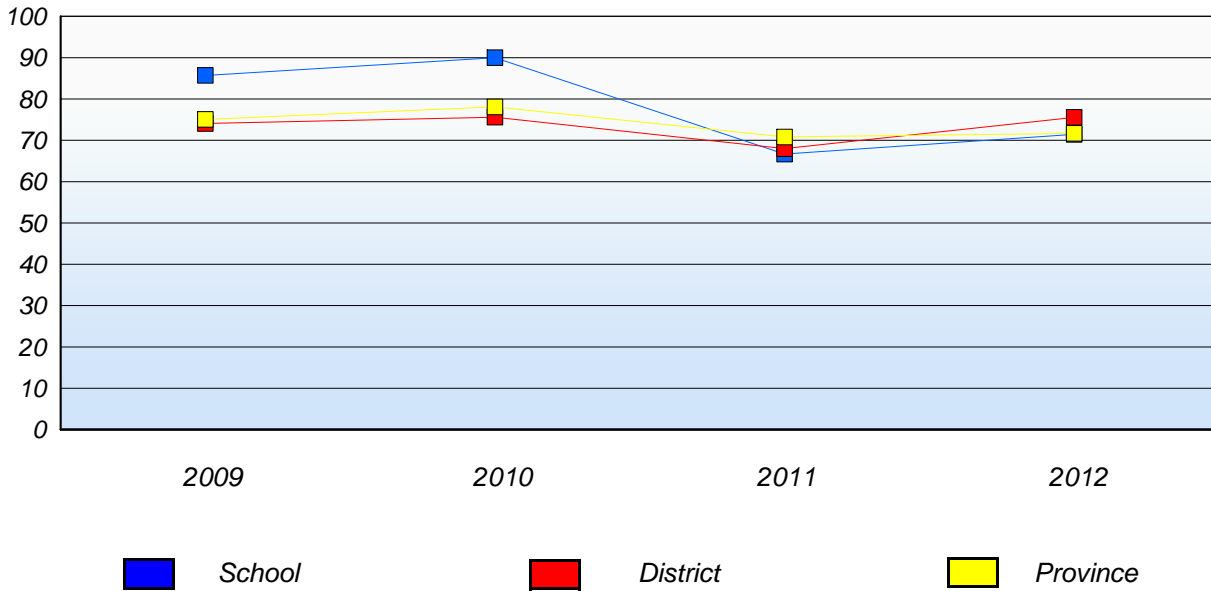
* Mushuau Innu Natuashish School and Sheshatshiu Innu School are excluded from district and provincial results.

* Reading score is composite of Non Fiction and Poet. Source: Division of Evaluation and Research, Department of Education

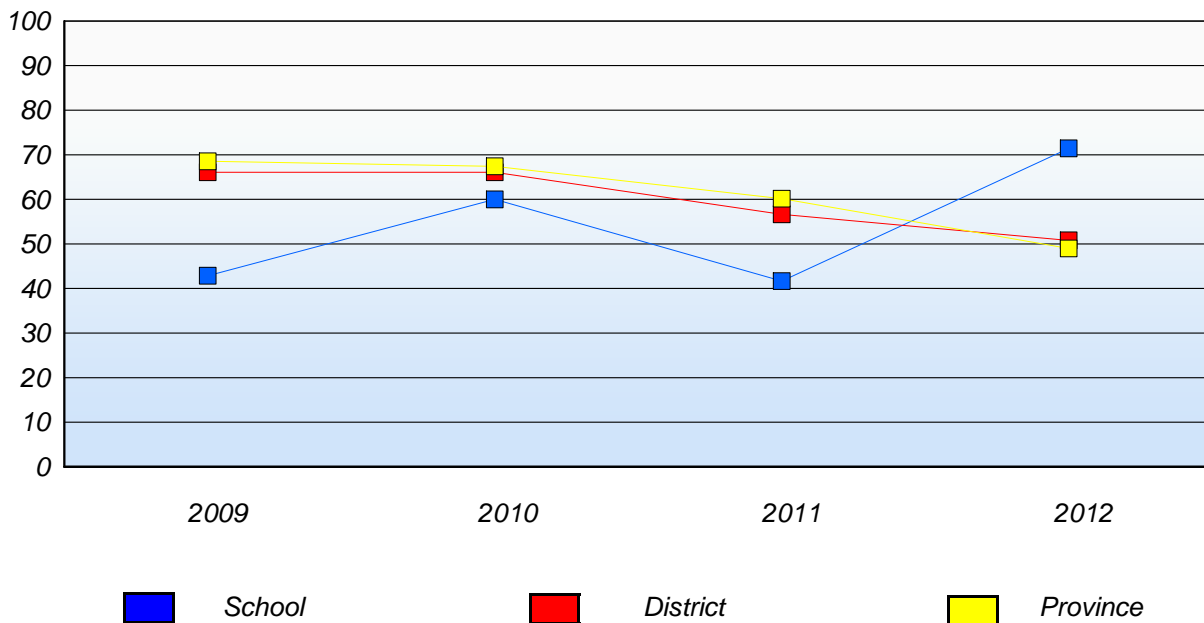
District 3 - Nova Central

School #: 163 Point Leamington Academy

Demand Writing
Percentage of students at level 3 or above (2009 - 2012)



Reading
Percentage of students at level 3 or above (2009 - 2012)



* In some cases, CRT numbers may exceed AGR numbers based on late enrolments. Pie chart is based on the number of students who wrote the CRT.

* Mushuau Innu Natuashish School and Sheshatshiu Innu School are excluded from district and provincial results.

* Reading score is composite of Non Fiction and Poet. Source: Division of Evaluation and Research, Department of Education

District 3 - Nova Central

School #: 165 St. Stephen's AG

Demand Writing

School

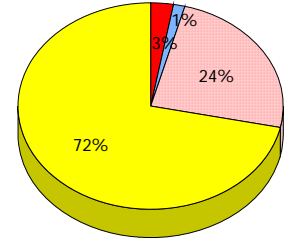
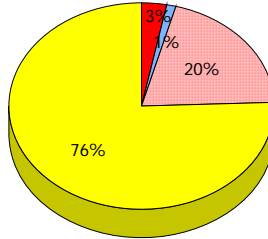
School data with 5 or fewer students withheld for reasons of confidentiality.

District

Province

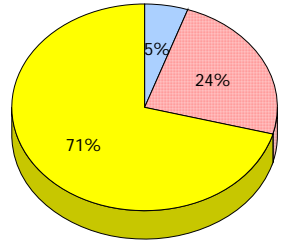
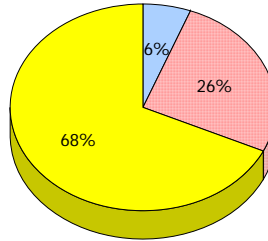
2012

Apr 30,
2012 (1)



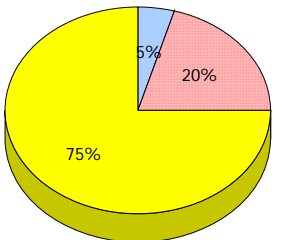
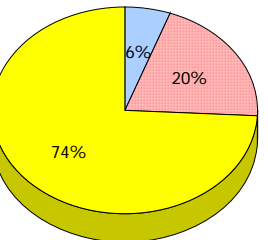
2011

AGR (3)



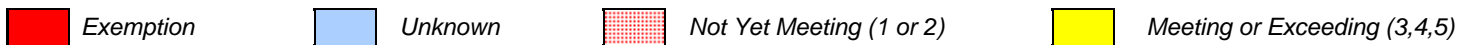
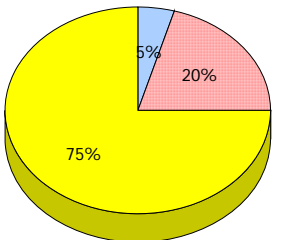
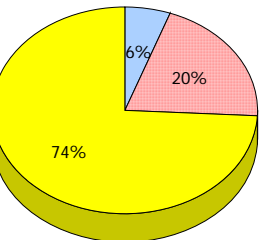
2010

AGR (0)



2009

AGR (2)



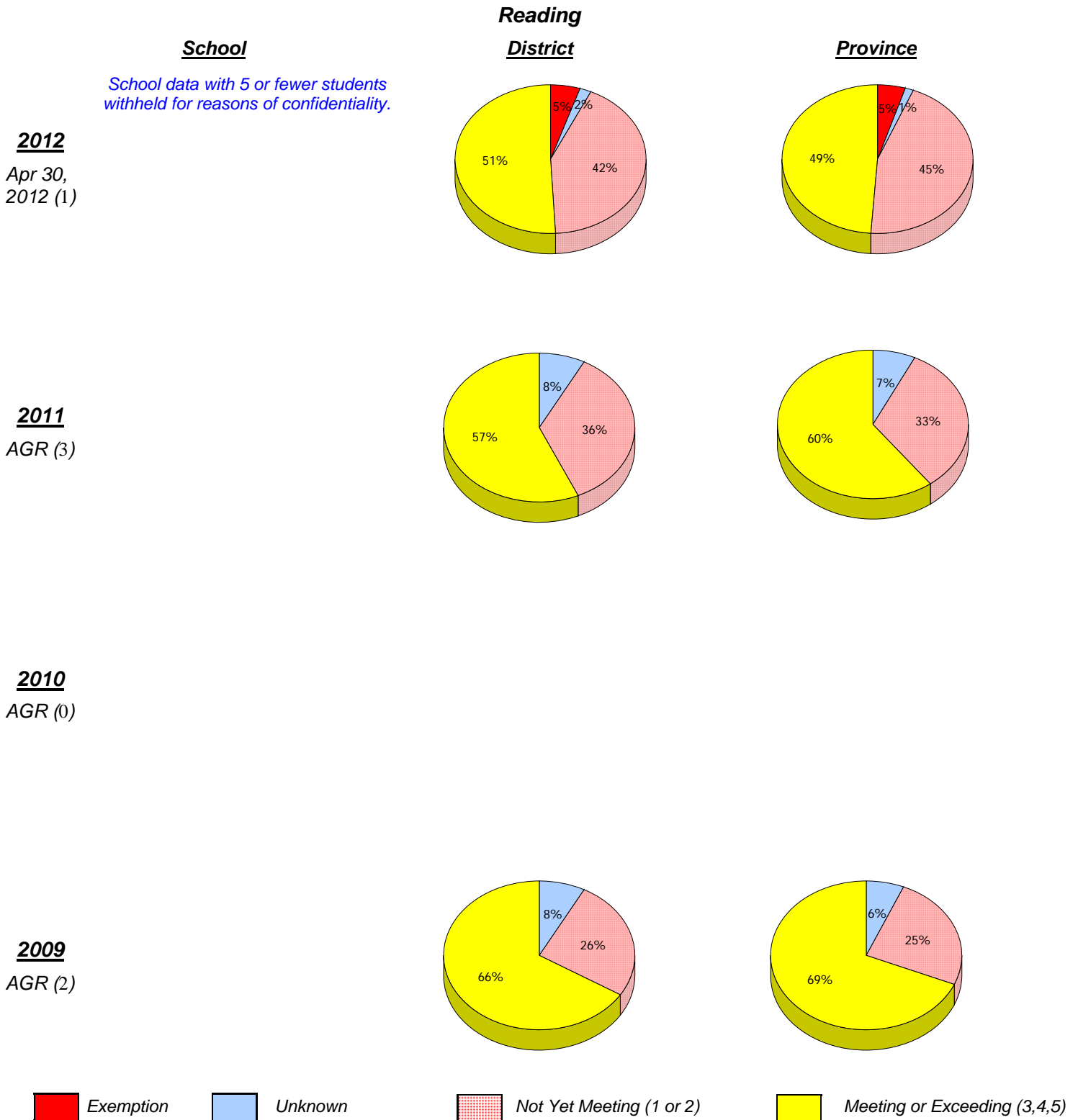
* In some cases, CRT numbers may exceed AGR numbers based on late enrolments. Pie chart is based on the number of students who wrote the CRT.

* Mushuau Innu Natuashish School and Sheshatshiu Innu School are excluded from district and provincial results.

* Reading score is composite of Non Fiction and Poet. Source: Division of Evaluation and Research, Department of Education

District 3 - Nova Central

School #: 165 St. Stephen's AG



* In some cases, CRT numbers may exceed AGR numbers based on late enrolments. Pie chart is based on the number of students who wrote the CRT.

* Mushuau Innu Natuashish School and Sheshatshiu Innu School are excluded from district and provincial results.

* Reading score is composite of Non Fiction and Poet. Source: Division of Evaluation and Research, Department of Education

District 3 - Nova Central

School #: 165 St. Stephen's AG

Demand Writing

Percentage of students at level 3 or above (2009 - 2012)

School data with 5 or fewer students withheld for reasons of confidentiality.



Reading

Percentage of students at level 3 or above (2009 - 2012)

School data with 5 or fewer students withheld for reasons of confidentiality.



* In some cases, CRT numbers may exceed AGR numbers based on late enrolments. Pie chart is based on the number of students who wrote the CRT.

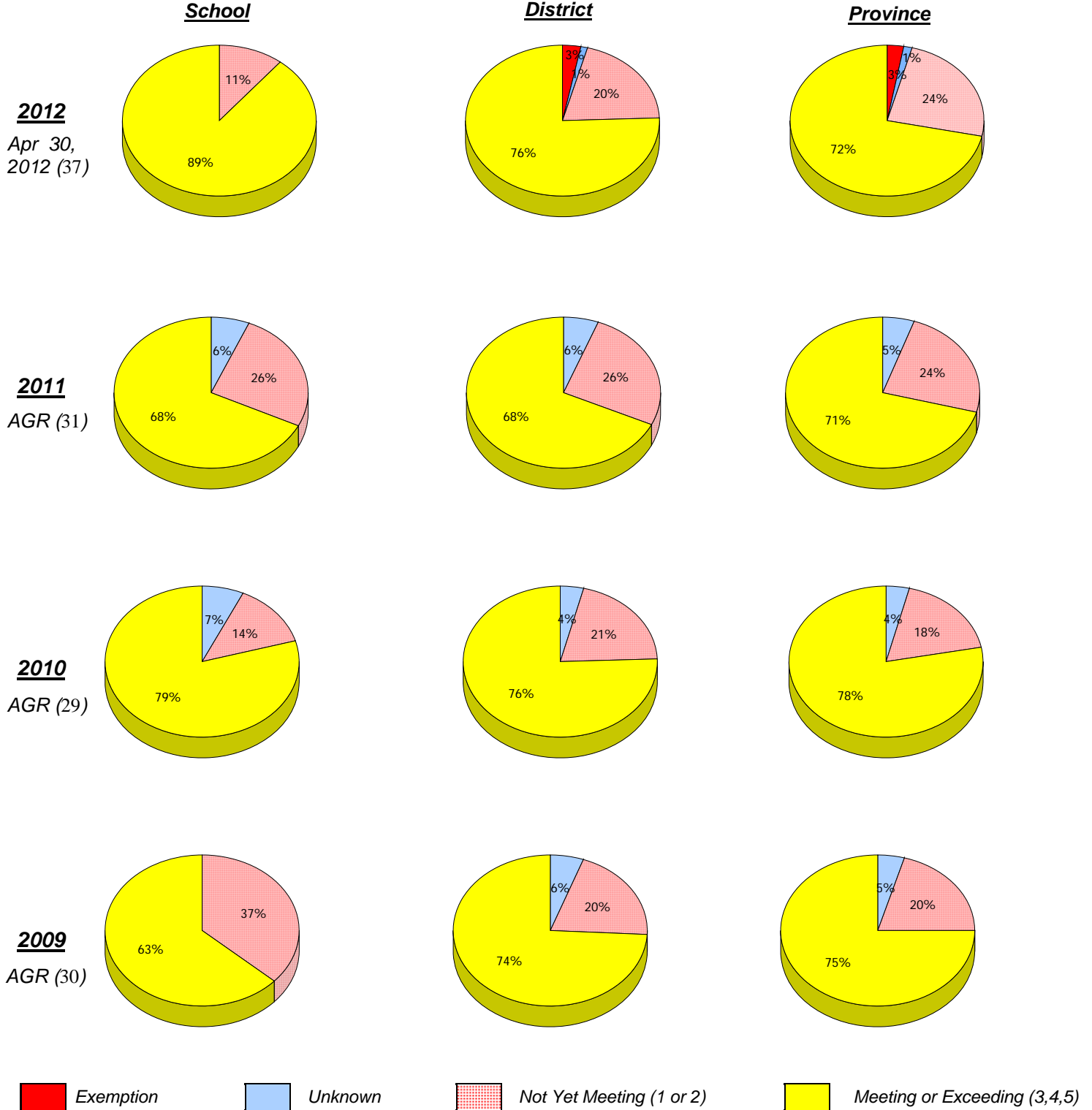
* Mushuau Innu Natuashish School and Sheshatshiu Innu School are excluded from district and provincial results.

* Reading score is composite of Non Fiction and Poet. Source: Division of Evaluation and Research, Department of Education

District 3 - Nova Central

School #: 167 Green Bay South Academy

Demand Writing



* In some cases, CRT numbers may exceed AGR numbers based on late enrolments. Pie chart is based on the number of students who wrote the CRT.

* Mushuau Innu Natuashish School and Sheshatshiu Innu School are excluded from district and provincial results.

* Reading score is composite of Non Fiction and Poet. Source: Division of Evaluation and Research, Department of Education

District 3 - Nova Central

School #: 167 Green Bay South Academy

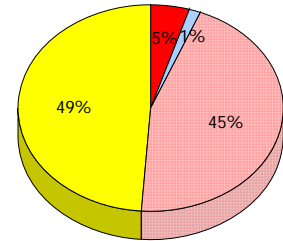
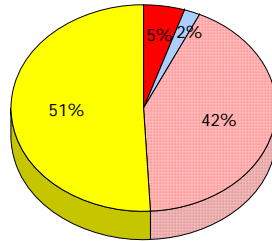
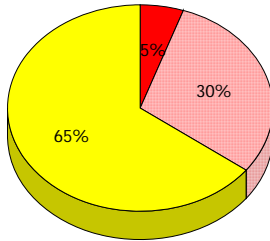
Reading

School

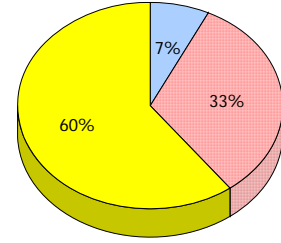
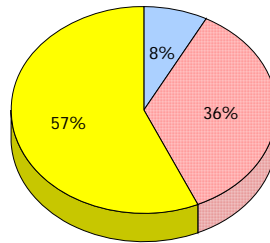
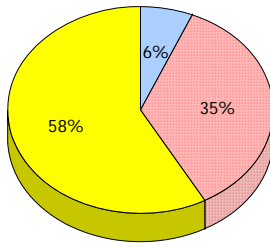
District

Province

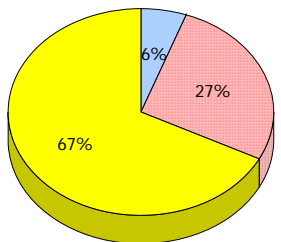
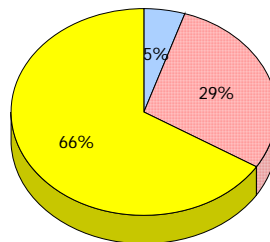
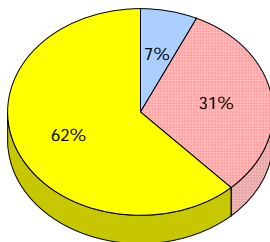
2012
Apr 30,
2012 (37)



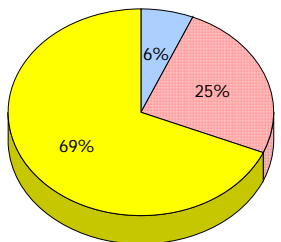
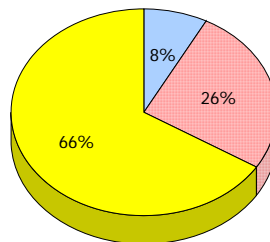
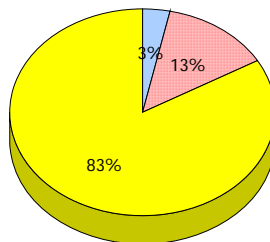
2011
AGR (31)



2010
AGR (29)



2009
AGR (30)



■ Exemption
 ■ Unknown
 ■ Not Yet Meeting (1 or 2)
 ■ Meeting or Exceeding (3,4,5)

* In some cases, CRT numbers may exceed AGR numbers based on late enrolments. Pie chart is based on the number of students who wrote the CRT.

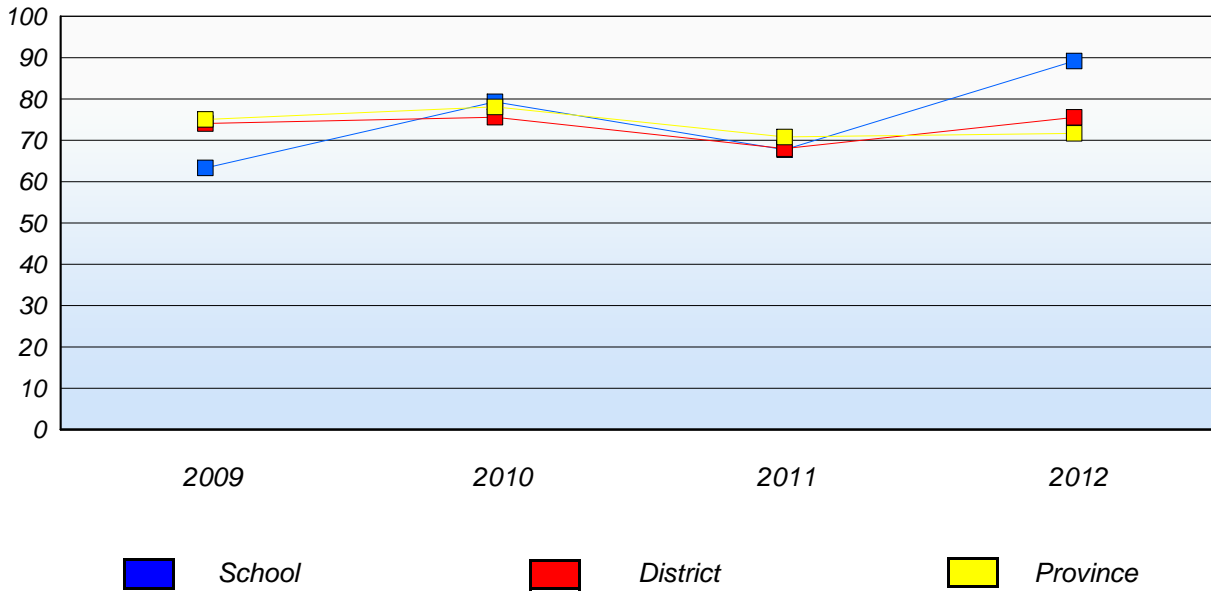
* Mushuau Innu Natuashish School and Sheshatshiu Innu School are excluded from district and provincial results.

* Reading score is composite of Non Fiction and Poet. Source: Division of Evaluation and Research, Department of Education

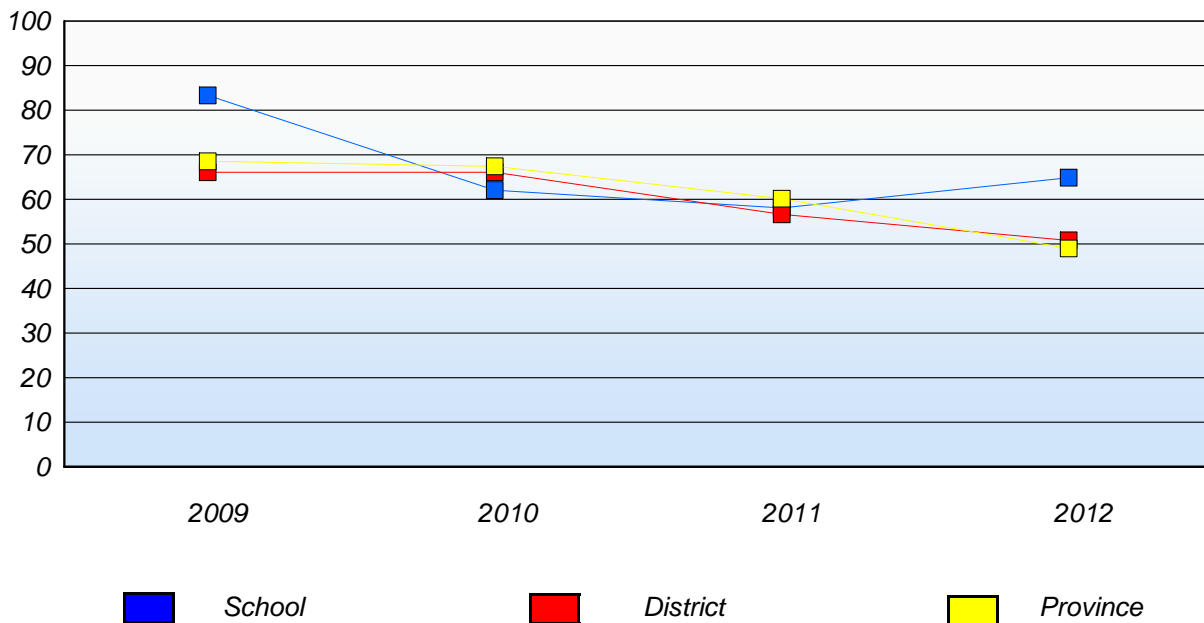
District 3 - Nova Central

School #: 167 Green Bay South Academy

Demand Writing
Percentage of students at level 3 or above (2009 - 2012)



Reading
Percentage of students at level 3 or above (2009 - 2012)



* In some cases, CRT numbers may exceed AGR numbers based on late enrolments. Pie chart is based on the number of students who wrote the CRT.

* Mushuau Innu Natuashish School and Sheshatshiu Innu School are excluded from district and provincial results.

* Reading score is composite of Non Fiction and Poet. Source: Division of Evaluation and Research, Department of Education

District 3 - Nova Central

School #: 174 St. Peter's Academy

Demand Writing

School

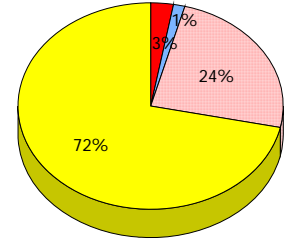
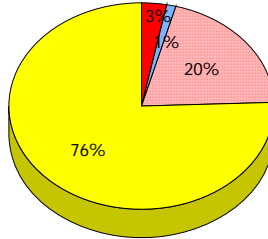
School data with 5 or fewer students withheld for reasons of confidentiality.

District

Province

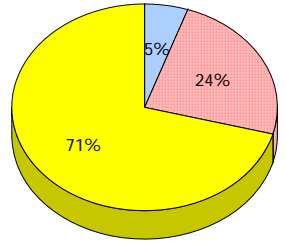
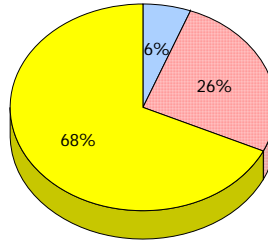
2012

Apr 30,
2012 (2)



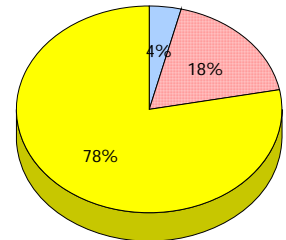
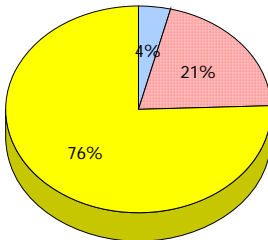
2011

AGR (5)



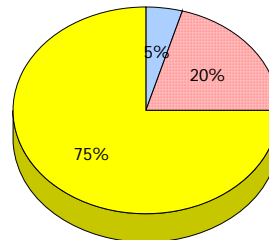
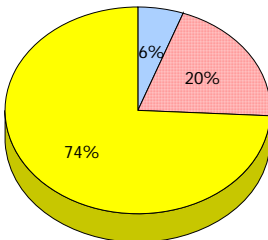
2010

AGR (1)



2009

AGR (2)



Exemption
 Unknown
 Not Yet Meeting (1 or 2)
 Meeting or Exceeding (3,4,5)

* In some cases, CRT numbers may exceed AGR numbers based on late enrolments. Pie chart is based on the number of students who wrote the CRT.

* Mushuau Innu Natuashish School and Sheshatshiu Innu School are excluded from district and provincial results.

* Reading score is composite of Non Fiction and Poet. Source: Division of Evaluation and Research, Department of Education

District 3 - Nova Central

School #: 174 St. Peter's Academy

School

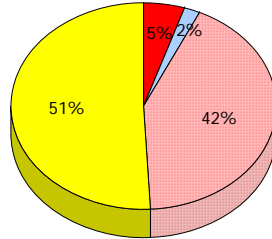
*School data with 5 or fewer students
withheld for reasons of confidentiality.*

2012

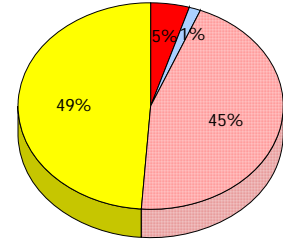
Apr 30,
2012 (2)

Reading

District

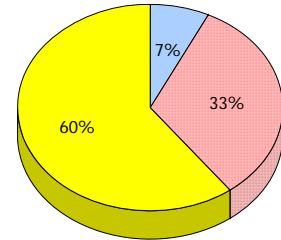
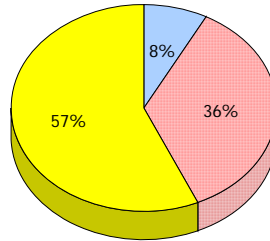


Province



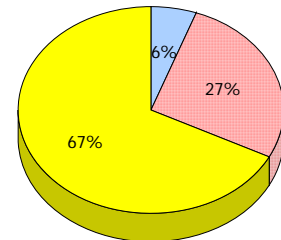
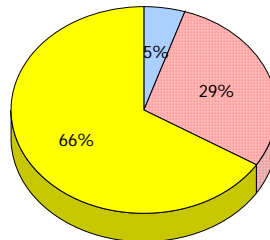
2011

AGR (5)



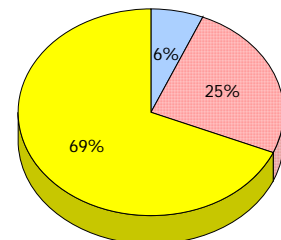
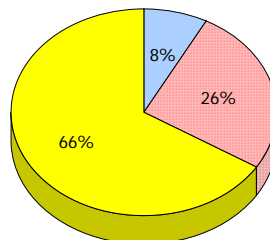
2010

AGR (1)



2009

AGR (2)



■ Exemption
 ■ Unknown
 ■ Not Yet Meeting (1 or 2)
 ■ Meeting or Exceeding (3,4,5)

* In some cases, CRT numbers may exceed AGR numbers based on late enrolments. Pie chart is based on the number of students who wrote the CRT.

* Mushuau Innu Natuashish School and Sheshatshiu Innu School are excluded from district and provincial results.

* Reading score is composite of Non Fiction and Poet. Source: Division of Evaluation and Research, Department of Education

District 3 - Nova Central

School #: 174 St. Peter's Academy

Demand Writing

Percentage of students at level 3 or above (2009 - 2012)

School data with 5 or fewer students withheld for reasons of confidentiality.



Reading

Percentage of students at level 3 or above (2009 - 2012)

School data with 5 or fewer students withheld for reasons of confidentiality.



* In some cases, CRT numbers may exceed AGR numbers based on late enrolments. Pie chart is based on the number of students who wrote the CRT.

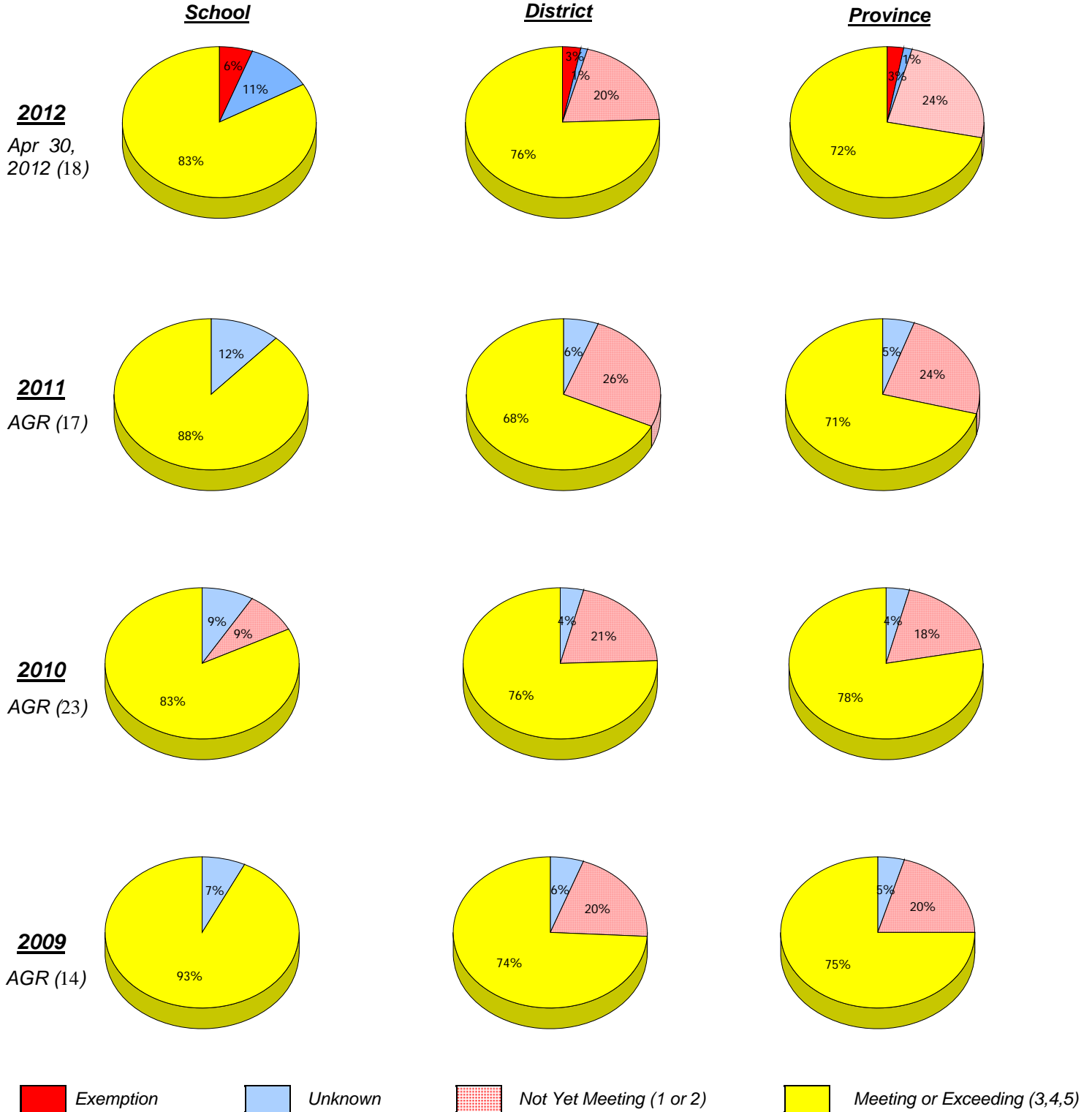
* Mushuau Innu Natuashish School and Sheshatshiu Innu School are excluded from district and provincial results.

* Reading score is composite of Non Fiction and Poet. Source: Division of Evaluation and Research, Department of Education

District 3 - Nova Central

School #: 177 Greenwood Academy

Demand Writing



* In some cases, CRT numbers may exceed AGR numbers based on late enrolments. Pie chart is based on the number of students who wrote the CRT.

* Mushuau Innu Natuashish School and Sheshatshiu Innu School are excluded from district and provincial results.

* Reading score is composite of Non Fiction and Poet. Source: Division of Evaluation and Research, Department of Education

District 3 - Nova Central

School #: 177 Greenwood Academy

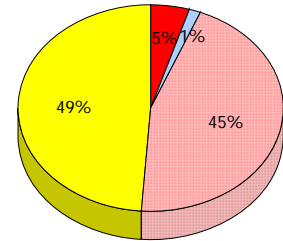
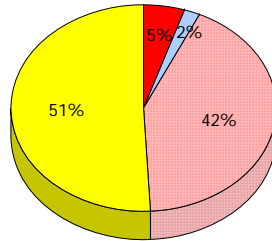
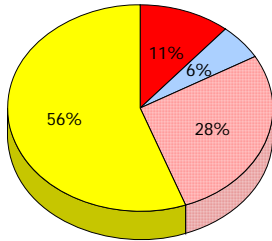
Reading

School

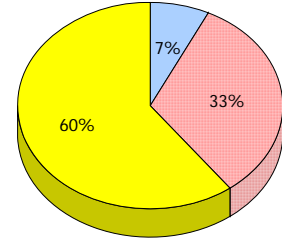
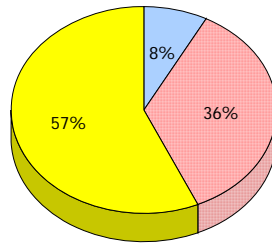
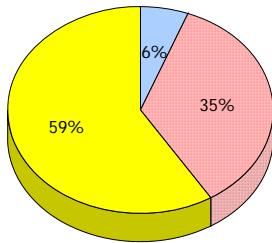
District

Province

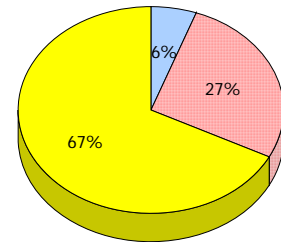
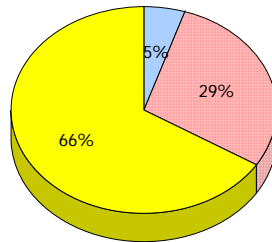
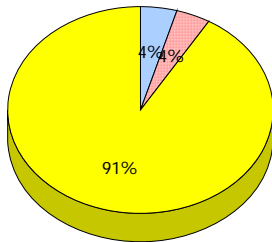
2012
Apr 30,
2012 (18)



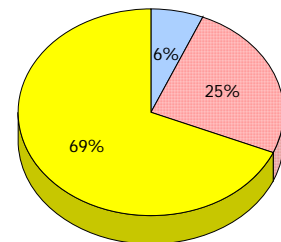
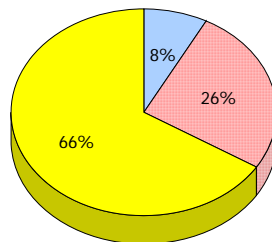
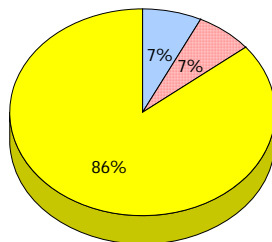
2011
AGR (17)



2010
AGR (23)



2009
AGR (14)



■ Exemption
 ■ Unknown
 ■ Not Yet Meeting (1 or 2)
 ■ Meeting or Exceeding (3,4,5)

* In some cases, CRT numbers may exceed AGR numbers based on late enrolments. Pie chart is based on the number of students who wrote the CRT.

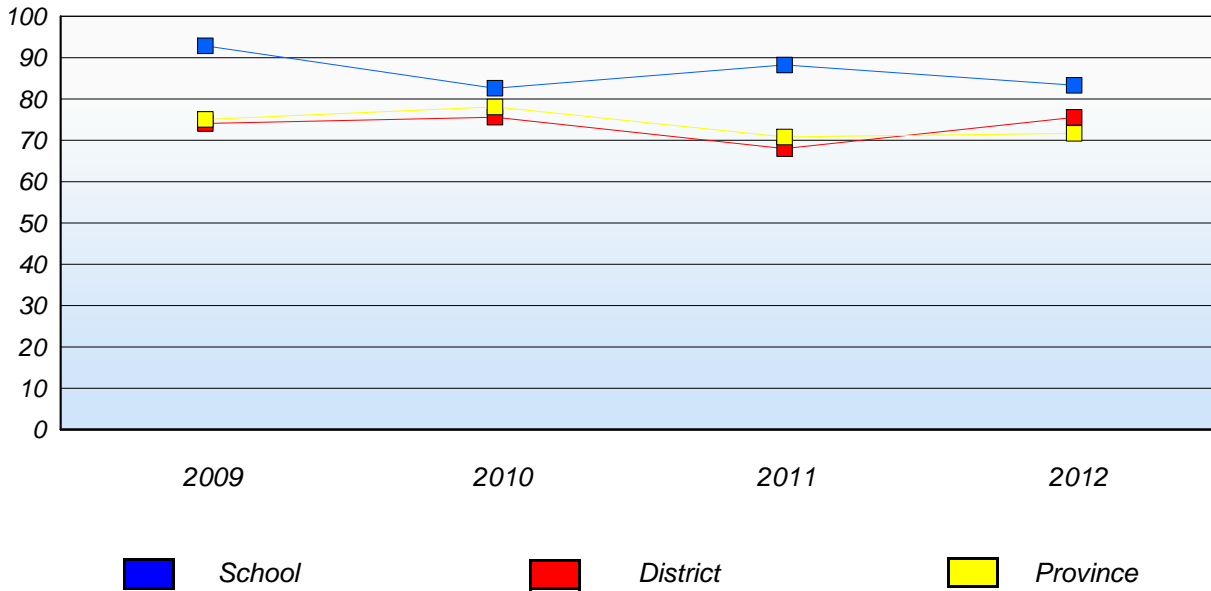
* Mushuau Innu Natuashish School and Sheshatshiu Innu School are excluded from district and provincial results.

* Reading score is composite of Non Fiction and Poet. Source: Division of Evaluation and Research, Department of Education

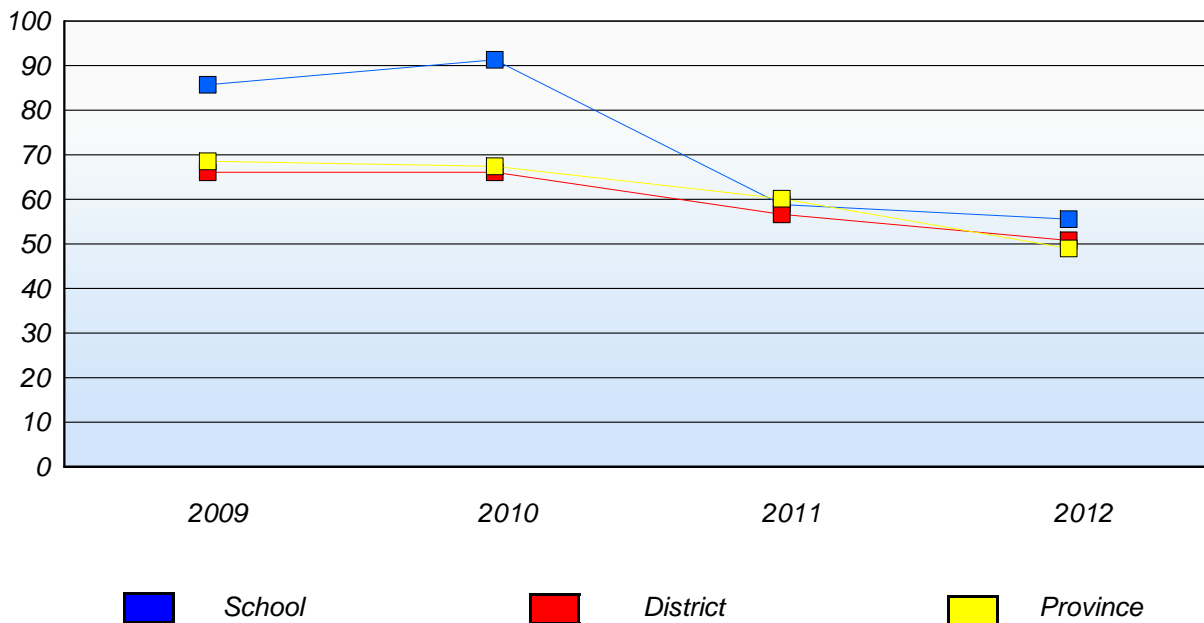
District 3 - Nova Central

School #: 177 Greenwood Academy

Demand Writing
Percentage of students at level 3 or above (2009 - 2012)



Reading
Percentage of students at level 3 or above (2009 - 2012)



* In some cases, CRT numbers may exceed AGR numbers based on late enrolments. Pie chart is based on the number of students who wrote the CRT.

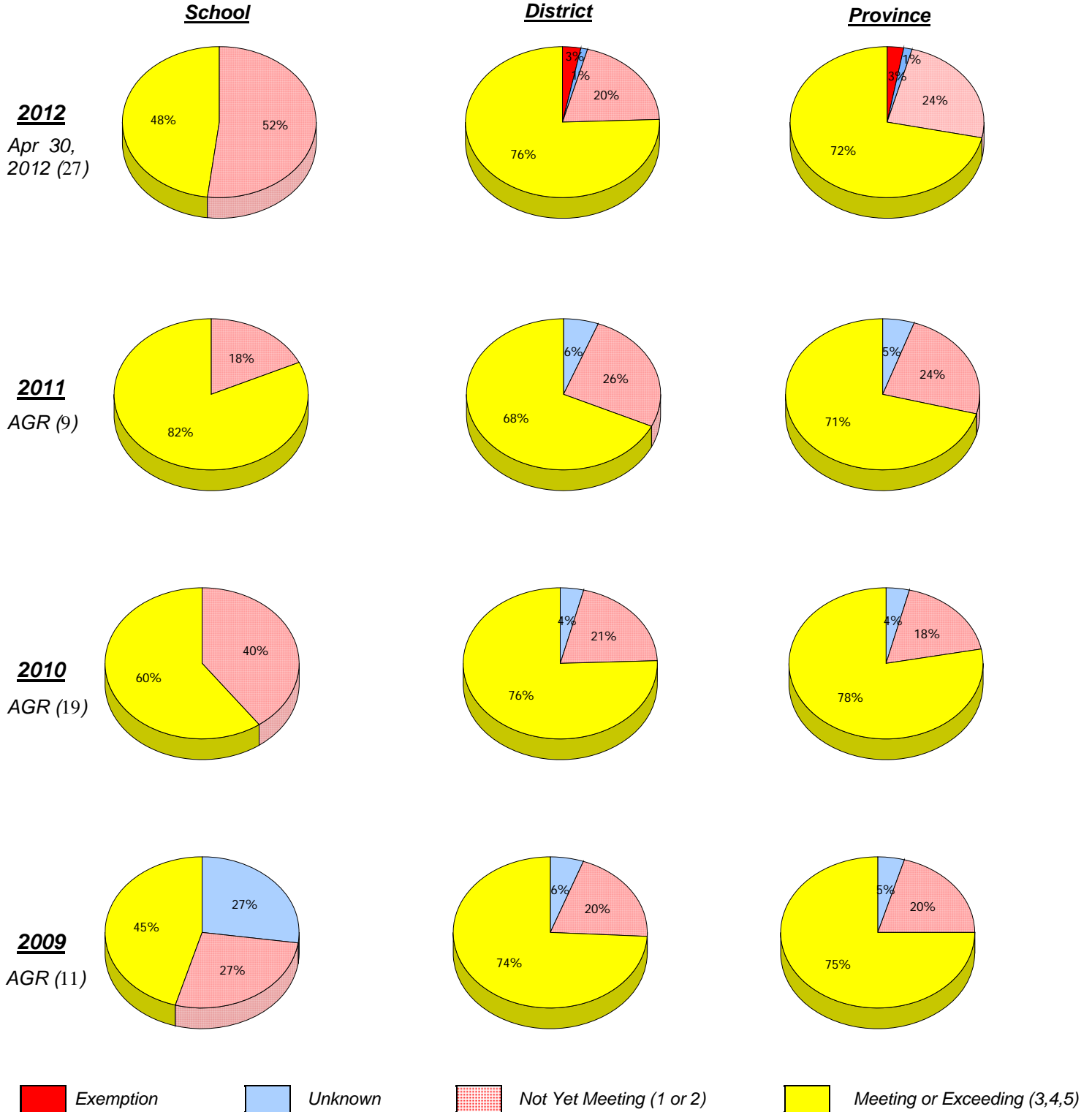
* Mushuau Innu Natuashish School and Sheshatshiu Innu School are excluded from district and provincial results.

* Reading score is composite of Non Fiction and Poet. Source: Division of Evaluation and Research, Department of Education

District 3 - Nova Central

School #: 178 Phoenix Academy

Demand Writing



* In some cases, CRT numbers may exceed AGR numbers based on late enrolments. Pie chart is based on the number of students who wrote the CRT.

* Mushuau Innu Natuashish School and Sheshatshiu Innu School are excluded from district and provincial results.

* Reading score is composite of Non Fiction and Poet. Source: Division of Evaluation and Research, Department of Education

District 3 - Nova Central

School #: 178 Phoenix Academy

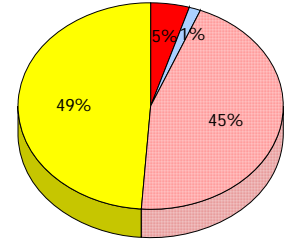
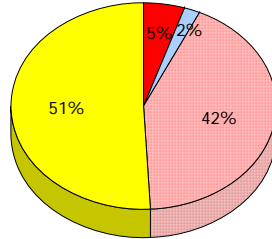
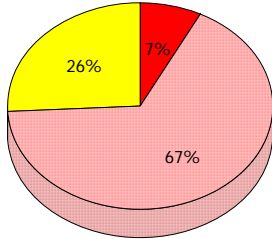
Reading

School

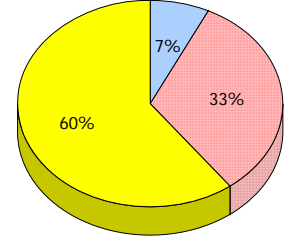
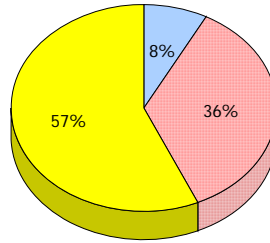
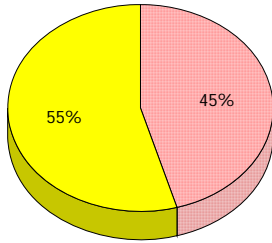
District

Province

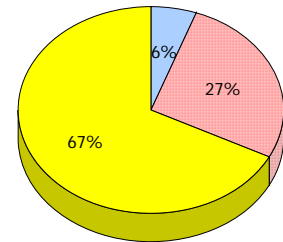
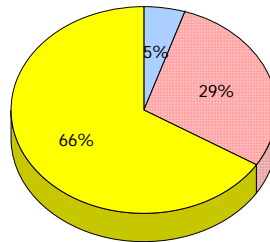
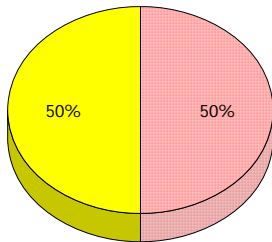
2012
Apr 30,
2012 (27)



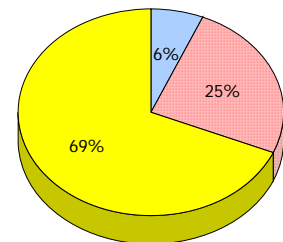
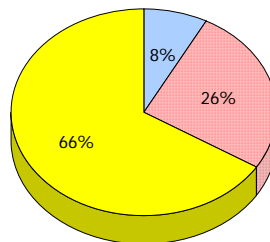
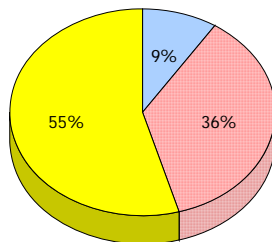
2011
AGR (9)



2010
AGR (19)



2009
AGR (11)



■ Exemption
 ■ Unknown
 ■ Not Yet Meeting (1 or 2)
 ■ Meeting or Exceeding (3,4,5)

* In some cases, CRT numbers may exceed AGR numbers based on late enrolments. Pie chart is based on the number of students who wrote the CRT.

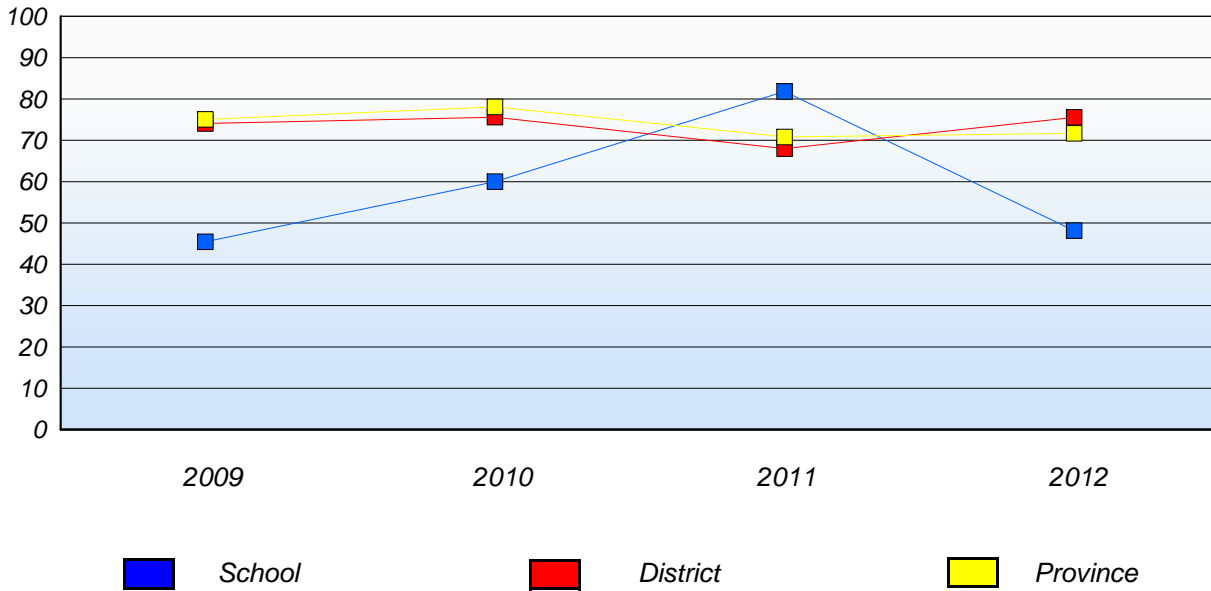
* Mushuau Innu Natuashish School and Sheshatshiu Innu School are excluded from district and provincial results.

* Reading score is composite of Non Fiction and Poet. Source: Division of Evaluation and Research, Department of Education

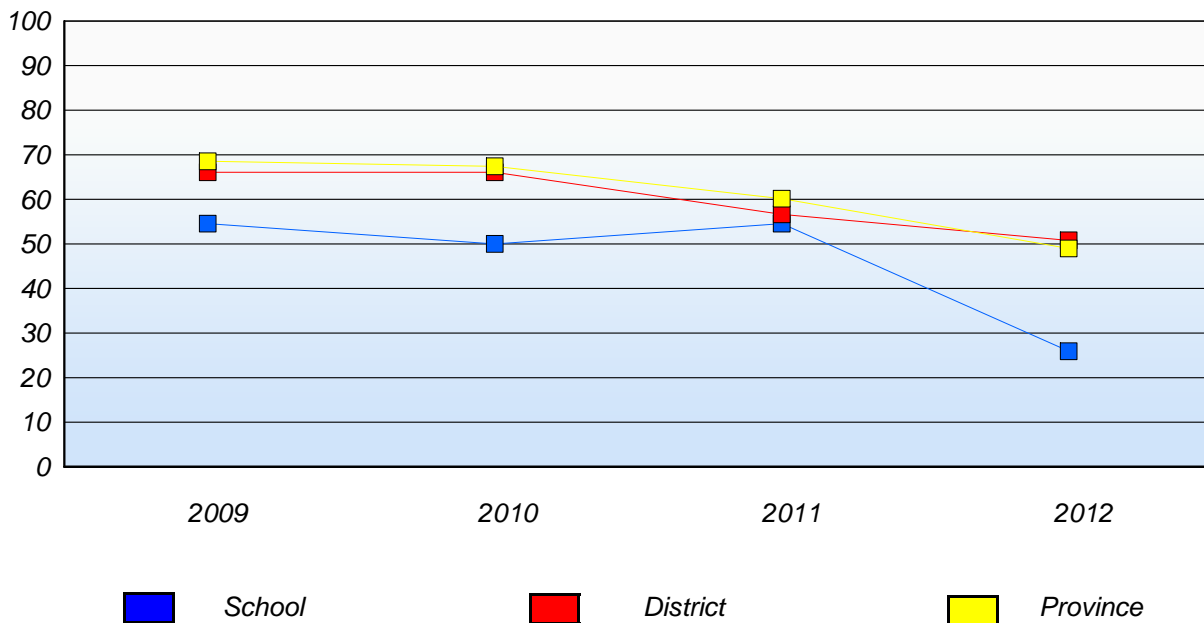
District 3 - Nova Central

School #: 178 Phoenix Academy

Demand Writing
Percentage of students at level 3 or above (2009 - 2012)



Reading
Percentage of students at level 3 or above (2009 - 2012)



* In some cases, CRT numbers may exceed AGR numbers based on late enrolments. Pie chart is based on the number of students who wrote the CRT.

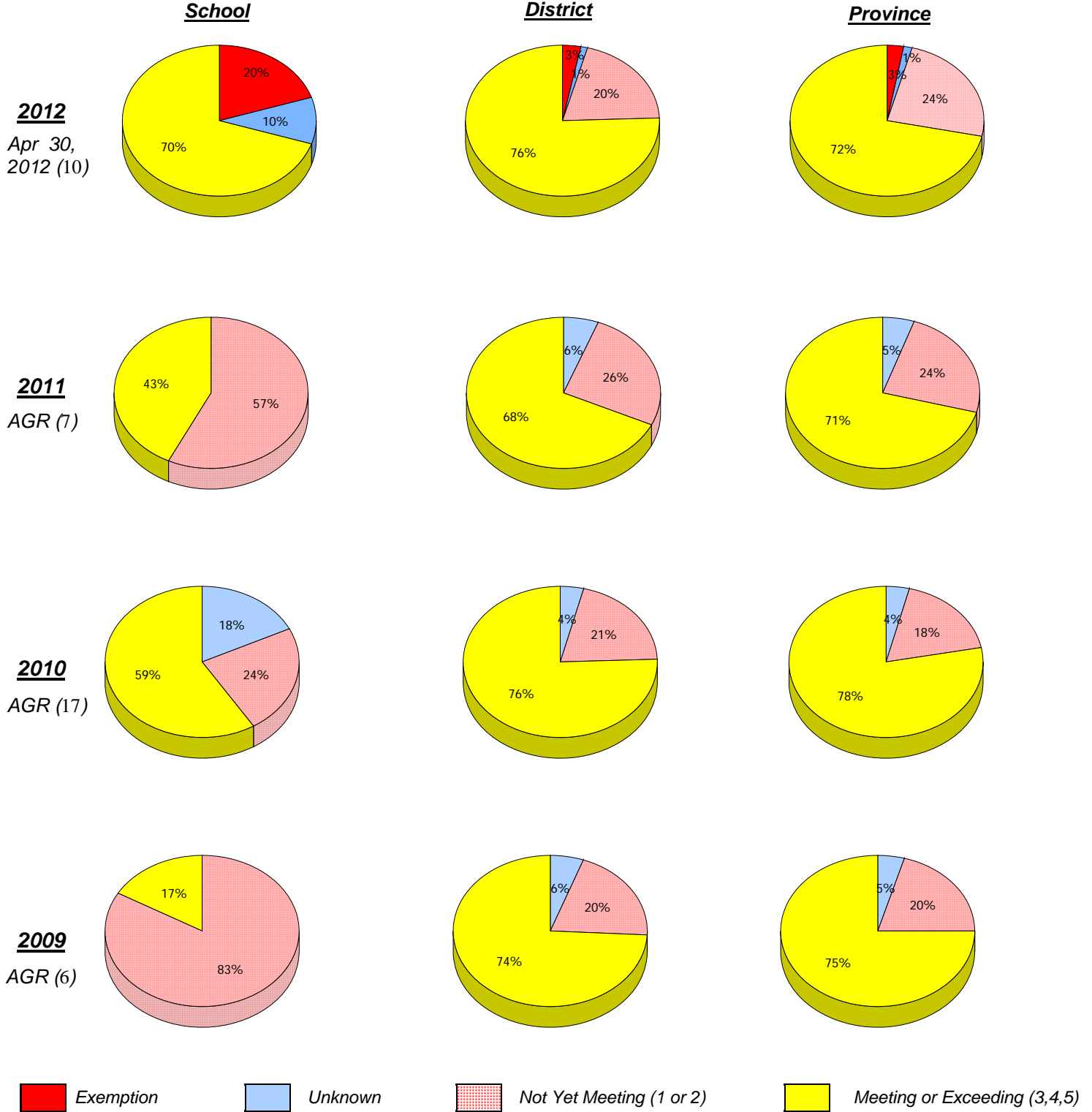
* Mushuau Innu Natuashish School and Sheshatshiu Innu School are excluded from district and provincial results.

* Reading score is composite of Non Fiction and Poet. Source: Division of Evaluation and Research, Department of Education

District 3 - Nova Central

School #: 179 Centreville Academy

Demand Writing



* In some cases, CRT numbers may exceed AGR numbers based on late enrolments. Pie chart is based on the number of students who wrote the CRT.

* Mushuau Innu Natuashish School and Sheshatshiu Innu School are excluded from district and provincial results.

* Reading score is composite of Non Fiction and Poet. Source: Division of Evaluation and Research, Department of Education

District 3 - Nova Central

School #: 179 Centreville Academy

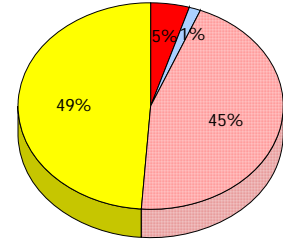
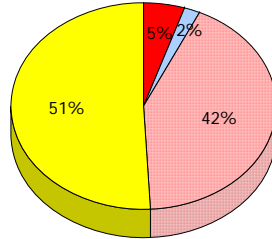
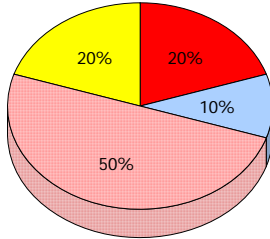
Reading

School

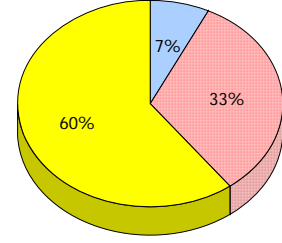
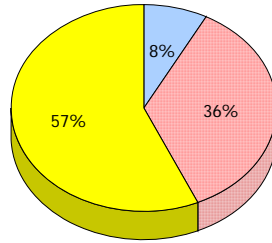
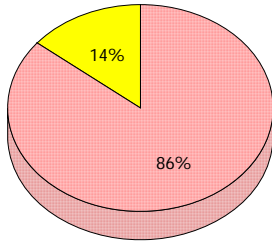
District

Province

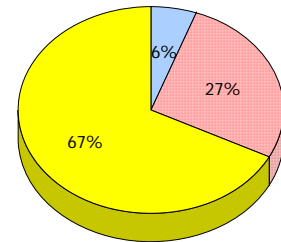
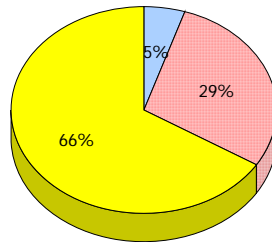
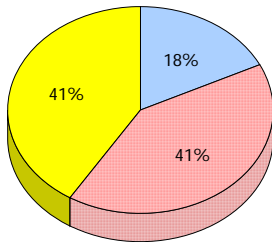
2012
Apr 30,
2012 (10)



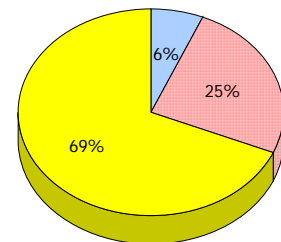
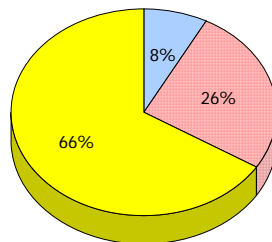
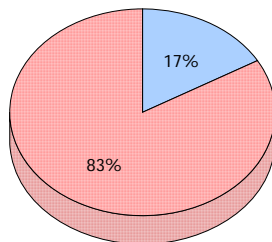
2011
AGR (7)



2010
AGR (17)



2009
AGR (6)



Exemption
 Unknown
 Not Yet Meeting (1 or 2)
 Meeting or Exceeding (3,4,5)

* In some cases, CRT numbers may exceed AGR numbers based on late enrolments. Pie chart is based on the number of students who wrote the CRT.

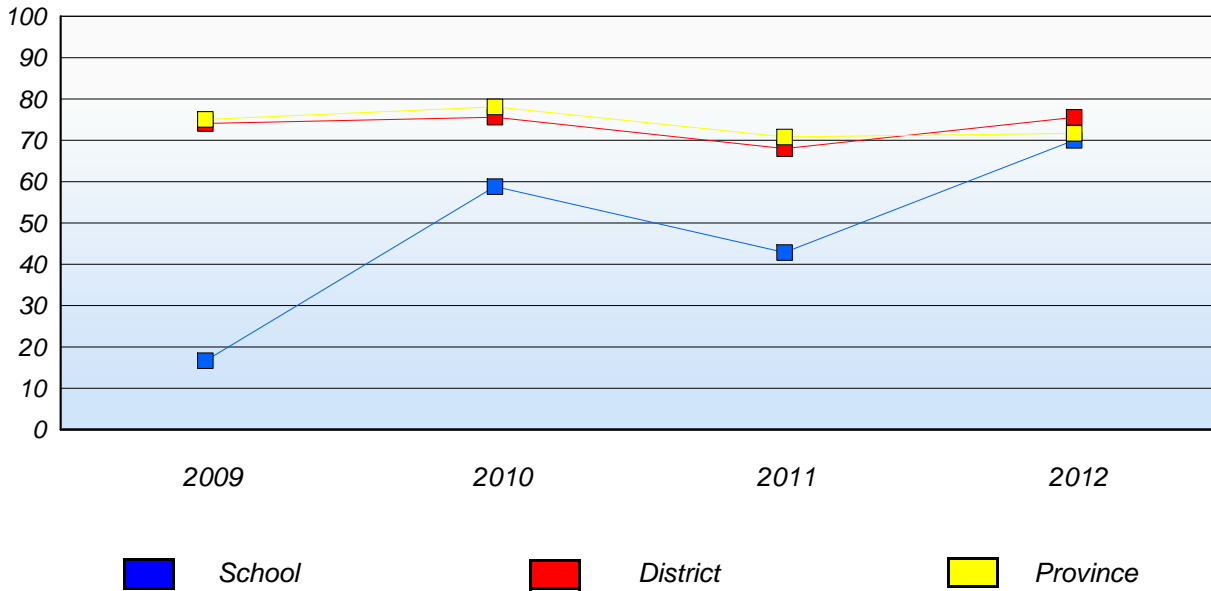
* Mushuau Innu Natuashish School and Sheshatshiu Innu School are excluded from district and provincial results.

* Reading score is composite of Non Fiction and Poet. Source: Division of Evaluation and Research, Department of Education

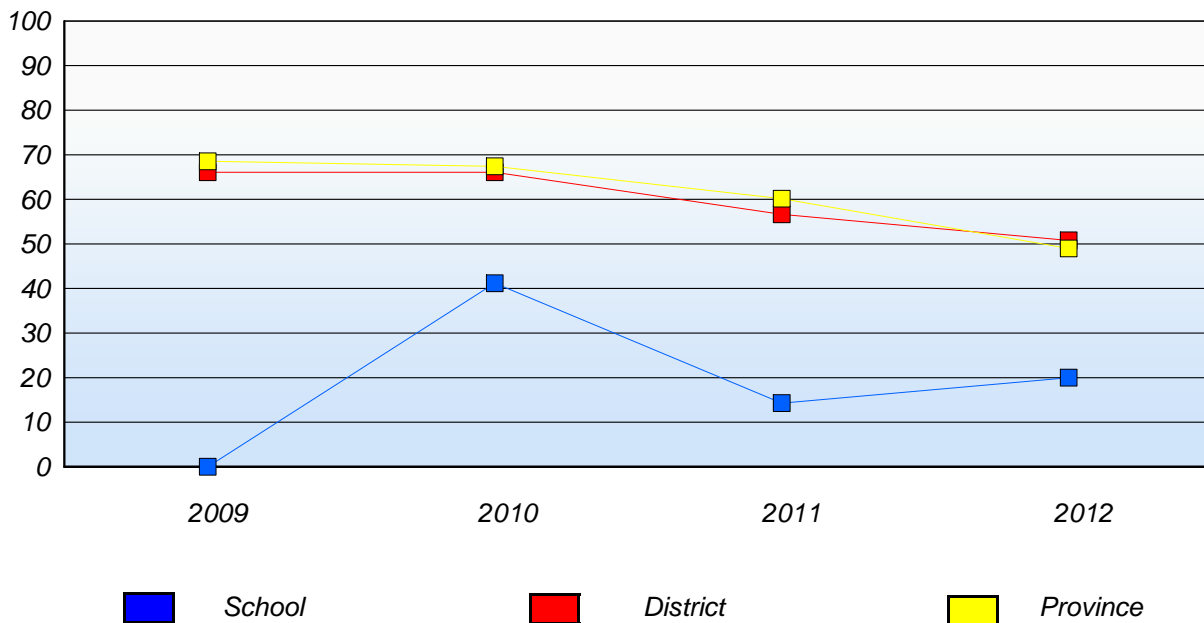
District 3 - Nova Central

School #: 179 Centreville Academy

Demand Writing
Percentage of students at level 3 or above (2009 - 2012)



Reading
Percentage of students at level 3 or above (2009 - 2012)



* In some cases, CRT numbers may exceed AGR numbers based on late enrolments. Pie chart is based on the number of students who wrote the CRT.

* Mushuau Innu Natuashish School and Sheshatshiu Innu School are excluded from district and provincial results.

* Reading score is composite of Non Fiction and Poet. Source: Division of Evaluation and Research, Department of Education

District 3 - Nova Central

School #: 180 A. R. Scammell Academy

Demand Writing

School

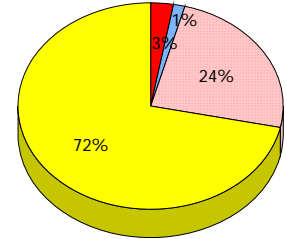
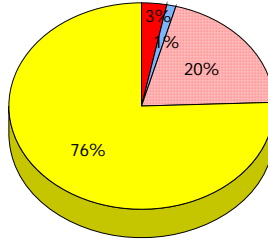
School data with 5 or fewer students withheld for reasons of confidentiality.

District

Province

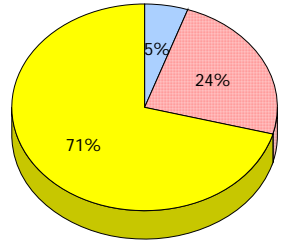
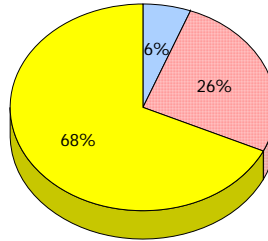
2012

Apr 30,
2012 (2)



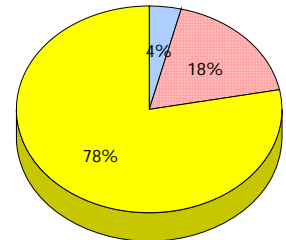
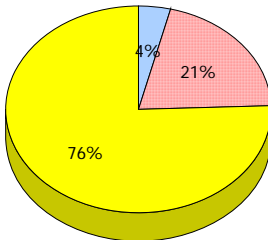
2011

AGR (1)



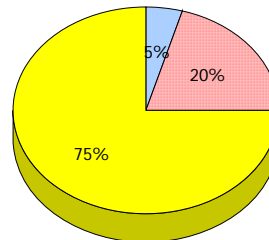
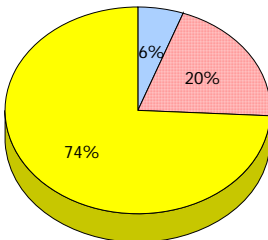
2010

AGR (2)



2009

AGR (2)



Exemption
 Unknown
 Not Yet Meeting (1 or 2)
 Meeting or Exceeding (3,4,5)

* In some cases, CRT numbers may exceed AGR numbers based on late enrolments. Pie chart is based on the number of students who wrote the CRT.

* Mushuau Innu Natuashish School and Sheshatshiu Innu School are excluded from district and provincial results.

* Reading score is composite of Non Fiction and Poet. Source: Division of Evaluation and Research, Department of Education

District 3 - Nova Central

School #: 180 A. R. Scammell Academy

School

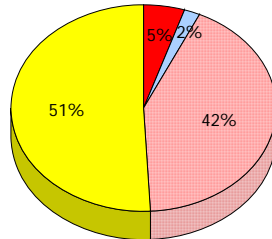
*School data with 5 or fewer students
withheld for reasons of confidentiality.*

2012

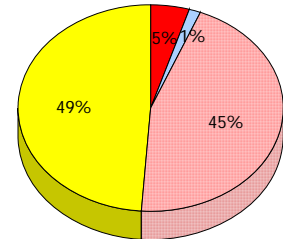
Apr 30,
2012 (2)

Reading

District

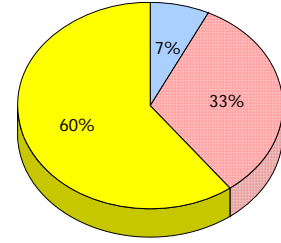
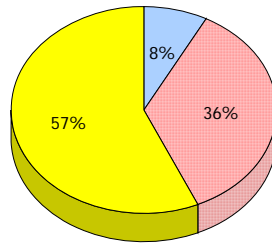


Province



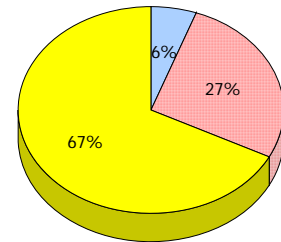
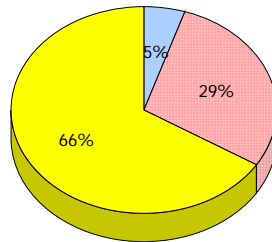
2011

AGR (1)



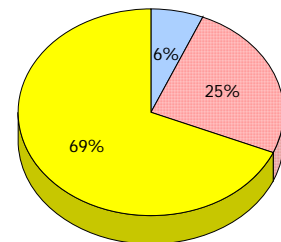
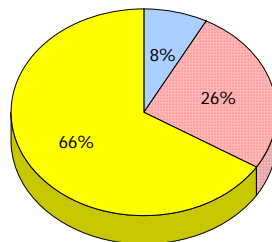
2010

AGR (2)



2009

AGR (2)



■ Exemption
 ■ Unknown
 ■ Not Yet Meeting (1 or 2)
 ■ Meeting or Exceeding (3,4,5)

* In some cases, CRT numbers may exceed AGR numbers based on late enrolments. Pie chart is based on the number of students who wrote the CRT.

* Mushuau Innu Natuashish School and Sheshatshiu Innu School are excluded from district and provincial results.

* Reading score is composite of Non Fiction and Poet. Source: Division of Evaluation and Research, Department of Education

District 3 - Nova Central

School #: 180 A. R. Scammell Academy

Demand Writing

Percentage of students at level 3 or above (2009 - 2012)

School data with 5 or fewer students withheld for reasons of confidentiality.



Reading

Percentage of students at level 3 or above (2009 - 2012)

School data with 5 or fewer students withheld for reasons of confidentiality.



* In some cases, CRT numbers may exceed AGR numbers based on late enrolments. Pie chart is based on the number of students who wrote the CRT.

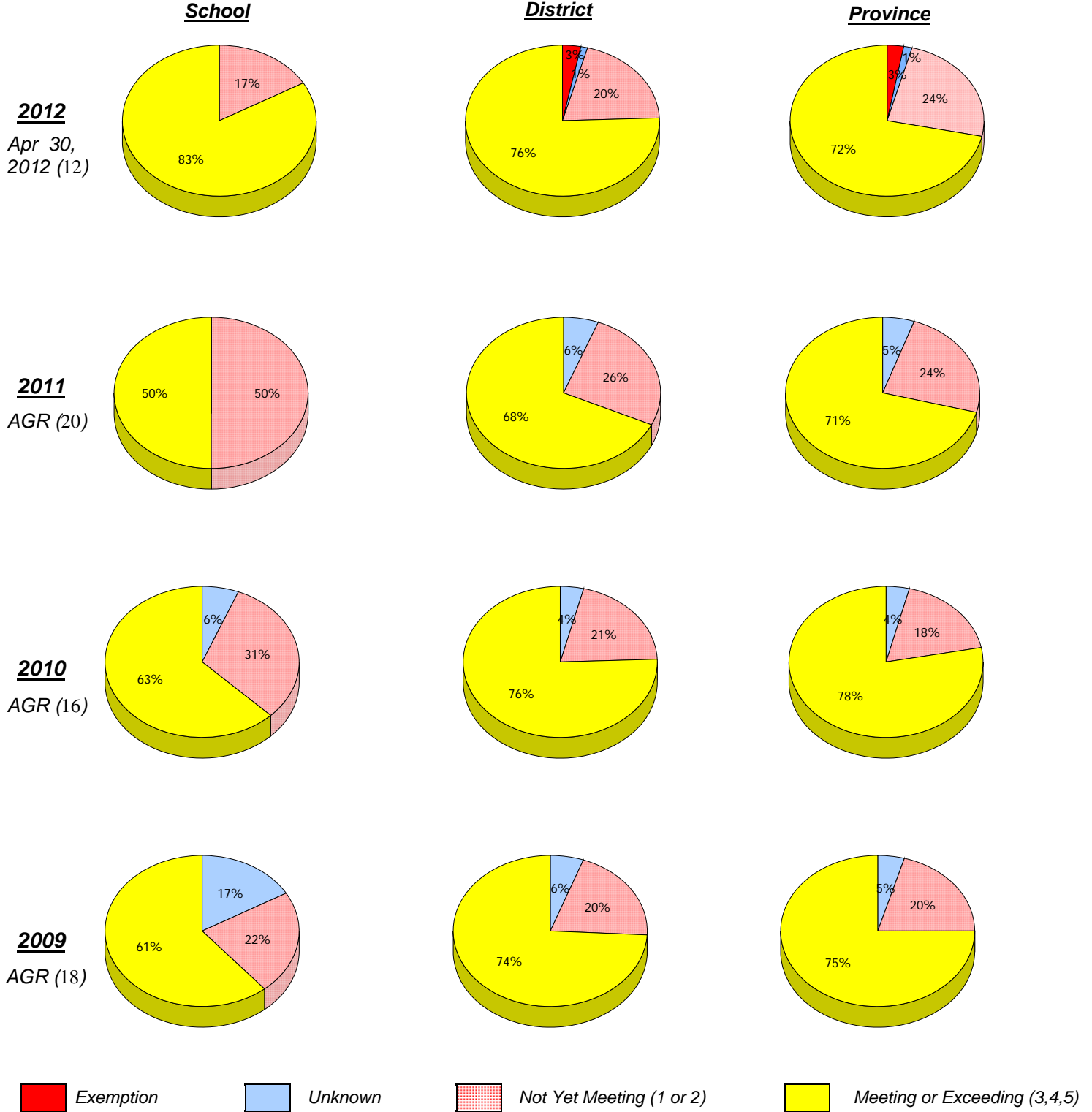
* Mushuau Innu Natuashish School and Sheshatshiu Innu School are excluded from district and provincial results.

* Reading score is composite of Non Fiction and Poet. Source: Division of Evaluation and Research, Department of Education

District 3 - Nova Central

School #: 183 William Mercer Academy

Demand Writing



* In some cases, CRT numbers may exceed AGR numbers based on late enrolments. Pie chart is based on the number of students who wrote the CRT.

* Mushuau Innu Natuashish School and Sheshatshiu Innu School are excluded from district and provincial results.

* Reading score is composite of Non Fiction and Poet. Source: Division of Evaluation and Research, Department of Education

District 3 - Nova Central

School #: 183 William Mercer Academy

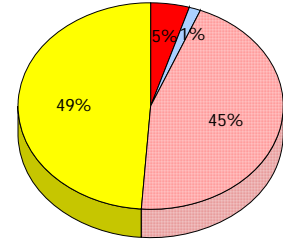
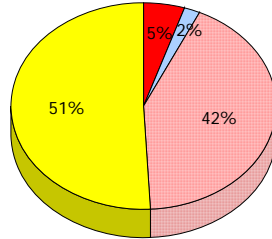
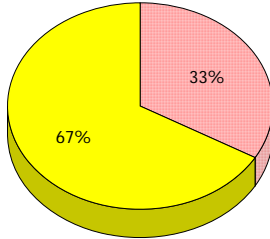
Reading

School

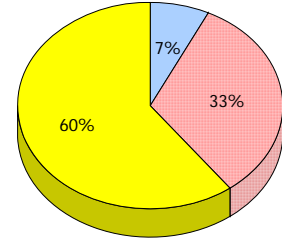
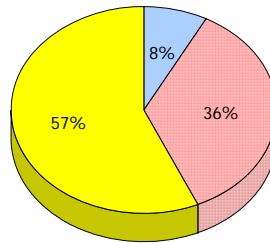
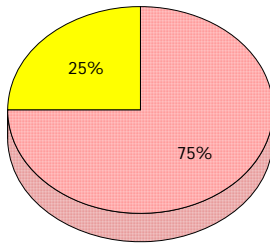
District

Province

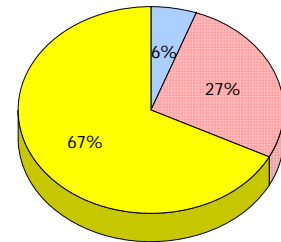
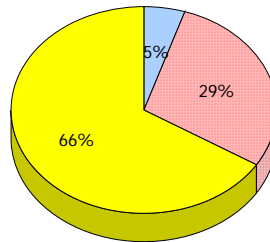
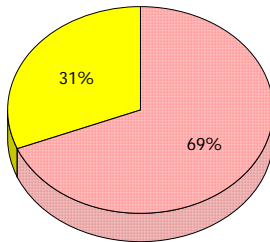
2012
Apr 30,
2012 (12)



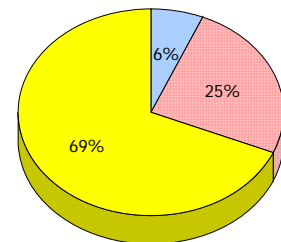
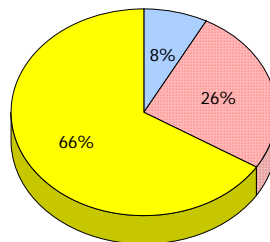
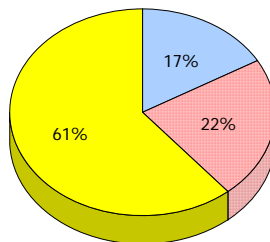
2011
AGR (20)



2010
AGR (16)



2009
AGR (18)



■ Exemption
 ■ Unknown
 ■ Not Yet Meeting (1 or 2)
 ■ Meeting or Exceeding (3,4,5)

* In some cases, CRT numbers may exceed AGR numbers based on late enrolments. Pie chart is based on the number of students who wrote the CRT.

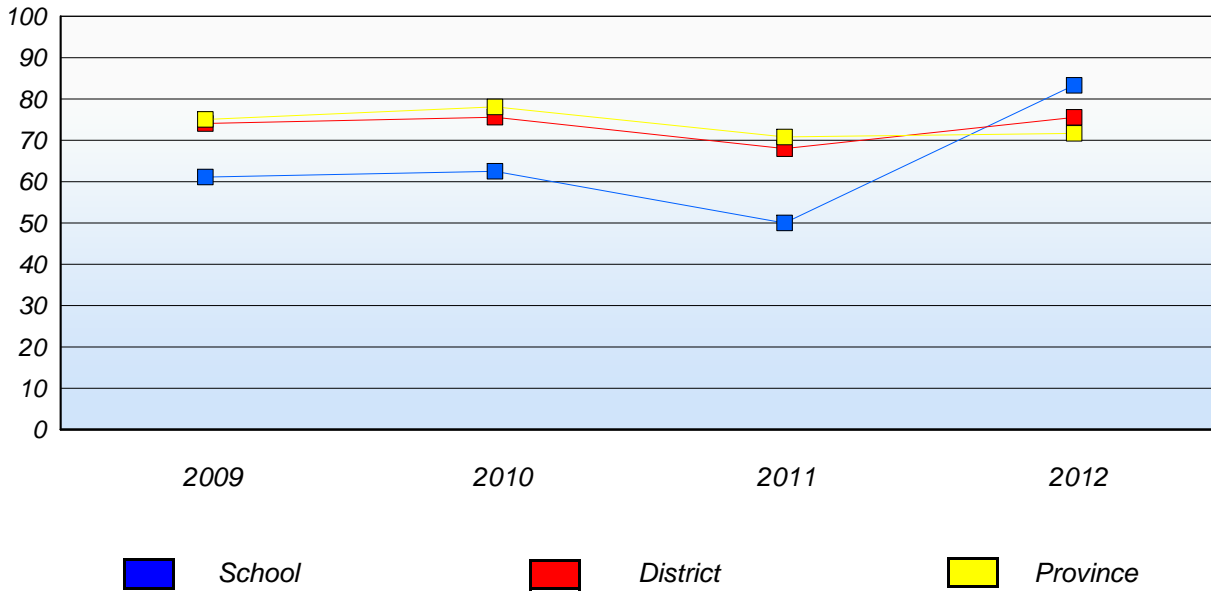
* Mushuau Innu Natuashish School and Sheshatshiu Innu School are excluded from district and provincial results.

* Reading score is composite of Non Fiction and Poet. Source: Division of Evaluation and Research, Department of Education

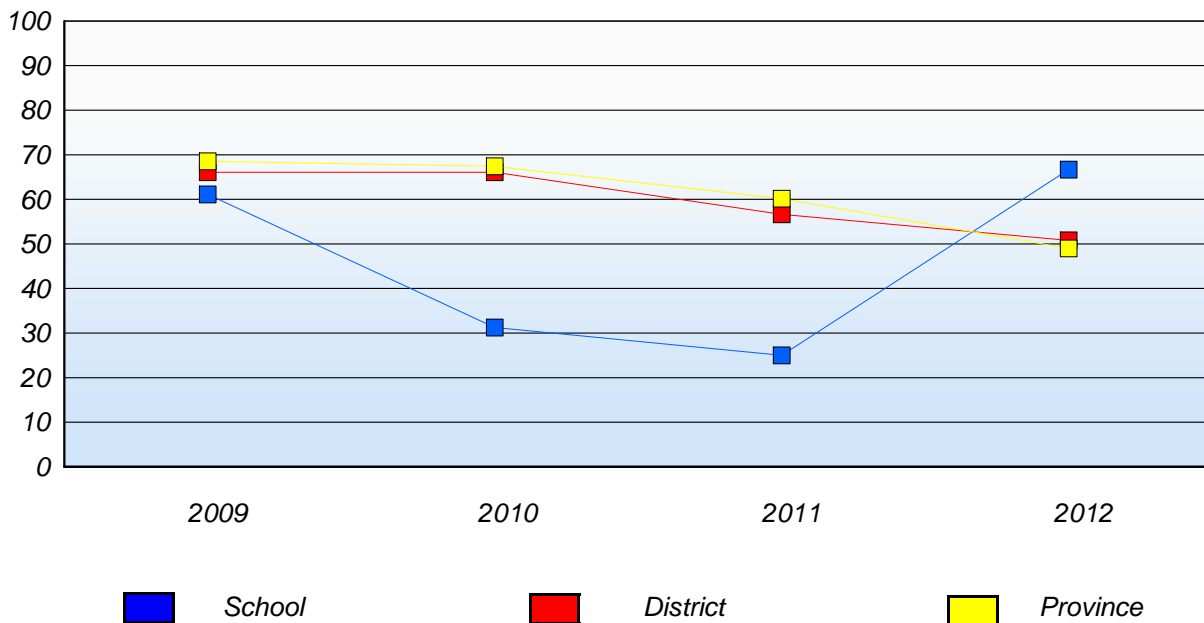
District 3 - Nova Central

School #: 183 William Mercer Academy

Demand Writing
Percentage of students at level 3 or above (2009 - 2012)



Reading
Percentage of students at level 3 or above (2009 - 2012)



* In some cases, CRT numbers may exceed AGR numbers based on late enrolments. Pie chart is based on the number of students who wrote the CRT.

* Mushuau Innu Natuashish School and Sheshatshiu Innu School are excluded from district and provincial results.

* Reading score is composite of Non Fiction and Poet. Source: Division of Evaluation and Research, Department of Education

District 3 - Nova Central

School #: 188 Sandstone Academy

Demand Writing

School

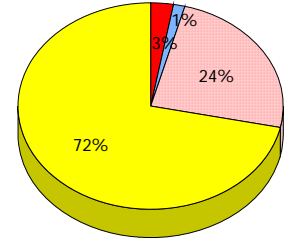
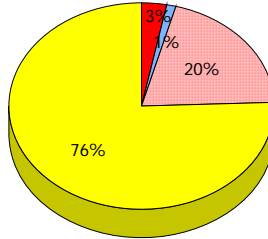
School data with 5 or fewer students withheld for reasons of confidentiality.

District

Province

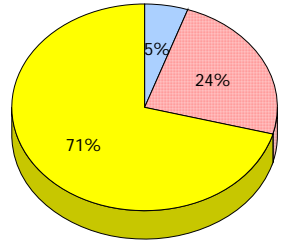
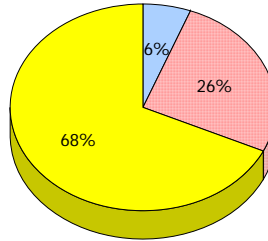
2012

Apr 30,
2012 (4)



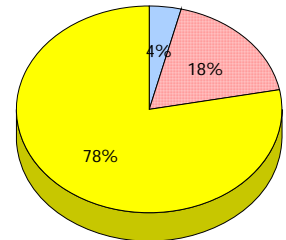
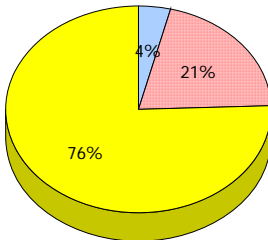
2011

AGR (1)



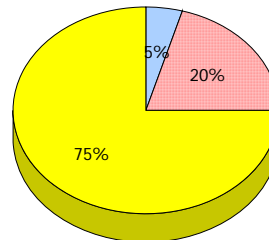
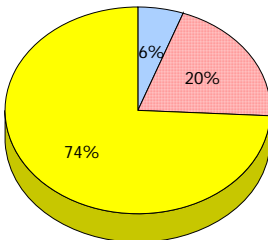
2010

AGR (2)



2009

AGR (5)



Exemption
 Unknown
 Not Yet Meeting (1 or 2)
 Meeting or Exceeding (3,4,5)

* In some cases, CRT numbers may exceed AGR numbers based on late enrolments. Pie chart is based on the number of students who wrote the CRT.

* Mushuau Innu Natuashish School and Sheshatshiu Innu School are excluded from district and provincial results.

* Reading score is composite of Non Fiction and Poet. Source: Division of Evaluation and Research, Department of Education

District 3 - Nova Central

School #: 188 Sandstone Academy

School

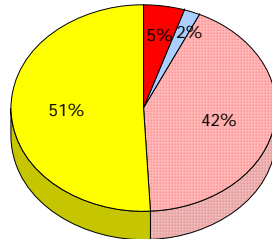
*School data with 5 or fewer students
withheld for reasons of confidentiality.*

2012

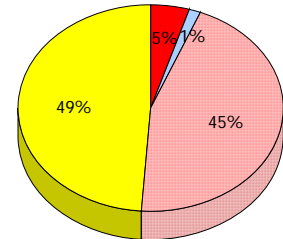
Apr 30,
2012 (4)

Reading

District

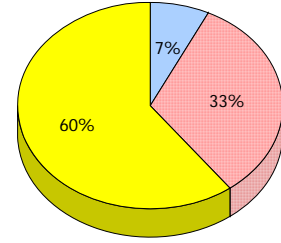
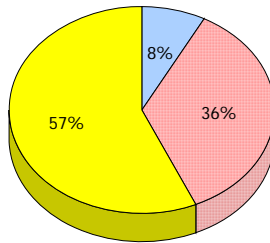


Province



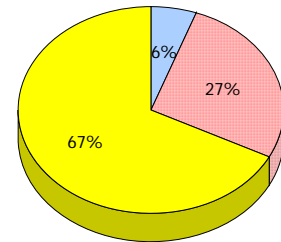
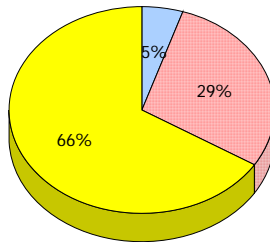
2011

AGR (1)



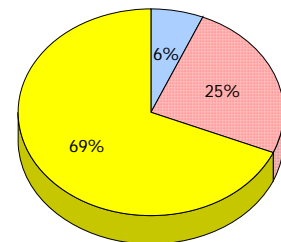
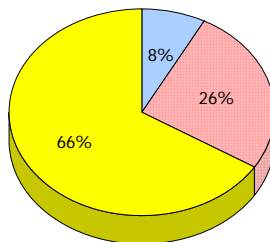
2010

AGR (2)



2009

AGR (5)



■ Exemption
 ■ Unknown
 ■ Not Yet Meeting (1 or 2)
 ■ Meeting or Exceeding (3,4,5)

* In some cases, CRT numbers may exceed AGR numbers based on late enrolments. Pie chart is based on the number of students who wrote the CRT.

* Mushuau Innu Natuashish School and Sheshatshiu Innu School are excluded from district and provincial results.

* Reading score is composite of Non Fiction and Poet. Source: Division of Evaluation and Research, Department of Education

District 3 - Nova Central

School #: 188 Sandstone Academy

Demand Writing

Percentage of students at level 3 or above (2009 - 2012)

School data with 5 or fewer students withheld for reasons of confidentiality.



Reading

Percentage of students at level 3 or above (2009 - 2012)

School data with 5 or fewer students withheld for reasons of confidentiality.



* In some cases, CRT numbers may exceed AGR numbers based on late enrolments. Pie chart is based on the number of students who wrote the CRT.

* Mushuau Innu Natuashish School and Sheshatshiu Innu School are excluded from district and provincial results.

* Reading score is composite of Non Fiction and Poet. Source: Division of Evaluation and Research, Department of Education

District 3 - Nova Central

School #: 189 Lewisporte Academy

Demand Writing



* In some cases, CRT numbers may exceed AGR numbers based on late enrolments. Pie chart is based on the number of students who wrote the CRT.

* Mushuau Innu Natuashish School and Sheshatshiu Innu School are excluded from district and provincial results.

* Reading score is composite of Non Fiction and Poet. Source: Division of Evaluation and Research, Department of Education

District 3 - Nova Central

School #: 189 Lewisporte Academy

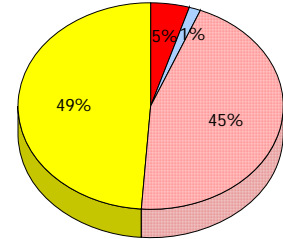
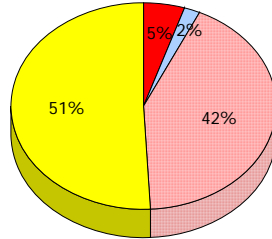
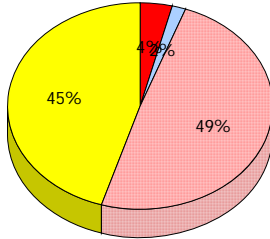
Reading

School

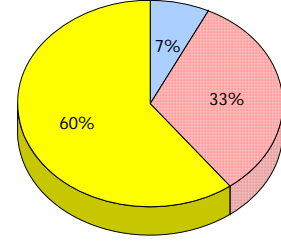
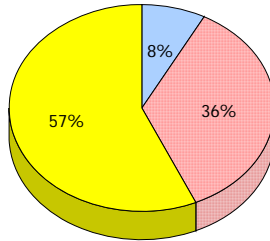
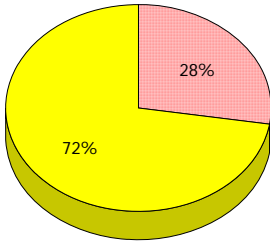
District

Province

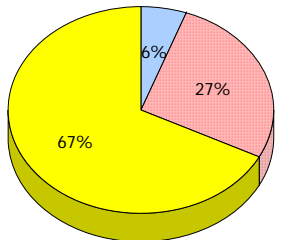
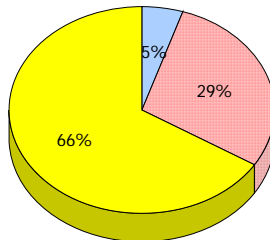
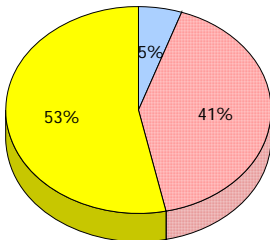
2012
Apr 30,
2012 (53)



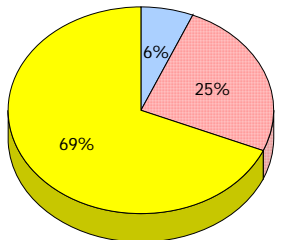
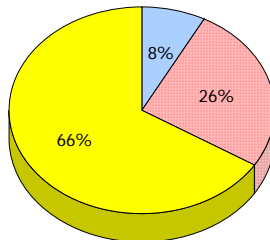
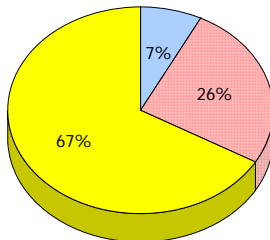
2011
AGR (58)



2010
AGR (58)



2009
AGR (54)



Exemption
 Unknown
 Not Yet Meeting (1 or 2)
 Meeting or Exceeding (3,4,5)

* In some cases, CRT numbers may exceed AGR numbers based on late enrolments. Pie chart is based on the number of students who wrote the CRT.

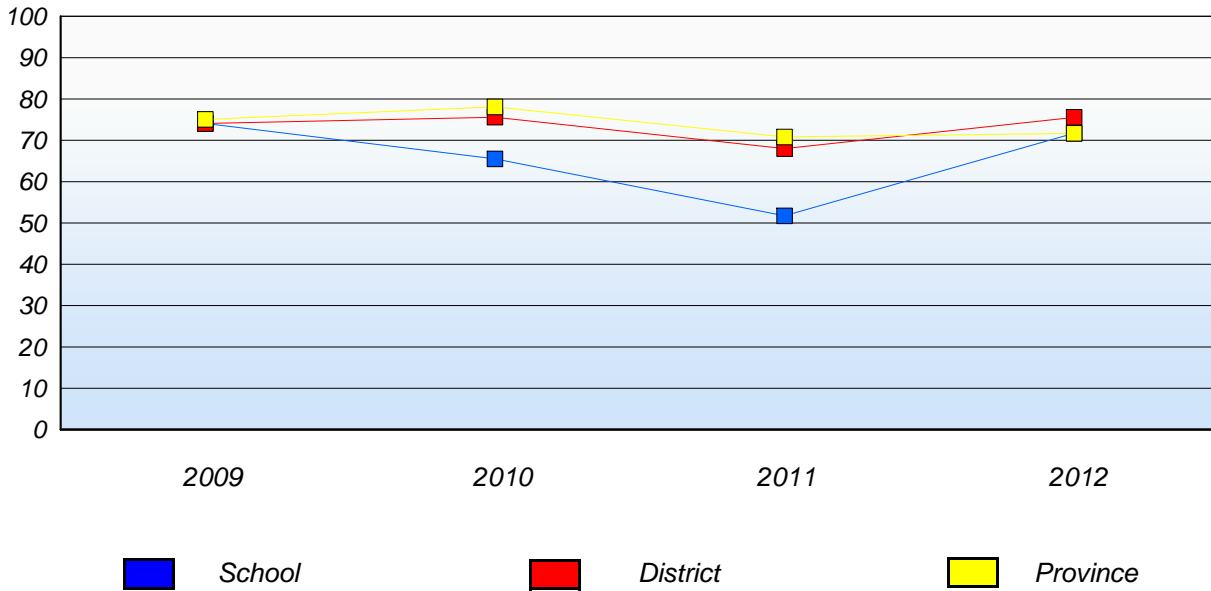
* Mushuau Innu Natuashish School and Sheshatshiu Innu School are excluded from district and provincial results.

* Reading score is composite of Non Fiction and Poet. Source: Division of Evaluation and Research, Department of Education

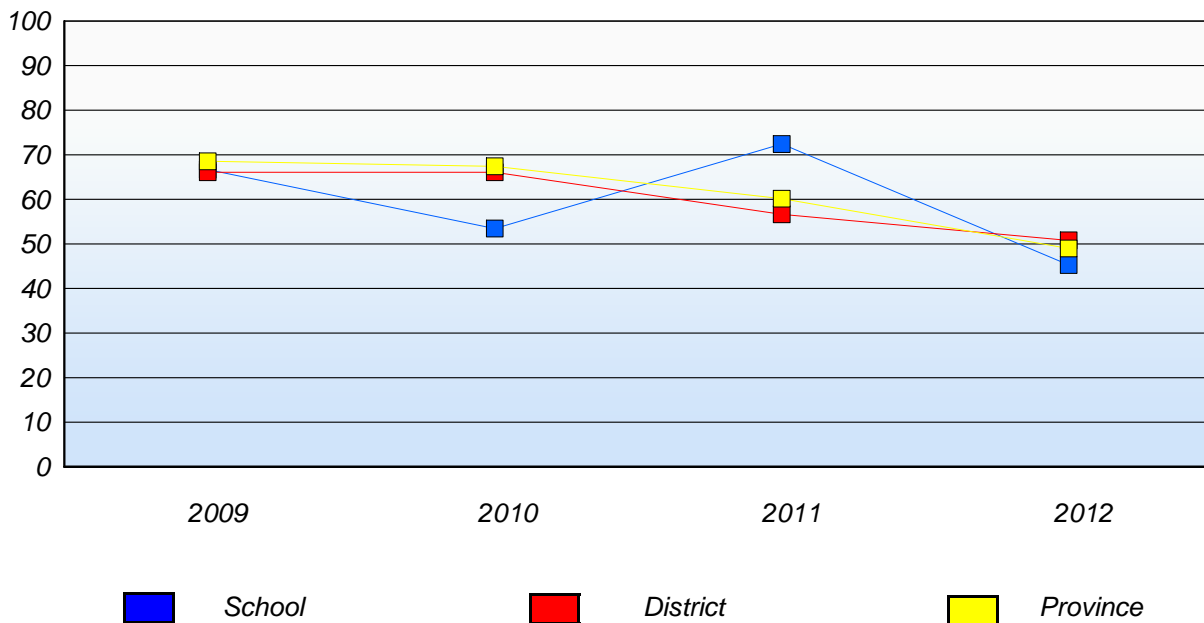
District 3 - Nova Central

School #: 189 Lewisporte Academy

Demand Writing
Percentage of students at level 3 or above (2009 - 2012)



Reading
Percentage of students at level 3 or above (2009 - 2012)



* In some cases, CRT numbers may exceed AGR numbers based on late enrolments. Pie chart is based on the number of students who wrote the CRT.

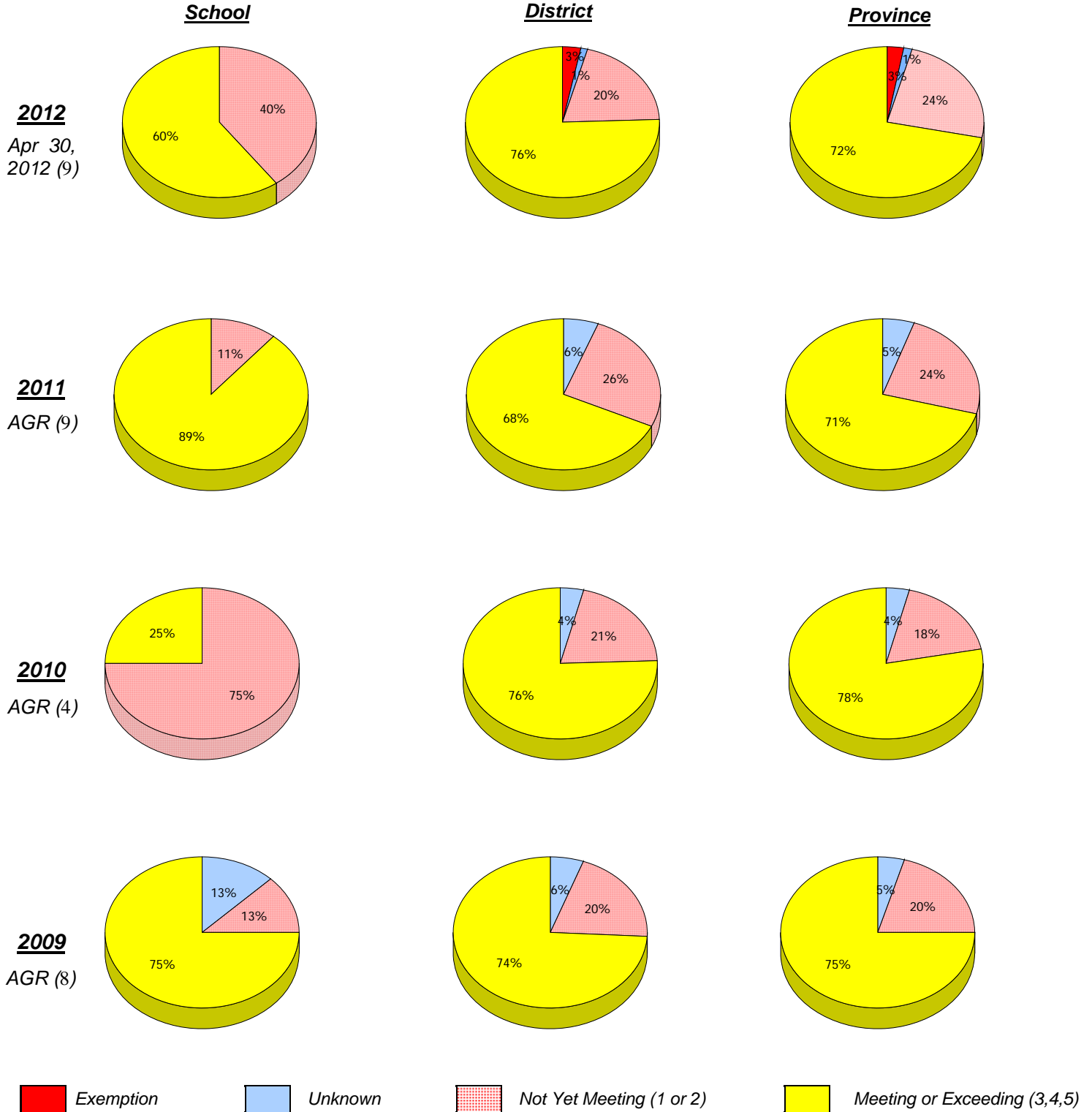
* Mushuau Innu Natuashish School and Sheshatshiu Innu School are excluded from district and provincial results.

* Reading score is composite of Non Fiction and Poet. Source: Division of Evaluation and Research, Department of Education

District 3 - Nova Central

School #: 192 Lumsden Academy

Demand Writing



* In some cases, CRT numbers may exceed AGR numbers based on late enrolments. Pie chart is based on the number of students who wrote the CRT.

* Mushuau Innu Natuashish School and Sheshatshiu Innu School are excluded from district and provincial results.

* Reading score is composite of Non Fiction and Poet. Source: Division of Evaluation and Research, Department of Education

District 3 - Nova Central

School #: 192 Lumsden Academy

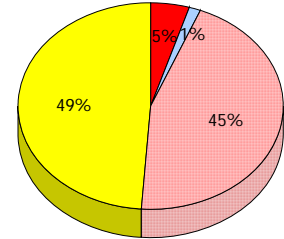
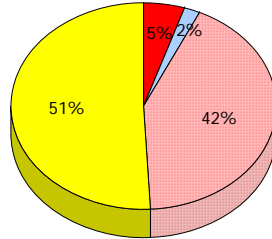
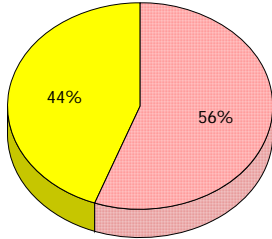
Reading

School

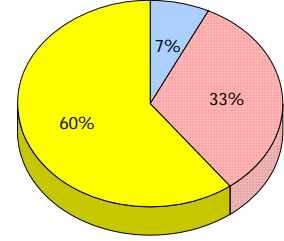
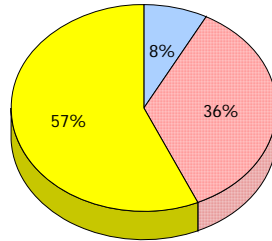
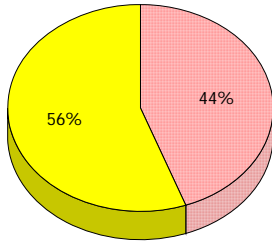
District

Province

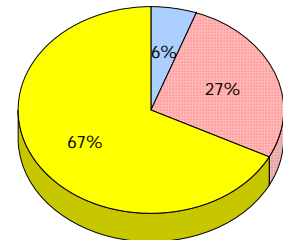
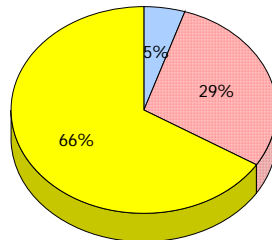
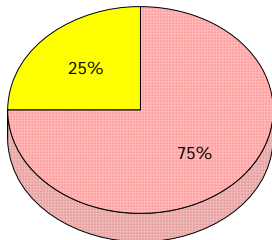
2012
Apr 30,
2012 (9)



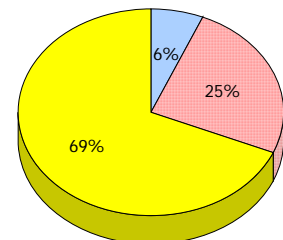
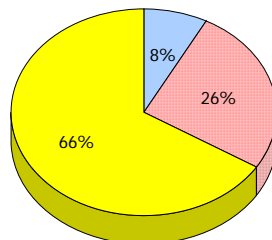
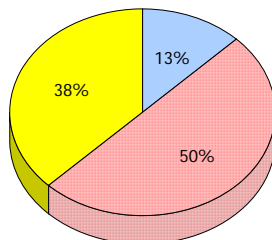
2011
AGR (9)



2010
AGR (4)



2009
AGR (8)



■ Exemption
 ■ Unknown
 ■ Not Yet Meeting (1 or 2)
 ■ Meeting or Exceeding (3,4,5)

* In some cases, CRT numbers may exceed AGR numbers based on late enrolments. Pie chart is based on the number of students who wrote the CRT.

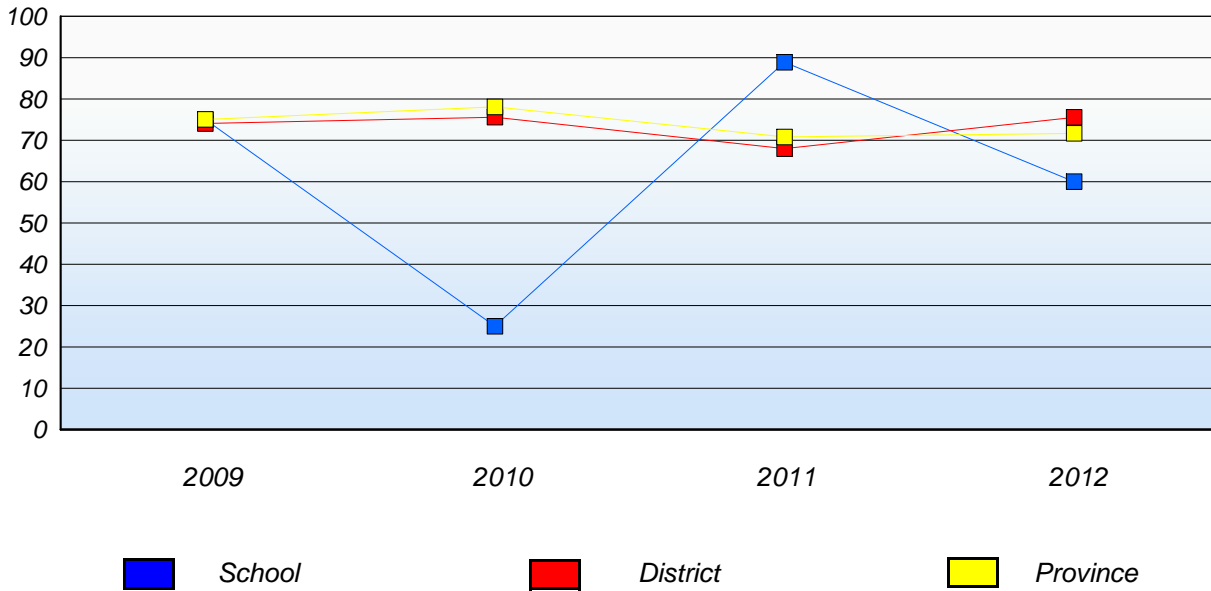
* Mushuau Innu Natuashish School and Sheshatshiu Innu School are excluded from district and provincial results.

* Reading score is composite of Non Fiction and Poet. Source: Division of Evaluation and Research, Department of Education

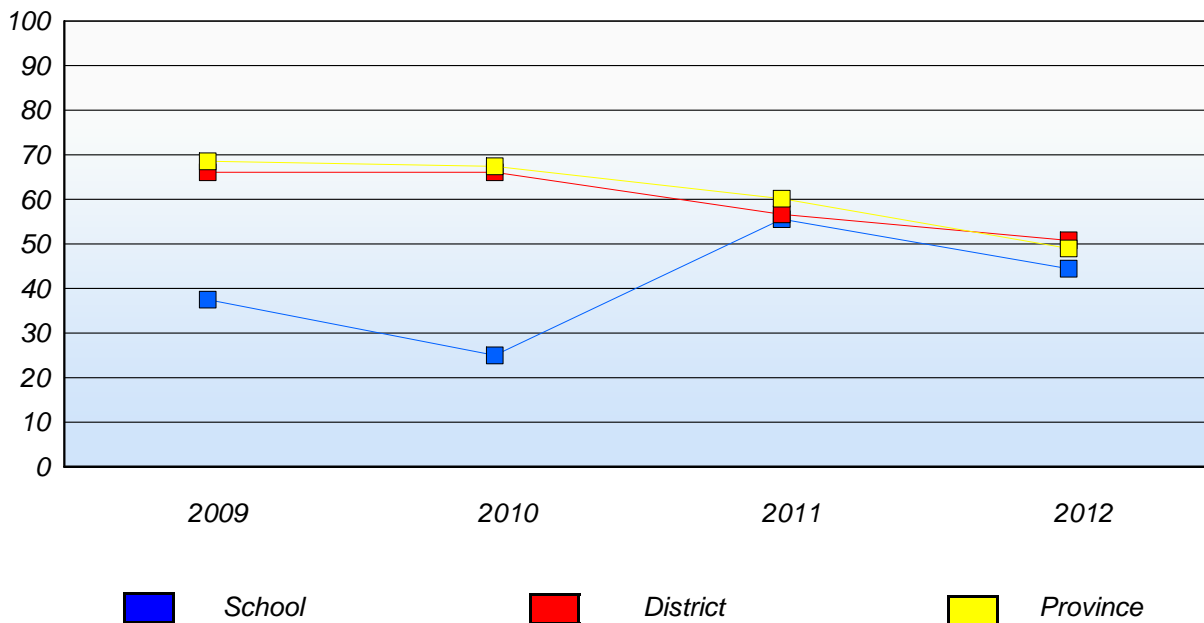
District 3 - Nova Central

School #: 192 Lumsden Academy

Demand Writing
Percentage of students at level 3 or above (2009 - 2012)



Reading
Percentage of students at level 3 or above (2009 - 2012)



* In some cases, CRT numbers may exceed AGR numbers based on late enrolments. Pie chart is based on the number of students who wrote the CRT.

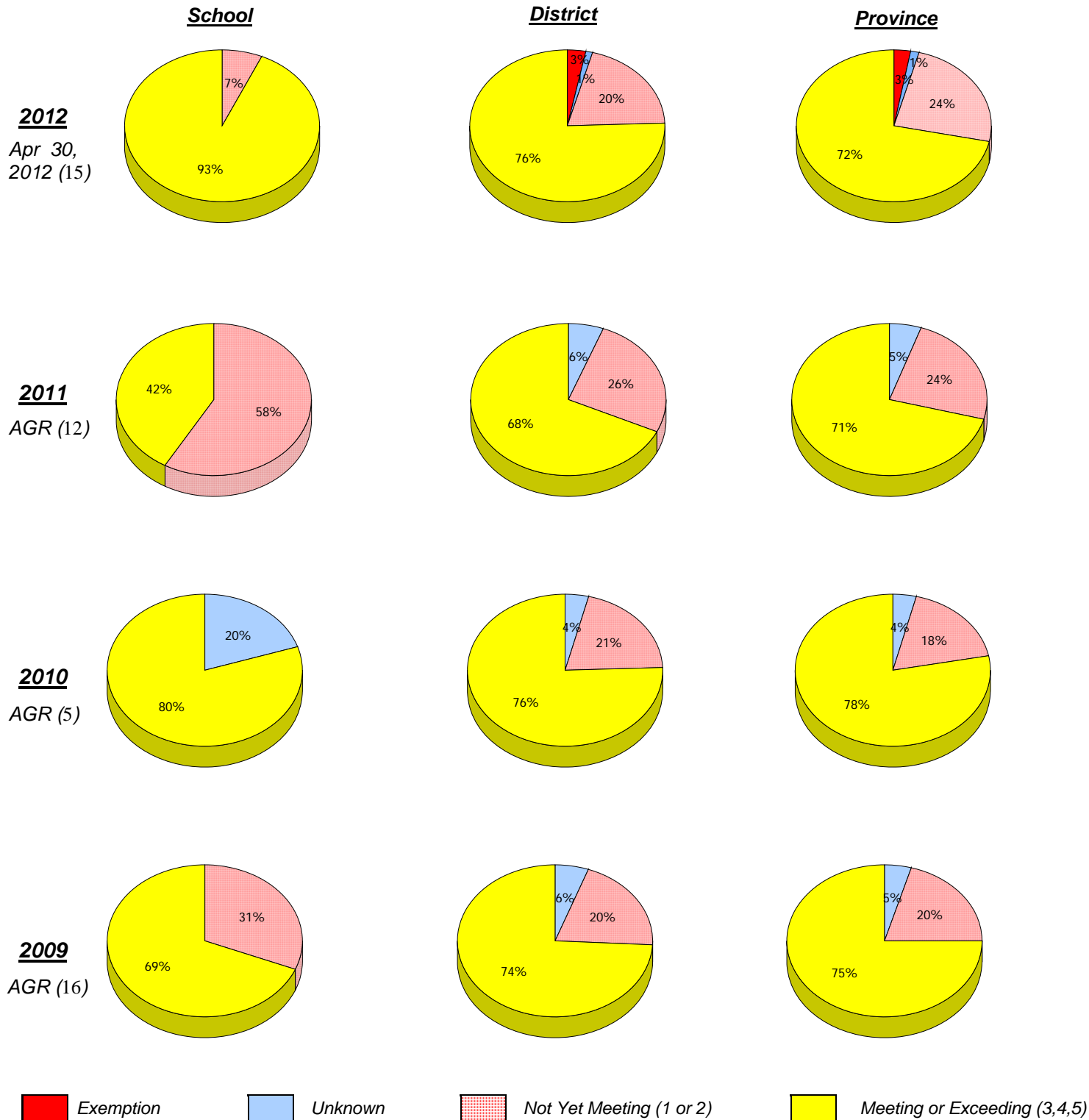
* Mushuau Innu Natuashish School and Sheshatshiu Innu School are excluded from district and provincial results.

* Reading score is composite of Non Fiction and Poet. Source: Division of Evaluation and Research, Department of Education

District 3 - Nova Central

School #: 194 Gill Memorial Academy

Demand Writing



* In some cases, CRT numbers may exceed AGR numbers based on late enrolments. Pie chart is based on the number of students who wrote the CRT.

* Mushuau Innu Natuashish School and Sheshatshiu Innu School are excluded from district and provincial results.

* Reading score is composite of Non Fiction and Poet. Source: Division of Evaluation and Research, Department of Education

District 3 - Nova Central

School #: 194 Gill Memorial Academy

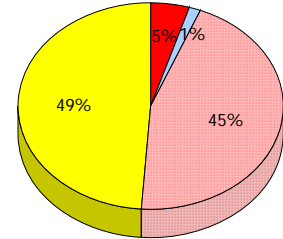
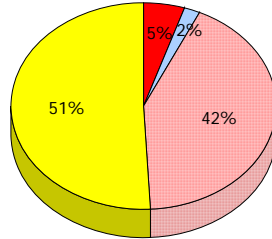
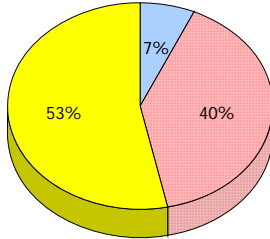
Reading

School

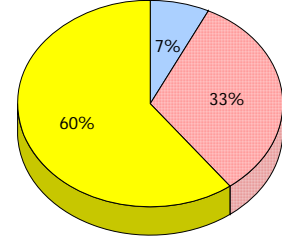
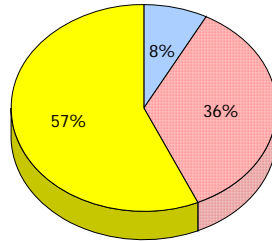
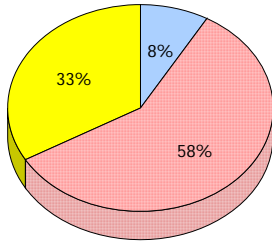
District

Province

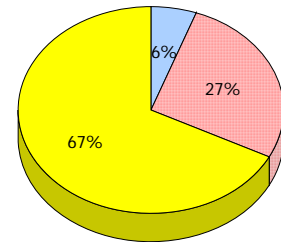
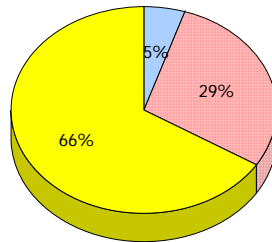
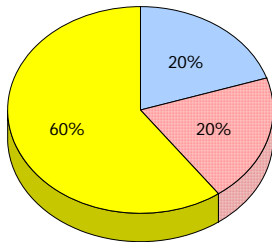
2012
Apr 30,
2012 (15)



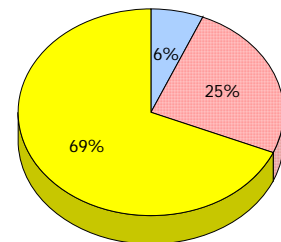
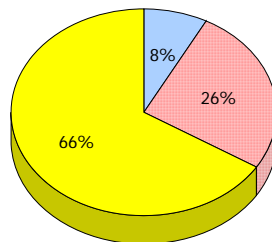
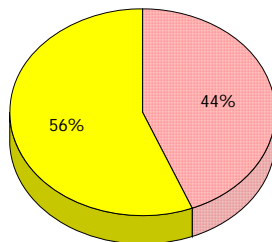
2011
AGR (12)



2010
AGR (5)



2009
AGR (16)



■ Exemption
 ■ Unknown
 ■ Not Yet Meeting (1 or 2)
 ■ Meeting or Exceeding (3,4,5)

* In some cases, CRT numbers may exceed AGR numbers based on late enrolments. Pie chart is based on the number of students who wrote the CRT.

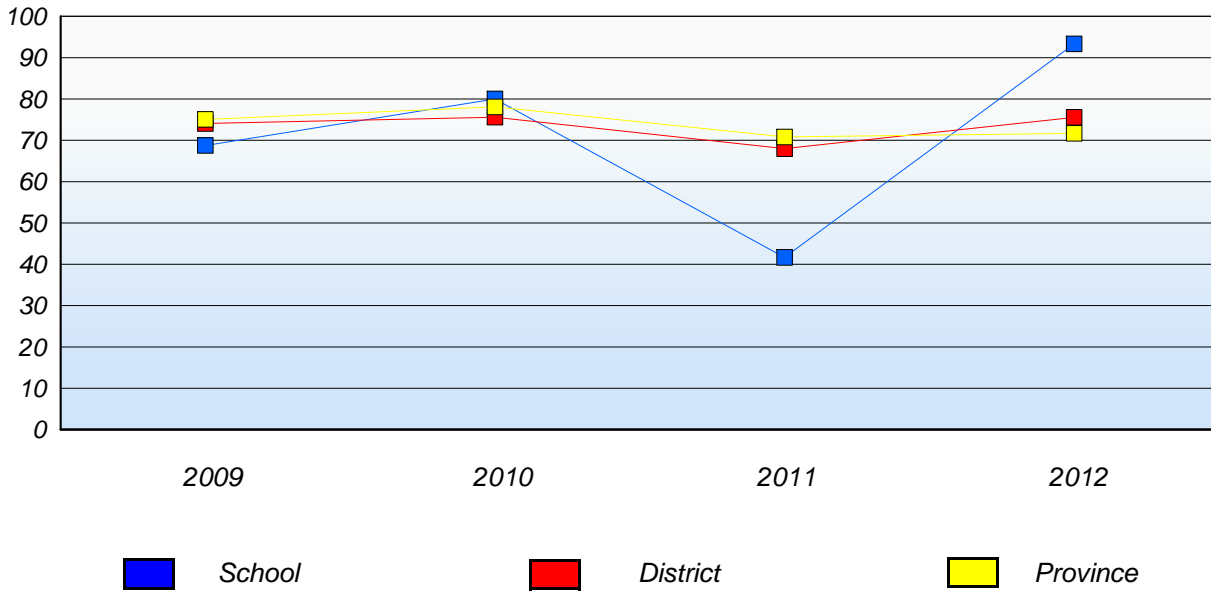
* Mushuau Innu Natuashish School and Sheshatshiu Innu School are excluded from district and provincial results.

* Reading score is composite of Non Fiction and Poet. Source: Division of Evaluation and Research, Department of Education

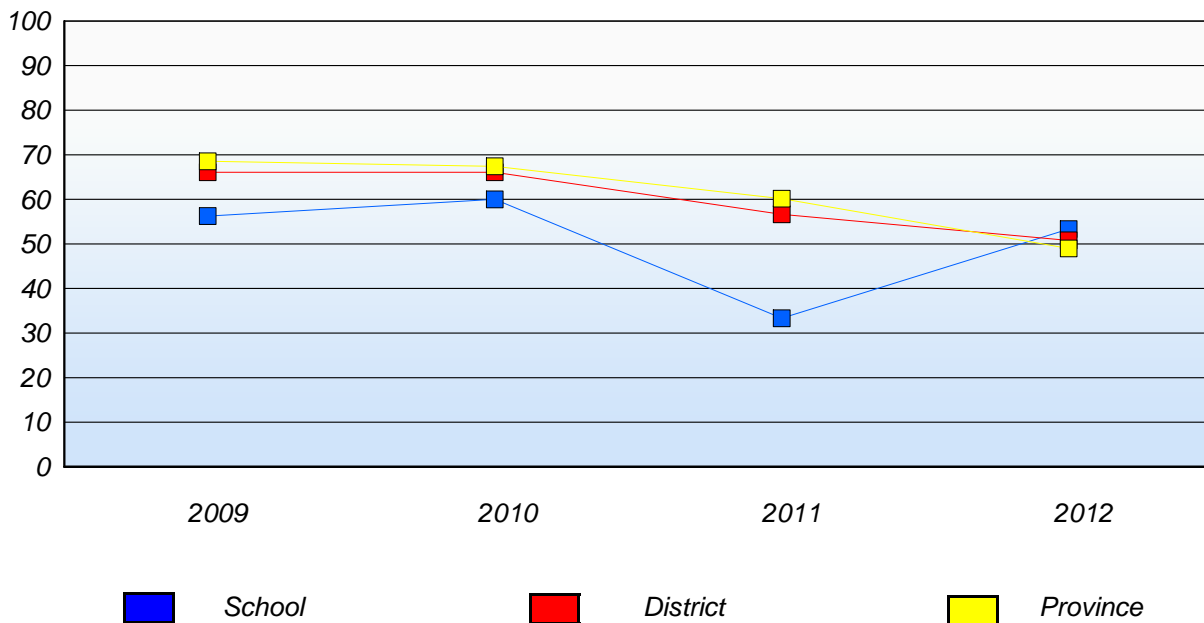
District 3 - Nova Central

School #: 194 Gill Memorial Academy

Demand Writing
Percentage of students at level 3 or above (2009 - 2012)



Reading
Percentage of students at level 3 or above (2009 - 2012)



* In some cases, CRT numbers may exceed AGR numbers based on late enrolments. Pie chart is based on the number of students who wrote the CRT.

* Mushuau Innu Natuashish School and Sheshatshiu Innu School are excluded from district and provincial results.

* Reading score is composite of Non Fiction and Poet. Source: Division of Evaluation and Research, Department of Education

District 3 - Nova Central

School #: 196 St. Gabriel's AG

Demand Writing

School

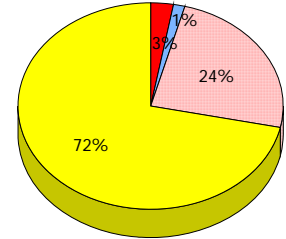
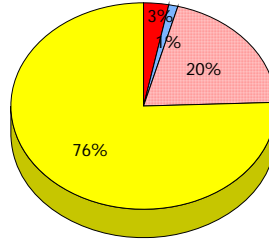
School data with 5 or fewer students withheld for reasons of confidentiality.

District

Province

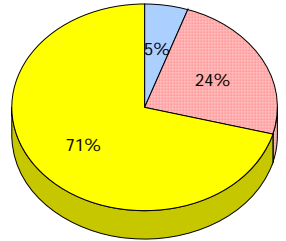
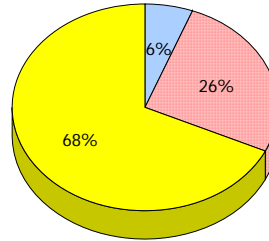
2012

Apr 30,
2012 (2)



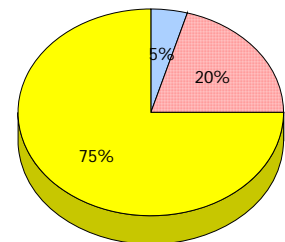
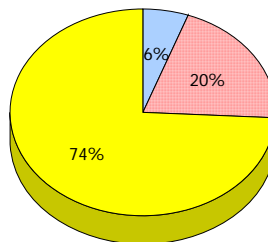
2011

AGR (1)



2010

AGR (0)



2009

AGR (2)

Exemption

Unknown

Not Yet Meeting (1 or 2)

Meeting or Exceeding (3,4,5)

* In some cases, CRT numbers may exceed AGR numbers based on late enrolments. Pie chart is based on the number of students who wrote the CRT.

* Mushuau Innu Natuashish School and Sheshatshiu Innu School are excluded from district and provincial results.

* Reading score is composite of Non Fiction and Poet. Source: Division of Evaluation and Research, Department of Education

District 3 - Nova Central

School #: 196 St. Gabriel's AG

School

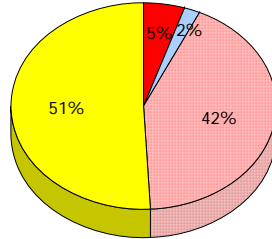
*School data with 5 or fewer students
withheld for reasons of confidentiality.*

2012

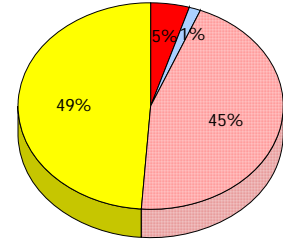
Apr 30,
2012 (2)

Reading

District

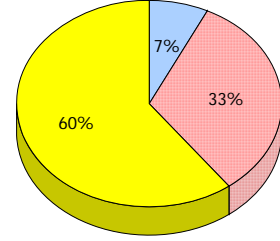
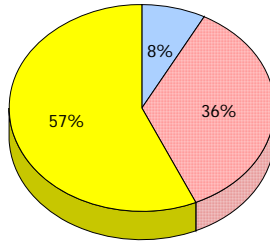


Province



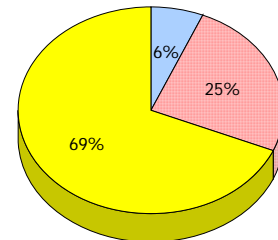
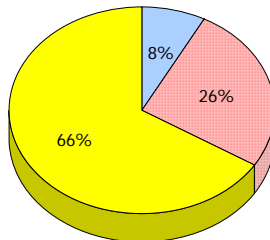
2011

AGR (1)



2010

AGR (0)



2009

AGR (2)

Exemption
 Unknown
 Not Yet Meeting (1 or 2)
 Meeting or Exceeding (3,4,5)

* In some cases, CRT numbers may exceed AGR numbers based on late enrolments. Pie chart is based on the number of students who wrote the CRT.

* Mushuau Innu Natuashish School and Sheshatshiu Innu School are excluded from district and provincial results.

* Reading score is composite of Non Fiction and Poet. Source: Division of Evaluation and Research, Department of Education

District 3 - Nova Central

School #: 196 St. Gabriel's AG

Demand Writing

Percentage of students at level 3 or above (2009 - 2012)

School data with 5 or fewer students withheld for reasons of confidentiality.



Reading

Percentage of students at level 3 or above (2009 - 2012)

School data with 5 or fewer students withheld for reasons of confidentiality.



* In some cases, CRT numbers may exceed AGR numbers based on late enrolments. Pie chart is based on the number of students who wrote the CRT.

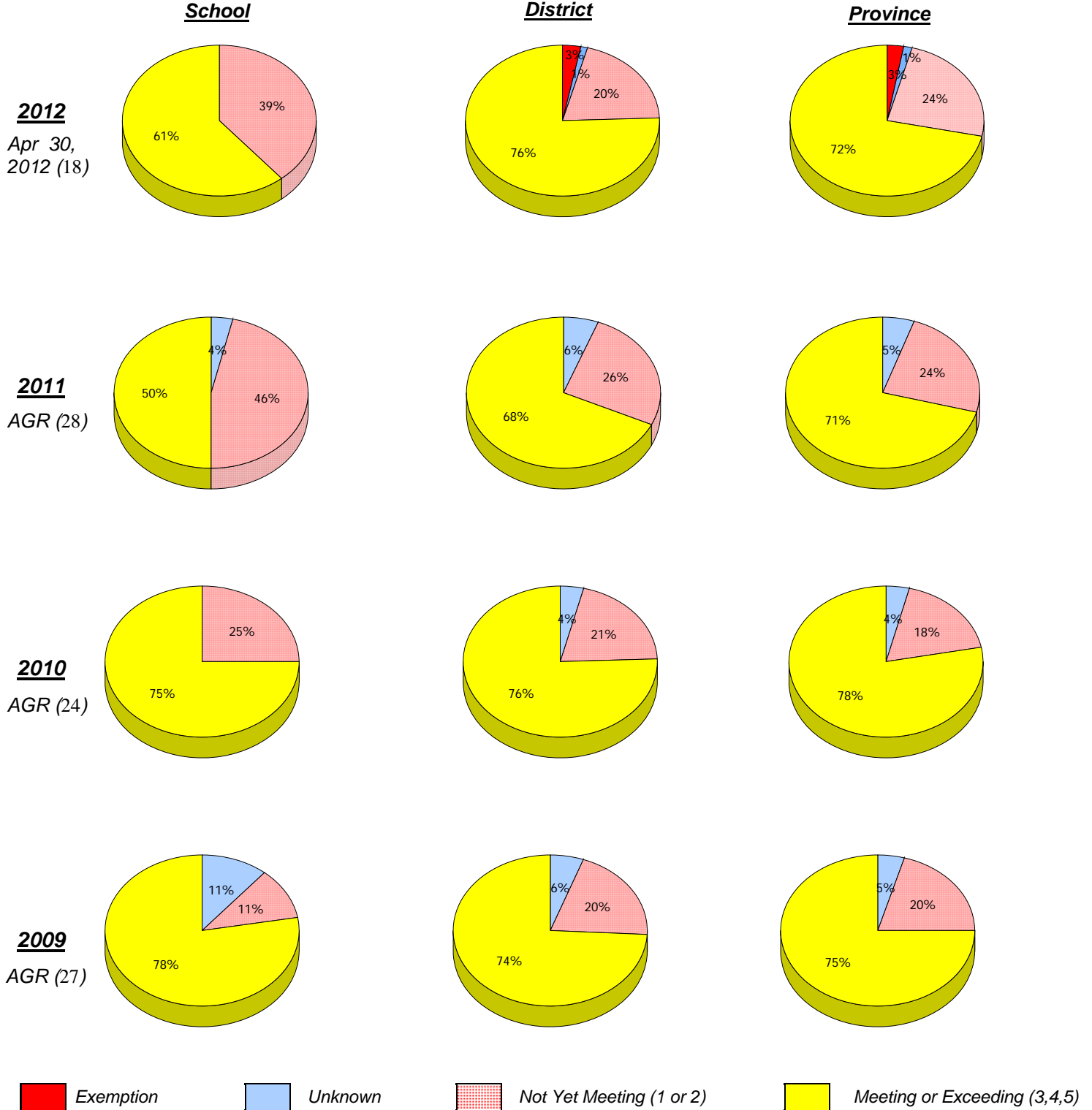
* Mushuau Innu Natuashish School and Sheshatshiu Innu School are excluded from district and provincial results.

* Reading score is composite of Non Fiction and Poet. Source: Division of Evaluation and Research, Department of Education

District 3 - Nova Central

School #: 202 Twillingate Island Elementary

Demand Writing



* In some cases, CRT numbers may exceed AGR numbers based on late enrolments. Pie chart is based on the number of students who wrote the CRT.

* Mushuau Innu Natuashish School and Sheshatshiu Innu School are excluded from district and provincial results.

* Reading score is composite of Non Fiction and Poet. Source: Division of Evaluation and Research, Department of Education

District 3 - Nova Central

School #: 202 Twillingate Island Elementary

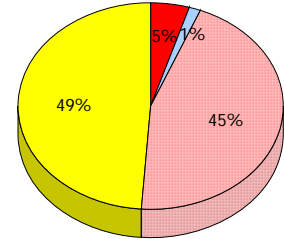
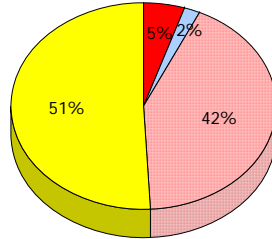
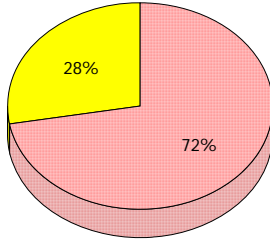
Reading

School

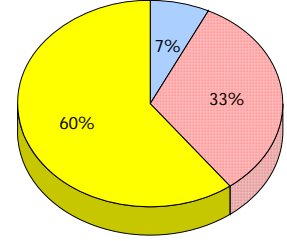
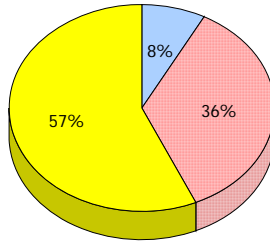
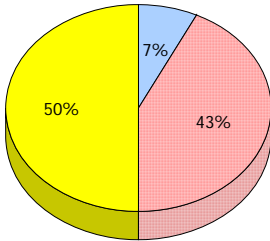
District

Province

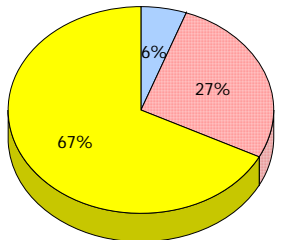
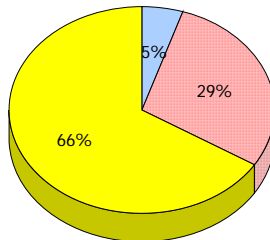
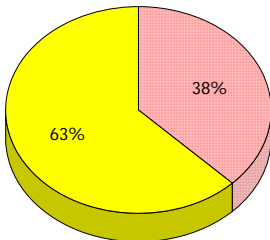
2012
Apr 30,
2012 (18)



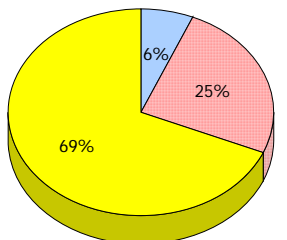
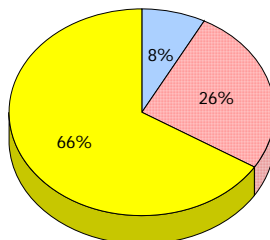
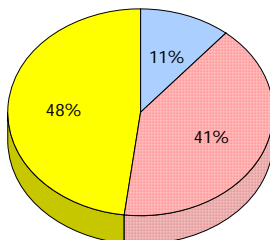
2011
AGR (28)



2010
AGR (24)



2009
AGR (27)



■ Exemption
 ■ Unknown
 ■ Not Yet Meeting (1 or 2)
 ■ Meeting or Exceeding (3,4,5)

* In some cases, CRT numbers may exceed AGR numbers based on late enrolments. Pie chart is based on the number of students who wrote the CRT.

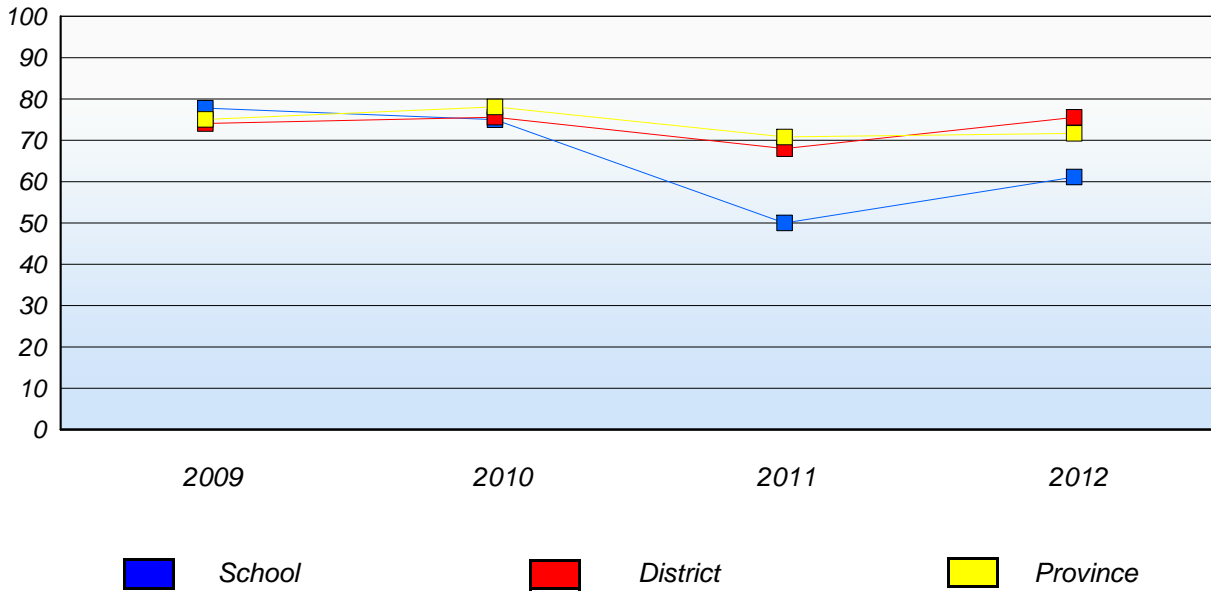
* Mushuau Innu Natuashish School and Sheshatshiu Innu School are excluded from district and provincial results.

* Reading score is composite of Non Fiction and Poet. Source: Division of Evaluation and Research, Department of Education

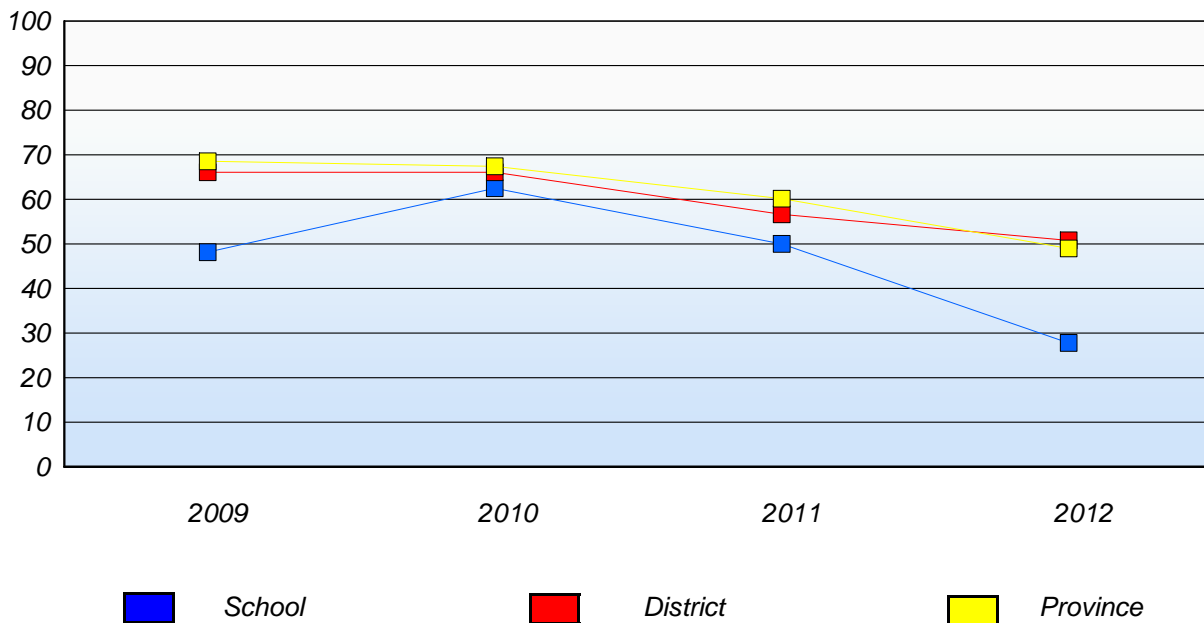
District 3 - Nova Central

School #: 202 Twillingate Island Elementary

Demand Writing
Percentage of students at level 3 or above (2009 - 2012)



Reading
Percentage of students at level 3 or above (2009 - 2012)



* In some cases, CRT numbers may exceed AGR numbers based on late enrolments. Pie chart is based on the number of students who wrote the CRT.

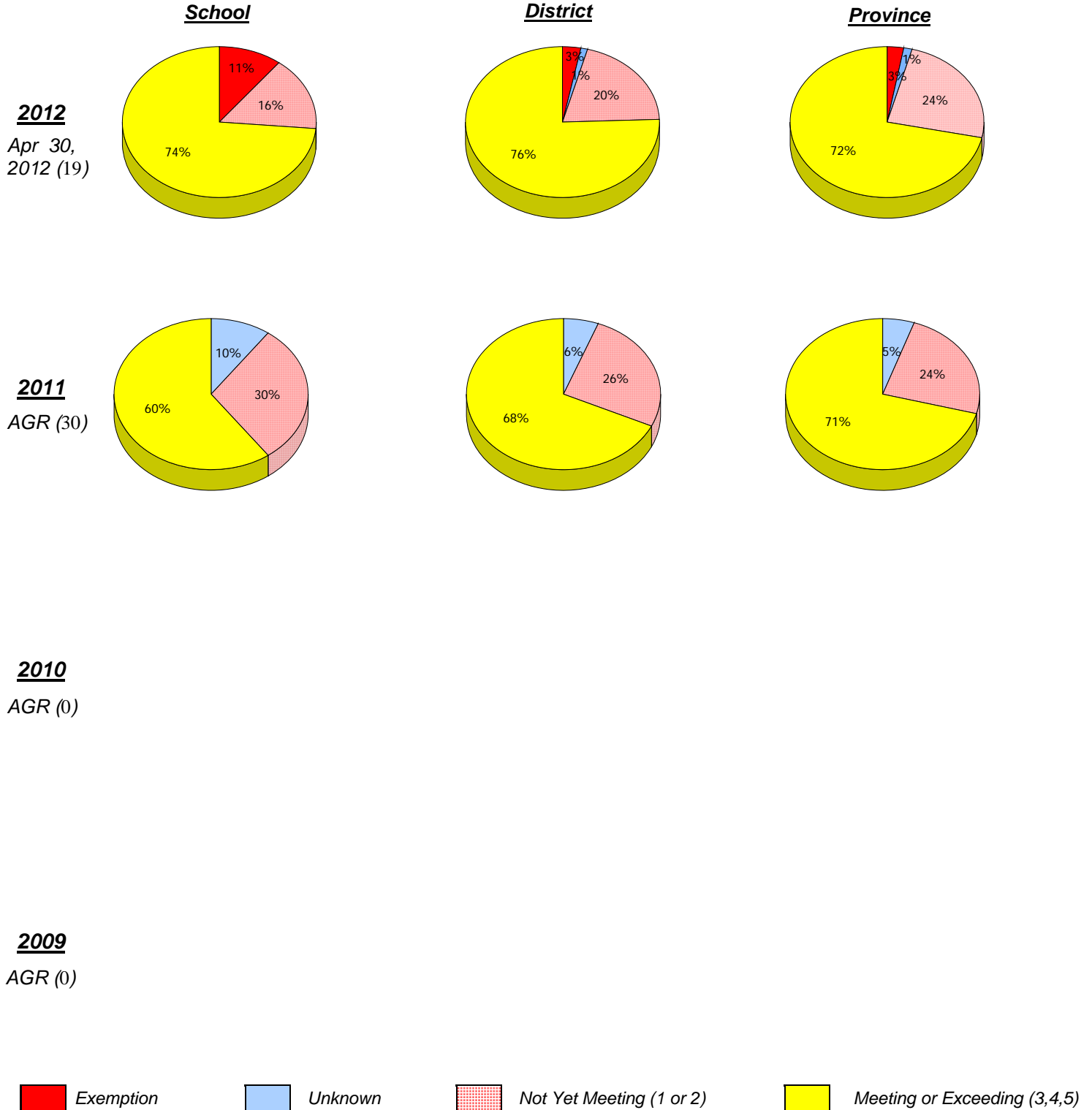
* Mushuau Innu Natuashish School and Sheshatshiu Innu School are excluded from district and provincial results.

* Reading score is composite of Non Fiction and Poet. Source: Division of Evaluation and Research, Department of Education

District 3 - Nova Central

School #: 204 Pearson Academy

Demand Writing



* In some cases, CRT numbers may exceed AGR numbers based on late enrolments. Pie chart is based on the number of students who wrote the CRT.

* Mushuau Innu Natuashish School and Sheshatshiu Innu School are excluded from district and provincial results.

* Reading score is composite of Non Fiction and Poet. Source: Division of Evaluation and Research, Department of Education

District 3 - Nova Central

School #: 204 Pearson Academy

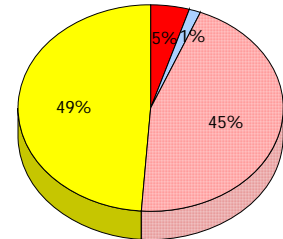
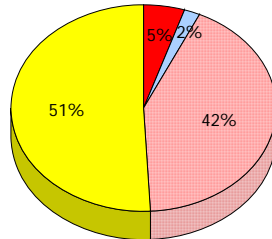
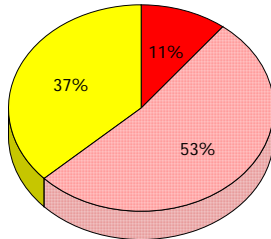
Reading

School

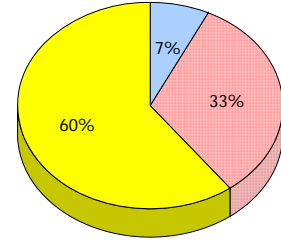
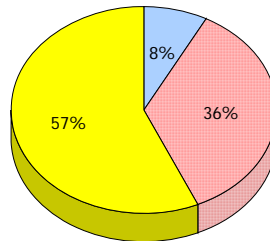
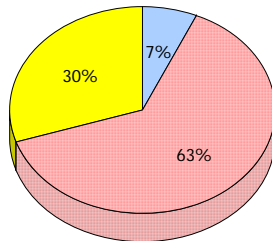
District

Province

2012
Apr 30,
2012 (19)

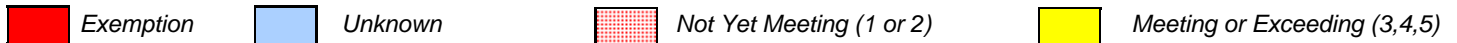


2011
AGR (30)



2010
AGR (0)

2009
AGR (0)



* In some cases, CRT numbers may exceed AGR numbers based on late enrolments. Pie chart is based on the number of students who wrote the CRT.

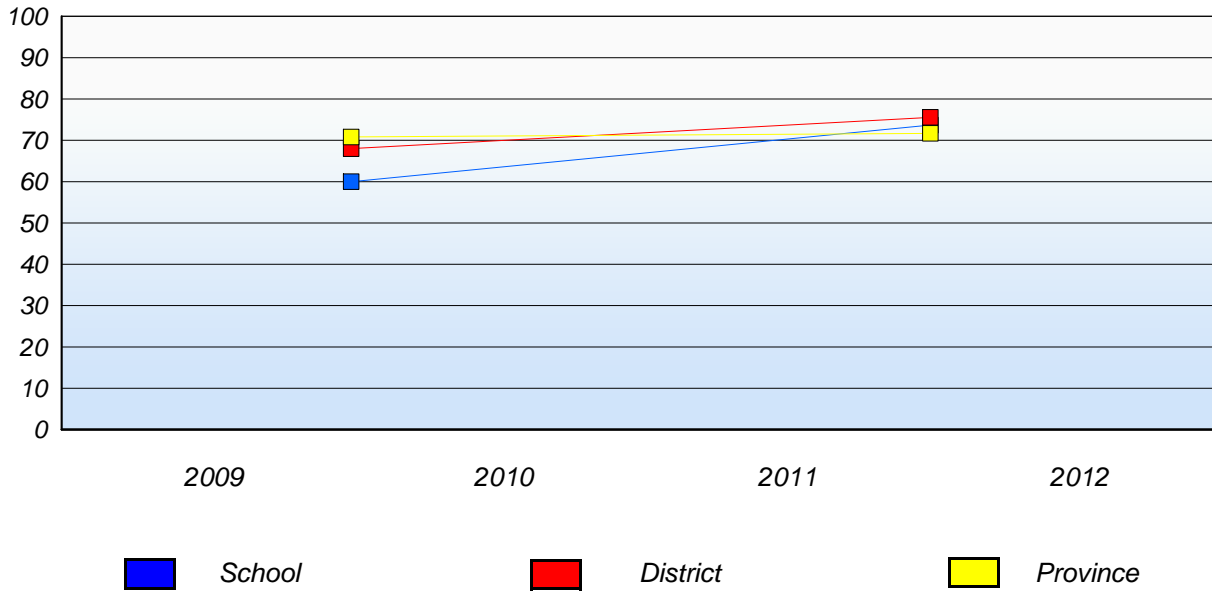
* Mushuau Innu Natuashish School and Sheshatshiu Innu School are excluded from district and provincial results.

* Reading score is composite of Non Fiction and Poet. Source: Division of Evaluation and Research, Department of Education

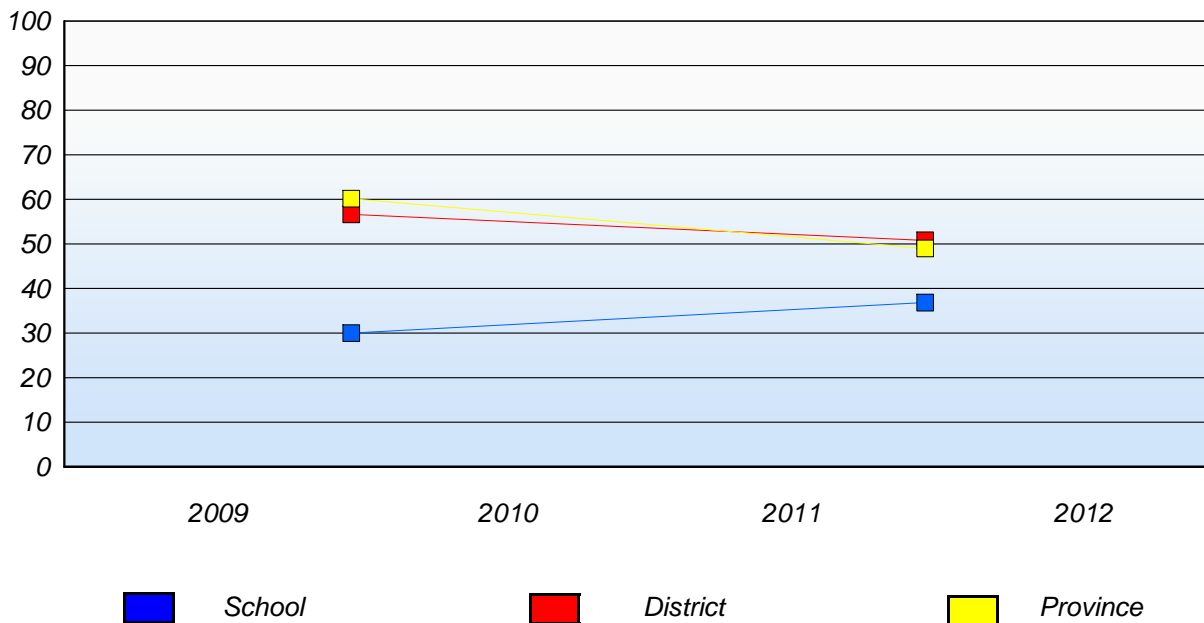
District 3 - Nova Central

School #: 204 Pearson Academy

Demand Writing
Percentage of students at level 3 or above (2009 - 2012)



Reading
Percentage of students at level 3 or above (2009 - 2012)



* In some cases, CRT numbers may exceed AGR numbers based on late enrolments. Pie chart is based on the number of students who wrote the CRT.

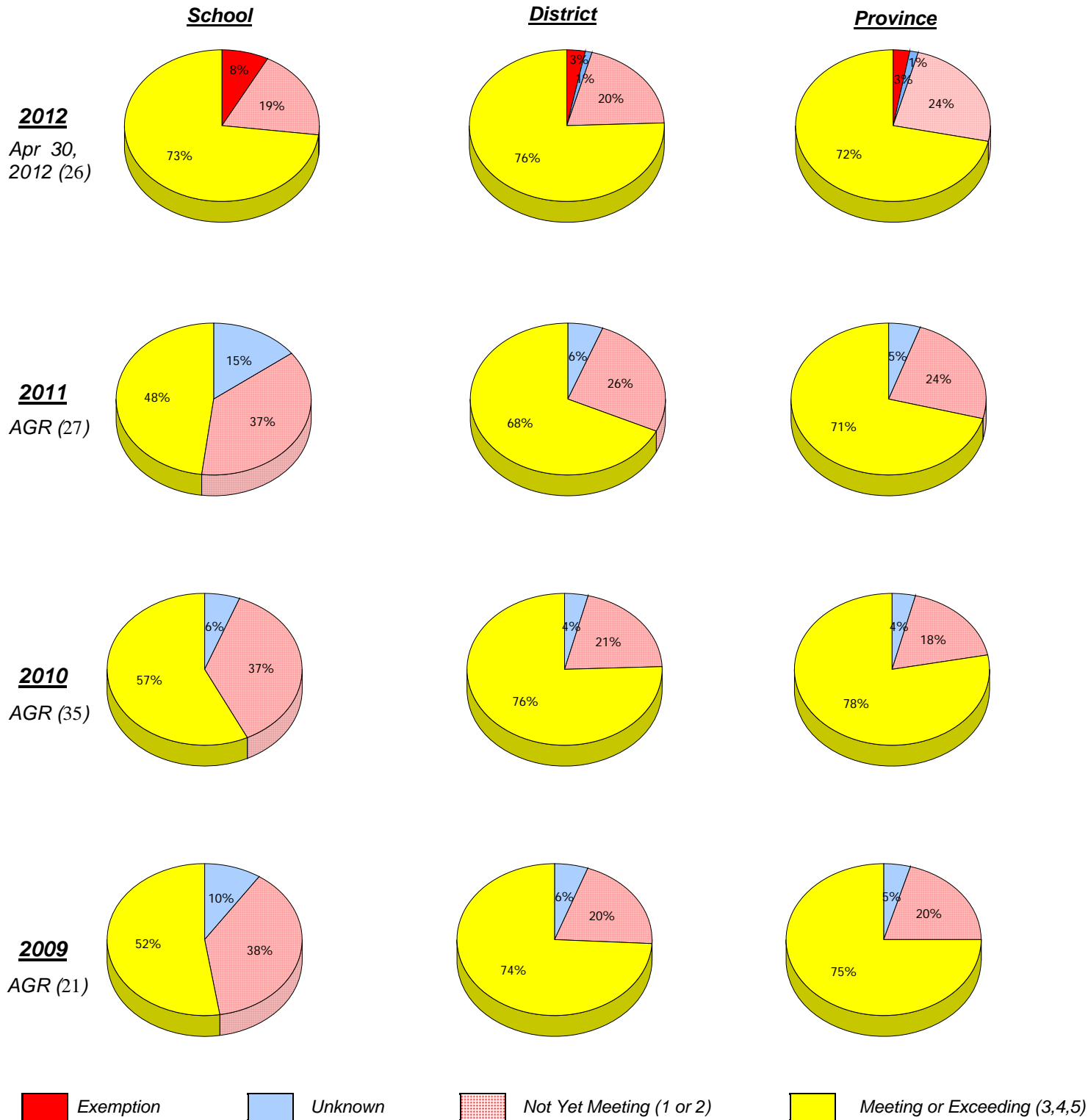
* Mushuau Innu Natuashish School and Sheshatshiu Innu School are excluded from district and provincial results.

* Reading score is composite of Non Fiction and Poet. Source: Division of Evaluation and Research, Department of Education

District 3 - Nova Central

School #: 206 Riverwood Academy

Demand Writing



* In some cases, CRT numbers may exceed AGR numbers based on late enrolments. Pie chart is based on the number of students who wrote the CRT.

* Mushuau Innu Natuashish School and Sheshatshiu Innu School are excluded from district and provincial results.

* Reading score is composite of Non Fiction and Poet. Source: Division of Evaluation and Research, Department of Education

District 3 - Nova Central

School #: 206 Riverwood Academy

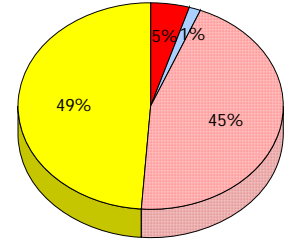
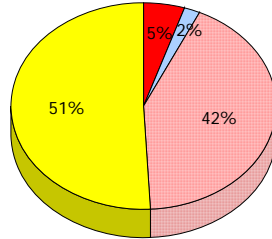
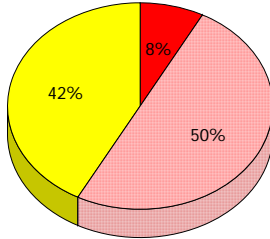
Reading

School

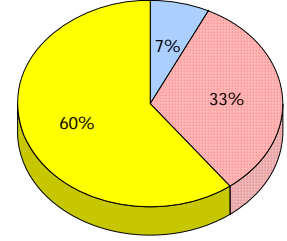
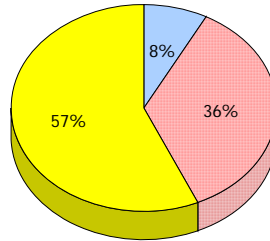
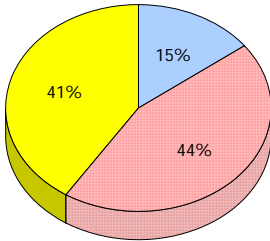
District

Province

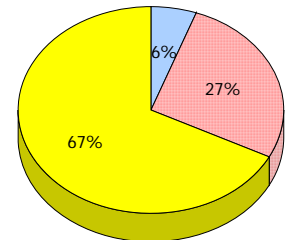
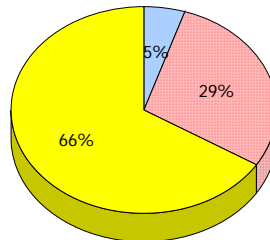
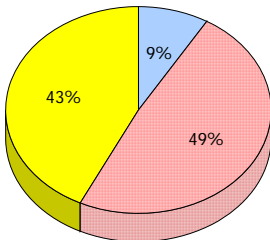
2012
Apr 30,
2012 (26)



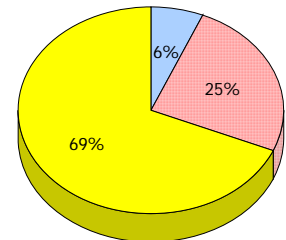
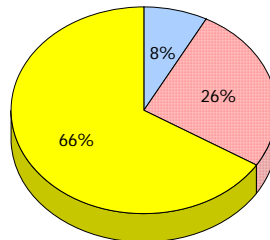
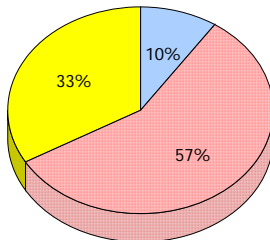
2011
AGR (27)



2010
AGR (35)



2009
AGR (21)



■ Exemption
 ■ Unknown
 ■ Not Yet Meeting (1 or 2)
 ■ Meeting or Exceeding (3,4,5)

* In some cases, CRT numbers may exceed AGR numbers based on late enrolments. Pie chart is based on the number of students who wrote the CRT.

* Mushuau Innu Natuashish School and Sheshatshiu Innu School are excluded from district and provincial results.

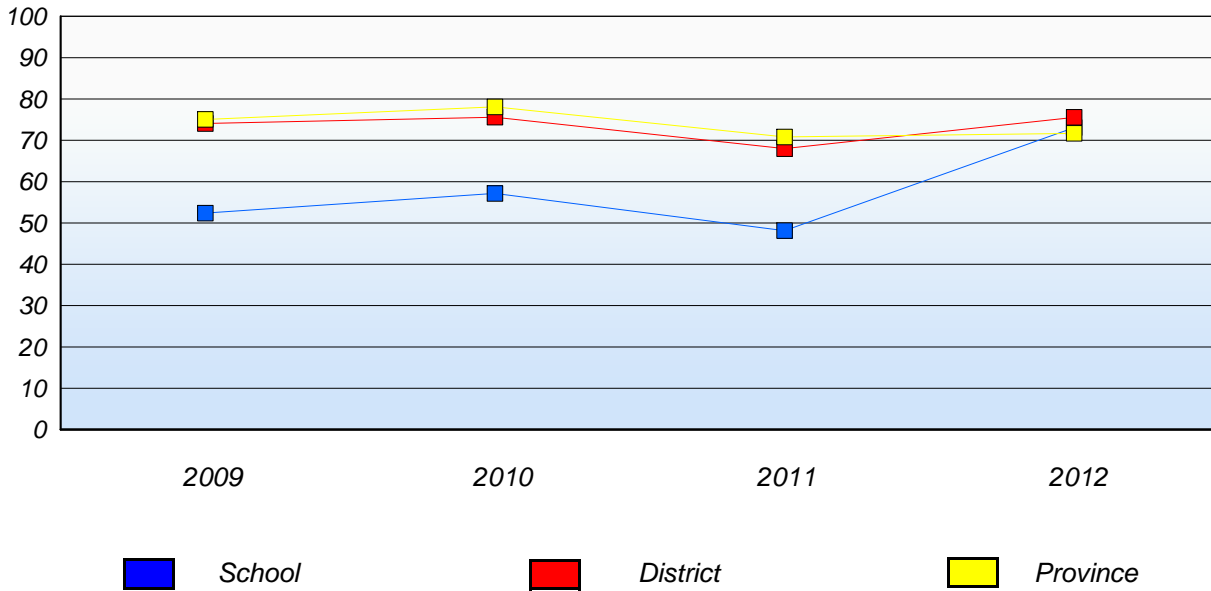
* Reading score is composite of Non Fiction and Poet. Source: Division of Evaluation and Research, Department of Education

**Elementary English Language Arts
4 Year Provincial Assessment, June 2012
School Report Rubrics**
(average scores)

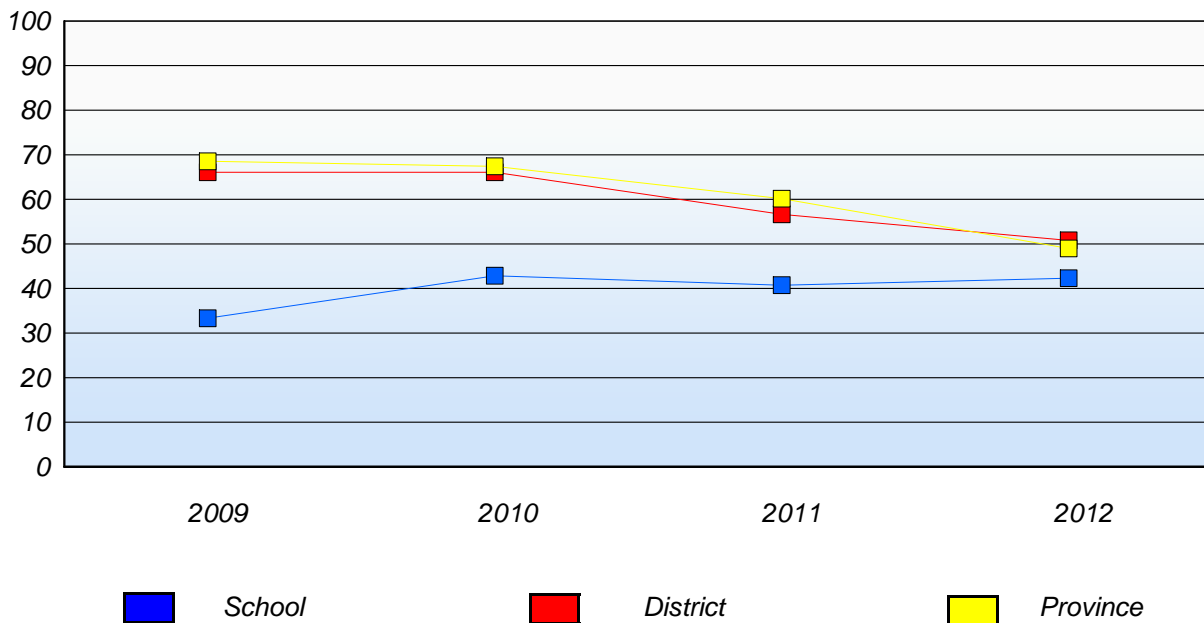
District 3 - Nova Central

School #: 206 Riverwood Academy

Demand Writing
Percentage of students at level 3 or above (2009 - 2012)



Reading
Percentage of students at level 3 or above (2009 - 2012)



* In some cases, CRT numbers may exceed AGR numbers based on late enrolments. Pie chart is based on the number of students who wrote the CRT.

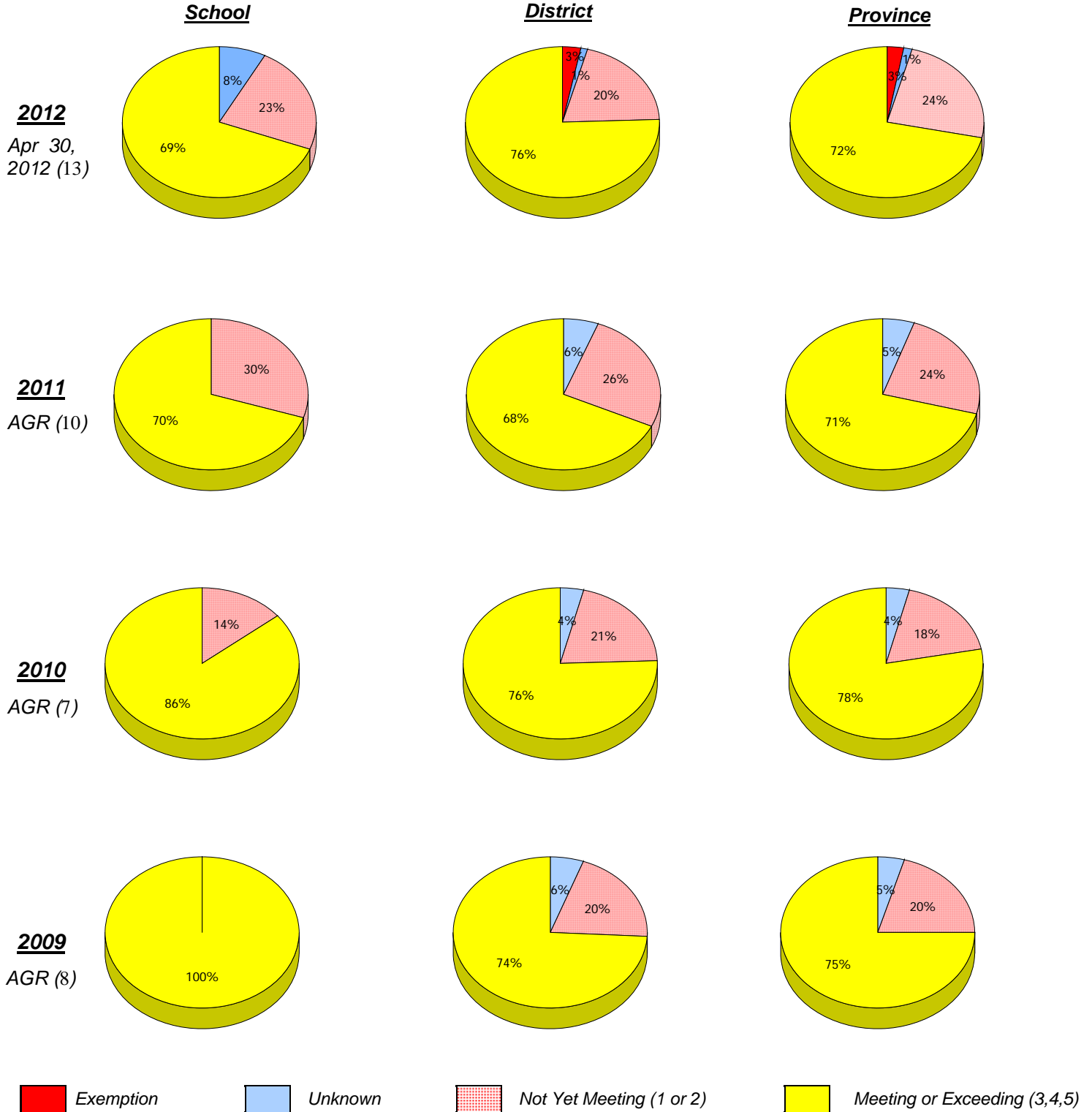
* Mushuau Innu Natuashish School and Sheshatshiu Innu School are excluded from district and provincial results.

* Reading score is composite of Non Fiction and Poet. Source: Division of Evaluation and Research, Department of Education

District 3 - Nova Central

School #: 398 Avoca Collegiate

Demand Writing



* In some cases, CRT numbers may exceed AGR numbers based on late enrolments. Pie chart is based on the number of students who wrote the CRT.

* Mushuau Innu Natuashish School and Sheshatshiu Innu School are excluded from district and provincial results.

* Reading score is composite of Non Fiction and Poet. Source: Division of Evaluation and Research, Department of Education

District 3 - Nova Central

School #: 398 Avoca Collegiate

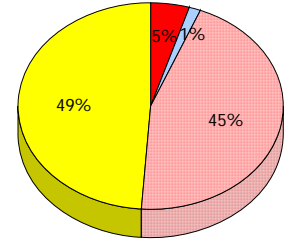
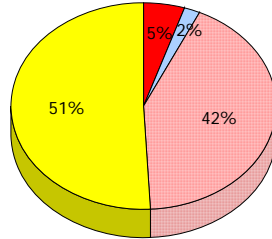
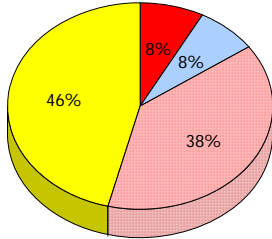
Reading

School

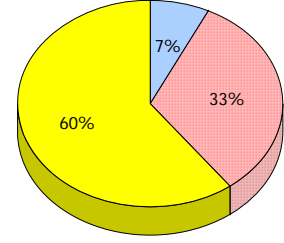
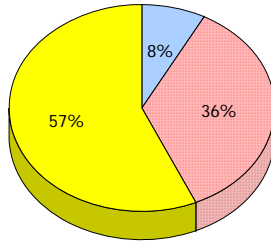
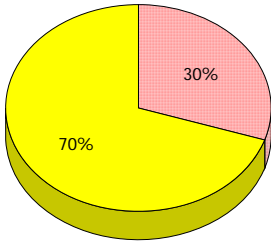
District

Province

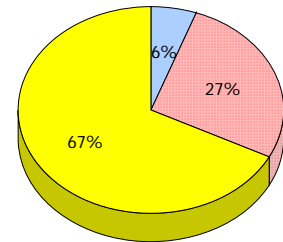
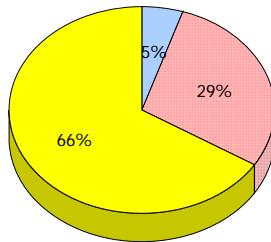
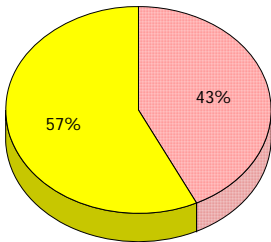
2012
Apr 30,
2012 (13)



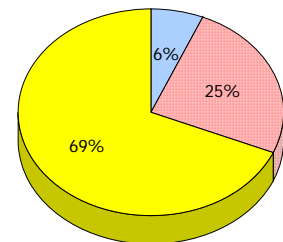
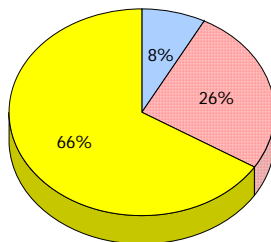
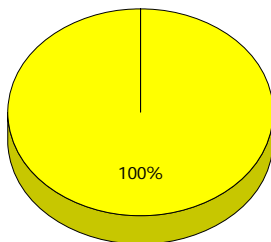
2011
AGR (10)



2010
AGR (7)



2009
AGR (8)



■ Exemption
 ■ Unknown
 ■ Not Yet Meeting (1 or 2)
 ■ Meeting or Exceeding (3,4,5)

* In some cases, CRT numbers may exceed AGR numbers based on late enrolments. Pie chart is based on the number of students who wrote the CRT.

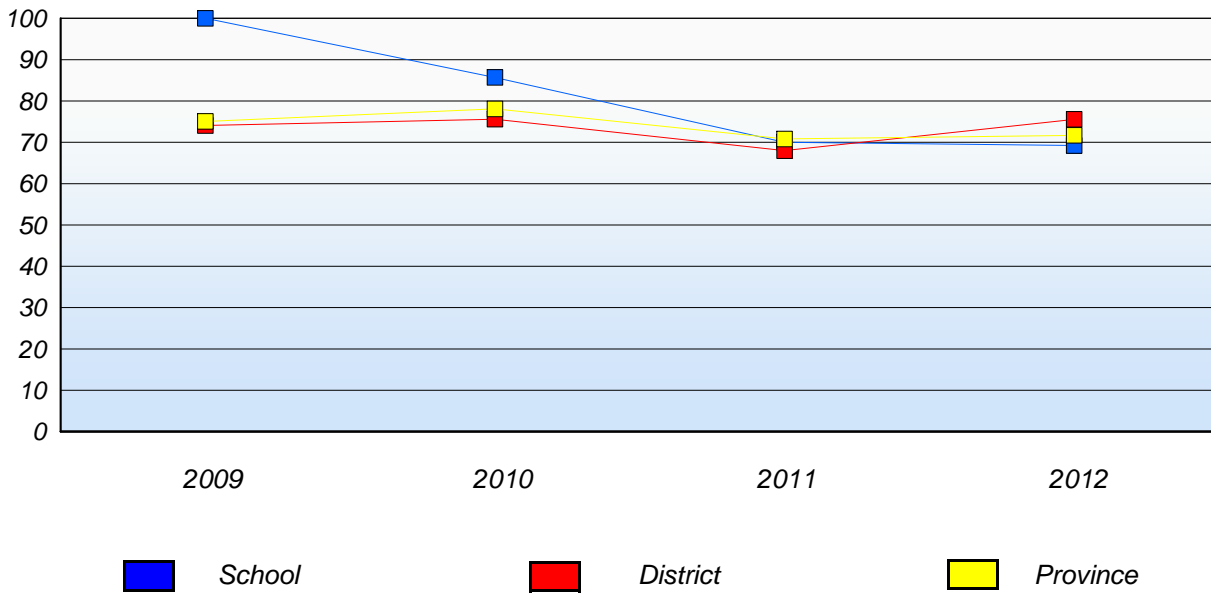
* Mushuau Innu Natuashish School and Sheshatshiu Innu School are excluded from district and provincial results.

* Reading score is composite of Non Fiction and Poet. Source: Division of Evaluation and Research, Department of Education

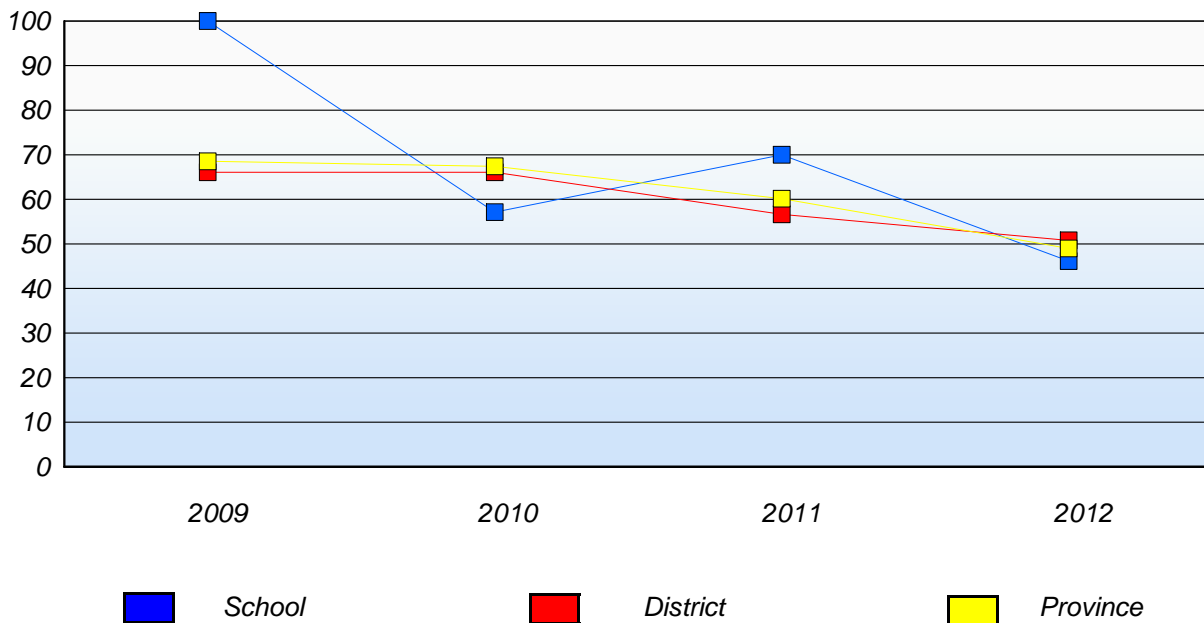
District 3 - Nova Central

School #: 398 Avoca Collegiate

Demand Writing
Percentage of students at level 3 or above (2009 - 2012)



Reading
Percentage of students at level 3 or above (2009 - 2012)



* In some cases, CRT numbers may exceed AGR numbers based on late enrolments. Pie chart is based on the number of students who wrote the CRT.

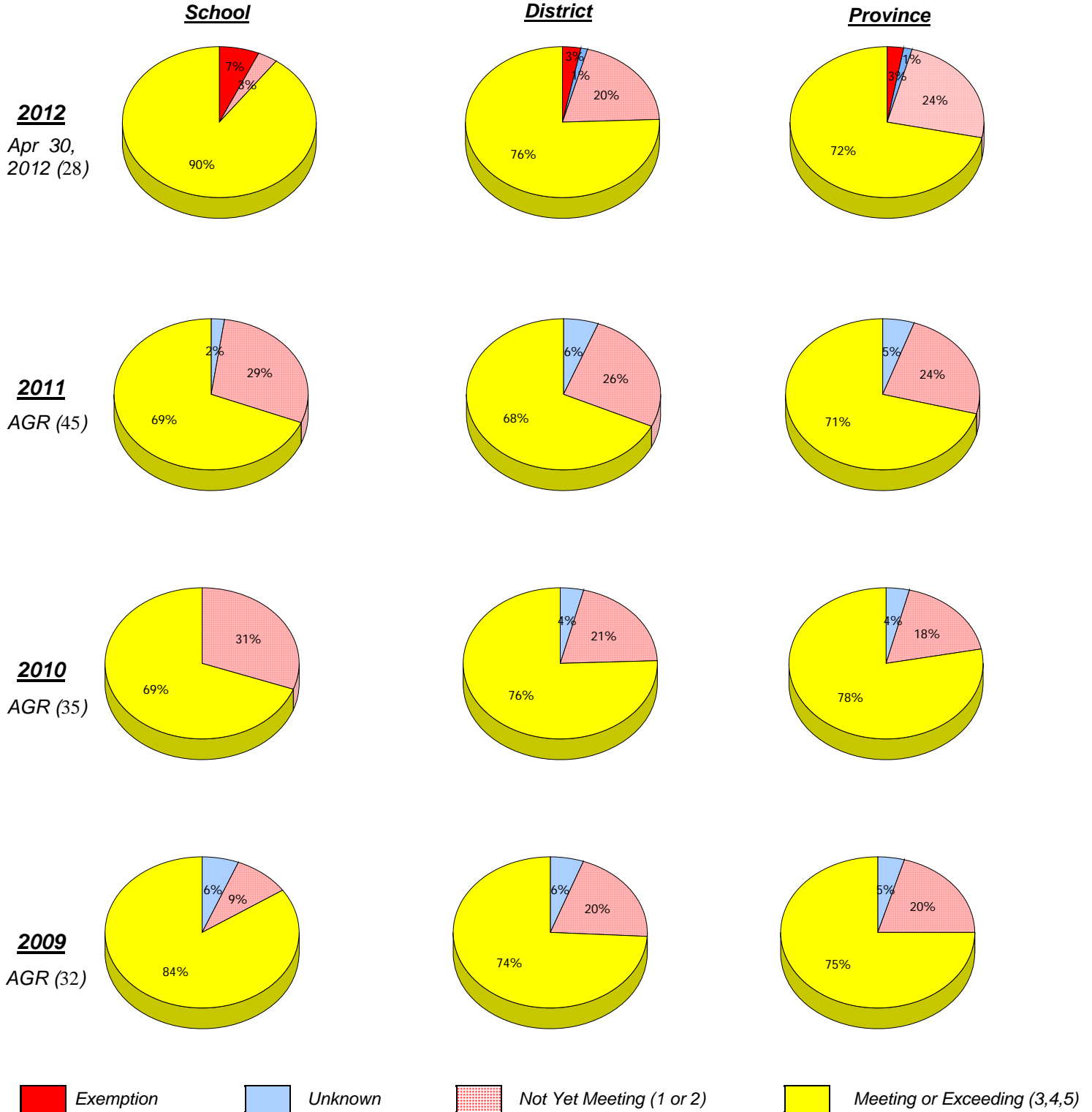
* Mushuau Innu Natuashish School and Sheshatshiu Innu School are excluded from district and provincial results.

* Reading score is composite of Non Fiction and Poet. Source: Division of Evaluation and Research, Department of Education

District 3 - Nova Central

School #: 400 Helen Tulk Elementary

Demand Writing



* In some cases, CRT numbers may exceed AGR numbers based on late enrolments. Pie chart is based on the number of students who wrote the CRT.

* Mushuau Innu Natuashish School and Sheshatshiu Innu School are excluded from district and provincial results.

* Reading score is composite of Non Fiction and Poet. Source: Division of Evaluation and Research, Department of Education

District 3 - Nova Central

School #: 400 Helen Tulk Elementary

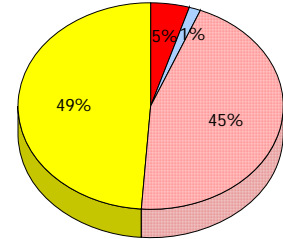
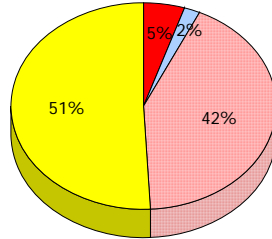
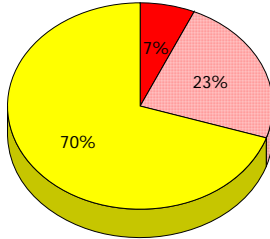
Reading

School

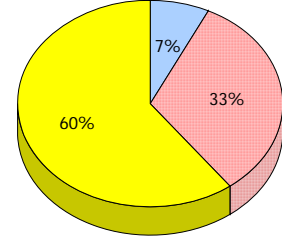
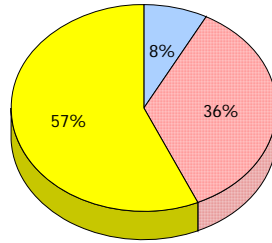
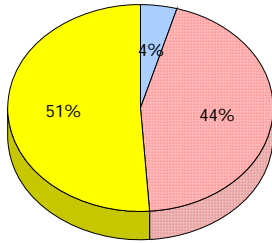
District

Province

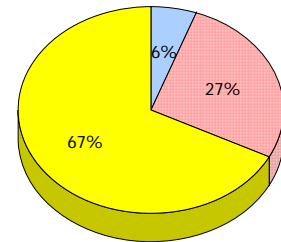
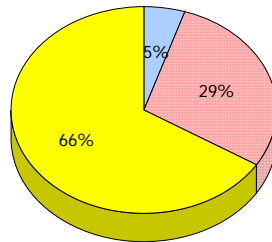
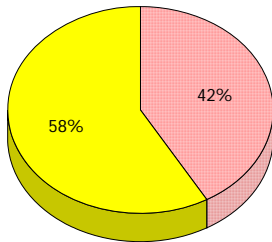
2012
Apr 30,
2012 (28)



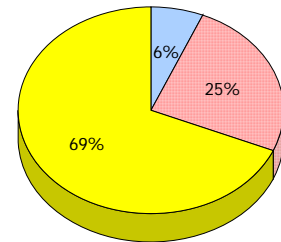
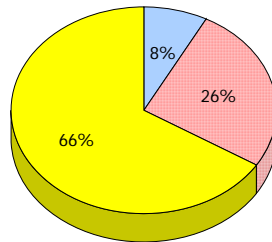
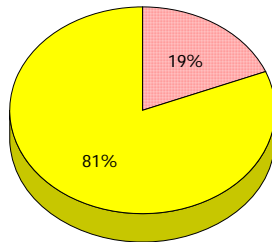
2011
AGR (45)



2010
AGR (35)



2009
AGR (32)



■ Exemption
 ■ Unknown
 ■ Not Yet Meeting (1 or 2)
 ■ Meeting or Exceeding (3,4,5)

* In some cases, CRT numbers may exceed AGR numbers based on late enrolments. Pie chart is based on the number of students who wrote the CRT.

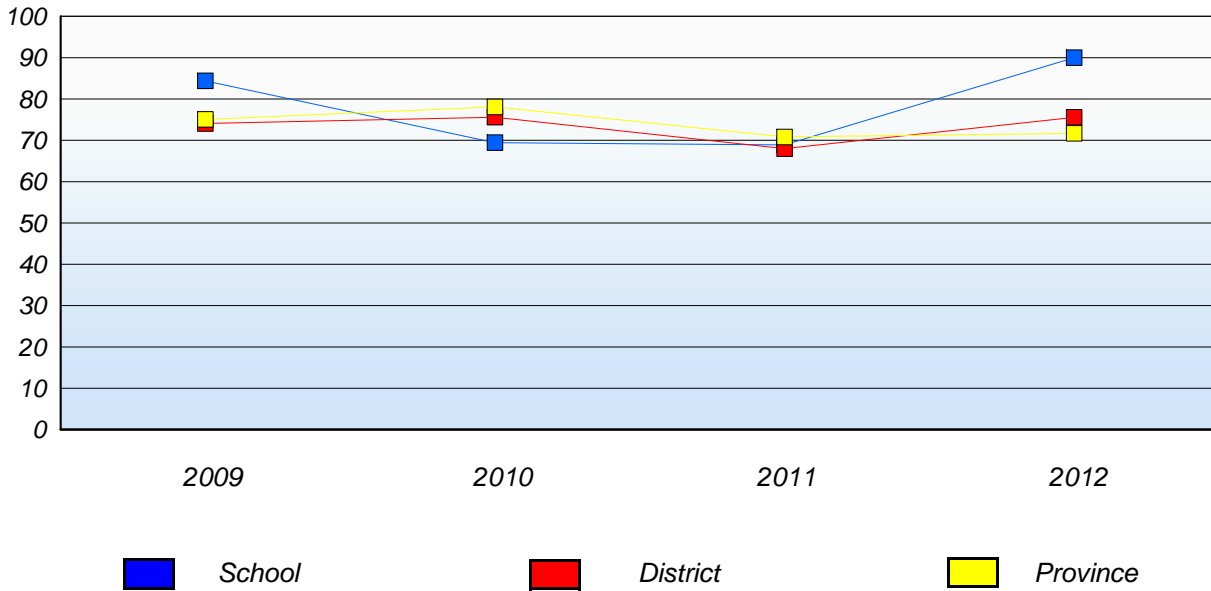
* Mushuau Innu Natuashish School and Sheshatshiu Innu School are excluded from district and provincial results.

* Reading score is composite of Non Fiction and Poet. Source: Division of Evaluation and Research, Department of Education

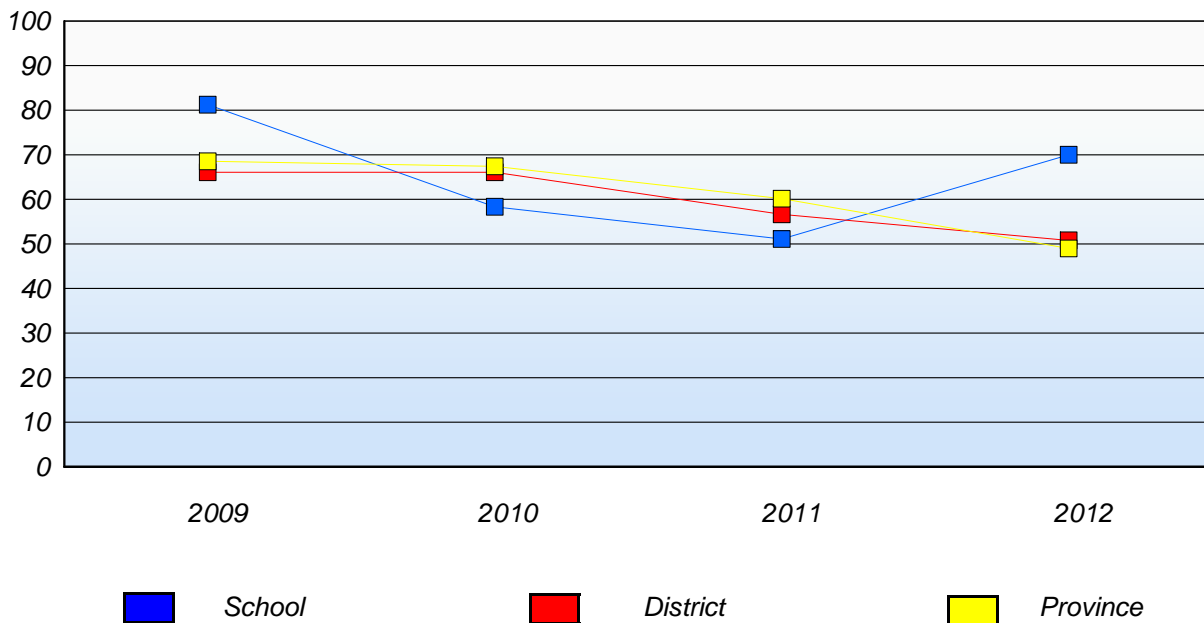
District 3 - Nova Central

School #: 400 Helen Tulk Elementary

Demand Writing
Percentage of students at level 3 or above (2009 - 2012)



Reading
Percentage of students at level 3 or above (2009 - 2012)



* In some cases, CRT numbers may exceed AGR numbers based on late enrolments. Pie chart is based on the number of students who wrote the CRT.

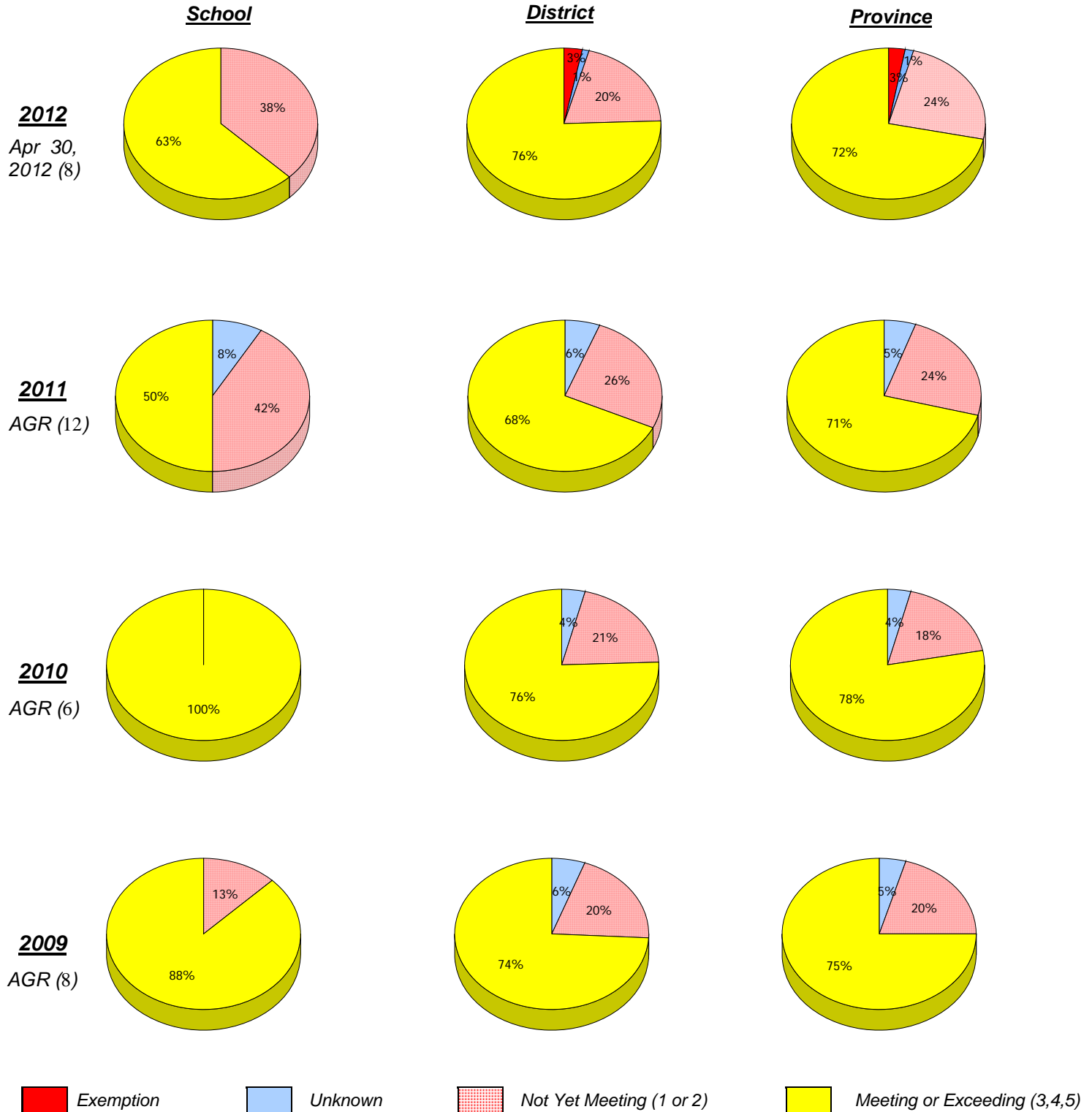
* Mushuau Innu Natuashish School and Sheshatshiu Innu School are excluded from district and provincial results.

* Reading score is composite of Non Fiction and Poet. Source: Division of Evaluation and Research, Department of Education

District 3 - Nova Central

School #: 403 Lakeside Academy

Demand Writing



* In some cases, CRT numbers may exceed AGR numbers based on late enrolments. Pie chart is based on the number of students who wrote the CRT.

* Mushuau Innu Natuashish School and Sheshatshiu Innu School are excluded from district and provincial results.

* Reading score is composite of Non Fiction and Poet. Source: Division of Evaluation and Research, Department of Education

District 3 - Nova Central

School #: 403 Lakeside Academy

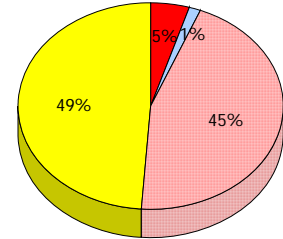
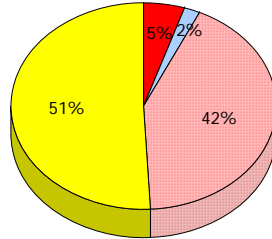
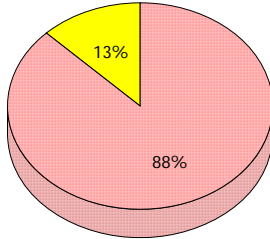
Reading

School

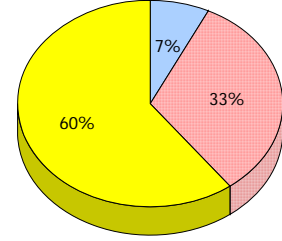
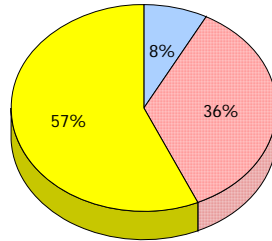
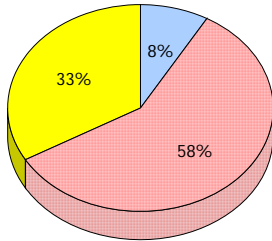
District

Province

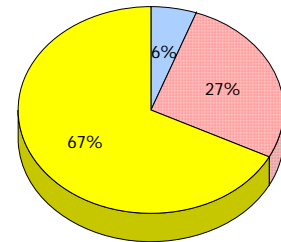
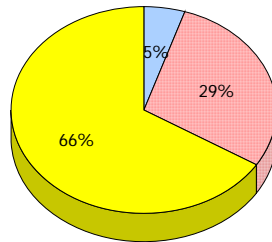
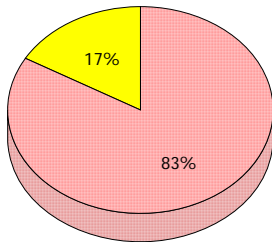
2012
Apr 30,
2012 (8)



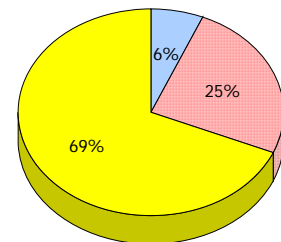
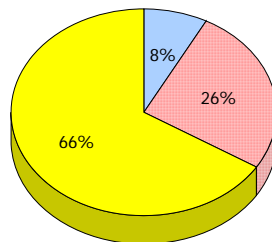
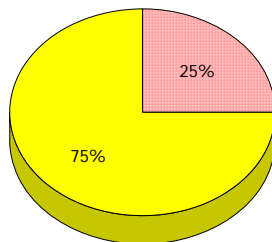
2011
AGR (12)



2010
AGR (6)



2009
AGR (8)



■ Exemption
 ■ Unknown
 ■ Not Yet Meeting (1 or 2)
 ■ Meeting or Exceeding (3,4,5)

* In some cases, CRT numbers may exceed AGR numbers based on late enrolments. Pie chart is based on the number of students who wrote the CRT.

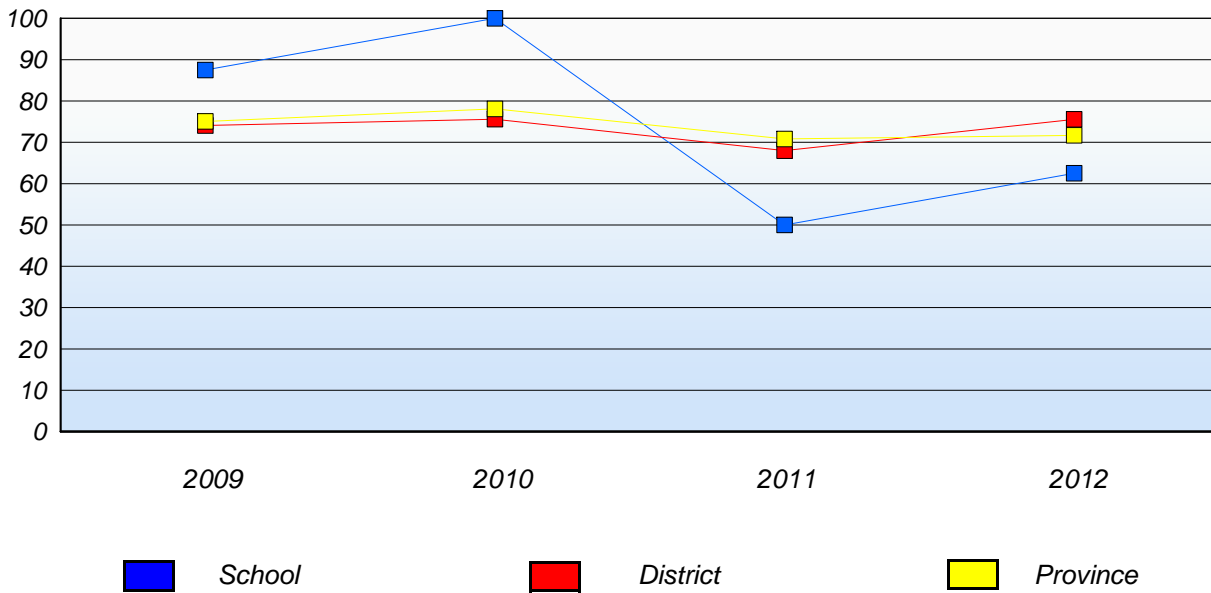
* Mushuau Innu Natuashish School and Sheshatshiu Innu School are excluded from district and provincial results.

* Reading score is composite of Non Fiction and Poet. Source: Division of Evaluation and Research, Department of Education

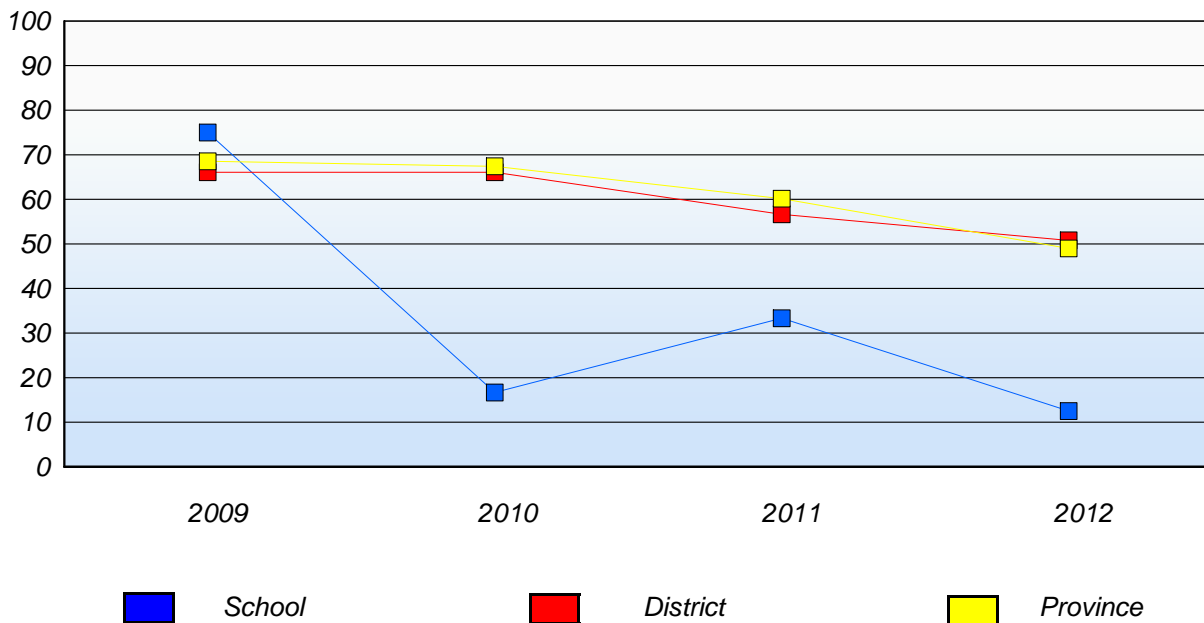
District 3 - Nova Central

School #: 403 Lakeside Academy

Demand Writing
Percentage of students at level 3 or above (2009 - 2012)



Reading
Percentage of students at level 3 or above (2009 - 2012)



* In some cases, CRT numbers may exceed AGR numbers based on late enrolments. Pie chart is based on the number of students who wrote the CRT.

* Mushuau Innu Natuashish School and Sheshatshiu Innu School are excluded from district and provincial results.

* Reading score is composite of Non Fiction and Poet. Source: Division of Evaluation and Research, Department of Education

District 3 - Nova Central

School #: 405 Cottrell's Cove Academy

Demand Writing

School

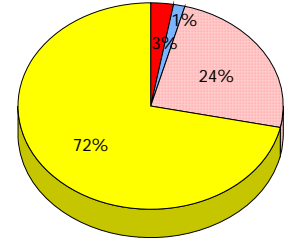
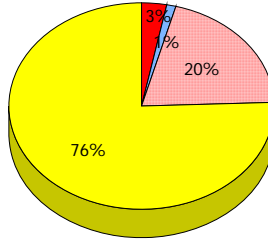
School data with 5 or fewer students withheld for reasons of confidentiality.

District

Province

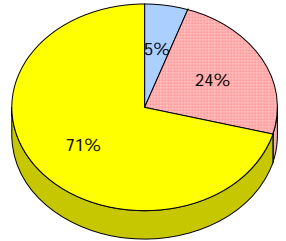
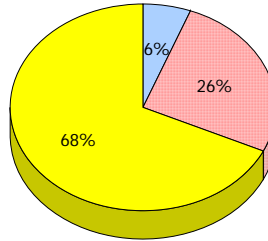
2012

Apr 30,
2012 (1)



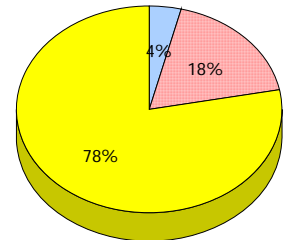
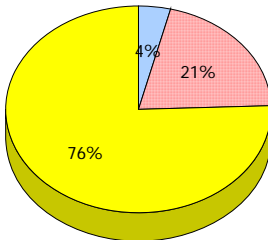
2011

AGR (1)



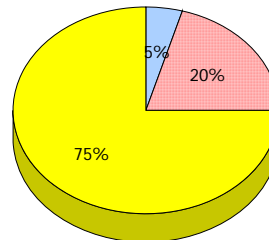
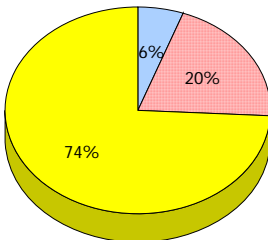
2010

AGR (1)



2009

AGR (5)



Exemption
 Unknown
 Not Yet Meeting (1 or 2)
 Meeting or Exceeding (3,4,5)

* In some cases, CRT numbers may exceed AGR numbers based on late enrolments. Pie chart is based on the number of students who wrote the CRT.

* Mushuau Innu Natuashish School and Sheshatshiu Innu School are excluded from district and provincial results.

* Reading score is composite of Non Fiction and Poet. Source: Division of Evaluation and Research, Department of Education

District 3 - Nova Central

School #: 405 Cottrell's Cove Academy

School

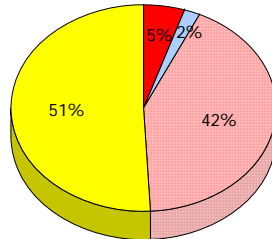
*School data with 5 or fewer students
withheld for reasons of confidentiality.*

2012

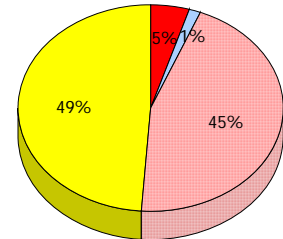
Apr 30,
2012 (1)

Reading

District

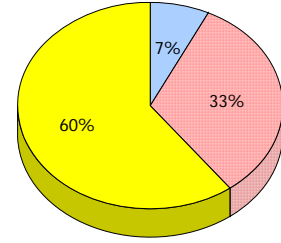
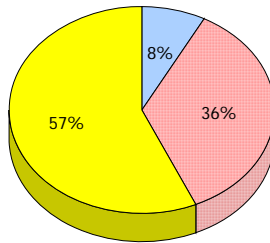


Province



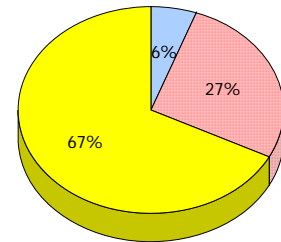
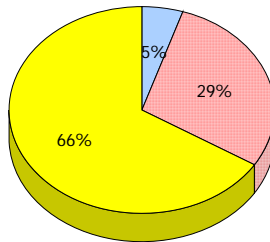
2011

AGR (1)



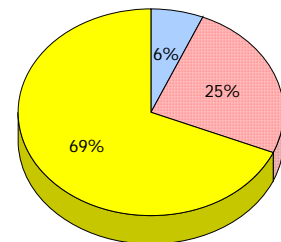
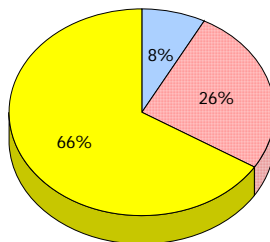
2010

AGR (1)



2009

AGR (5)



■ Exemption
 ■ Unknown
 ■ Not Yet Meeting (1 or 2)
 ■ Meeting or Exceeding (3,4,5)

* In some cases, CRT numbers may exceed AGR numbers based on late enrolments. Pie chart is based on the number of students who wrote the CRT.

* Mushuau Innu Natuashish School and Sheshatshiu Innu School are excluded from district and provincial results.

* Reading score is composite of Non Fiction and Poet. Source: Division of Evaluation and Research, Department of Education

District 3 - Nova Central

School #: 405 Cottrell's Cove Academy

Demand Writing

Percentage of students at level 3 or above (2009 - 2012)

School data with 5 or fewer students withheld for reasons of confidentiality.



Reading

Percentage of students at level 3 or above (2009 - 2012)

School data with 5 or fewer students withheld for reasons of confidentiality.



* In some cases, CRT numbers may exceed AGR numbers based on late enrolments. Pie chart is based on the number of students who wrote the CRT.

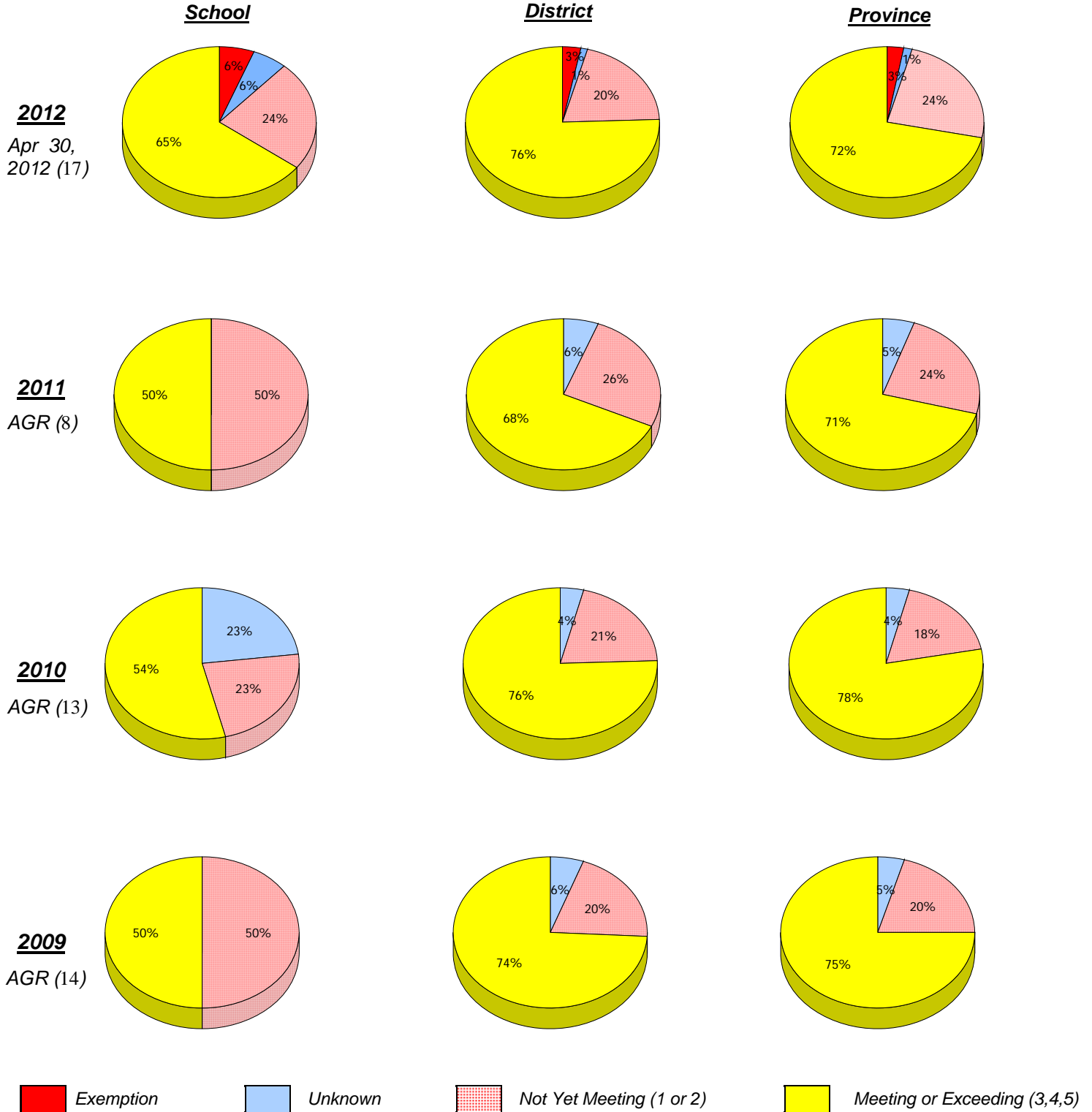
* Mushuau Innu Natuashish School and Sheshatshiu Innu School are excluded from district and provincial results.

* Reading score is composite of Non Fiction and Poet. Source: Division of Evaluation and Research, Department of Education

District 3 - Nova Central

School #: 406 Fitzgerald Academy

Demand Writing



* In some cases, CRT numbers may exceed AGR numbers based on late enrolments. Pie chart is based on the number of students who wrote the CRT.

* Mushuau Innu Natuashish School and Sheshatshiu Innu School are excluded from district and provincial results.

* Reading score is composite of Non Fiction and Poet. Source: Division of Evaluation and Research, Department of Education

District 3 - Nova Central

School #: 406 Fitzgerald Academy

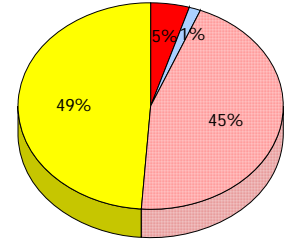
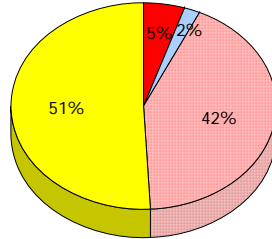
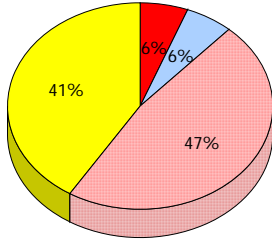
Reading

School

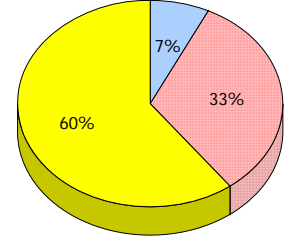
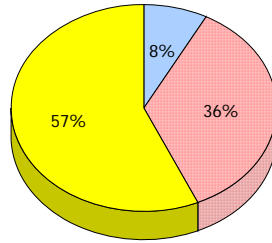
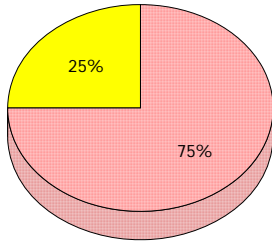
District

Province

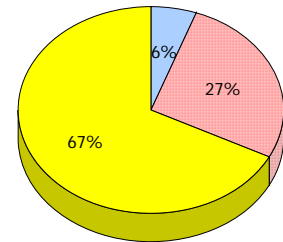
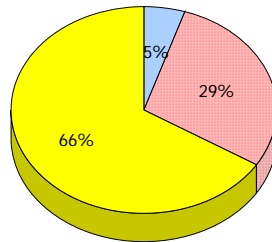
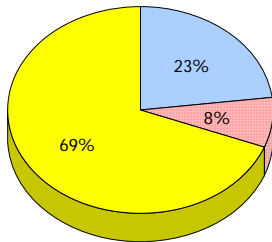
2012
Apr 30,
2012 (17)



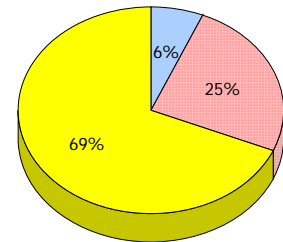
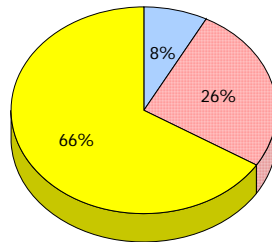
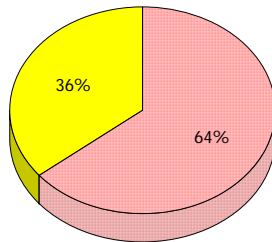
2011
AGR (8)



2010
AGR (13)



2009
AGR (14)



■ Exemption
 ■ Unknown
 ■ Not Yet Meeting (1 or 2)
 ■ Meeting or Exceeding (3,4,5)

* In some cases, CRT numbers may exceed AGR numbers based on late enrolments. Pie chart is based on the number of students who wrote the CRT.

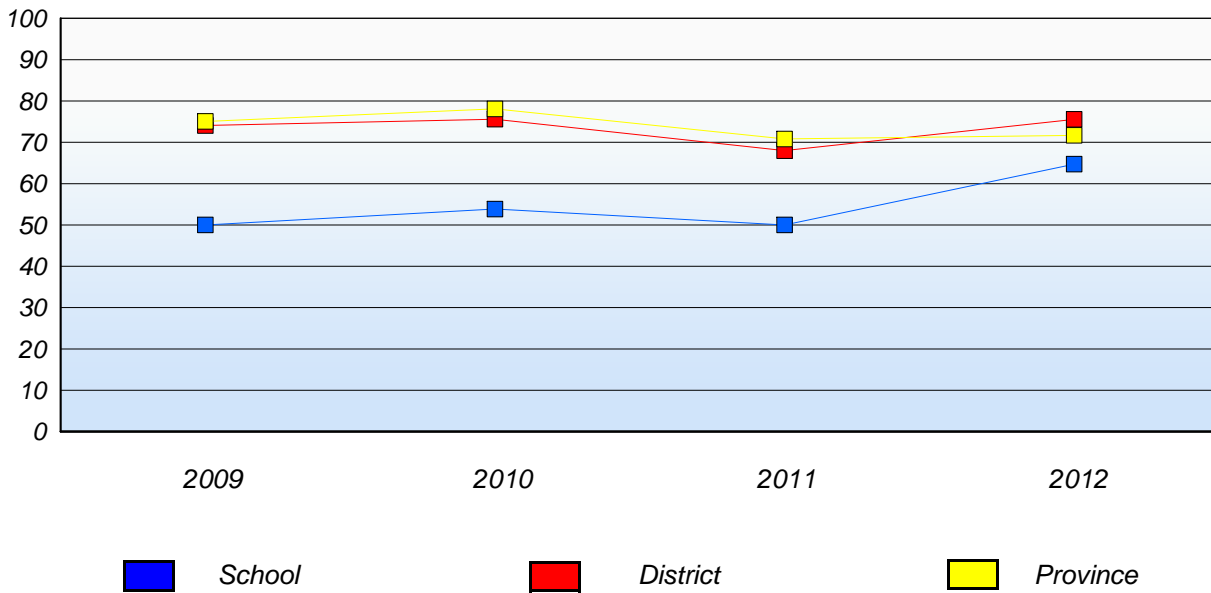
* Mushuau Innu Natuashish School and Sheshatshiu Innu School are excluded from district and provincial results.

* Reading score is composite of Non Fiction and Poet. Source: Division of Evaluation and Research, Department of Education

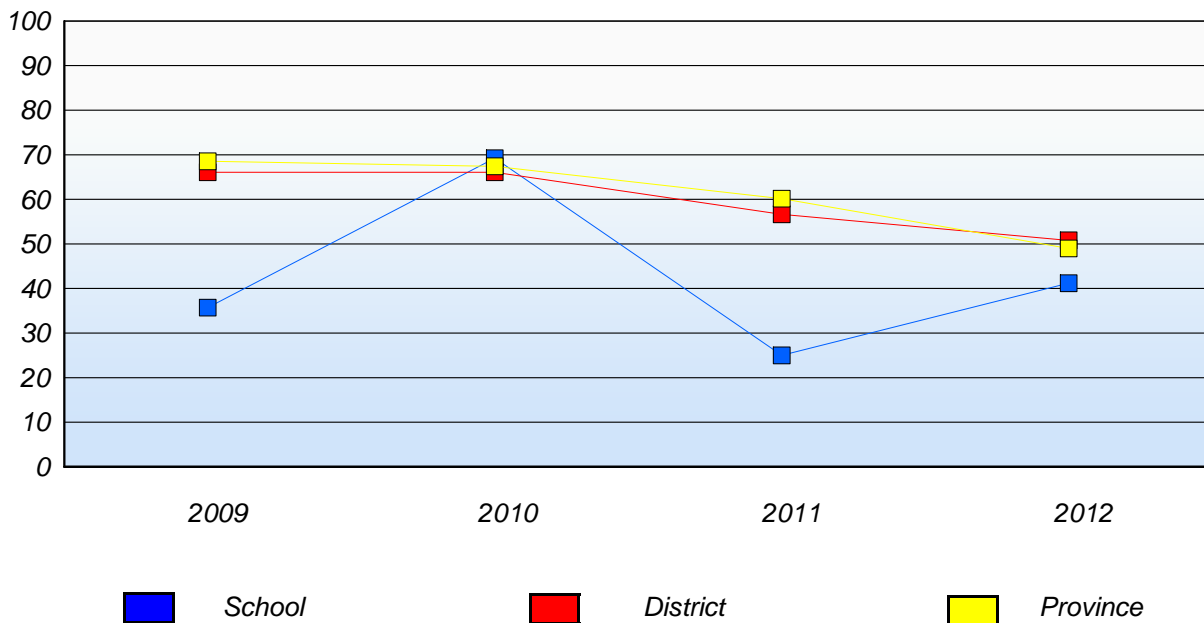
District 3 - Nova Central

School #: 406 Fitzgerald Academy

Demand Writing
Percentage of students at level 3 or above (2009 - 2012)



Reading
Percentage of students at level 3 or above (2009 - 2012)



* In some cases, CRT numbers may exceed AGR numbers based on late enrolments. Pie chart is based on the number of students who wrote the CRT.

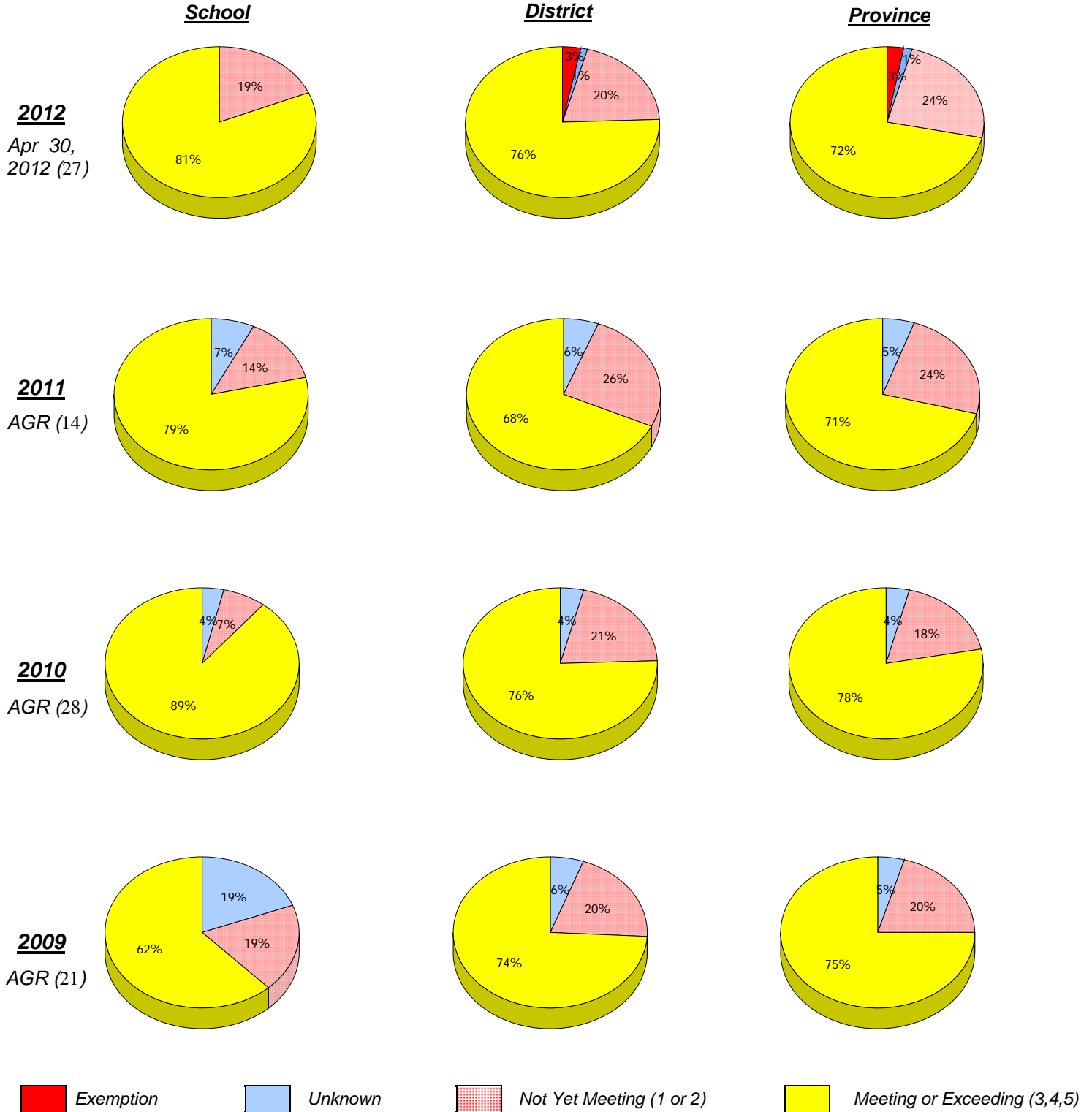
* Mushuau Innu Natuashish School and Sheshatshiu Innu School are excluded from district and provincial results.

* Reading score is composite of Non Fiction and Poet. Source: Division of Evaluation and Research, Department of Education

District 3 - Nova Central

School #: 407 Bay d'Espoir Academy

Demand Writing



* In some cases, CRT numbers may exceed AGR numbers based on late enrolments. Pie chart is based on the number of students who wrote the CRT.

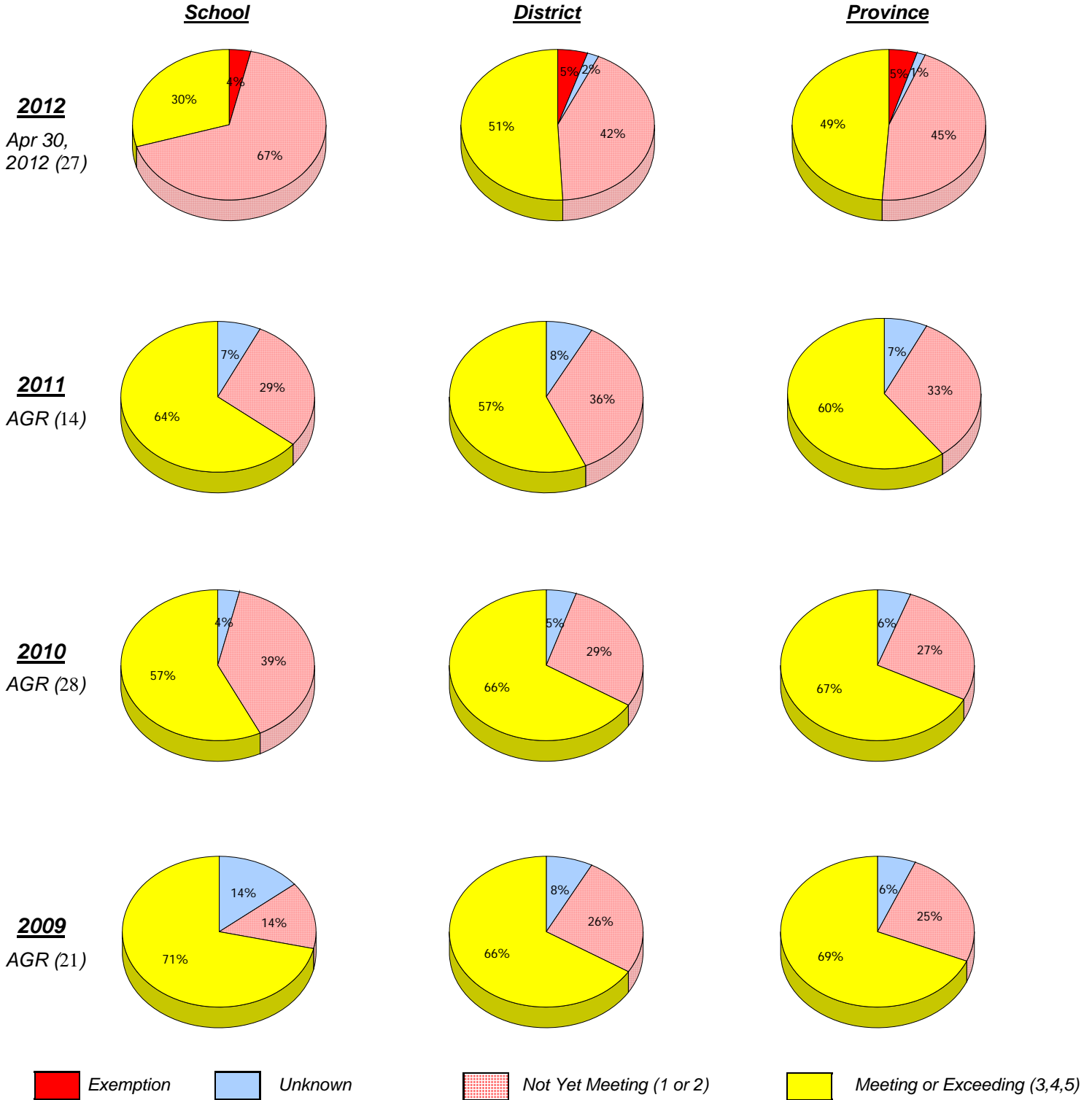
* Mushuau Innu Natuashish School and Sheshatshiu Innu School are excluded from district and provincial results.

* Reading score is composite of Non Fiction and Poet. Source: Division of Evaluation and Research, Department of Education

District 3 - Nova Central

School #: 407 Bay d'Espoir Academy

Reading



* In some cases, CRT numbers may exceed AGR numbers based on late enrolments. Pie chart is based on the number of students who wrote the CRT.

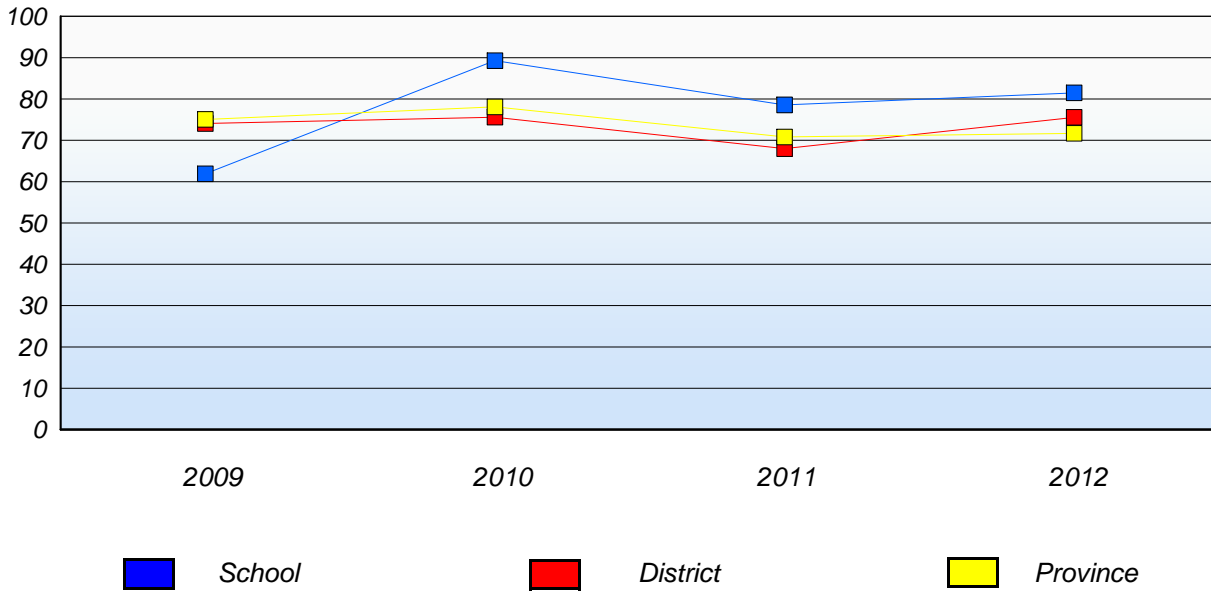
* Mushuau Innu Natuashish School and Sheshatshiu Innu School are excluded from district and provincial results.

* Reading score is composite of Non Fiction and Poet. Source: Division of Evaluation and Research, Department of Education

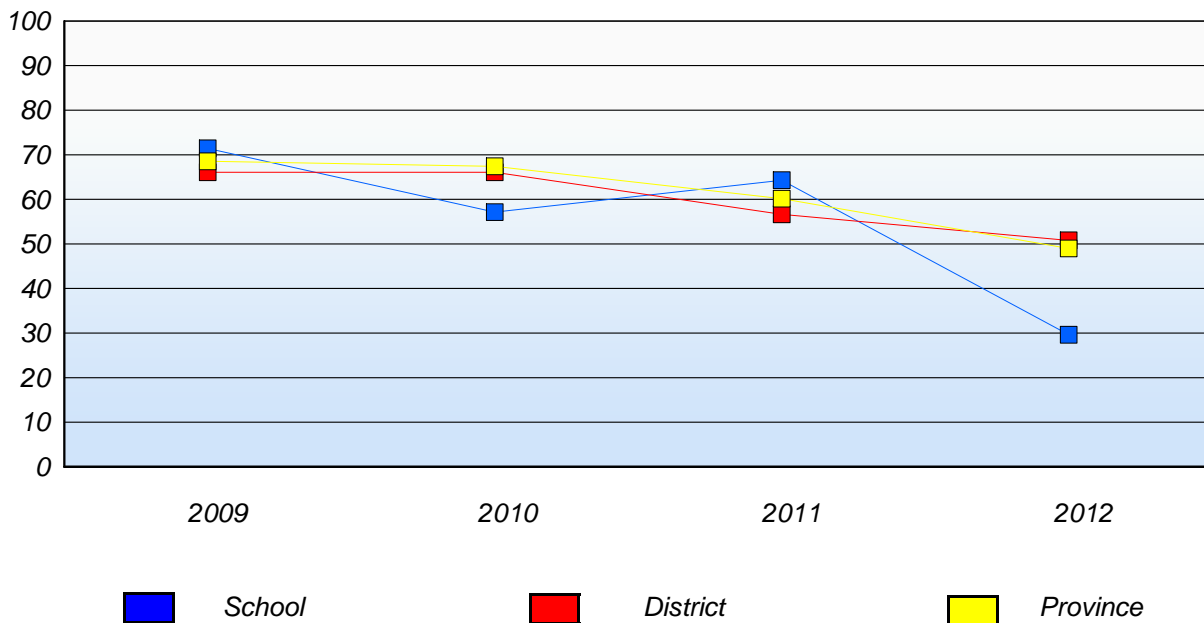
District 3 - Nova Central

School #: 407 Bay d'Espoir Academy

Demand Writing
Percentage of students at level 3 or above (2009 - 2012)



Reading
Percentage of students at level 3 or above (2009 - 2012)



* In some cases, CRT numbers may exceed AGR numbers based on late enrolments. Pie chart is based on the number of students who wrote the CRT.

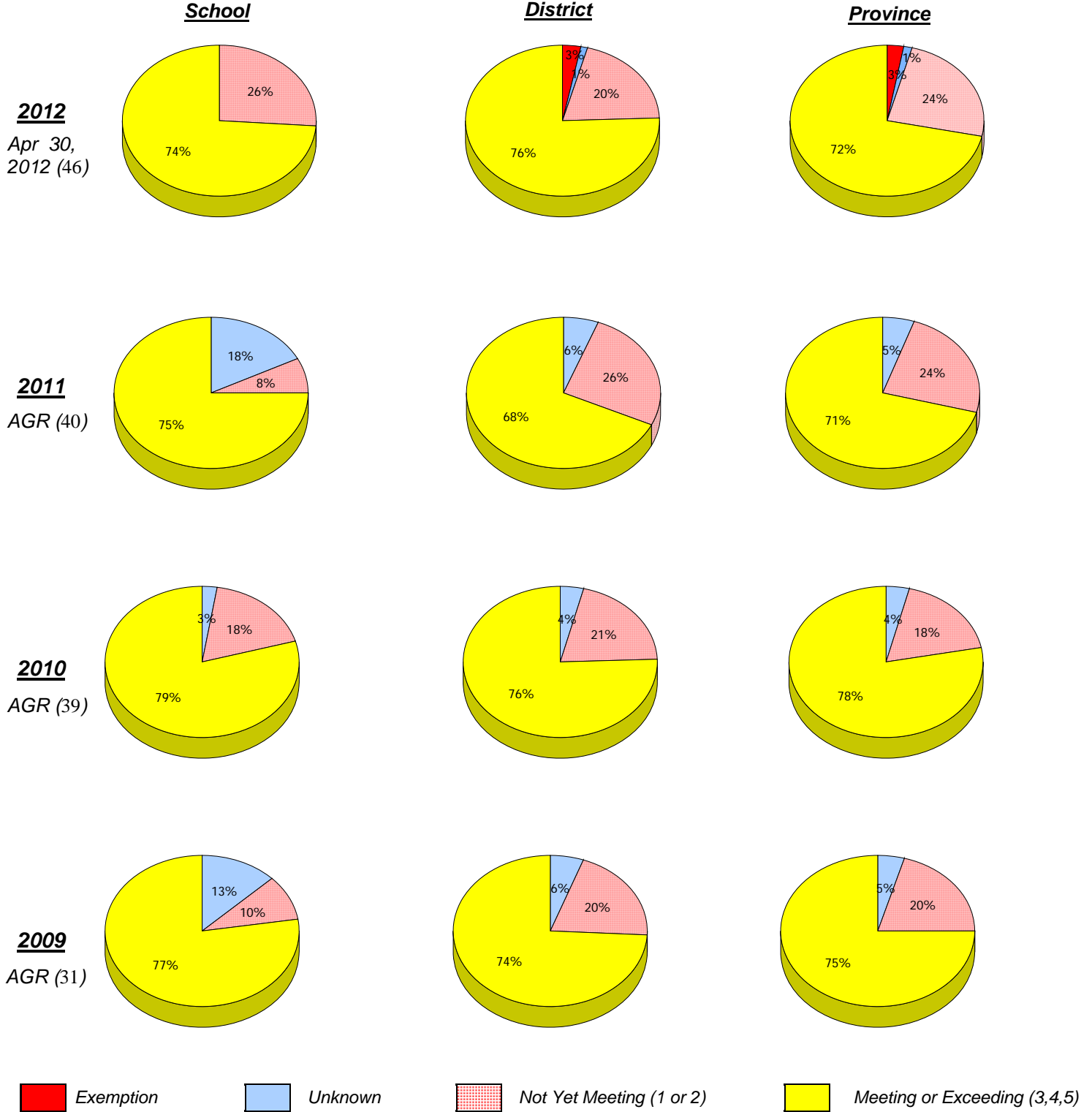
* Mushuau Innu Natuashish School and Sheshatshiu Innu School are excluded from district and provincial results.

* Reading score is composite of Non Fiction and Poet. Source: Division of Evaluation and Research, Department of Education

District 3 - Nova Central

School #: 409 Indian River Academy

Demand Writing



* In some cases, CRT numbers may exceed AGR numbers based on late enrolments. Pie chart is based on the number of students who wrote the CRT.

* Mushuau Innu Natuashish School and Sheshatshiu Innu School are excluded from district and provincial results.

* Reading score is composite of Non Fiction and Poet. Source: Division of Evaluation and Research, Department of Education

District 3 - Nova Central

School #: 409 Indian River Academy

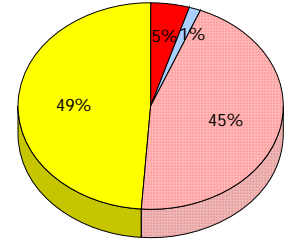
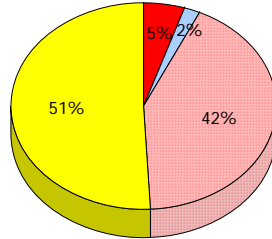
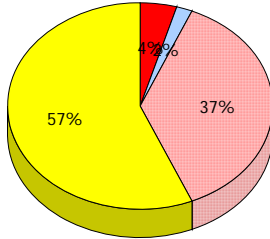
Reading

School

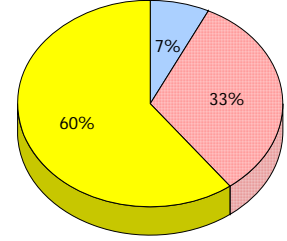
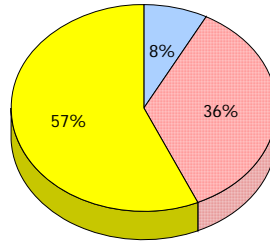
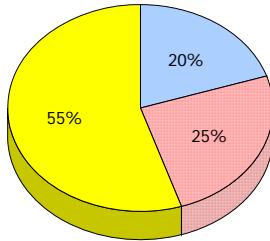
District

Province

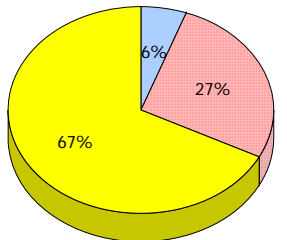
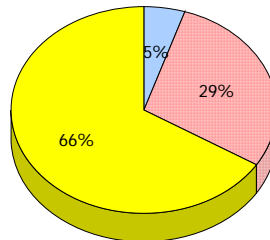
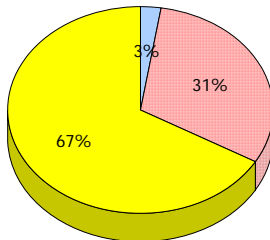
2012
Apr 30,
2012 (46)



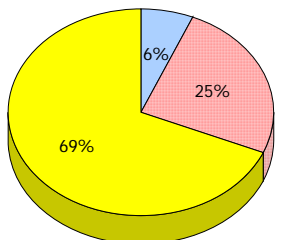
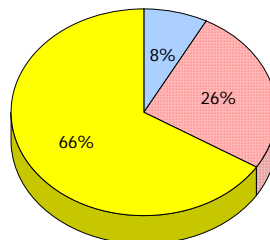
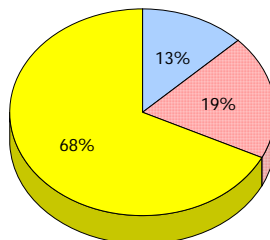
2011
AGR (40)



2010
AGR (39)



2009
AGR (31)



■ Exemption
 ■ Unknown
 ■ Not Yet Meeting (1 or 2)
 ■ Meeting or Exceeding (3,4,5)

* In some cases, CRT numbers may exceed AGR numbers based on late enrolments. Pie chart is based on the number of students who wrote the CRT.

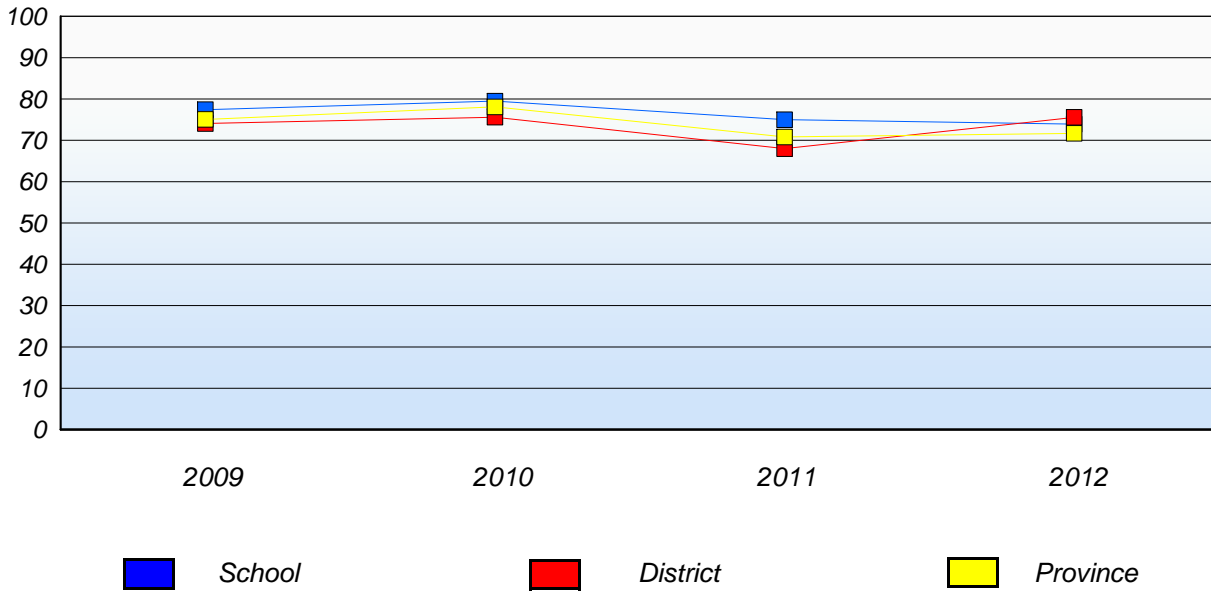
* Mushuau Innu Natuashish School and Sheshatshiu Innu School are excluded from district and provincial results.

* Reading score is composite of Non Fiction and Poet. Source: Division of Evaluation and Research, Department of Education

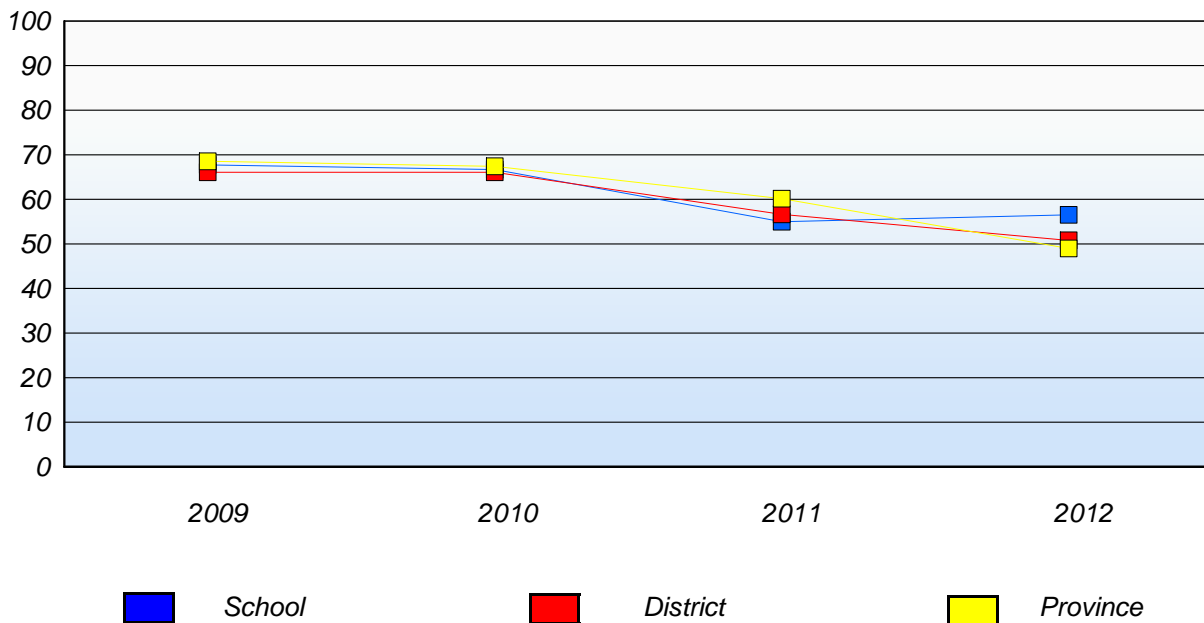
District 3 - Nova Central

School #: 409 Indian River Academy

Demand Writing
Percentage of students at level 3 or above (2009 - 2012)



Reading
Percentage of students at level 3 or above (2009 - 2012)



* In some cases, CRT numbers may exceed AGR numbers based on late enrolments. Pie chart is based on the number of students who wrote the CRT.

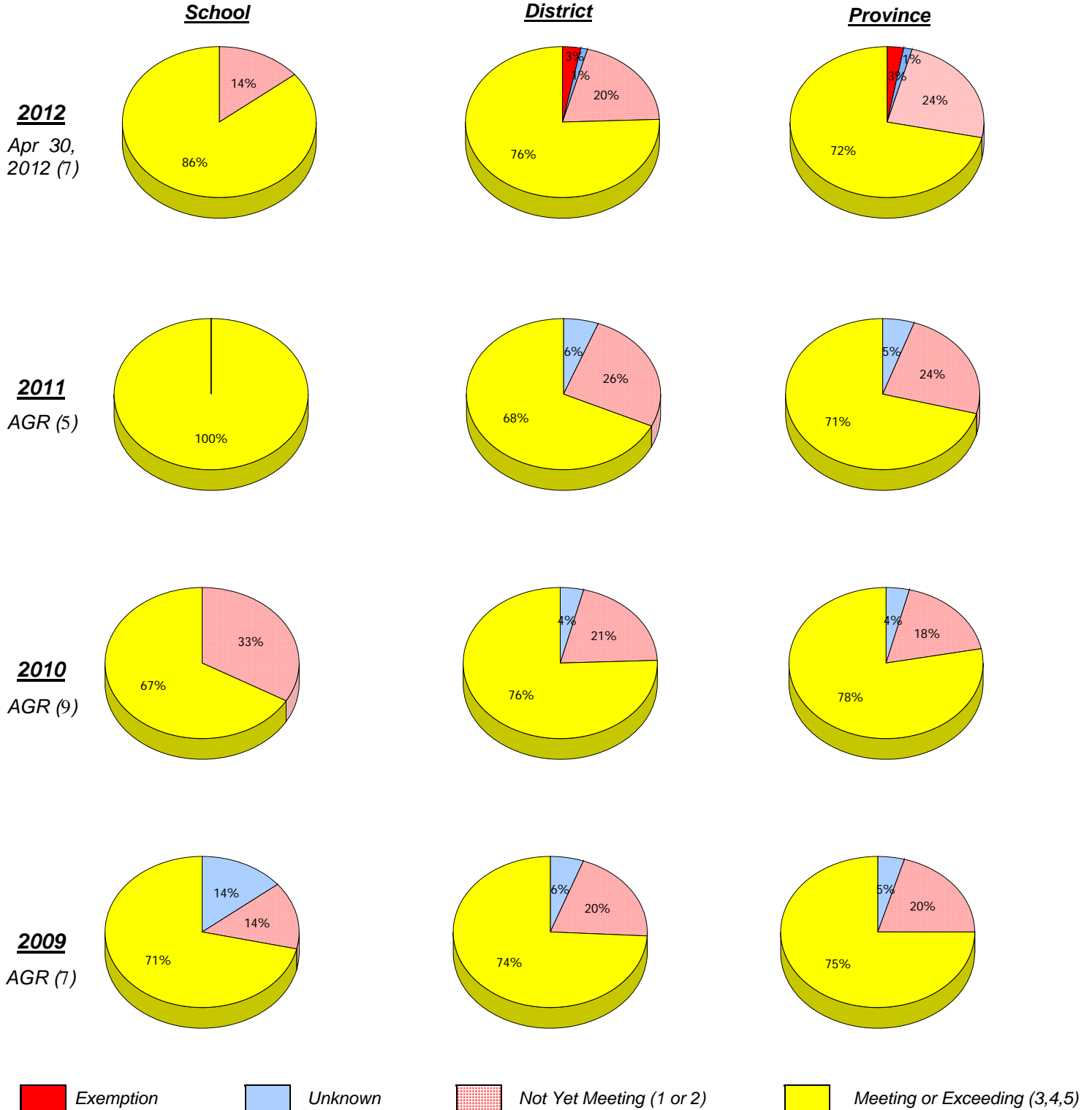
* Mushuau Innu Natuashish School and Sheshatshiu Innu School are excluded from district and provincial results.

* Reading score is composite of Non Fiction and Poet. Source: Division of Evaluation and Research, Department of Education

District 3 - Nova Central

School #: 413 Holy Cross School Complex

Demand Writing



* In some cases, CRT numbers may exceed AGR numbers based on late enrolments. Pie chart is based on the number of students who wrote the CRT.

* Mushuau Innu Natuashish School and Sheshatshiu Innu School are excluded from district and provincial results.

* Reading score is composite of Non Fiction and Poet. Source: Division of Evaluation and Research, Department of Education

District 3 - Nova Central

School #: 413 Holy Cross School Complex

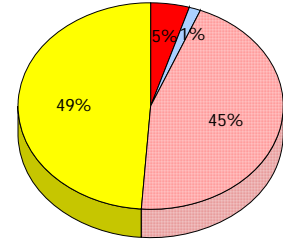
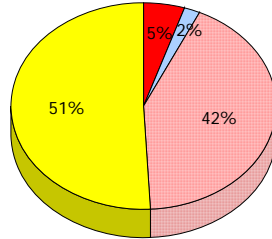
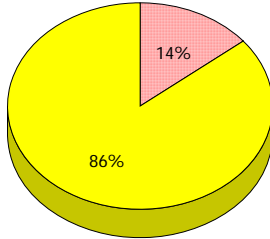
Reading

School

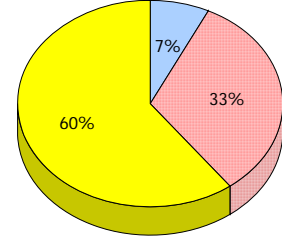
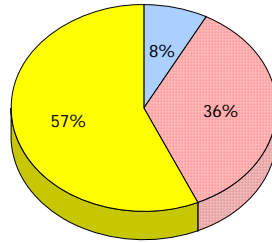
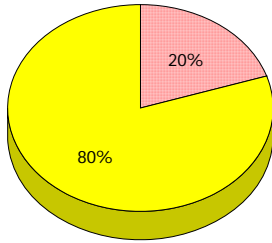
District

Province

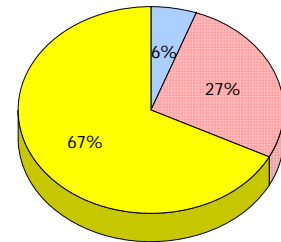
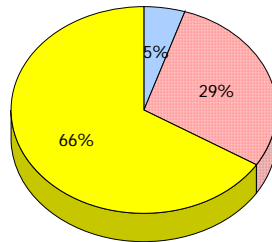
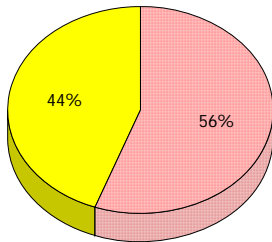
2012
Apr 30,
2012 (7)



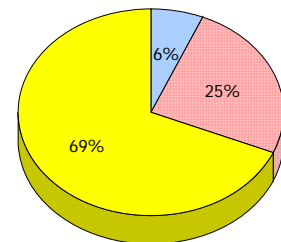
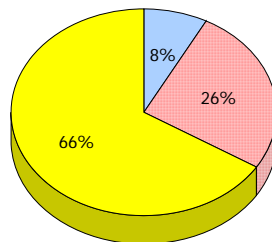
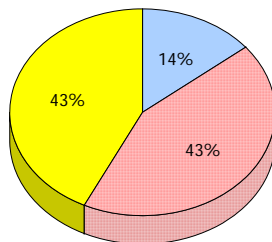
2011
AGR (5)



2010
AGR (9)



2009
AGR (7)



■ Exemption
 ■ Unknown
 ■ Not Yet Meeting (1 or 2)
 ■ Meeting or Exceeding (3,4,5)

* In some cases, CRT numbers may exceed AGR numbers based on late enrolments. Pie chart is based on the number of students who wrote the CRT.

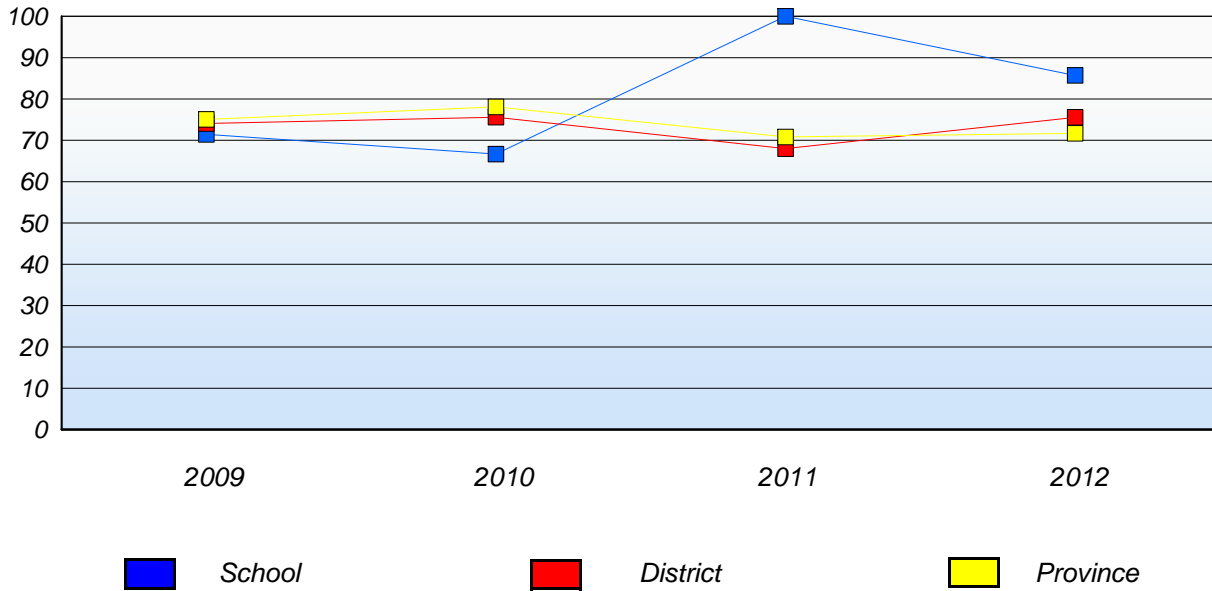
* Mushuau Innu Natuashish School and Sheshatshiu Innu School are excluded from district and provincial results.

* Reading score is composite of Non Fiction and Poet. Source: Division of Evaluation and Research, Department of Education

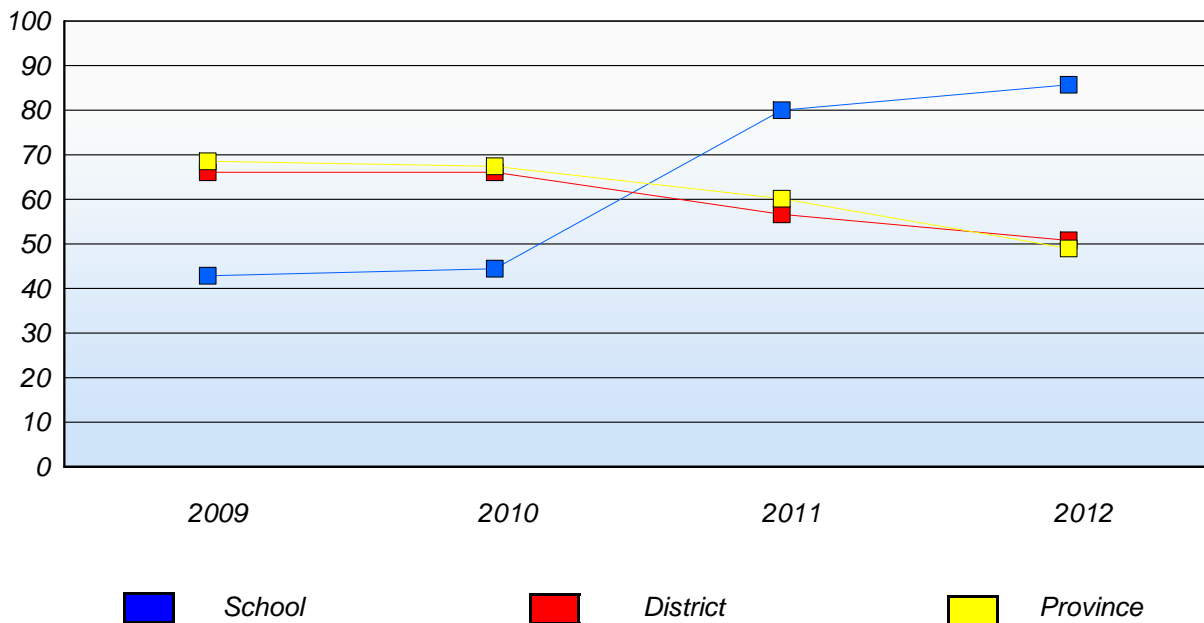
District 3 - Nova Central

School #: 413 Holy Cross School Complex

Demand Writing
Percentage of students at level 3 or above (2009 - 2012)



Reading
Percentage of students at level 3 or above (2009 - 2012)



* In some cases, CRT numbers may exceed AGR numbers based on late enrolments. Pie chart is based on the number of students who wrote the CRT.

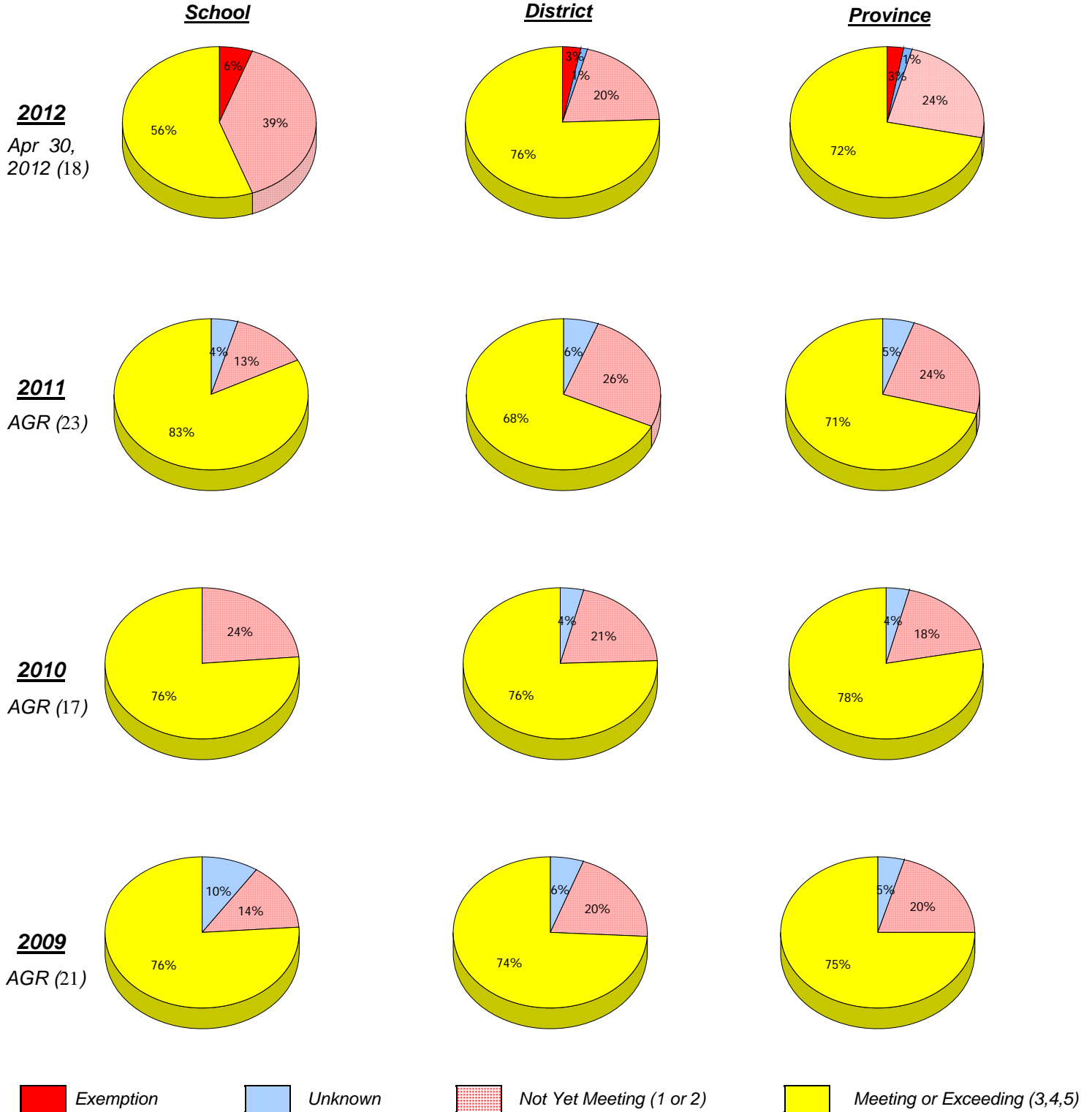
* Mushuau Innu Natuashish School and Sheshatshiu Innu School are excluded from district and provincial results.

* Reading score is composite of Non Fiction and Poet. Source: Division of Evaluation and Research, Department of Education

District 3 - Nova Central

School #: 414 Fogo Island Central Academy

Demand Writing



* In some cases, CRT numbers may exceed AGR numbers based on late enrolments. Pie chart is based on the number of students who wrote the CRT.

* Mushuau Innu Natuashish School and Sheshatshiu Innu School are excluded from district and provincial results.

* Reading score is composite of Non Fiction and Poet. Source: Division of Evaluation and Research, Department of Education

District 3 - Nova Central

School #: 414 Fogo Island Central Academy

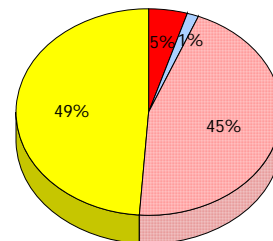
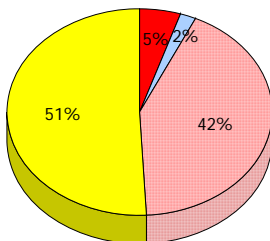
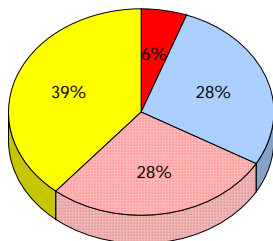
Reading

School

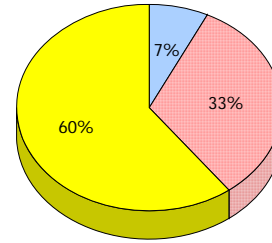
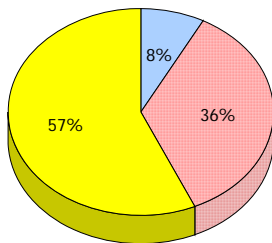
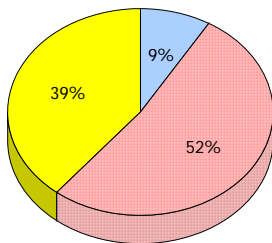
District

Province

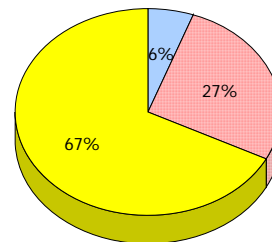
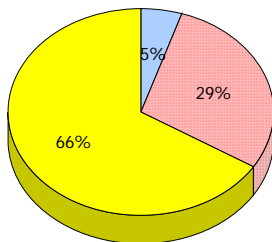
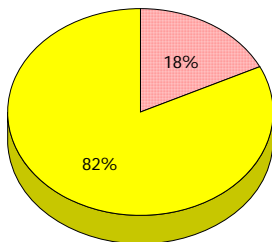
2012
Apr 30,
2012 (18)



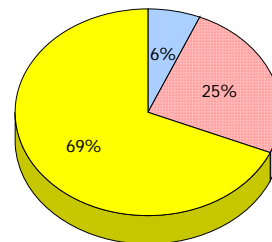
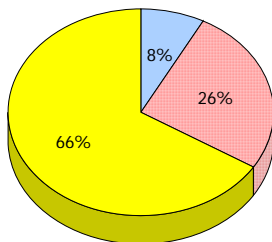
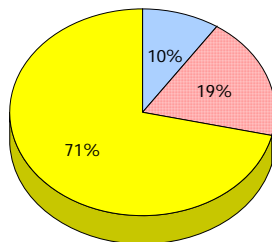
2011
AGR (23)



2010
AGR (17)



2009
AGR (21)



■ Exemption
 ■ Unknown
 ■ Not Yet Meeting (1 or 2)
 ■ Meeting or Exceeding (3,4,5)

* In some cases, CRT numbers may exceed AGR numbers based on late enrolments. Pie chart is based on the number of students who wrote the CRT.

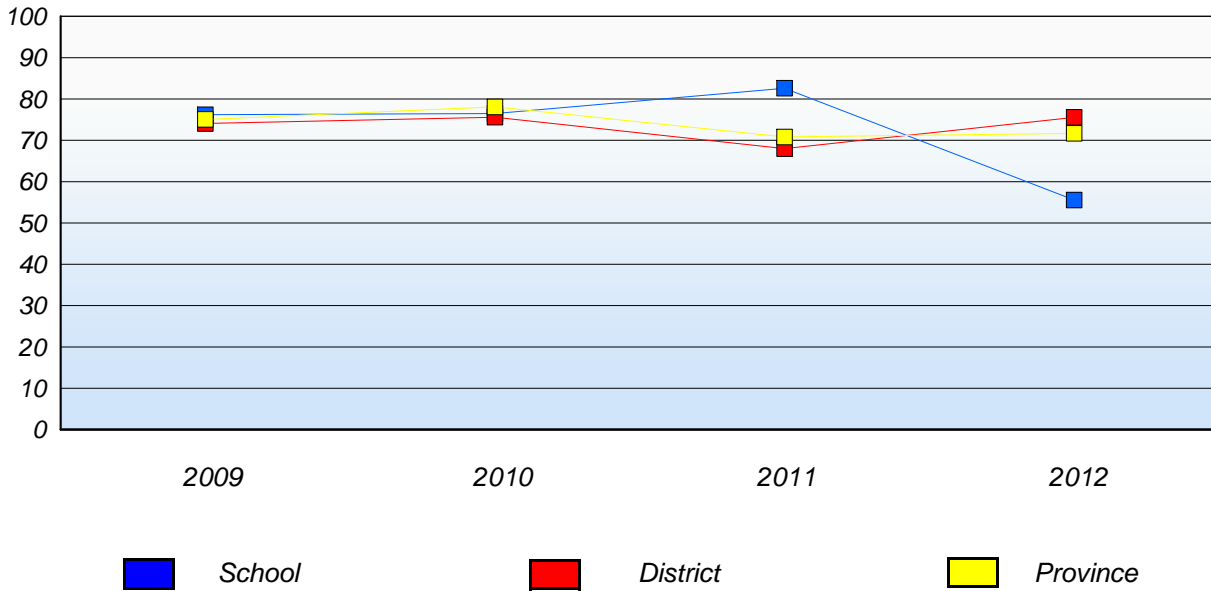
* Mushuau Innu Natuashish School and Sheshatshiu Innu School are excluded from district and provincial results.

* Reading score is composite of Non Fiction and Poet. Source: Division of Evaluation and Research, Department of Education

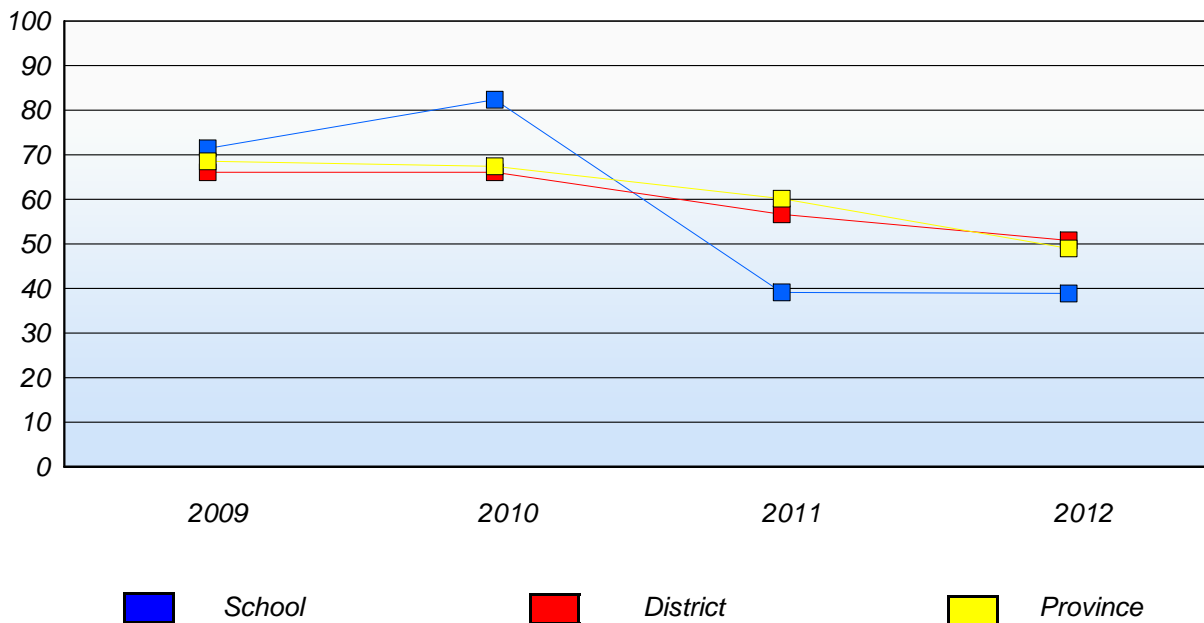
District 3 - Nova Central

School #: 414 Fogo Island Central Academy

Demand Writing
Percentage of students at level 3 or above (2009 - 2012)



Reading
Percentage of students at level 3 or above (2009 - 2012)



* In some cases, CRT numbers may exceed AGR numbers based on late enrolments. Pie chart is based on the number of students who wrote the CRT.

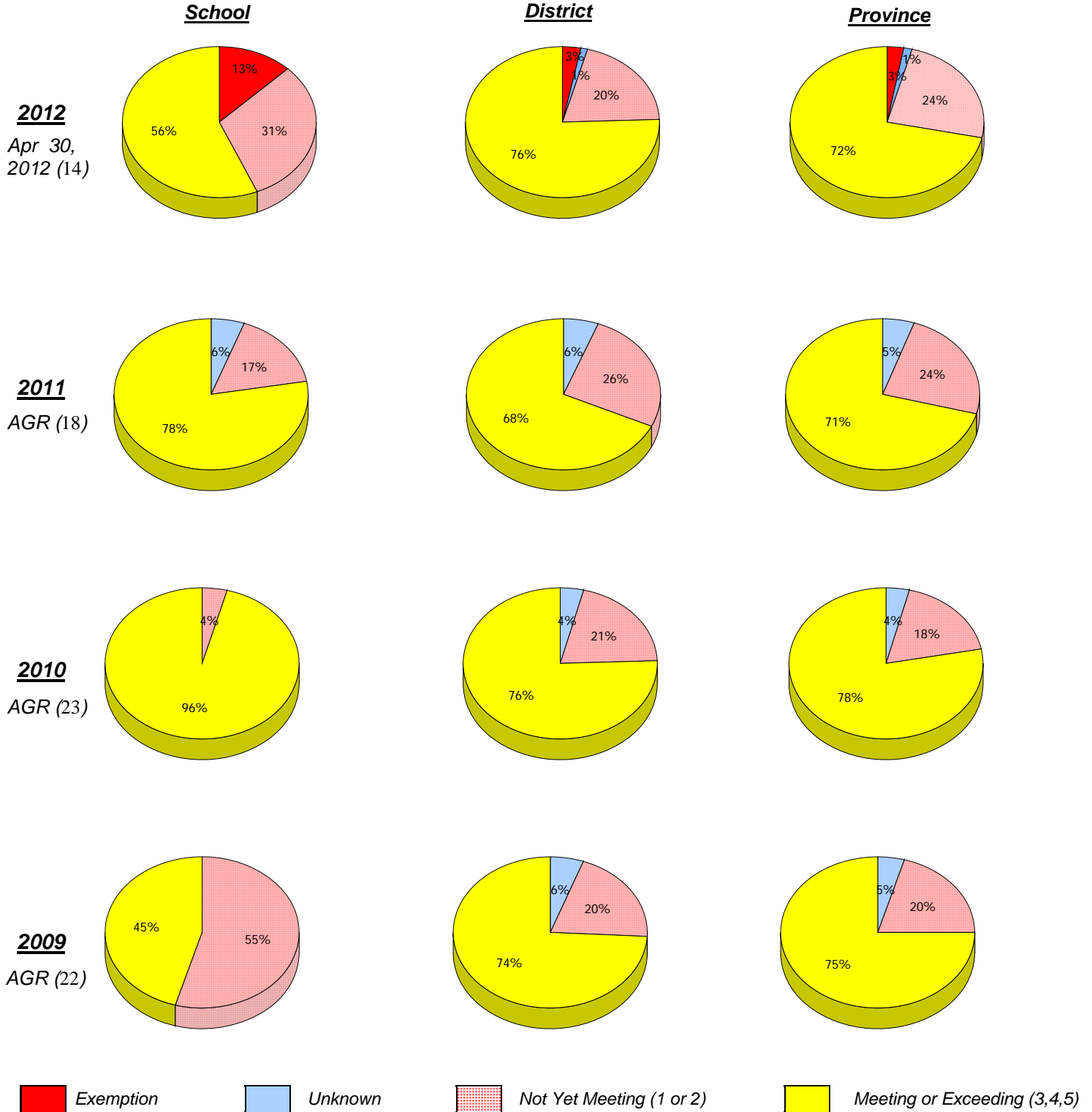
* Mushuau Innu Natuashish School and Sheshatshiu Innu School are excluded from district and provincial results.

* Reading score is composite of Non Fiction and Poet. Source: Division of Evaluation and Research, Department of Education

District 3 - Nova Central

School #: 416 Smallwood Academy

Demand Writing



* In some cases, CRT numbers may exceed AGR numbers based on late enrolments. Pie chart is based on the number of students who wrote the CRT.

* Mushuau Innu Natuashish School and Sheshatshiu Innu School are excluded from district and provincial results.

* Reading score is composite of Non Fiction and Poet. Source: Division of Evaluation and Research, Department of Education

District 3 - Nova Central

School #: 416 Smallwood Academy

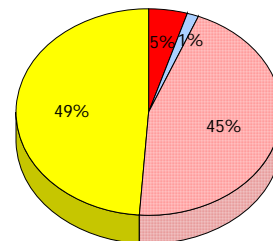
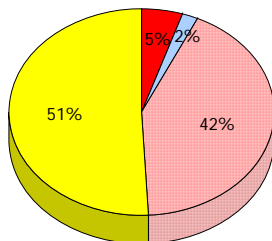
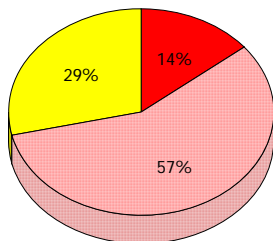
Reading

School

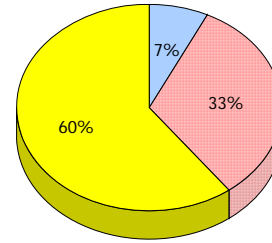
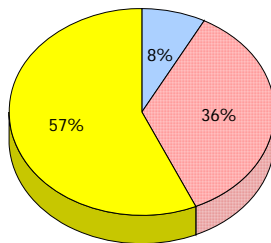
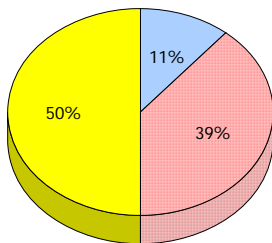
District

Province

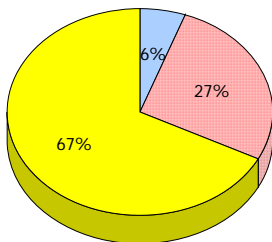
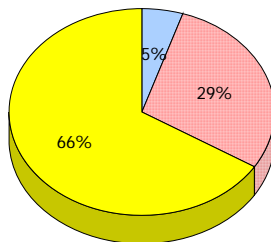
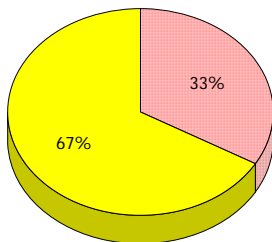
2012
Apr 30,
2012 (14)



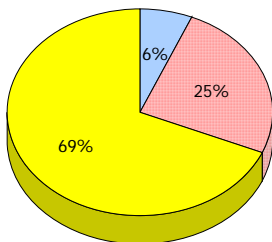
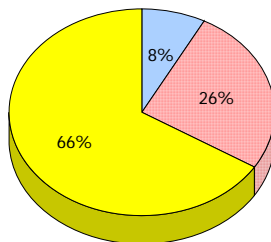
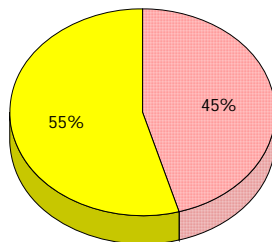
2011
AGR (18)



2010
AGR (23)



2009
AGR (22)



Exemption
 Unknown
 Not Yet Meeting (1 or 2)
 Meeting or Exceeding (3,4,5)

* In some cases, CRT numbers may exceed AGR numbers based on late enrolments. Pie chart is based on the number of students who wrote the CRT.

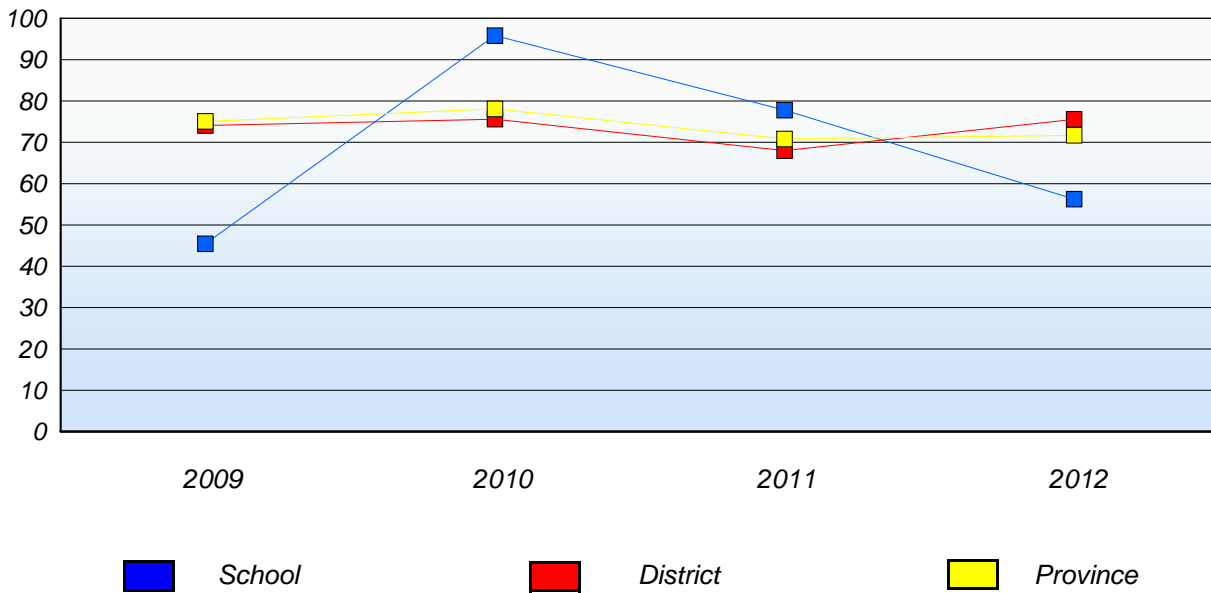
* Mushuau Innu Natuashish School and Sheshatshiu Innu School are excluded from district and provincial results.

* Reading score is composite of Non Fiction and Poet. Source: Division of Evaluation and Research, Department of Education

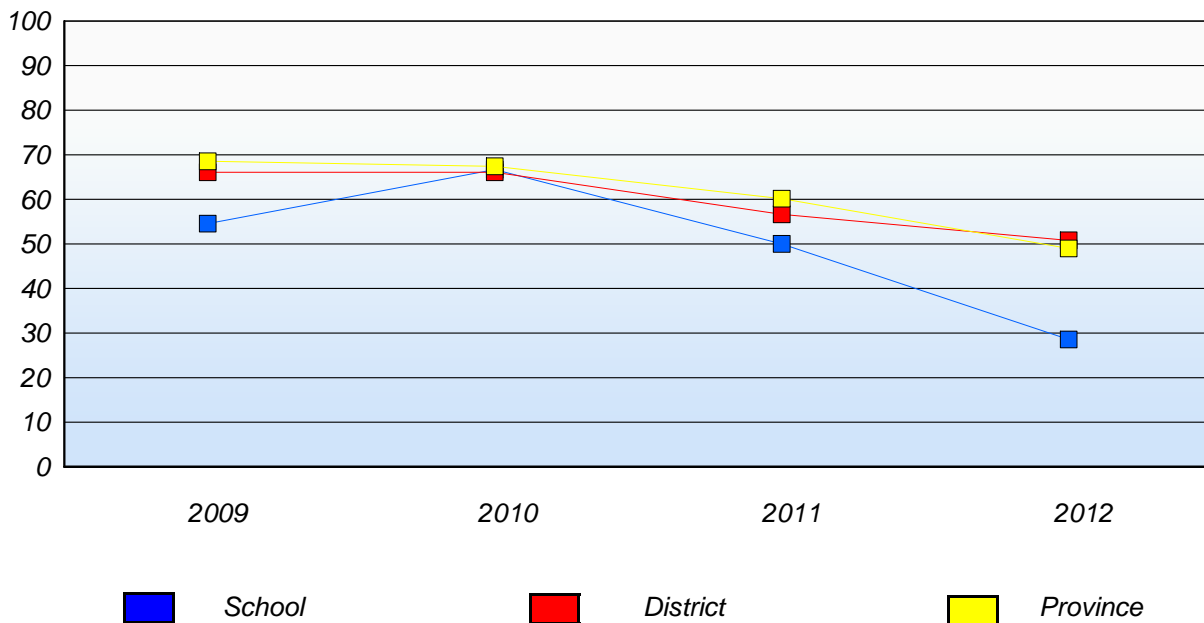
District 3 - Nova Central

School #: 416 Smallwood Academy

Demand Writing
Percentage of students at level 3 or above (2009 - 2012)



Reading
Percentage of students at level 3 or above (2009 - 2012)



* In some cases, CRT numbers may exceed AGR numbers based on late enrolments. Pie chart is based on the number of students who wrote the CRT.

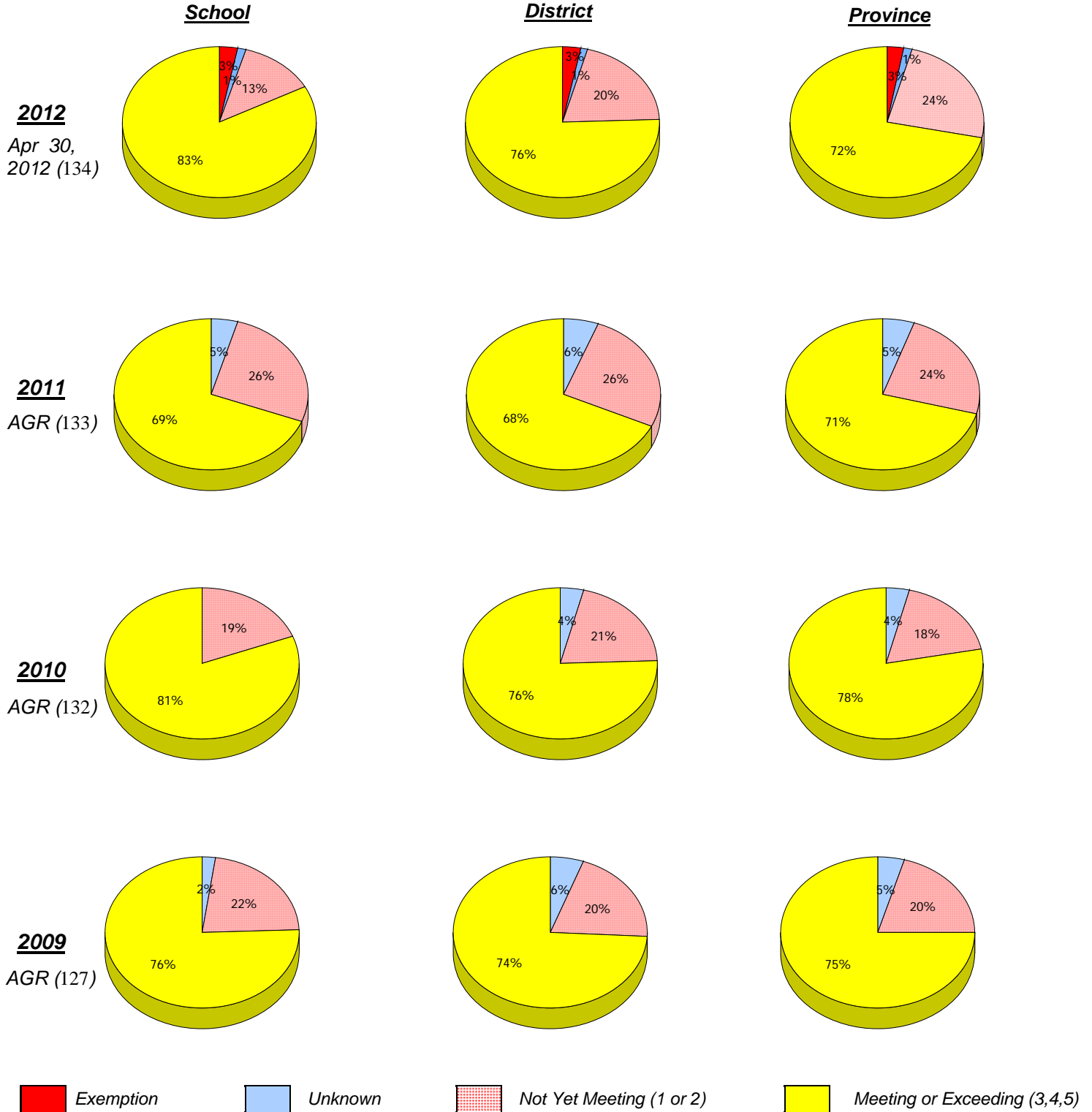
* Mushuau Innu Natuashish School and Sheshatshiu Innu School are excluded from district and provincial results.

* Reading score is composite of Non Fiction and Poet. Source: Division of Evaluation and Research, Department of Education

District 3 - Nova Central

School #: 417 Gander Academy

Demand Writing



* In some cases, CRT numbers may exceed AGR numbers based on late enrolments. Pie chart is based on the number of students who wrote the CRT.

* Mushuau Innu Natuashish School and Sheshatshiu Innu School are excluded from district and provincial results.

* Reading score is composite of Non Fiction and Poet. Source: Division of Evaluation and Research, Department of Education

District 3 - Nova Central

School #: 417 Gander Academy

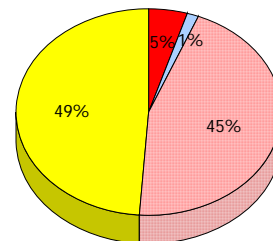
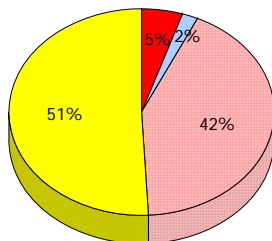
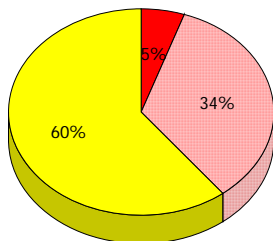
Reading

School

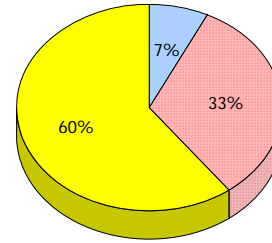
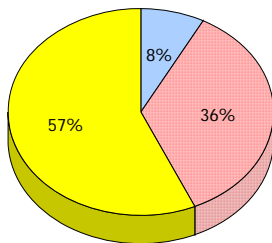
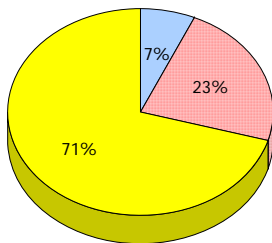
District

Province

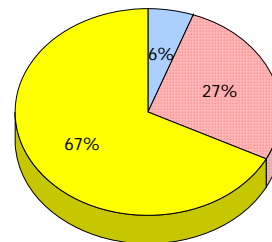
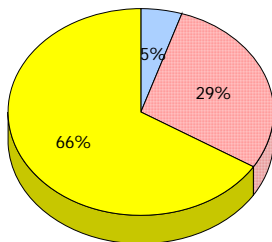
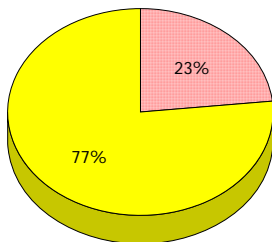
2012
Apr 30,
2012 (134)



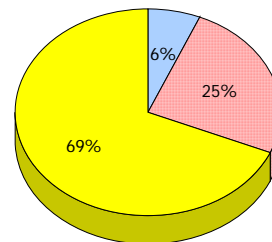
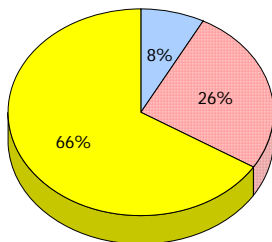
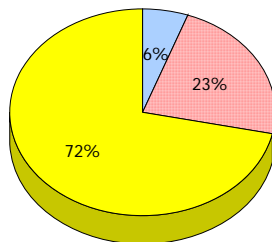
2011
AGR (133)



2010
AGR (132)



2009
AGR (127)



■ Exemption
 ■ Unknown
 ■ Not Yet Meeting (1 or 2)
 ■ Meeting or Exceeding (3,4,5)

* In some cases, CRT numbers may exceed AGR numbers based on late enrolments. Pie chart is based on the number of students who wrote the CRT.

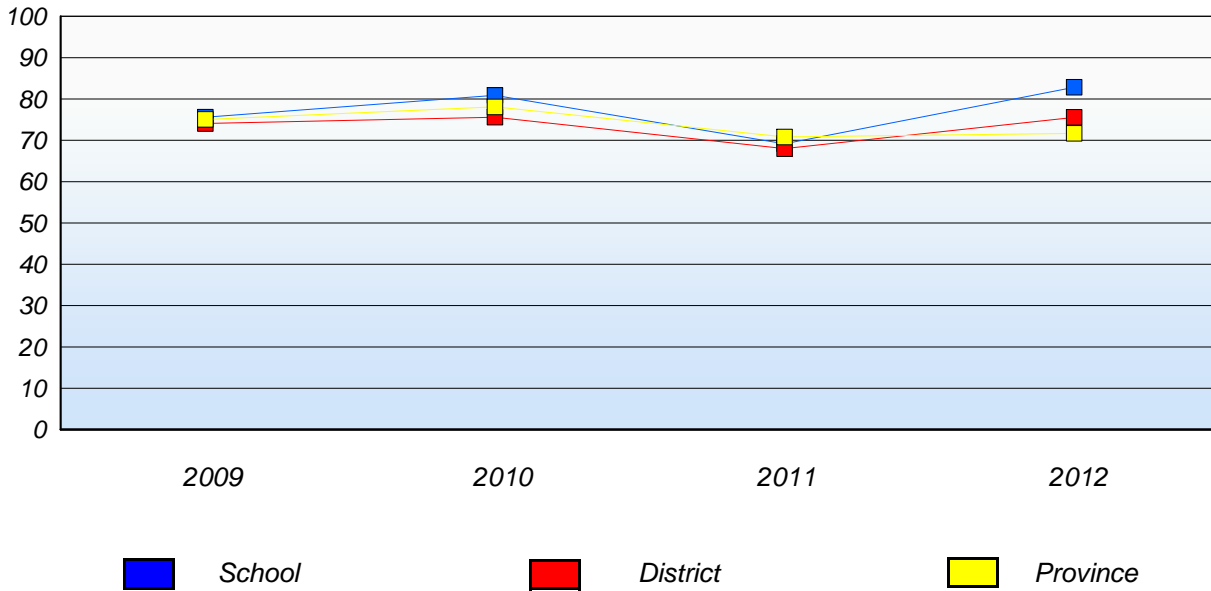
* Mushuau Innu Natuashish School and Sheshatshiu Innu School are excluded from district and provincial results.

* Reading score is composite of Non Fiction and Poet. Source: Division of Evaluation and Research, Department of Education

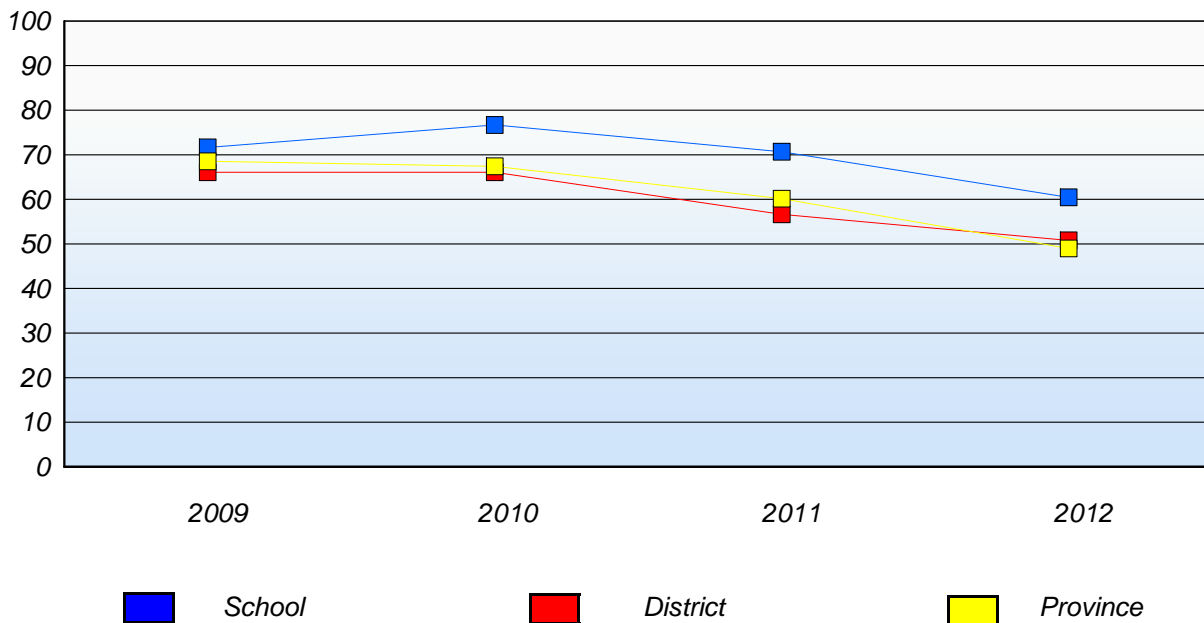
District 3 - Nova Central

School #: 417 Gander Academy

Demand Writing
Percentage of students at level 3 or above (2009 - 2012)



Reading
Percentage of students at level 3 or above (2009 - 2012)



* In some cases, CRT numbers may exceed AGR numbers based on late enrolments. Pie chart is based on the number of students who wrote the CRT.

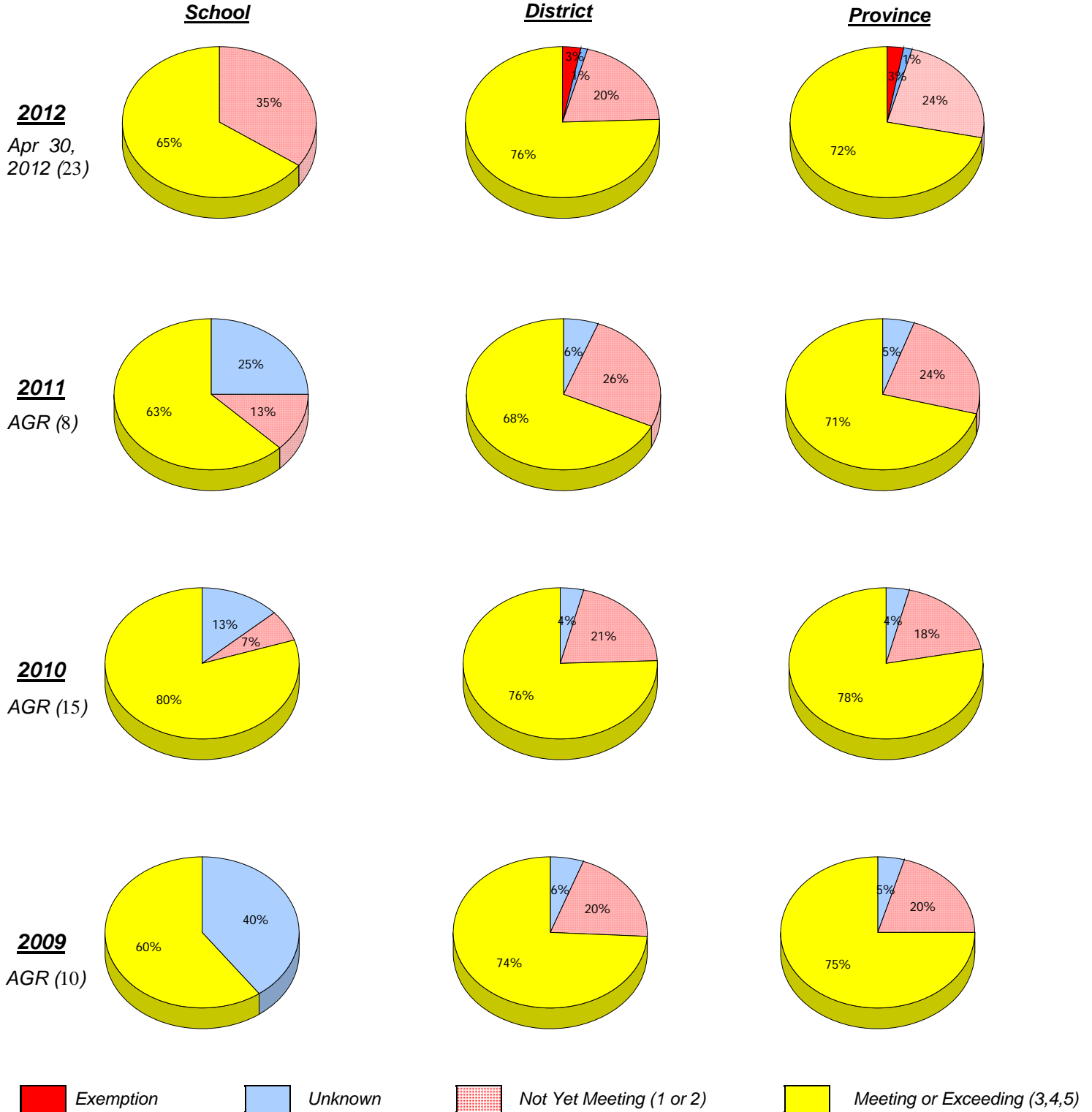
* Mushuau Innu Natuashish School and Sheshatshiu Innu School are excluded from district and provincial results.

* Reading score is composite of Non Fiction and Poet. Source: Division of Evaluation and Research, Department of Education

District 3 - Nova Central

School #: 421 Lakewood Academy

Demand Writing



* In some cases, CRT numbers may exceed AGR numbers based on late enrolments. Pie chart is based on the number of students who wrote the CRT.

* Mushuau Innu Natuashish School and Sheshatshiu Innu School are excluded from district and provincial results.

* Reading score is composite of Non Fiction and Poet. Source: Division of Evaluation and Research, Department of Education

District 3 - Nova Central

School #: 421 Lakewood Academy

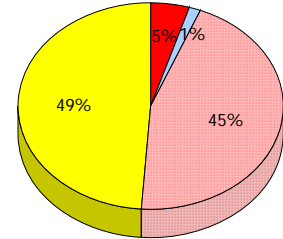
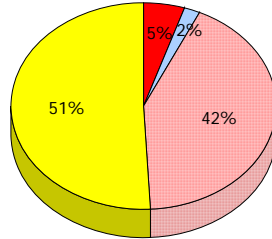
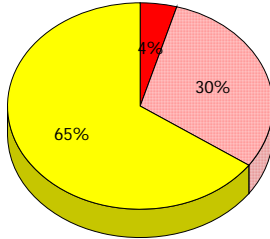
Reading

School

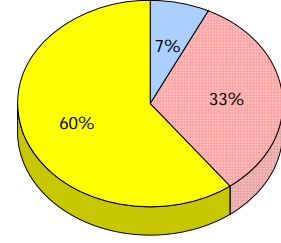
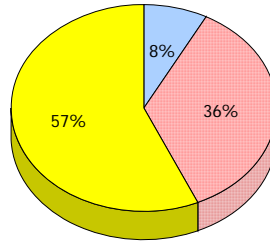
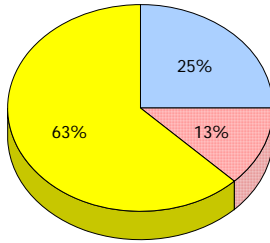
District

Province

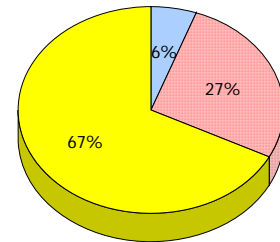
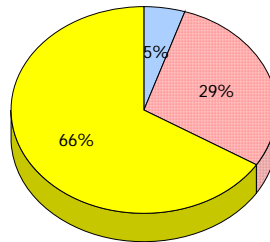
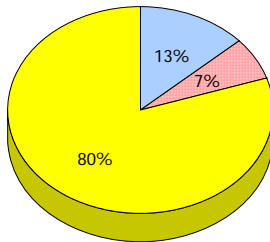
2012
Apr 30,
2012 (23)



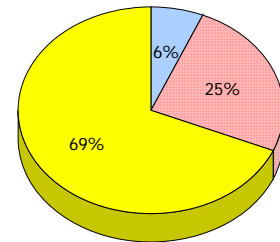
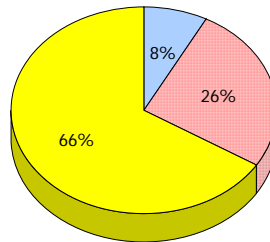
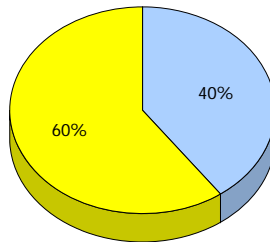
2011
AGR (8)



2010
AGR (15)



2009
AGR (10)



■ Exemption
 ■ Unknown
 ■ Not Yet Meeting (1 or 2)
 ■ Meeting or Exceeding (3,4,5)

* In some cases, CRT numbers may exceed AGR numbers based on late enrolments. Pie chart is based on the number of students who wrote the CRT.

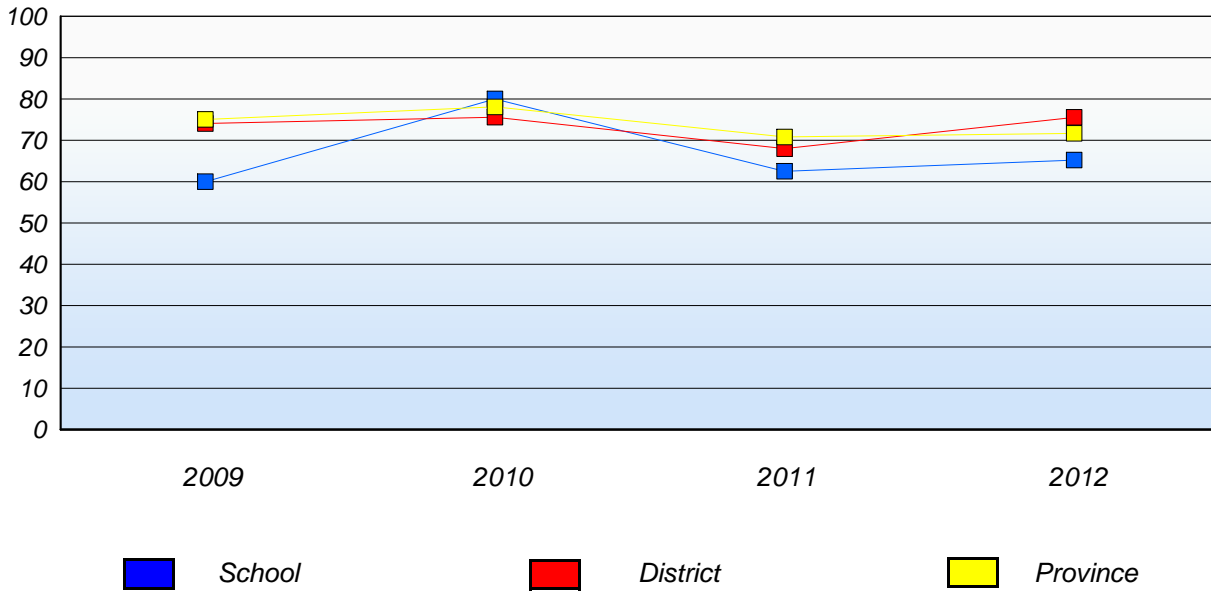
* Mushuau Innu Natuashish School and Sheshatshiu Innu School are excluded from district and provincial results.

* Reading score is composite of Non Fiction and Poet. Source: Division of Evaluation and Research, Department of Education

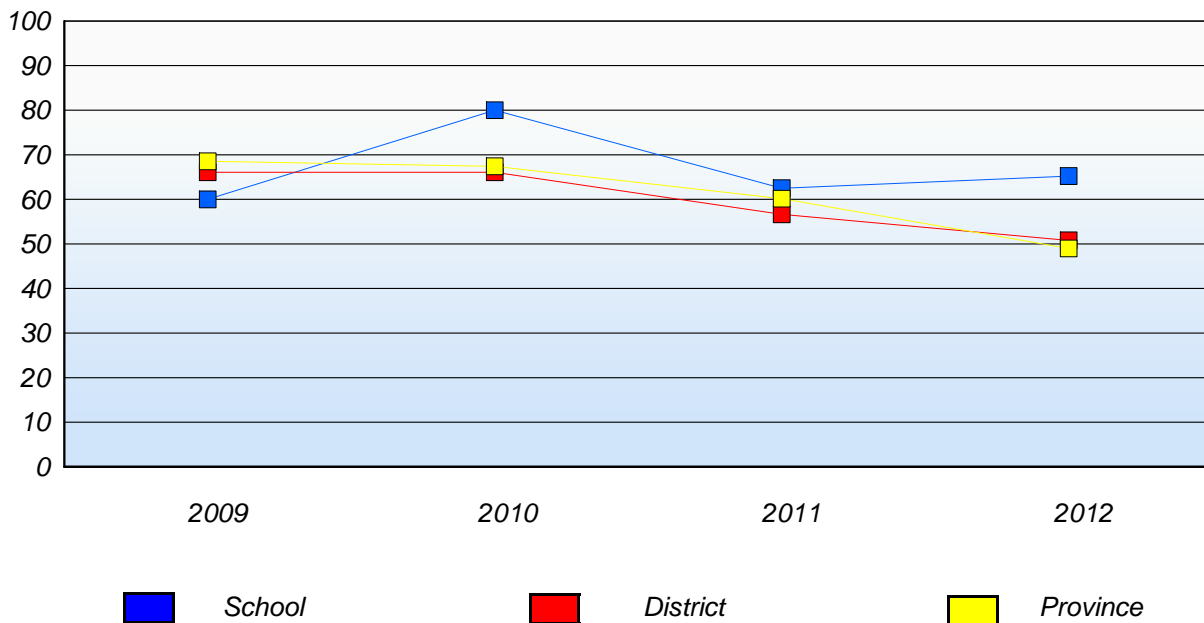
District 3 - Nova Central

School #: 421 Lakewood Academy

Demand Writing
Percentage of students at level 3 or above (2009 - 2012)



Reading
Percentage of students at level 3 or above (2009 - 2012)



* In some cases, CRT numbers may exceed AGR numbers based on late enrolments. Pie chart is based on the number of students who wrote the CRT.

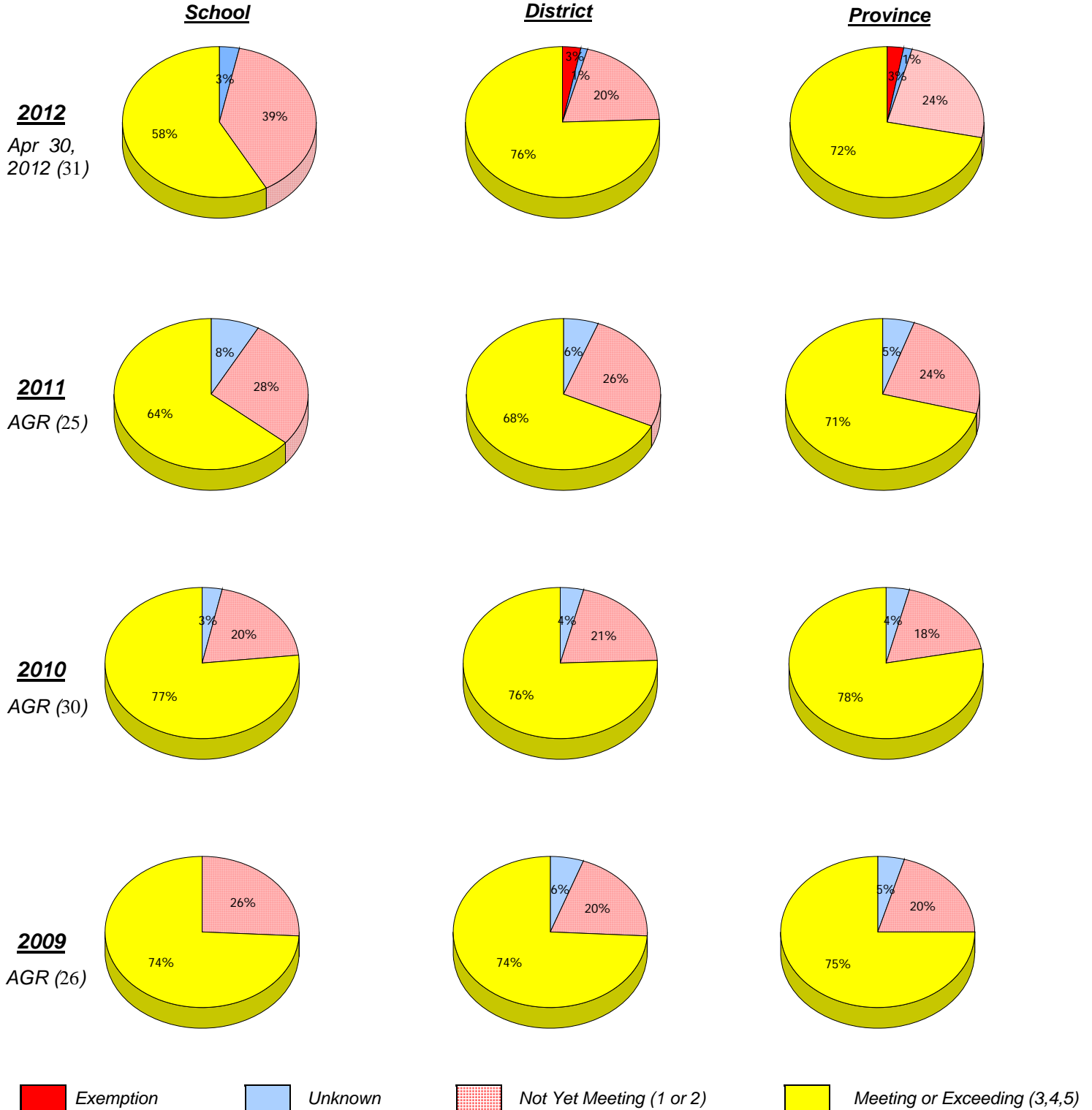
* Mushuau Innu Natuashish School and Sheshatshiu Innu School are excluded from district and provincial results.

* Reading score is composite of Non Fiction and Poet. Source: Division of Evaluation and Research, Department of Education

District 3 - Nova Central

School #: 422 Glovertown Academy

Demand Writing



* In some cases, CRT numbers may exceed AGR numbers based on late enrolments. Pie chart is based on the number of students who wrote the CRT.

* Mushuau Innu Natuashish School and Sheshatshiu Innu School are excluded from district and provincial results.

* Reading score is composite of Non Fiction and Poet. Source: Division of Evaluation and Research, Department of Education

District 3 - Nova Central

School #: 422 Glovertown Academy

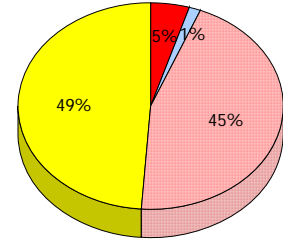
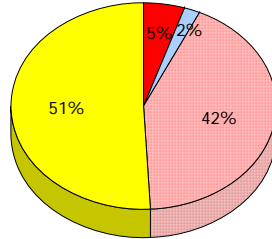
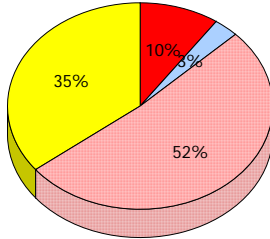
Reading

School

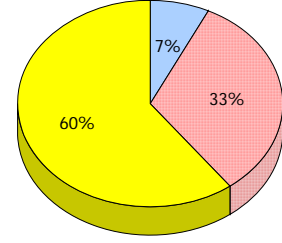
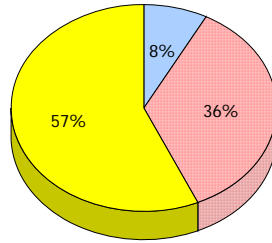
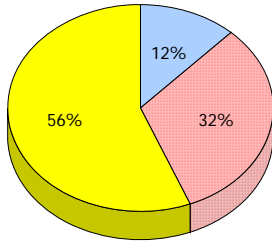
District

Province

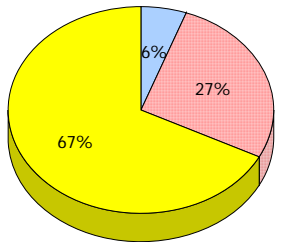
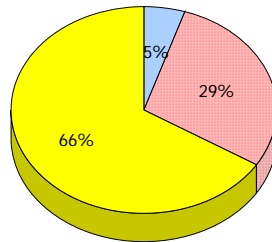
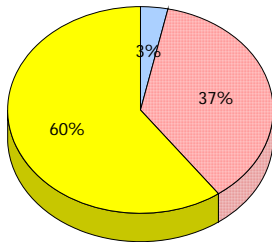
2012
Apr 30,
2012 (31)



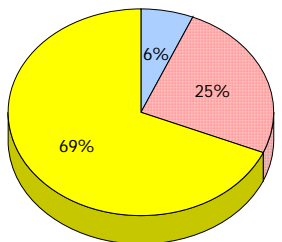
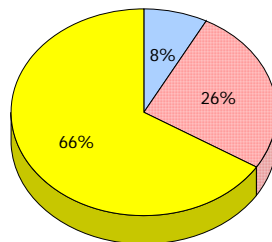
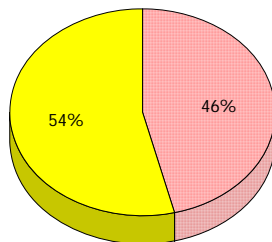
2011
AGR (25)



2010
AGR (30)



2009
AGR (26)



■ Exemption
 ■ Unknown
 ■ Not Yet Meeting (1 or 2)
 ■ Meeting or Exceeding (3,4,5)

* In some cases, CRT numbers may exceed AGR numbers based on late enrolments. Pie chart is based on the number of students who wrote the CRT.

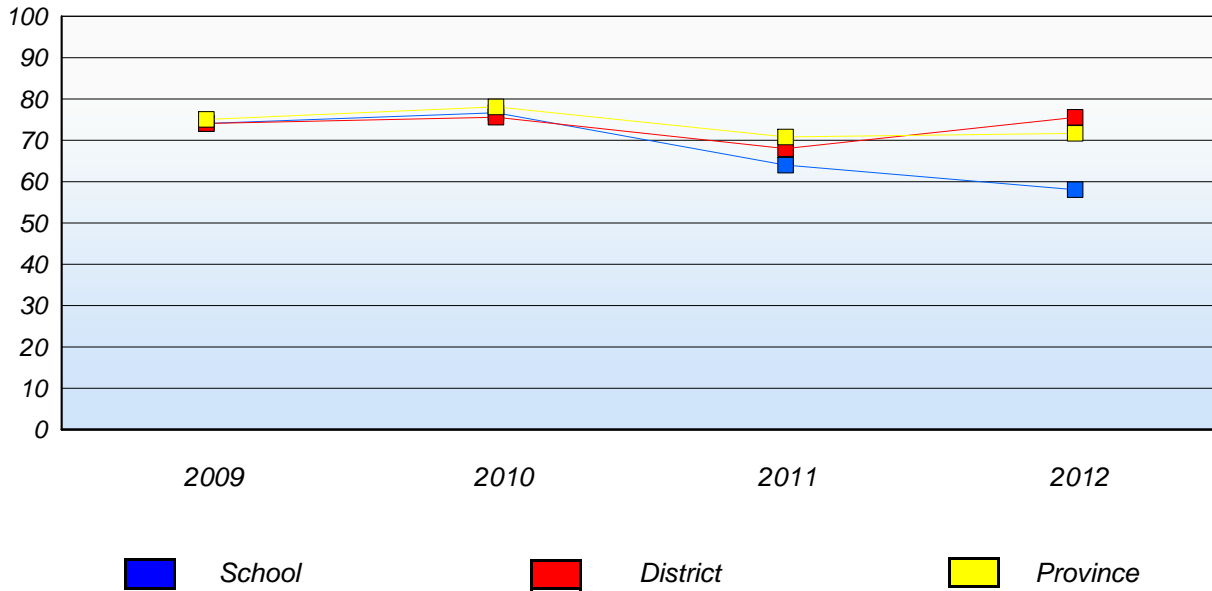
* Mushuau Innu Natuashish School and Sheshatshiu Innu School are excluded from district and provincial results.

* Reading score is composite of Non Fiction and Poet. Source: Division of Evaluation and Research, Department of Education

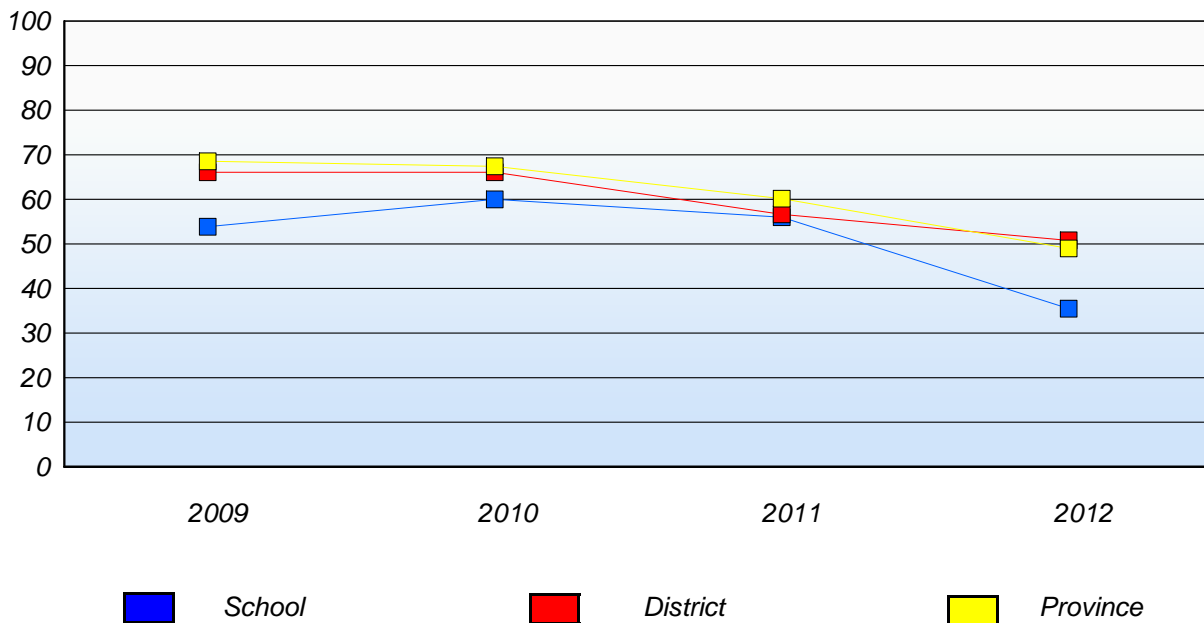
District 3 - Nova Central

School #: 422 Glovertown Academy

Demand Writing
Percentage of students at level 3 or above (2009 - 2012)



Reading
Percentage of students at level 3 or above (2009 - 2012)



* In some cases, CRT numbers may exceed AGR numbers based on late enrolments. Pie chart is based on the number of students who wrote the CRT.

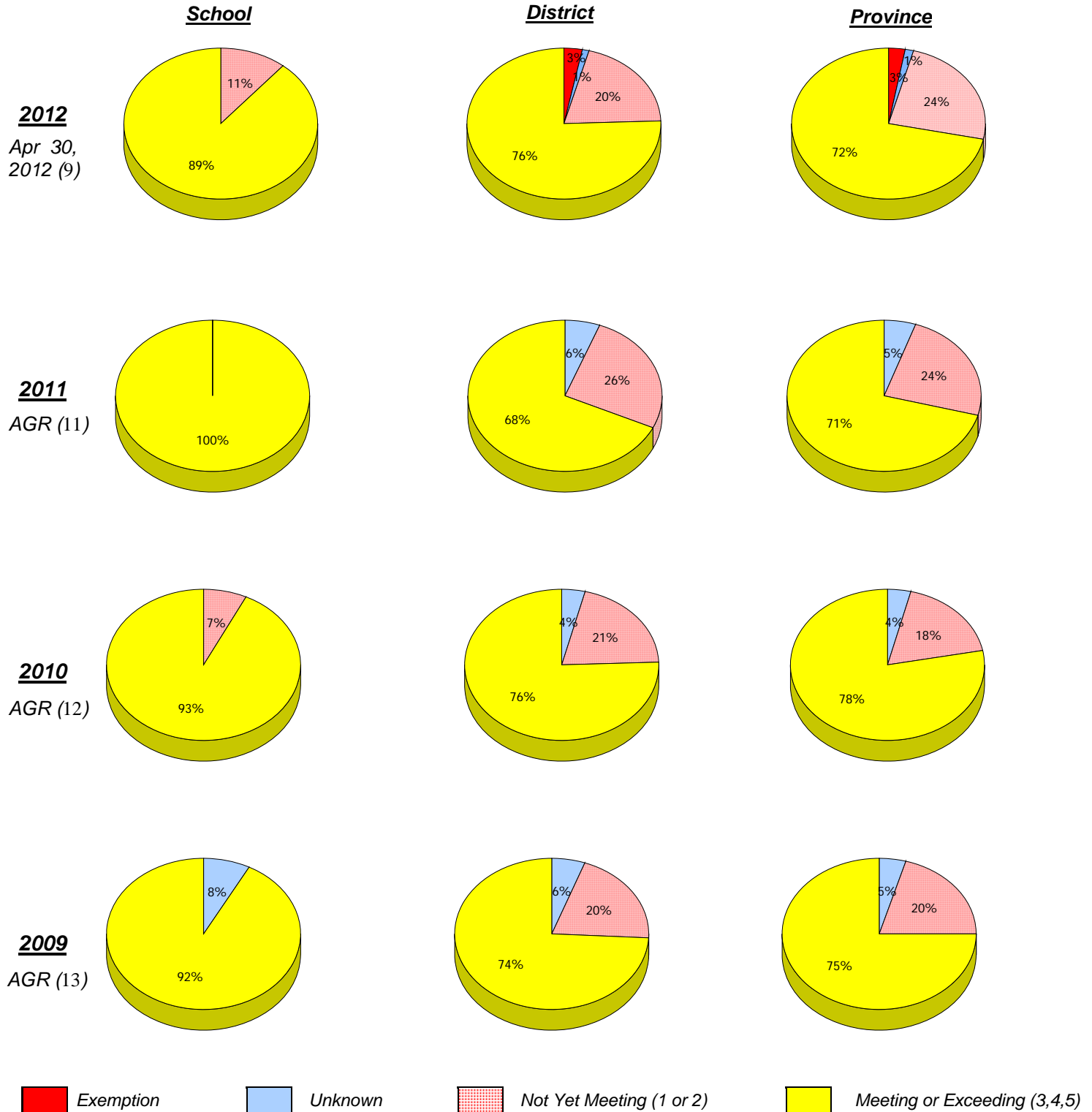
* Mushuau Innu Natuashish School and Sheshatshiu Innu School are excluded from district and provincial results.

* Reading score is composite of Non Fiction and Poet. Source: Division of Evaluation and Research, Department of Education

District 3 - Nova Central

School #: 426 Hillview Academy

Demand Writing



* In some cases, CRT numbers may exceed AGR numbers based on late enrolments. Pie chart is based on the number of students who wrote the CRT.

* Mushuau Innu Natuashish School and Sheshatshiu Innu School are excluded from district and provincial results.

* Reading score is composite of Non Fiction and Poet. Source: Division of Evaluation and Research, Department of Education

District 3 - Nova Central

School #: 426 Hillview Academy

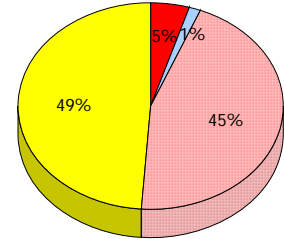
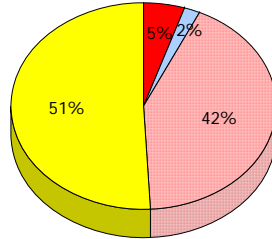
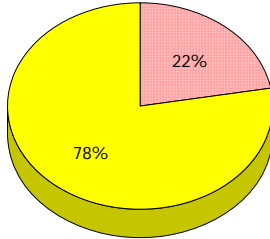
Reading

School

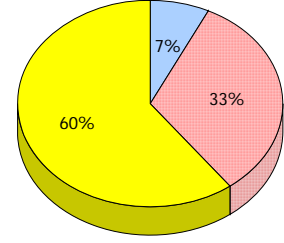
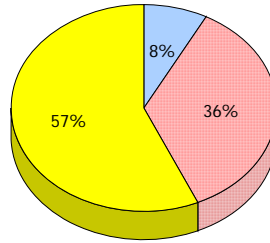
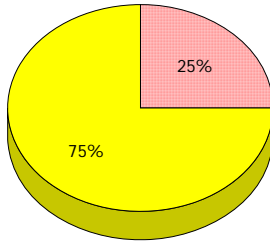
District

Province

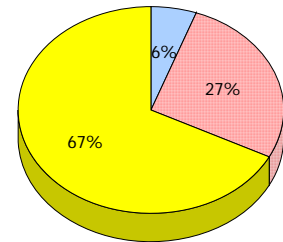
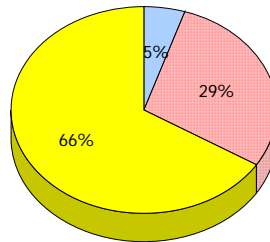
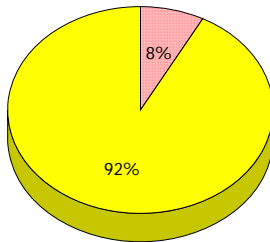
2012
Apr 30,
2012 (9)



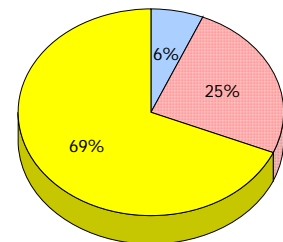
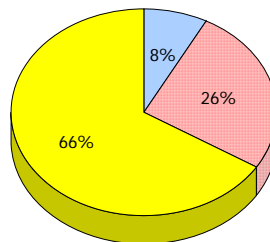
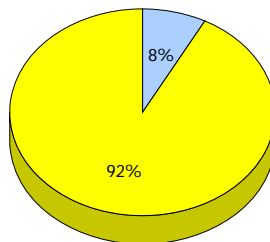
2011
AGR (11)



2010
AGR (12)



2009
AGR (13)



■ Exemption
 ■ Unknown
 ■ Not Yet Meeting (1 or 2)
 ■ Meeting or Exceeding (3,4,5)

* In some cases, CRT numbers may exceed AGR numbers based on late enrolments. Pie chart is based on the number of students who wrote the CRT.

* Mushuau Innu Natuashish School and Sheshatshiu Innu School are excluded from district and provincial results.

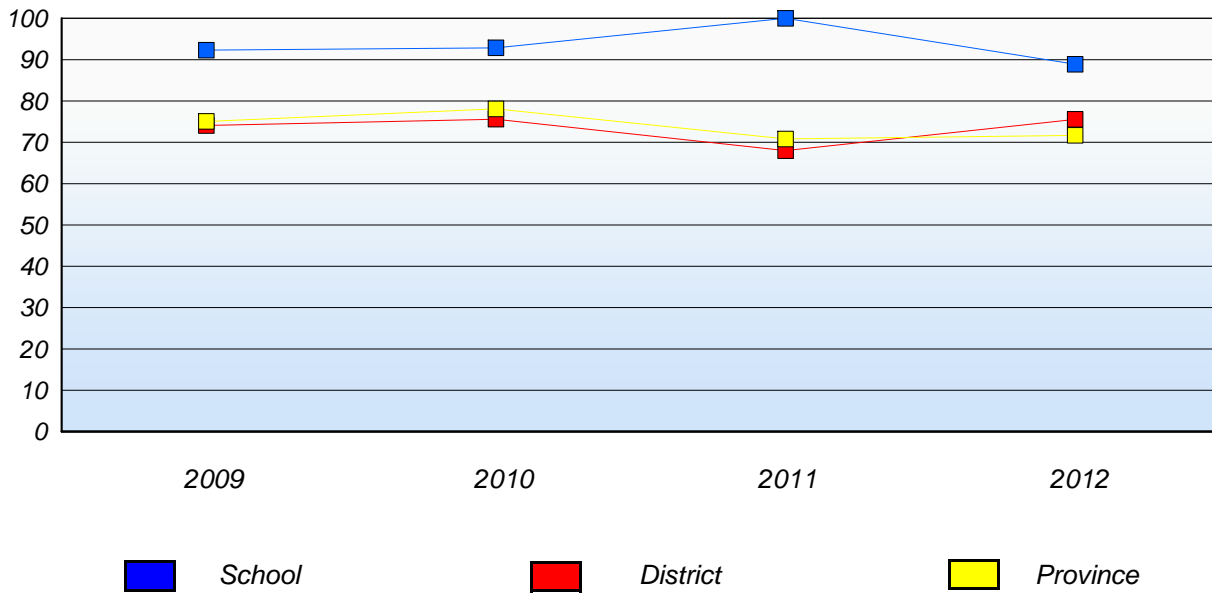
* Reading score is composite of Non Fiction and Poet. Source: Division of Evaluation and Research, Department of Education

**Elementary English Language Arts
4 Year Provincial Assessment, June 2012
School Report Rubrics**
(average scores)

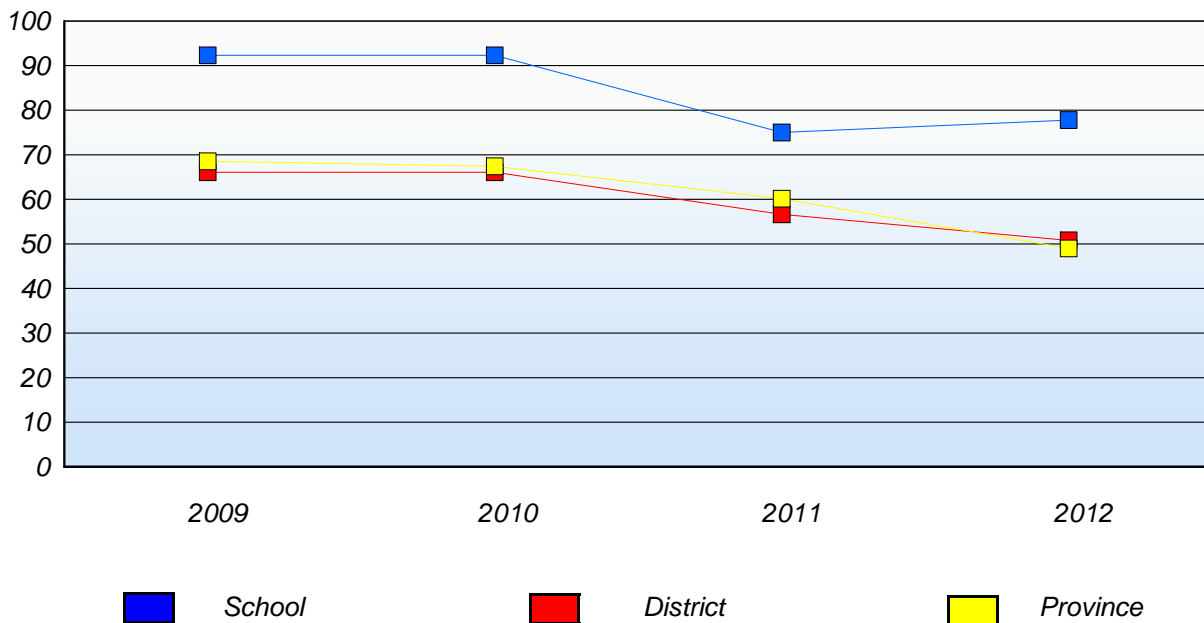
District 3 - Nova Central

School #: 426 Hillview Academy

Demand Writing
Percentage of students at level 3 or above (2009 - 2012)



Reading
Percentage of students at level 3 or above (2009 - 2012)



* In some cases, CRT numbers may exceed AGR numbers based on late enrolments. Pie chart is based on the number of students who wrote the CRT.

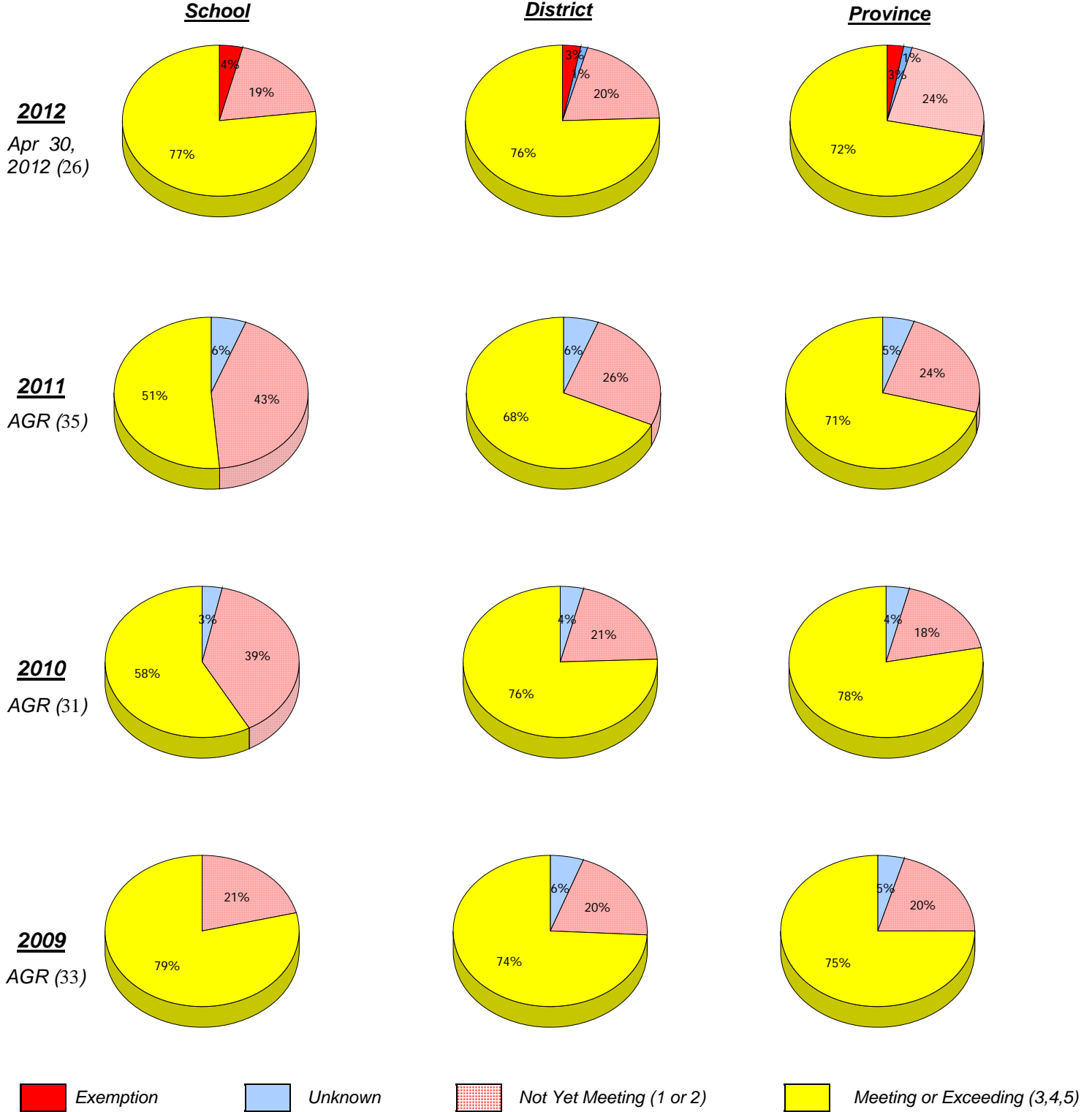
* Mushuau Innu Natuashish School and Sheshatshiu Innu School are excluded from district and provincial results.

* Reading score is composite of Non Fiction and Poet. Source: Division of Evaluation and Research, Department of Education

District 3 - Nova Central

School #: 478 New World Island Academy

Demand Writing



* In some cases, CRT numbers may exceed AGR numbers based on late enrolments. Pie chart is based on the number of students who wrote the CRT.

* Mushuau Innu Natuashish School and Sheshatshiu Innu School are excluded from district and provincial results.

* Reading score is composite of Non Fiction and Poet. Source: Division of Evaluation and Research, Department of Education

District 3 - Nova Central

School #: 478 New World Island Academy

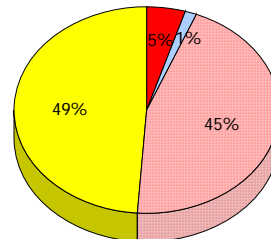
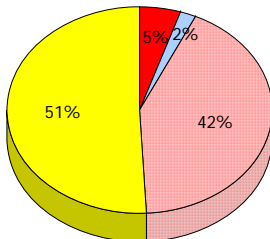
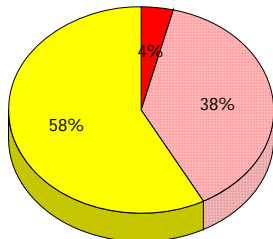
Reading

School

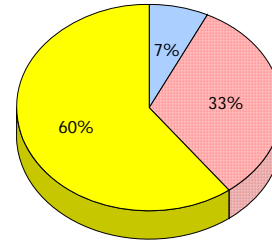
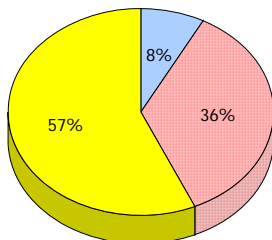
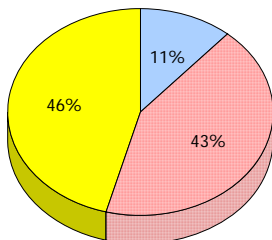
District

Province

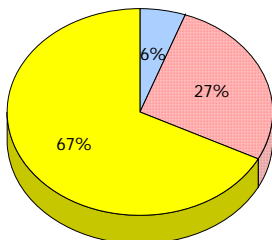
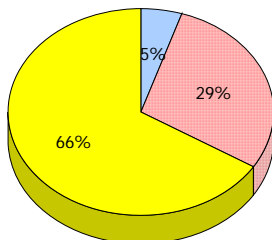
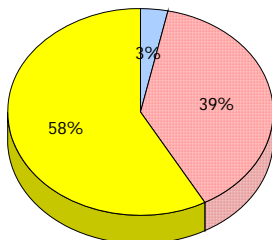
2012
Apr 30,
2012 (26)



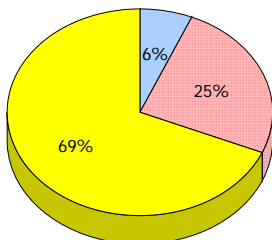
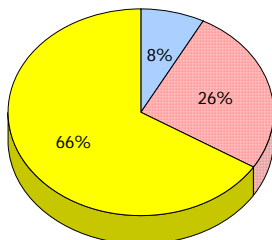
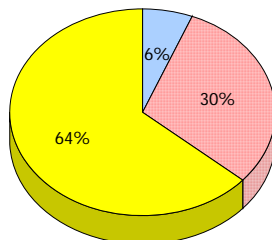
2011
AGR (35)



2010
AGR (31)



2009
AGR (33)



■ Exemption
 ■ Unknown
 ■ Not Yet Meeting (1 or 2)
 ■ Meeting or Exceeding (3,4,5)

* In some cases, CRT numbers may exceed AGR numbers based on late enrolments. Pie chart is based on the number of students who wrote the CRT.

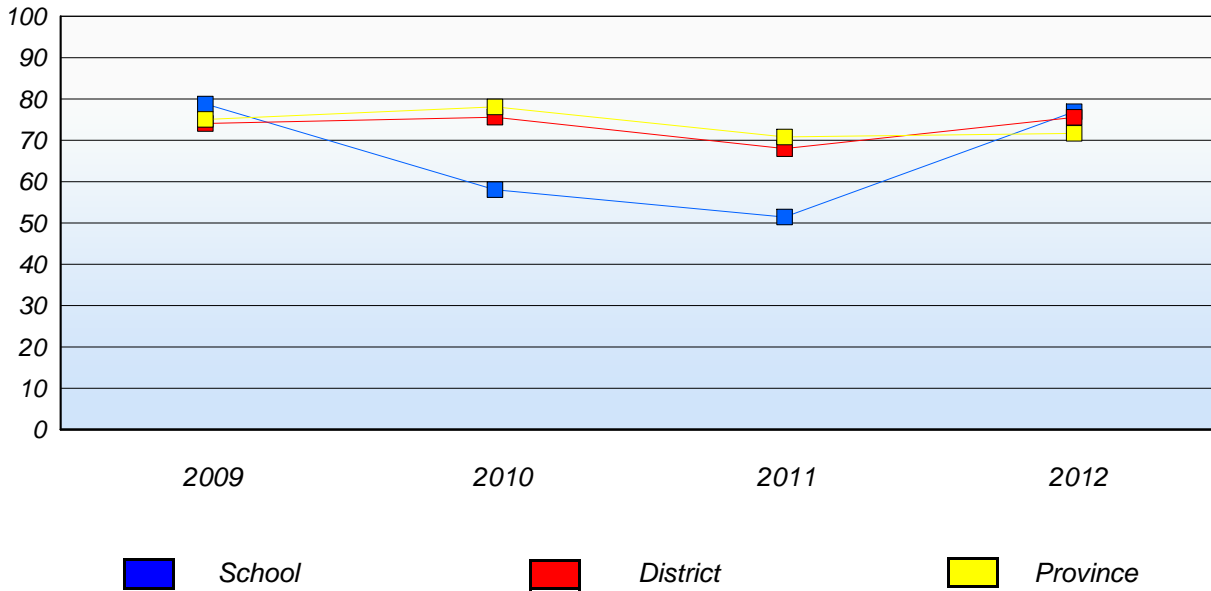
* Mushuau Innu Natuashish School and Sheshatshiu Innu School are excluded from district and provincial results.

* Reading score is composite of Non Fiction and Poet. Source: Division of Evaluation and Research, Department of Education

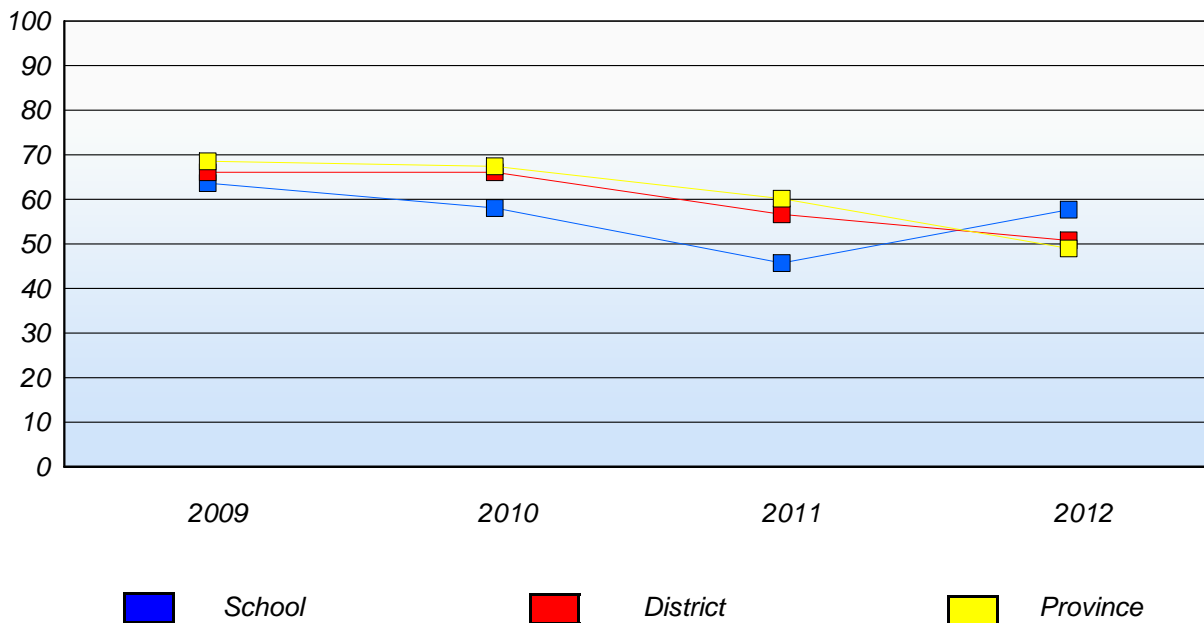
District 3 - Nova Central

School #: 478 New World Island Academy

Demand Writing
Percentage of students at level 3 or above (2009 - 2012)



Reading
Percentage of students at level 3 or above (2009 - 2012)



* In some cases, CRT numbers may exceed AGR numbers based on late enrolments. Pie chart is based on the number of students who wrote the CRT.

* Mushuau Innu Natuashish School and Sheshatshiu Innu School are excluded from district and provincial results.

* Reading score is composite of Non Fiction and Poet. Source: Division of Evaluation and Research, Department of Education