

District 2 - Western

School #: 022 William Gillett Academy

Demand Writing

School

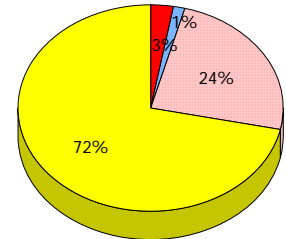
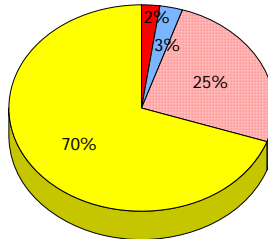
School data with 5 or fewer students withheld for reasons of confidentiality.

District

Province

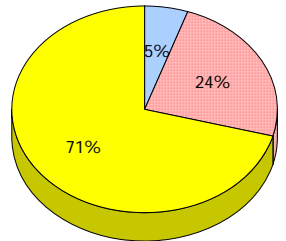
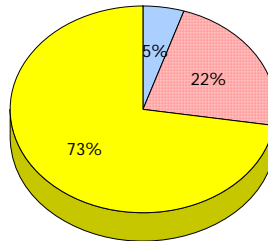
2012

Apr 30,
2012 (3)



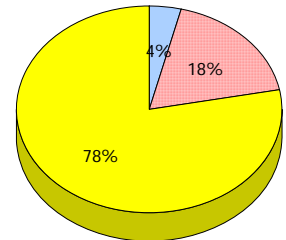
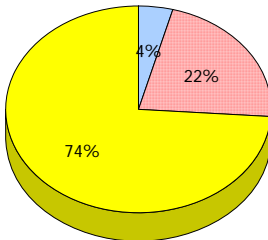
2011

AGR (4)



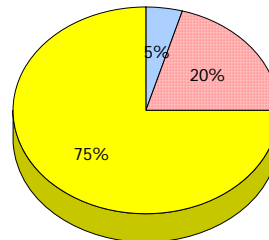
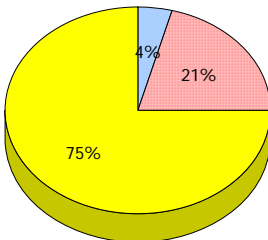
2010

AGR (9)



2009

AGR (5)



Exemption
 Unknown
 Not Yet Meeting (1 or 2)
 Meeting or Exceeding (3,4,5)

* In some cases, CRT numbers may exceed AGR numbers based on late enrolments. Pie chart is based on the number of students who wrote the CRT.

* Mushuau Innu Natuashish School and Sheshatshiu Innu School are excluded from district and provincial results.

* Reading score is composite of Non Fiction and Poet. Source: Division of Evaluation and Research, Department of Education

District 2 - Western

School #: 022 William Gillett Academy

School

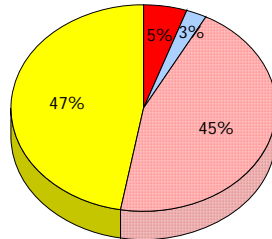
*School data with 5 or fewer students
withheld for reasons of confidentiality.*

2012

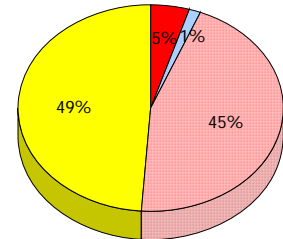
Apr 30,
2012 (3)

Reading

District

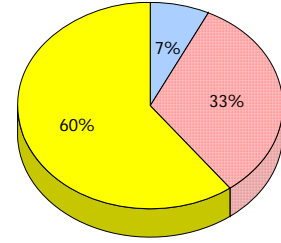
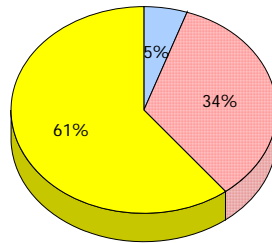


Province



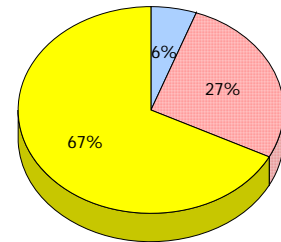
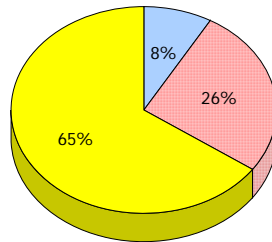
2011

AGR (4)



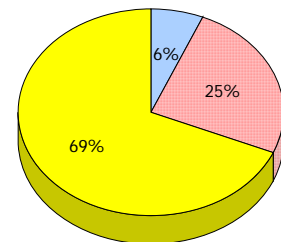
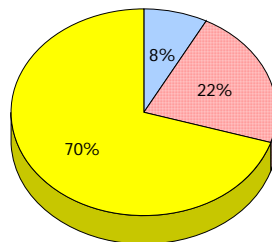
2010

AGR (9)



2009

AGR (5)



■ Exemption
 ■ Unknown
 ■ Not Yet Meeting (1 or 2)
 ■ Meeting or Exceeding (3,4,5)

* In some cases, CRT numbers may exceed AGR numbers based on late enrolments. Pie chart is based on the number of students who wrote the CRT.

* Mushuau Innu Natuashish School and Sheshatshiu Innu School are excluded from district and provincial results.

* Reading score is composite of Non Fiction and Poet. Source: Division of Evaluation and Research, Department of Education

District 2 - Western

School #: 022 William Gillett Academy

Demand Writing

Percentage of students at level 3 or above (2009 - 2012)

School data with 5 or fewer students withheld for reasons of confidentiality.



Reading

Percentage of students at level 3 or above (2009 - 2012)

School data with 5 or fewer students withheld for reasons of confidentiality.



* In some cases, CRT numbers may exceed AGR numbers based on late enrolments. Pie chart is based on the number of students who wrote the CRT.

* Mushuau Innu Natuashish School and Sheshatshiu Innu School are excluded from district and provincial results.

* Reading score is composite of Non Fiction and Poet. Source: Division of Evaluation and Research, Department of Education

District 2 - Western

School #: 023 Sacred Heart AG

Demand Writing

School

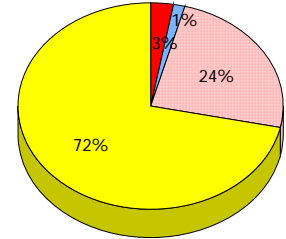
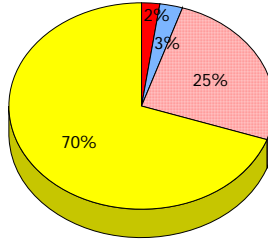
School data with 5 or fewer students withheld for reasons of confidentiality.

District

Province

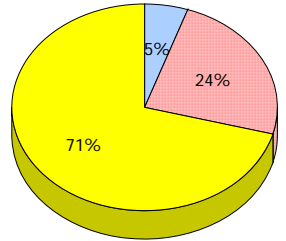
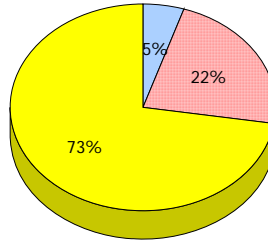
2012

Apr 30,
2012 (1)



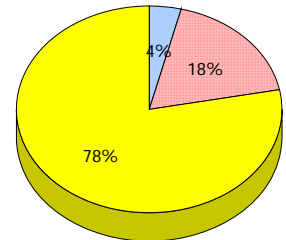
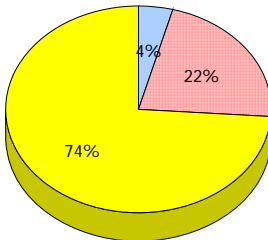
2011

AGR (1)



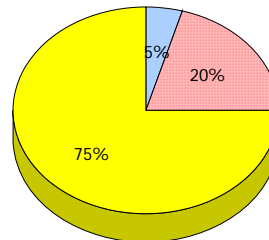
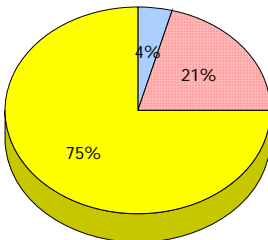
2010

AGR (1)



2009

AGR (1)



Exemption
 Unknown
 Not Yet Meeting (1 or 2)
 Meeting or Exceeding (3,4,5)

* In some cases, CRT numbers may exceed AGR numbers based on late enrolments. Pie chart is based on the number of students who wrote the CRT.

* Mushuau Innu Natuashish School and Sheshatshiu Innu School are excluded from district and provincial results.

* Reading score is composite of Non Fiction and Poet. Source: Division of Evaluation and Research, Department of Education

District 2 - Western

School #: 023 Sacred Heart AG

School

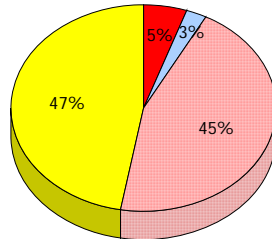
*School data with 5 or fewer students
withheld for reasons of confidentiality.*

2012

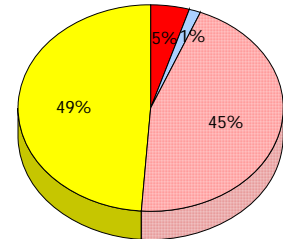
Apr 30,
2012 (1)

Reading

District

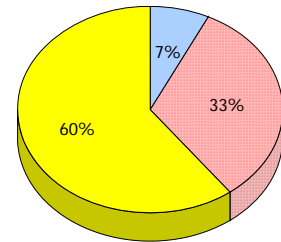
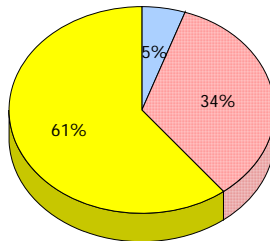


Province



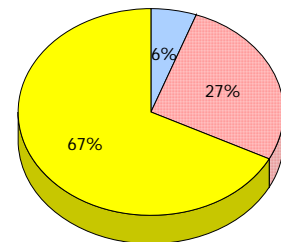
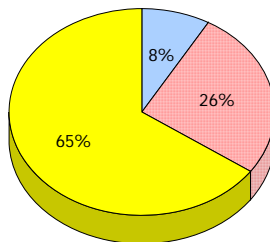
2011

AGR (1)



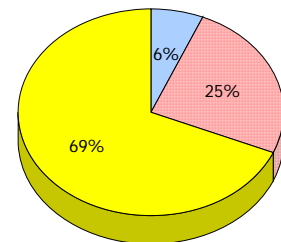
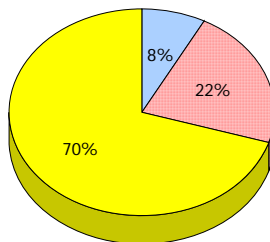
2010

AGR (1)



2009

AGR (1)



■ Exemption
 ■ Unknown
 ■ Not Yet Meeting (1 or 2)
 ■ Meeting or Exceeding (3,4,5)

* In some cases, CRT numbers may exceed AGR numbers based on late enrolments. Pie chart is based on the number of students who wrote the CRT.

* Mushuau Innu Natuashish School and Sheshatshiu Innu School are excluded from district and provincial results.

* Reading score is composite of Non Fiction and Poet. Source: Division of Evaluation and Research, Department of Education

District 2 - Western

School #: 023 Sacred Heart AG

Demand Writing

Percentage of students at level 3 or above (2009 - 2012)

School data with 5 or fewer students withheld for reasons of confidentiality.



Reading

Percentage of students at level 3 or above (2009 - 2012)

School data with 5 or fewer students withheld for reasons of confidentiality.



* In some cases, CRT numbers may exceed AGR numbers based on late enrolments. Pie chart is based on the number of students who wrote the CRT.

* Mushuau Innu Natuashish School and Sheshatshiu Innu School are excluded from district and provincial results.

* Reading score is composite of Non Fiction and Poet. Source: Division of Evaluation and Research, Department of Education

District 2 - Western

School #: 024 James Cook Memorial

Demand Writing

School

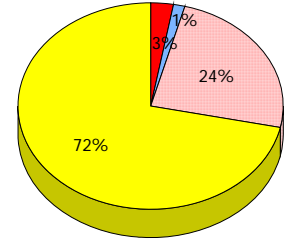
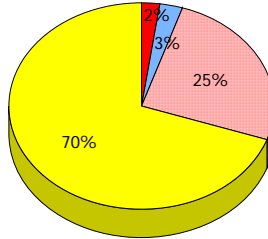
School data with 5 or fewer students withheld for reasons of confidentiality.

District

Province

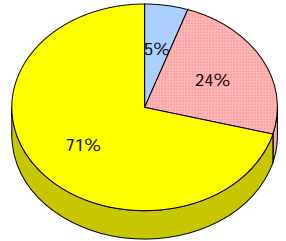
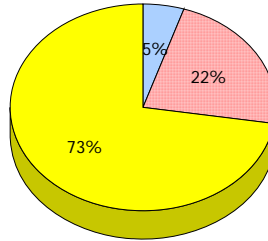
2012

Apr 30,
2012 (4)



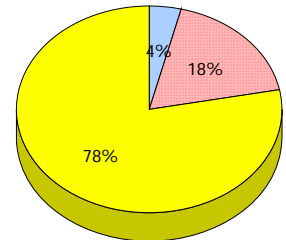
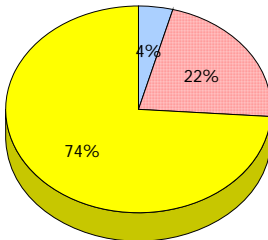
2011

AGR (1)



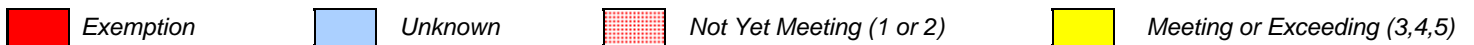
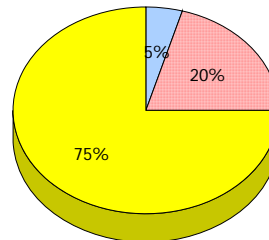
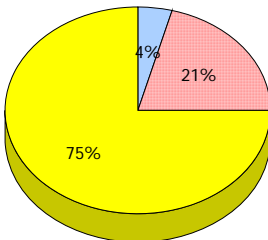
2010

AGR (1)



2009

AGR (3)



* In some cases, CRT numbers may exceed AGR numbers based on late enrolments. Pie chart is based on the number of students who wrote the CRT.

* Mushuau Innu Natuashish School and Sheshatshiu Innu School are excluded from district and provincial results.

* Reading score is composite of Non Fiction and Poet. Source: Division of Evaluation and Research, Department of Education

District 2 - Western

School #: 024 James Cook Memorial

School

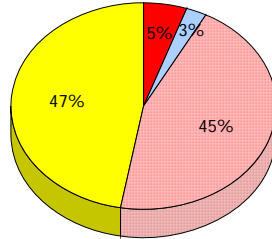
*School data with 5 or fewer students
withheld for reasons of confidentiality.*

2012

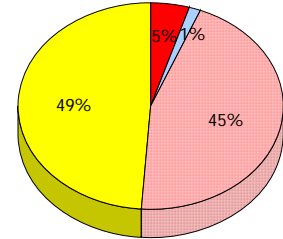
Apr 30,
2012 (4)

Reading

District

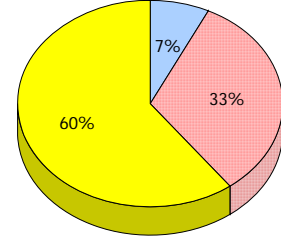
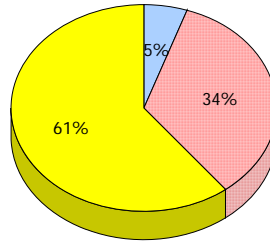


Province



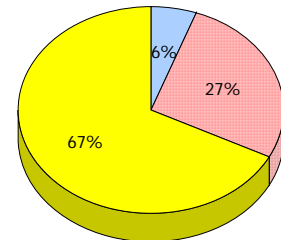
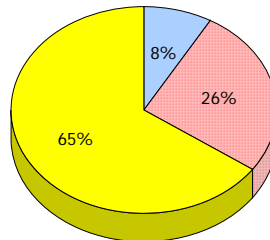
2011

AGR (1)



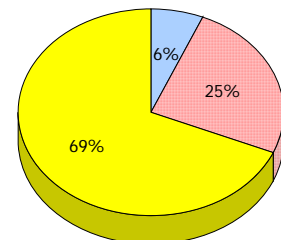
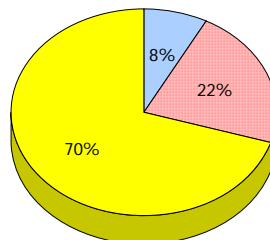
2010

AGR (1)



2009

AGR (3)



Exemption
 Unknown
 Not Yet Meeting (1 or 2)
 Meeting or Exceeding (3,4,5)

* In some cases, CRT numbers may exceed AGR numbers based on late enrolments. Pie chart is based on the number of students who wrote the CRT.

* Mushuau Innu Natuashish School and Sheshatshiu Innu School are excluded from district and provincial results.

* Reading score is composite of Non Fiction and Poet. Source: Division of Evaluation and Research, Department of Education

District 2 - Western

School #: 024 James Cook Memorial

Demand Writing

Percentage of students at level 3 or above (2009 - 2012)

School data with 5 or fewer students withheld for reasons of confidentiality.



Reading

Percentage of students at level 3 or above (2009 - 2012)

School data with 5 or fewer students withheld for reasons of confidentiality.



* In some cases, CRT numbers may exceed AGR numbers based on late enrolments. Pie chart is based on the number of students who wrote the CRT.

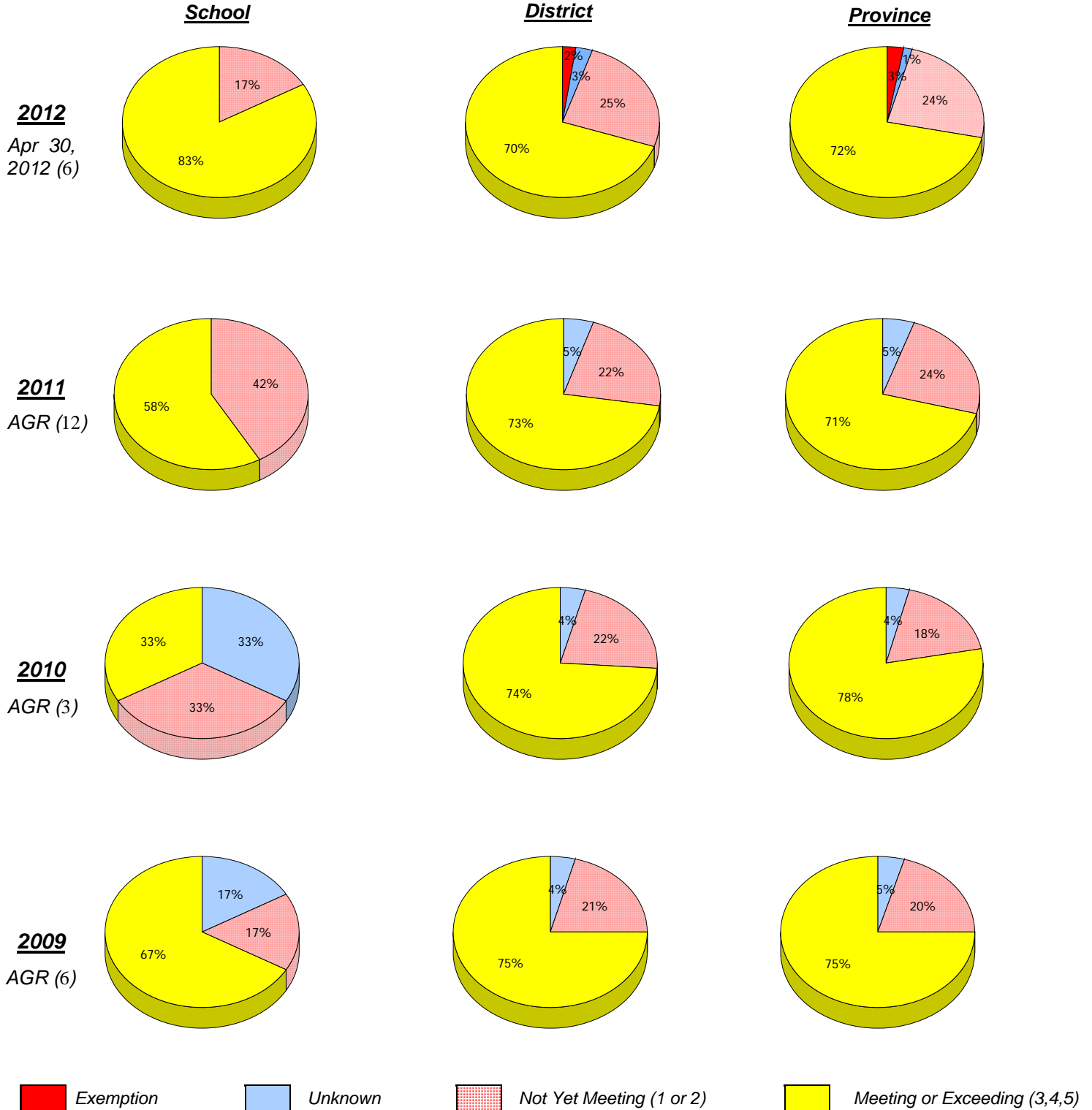
* Mushuau Innu Natuashish School and Sheshatshiu Innu School are excluded from district and provincial results.

* Reading score is composite of Non Fiction and Poet. Source: Division of Evaluation and Research, Department of Education

District 2 - Western

School #: 026 H.G. Fillier Academy

Demand Writing



* In some cases, CRT numbers may exceed AGR numbers based on late enrolments. Pie chart is based on the number of students who wrote the CRT.

* Mushuau Innu Natuashish School and Sheshatshiu Innu School are excluded from district and provincial results.

* Reading score is composite of Non Fiction and Poet. Source: Division of Evaluation and Research, Department of Education

District 2 - Western

School #: 026 H.G. Fillier Academy

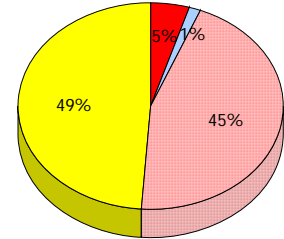
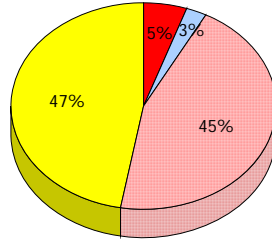
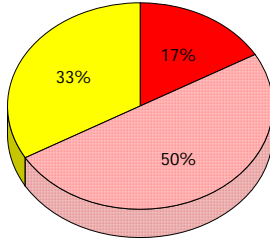
Reading

School

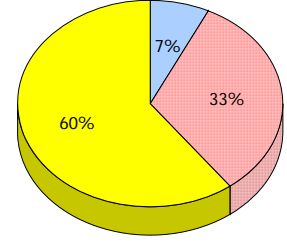
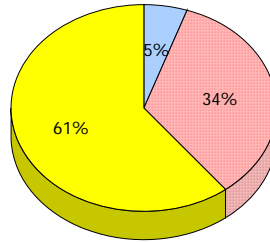
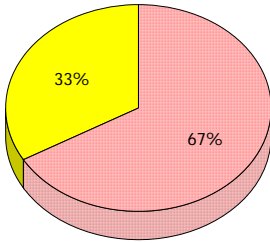
District

Province

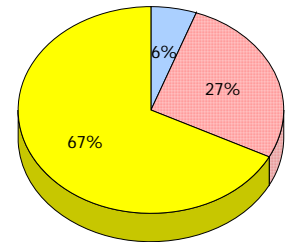
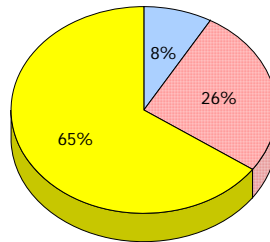
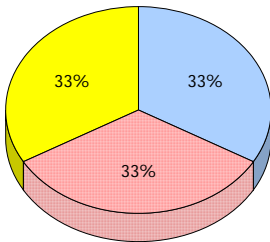
2012
Apr 30,
2012 (6)



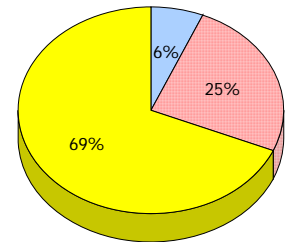
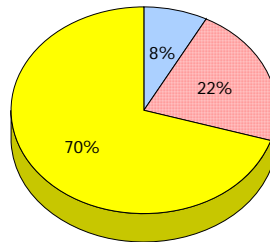
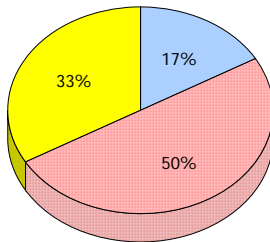
2011
AGR (12)



2010
AGR (3)



2009
AGR (6)



■ Exemption
 ■ Unknown
 ■ Not Yet Meeting (1 or 2)
 ■ Meeting or Exceeding (3,4,5)

* In some cases, CRT numbers may exceed AGR numbers based on late enrolments. Pie chart is based on the number of students who wrote the CRT.

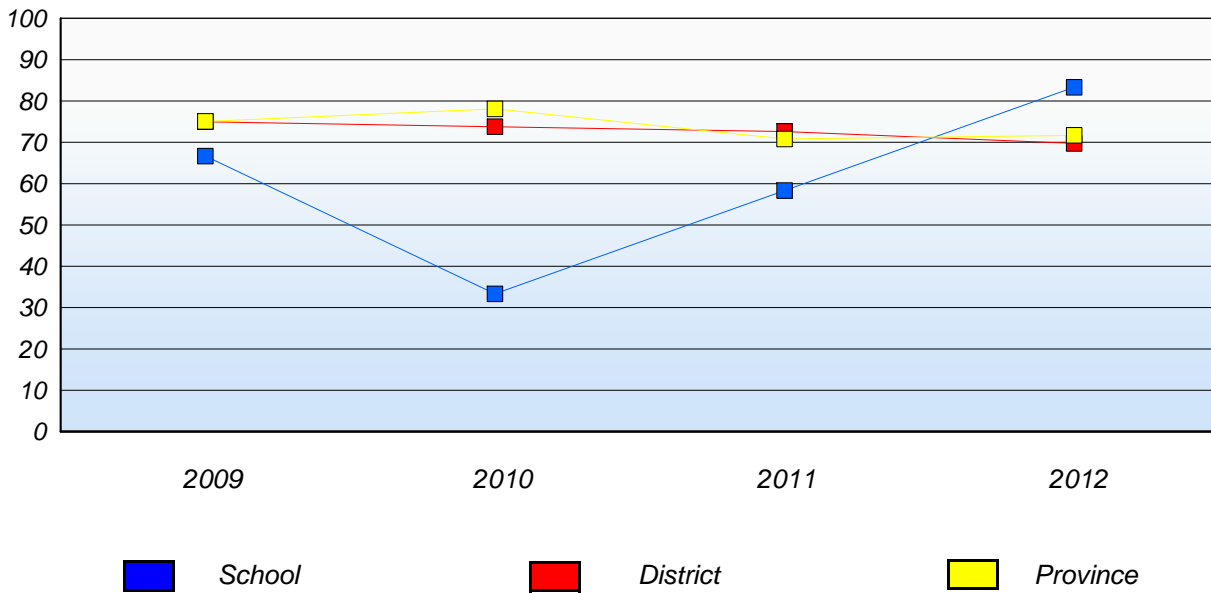
* Mushuau Innu Natuashish School and Sheshatshiu Innu School are excluded from district and provincial results.

* Reading score is composite of Non Fiction and Poet. Source: Division of Evaluation and Research, Department of Education

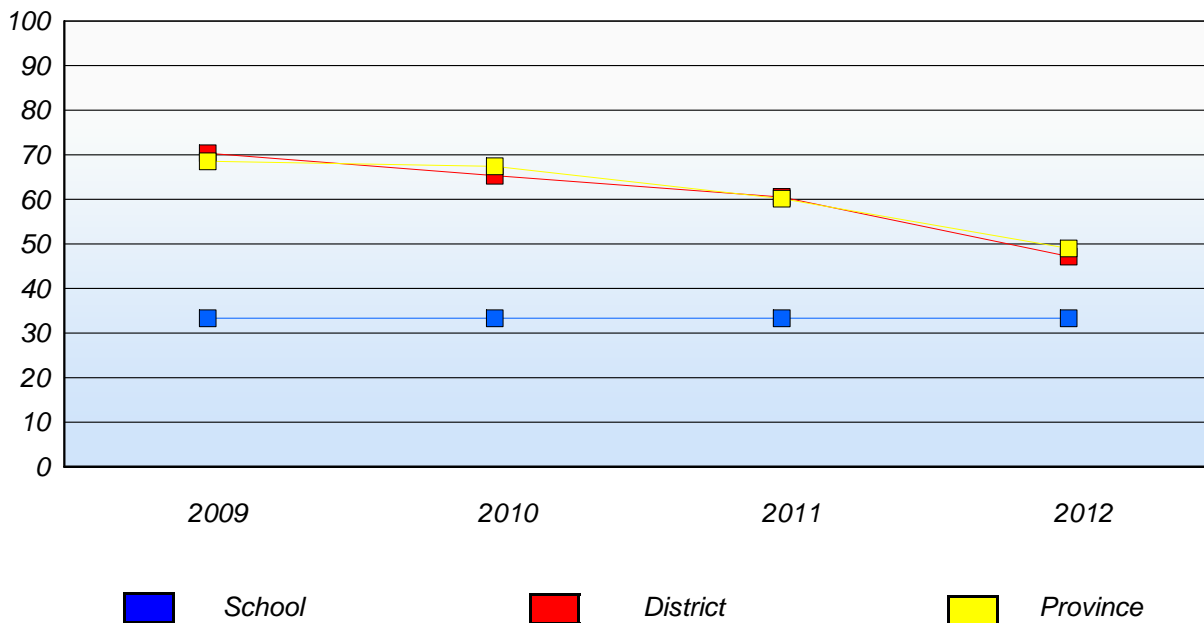
District 2 - Western

School #: 026 H.G. Fillier Academy

Demand Writing
Percentage of students at level 3 or above (2009 - 2012)



Reading
Percentage of students at level 3 or above (2009 - 2012)



* In some cases, CRT numbers may exceed AGR numbers based on late enrolments. Pie chart is based on the number of students who wrote the CRT.

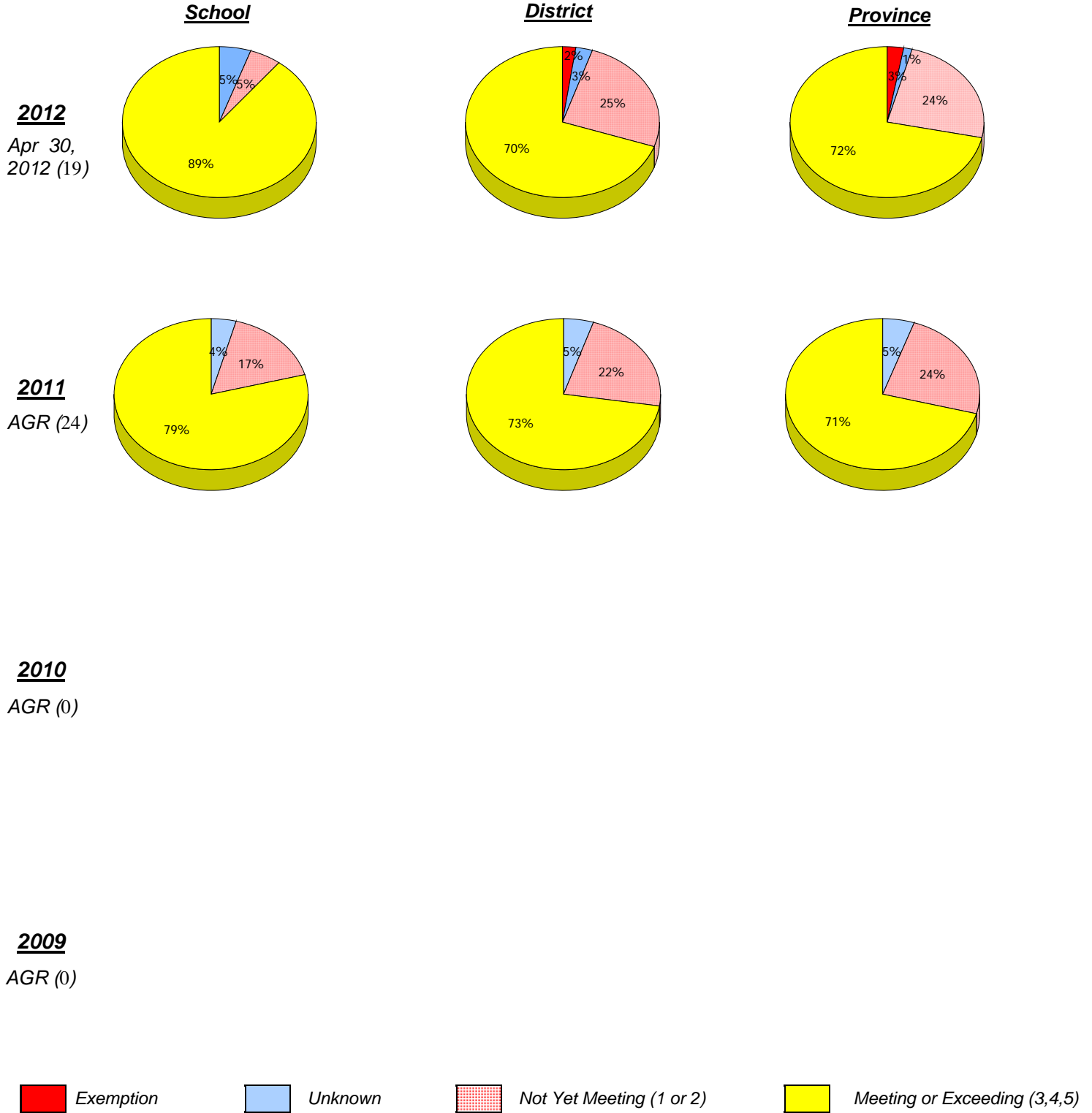
* Mushuau Innu Natuashish School and Sheshatshiu Innu School are excluded from district and provincial results.

* Reading score is composite of Non Fiction and Poet. Source: Division of Evaluation and Research, Department of Education

District 2 - Western

School #: 027 Canon Richards Memorial Academy

Demand Writing



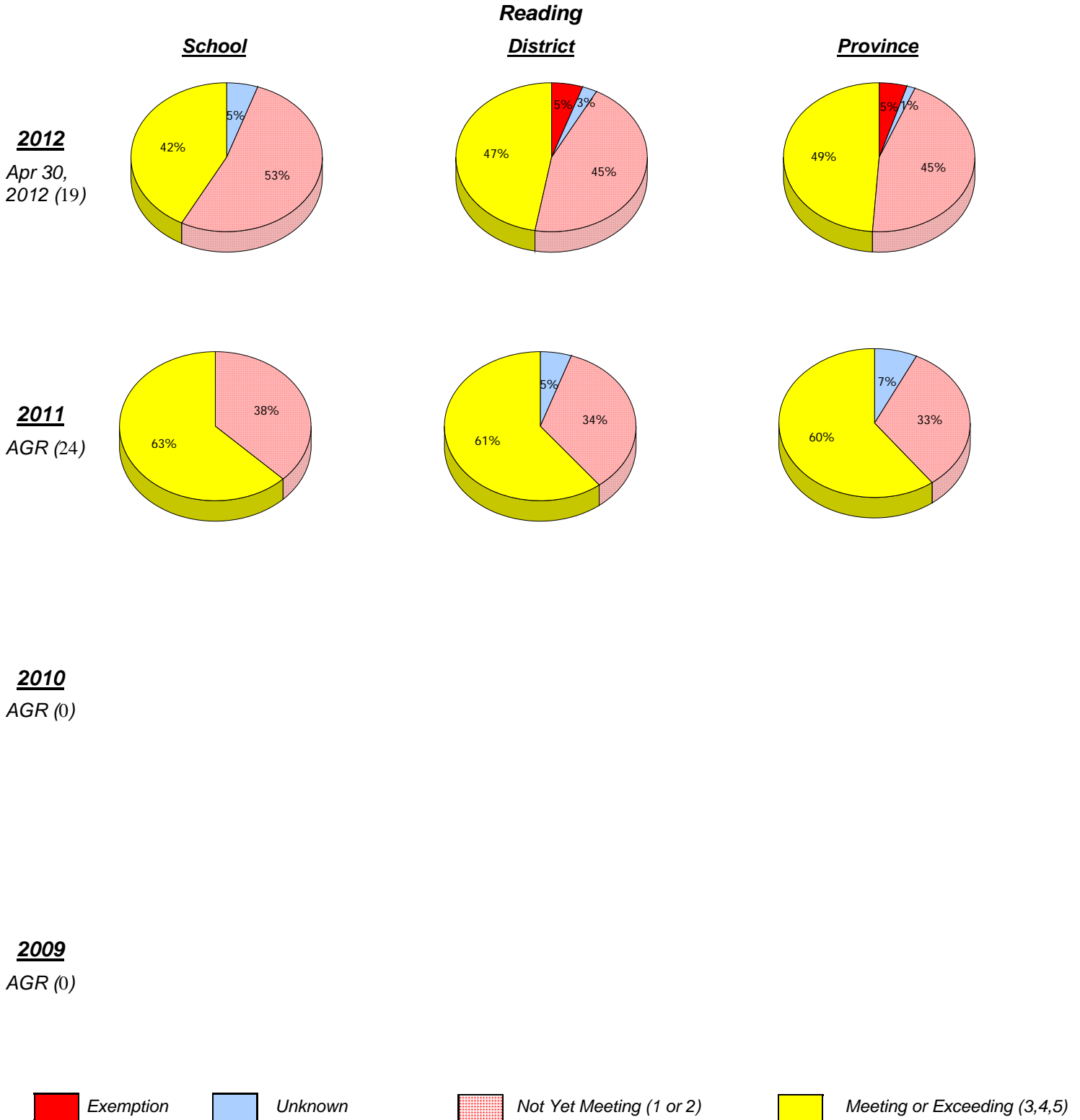
* In some cases, CRT numbers may exceed AGR numbers based on late enrolments. Pie chart is based on the number of students who wrote the CRT.

* Mushuau Innu Natuashish School and Sheshatshiu Innu School are excluded from district and provincial results.

* Reading score is composite of Non Fiction and Poet. Source: Division of Evaluation and Research, Department of Education

District 2 - Western

School #: 027 Canon Richards Memorial Academy



* In some cases, CRT numbers may exceed AGR numbers based on late enrolments. Pie chart is based on the number of students who wrote the CRT.

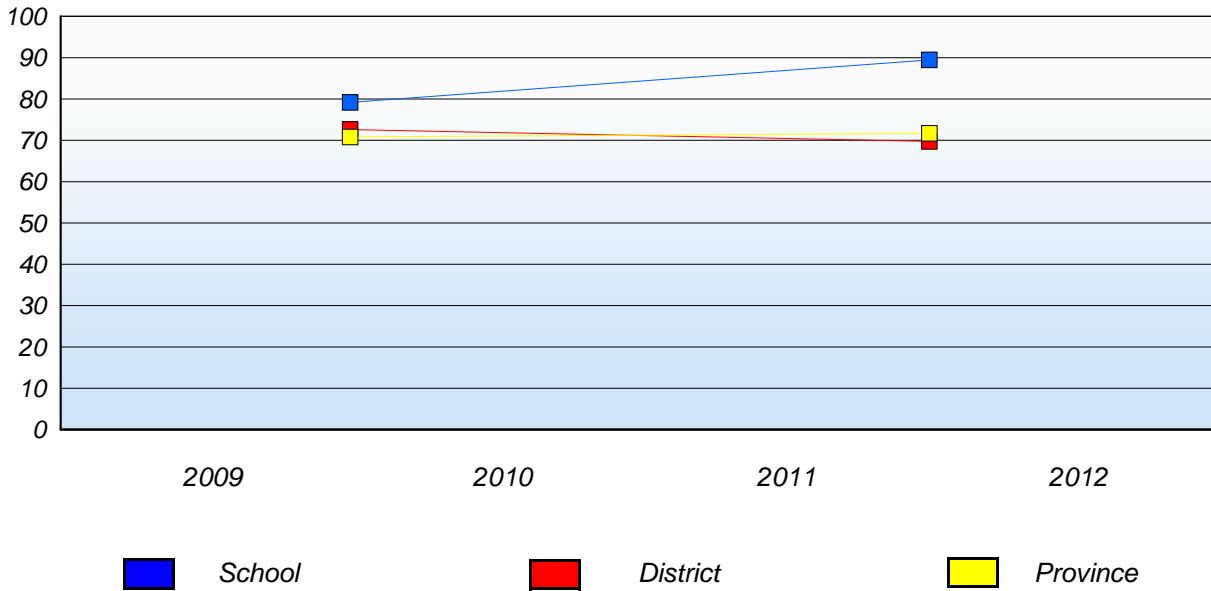
* Mushuau Innu Natuashish School and Sheshatshiu Innu School are excluded from district and provincial results.

* Reading score is composite of Non Fiction and Poet. Source: Division of Evaluation and Research, Department of Education

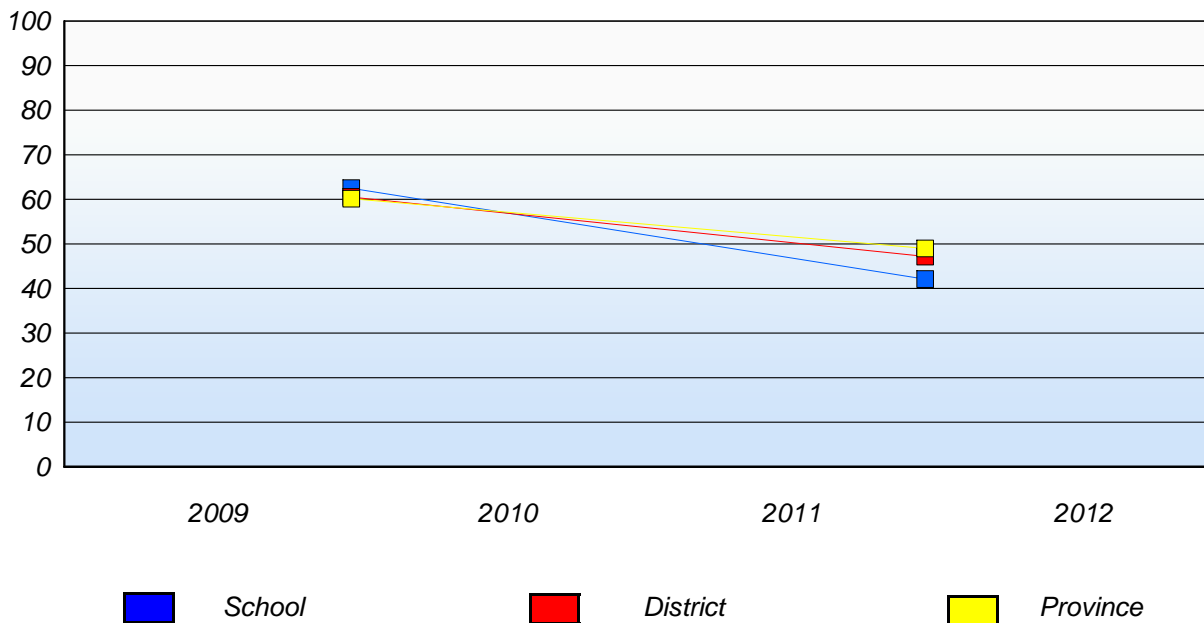
District 2 - Western

School #: 027 Canon Richards Memorial Academy

Demand Writing
Percentage of students at level 3 or above (2009 - 2012)



Reading
Percentage of students at level 3 or above (2009 - 2012)



* In some cases, CRT numbers may exceed AGR numbers based on late enrolments. Pie chart is based on the number of students who wrote the CRT.

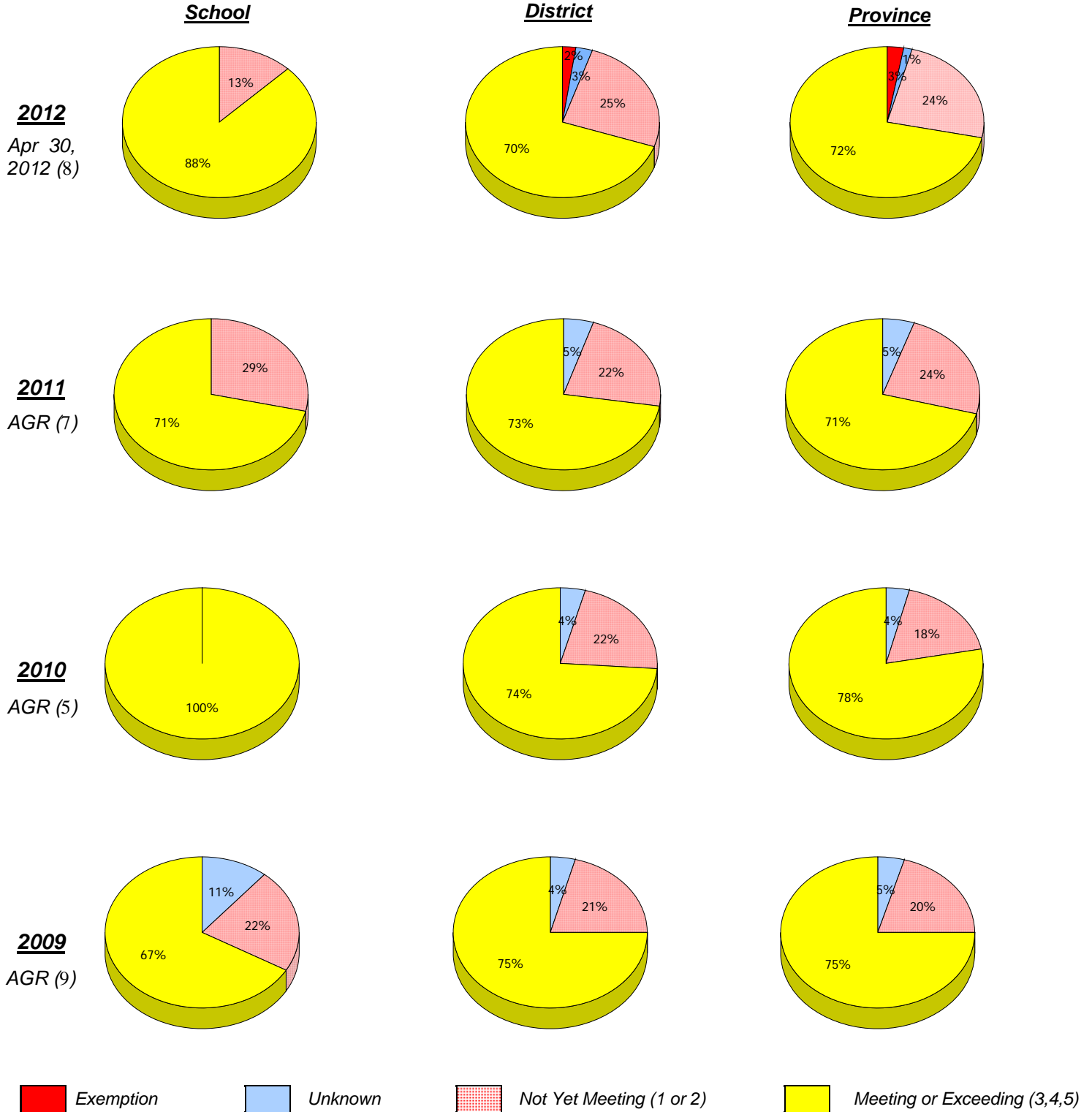
* Mushuau Innu Natuashish School and Sheshatshiu Innu School are excluded from district and provincial results.

* Reading score is composite of Non Fiction and Poet. Source: Division of Evaluation and Research, Department of Education

District 2 - Western

School #: 032 Truman Eddison Memorial

Demand Writing



* In some cases, CRT numbers may exceed AGR numbers based on late enrolments. Pie chart is based on the number of students who wrote the CRT.

* Mushuau Innu Natuashish School and Sheshatshiu Innu School are excluded from district and provincial results.

* Reading score is composite of Non Fiction and Poet. Source: Division of Evaluation and Research, Department of Education

District 2 - Western

School #: 032 Truman Eddison Memorial

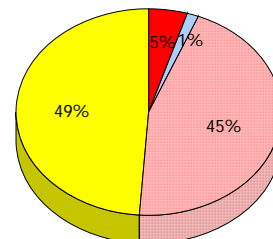
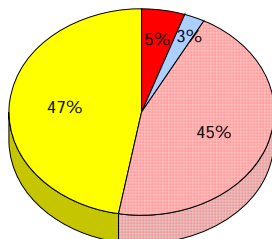
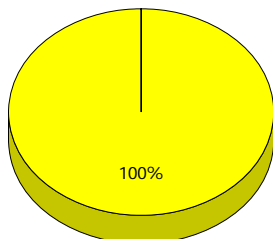
Reading

School

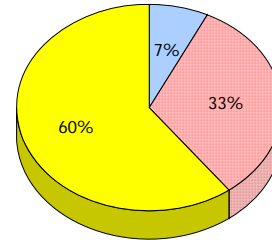
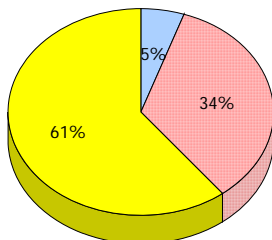
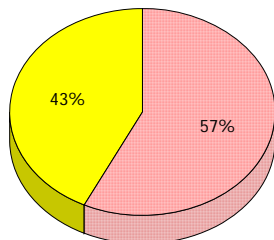
District

Province

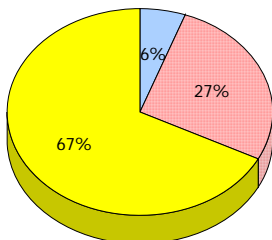
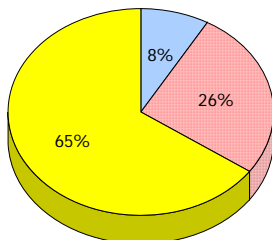
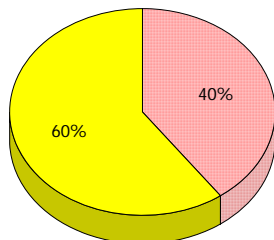
2012
Apr 30,
2012 (8)



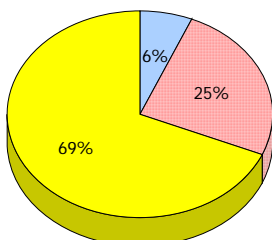
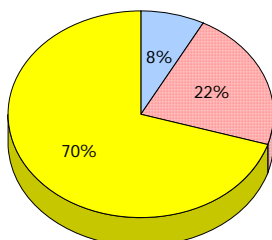
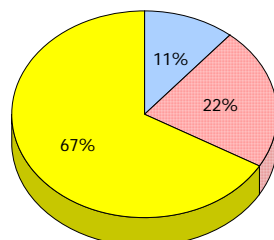
2011
AGR (7)



2010
AGR (5)



2009
AGR (9)



■ Exemption
 ■ Unknown
 ■ Not Yet Meeting (1 or 2)
 ■ Meeting or Exceeding (3,4,5)

* In some cases, CRT numbers may exceed AGR numbers based on late enrolments. Pie chart is based on the number of students who wrote the CRT.

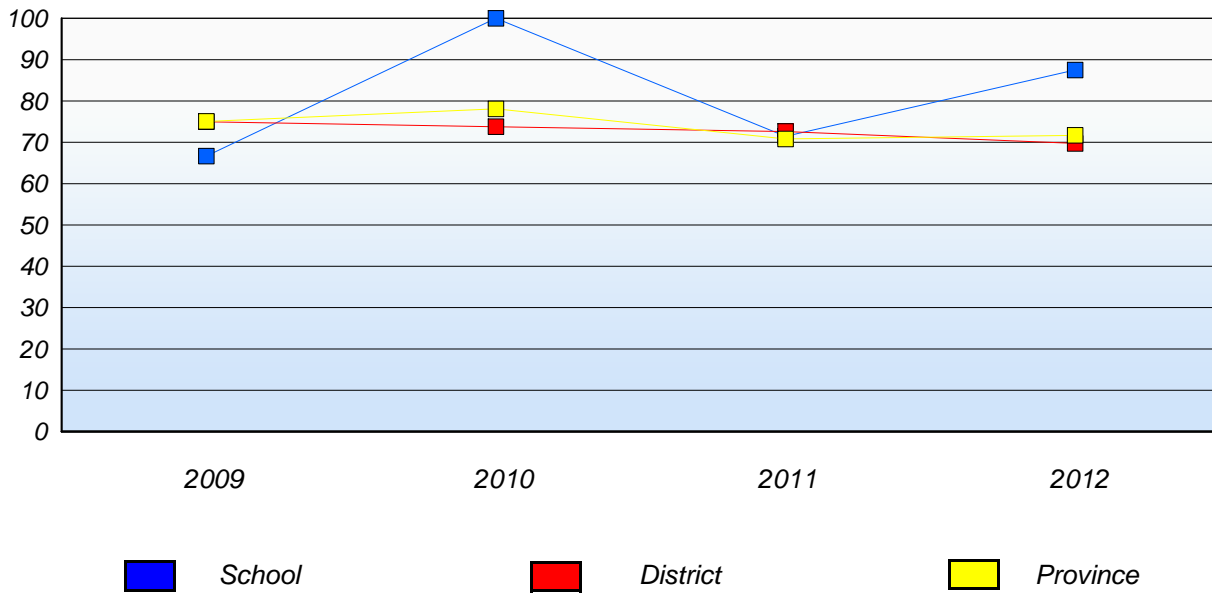
* Mushuau Innu Natuashish School and Sheshatshiu Innu School are excluded from district and provincial results.

* Reading score is composite of Non Fiction and Poet. Source: Division of Evaluation and Research, Department of Education

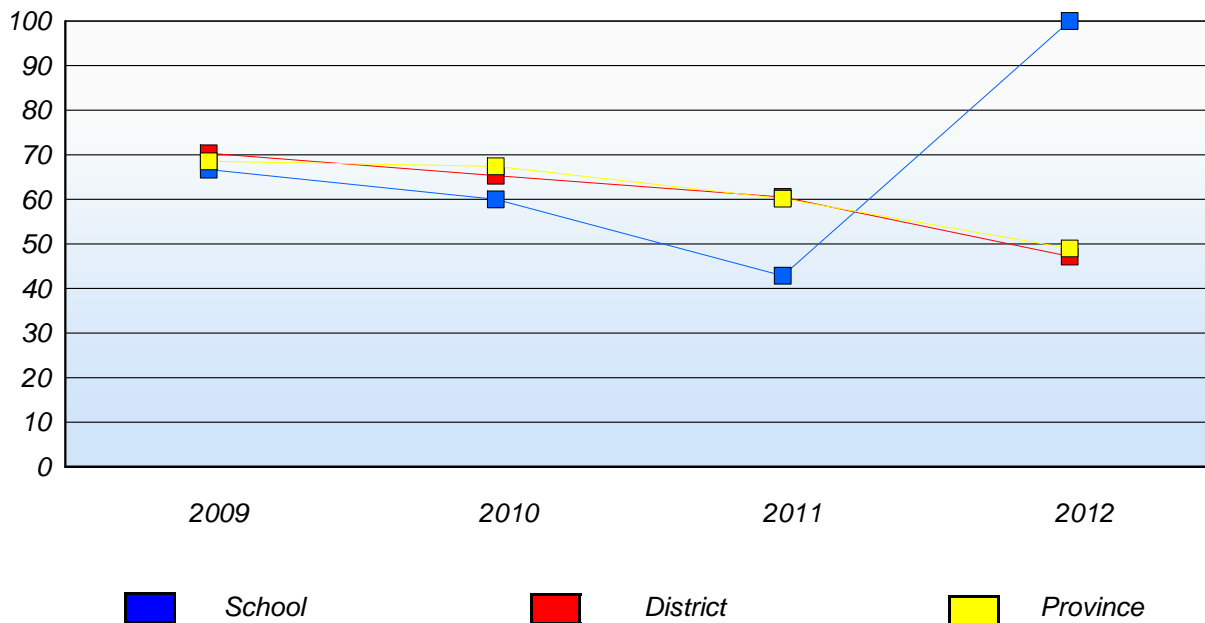
District 2 - Western

School #: 032 Truman Eddison Memorial

Demand Writing
Percentage of students at level 3 or above (2009 - 2012)



Reading
Percentage of students at level 3 or above (2009 - 2012)



* In some cases, CRT numbers may exceed AGR numbers based on late enrolments. Pie chart is based on the number of students who wrote the CRT.

* Mushuau Innu Natuashish School and Sheshatshiu Innu School are excluded from district and provincial results.

* Reading score is composite of Non Fiction and Poet. Source: Division of Evaluation and Research, Department of Education

District 2 - Western

School #: 039 Mary Simms All-Grade

Demand Writing

School

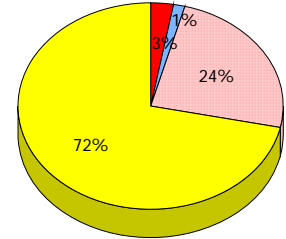
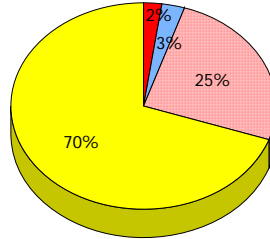
School data with 5 or fewer students withheld for reasons of confidentiality.

District

Province

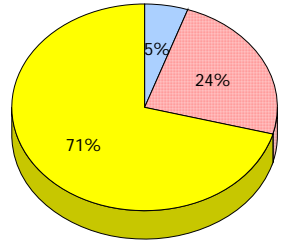
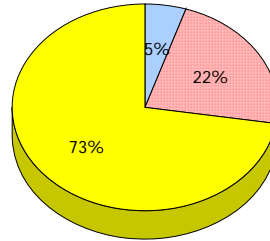
2012

Apr 30,
2012 (1)



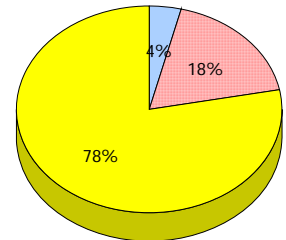
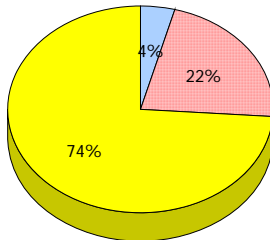
2011

AGR (0)



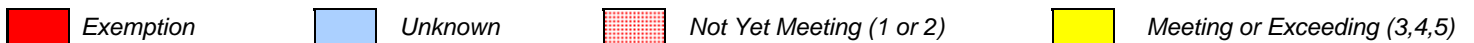
2010

AGR (2)



2009

AGR (0)



* In some cases, CRT numbers may exceed AGR numbers based on late enrolments. Pie chart is based on the number of students who wrote the CRT.

* Mushuau Innu Natuashish School and Sheshatshiu Innu School are excluded from district and provincial results.

* Reading score is composite of Non Fiction and Poet. Source: Division of Evaluation and Research, Department of Education

District 2 - Western

School #: 039 Mary Simms All-Grade

School

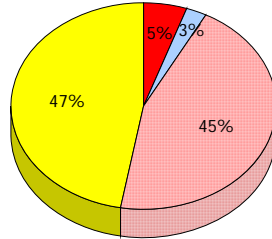
*School data with 5 or fewer students
withheld for reasons of confidentiality.*

2012

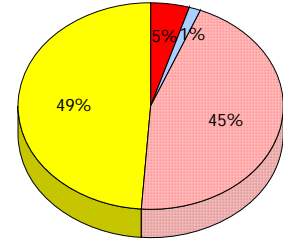
Apr 30,
2012 (1)

Reading

District

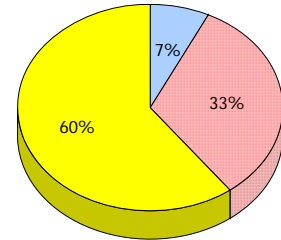
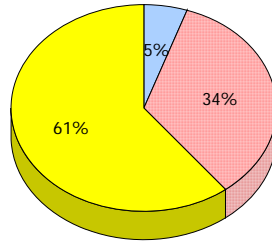


Province



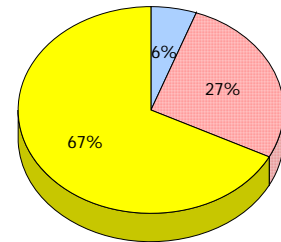
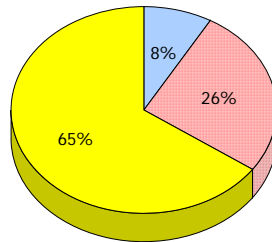
2011

AGR (0)



2010

AGR (2)



2009

AGR (0)



* In some cases, CRT numbers may exceed AGR numbers based on late enrolments. Pie chart is based on the number of students who wrote the CRT.

* Mushuau Innu Natuashish School and Sheshatshiu Innu School are excluded from district and provincial results.

* Reading score is composite of Non Fiction and Poet. Source: Division of Evaluation and Research, Department of Education

District 2 - Western

School #: 039 Mary Simms All-Grade

Demand Writing

Percentage of students at level 3 or above (2009 - 2012)

School data with 5 or fewer students withheld for reasons of confidentiality.



Reading

Percentage of students at level 3 or above (2009 - 2012)

School data with 5 or fewer students withheld for reasons of confidentiality.



* In some cases, CRT numbers may exceed AGR numbers based on late enrolments. Pie chart is based on the number of students who wrote the CRT.

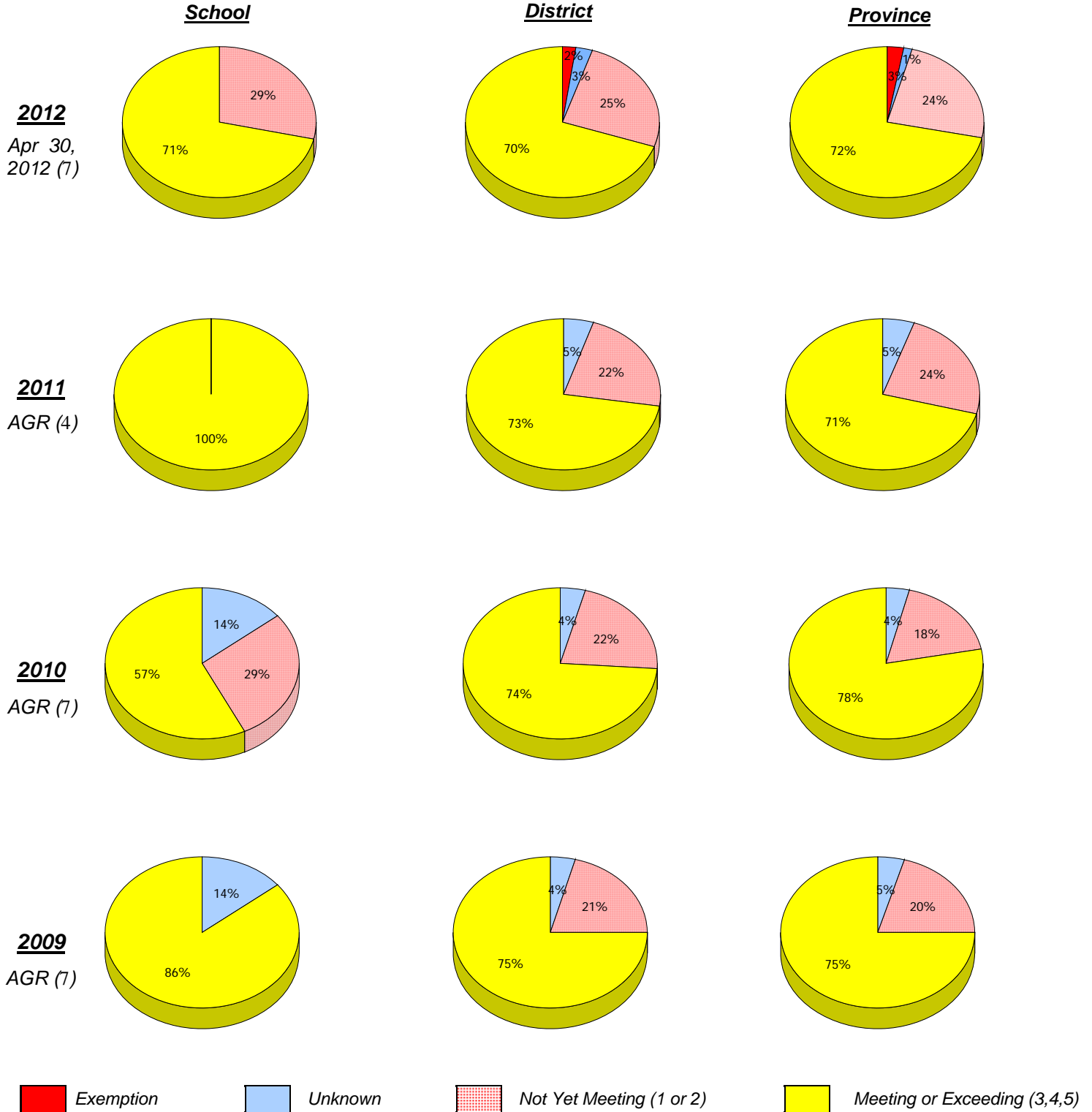
* Mushuau Innu Natuashish School and Sheshatshiu Innu School are excluded from district and provincial results.

* Reading score is composite of Non Fiction and Poet. Source: Division of Evaluation and Research, Department of Education

District 2 - Western

School #: 040 St. Mary's AG

Demand Writing



* In some cases, CRT numbers may exceed AGR numbers based on late enrolments. Pie chart is based on the number of students who wrote the CRT.

* Mushuau Innu Natuashish School and Sheshatshiu Innu School are excluded from district and provincial results.

* Reading score is composite of Non Fiction and Poet. Source: Division of Evaluation and Research, Department of Education

District 2 - Western

School #: 040 St. Mary's AG

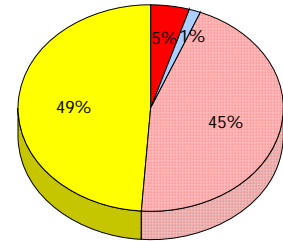
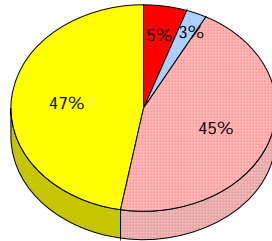
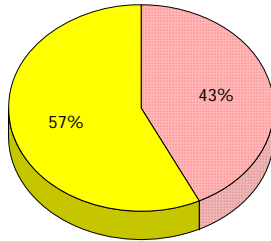
Reading

School

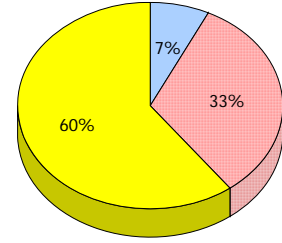
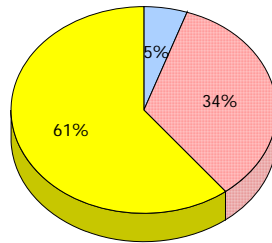
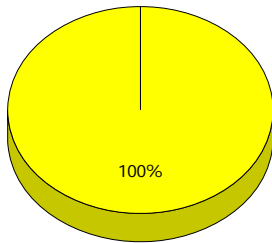
District

Province

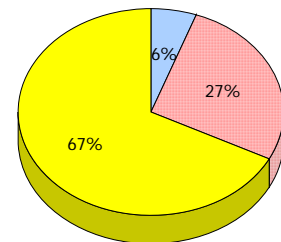
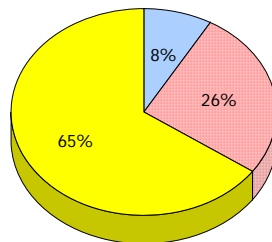
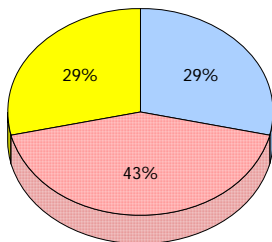
2012
Apr 30,
2012 (7)



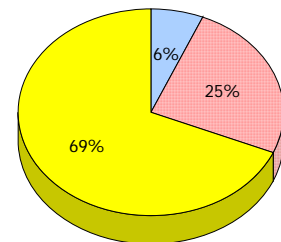
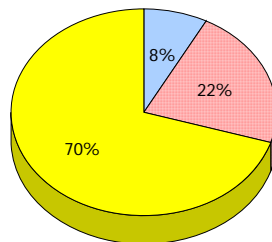
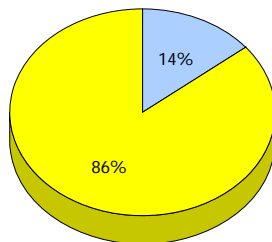
2011
AGR (4)



2010
AGR (7)



2009
AGR (7)



■ Exemption
 ■ Unknown
 ■ Not Yet Meeting (1 or 2)
 ■ Meeting or Exceeding (3,4,5)

* In some cases, CRT numbers may exceed AGR numbers based on late enrolments. Pie chart is based on the number of students who wrote the CRT.

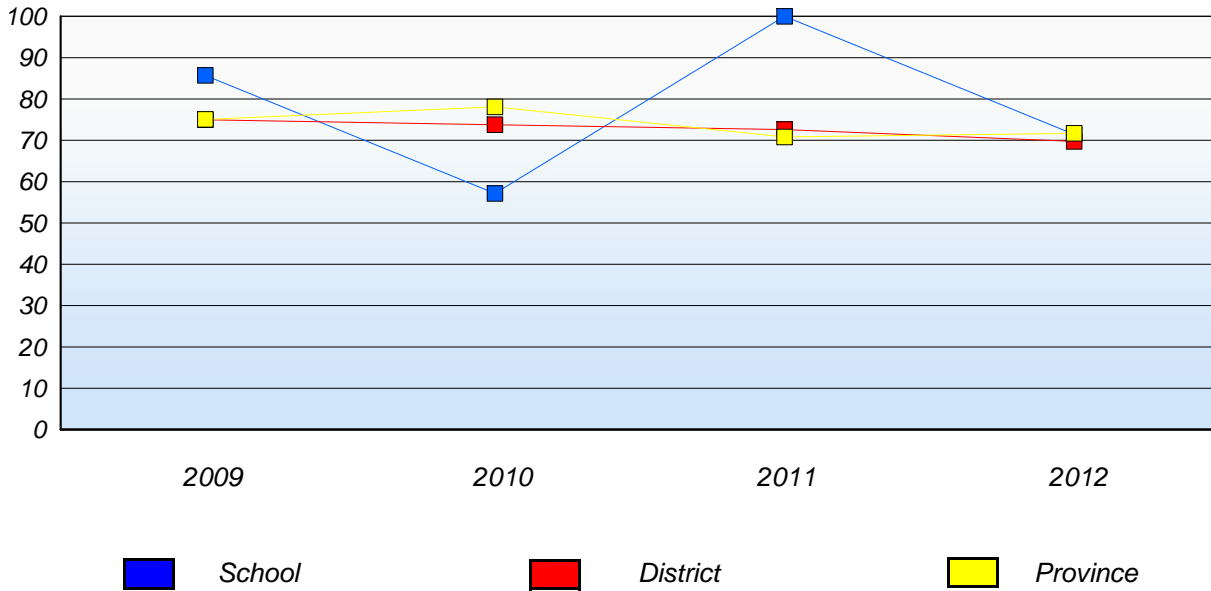
* Mushuau Innu Natuashish School and Sheshatshiu Innu School are excluded from district and provincial results.

* Reading score is composite of Non Fiction and Poet. Source: Division of Evaluation and Research, Department of Education

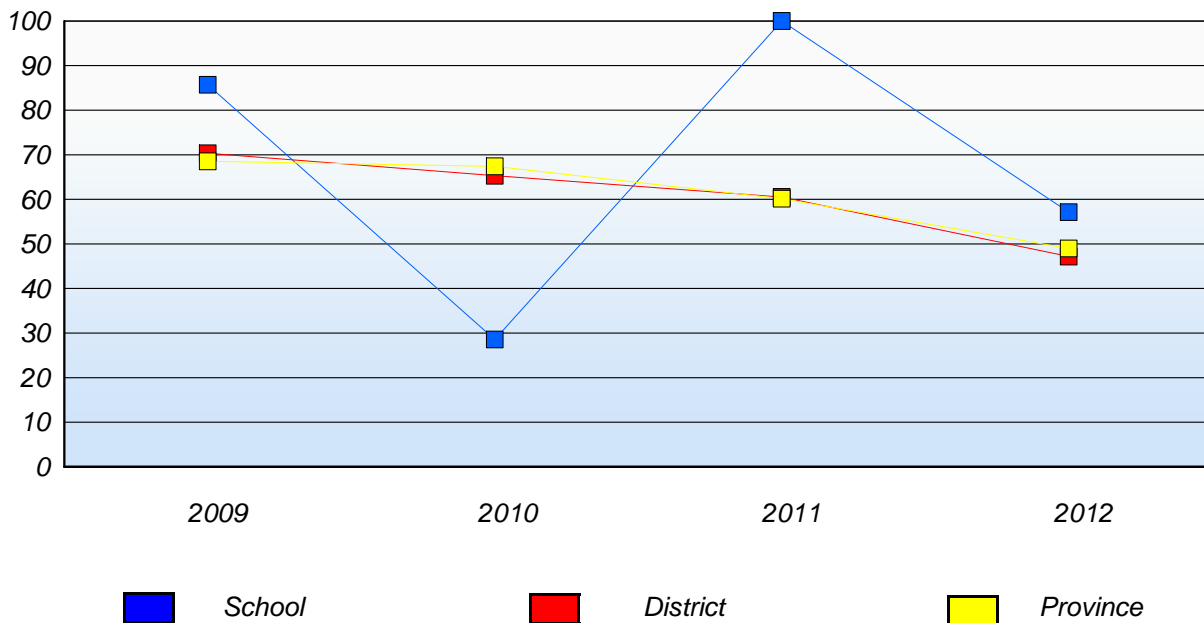
District 2 - Western

School #: 040 St. Mary's AG

Demand Writing
Percentage of students at level 3 or above (2009 - 2012)



Reading
Percentage of students at level 3 or above (2009 - 2012)



* In some cases, CRT numbers may exceed AGR numbers based on late enrolments. Pie chart is based on the number of students who wrote the CRT.

* Mushuau Innu Natuashish School and Sheshatshiu Innu School are excluded from district and provincial results.

* Reading score is composite of Non Fiction and Poet. Source: Division of Evaluation and Research, Department of Education

District 2 - Western

School #: 046 Bayside Academy

Demand Writing

School

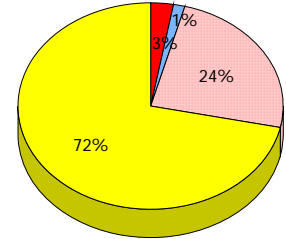
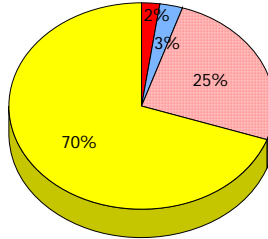
School data with 5 or fewer students withheld for reasons of confidentiality.

District

Province

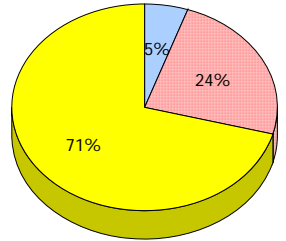
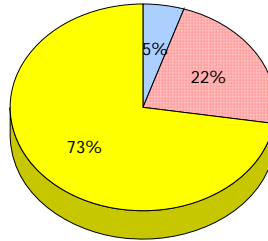
2012

Apr 30,
2012 (5)



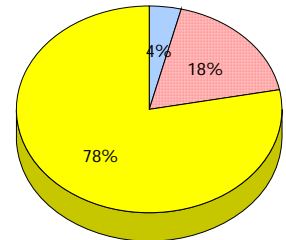
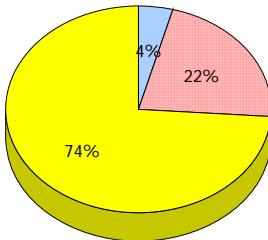
2011

AGR (4)



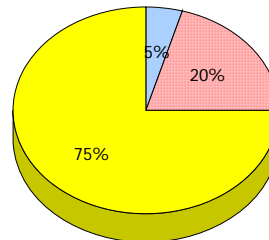
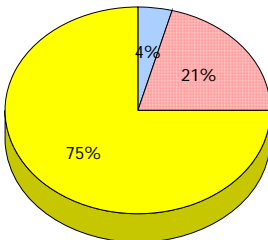
2010

AGR (4)



2009

AGR (3)



Exemption
 Unknown
 Not Yet Meeting (1 or 2)
 Meeting or Exceeding (3,4,5)

* In some cases, CRT numbers may exceed AGR numbers based on late enrolments. Pie chart is based on the number of students who wrote the CRT.

* Mushuau Innu Natuashish School and Sheshatshiu Innu School are excluded from district and provincial results.

* Reading score is composite of Non Fiction and Poet. Source: Division of Evaluation and Research, Department of Education

District 2 - Western

School #: 046 Bayside Academy

Reading

School

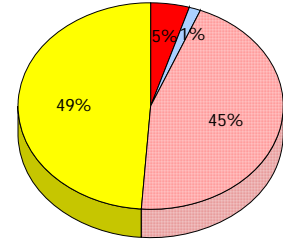
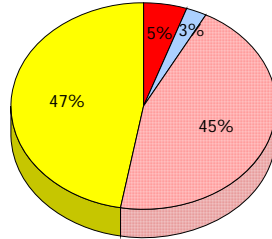
District

Province

*School data with 5 or fewer students
withheld for reasons of confidentiality.*

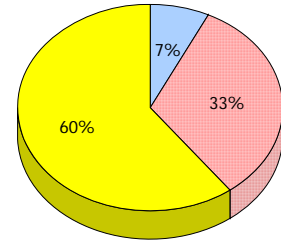
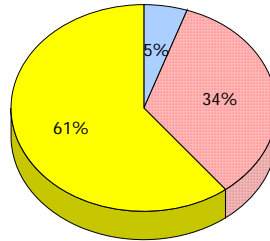
2012

Apr 30,
2012 (5)



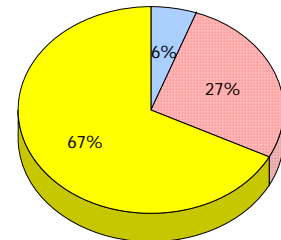
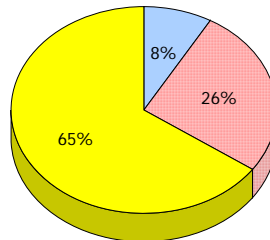
2011

AGR (4)



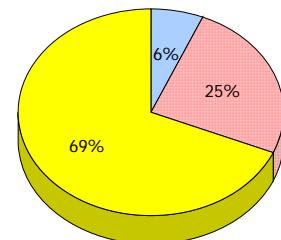
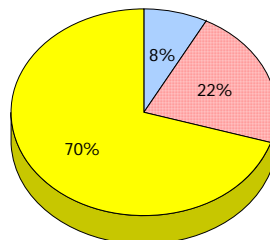
2010

AGR (4)



2009

AGR (3)



■ Exemption
 ■ Unknown
 ■ Not Yet Meeting (1 or 2)
 ■ Meeting or Exceeding (3,4,5)

* In some cases, CRT numbers may exceed AGR numbers based on late enrolments. Pie chart is based on the number of students who wrote the CRT.

* Mushuau Innu Natuashish School and Sheshatshiu Innu School are excluded from district and provincial results.

* Reading score is composite of Non Fiction and Poet. Source: Division of Evaluation and Research, Department of Education

District 2 - Western

School #: 046 Bayside Academy

Demand Writing

Percentage of students at level 3 or above (2009 - 2012)

School data with 5 or fewer students withheld for reasons of confidentiality.



Reading

Percentage of students at level 3 or above (2009 - 2012)

School data with 5 or fewer students withheld for reasons of confidentiality.



* In some cases, CRT numbers may exceed AGR numbers based on late enrolments. Pie chart is based on the number of students who wrote the CRT.

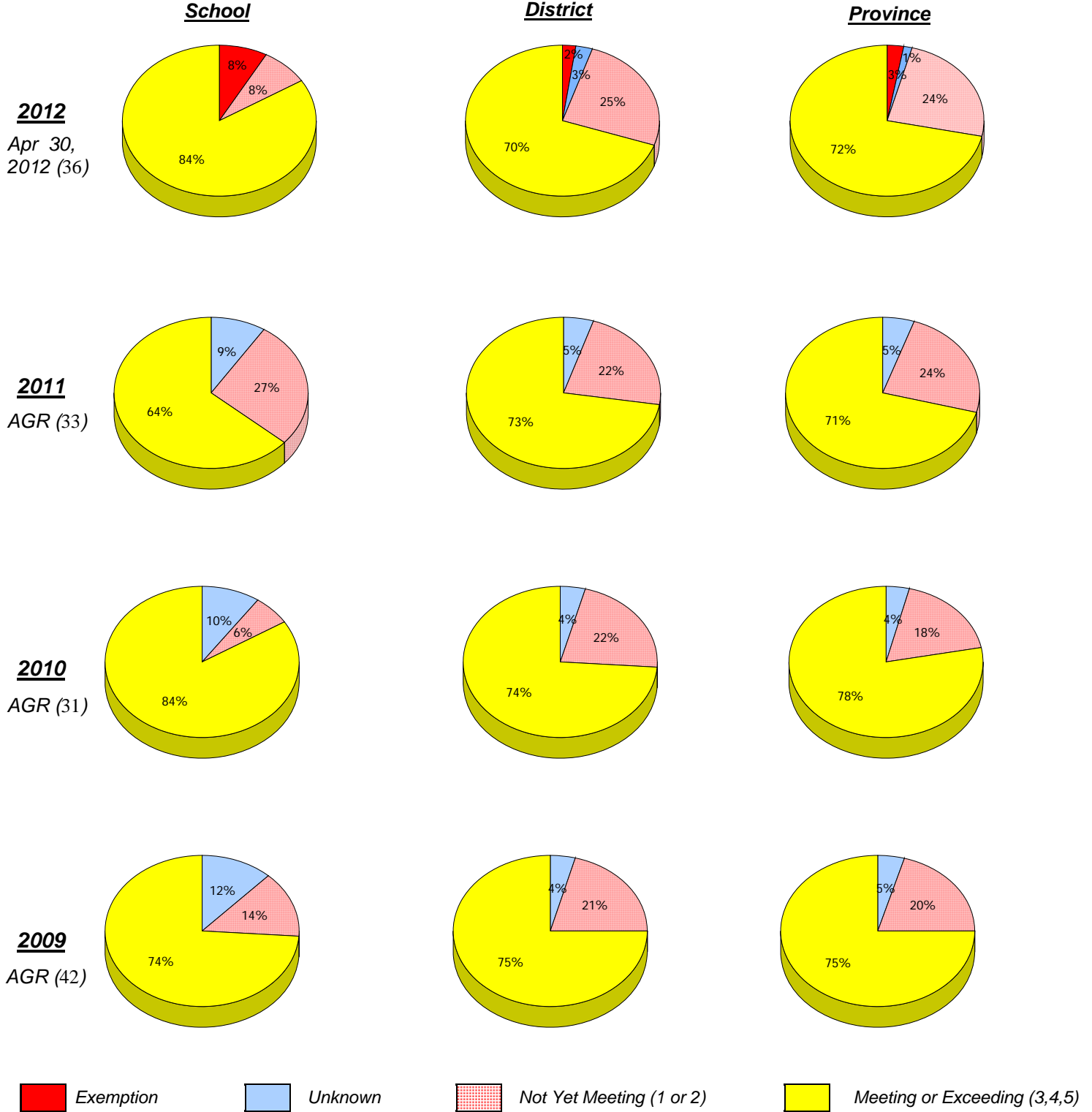
* Mushuau Innu Natuashish School and Sheshatshiu Innu School are excluded from district and provincial results.

* Reading score is composite of Non Fiction and Poet. Source: Division of Evaluation and Research, Department of Education

District 2 - Western

School #: 053 St. Anthony Elementary

Demand Writing



* In some cases, CRT numbers may exceed AGR numbers based on late enrolments. Pie chart is based on the number of students who wrote the CRT.

* Mushuau Innu Natuashish School and Sheshatshiu Innu School are excluded from district and provincial results.

* Reading score is composite of Non Fiction and Poet. Source: Division of Evaluation and Research, Department of Education

District 2 - Western

School #: 053 St. Anthony Elementary

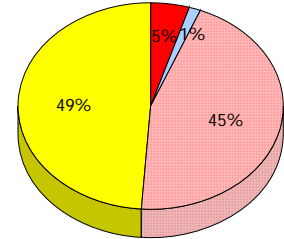
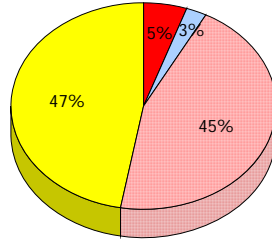
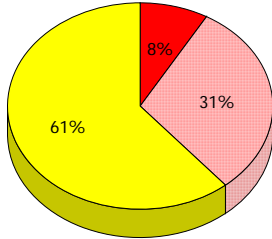
Reading

School

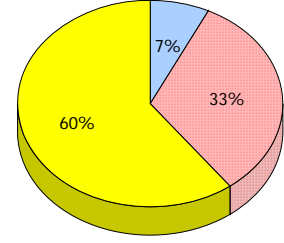
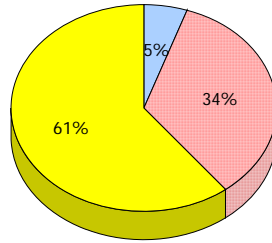
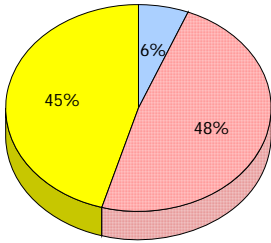
District

Province

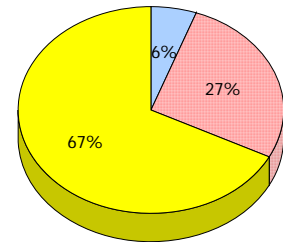
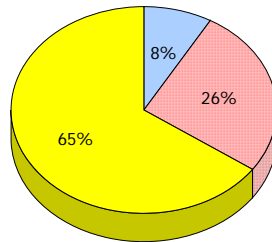
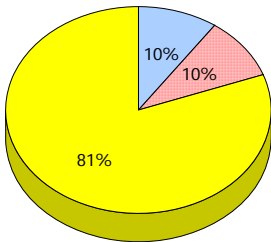
2012
Apr 30,
2012 (36)



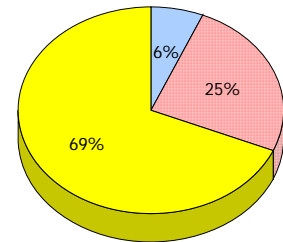
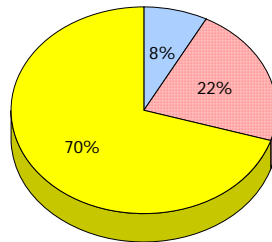
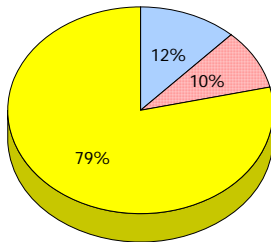
2011
AGR (33)



2010
AGR (31)



2009
AGR (42)



Exemption
 Unknown
 Not Yet Meeting (1 or 2)
 Meeting or Exceeding (3,4,5)

* In some cases, CRT numbers may exceed AGR numbers based on late enrolments. Pie chart is based on the number of students who wrote the CRT.

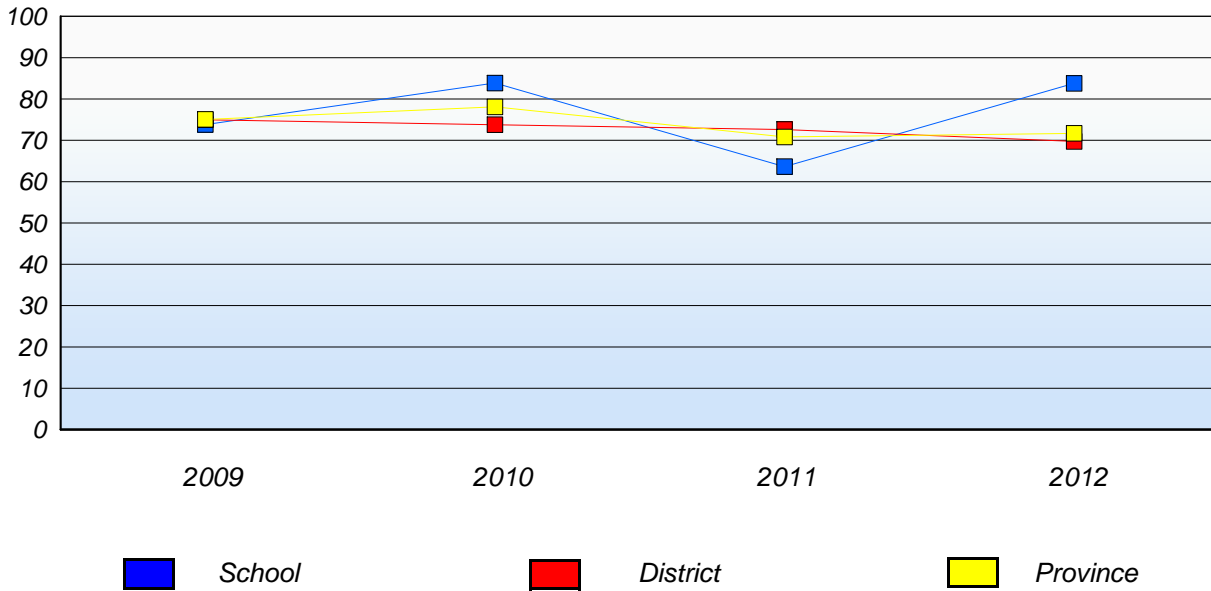
* Mushuau Innu Natuashish School and Sheshatshiu Innu School are excluded from district and provincial results.

* Reading score is composite of Non Fiction and Poet. Source: Division of Evaluation and Research, Department of Education

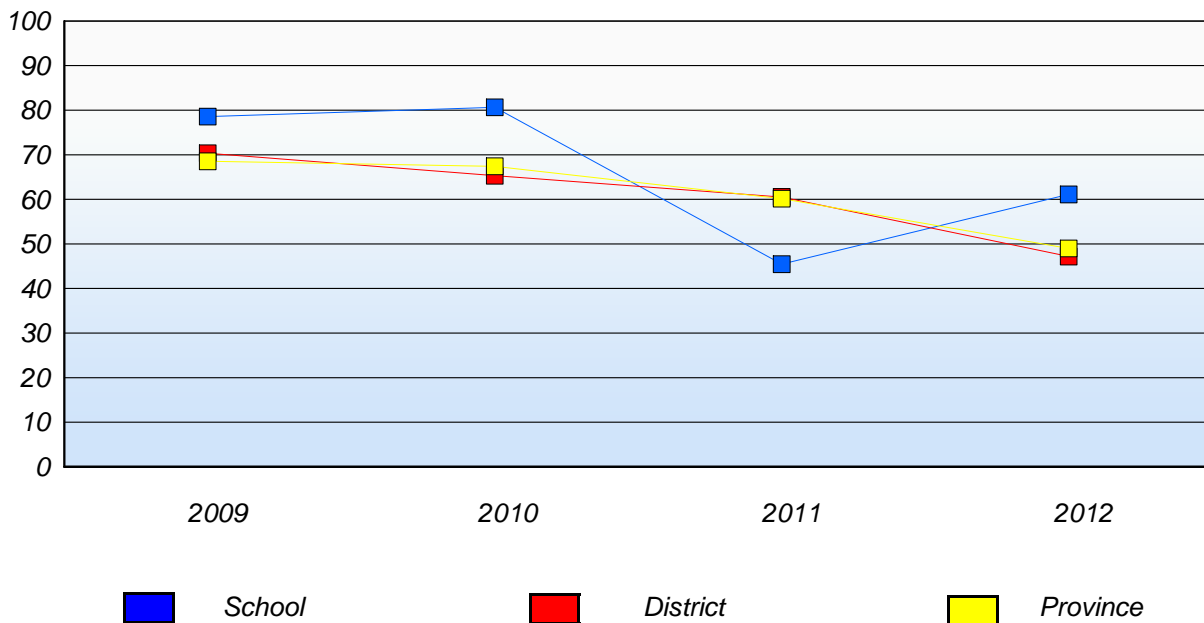
District 2 - Western

School #: 053 St. Anthony Elementary

Demand Writing
Percentage of students at level 3 or above (2009 - 2012)



Reading
Percentage of students at level 3 or above (2009 - 2012)



* In some cases, CRT numbers may exceed AGR numbers based on late enrolments. Pie chart is based on the number of students who wrote the CRT.

* Mushuau Innu Natuashish School and Sheshatshiu Innu School are excluded from district and provincial results.

* Reading score is composite of Non Fiction and Poet. Source: Division of Evaluation and Research, Department of Education

District 2 - Western

School #: 054 St. Lewis Academy

Demand Writing

School

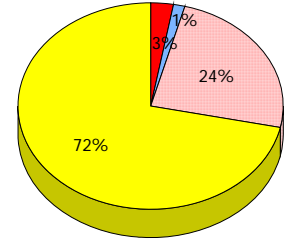
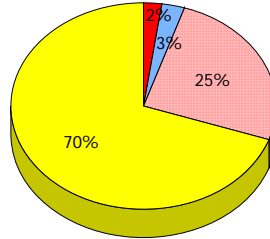
School data with 5 or fewer students withheld for reasons of confidentiality.

District

Province

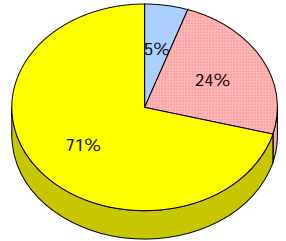
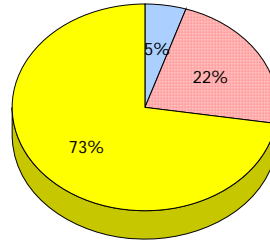
2012

Apr 30,
2012 (2)



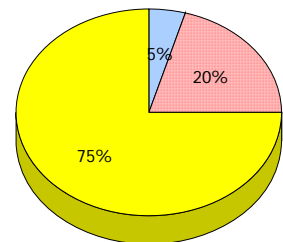
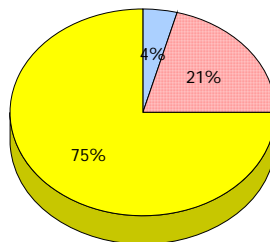
2011

AGR (3)



2010

AGR (0)



2009

AGR (3)

Exemption
 Unknown
 Not Yet Meeting (1 or 2)
 Meeting or Exceeding (3,4,5)

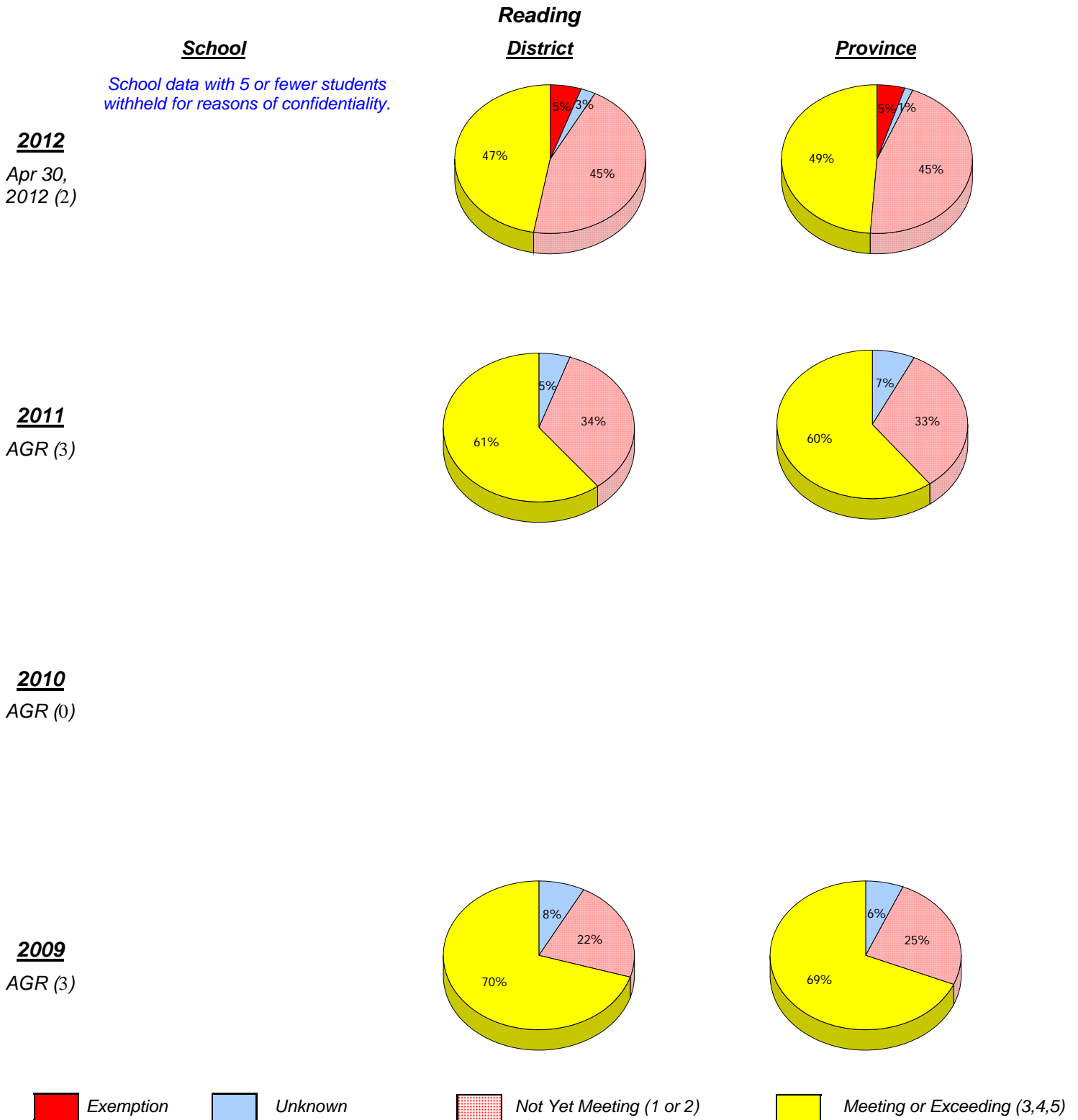
* In some cases, CRT numbers may exceed AGR numbers based on late enrolments. Pie chart is based on the number of students who wrote the CRT.

* Mushuau Innu Natuashish School and Sheshatshiu Innu School are excluded from district and provincial results.

* Reading score is composite of Non Fiction and Poet. Source: Division of Evaluation and Research, Department of Education

District 2 - Western

School #: 054 St. Lewis Academy



* In some cases, CRT numbers may exceed AGR numbers based on late enrolments. Pie chart is based on the number of students who wrote the CRT.

* Mushuau Innu Natuashish School and Sheshatshiu Innu School are excluded from district and provincial results.

* Reading score is composite of Non Fiction and Poet. Source: Division of Evaluation and Research, Department of Education

District 2 - Western

School #: 054 St. Lewis Academy

Demand Writing

Percentage of students at level 3 or above (2009 - 2012)

School data with 5 or fewer students withheld for reasons of confidentiality.



Reading

Percentage of students at level 3 or above (2009 - 2012)

School data with 5 or fewer students withheld for reasons of confidentiality.



* In some cases, CRT numbers may exceed AGR numbers based on late enrolments. Pie chart is based on the number of students who wrote the CRT.

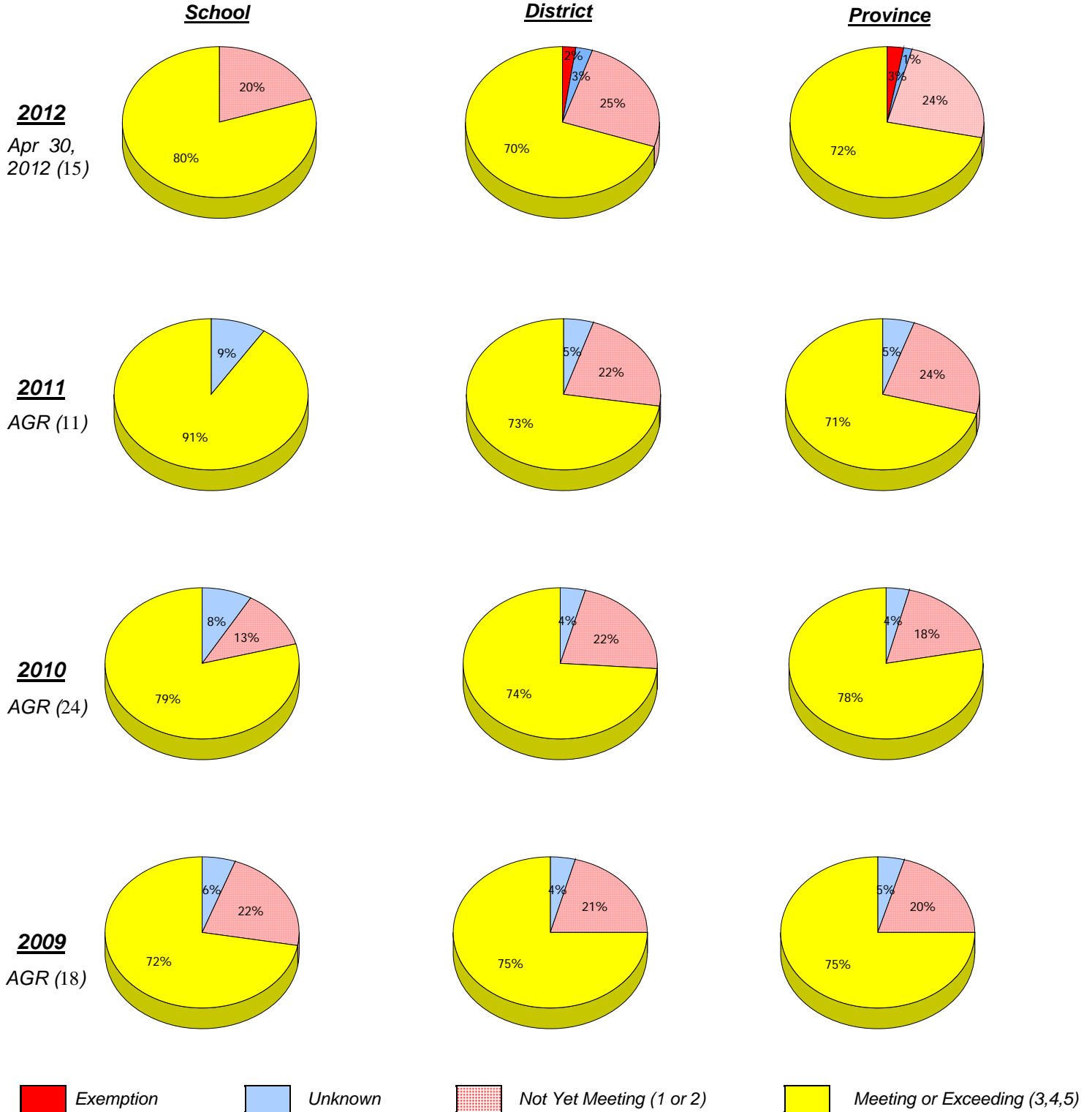
* Mushuau Innu Natuashish School and Sheshatshiu Innu School are excluded from district and provincial results.

* Reading score is composite of Non Fiction and Poet. Source: Division of Evaluation and Research, Department of Education

District 2 - Western

School #: 057 St. Peter's Academy

Demand Writing



* In some cases, CRT numbers may exceed AGR numbers based on late enrolments. Pie chart is based on the number of students who wrote the CRT.

* Mushuau Innu Natuashish School and Sheshatshiu Innu School are excluded from district and provincial results.

* Reading score is composite of Non Fiction and Poet. Source: Division of Evaluation and Research, Department of Education

District 2 - Western

School #: 057 St. Peter's Academy

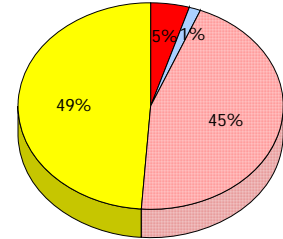
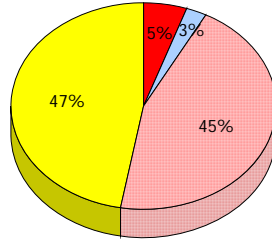
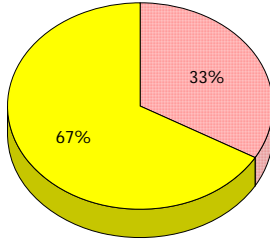
Reading

School

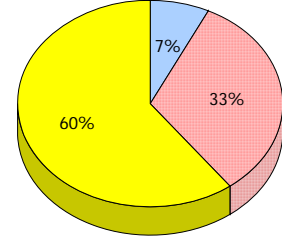
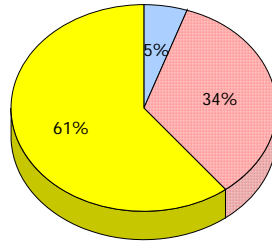
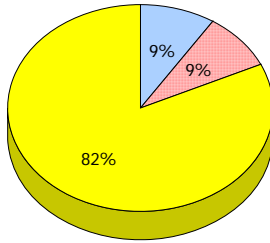
District

Province

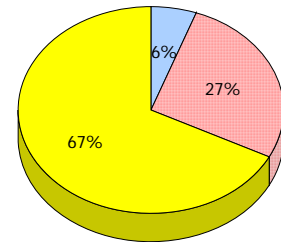
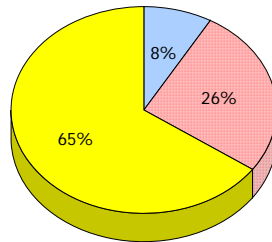
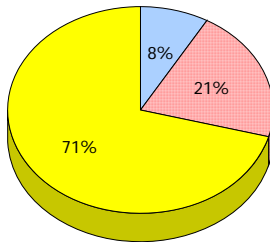
2012
Apr 30,
2012 (15)



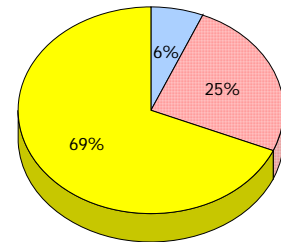
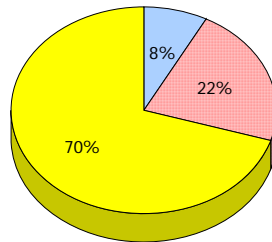
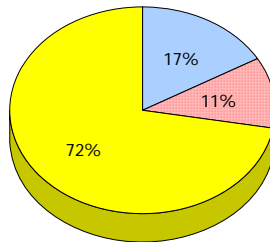
2011
AGR (11)



2010
AGR (24)



2009
AGR (18)



■ Exemption
 ■ Unknown
 ■ Not Yet Meeting (1 or 2)
 ■ Meeting or Exceeding (3,4,5)

* In some cases, CRT numbers may exceed AGR numbers based on late enrolments. Pie chart is based on the number of students who wrote the CRT.

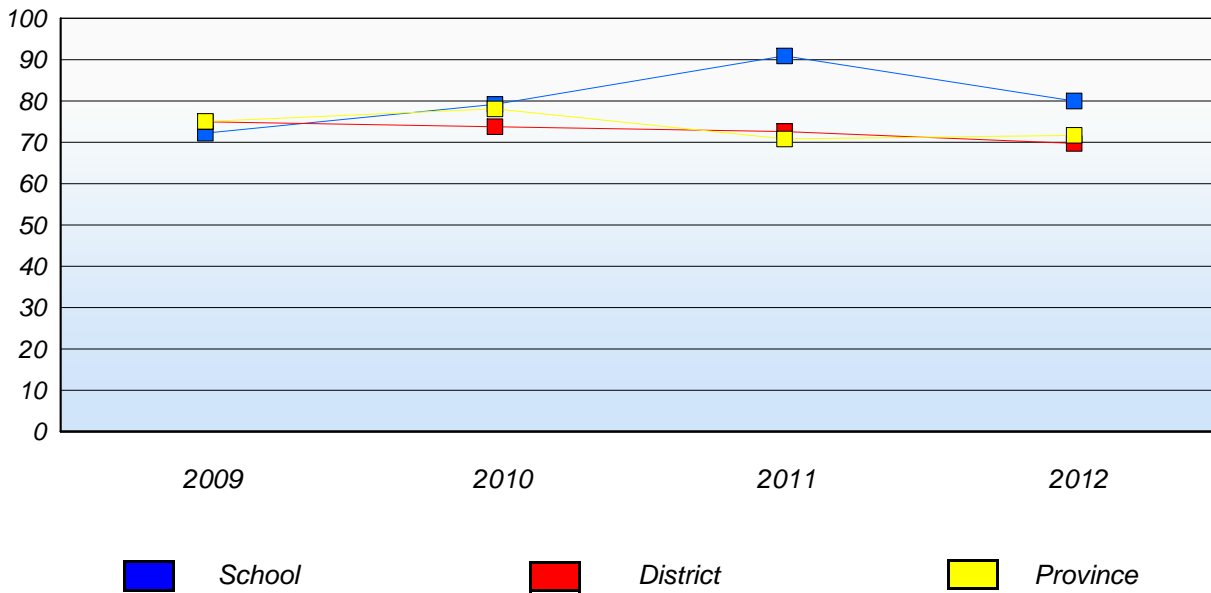
* Mushuau Innu Natuashish School and Sheshatshiu Innu School are excluded from district and provincial results.

* Reading score is composite of Non Fiction and Poet. Source: Division of Evaluation and Research, Department of Education

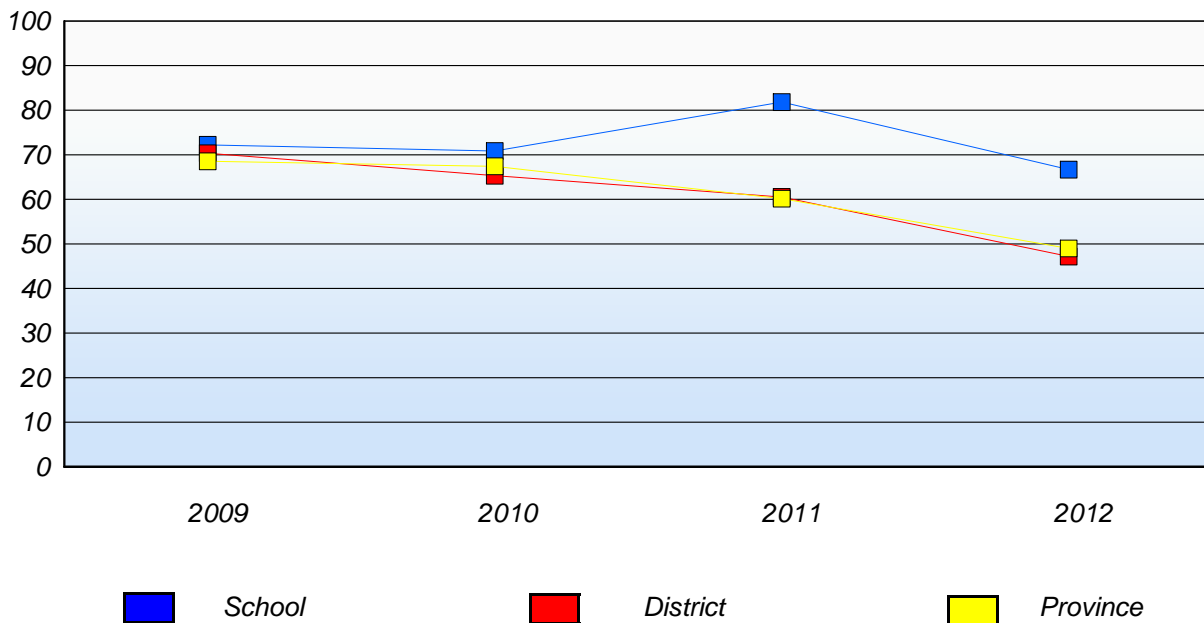
District 2 - Western

School #: 057 St. Peter's Academy

Demand Writing
Percentage of students at level 3 or above (2009 - 2012)



Reading
Percentage of students at level 3 or above (2009 - 2012)



* In some cases, CRT numbers may exceed AGR numbers based on late enrolments. Pie chart is based on the number of students who wrote the CRT.

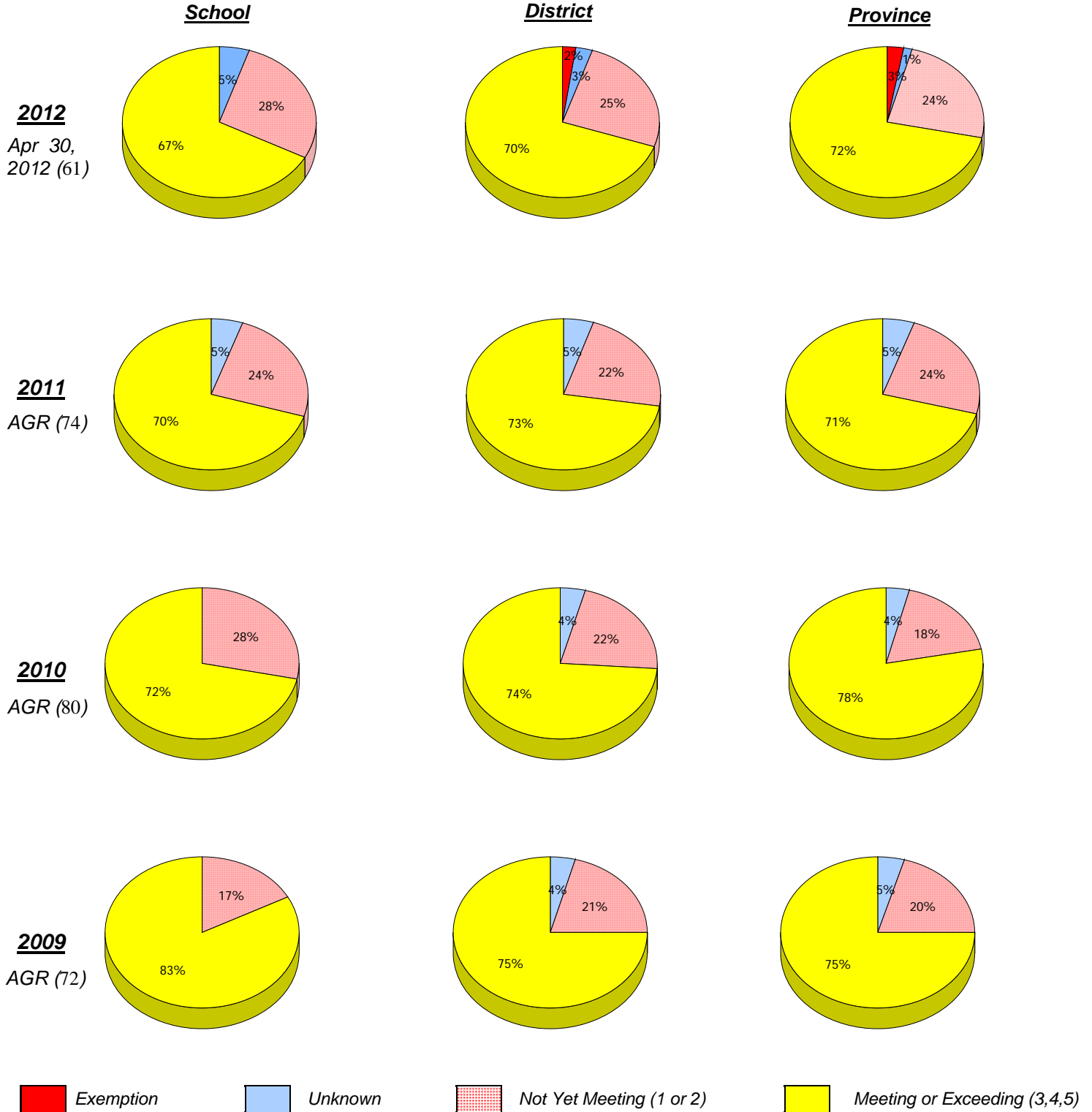
* Mushuau Innu Natuashish School and Sheshatshiu Innu School are excluded from district and provincial results.

* Reading score is composite of Non Fiction and Poet. Source: Division of Evaluation and Research, Department of Education

District 2 - Western

School #: 060 C.C. Loughlin Elementary

Demand Writing



* In some cases, CRT numbers may exceed AGR numbers based on late enrolments. Pie chart is based on the number of students who wrote the CRT.

* Mushuau Innu Natuashish School and Sheshatshiu Innu School are excluded from district and provincial results.

* Reading score is composite of Non Fiction and Poet. Source: Division of Evaluation and Research, Department of Education

District 2 - Western

School #: 060 C.C. Loughlin Elementary

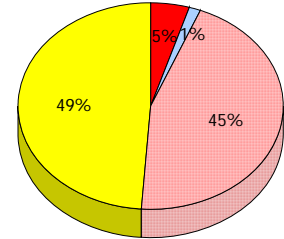
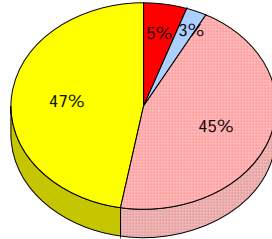
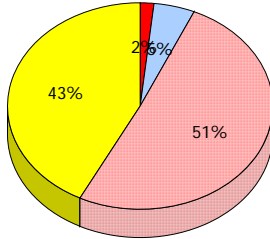
Reading

School

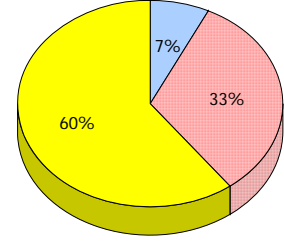
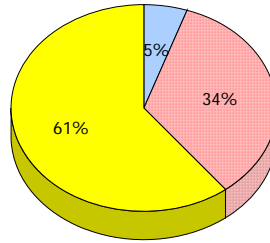
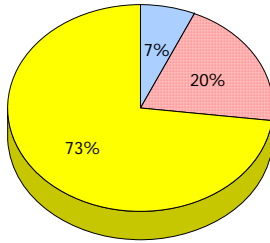
District

Province

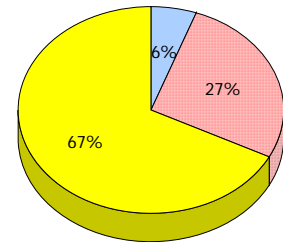
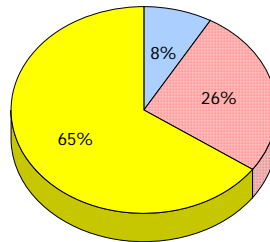
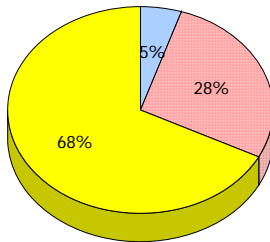
2012
Apr 30,
2012 (61)



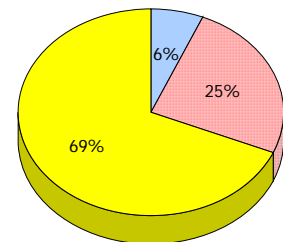
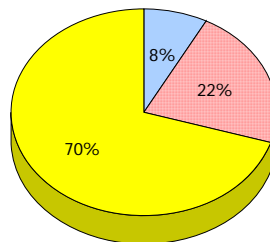
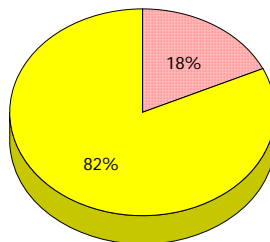
2011
AGR (74)



2010
AGR (80)



2009
AGR (72)



■ Exemption
 ■ Unknown
 ■ Not Yet Meeting (1 or 2)
 ■ Meeting or Exceeding (3,4,5)

* In some cases, CRT numbers may exceed AGR numbers based on late enrolments. Pie chart is based on the number of students who wrote the CRT.

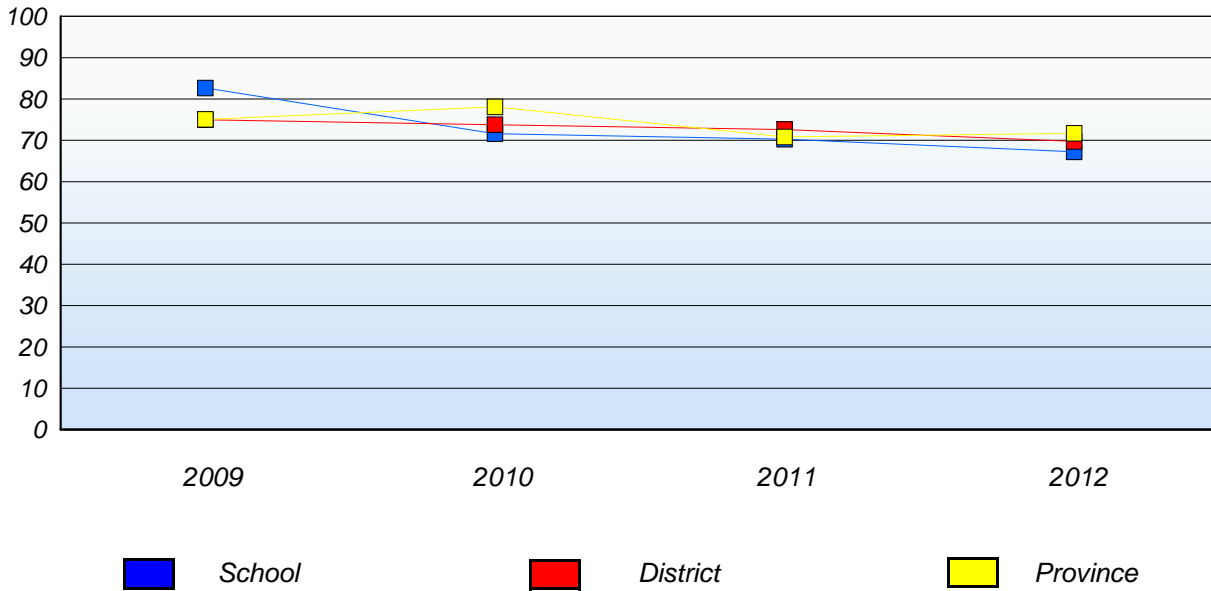
* Mushuau Innu Natuashish School and Sheshatshiu Innu School are excluded from district and provincial results.

* Reading score is composite of Non Fiction and Poet. Source: Division of Evaluation and Research, Department of Education

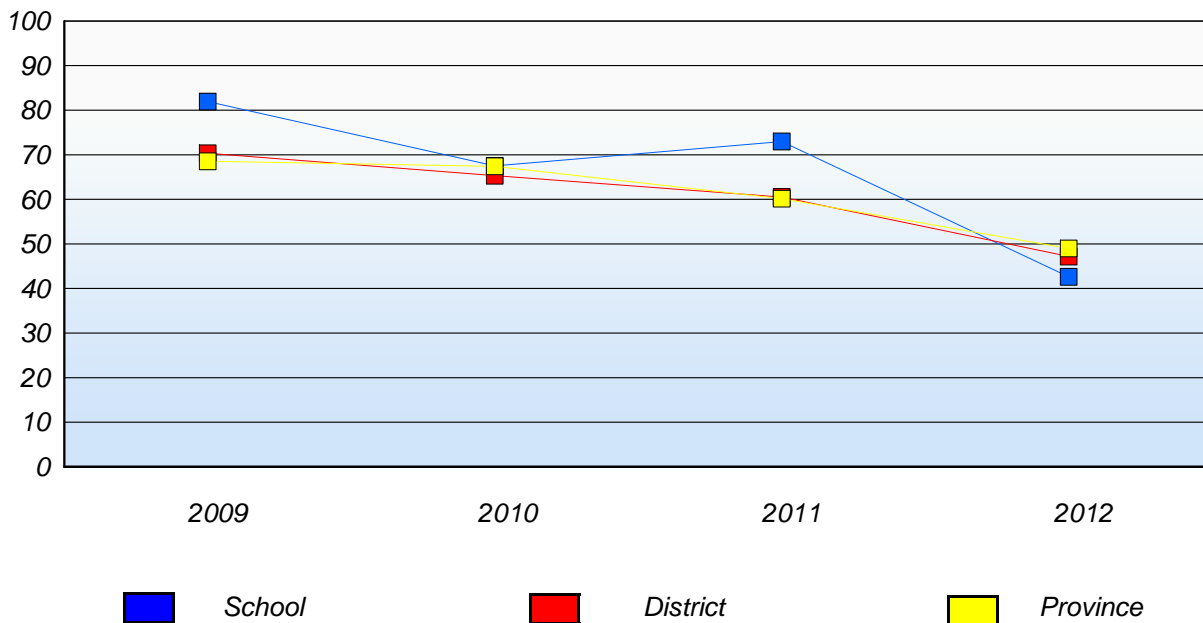
District 2 - Western

School #: 060 C.C. Loughlin Elementary

Demand Writing
Percentage of students at level 3 or above (2009 - 2012)



Reading
Percentage of students at level 3 or above (2009 - 2012)



* In some cases, CRT numbers may exceed AGR numbers based on late enrolments. Pie chart is based on the number of students who wrote the CRT.

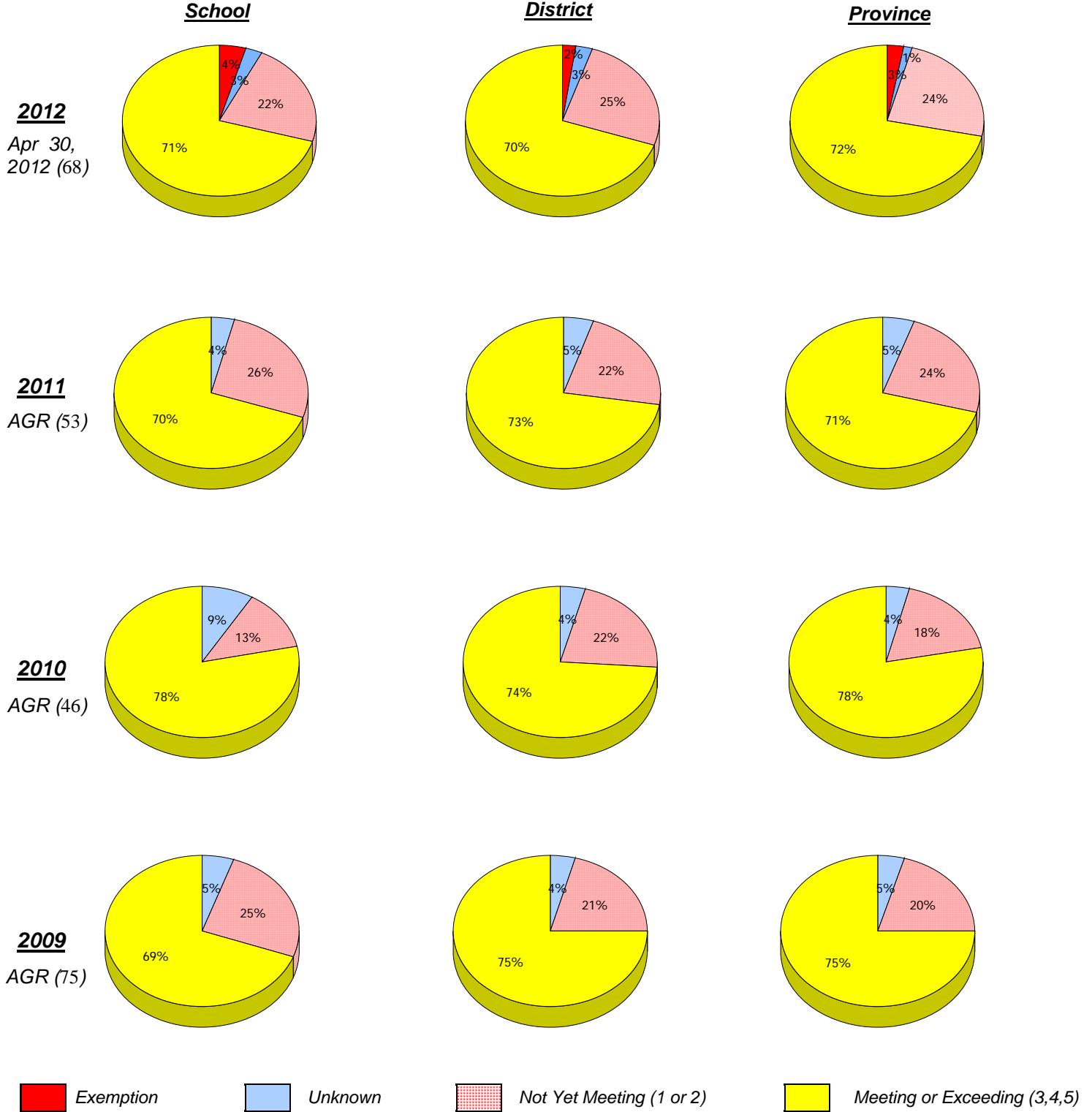
* Mushuau Innu Natuashish School and Sheshatshiu Innu School are excluded from district and provincial results.

* Reading score is composite of Non Fiction and Poet. Source: Division of Evaluation and Research, Department of Education

District 2 - Western

School #: 065 Humber Elementary

Demand Writing



* In some cases, CRT numbers may exceed AGR numbers based on late enrolments. Pie chart is based on the number of students who wrote the CRT.

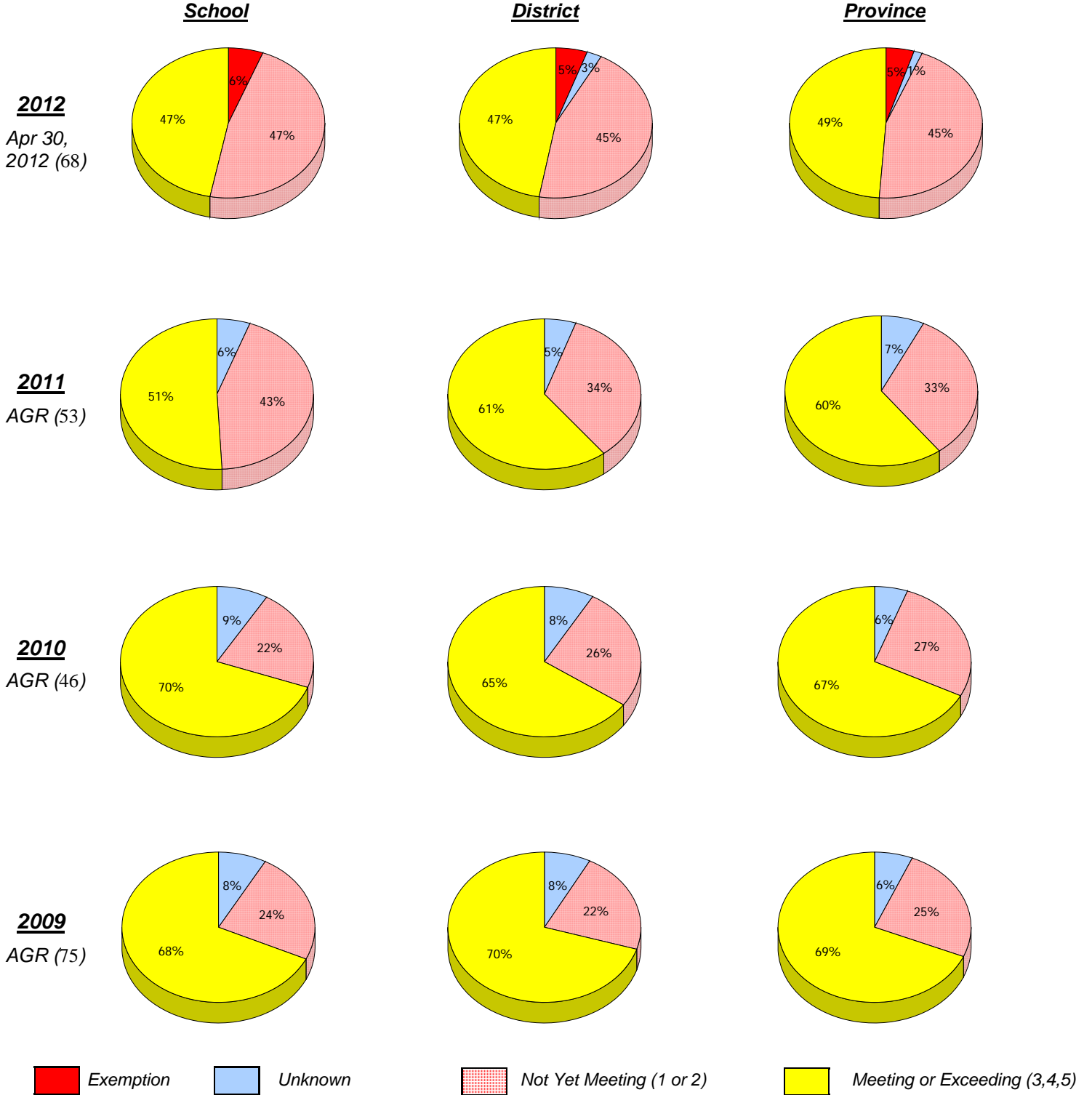
* Mushuau Innu Natuashish School and Sheshatshiu Innu School are excluded from district and provincial results.

* Reading score is composite of Non Fiction and Poet. Source: Division of Evaluation and Research, Department of Education

District 2 - Western

School #: 065 Humber Elementary

Reading



* In some cases, CRT numbers may exceed AGR numbers based on late enrolments. Pie chart is based on the number of students who wrote the CRT.

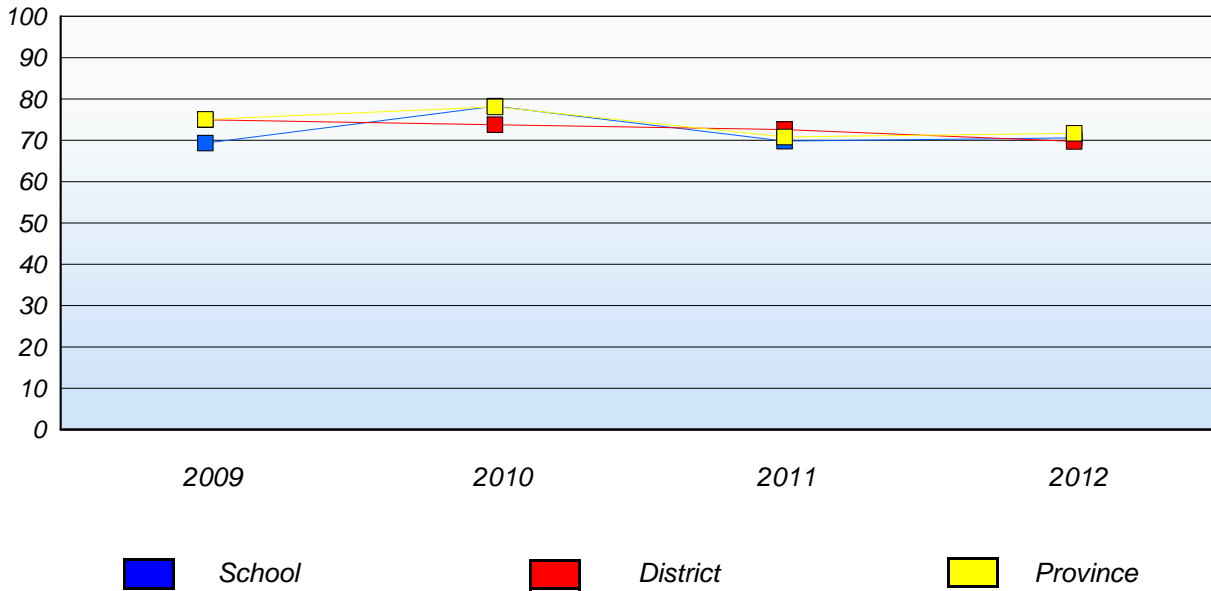
* Mushuau Innu Natuashish School and Sheshatshiu Innu School are excluded from district and provincial results.

* Reading score is composite of Non Fiction and Poet. Source: Division of Evaluation and Research, Department of Education

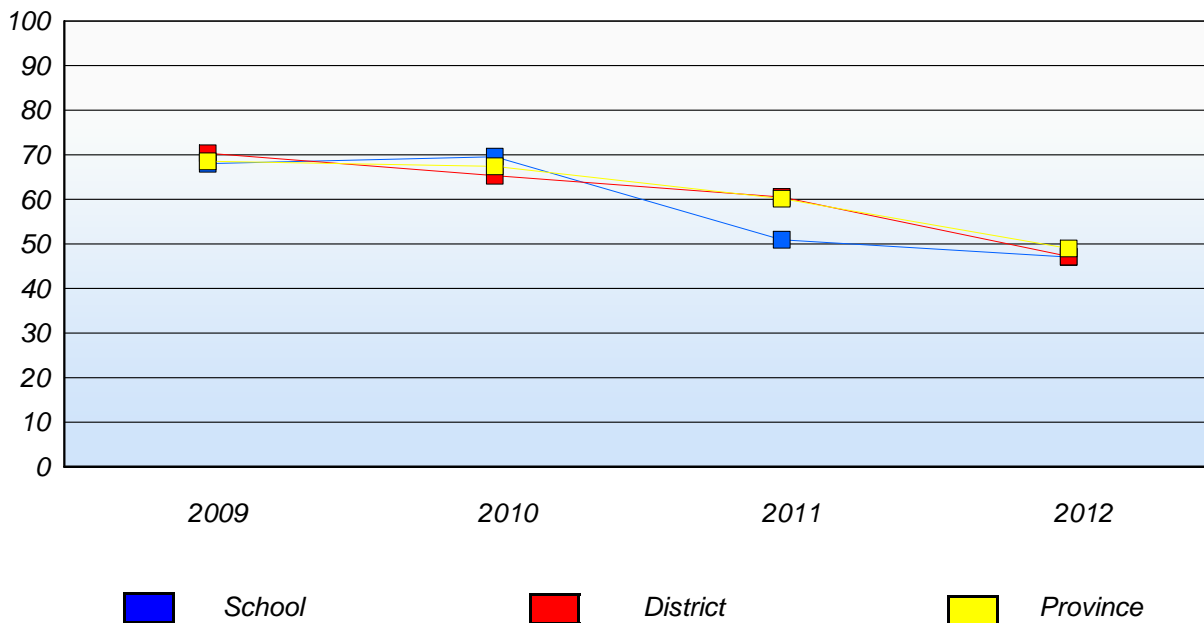
District 2 - Western

School #: 065 Humber Elementary

Demand Writing
Percentage of students at level 3 or above (2009 - 2012)



Reading
Percentage of students at level 3 or above (2009 - 2012)



* In some cases, CRT numbers may exceed AGR numbers based on late enrolments. Pie chart is based on the number of students who wrote the CRT.

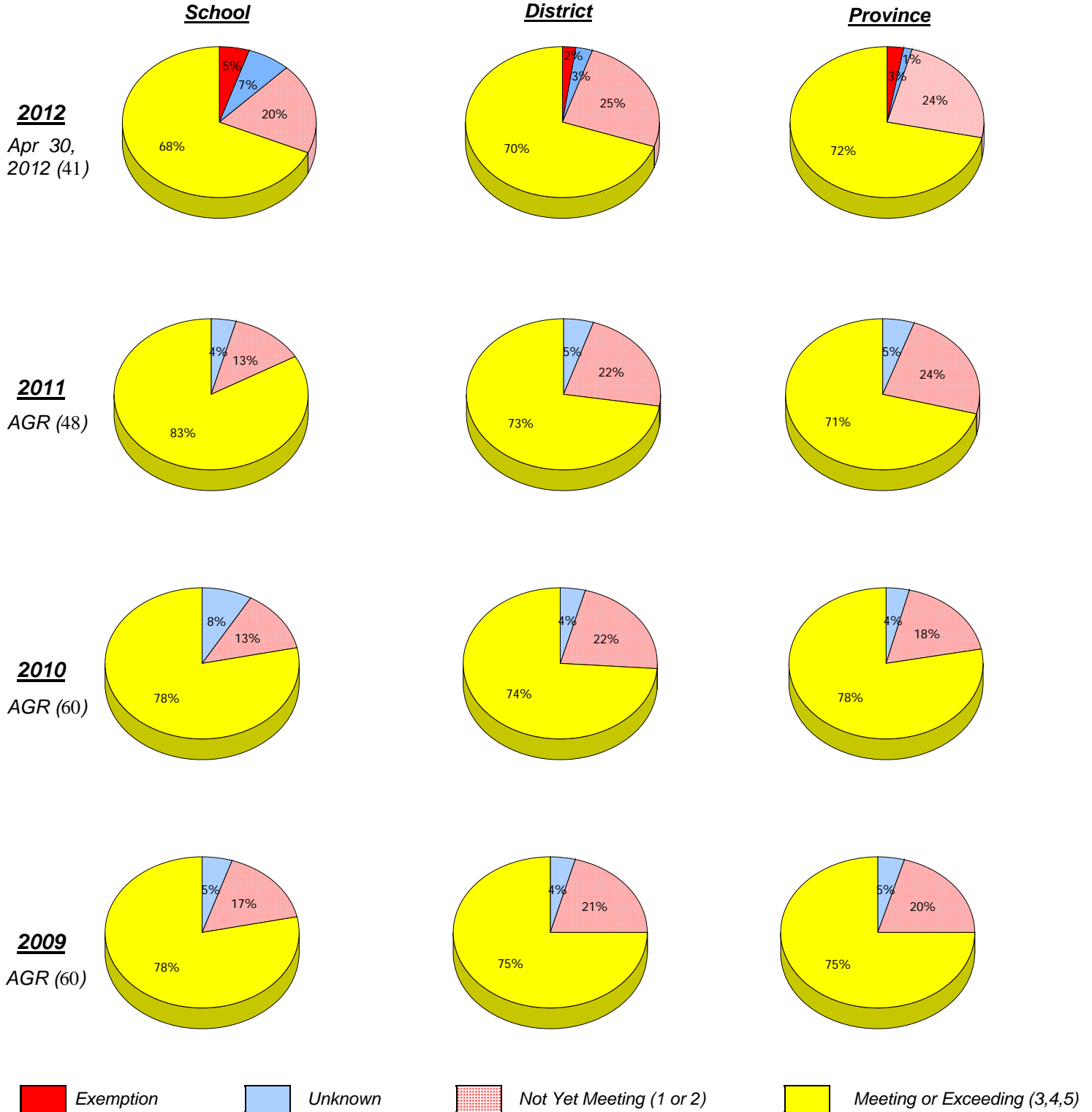
* Mushuau Innu Natuashish School and Sheshatshiu Innu School are excluded from district and provincial results.

* Reading score is composite of Non Fiction and Poet. Source: Division of Evaluation and Research, Department of Education

District 2 - Western

School #: 066 J.J. Curling Elementary

Demand Writing



* In some cases, CRT numbers may exceed AGR numbers based on late enrolments. Pie chart is based on the number of students who wrote the CRT.

* Mushuau Innu Natuashish School and Sheshatshiu Innu School are excluded from district and provincial results.

* Reading score is composite of Non Fiction and Poet. Source: Division of Evaluation and Research, Department of Education

District 2 - Western

School #: 066 J.J. Curling Elementary

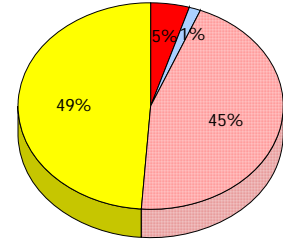
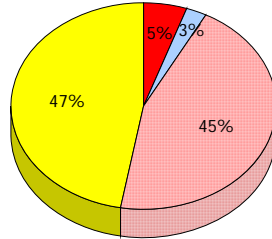
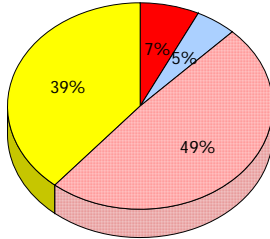
Reading

School

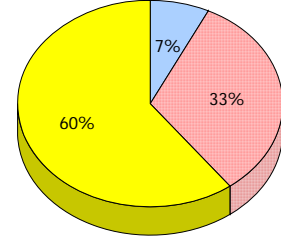
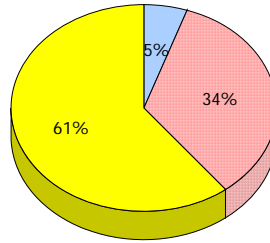
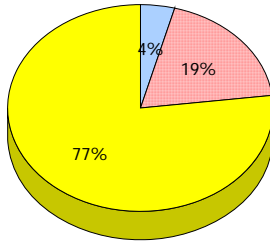
District

Province

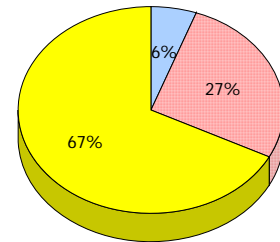
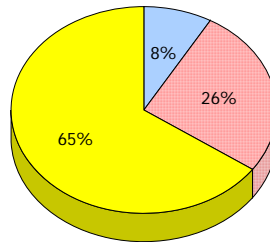
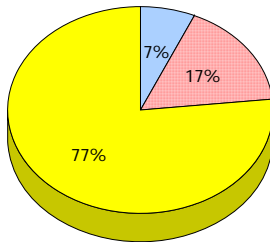
2012
Apr 30,
2012 (41)



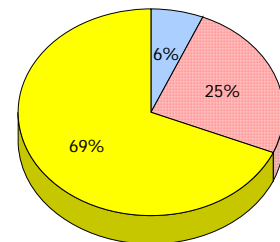
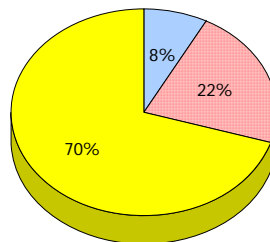
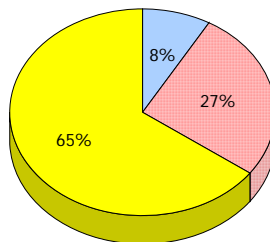
2011
AGR (48)



2010
AGR (60)



2009
AGR (60)



■ Exemption
 ■ Unknown
 ■ Not Yet Meeting (1 or 2)
 ■ Meeting or Exceeding (3,4,5)

* In some cases, CRT numbers may exceed AGR numbers based on late enrolments. Pie chart is based on the number of students who wrote the CRT.

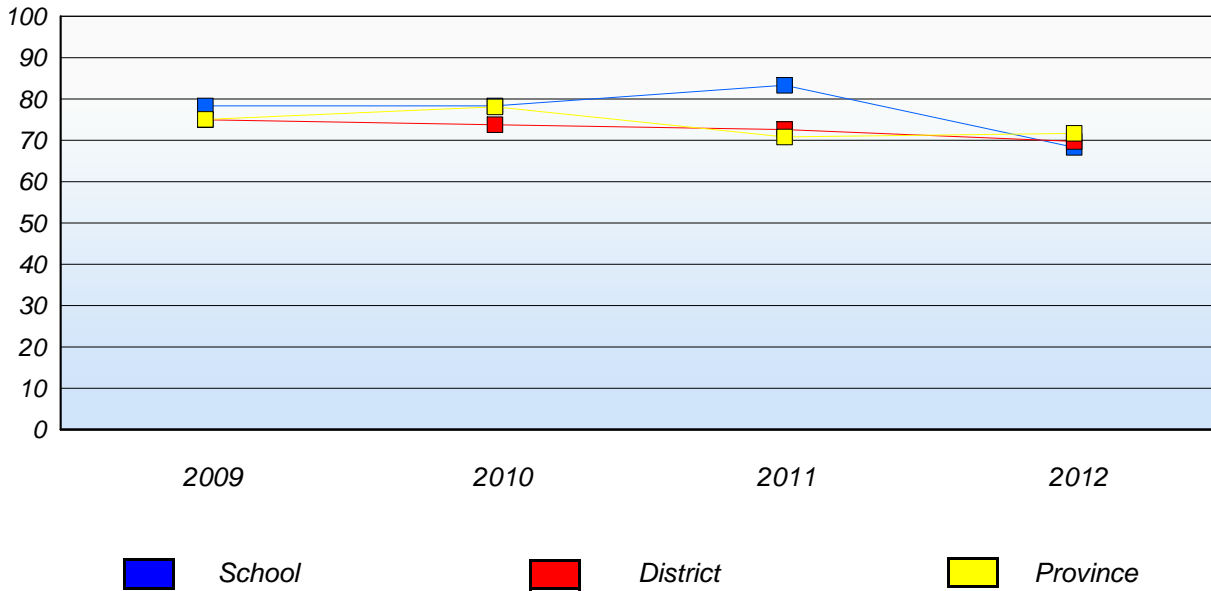
* Mushuau Innu Natuashish School and Sheshatshiu Innu School are excluded from district and provincial results.

* Reading score is composite of Non Fiction and Poet. Source: Division of Evaluation and Research, Department of Education

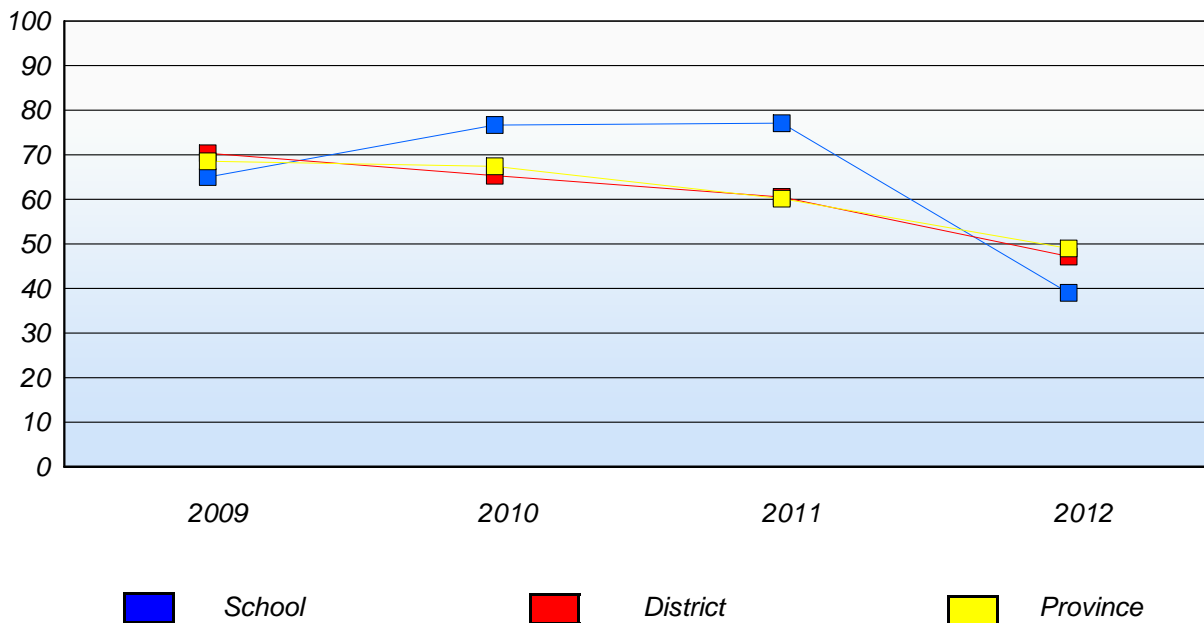
District 2 - Western

School #: 066 J.J. Curling Elementary

Demand Writing
Percentage of students at level 3 or above (2009 - 2012)



Reading
Percentage of students at level 3 or above (2009 - 2012)



* In some cases, CRT numbers may exceed AGR numbers based on late enrolments. Pie chart is based on the number of students who wrote the CRT.

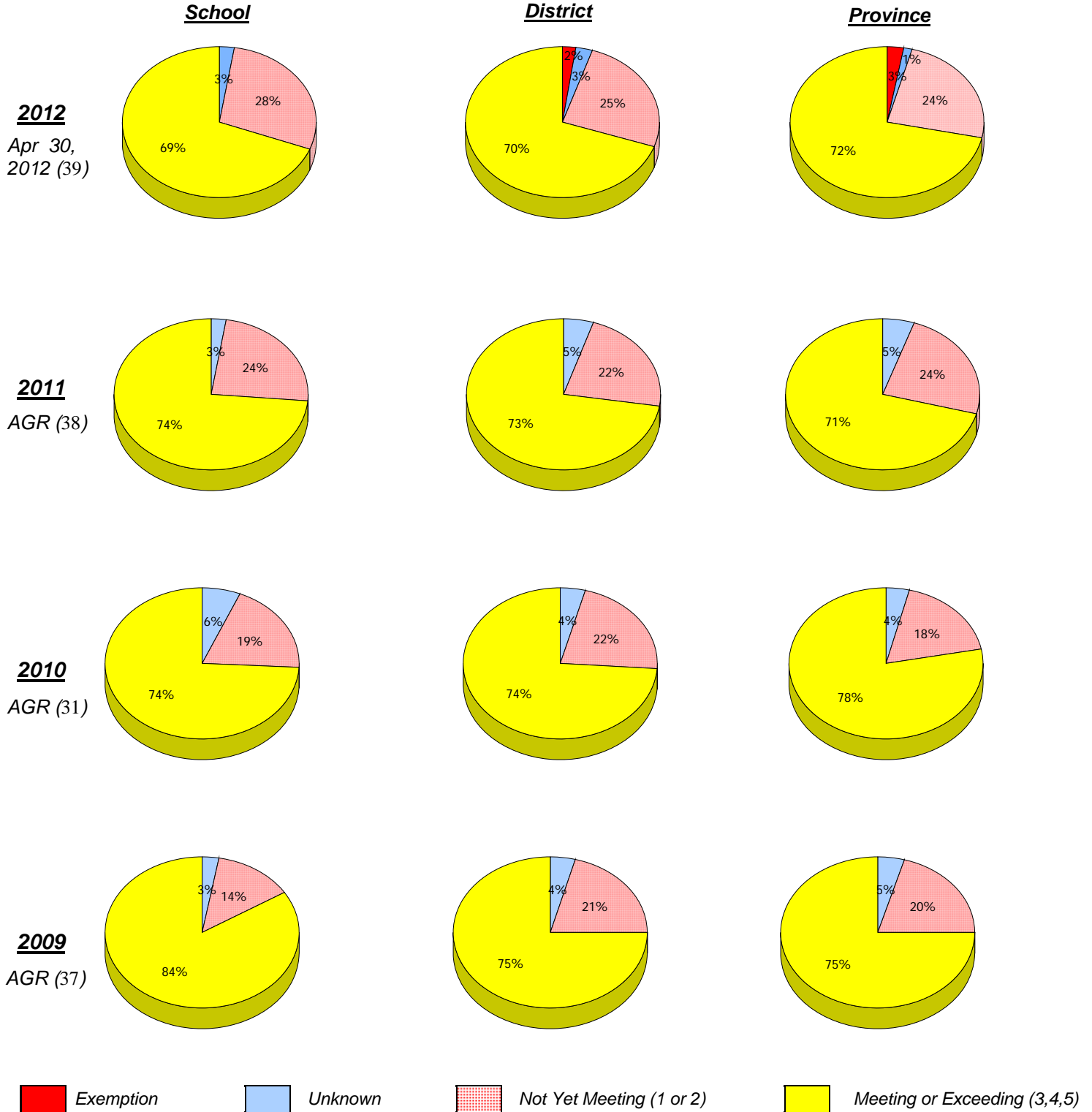
* Mushuau Innu Natuashish School and Sheshatshiu Innu School are excluded from district and provincial results.

* Reading score is composite of Non Fiction and Poet. Source: Division of Evaluation and Research, Department of Education

District 2 - Western

School #: 069 Sacred Heart Elementary

Demand Writing



* In some cases, CRT numbers may exceed AGR numbers based on late enrolments. Pie chart is based on the number of students who wrote the CRT.

* Mushuau Innu Natuashish School and Sheshatshiu Innu School are excluded from district and provincial results.

* Reading score is composite of Non Fiction and Poet. Source: Division of Evaluation and Research, Department of Education

District 2 - Western

School #: 069 Sacred Heart Elementary

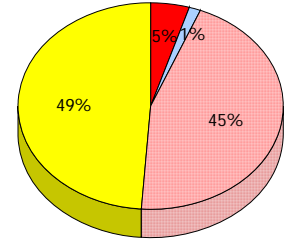
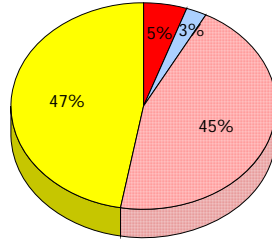
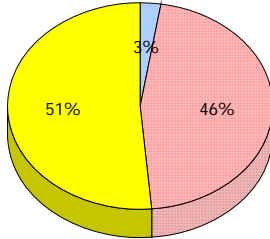
Reading

School

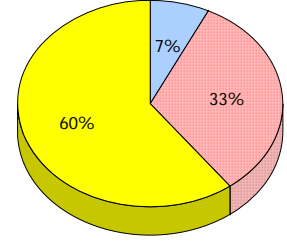
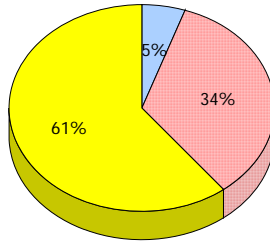
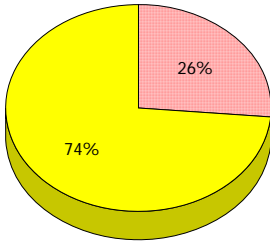
District

Province

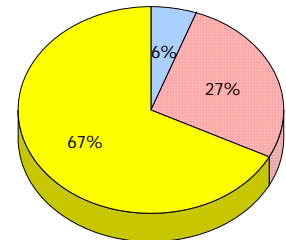
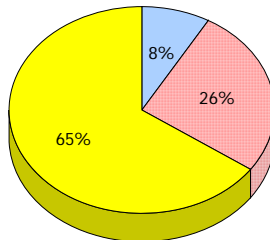
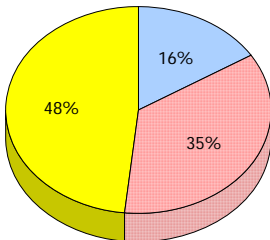
2012
Apr 30,
2012 (39)



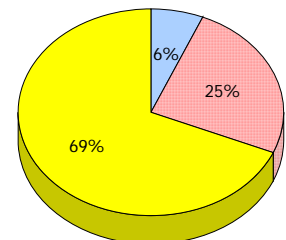
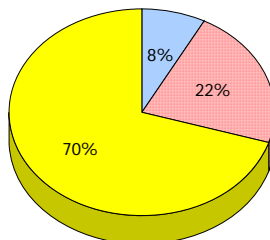
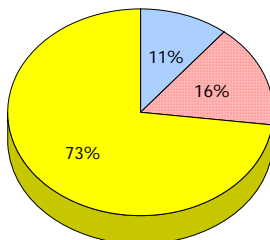
2011
AGR (38)



2010
AGR (31)



2009
AGR (37)



■ Exemption
 ■ Unknown
 ■ Not Yet Meeting (1 or 2)
 ■ Meeting or Exceeding (3,4,5)

* In some cases, CRT numbers may exceed AGR numbers based on late enrolments. Pie chart is based on the number of students who wrote the CRT.

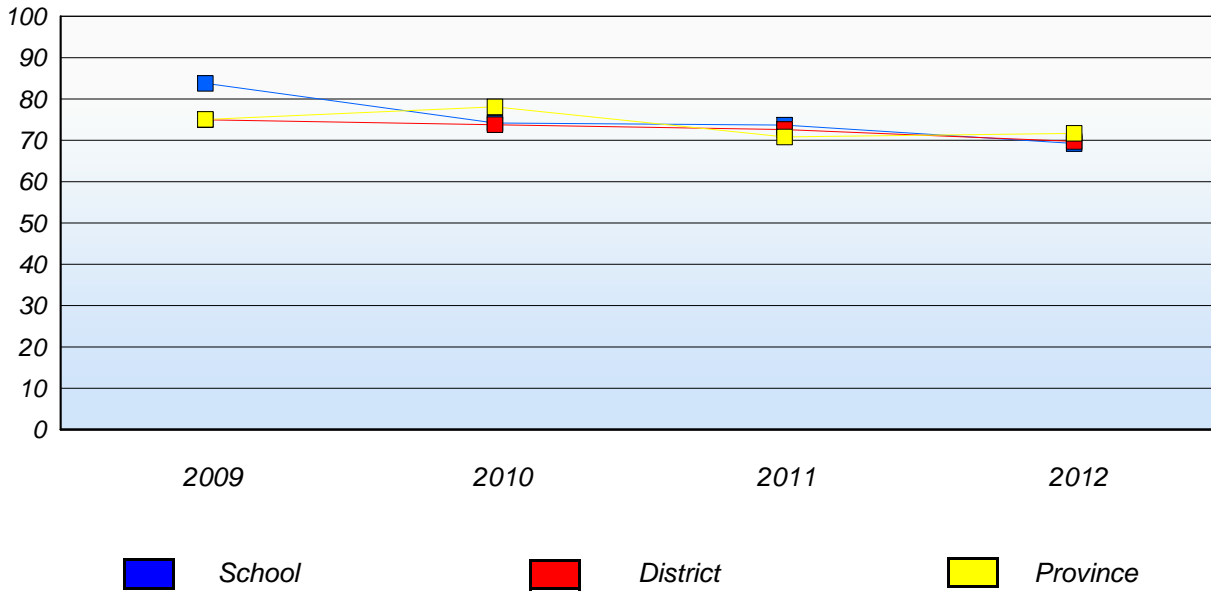
* Mushuau Innu Natuashish School and Sheshatshiu Innu School are excluded from district and provincial results.

* Reading score is composite of Non Fiction and Poet. Source: Division of Evaluation and Research, Department of Education

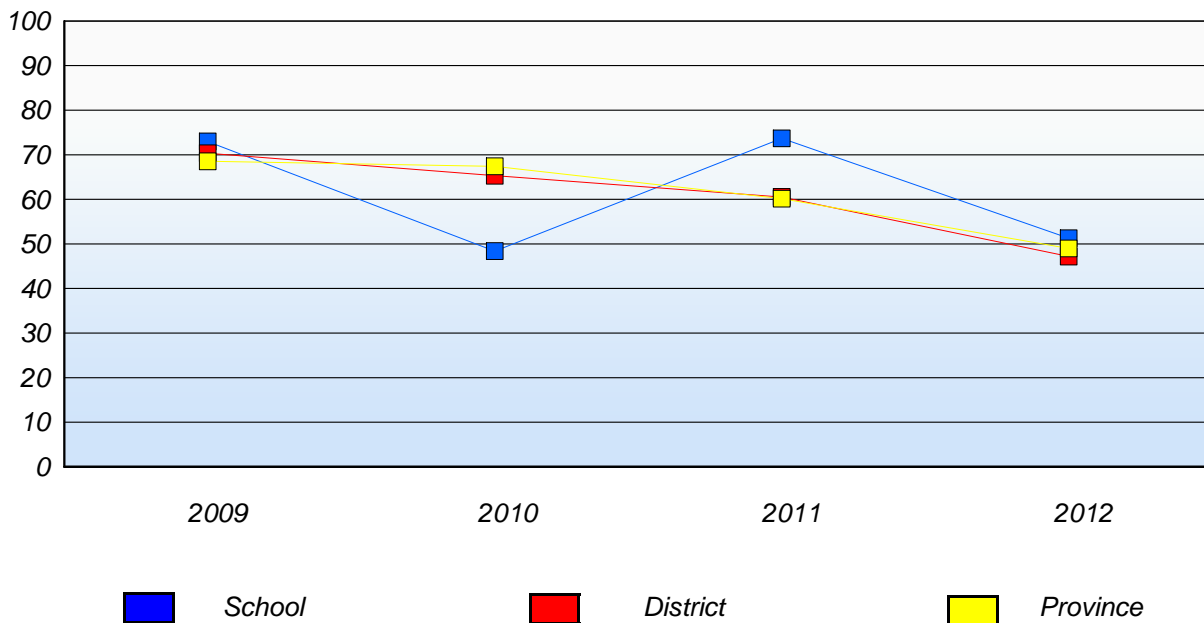
District 2 - Western

School #: 069 Sacred Heart Elementary

Demand Writing
Percentage of students at level 3 or above (2009 - 2012)



Reading
Percentage of students at level 3 or above (2009 - 2012)



* In some cases, CRT numbers may exceed AGR numbers based on late enrolments. Pie chart is based on the number of students who wrote the CRT.

* Mushuau Innu Natuashish School and Sheshatshiu Innu School are excluded from district and provincial results.

* Reading score is composite of Non Fiction and Poet. Source: Division of Evaluation and Research, Department of Education

District 2 - Western

School #: 070 St. Gerard's Elementary

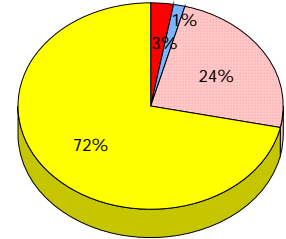
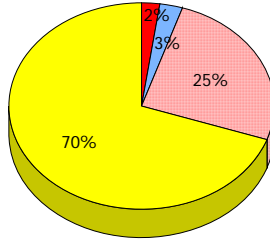
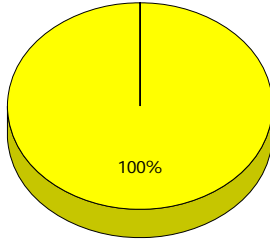
Demand Writing

School

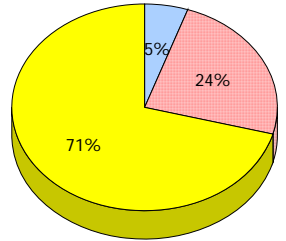
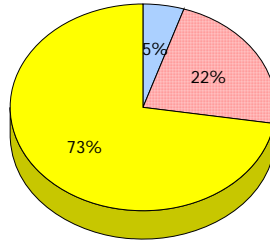
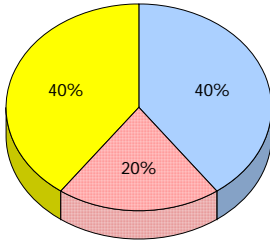
District

Province

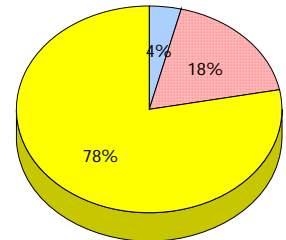
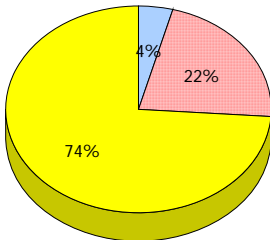
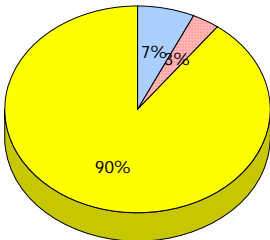
2012
Apr 30,
2012 (13)



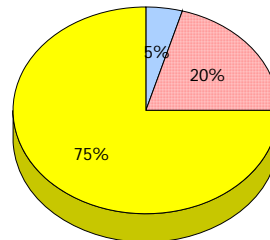
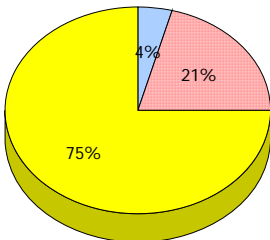
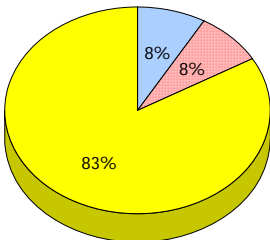
2011
AGR (5)



2010
AGR (29)



2009
AGR (24)



■ Exemption
 ■ Unknown
 ■ Not Yet Meeting (1 or 2)
 ■ Meeting or Exceeding (3,4,5)

* In some cases, CRT numbers may exceed AGR numbers based on late enrolments. Pie chart is based on the number of students who wrote the CRT.

* Mushuau Innu Natuashish School and Sheshatshiu Innu School are excluded from district and provincial results.

* Reading score is composite of Non Fiction and Poet. Source: Division of Evaluation and Research, Department of Education

District 2 - Western

School #: 070 St. Gerard's Elementary

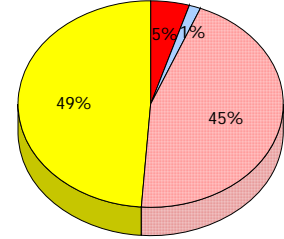
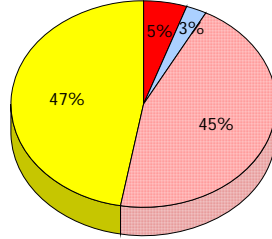
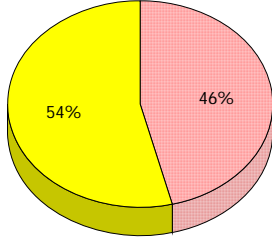
Reading

School

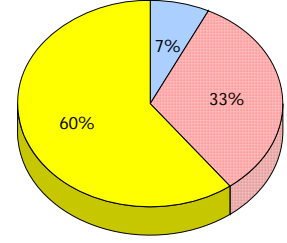
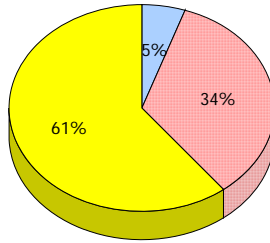
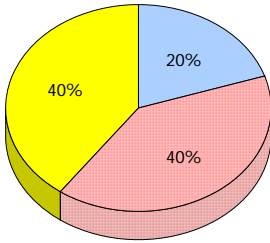
District

Province

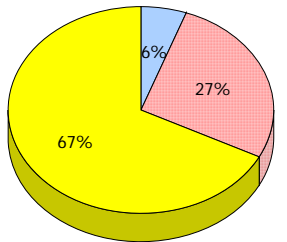
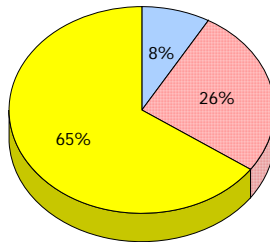
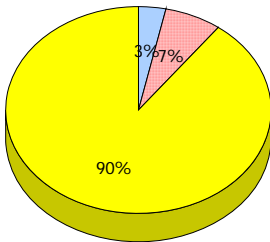
2012
Apr 30,
2012 (13)



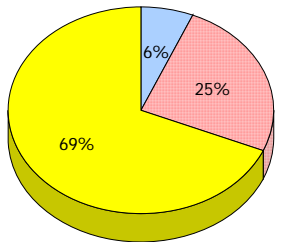
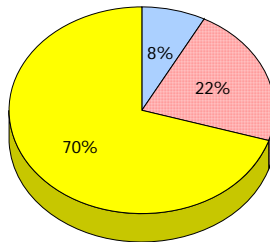
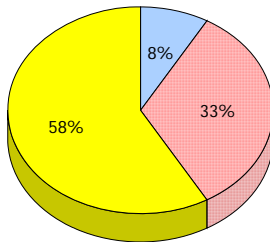
2011
AGR (5)



2010
AGR (29)



2009
AGR (24)



Exemption
 Unknown
 Not Yet Meeting (1 or 2)
 Meeting or Exceeding (3,4,5)

* In some cases, CRT numbers may exceed AGR numbers based on late enrolments. Pie chart is based on the number of students who wrote the CRT.

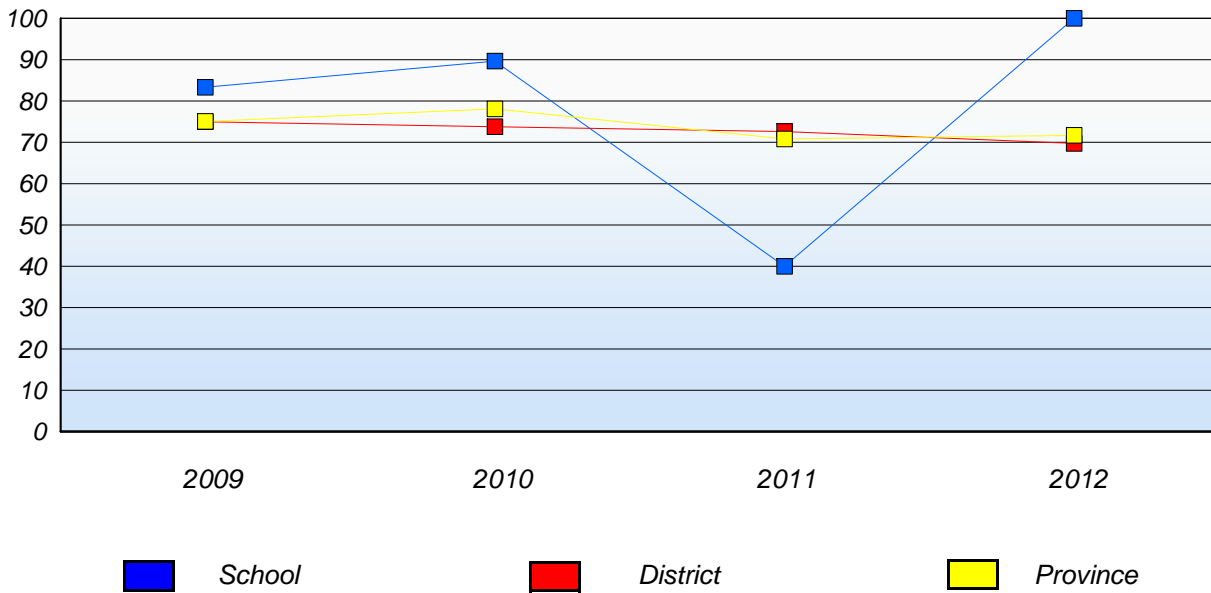
* Mushuau Innu Natuashish School and Sheshatshiu Innu School are excluded from district and provincial results.

* Reading score is composite of Non Fiction and Poet. Source: Division of Evaluation and Research, Department of Education

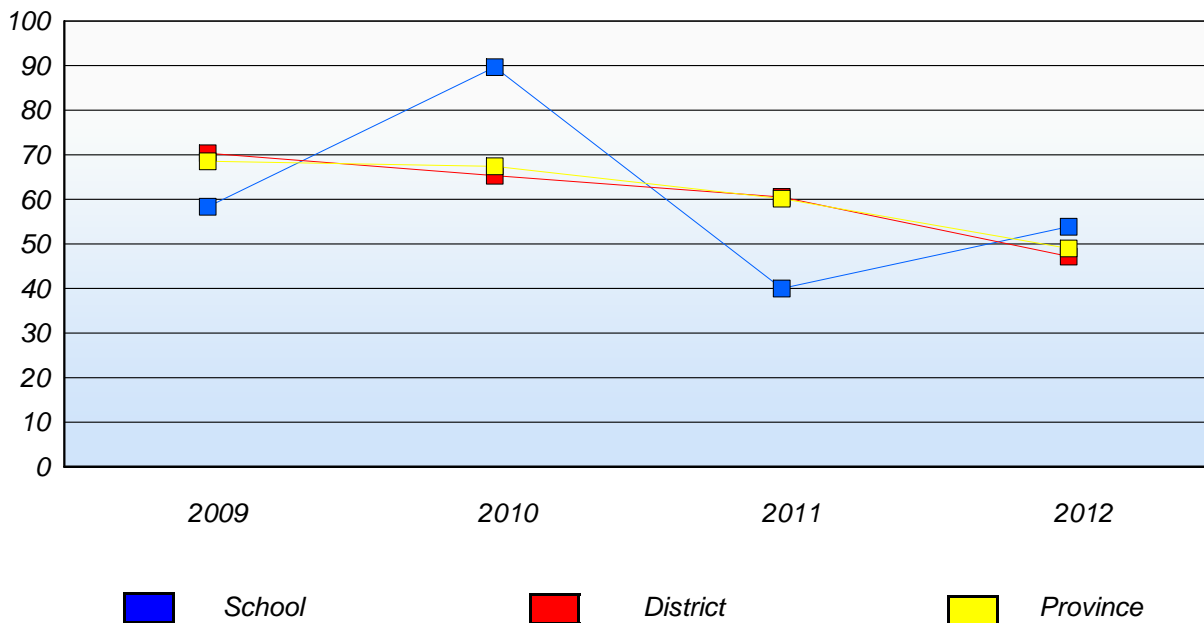
District 2 - Western

School #: 070 St. Gerard's Elementary

Demand Writing
Percentage of students at level 3 or above (2009 - 2012)



Reading
Percentage of students at level 3 or above (2009 - 2012)



* In some cases, CRT numbers may exceed AGR numbers based on late enrolments. Pie chart is based on the number of students who wrote the CRT.

* Mushuau Innu Natuashish School and Sheshatshiu Innu School are excluded from district and provincial results.

* Reading score is composite of Non Fiction and Poet. Source: Division of Evaluation and Research, Department of Education

District 2 - Western

School #: 072 Holy Cross All Grade School

Demand Writing

School

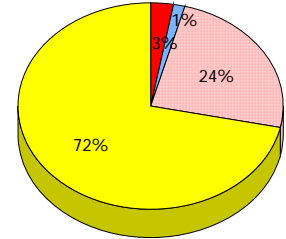
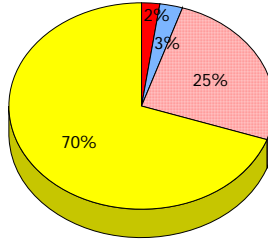
School data with 5 or fewer students withheld for reasons of confidentiality.

District

Province

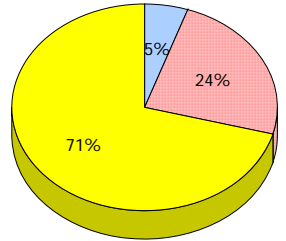
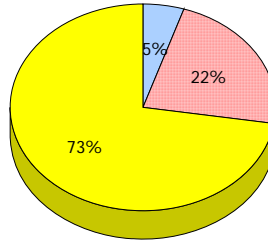
2012

Apr 30,
2012 (2)



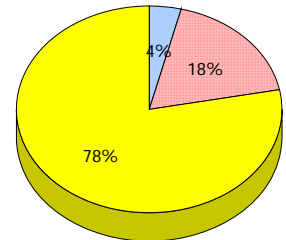
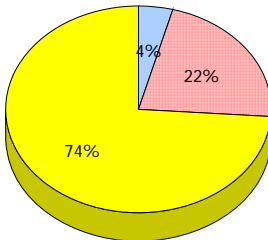
2011

AGR (4)



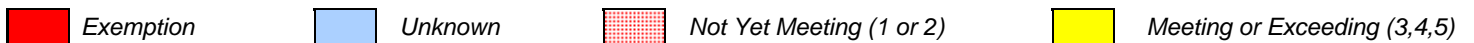
2010

AGR (3)



2009

AGR (0)



* In some cases, CRT numbers may exceed AGR numbers based on late enrolments. Pie chart is based on the number of students who wrote the CRT.

* Mushuau Innu Natuashish School and Sheshatshiu Innu School are excluded from district and provincial results.

* Reading score is composite of Non Fiction and Poet. Source: Division of Evaluation and Research, Department of Education

District 2 - Western

School #: 072 Holy Cross All Grade School

School

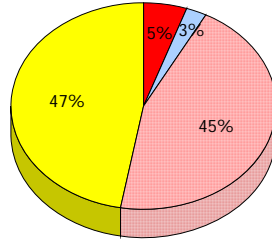
*School data with 5 or fewer students
withheld for reasons of confidentiality.*

2012

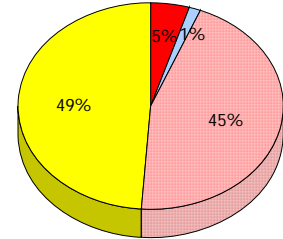
Apr 30,
2012 (2)

Reading

District

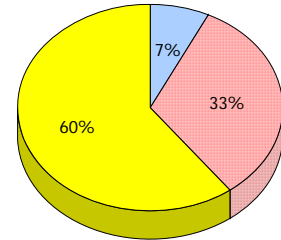
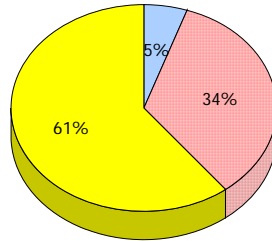


Province



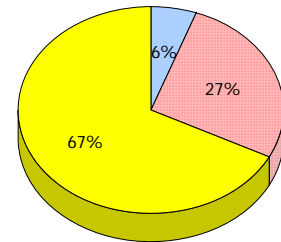
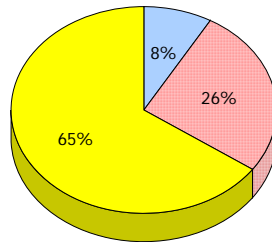
2011

AGR (4)



2010

AGR (3)



2009

AGR (0)

Exemption
 Unknown
 Not Yet Meeting (1 or 2)
 Meeting or Exceeding (3,4,5)

* In some cases, CRT numbers may exceed AGR numbers based on late enrolments. Pie chart is based on the number of students who wrote the CRT.

* Mushuau Innu Natuashish School and Sheshatshiu Innu School are excluded from district and provincial results.

* Reading score is composite of Non Fiction and Poet. Source: Division of Evaluation and Research, Department of Education

District 2 - Western

School #: 072 Holy Cross All Grade School

Demand Writing

Percentage of students at level 3 or above (2009 - 2012)

School data with 5 or fewer students withheld for reasons of confidentiality.



Reading

Percentage of students at level 3 or above (2009 - 2012)

School data with 5 or fewer students withheld for reasons of confidentiality.



* In some cases, CRT numbers may exceed AGR numbers based on late enrolments. Pie chart is based on the number of students who wrote the CRT.

* Mushuau Innu Natuashish School and Sheshatshiu Innu School are excluded from district and provincial results.

* Reading score is composite of Non Fiction and Poet. Source: Division of Evaluation and Research, Department of Education

District 2 - Western

School #: 075 Hampden Academy

Demand Writing

School

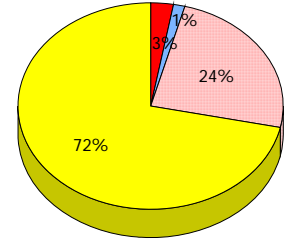
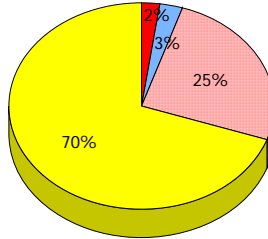
School data with 5 or fewer students withheld for reasons of confidentiality.

District

Province

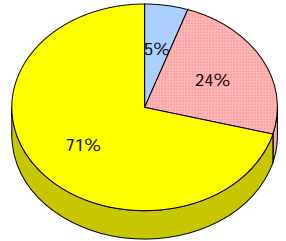
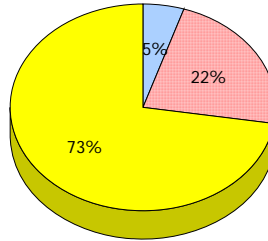
2012

Apr 30,
2012 (5)



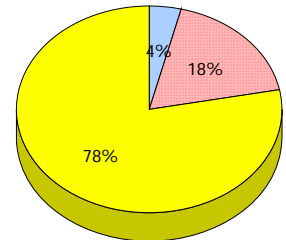
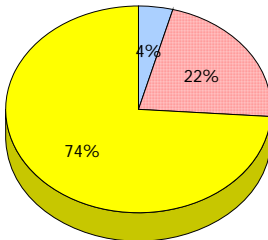
2011

AGR (5)



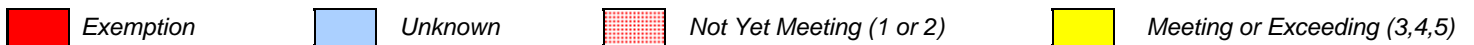
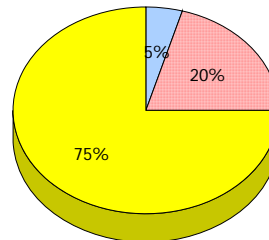
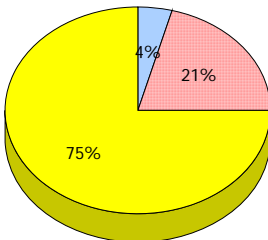
2010

AGR (4)



2009

AGR (5)



* In some cases, CRT numbers may exceed AGR numbers based on late enrolments. Pie chart is based on the number of students who wrote the CRT.

* Mushuau Innu Natuashish School and Sheshatshiu Innu School are excluded from district and provincial results.

* Reading score is composite of Non Fiction and Poet. Source: Division of Evaluation and Research, Department of Education

District 2 - Western

School #: 075 Hampden Academy

School

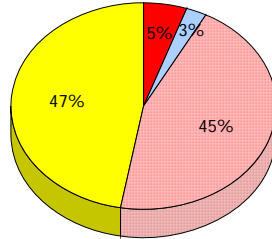
*School data with 5 or fewer students
withheld for reasons of confidentiality.*

2012

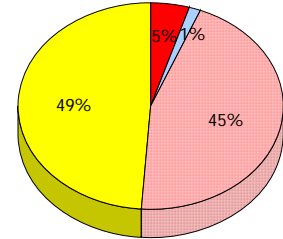
Apr 30,
2012 (5)

Reading

District

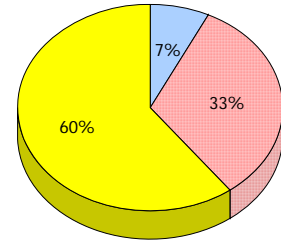
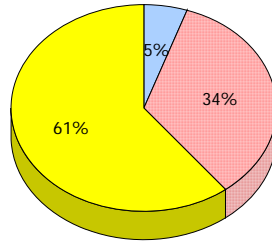


Province



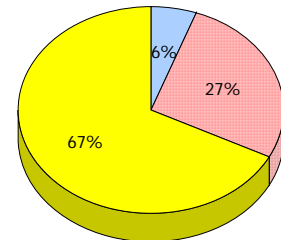
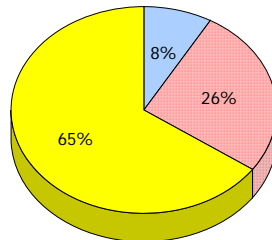
2011

AGR (5)



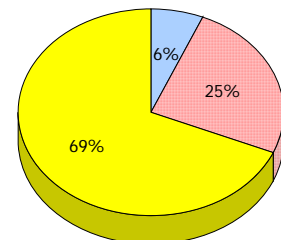
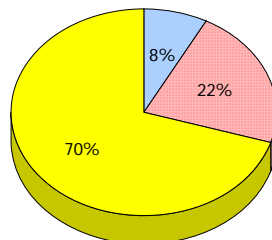
2010

AGR (4)



2009

AGR (5)



■ Exemption
 ■ Unknown
 ■ Not Yet Meeting (1 or 2)
 ■ Meeting or Exceeding (3,4,5)

* In some cases, CRT numbers may exceed AGR numbers based on late enrolments. Pie chart is based on the number of students who wrote the CRT.

* Mushuau Innu Natuashish School and Sheshatshiu Innu School are excluded from district and provincial results.

* Reading score is composite of Non Fiction and Poet. Source: Division of Evaluation and Research, Department of Education

District 2 - Western

School #: 075 Hampden Academy

Demand Writing

Percentage of students at level 3 or above (2009 - 2012)

School data with 5 or fewer students withheld for reasons of confidentiality.



Reading

Percentage of students at level 3 or above (2009 - 2012)

School data with 5 or fewer students withheld for reasons of confidentiality.



* In some cases, CRT numbers may exceed AGR numbers based on late enrolments. Pie chart is based on the number of students who wrote the CRT.

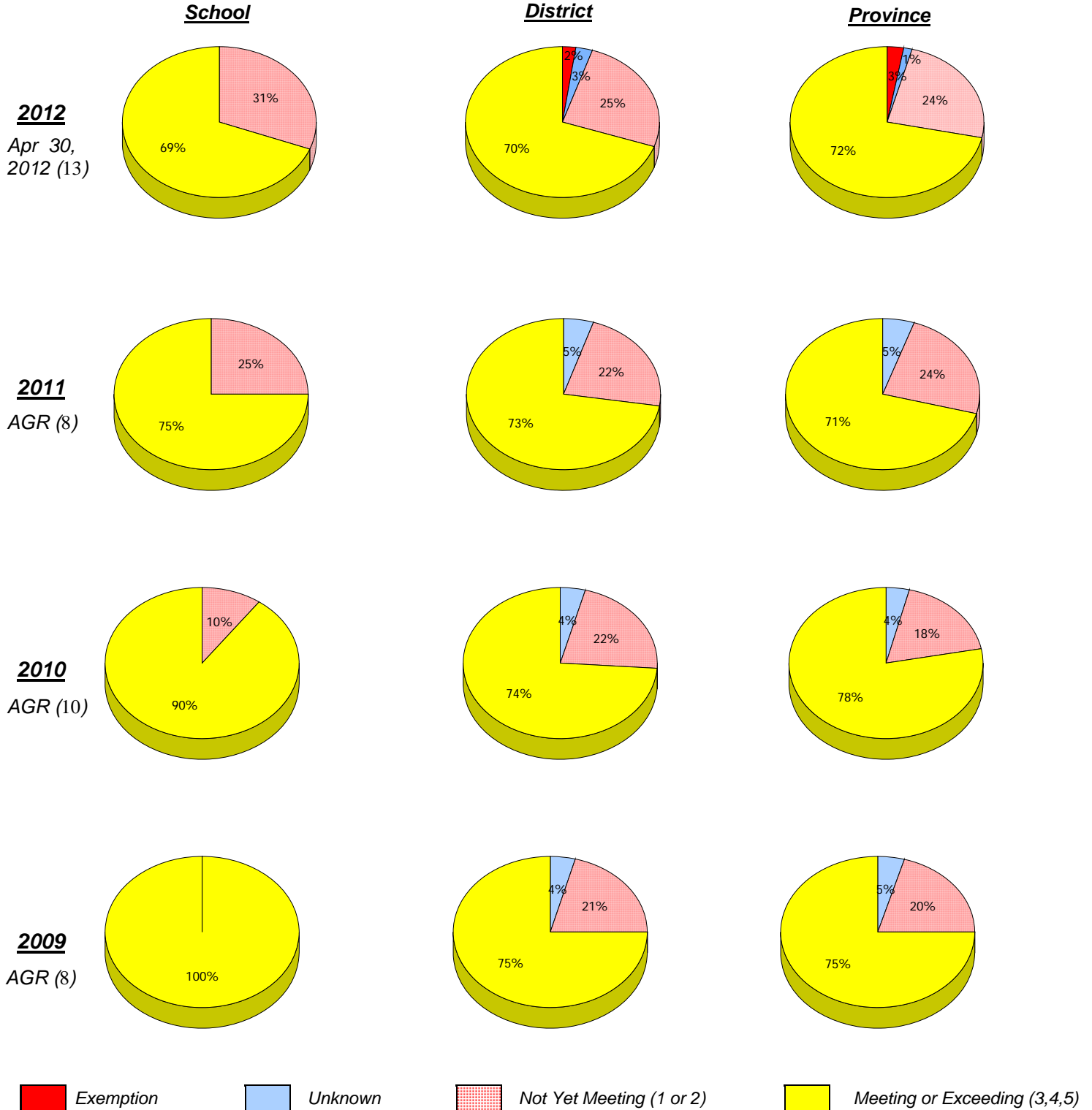
* Mushuau Innu Natuashish School and Sheshatshiu Innu School are excluded from district and provincial results.

* Reading score is composite of Non Fiction and Poet. Source: Division of Evaluation and Research, Department of Education

District 2 - Western

School #: 079 St. James All Grade

Demand Writing



* In some cases, CRT numbers may exceed AGR numbers based on late enrolments. Pie chart is based on the number of students who wrote the CRT.

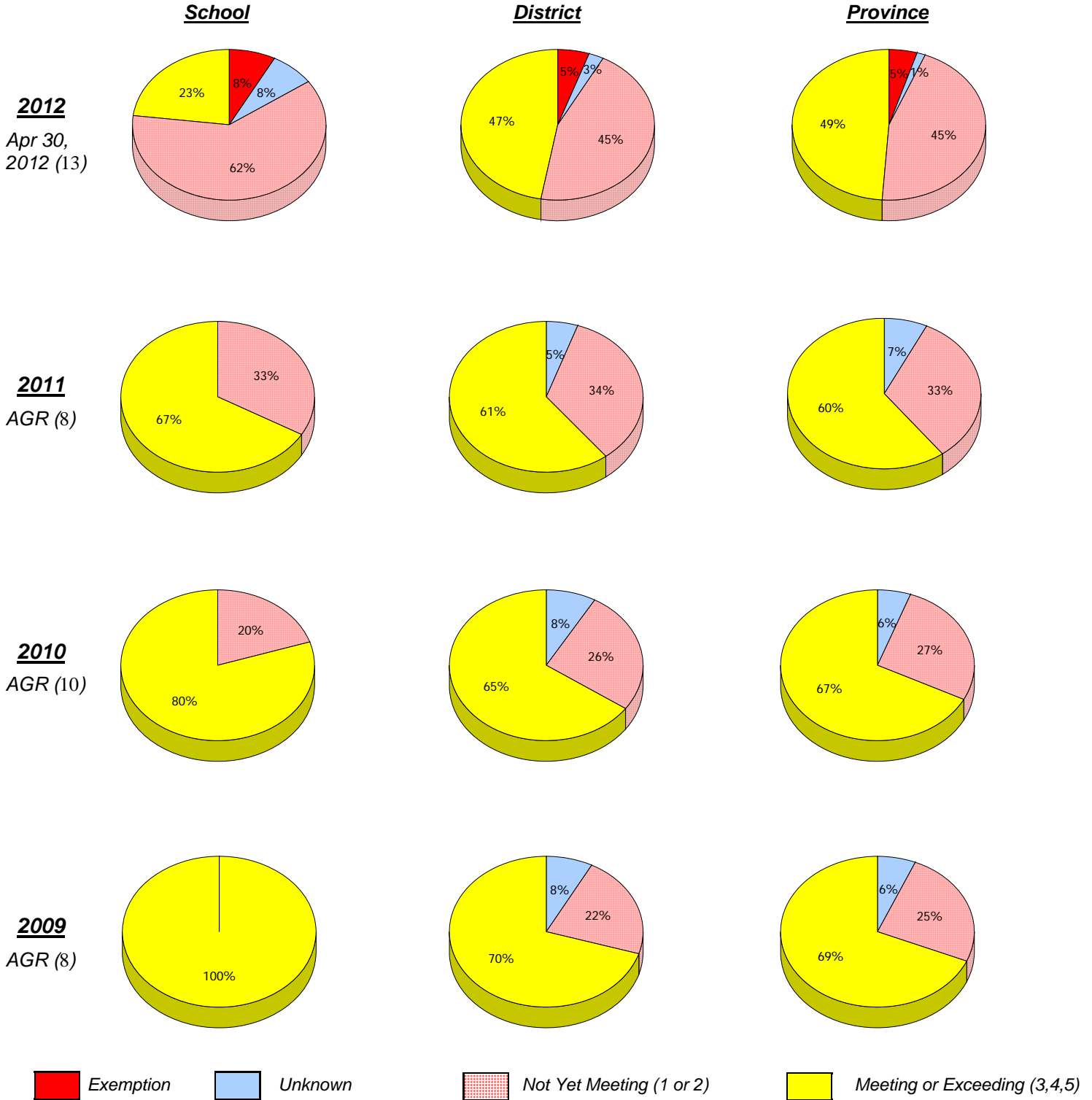
* Mushuau Innu Natuashish School and Sheshatshiu Innu School are excluded from district and provincial results.

* Reading score is composite of Non Fiction and Poet. Source: Division of Evaluation and Research, Department of Education

District 2 - Western

School #: 079 St. James All Grade

Reading



* In some cases, CRT numbers may exceed AGR numbers based on late enrolments. Pie chart is based on the number of students who wrote the CRT.

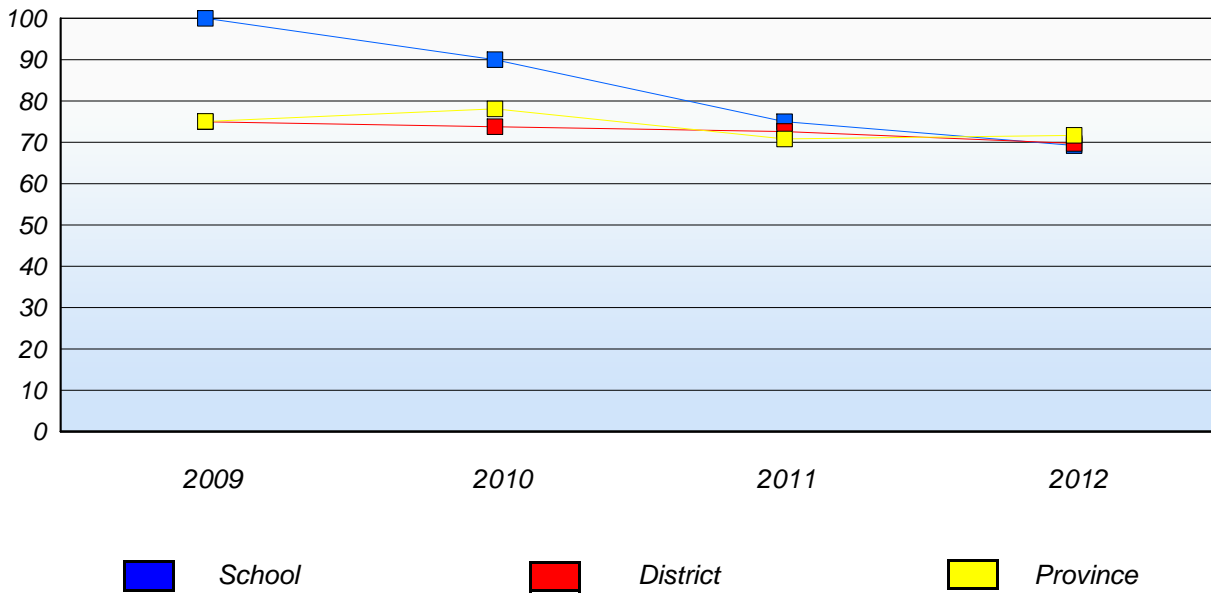
* Mushuau Innu Natuashish School and Sheshatshiu Innu School are excluded from district and provincial results.

* Reading score is composite of Non Fiction and Poet. Source: Division of Evaluation and Research, Department of Education

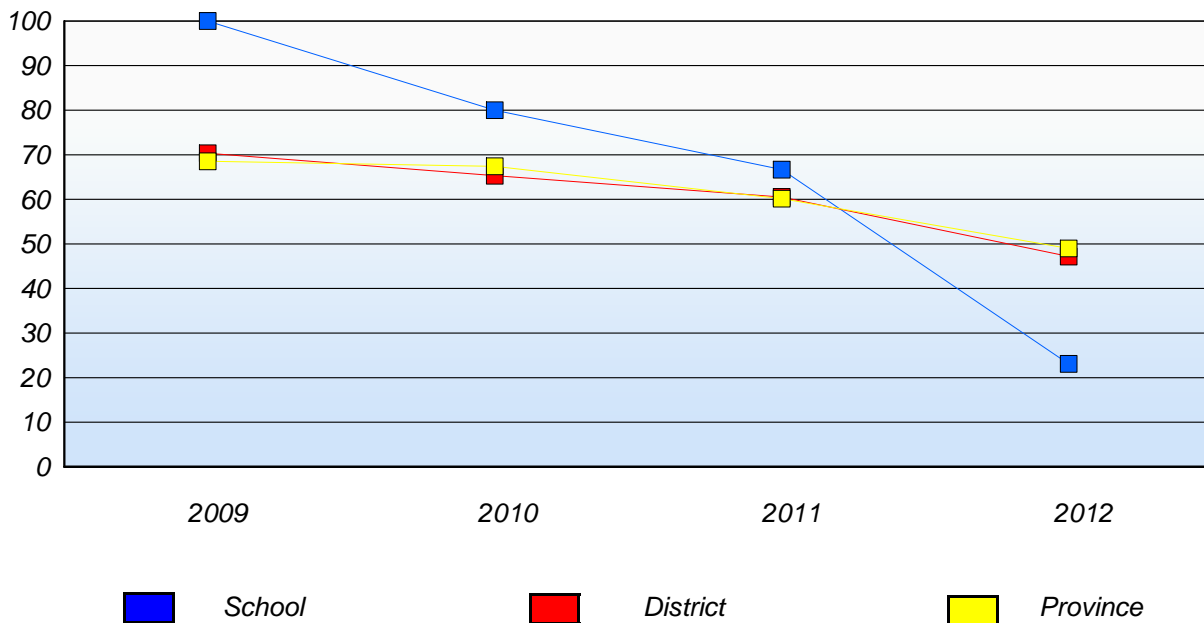
District 2 - Western

School #: 079 St. James All Grade

Demand Writing
Percentage of students at level 3 or above (2009 - 2012)



Reading
Percentage of students at level 3 or above (2009 - 2012)



* In some cases, CRT numbers may exceed AGR numbers based on late enrolments. Pie chart is based on the number of students who wrote the CRT.

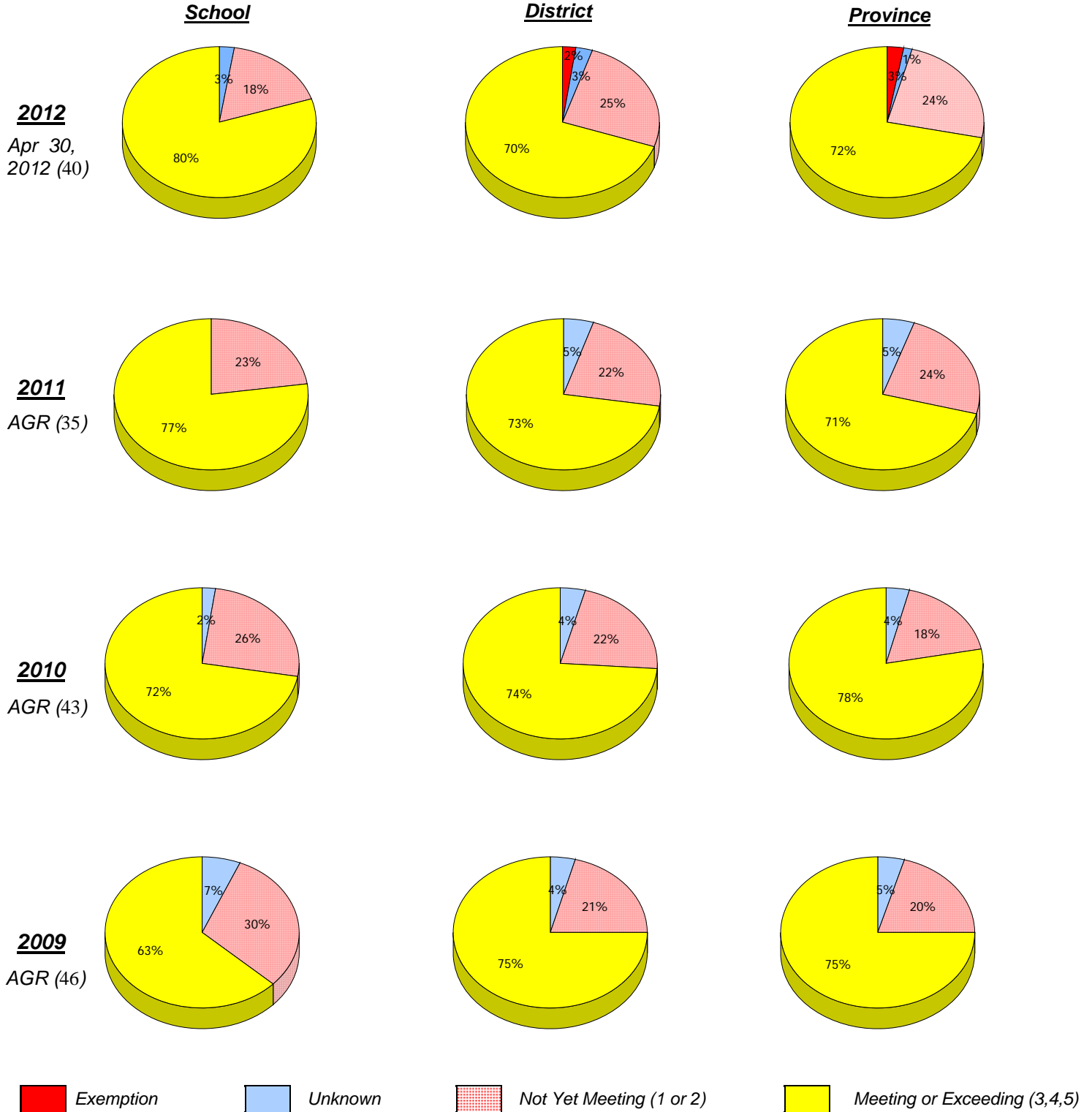
* Mushuau Innu Natuashish School and Sheshatshiu Innu School are excluded from district and provincial results.

* Reading score is composite of Non Fiction and Poet. Source: Division of Evaluation and Research, Department of Education

District 2 - Western

School #: 080 Templeton Academy

Demand Writing



* In some cases, CRT numbers may exceed AGR numbers based on late enrolments. Pie chart is based on the number of students who wrote the CRT.

* Mushuau Innu Natuashish School and Sheshatshiu Innu School are excluded from district and provincial results.

* Reading score is composite of Non Fiction and Poet. Source: Division of Evaluation and Research, Department of Education

District 2 - Western

School #: 080 Templeton Academy

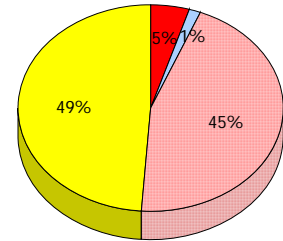
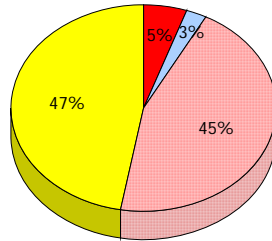
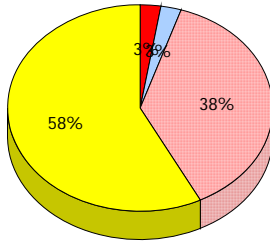
Reading

School

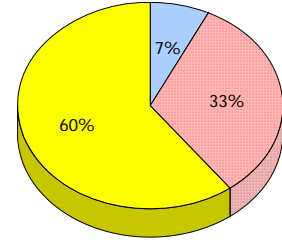
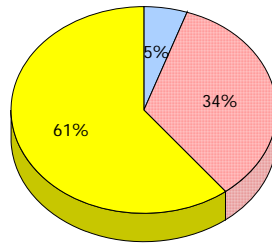
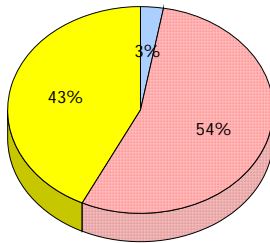
District

Province

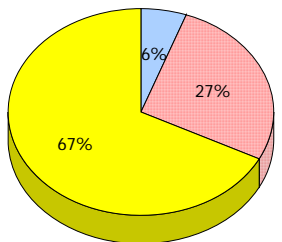
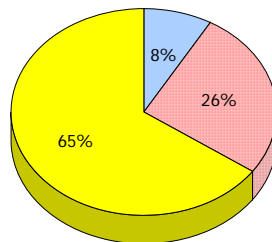
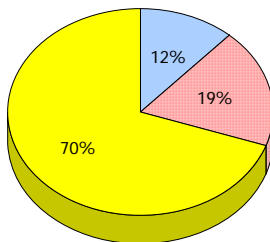
2012
Apr 30,
2012 (40)



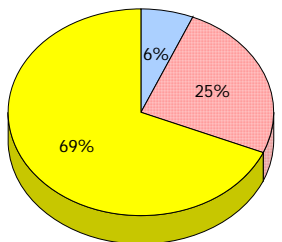
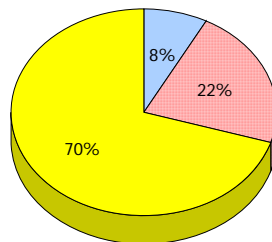
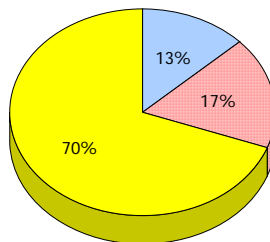
2011
AGR (35)



2010
AGR (43)



2009
AGR (46)



■ Exemption
 ■ Unknown
 ■ Not Yet Meeting (1 or 2)
 ■ Meeting or Exceeding (3,4,5)

* In some cases, CRT numbers may exceed AGR numbers based on late enrolments. Pie chart is based on the number of students who wrote the CRT.

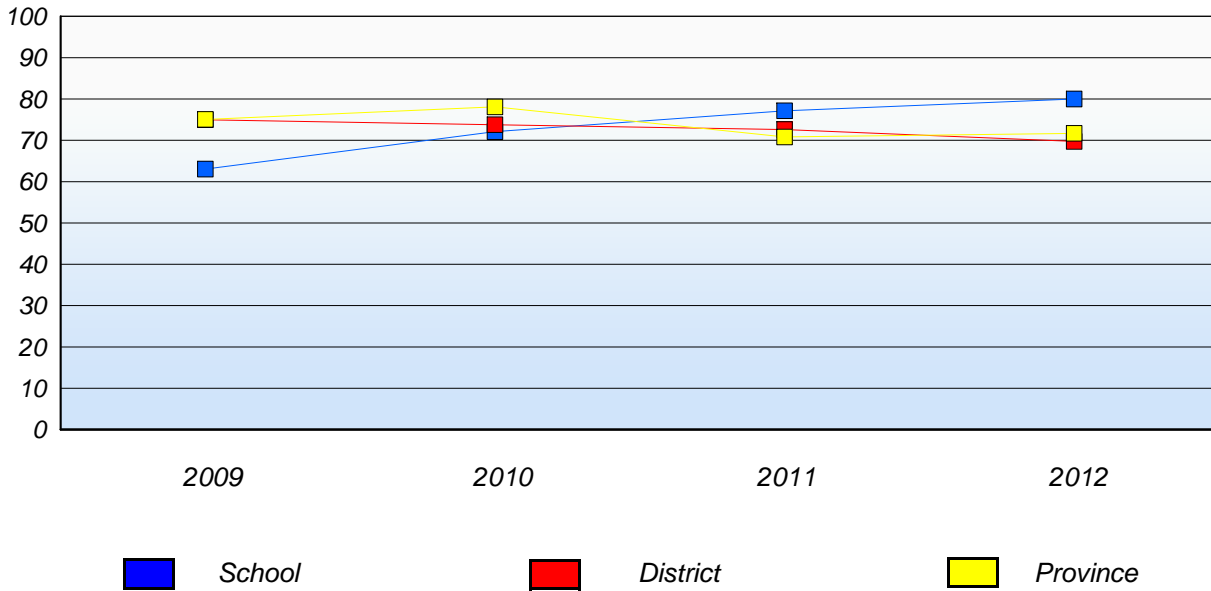
* Mushuau Innu Natuashish School and Sheshatshiu Innu School are excluded from district and provincial results.

* Reading score is composite of Non Fiction and Poet. Source: Division of Evaluation and Research, Department of Education

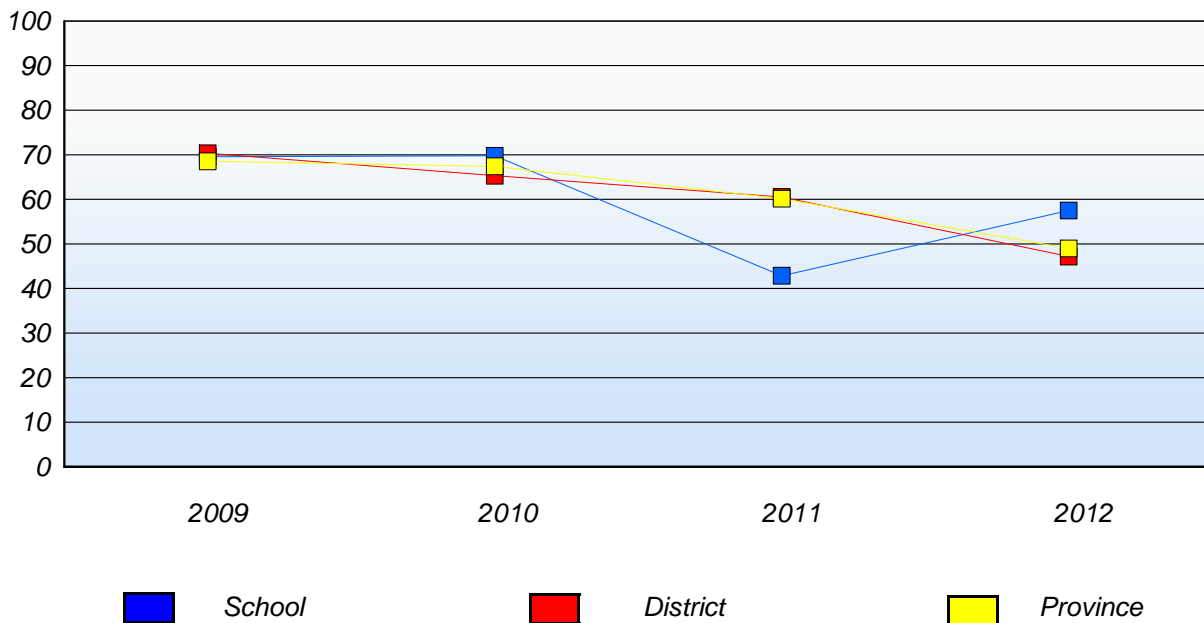
District 2 - Western

School #: 080 Templeton Academy

Demand Writing
Percentage of students at level 3 or above (2009 - 2012)



Reading
Percentage of students at level 3 or above (2009 - 2012)



* In some cases, CRT numbers may exceed AGR numbers based on late enrolments. Pie chart is based on the number of students who wrote the CRT.

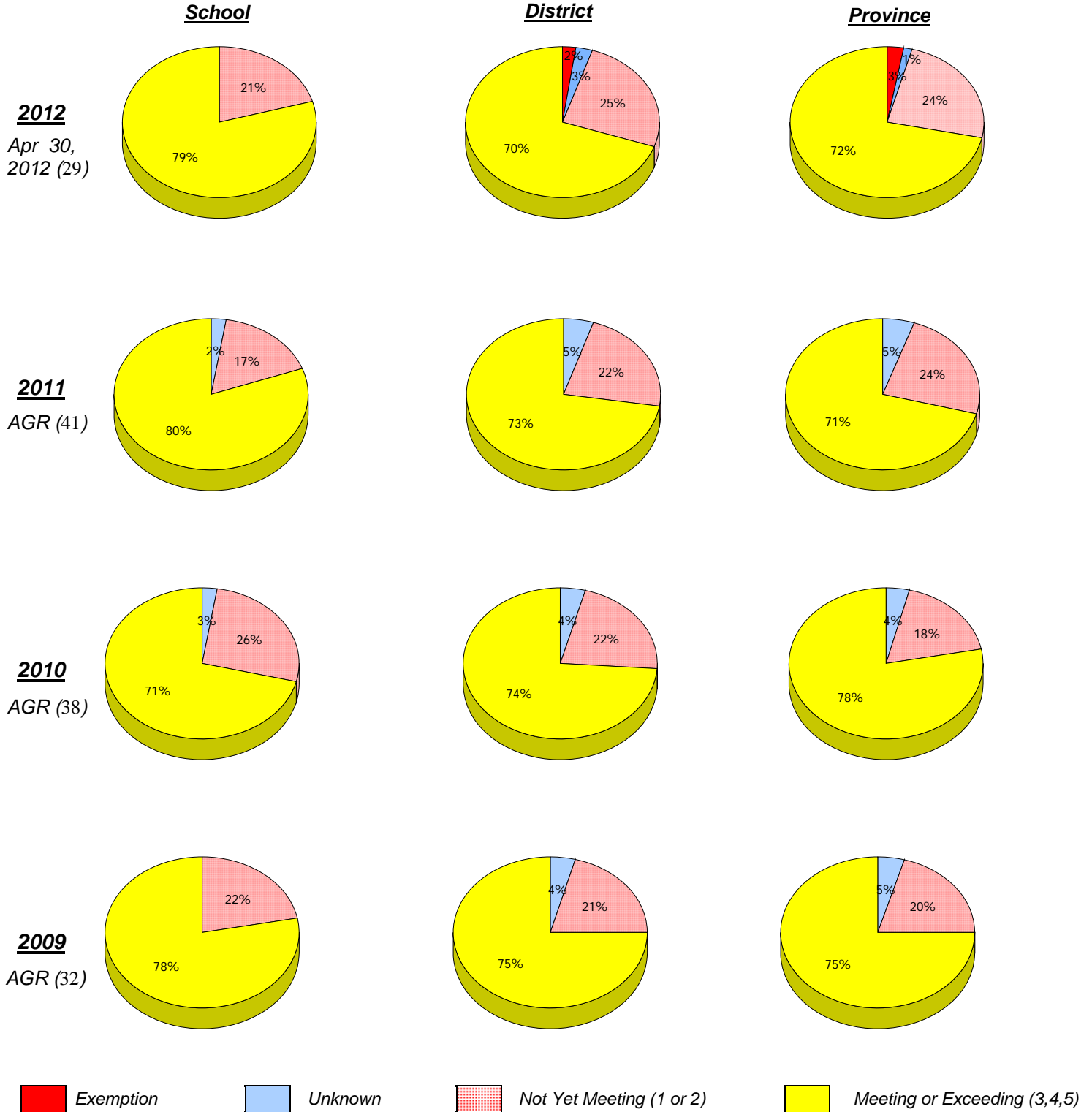
* Mushuau Innu Natuashish School and Sheshatshiu Innu School are excluded from district and provincial results.

* Reading score is composite of Non Fiction and Poet. Source: Division of Evaluation and Research, Department of Education

District 2 - Western

School #: 082 Pasadena Elementary School

Demand Writing



* In some cases, CRT numbers may exceed AGR numbers based on late enrolments. Pie chart is based on the number of students who wrote the CRT.

* Mushuau Innu Natuashish School and Sheshatshiu Innu School are excluded from district and provincial results.

* Reading score is composite of Non Fiction and Poet. Source: Division of Evaluation and Research, Department of Education

District 2 - Western

School #: 082 Pasadena Elementary School

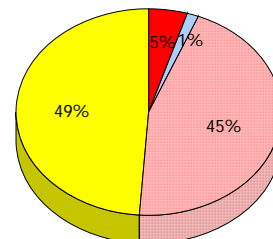
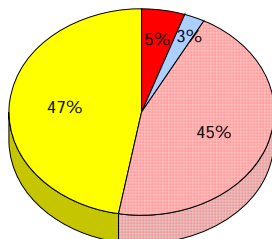
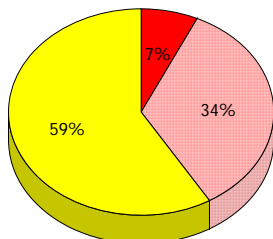
Reading

School

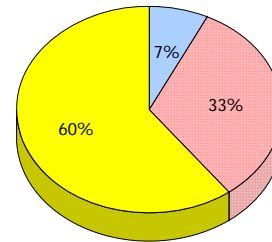
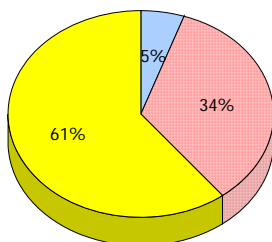
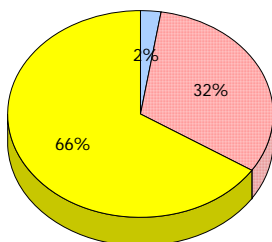
District

Province

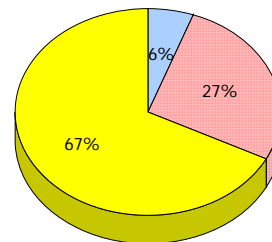
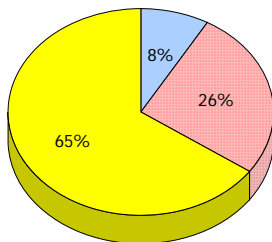
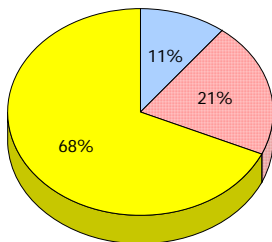
2012
Apr 30,
2012 (29)



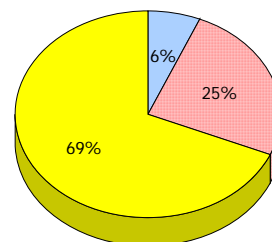
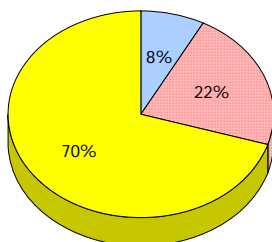
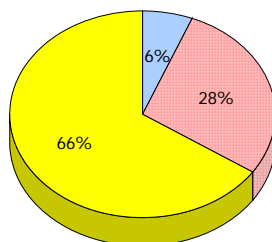
2011
AGR (41)



2010
AGR (38)



2009
AGR (32)



■ Exemption
 ■ Unknown
 ■ Not Yet Meeting (1 or 2)
 ■ Meeting or Exceeding (3,4,5)

* In some cases, CRT numbers may exceed AGR numbers based on late enrolments. Pie chart is based on the number of students who wrote the CRT.

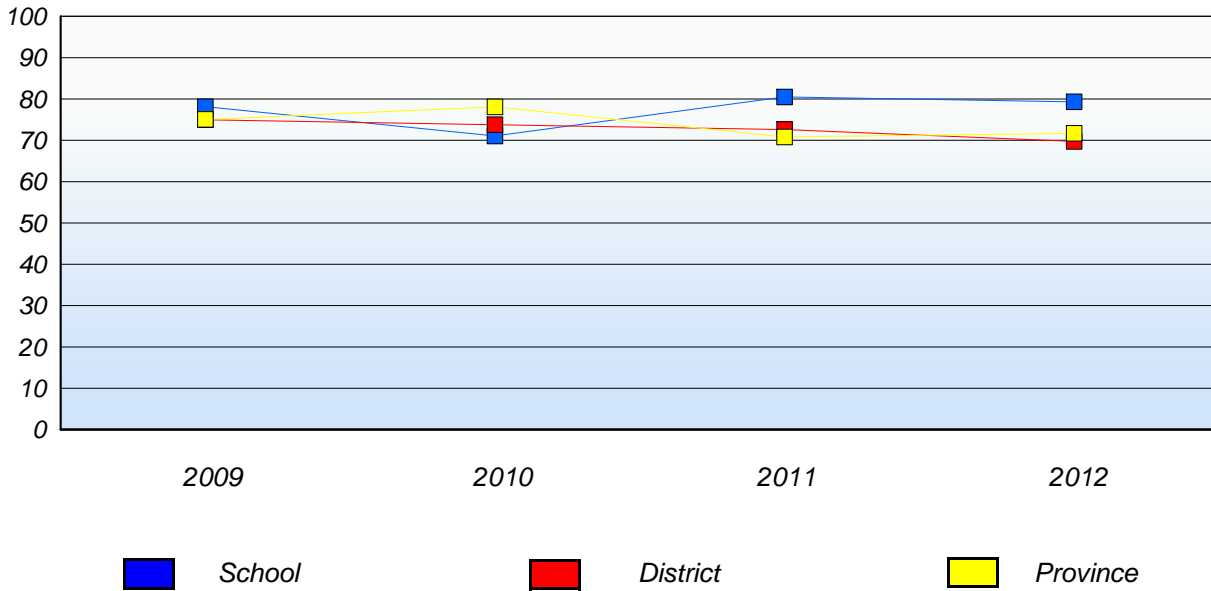
* Mushuau Innu Natuashish School and Sheshatshiu Innu School are excluded from district and provincial results.

* Reading score is composite of Non Fiction and Poet. Source: Division of Evaluation and Research, Department of Education

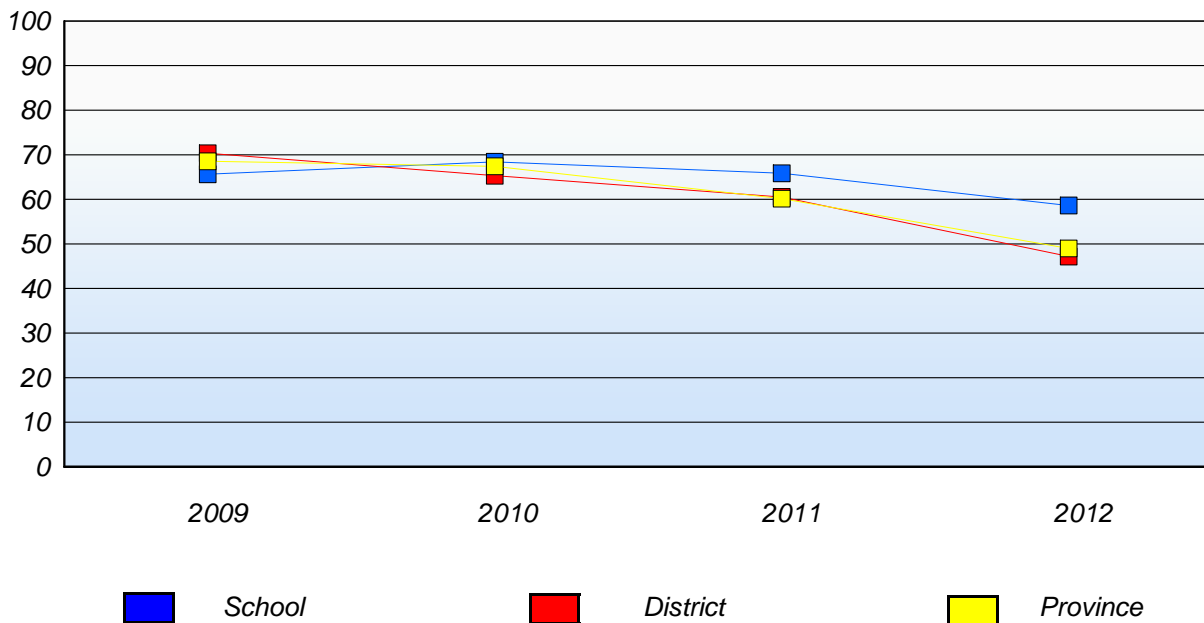
District 2 - Western

School #: 082 Pasadena Elementary School

Demand Writing
Percentage of students at level 3 or above (2009 - 2012)



Reading
Percentage of students at level 3 or above (2009 - 2012)



* In some cases, CRT numbers may exceed AGR numbers based on late enrolments. Pie chart is based on the number of students who wrote the CRT.

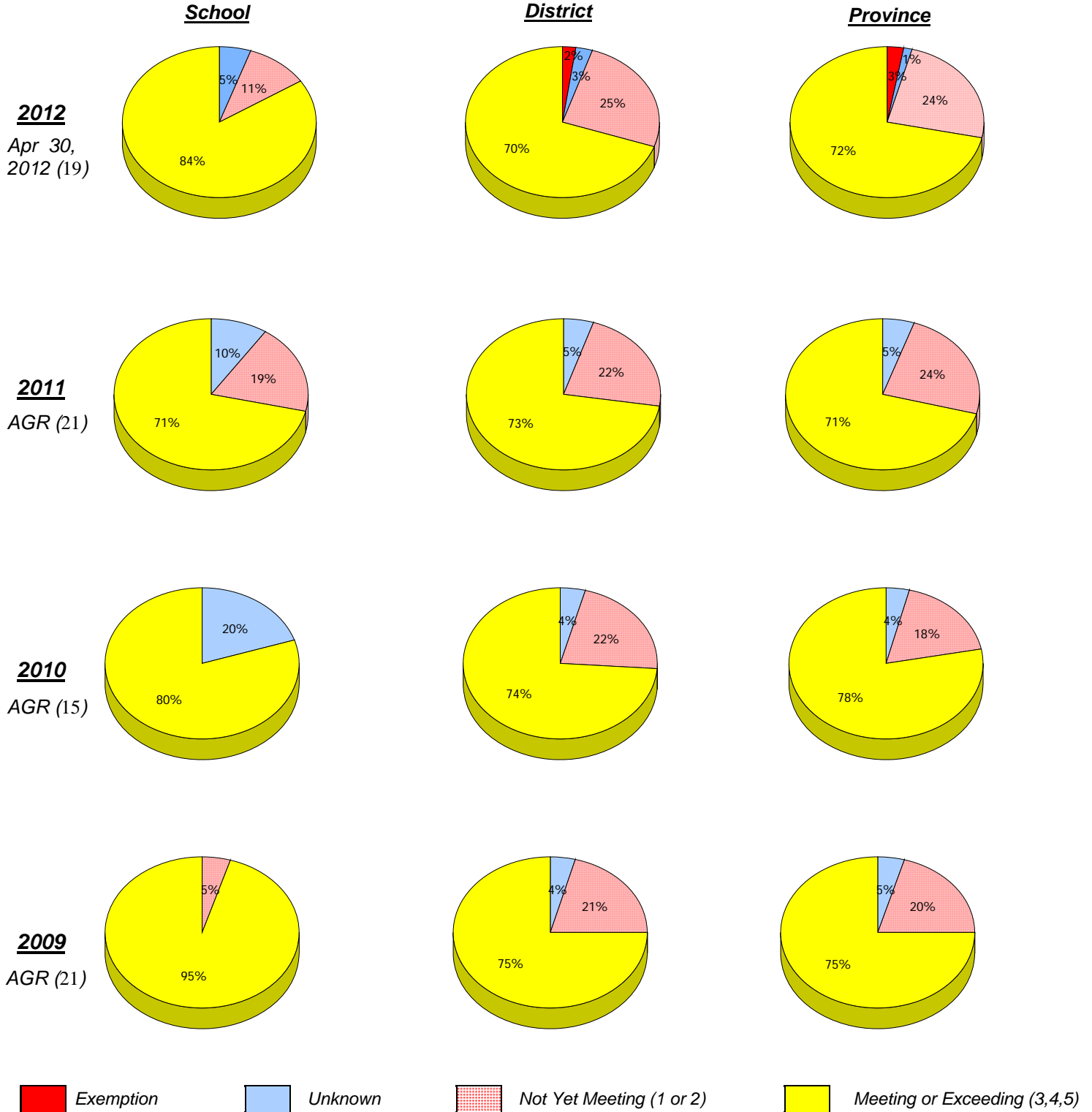
* Mushuau Innu Natuashish School and Sheshatshiu Innu School are excluded from district and provincial results.

* Reading score is composite of Non Fiction and Poet. Source: Division of Evaluation and Research, Department of Education

District 2 - Western

School #: 086 Gros Morne Academy

Demand Writing



* In some cases, CRT numbers may exceed AGR numbers based on late enrolments. Pie chart is based on the number of students who wrote the CRT.

* Mushuau Innu Natuashish School and Sheshatshiu Innu School are excluded from district and provincial results.

* Reading score is composite of Non Fiction and Poet. Source: Division of Evaluation and Research, Department of Education

District 2 - Western

School #: 086 Gros Morne Academy

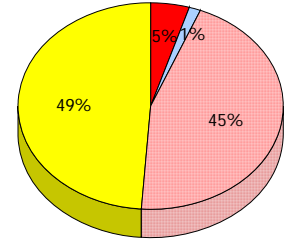
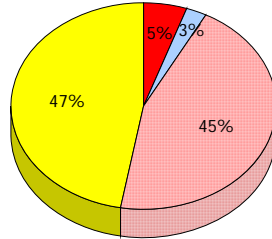
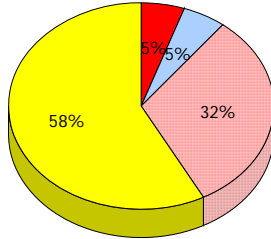
Reading

School

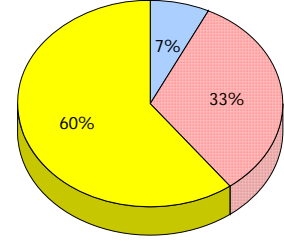
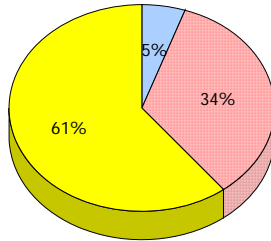
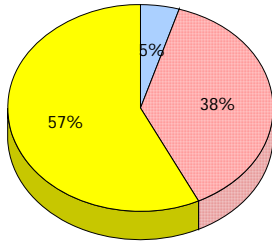
District

Province

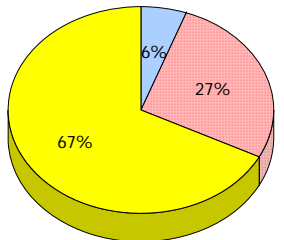
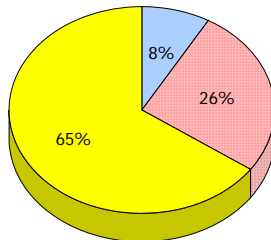
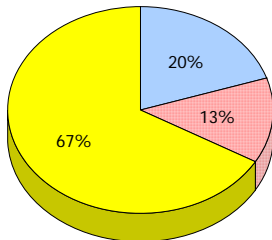
2012
Apr 30,
2012 (19)



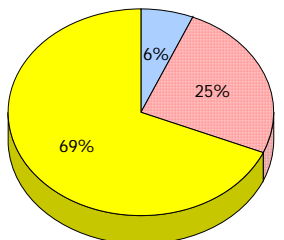
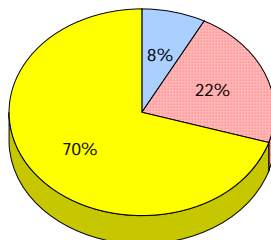
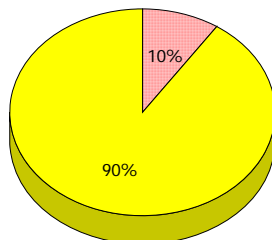
2011
AGR (21)



2010
AGR (15)



2009
AGR (21)



■ Exemption
 ■ Unknown
 ■ Not Yet Meeting (1 or 2)
 ■ Meeting or Exceeding (3,4,5)

* In some cases, CRT numbers may exceed AGR numbers based on late enrolments. Pie chart is based on the number of students who wrote the CRT.

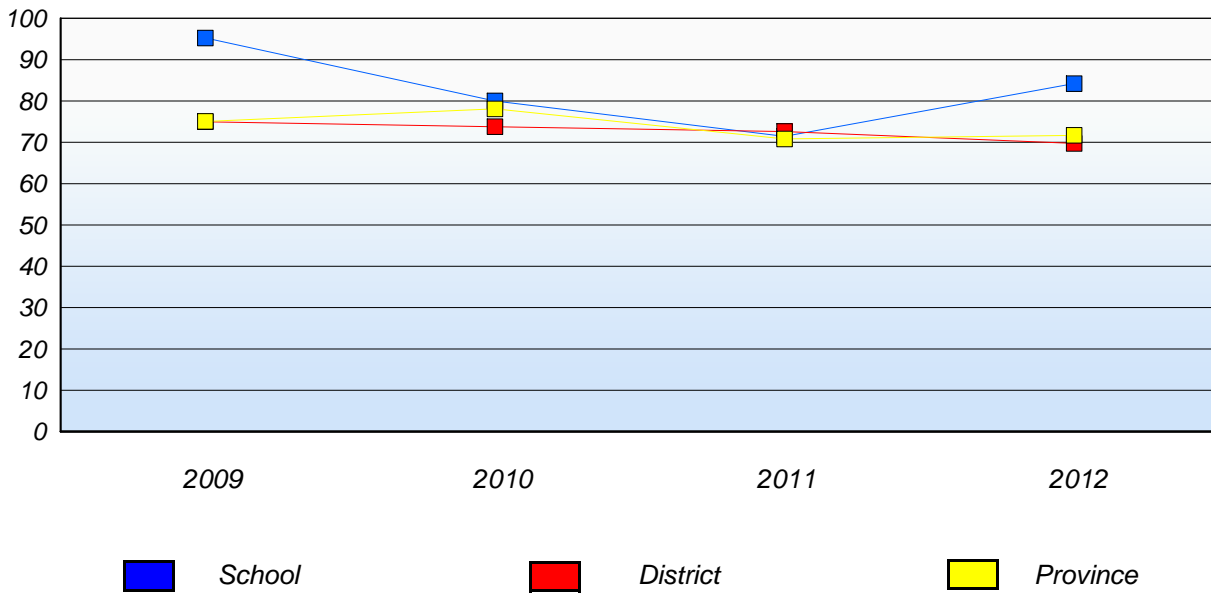
* Mushuau Innu Natuashish School and Sheshatshiu Innu School are excluded from district and provincial results.

* Reading score is composite of Non Fiction and Poet. Source: Division of Evaluation and Research, Department of Education

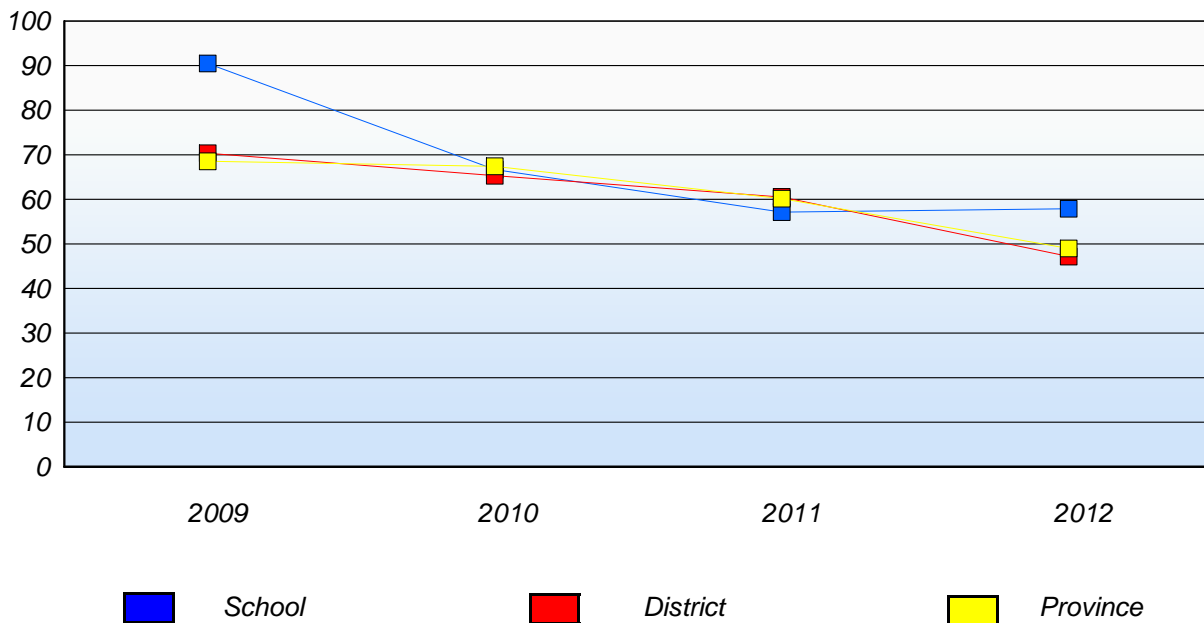
District 2 - Western

School #: 086 Gros Morne Academy

Demand Writing
Percentage of students at level 3 or above (2009 - 2012)



Reading
Percentage of students at level 3 or above (2009 - 2012)



* In some cases, CRT numbers may exceed AGR numbers based on late enrolments. Pie chart is based on the number of students who wrote the CRT.

* Mushuau Innu Natuashish School and Sheshatshiu Innu School are excluded from district and provincial results.

* Reading score is composite of Non Fiction and Poet. Source: Division of Evaluation and Research, Department of Education

District 2 - Western

School #: 088 Main River Academy

Demand Writing

School

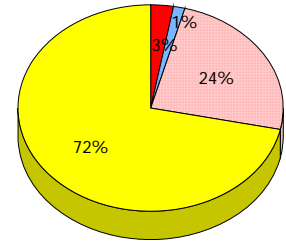
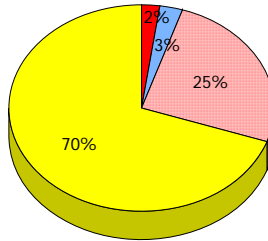
School data with 5 or fewer students withheld for reasons of confidentiality.

District

Province

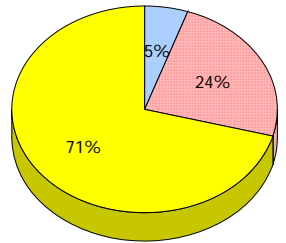
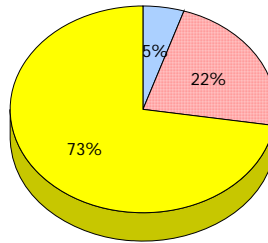
2012

Apr 30,
2012 (5)



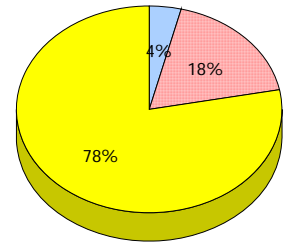
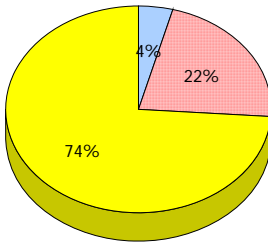
2011

AGR (8)



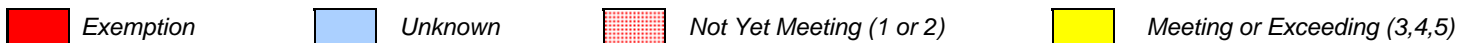
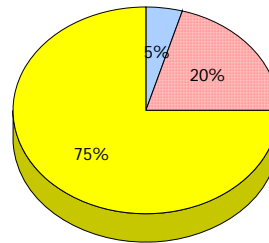
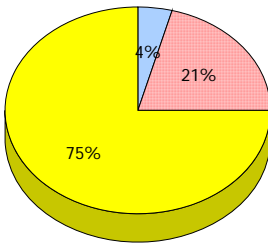
2010

AGR (13)



2009

AGR (10)



* In some cases, CRT numbers may exceed AGR numbers based on late enrolments. Pie chart is based on the number of students who wrote the CRT.

* Mushuau Innu Natuashish School and Sheshatshiu Innu School are excluded from district and provincial results.

* Reading score is composite of Non Fiction and Poet. Source: Division of Evaluation and Research, Department of Education

District 2 - Western

School #: 088 Main River Academy

School

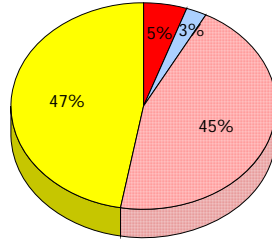
*School data with 5 or fewer students
withheld for reasons of confidentiality.*

2012

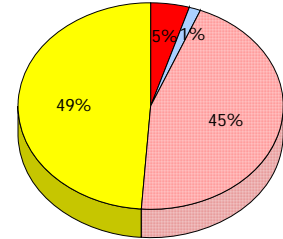
Apr 30,
2012 (5)

Reading

District

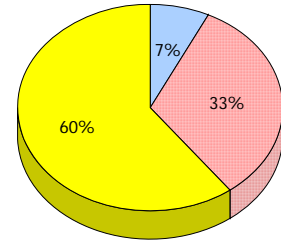
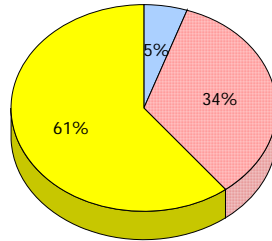


Province



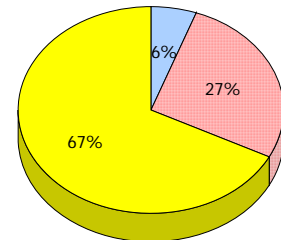
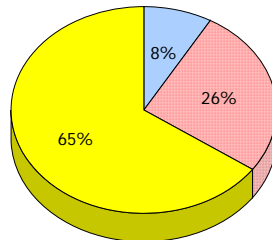
2011

AGR (8)



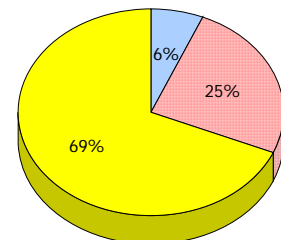
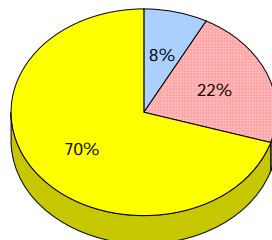
2010

AGR (13)



2009

AGR (10)



■ Exemption
 ■ Unknown
 ■ Not Yet Meeting (1 or 2)
 ■ Meeting or Exceeding (3,4,5)

* In some cases, CRT numbers may exceed AGR numbers based on late enrolments. Pie chart is based on the number of students who wrote the CRT.

* Mushuau Innu Natuashish School and Sheshatshiu Innu School are excluded from district and provincial results.

* Reading score is composite of Non Fiction and Poet. Source: Division of Evaluation and Research, Department of Education

District 2 - Western

School #: 088 Main River Academy

Demand Writing

Percentage of students at level 3 or above (2009 - 2012)

School data with 5 or fewer students withheld for reasons of confidentiality.



Reading

Percentage of students at level 3 or above (2009 - 2012)

School data with 5 or fewer students withheld for reasons of confidentiality.



* In some cases, CRT numbers may exceed AGR numbers based on late enrolments. Pie chart is based on the number of students who wrote the CRT.

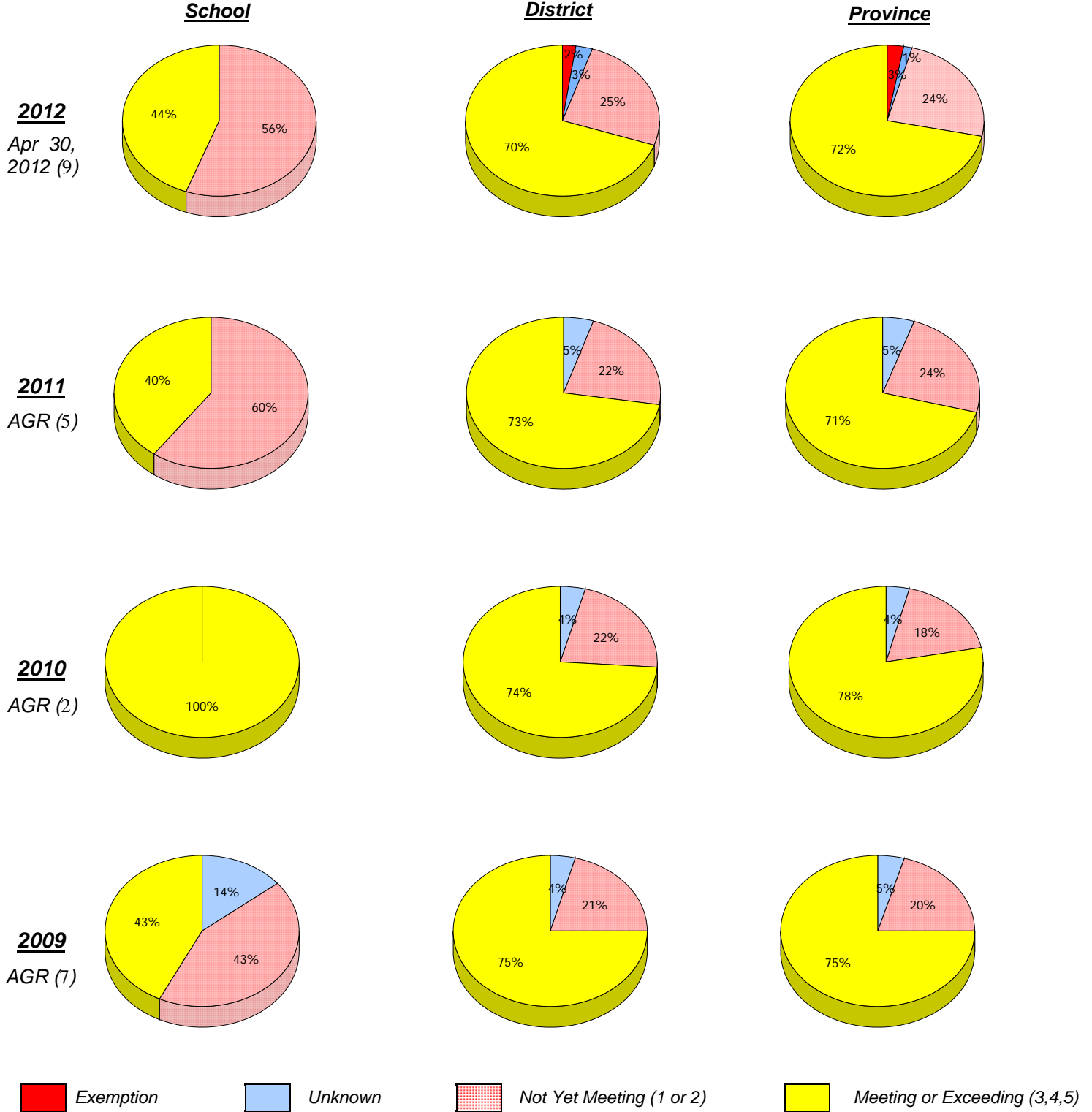
* Mushuau Innu Natuashish School and Sheshatshiu Innu School are excluded from district and provincial results.

* Reading score is composite of Non Fiction and Poet. Source: Division of Evaluation and Research, Department of Education

District 2 - Western

School #: 089 Jakeman All Grade

Demand Writing



* In some cases, CRT numbers may exceed AGR numbers based on late enrolments. Pie chart is based on the number of students who wrote the CRT.

* Mushuau Innu Natuashish School and Sheshatshiu Innu School are excluded from district and provincial results.

* Reading score is composite of Non Fiction and Poet. Source: Division of Evaluation and Research, Department of Education

District 2 - Western

School #: 089 Jakeman All Grade

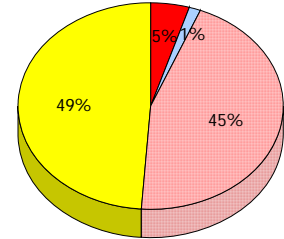
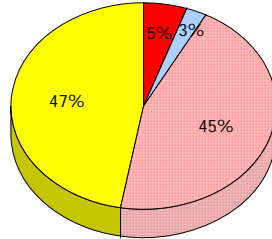
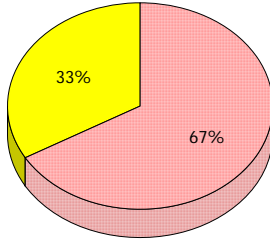
Reading

School

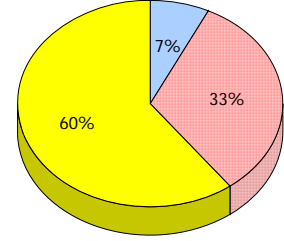
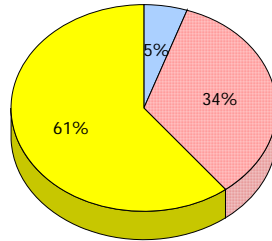
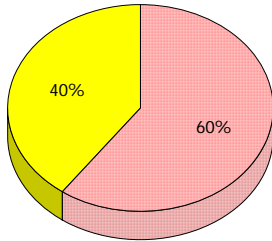
District

Province

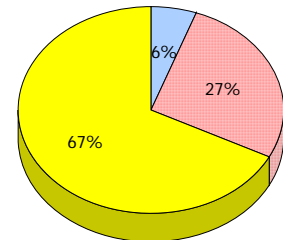
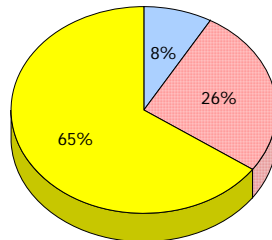
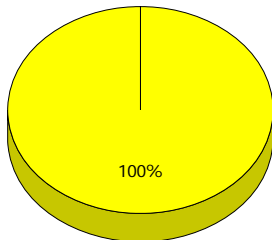
2012
Apr 30,
2012 (9)



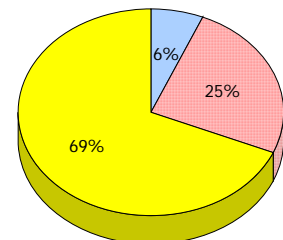
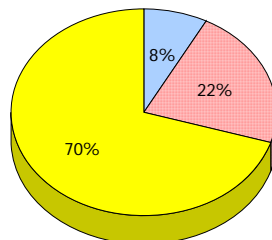
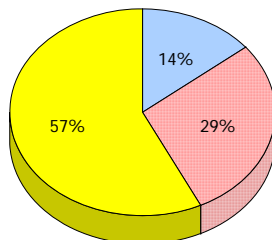
2011
AGR (5)



2010
AGR (2)



2009
AGR (7)



■ Exemption
 ■ Unknown
 ■ Not Yet Meeting (1 or 2)
 ■ Meeting or Exceeding (3,4,5)

* In some cases, CRT numbers may exceed AGR numbers based on late enrolments. Pie chart is based on the number of students who wrote the CRT.

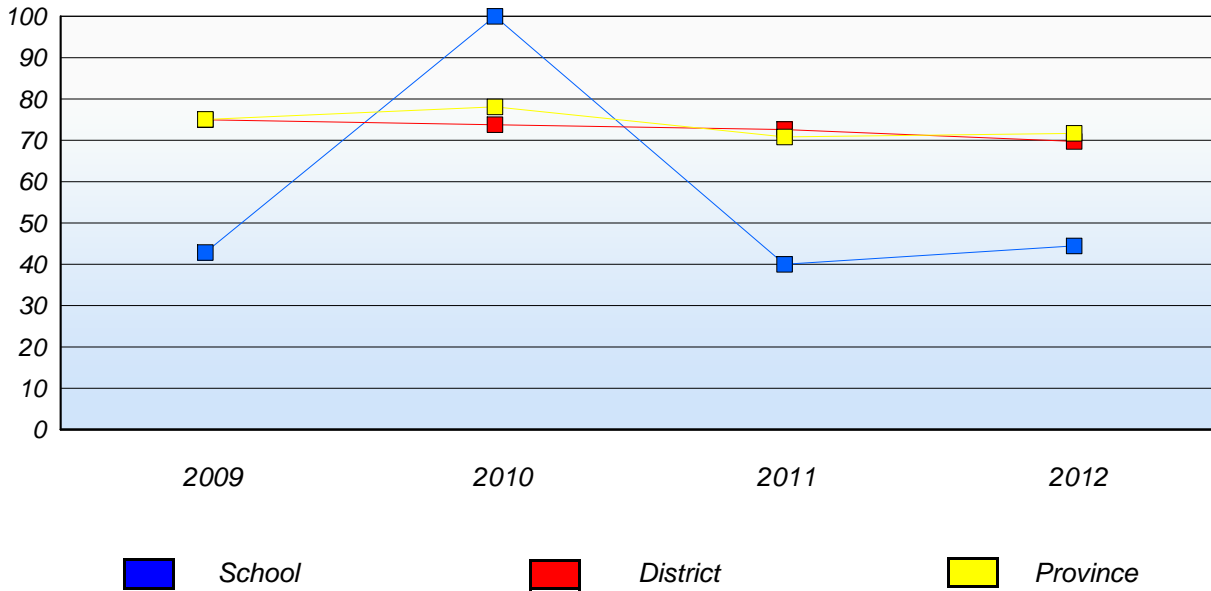
* Mushuau Innu Natuashish School and Sheshatshiu Innu School are excluded from district and provincial results.

* Reading score is composite of Non Fiction and Poet. Source: Division of Evaluation and Research, Department of Education

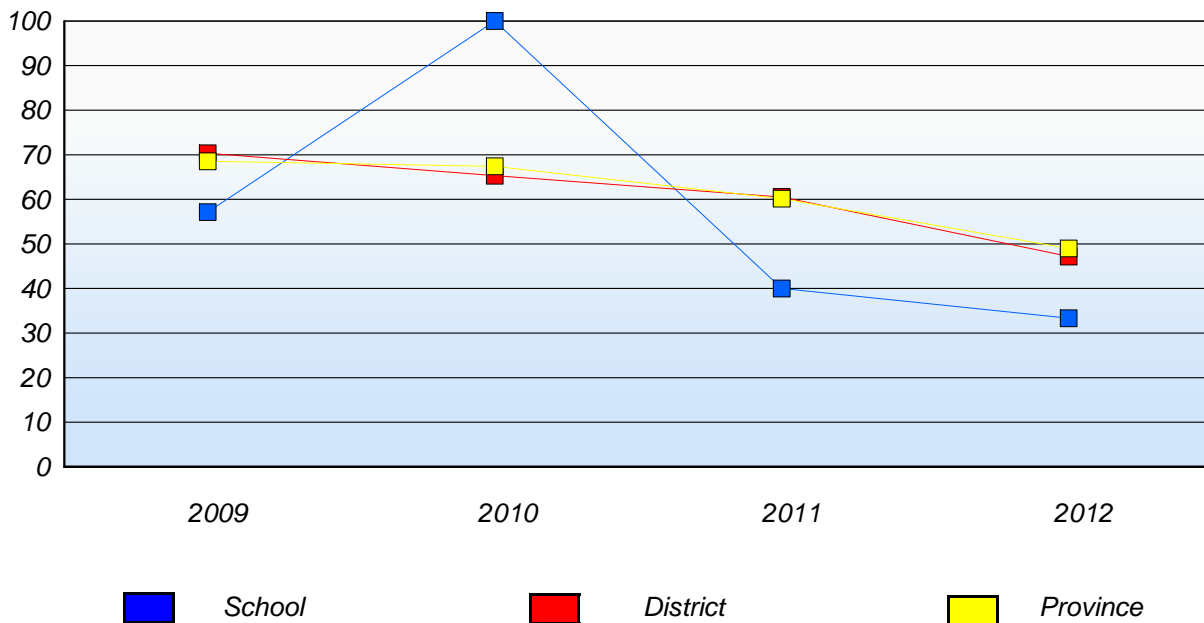
District 2 - Western

School #: 089 Jakeman All Grade

Demand Writing
Percentage of students at level 3 or above (2009 - 2012)



Reading
Percentage of students at level 3 or above (2009 - 2012)



* In some cases, CRT numbers may exceed AGR numbers based on late enrolments. Pie chart is based on the number of students who wrote the CRT.

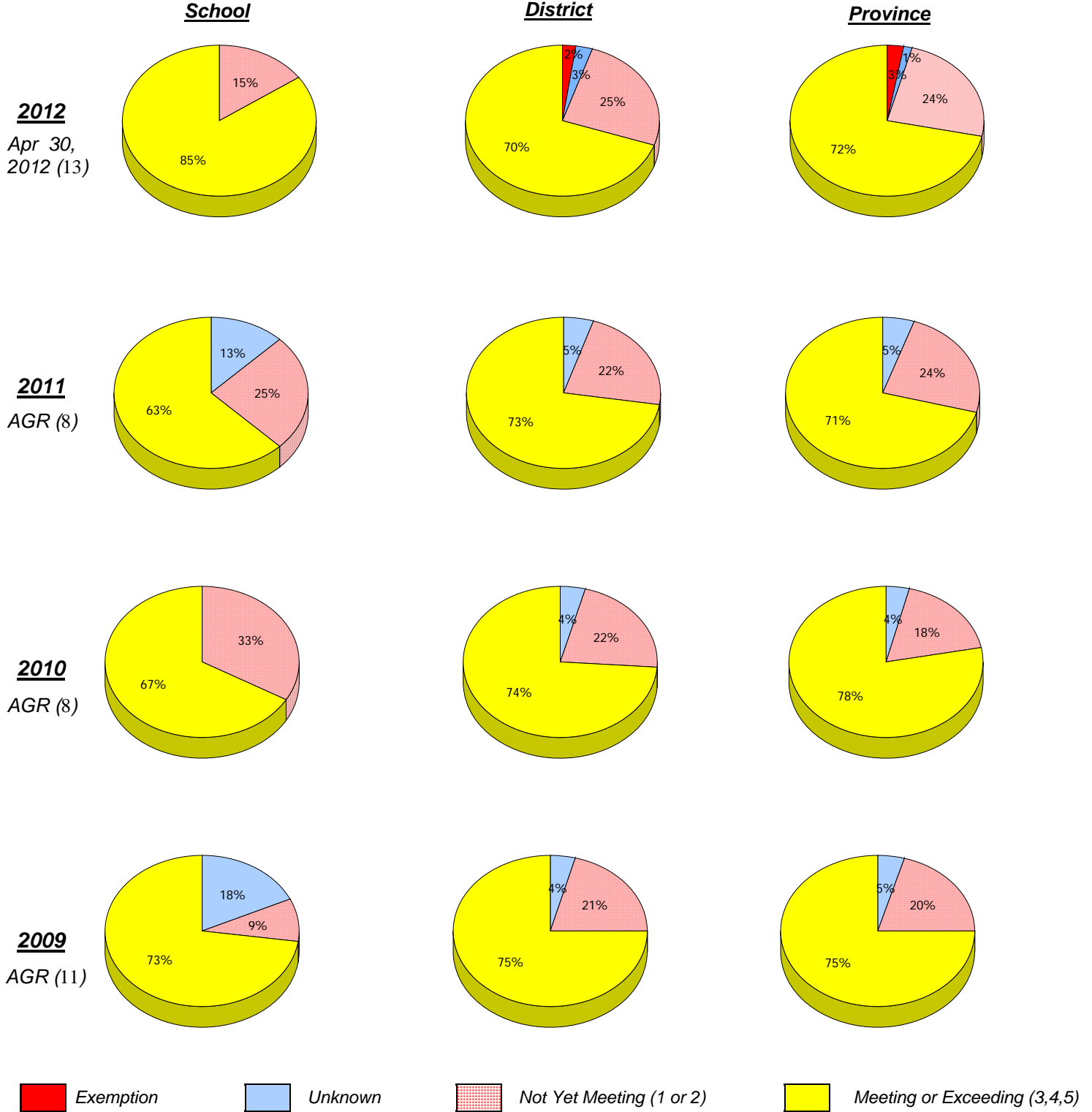
* Mushuau Innu Natuashish School and Sheshatshiu Innu School are excluded from district and provincial results.

* Reading score is composite of Non Fiction and Poet. Source: Division of Evaluation and Research, Department of Education

District 2 - Western

School #: 091 Burgeo Academy

Demand Writing



* In some cases, CRT numbers may exceed AGR numbers based on late enrolments. Pie chart is based on the number of students who wrote the CRT.

* Mushuau Innu Natuashish School and Sheshatshiu Innu School are excluded from district and provincial results.

* Reading score is composite of Non Fiction and Poet. Source: Division of Evaluation and Research, Department of Education

District 2 - Western

School #: 091 Burgeo Academy

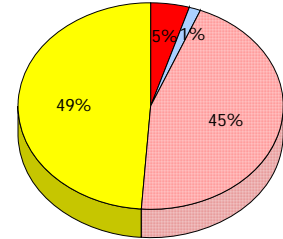
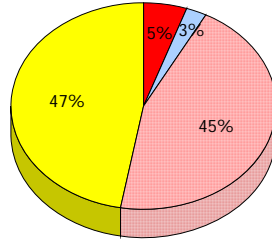
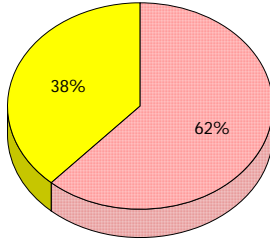
Reading

School

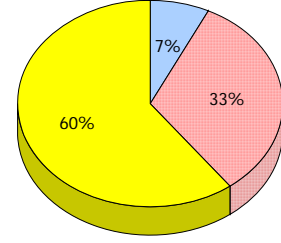
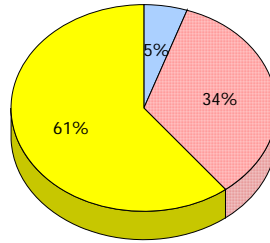
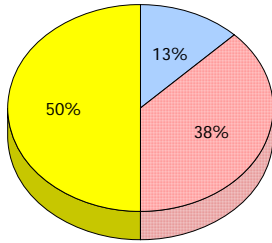
District

Province

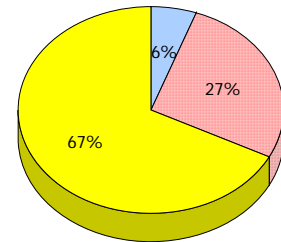
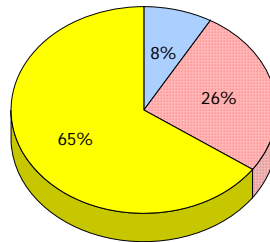
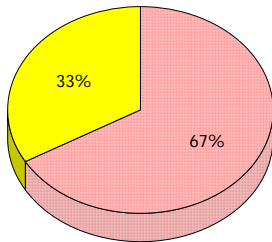
2012
Apr 30,
2012 (13)



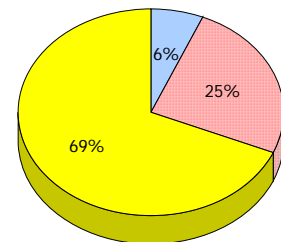
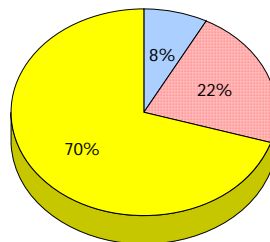
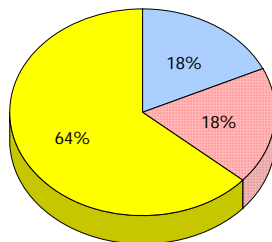
2011
AGR (8)



2010
AGR (8)



2009
AGR (11)



■ Exemption
 ■ Unknown
 ■ Not Yet Meeting (1 or 2)
 ■ Meeting or Exceeding (3,4,5)

* In some cases, CRT numbers may exceed AGR numbers based on late enrolments. Pie chart is based on the number of students who wrote the CRT.

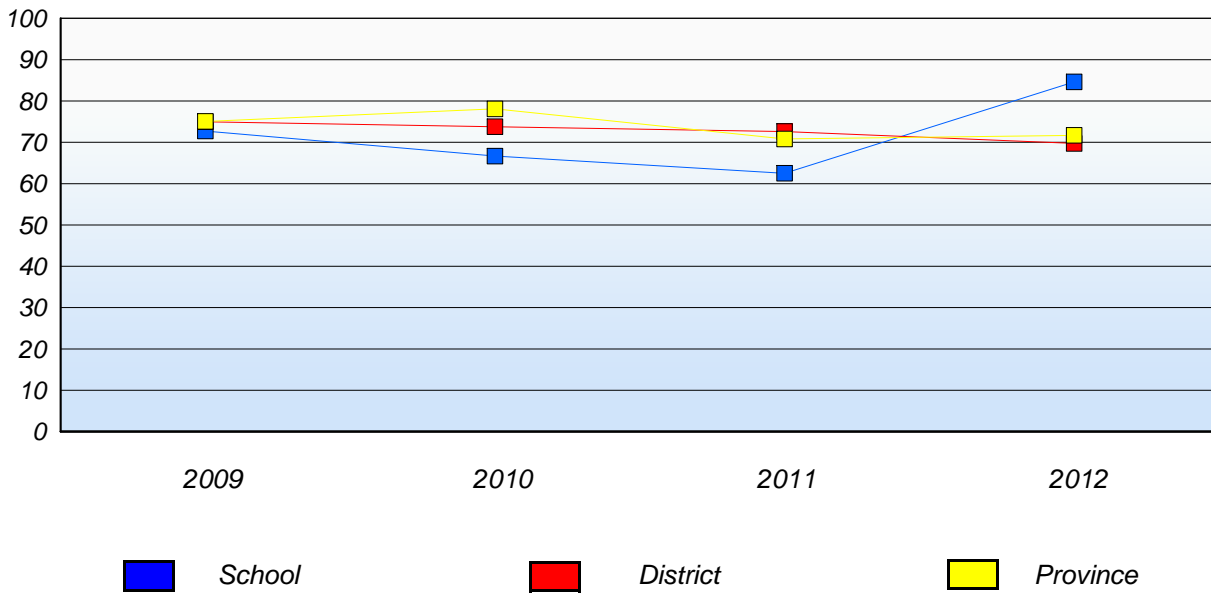
* Mushuau Innu Natuashish School and Sheshatshiu Innu School are excluded from district and provincial results.

* Reading score is composite of Non Fiction and Poet. Source: Division of Evaluation and Research, Department of Education

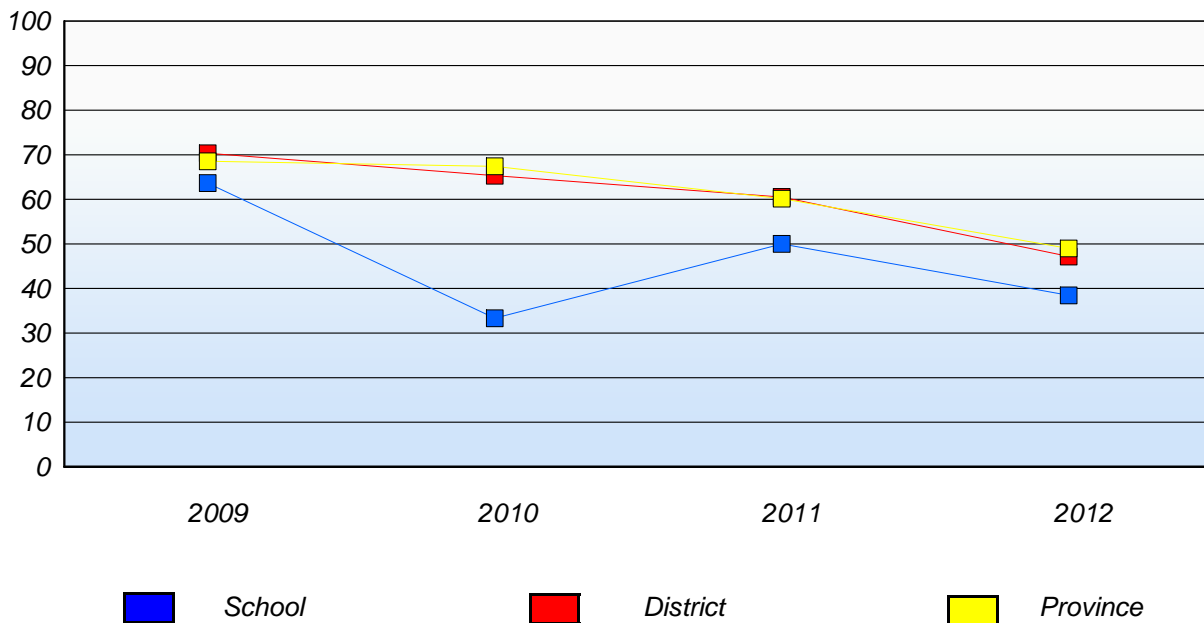
District 2 - Western

School #: 091 Burgeo Academy

Demand Writing
Percentage of students at level 3 or above (2009 - 2012)



Reading
Percentage of students at level 3 or above (2009 - 2012)



* In some cases, CRT numbers may exceed AGR numbers based on late enrolments. Pie chart is based on the number of students who wrote the CRT.

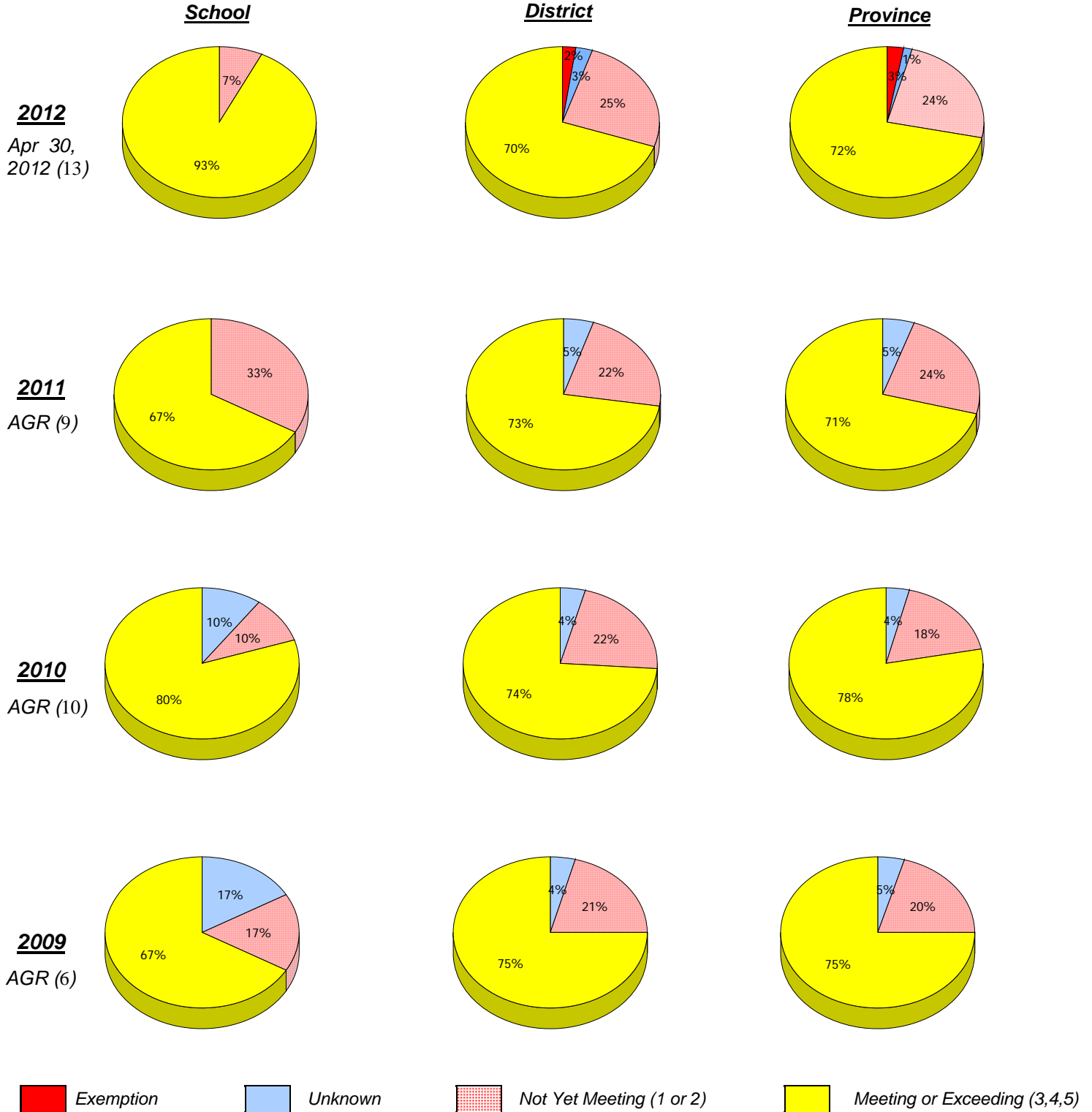
* Mushuau Innu Natuashish School and Sheshatshiu Innu School are excluded from district and provincial results.

* Reading score is composite of Non Fiction and Poet. Source: Division of Evaluation and Research, Department of Education

District 2 - Western

School #: 092 Grandy's River Collegiate

Demand Writing



* In some cases, CRT numbers may exceed AGR numbers based on late enrolments. Pie chart is based on the number of students who wrote the CRT.

* Mushuau Innu Natuashish School and Sheshatshiu Innu School are excluded from district and provincial results.

* Reading score is composite of Non Fiction and Poet. Source: Division of Evaluation and Research, Department of Education

District 2 - Western

School #: 092 Grandy's River Collegiate

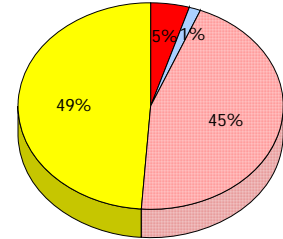
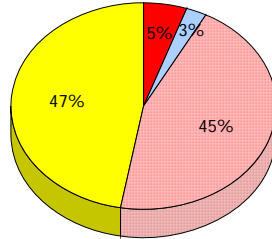
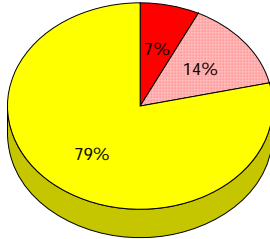
Reading

School

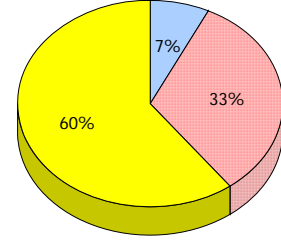
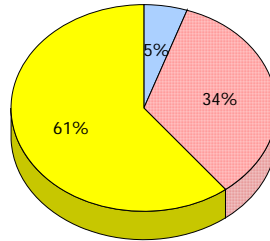
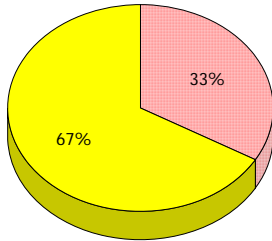
District

Province

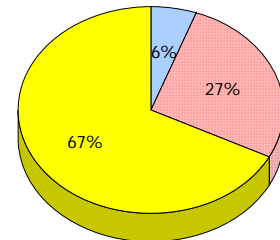
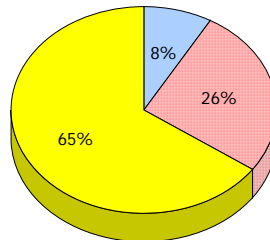
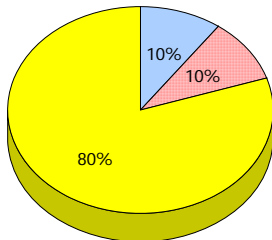
2012
Apr 30,
2012 (13)



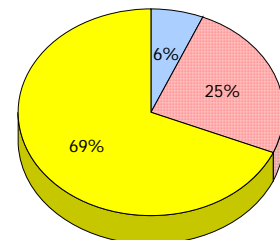
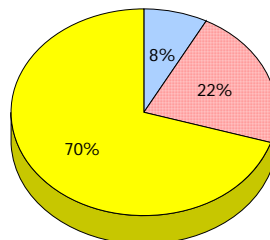
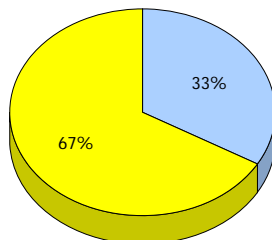
2011
AGR (9)



2010
AGR (10)



2009
AGR (6)



■ Exemption
 ■ Unknown
 ■ Not Yet Meeting (1 or 2)
 ■ Meeting or Exceeding (3,4,5)

* In some cases, CRT numbers may exceed AGR numbers based on late enrolments. Pie chart is based on the number of students who wrote the CRT.

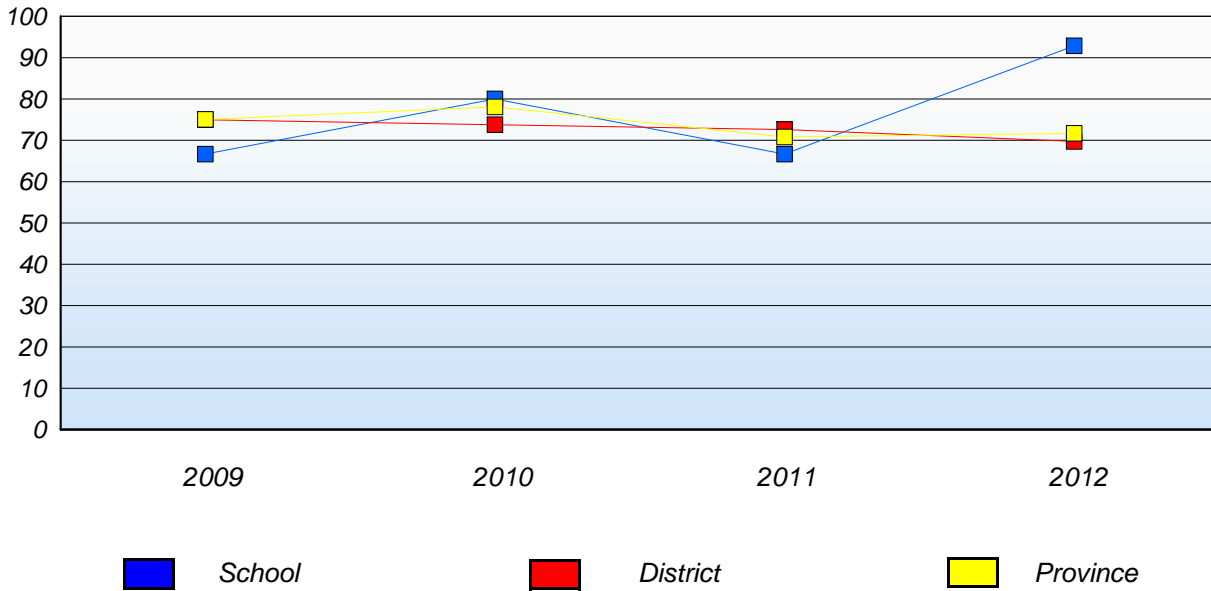
* Mushuau Innu Natuashish School and Sheshatshiu Innu School are excluded from district and provincial results.

* Reading score is composite of Non Fiction and Poet. Source: Division of Evaluation and Research, Department of Education

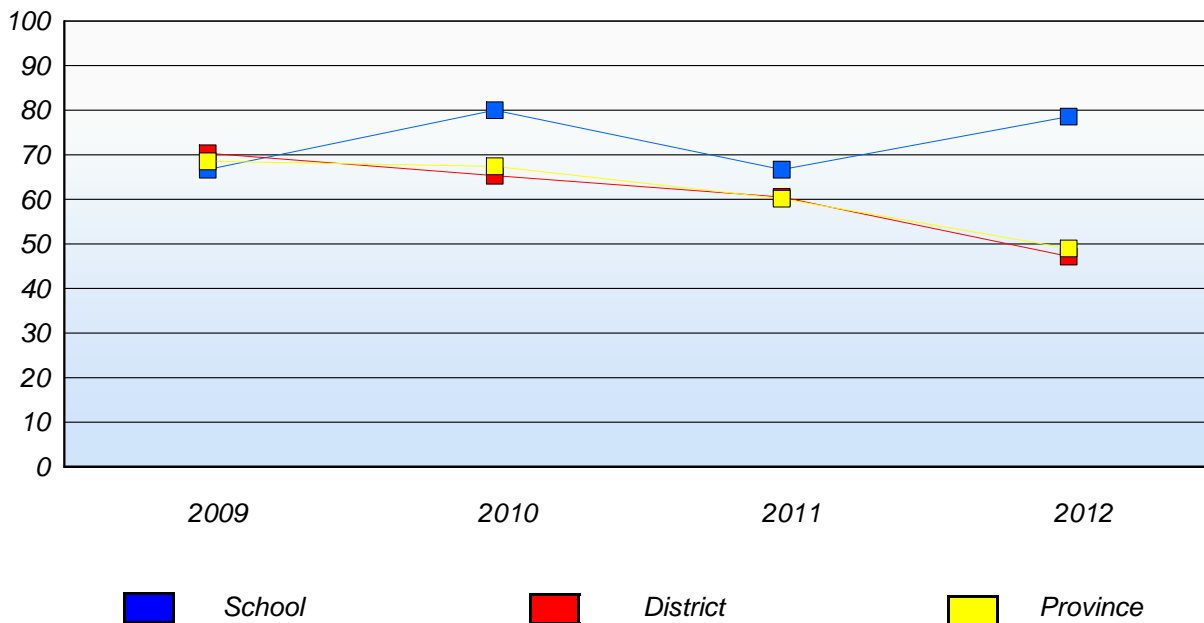
District 2 - Western

School #: 092 Grandy's River Collegiate

Demand Writing
Percentage of students at level 3 or above (2009 - 2012)



Reading
Percentage of students at level 3 or above (2009 - 2012)



* In some cases, CRT numbers may exceed AGR numbers based on late enrolments. Pie chart is based on the number of students who wrote the CRT.

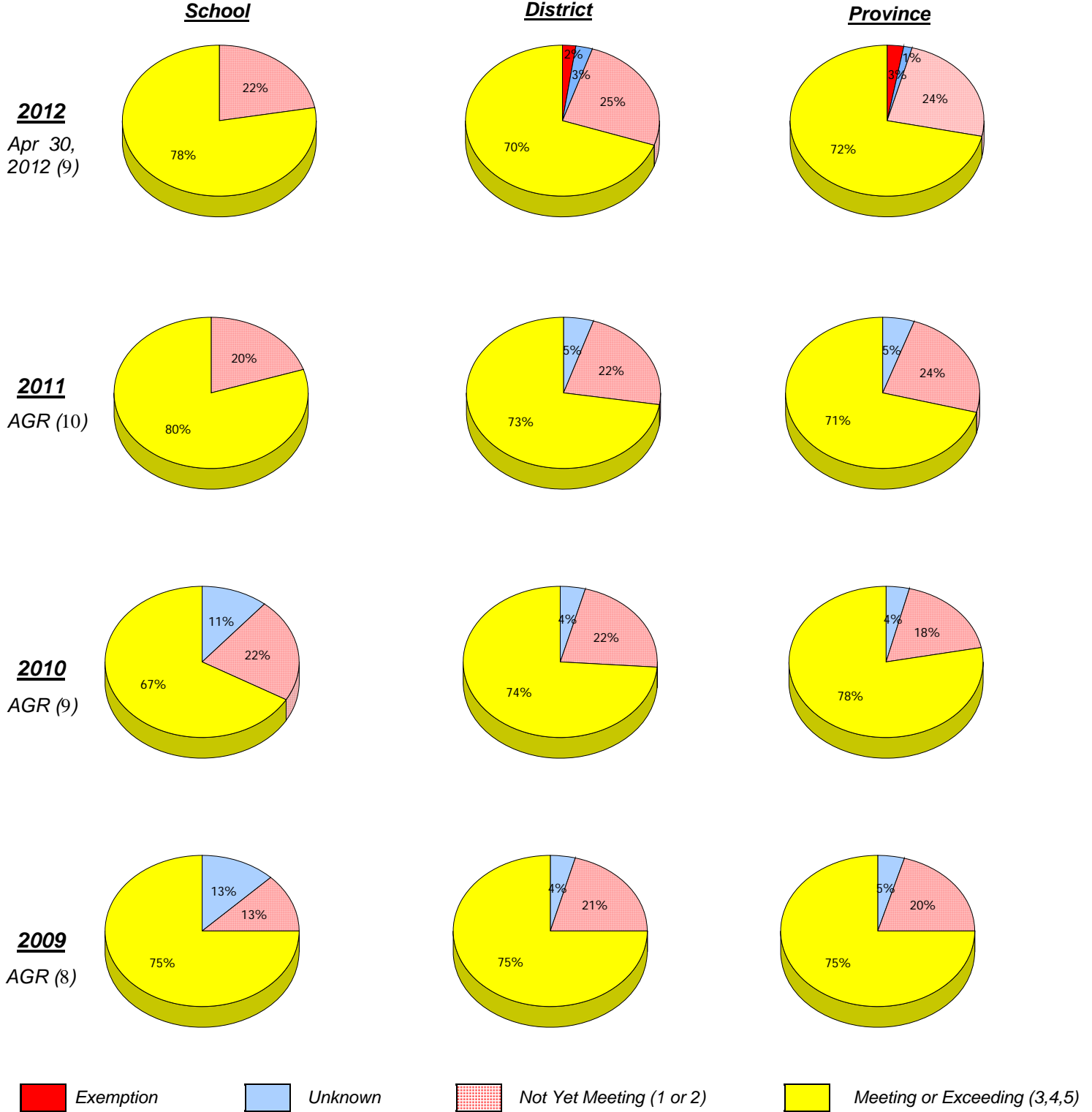
* Mushuau Innu Natuashish School and Sheshatshiu Innu School are excluded from district and provincial results.

* Reading score is composite of Non Fiction and Poet. Source: Division of Evaluation and Research, Department of Education

District 2 - Western

School #: 096 Our Lady of the Cape School

Demand Writing



* In some cases, CRT numbers may exceed AGR numbers based on late enrolments. Pie chart is based on the number of students who wrote the CRT.

* Mushuau Innu Natuashish School and Sheshatshiu Innu School are excluded from district and provincial results.

* Reading score is composite of Non Fiction and Poet. Source: Division of Evaluation and Research, Department of Education

District 2 - Western

School #: 096 Our Lady of the Cape School

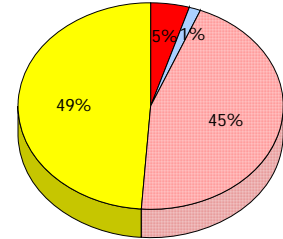
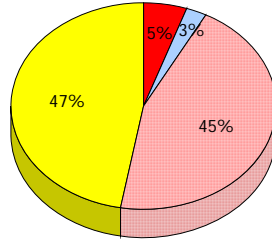
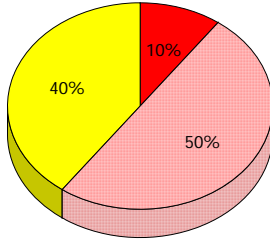
Reading

School

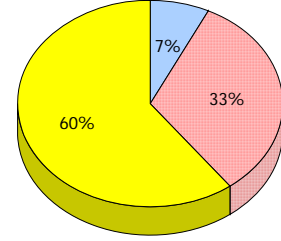
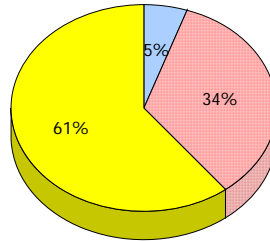
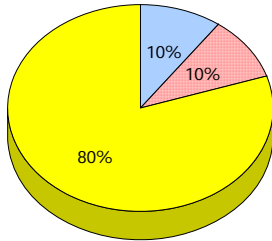
District

Province

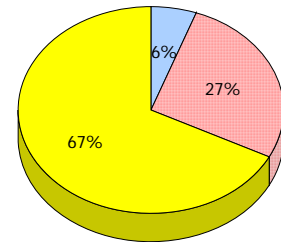
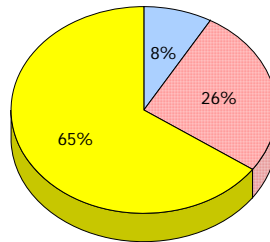
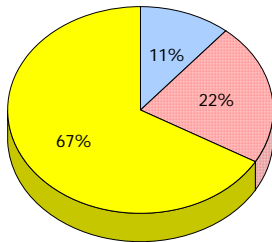
2012
Apr 30,
2012 (9)



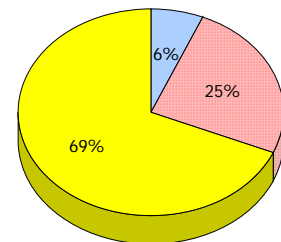
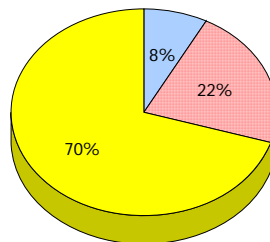
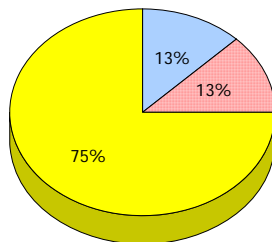
2011
AGR (10)



2010
AGR (9)



2009
AGR (8)



■ Exemption
 ■ Unknown
 ■ Not Yet Meeting (1 or 2)
 ■ Meeting or Exceeding (3,4,5)

* In some cases, CRT numbers may exceed AGR numbers based on late enrolments. Pie chart is based on the number of students who wrote the CRT.

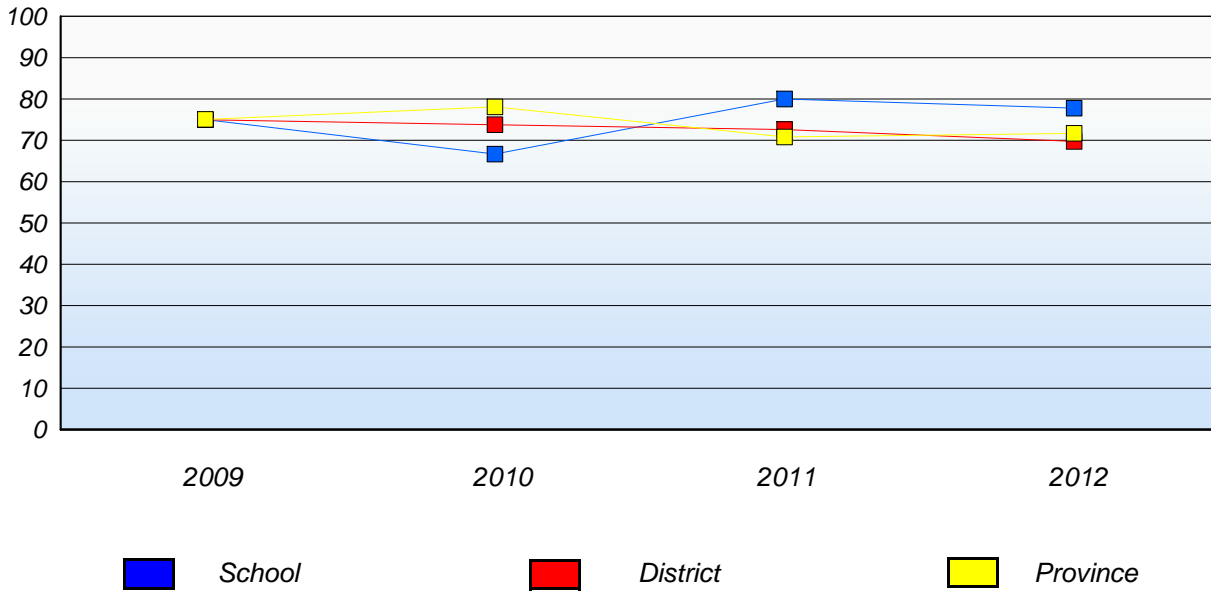
* Mushuau Innu Natuashish School and Sheshatshiu Innu School are excluded from district and provincial results.

* Reading score is composite of Non Fiction and Poet. Source: Division of Evaluation and Research, Department of Education

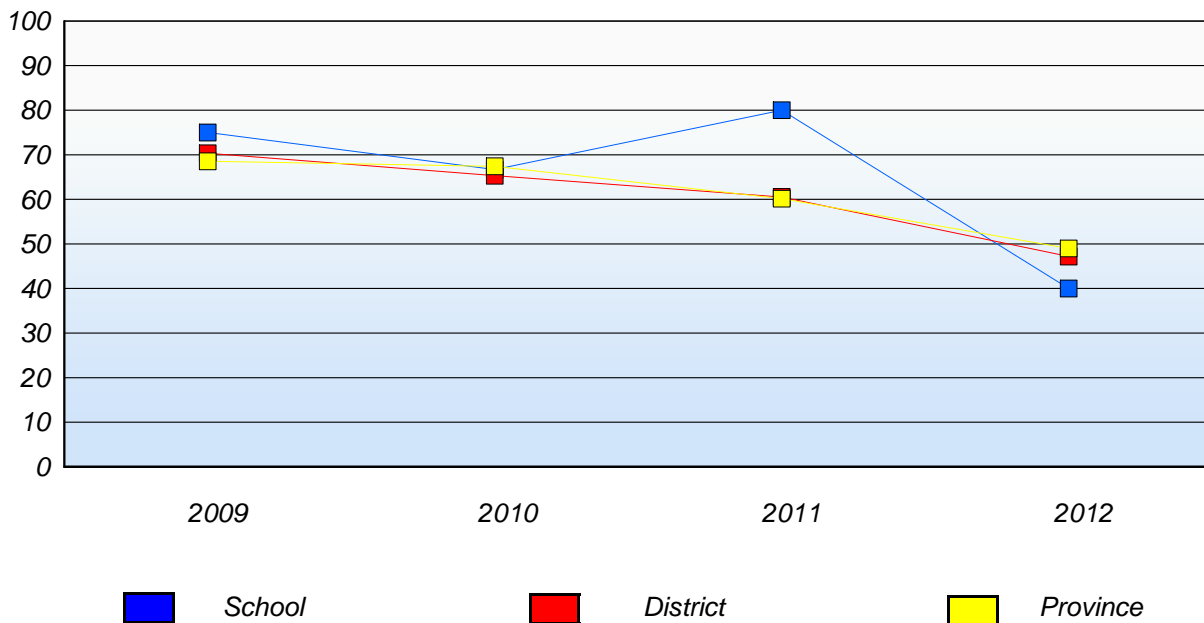
District 2 - Western

School #: 096 Our Lady of the Cape School

Demand Writing
Percentage of students at level 3 or above (2009 - 2012)



Reading
Percentage of students at level 3 or above (2009 - 2012)



* In some cases, CRT numbers may exceed AGR numbers based on late enrolments. Pie chart is based on the number of students who wrote the CRT.

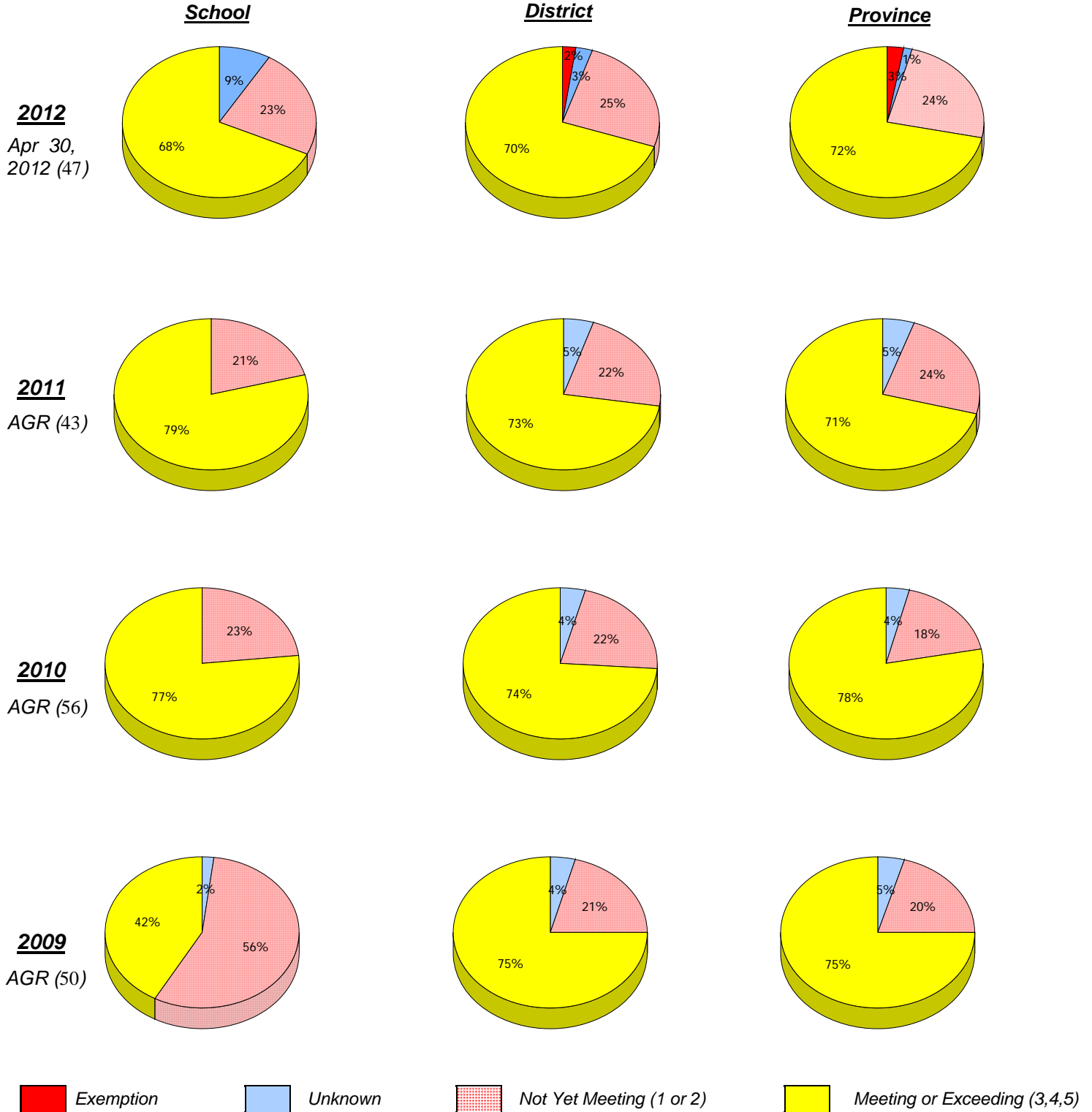
* Mushuau Innu Natuashish School and Sheshatshiu Innu School are excluded from district and provincial results.

* Reading score is composite of Non Fiction and Poet. Source: Division of Evaluation and Research, Department of Education

District 2 - Western

School #: 097 St. James' Elementary

Demand Writing



* In some cases, CRT numbers may exceed AGR numbers based on late enrolments. Pie chart is based on the number of students who wrote the CRT.

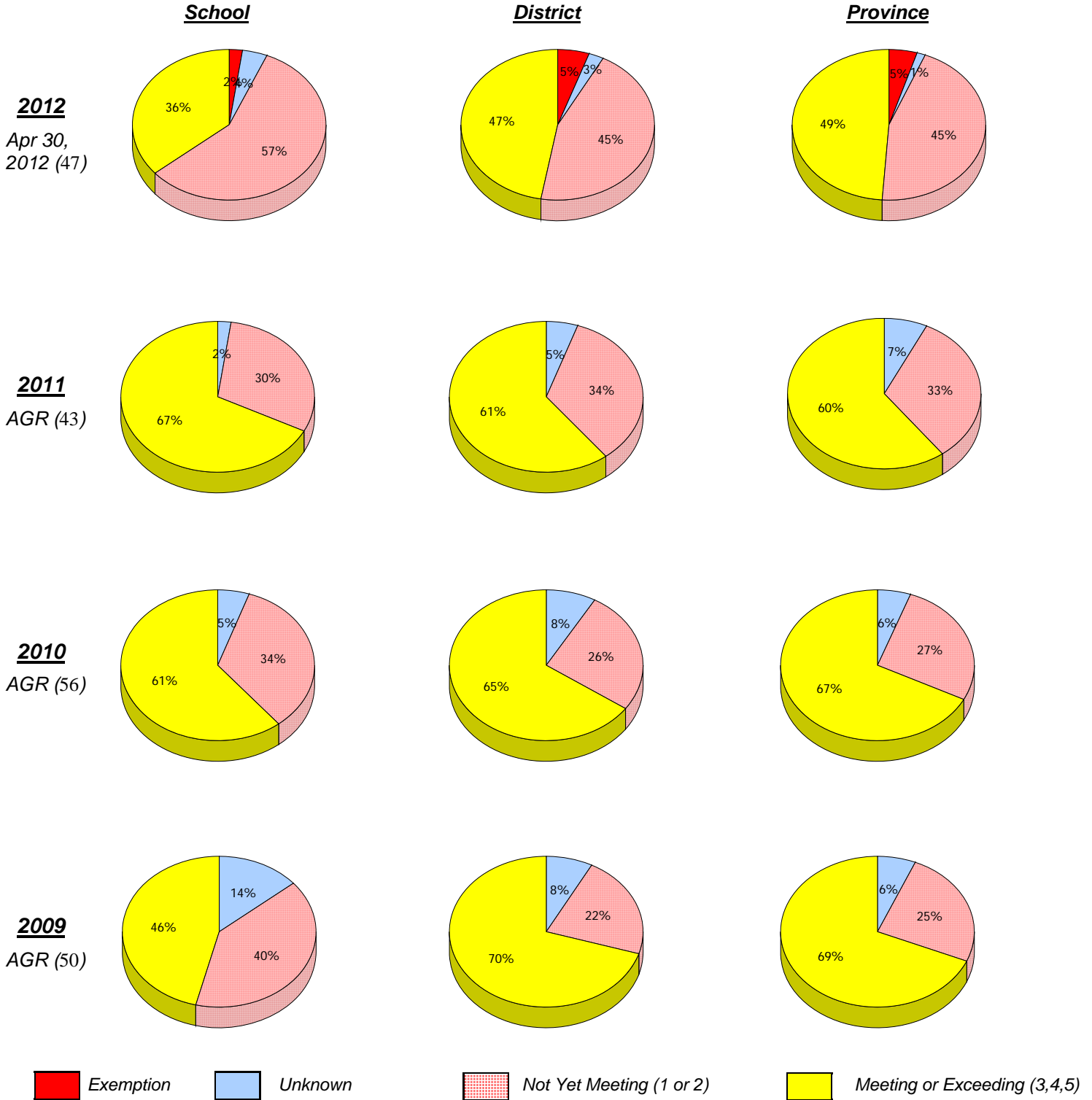
* Mushuau Innu Natuashish School and Sheshatshiu Innu School are excluded from district and provincial results.

* Reading score is composite of Non Fiction and Poet. Source: Division of Evaluation and Research, Department of Education

District 2 - Western

School #: 097 St. James' Elementary

Reading



* In some cases, CRT numbers may exceed AGR numbers based on late enrolments. Pie chart is based on the number of students who wrote the CRT.

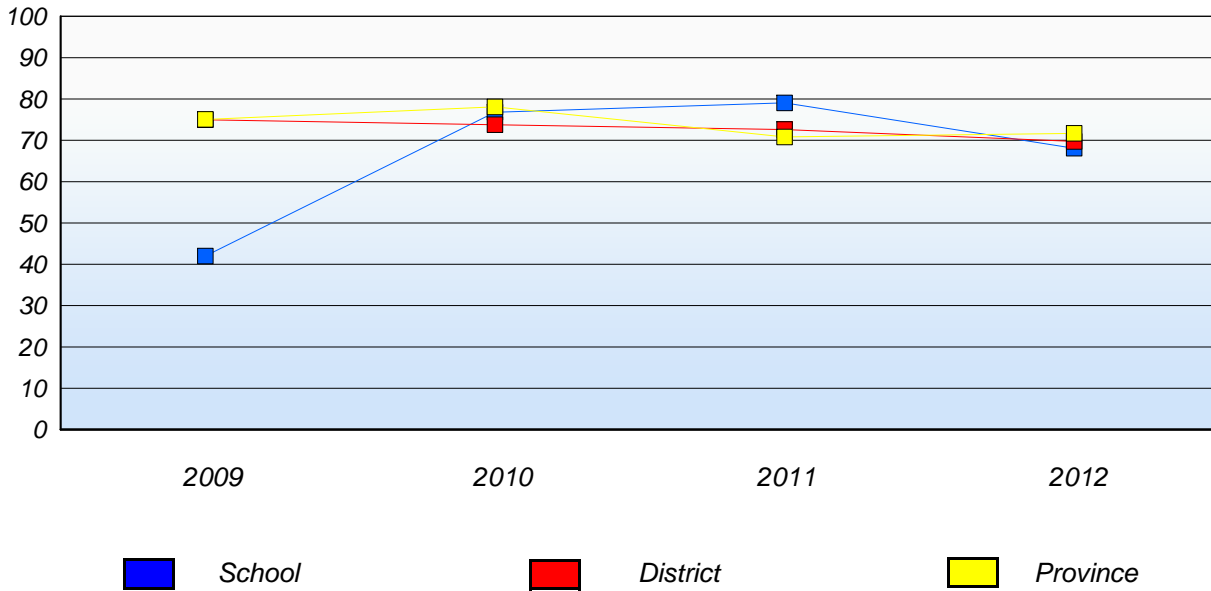
* Mushuau Innu Natuashish School and Sheshatshiu Innu School are excluded from district and provincial results.

* Reading score is composite of Non Fiction and Poet. Source: Division of Evaluation and Research, Department of Education

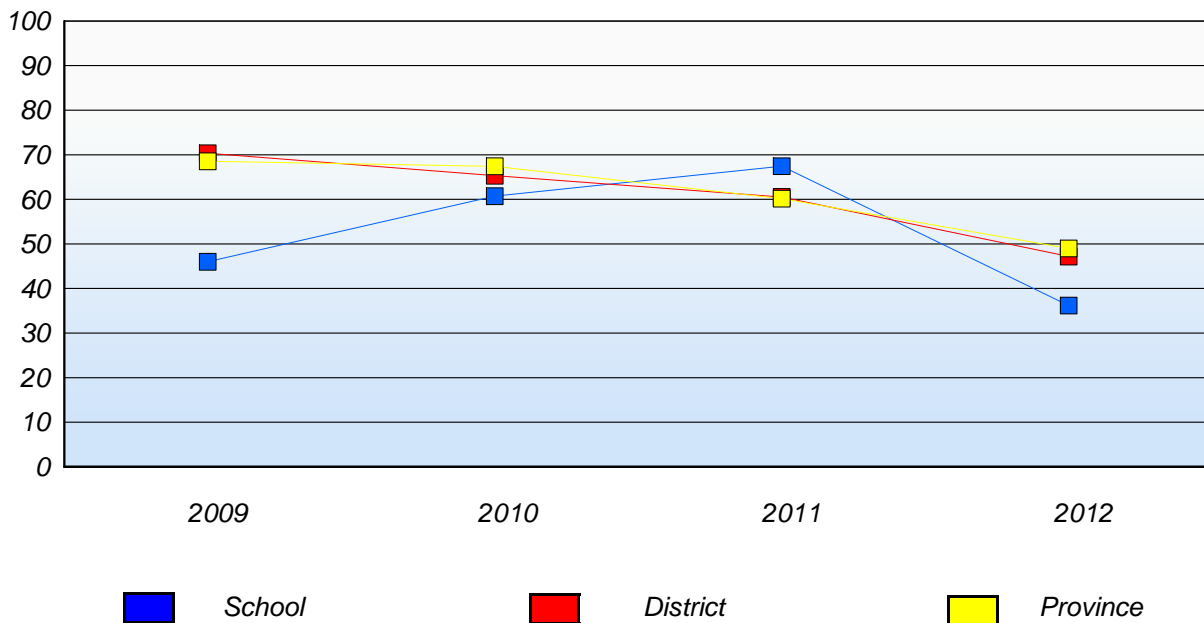
District 2 - Western

School #: 097 St. James' Elementary

Demand Writing
Percentage of students at level 3 or above (2009 - 2012)



Reading
Percentage of students at level 3 or above (2009 - 2012)



* In some cases, CRT numbers may exceed AGR numbers based on late enrolments. Pie chart is based on the number of students who wrote the CRT.

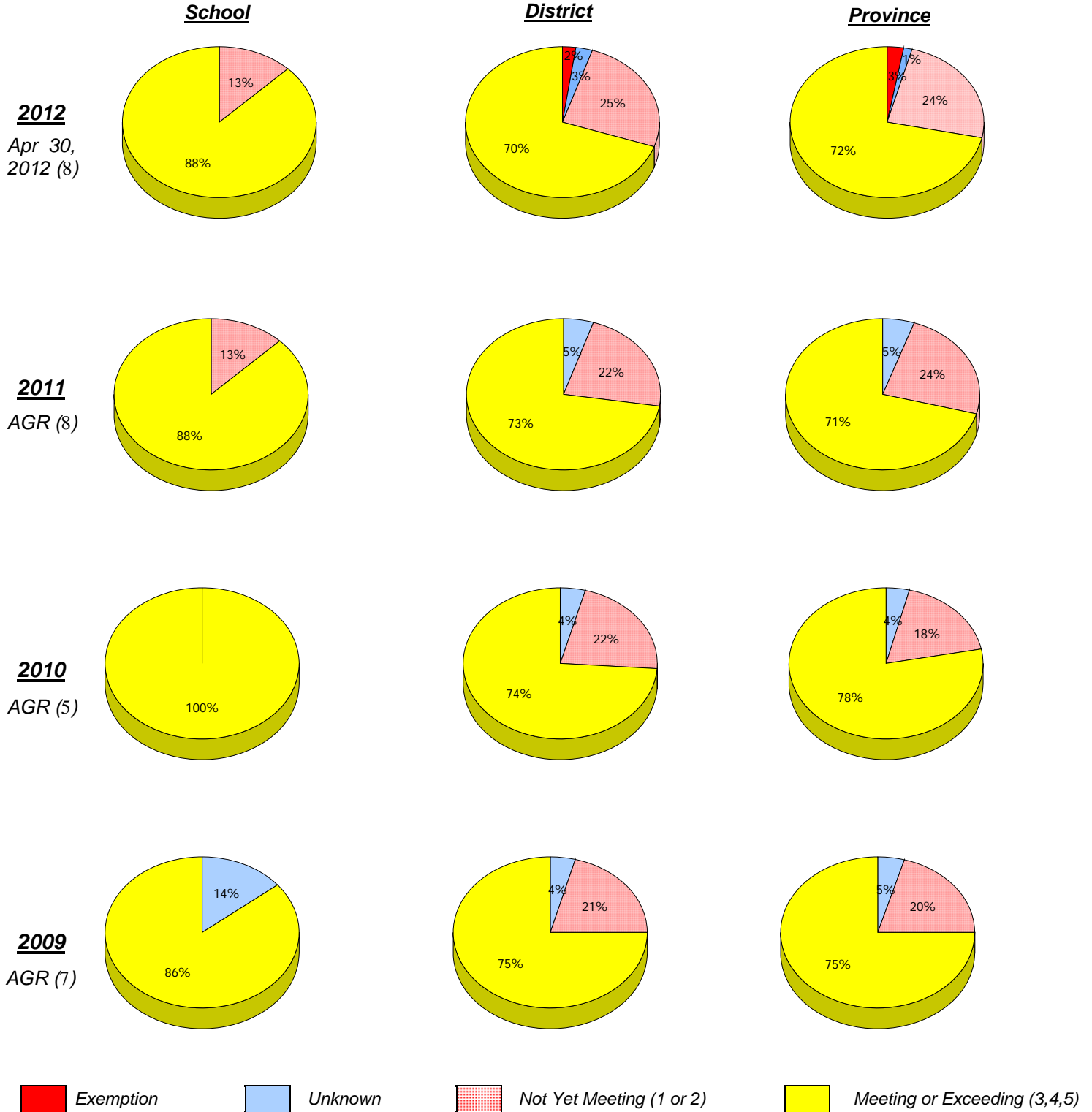
* Mushuau Innu Natuashish School and Sheshatshiu Innu School are excluded from district and provincial results.

* Reading score is composite of Non Fiction and Poet. Source: Division of Evaluation and Research, Department of Education

District 2 - Western

School #: 103 LeGallais Memorial

Demand Writing



* In some cases, CRT numbers may exceed AGR numbers based on late enrolments. Pie chart is based on the number of students who wrote the CRT.

* Mushuau Innu Natuashish School and Sheshatshiu Innu School are excluded from district and provincial results.

* Reading score is composite of Non Fiction and Poet. Source: Division of Evaluation and Research, Department of Education

District 2 - Western

School #: 103 LeGallais Memorial

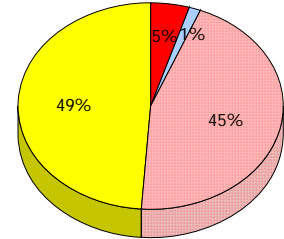
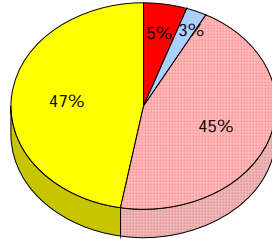
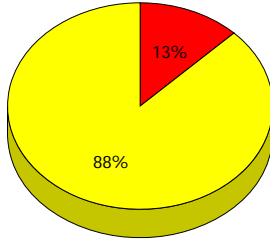
Reading

School

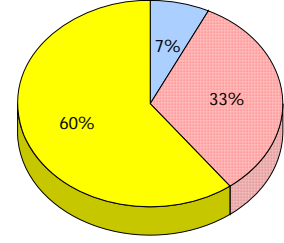
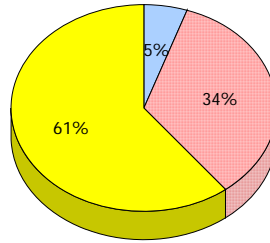
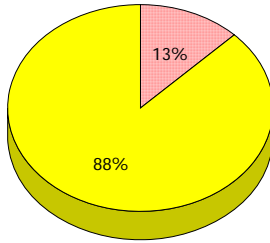
District

Province

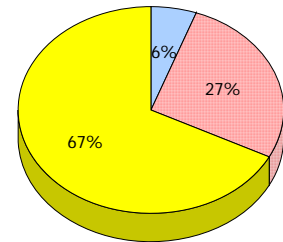
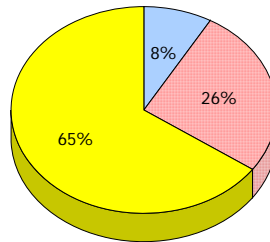
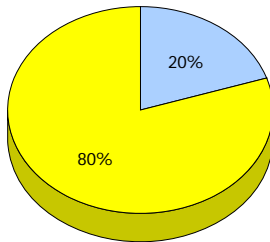
2012
Apr 30,
2012 (8)



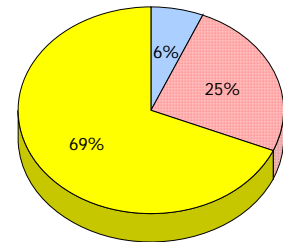
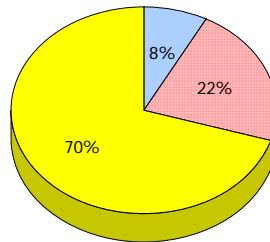
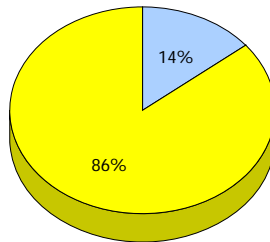
2011
AGR (8)



2010
AGR (5)



2009
AGR (7)



■ Exemption
 ■ Unknown
 ■ Not Yet Meeting (1 or 2)
 ■ Meeting or Exceeding (3,4,5)

* In some cases, CRT numbers may exceed AGR numbers based on late enrolments. Pie chart is based on the number of students who wrote the CRT.

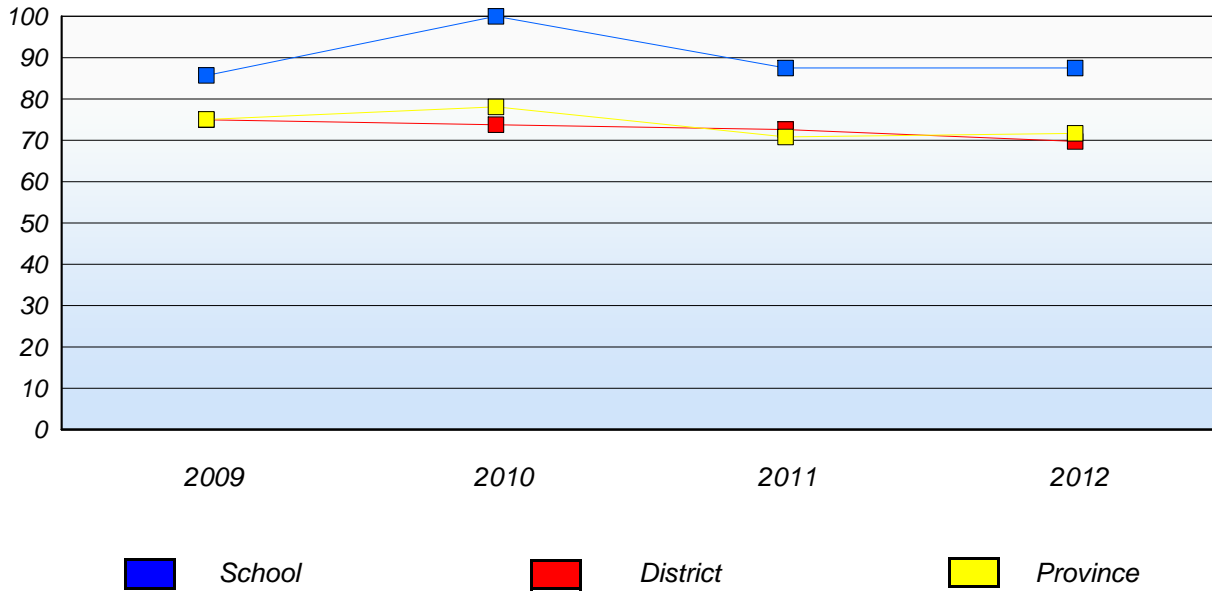
* Mushuau Innu Natuashish School and Sheshatshiu Innu School are excluded from district and provincial results.

* Reading score is composite of Non Fiction and Poet. Source: Division of Evaluation and Research, Department of Education

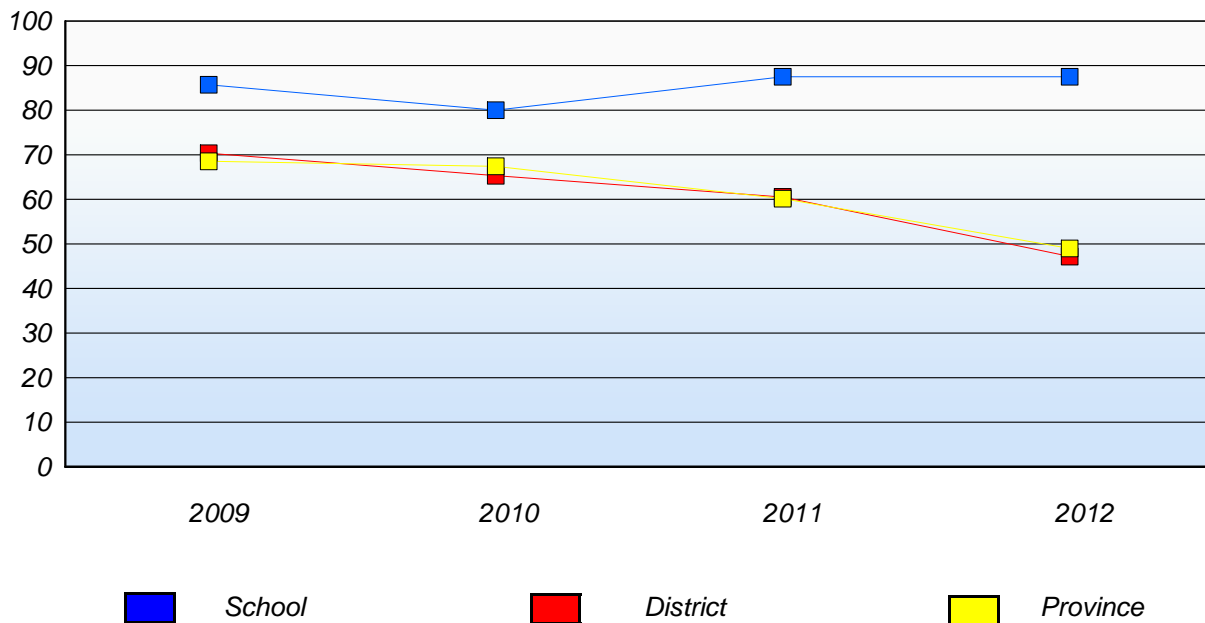
District 2 - Western

School #: 103 LeGallais Memorial

Demand Writing
Percentage of students at level 3 or above (2009 - 2012)



Reading
Percentage of students at level 3 or above (2009 - 2012)



* In some cases, CRT numbers may exceed AGR numbers based on late enrolments. Pie chart is based on the number of students who wrote the CRT.

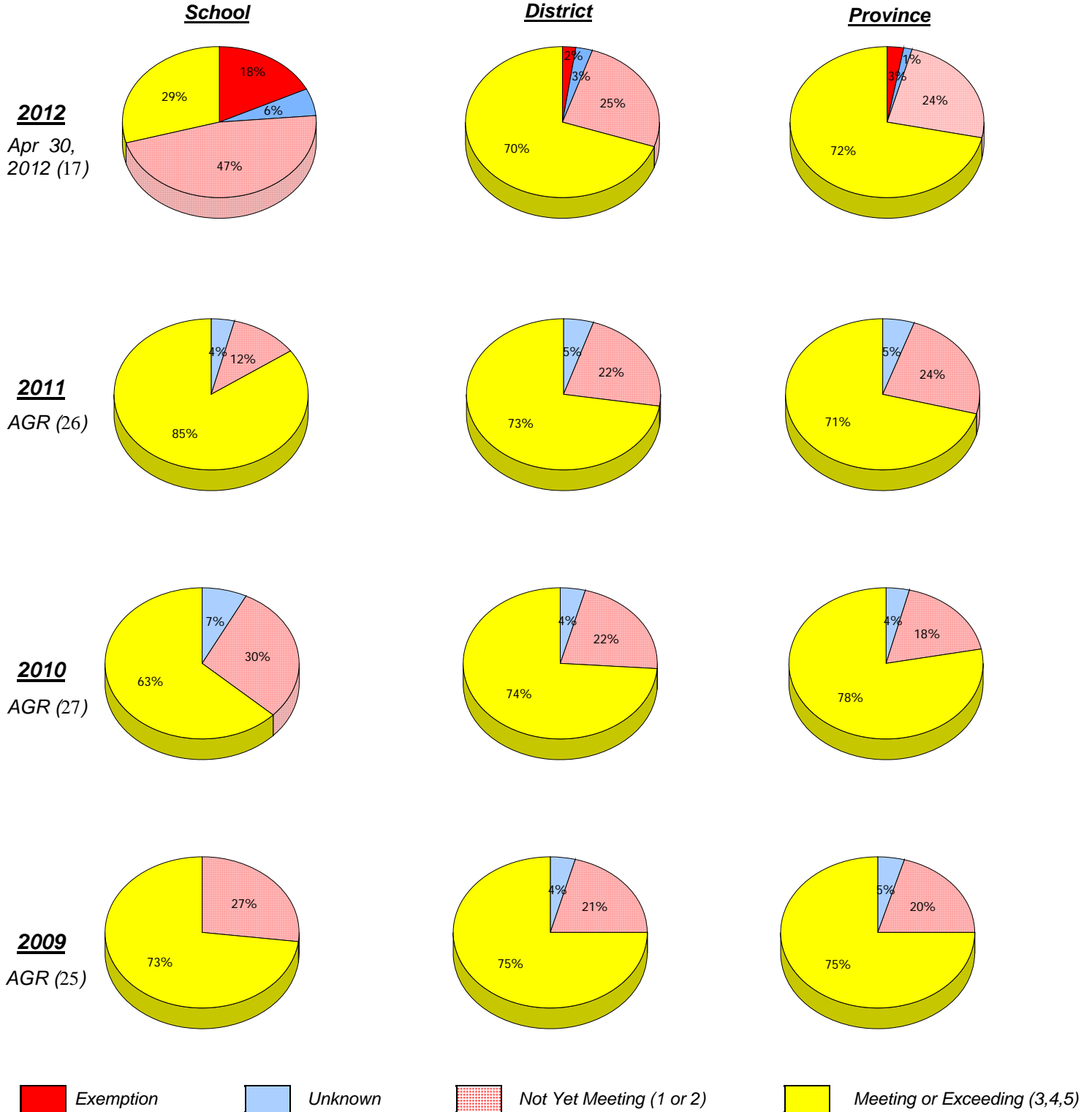
* Mushuau Innu Natuashish School and Sheshatshiu Innu School are excluded from district and provincial results.

* Reading score is composite of Non Fiction and Poet. Source: Division of Evaluation and Research, Department of Education

District 2 - Western

School #: 106 Lourdes Elementary

Demand Writing



* In some cases, CRT numbers may exceed AGR numbers based on late enrolments. Pie chart is based on the number of students who wrote the CRT.

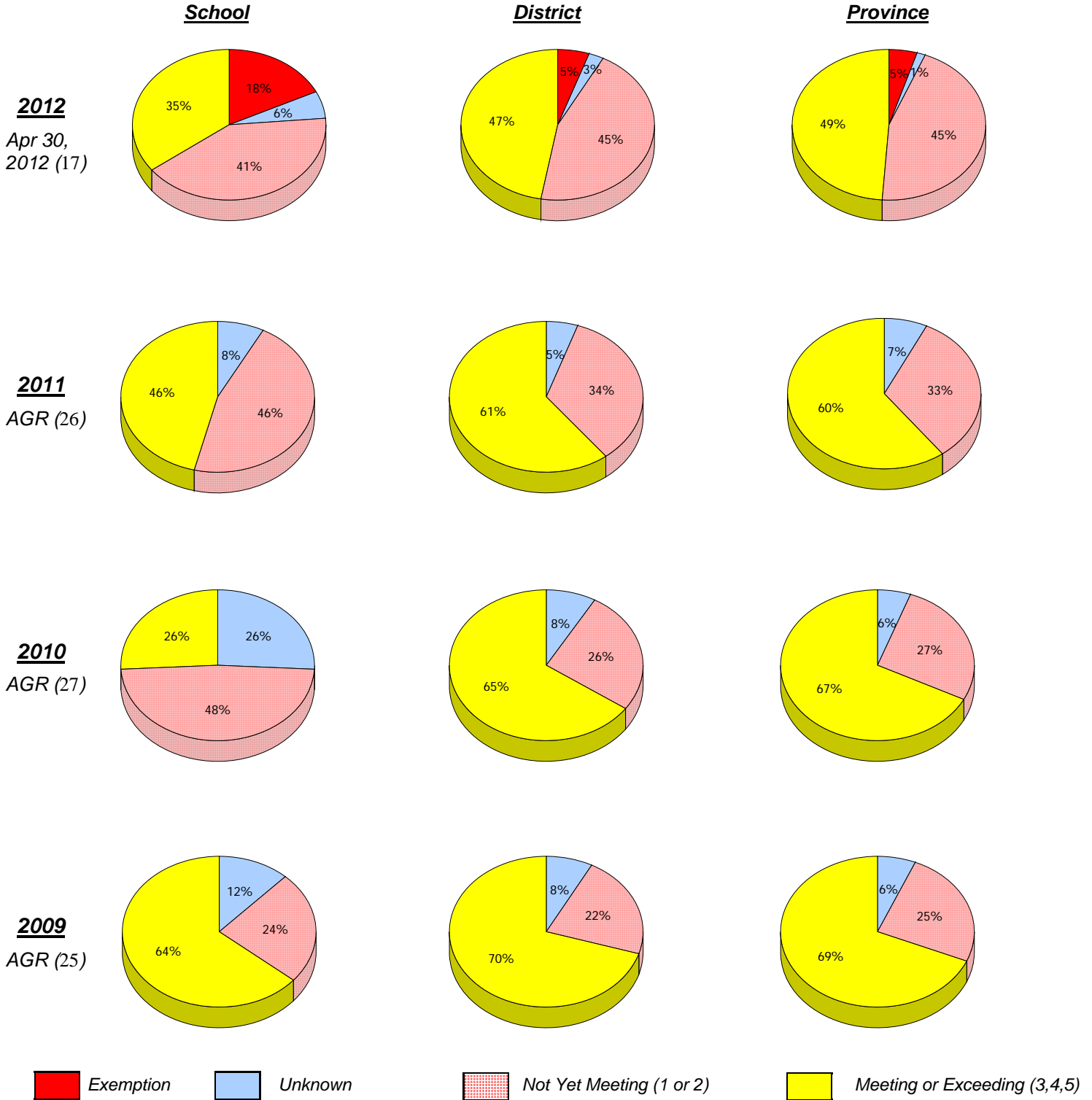
* Mushuau Innu Natuashish School and Sheshatshiu Innu School are excluded from district and provincial results.

* Reading score is composite of Non Fiction and Poet. Source: Division of Evaluation and Research, Department of Education

District 2 - Western

School #: 106 Lourdes Elementary

Reading



* In some cases, CRT numbers may exceed AGR numbers based on late enrolments. Pie chart is based on the number of students who wrote the CRT.

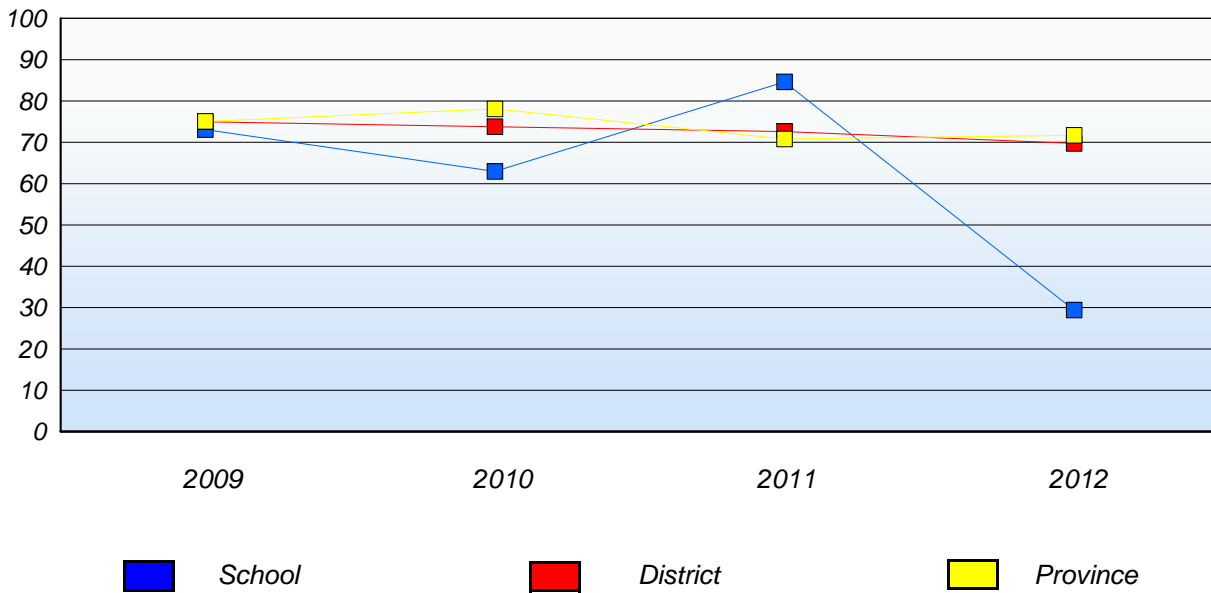
* Mushuau Innu Natuashish School and Sheshatshiu Innu School are excluded from district and provincial results.

* Reading score is composite of Non Fiction and Poet. Source: Division of Evaluation and Research, Department of Education

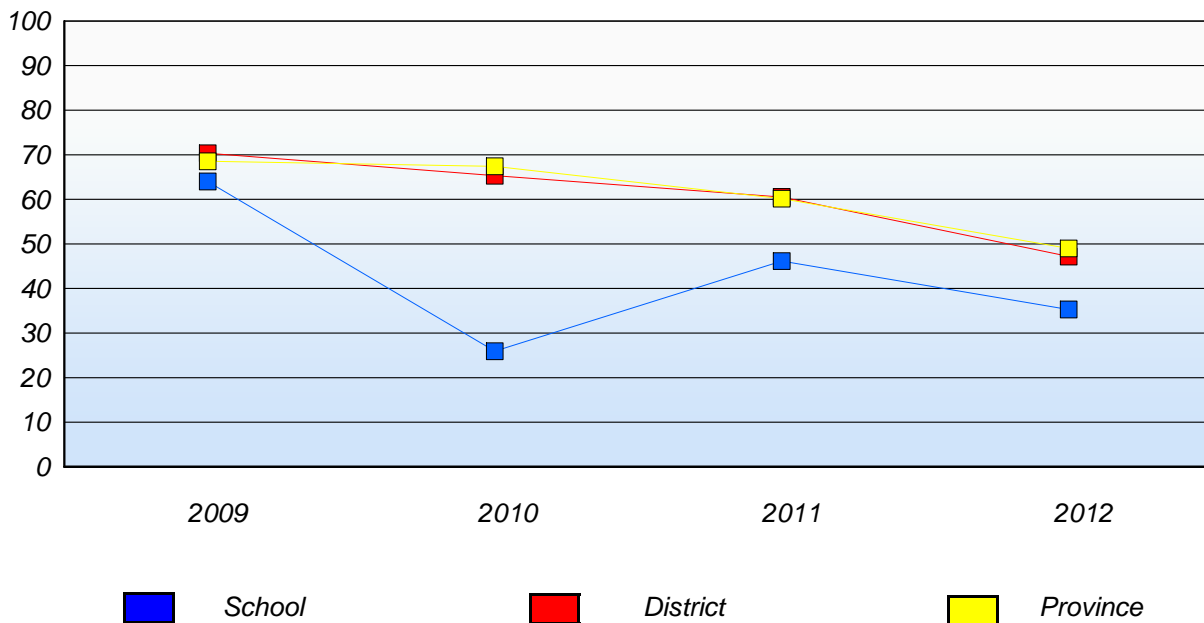
District 2 - Western

School #: 106 Lourdes Elementary

Demand Writing
Percentage of students at level 3 or above (2009 - 2012)



Reading
Percentage of students at level 3 or above (2009 - 2012)



* In some cases, CRT numbers may exceed AGR numbers based on late enrolments. Pie chart is based on the number of students who wrote the CRT.

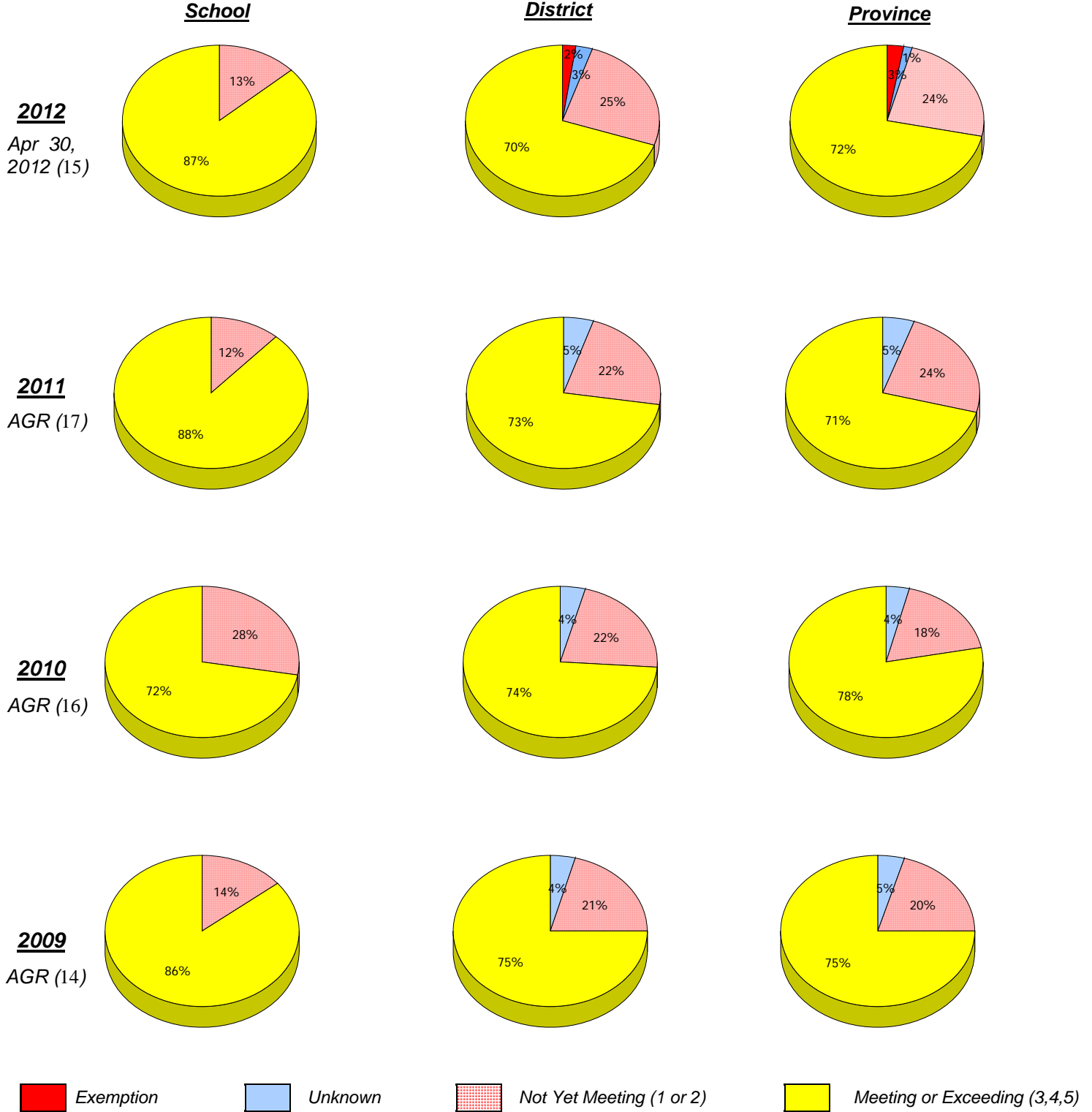
* Mushuau Innu Natuashish School and Sheshatshiu Innu School are excluded from district and provincial results.

* Reading score is composite of Non Fiction and Poet. Source: Division of Evaluation and Research, Department of Education

District 2 - Western

School #: 111 St. Thomas Aquinas

Demand Writing



* In some cases, CRT numbers may exceed AGR numbers based on late enrolments. Pie chart is based on the number of students who wrote the CRT.

* Mushuau Innu Natuashish School and Sheshatshiu Innu School are excluded from district and provincial results.

* Reading score is composite of Non Fiction and Poet. Source: Division of Evaluation and Research, Department of Education

District 2 - Western

School #: 111 St. Thomas Aquinas

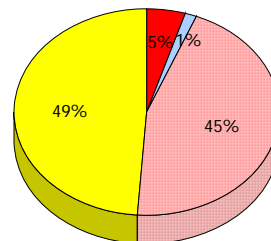
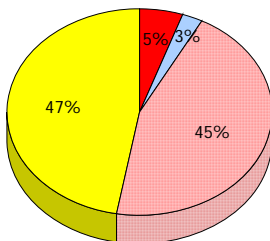
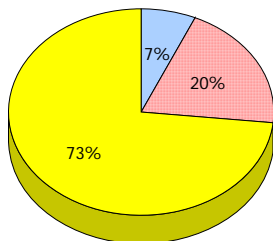
Reading

School

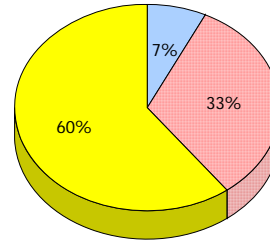
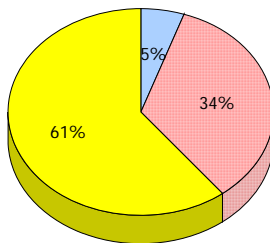
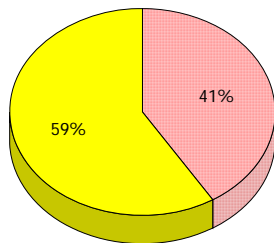
District

Province

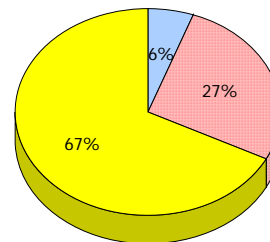
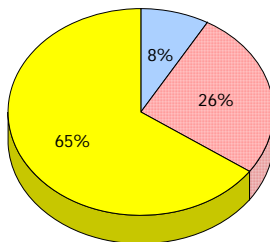
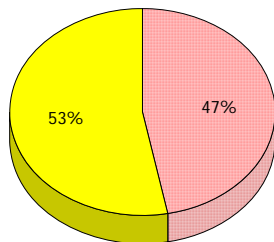
2012
Apr 30,
2012 (15)



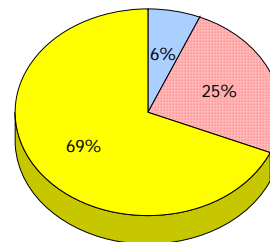
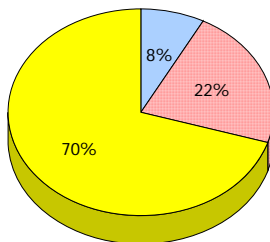
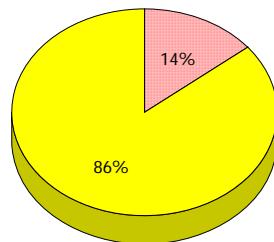
2011
AGR (17)



2010
AGR (16)



2009
AGR (14)



Exemption
 Unknown
 Not Yet Meeting (1 or 2)
 Meeting or Exceeding (3,4,5)

* In some cases, CRT numbers may exceed AGR numbers based on late enrolments. Pie chart is based on the number of students who wrote the CRT.

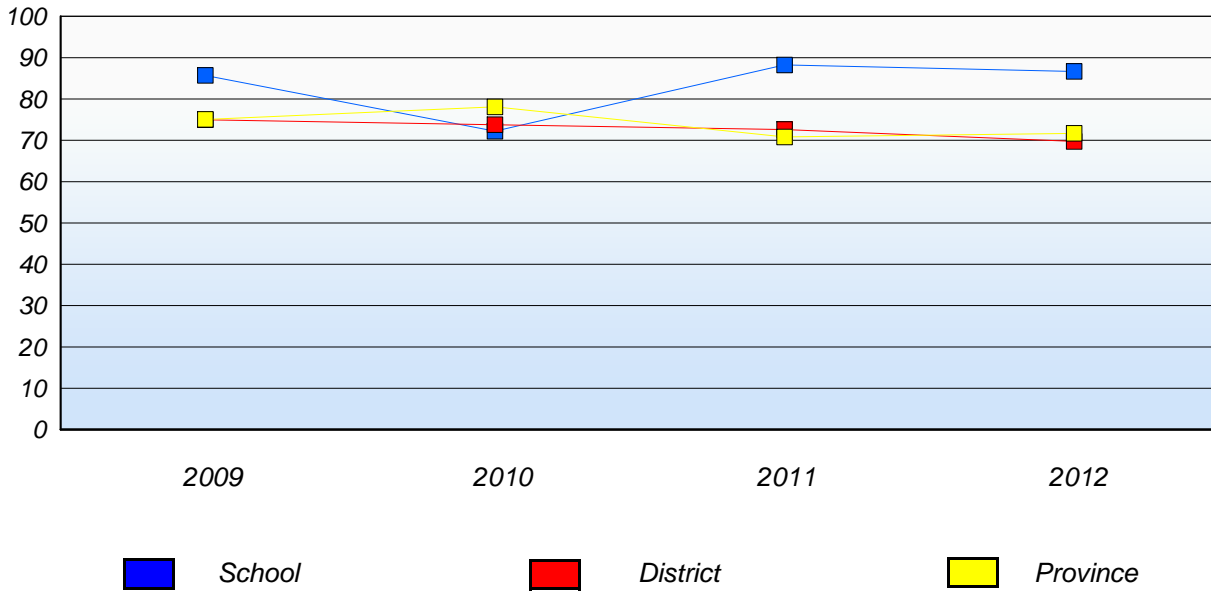
* Mushuau Innu Natuashish School and Sheshatshiu Innu School are excluded from district and provincial results.

* Reading score is composite of Non Fiction and Poet. Source: Division of Evaluation and Research, Department of Education

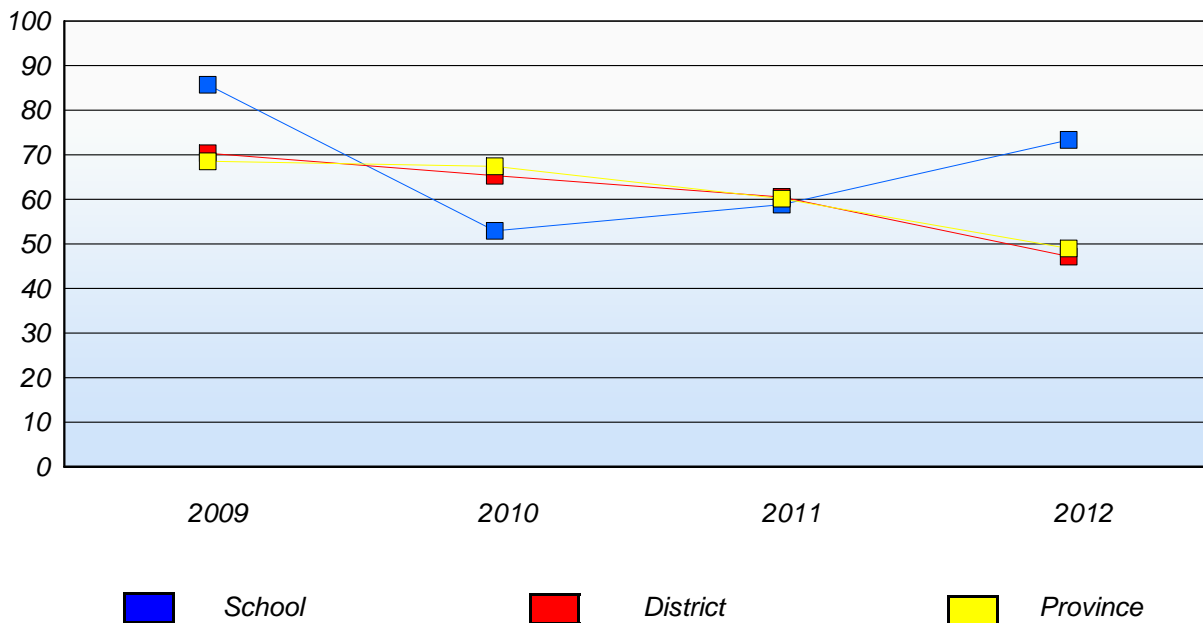
District 2 - Western

School #: 111 St. Thomas Aquinas

Demand Writing
Percentage of students at level 3 or above (2009 - 2012)



Reading
Percentage of students at level 3 or above (2009 - 2012)



* In some cases, CRT numbers may exceed AGR numbers based on late enrolments. Pie chart is based on the number of students who wrote the CRT.

* Mushuau Innu Natuashish School and Sheshatshiu Innu School are excluded from district and provincial results.

* Reading score is composite of Non Fiction and Poet. Source: Division of Evaluation and Research, Department of Education

District 2 - Western

School #: 113 St. Boniface All Grade

Demand Writing

School

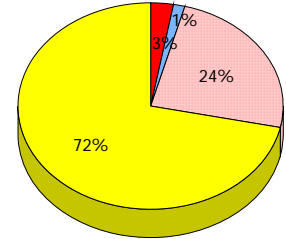
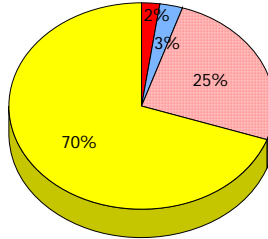
School data with 5 or fewer students withheld for reasons of confidentiality.

District

Province

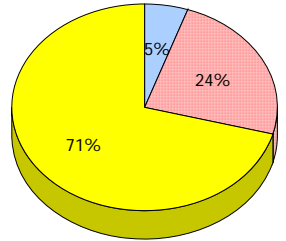
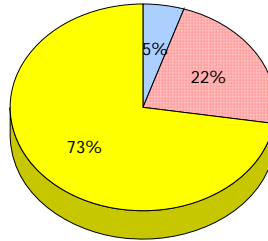
2012

Apr 30,
2012 (5)



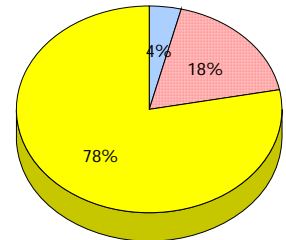
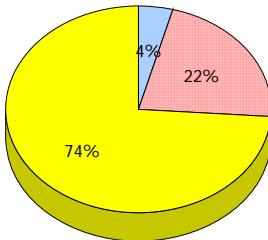
2011

AGR (7)



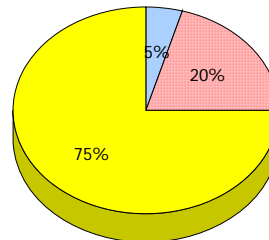
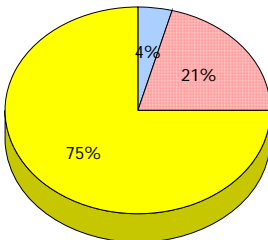
2010

AGR (5)



2009

AGR (3)



Exemption
 Unknown
 Not Yet Meeting (1 or 2)
 Meeting or Exceeding (3,4,5)

* In some cases, CRT numbers may exceed AGR numbers based on late enrolments. Pie chart is based on the number of students who wrote the CRT.

* Mushuau Innu Natuashish School and Sheshatshiu Innu School are excluded from district and provincial results.

* Reading score is composite of Non Fiction and Poet. Source: Division of Evaluation and Research, Department of Education

District 2 - Western

School #: 113 St. Boniface All Grade

School

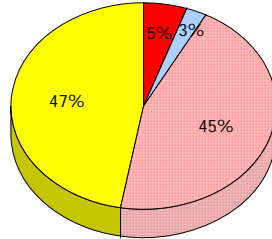
*School data with 5 or fewer students
withheld for reasons of confidentiality.*

2012

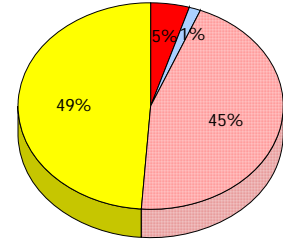
Apr 30,
2012 (5)

Reading

District

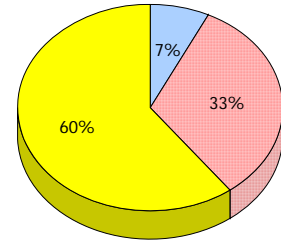
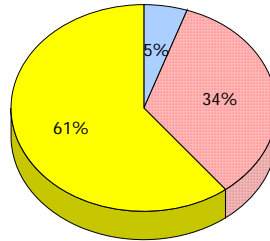


Province



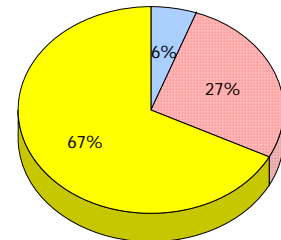
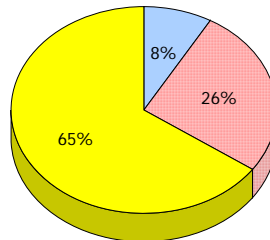
2011

AGR (7)



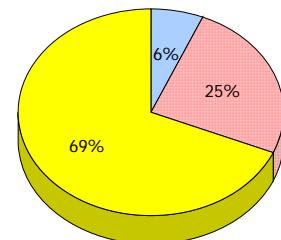
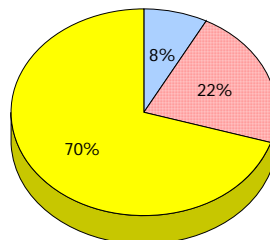
2010

AGR (5)



2009

AGR (3)



■ Exemption
 ■ Unknown
 ■ Not Yet Meeting (1 or 2)
 ■ Meeting or Exceeding (3,4,5)

* In some cases, CRT numbers may exceed AGR numbers based on late enrolments. Pie chart is based on the number of students who wrote the CRT.

* Mushuau Innu Natuashish School and Sheshatshiu Innu School are excluded from district and provincial results.

* Reading score is composite of Non Fiction and Poet. Source: Division of Evaluation and Research, Department of Education

**Elementary English Language Arts
4 Year Provincial Assessment, June 2012
School Report Rubrics**
(average scores)

District 2 - Western

School #: 113 St. Boniface All Grade

Demand Writing

Percentage of students at level 3 or above (2009 - 2012)

School data with 5 or fewer students withheld for reasons of confidentiality.



Reading

Percentage of students at level 3 or above (2009 - 2012)

School data with 5 or fewer students withheld for reasons of confidentiality.



* In some cases, CRT numbers may exceed AGR numbers based on late enrolments. Pie chart is based on the number of students who wrote the CRT.

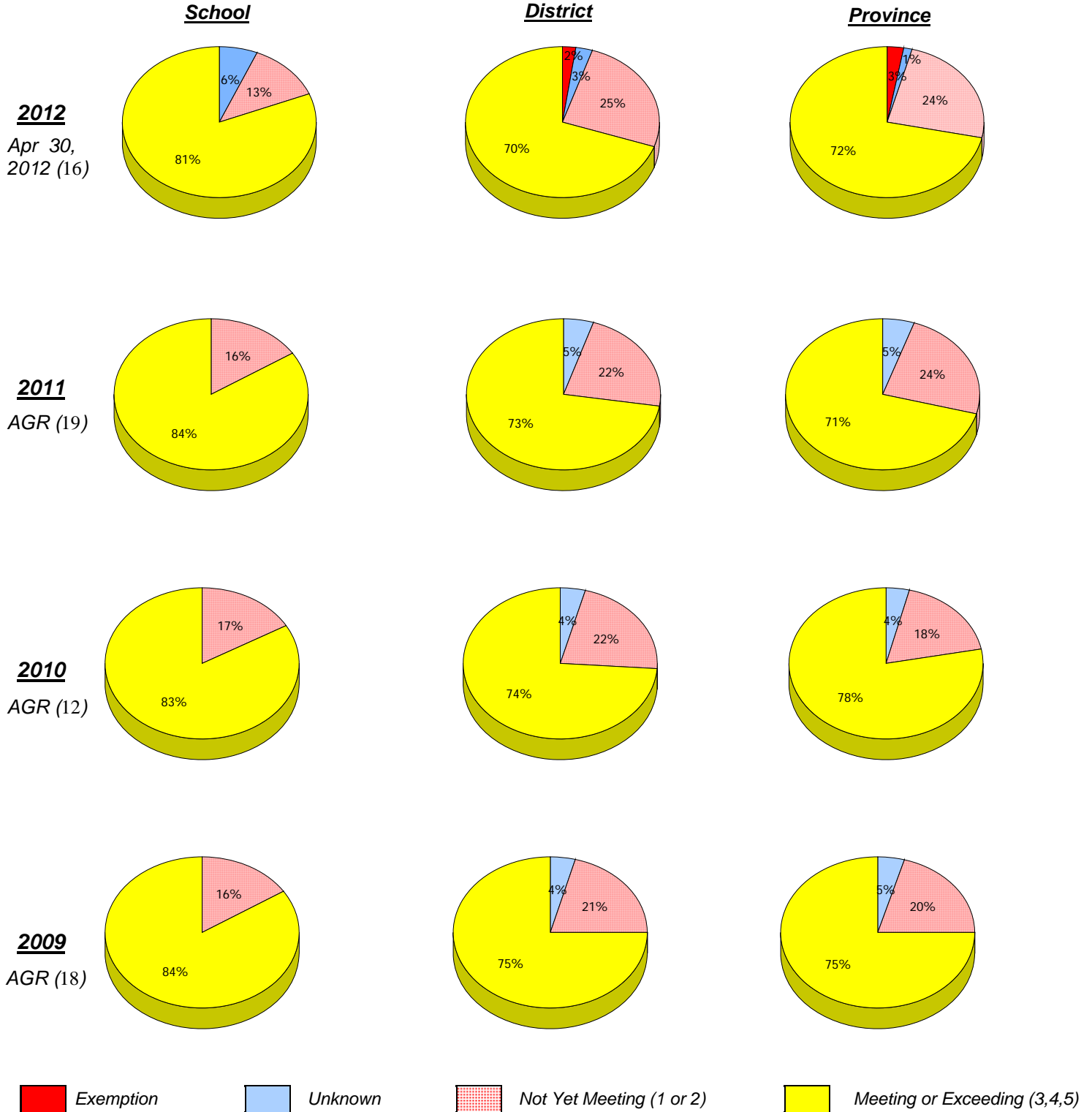
* Mushuau Innu Natuashish School and Sheshatshiu Innu School are excluded from district and provincial results.

* Reading score is composite of Non Fiction and Poet. Source: Division of Evaluation and Research, Department of Education

District 2 - Western

School #: 115 Our Lady of Mercy Elementary

Demand Writing



* In some cases, CRT numbers may exceed AGR numbers based on late enrolments. Pie chart is based on the number of students who wrote the CRT.

* Mushuau Innu Natuashish School and Sheshatshiu Innu School are excluded from district and provincial results.

* Reading score is composite of Non Fiction and Poet. Source: Division of Evaluation and Research, Department of Education

District 2 - Western

School #: 115 Our Lady of Mercy Elementary

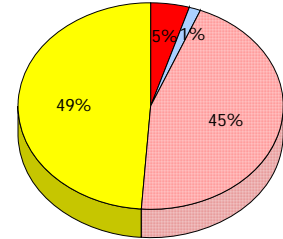
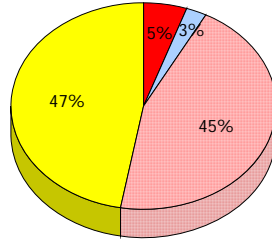
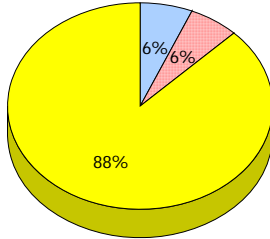
Reading

School

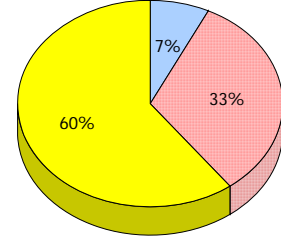
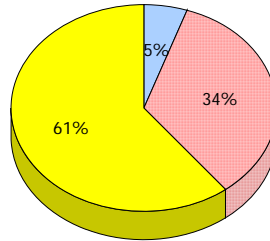
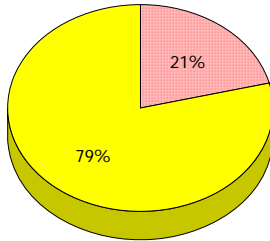
District

Province

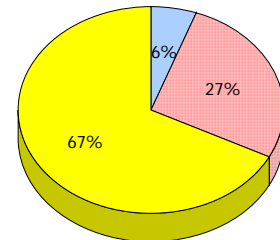
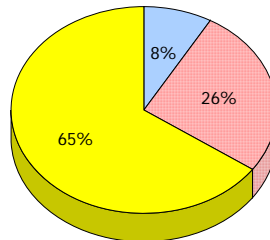
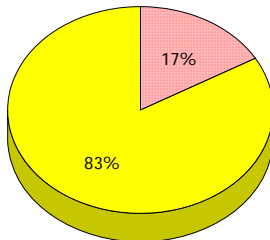
2012
Apr 30,
2012 (16)



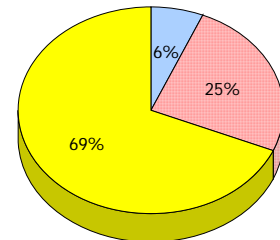
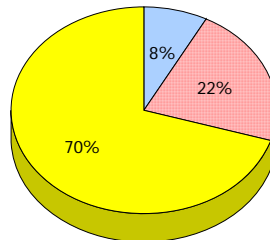
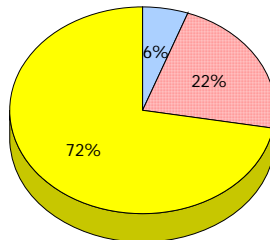
2011
AGR (19)



2010
AGR (12)



2009
AGR (18)



■ Exemption
 ■ Unknown
 ■ Not Yet Meeting (1 or 2)
 ■ Meeting or Exceeding (3,4,5)

* In some cases, CRT numbers may exceed AGR numbers based on late enrolments. Pie chart is based on the number of students who wrote the CRT.

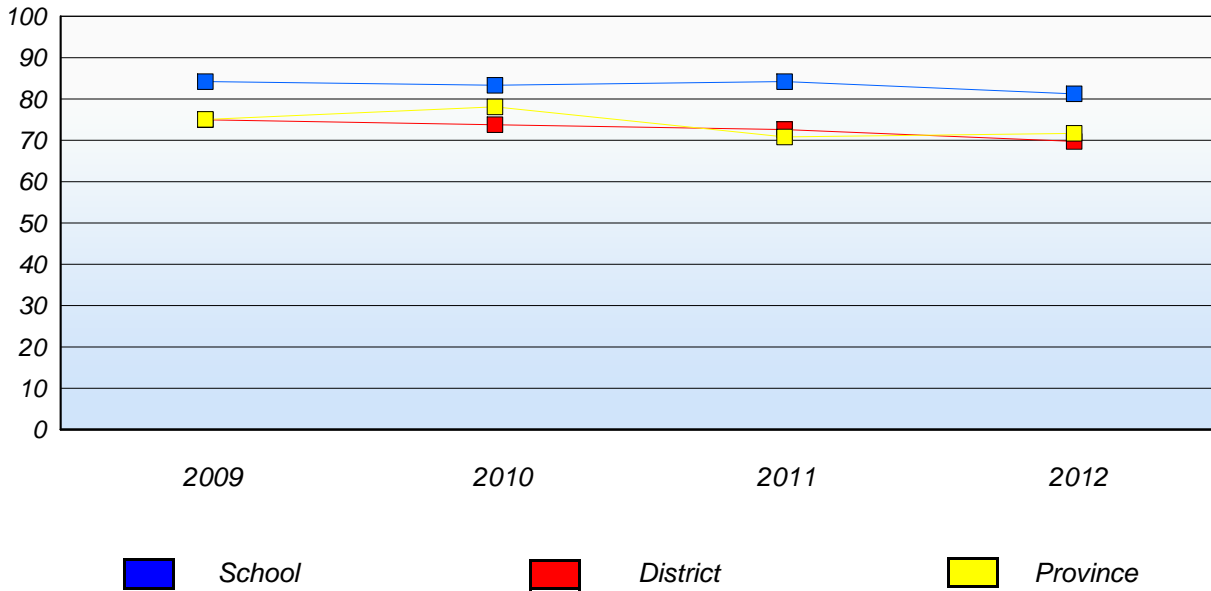
* Mushuau Innu Natuashish School and Sheshatshiu Innu School are excluded from district and provincial results.

* Reading score is composite of Non Fiction and Poet. Source: Division of Evaluation and Research, Department of Education

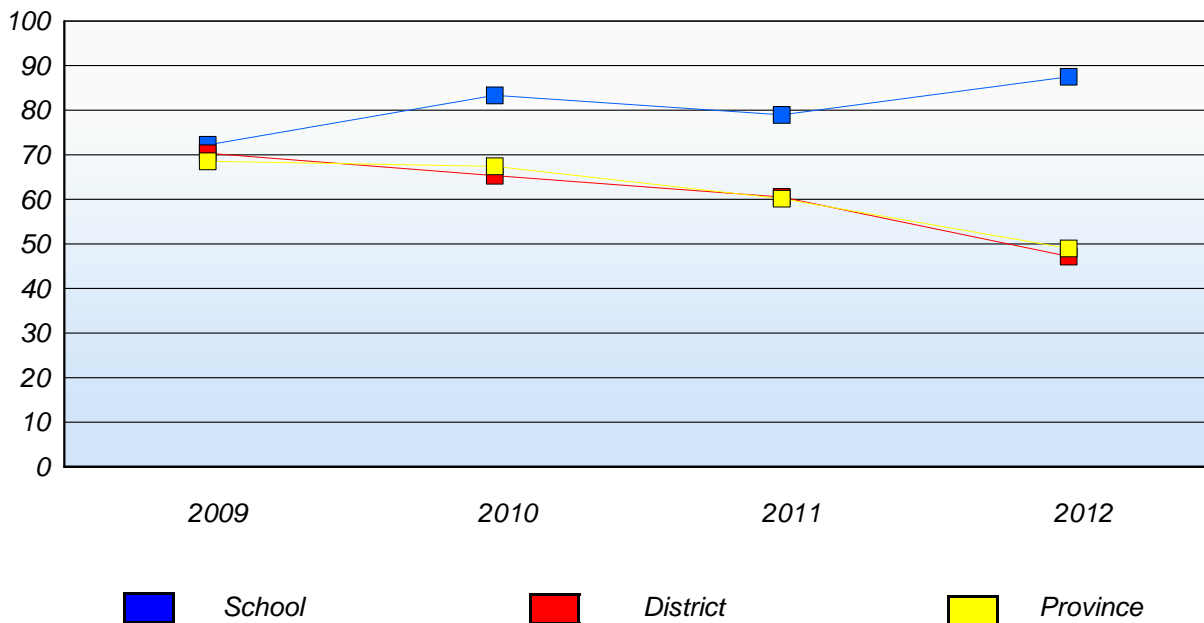
District 2 - Western

School #: 115 Our Lady of Mercy Elementary

Demand Writing
Percentage of students at level 3 or above (2009 - 2012)



Reading
Percentage of students at level 3 or above (2009 - 2012)



* In some cases, CRT numbers may exceed AGR numbers based on late enrolments. Pie chart is based on the number of students who wrote the CRT.

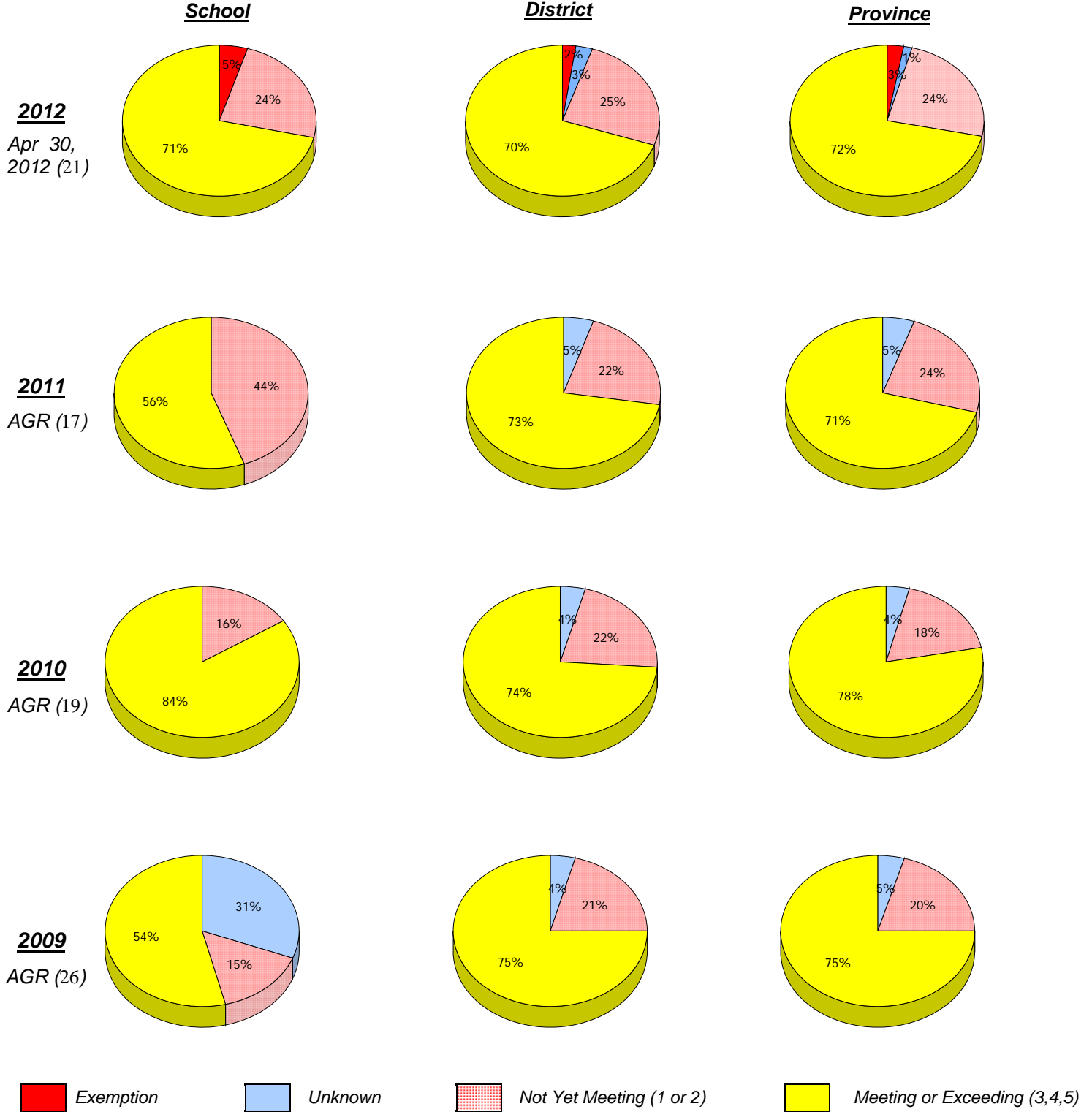
* Mushuau Innu Natuashish School and Sheshatshiu Innu School are excluded from district and provincial results.

* Reading score is composite of Non Fiction and Poet. Source: Division of Evaluation and Research, Department of Education

District 2 - Western

School #: 123 St. Michael's Elementary

Demand Writing



* In some cases, CRT numbers may exceed AGR numbers based on late enrolments. Pie chart is based on the number of students who wrote the CRT.

* Mushuau Innu Natuashish School and Sheshatshiu Innu School are excluded from district and provincial results.

* Reading score is composite of Non Fiction and Poet. Source: Division of Evaluation and Research, Department of Education

District 2 - Western

School #: 123 St. Michael's Elementary

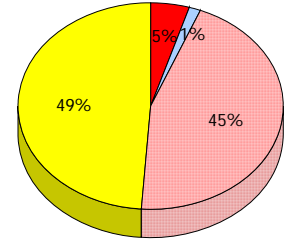
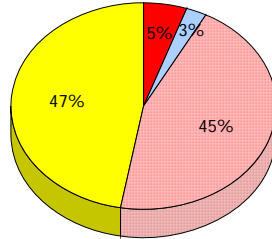
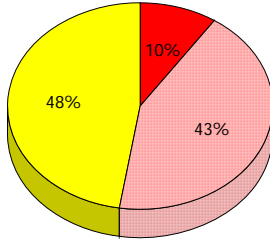
Reading

School

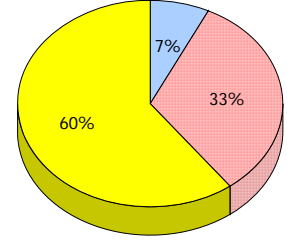
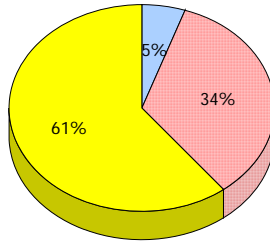
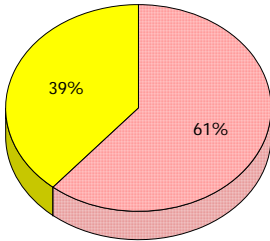
District

Province

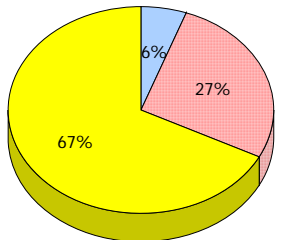
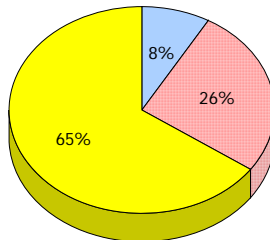
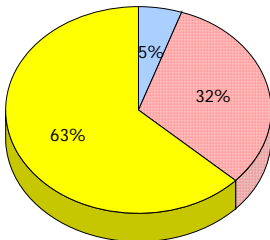
2012
Apr 30,
2012 (21)



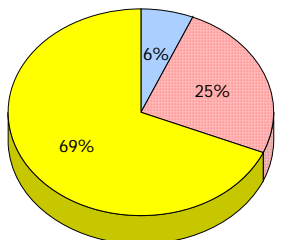
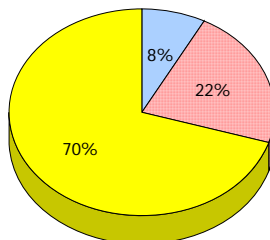
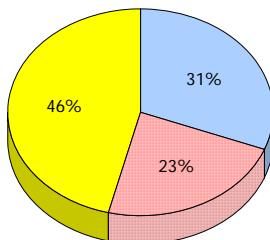
2011
AGR (17)



2010
AGR (19)



2009
AGR (26)



Exemption
 Unknown
 Not Yet Meeting (1 or 2)
 Meeting or Exceeding (3,4,5)

* In some cases, CRT numbers may exceed AGR numbers based on late enrolments. Pie chart is based on the number of students who wrote the CRT.

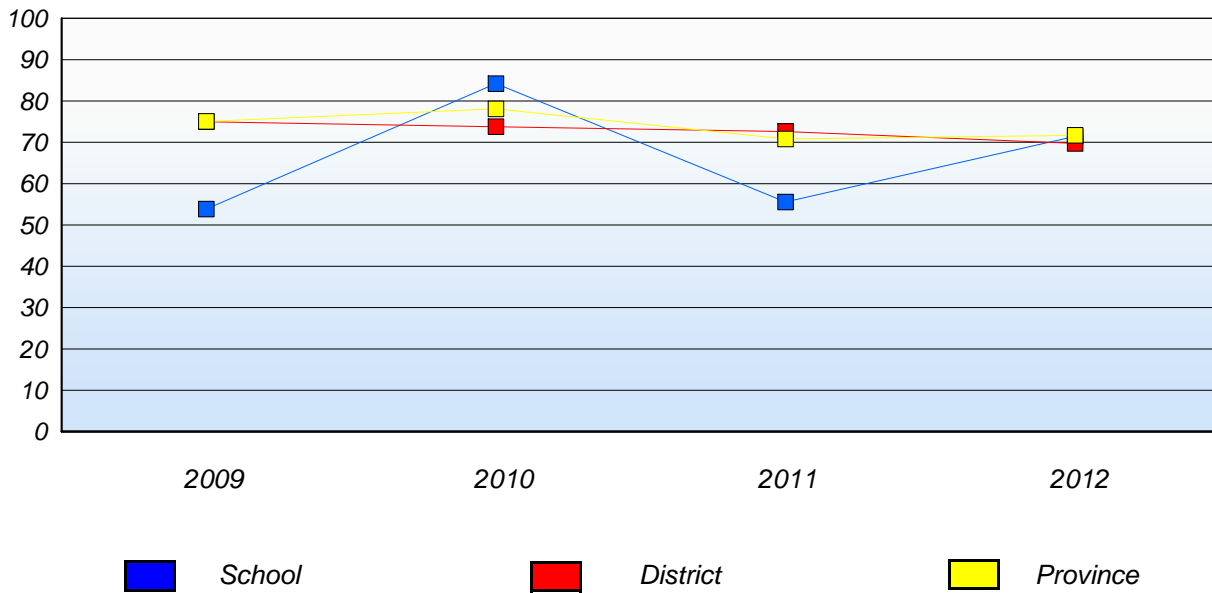
* Mushuau Innu Natuashish School and Sheshatshiu Innu School are excluded from district and provincial results.

* Reading score is composite of Non Fiction and Poet. Source: Division of Evaluation and Research, Department of Education

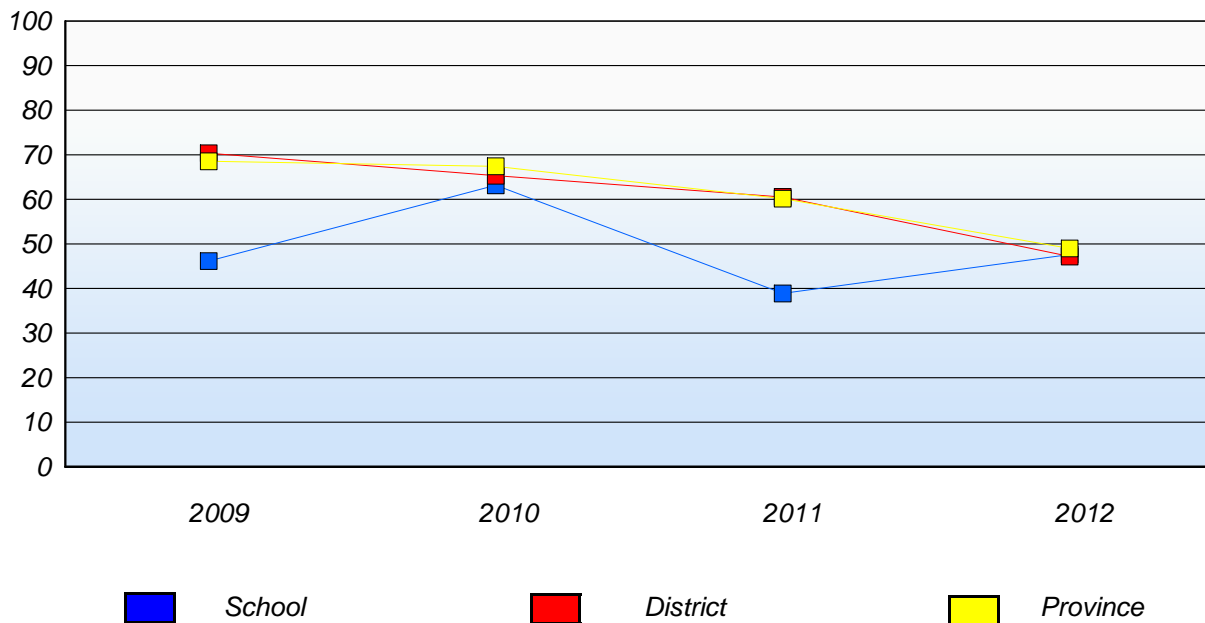
District 2 - Western

School #: 123 St. Michael's Elementary

Demand Writing
Percentage of students at level 3 or above (2009 - 2012)



Reading
Percentage of students at level 3 or above (2009 - 2012)



* In some cases, CRT numbers may exceed AGR numbers based on late enrolments. Pie chart is based on the number of students who wrote the CRT.

* Mushuau Innu Natuashish School and Sheshatshiu Innu School are excluded from district and provincial results.

* Reading score is composite of Non Fiction and Poet. Source: Division of Evaluation and Research, Department of Education

District 2 - Western

School #: 137 St. Simon and St. Jude Academy

Demand Writing

School

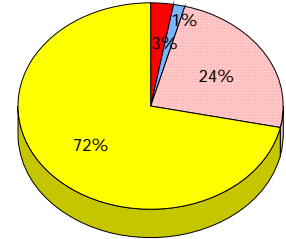
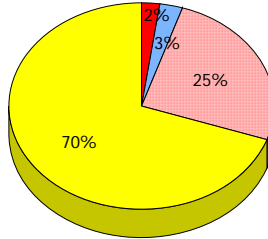
School data with 5 or fewer students withheld for reasons of confidentiality.

District

Province

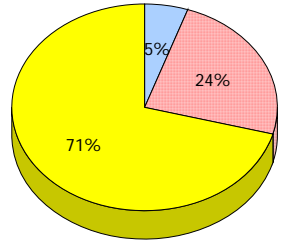
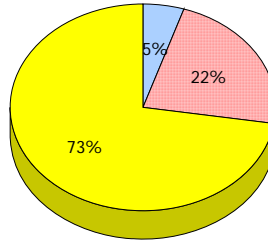
2012

Apr 30,
2012 (3)



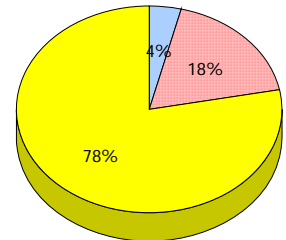
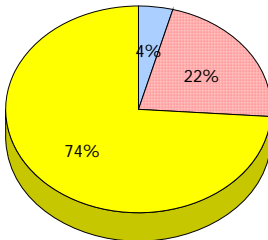
2011

AGR (1)



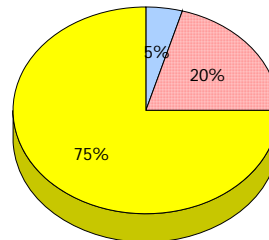
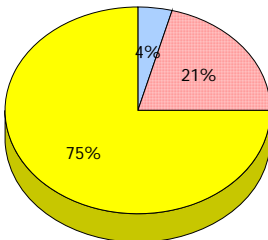
2010

AGR (1)



2009

AGR (1)



Exemption
 Unknown
 Not Yet Meeting (1 or 2)
 Meeting or Exceeding (3,4,5)

* In some cases, CRT numbers may exceed AGR numbers based on late enrolments. Pie chart is based on the number of students who wrote the CRT.

* Mushuau Innu Natuashish School and Sheshatshiu Innu School are excluded from district and provincial results.

* Reading score is composite of Non Fiction and Poet. Source: Division of Evaluation and Research, Department of Education

District 2 - Western

School #: 137 St. Simon and St. Jude Academy

School

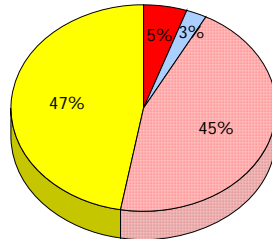
*School data with 5 or fewer students
withheld for reasons of confidentiality.*

2012

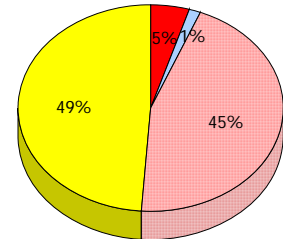
Apr 30,
2012 (3)

Reading

District

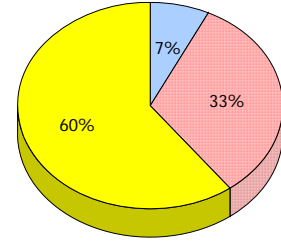
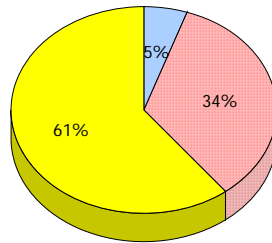


Province



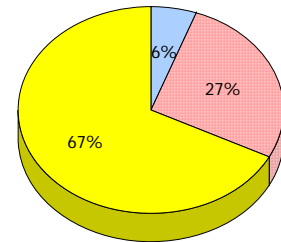
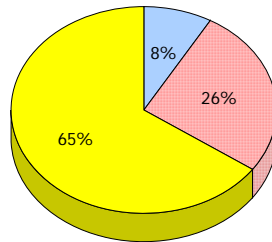
2011

AGR (1)



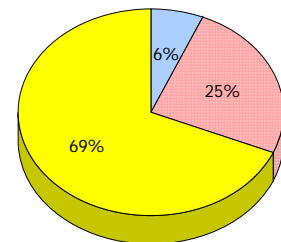
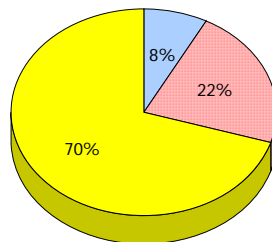
2010

AGR (1)



2009

AGR (1)



■ Exemption
 ■ Unknown
 ■ Not Yet Meeting (1 or 2)
 ■ Meeting or Exceeding (3,4,5)

* In some cases, CRT numbers may exceed AGR numbers based on late enrolments. Pie chart is based on the number of students who wrote the CRT.

* Mushuau Innu Natuashish School and Sheshatshiu Innu School are excluded from district and provincial results.

* Reading score is composite of Non Fiction and Poet. Source: Division of Evaluation and Research, Department of Education

District 2 - Western

School #: 137 St. Simon and St. Jude Academy

Demand Writing

Percentage of students at level 3 or above (2009 - 2012)

School data with 5 or fewer students withheld for reasons of confidentiality.



Reading

Percentage of students at level 3 or above (2009 - 2012)

School data with 5 or fewer students withheld for reasons of confidentiality.



* In some cases, CRT numbers may exceed AGR numbers based on late enrolments. Pie chart is based on the number of students who wrote the CRT.

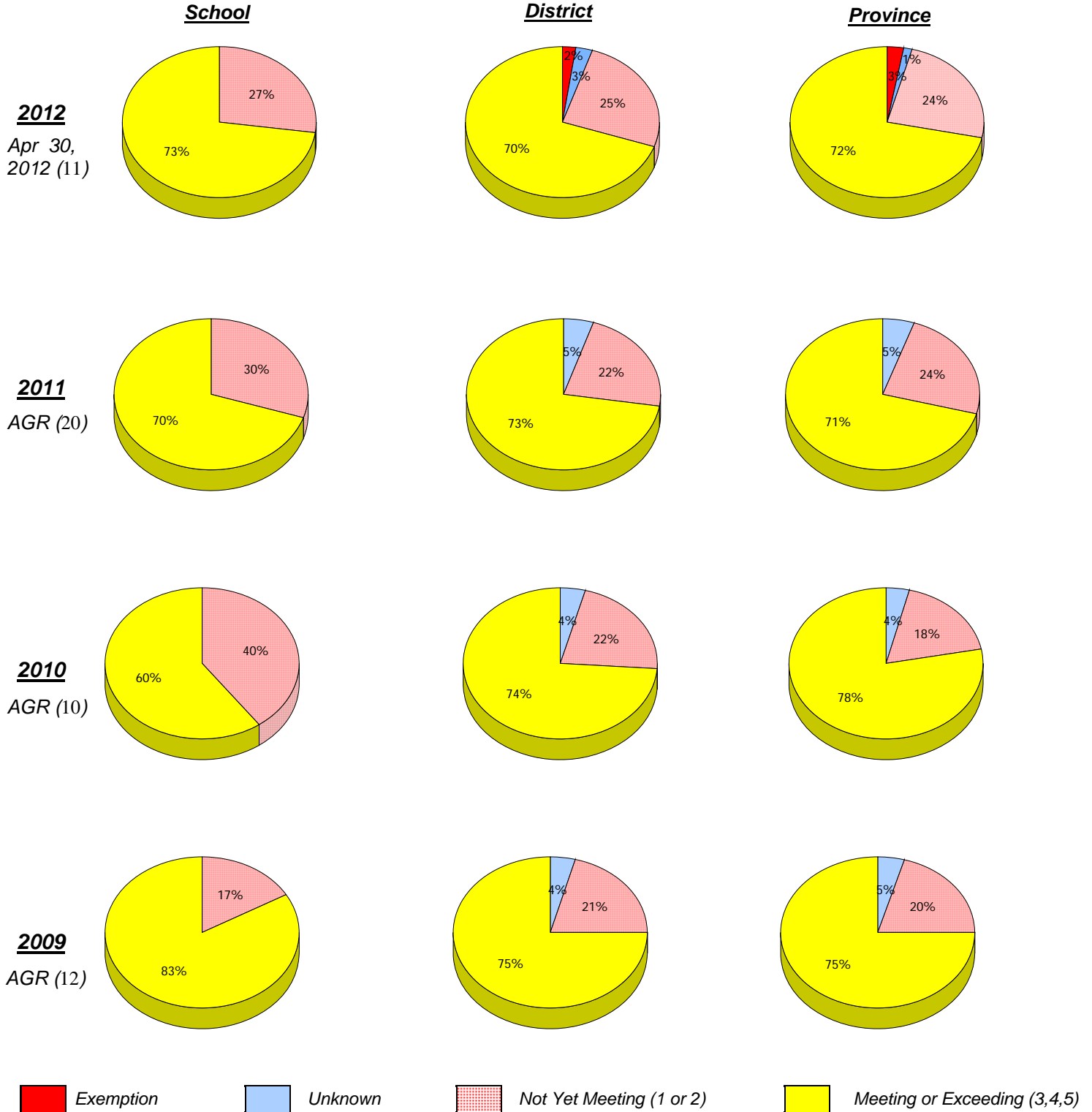
* Mushuau Innu Natuashish School and Sheshatshiu Innu School are excluded from district and provincial results.

* Reading score is composite of Non Fiction and Poet. Source: Division of Evaluation and Research, Department of Education

District 2 - Western

School #: 388 Long Range Academy

Demand Writing



* In some cases, CRT numbers may exceed AGR numbers based on late enrolments. Pie chart is based on the number of students who wrote the CRT.

* Mushuau Innu Natuashish School and Sheshatshiu Innu School are excluded from district and provincial results.

* Reading score is composite of Non Fiction and Poet. Source: Division of Evaluation and Research, Department of Education

District 2 - Western

School #: 388 Long Range Academy

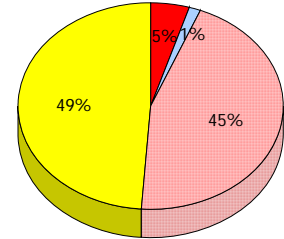
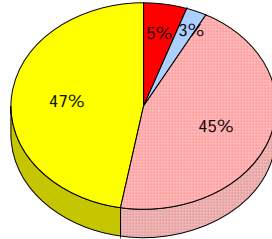
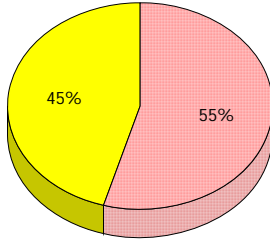
Reading

School

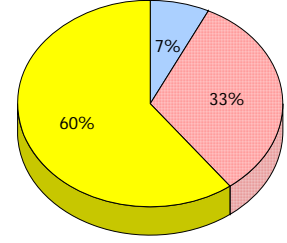
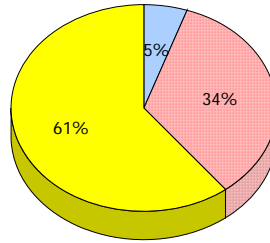
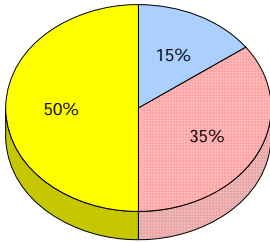
District

Province

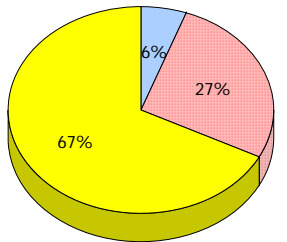
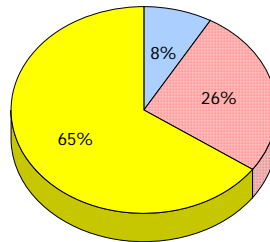
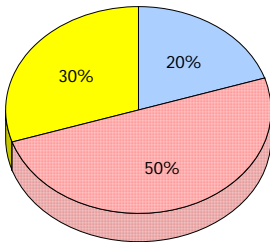
2012
Apr 30,
2012 (11)



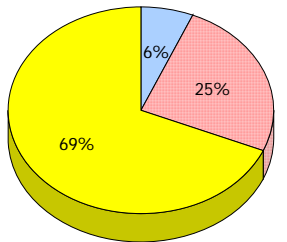
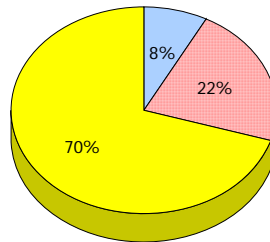
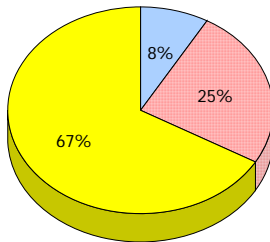
2011
AGR (20)



2010
AGR (10)



2009
AGR (12)



■ Exemption
 ■ Unknown
 ■ Not Yet Meeting (1 or 2)
 ■ Meeting or Exceeding (3,4,5)

* In some cases, CRT numbers may exceed AGR numbers based on late enrolments. Pie chart is based on the number of students who wrote the CRT.

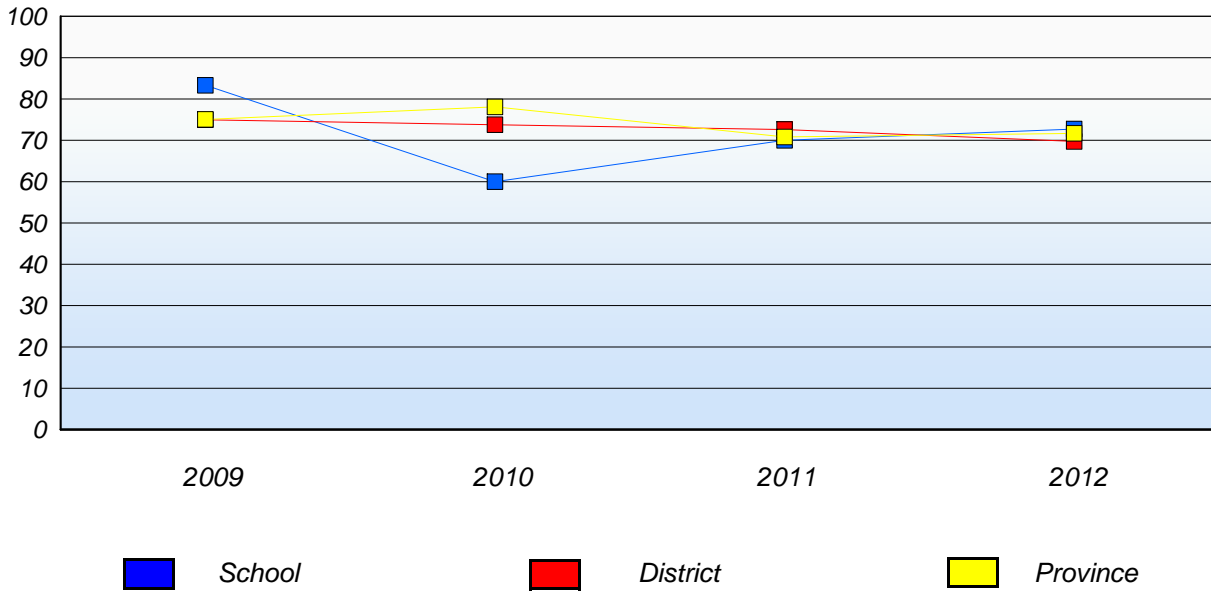
* Mushuau Innu Natuashish School and Sheshatshiu Innu School are excluded from district and provincial results.

* Reading score is composite of Non Fiction and Poet. Source: Division of Evaluation and Research, Department of Education

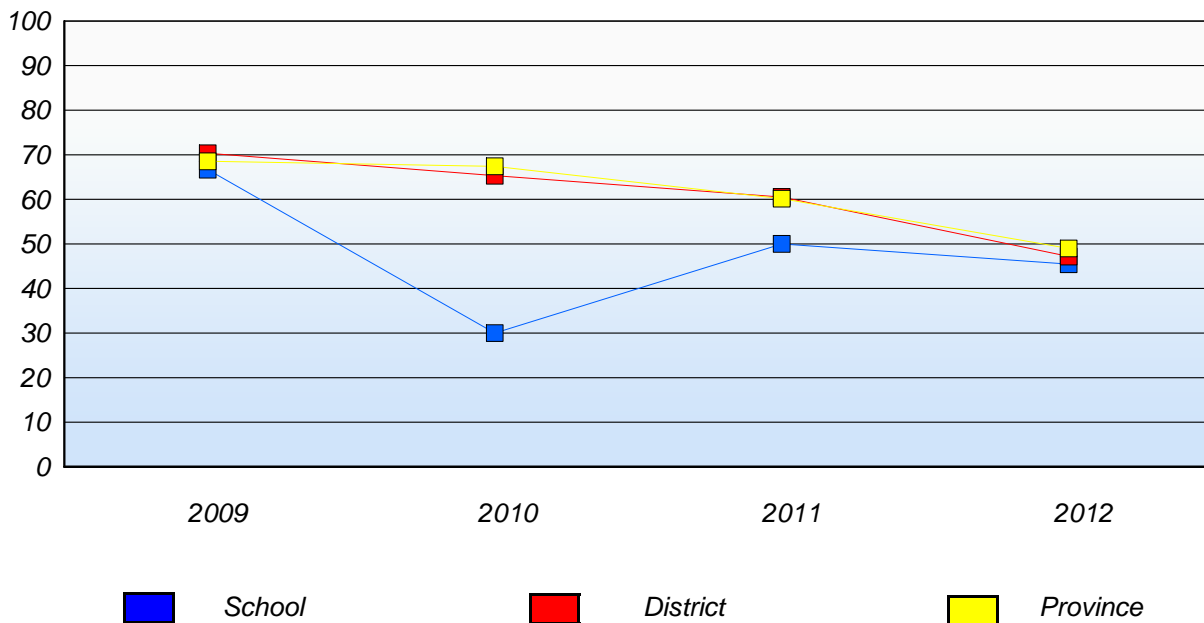
District 2 - Western

School #: 388 Long Range Academy

Demand Writing
Percentage of students at level 3 or above (2009 - 2012)



Reading
Percentage of students at level 3 or above (2009 - 2012)



* In some cases, CRT numbers may exceed AGR numbers based on late enrolments. Pie chart is based on the number of students who wrote the CRT.

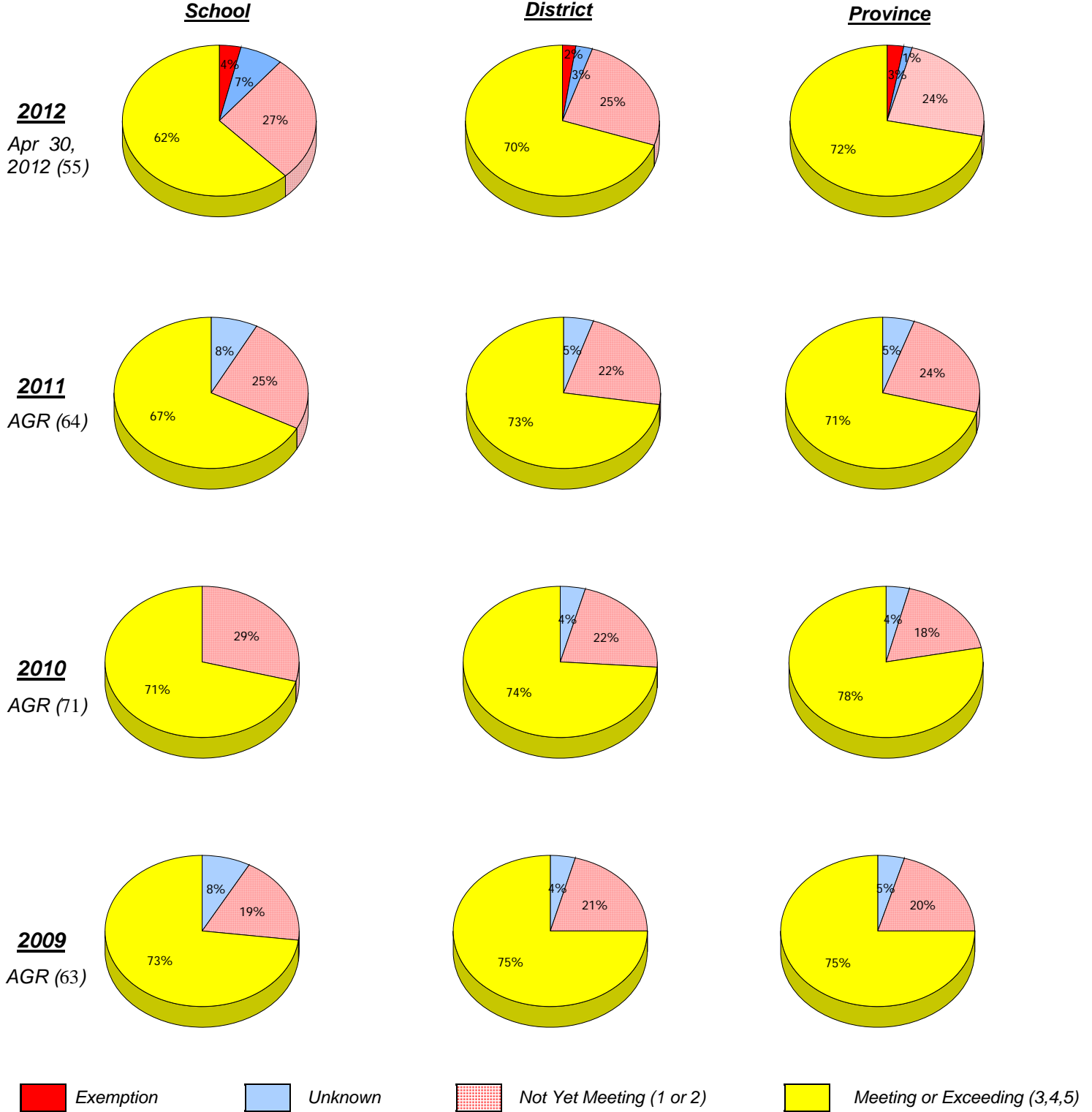
* Mushuau Innu Natuashish School and Sheshatshiu Innu School are excluded from district and provincial results.

* Reading score is composite of Non Fiction and Poet. Source: Division of Evaluation and Research, Department of Education

District 2 - Western

School #: 391 Xavier Junior High

Demand Writing



* In some cases, CRT numbers may exceed AGR numbers based on late enrolments. Pie chart is based on the number of students who wrote the CRT.

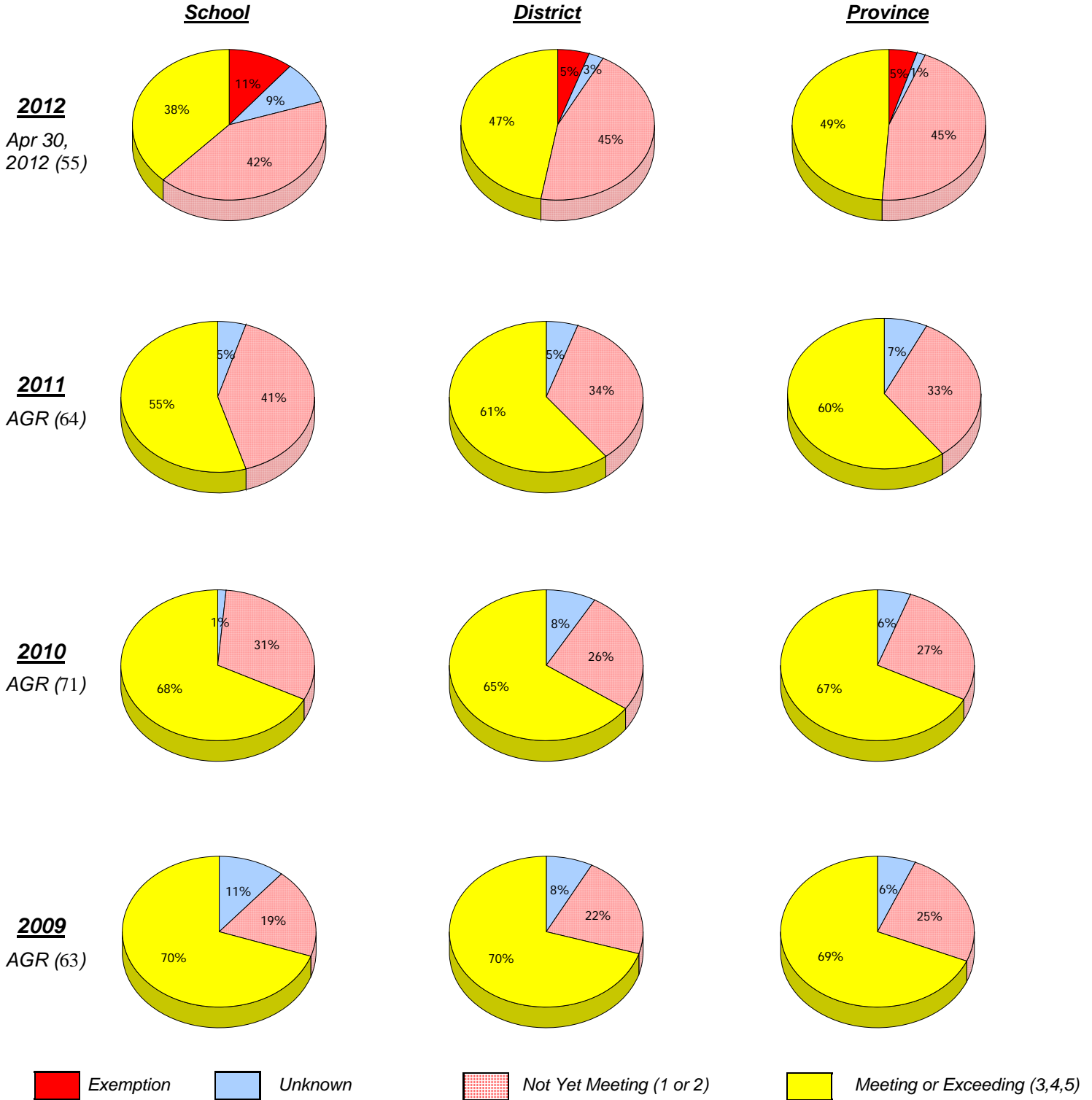
* Mushuau Innu Natuashish School and Sheshatshiu Innu School are excluded from district and provincial results.

* Reading score is composite of Non Fiction and Poet. Source: Division of Evaluation and Research, Department of Education

District 2 - Western

School #: 391 Xavier Junior High

Reading



* In some cases, CRT numbers may exceed AGR numbers based on late enrolments. Pie chart is based on the number of students who wrote the CRT.

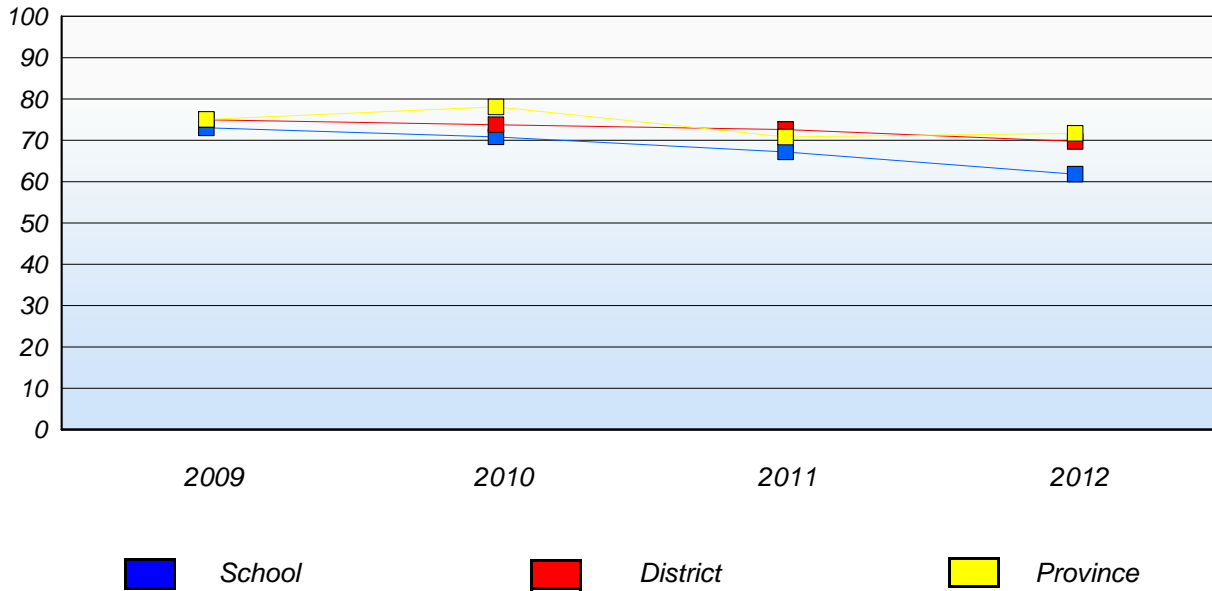
* Mushuau Innu Natuashish School and Sheshatshiu Innu School are excluded from district and provincial results.

* Reading score is composite of Non Fiction and Poet. Source: Division of Evaluation and Research, Department of Education

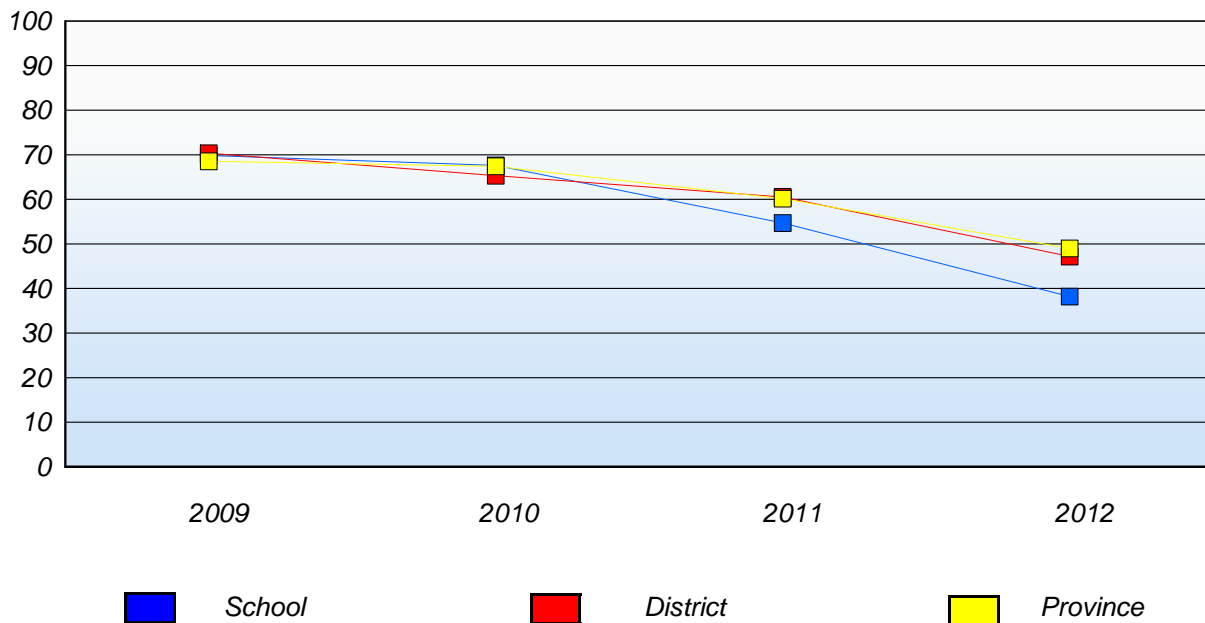
District 2 - Western

School #: 391 Xavier Junior High

Demand Writing
Percentage of students at level 3 or above (2009 - 2012)



Reading
Percentage of students at level 3 or above (2009 - 2012)



* In some cases, CRT numbers may exceed AGR numbers based on late enrolments. Pie chart is based on the number of students who wrote the CRT.

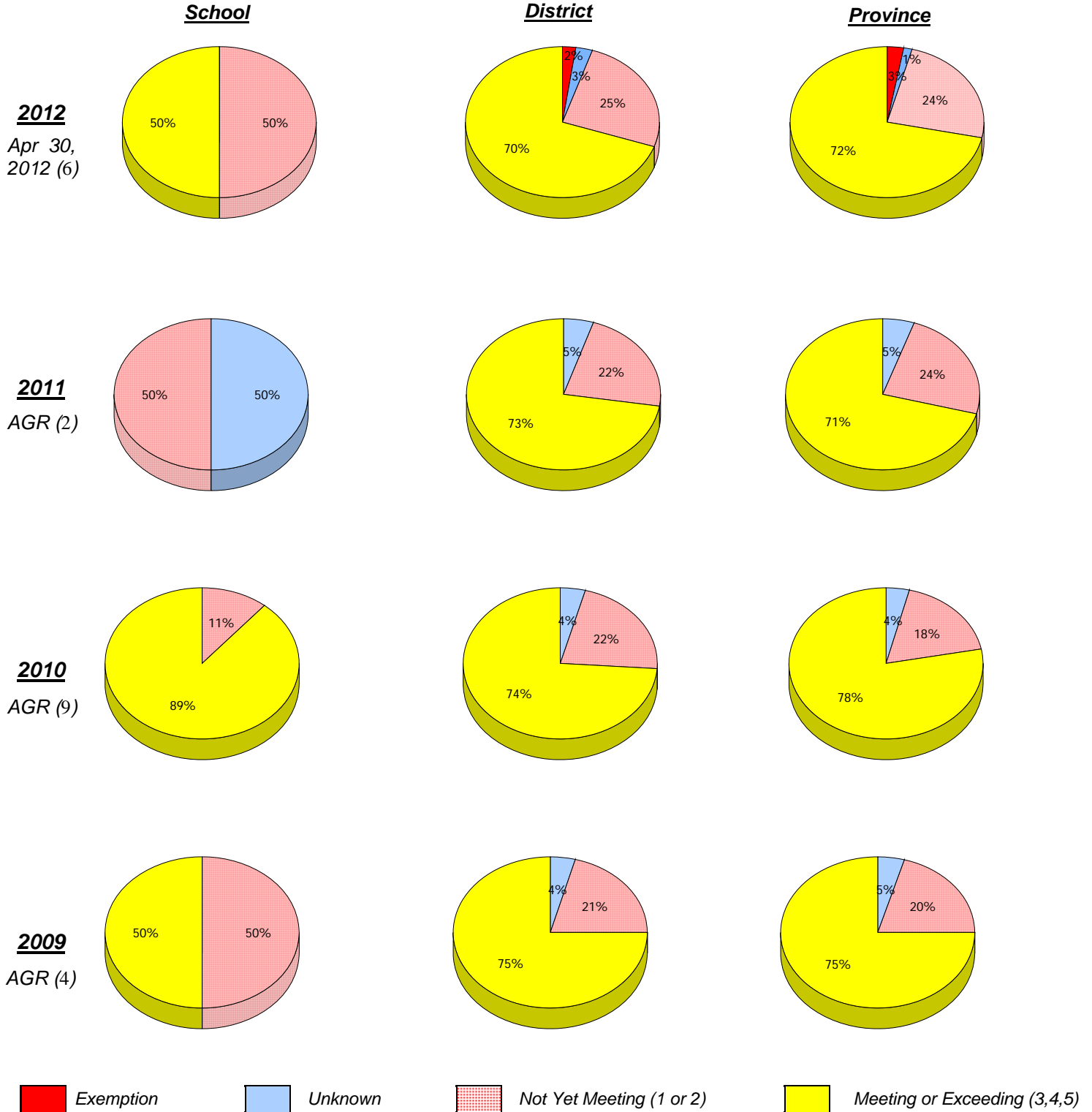
* Mushuau Innu Natuashish School and Sheshatshiu Innu School are excluded from district and provincial results.

* Reading score is composite of Non Fiction and Poet. Source: Division of Evaluation and Research, Department of Education

District 2 - Western

School #: 393 Bonne Bay Academy

Demand Writing



* In some cases, CRT numbers may exceed AGR numbers based on late enrolments. Pie chart is based on the number of students who wrote the CRT.

* Mushuau Innu Natuashish School and Sheshatshiu Innu School are excluded from district and provincial results.

* Reading score is composite of Non Fiction and Poet. Source: Division of Evaluation and Research, Department of Education

District 2 - Western

School #: 393 Bonne Bay Academy

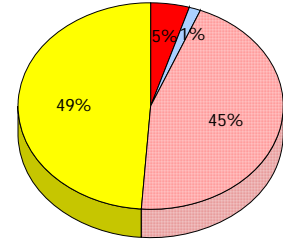
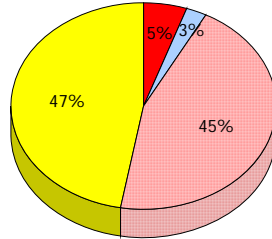
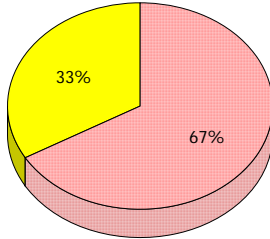
Reading

School

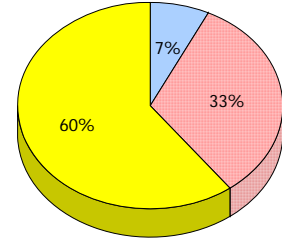
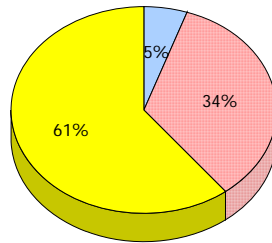
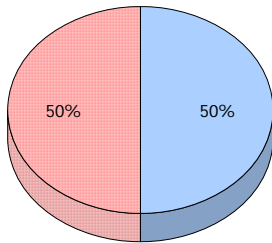
District

Province

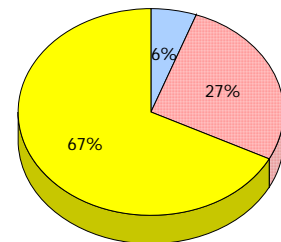
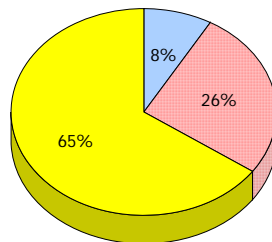
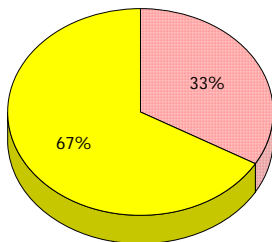
2012
Apr 30,
2012 (6)



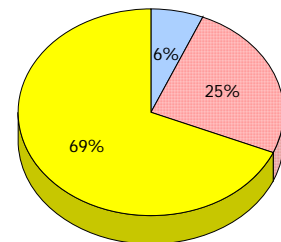
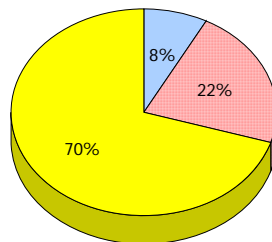
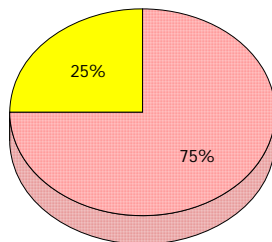
2011
AGR (2)



2010
AGR (9)



2009
AGR (4)



■ Exemption
 ■ Unknown
 ■ Not Yet Meeting (1 or 2)
 ■ Meeting or Exceeding (3,4,5)

* In some cases, CRT numbers may exceed AGR numbers based on late enrolments. Pie chart is based on the number of students who wrote the CRT.

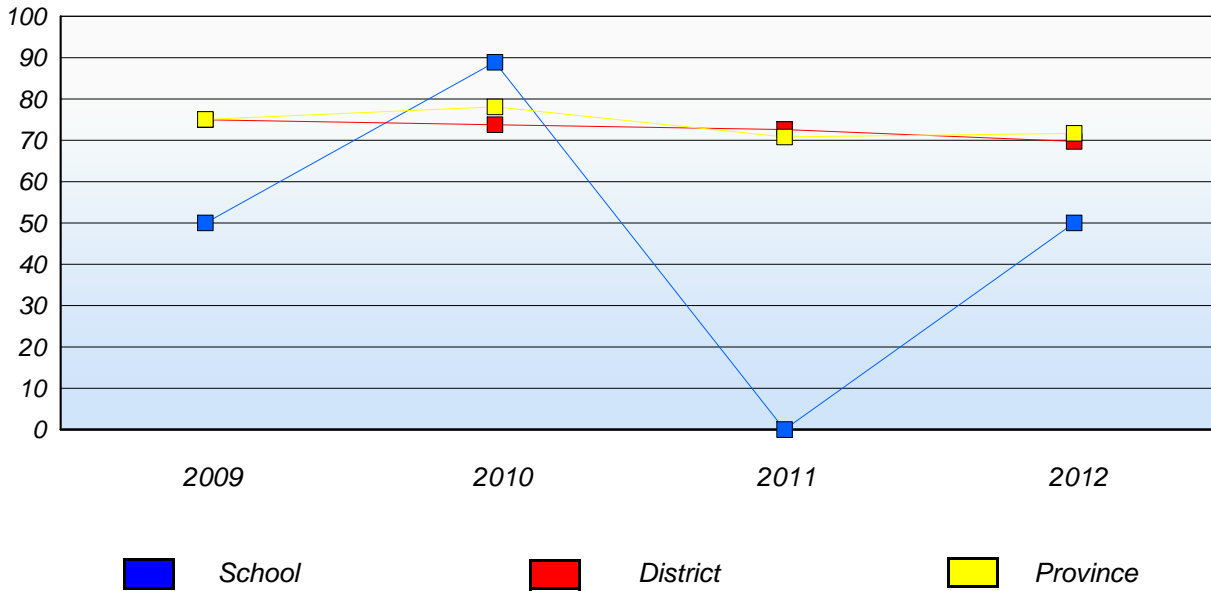
* Mushuau Innu Natuashish School and Sheshatshiu Innu School are excluded from district and provincial results.

* Reading score is composite of Non Fiction and Poet. Source: Division of Evaluation and Research, Department of Education

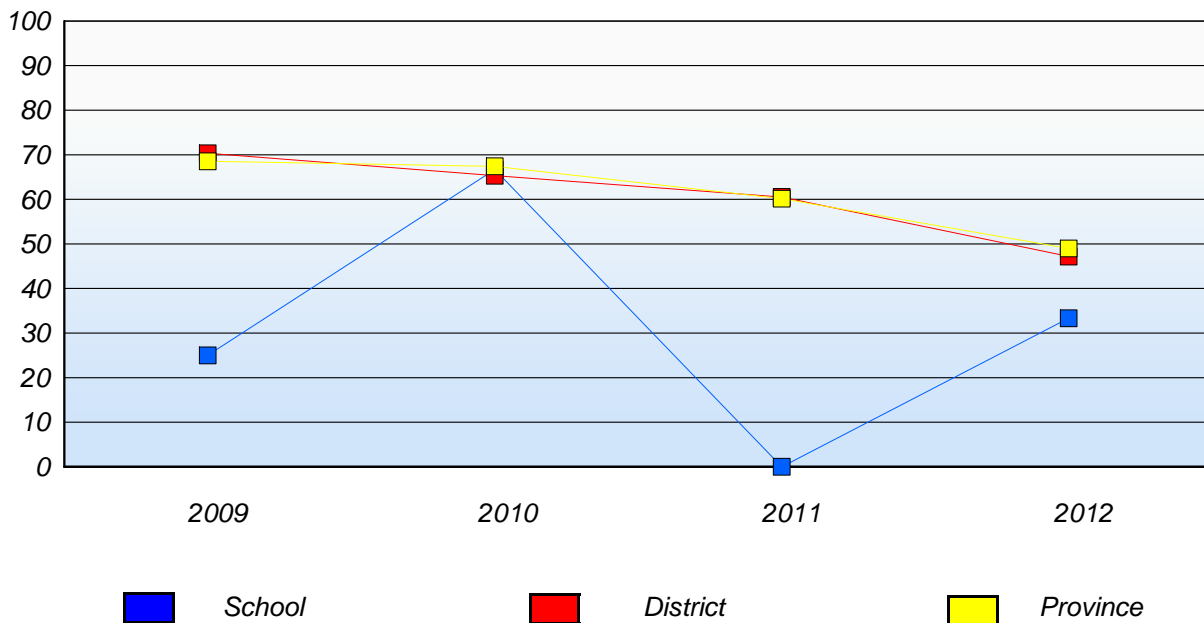
District 2 - Western

School #: 393 Bonne Bay Academy

Demand Writing
Percentage of students at level 3 or above (2009 - 2012)



Reading
Percentage of students at level 3 or above (2009 - 2012)



* In some cases, CRT numbers may exceed AGR numbers based on late enrolments. Pie chart is based on the number of students who wrote the CRT.

* Mushuau Innu Natuashish School and Sheshatshiu Innu School are excluded from district and provincial results.

* Reading score is composite of Non Fiction and Poet. Source: Division of Evaluation and Research, Department of Education

District 2 - Western

School #: 394 E.A. Butler All Grade

Demand Writing

School

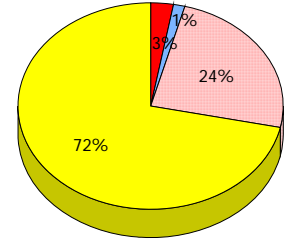
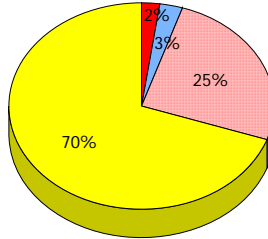
School data with 5 or fewer students withheld for reasons of confidentiality.

District

Province

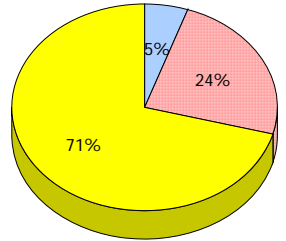
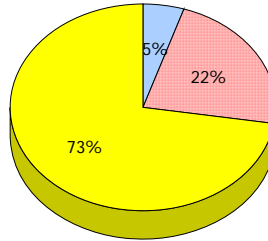
2012

Apr 30,
2012 (5)



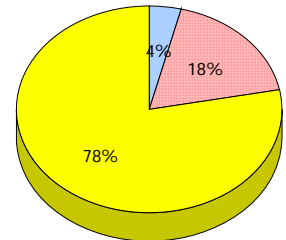
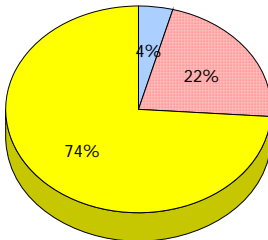
2011

AGR (8)



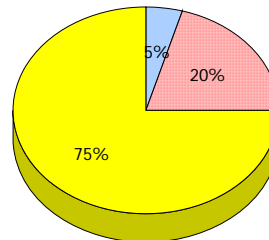
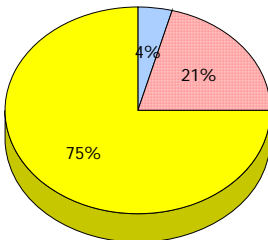
2010

AGR (12)



2009

AGR (13)



Exemption
 Unknown
 Not Yet Meeting (1 or 2)
 Meeting or Exceeding (3,4,5)

* In some cases, CRT numbers may exceed AGR numbers based on late enrolments. Pie chart is based on the number of students who wrote the CRT.

* Mushuau Innu Natuashish School and Sheshatshiu Innu School are excluded from district and provincial results.

* Reading score is composite of Non Fiction and Poet. Source: Division of Evaluation and Research, Department of Education

District 2 - Western

School #: 394 E.A. Butler All Grade

School

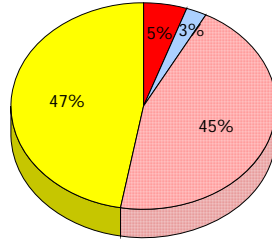
*School data with 5 or fewer students
withheld for reasons of confidentiality.*

2012

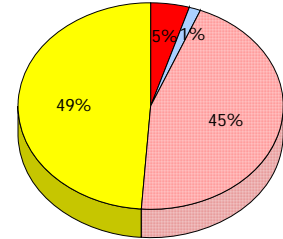
Apr 30,
2012 (5)

Reading

District

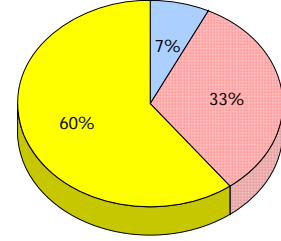
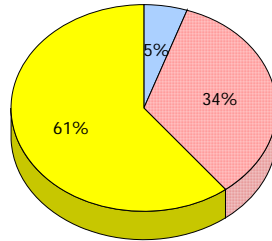


Province



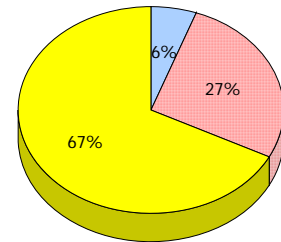
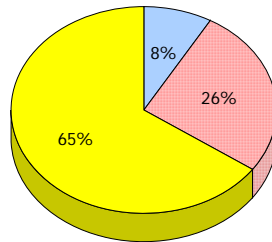
2011

AGR (8)



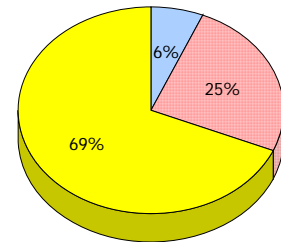
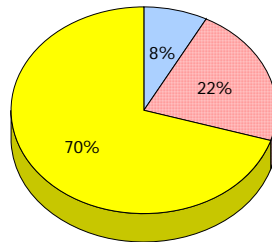
2010

AGR (12)



2009

AGR (13)



■ Exemption
 ■ Unknown
 ■ Not Yet Meeting (1 or 2)
 ■ Meeting or Exceeding (3,4,5)

* In some cases, CRT numbers may exceed AGR numbers based on late enrolments. Pie chart is based on the number of students who wrote the CRT.

* Mushuau Innu Natuashish School and Sheshatshiu Innu School are excluded from district and provincial results.

* Reading score is composite of Non Fiction and Poet. Source: Division of Evaluation and Research, Department of Education

**Elementary English Language Arts
4 Year Provincial Assessment, June 2012
School Report Rubrics**
(average scores)

District 2 - Western

School #: 394 E.A. Butler All Grade

Demand Writing

Percentage of students at level 3 or above (2009 - 2012)

School data with 5 or fewer students withheld for reasons of confidentiality.



Reading

Percentage of students at level 3 or above (2009 - 2012)

School data with 5 or fewer students withheld for reasons of confidentiality.



* In some cases, CRT numbers may exceed AGR numbers based on late enrolments. Pie chart is based on the number of students who wrote the CRT.

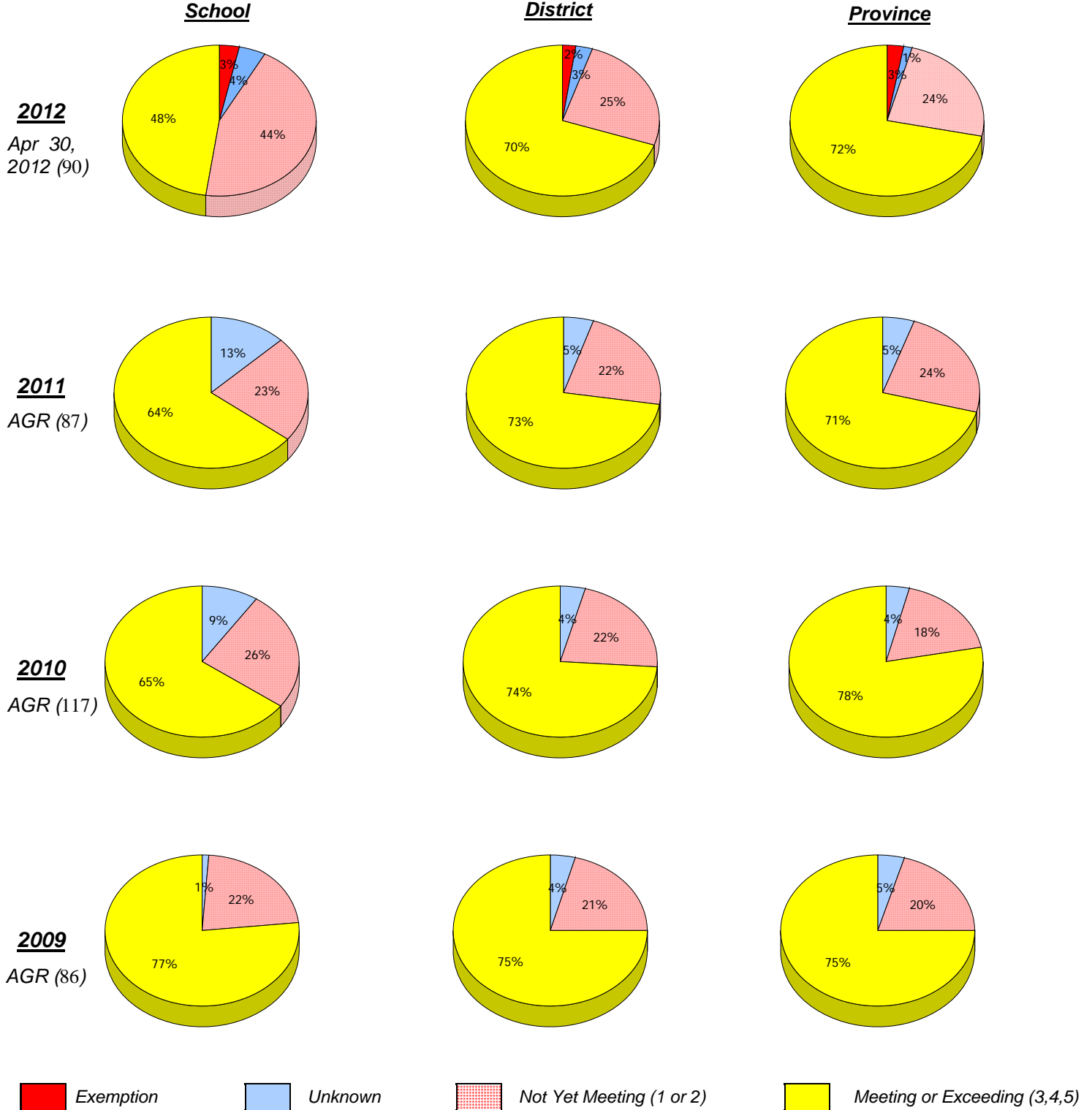
* Mushuau Innu Natuashish School and Sheshatshiu Innu School are excluded from district and provincial results.

* Reading score is composite of Non Fiction and Poet. Source: Division of Evaluation and Research, Department of Education

District 2 - Western

School #: 396 Stephenville Middle School

Demand Writing



* In some cases, CRT numbers may exceed AGR numbers based on late enrolments. Pie chart is based on the number of students who wrote the CRT.

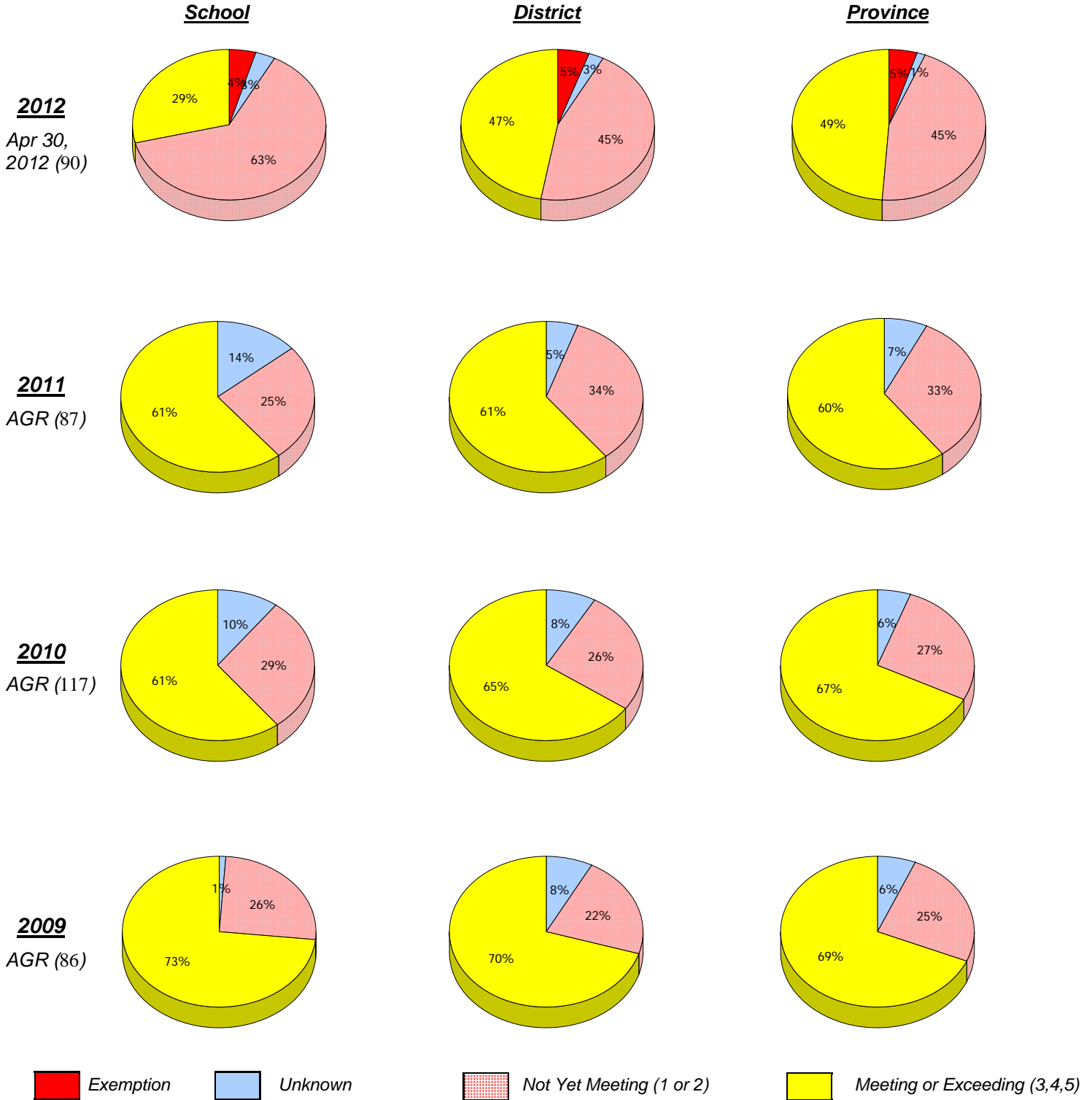
* Mushuau Innu Natuashish School and Sheshatshiu Innu School are excluded from district and provincial results.

* Reading score is composite of Non Fiction and Poet. Source: Division of Evaluation and Research, Department of Education

District 2 - Western

School #: 396 Stephenville Middle School

Reading



* In some cases, CRT numbers may exceed AGR numbers based on late enrolments. Pie chart is based on the number of students who wrote the CRT.

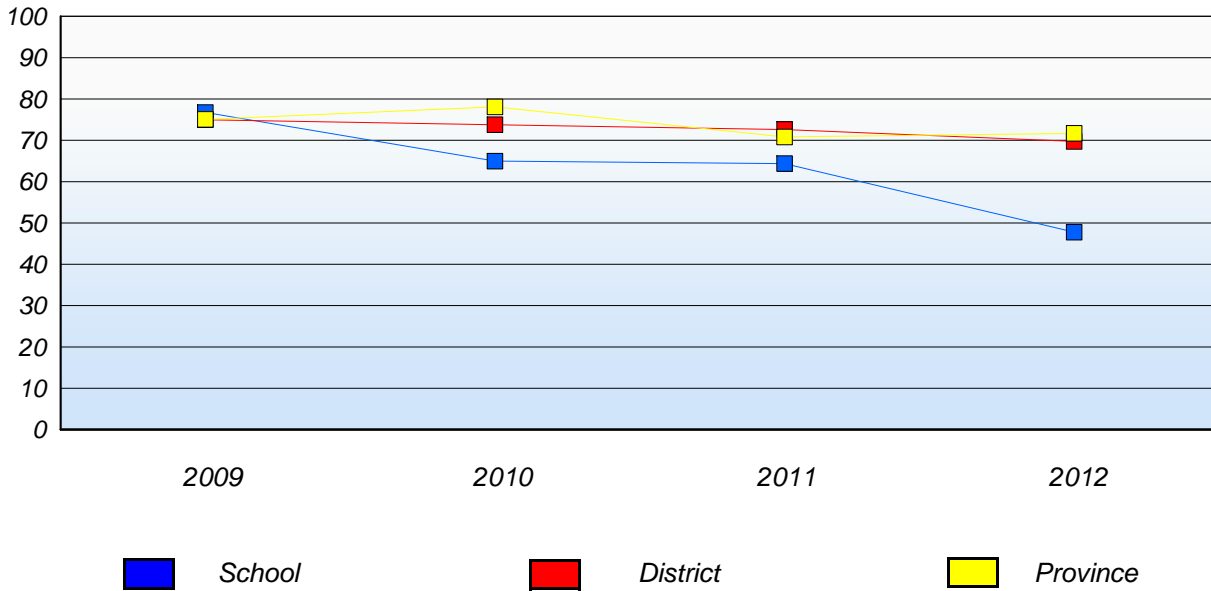
* Mushuau Innu Natuashish School and Sheshatshiu Innu School are excluded from district and provincial results.

* Reading score is composite of Non Fiction and Poet. Source: Division of Evaluation and Research, Department of Education

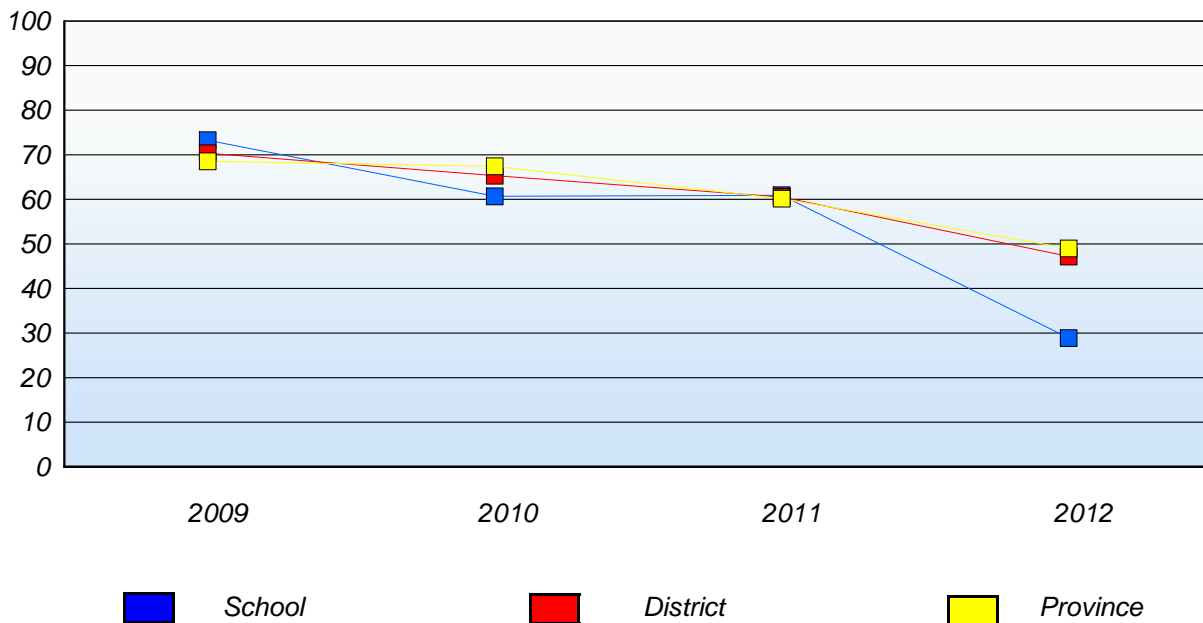
District 2 - Western

School #: 396 Stephenville Middle School

Demand Writing
Percentage of students at level 3 or above (2009 - 2012)



Reading
Percentage of students at level 3 or above (2009 - 2012)



* In some cases, CRT numbers may exceed AGR numbers based on late enrolments. Pie chart is based on the number of students who wrote the CRT.

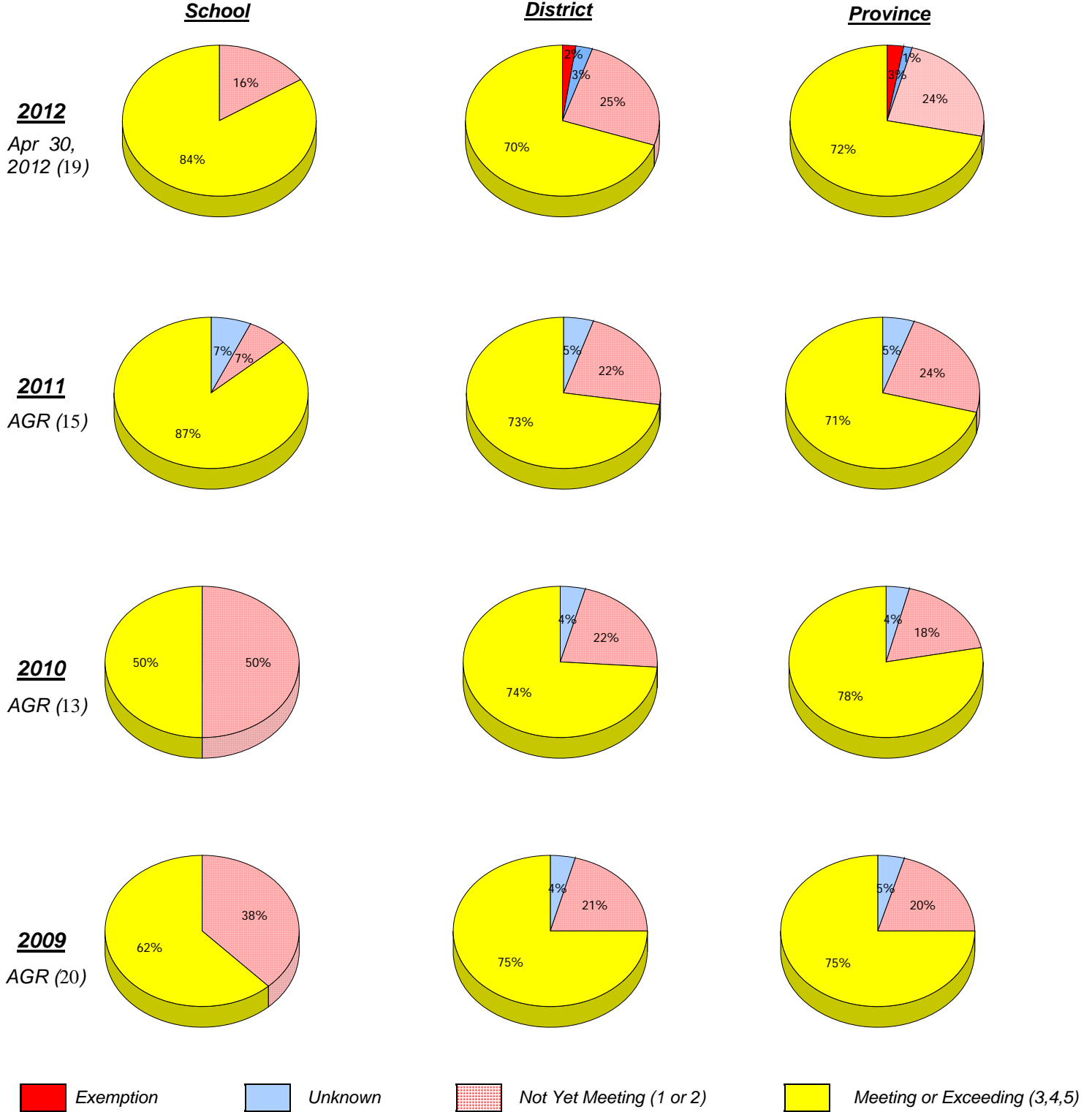
* Mushuau Innu Natuashish School and Sheshatshiu Innu School are excluded from district and provincial results.

* Reading score is composite of Non Fiction and Poet. Source: Division of Evaluation and Research, Department of Education

District 2 - Western

School #: 397 Belanger Memorial School

Demand Writing



* In some cases, CRT numbers may exceed AGR numbers based on late enrolments. Pie chart is based on the number of students who wrote the CRT.

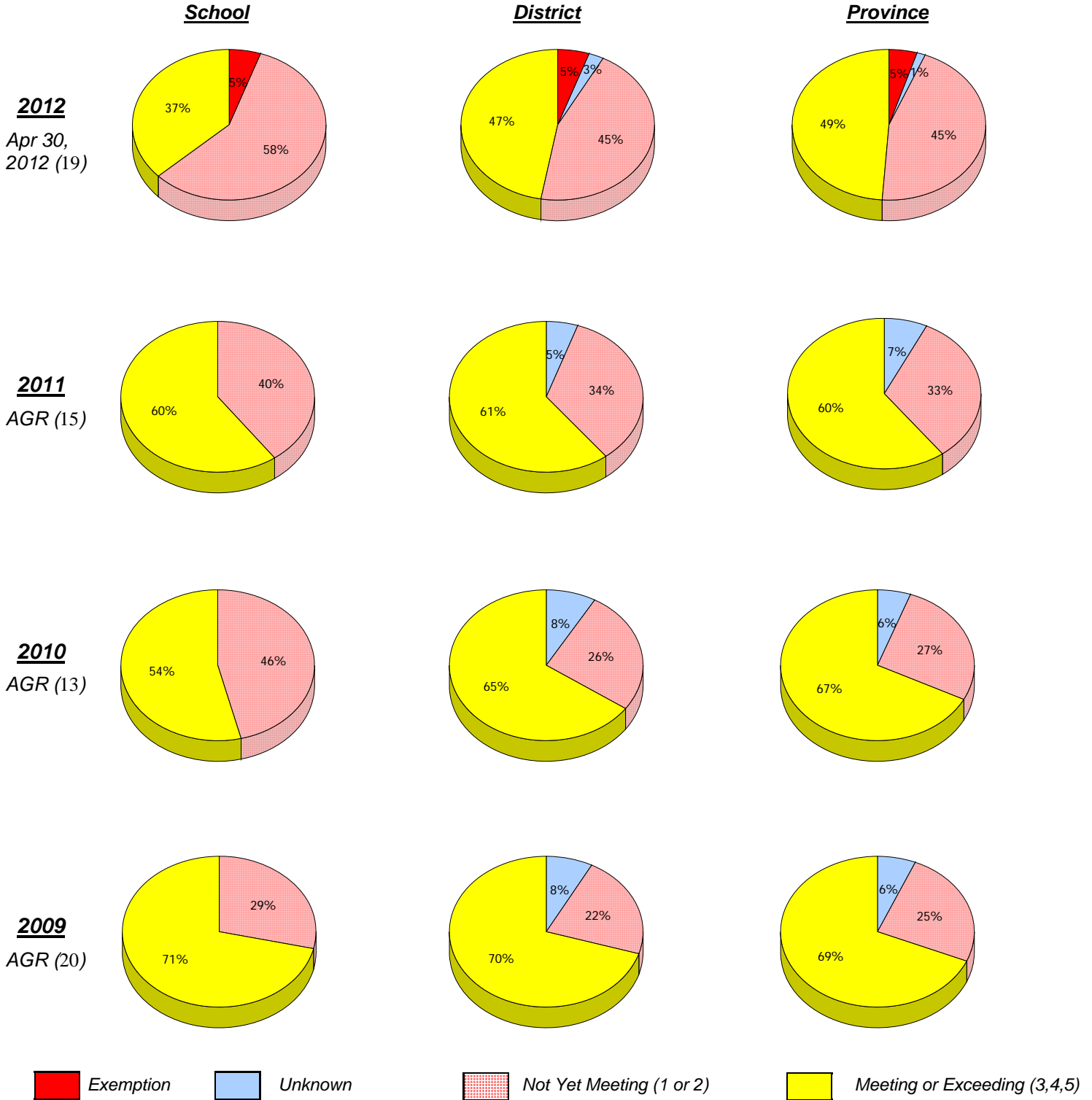
* Mushuau Innu Natuashish School and Sheshatshiu Innu School are excluded from district and provincial results.

* Reading score is composite of Non Fiction and Poet. Source: Division of Evaluation and Research, Department of Education

District 2 - Western

School #: 397 Belanger Memorial School

Reading



* In some cases, CRT numbers may exceed AGR numbers based on late enrolments. Pie chart is based on the number of students who wrote the CRT.

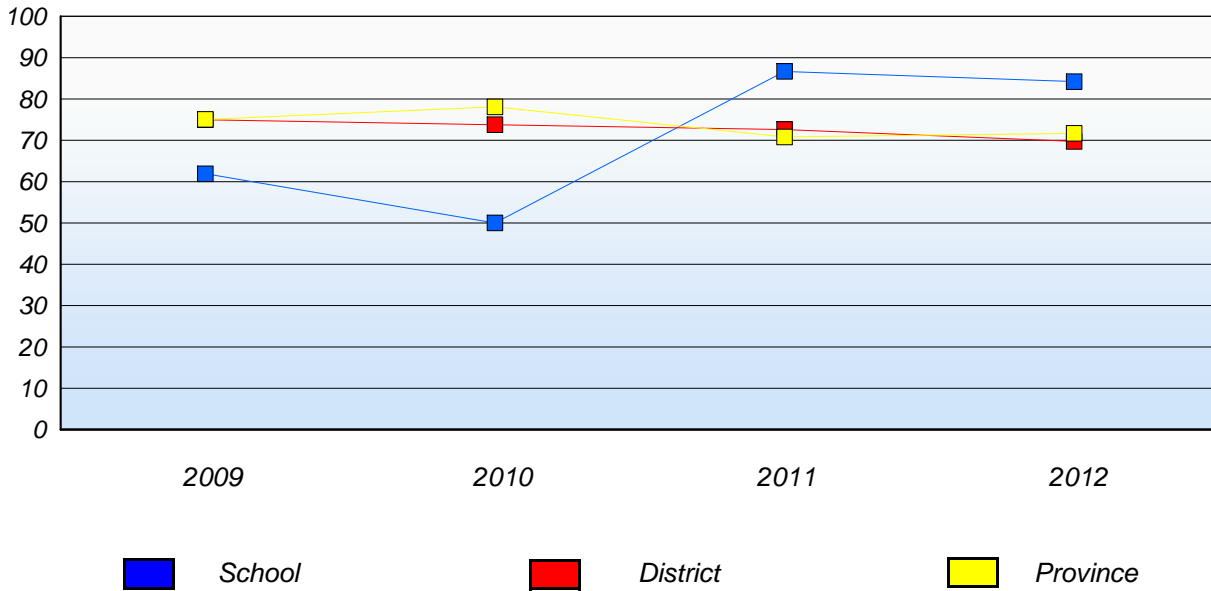
* Mushuau Innu Natuashish School and Sheshatshiu Innu School are excluded from district and provincial results.

* Reading score is composite of Non Fiction and Poet. Source: Division of Evaluation and Research, Department of Education

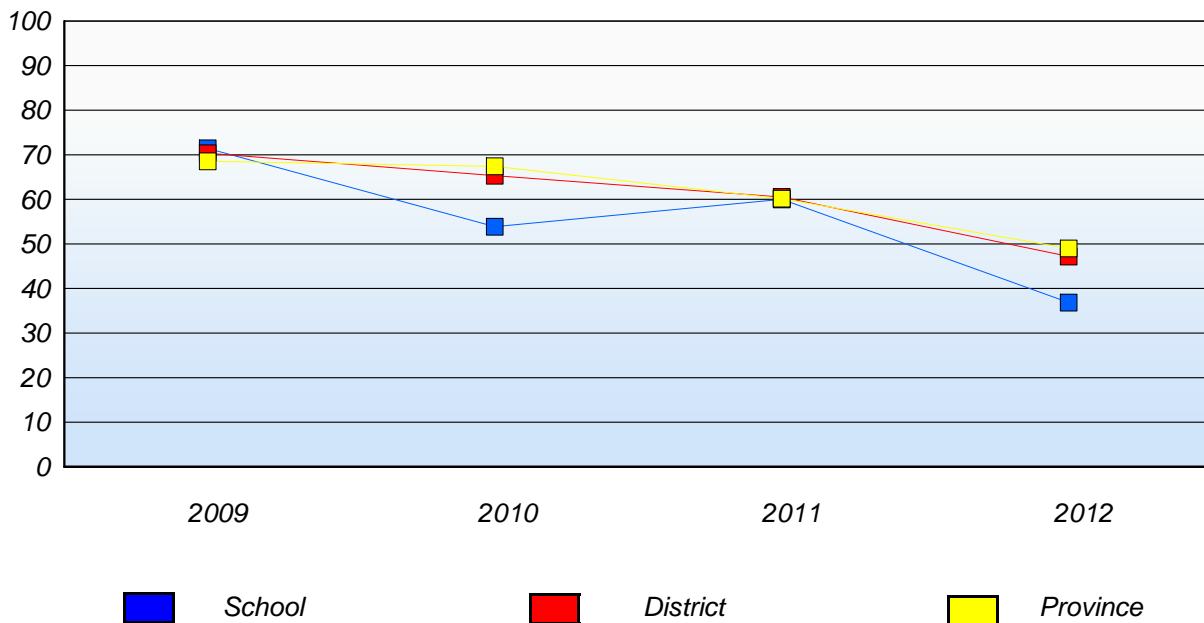
District 2 - Western

School #: 397 Belanger Memorial School

Demand Writing
Percentage of students at level 3 or above (2009 - 2012)



Reading
Percentage of students at level 3 or above (2009 - 2012)



* In some cases, CRT numbers may exceed AGR numbers based on late enrolments. Pie chart is based on the number of students who wrote the CRT.

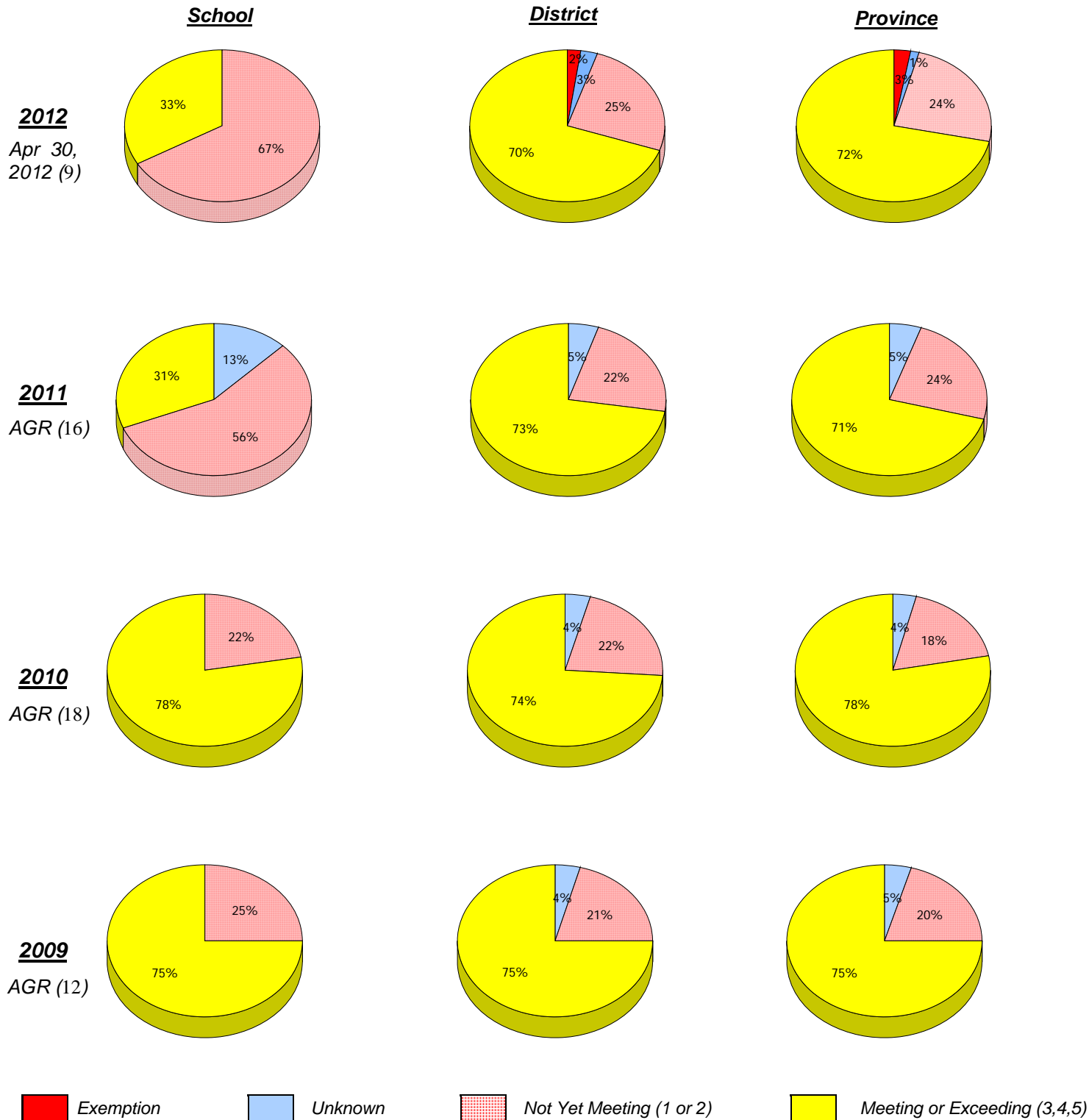
* Mushuau Innu Natuashish School and Sheshatshiu Innu School are excluded from district and provincial results.

* Reading score is composite of Non Fiction and Poet. Source: Division of Evaluation and Research, Department of Education

District 2 - Western

School #: 474 Cloud River Academy

Demand Writing



* In some cases, CRT numbers may exceed AGR numbers based on late enrolments. Pie chart is based on the number of students who wrote the CRT.

* Mushuau Innu Natuashish School and Sheshatshiu Innu School are excluded from district and provincial results.

* Reading score is composite of Non Fiction and Poet. Source: Division of Evaluation and Research, Department of Education

District 2 - Western

School #: 474 Cloud River Academy

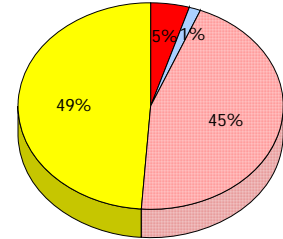
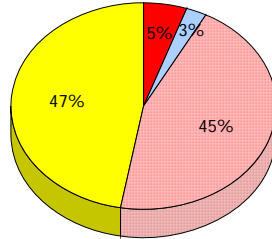
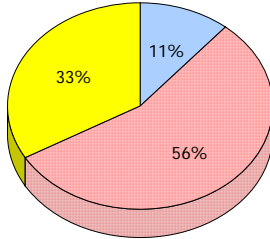
Reading

School

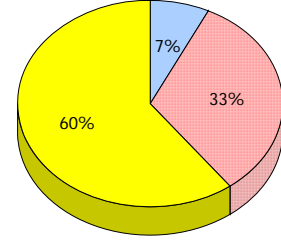
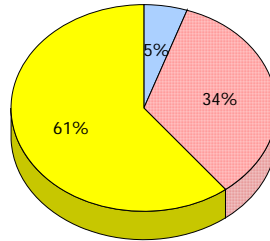
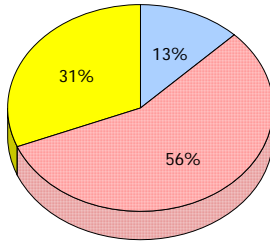
District

Province

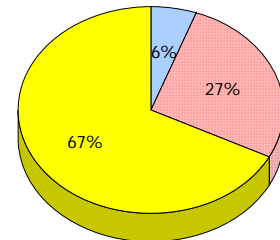
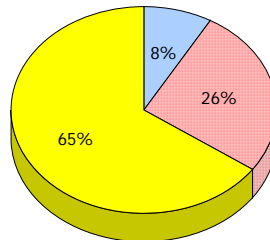
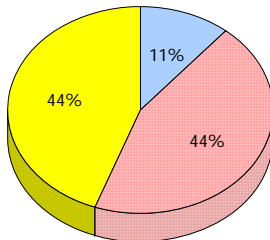
2012
Apr 30,
2012 (9)



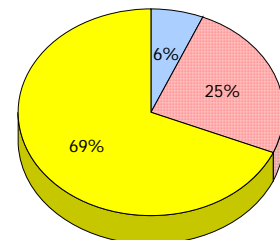
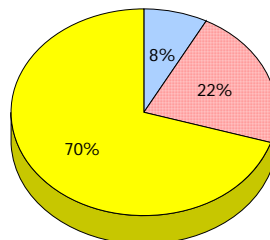
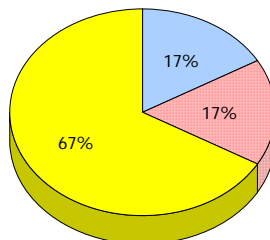
2011
AGR (16)



2010
AGR (18)



2009
AGR (12)



■ Exemption
 ■ Unknown
 ■ Not Yet Meeting (1 or 2)
 ■ Meeting or Exceeding (3,4,5)

* In some cases, CRT numbers may exceed AGR numbers based on late enrolments. Pie chart is based on the number of students who wrote the CRT.

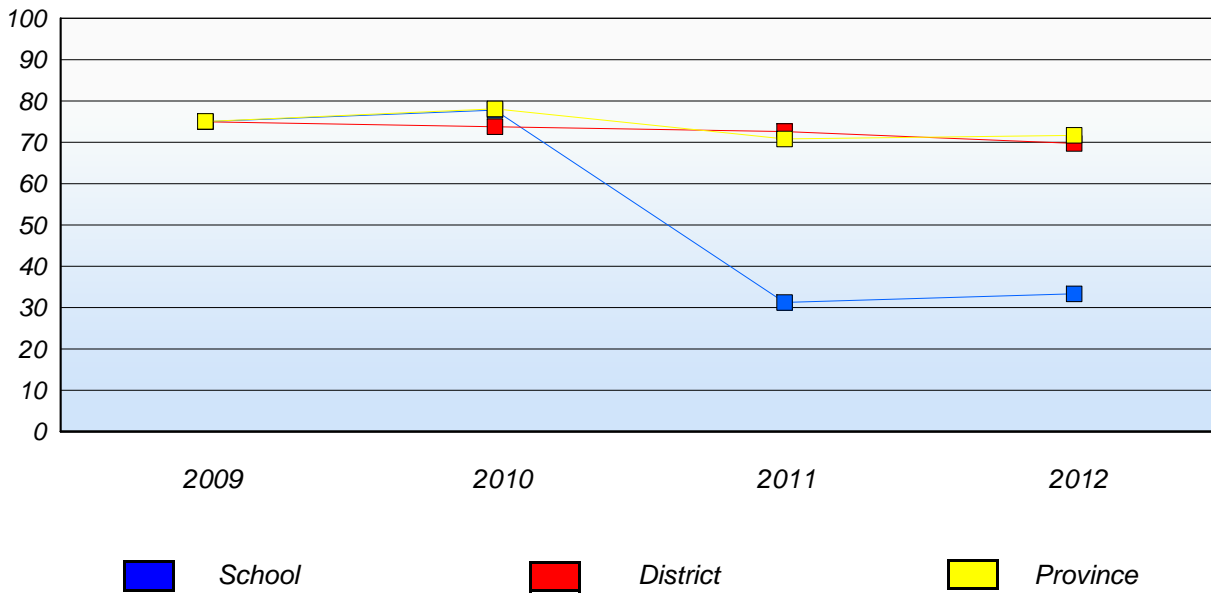
* Mushuau Innu Natuashish School and Sheshatshiu Innu School are excluded from district and provincial results.

* Reading score is composite of Non Fiction and Poet. Source: Division of Evaluation and Research, Department of Education

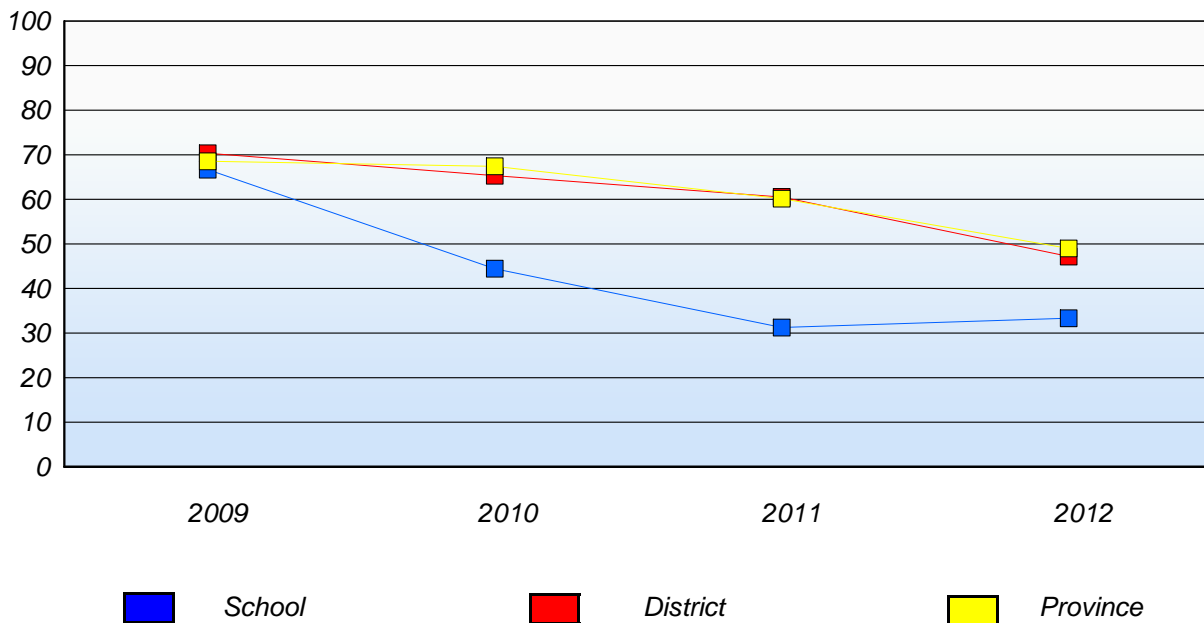
District 2 - Western

School #: 474 Cloud River Academy

Demand Writing
Percentage of students at level 3 or above (2009 - 2012)



Reading
Percentage of students at level 3 or above (2009 - 2012)



* In some cases, CRT numbers may exceed AGR numbers based on late enrolments. Pie chart is based on the number of students who wrote the CRT.

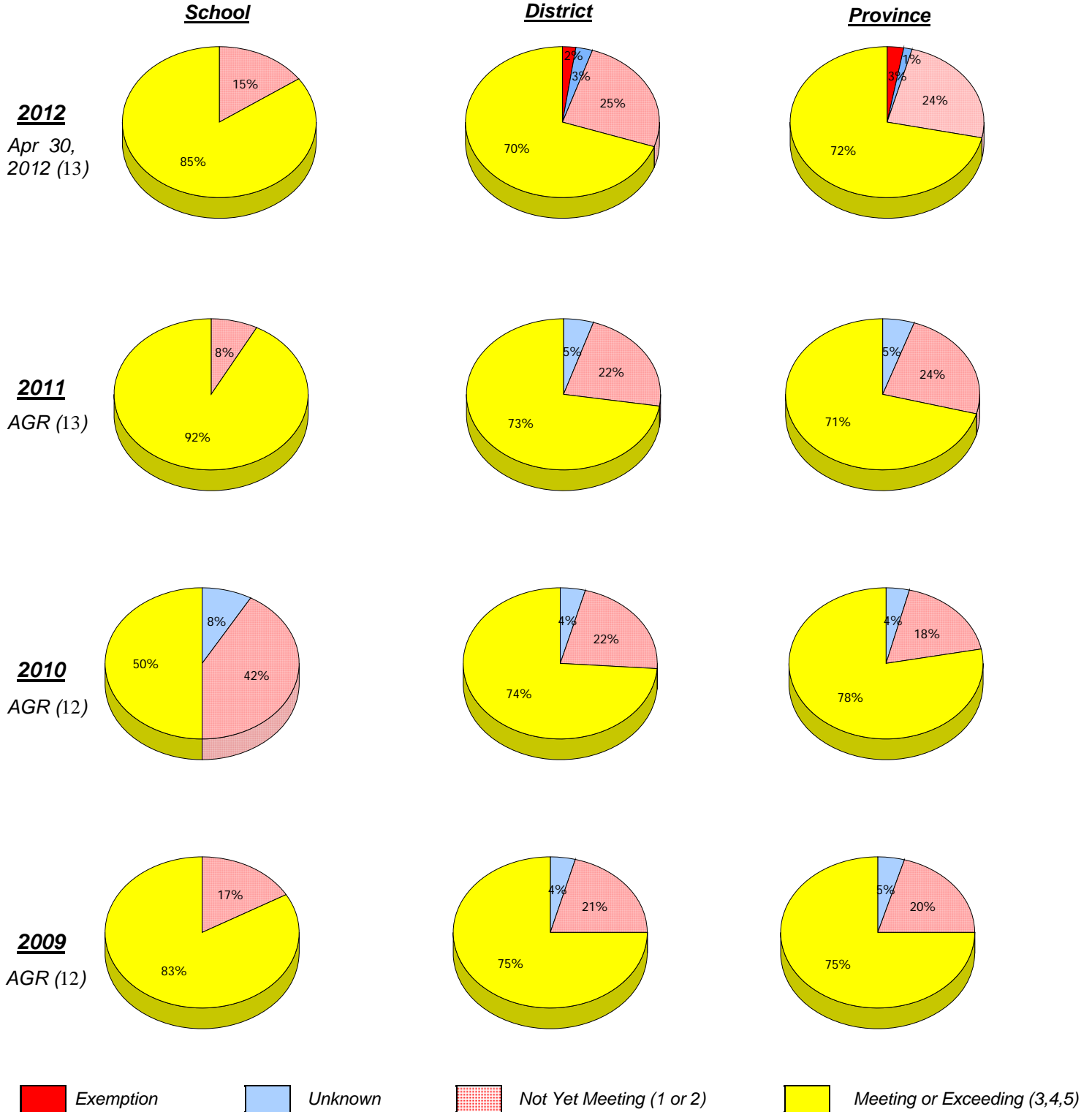
* Mushuau Innu Natuashish School and Sheshatshiu Innu School are excluded from district and provincial results.

* Reading score is composite of Non Fiction and Poet. Source: Division of Evaluation and Research, Department of Education

District 2 - Western

School #: 475 Viking Trail Academy

Demand Writing



* In some cases, CRT numbers may exceed AGR numbers based on late enrolments. Pie chart is based on the number of students who wrote the CRT.

* Mushuau Innu Natuashish School and Sheshatshiu Innu School are excluded from district and provincial results.

* Reading score is composite of Non Fiction and Poet. Source: Division of Evaluation and Research, Department of Education

District 2 - Western

School #: 475 Viking Trail Academy

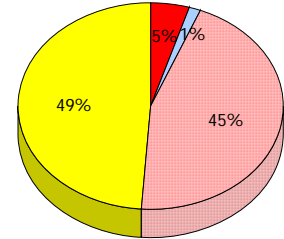
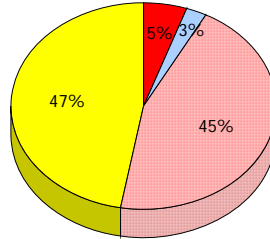
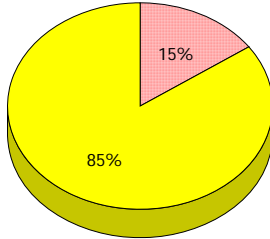
Reading

School

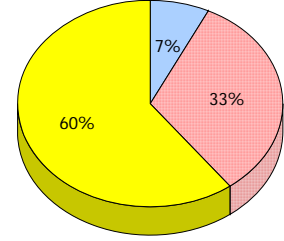
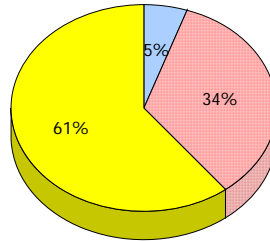
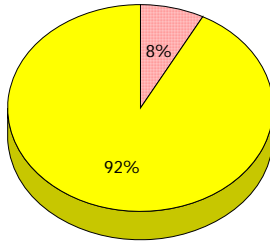
District

Province

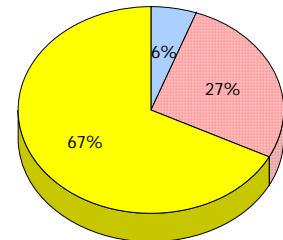
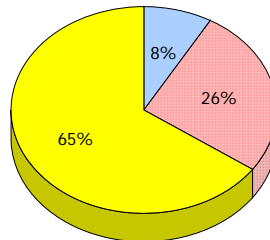
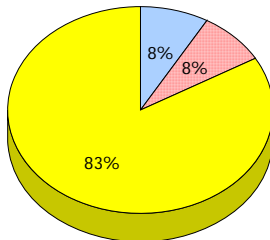
2012
Apr 30,
2012 (13)



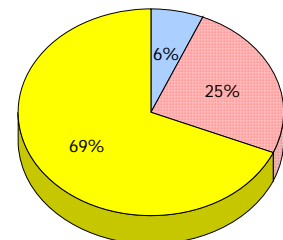
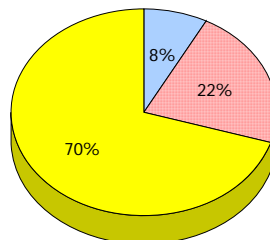
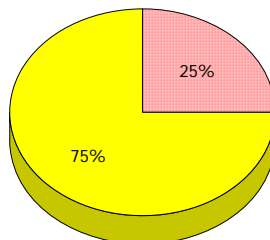
2011
AGR (13)



2010
AGR (12)



2009
AGR (12)



■ Exemption
 ■ Unknown
 ■ Not Yet Meeting (1 or 2)
 ■ Meeting or Exceeding (3,4,5)

* In some cases, CRT numbers may exceed AGR numbers based on late enrolments. Pie chart is based on the number of students who wrote the CRT.

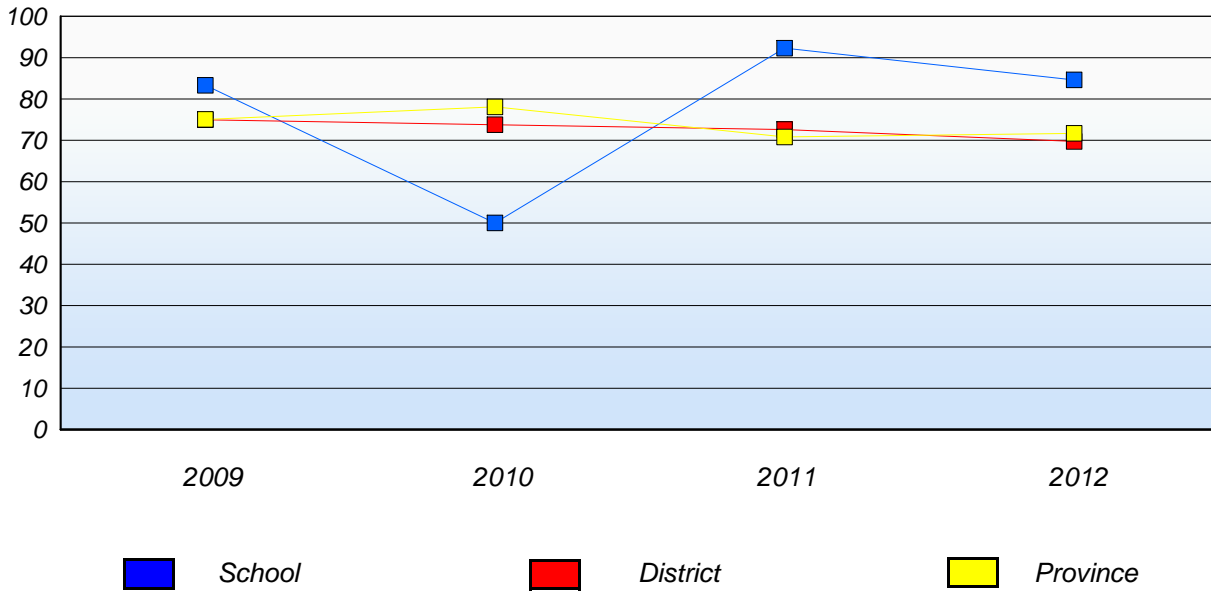
* Mushuau Innu Natuashish School and Sheshatshiu Innu School are excluded from district and provincial results.

* Reading score is composite of Non Fiction and Poet. Source: Division of Evaluation and Research, Department of Education

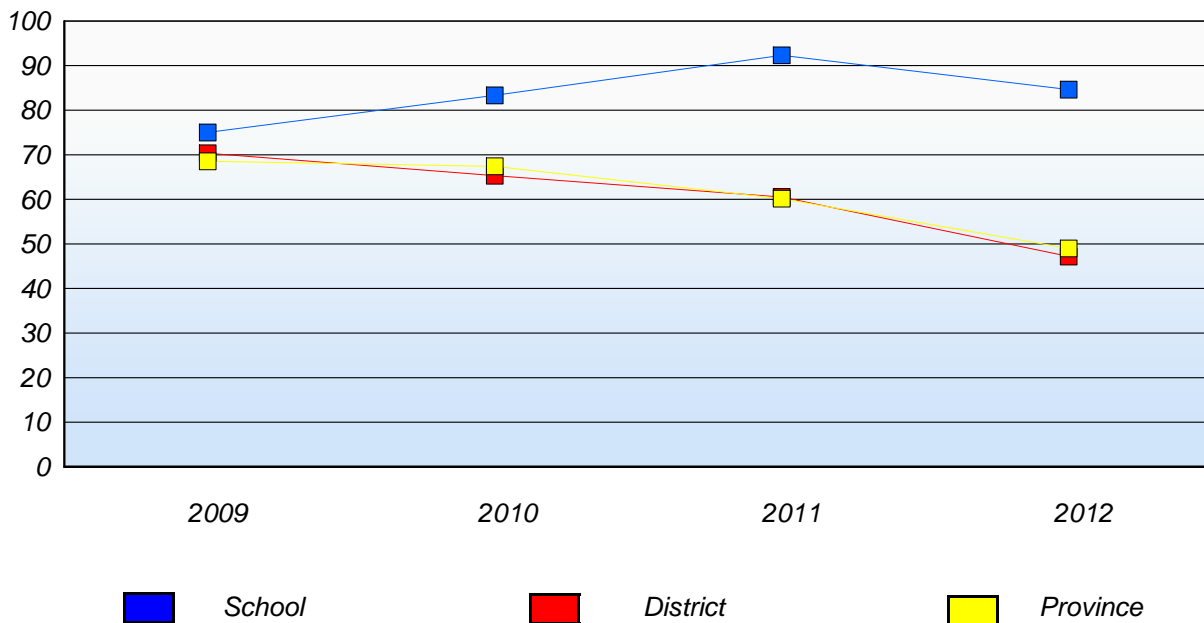
District 2 - Western

School #: 475 Viking Trail Academy

Demand Writing
Percentage of students at level 3 or above (2009 - 2012)



Reading
Percentage of students at level 3 or above (2009 - 2012)



* In some cases, CRT numbers may exceed AGR numbers based on late enrolments. Pie chart is based on the number of students who wrote the CRT.

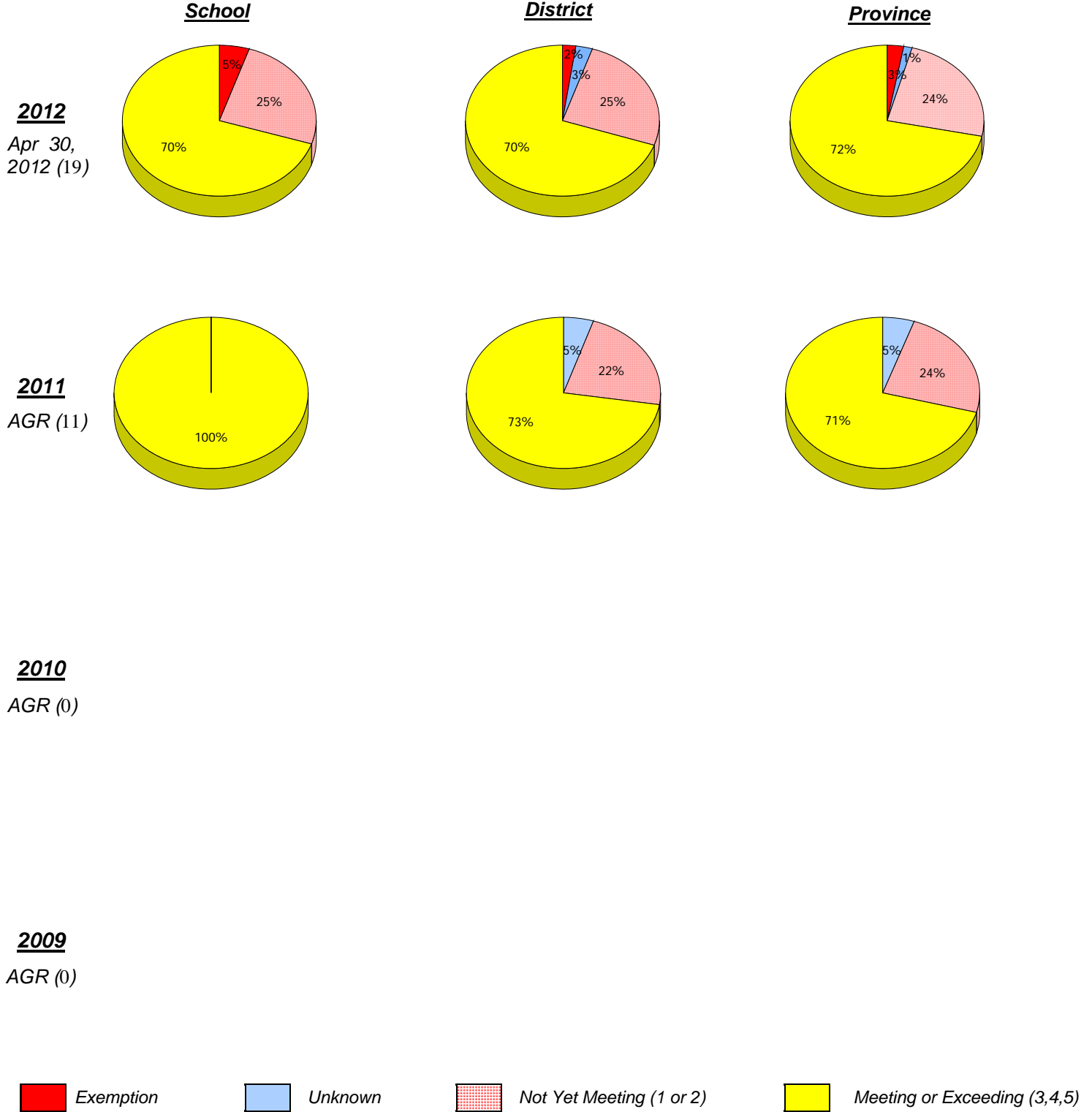
* Mushuau Innu Natuashish School and Sheshatshiu Innu School are excluded from district and provincial results.

* Reading score is composite of Non Fiction and Poet. Source: Division of Evaluation and Research, Department of Education

District 2 - Western

School #: 487 Labrador Straits Academy

Demand Writing



* In some cases, CRT numbers may exceed AGR numbers based on late enrolments. Pie chart is based on the number of students who wrote the CRT.

* Mushuau Innu Natuashish School and Sheshatshiu Innu School are excluded from district and provincial results.

* Reading score is composite of Non Fiction and Poet. Source: Division of Evaluation and Research, Department of Education

District 2 - Western

School #: 487 Labrador Straits Academy

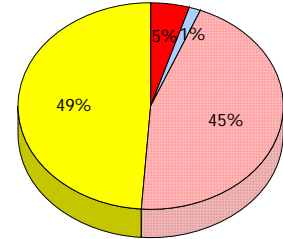
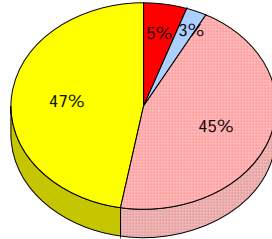
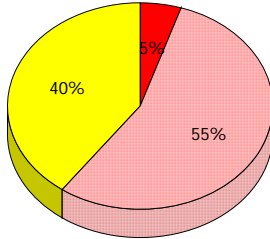
Reading

School

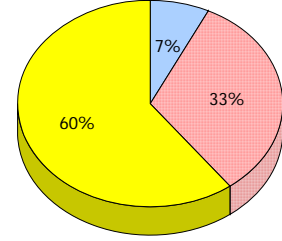
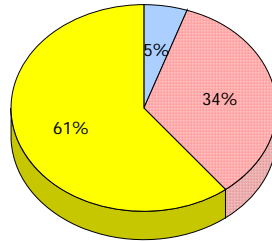
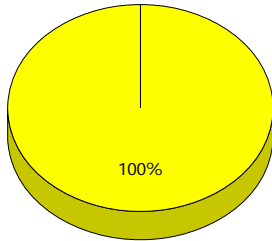
District

Province

2012
Apr 30,
2012 (19)



2011
AGR (11)



2010
AGR (0)

2009
AGR (0)



* In some cases, CRT numbers may exceed AGR numbers based on late enrolments. Pie chart is based on the number of students who wrote the CRT.

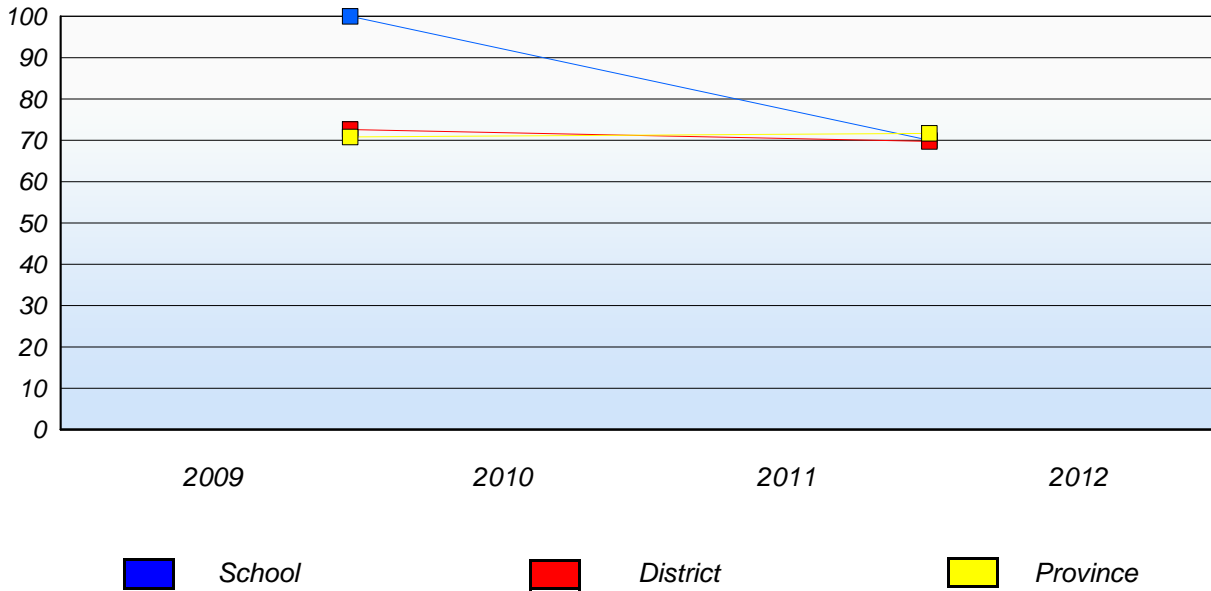
* Mushuau Innu Natuashish School and Sheshatshiu Innu School are excluded from district and provincial results.

* Reading score is composite of Non Fiction and Poet. Source: Division of Evaluation and Research, Department of Education

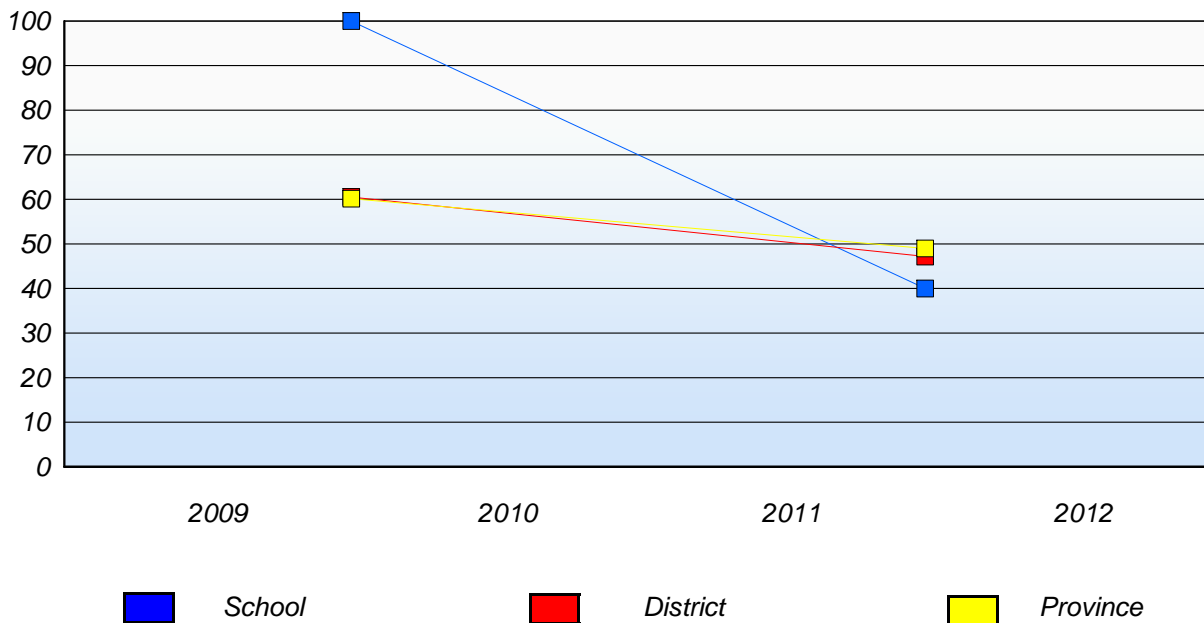
District 2 - Western

School #: 487 Labrador Straits Academy

Demand Writing
Percentage of students at level 3 or above (2009 - 2012)



Reading
Percentage of students at level 3 or above (2009 - 2012)



* In some cases, CRT numbers may exceed AGR numbers based on late enrolments. Pie chart is based on the number of students who wrote the CRT.

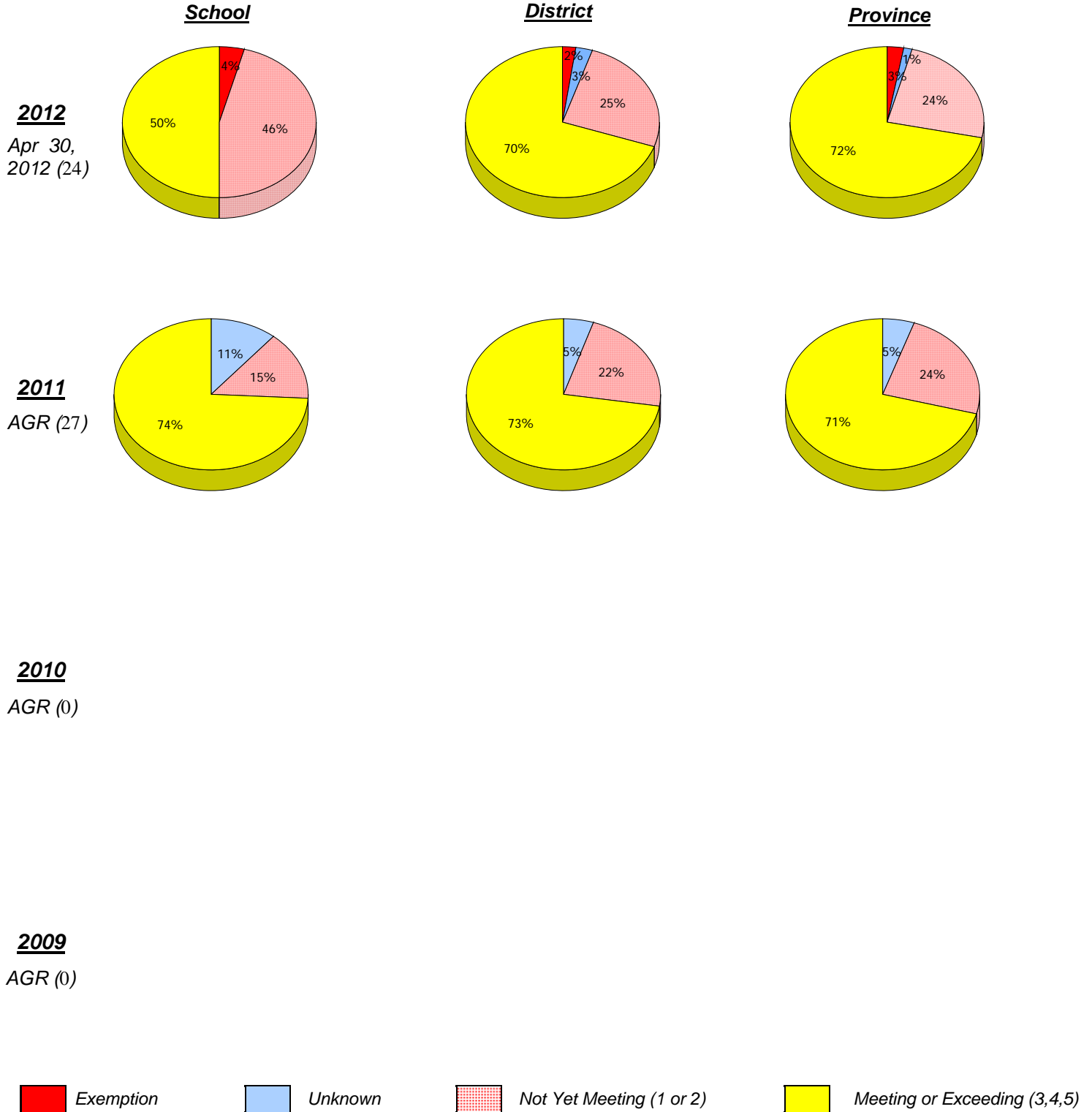
* Mushuau Innu Natuashish School and Sheshatshiu Innu School are excluded from district and provincial results.

* Reading score is composite of Non Fiction and Poet. Source: Division of Evaluation and Research, Department of Education

District 2 - Western

School #: 488 French Shore Academy

Demand Writing



* In some cases, CRT numbers may exceed AGR numbers based on late enrolments. Pie chart is based on the number of students who wrote the CRT.

* Mushuau Innu Natuashish School and Sheshatshiu Innu School are excluded from district and provincial results.

* Reading score is composite of Non Fiction and Poet. Source: Division of Evaluation and Research, Department of Education

District 2 - Western

School #: 488 French Shore Academy

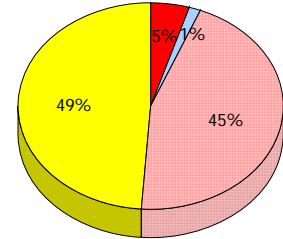
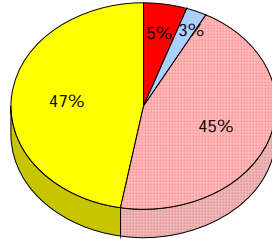
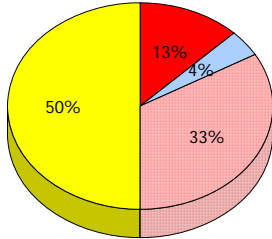
Reading

School

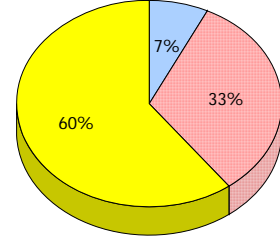
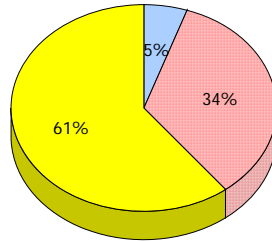
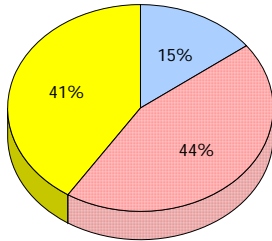
District

Province

2012
Apr 30,
2012 (24)

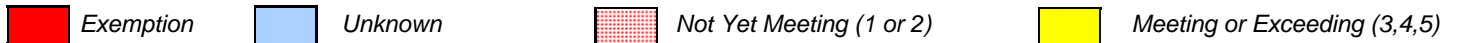


2011
AGR (27)



2010
AGR (0)

2009
AGR (0)



* In some cases, CRT numbers may exceed AGR numbers based on late enrolments. Pie chart is based on the number of students who wrote the CRT.

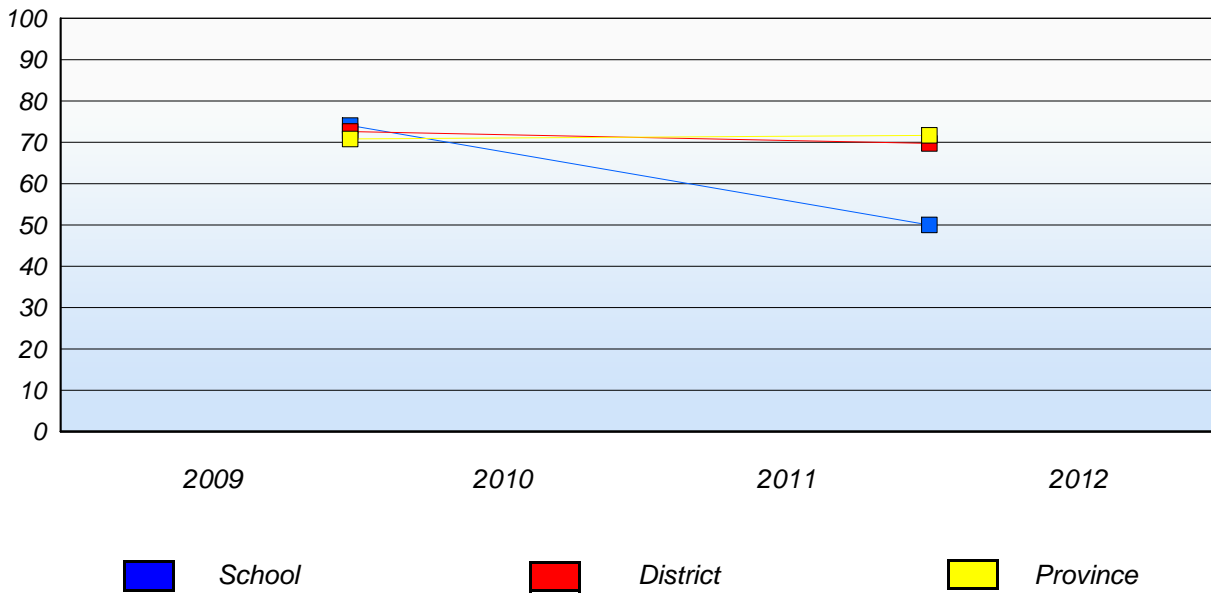
* Mushuau Innu Natuashish School and Sheshatshiu Innu School are excluded from district and provincial results.

* Reading score is composite of Non Fiction and Poet. Source: Division of Evaluation and Research, Department of Education

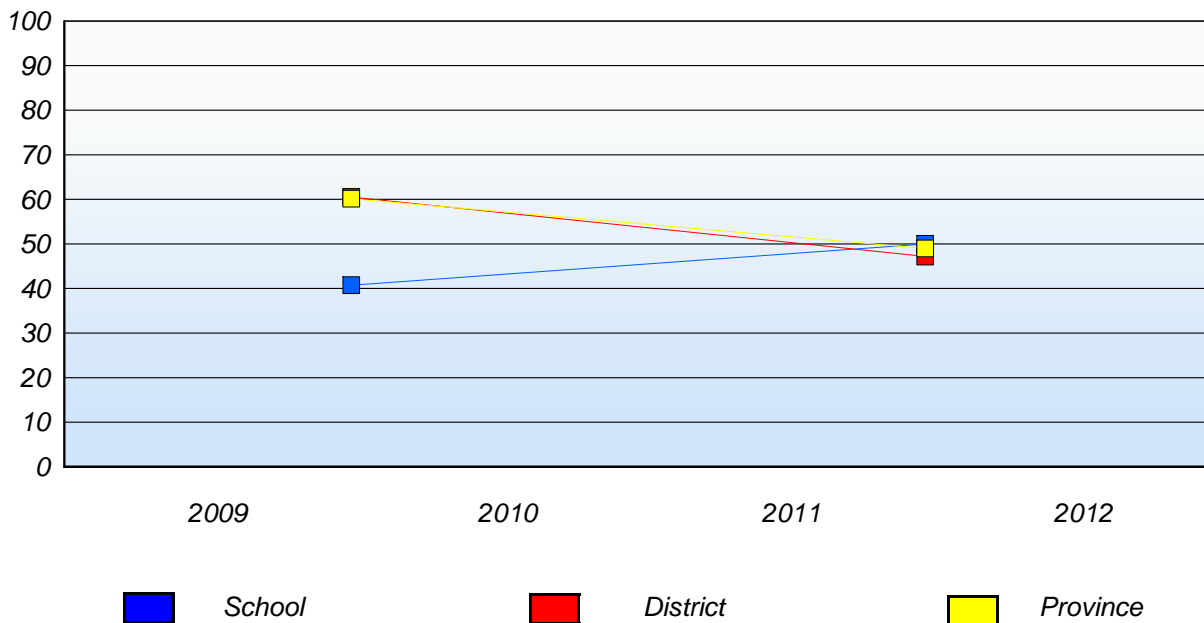
District 2 - Western

School #: 488 French Shore Academy

Demand Writing
Percentage of students at level 3 or above (2009 - 2012)



Reading
Percentage of students at level 3 or above (2009 - 2012)



* In some cases, CRT numbers may exceed AGR numbers based on late enrolments. Pie chart is based on the number of students who wrote the CRT.

* Mushuau Innu Natuashish School and Sheshatshiu Innu School are excluded from district and provincial results.

* Reading score is composite of Non Fiction and Poet. Source: Division of Evaluation and Research, Department of Education