

District 803 - Private

School #: 373 First Baptist Academy

Demand Writing

School

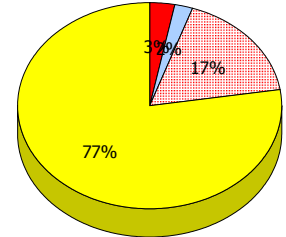
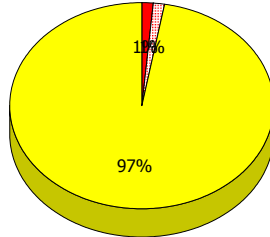
*School data with 5 or fewer students
withheld for reasons of confidentiality.*

District

Province

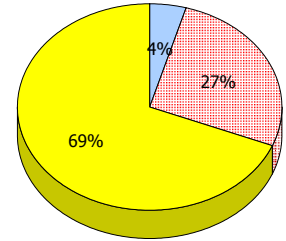
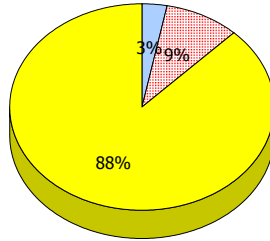
2012

Apr 30,
2012 (3)



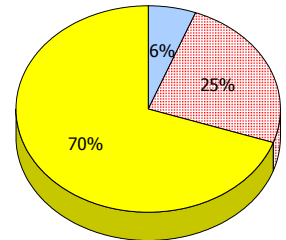
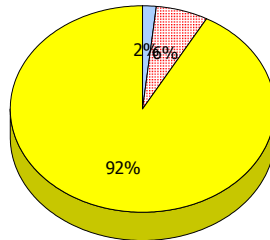
2011

AGR (2)



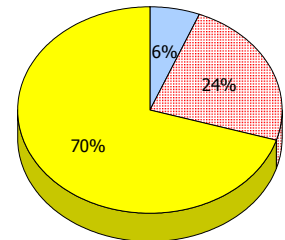
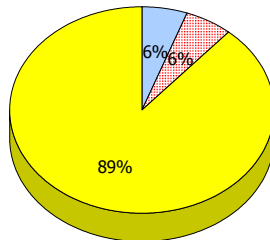
2010

AGR (2)



2009

AGR (3)



* In some cases, CRT numbers may exceed AGR numbers based on late enrolments. Pie chart is based on the number of students who wrote the CRT.

* French Immersion students not included

* Reading score is composite of Non-Fiction and Poet.

Mushuau Innu Natuashish School and Sheshatshiu Innu School are excluded from district and provincial results.

Source: Division of Evaluation and Research, Department of Education.

District 803 - Private

School #: 373 First Baptist Academy

Reading

School

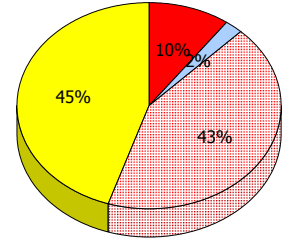
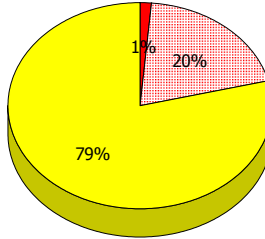
School data with 5 or fewer students withheld for reasons of confidentiality.

District

Province

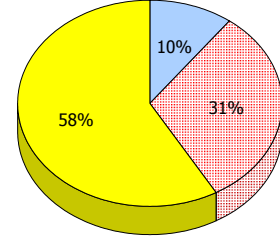
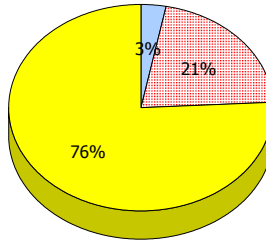
2012

Apr 30,
2012 (3)



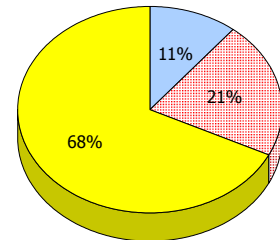
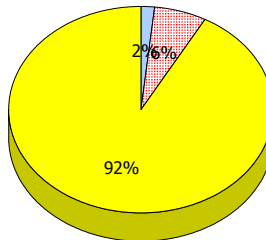
2011

AGR (2)



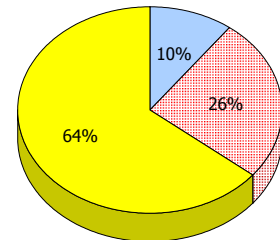
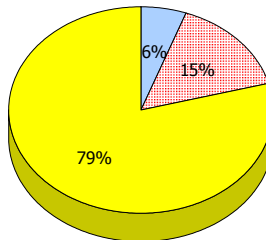
2010

AGR (2)



2009

AGR (3)



Unknown
 Exemption
 Not Yet Meeting (1 or 2)
 Meeting or Exceeding (3,4,5)

* In some cases, CRT numbers may exceed AGR numbers based on late enrolments. Pie chart is based on the number of students who wrote the CRT.

* French Immersion students not included

* Reading score is composite of Non-Fiction and Poet.

Mushuau Innu Natuashish School and Sheshatshiu Innu School are excluded from district and provincial results.

Source: Division of Evaluation and Research, Department of Education.

Primary English Language Arts
4 Year Provincial Assessment, June 2012
School Report Rubrics
 (average scores)

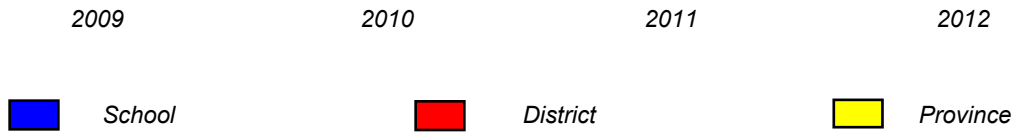
District 803 - Private

School #: 373 First Baptist Academy

Demand Writing

Percentage of students at level 3 or above (2009 - 2012)

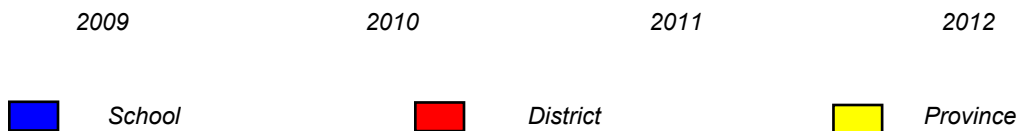
School data with 5 or fewer students withheld for reasons of confidentiality.



Reading

Percentage of students at level 3 or above (2009 - 2012)

School data with 5 or fewer students withheld for reasons of confidentiality.



* In some cases, CRT numbers may exceed AGR numbers based on late enrolments. Pie chart is based on the number of students who wrote the CRT.

* French Immersion students not included

* Reading score is composite of Non-Fiction and Poet.

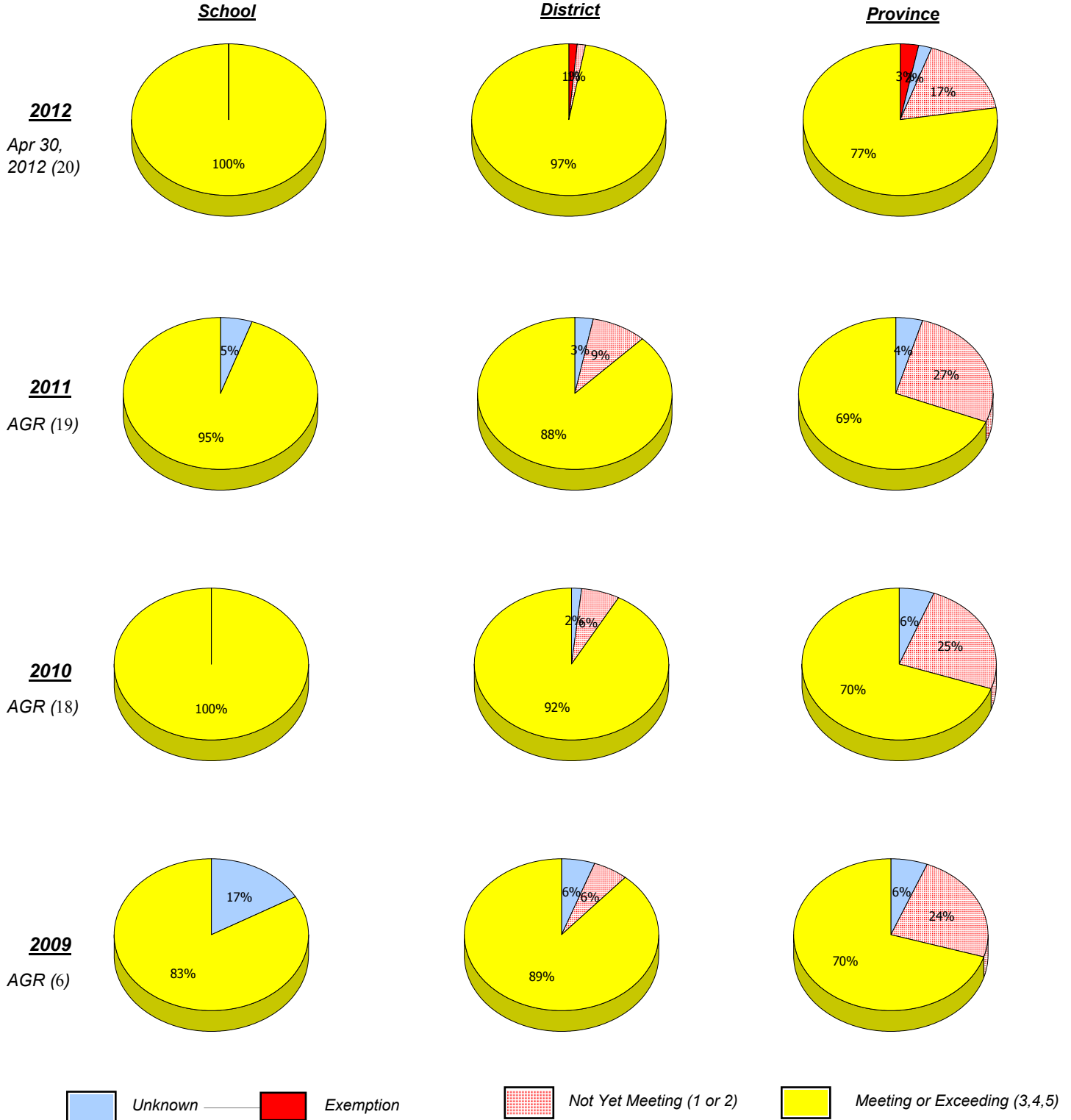
Mushuau Innu Natuashish School and Sheshatshiu Innu School are excluded from district and provincial results.

Source: Division of Evaluation and Research, Department of Education.

District 803 - Private

School #: 375 Lakecrest -St. John's Independent School

Demand Writing



* In some cases, CRT numbers may exceed AGR numbers based on late enrolments. Pie chart is based on the number of students who wrote the CRT.

* French Immersion students not included

* Reading score is composite of Non-Fiction and Poet.

Mushuau Innu Natuashish School and Sheshatshiu Innu School are excluded from district and provincial results.

Source: Division of Evaluation and Research, Department of Education.

District 803 - Private

School #: 375 Lakecrest -St. John's Independent School

Reading

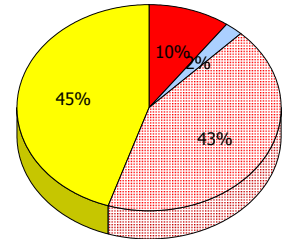
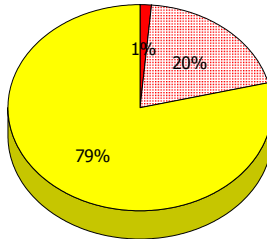
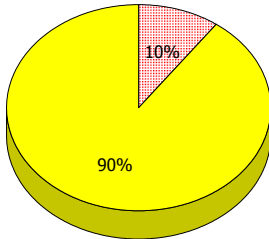
School

District

Province

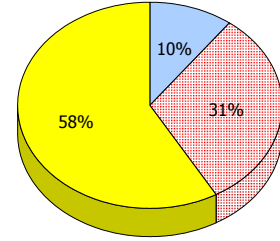
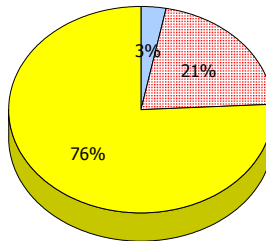
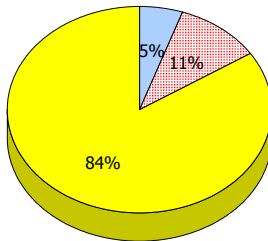
2012

Apr 30,
2012 (20)



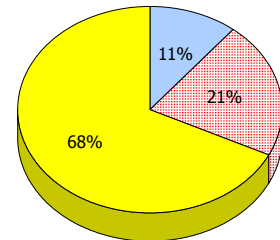
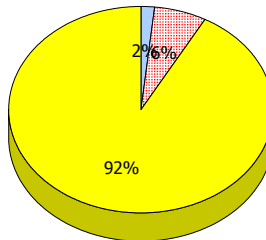
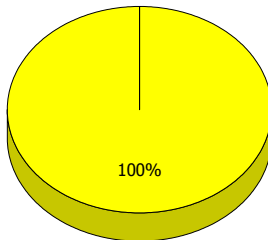
2011

AGR (19)



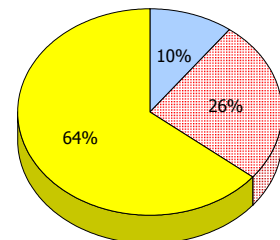
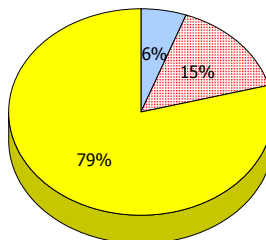
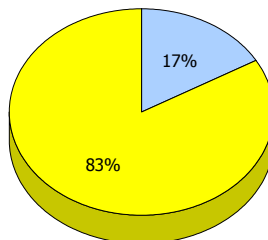
2010

AGR (18)



2009

AGR (6)



Unknown
 Exemption
 Not Yet Meeting (1 or 2)
 Meeting or Exceeding (3,4,5)

* In some cases, CRT numbers may exceed AGR numbers based on late enrolments. Pie chart is based on the number of students who wrote the CRT.

* French Immersion students not included

* Reading score is composite of Non-Fiction and Poet.

Mushuau Innu Natuashish School and Sheshatshiu Innu School are excluded from district and provincial results.

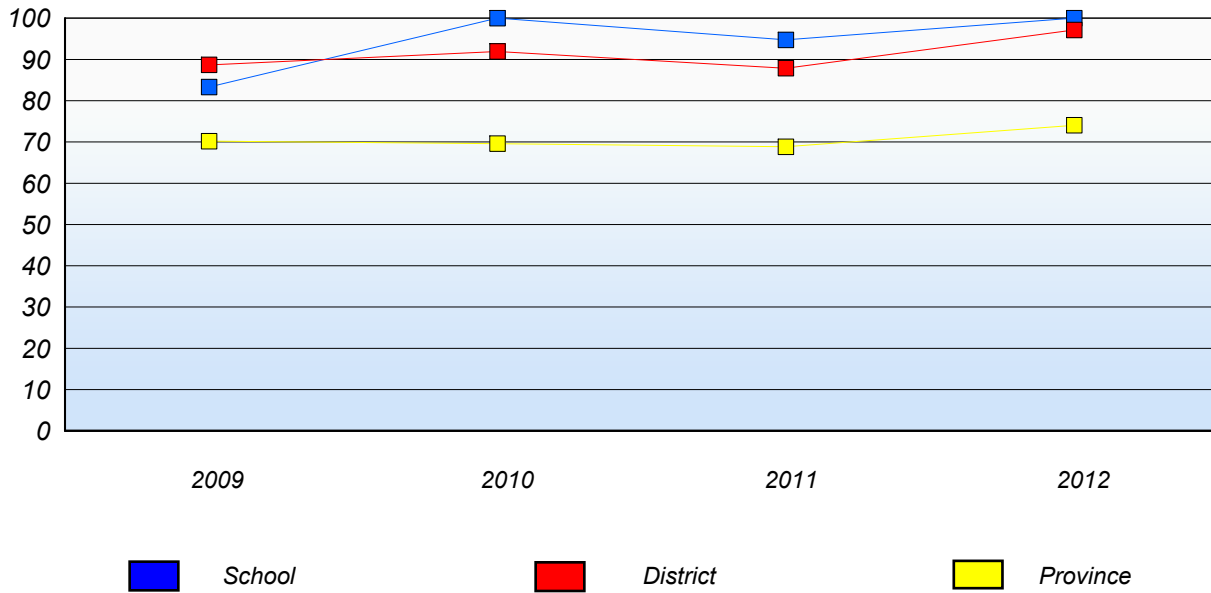
Source: Division of Evaluation and Research, Department of Education.

District 803 - Private

School #: 375 Lakecrest -St. John's Independent School

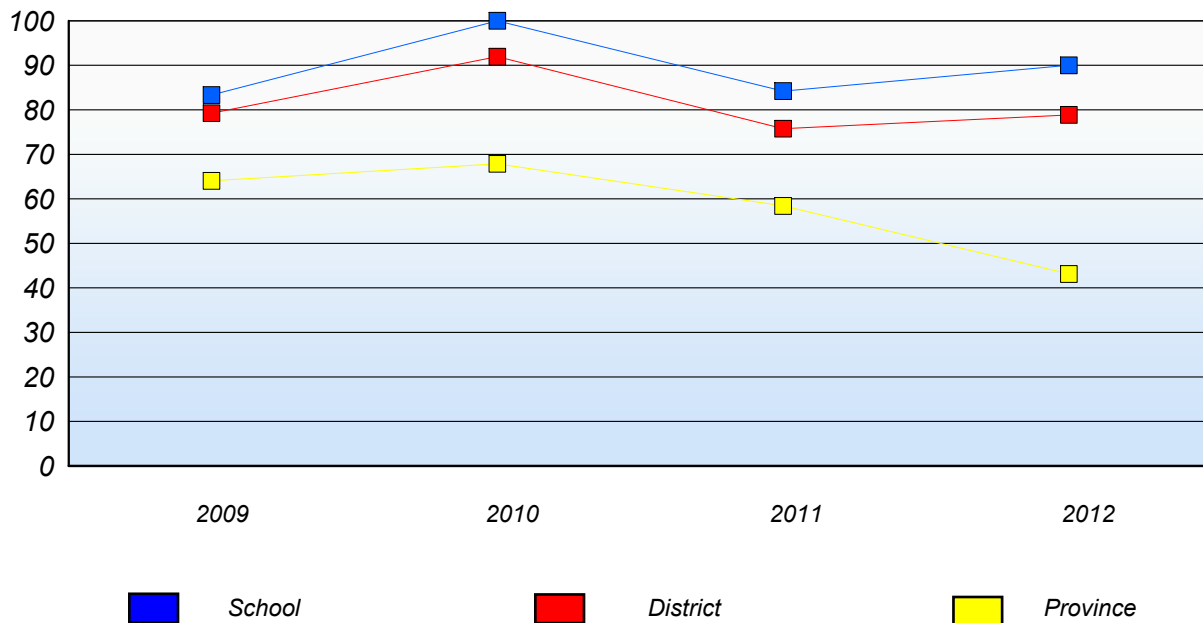
Demand Writing

Percentage of students at level 3 or above (2009 - 2012)



Reading

Percentage of students at level 3 or above (2009 - 2012)



* In some cases, CRT numbers may exceed AGR numbers based on late enrolments. Pie chart is based on the number of students who wrote the CRT.

* French Immersion students not included

* Reading score is composite of Non-Fiction and Poet.

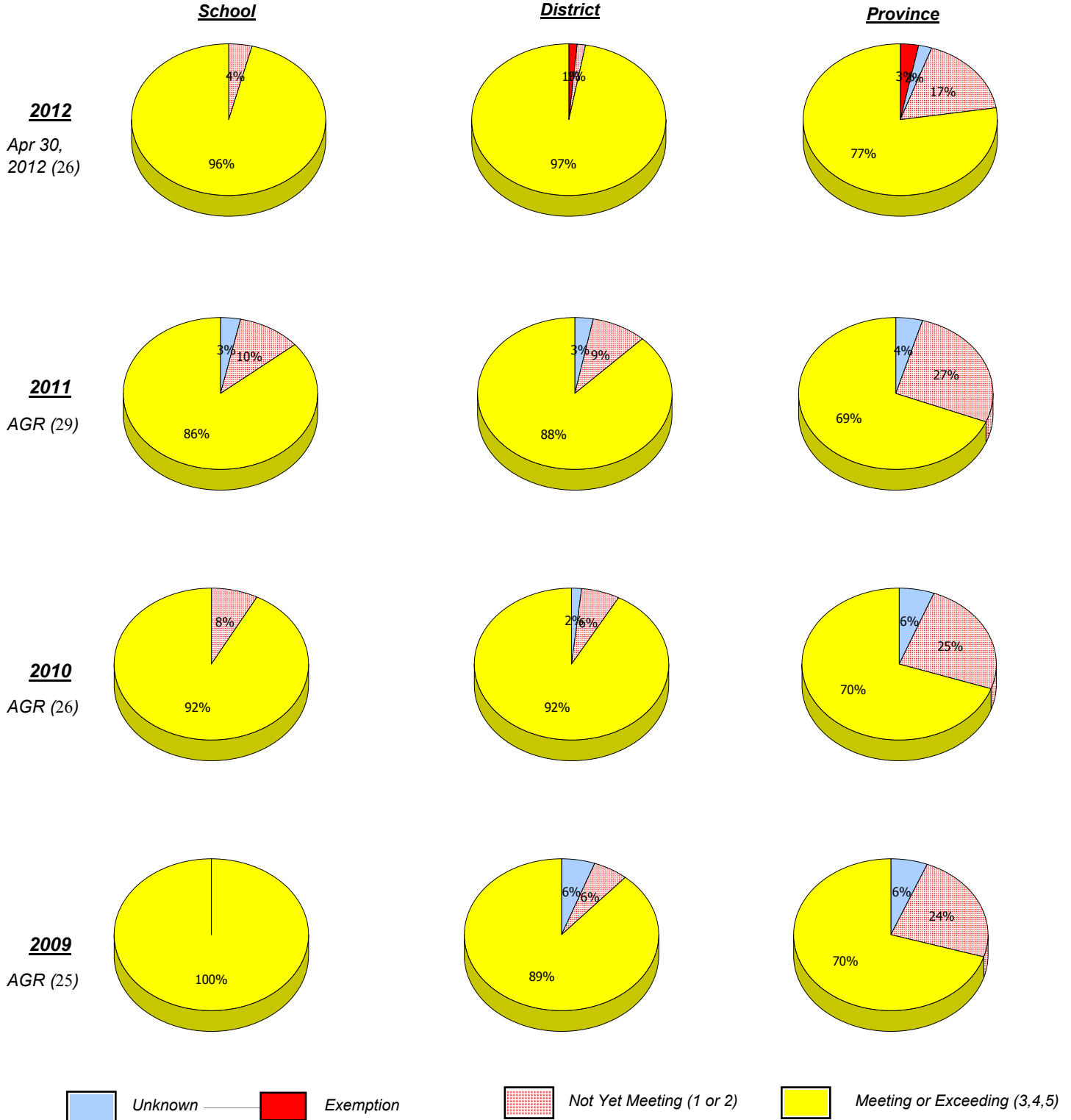
Mushuau Innu Natuashish School and Sheshatshiu Innu School are excluded from district and provincial results.

Source: Division of Evaluation and Research, Department of Education.

District 803 - Private

School #: 450 St. Bonaventure's College

Demand Writing



* In some cases, CRT numbers may exceed AGR numbers based on late enrolments. Pie chart is based on the number of students who wrote the CRT.

* French Immersion students not included

* Reading score is composite of Non-Fiction and Poet.

Mushuau Innu Natuashish School and Sheshatshiu Innu School are excluded from district and provincial results.

Source: Division of Evaluation and Research, Department of Education.

District 803 - Private

School #: 450 St. Bonaventure's College

Reading

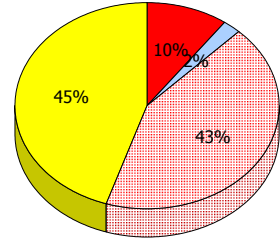
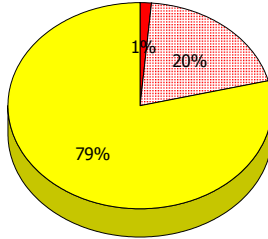
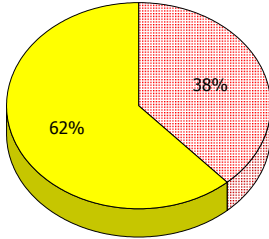
School

District

Province

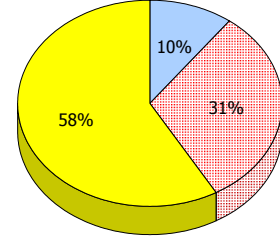
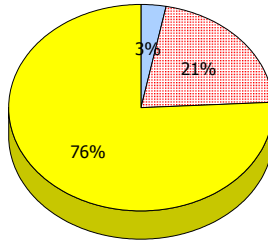
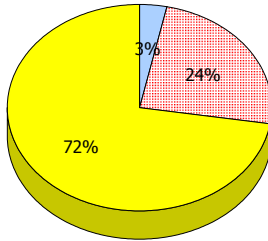
2012

Apr 30,
2012 (26)



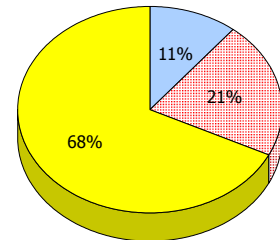
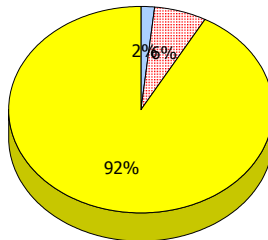
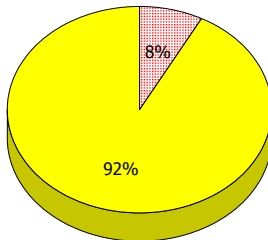
2011

AGR (29)



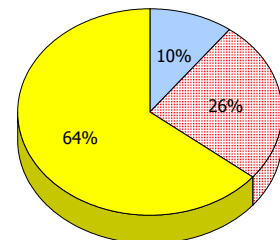
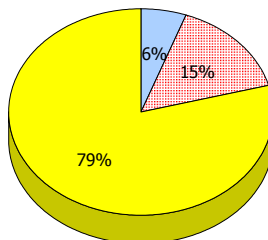
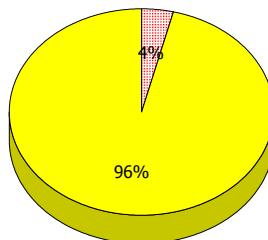
2010

AGR (26)



2009

AGR (25)



Unknown
 Exemption
 Not Yet Meeting (1 or 2)
 Meeting or Exceeding (3,4,5)

* In some cases, CRT numbers may exceed AGR numbers based on late enrolments. Pie chart is based on the number of students who wrote the CRT.

* French Immersion students not included

* Reading score is composite of Non-Fiction and Poet.

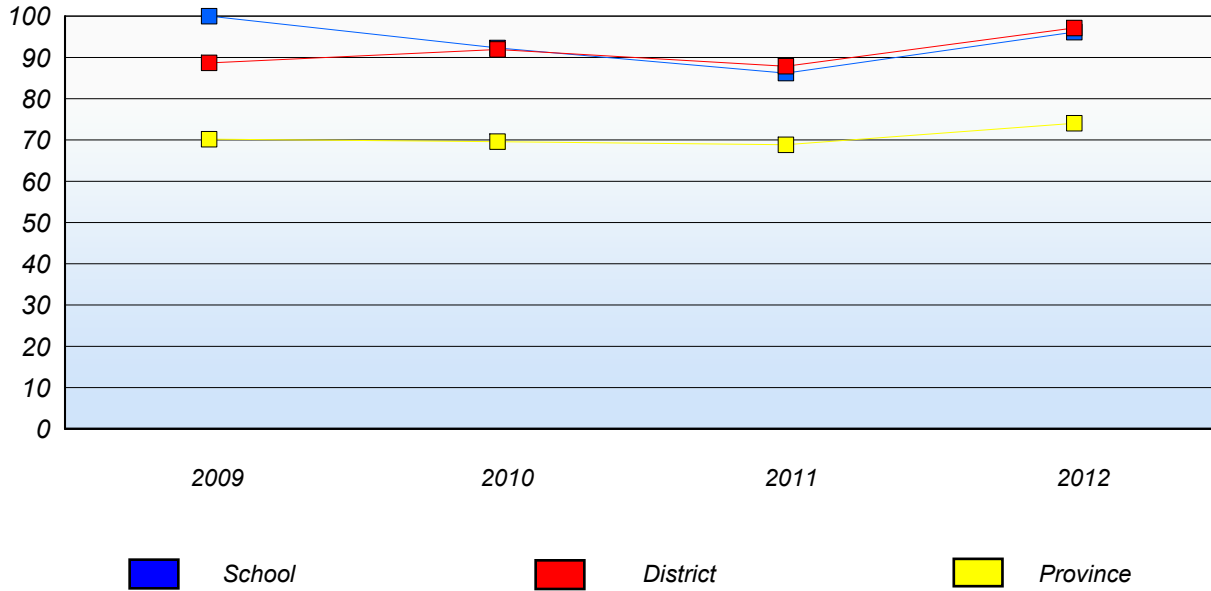
Mushuau Innu Natuashish School and Sheshatshiu Innu School are excluded from district and provincial results.

Source: Division of Evaluation and Research, Department of Education.

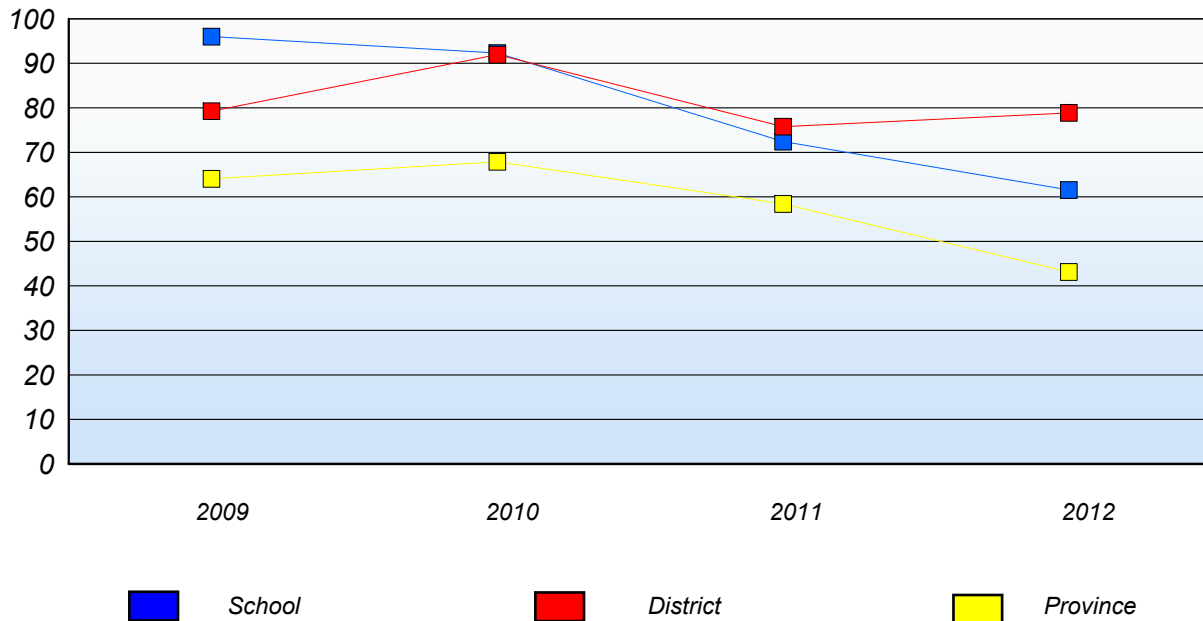
District 803 - Private

School #: 450 St. Bonaventure's College

Demand Writing
 Percentage of students at level 3 or above (2009 - 2012)



Reading
 Percentage of students at level 3 or above (2009 - 2012)



* In some cases, CRT numbers may exceed AGR numbers based on late enrolments. Pie chart is based on the number of students who wrote the CRT.

* French Immersion students not included

* Reading score is composite of Non-Fiction and Poet.

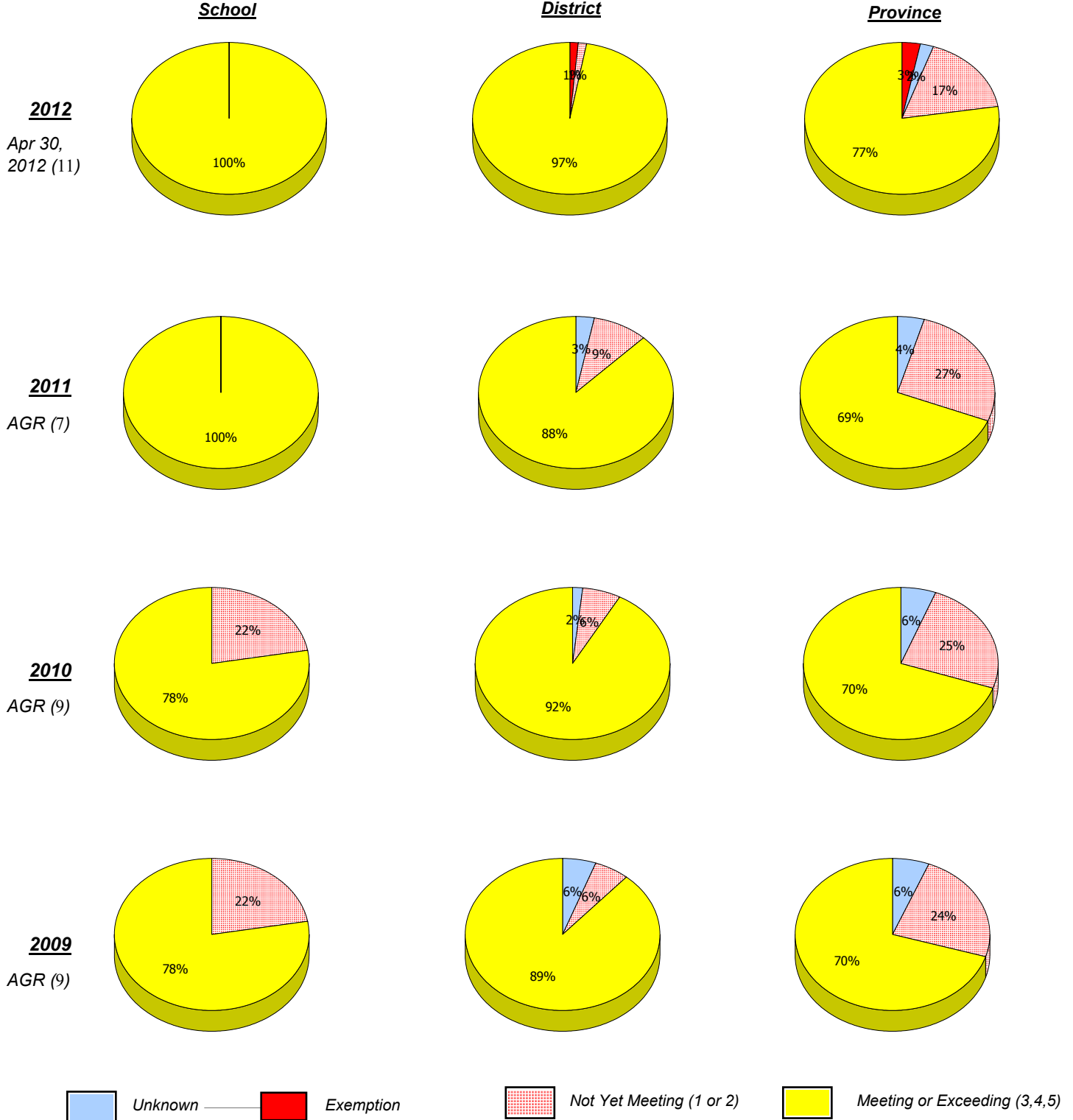
Mushuau Innu Natuashish School and Sheshatshiu Innu School are excluded from district and provincial results.

Source: Division of Evaluation and Research, Department of Education.

District 803 - Private

School #: 453 Eric G. Lambert All-Grade

Demand Writing



* In some cases, CRT numbers may exceed AGR numbers based on late enrolments. Pie chart is based on the number of students who wrote the CRT.

* French Immersion students not included

* Reading score is composite of Non-Fiction and Poet.

Mushuau Innu Natuashish School and Sheshatshiu Innu School are excluded from district and provincial results.

Source: Division of Evaluation and Research, Department of Education.

District 803 - Private

School #: 453 Eric G. Lambert All-Grade

Reading

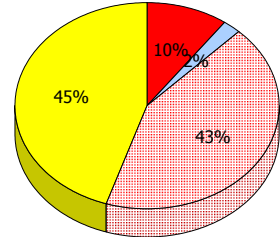
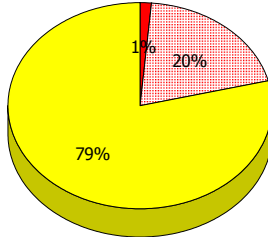
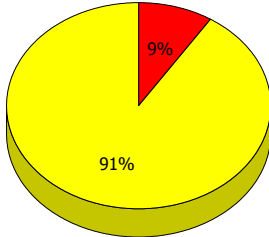
School

District

Province

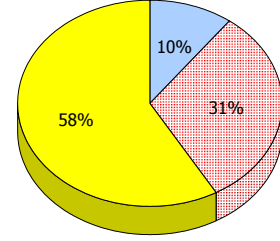
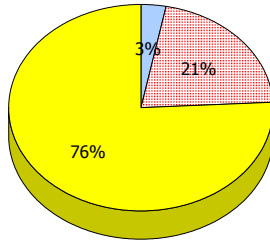
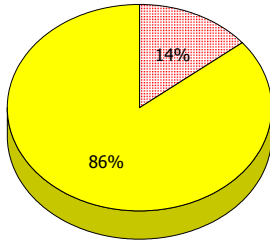
2012

Apr 30,
2012 (11)



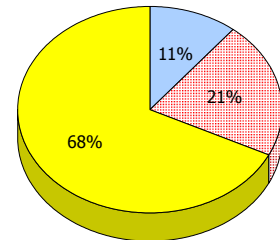
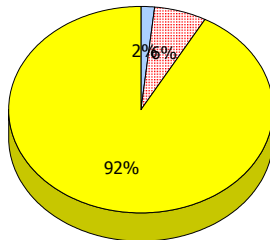
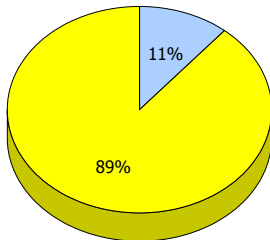
2011

AGR (7)



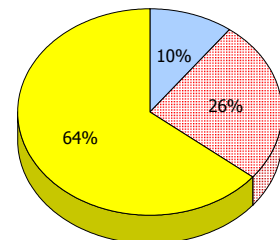
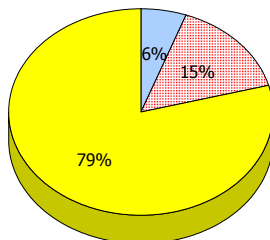
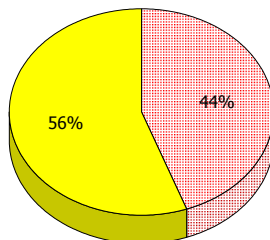
2010

AGR (9)



2009

AGR (9)



Unknown
 Exemption
 Not Yet Meeting (1 or 2)
 Meeting or Exceeding (3,4,5)

* In some cases, CRT numbers may exceed AGR numbers based on late enrolments. Pie chart is based on the number of students who wrote the CRT.

* French Immersion students not included

* Reading score is composite of Non-Fiction and Poet.

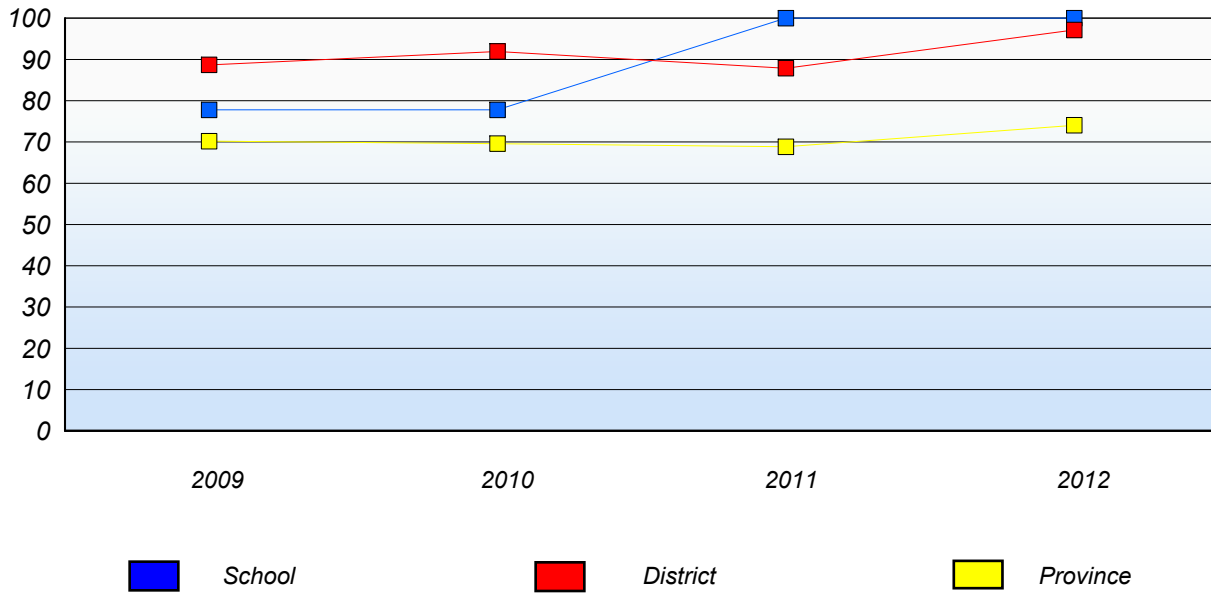
Mushuau Innu Natuashish School and Sheshatshiu Innu School are excluded from district and provincial results.

Source: Division of Evaluation and Research, Department of Education.

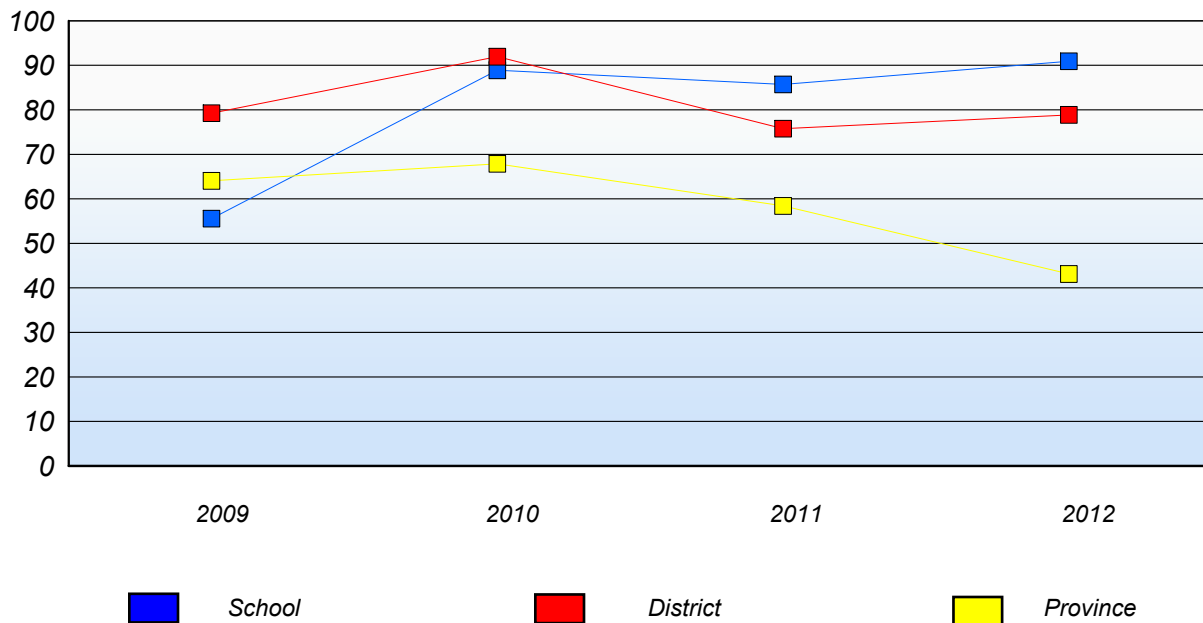
District 803 - Private

School #: 453 Eric G. Lambert All-Grade

Demand Writing
 Percentage of students at level 3 or above (2009 - 2012)



Reading
 Percentage of students at level 3 or above (2009 - 2012)

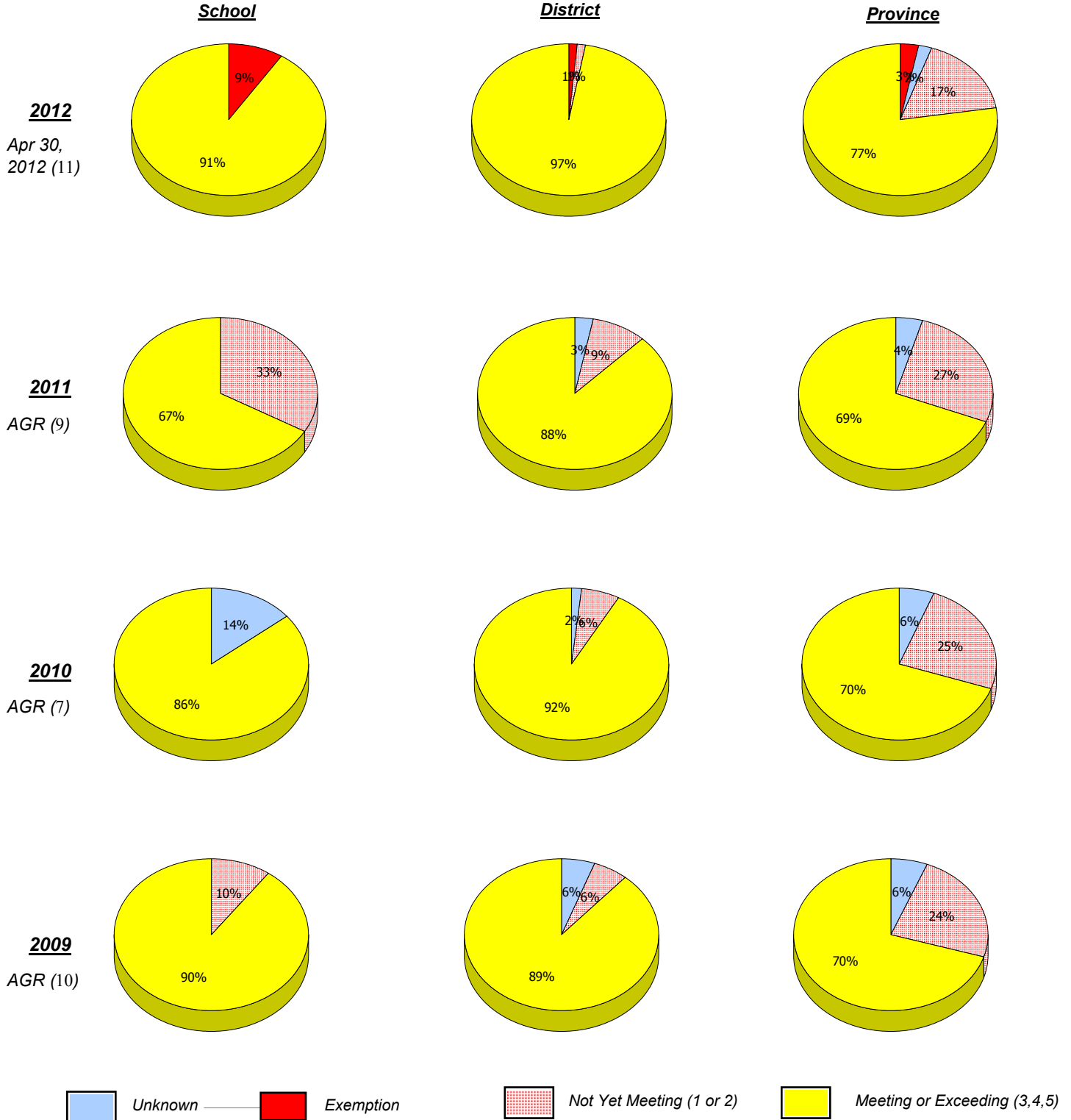


* In some cases, CRT numbers may exceed AGR numbers based on late enrolments. Pie chart is based on the number of students who wrote the CRT.
 * French Immersion students not included * Reading score is composite of Non-Fiction and Poet.
 Mushuau Innu Natuashish School and Sheshatshiu Innu School are excluded from district and provincial results.
 Source: Division of Evaluation and Research, Department of Education.

District 803 - Private

School #: 469 Immaculate Heart of Mary School

Demand Writing



* In some cases, CRT numbers may exceed AGR numbers based on late enrolments. Pie chart is based on the number of students who wrote the CRT.

* French Immersion students not included

* Reading score is composite of Non-Fiction and Poet.

Mushuau Innu Natuashish School and Sheshatshiu Innu School are excluded from district and provincial results.

Source: Division of Evaluation and Research, Department of Education.

District 803 - Private

School #: 469 Immaculate Heart of Mary School

Reading

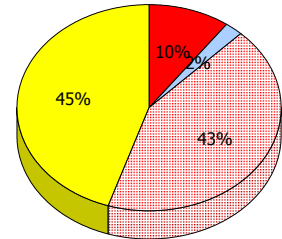
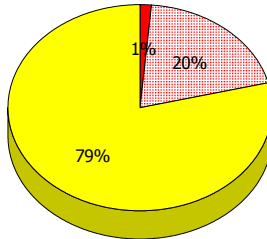
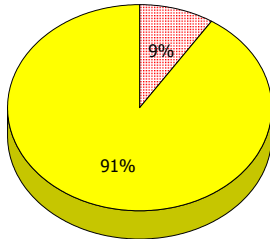
School

District

Province

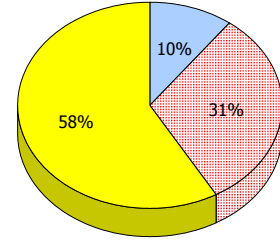
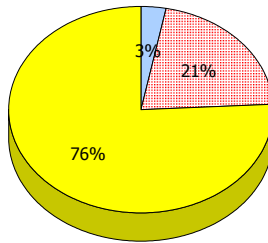
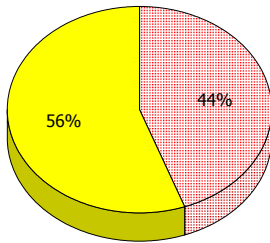
2012

Apr 30,
2012 (11)



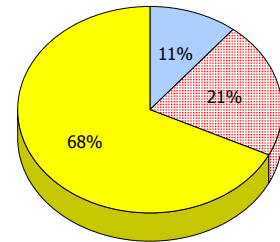
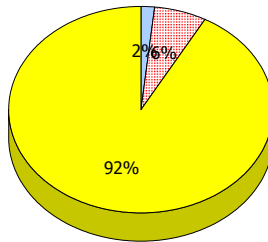
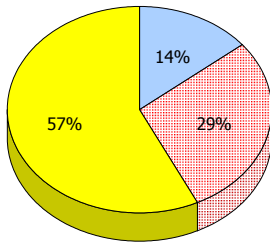
2011

AGR (9)



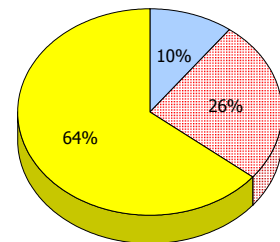
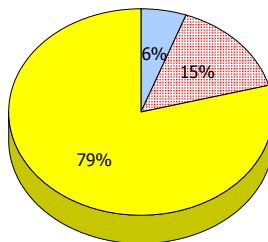
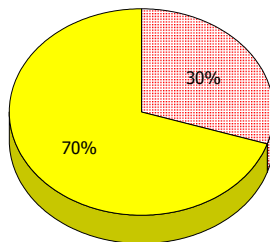
2010

AGR (7)



2009

AGR (10)



Unknown
 Exemption
 Not Yet Meeting (1 or 2)
 Meeting or Exceeding (3,4,5)

* In some cases, CRT numbers may exceed AGR numbers based on late enrolments. Pie chart is based on the number of students who wrote the CRT.

* French Immersion students not included

* Reading score is composite of Non-Fiction and Poet.

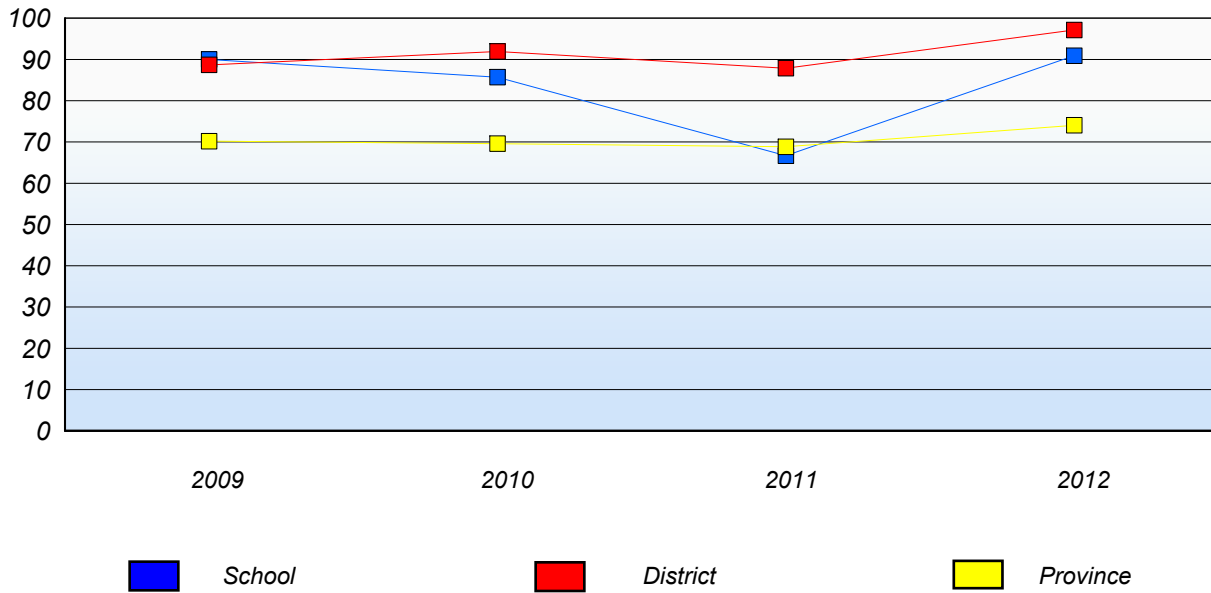
Mushuau Innu Natuashish School and Sheshatshiu Innu School are excluded from district and provincial results.

Source: Division of Evaluation and Research, Department of Education.

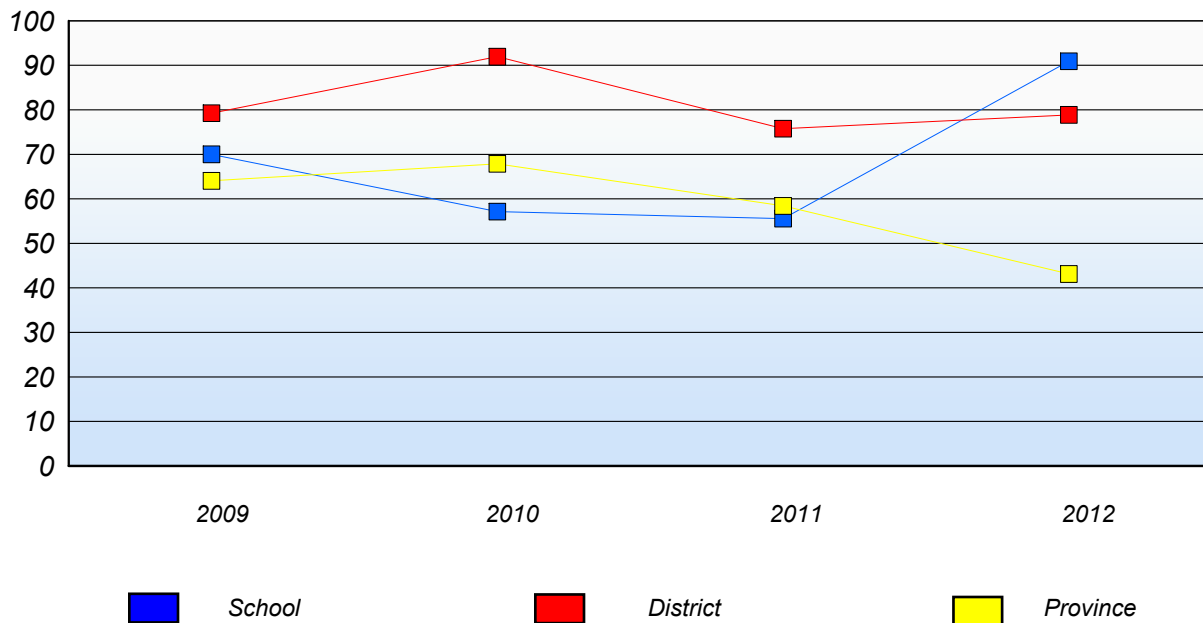
District 803 - Private

School #: 469 Immaculate Heart of Mary School

Demand Writing
 Percentage of students at level 3 or above (2009 - 2012)



Reading
 Percentage of students at level 3 or above (2009 - 2012)



* In some cases, CRT numbers may exceed AGR numbers based on late enrolments. Pie chart is based on the number of students who wrote the CRT.

* French Immersion students not included

* Reading score is composite of Non-Fiction and Poet.

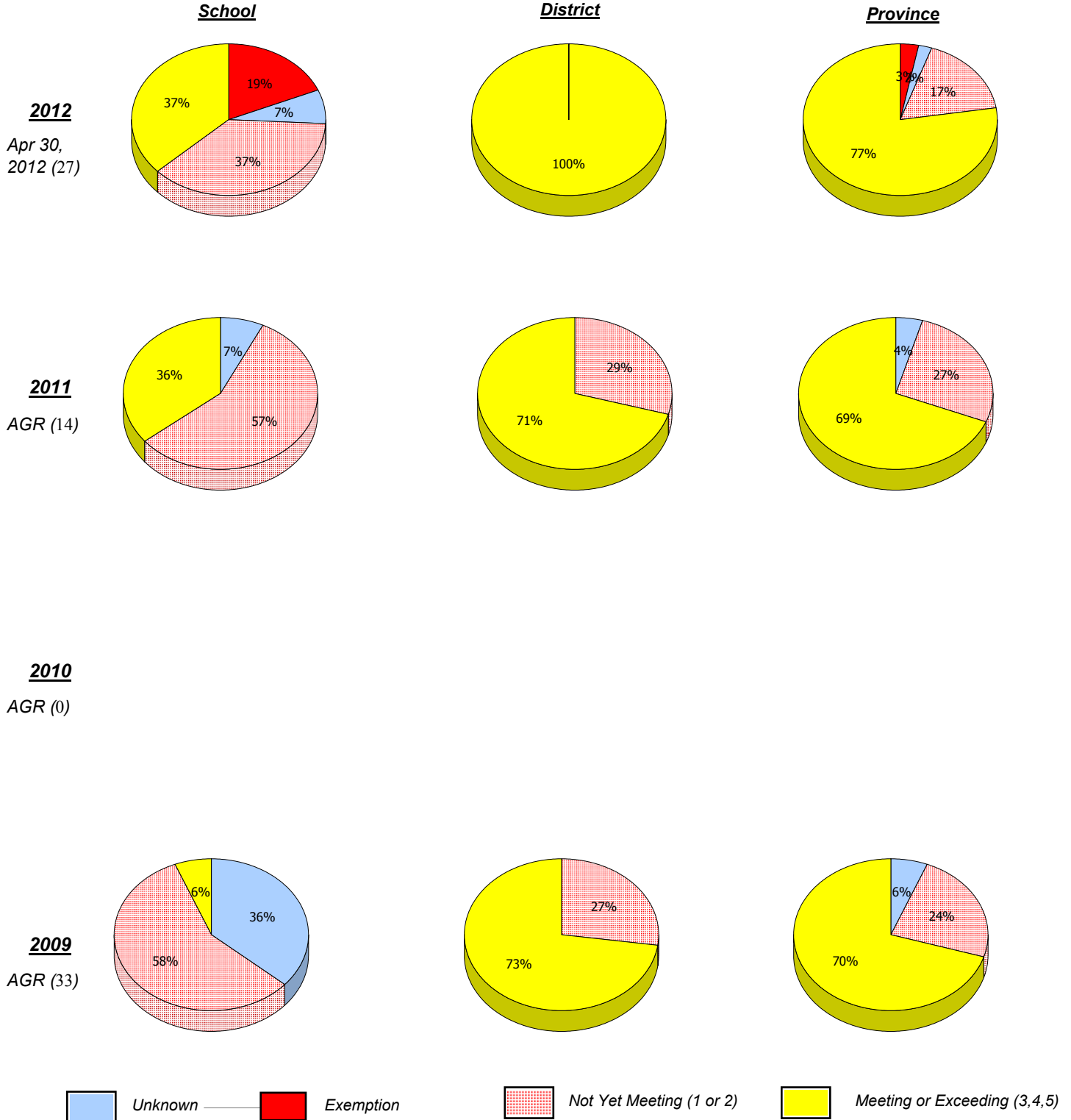
Mushuau Innu Natuashish School and Sheshatshiu Innu School are excluded from district and provincial results.

Source: Division of Evaluation and Research, Department of Education.

District 804 - Native Federal

School #: 018 Sheshatshiu Innu School

Demand Writing



* In some cases, CRT numbers may exceed AGR numbers based on late enrolments. Pie chart is based on the number of students who wrote the CRT.

* French Immersion students not included

* Reading score is composite of Non-Fiction and Poet.

Mushuau Innu Natuashish School and Sheshatshiu Innu School are excluded from district and provincial results.

Source: Division of Evaluation and Research, Department of Education.

District 804 - Native Federal

School #: 018 Sheshatshiu Innu School

Reading

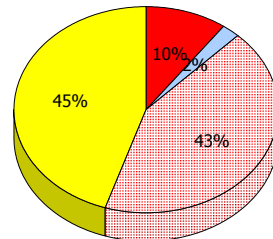
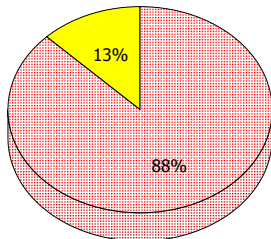
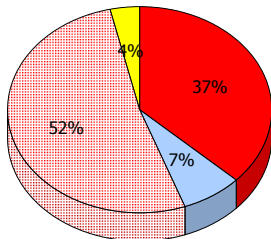
School

District

Province

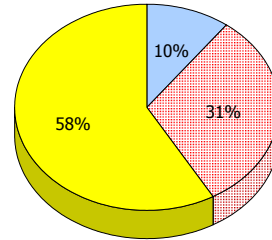
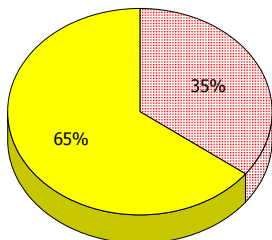
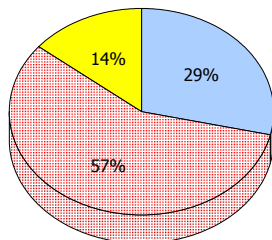
2012

Apr 30,
2012 (27)



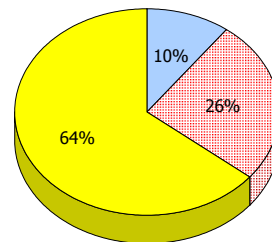
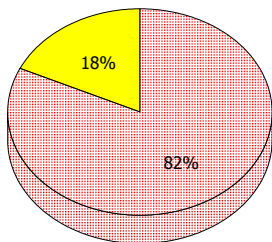
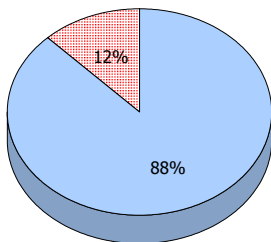
2011

AGR (14)



2010

AGR (0)



Unknown

Exemption

Not Yet Meeting (1 or 2)

Meeting or Exceeding (3,4,5)

* In some cases, CRT numbers may exceed AGR numbers based on late enrolments. Pie chart is based on the number of students who wrote the CRT.

* French Immersion students not included

* Reading score is composite of Non-Fiction and Poet.

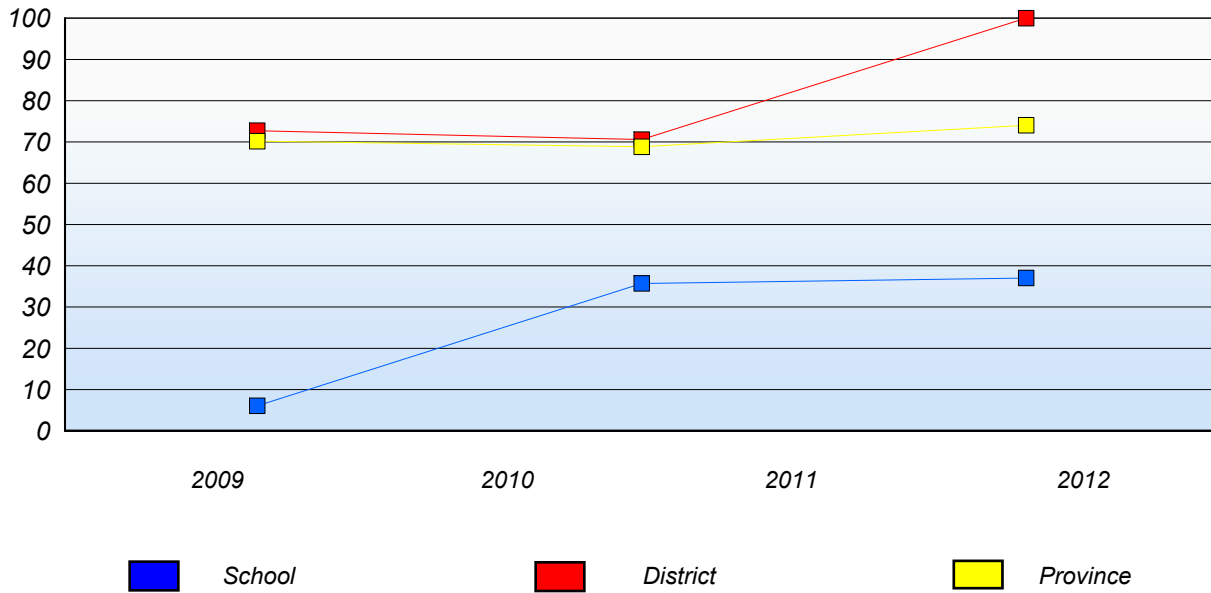
Mushuau Innu Natuashish School and Sheshatshiu Innu School are excluded from district and provincial results.

Source: Division of Evaluation and Research, Department of Education.

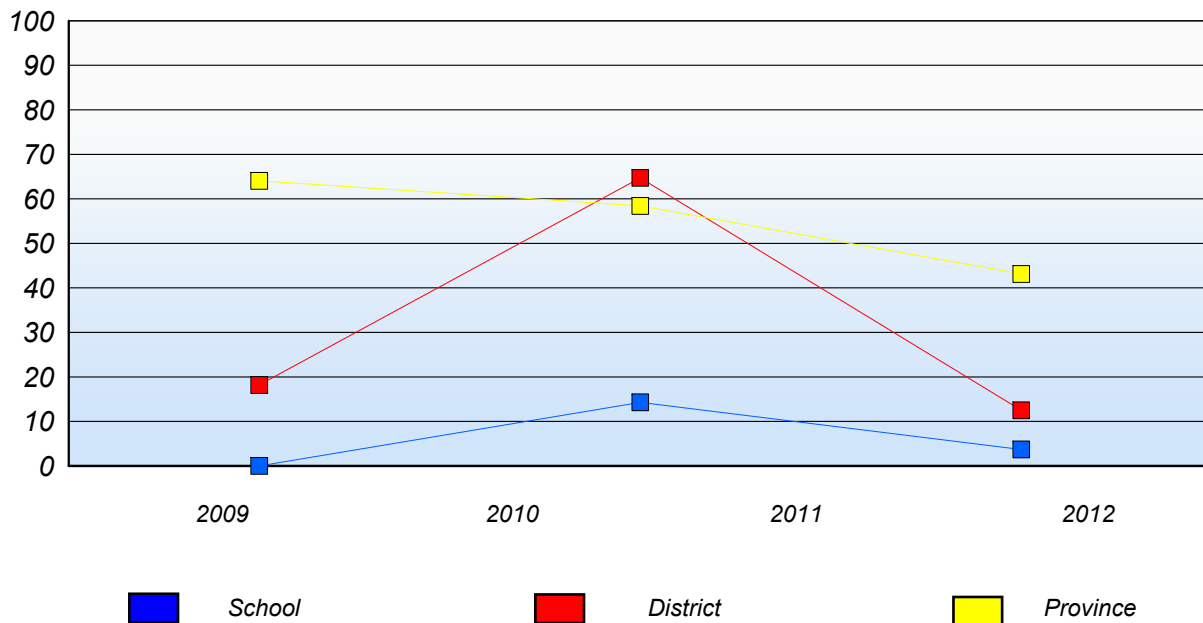
District 804 - Native Federal

School #: 018 Sheshatshiu Innu School

Demand Writing
 Percentage of students at level 3 or above (2009 - 2012)



Reading
 Percentage of students at level 3 or above (2009 - 2012)

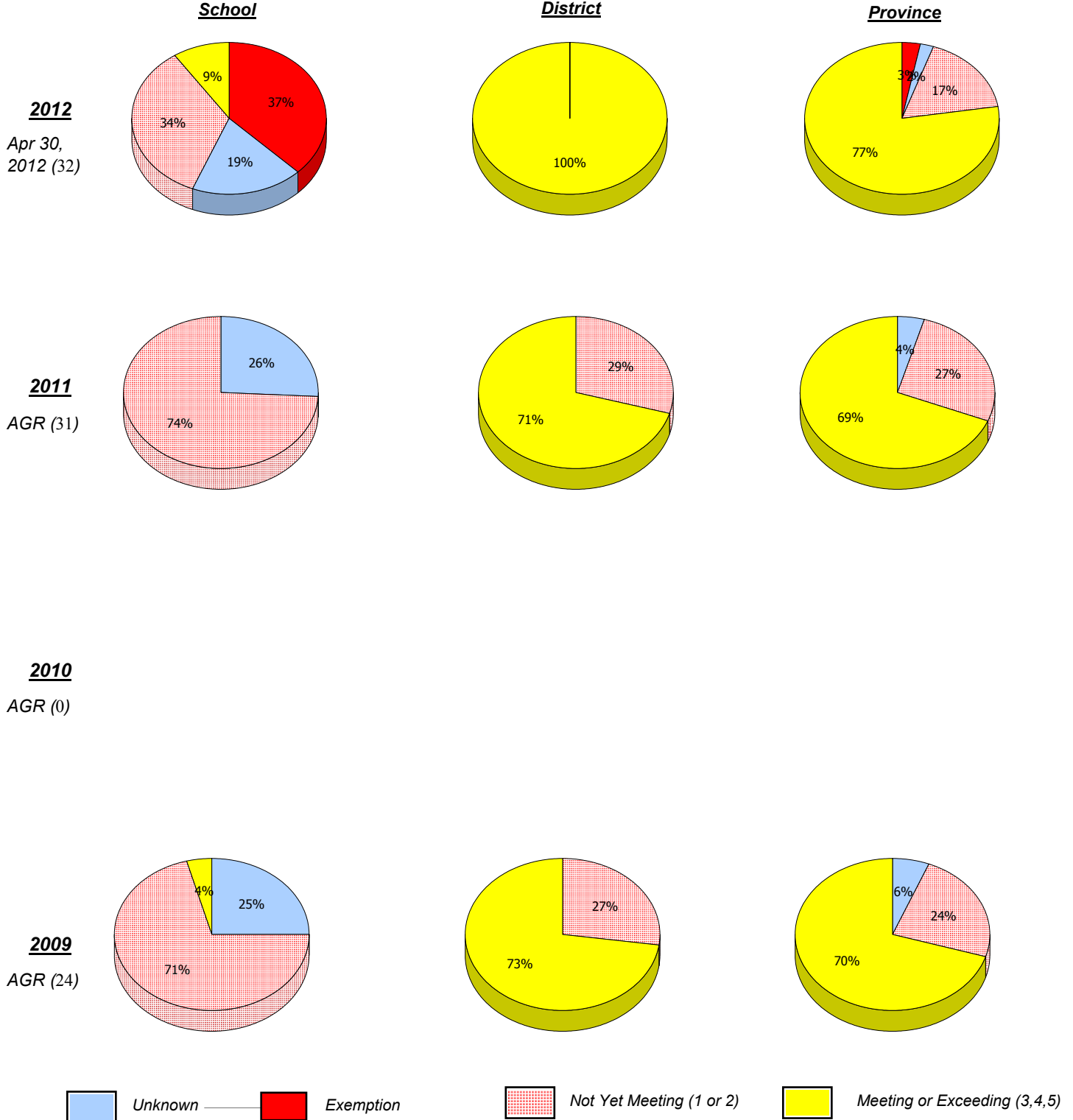


* In some cases, CRT numbers may exceed AGR numbers based on late enrolments. Pie chart is based on the number of students who wrote the CRT.
 * French Immersion students not included * Reading score is composite of Non-Fiction and Poet.
 Mushuau Innu Natuashish School and Sheshatshiu Innu School are excluded from district and provincial results.
 Source: Division of Evaluation and Research, Department of Education.

District 804 - Native Federal

School #: 019 Mushuau Innu Natuashish School

Demand Writing



* In some cases, CRT numbers may exceed AGR numbers based on late enrolments. Pie chart is based on the number of students who wrote the CRT.

* French Immersion students not included

* Reading score is composite of Non-Fiction and Poet.

Mushuau Innu Natuashish School and Sheshatshiu Innu School are excluded from district and provincial results.

Source: Division of Evaluation and Research, Department of Education.

District 804 - Native Federal

School #: 019 Mushuau Innu Natuashish School

Reading

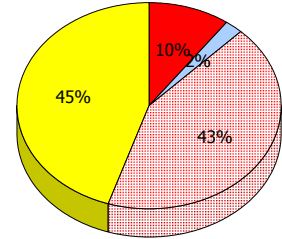
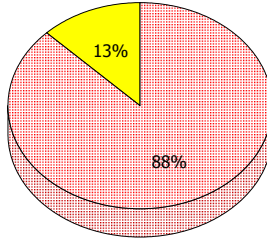
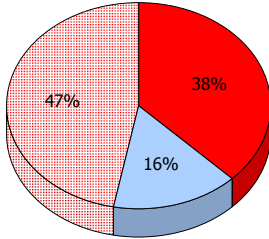
School

District

Province

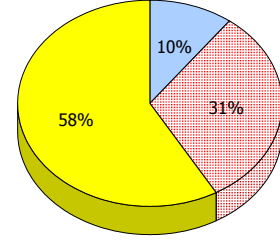
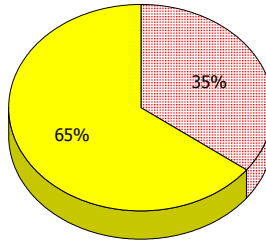
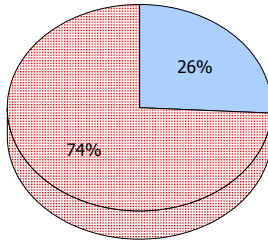
2012

Apr 30,
2012 (32)



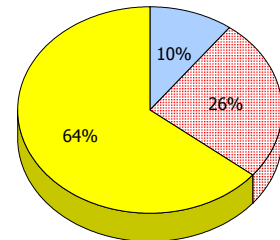
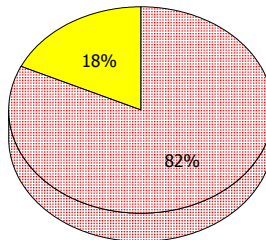
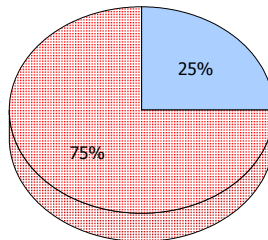
2011

AGR (31)



2010

AGR (0)



Unknown
 Exemption
 Not Yet Meeting (1 or 2)
 Meeting or Exceeding (3,4,5)

* In some cases, CRT numbers may exceed AGR numbers based on late enrolments. Pie chart is based on the number of students who wrote the CRT.

* French Immersion students not included

* Reading score is composite of Non-Fiction and Poet.

Mushuau Innu Natuashish School and Sheshatshiu Innu School are excluded from district and provincial results.

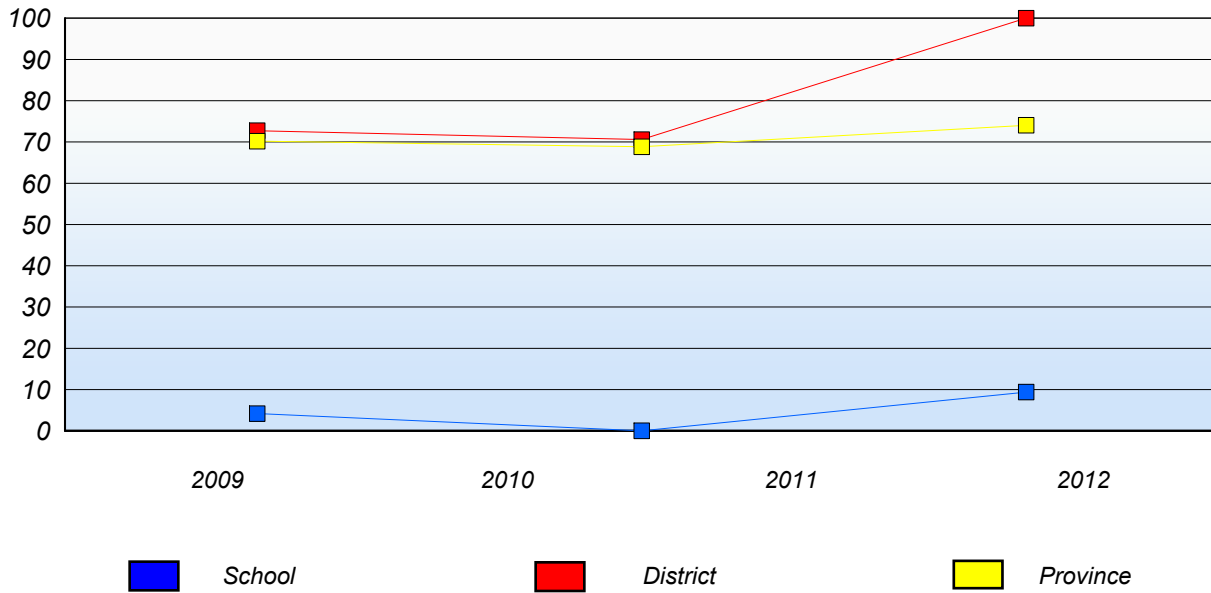
Source: Division of Evaluation and Research, Department of Education.

District 804 - Native Federal

School #: 019 Mushuau Innu Natuashish School

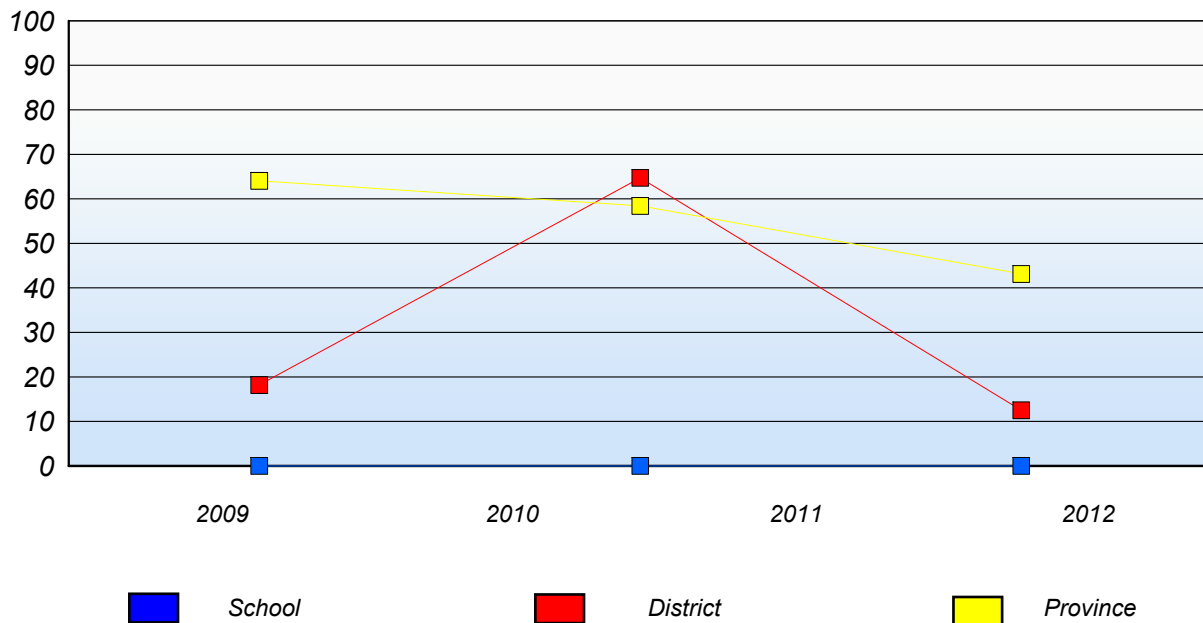
Demand Writing

Percentage of students at level 3 or above (2009 - 2012)



Reading

Percentage of students at level 3 or above (2009 - 2012)



* In some cases, CRT numbers may exceed AGR numbers based on late enrolments. Pie chart is based on the number of students who wrote the CRT.

* French Immersion students not included

* Reading score is composite of Non-Fiction and Poet.

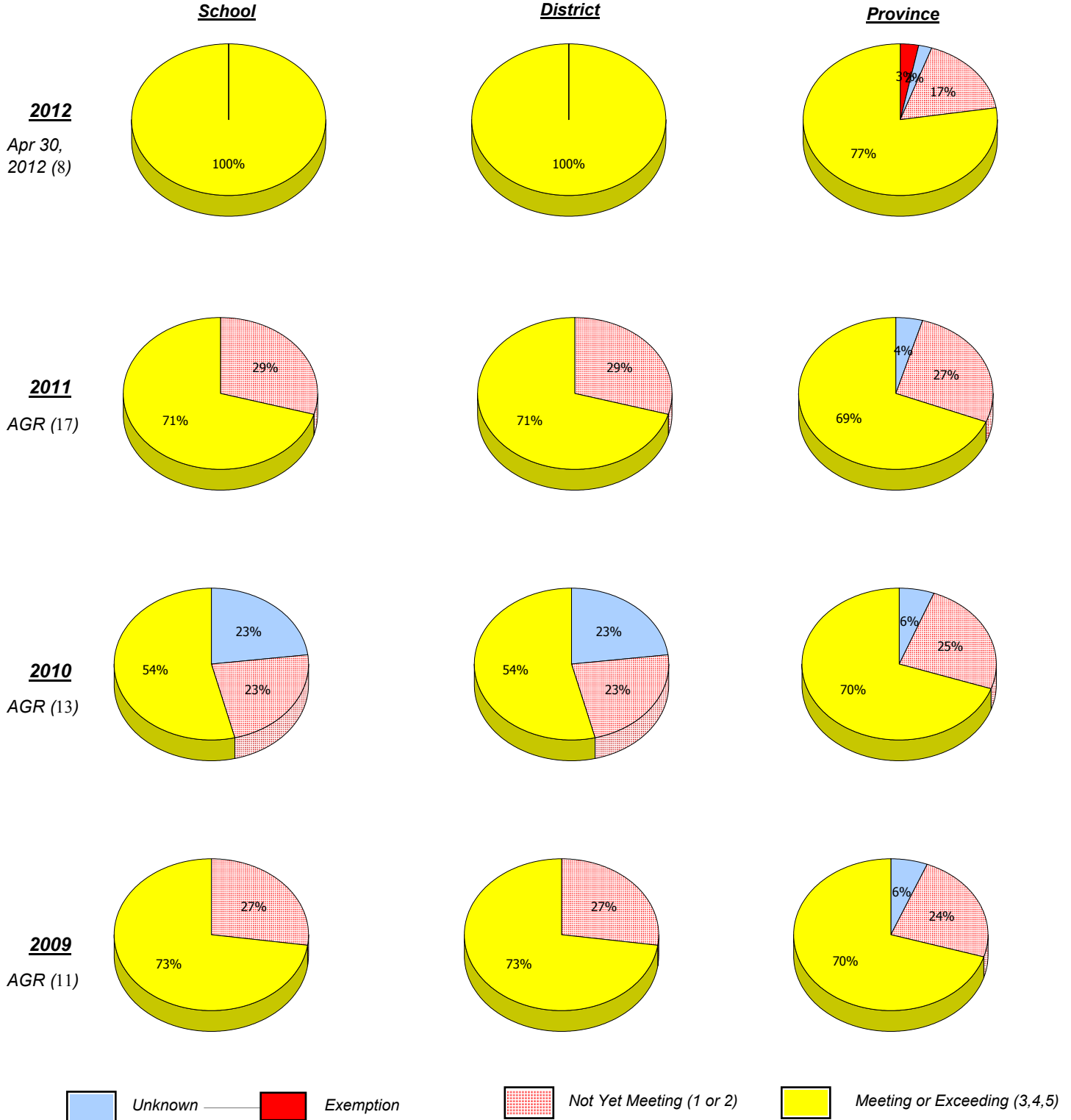
Mushuau Innu Natuashish School and Sheshatshiu Innu School are excluded from district and provincial results.

Source: Division of Evaluation and Research, Department of Education.

District 804 - Native Federal

School #: 376 Se't Anneway Kegnamogwom

Demand Writing



* In some cases, CRT numbers may exceed AGR numbers based on late enrolments. Pie chart is based on the number of students who wrote the CRT.

* French Immersion students not included

* Reading score is composite of Non-Fiction and Poet.

Mushuau Innu Natuashish School and Sheshatshiu Innu School are excluded from district and provincial results.

Source: Division of Evaluation and Research, Department of Education.

District 804 - Native Federal

School #: 376 Se't Anneway Kegnamogwom

Reading

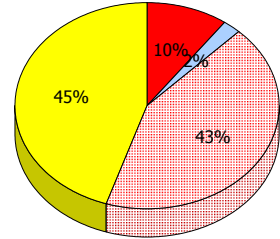
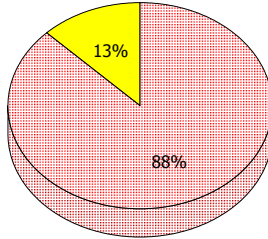
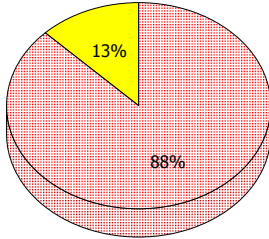
School

District

Province

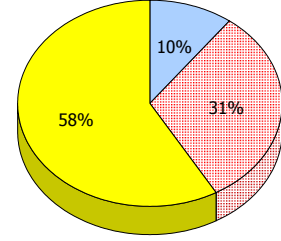
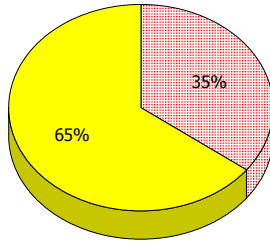
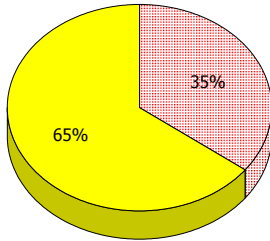
2012

Apr 30,
2012 (8)



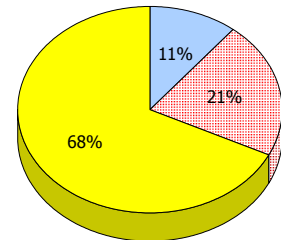
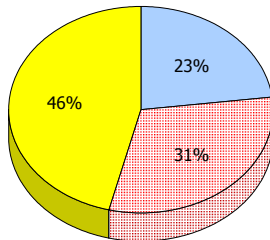
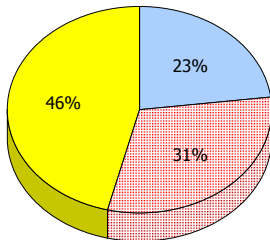
2011

AGR (17)



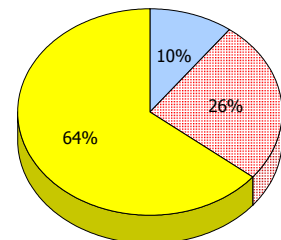
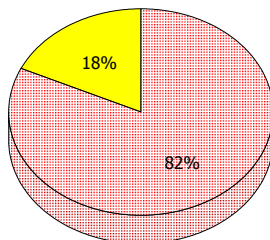
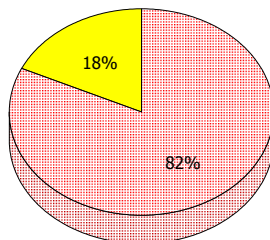
2010

AGR (13)



2009

AGR (11)



Unknown
 Exemption
 Not Yet Meeting (1 or 2)
 Meeting or Exceeding (3,4,5)

* In some cases, CRT numbers may exceed AGR numbers based on late enrolments. Pie chart is based on the number of students who wrote the CRT.

* French Immersion students not included

* Reading score is composite of Non-Fiction and Poet.

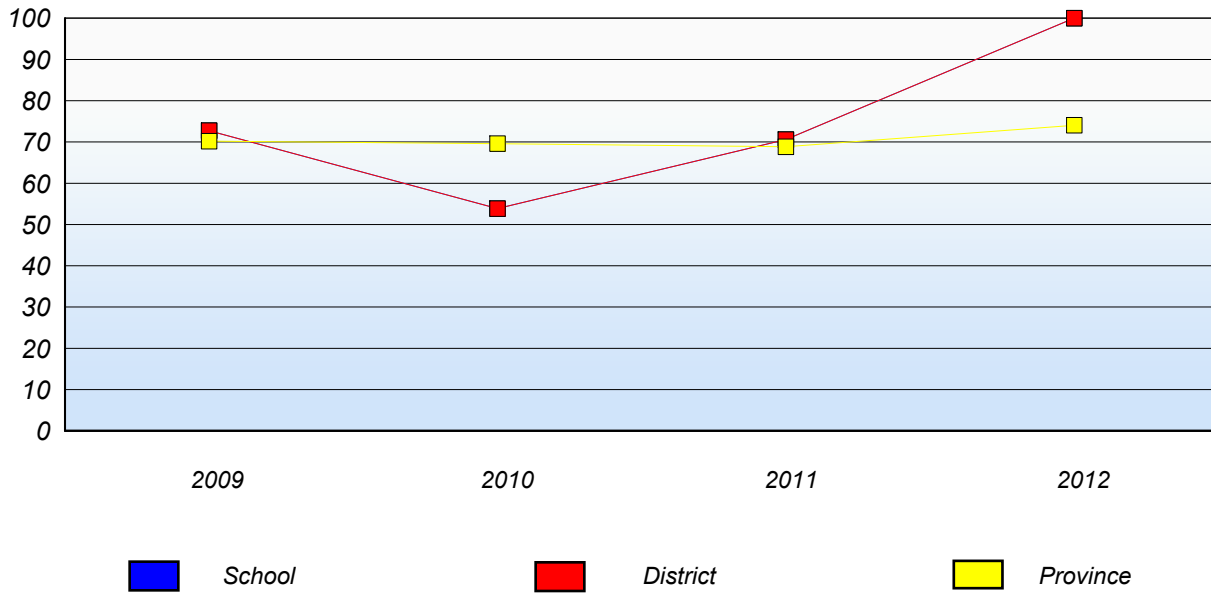
Mushuau Innu Natuashish School and Sheshatshiu Innu School are excluded from district and provincial results.

Source: Division of Evaluation and Research, Department of Education.

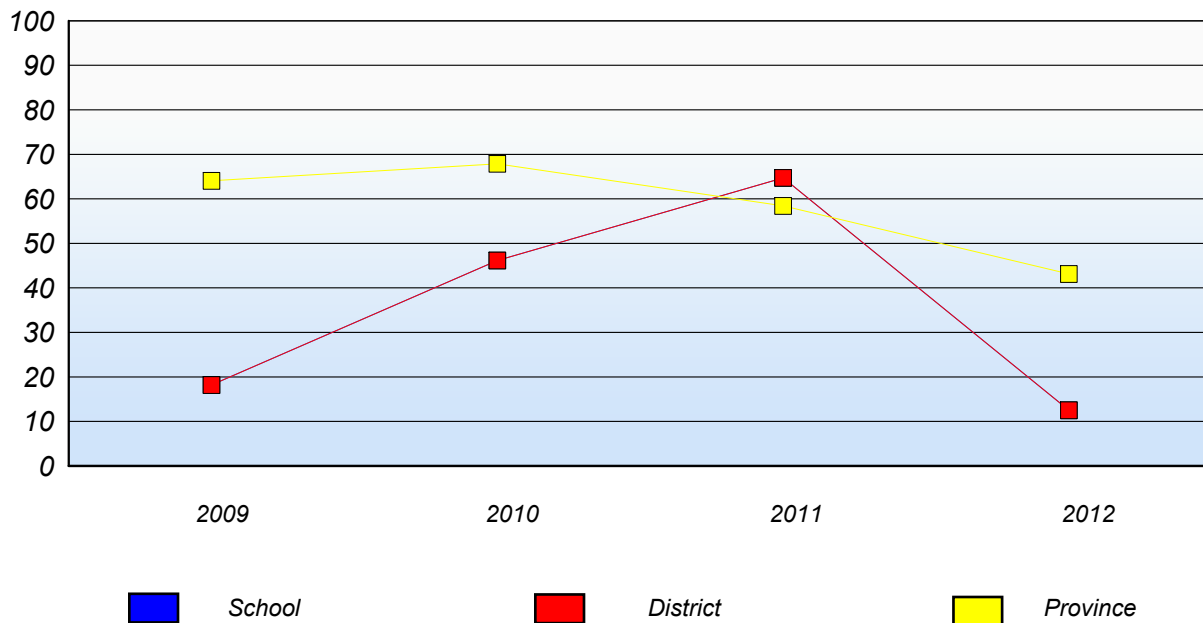
District 804 - Native Federal

School #: 376 Se't Anneway Kegnamogwom

Demand Writing
Percentage of students at level 3 or above (2009 - 2012)



Reading
Percentage of students at level 3 or above (2009 - 2012)



* In some cases, CRT numbers may exceed AGR numbers based on late enrolments. Pie chart is based on the number of students who wrote the CRT.

* French Immersion students not included

* Reading score is composite of Non-Fiction and Poet.

Mushuau Innu Natuashish School and Sheshatshiu Innu School are excluded from district and provincial results.

Source: Division of Evaluation and Research, Department of Education.