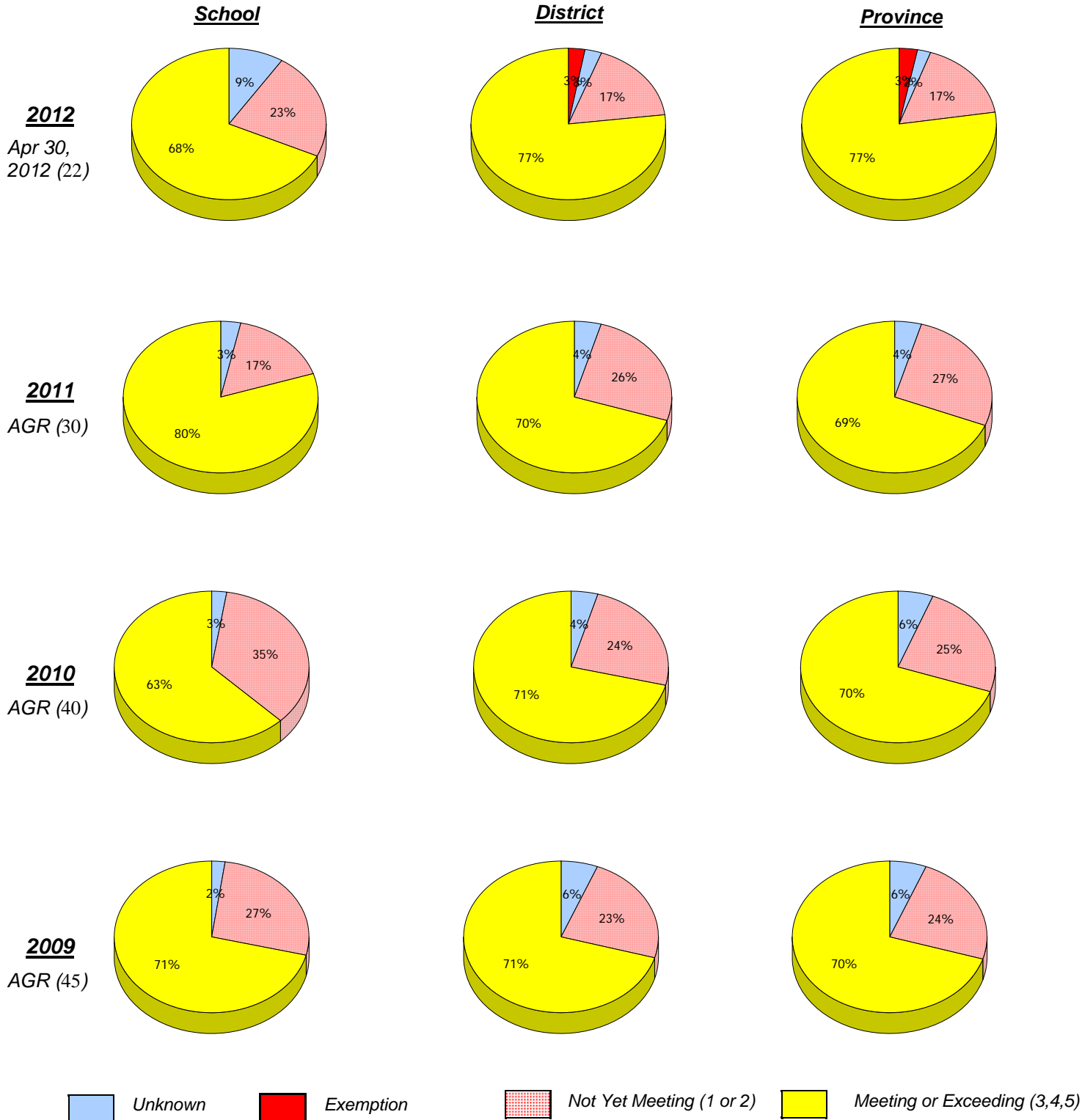


**District 4 - Eastern**

School #: 213 Lake Academy

***Demand Writing***



\* In some cases, CRT numbers may exceed AGR numbers based on late enrolments. Pie chart is based on the number of students who wrote the CRT.

\* French Immersion students not included

\* Reading score is composite of Non-Fiction and Poet.

Mushuau Innu Natuashish School and Sheshatshiu Innu School are excluded from district and provincial results.

**District 4 - Eastern**

School #: 213 Lake Academy

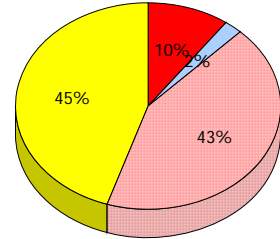
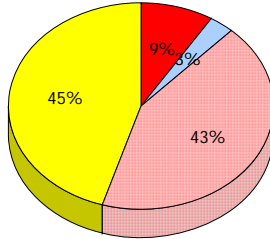
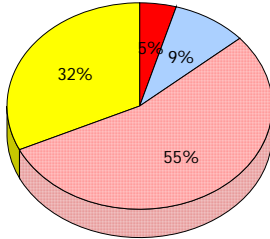
**Reading**

**School**

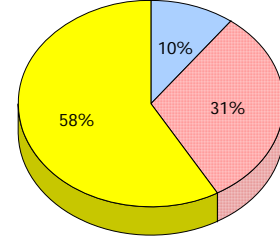
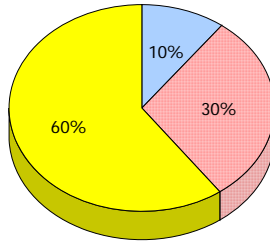
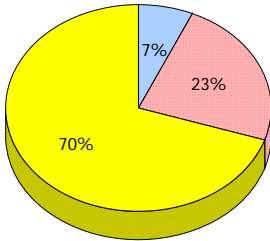
**District**

**Province**

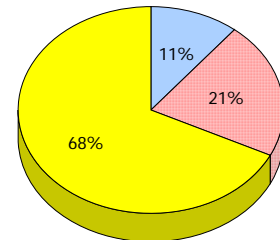
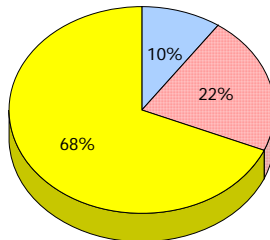
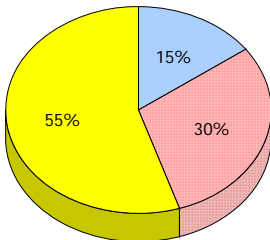
**2012**  
Apr 30,  
2012 (22)



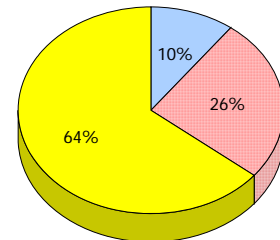
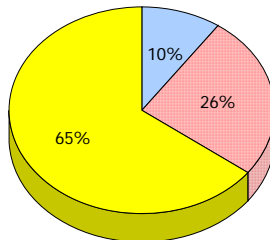
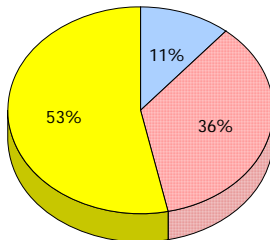
**2011**  
AGR (30)



**2010**  
AGR (40)



**2009**  
AGR (45)



Unknown
  Exemption
  Not Yet Meeting (1 or 2)
  Meeting or Exceeding (3,4,5)

\* In some cases, CRT numbers may exceed AGR numbers based on late enrolments. Pie chart is based on the number of students who wrote the CRT.

\* French Immersion students not included

\* Reading score is composite of Non-Fiction and Poet.

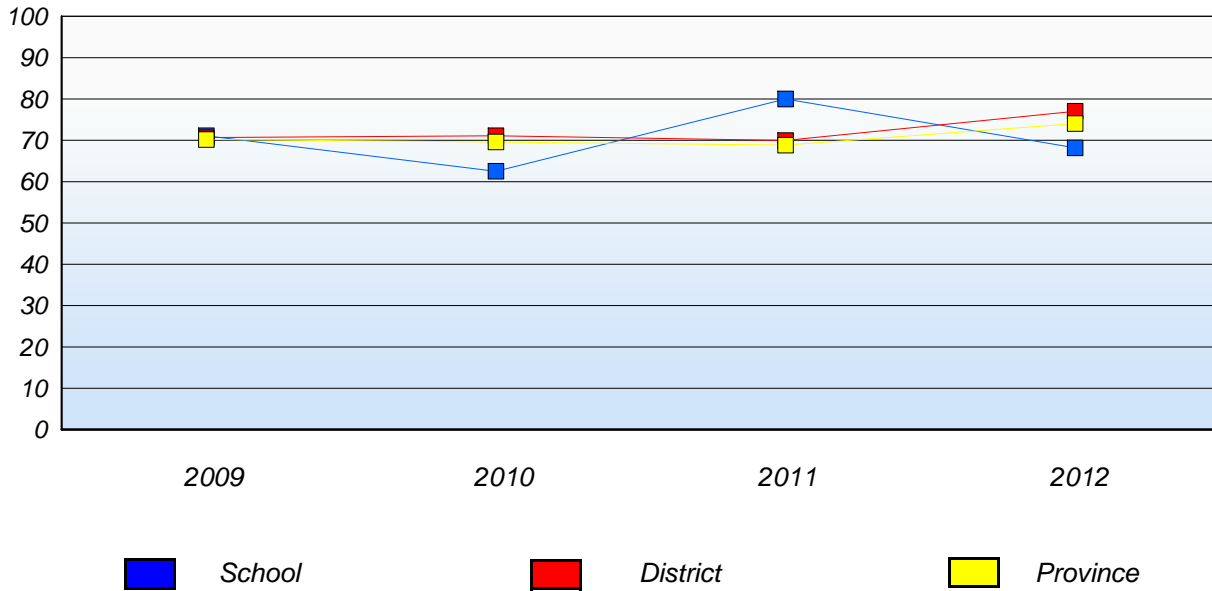
Mushuau Innu Natuashish School and Sheshatshiu Innu School are excluded from district and provincial results.

Source: Division of Evaluation and Research, Department of Education.

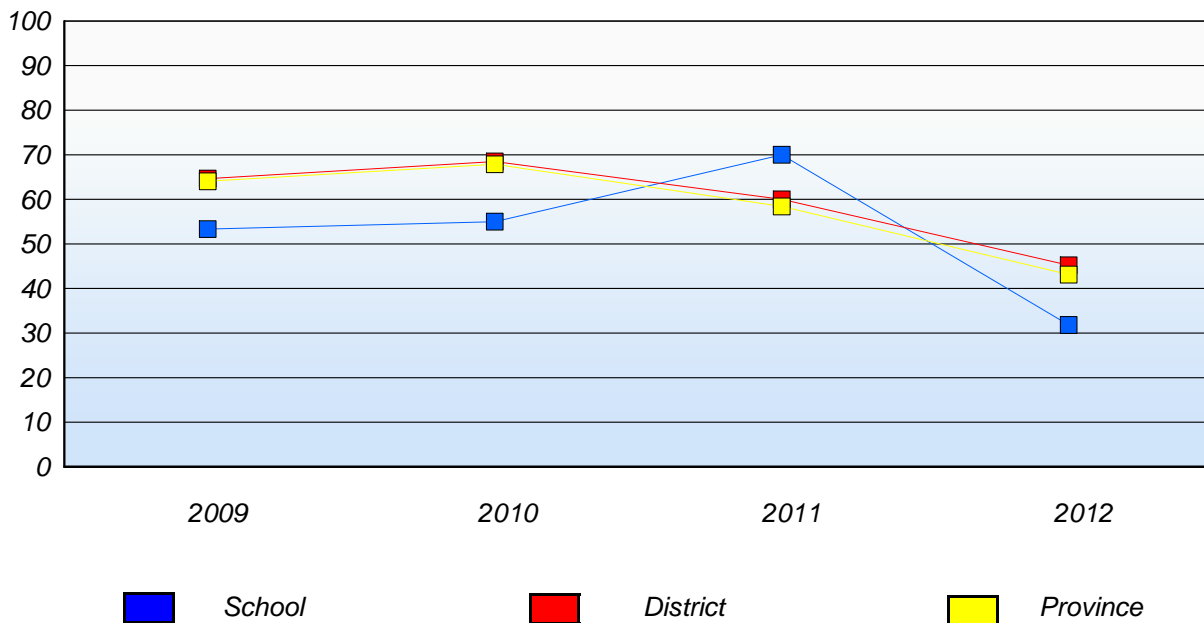
**District 4 - Eastern**

School #: 213 Lake Academy

**Demand Writing**  
Percentage of students at level 3 or above (2009 - 2012)



**Reading**  
Percentage of students at level 3 or above (2009 - 2012)



\* In some cases, CRT numbers may exceed AGR numbers based on late enrolments. Pie chart is based on the number of students who wrote the CRT.

\* French Immersion students not included

\* Reading score is composite of Non-Fiction and Poet.

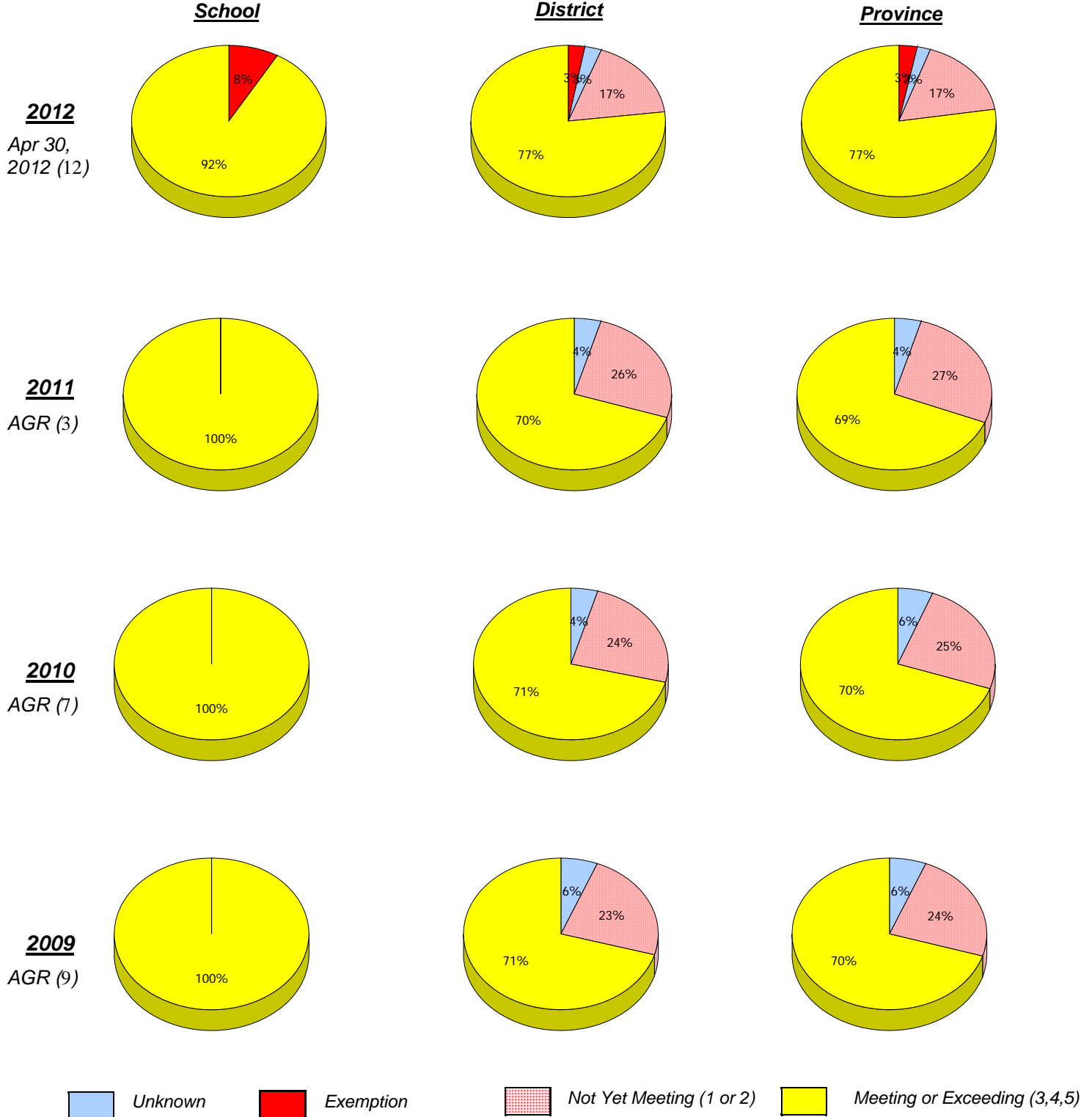
Mushuau Innu Natuashish School and Sheshatshiu Innu School are excluded from district and provincial results.

Source: Division of Evaluation and Research, Department of Education.

District 4 - Eastern

School #: 218 St. Joseph's Academy

**Demand Writing**



\* In some cases, CRT numbers may exceed AGR numbers based on late enrolments. Pie chart is based on the number of students who wrote the CRT.

\* French Immersion students not included

\* Reading score is composite of Non-Fiction and Poet.

Mushuau Innu Natuashish School and Sheshatshiu Innu School are excluded from district and provincial results.

Source: Division of Evaluation and Research, Department of Education.

District 4 - Eastern

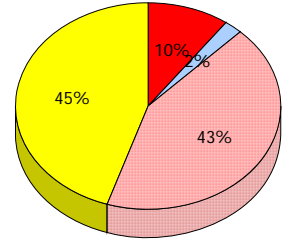
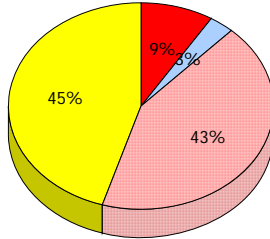
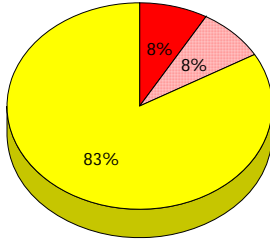
School #: 218 St. Joseph's Academy

**Reading**  
**District**

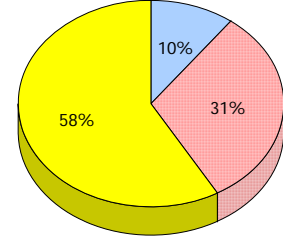
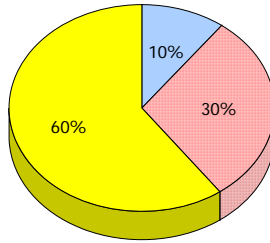
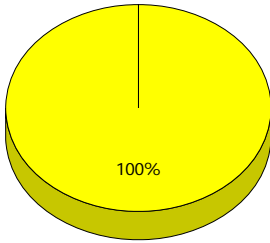
**School**

**Province**

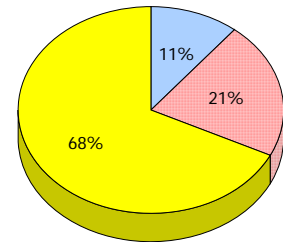
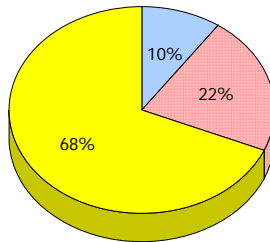
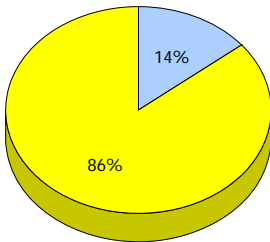
**2012**  
Apr 30,  
2012 (12)



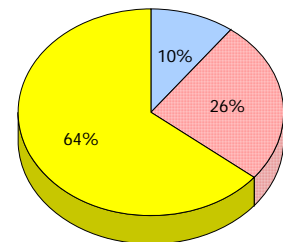
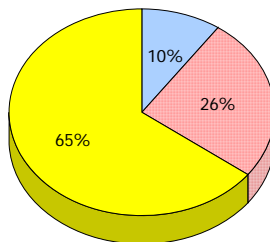
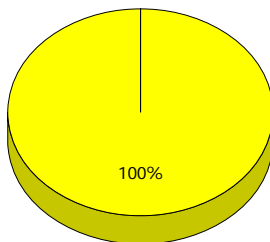
**2011**  
AGR (3)



**2010**  
AGR (7)



**2009**  
AGR (9)



Unknown
  Exemption
  Not Yet Meeting (1 or 2)
  Meeting or Exceeding (3,4,5)

\* In some cases, CRT numbers may exceed AGR numbers based on late enrolments. Pie chart is based on the number of students who wrote the CRT.

\* French Immersion students not included

\* Reading score is composite of Non-Fiction and Poet.

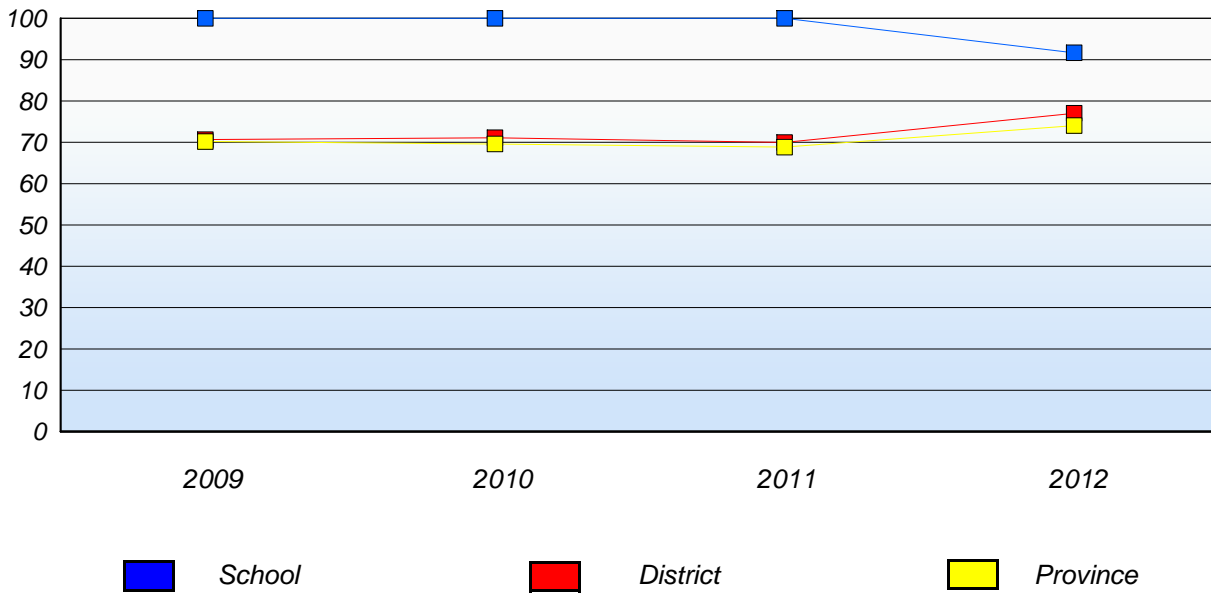
Mushuau Innu Natuashish School and Sheshatshiu Innu School are excluded from district and provincial results.

Source: Division of Evaluation and Research, Department of Education.

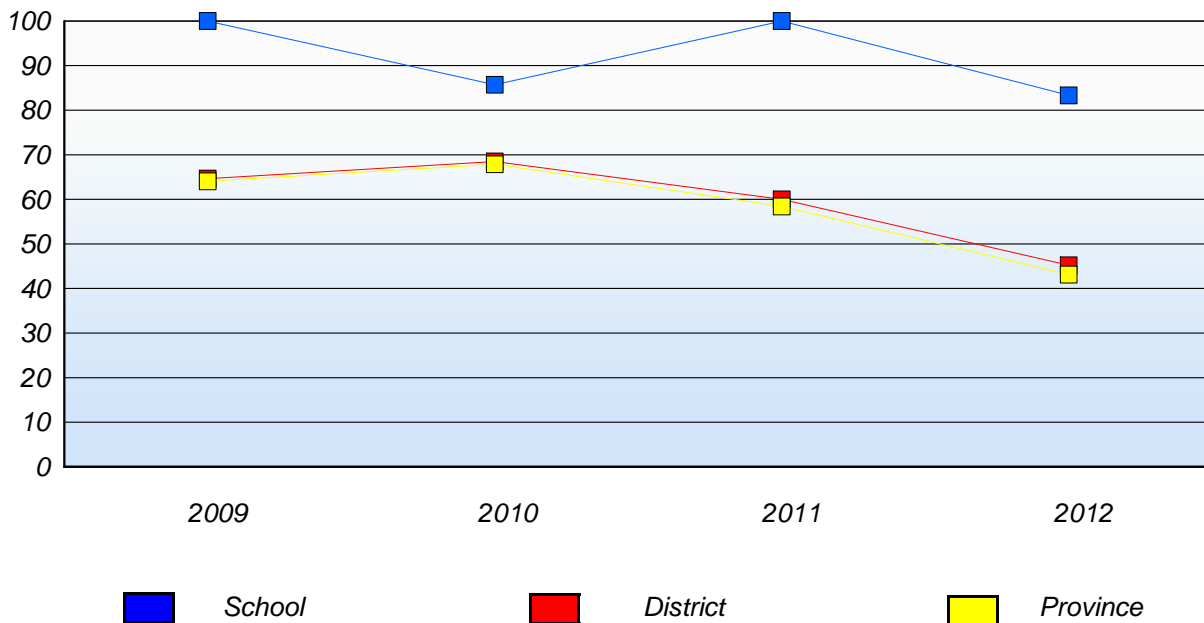
**District 4 - Eastern**

School #: 218 St. Joseph's Academy

**Demand Writing**  
Percentage of students at level 3 or above (2009 - 2012)



**Reading**  
Percentage of students at level 3 or above (2009 - 2012)



\* In some cases, CRT numbers may exceed AGR numbers based on late enrolments. Pie chart is based on the number of students who wrote the CRT.

\* French Immersion students not included

\* Reading score is composite of Non-Fiction and Poet.

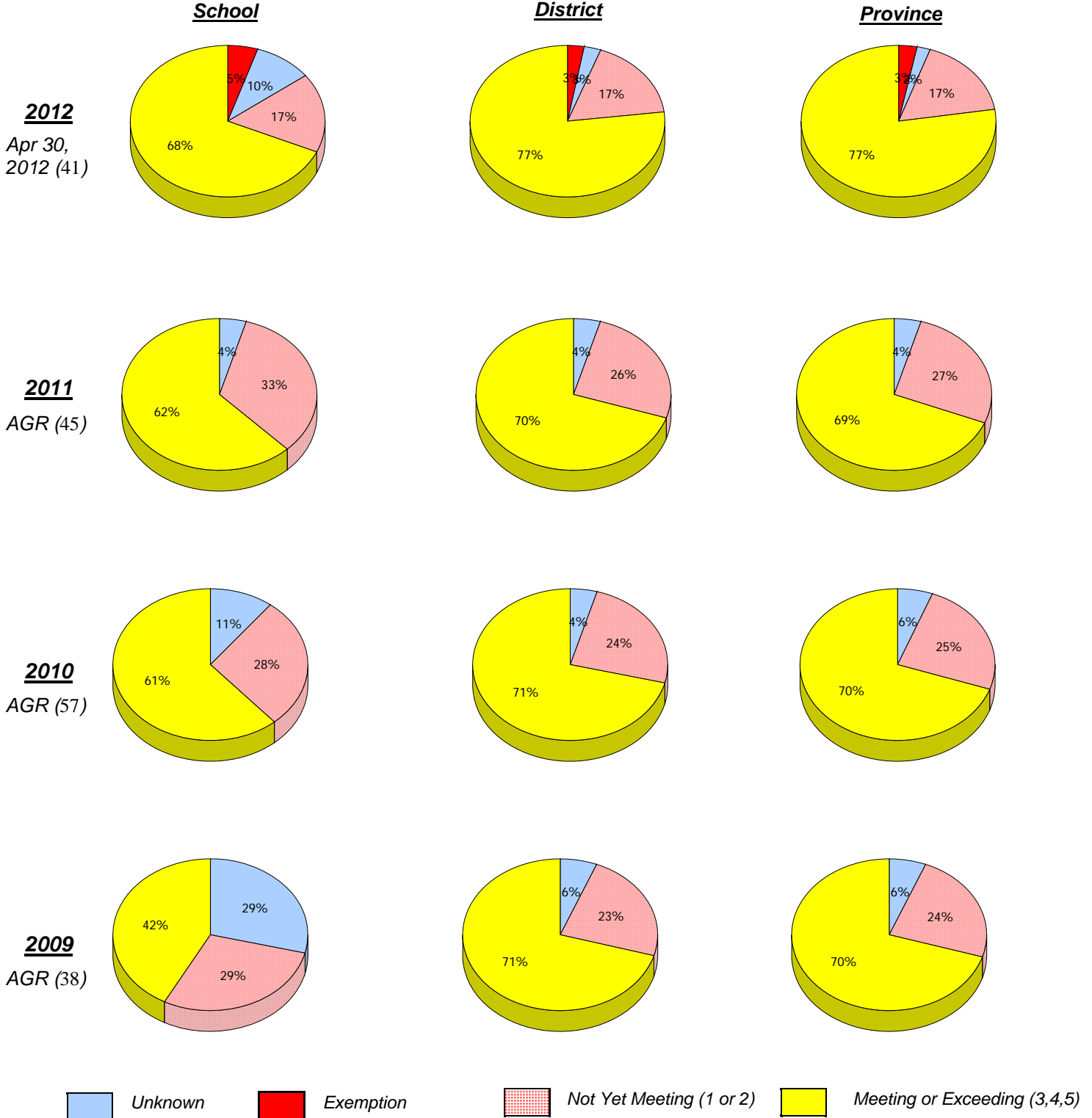
Mushuau Innu Natuashish School and Sheshatshiu Innu School are excluded from district and provincial results.

Source: Division of Evaluation and Research, Department of Education.

District 4 - Eastern

School #: 220 Sacred Heart Academy

**Demand Writing**



\* In some cases, CRT numbers may exceed AGR numbers based on late enrolments. Pie chart is based on the number of students who wrote the CRT.

\* French Immersion students not included

\* Reading score is composite of Non-Fiction and Poet.

Mushuau Innu Natuashish School and Sheshatshiu Innu School are excluded from district and provincial results.

District 4 - Eastern

School #: 220 Sacred Heart Academy

**Reading**

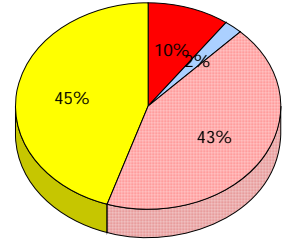
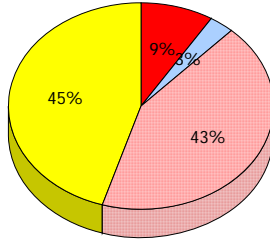
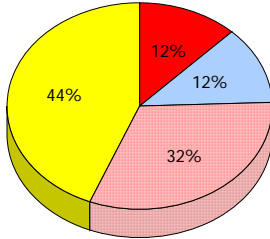
**School**

**District**

**Province**

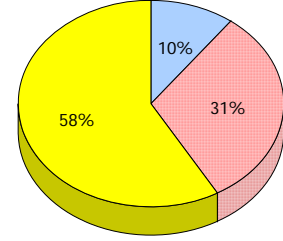
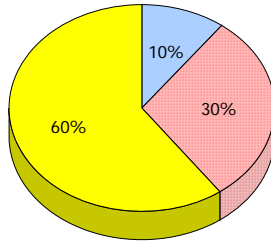
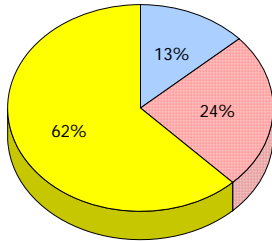
**2012**

Apr 30,  
2012 (41)



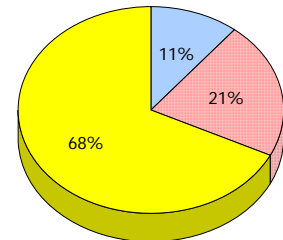
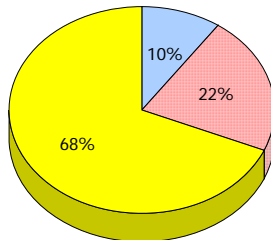
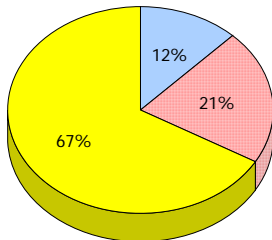
**2011**

AGR (45)



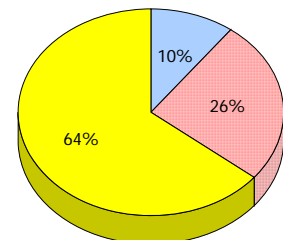
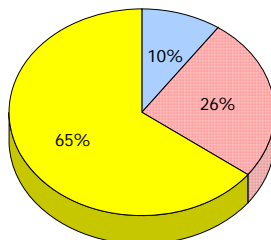
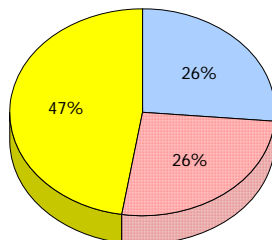
**2010**

AGR (57)



**2009**

AGR (38)



Unknown
  Exemption
  Not Yet Meeting (1 or 2)
  Meeting or Exceeding (3,4,5)

\* In some cases, CRT numbers may exceed AGR numbers based on late enrolments. Pie chart is based on the number of students who wrote the CRT.

\* French Immersion students not included

\* Reading score is composite of Non-Fiction and Poet.

Mushuau Innu Natuashish School and Sheshatshiu Innu School are excluded from district and provincial results.

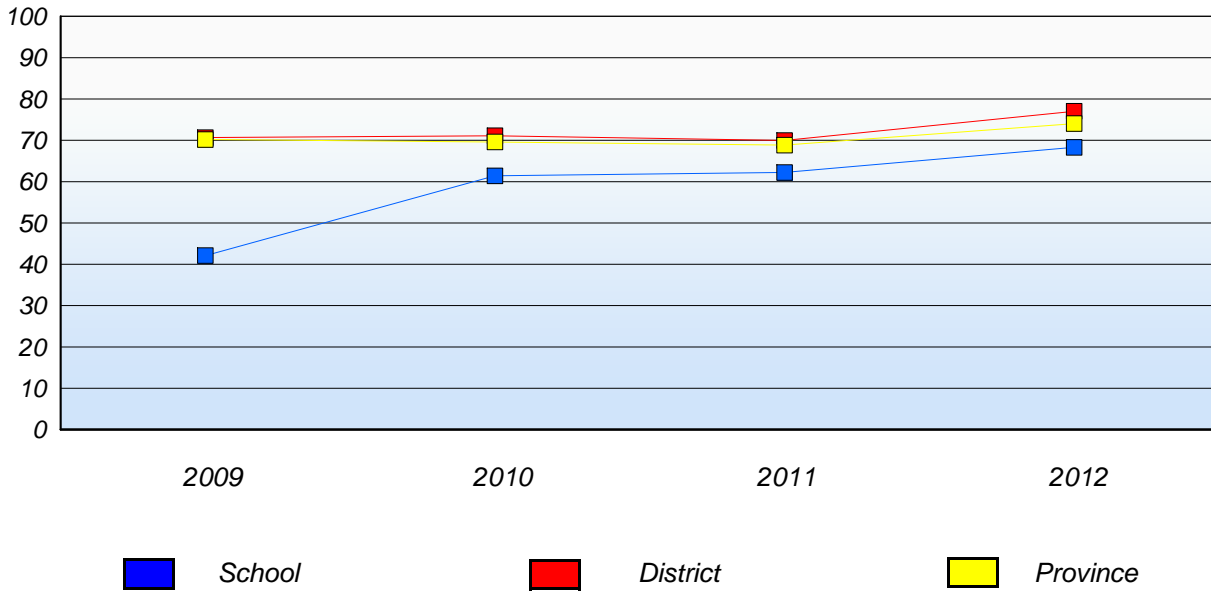
Source: Division of Evaluation and Research, Department of Education.



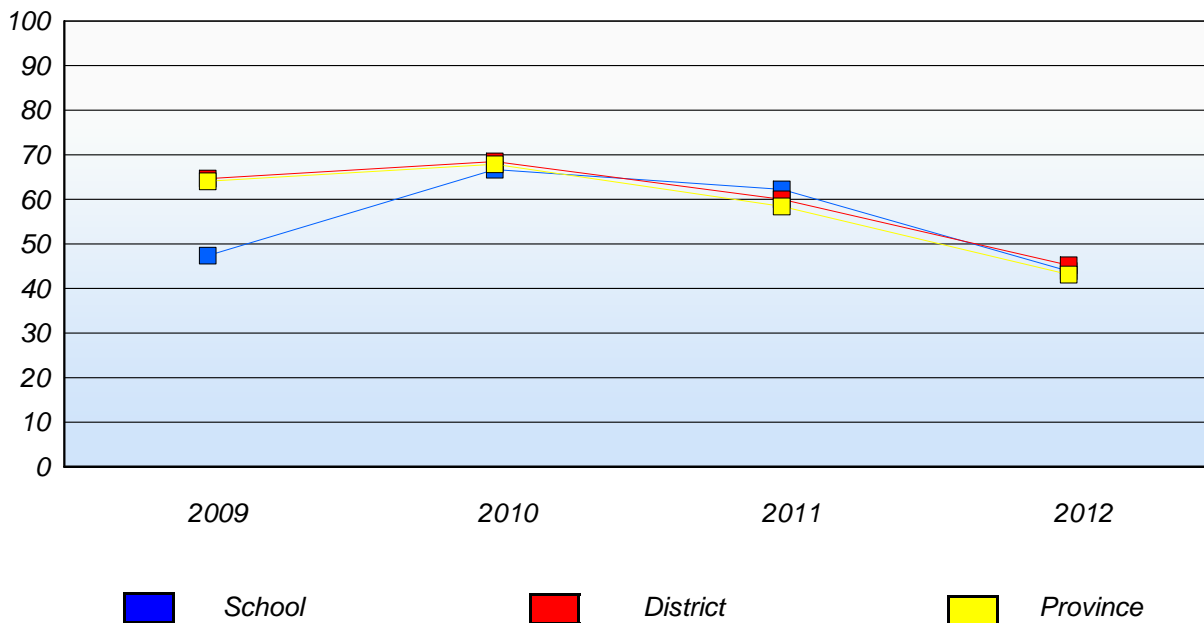
**District 4 - Eastern**

School #: 220 Sacred Heart Academy

**Demand Writing**  
Percentage of students at level 3 or above (2009 - 2012)



**Reading**  
Percentage of students at level 3 or above (2009 - 2012)



\* In some cases, CRT numbers may exceed AGR numbers based on late enrolments. Pie chart is based on the number of students who wrote the CRT.

\* French Immersion students not included

\* Reading score is composite of Non-Fiction and Poet.

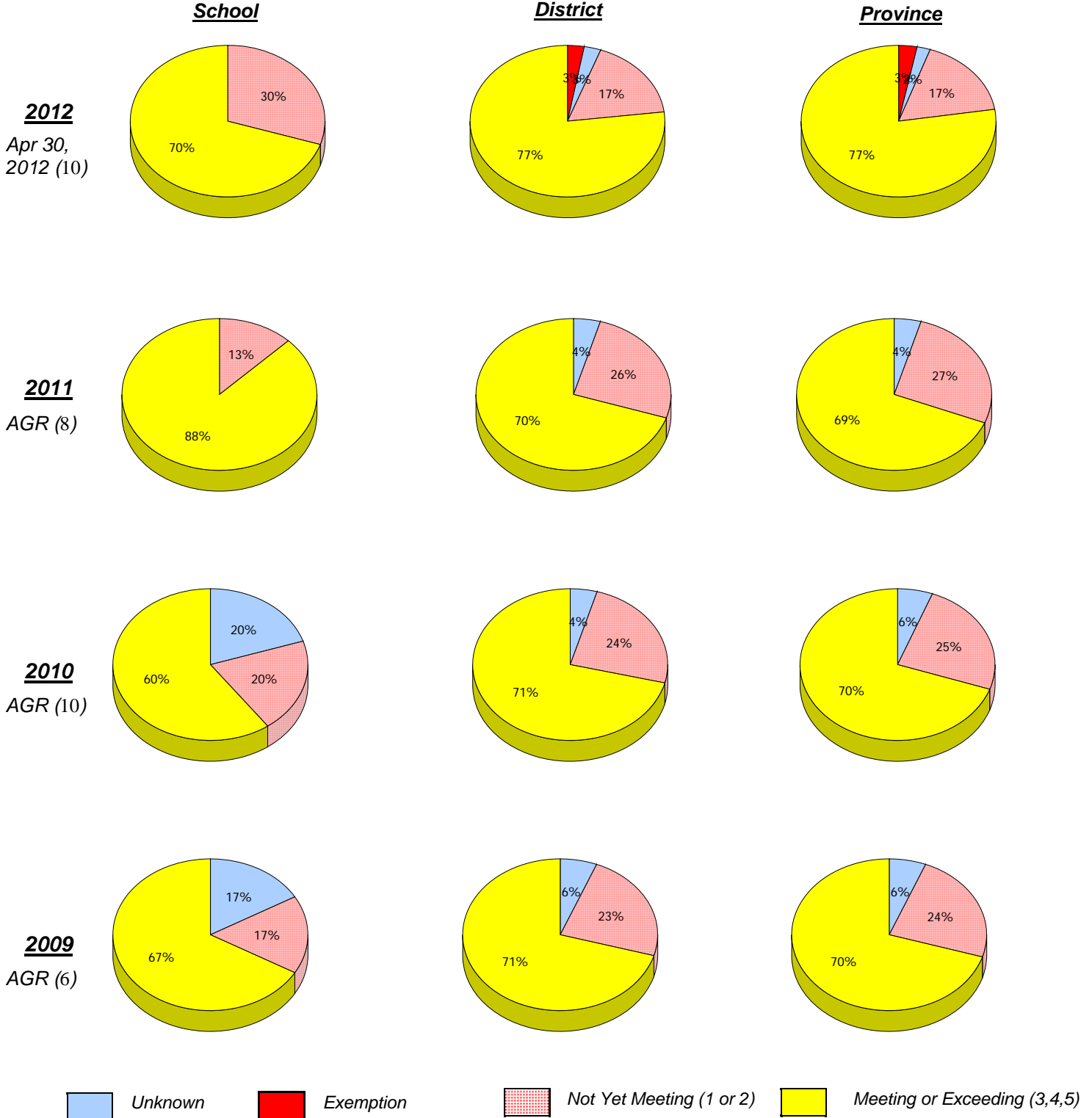
Mushuau Innu Natuashish School and Sheshatshiu Innu School are excluded from district and provincial results.

Source: Division of Evaluation and Research, Department of Education.

District 4 - Eastern

School #: 223 Christ the King School

**Demand Writing**



\* In some cases, CRT numbers may exceed AGR numbers based on late enrolments. Pie chart is based on the number of students who wrote the CRT.

\* French Immersion students not included

\* Reading score is composite of Non-Fiction and Poet.

Mushuau Innu Natuashish School and Sheshatshiu Innu School are excluded from district and provincial results.

Source: Division of Evaluation and Research, Department of Education.

District 4 - Eastern

School #: 223 Christ the King School

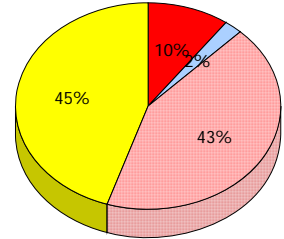
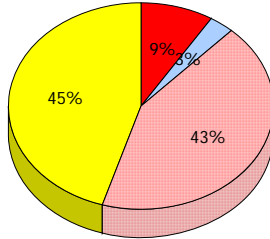
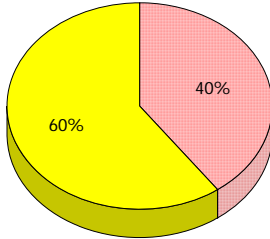
**Reading**

**School**

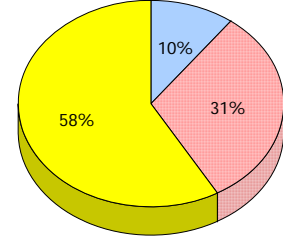
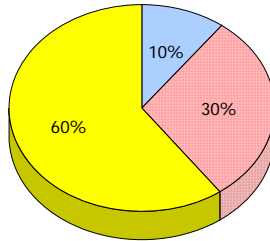
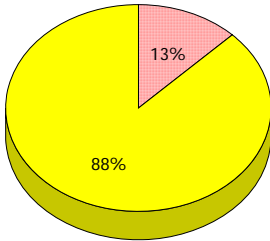
**District**

**Province**

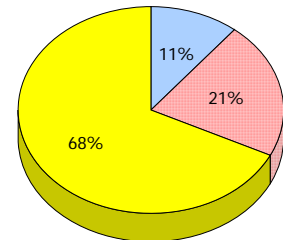
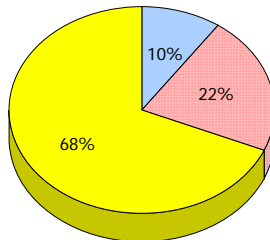
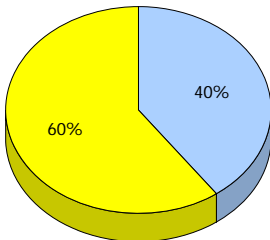
**2012**  
Apr 30,  
2012 (10)



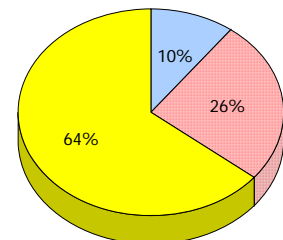
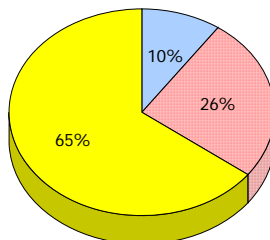
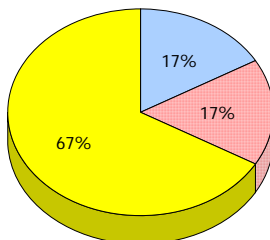
**2011**  
AGR (8)



**2010**  
AGR (10)



**2009**  
AGR (6)



Unknown
  Exemption
  Not Yet Meeting (1 or 2)
  Meeting or Exceeding (3,4,5)

\* In some cases, CRT numbers may exceed AGR numbers based on late enrolments. Pie chart is based on the number of students who wrote the CRT.

\* French Immersion students not included

\* Reading score is composite of Non-Fiction and Poet.

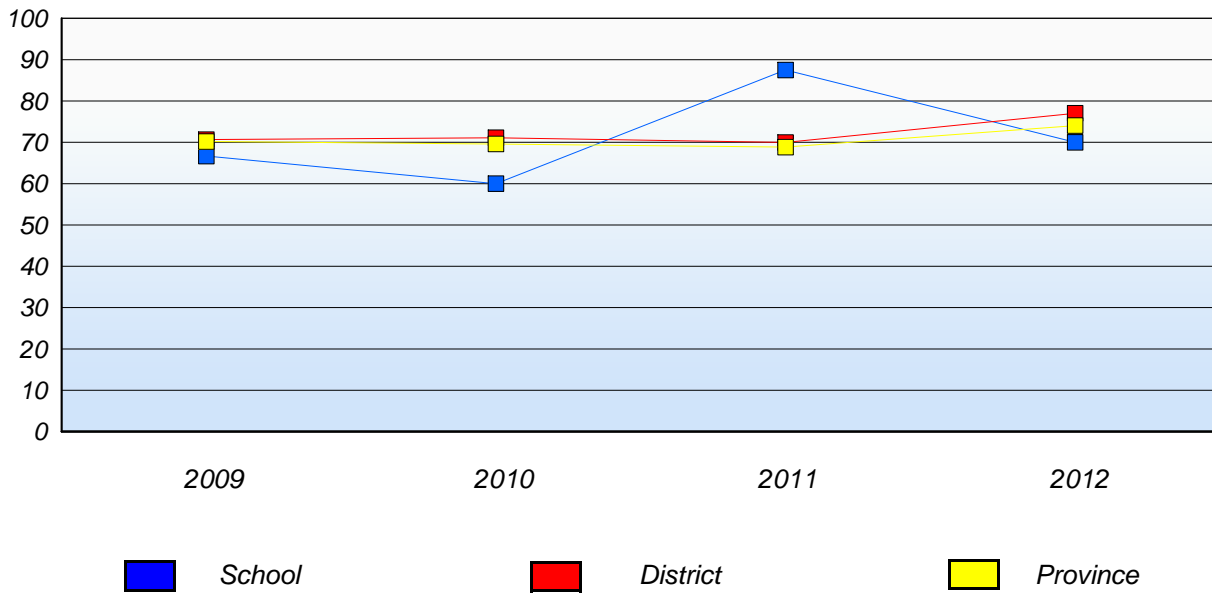
Mushuau Innu Natuashish School and Sheshatshiu Innu School are excluded from district and provincial results.

Source: Division of Evaluation and Research, Department of Education.

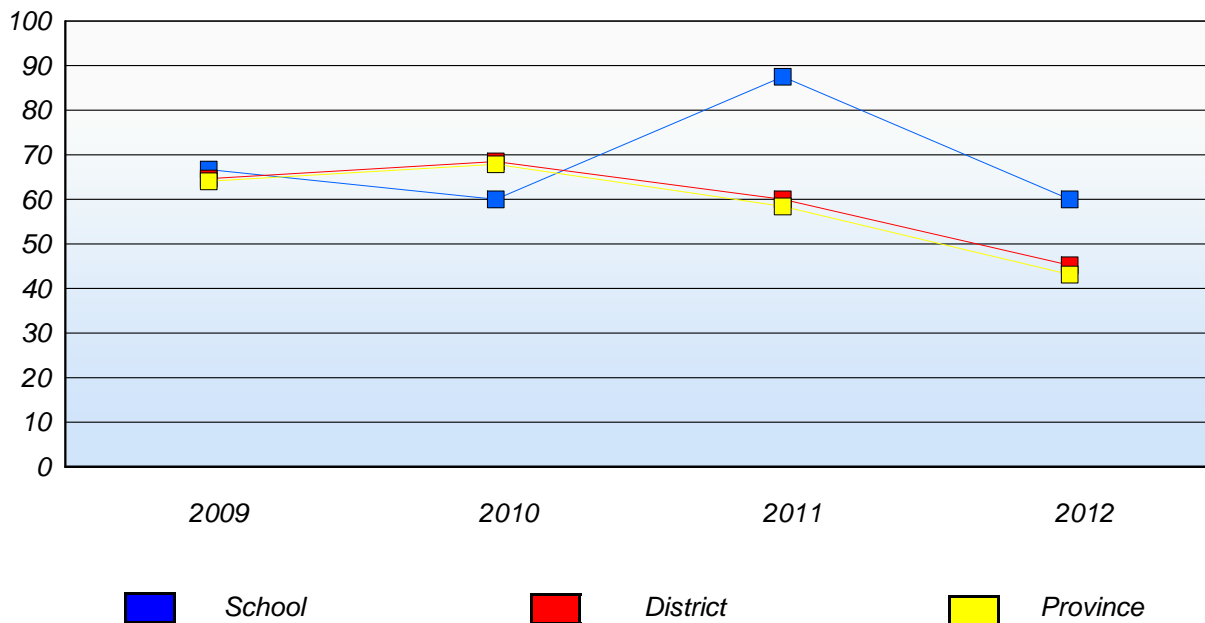
**District 4 - Eastern**

School #: 223 Christ the King School

**Demand Writing**  
Percentage of students at level 3 or above (2009 - 2012)



**Reading**  
Percentage of students at level 3 or above (2009 - 2012)



\* In some cases, CRT numbers may exceed AGR numbers based on late enrolments. Pie chart is based on the number of students who wrote the CRT.

\* French Immersion students not included

\* Reading score is composite of Non-Fiction and Poet.

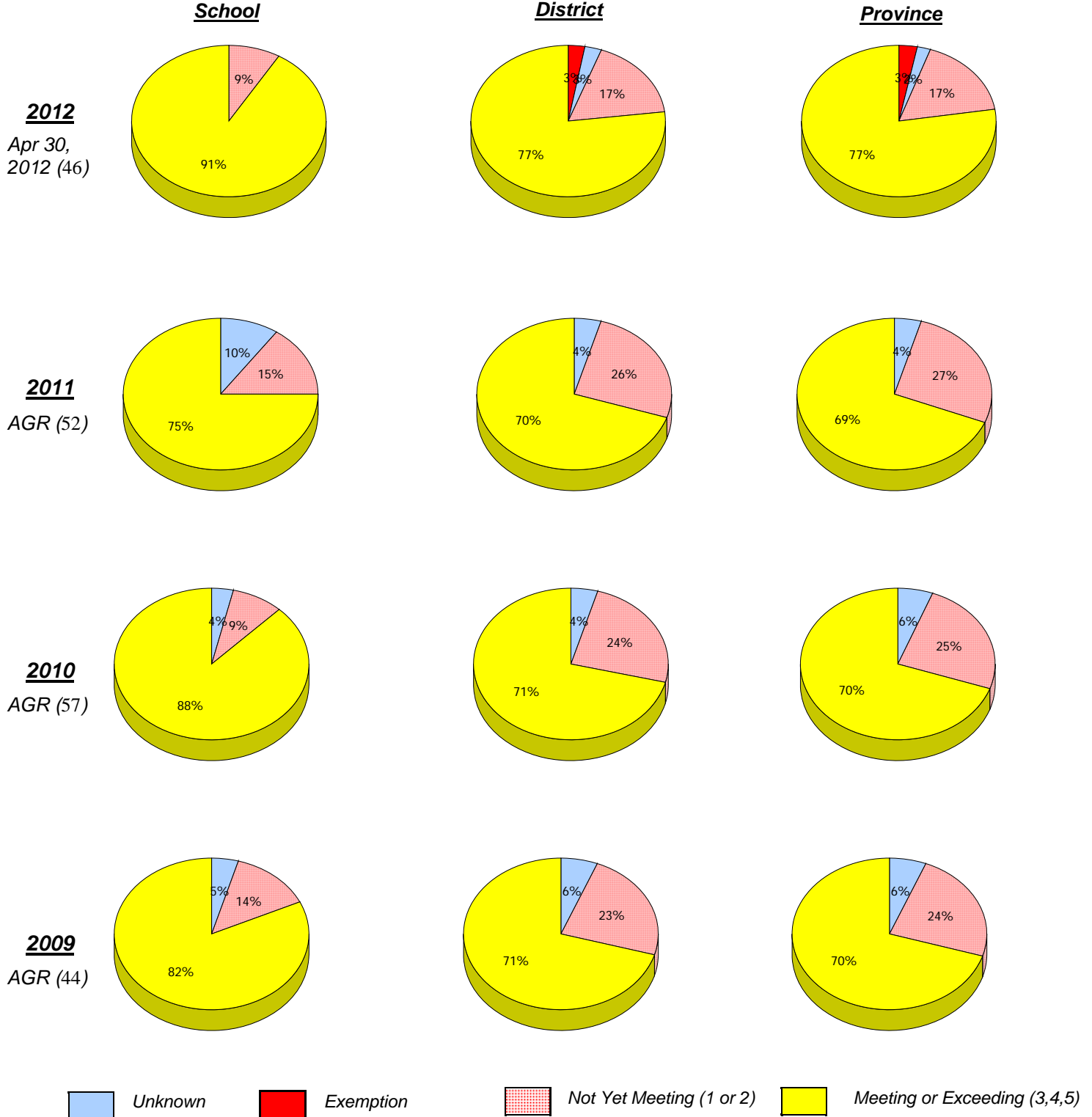
Mushuau Innu Natuashish School and Sheshatshiu Innu School are excluded from district and provincial results.

Source: Division of Evaluation and Research, Department of Education.

District 4 - Eastern

School #: 224 Donald C. Jamieson Academy

**Demand Writing**



\* In some cases, CRT numbers may exceed AGR numbers based on late enrolments. Pie chart is based on the number of students who wrote the CRT.

\* French Immersion students not included

\* Reading score is composite of Non-Fiction and Poet.

Mushuau Innu Natuashish School and Sheshatshiu Innu School are excluded from district and provincial results.

Source: Division of Evaluation and Research, Department of Education.

**District 4 - Eastern**

School #: 224 Donald C. Jamieson Academy

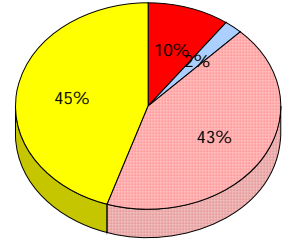
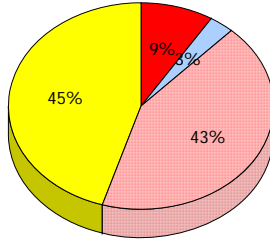
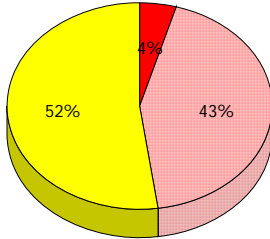
**Reading**

**School**

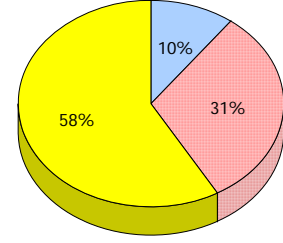
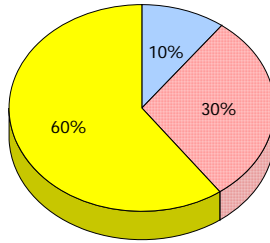
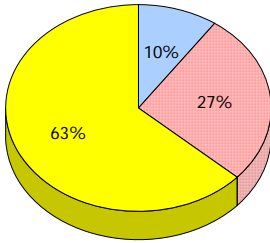
**District**

**Province**

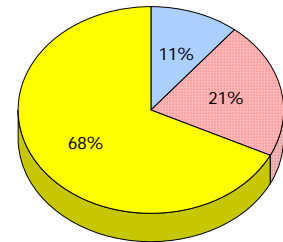
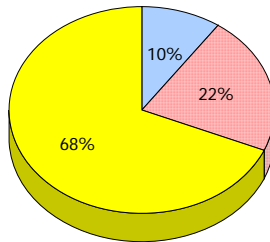
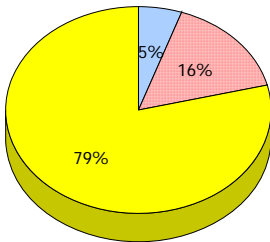
**2012**  
Apr 30,  
2012 (46)



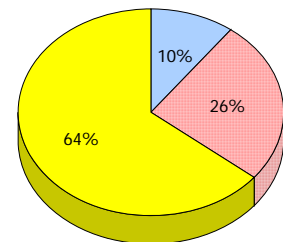
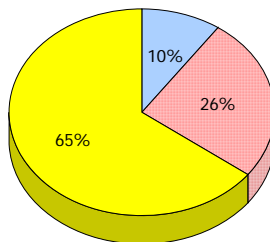
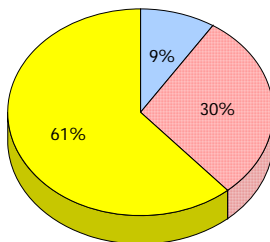
**2011**  
AGR (52)



**2010**  
AGR (57)



**2009**  
AGR (44)



Unknown
  Exemption
  Not Yet Meeting (1 or 2)
  Meeting or Exceeding (3,4,5)

\* In some cases, CRT numbers may exceed AGR numbers based on late enrolments. Pie chart is based on the number of students who wrote the CRT.

\* French Immersion students not included

\* Reading score is composite of Non-Fiction and Poet.

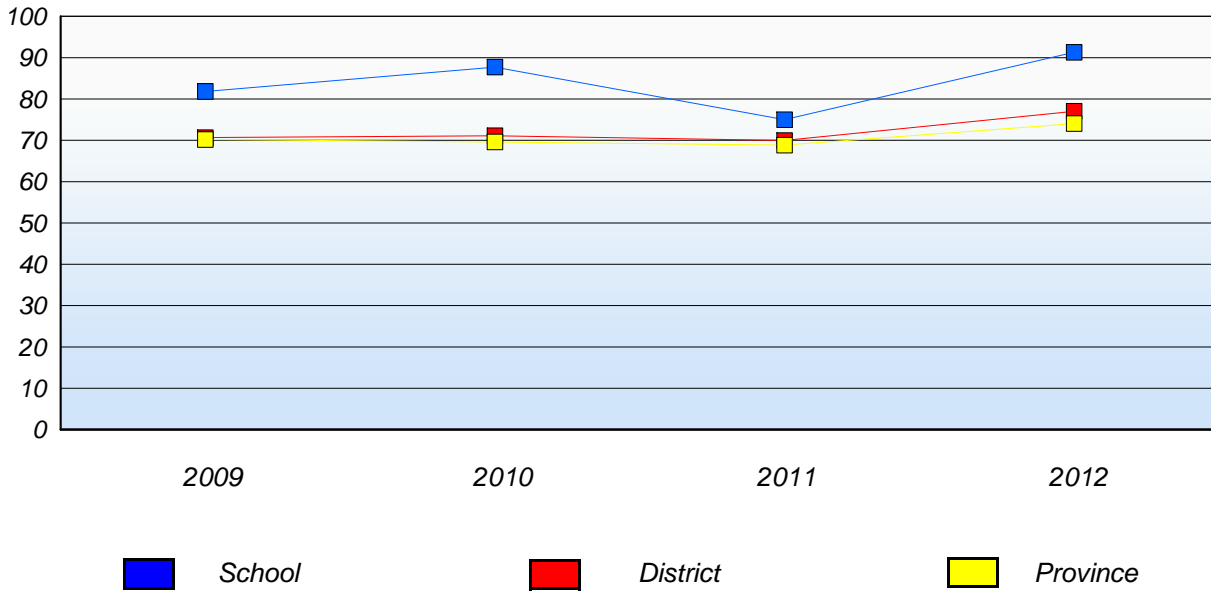
Mushuau Innu Natuashish School and Sheshatshiu Innu School are excluded from district and provincial results.

Source: Division of Evaluation and Research, Department of Education.

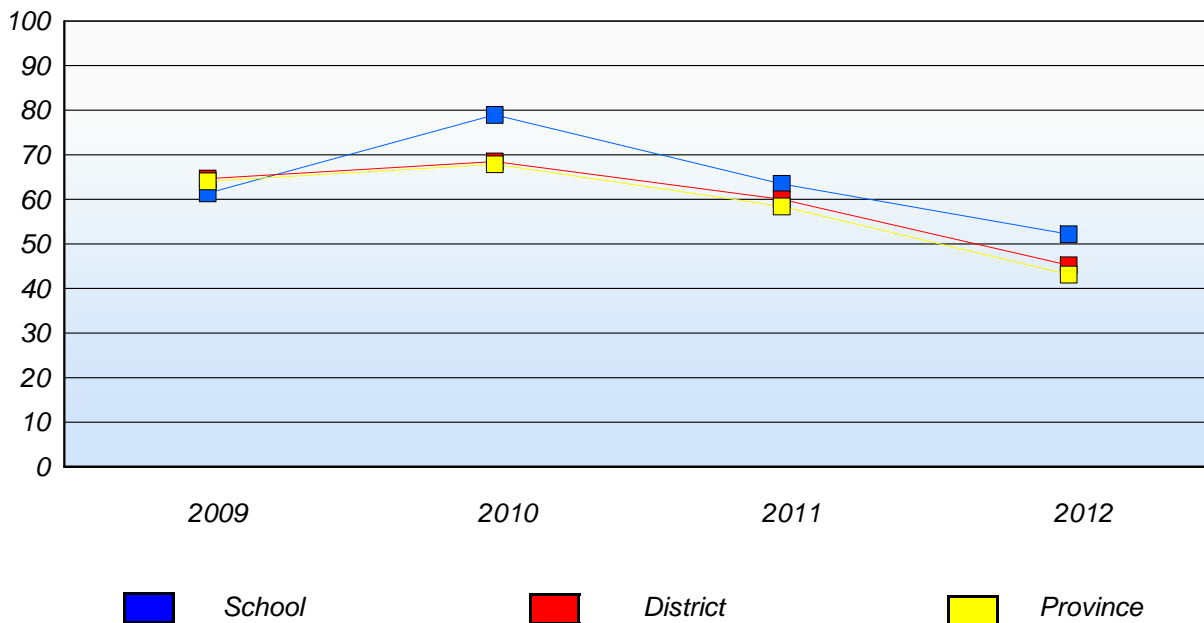
**District 4 - Eastern**

School #: 224 Donald C. Jamieson Academy

**Demand Writing**  
Percentage of students at level 3 or above (2009 - 2012)



**Reading**  
Percentage of students at level 3 or above (2009 - 2012)



\* In some cases, CRT numbers may exceed AGR numbers based on late enrolments. Pie chart is based on the number of students who wrote the CRT.

\* French Immersion students not included

\* Reading score is composite of Non-Fiction and Poet.

Mushuau Innu Natuashish School and Sheshatshiu Innu School are excluded from district and provincial results.

Source: Division of Evaluation and Research, Department of Education.

**District 4 - Eastern**

School #: 225 St. Anne's School

***Demand Writing***

**School**

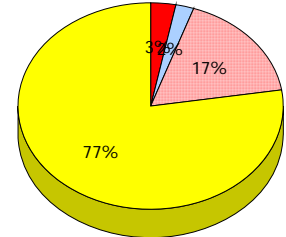
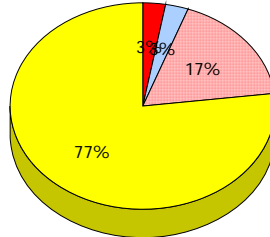
*School data with 5 or fewer students withheld for reasons of confidentiality.*

**District**

**Province**

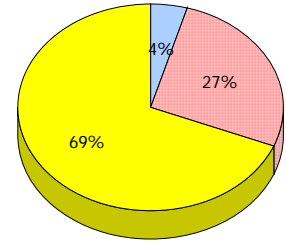
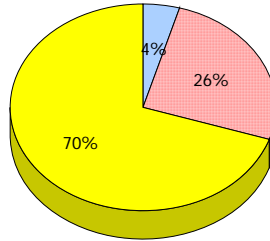
**2012**

Apr 30,  
2012 (1)



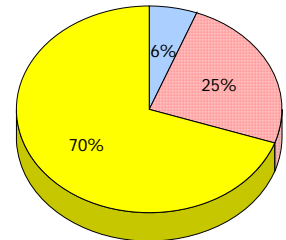
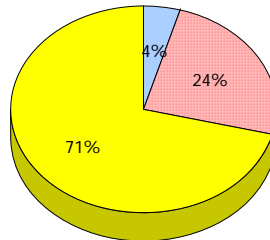
**2011**

AGR (1)



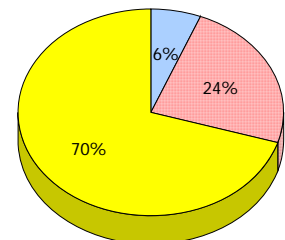
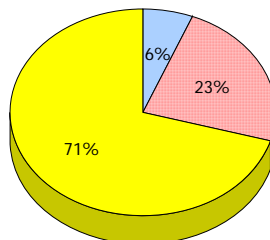
**2010**

AGR (1)



**2009**

AGR (1)



*Unknown*    
  *Exemption*    
  *Not Yet Meeting (1 or 2)*    
  *Meeting or Exceeding (3,4,5)*

\* In some cases, CRT numbers may exceed AGR numbers based on late enrolments. Pie chart is based on the number of students who wrote the CRT.

\* French Immersion students not included

\* Reading score is composite of Non-Fiction and Poet.

Mushuau Innu Natuashish School and Sheshatshiu Innu School are excluded from district and provincial results.

Source: Division of Evaluation and Research, Department of Education.



**District 4 - Eastern**

School #: 225 St. Anne's School

**Reading**

**School**

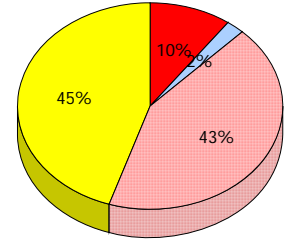
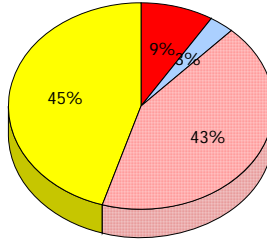
*School data with 5 or fewer students withheld for reasons of confidentiality.*

**District**

**Province**

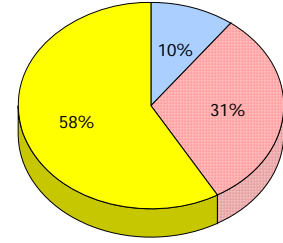
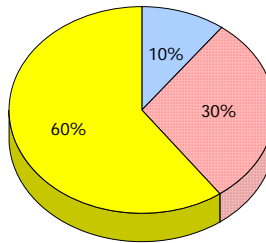
**2012**

Apr 30,  
2012 (1)



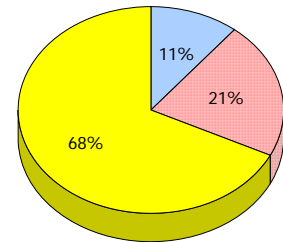
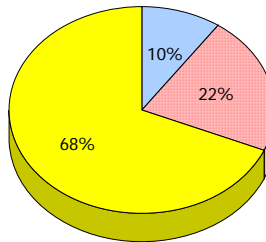
**2011**

AGR (1)



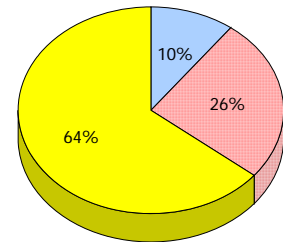
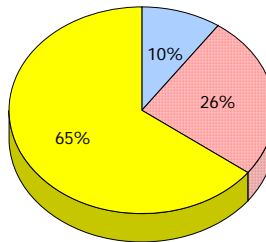
**2010**

AGR (1)



**2009**

AGR (1)



*Unknown*     
  *Exemption*     
  *Not Yet Meeting (1 or 2)*     
  *Meeting or Exceeding (3,4,5)*

\* In some cases, CRT numbers may exceed AGR numbers based on late enrolments. Pie chart is based on the number of students who wrote the CRT.

\* French Immersion students not included

\* Reading score is composite of Non-Fiction and Poet.

Mushuau Innu Natuashish School and Sheshatshiu Innu School are excluded from district and provincial results.

District 4 - Eastern

School #: 225 St. Anne's School

**Demand Writing**

*Percentage of students at level 3 or above (2009 - 2012)*

*School data with 5 or fewer students withheld for reasons of confidentiality.*



**Reading**

*Percentage of students at level 3 or above (2009 - 2012)*

*School data with 5 or fewer students withheld for reasons of confidentiality.*



\* In some cases, CRT numbers may exceed AGR numbers based on late enrolments. Pie chart is based on the number of students who wrote the CRT.

\* French Immersion students not included

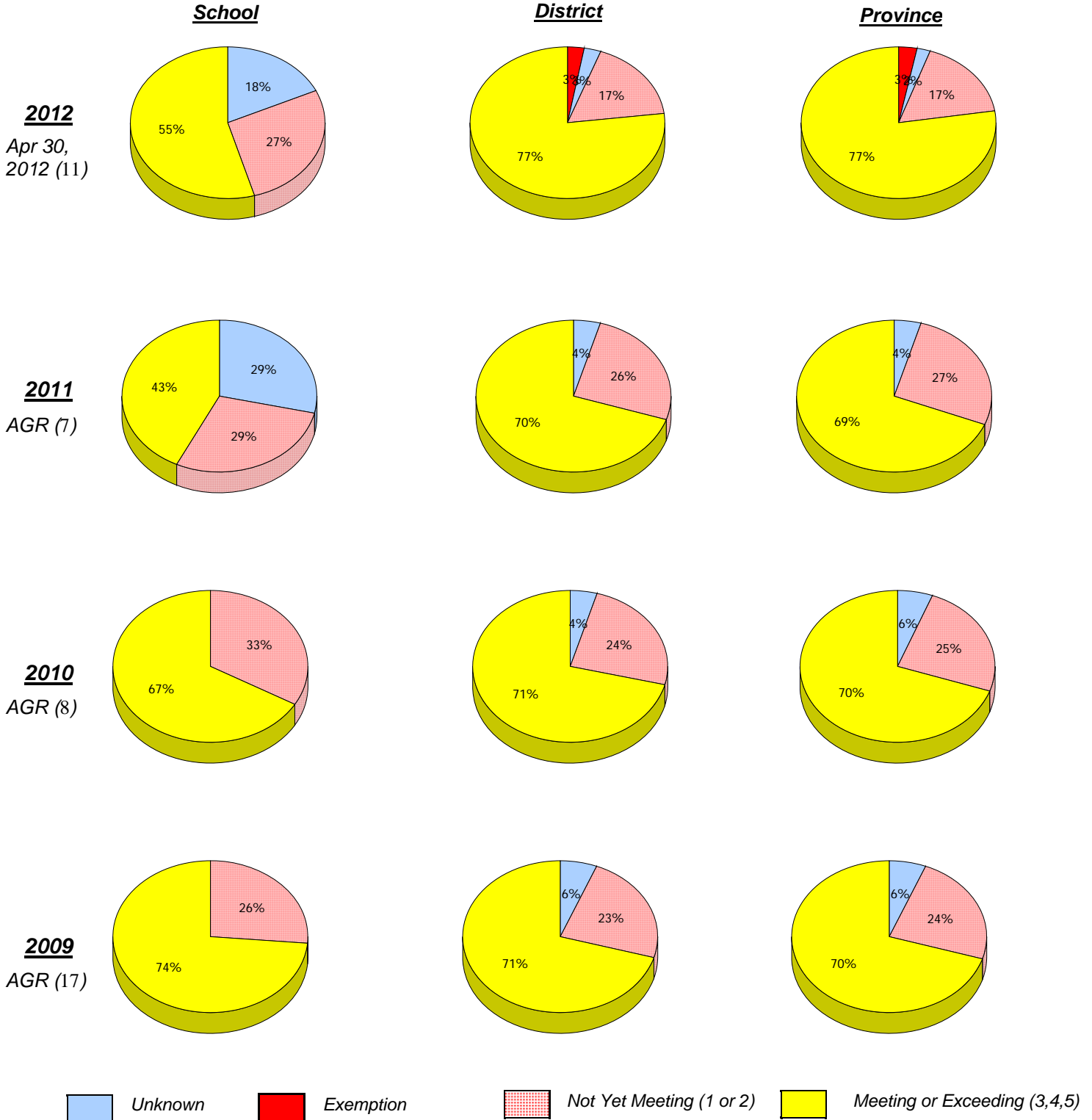
\* Reading score is composite of Non-Fiction and Poet.

Mushuau Innu Natuashish School and Sheshatshiu Innu School are excluded from district and provincial results.

**District 4 - Eastern**

School #: 226 Fortune Bay Academy

***Demand Writing***



\* In some cases, CRT numbers may exceed AGR numbers based on late enrolments. Pie chart is based on the number of students who wrote the CRT.

\* French Immersion students not included

\* Reading score is composite of Non-Fiction and Poet.

Mushuau Innu Natuashish School and Sheshatshiu Innu School are excluded from district and provincial results.

Source: Division of Evaluation and Research, Department of Education.

**District 4 - Eastern**

School #: 226 Fortune Bay Academy

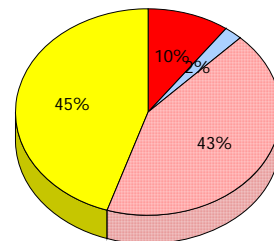
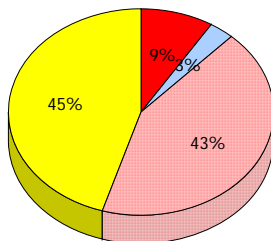
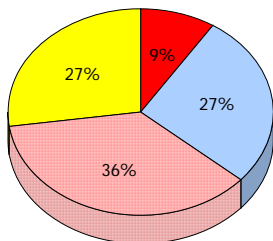
**Reading**

**School**

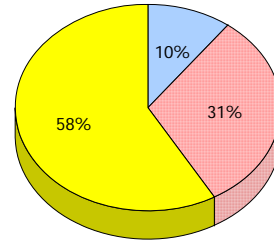
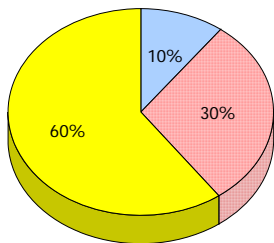
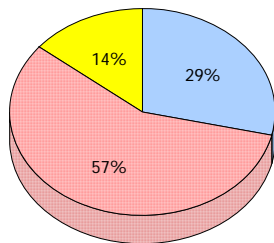
**District**

**Province**

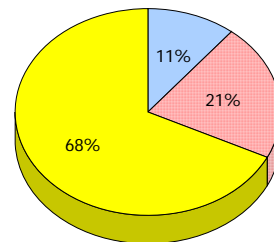
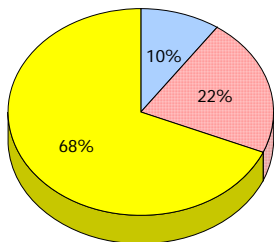
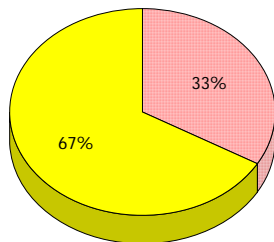
**2012**  
Apr 30,  
2012 (11)



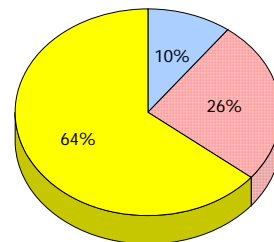
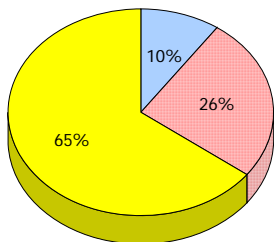
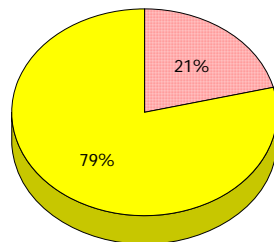
**2011**  
AGR (7)



**2010**  
AGR (8)



**2009**  
AGR (17)



Unknown     
  Exemption     
  Not Yet Meeting (1 or 2)     
  Meeting or Exceeding (3,4,5)

\* In some cases, CRT numbers may exceed AGR numbers based on late enrolments. Pie chart is based on the number of students who wrote the CRT.

\* French Immersion students not included

\* Reading score is composite of Non-Fiction and Poet.

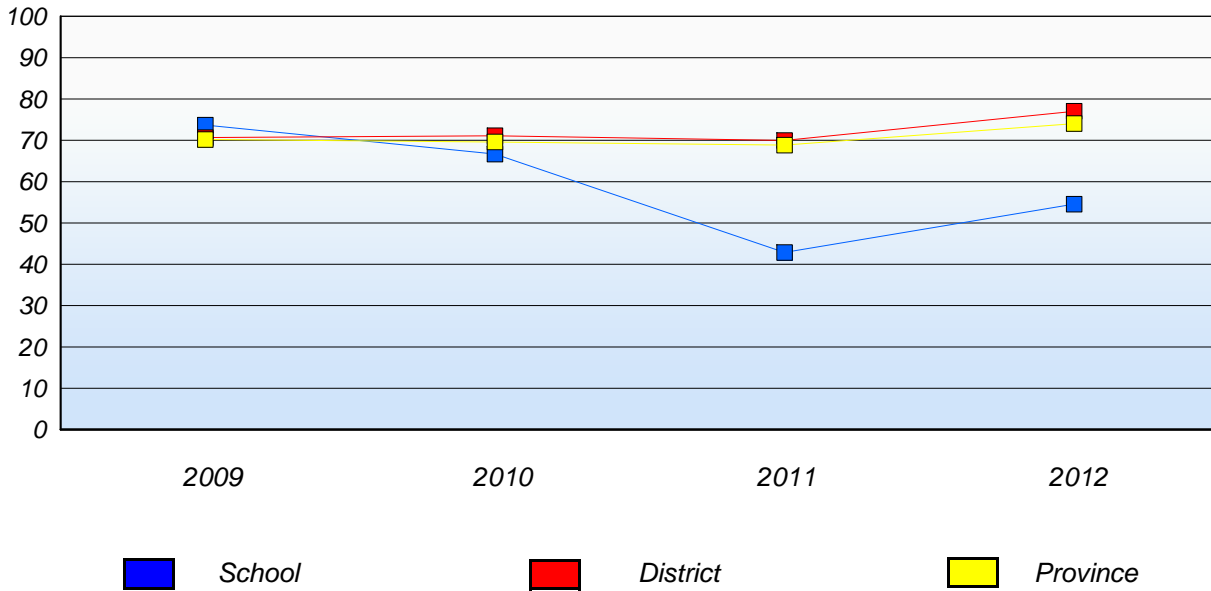
Mushuau Innu Natuashish School and Sheshatshiu Innu School are excluded from district and provincial results.

Source: Division of Evaluation and Research, Department of Education.

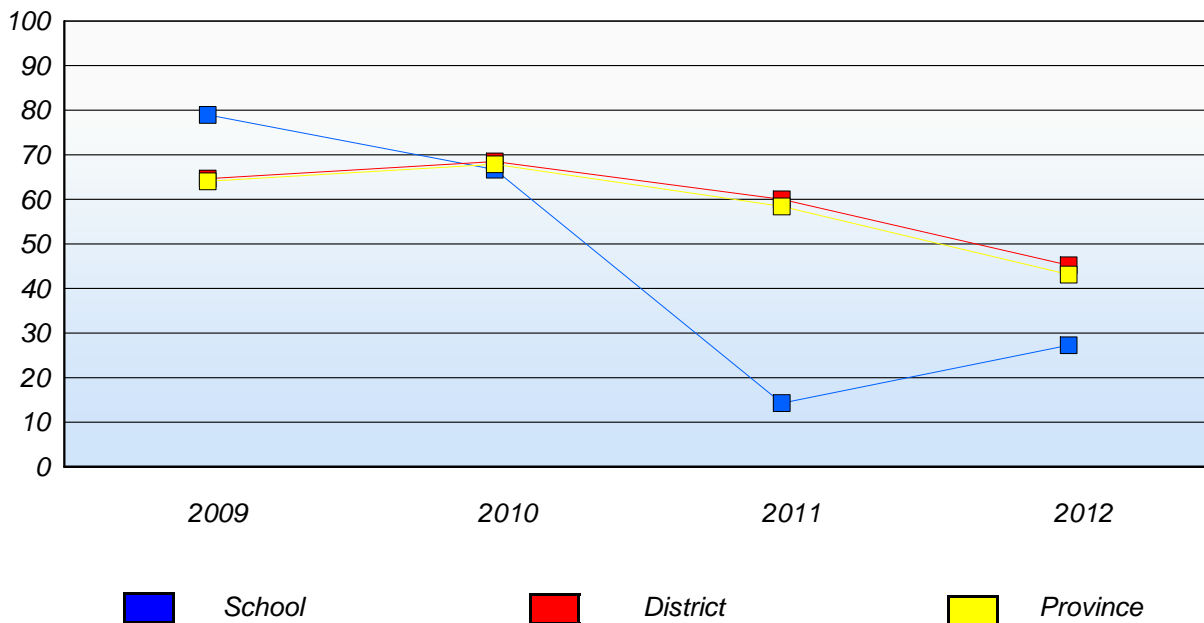
**District 4 - Eastern**

School #: 226 Fortune Bay Academy

**Demand Writing**  
Percentage of students at level 3 or above (2009 - 2012)



**Reading**  
Percentage of students at level 3 or above (2009 - 2012)



\* In some cases, CRT numbers may exceed AGR numbers based on late enrolments. Pie chart is based on the number of students who wrote the CRT.

\* French Immersion students not included

\* Reading score is composite of Non-Fiction and Poet.

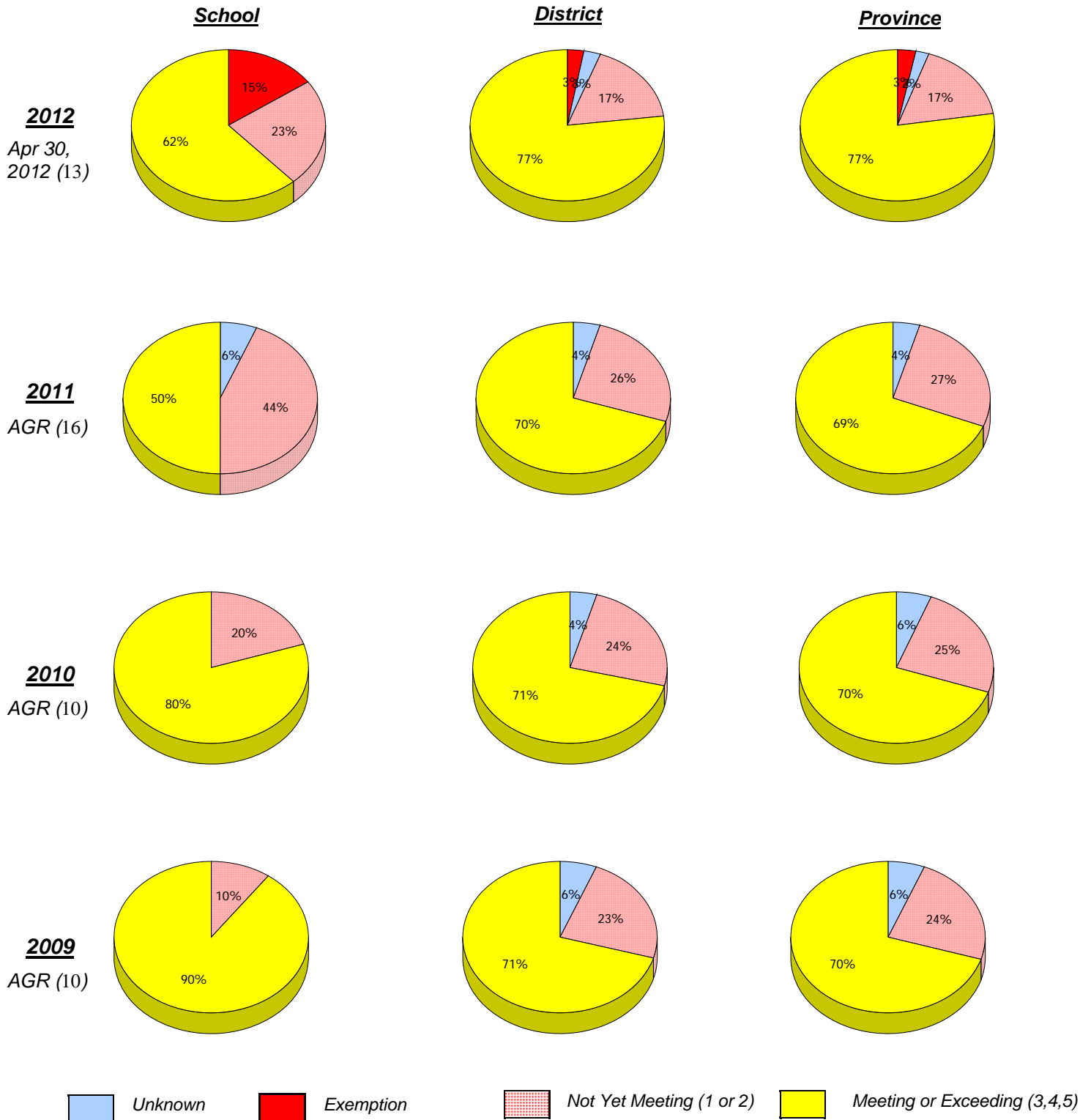
Mushuau Innu Natuashish School and Sheshatshiu Innu School are excluded from district and provincial results.

Source: Division of Evaluation and Research, Department of Education.

**District 4 - Eastern**

School #: 228 St. Lawrence Academy

***Demand Writing***



\* In some cases, CRT numbers may exceed AGR numbers based on late enrolments. Pie chart is based on the number of students who wrote the CRT.

\* French Immersion students not included

\* Reading score is composite of Non-Fiction and Poet.

Mushuau Innu Natuashish School and Sheshatshiu Innu School are excluded from district and provincial results.

Source: Division of Evaluation and Research, Department of Education.

**District 4 - Eastern**

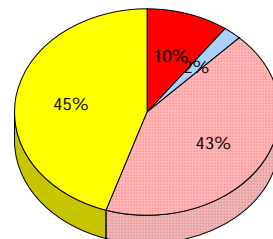
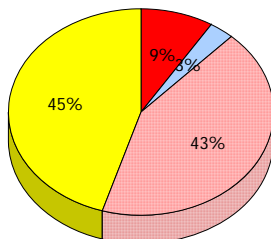
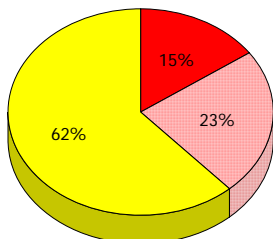
School #: 228 St. Lawrence Academy

**Reading  
District**

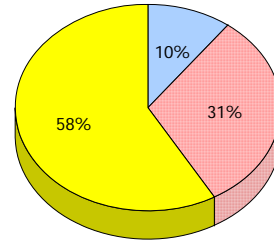
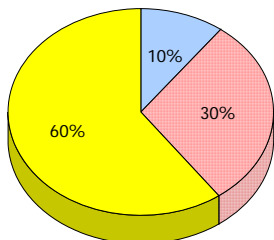
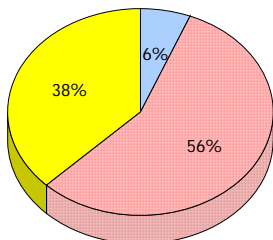
**School**

**Province**

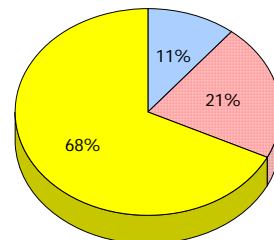
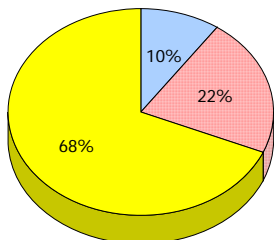
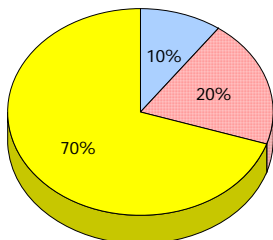
**2012**  
Apr 30,  
2012 (13)



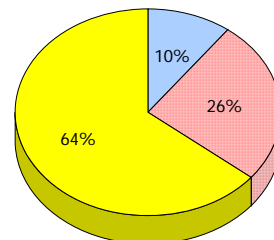
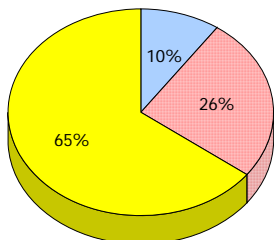
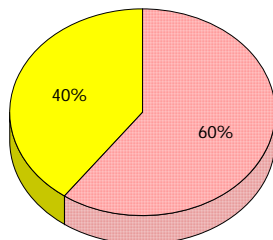
**2011**  
AGR (16)



**2010**  
AGR (10)



**2009**  
AGR (10)



Unknown
  Exemption
  Not Yet Meeting (1 or 2)
  Meeting or Exceeding (3,4,5)

\* In some cases, CRT numbers may exceed AGR numbers based on late enrolments. Pie chart is based on the number of students who wrote the CRT.

\* French Immersion students not included

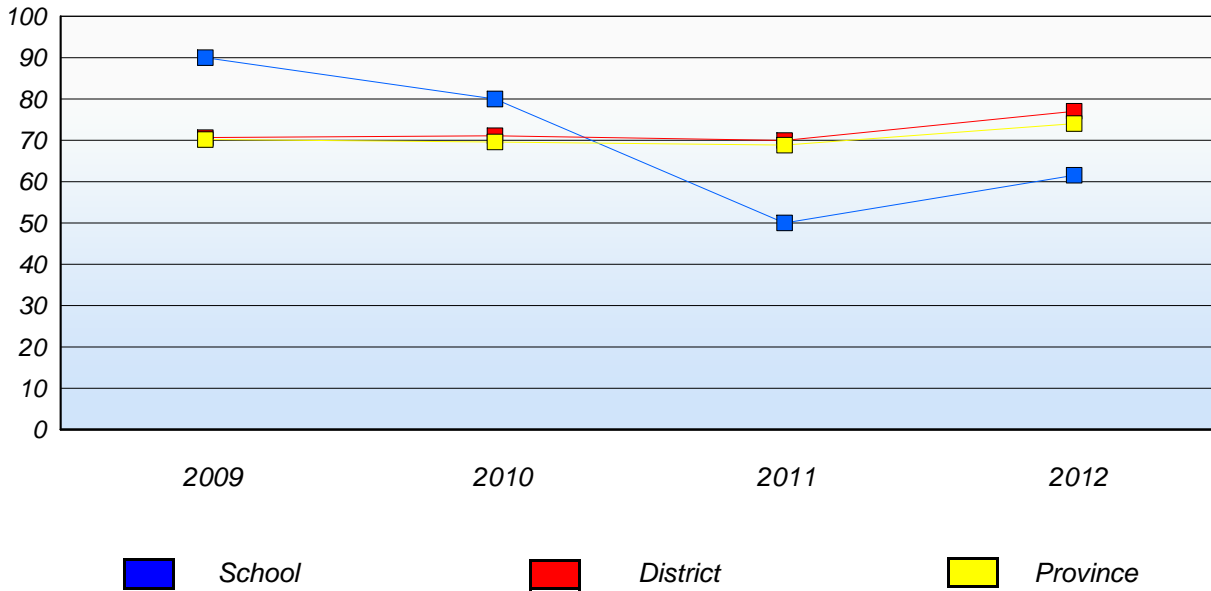
\* Reading score is composite of Non-Fiction and Poet.

Mushuau Innu Natuashish School and Sheshatshiu Innu School are excluded from district and provincial results.

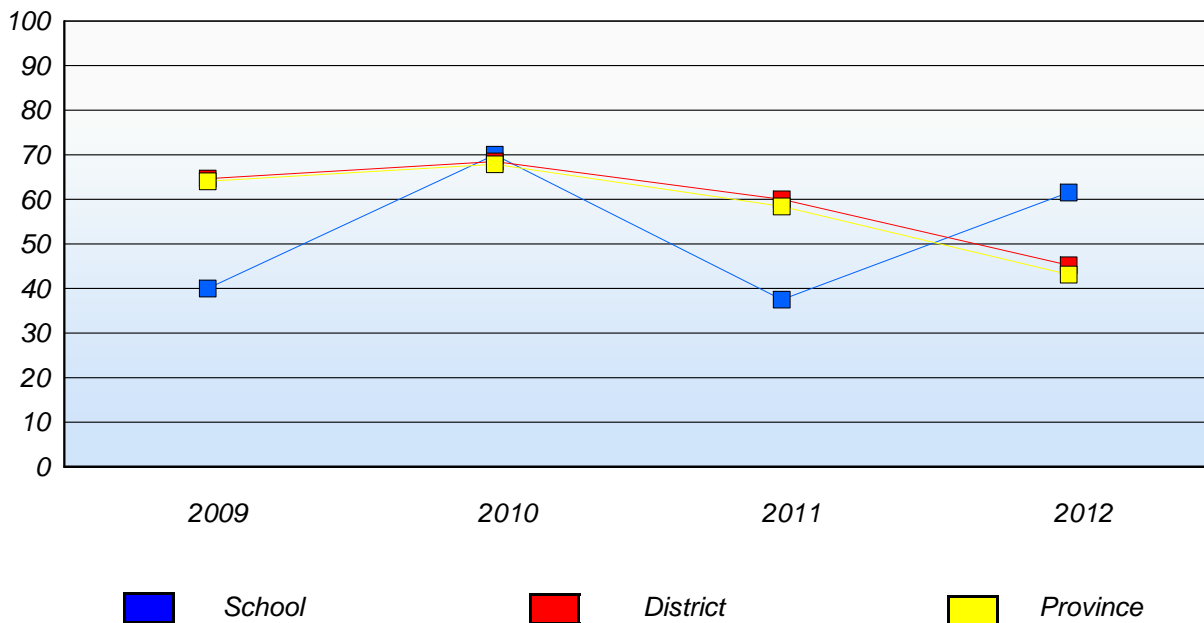
**District 4 - Eastern**

School #: 228 St. Lawrence Academy

**Demand Writing**  
Percentage of students at level 3 or above (2009 - 2012)



**Reading**  
Percentage of students at level 3 or above (2009 - 2012)



\* In some cases, CRT numbers may exceed AGR numbers based on late enrolments. Pie chart is based on the number of students who wrote the CRT.

\* French Immersion students not included

\* Reading score is composite of Non-Fiction and Poet.

Mushuau Innu Natuashish School and Sheshatshiu Innu School are excluded from district and provincial results.

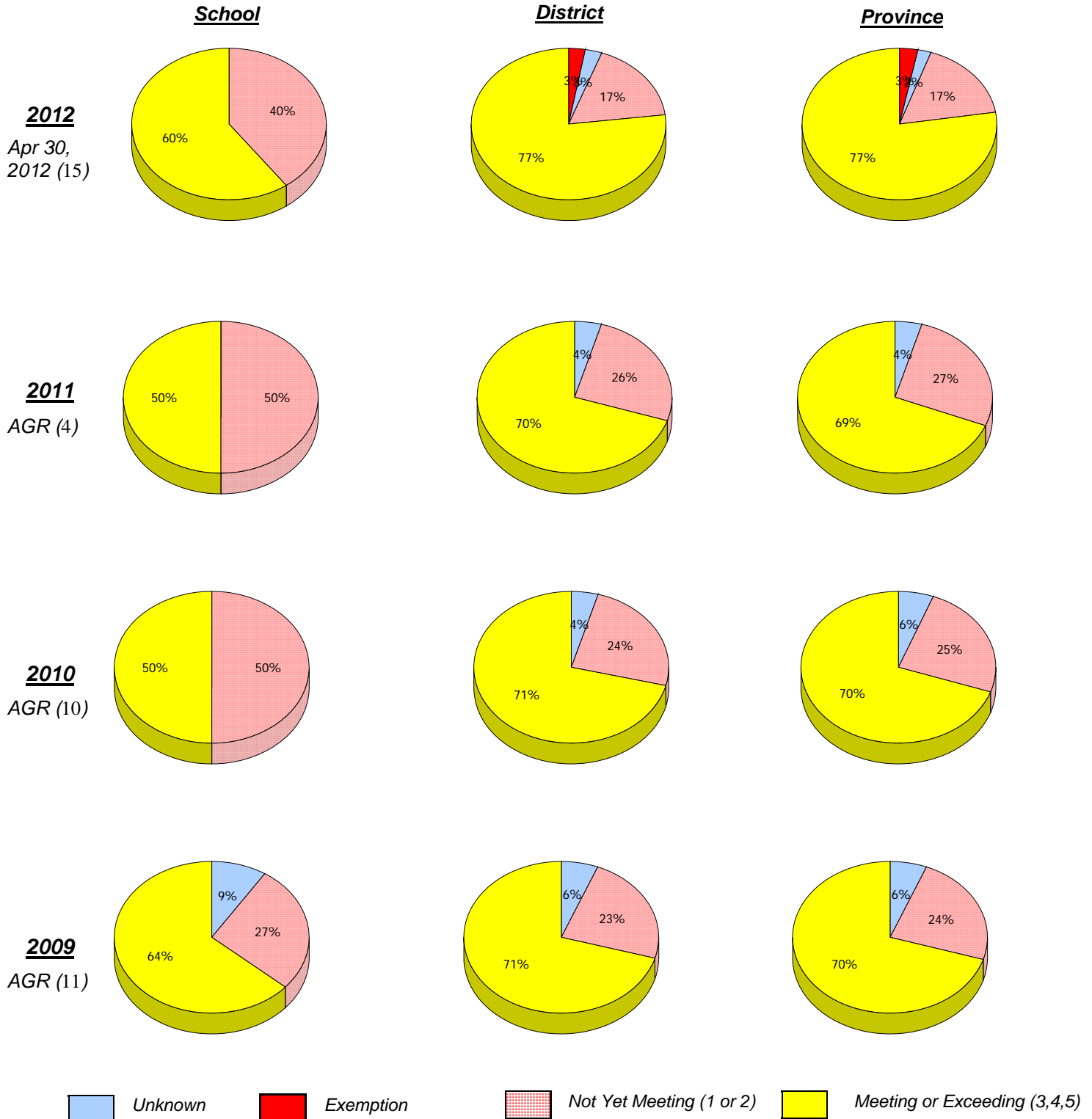
Source: Division of Evaluation and Research, Department of Education.



District 4 - Eastern

School #: 229 St. Joseph's All Grade

**Demand Writing**



\* In some cases, CRT numbers may exceed AGR numbers based on late enrolments. Pie chart is based on the number of students who wrote the CRT.

\* French Immersion students not included

\* Reading score is composite of Non-Fiction and Poet.

Mushuau Innu Natuashish School and Sheshatshiu Innu School are excluded from district and provincial results.

Source: Division of Evaluation and Research, Department of Education.

**Primary English Language Arts  
4 Year Provincial Assessment, June 2012  
School Report Rubrics  
(average scores)**

**District 4 - Eastern**

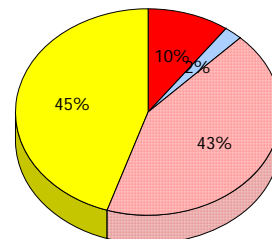
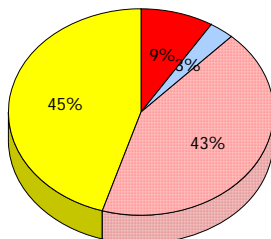
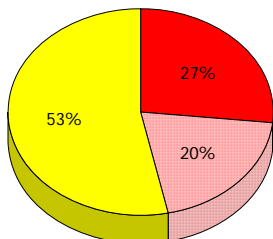
School #: 229 St. Joseph's All Grade

**Reading**  
**District**

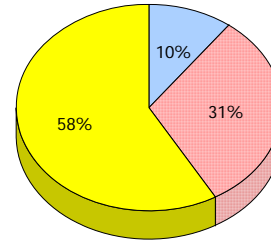
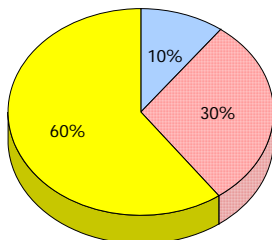
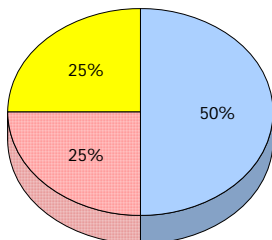
**School**

**Province**

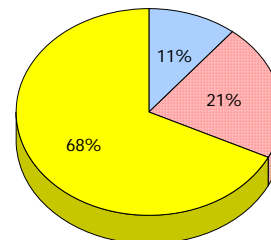
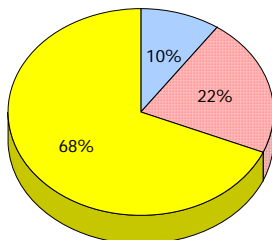
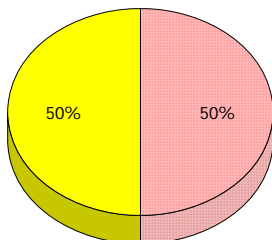
**2012**  
Apr 30,  
2012 (15)



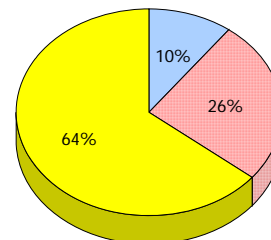
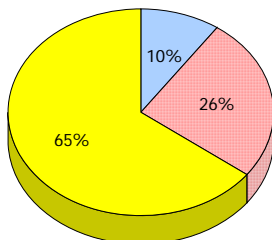
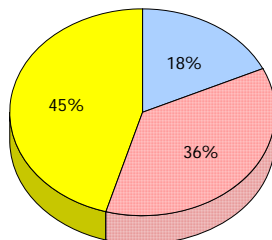
**2011**  
AGR (4)



**2010**  
AGR (10)



**2009**  
AGR (11)



*Unknown*     
  *Exemption*     
  *Not Yet Meeting (1 or 2)*     
  *Meeting or Exceeding (3,4,5)*

\* In some cases, CRT numbers may exceed AGR numbers based on late enrolments. Pie chart is based on the number of students who wrote the CRT.

\* French Immersion students not included

\* Reading score is composite of Non-Fiction and Poet.

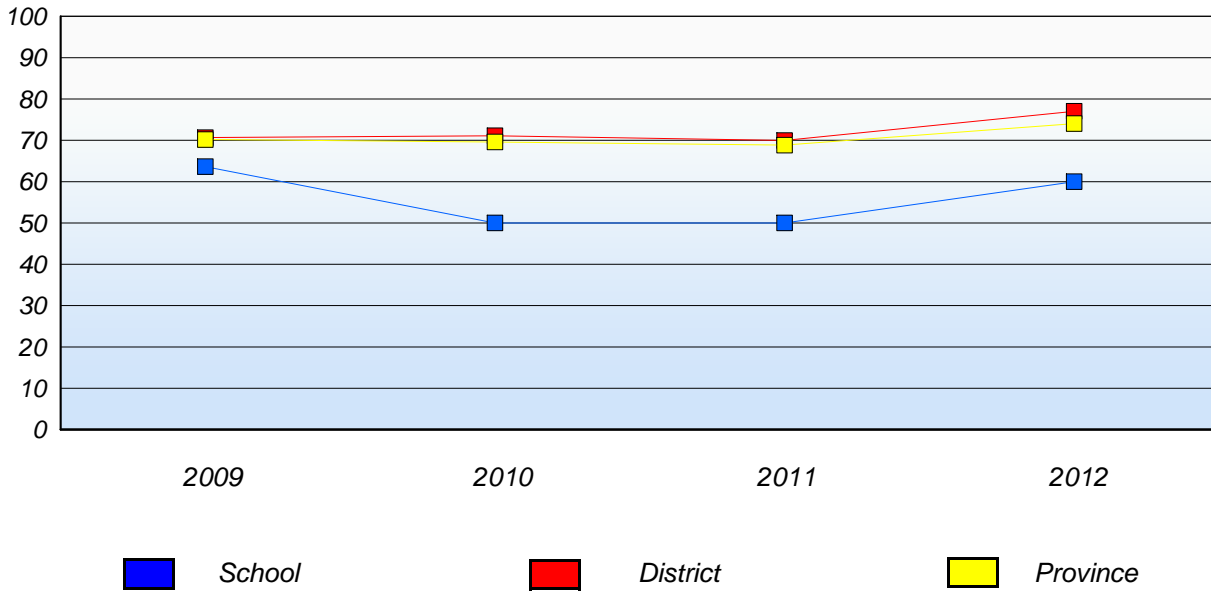
Mushuau Innu Natuashish School and Sheshatshiu Innu School are excluded from district and provincial results.

Source: Division of Evaluation and Research, Department of Education.

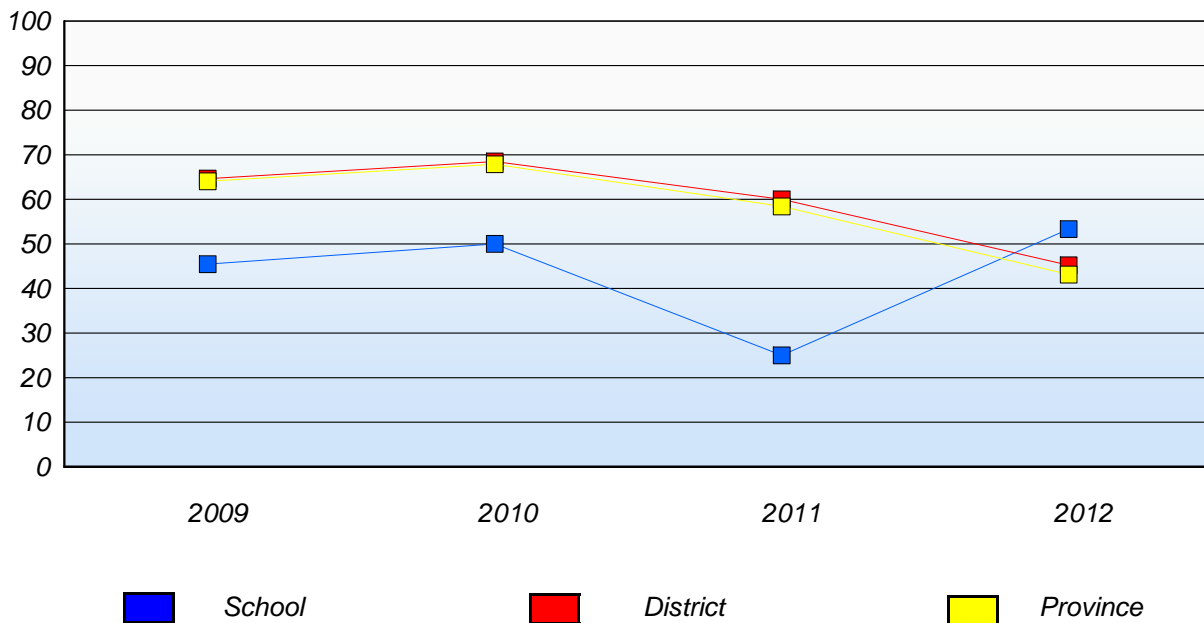
**District 4 - Eastern**

School #: 229 St. Joseph's All Grade

**Demand Writing**  
Percentage of students at level 3 or above (2009 - 2012)



**Reading**  
Percentage of students at level 3 or above (2009 - 2012)



\* In some cases, CRT numbers may exceed AGR numbers based on late enrolments. Pie chart is based on the number of students who wrote the CRT.

\* French Immersion students not included

\* Reading score is composite of Non-Fiction and Poet.

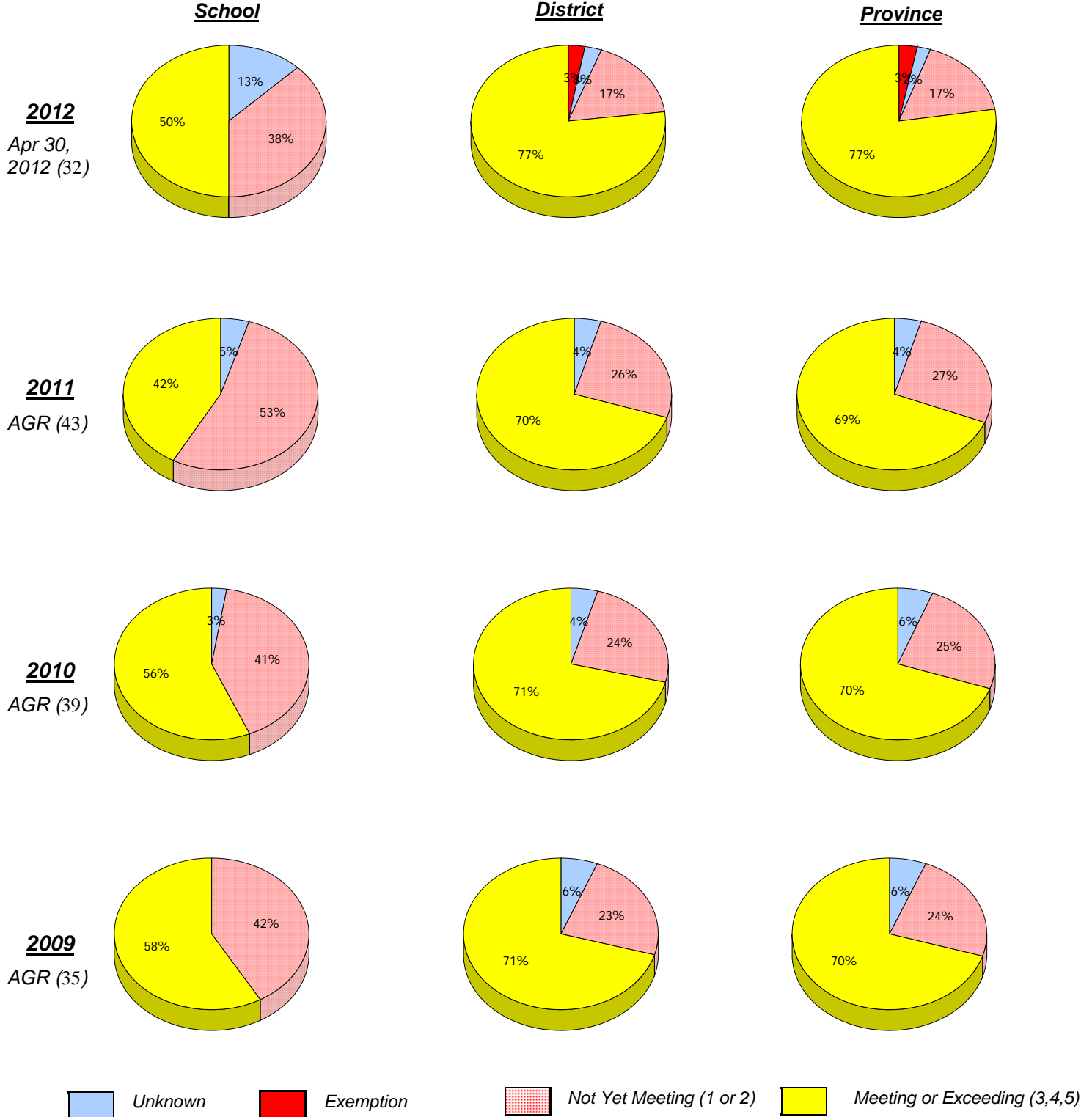
Mushuau Innu Natuashish School and Sheshatshiu Innu School are excluded from district and provincial results.

Source: Division of Evaluation and Research, Department of Education.

**District 4 - Eastern**

School #: 232 Matthew Elementary School

***Demand Writing***



\* In some cases, CRT numbers may exceed AGR numbers based on late enrolments. Pie chart is based on the number of students who wrote the CRT.

\* French Immersion students not included

\* Reading score is composite of Non-Fiction and Poet.

Mushuau Innu Natuashish School and Sheshatshiu Innu School are excluded from district and provincial results.

Source: Division of Evaluation and Research, Department of Education.

**Primary English Language Arts  
4 Year Provincial Assessment, June 2012  
School Report Rubrics  
(average scores)**

**District 4 - Eastern**

School #: 232 Matthew Elementary School

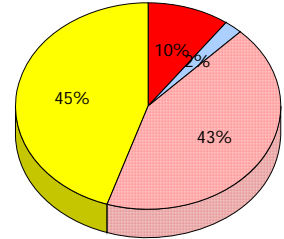
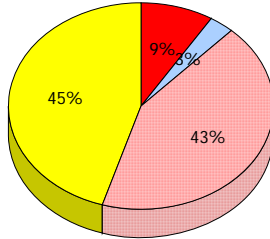
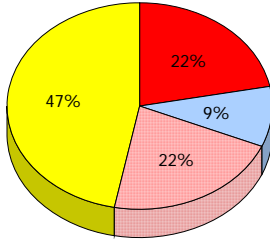
**Reading**

**School**

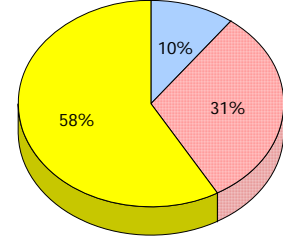
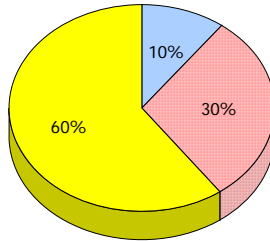
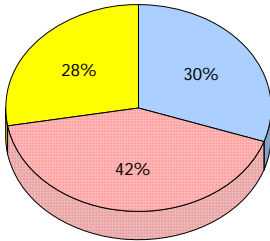
**District**

**Province**

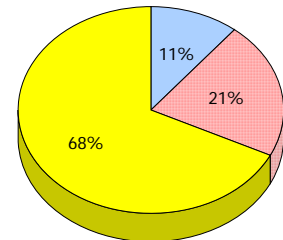
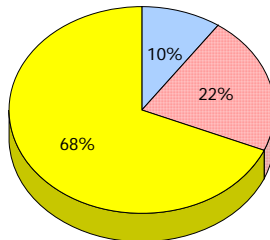
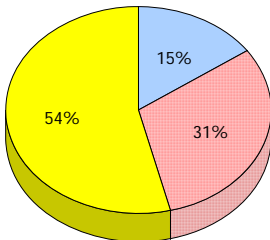
**2012**  
Apr 30,  
2012 (32)



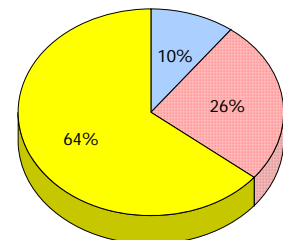
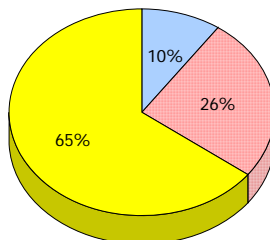
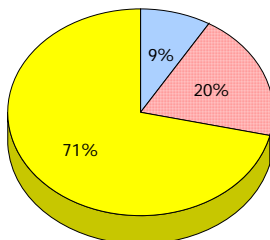
**2011**  
AGR (43)



**2010**  
AGR (39)



**2009**  
AGR (35)



Unknown
  Exemption
  Not Yet Meeting (1 or 2)
  Meeting or Exceeding (3,4,5)

\* In some cases, CRT numbers may exceed AGR numbers based on late enrolments. Pie chart is based on the number of students who wrote the CRT.

\* French Immersion students not included

\* Reading score is composite of Non-Fiction and Poet.

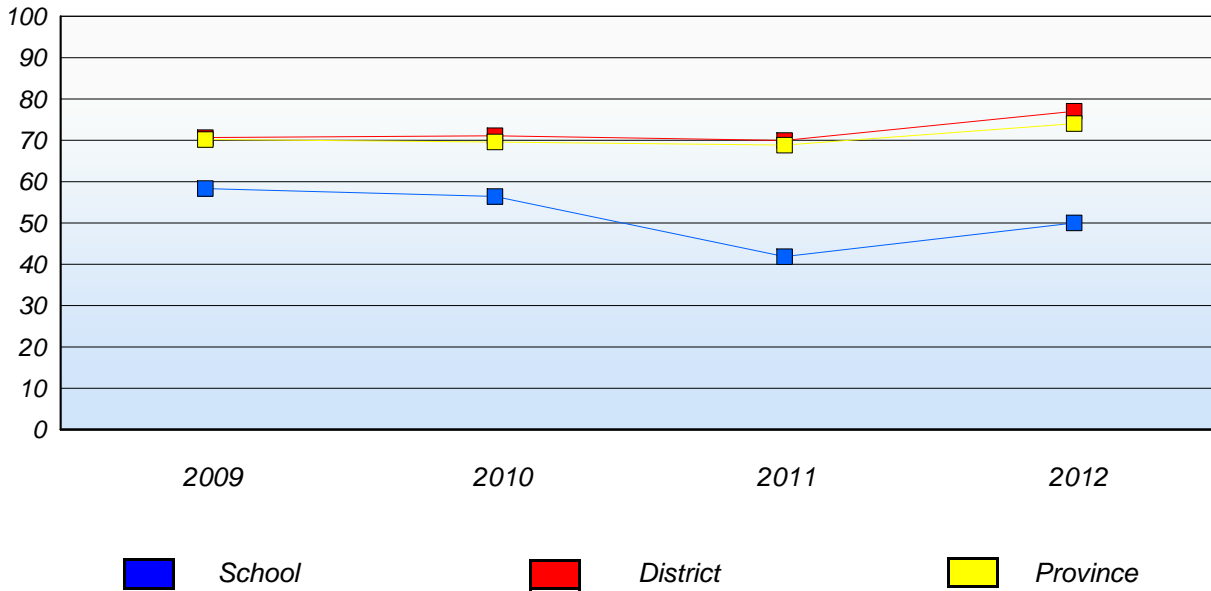
Mushuau Innu Natuashish School and Sheshatshiu Innu School are excluded from district and provincial results.

Source: Division of Evaluation and Research, Department of Education.

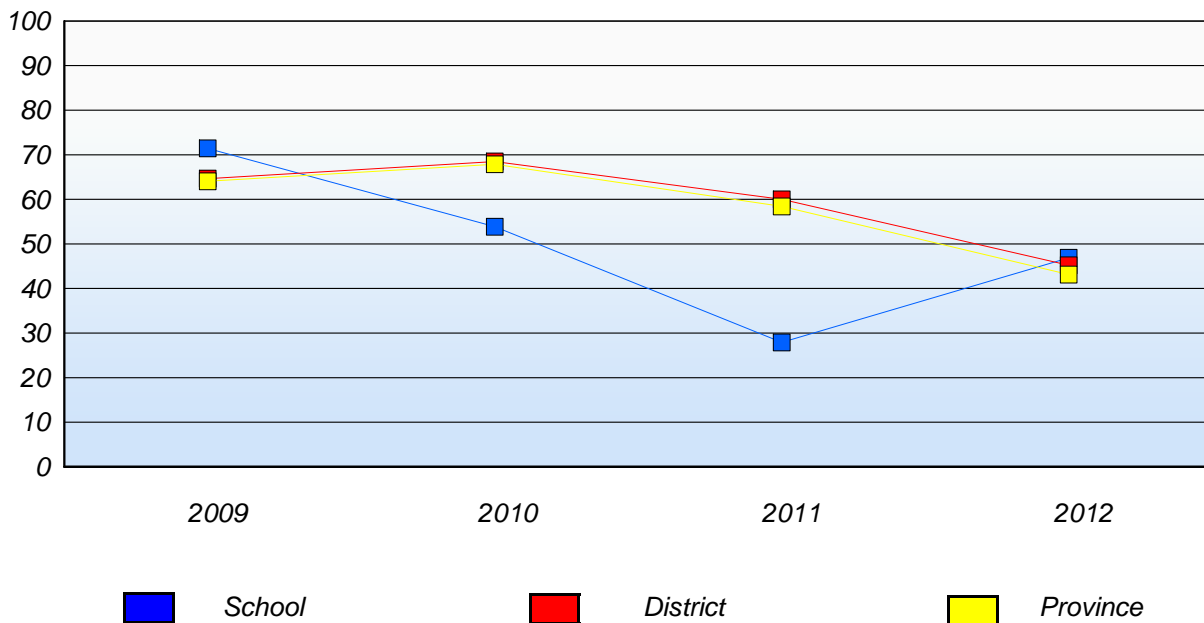
**District 4 - Eastern**

School #: 232 Matthew Elementary School

**Demand Writing**  
Percentage of students at level 3 or above (2009 - 2012)



**Reading**  
Percentage of students at level 3 or above (2009 - 2012)



\* In some cases, CRT numbers may exceed AGR numbers based on late enrolments. Pie chart is based on the number of students who wrote the CRT.

\* French Immersion students not included

\* Reading score is composite of Non-Fiction and Poet.

Mushuau Innu Natuashish School and Sheshatshiu Innu School are excluded from district and provincial results.

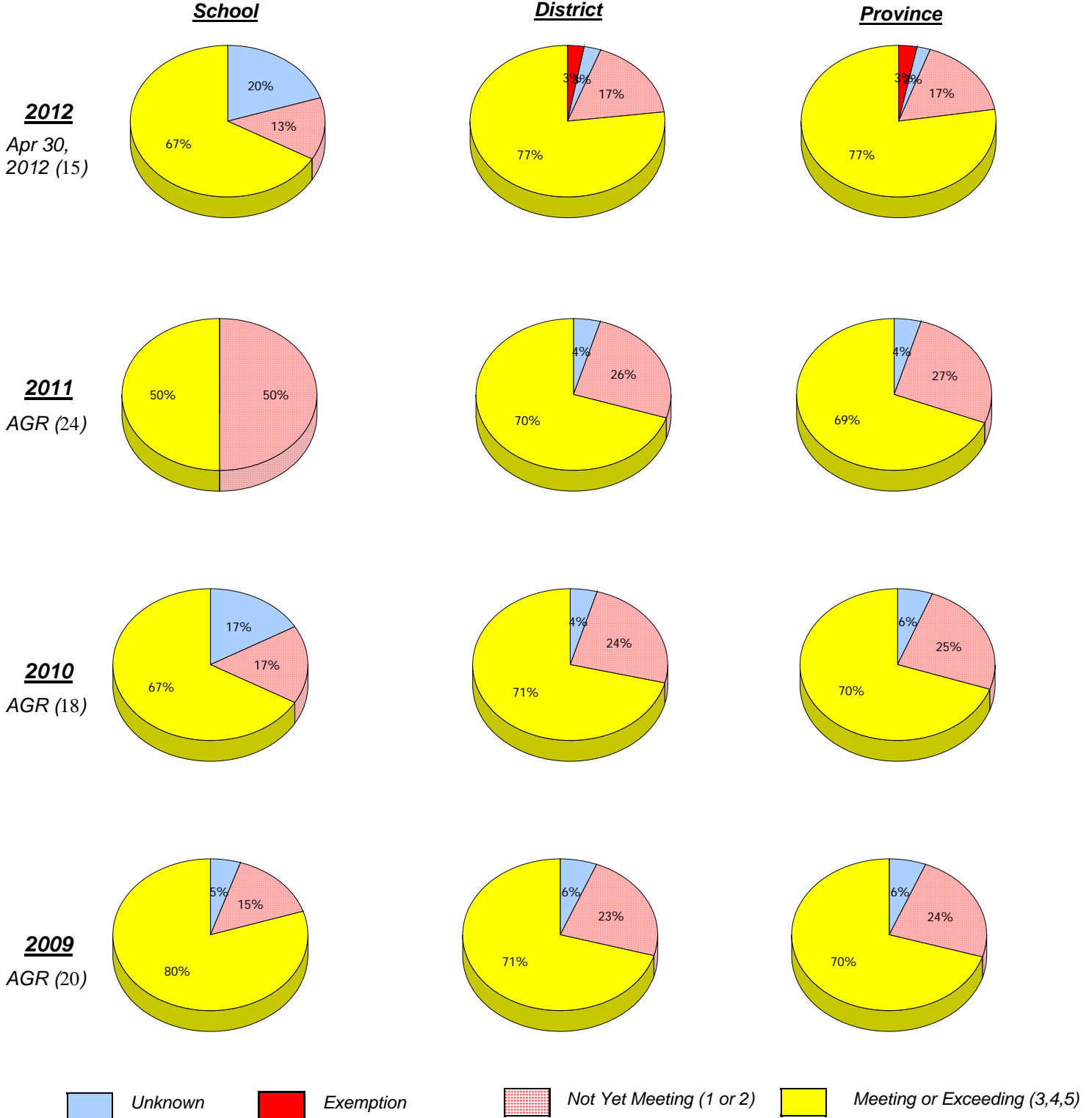
Source: Division of Evaluation and Research, Department of Education.

**Primary English Language Arts  
4 Year Provincial Assessment, June 2012  
School Report Rubrics  
(average scores)**

**District 4 - Eastern**

School #: 234    Catalina Elementary School

***Demand Writing***



\* In some cases, CRT numbers may exceed AGR numbers based on late enrolments. Pie chart is based on the number of students who wrote the CRT.

\* French Immersion students not included

\* Reading score is composite of Non-Fiction and Poet.

Mushuau Innu Natuashish School and Sheshatshiu Innu School are excluded from district and provincial results.

Source: Division of Evaluation and Research, Department of Education.

**District 4 - Eastern**

School #: 234 Catalina Elementary School

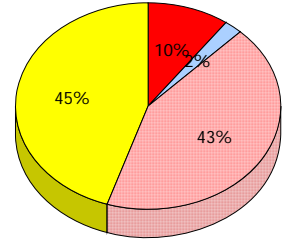
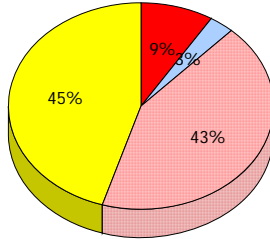
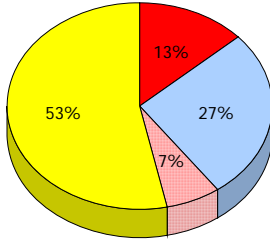
**Reading**

**School**

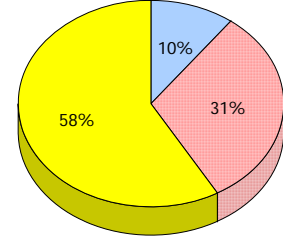
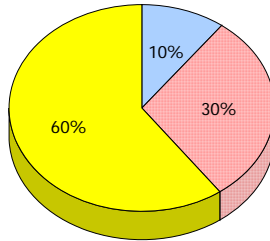
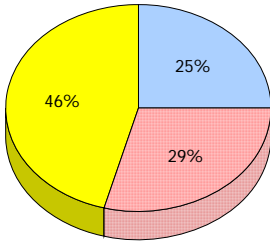
**District**

**Province**

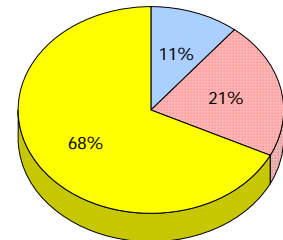
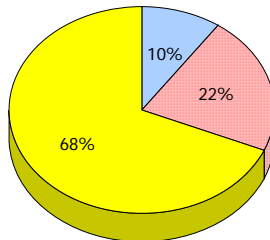
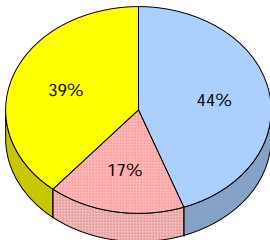
**2012**  
Apr 30,  
2012 (15)



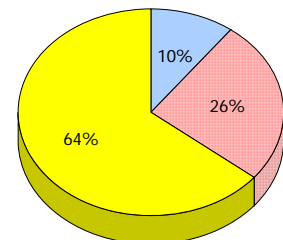
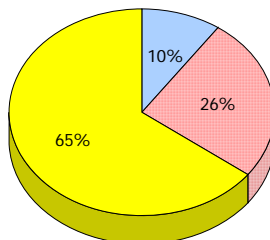
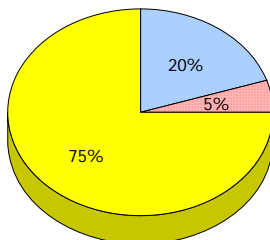
**2011**  
AGR (24)



**2010**  
AGR (18)



**2009**  
AGR (20)



*Unknown*     
  *Exemption*     
  *Not Yet Meeting (1 or 2)*     
  *Meeting or Exceeding (3,4,5)*

\* In some cases, CRT numbers may exceed AGR numbers based on late enrolments. Pie chart is based on the number of students who wrote the CRT.

\* French Immersion students not included

\* Reading score is composite of Non-Fiction and Poet.

Mushuau Innu Natuashish School and Sheshatshiu Innu School are excluded from district and provincial results.

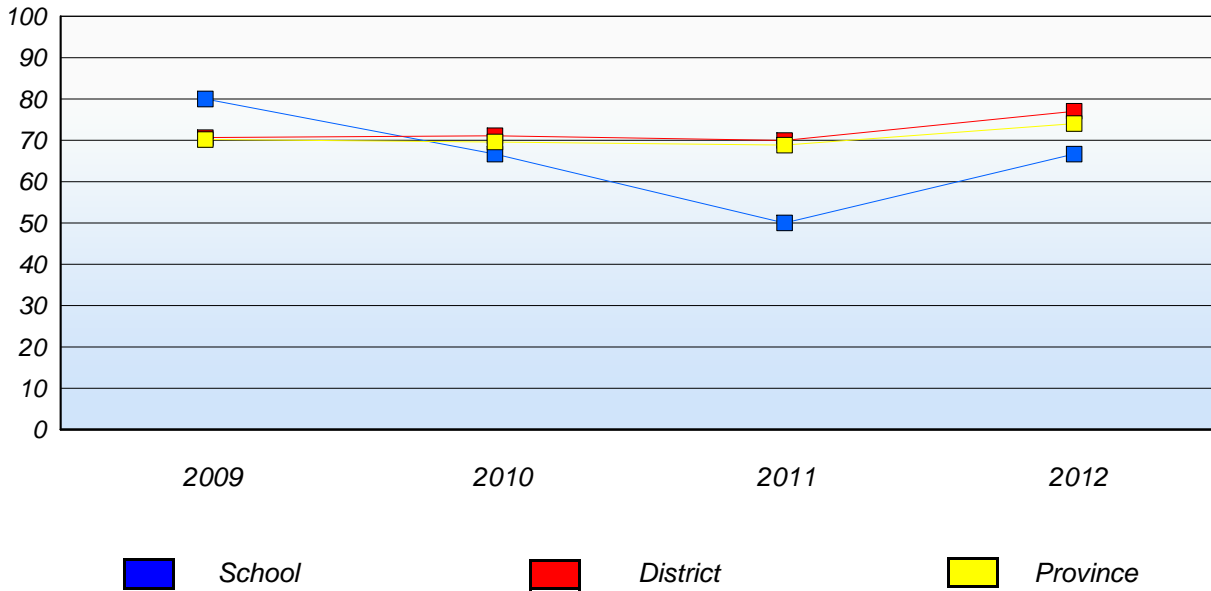
Source: Division of Evaluation and Research, Department of Education.



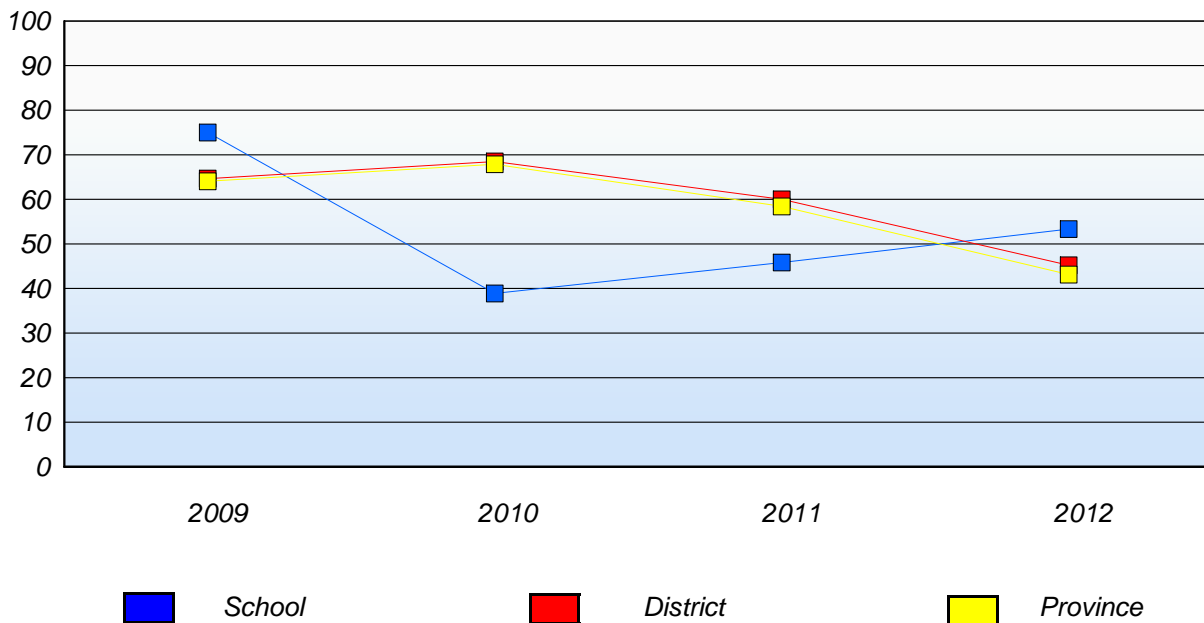
**District 4 - Eastern**

School #: 234    Catalina Elementary School

**Demand Writing**  
Percentage of students at level 3 or above (2009 - 2012)



**Reading**  
Percentage of students at level 3 or above (2009 - 2012)



\* In some cases, CRT numbers may exceed AGR numbers based on late enrolments. Pie chart is based on the number of students who wrote the CRT.

\* French Immersion students not included

\* Reading score is composite of Non-Fiction and Poet.

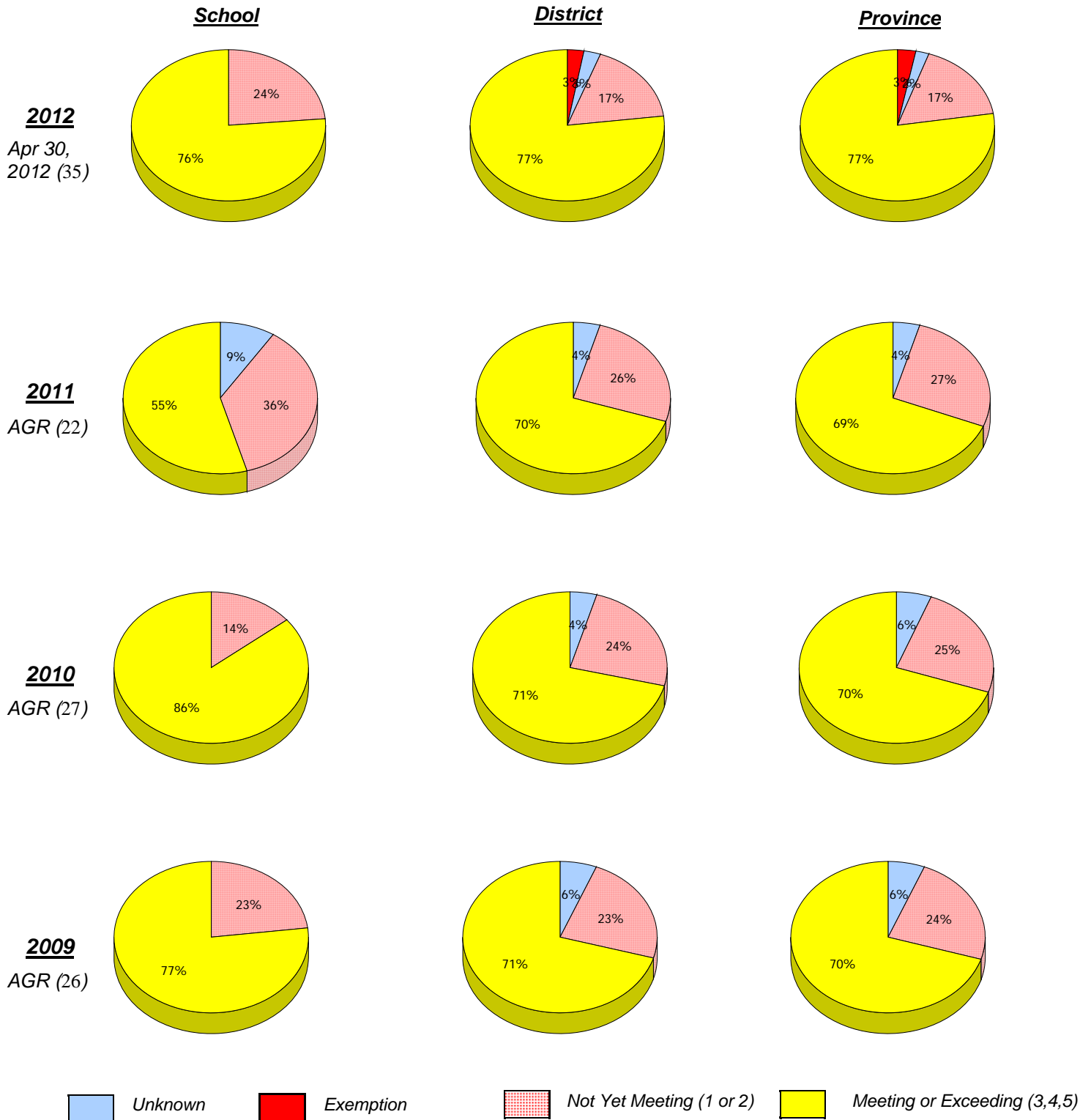
Mushuau Innu Natuashish School and Sheshatshiu Innu School are excluded from district and provincial results.

Source: Division of Evaluation and Research, Department of Education.

District 4 - Eastern

School #: 237 Anthony Paddon Elementary

**Demand Writing**



\* In some cases, CRT numbers may exceed AGR numbers based on late enrolments. Pie chart is based on the number of students who wrote the CRT.

\* French Immersion students not included

\* Reading score is composite of Non-Fiction and Poet.

Mushuau Innu Natuashish School and Sheshatshiu Innu School are excluded from district and provincial results.

Source: Division of Evaluation and Research, Department of Education.

**District 4 - Eastern**

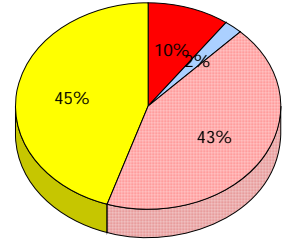
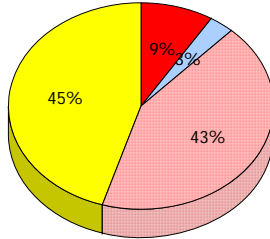
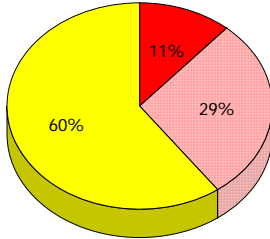
School #: 237 Anthony Paddon Elementary

**Reading  
District**

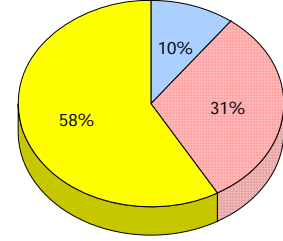
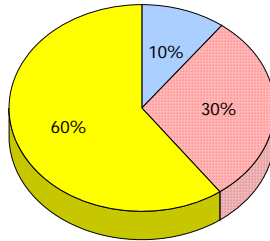
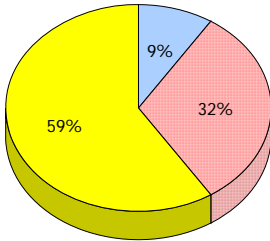
**School**

**Province**

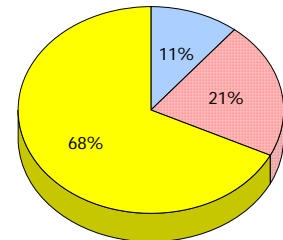
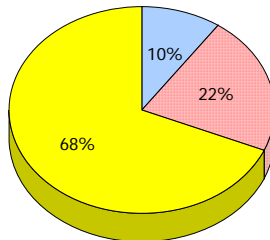
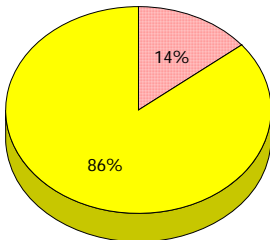
**2012**  
Apr 30,  
2012 (35)



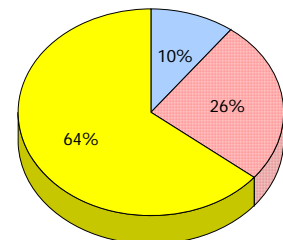
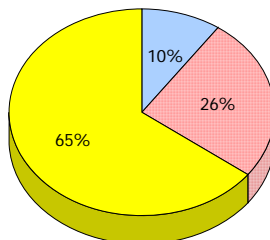
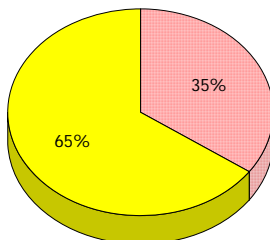
**2011**  
AGR (22)



**2010**  
AGR (27)



**2009**  
AGR (26)



Unknown
  Exemption
  Not Yet Meeting (1 or 2)
  Meeting or Exceeding (3,4,5)

\* In some cases, CRT numbers may exceed AGR numbers based on late enrolments. Pie chart is based on the number of students who wrote the CRT.

\* French Immersion students not included

\* Reading score is composite of Non-Fiction and Poet.

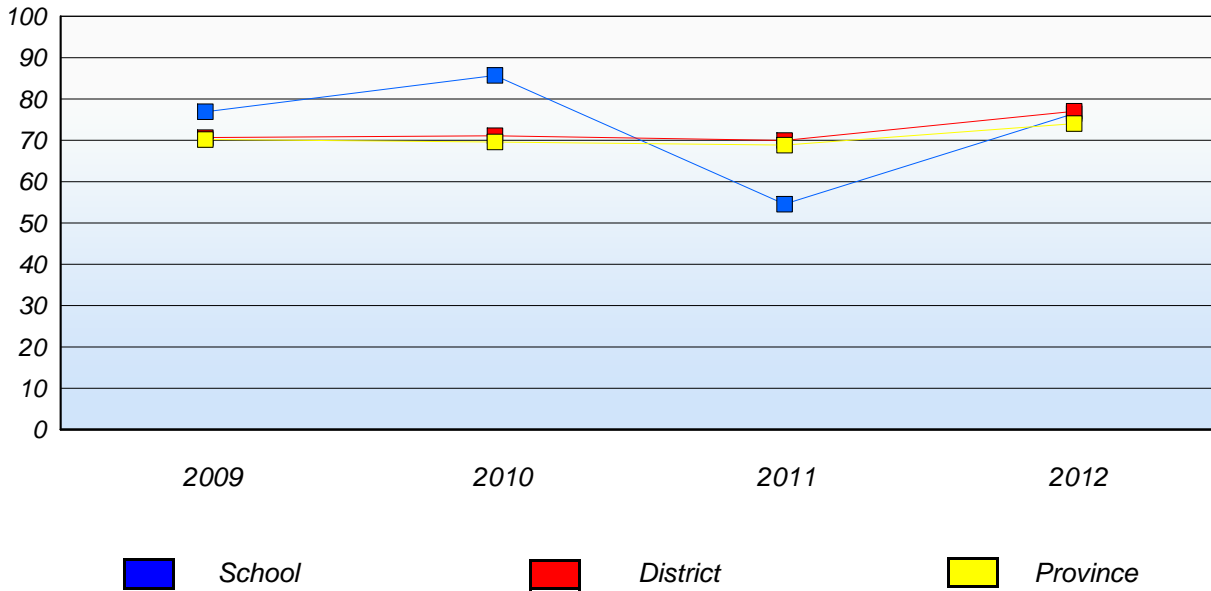
Mushuau Innu Natuashish School and Sheshatshiu Innu School are excluded from district and provincial results.

Source: Division of Evaluation and Research, Department of Education.

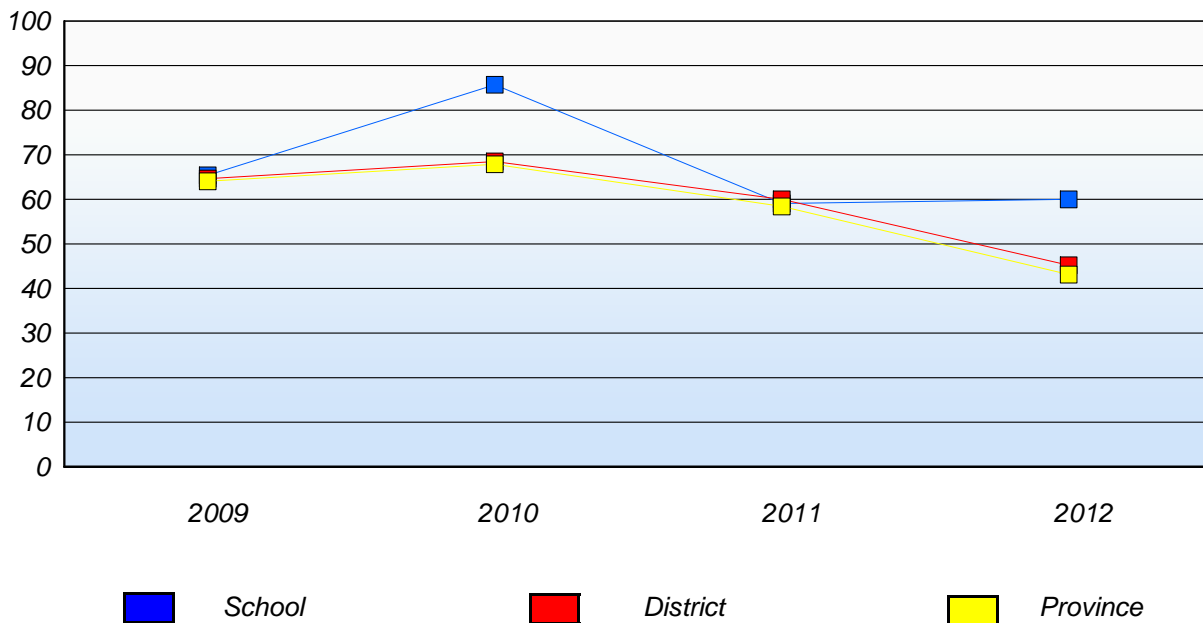
**District 4 - Eastern**

School #: 237 Anthony Paddon Elementary

**Demand Writing**  
Percentage of students at level 3 or above (2009 - 2012)



**Reading**  
Percentage of students at level 3 or above (2009 - 2012)



\* In some cases, CRT numbers may exceed AGR numbers based on late enrolments. Pie chart is based on the number of students who wrote the CRT.

\* French Immersion students not included

\* Reading score is composite of Non-Fiction and Poet.

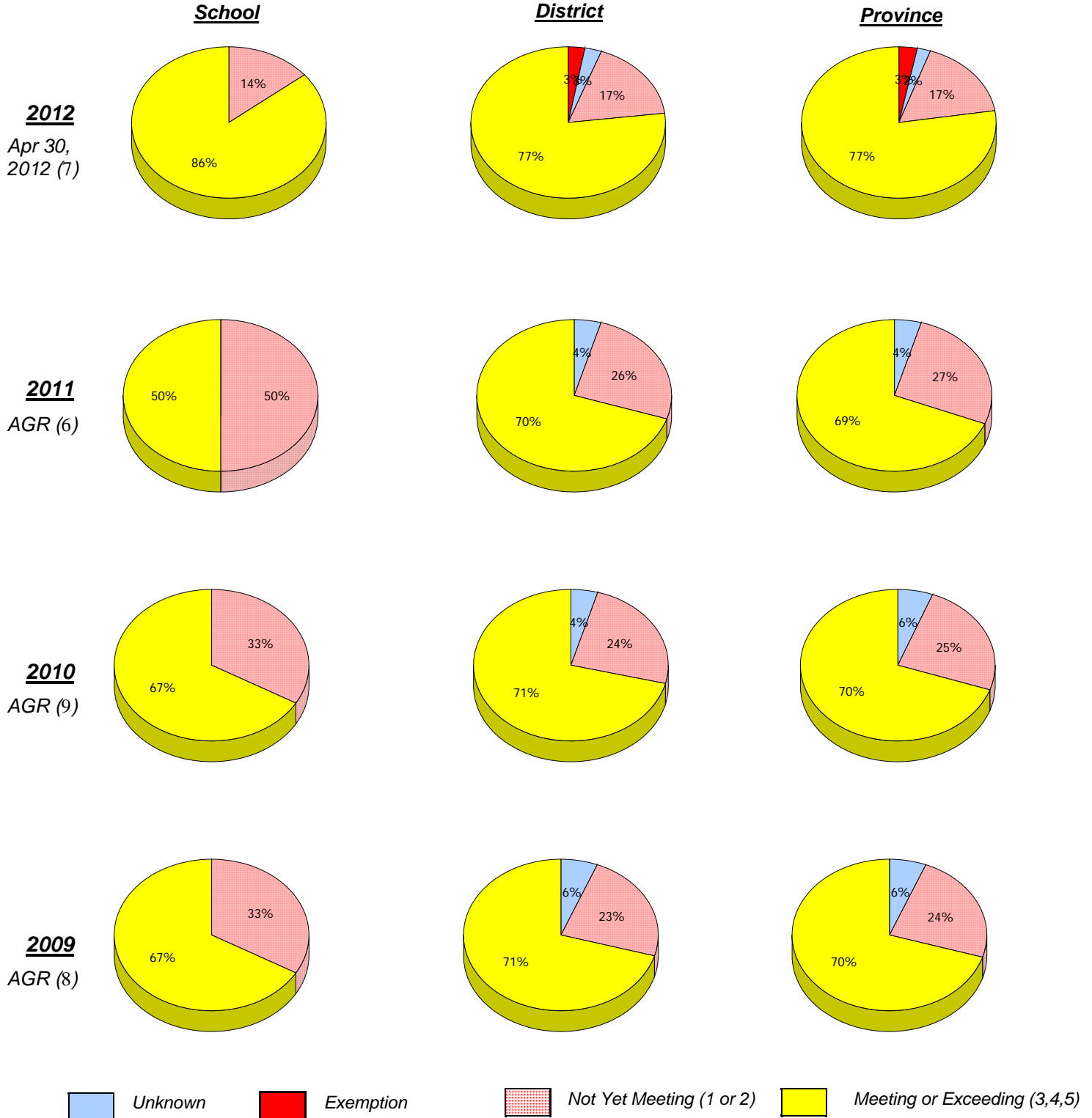
Mushuau Innu Natuashish School and Sheshatshiu Innu School are excluded from district and provincial results.

Source: Division of Evaluation and Research, Department of Education.

**District 4 - Eastern**

School #: 240 Bishop White School

***Demand Writing***



\* In some cases, CRT numbers may exceed AGR numbers based on late enrolments. Pie chart is based on the number of students who wrote the CRT.

\* French Immersion students not included

\* Reading score is composite of Non-Fiction and Poet.

Mushuau Innu Natuashish School and Sheshatshiu Innu School are excluded from district and provincial results.

Source: Division of Evaluation and Research, Department of Education.

**Primary English Language Arts  
4 Year Provincial Assessment, June 2012  
School Report Rubrics  
(average scores)**

**District 4 - Eastern**

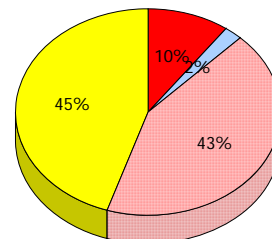
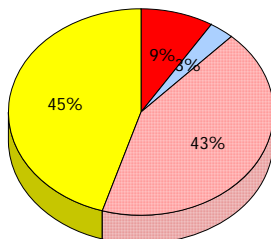
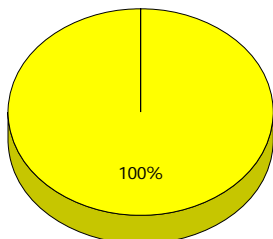
School #: 240 Bishop White School

**Reading**  
**District**

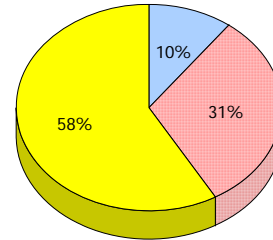
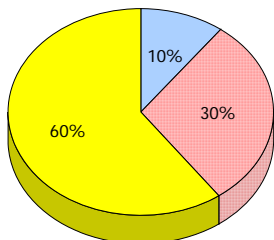
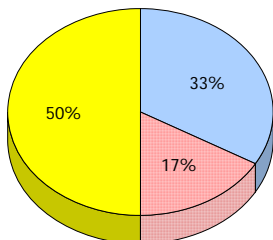
**School**

**Province**

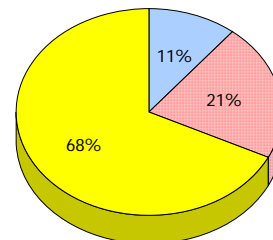
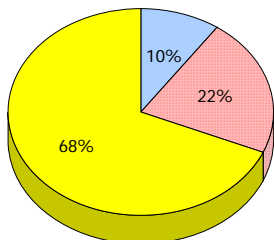
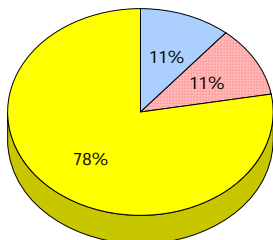
**2012**  
Apr 30,  
2012 (7)



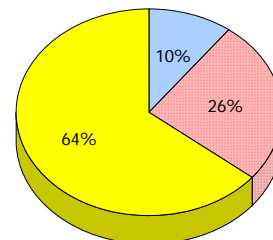
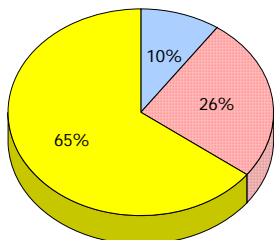
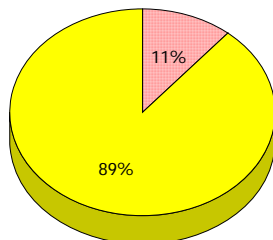
**2011**  
AGR (6)



**2010**  
AGR (9)



**2009**  
AGR (8)



Unknown
  Exemption
  Not Yet Meeting (1 or 2)
  Meeting or Exceeding (3,4,5)

\* In some cases, CRT numbers may exceed AGR numbers based on late enrolments. Pie chart is based on the number of students who wrote the CRT.

\* French Immersion students not included

\* Reading score is composite of Non-Fiction and Poet.

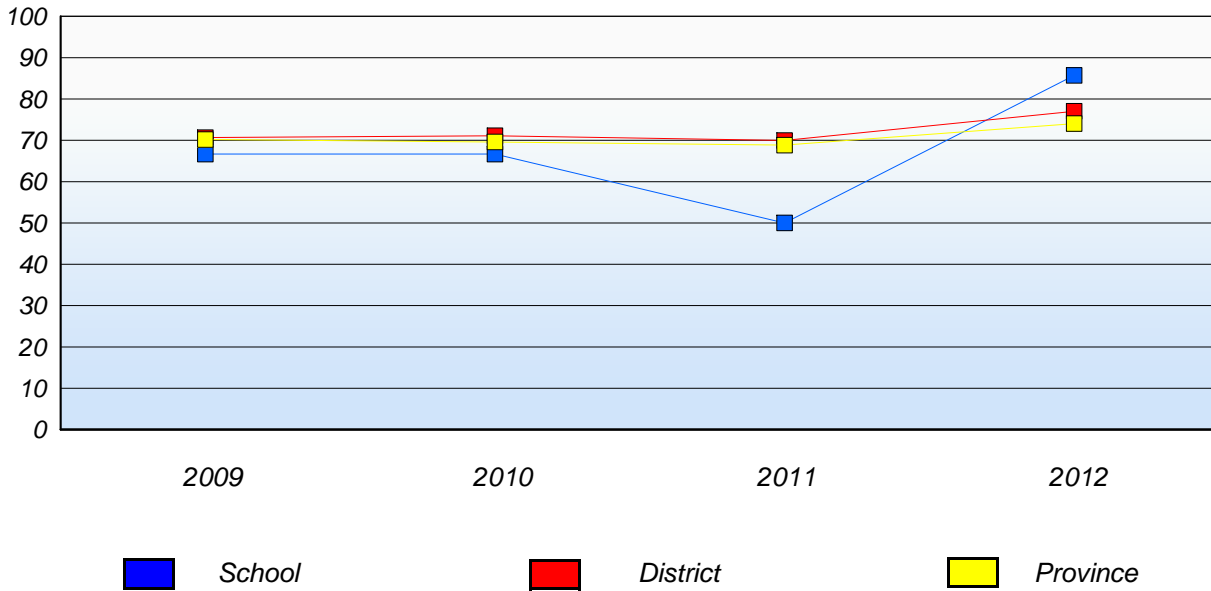
Mushuau Innu Natuashish School and Sheshatshiu Innu School are excluded from district and provincial results.

Source: Division of Evaluation and Research, Department of Education.

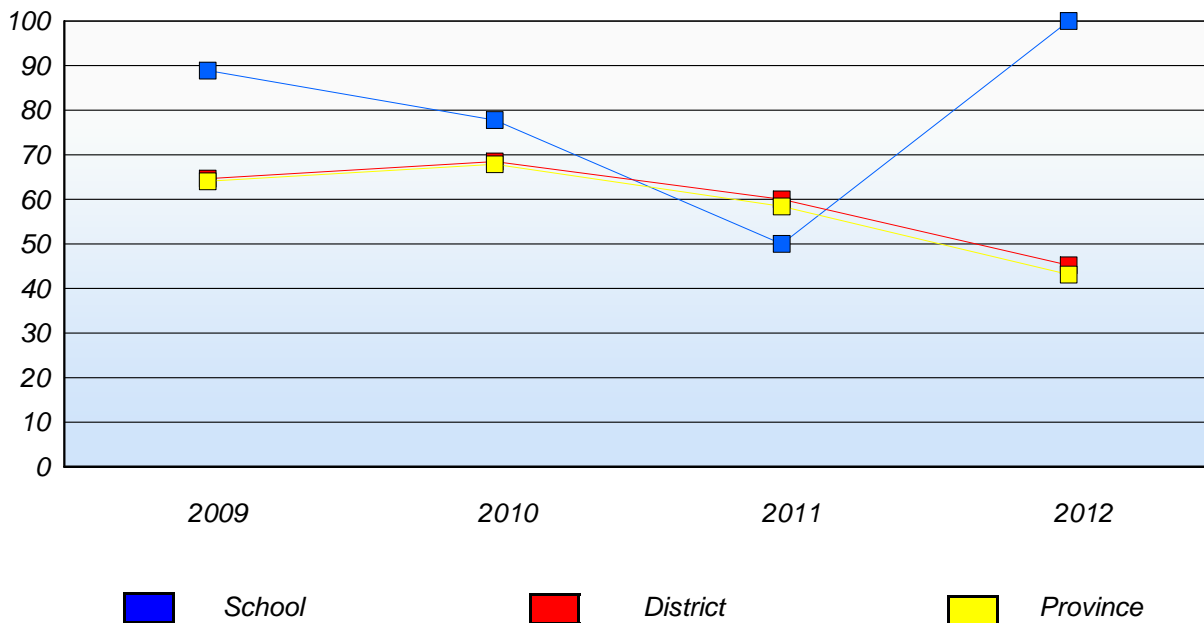
**District 4 - Eastern**

School #: 240 Bishop White School

**Demand Writing**  
Percentage of students at level 3 or above (2009 - 2012)



**Reading**  
Percentage of students at level 3 or above (2009 - 2012)



\* In some cases, CRT numbers may exceed AGR numbers based on late enrolments. Pie chart is based on the number of students who wrote the CRT.

\* French Immersion students not included

\* Reading score is composite of Non-Fiction and Poet.

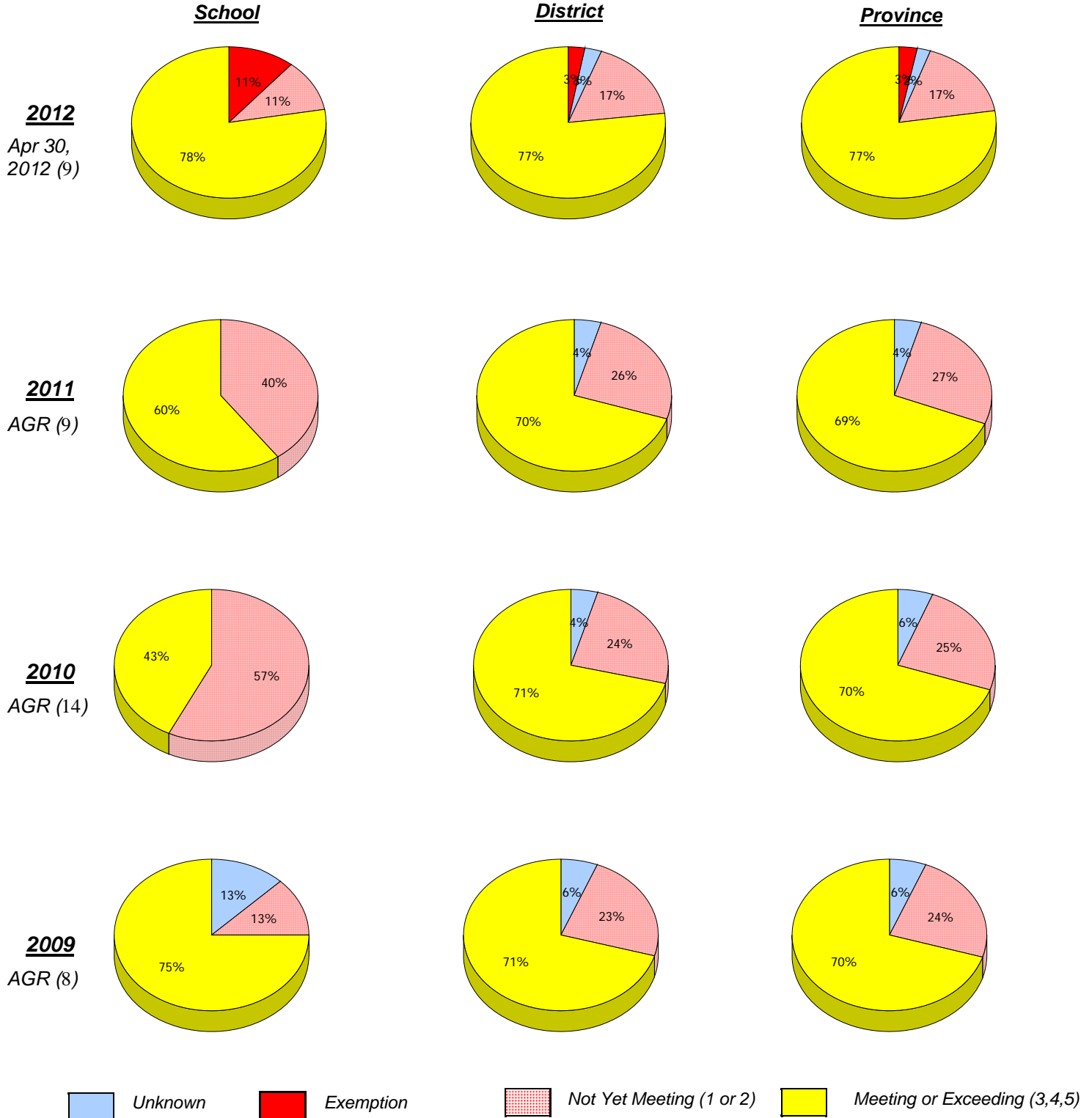
Mushuau Innu Natuashish School and Sheshatshiu Innu School are excluded from district and provincial results.

Source: Division of Evaluation and Research, Department of Education.

**District 4 - Eastern**

School #: 242    Random Island Academy

***Demand Writing***



\* In some cases, CRT numbers may exceed AGR numbers based on late enrolments. Pie chart is based on the number of students who wrote the CRT.

\* French Immersion students not included

\* Reading score is composite of Non-Fiction and Poet.

Mushuau Innu Natuashish School and Sheshatshiu Innu School are excluded from district and provincial results.

Source: Division of Evaluation and Research, Department of Education.



**District 4 - Eastern**

School #: 242 Random Island Academy

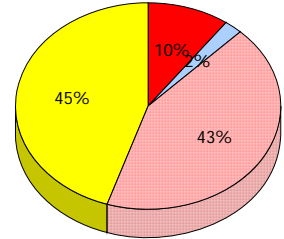
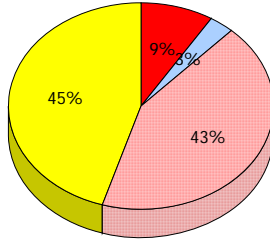
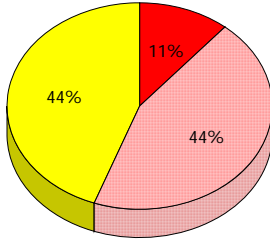
**Reading**

**School**

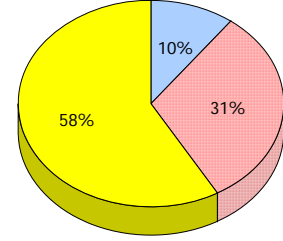
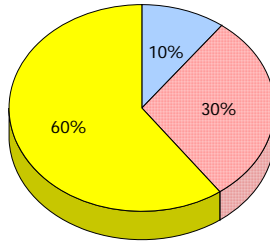
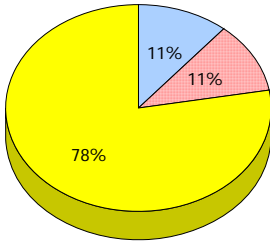
**District**

**Province**

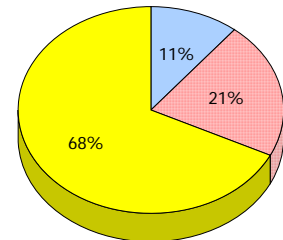
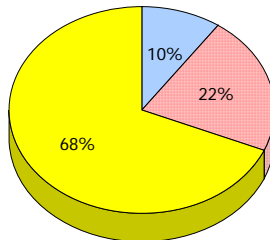
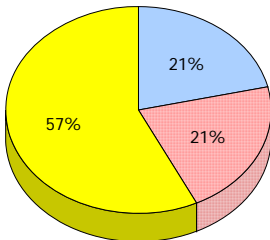
**2012**  
Apr 30,  
2012 (9)



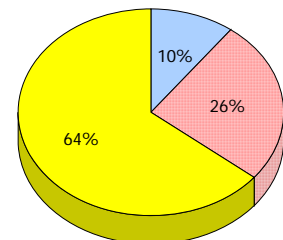
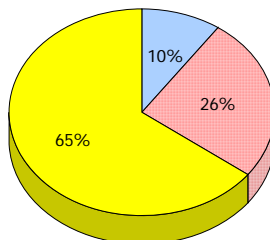
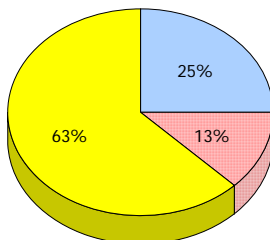
**2011**  
AGR (9)



**2010**  
AGR (14)



**2009**  
AGR (8)



Unknown
  Exemption
  Not Yet Meeting (1 or 2)
  Meeting or Exceeding (3,4,5)

\* In some cases, CRT numbers may exceed AGR numbers based on late enrolments. Pie chart is based on the number of students who wrote the CRT.

\* French Immersion students not included

\* Reading score is composite of Non-Fiction and Poet.

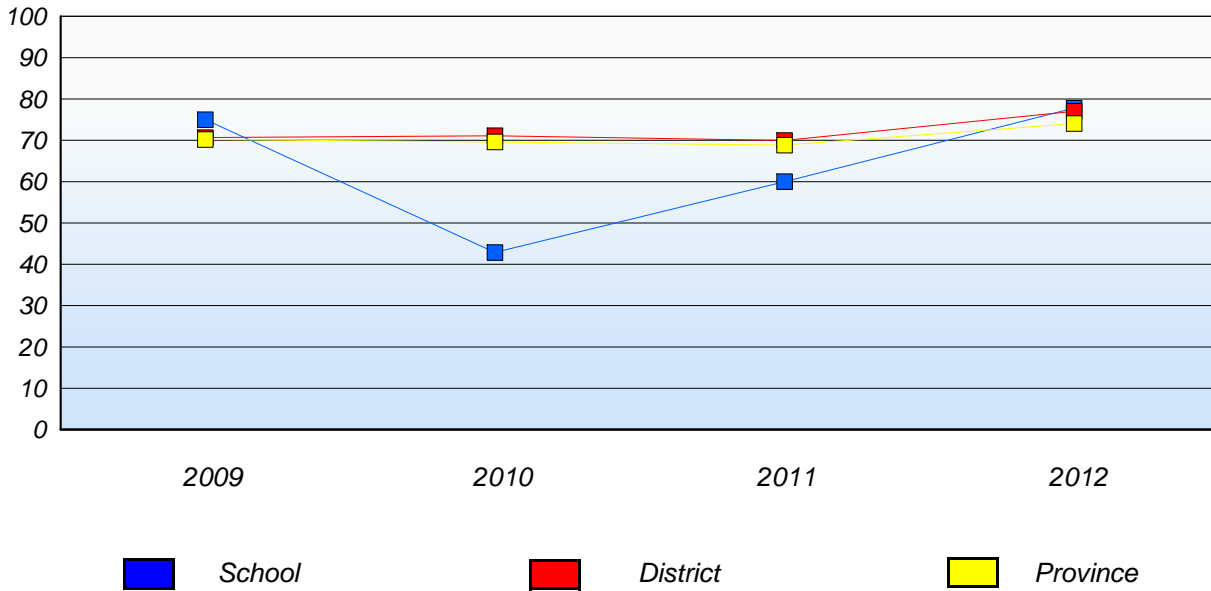
Mushuau Innu Natuashish School and Sheshatshiu Innu School are excluded from district and provincial results.

Source: Division of Evaluation and Research, Department of Education.

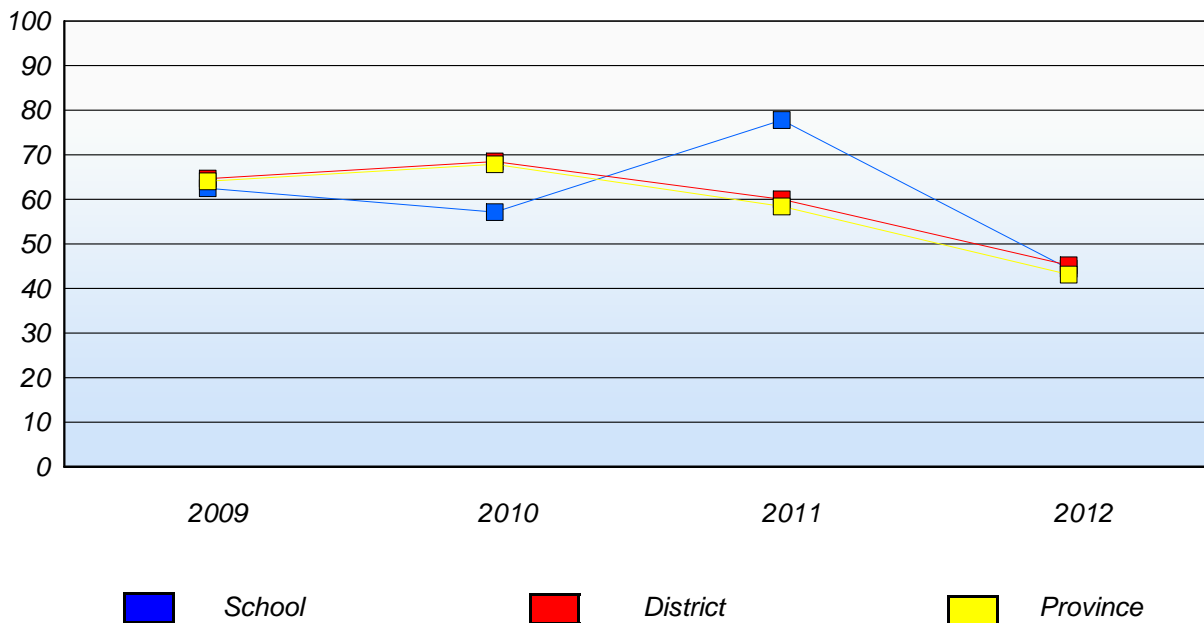
**District 4 - Eastern**

School #: 242 Random Island Academy

**Demand Writing**  
Percentage of students at level 3 or above (2009 - 2012)



**Reading**  
Percentage of students at level 3 or above (2009 - 2012)



\* In some cases, CRT numbers may exceed AGR numbers based on late enrolments. Pie chart is based on the number of students who wrote the CRT.

\* French Immersion students not included

\* Reading score is composite of Non-Fiction and Poet.

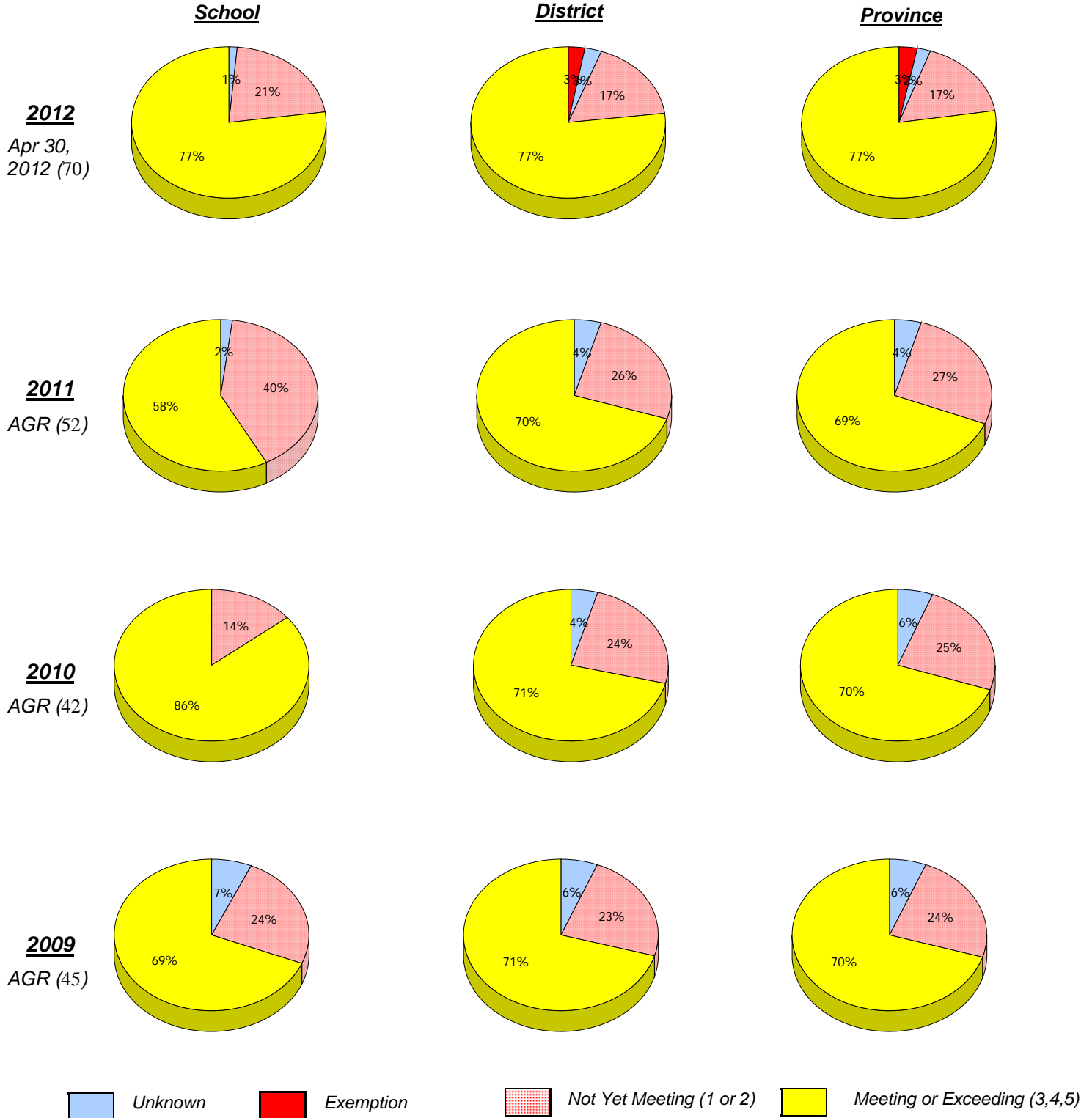
Mushuau Innu Natuashish School and Sheshatshiu Innu School are excluded from district and provincial results.

Source: Division of Evaluation and Research, Department of Education.

District 4 - Eastern

School #: 243 Riverside Elementary

**Demand Writing**



\* In some cases, CRT numbers may exceed AGR numbers based on late enrolments. Pie chart is based on the number of students who wrote the CRT.

\* French Immersion students not included

\* Reading score is composite of Non-Fiction and Poet.

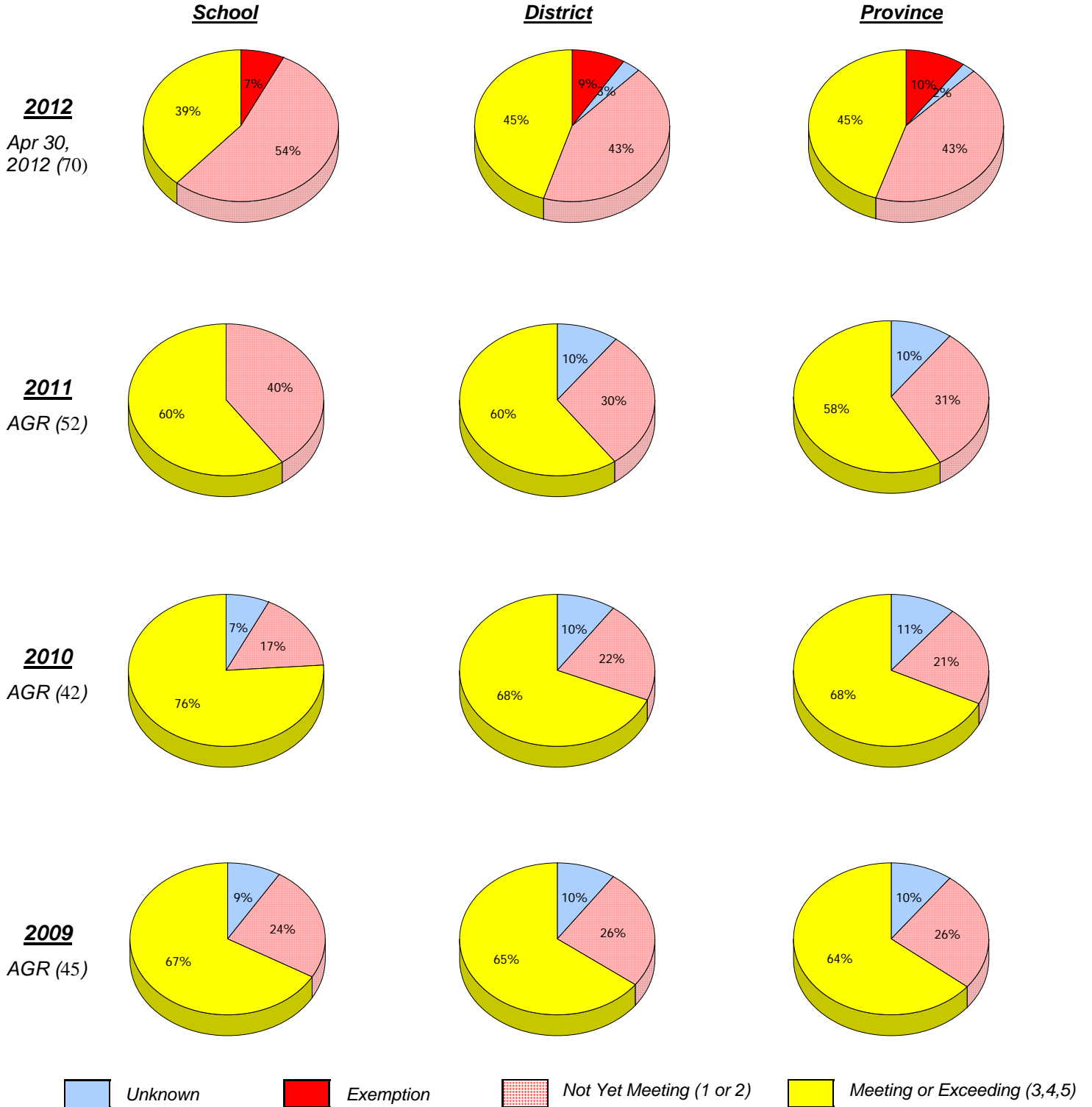
Mushuau Innu Natuashish School and Sheshatshiu Innu School are excluded from district and provincial results.

Source: Division of Evaluation and Research, Department of Education.

**District 4 - Eastern**

School #: 243 Riverside Elementary

**Reading  
District**



\* In some cases, CRT numbers may exceed AGR numbers based on late enrolments. Pie chart is based on the number of students who wrote the CRT.

\* French Immersion students not included

\* Reading score is composite of Non-Fiction and Poet.

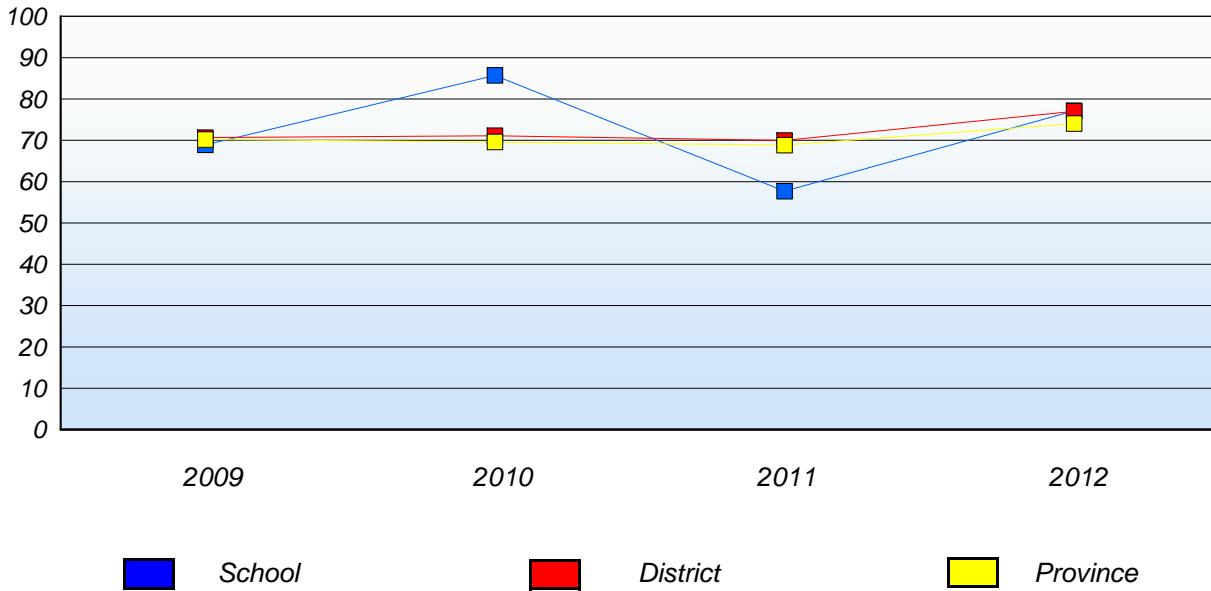
Mushuau Innu Natuashish School and Sheshatshiu Innu School are excluded from district and provincial results.

Source: Division of Evaluation and Research, Department of Education.

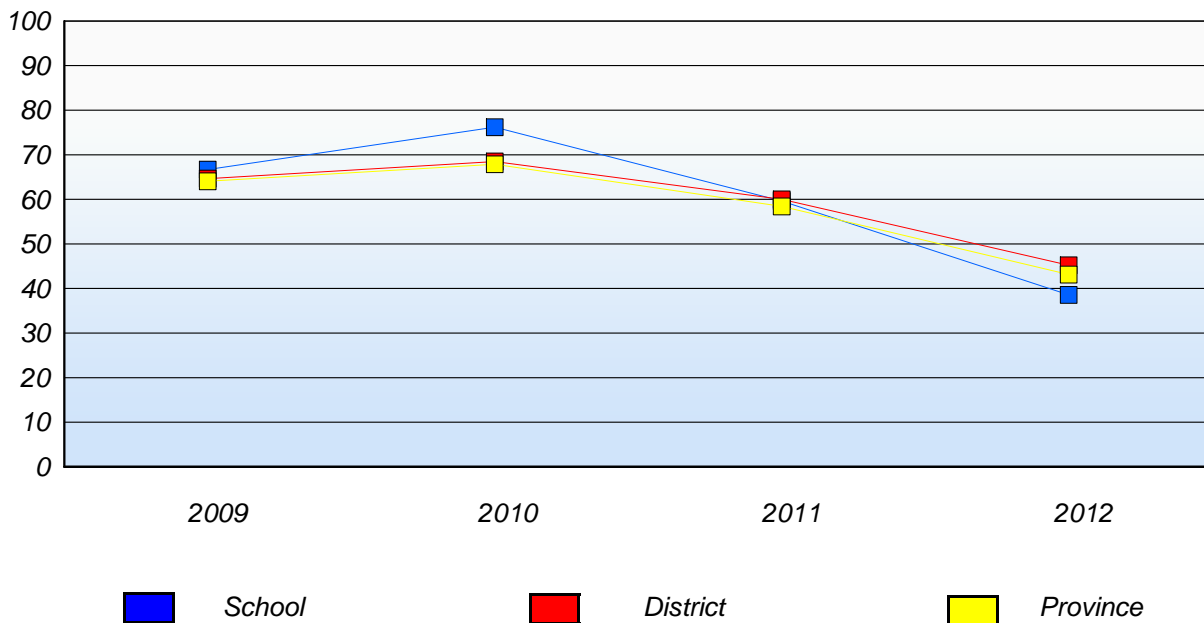
**District 4 - Eastern**

School #: 243 Riverside Elementary

**Demand Writing**  
Percentage of students at level 3 or above (2009 - 2012)



**Reading**  
Percentage of students at level 3 or above (2009 - 2012)



\* In some cases, CRT numbers may exceed AGR numbers based on late enrolments. Pie chart is based on the number of students who wrote the CRT.

\* French Immersion students not included

\* Reading score is composite of Non-Fiction and Poet.

Mushuau Innu Natuashish School and Sheshatshiu Innu School are excluded from district and provincial results.

Source: Division of Evaluation and Research, Department of Education.

District 4 - Eastern

School #: 246 Swift Current Academy

**Demand Writing**

**School**

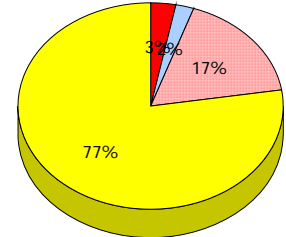
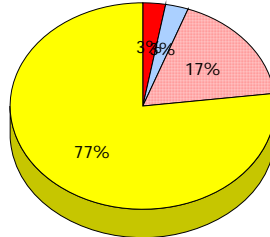
*School data with 5 or fewer students withheld for reasons of confidentiality.*

**District**

**Province**

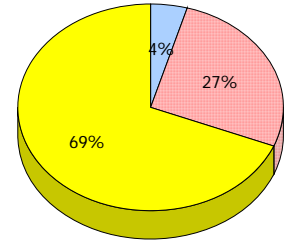
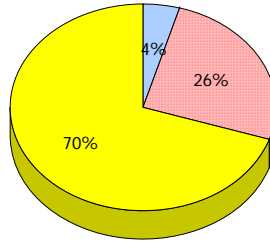
**2012**

Apr 30,  
2012 (3)



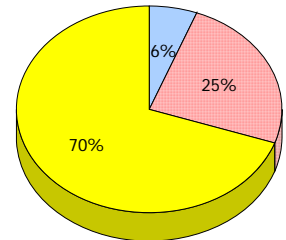
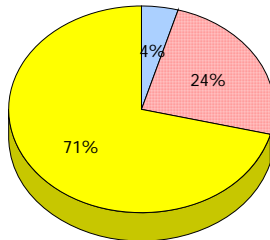
**2011**

AGR (2)



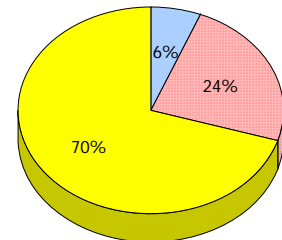
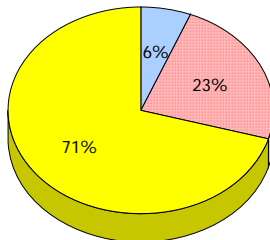
**2010**

AGR (3)



**2009**

AGR (5)



Unknown
  Exemption
  Not Yet Meeting (1 or 2)
  Meeting or Exceeding (3,4,5)

\* In some cases, CRT numbers may exceed AGR numbers based on late enrolments. Pie chart is based on the number of students who wrote the CRT.

\* French Immersion students not included

\* Reading score is composite of Non-Fiction and Poet.

Mushuau Innu Natuashish School and Sheshatshiu Innu School are excluded from district and provincial results.

Source: Division of Evaluation and Research, Department of Education.

**District 4 - Eastern**

School #: 246    Swift Current Academy

**School**

*School data with 5 or fewer students  
withheld for reasons of confidentiality.*

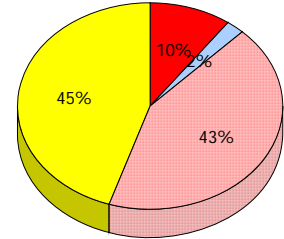
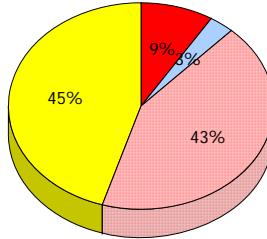
**Reading**

**District**

**Province**

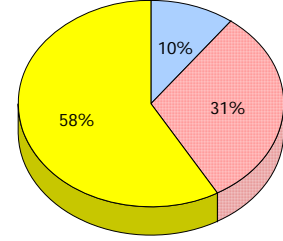
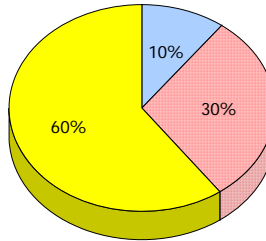
**2012**

Apr 30,  
2012 (3)



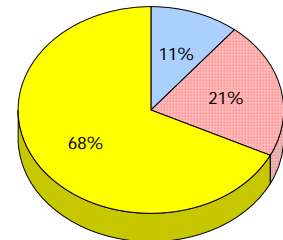
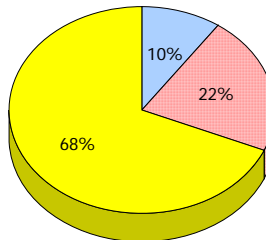
**2011**

AGR (2)



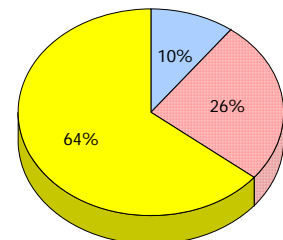
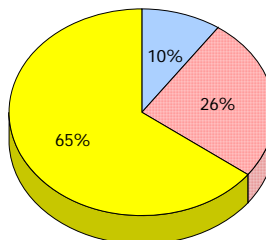
**2010**

AGR (3)



**2009**

AGR (5)



*Unknown*     
  *Exemption*     
  *Not Yet Meeting (1 or 2)*     
  *Meeting or Exceeding (3,4,5)*

\* In some cases, CRT numbers may exceed AGR numbers based on late enrolments. Pie chart is based on the number of students who wrote the CRT.

\* French Immersion students not included

\* Reading score is composite of Non-Fiction and Poet.

Mushuau Innu Natuashish School and Sheshatshiu Innu School are excluded from district and provincial results.

District 4 - Eastern

School #: 246    Swift Current Academy

---

**Demand Writing**

*Percentage of students at level 3 or above (2009 - 2012)*

*School data with 5 or fewer students withheld for reasons of confidentiality.*



**Reading**

*Percentage of students at level 3 or above (2009 - 2012)*

*School data with 5 or fewer students withheld for reasons of confidentiality.*




---

\* In some cases, CRT numbers may exceed AGR numbers based on late enrolments. Pie chart is based on the number of students who wrote the CRT.

\* French Immersion students not included

\* Reading score is composite of Non-Fiction and Poet.

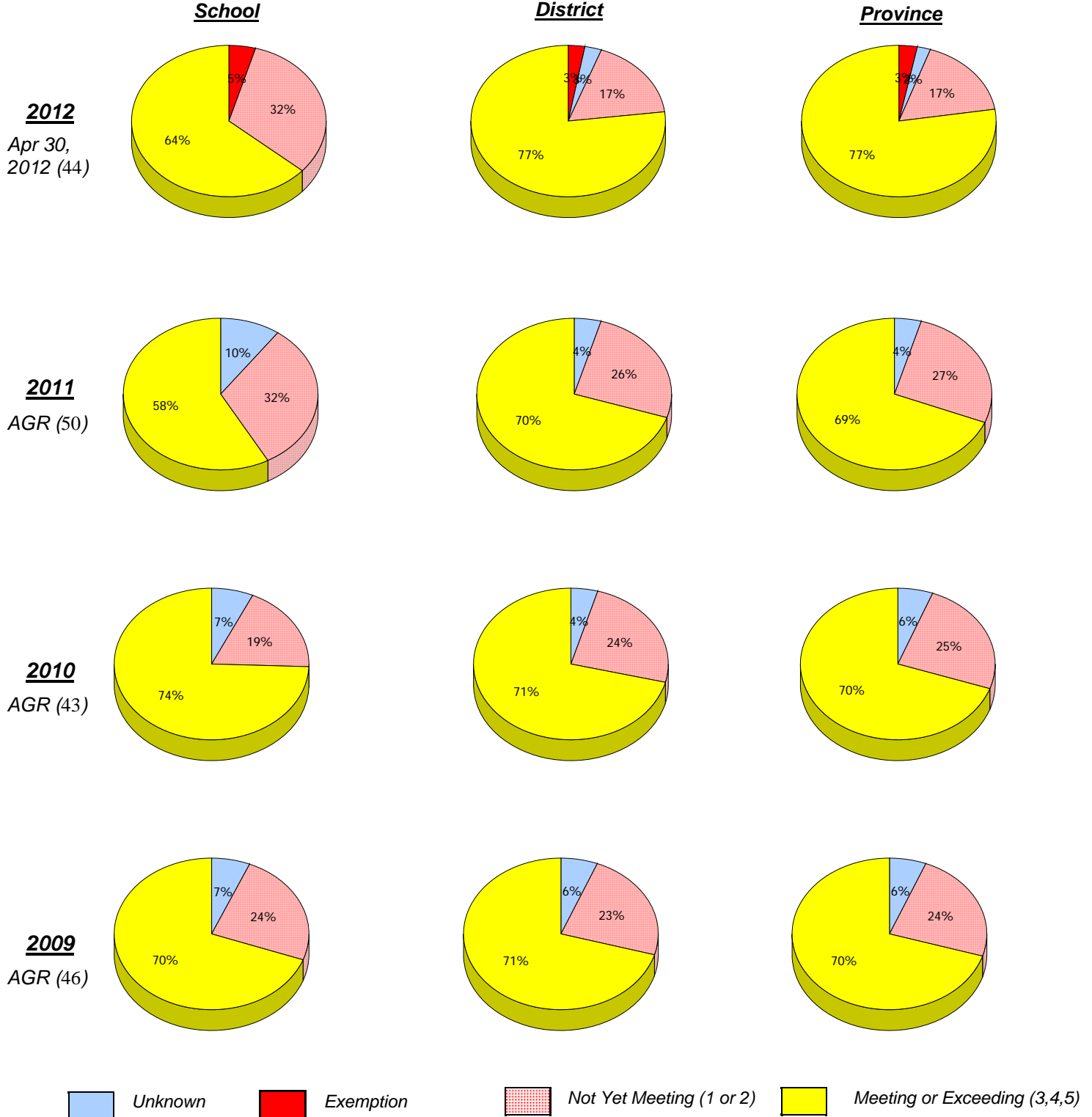
Mushuau Innu Natuashish School and Sheshatshiu Innu School are excluded from district and provincial results.



District 4 - Eastern

School #: 254 Davis Elementary

**Demand Writing**



\* In some cases, CRT numbers may exceed AGR numbers based on late enrolments. Pie chart is based on the number of students who wrote the CRT.

\* French Immersion students not included

\* Reading score is composite of Non-Fiction and Poet.

Mushuau Innu Natuashish School and Sheshatshiu Innu School are excluded from district and provincial results.

Source: Division of Evaluation and Research, Department of Education.

**District 4 - Eastern**

School #: 254 Davis Elementary

**Reading**

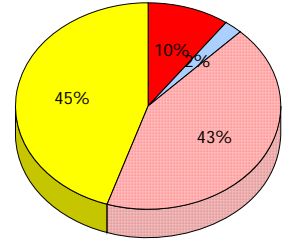
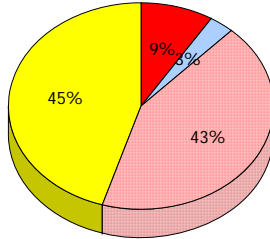
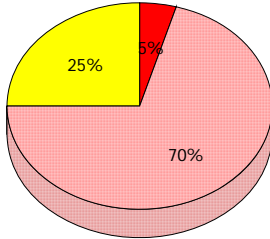
**School**

**District**

**Province**

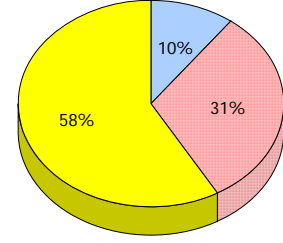
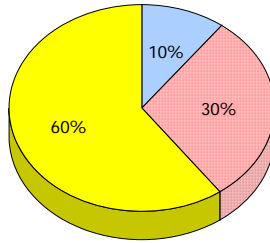
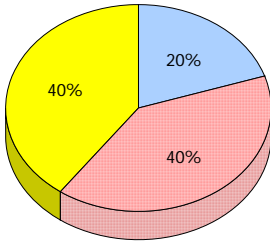
**2012**

Apr 30,  
2012 (44)



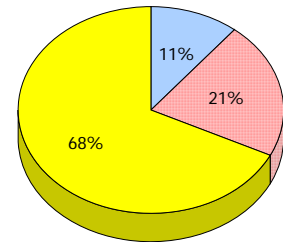
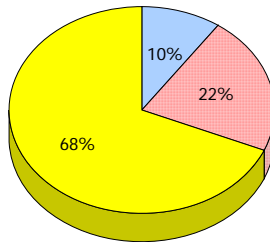
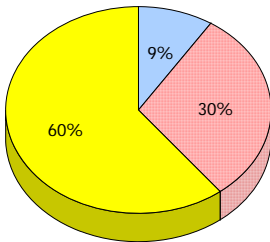
**2011**

AGR (50)



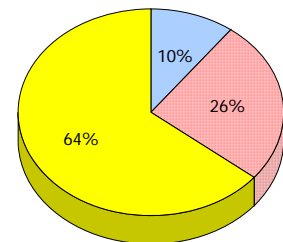
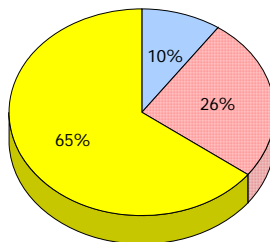
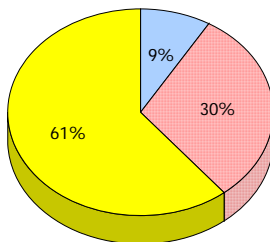
**2010**

AGR (43)



**2009**

AGR (46)



Unknown
  Exemption
  Not Yet Meeting (1 or 2)
  Meeting or Exceeding (3,4,5)

\* In some cases, CRT numbers may exceed AGR numbers based on late enrolments. Pie chart is based on the number of students who wrote the CRT.

\* French Immersion students not included

\* Reading score is composite of Non-Fiction and Poet.

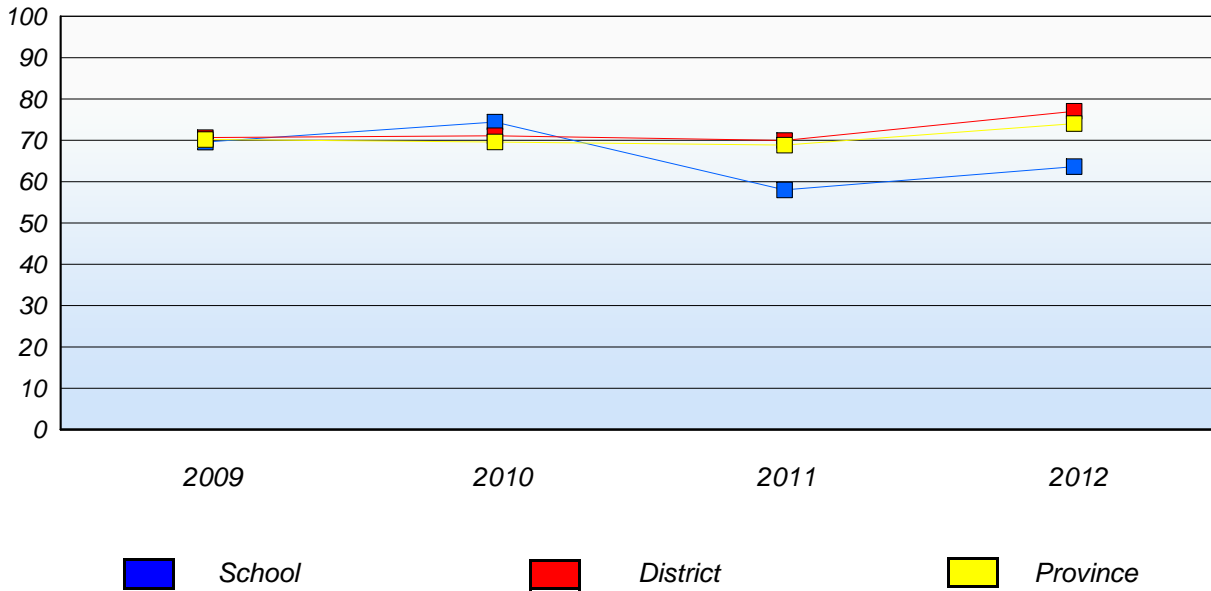
Mushuau Innu Natuashish School and Sheshatshiu Innu School are excluded from district and provincial results.

Source: Division of Evaluation and Research, Department of Education.

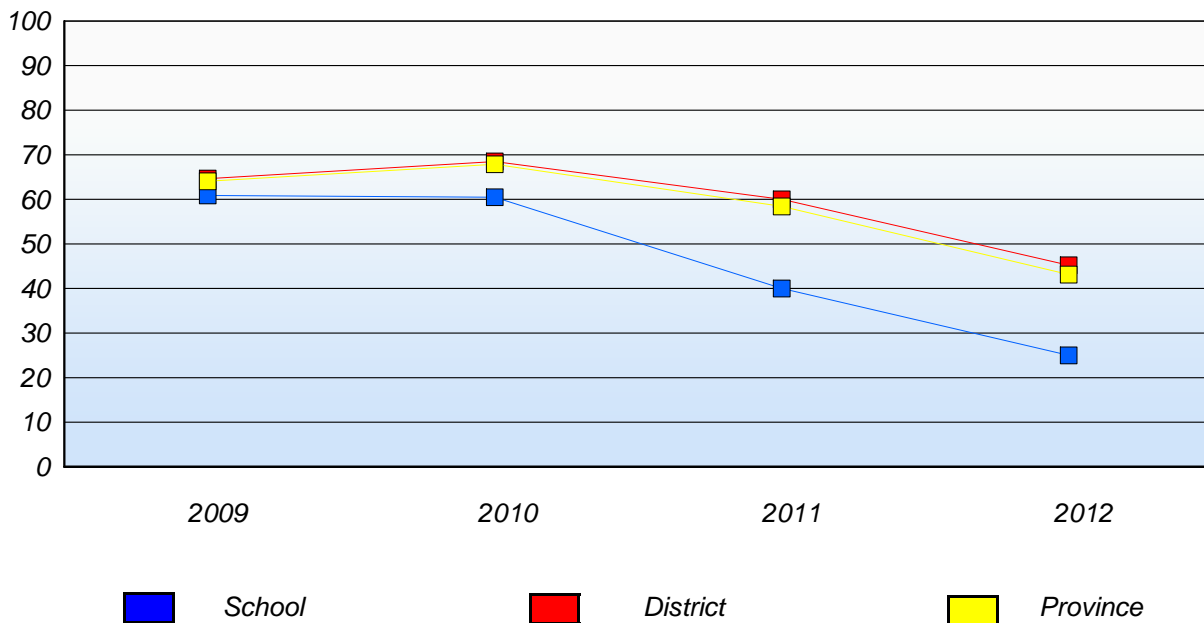
**District 4 - Eastern**

School #: 254 Davis Elementary

**Demand Writing**  
Percentage of students at level 3 or above (2009 - 2012)



**Reading**  
Percentage of students at level 3 or above (2009 - 2012)



\* In some cases, CRT numbers may exceed AGR numbers based on late enrolments. Pie chart is based on the number of students who wrote the CRT.

\* French Immersion students not included

\* Reading score is composite of Non-Fiction and Poet.

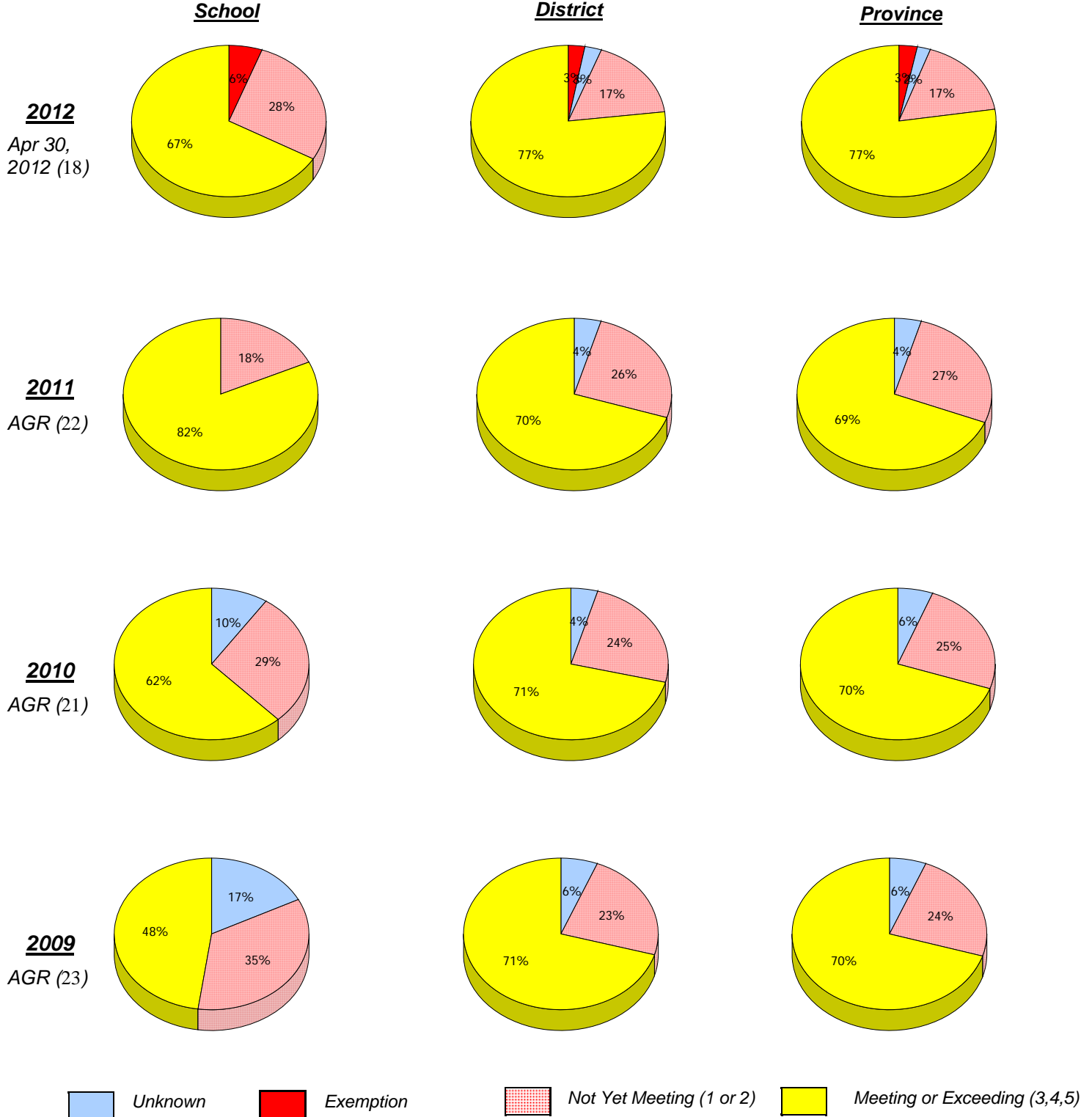
Mushuau Innu Natuashish School and Sheshatshiu Innu School are excluded from district and provincial results.

Source: Division of Evaluation and Research, Department of Education.

District 4 - Eastern

School #: 258 Holy Family Elementary

**Demand Writing**



\* In some cases, CRT numbers may exceed AGR numbers based on late enrolments. Pie chart is based on the number of students who wrote the CRT.

\* French Immersion students not included

\* Reading score is composite of Non-Fiction and Poet.

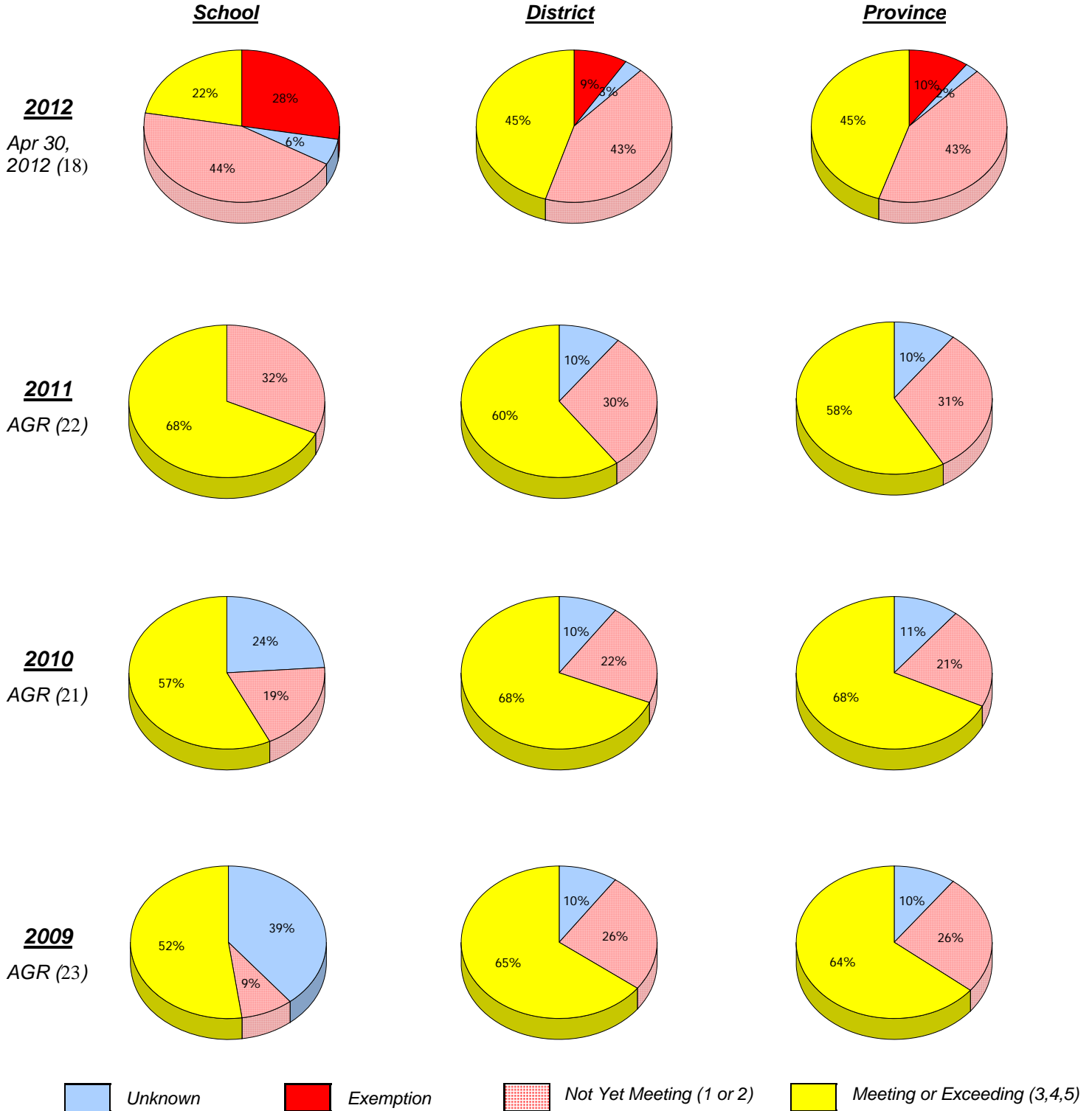
Mushuau Innu Natuashish School and Sheshatshiu Innu School are excluded from district and provincial results.

Source: Division of Evaluation and Research, Department of Education.

**District 4 - Eastern**

School #: 258 Holy Family Elementary

**Reading  
District**



\* In some cases, CRT numbers may exceed AGR numbers based on late enrolments. Pie chart is based on the number of students who wrote the CRT.

\* French Immersion students not included

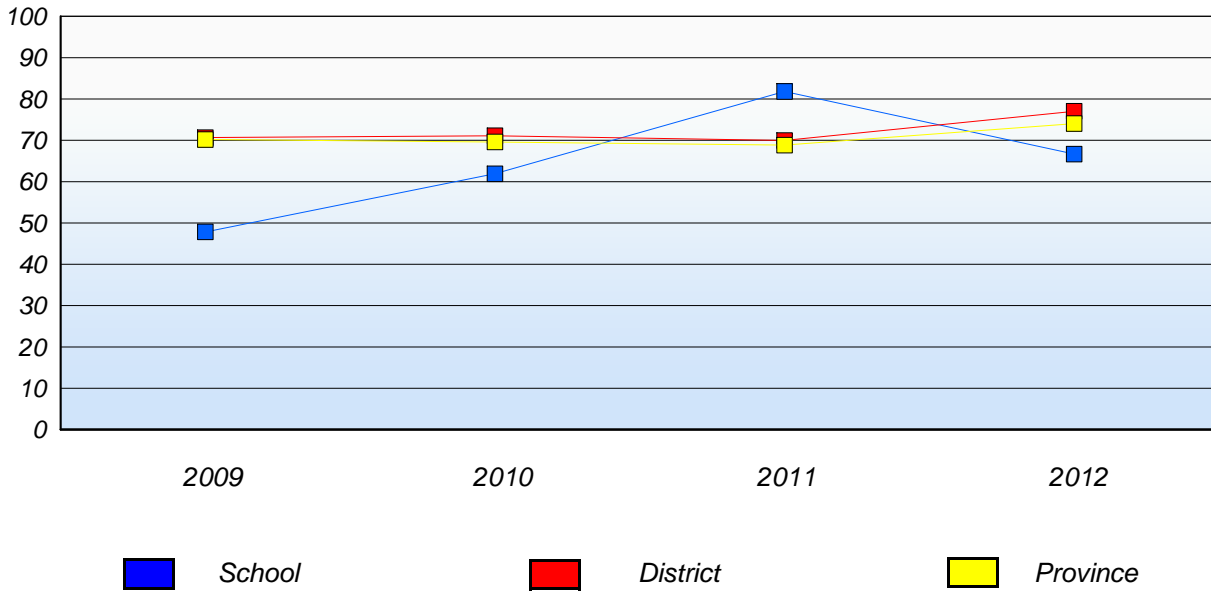
\* Reading score is composite of Non-Fiction and Poet.

Mushuau Innu Natuashish School and Sheshatshiu Innu School are excluded from district and provincial results.

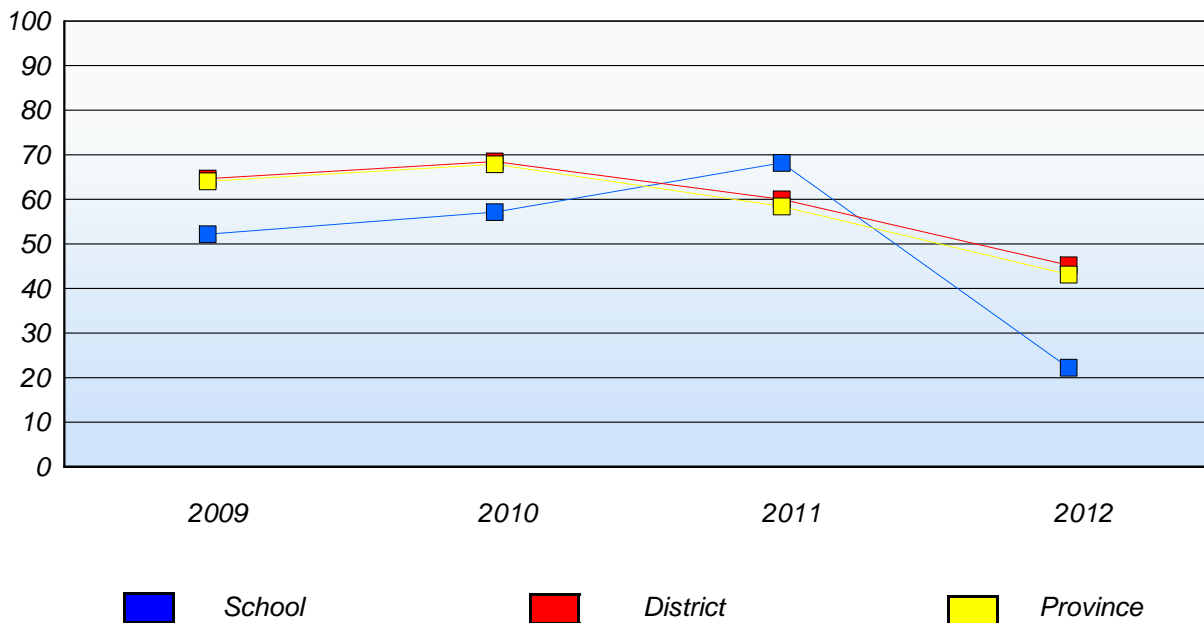
**District 4 - Eastern**

School #: 258 Holy Family Elementary

**Demand Writing**  
Percentage of students at level 3 or above (2009 - 2012)



**Reading**  
Percentage of students at level 3 or above (2009 - 2012)



\* In some cases, CRT numbers may exceed AGR numbers based on late enrolments. Pie chart is based on the number of students who wrote the CRT.

\* French Immersion students not included

\* Reading score is composite of Non-Fiction and Poet.

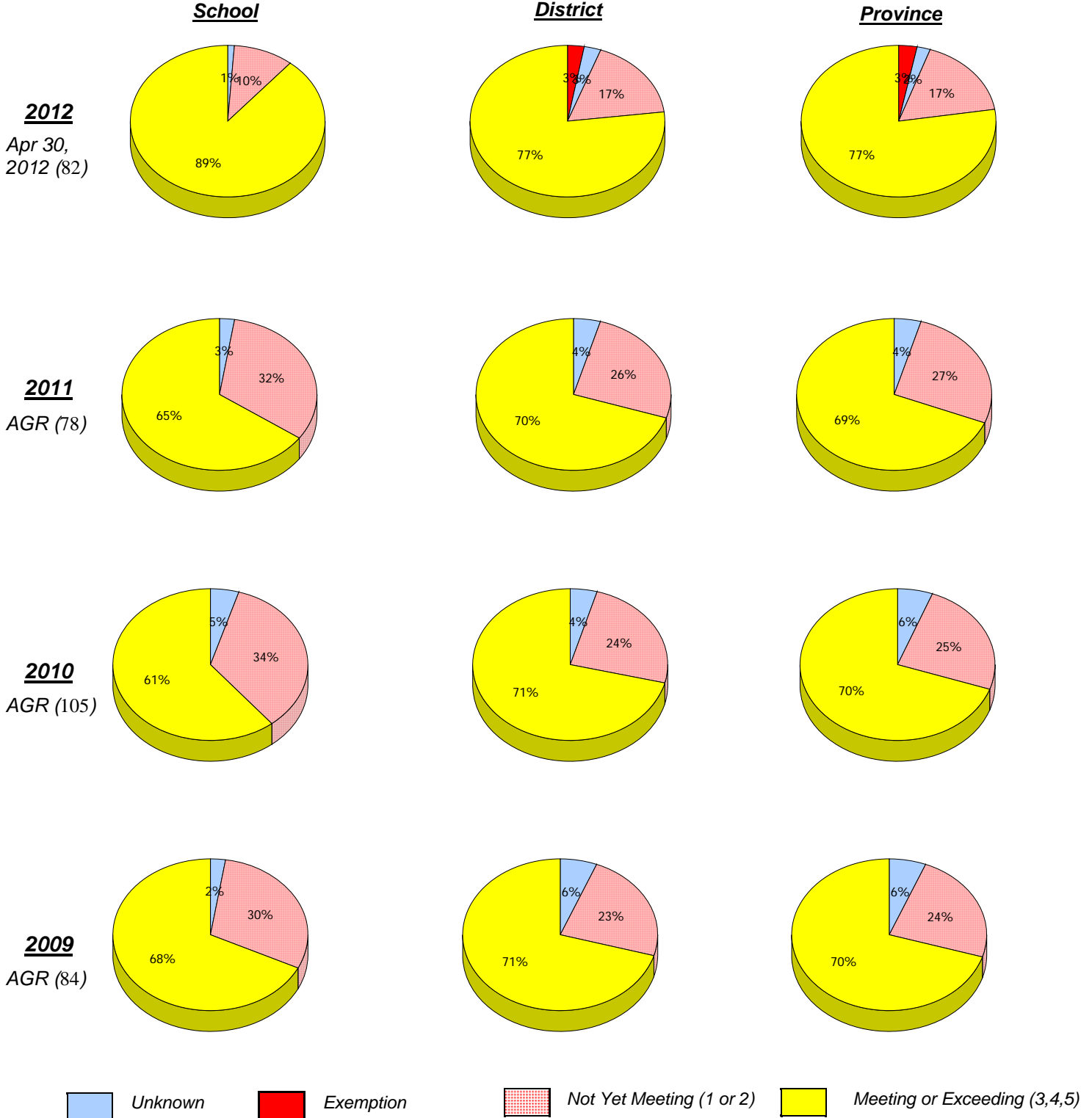
Mushuau Innu Natuashish School and Sheshatshiu Innu School are excluded from district and provincial results.

Source: Division of Evaluation and Research, Department of Education.

**District 4 - Eastern**

School #: 259 Coley's Point Primary

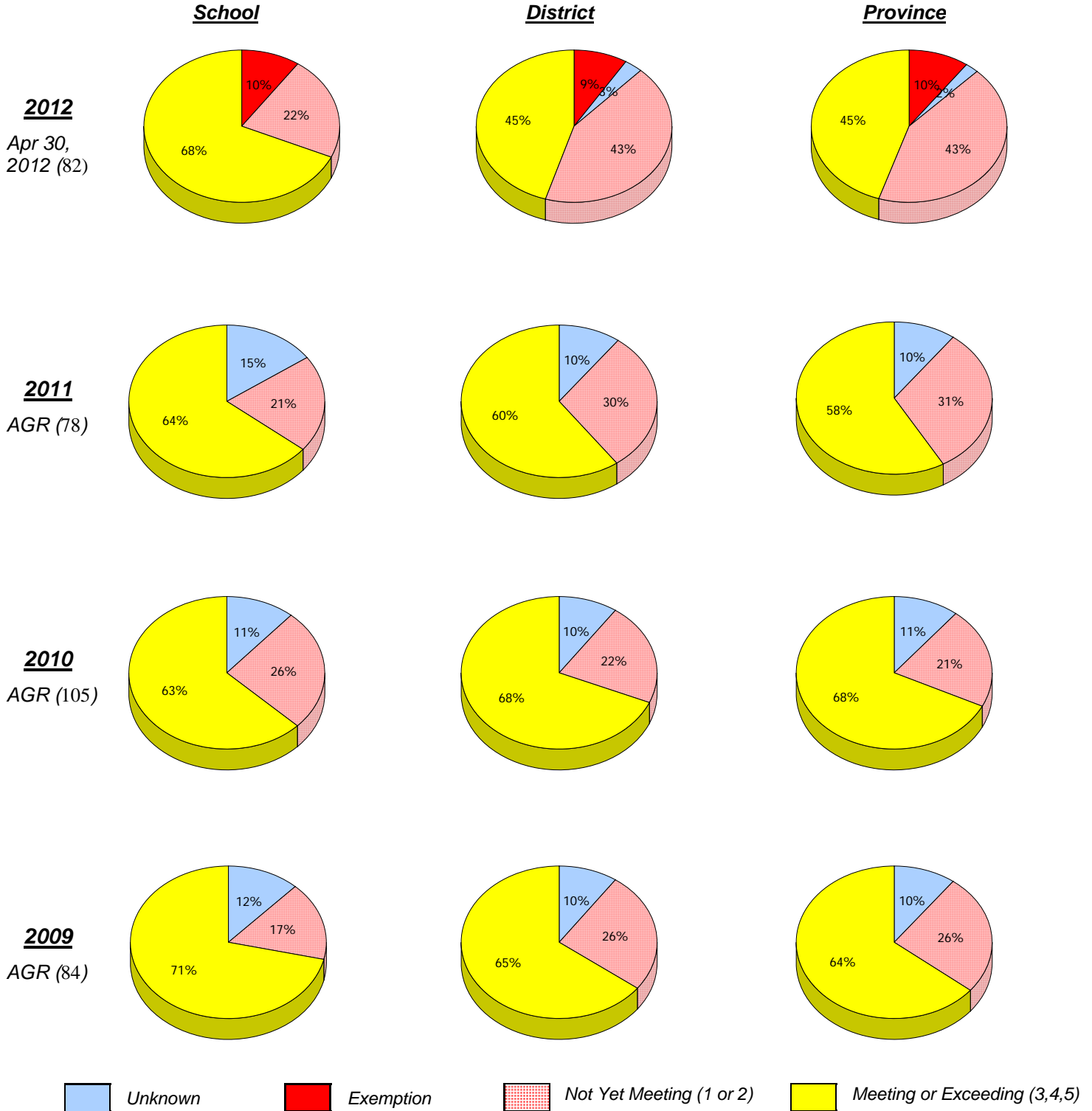
***Demand Writing***



**District 4 - Eastern**

School #: 259 Coley's Point Primary

**Reading  
District**



\* In some cases, CRT numbers may exceed AGR numbers based on late enrolments. Pie chart is based on the number of students who wrote the CRT.

\* French Immersion students not included

\* Reading score is composite of Non-Fiction and Poet.

Mushuau Innu Natuashish School and Sheshatshiu Innu School are excluded from district and provincial results.

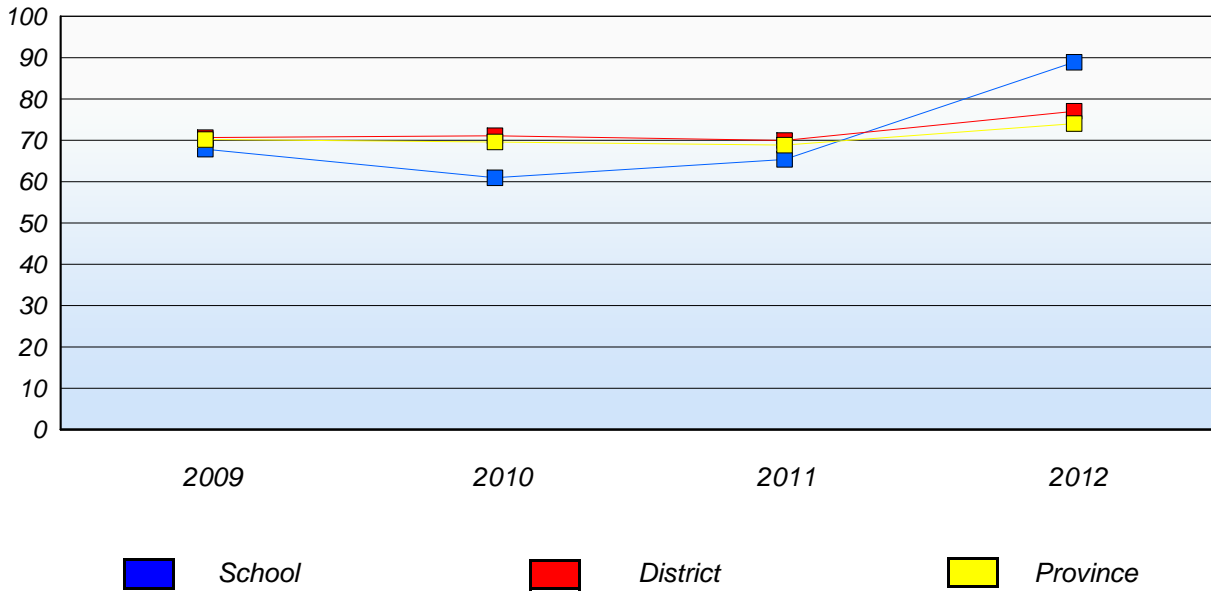
Source: Division of Evaluation and Research, Department of Education.



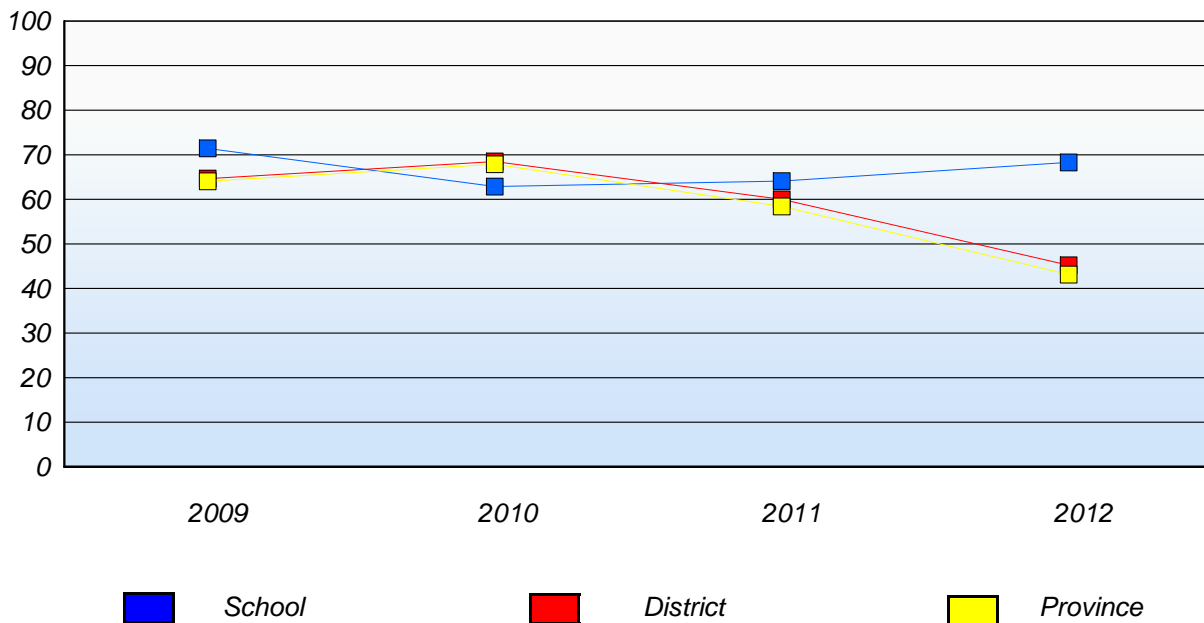
**District 4 - Eastern**

School #: 259 Coley's Point Primary

**Demand Writing**  
Percentage of students at level 3 or above (2009 - 2012)



**Reading**  
Percentage of students at level 3 or above (2009 - 2012)



\* In some cases, CRT numbers may exceed AGR numbers based on late enrolments. Pie chart is based on the number of students who wrote the CRT.

\* French Immersion students not included

\* Reading score is composite of Non-Fiction and Poet.

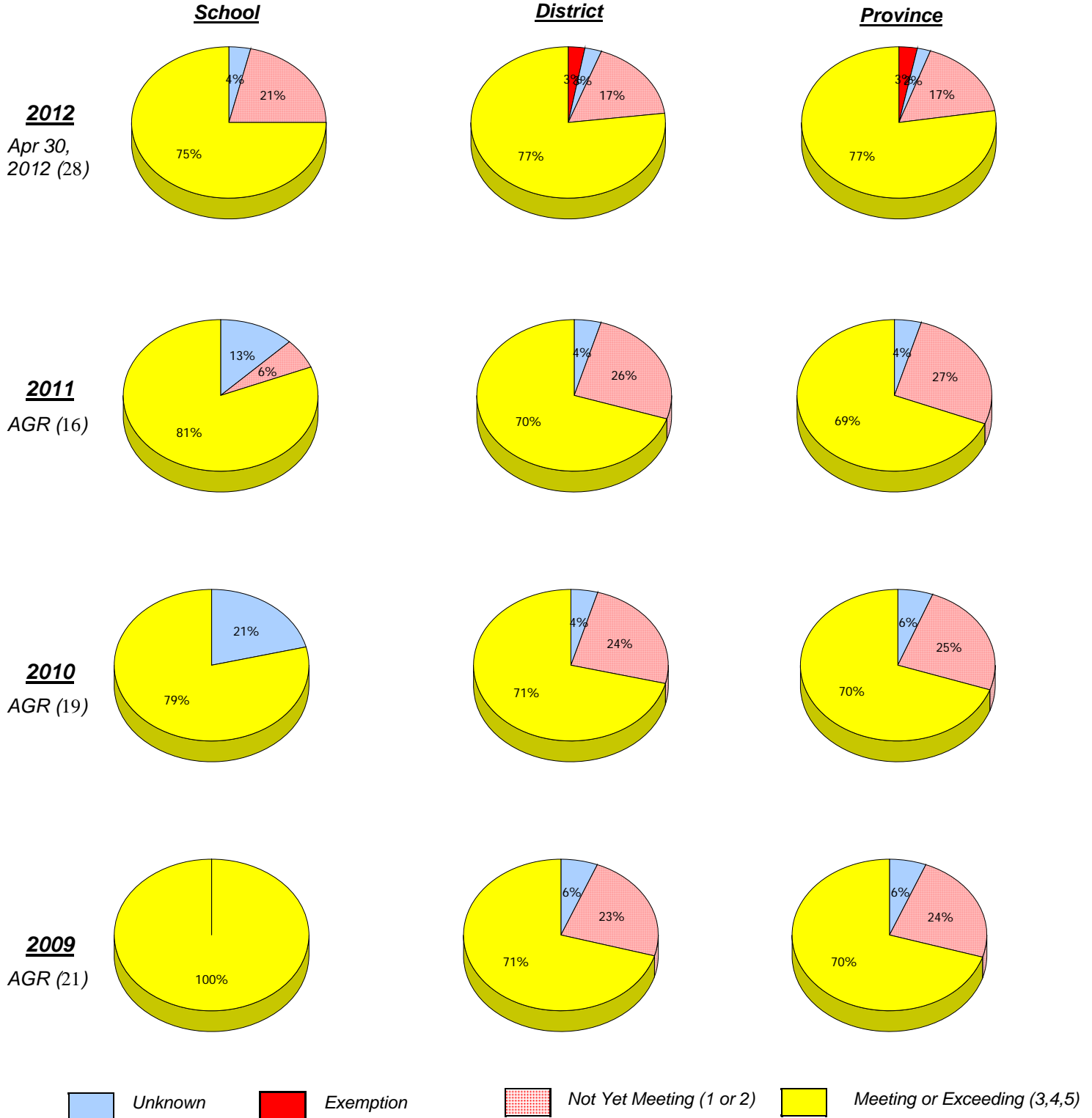
Mushuau Innu Natuashish School and Sheshatshiu Innu School are excluded from district and provincial results.

Source: Division of Evaluation and Research, Department of Education.

**District 4 - Eastern**

School #: 260 Immaculate Conception Elementary

**Demand Writing**



\* In some cases, CRT numbers may exceed AGR numbers based on late enrolments. Pie chart is based on the number of students who wrote the CRT.

\* French Immersion students not included

\* Reading score is composite of Non-Fiction and Poet.

Mushuau Innu Natuashish School and Sheshatshiu Innu School are excluded from district and provincial results.

Source: Division of Evaluation and Research, Department of Education.

**District 4 - Eastern**

School #: 260 Immaculate Conception Elementary

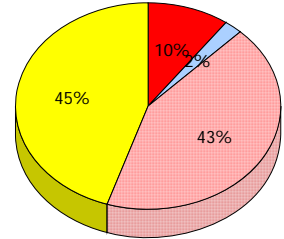
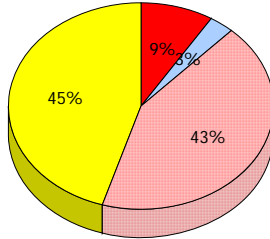
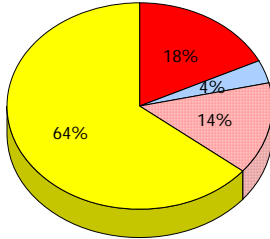
**Reading**

**School**

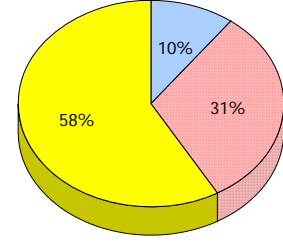
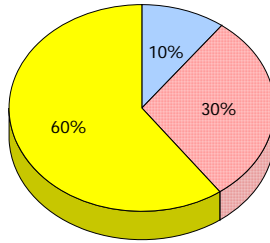
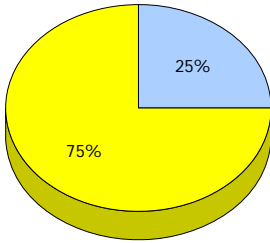
**District**

**Province**

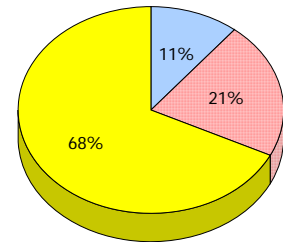
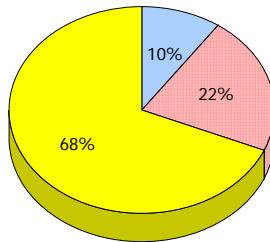
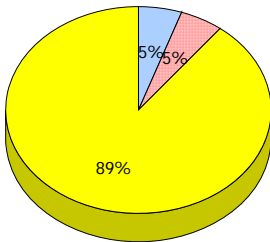
**2012**  
Apr 30,  
2012 (28)



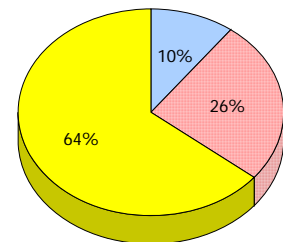
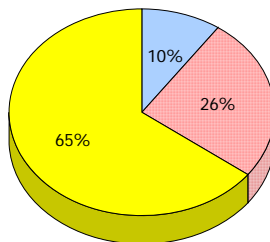
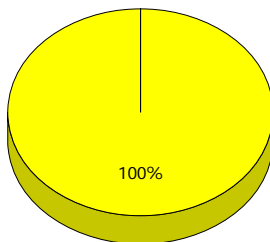
**2011**  
AGR (16)



**2010**  
AGR (19)



**2009**  
AGR (21)



Unknown
  Exemption
  Not Yet Meeting (1 or 2)
  Meeting or Exceeding (3,4,5)

\* In some cases, CRT numbers may exceed AGR numbers based on late enrolments. Pie chart is based on the number of students who wrote the CRT.

\* French Immersion students not included

\* Reading score is composite of Non-Fiction and Poet.

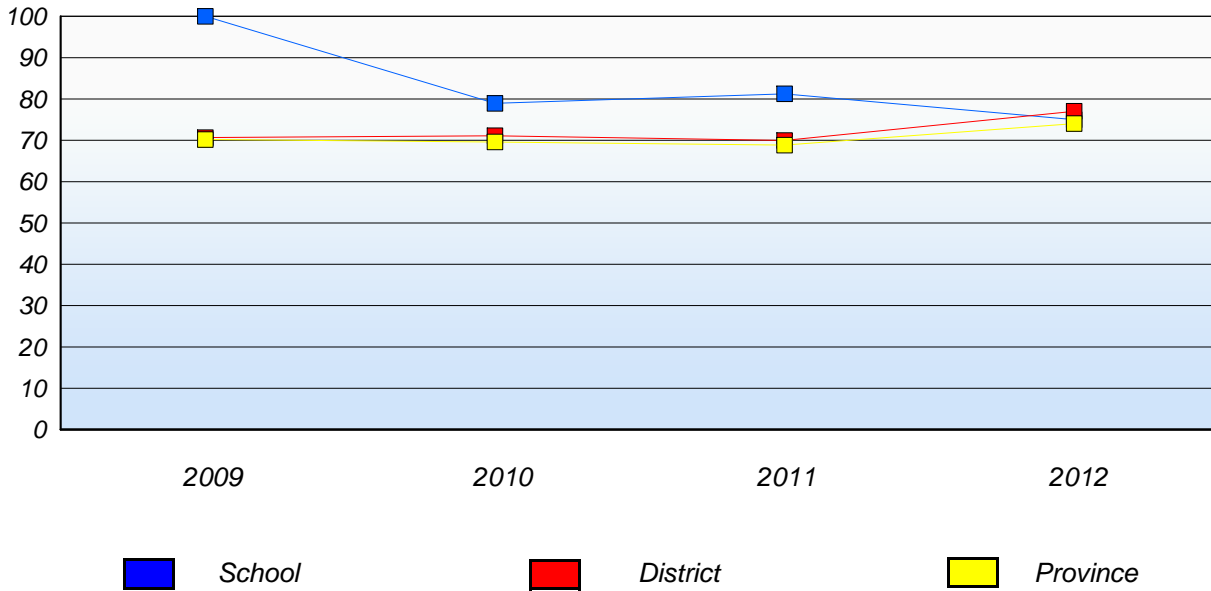
Mushuau Innu Natuashish School and Sheshatshiu Innu School are excluded from district and provincial results.

Source: Division of Evaluation and Research, Department of Education.

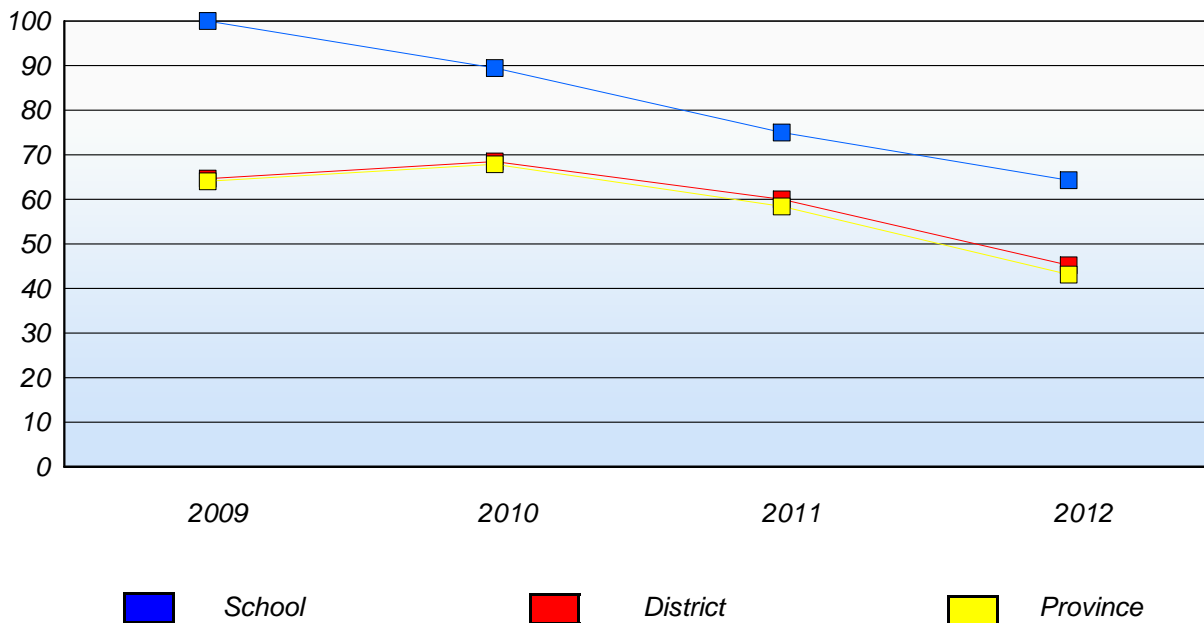
**District 4 - Eastern**

School #: 260 Immaculate Conception Elementary

**Demand Writing**  
Percentage of students at level 3 or above (2009 - 2012)



**Reading**  
Percentage of students at level 3 or above (2009 - 2012)



\* In some cases, CRT numbers may exceed AGR numbers based on late enrolments. Pie chart is based on the number of students who wrote the CRT.

\* French Immersion students not included

\* Reading score is composite of Non-Fiction and Poet.

Mushuau Innu Natuashish School and Sheshatshiu Innu School are excluded from district and provincial results.

Source: Division of Evaluation and Research, Department of Education.

District 4 - Eastern

School #: 262 Woodland Elementary

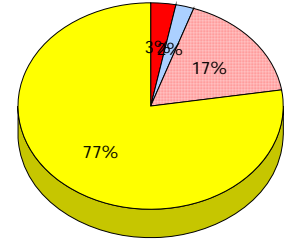
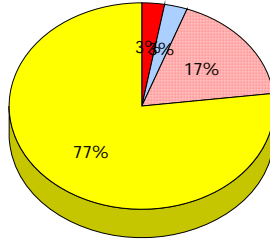
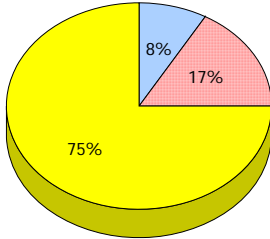
**Demand Writing**

**School**

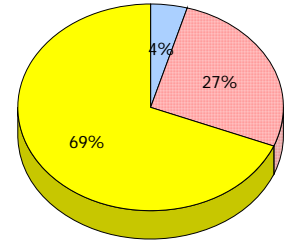
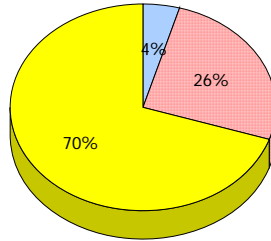
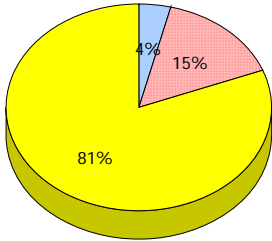
**District**

**Province**

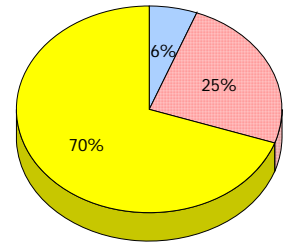
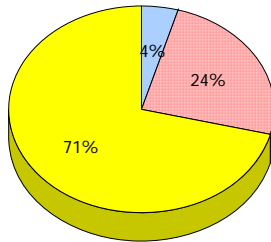
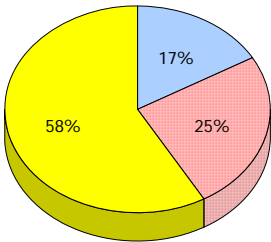
**2012**  
Apr 30,  
2012 (24)



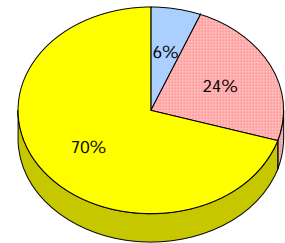
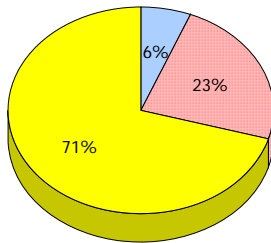
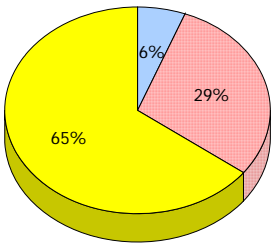
**2011**  
AGR (26)



**2010**  
AGR (24)



**2009**  
AGR (34)



Unknown
  Exemption
  Not Yet Meeting (1 or 2)
  Meeting or Exceeding (3,4,5)

\* In some cases, CRT numbers may exceed AGR numbers based on late enrolments. Pie chart is based on the number of students who wrote the CRT.

\* French Immersion students not included

\* Reading score is composite of Non-Fiction and Poet.

Mushuau Innu Natuashish School and Sheshatshiu Innu School are excluded from district and provincial results.

Source: Division of Evaluation and Research, Department of Education.

**District 4 - Eastern**

School #: 262 Woodland Elementary

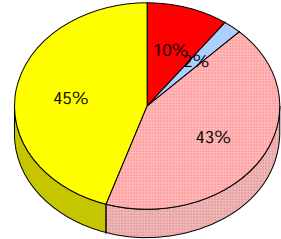
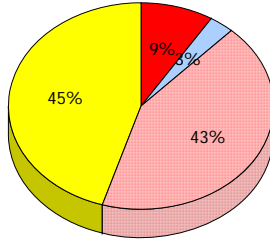
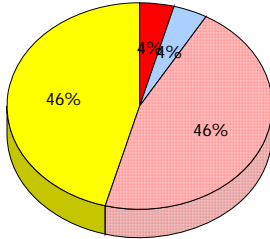
**Reading**

**School**

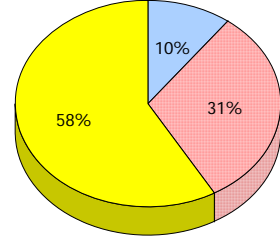
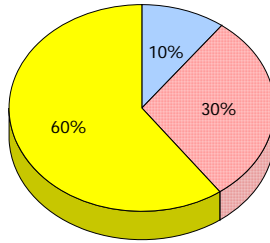
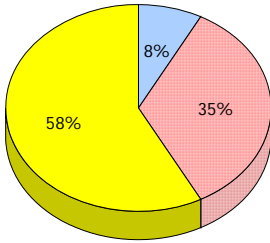
**District**

**Province**

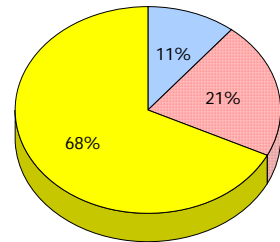
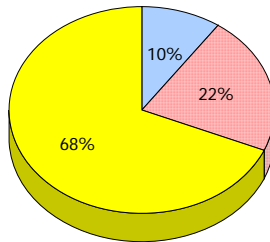
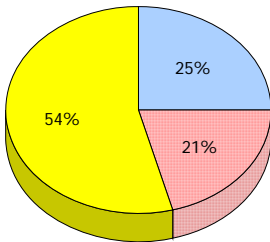
**2012**  
Apr 30,  
2012 (24)



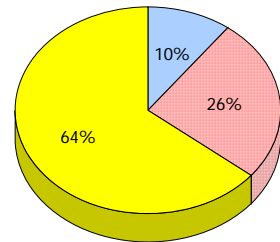
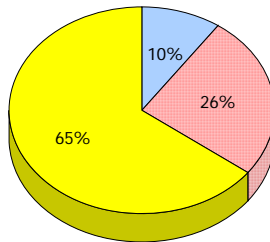
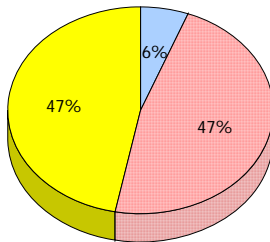
**2011**  
AGR (26)



**2010**  
AGR (24)



**2009**  
AGR (34)



Unknown
  Exemption
  Not Yet Meeting (1 or 2)
  Meeting or Exceeding (3,4,5)

\* In some cases, CRT numbers may exceed AGR numbers based on late enrolments. Pie chart is based on the number of students who wrote the CRT.

\* French Immersion students not included

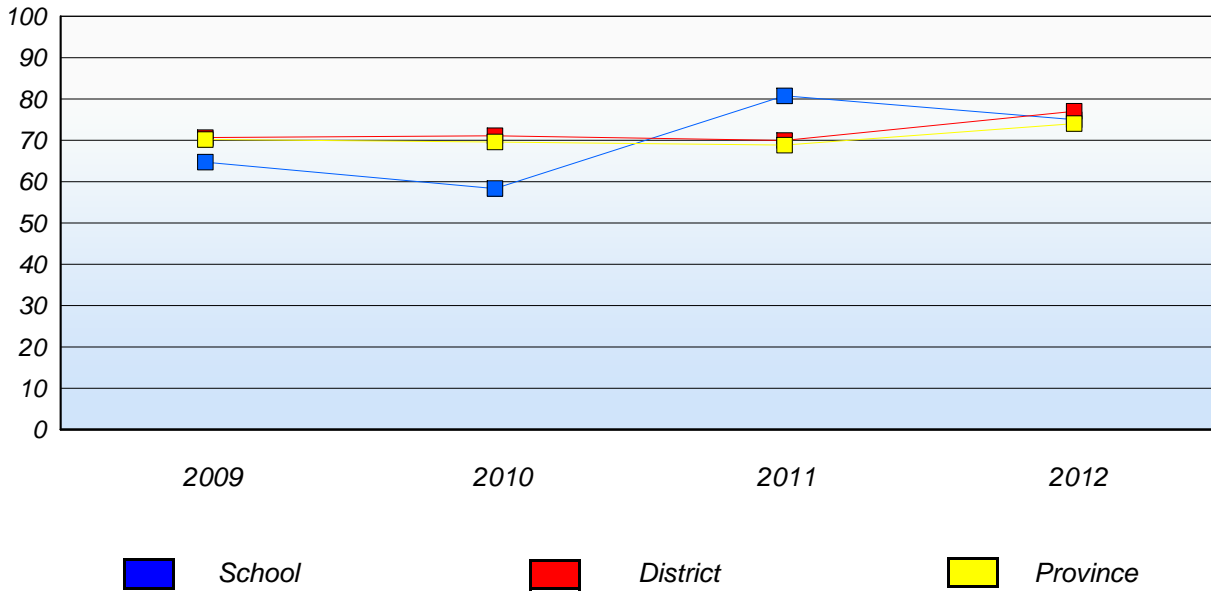
\* Reading score is composite of Non-Fiction and Poet.

Mushuau Innu Natuashish School and Sheshatshiu Innu School are excluded from district and provincial results.

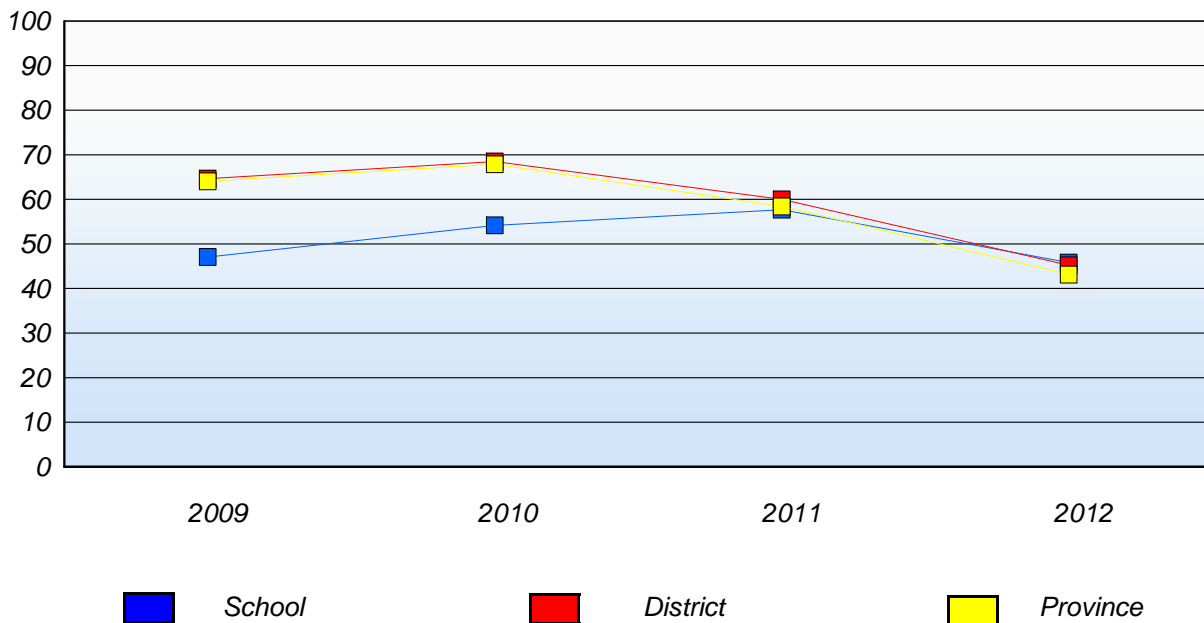
**District 4 - Eastern**

School #: 262 Woodland Elementary

**Demand Writing**  
Percentage of students at level 3 or above (2009 - 2012)



**Reading**  
Percentage of students at level 3 or above (2009 - 2012)



\* In some cases, CRT numbers may exceed AGR numbers based on late enrolments. Pie chart is based on the number of students who wrote the CRT.

\* French Immersion students not included

\* Reading score is composite of Non-Fiction and Poet.

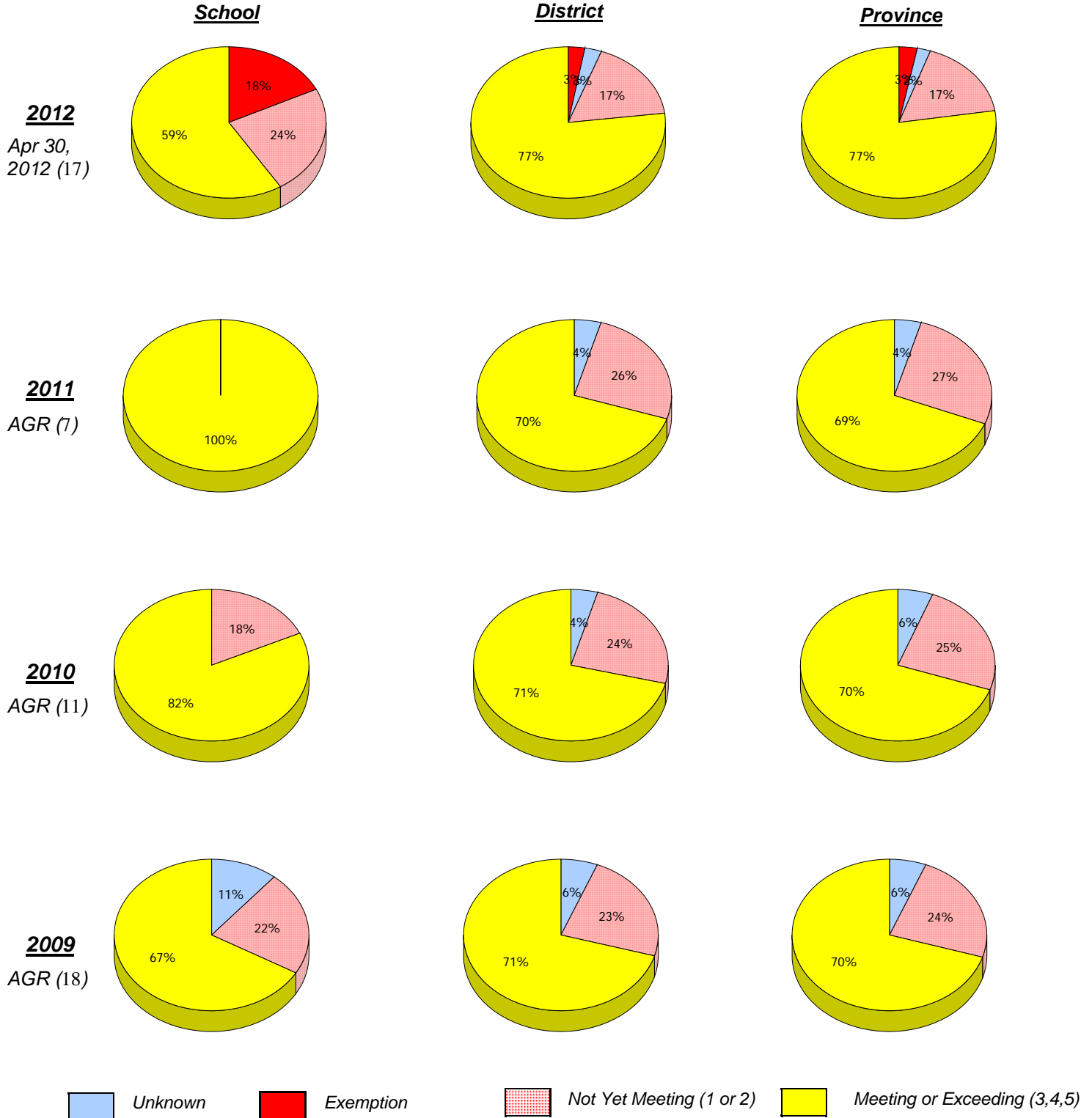
Mushuau Innu Natuashish School and Sheshatshiu Innu School are excluded from district and provincial results.

Source: Division of Evaluation and Research, Department of Education.

**District 4 - Eastern**

School #: 265 Acreman Elementary

***Demand Writing***



\* In some cases, CRT numbers may exceed AGR numbers based on late enrolments. Pie chart is based on the number of students who wrote the CRT.

\* French Immersion students not included

\* Reading score is composite of Non-Fiction and Poet.

Mushuau Innu Natuashish School and Sheshatshiu Innu School are excluded from district and provincial results.

Source: Division of Evaluation and Research, Department of Education.



**District 4 - Eastern**

School #: 265 Acreman Elementary

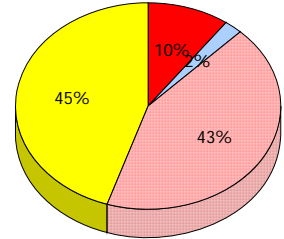
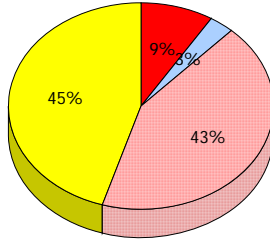
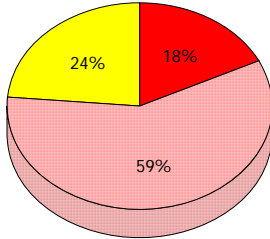
**Reading**

**School**

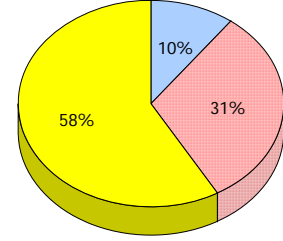
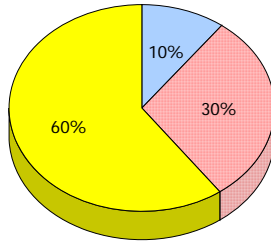
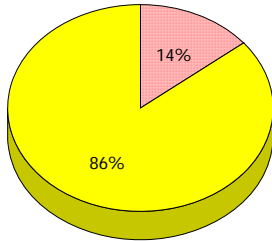
**District**

**Province**

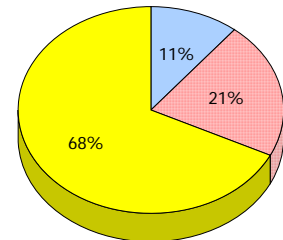
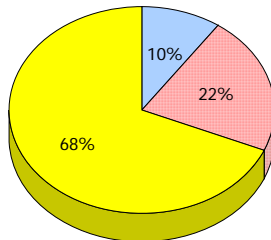
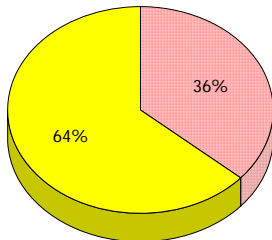
**2012**  
Apr 30,  
2012 (17)



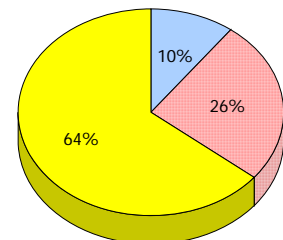
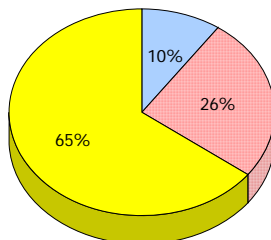
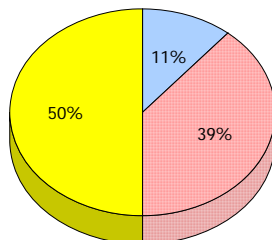
**2011**  
AGR (7)



**2010**  
AGR (11)



**2009**  
AGR (18)



Unknown
  Exemption
  Not Yet Meeting (1 or 2)
  Meeting or Exceeding (3,4,5)

\* In some cases, CRT numbers may exceed AGR numbers based on late enrolments. Pie chart is based on the number of students who wrote the CRT.

\* French Immersion students not included

\* Reading score is composite of Non-Fiction and Poet.

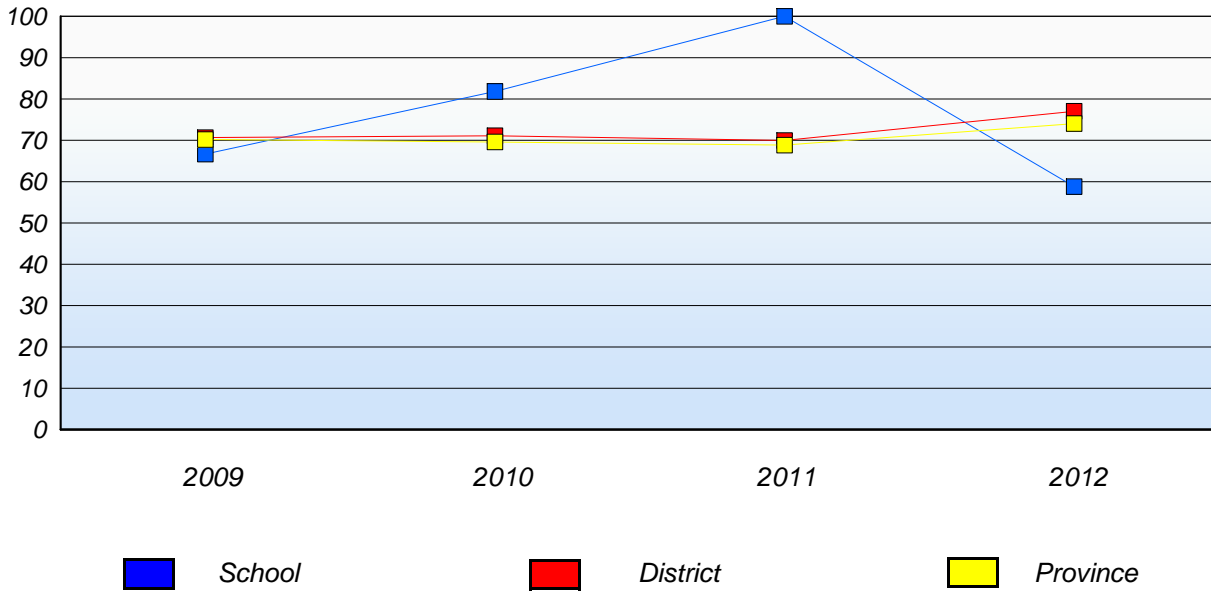
Mushuau Innu Natuashish School and Sheshatshiu Innu School are excluded from district and provincial results.

Source: Division of Evaluation and Research, Department of Education.

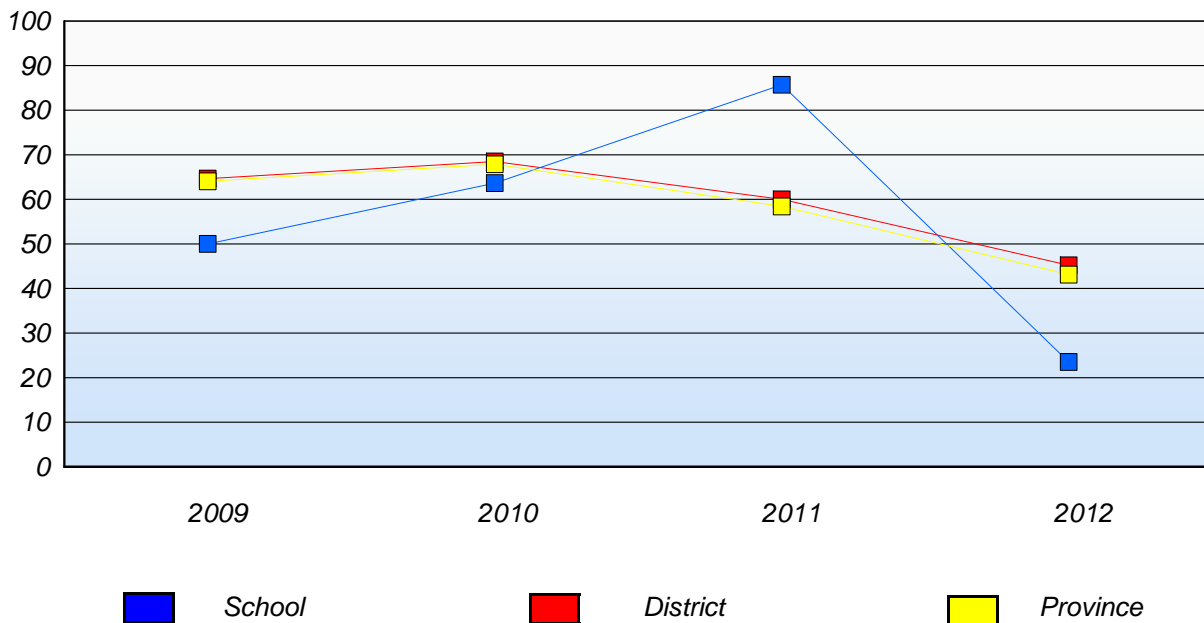
**District 4 - Eastern**

School #: 265    Acreman Elementary

**Demand Writing**  
Percentage of students at level 3 or above (2009 - 2012)



**Reading**  
Percentage of students at level 3 or above (2009 - 2012)



\* In some cases, CRT numbers may exceed AGR numbers based on late enrolments. Pie chart is based on the number of students who wrote the CRT.

\* French Immersion students not included

\* Reading score is composite of Non-Fiction and Poet.

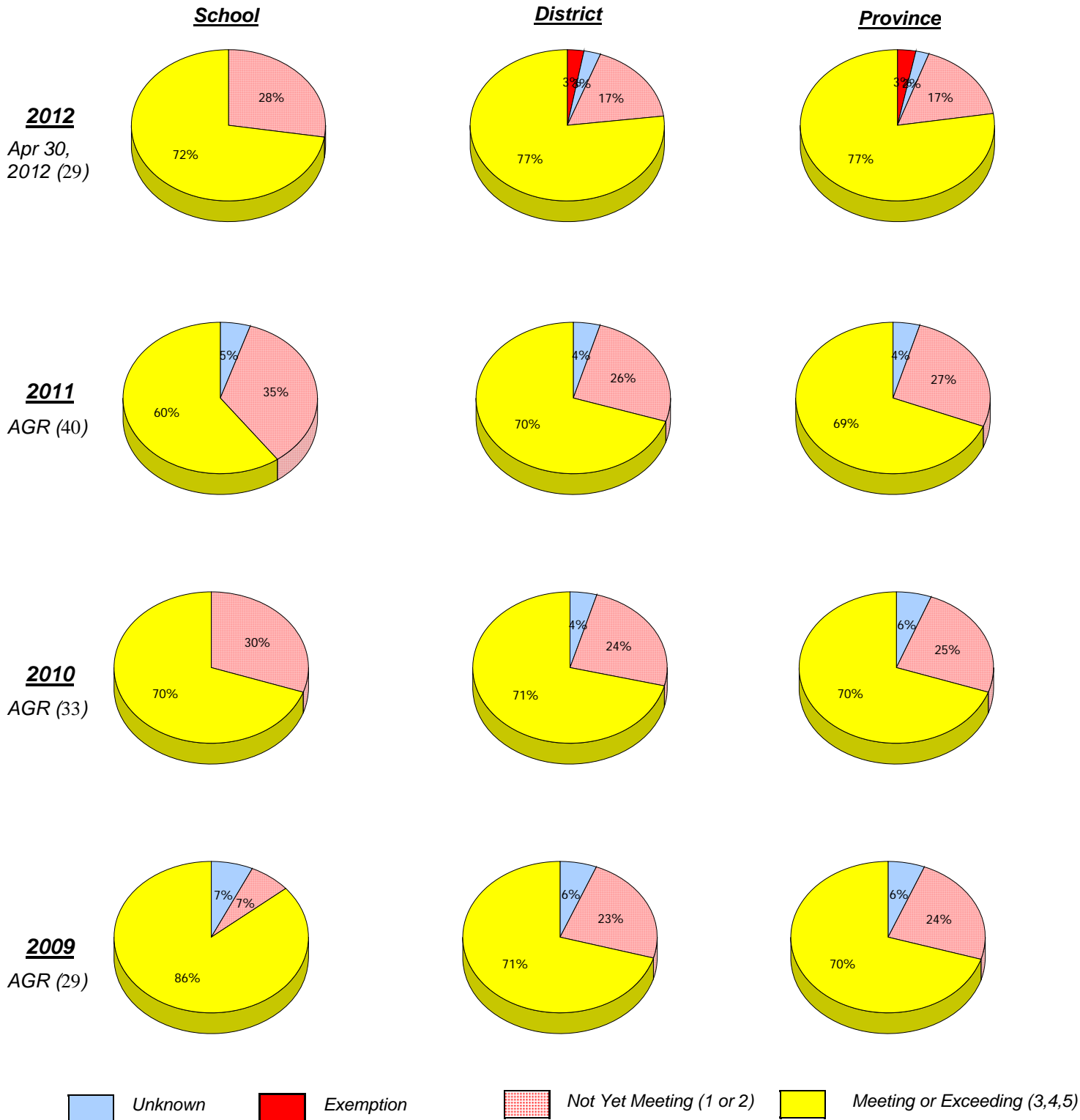
Mushuau Innu Natuashish School and Sheshatshiu Innu School are excluded from district and provincial results.

Source: Division of Evaluation and Research, Department of Education.

**District 4 - Eastern**

School #: 268 Harbour Grace Primary

***Demand Writing***



\* In some cases, CRT numbers may exceed AGR numbers based on late enrolments. Pie chart is based on the number of students who wrote the CRT.

\* French Immersion students not included

\* Reading score is composite of Non-Fiction and Poet.

Mushuau Innu Natuashish School and Sheshatshiu Innu School are excluded from district and provincial results.

Source: Division of Evaluation and Research, Department of Education.

**District 4 - Eastern**

School #: 268 Harbour Grace Primary

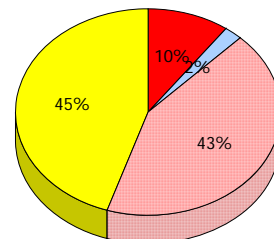
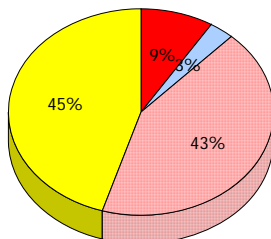
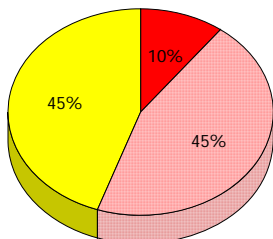
**Reading**

**School**

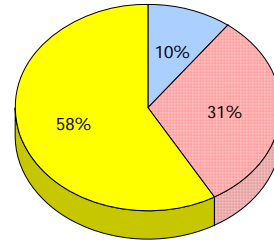
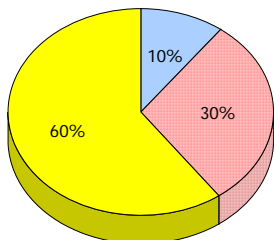
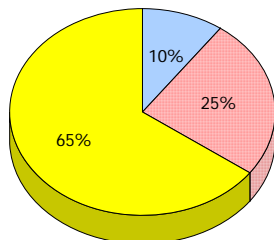
**District**

**Province**

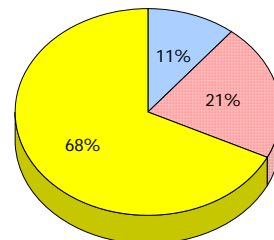
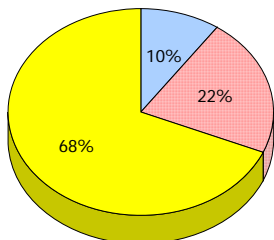
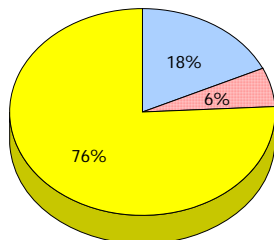
**2012**  
Apr 30,  
2012 (29)



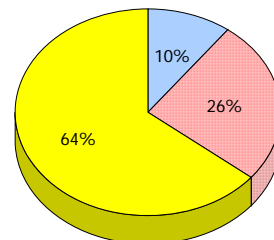
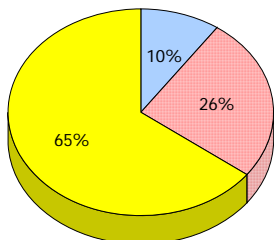
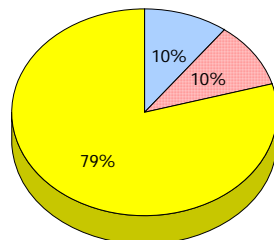
**2011**  
AGR (40)



**2010**  
AGR (33)



**2009**  
AGR (29)



Unknown
  Exemption
  Not Yet Meeting (1 or 2)
  Meeting or Exceeding (3,4,5)

\* In some cases, CRT numbers may exceed AGR numbers based on late enrolments. Pie chart is based on the number of students who wrote the CRT.

\* French Immersion students not included

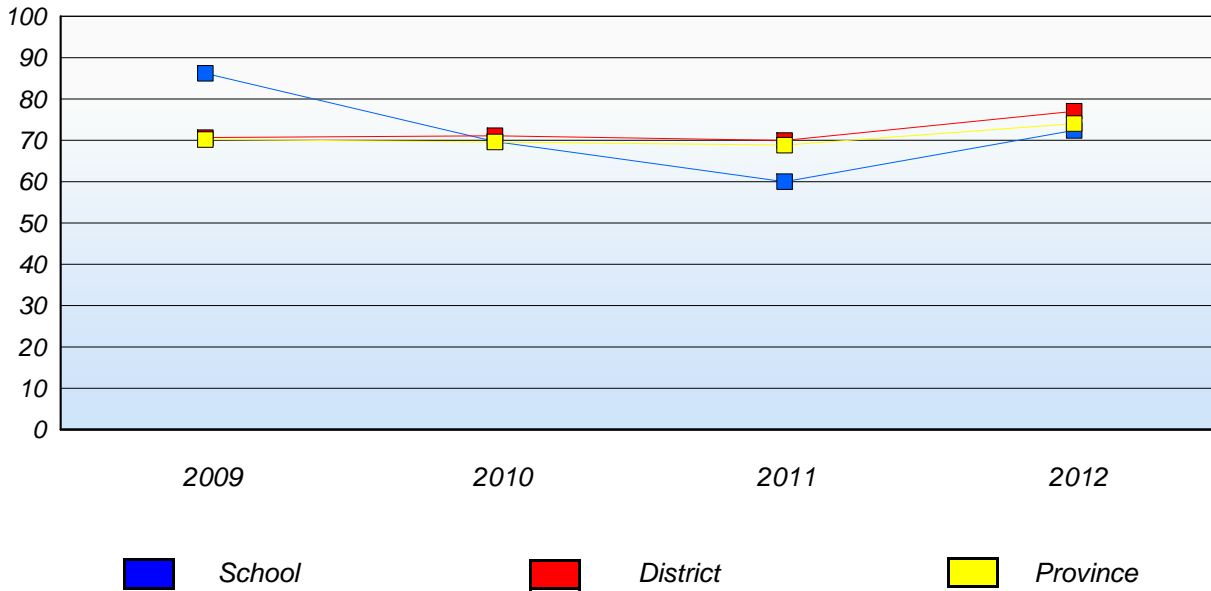
\* Reading score is composite of Non-Fiction and Poet.

Mushuau Innu Natuashish School and Sheshatshiu Innu School are excluded from district and provincial results.

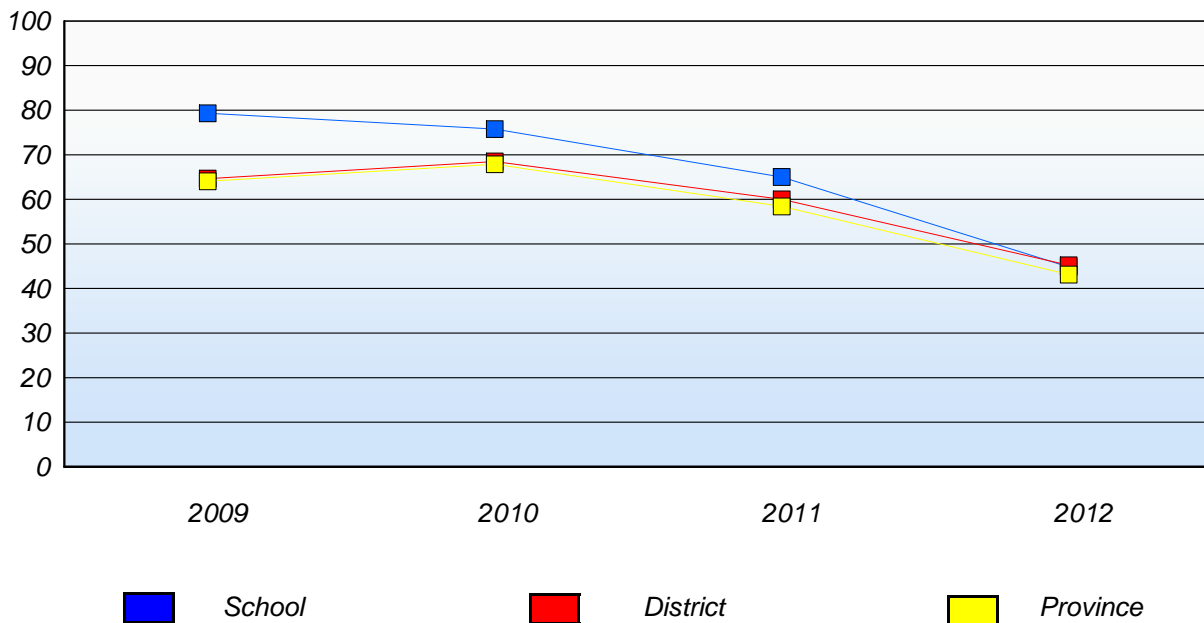
**District 4 - Eastern**

School #: 268 Harbour Grace Primary

**Demand Writing**  
Percentage of students at level 3 or above (2009 - 2012)



**Reading**  
Percentage of students at level 3 or above (2009 - 2012)



\* In some cases, CRT numbers may exceed AGR numbers based on late enrolments. Pie chart is based on the number of students who wrote the CRT.

\* French Immersion students not included

\* Reading score is composite of Non-Fiction and Poet.

Mushuau Innu Natuashish School and Sheshatshiu Innu School are excluded from district and provincial results.

Source: Division of Evaluation and Research, Department of Education.

District 4 - Eastern

School #: 272 Holy Cross Elementary

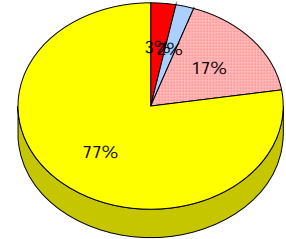
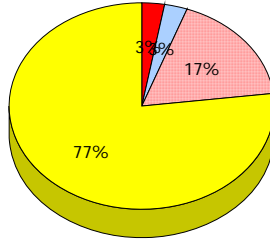
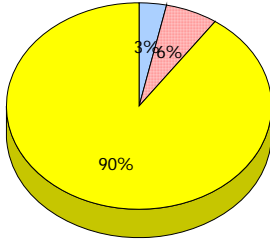
**Demand Writing**

**School**

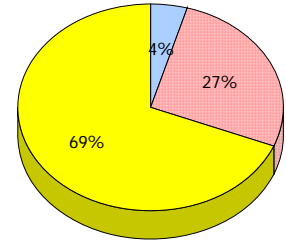
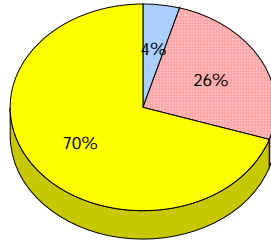
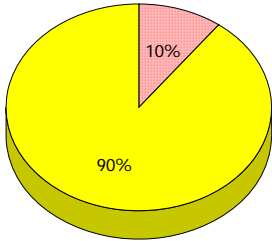
**District**

**Province**

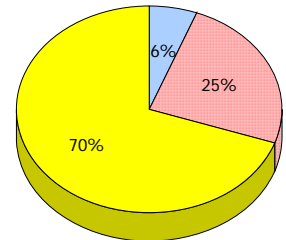
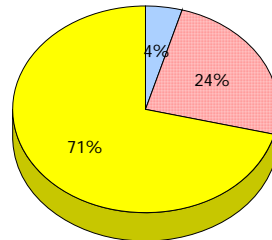
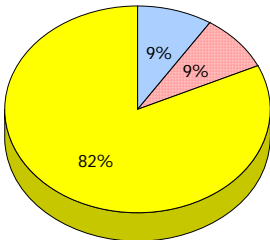
**2012**  
Apr 30,  
2012 (31)



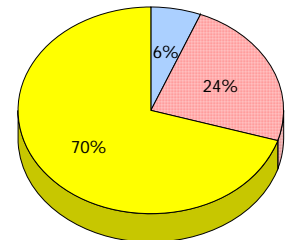
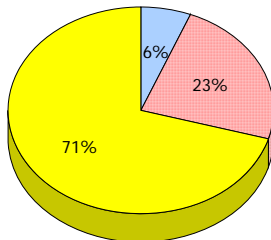
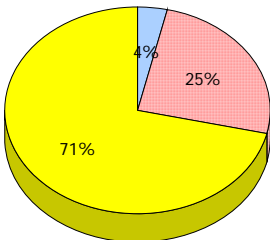
**2011**  
AGR (38)



**2010**  
AGR (22)



**2009**  
AGR (28)



Unknown
  Exemption
  Not Yet Meeting (1 or 2)
  Meeting or Exceeding (3,4,5)

\* In some cases, CRT numbers may exceed AGR numbers based on late enrolments. Pie chart is based on the number of students who wrote the CRT.

\* French Immersion students not included

\* Reading score is composite of Non-Fiction and Poet.

Mushuau Innu Natuashish School and Sheshatshiu Innu School are excluded from district and provincial results.

Source: Division of Evaluation and Research, Department of Education.

District 4 - Eastern

School #: 272 Holy Cross Elementary

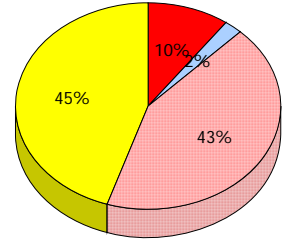
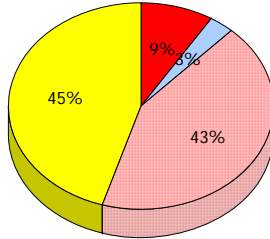
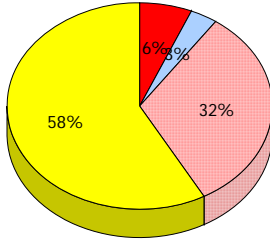
**Reading**

**School**

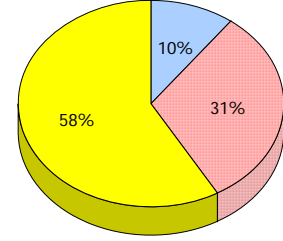
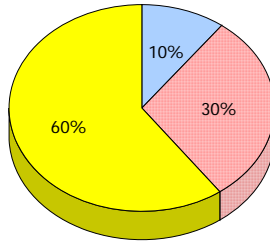
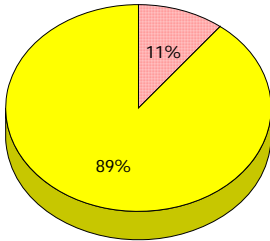
**District**

**Province**

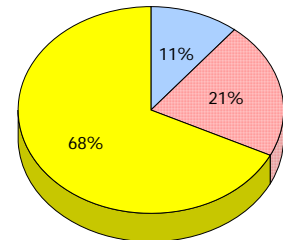
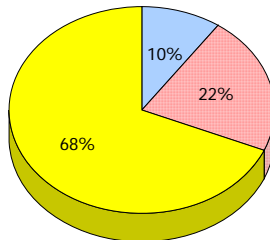
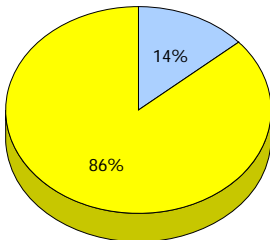
**2012**  
Apr 30,  
2012 (31)



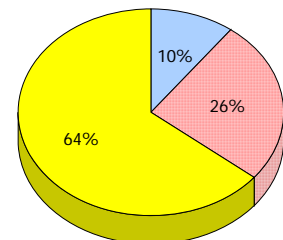
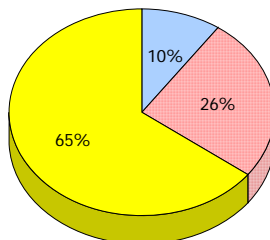
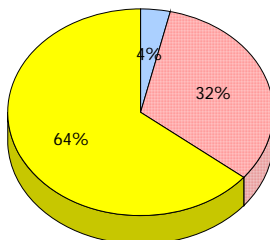
**2011**  
AGR (38)



**2010**  
AGR (22)



**2009**  
AGR (28)



Unknown
  Exemption
  Not Yet Meeting (1 or 2)
  Meeting or Exceeding (3,4,5)

\* In some cases, CRT numbers may exceed AGR numbers based on late enrolments. Pie chart is based on the number of students who wrote the CRT.

\* French Immersion students not included

\* Reading score is composite of Non-Fiction and Poet.

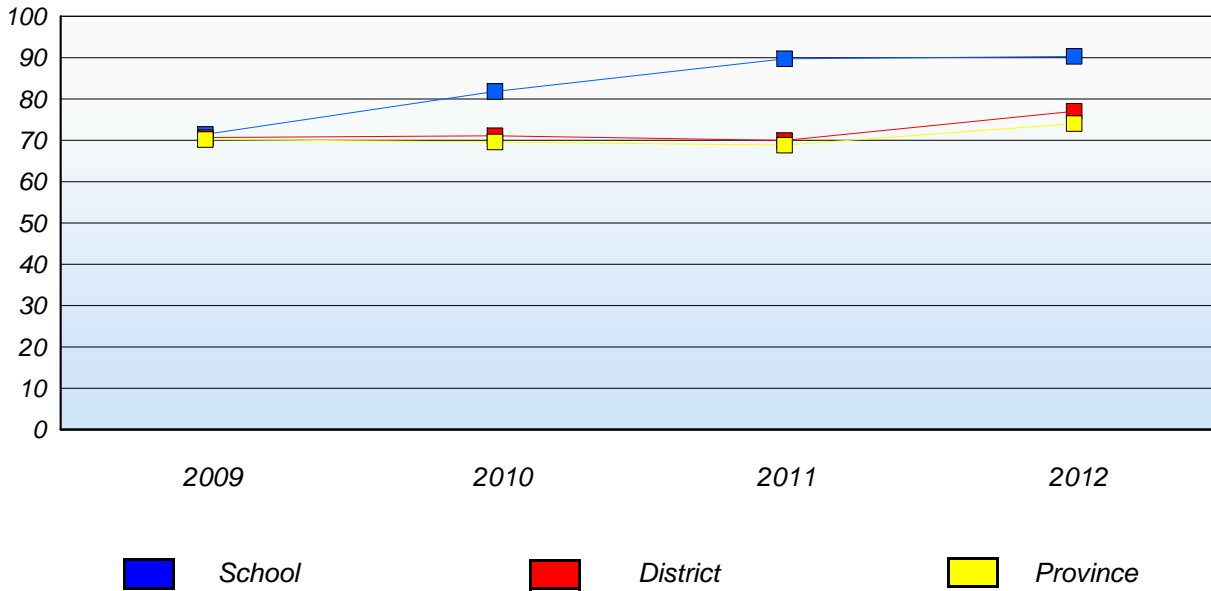
Mushuau Innu Natuashish School and Sheshatshiu Innu School are excluded from district and provincial results.

Source: Division of Evaluation and Research, Department of Education.

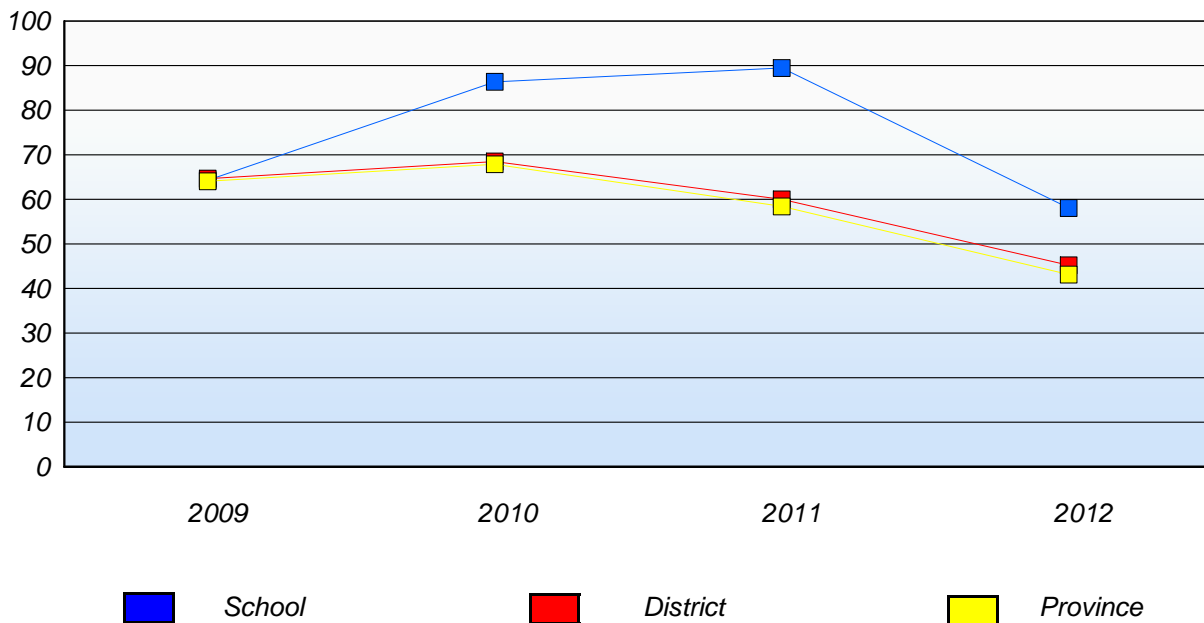
**District 4 - Eastern**

School #: 272 Holy Cross Elementary

**Demand Writing**  
Percentage of students at level 3 or above (2009 - 2012)



**Reading**  
Percentage of students at level 3 or above (2009 - 2012)



\* In some cases, CRT numbers may exceed AGR numbers based on late enrolments. Pie chart is based on the number of students who wrote the CRT.

\* French Immersion students not included

\* Reading score is composite of Non-Fiction and Poet.

Mushuau Innu Natuashish School and Sheshatshiu Innu School are excluded from district and provincial results.

Source: Division of Evaluation and Research, Department of Education.



District 4 - Eastern

School #: 274 St. Catherine's Academy

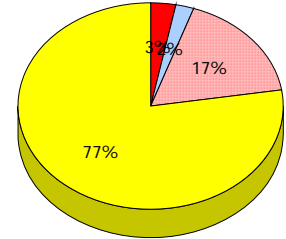
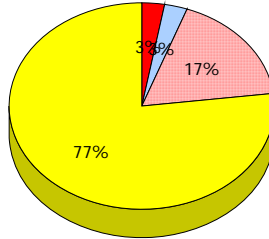
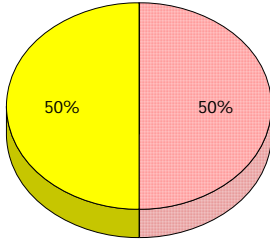
**Demand Writing**

**School**

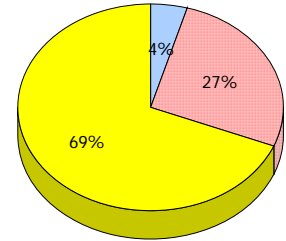
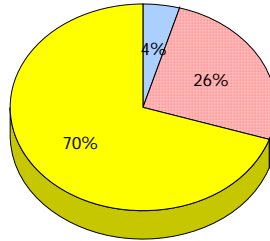
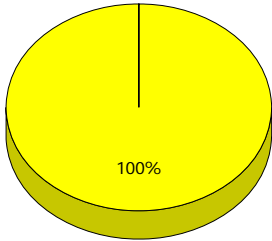
**District**

**Province**

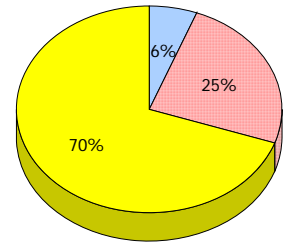
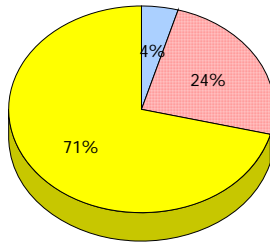
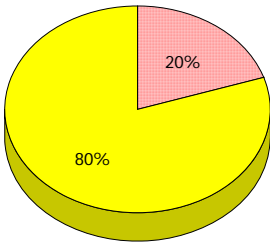
**2012**  
Apr 30,  
2012 (12)



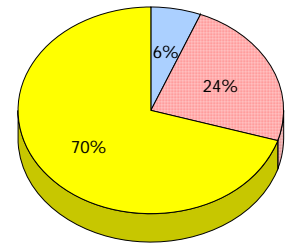
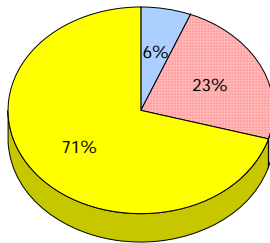
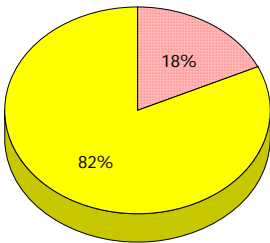
**2011**  
AGR (10)



**2010**  
AGR (15)



**2009**  
AGR (11)



Unknown
  Exemption
  Not Yet Meeting (1 or 2)
  Meeting or Exceeding (3,4,5)

\* In some cases, CRT numbers may exceed AGR numbers based on late enrolments. Pie chart is based on the number of students who wrote the CRT.

\* French Immersion students not included

\* Reading score is composite of Non-Fiction and Poet.

Mushuau Innu Natuashish School and Sheshatshiu Innu School are excluded from district and provincial results.

Source: Division of Evaluation and Research, Department of Education.

District 4 - Eastern

School #: 274 St. Catherine's Academy

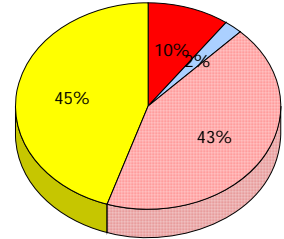
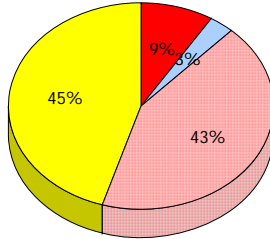
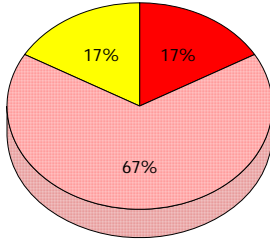
**Reading**

**School**

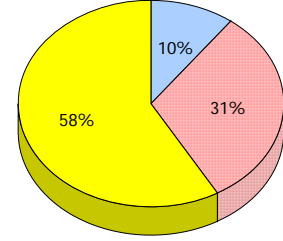
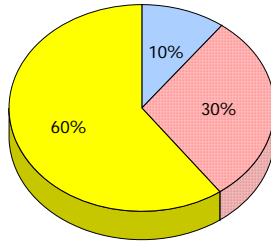
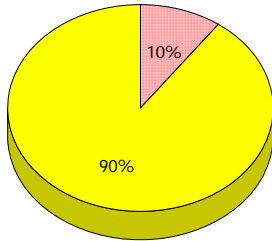
**District**

**Province**

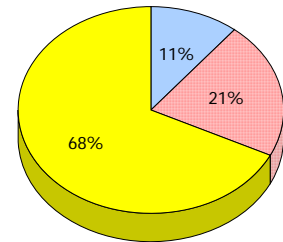
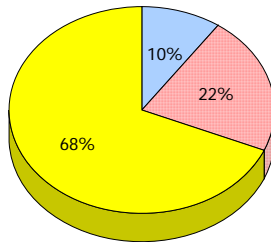
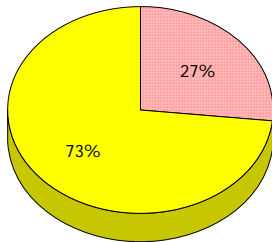
**2012**  
Apr 30,  
2012 (12)



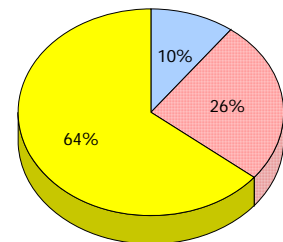
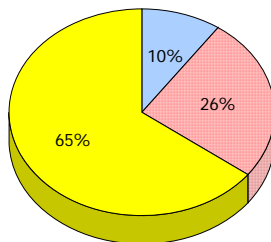
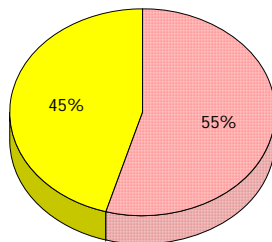
**2011**  
AGR (10)



**2010**  
AGR (15)



**2009**  
AGR (11)



Unknown Exemption Not Yet Meeting (1 or 2) Meeting or Exceeding (3,4,5)

\* In some cases, CRT numbers may exceed AGR numbers based on late enrolments. Pie chart is based on the number of students who wrote the CRT.

\* French Immersion students not included

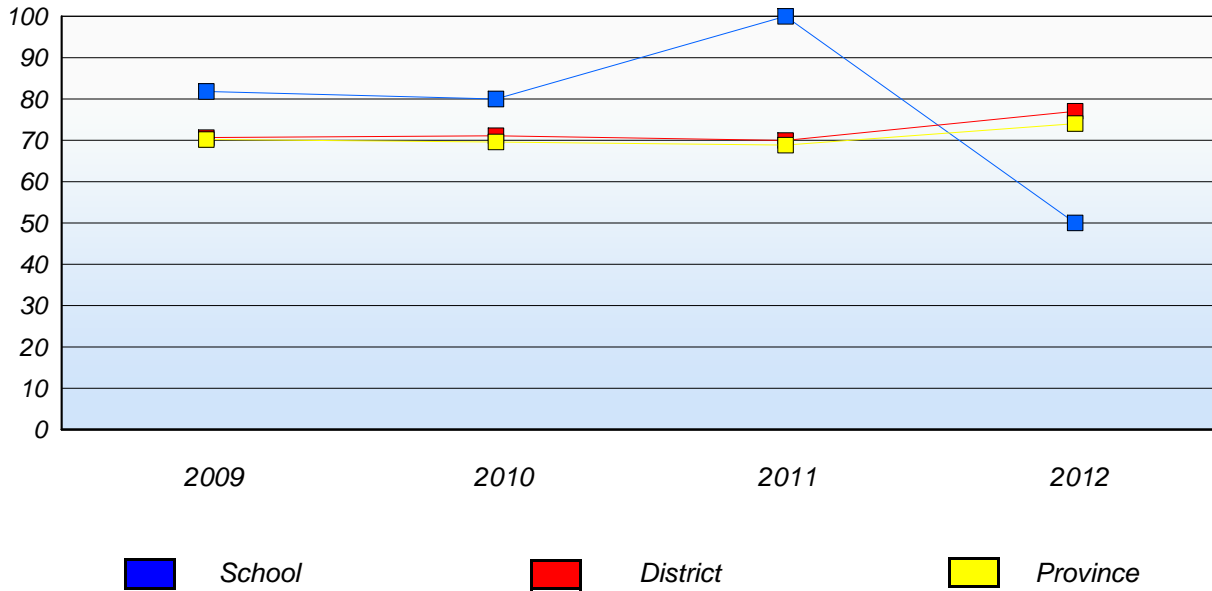
\* Reading score is composite of Non-Fiction and Poet.

Mushuau Innu Natuashish School and Sheshatshiu Innu School are excluded from district and provincial results.

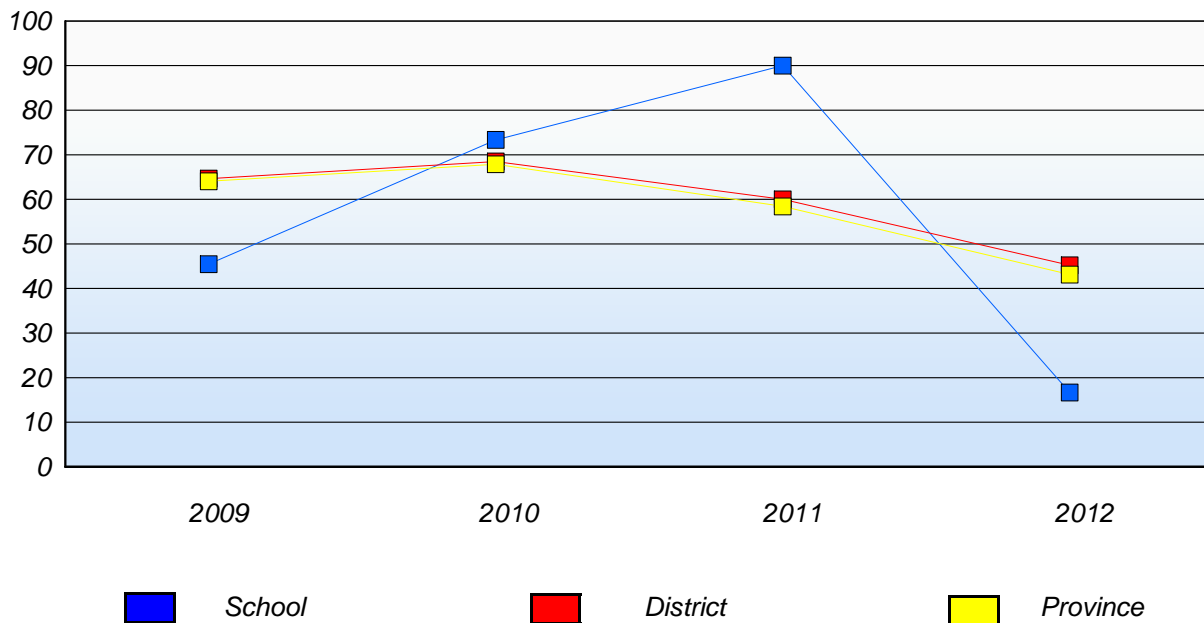
**District 4 - Eastern**

School #: 274 St. Catherine's Academy

**Demand Writing**  
Percentage of students at level 3 or above (2009 - 2012)



**Reading**  
Percentage of students at level 3 or above (2009 - 2012)



\* In some cases, CRT numbers may exceed AGR numbers based on late enrolments. Pie chart is based on the number of students who wrote the CRT.

\* French Immersion students not included

\* Reading score is composite of Non-Fiction and Poet.

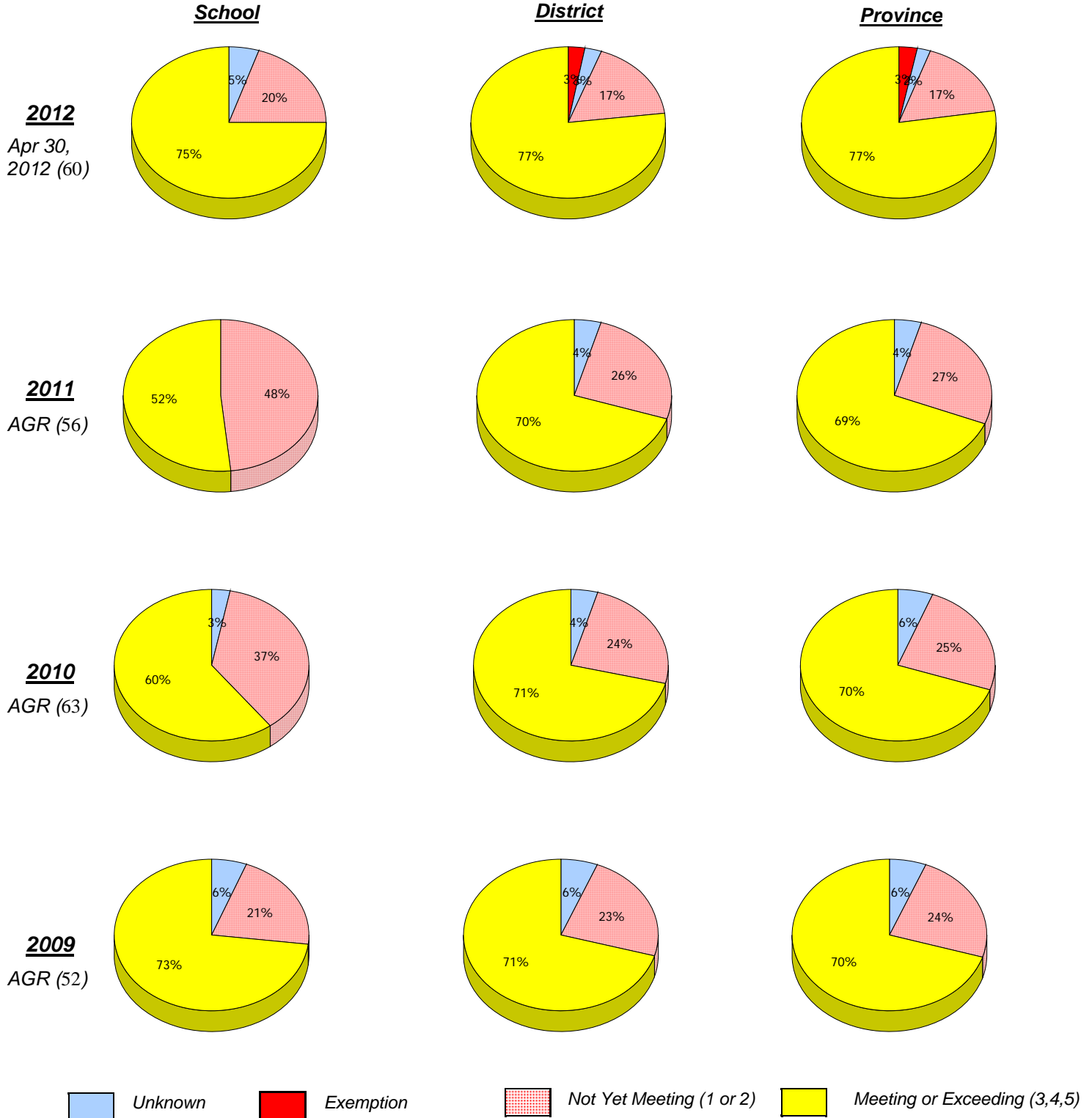
Mushuau Innu Natuashish School and Sheshatshiu Innu School are excluded from district and provincial results.

Source: Division of Evaluation and Research, Department of Education.

District 4 - Eastern

School #: 278 All Hallows Elementary

**Demand Writing**



\* In some cases, CRT numbers may exceed AGR numbers based on late enrolments. Pie chart is based on the number of students who wrote the CRT.

\* French Immersion students not included

\* Reading score is composite of Non-Fiction and Poet.

Mushuau Innu Natuashish School and Sheshatshiu Innu School are excluded from district and provincial results.

Source: Division of Evaluation and Research, Department of Education.

**District 4 - Eastern**

School #: 278 All Hallows Elementary

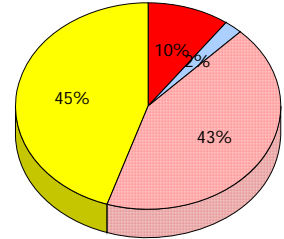
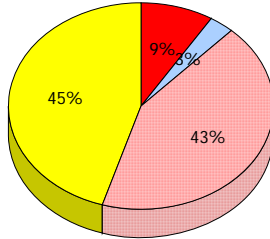
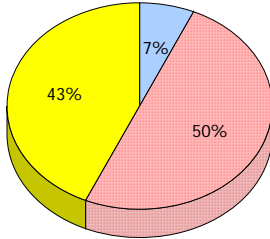
**Reading**

**School**

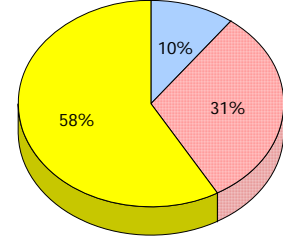
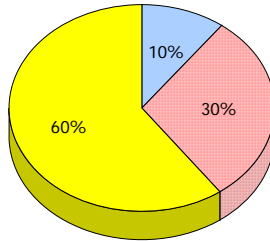
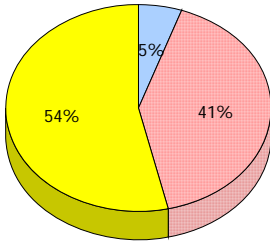
**District**

**Province**

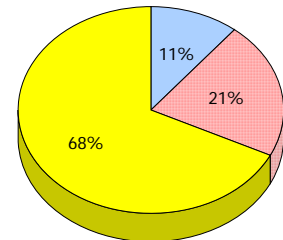
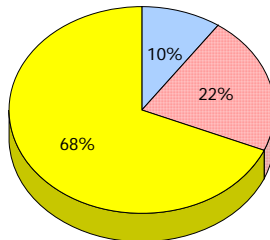
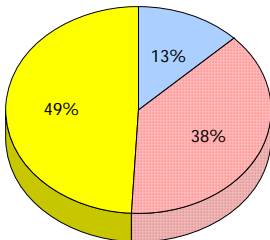
**2012**  
Apr 30,  
2012 (60)



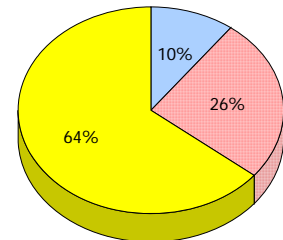
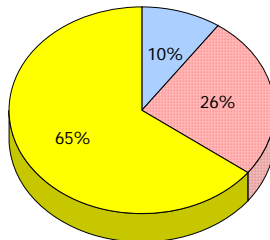
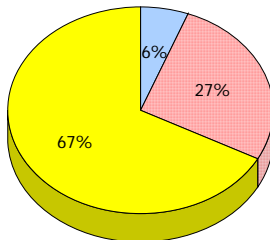
**2011**  
AGR (56)



**2010**  
AGR (63)



**2009**  
AGR (52)



Unknown     
  Exemption     
  Not Yet Meeting (1 or 2)     
  Meeting or Exceeding (3,4,5)

\* In some cases, CRT numbers may exceed AGR numbers based on late enrolments. Pie chart is based on the number of students who wrote the CRT.

\* French Immersion students not included

\* Reading score is composite of Non-Fiction and Poet.

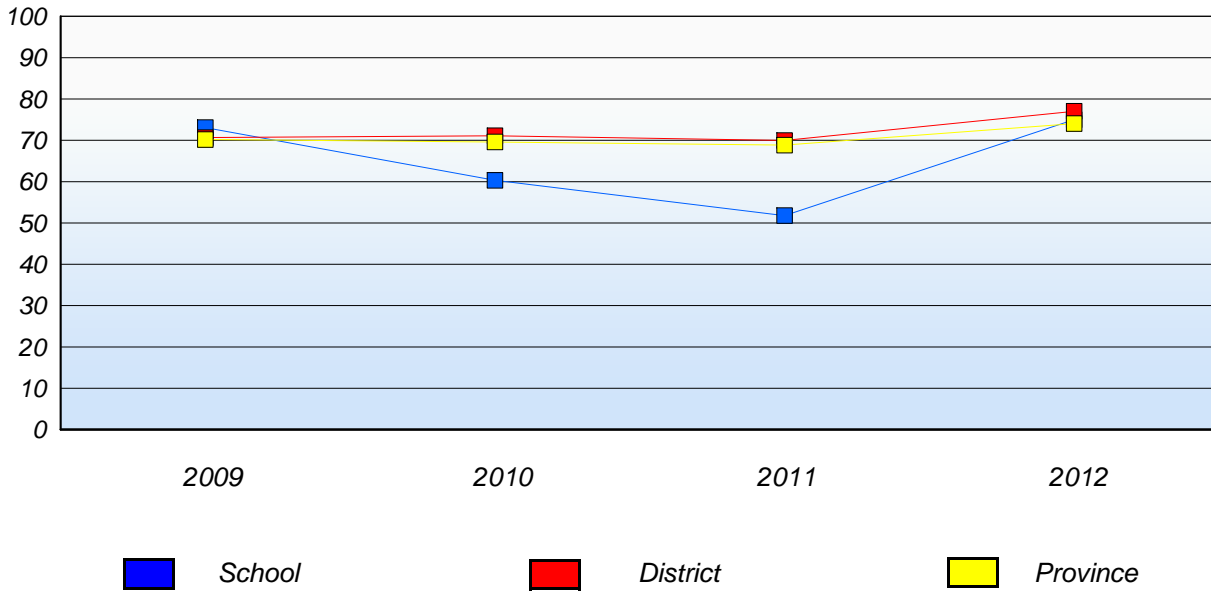
Mushuau Innu Natuashish School and Sheshatshiu Innu School are excluded from district and provincial results.

Source: Division of Evaluation and Research, Department of Education.

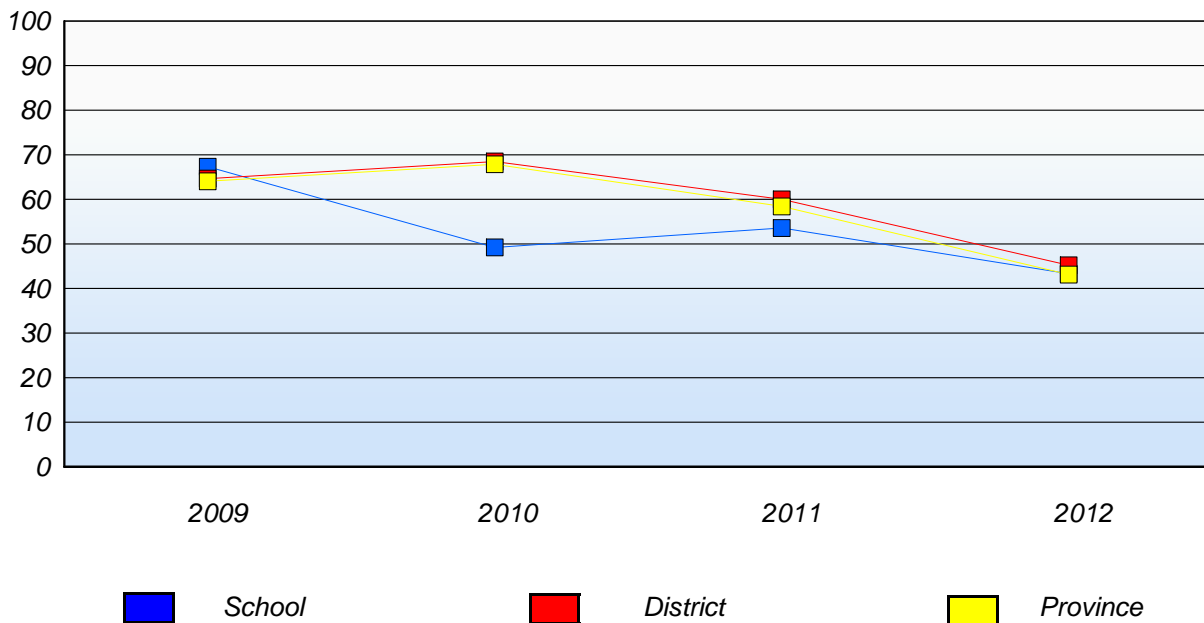
**District 4 - Eastern**

School #: 278 All Hallows Elementary

**Demand Writing**  
Percentage of students at level 3 or above (2009 - 2012)



**Reading**  
Percentage of students at level 3 or above (2009 - 2012)



\* In some cases, CRT numbers may exceed AGR numbers based on late enrolments. Pie chart is based on the number of students who wrote the CRT.

\* French Immersion students not included

\* Reading score is composite of Non-Fiction and Poet.

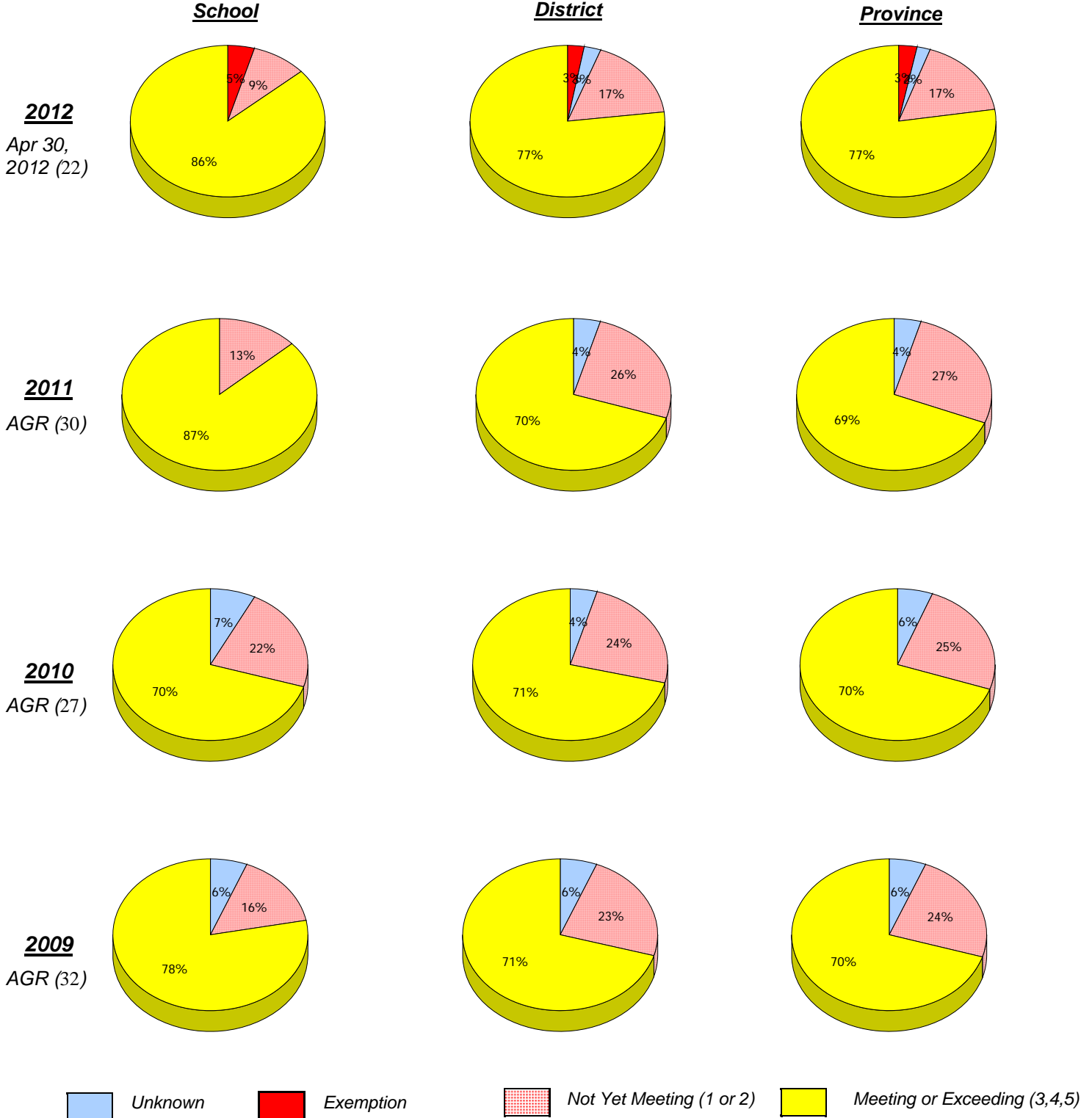
Mushuau Innu Natuashish School and Sheshatshiu Innu School are excluded from district and provincial results.

Source: Division of Evaluation and Research, Department of Education.

**District 4 - Eastern**

School #: 285 Holy Redeemer Elementary

***Demand Writing***



\* In some cases, CRT numbers may exceed AGR numbers based on late enrolments. Pie chart is based on the number of students who wrote the CRT.

\* French Immersion students not included

\* Reading score is composite of Non-Fiction and Poet.

Mushuau Innu Natuashish School and Sheshatshiu Innu School are excluded from district and provincial results.

Source: Division of Evaluation and Research, Department of Education.

**District 4 - Eastern**

School #: 285 Holy Redeemer Elementary

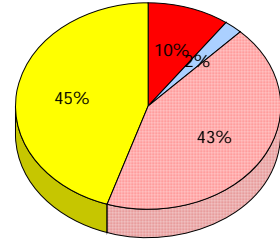
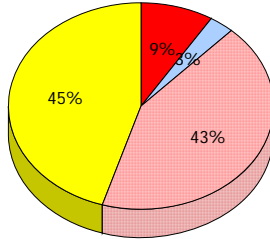
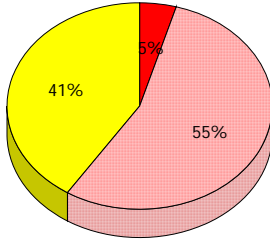
**Reading**

**School**

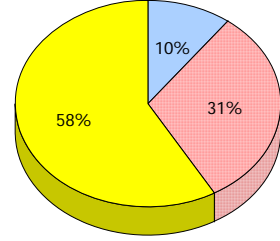
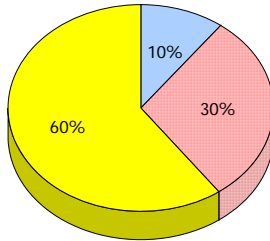
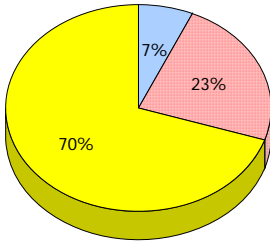
**District**

**Province**

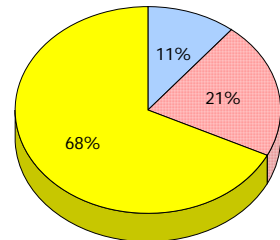
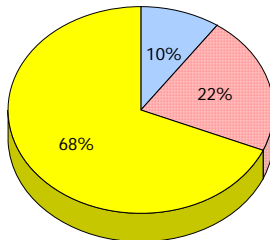
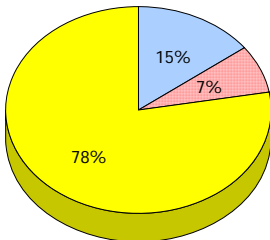
**2012**  
Apr 30,  
2012 (22)



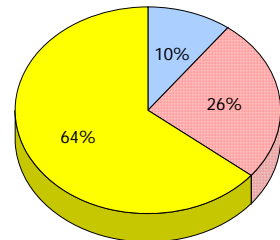
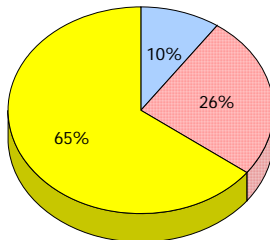
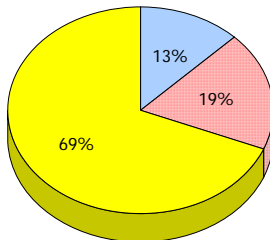
**2011**  
AGR (30)



**2010**  
AGR (27)



**2009**  
AGR (32)



*Unknown*     
  *Exemption*     
  *Not Yet Meeting (1 or 2)*     
  *Meeting or Exceeding (3,4,5)*

\* In some cases, CRT numbers may exceed AGR numbers based on late enrolments. Pie chart is based on the number of students who wrote the CRT.

\* French Immersion students not included

\* Reading score is composite of Non-Fiction and Poet.

Mushuau Innu Natuashish School and Sheshatshiu Innu School are excluded from district and provincial results.

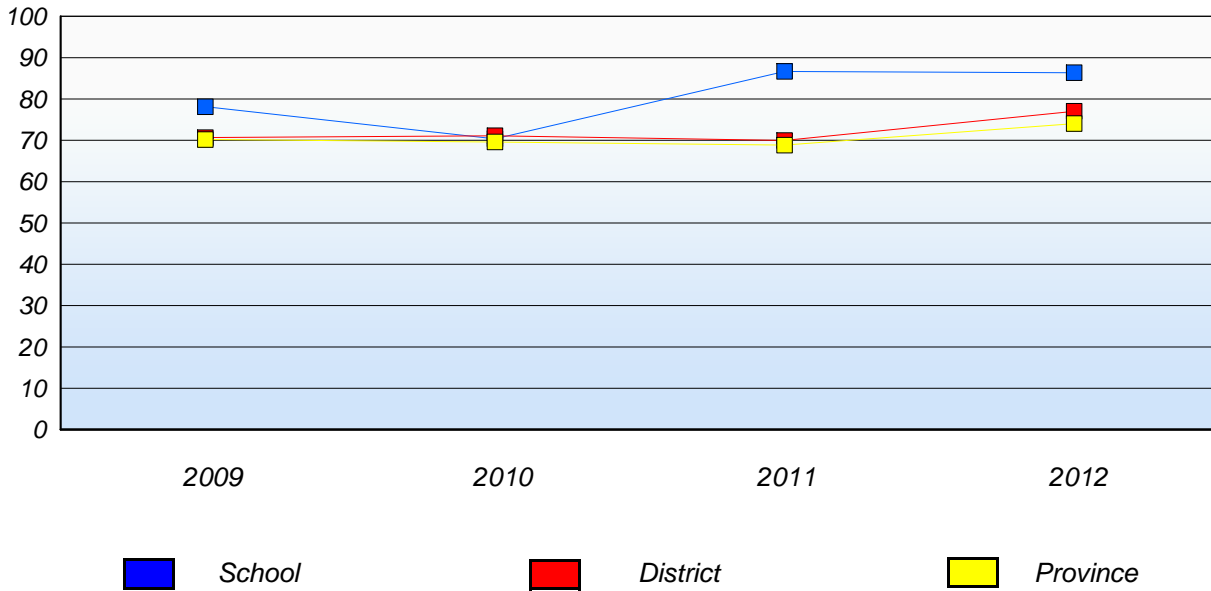
Source: Division of Evaluation and Research, Department of Education.



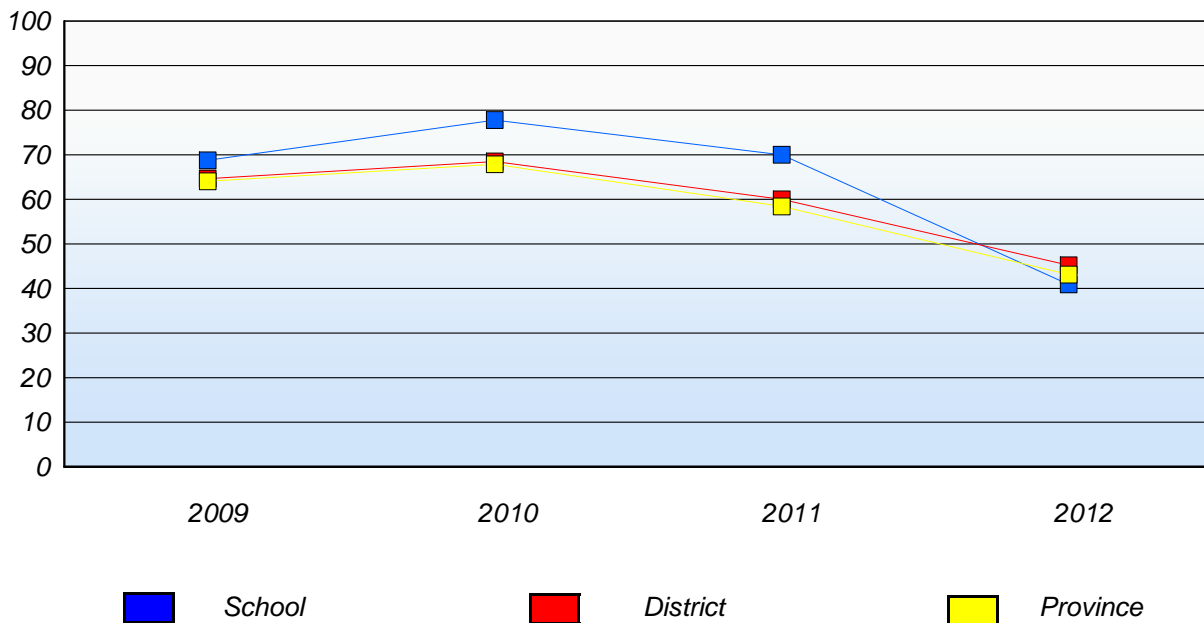
**District 4 - Eastern**

School #: 285 Holy Redeemer Elementary

**Demand Writing**  
Percentage of students at level 3 or above (2009 - 2012)



**Reading**  
Percentage of students at level 3 or above (2009 - 2012)



\* In some cases, CRT numbers may exceed AGR numbers based on late enrolments. Pie chart is based on the number of students who wrote the CRT.

\* French Immersion students not included

\* Reading score is composite of Non-Fiction and Poet.

Mushuau Innu Natuashish School and Sheshatshiu Innu School are excluded from district and provincial results.

Source: Division of Evaluation and Research, Department of Education.

District 4 - Eastern

School #: 286 Fatima Academy

**Demand Writing**

**School**

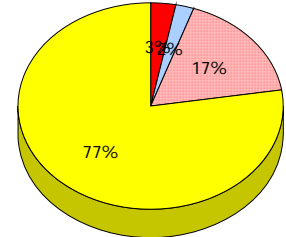
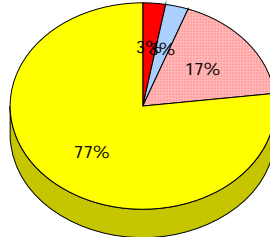
*School data with 5 or fewer students withheld for reasons of confidentiality.*

**District**

**Province**

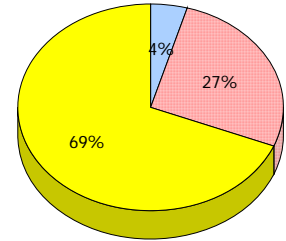
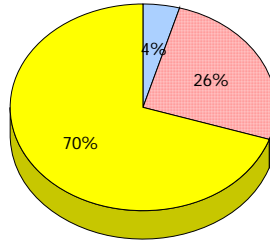
**2012**

Apr 30,  
2012 (3)



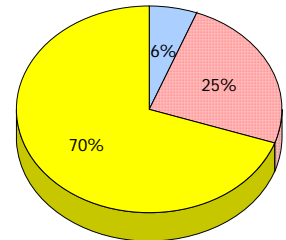
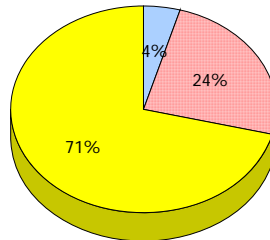
**2011**

AGR (6)



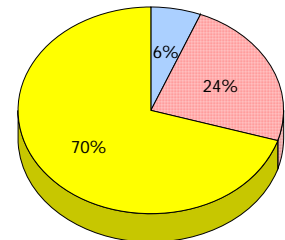
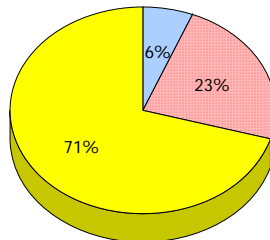
**2010**

AGR (2)



**2009**

AGR (7)



Unknown
  Exemption
  Not Yet Meeting (1 or 2)
  Meeting or Exceeding (3,4,5)

\* In some cases, CRT numbers may exceed AGR numbers based on late enrolments. Pie chart is based on the number of students who wrote the CRT.

\* French Immersion students not included

\* Reading score is composite of Non-Fiction and Poet.

Mushuau Innu Natuashish School and Sheshatshiu Innu School are excluded from district and provincial results.

Source: Division of Evaluation and Research, Department of Education.

**District 4 - Eastern**

School #: 286 Fatima Academy

**School**

*School data with 5 or fewer students withheld for reasons of confidentiality.*

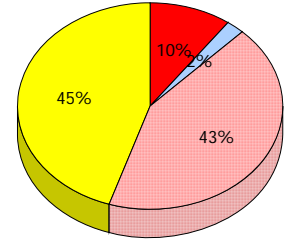
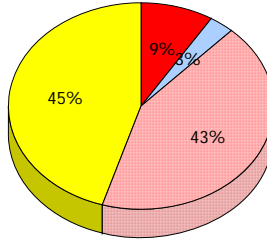
**Reading**

**District**

**Province**

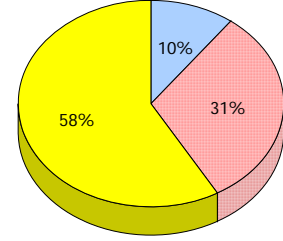
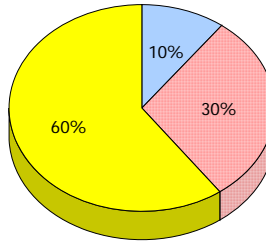
**2012**

Apr 30, 2012 (3)



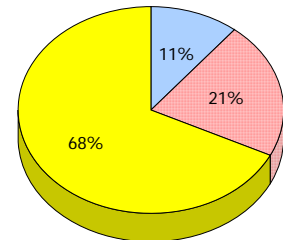
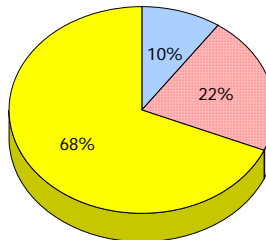
**2011**

AGR (6)



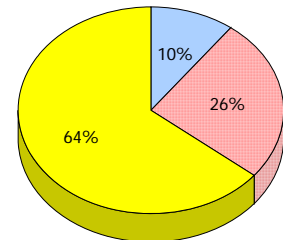
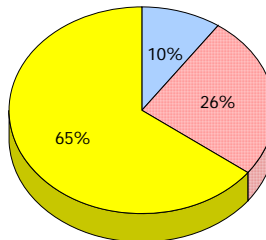
**2010**

AGR (2)



**2009**

AGR (7)



*Unknown*     
  *Exemption*     
  *Not Yet Meeting (1 or 2)*     
  *Meeting or Exceeding (3,4,5)*

\* In some cases, CRT numbers may exceed AGR numbers based on late enrolments. Pie chart is based on the number of students who wrote the CRT.

\* French Immersion students not included

\* Reading score is composite of Non-Fiction and Poet.

Mushuau Innu Natuashish School and Sheshatshiu Innu School are excluded from district and provincial results.

Source: Division of Evaluation and Research, Department of Education.

District 4 - Eastern

School #: 286 Fatima Academy

**Demand Writing**

*Percentage of students at level 3 or above (2009 - 2012)*

*School data with 5 or fewer students withheld for reasons of confidentiality.*



**Reading**

*Percentage of students at level 3 or above (2009 - 2012)*

*School data with 5 or fewer students withheld for reasons of confidentiality.*



\* In some cases, CRT numbers may exceed AGR numbers based on late enrolments. Pie chart is based on the number of students who wrote the CRT.

\* French Immersion students not included

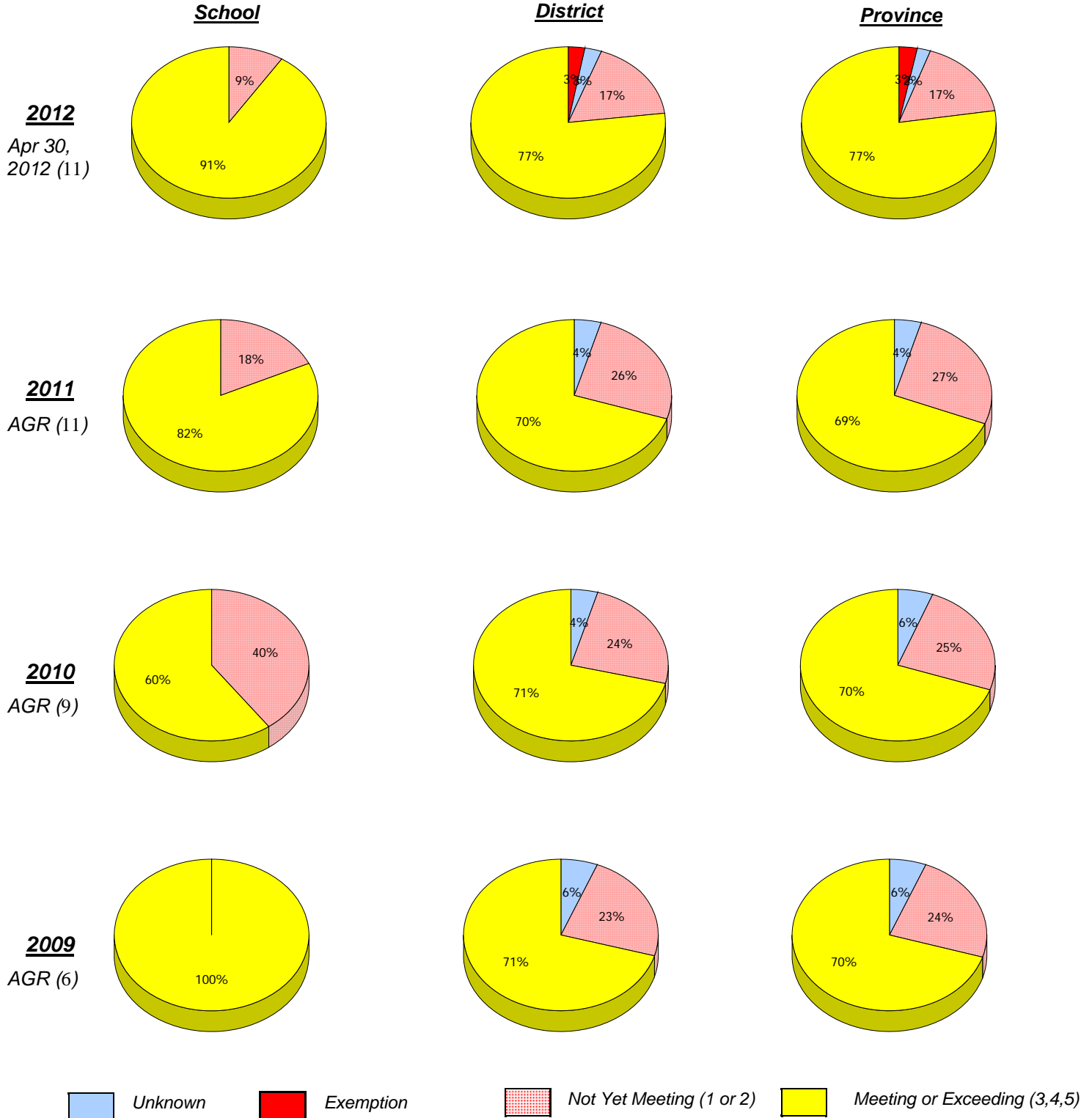
\* Reading score is composite of Non-Fiction and Poet.

Mushuau Innu Natuashish School and Sheshatshiu Innu School are excluded from district and provincial results.

District 4 - Eastern

School #: 287 Dunne Memorial Academy

**Demand Writing**



\* In some cases, CRT numbers may exceed AGR numbers based on late enrolments. Pie chart is based on the number of students who wrote the CRT.

\* French Immersion students not included

\* Reading score is composite of Non-Fiction and Poet.

Mushuau Innu Natuashish School and Sheshatshiu Innu School are excluded from district and provincial results.

Source: Division of Evaluation and Research, Department of Education.

District 4 - Eastern

School #: 287 Dunne Memorial Academy

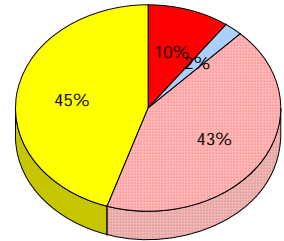
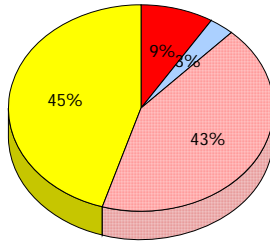
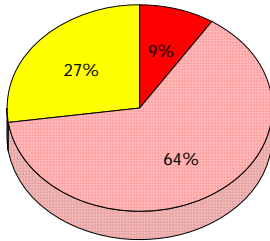
**Reading**

**School**

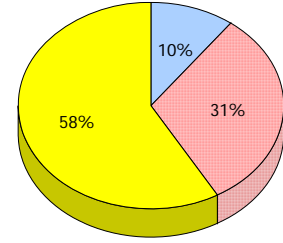
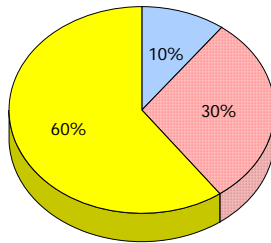
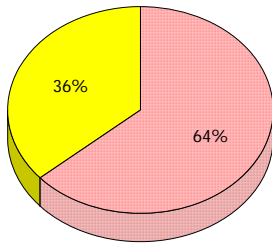
**District**

**Province**

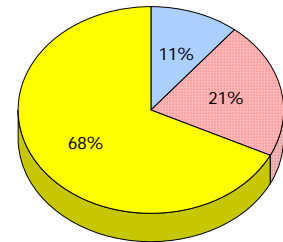
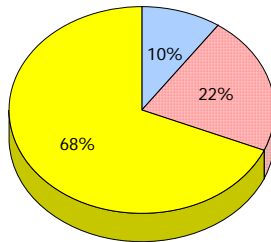
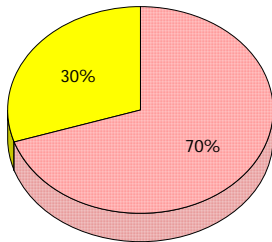
**2012**  
Apr 30,  
2012 (11)



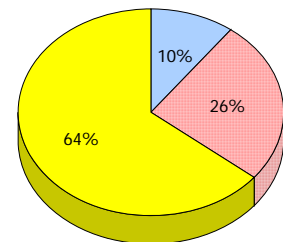
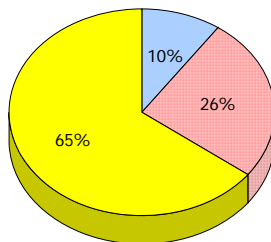
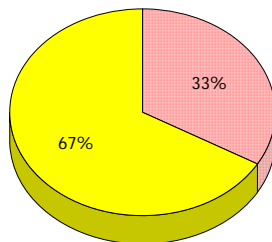
**2011**  
AGR (11)



**2010**  
AGR (9)



**2009**  
AGR (6)



Unknown
  Exemption
  Not Yet Meeting (1 or 2)
  Meeting or Exceeding (3,4,5)

\* In some cases, CRT numbers may exceed AGR numbers based on late enrolments. Pie chart is based on the number of students who wrote the CRT.

\* French Immersion students not included

\* Reading score is composite of Non-Fiction and Poet.

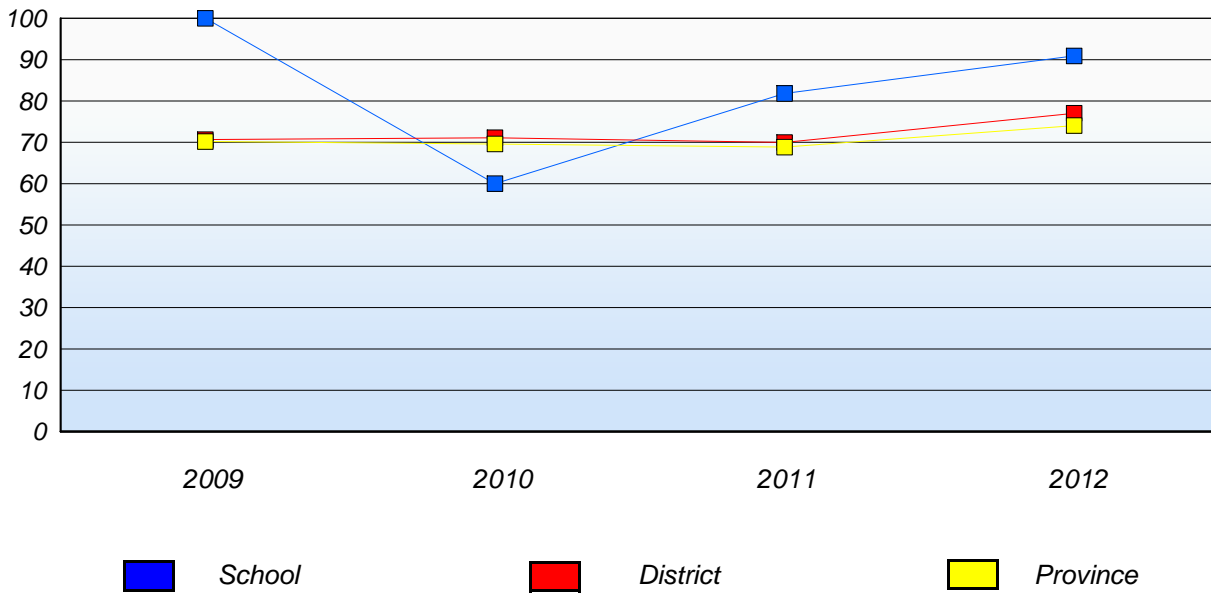
Mushuau Innu Natuashish School and Sheshatshiu Innu School are excluded from district and provincial results.

Source: Division of Evaluation and Research, Department of Education.

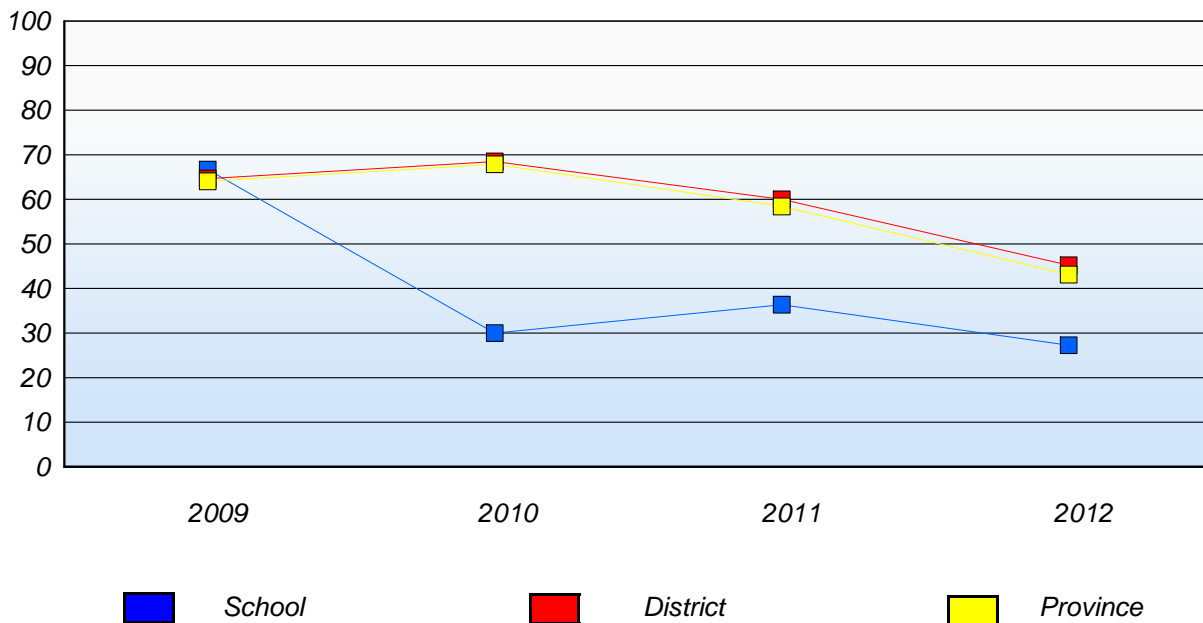
**District 4 - Eastern**

School #: 287 Dunne Memorial Academy

**Demand Writing**  
Percentage of students at level 3 or above (2009 - 2012)



**Reading**  
Percentage of students at level 3 or above (2009 - 2012)



\* In some cases, CRT numbers may exceed AGR numbers based on late enrolments. Pie chart is based on the number of students who wrote the CRT.

\* French Immersion students not included

\* Reading score is composite of Non-Fiction and Poet.

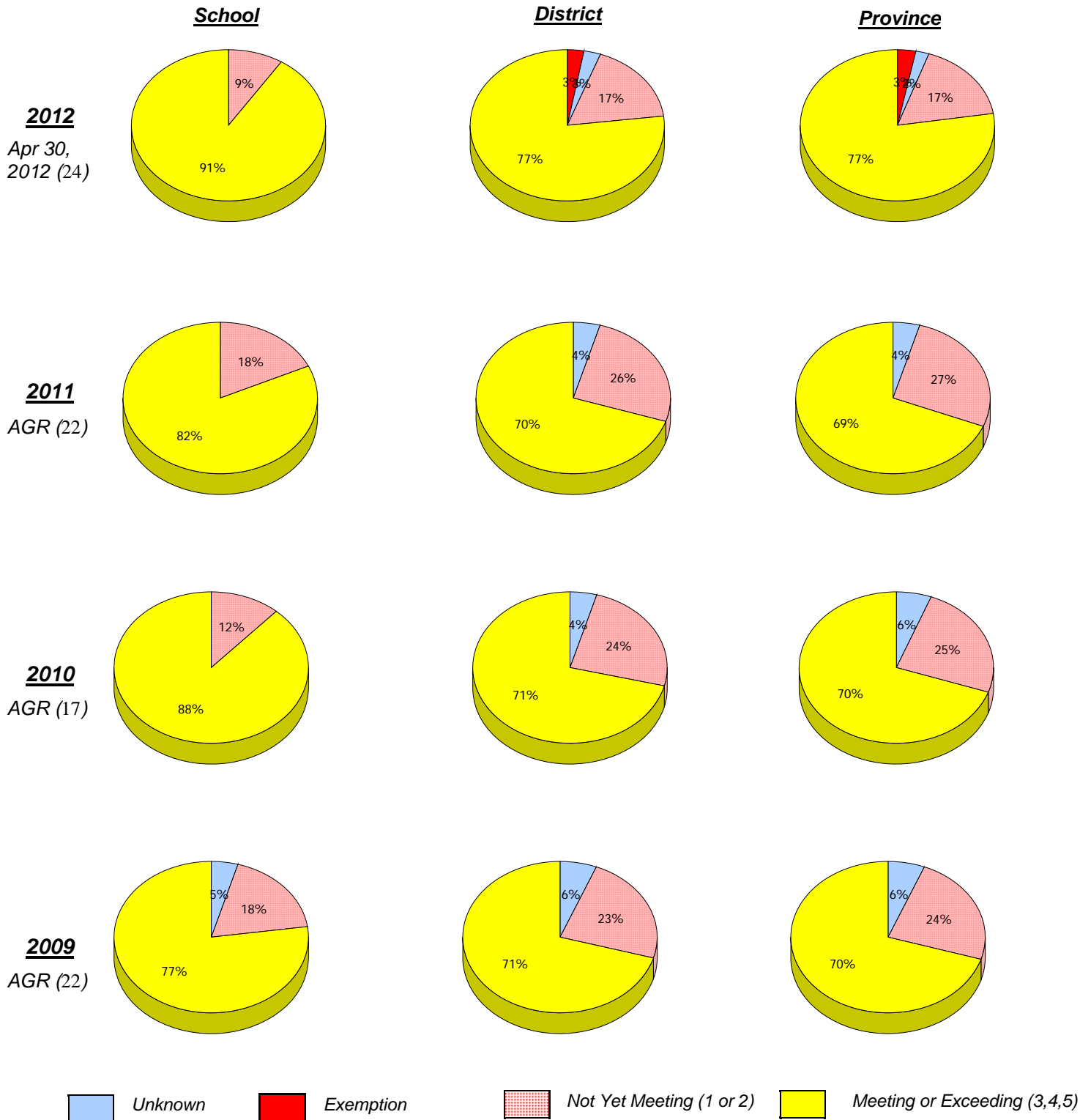
Mushuau Innu Natuashish School and Sheshatshiu Innu School are excluded from district and provincial results.

Source: Division of Evaluation and Research, Department of Education.

District 4 - Eastern

School #: 289 St. Peter's Elementary

**Demand Writing**



\* In some cases, CRT numbers may exceed AGR numbers based on late enrolments. Pie chart is based on the number of students who wrote the CRT.

\* French Immersion students not included

\* Reading score is composite of Non-Fiction and Poet.

Mushuau Innu Natuashish School and Sheshatshiu Innu School are excluded from district and provincial results.

Source: Division of Evaluation and Research, Department of Education.



District 4 - Eastern

School #: 289 St. Peter's Elementary

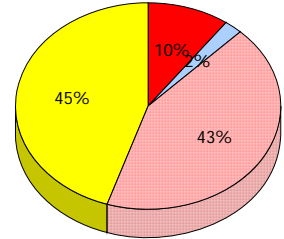
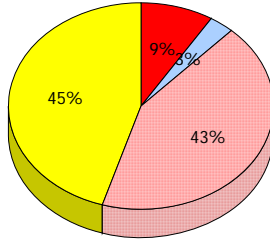
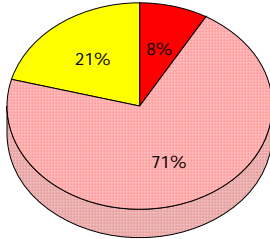
**Reading**

**School**

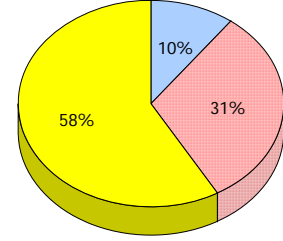
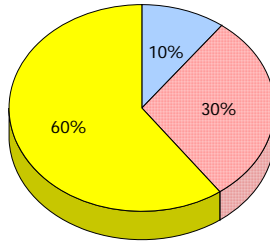
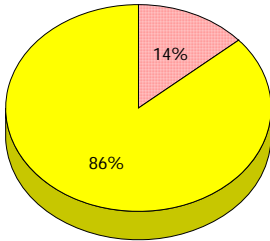
**District**

**Province**

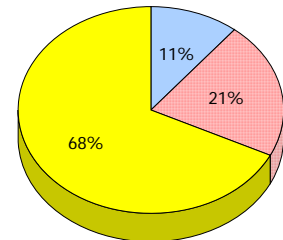
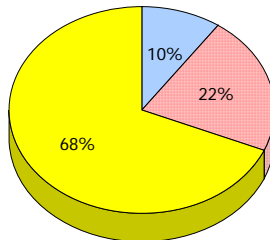
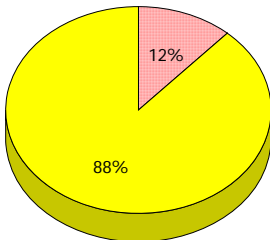
**2012**  
Apr 30,  
2012 (24)



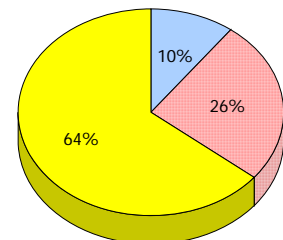
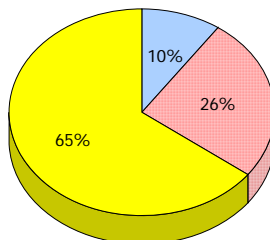
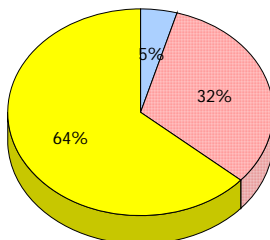
**2011**  
AGR (22)



**2010**  
AGR (17)



**2009**  
AGR (22)



Unknown
  Exemption
  Not Yet Meeting (1 or 2)
  Meeting or Exceeding (3,4,5)

\* In some cases, CRT numbers may exceed AGR numbers based on late enrolments. Pie chart is based on the number of students who wrote the CRT.

\* French Immersion students not included

\* Reading score is composite of Non-Fiction and Poet.

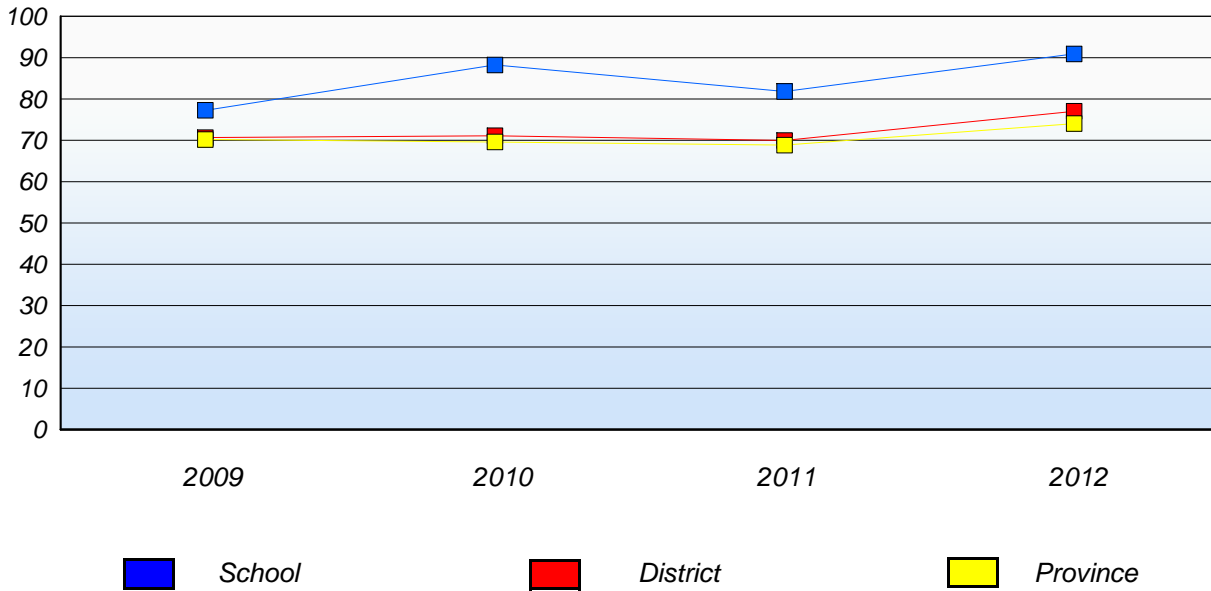
Mushuau Innu Natuashish School and Sheshatshiu Innu School are excluded from district and provincial results.

Source: Division of Evaluation and Research, Department of Education.

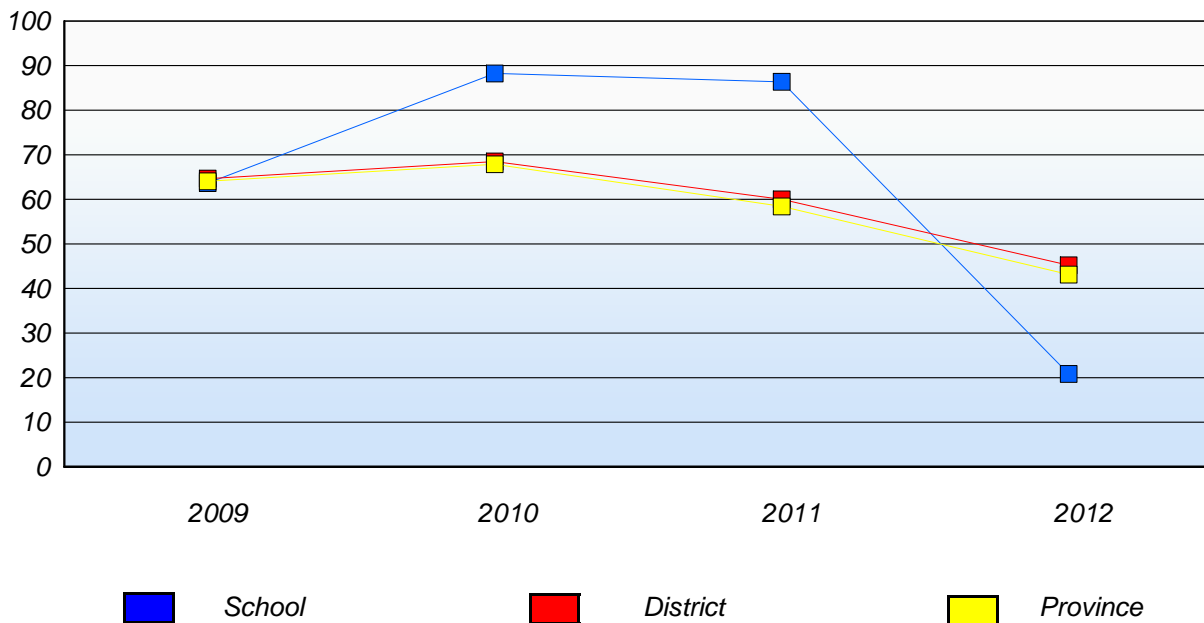
**District 4 - Eastern**

School #: 289 St. Peter's Elementary

**Demand Writing**  
Percentage of students at level 3 or above (2009 - 2012)



**Reading**  
Percentage of students at level 3 or above (2009 - 2012)



\* In some cases, CRT numbers may exceed AGR numbers based on late enrolments. Pie chart is based on the number of students who wrote the CRT.

\* French Immersion students not included

\* Reading score is composite of Non-Fiction and Poet.

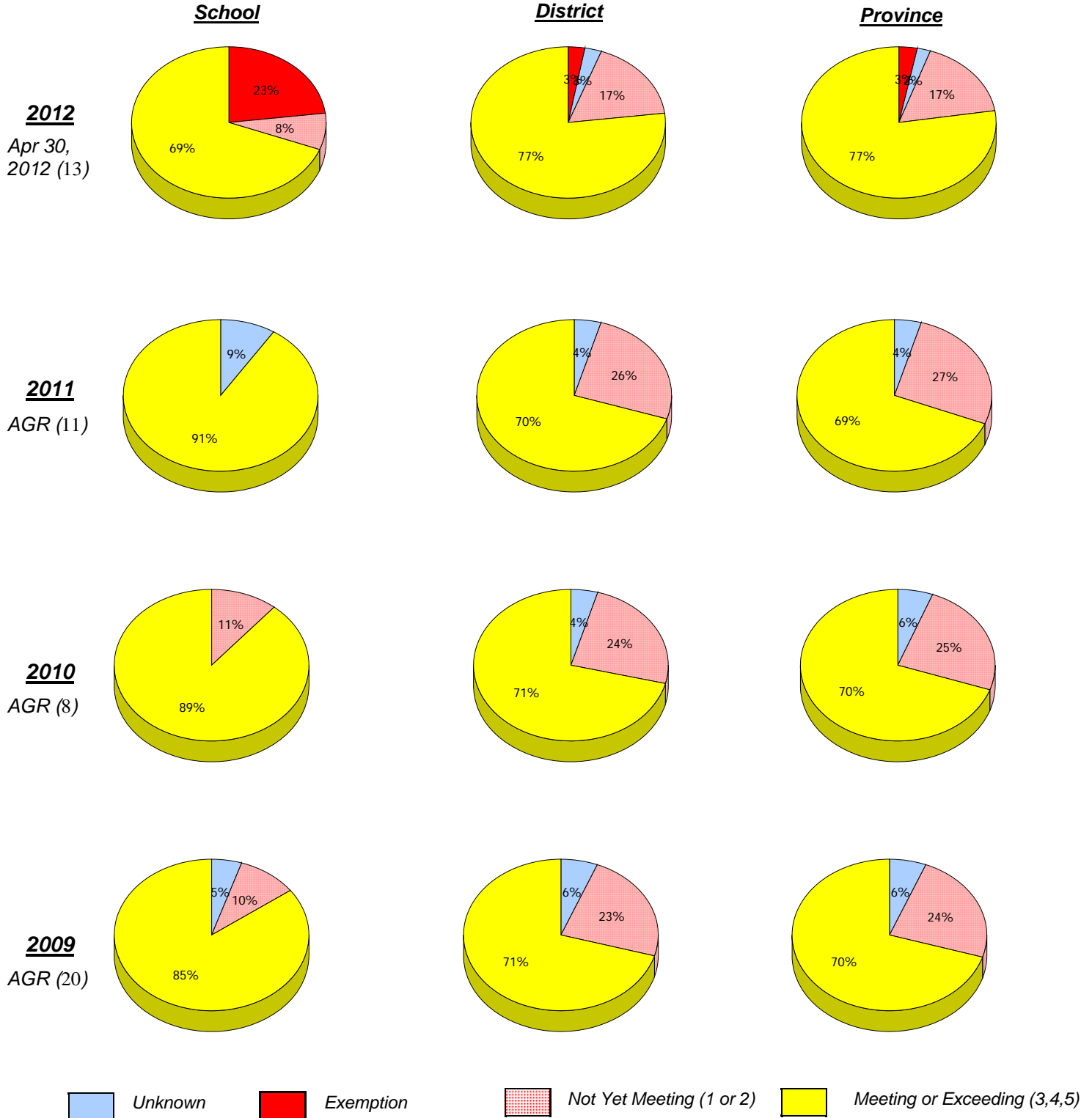
Mushuau Innu Natuashish School and Sheshatshiu Innu School are excluded from district and provincial results.

Source: Division of Evaluation and Research, Department of Education.

District 4 - Eastern

School #: 291 Perlin Elementary

**Demand Writing**



\* In some cases, CRT numbers may exceed AGR numbers based on late enrolments. Pie chart is based on the number of students who wrote the CRT.

\* French Immersion students not included

\* Reading score is composite of Non-Fiction and Poet.

Mushuau Innu Natuashish School and Sheshatshiu Innu School are excluded from district and provincial results.

**District 4 - Eastern**

School #: 291    Perlin Elementary

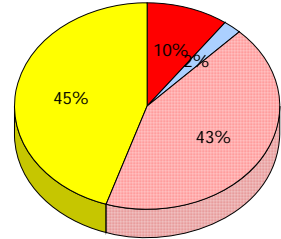
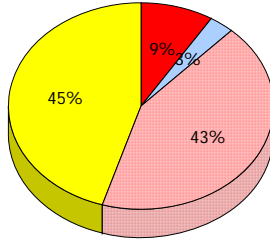
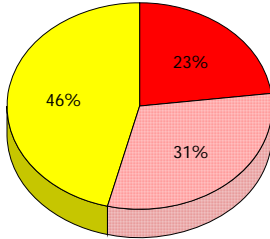
**Reading**

**School**

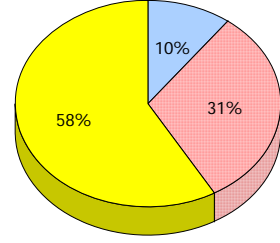
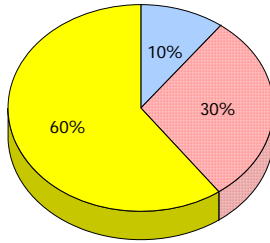
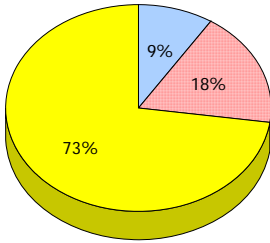
**District**

**Province**

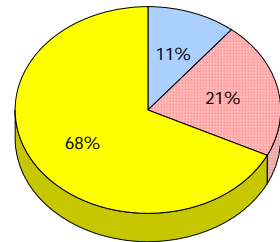
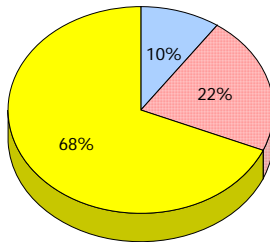
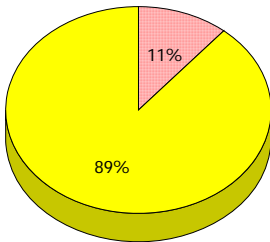
**2012**  
Apr 30,  
2012 (13)



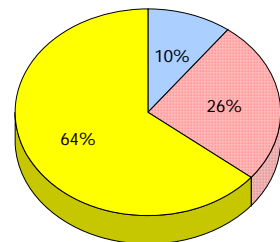
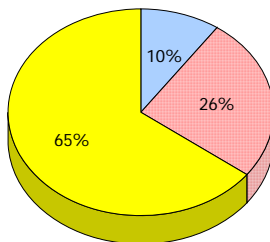
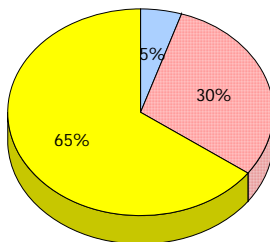
**2011**  
AGR (11)



**2010**  
AGR (8)



**2009**  
AGR (20)



*Unknown*     
  *Exemption*     
  *Not Yet Meeting (1 or 2)*     
  *Meeting or Exceeding (3,4,5)*

\* In some cases, CRT numbers may exceed AGR numbers based on late enrolments. Pie chart is based on the number of students who wrote the CRT.

\* French Immersion students not included

\* Reading score is composite of Non-Fiction and Poet.

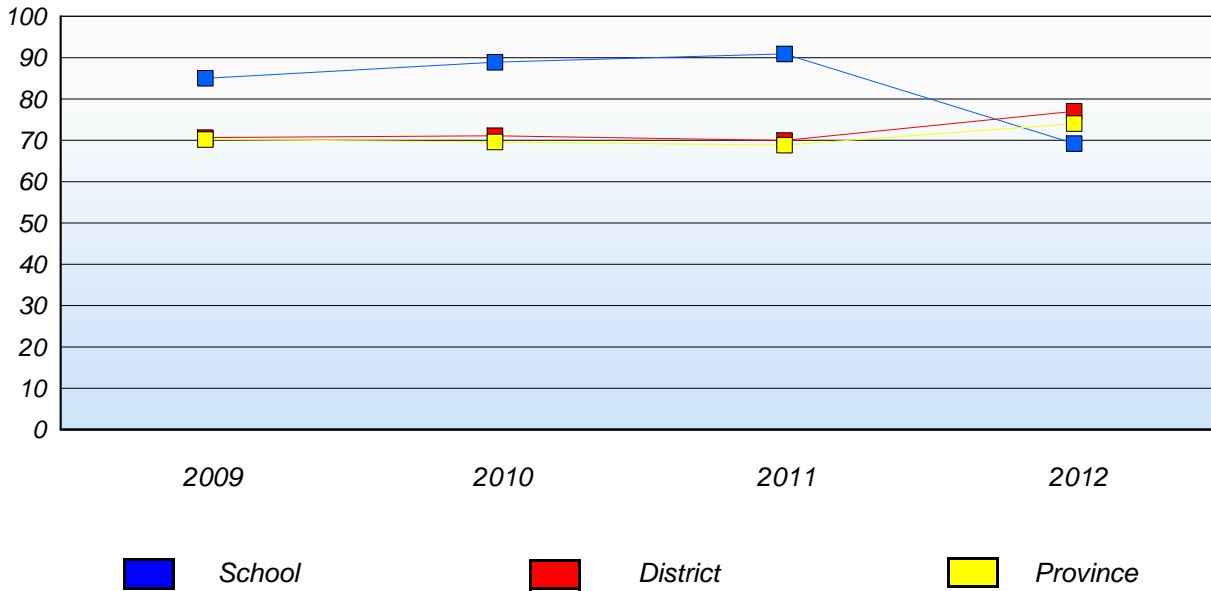
Mushuau Innu Natuashish School and Sheshatshiu Innu School are excluded from district and provincial results.

Source: Division of Evaluation and Research, Department of Education.

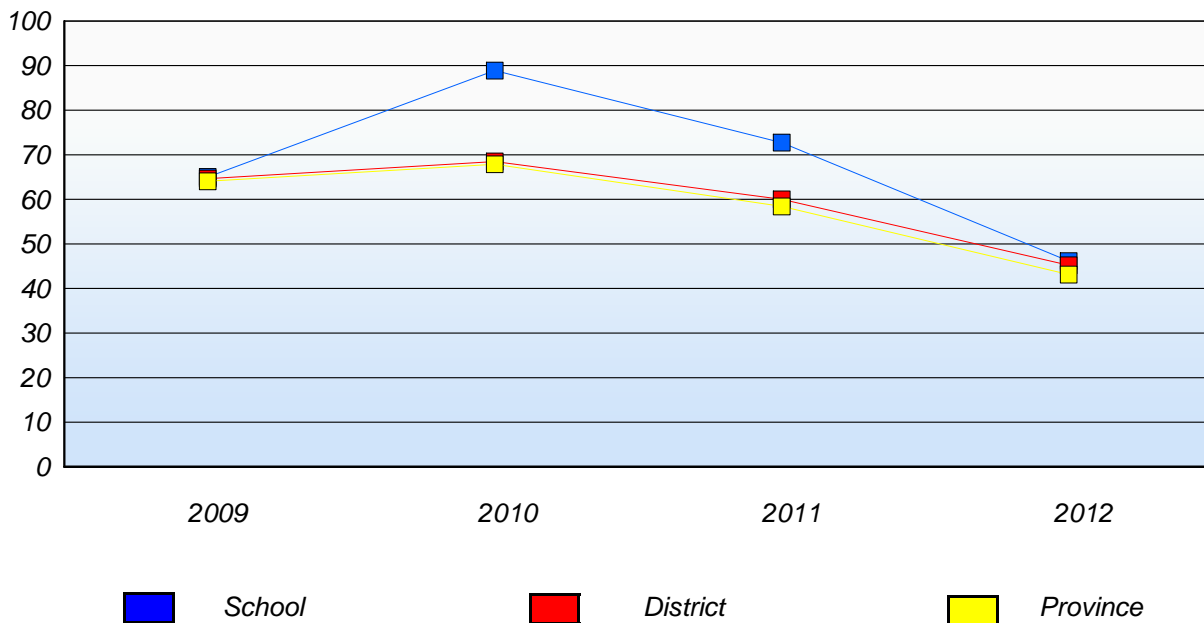
**District 4 - Eastern**

School #: 291    Perlin Elementary

**Demand Writing**  
Percentage of students at level 3 or above (2009 - 2012)



**Reading**  
Percentage of students at level 3 or above (2009 - 2012)



\* In some cases, CRT numbers may exceed AGR numbers based on late enrolments. Pie chart is based on the number of students who wrote the CRT.

\* French Immersion students not included

\* Reading score is composite of Non-Fiction and Poet.

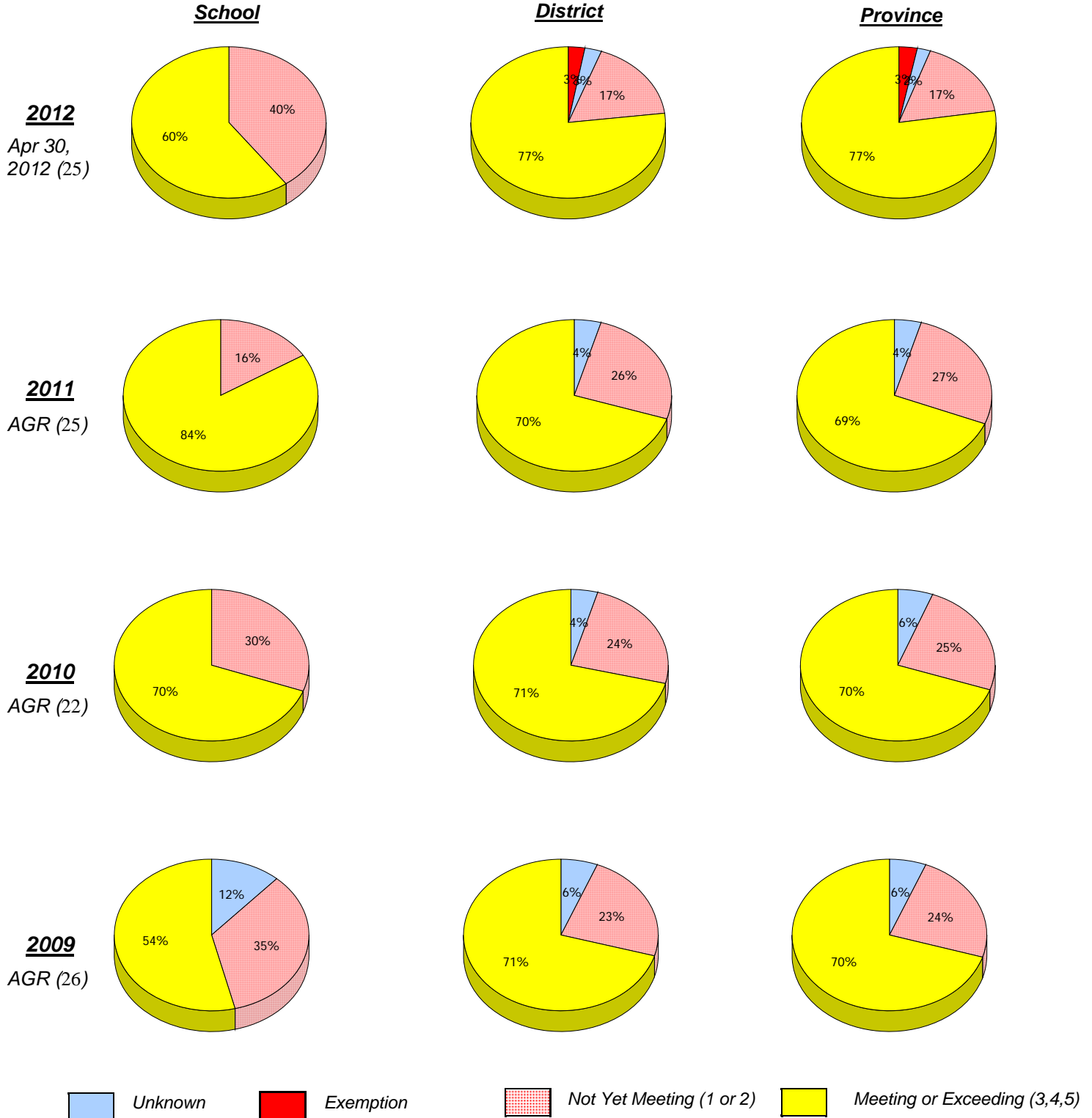
Mushuau Innu Natuashish School and Sheshatshiu Innu School are excluded from district and provincial results.

Source: Division of Evaluation and Research, Department of Education.

**District 4 - Eastern**

School #: 294 St. Augustine's Elementary

***Demand Writing***



\* In some cases, CRT numbers may exceed AGR numbers based on late enrolments. Pie chart is based on the number of students who wrote the CRT.

\* French Immersion students not included

\* Reading score is composite of Non-Fiction and Poet.

Mushuau Innu Natuashish School and Sheshatshiu Innu School are excluded from district and provincial results.

Source: Division of Evaluation and Research, Department of Education.

**District 4 - Eastern**

School #: 294 St. Augustine's Elementary

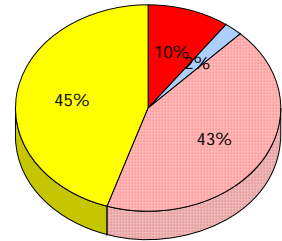
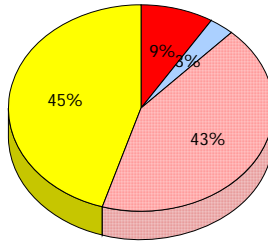
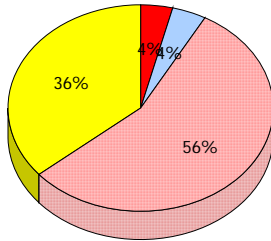
**Reading**

**School**

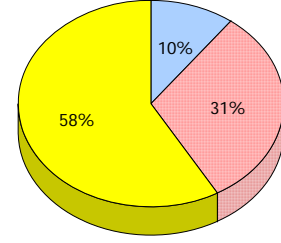
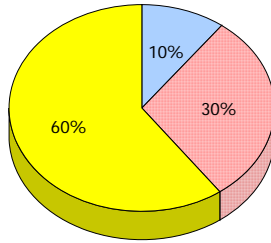
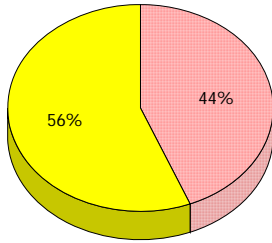
**District**

**Province**

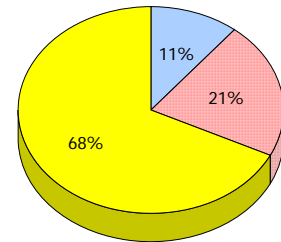
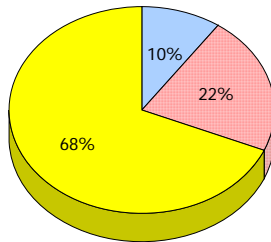
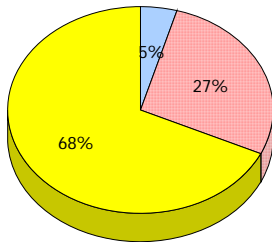
**2012**  
Apr 30,  
2012 (25)



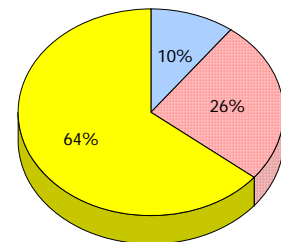
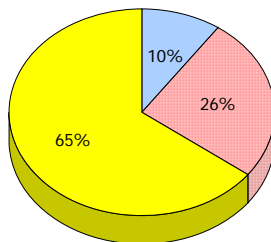
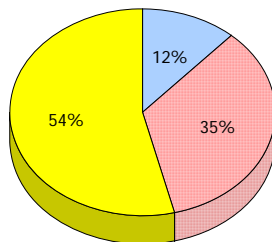
**2011**  
AGR (25)



**2010**  
AGR (22)



**2009**  
AGR (26)



Unknown
  Exemption
  Not Yet Meeting (1 or 2)
  Meeting or Exceeding (3,4,5)

\* In some cases, CRT numbers may exceed AGR numbers based on late enrolments. Pie chart is based on the number of students who wrote the CRT.

\* French Immersion students not included

\* Reading score is composite of Non-Fiction and Poet.

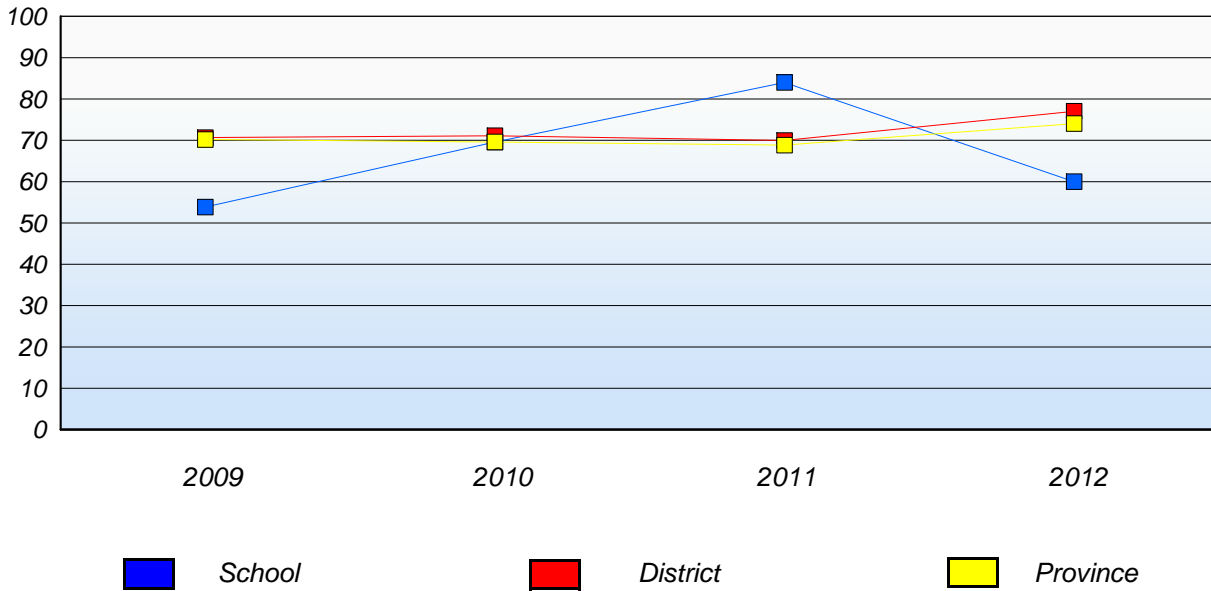
Mushuau Innu Natuashish School and Sheshatshiu Innu School are excluded from district and provincial results.

Source: Division of Evaluation and Research, Department of Education.

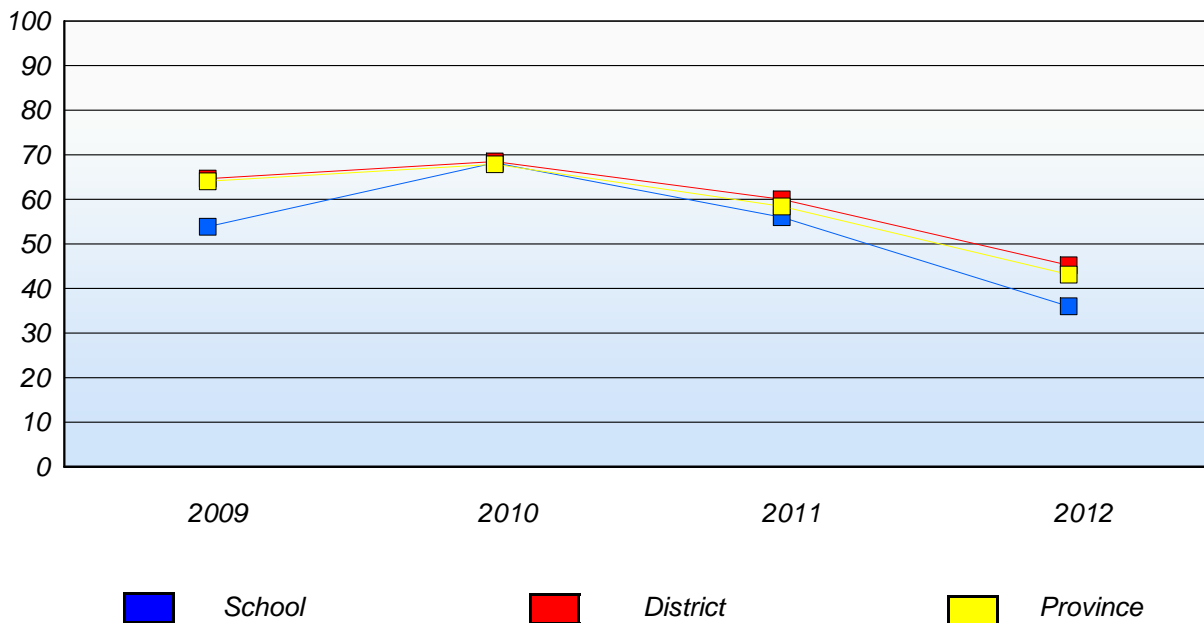
**District 4 - Eastern**

School #: 294 St. Augustine's Elementary

**Demand Writing**  
Percentage of students at level 3 or above (2009 - 2012)



**Reading**  
Percentage of students at level 3 or above (2009 - 2012)



\* In some cases, CRT numbers may exceed AGR numbers based on late enrolments. Pie chart is based on the number of students who wrote the CRT.

\* French Immersion students not included

\* Reading score is composite of Non-Fiction and Poet.

Mushuau Innu Natuashish School and Sheshatshiu Innu School are excluded from district and provincial results.

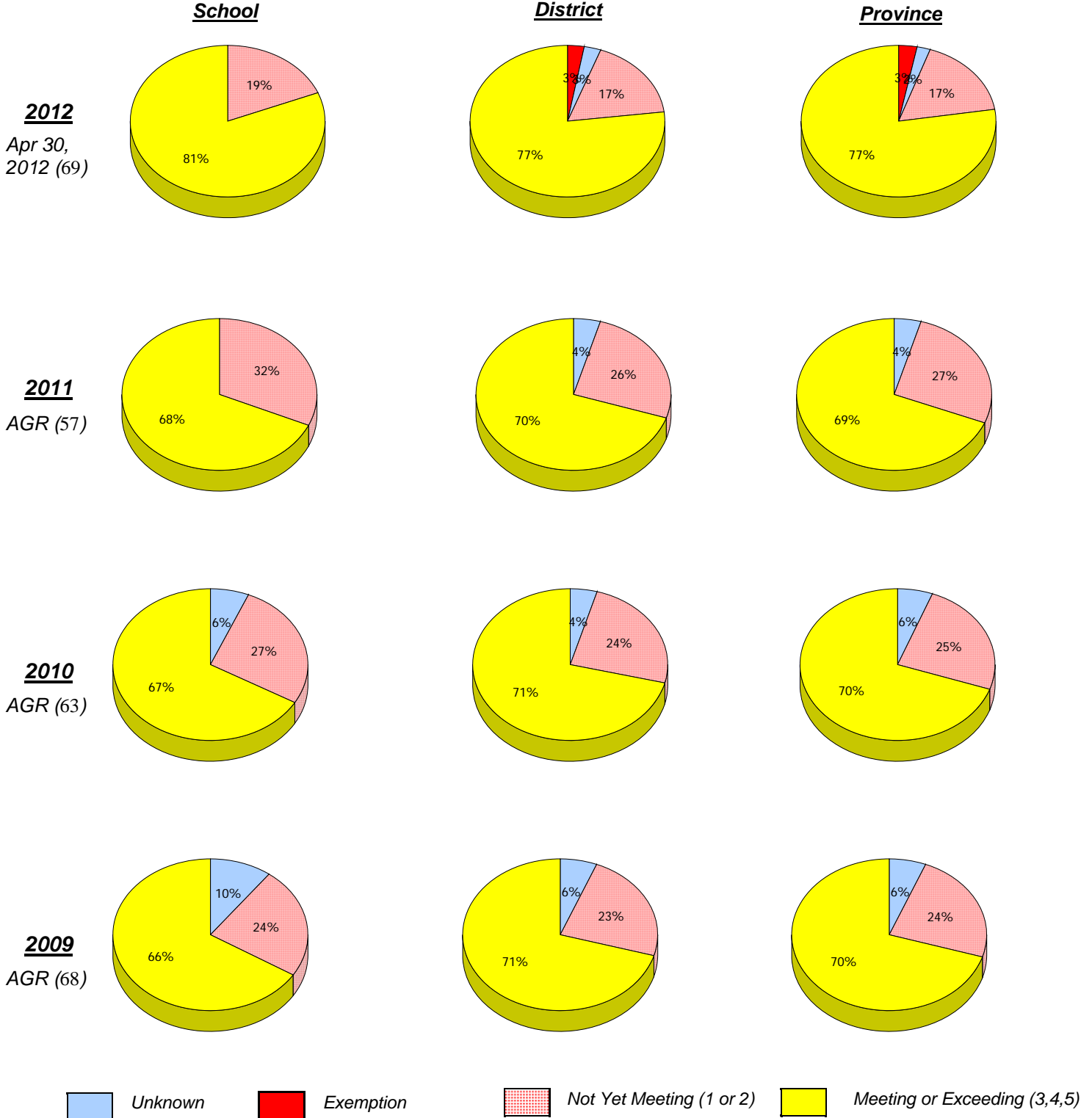
Source: Division of Evaluation and Research, Department of Education.



**District 4 - Eastern**

School #: 303 St. Edward's Elementary

***Demand Writing***



\* In some cases, CRT numbers may exceed AGR numbers based on late enrolments. Pie chart is based on the number of students who wrote the CRT.

\* French Immersion students not included

\* Reading score is composite of Non-Fiction and Poet.

Mushuau Innu Natuashish School and Sheshatshiu Innu School are excluded from district and provincial results.

Source: Division of Evaluation and Research, Department of Education.

**District 4 - Eastern**

School #: 303 St. Edward's Elementary

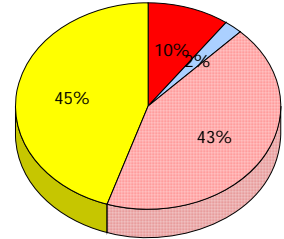
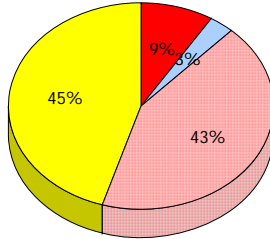
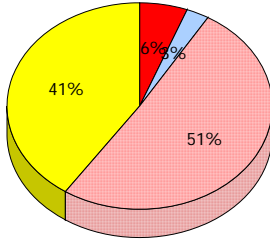
**Reading**

**School**

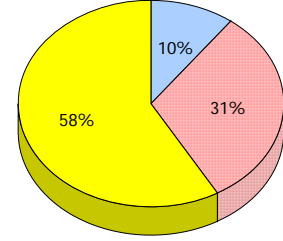
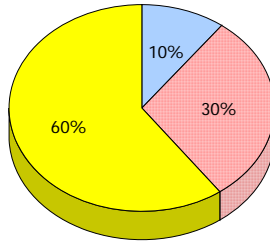
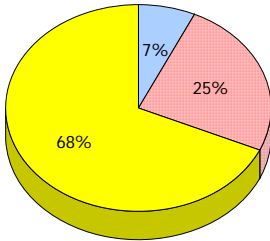
**District**

**Province**

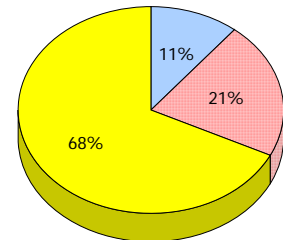
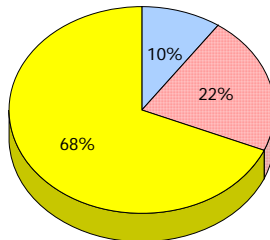
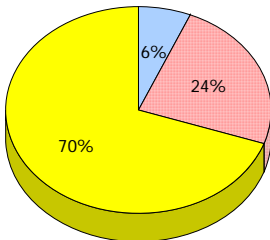
**2012**  
Apr 30,  
2012 (69)



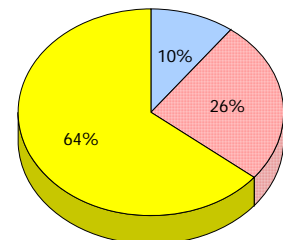
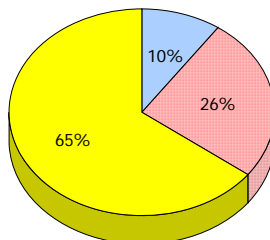
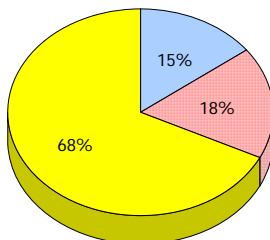
**2011**  
AGR (57)



**2010**  
AGR (63)



**2009**  
AGR (68)



*Unknown*     
  *Exemption*     
  *Not Yet Meeting (1 or 2)*     
  *Meeting or Exceeding (3,4,5)*

\* In some cases, CRT numbers may exceed AGR numbers based on late enrolments. Pie chart is based on the number of students who wrote the CRT.

\* French Immersion students not included

\* Reading score is composite of Non-Fiction and Poet.

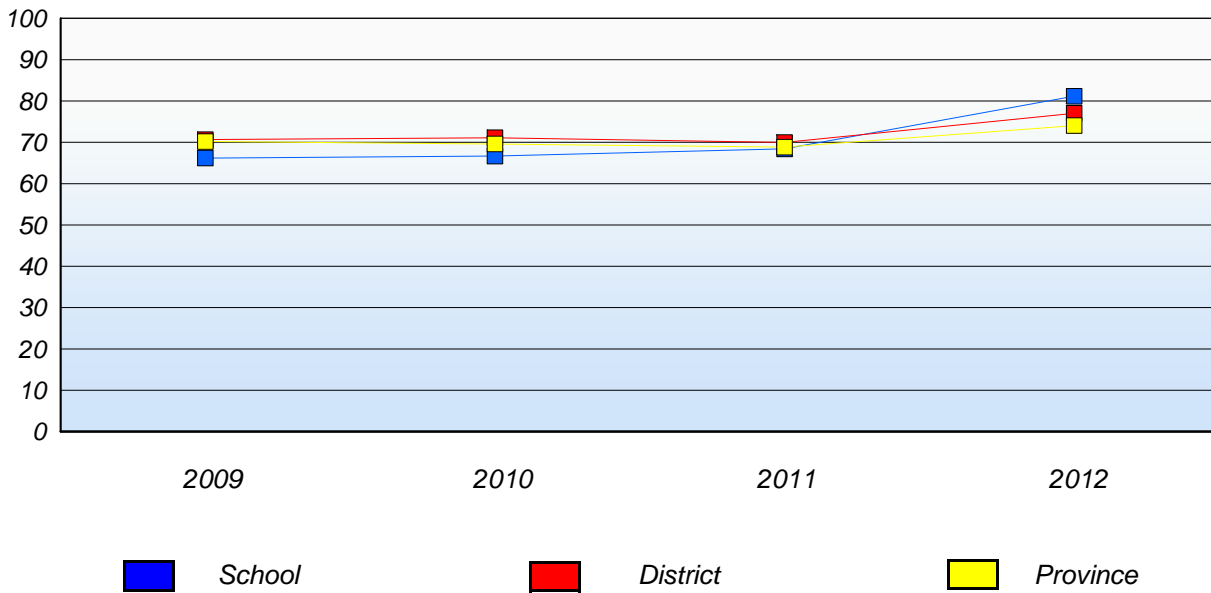
Mushuau Innu Natuashish School and Sheshatshiu Innu School are excluded from district and provincial results.

Source: Division of Evaluation and Research, Department of Education.

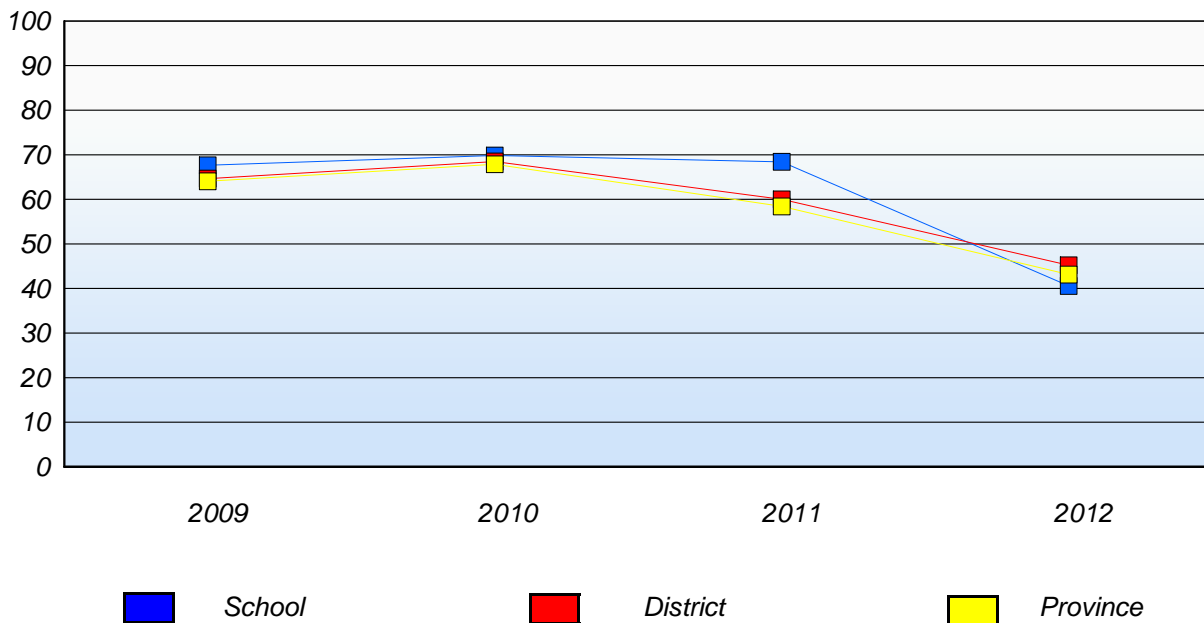
**District 4 - Eastern**

School #: 303 St. Edward's Elementary

**Demand Writing**  
Percentage of students at level 3 or above (2009 - 2012)



**Reading**  
Percentage of students at level 3 or above (2009 - 2012)



\* In some cases, CRT numbers may exceed AGR numbers based on late enrolments. Pie chart is based on the number of students who wrote the CRT.

\* French Immersion students not included

\* Reading score is composite of Non-Fiction and Poet.

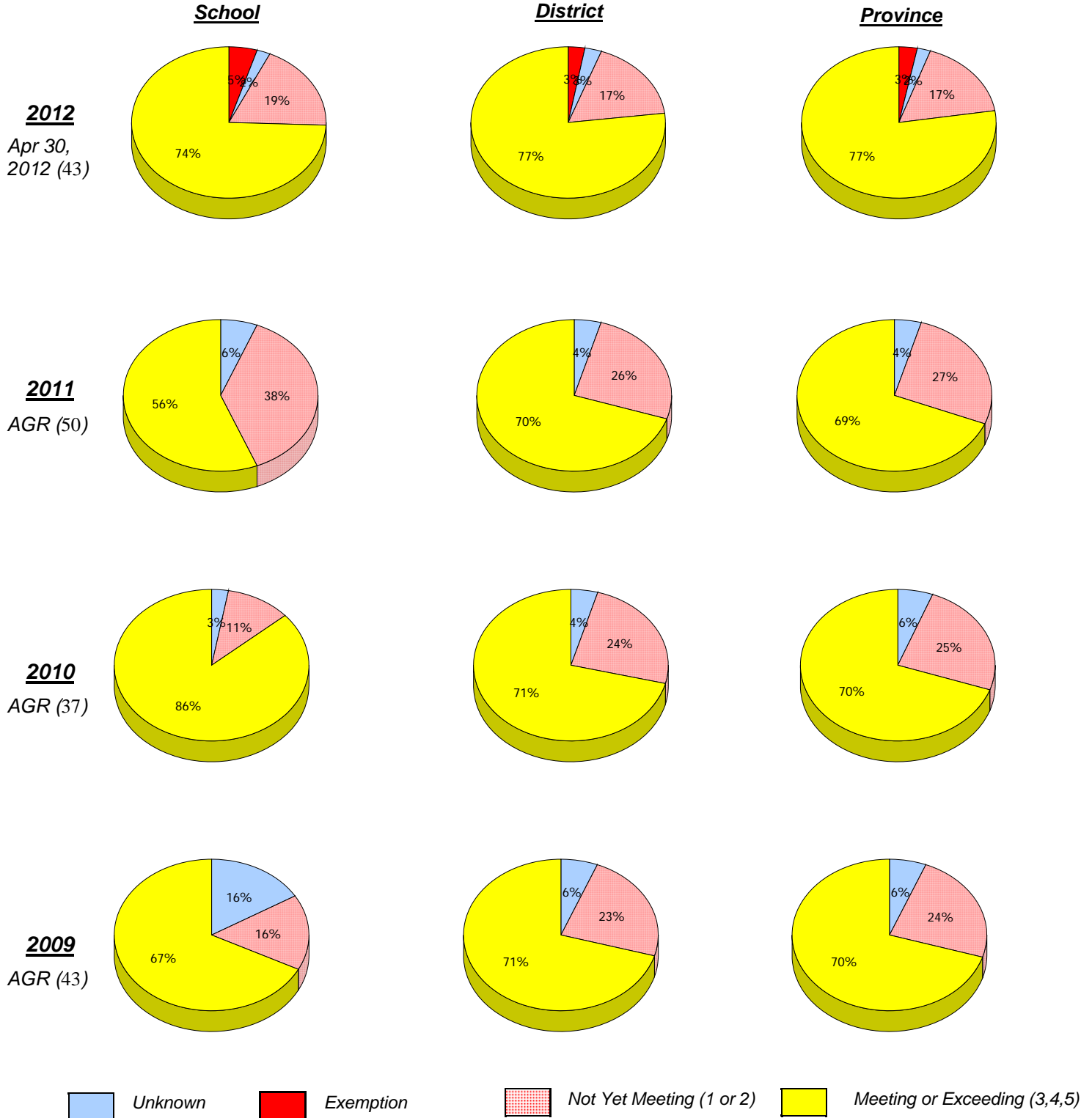
Mushuau Innu Natuashish School and Sheshatshiu Innu School are excluded from district and provincial results.

Source: Division of Evaluation and Research, Department of Education.

**District 4 - Eastern**

School #: 306 St. George's Elementary

***Demand Writing***



\* In some cases, CRT numbers may exceed AGR numbers based on late enrolments. Pie chart is based on the number of students who wrote the CRT.

\* French Immersion students not included

\* Reading score is composite of Non-Fiction and Poet.

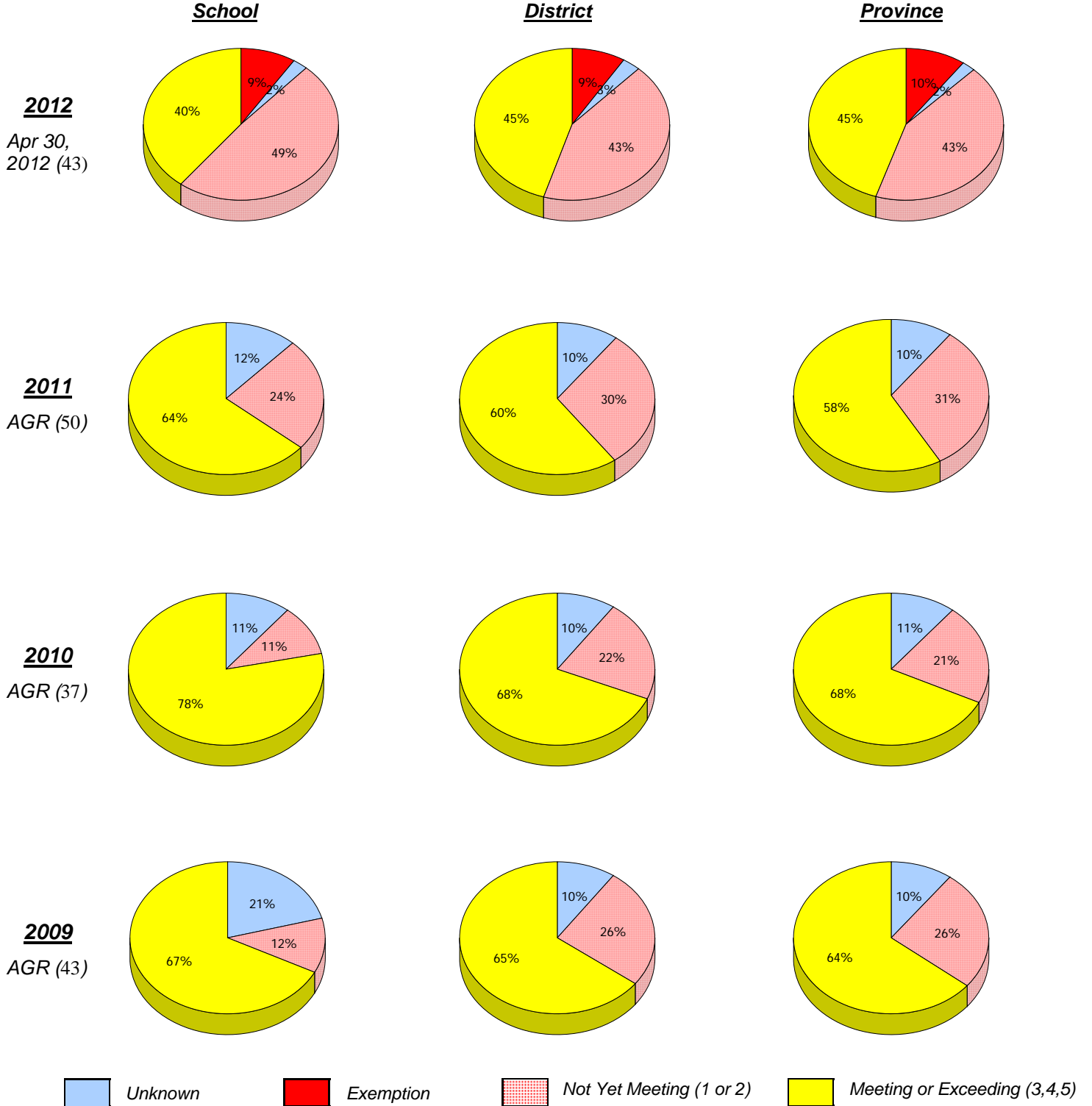
Mushuau Innu Natuashish School and Sheshatshiu Innu School are excluded from district and provincial results.

Source: Division of Evaluation and Research, Department of Education.

**District 4 - Eastern**

School #: 306 St. George's Elementary

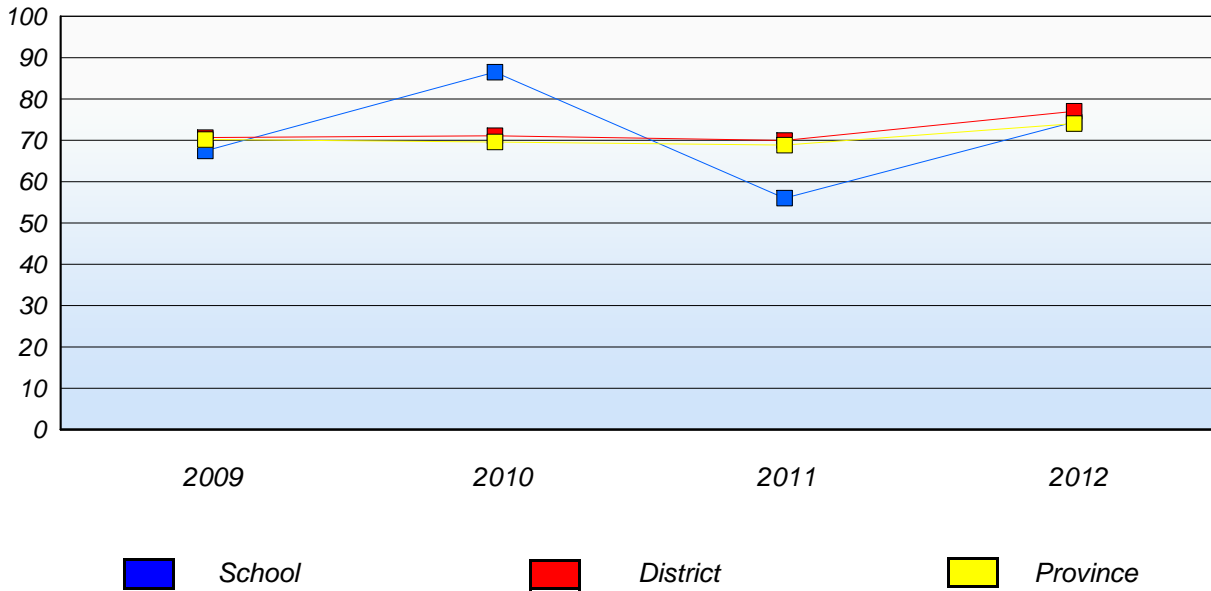
**Reading  
District**



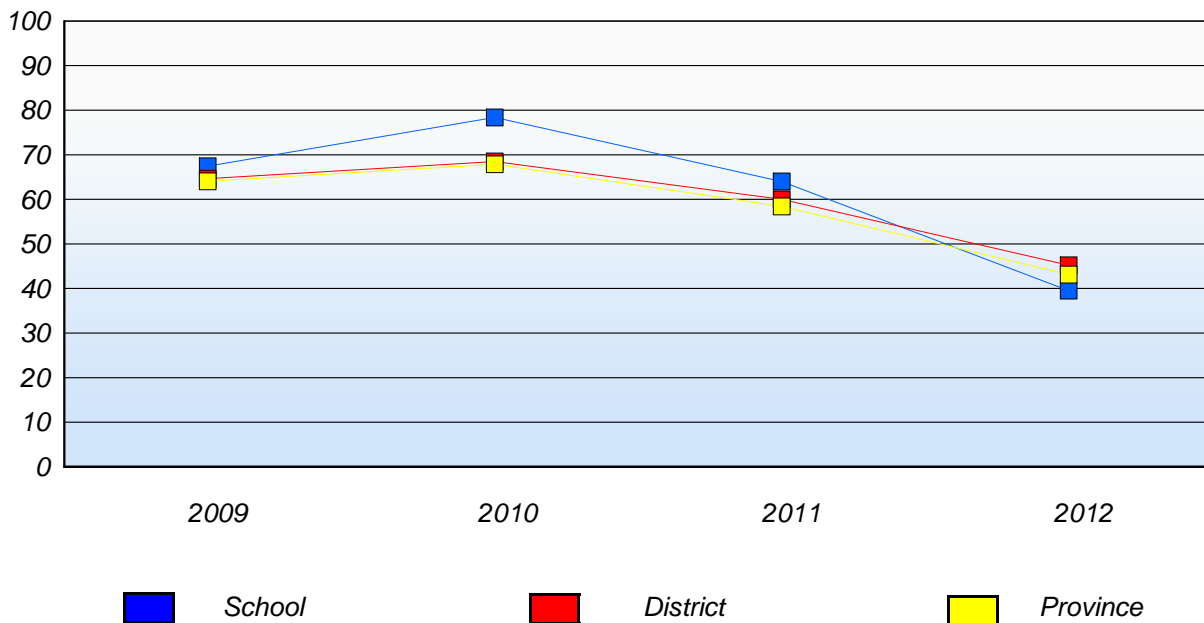
**District 4 - Eastern**

School #: 306 St. George's Elementary

**Demand Writing**  
Percentage of students at level 3 or above (2009 - 2012)



**Reading**  
Percentage of students at level 3 or above (2009 - 2012)



\* In some cases, CRT numbers may exceed AGR numbers based on late enrolments. Pie chart is based on the number of students who wrote the CRT.

\* French Immersion students not included

\* Reading score is composite of Non-Fiction and Poet.

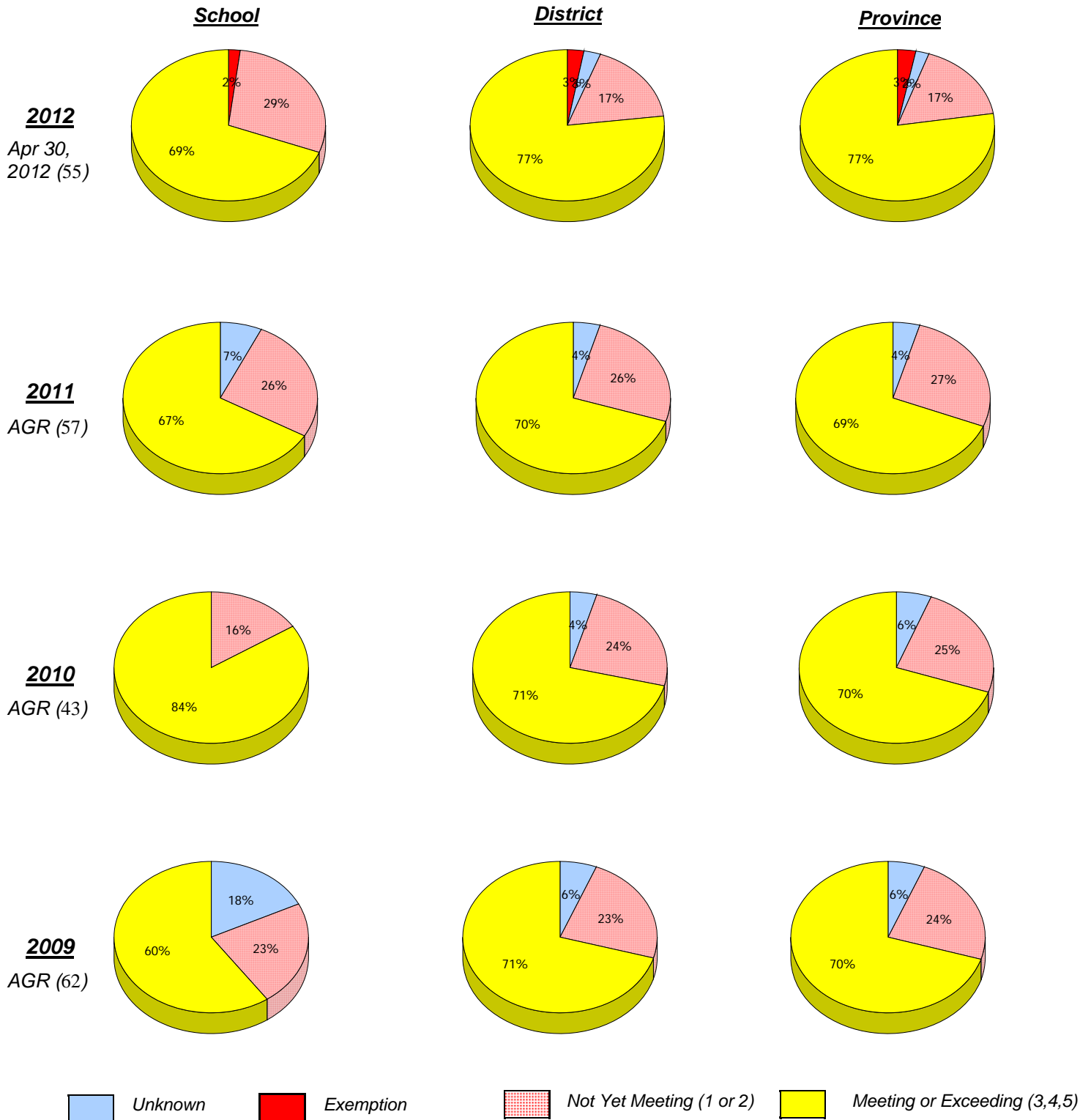
Mushuau Innu Natuashish School and Sheshatshiu Innu School are excluded from district and provincial results.

Source: Division of Evaluation and Research, Department of Education.

**District 4 - Eastern**

School #: 308 Mary Queen of the World Elementary

***Demand Writing***



\* In some cases, CRT numbers may exceed AGR numbers based on late enrolments. Pie chart is based on the number of students who wrote the CRT.  
 \* French Immersion students not included \* Reading score is composite of Non-Fiction and Poet.  
 Mushuau Innu Natuashish School and Sheshatshiu Innu School are excluded from district and provincial results.  
 Source: Division of Evaluation and Research, Department of Education.

**District 4 - Eastern**

School #: 308 Mary Queen of the World Elementary

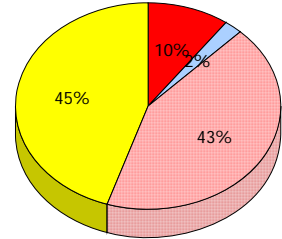
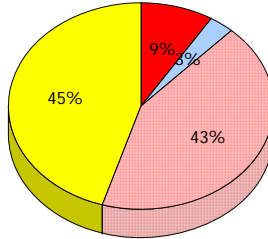
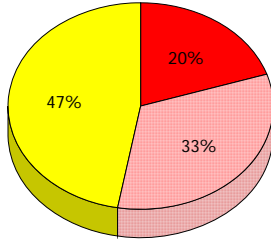
**Reading**

**School**

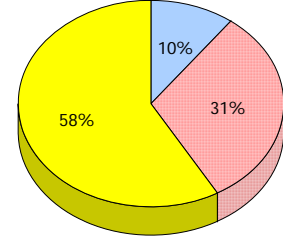
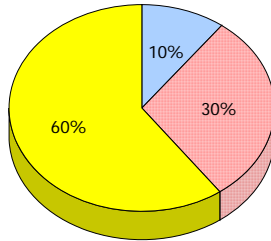
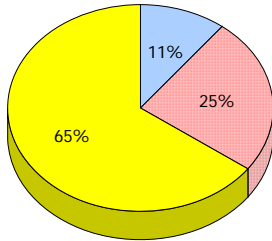
**District**

**Province**

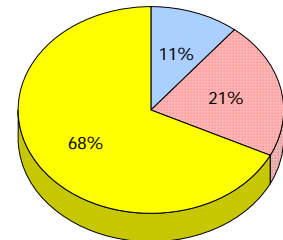
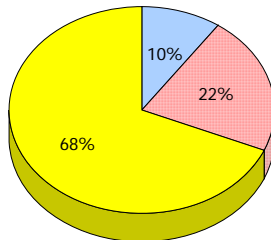
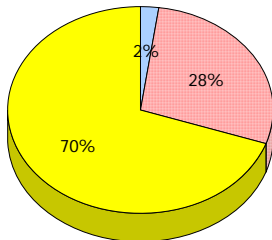
**2012**  
Apr 30,  
2012 (55)



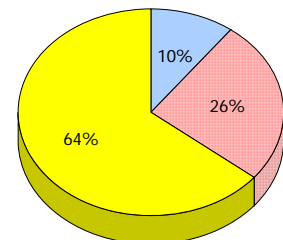
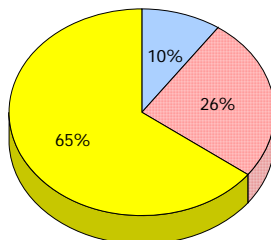
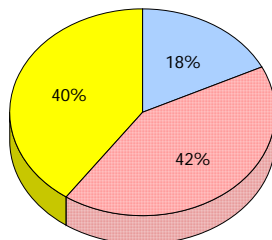
**2011**  
AGR (57)



**2010**  
AGR (43)



**2009**  
AGR (62)



Unknown
  Exemption
  Not Yet Meeting (1 or 2)
  Meeting or Exceeding (3,4,5)

\* In some cases, CRT numbers may exceed AGR numbers based on late enrolments. Pie chart is based on the number of students who wrote the CRT.

\* French Immersion students not included

\* Reading score is composite of Non-Fiction and Poet.

Mushuau Innu Natuashish School and Sheshatshiu Innu School are excluded from district and provincial results.

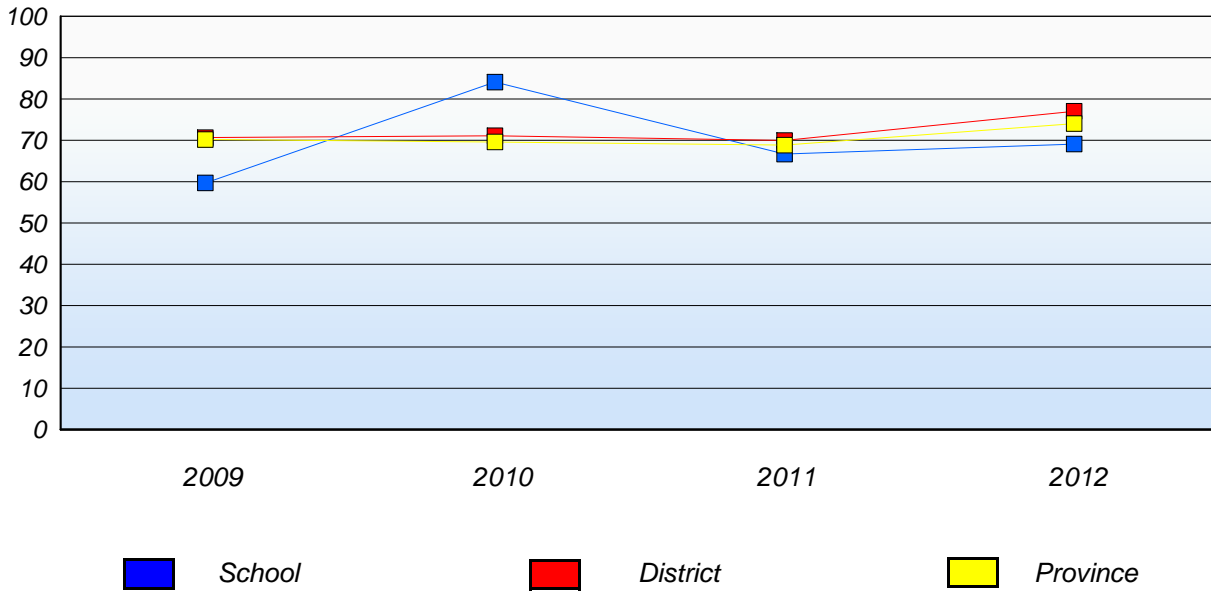
Source: Division of Evaluation and Research, Department of Education.



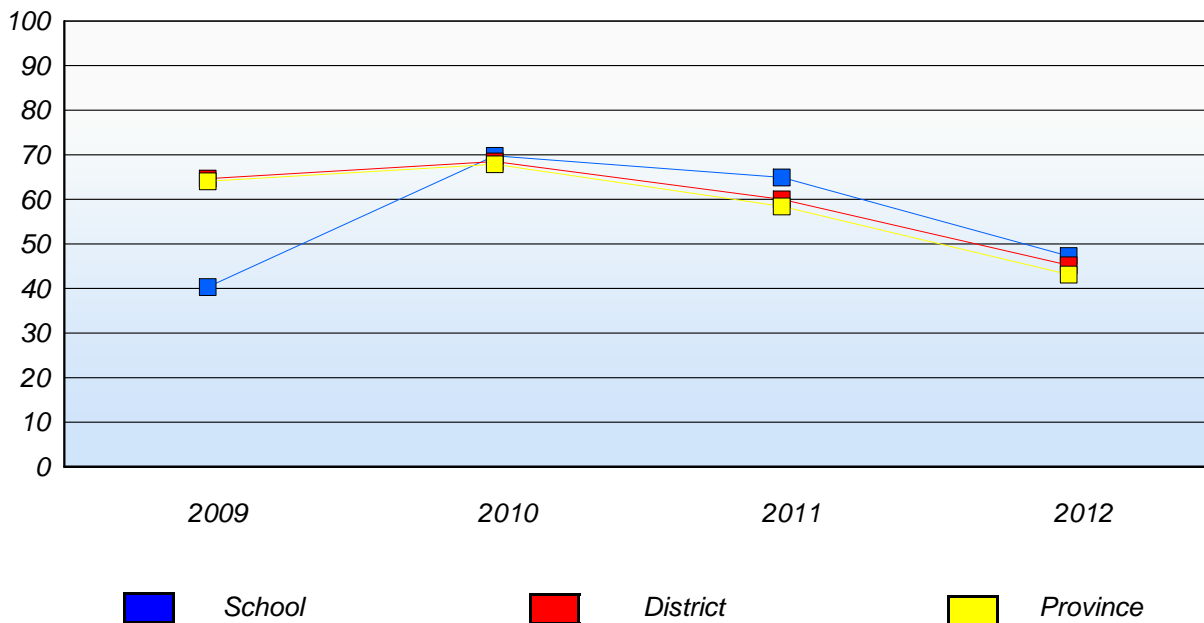
**District 4 - Eastern**

School #: 308 Mary Queen of the World Elementary

**Demand Writing**  
Percentage of students at level 3 or above (2009 - 2012)



**Reading**  
Percentage of students at level 3 or above (2009 - 2012)



\* In some cases, CRT numbers may exceed AGR numbers based on late enrolments. Pie chart is based on the number of students who wrote the CRT.

\* French Immersion students not included

\* Reading score is composite of Non-Fiction and Poet.

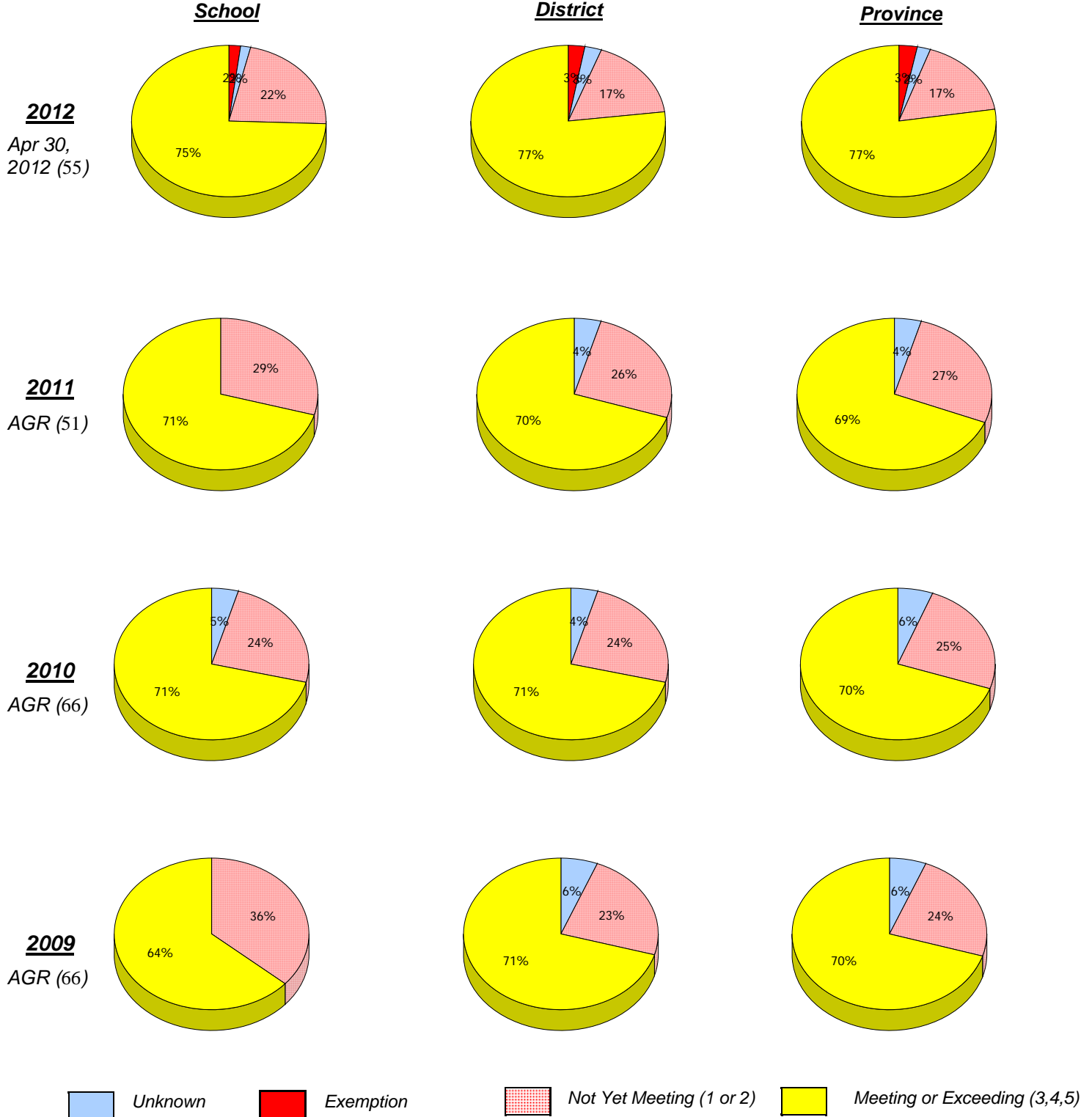
Mushuau Innu Natuashish School and Sheshatshiu Innu School are excluded from district and provincial results.

Source: Division of Evaluation and Research, Department of Education.

District 4 - Eastern

School #: 309 Morris Academy

**Demand Writing**



\* In some cases, CRT numbers may exceed AGR numbers based on late enrolments. Pie chart is based on the number of students who wrote the CRT.

\* French Immersion students not included

\* Reading score is composite of Non-Fiction and Poet.

Mushuau Innu Natuashish School and Sheshatshiu Innu School are excluded from district and provincial results.

Source: Division of Evaluation and Research, Department of Education.

District 4 - Eastern

School #: 309 Morris Academy

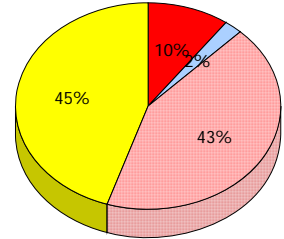
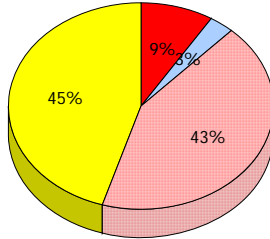
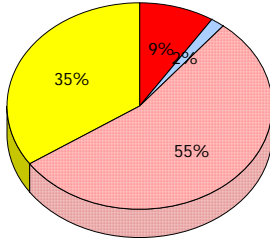
**Reading**

**School**

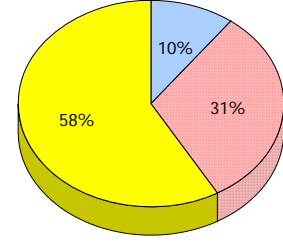
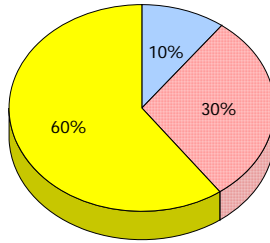
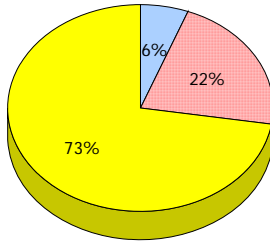
**District**

**Province**

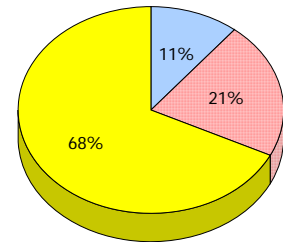
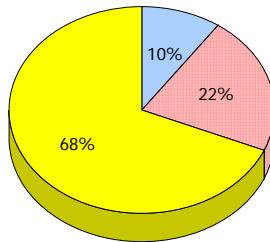
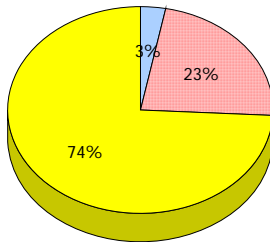
**2012**  
Apr 30,  
2012 (55)



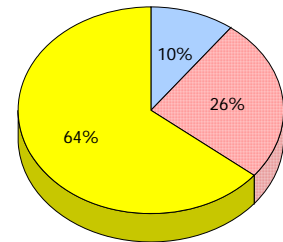
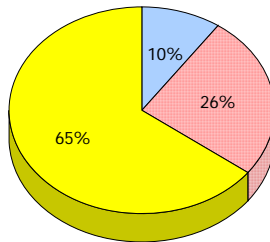
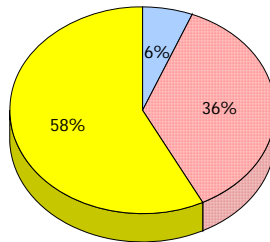
**2011**  
AGR (51)



**2010**  
AGR (66)



**2009**  
AGR (66)



Unknown
  Exemption
  Not Yet Meeting (1 or 2)
  Meeting or Exceeding (3,4,5)

\* In some cases, CRT numbers may exceed AGR numbers based on late enrolments. Pie chart is based on the number of students who wrote the CRT.

\* French Immersion students not included

\* Reading score is composite of Non-Fiction and Poet.

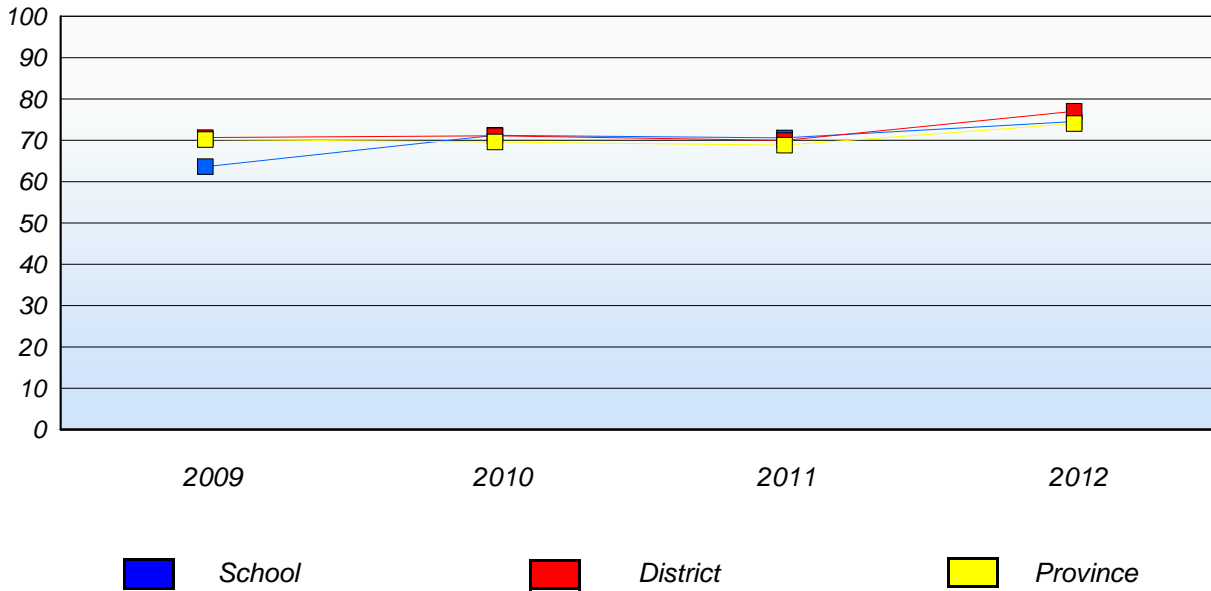
Mushuau Innu Natuashish School and Sheshatshiu Innu School are excluded from district and provincial results.

Source: Division of Evaluation and Research, Department of Education.

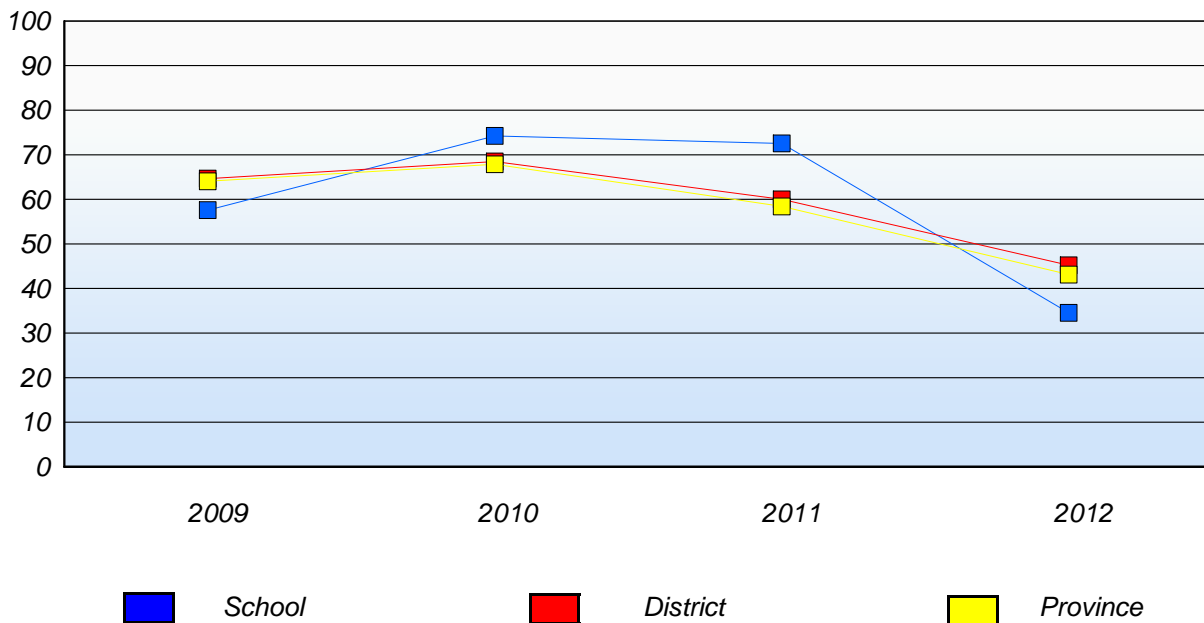
**District 4 - Eastern**

School #: 309 Morris Academy

**Demand Writing**  
Percentage of students at level 3 or above (2009 - 2012)



**Reading**  
Percentage of students at level 3 or above (2009 - 2012)



\* In some cases, CRT numbers may exceed AGR numbers based on late enrolments. Pie chart is based on the number of students who wrote the CRT.

\* French Immersion students not included

\* Reading score is composite of Non-Fiction and Poet.

Mushuau Innu Natuashish School and Sheshatshiu Innu School are excluded from district and provincial results.

Source: Division of Evaluation and Research, Department of Education.

District 4 - Eastern

School #: 312 Newtown Elementary

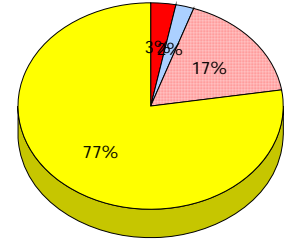
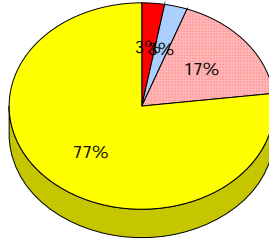
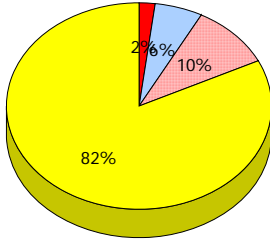
**Demand Writing**

**School**

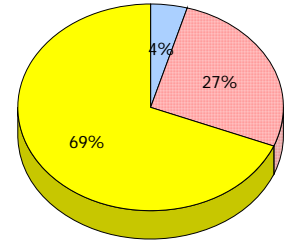
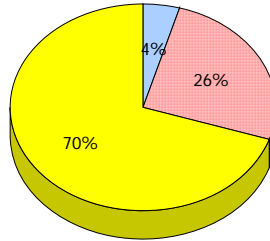
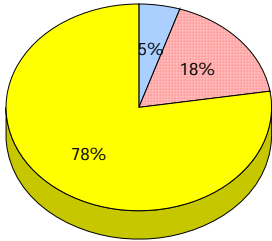
**District**

**Province**

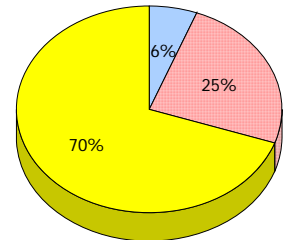
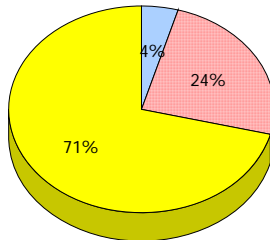
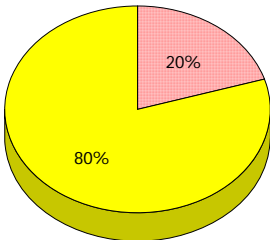
**2012**  
Apr 30,  
2012 (51)



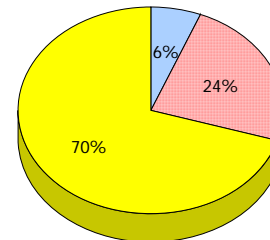
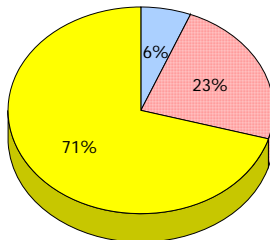
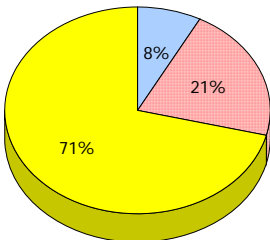
**2011**  
AGR (40)



**2010**  
AGR (68)



**2009**  
AGR (76)



Unknown
  Exemption
  Not Yet Meeting (1 or 2)
  Meeting or Exceeding (3,4,5)

\* In some cases, CRT numbers may exceed AGR numbers based on late enrolments. Pie chart is based on the number of students who wrote the CRT.

\* French Immersion students not included

\* Reading score is composite of Non-Fiction and Poet.

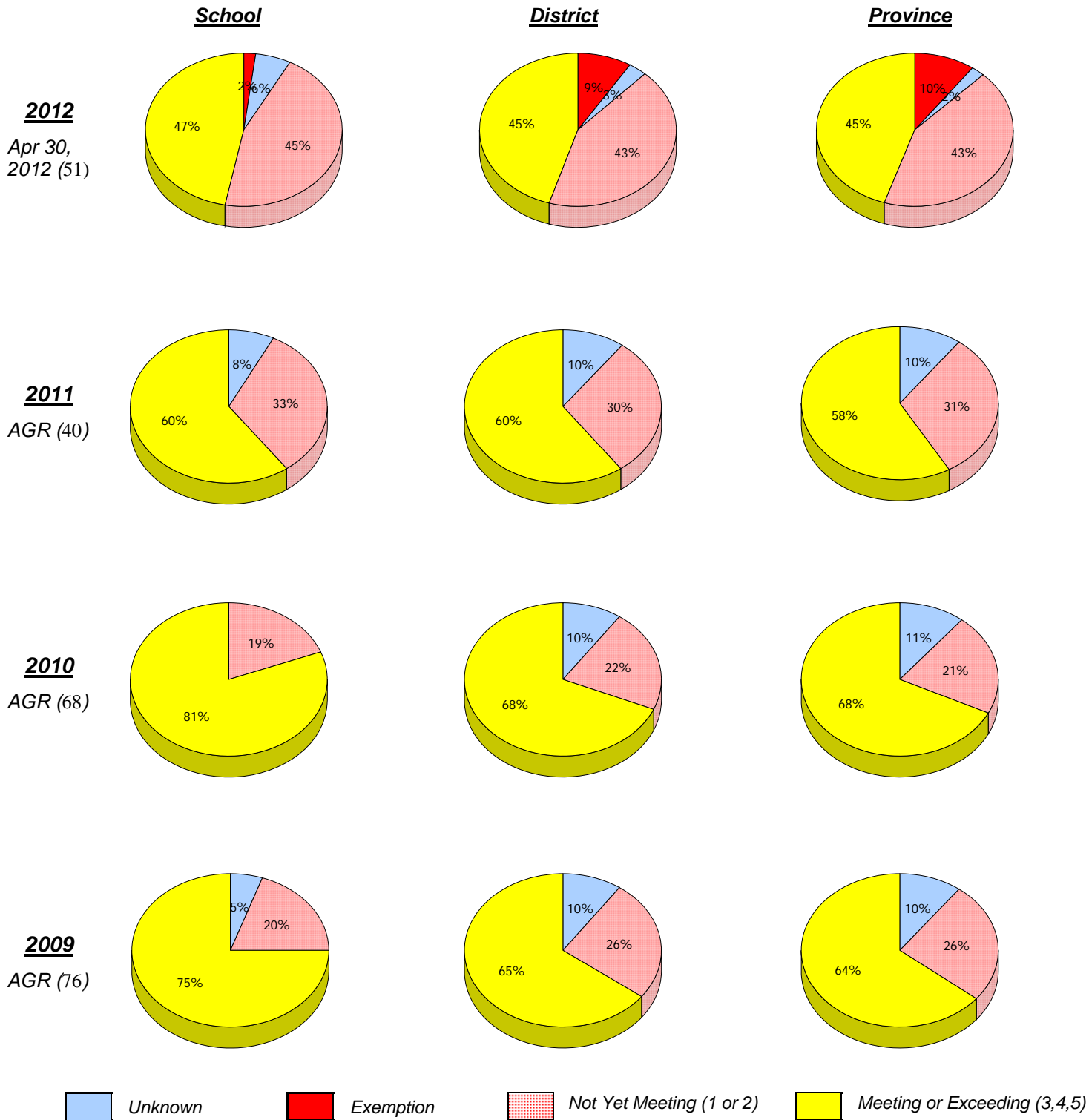
Mushuau Innu Natuashish School and Sheshatshiu Innu School are excluded from district and provincial results.

Source: Division of Evaluation and Research, Department of Education.

**District 4 - Eastern**

School #: 312 Newtown Elementary

**Reading  
District**

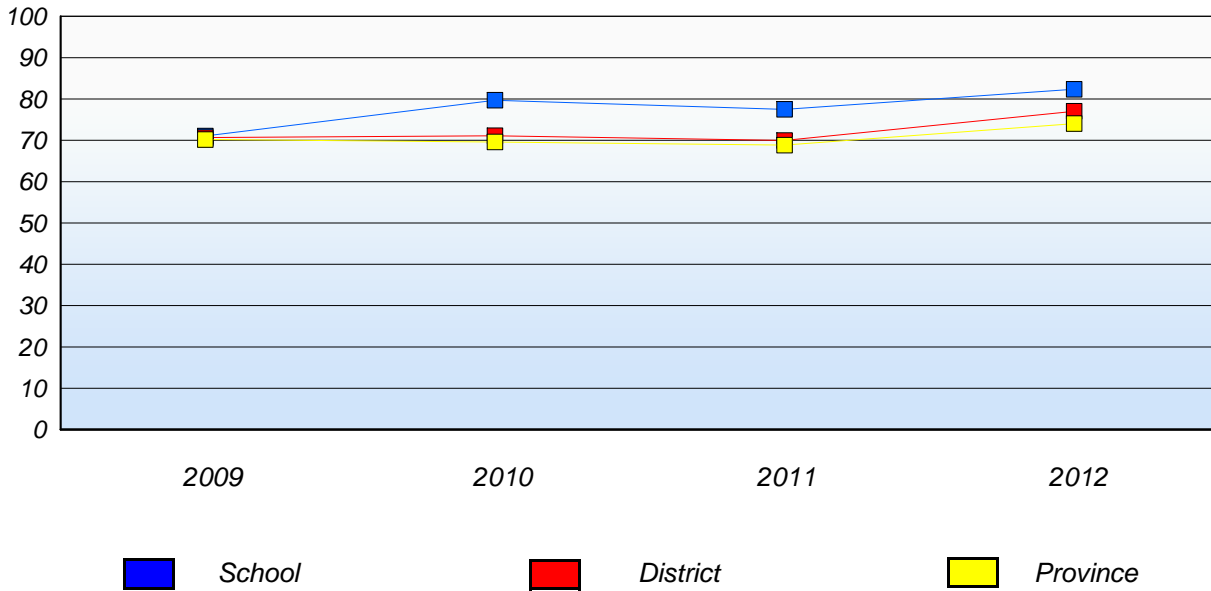


\* In some cases, CRT numbers may exceed AGR numbers based on late enrolments. Pie chart is based on the number of students who wrote the CRT.  
 \* French Immersion students not included \* Reading score is composite of Non-Fiction and Poet.  
 Mushuau Innu Natuashish School and Sheshatshiu Innu School are excluded from district and provincial results.  
 Source: Division of Evaluation and Research, Department of Education.

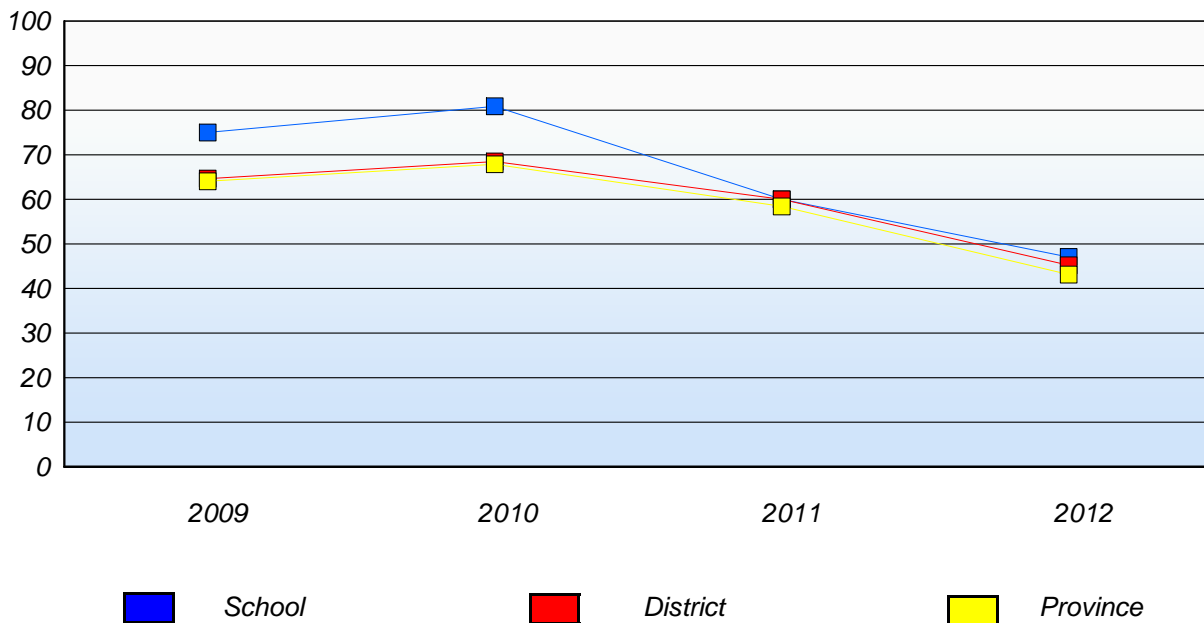
**District 4 - Eastern**

School #: 312 Newtown Elementary

**Demand Writing**  
Percentage of students at level 3 or above (2009 - 2012)



**Reading**  
Percentage of students at level 3 or above (2009 - 2012)



\* In some cases, CRT numbers may exceed AGR numbers based on late enrolments. Pie chart is based on the number of students who wrote the CRT.

\* French Immersion students not included

\* Reading score is composite of Non-Fiction and Poet.

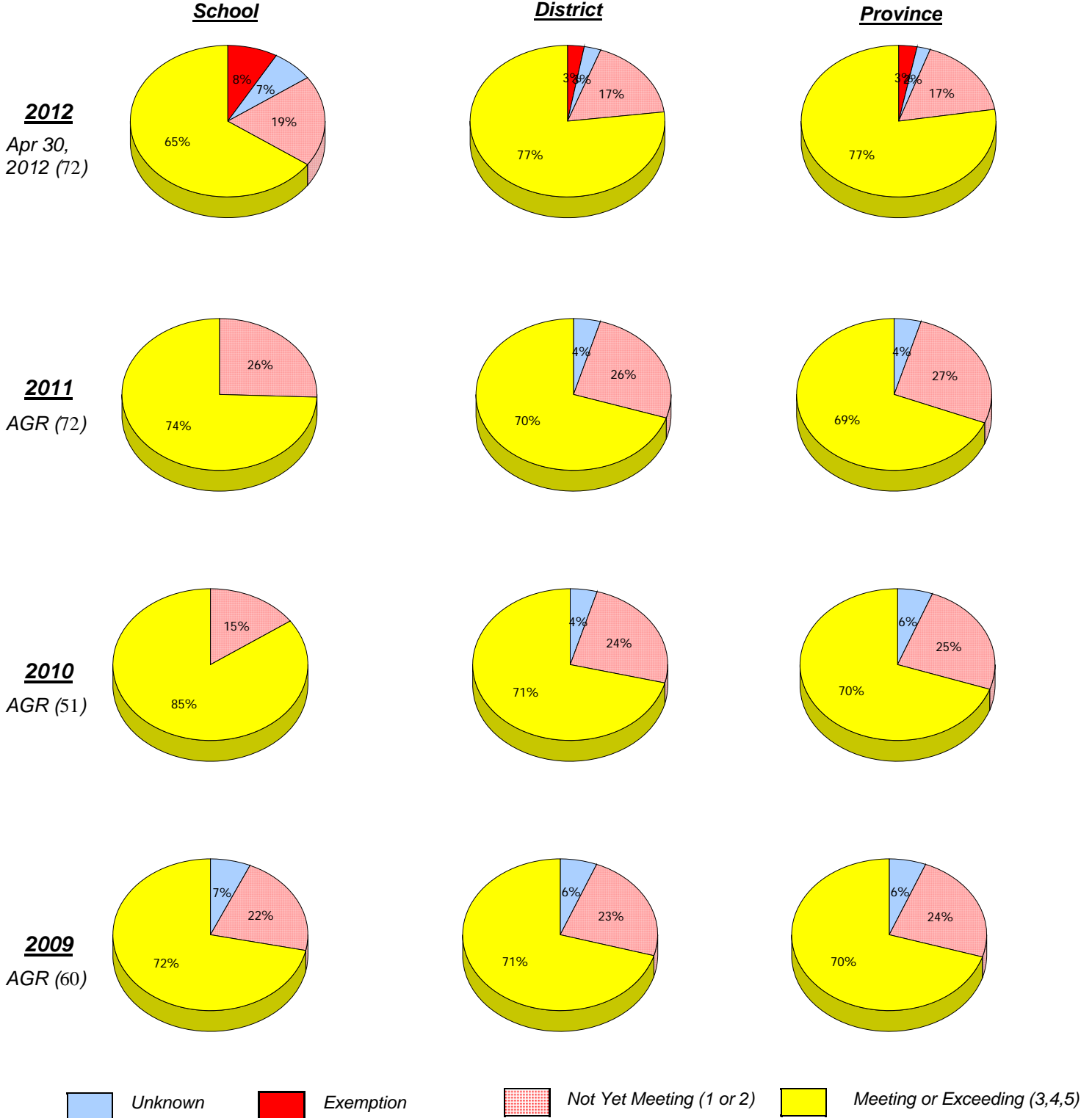
Mushuau Innu Natuashish School and Sheshatshiu Innu School are excluded from district and provincial results.

Source: Division of Evaluation and Research, Department of Education.

District 4 - Eastern

School #: 316 St. Peter's Elementary

**Demand Writing**



\* In some cases, CRT numbers may exceed AGR numbers based on late enrolments. Pie chart is based on the number of students who wrote the CRT.

\* French Immersion students not included

\* Reading score is composite of Non-Fiction and Poet.

Mushuau Innu Natuashish School and Sheshatshiu Innu School are excluded from district and provincial results.

Source: Division of Evaluation and Research, Department of Education.



**District 4 - Eastern**

School #: 316 St. Peter's Elementary

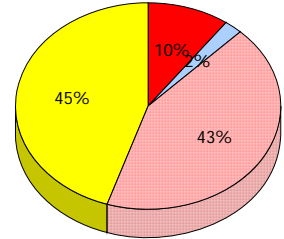
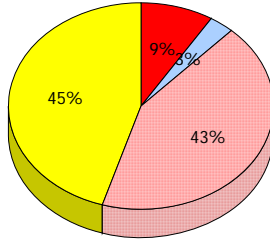
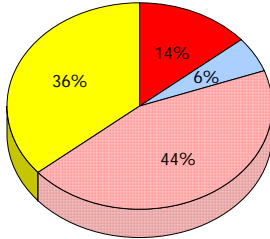
**Reading**

**School**

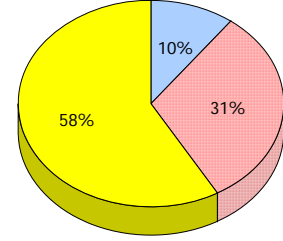
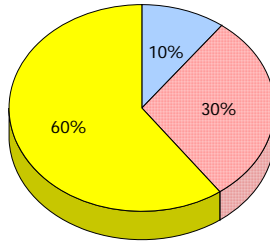
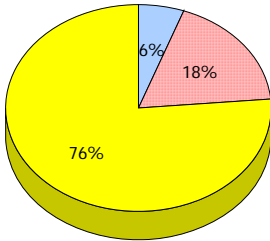
**District**

**Province**

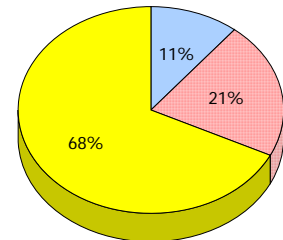
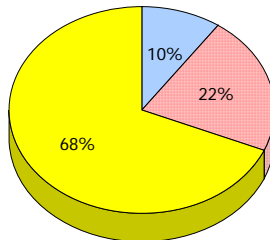
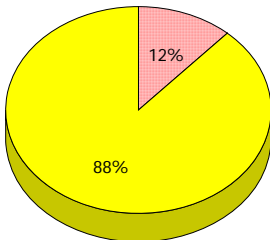
**2012**  
Apr 30,  
2012 (72)



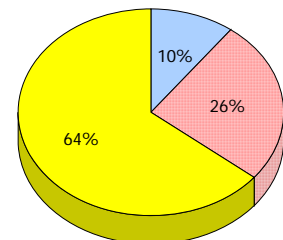
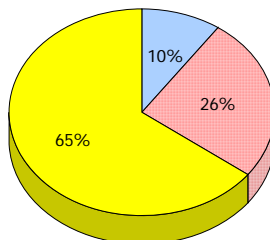
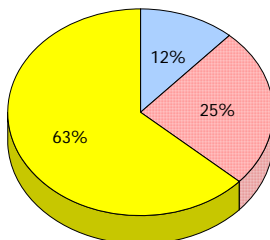
**2011**  
AGR (72)



**2010**  
AGR (51)



**2009**  
AGR (60)



*Unknown*     
  *Exemption*     
  *Not Yet Meeting (1 or 2)*     
  *Meeting or Exceeding (3,4,5)*

\* In some cases, CRT numbers may exceed AGR numbers based on late enrolments. Pie chart is based on the number of students who wrote the CRT.

\* French Immersion students not included

\* Reading score is composite of Non-Fiction and Poet.

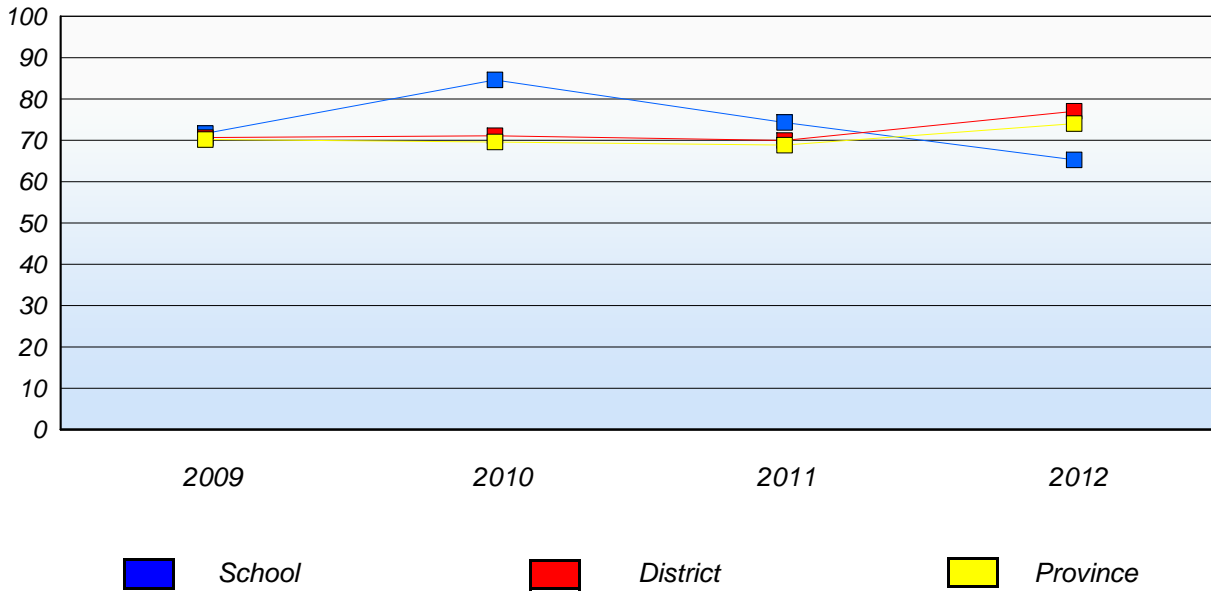
Mushuau Innu Natuashish School and Sheshatshiu Innu School are excluded from district and provincial results.

Source: Division of Evaluation and Research, Department of Education.

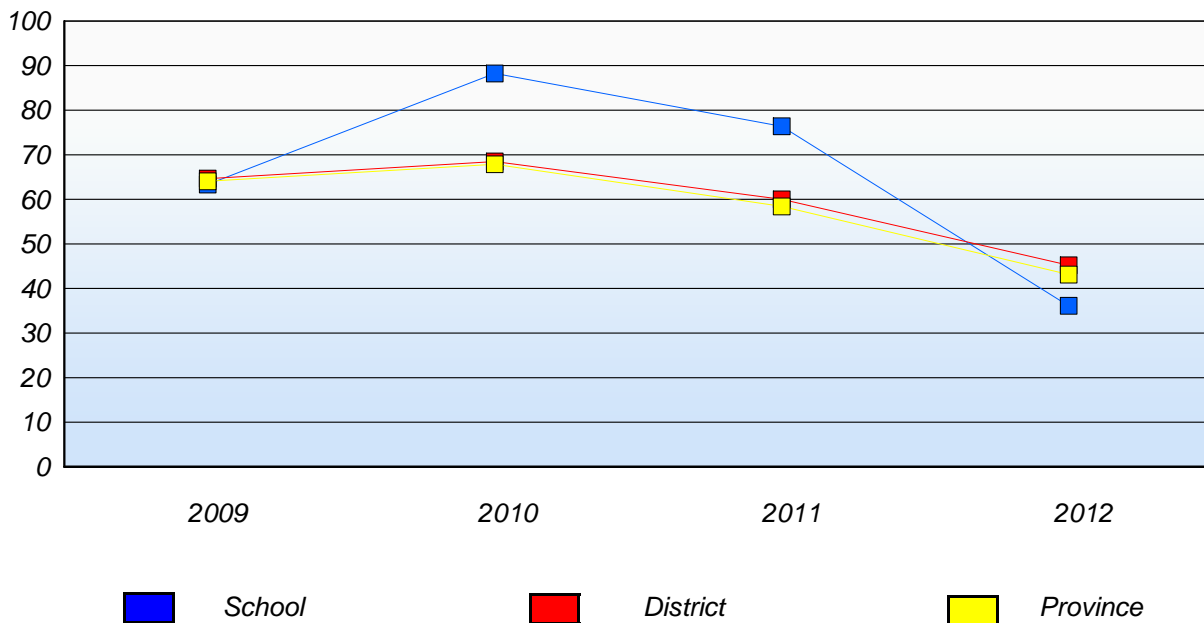
**District 4 - Eastern**

School #: 316 St. Peter's Elementary

**Demand Writing**  
Percentage of students at level 3 or above (2009 - 2012)



**Reading**  
Percentage of students at level 3 or above (2009 - 2012)



\* In some cases, CRT numbers may exceed AGR numbers based on late enrolments. Pie chart is based on the number of students who wrote the CRT.

\* French Immersion students not included

\* Reading score is composite of Non-Fiction and Poet.

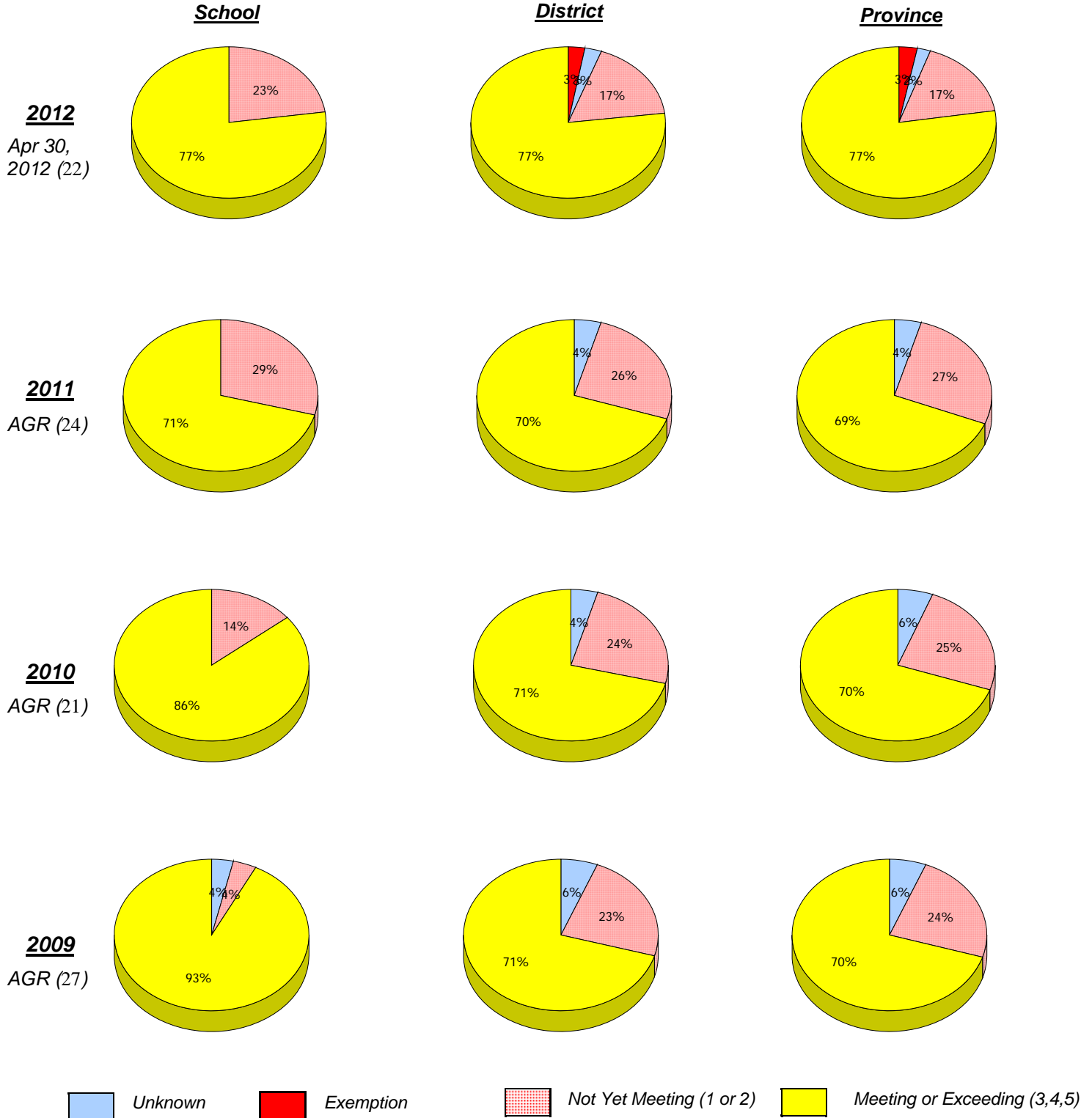
Mushuau Innu Natuashish School and Sheshatshiu Innu School are excluded from district and provincial results.

Source: Division of Evaluation and Research, Department of Education.

**District 4 - Eastern**

School #: 317 St. Francis of Assisi Elementary

***Demand Writing***



\* In some cases, CRT numbers may exceed AGR numbers based on late enrolments. Pie chart is based on the number of students who wrote the CRT.

\* French Immersion students not included

\* Reading score is composite of Non-Fiction and Poet.

Mushuau Innu Natuashish School and Sheshatshiu Innu School are excluded from district and provincial results.

Source: Division of Evaluation and Research, Department of Education.

**District 4 - Eastern**

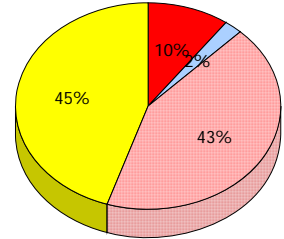
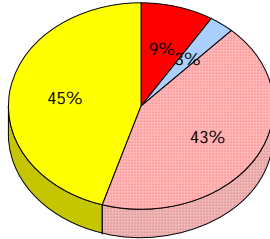
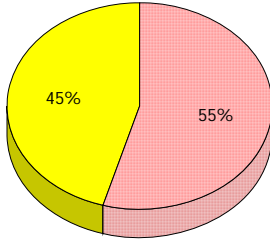
School #: 317 St. Francis of Assisi Elementary

**Reading  
District**

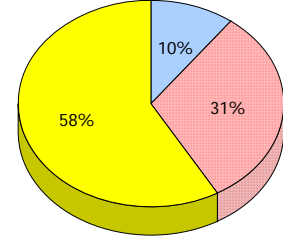
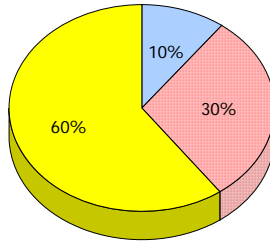
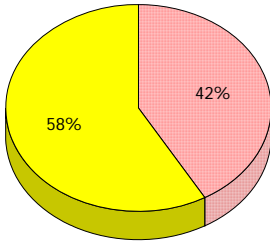
**School**

**Province**

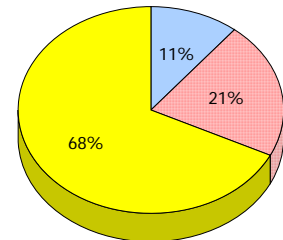
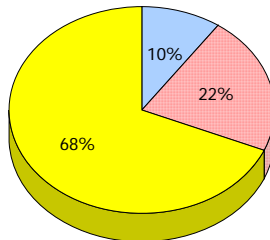
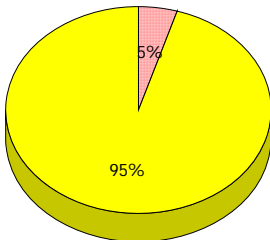
**2012**  
Apr 30,  
2012 (22)



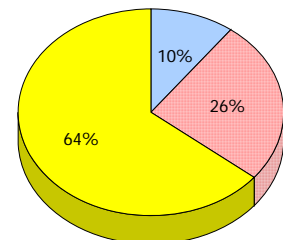
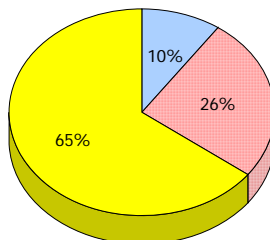
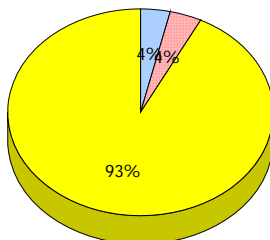
**2011**  
AGR (24)



**2010**  
AGR (21)



**2009**  
AGR (27)



Unknown
  Exemption
  Not Yet Meeting (1 or 2)
  Meeting or Exceeding (3,4,5)

\* In some cases, CRT numbers may exceed AGR numbers based on late enrolments. Pie chart is based on the number of students who wrote the CRT.

\* French Immersion students not included

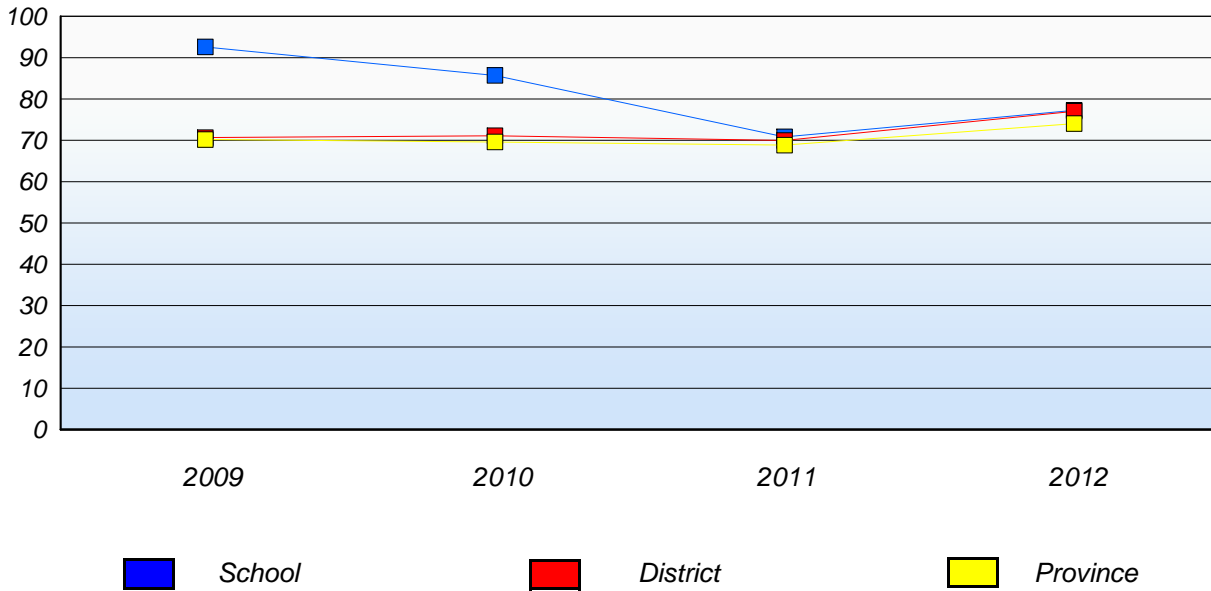
\* Reading score is composite of Non-Fiction and Poet.

Mushuau Innu Natuashish School and Sheshatshiu Innu School are excluded from district and provincial results.

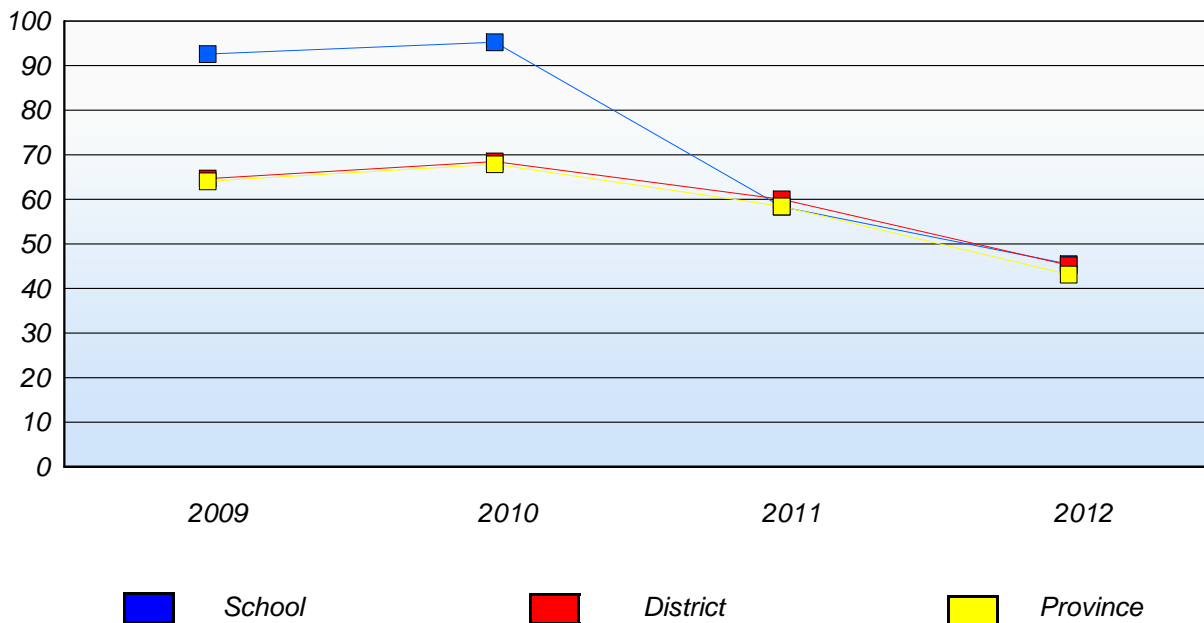
**District 4 - Eastern**

School #: 317 St. Francis of Assisi Elementary

**Demand Writing**  
Percentage of students at level 3 or above (2009 - 2012)



**Reading**  
Percentage of students at level 3 or above (2009 - 2012)



\* In some cases, CRT numbers may exceed AGR numbers based on late enrolments. Pie chart is based on the number of students who wrote the CRT.

\* French Immersion students not included

\* Reading score is composite of Non-Fiction and Poet.

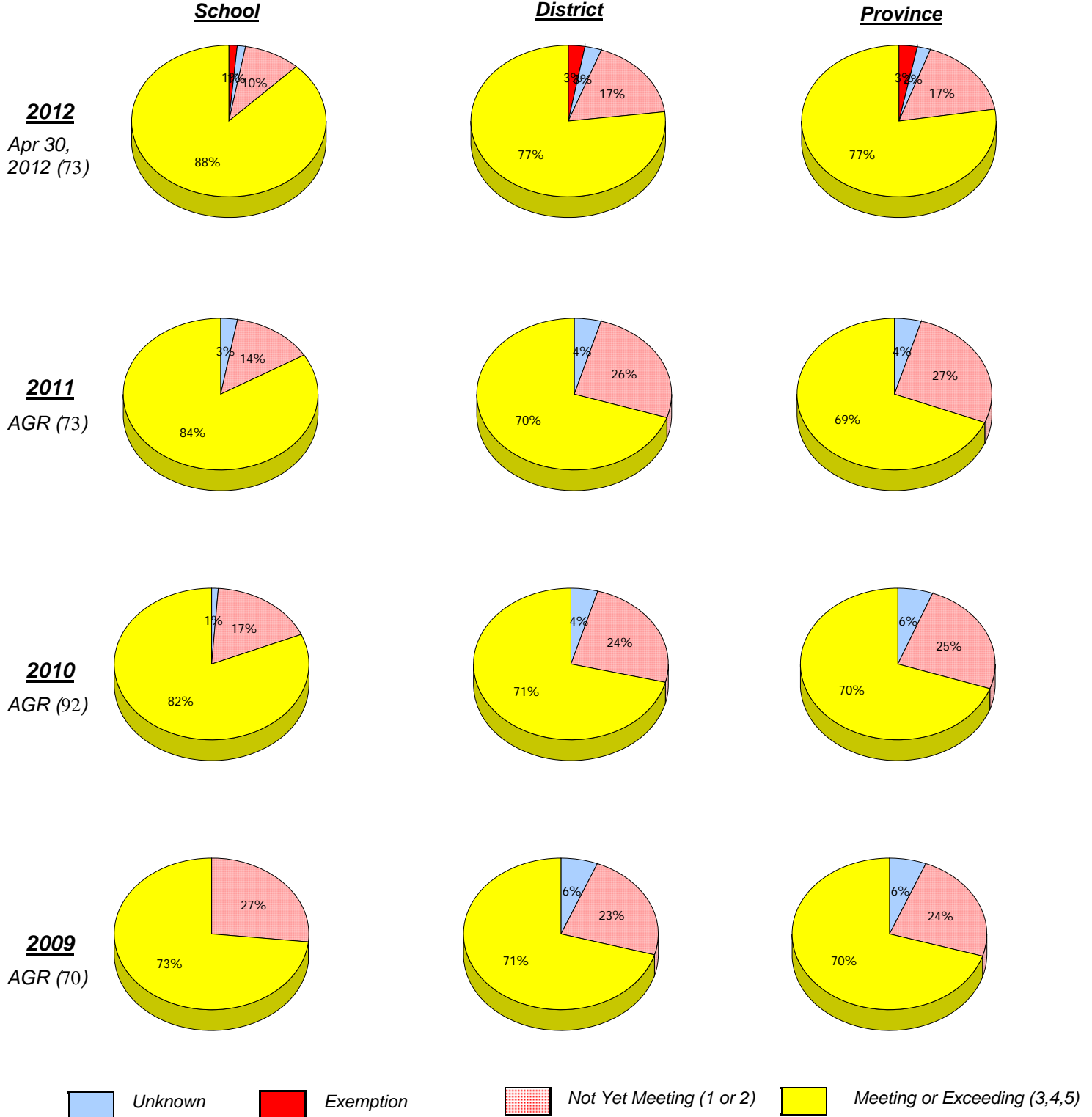
Mushuau Innu Natuashish School and Sheshatshiu Innu School are excluded from district and provincial results.

Source: Division of Evaluation and Research, Department of Education.

**District 4 - Eastern**

School #: 318 Holy Family Elementary

***Demand Writing***



\* In some cases, CRT numbers may exceed AGR numbers based on late enrolments. Pie chart is based on the number of students who wrote the CRT.

\* French Immersion students not included

\* Reading score is composite of Non-Fiction and Poet.

Mushuau Innu Natuashish School and Sheshatshiu Innu School are excluded from district and provincial results.

Source: Division of Evaluation and Research, Department of Education.

**District 4 - Eastern**

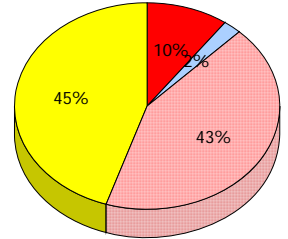
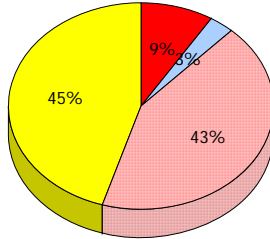
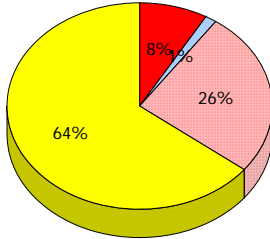
School #: 318 Holy Family Elementary

**Reading  
District**

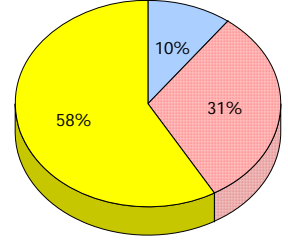
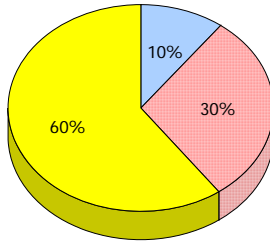
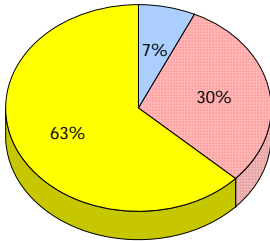
**School**

**Province**

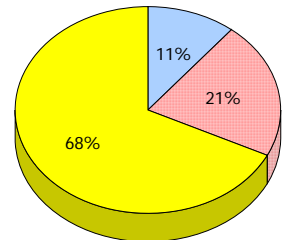
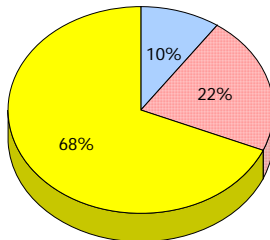
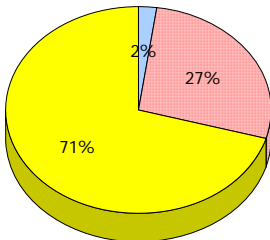
**2012**  
Apr 30,  
2012 (73)



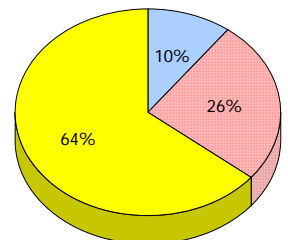
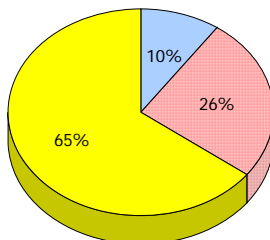
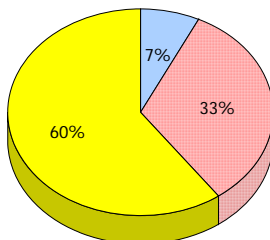
**2011**  
AGR (73)



**2010**  
AGR (92)



**2009**  
AGR (70)



Unknown     
  Exemption     
  Not Yet Meeting (1 or 2)     
  Meeting or Exceeding (3,4,5)

\* In some cases, CRT numbers may exceed AGR numbers based on late enrolments. Pie chart is based on the number of students who wrote the CRT.

\* French Immersion students not included

\* Reading score is composite of Non-Fiction and Poet.

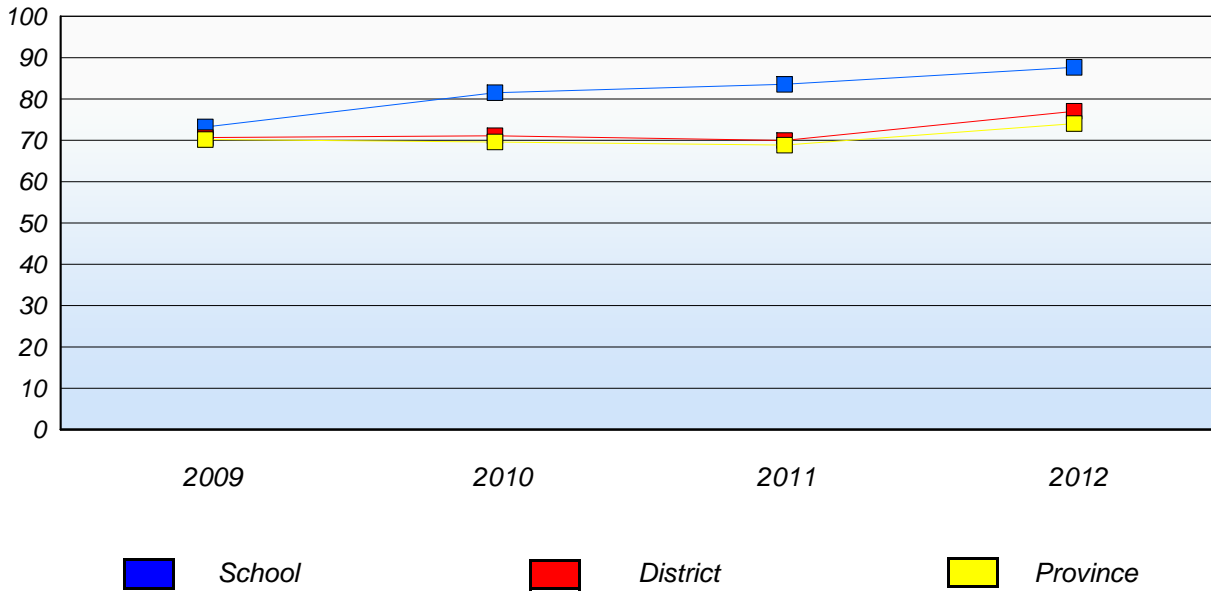
Mushuau Innu Natuashish School and Sheshatshiu Innu School are excluded from district and provincial results.

Source: Division of Evaluation and Research, Department of Education.

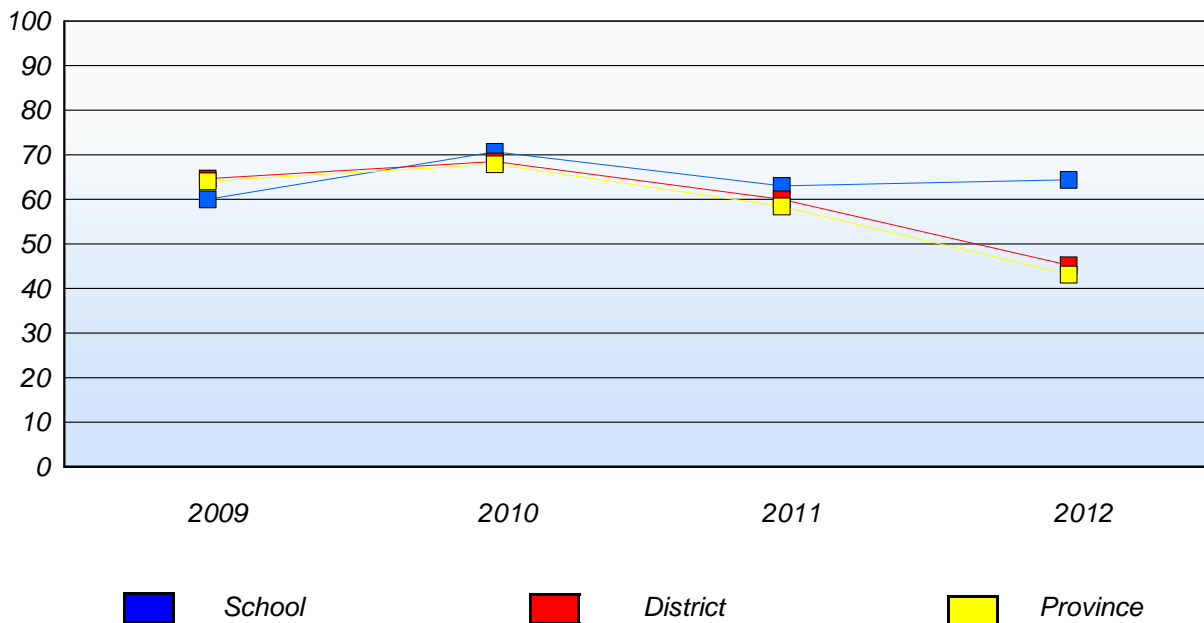
**District 4 - Eastern**

School #: 318 Holy Family Elementary

**Demand Writing**  
Percentage of students at level 3 or above (2009 - 2012)



**Reading**  
Percentage of students at level 3 or above (2009 - 2012)



\* In some cases, CRT numbers may exceed AGR numbers based on late enrolments. Pie chart is based on the number of students who wrote the CRT.

\* French Immersion students not included

\* Reading score is composite of Non-Fiction and Poet.

Mushuau Innu Natuashish School and Sheshatshiu Innu School are excluded from district and provincial results.

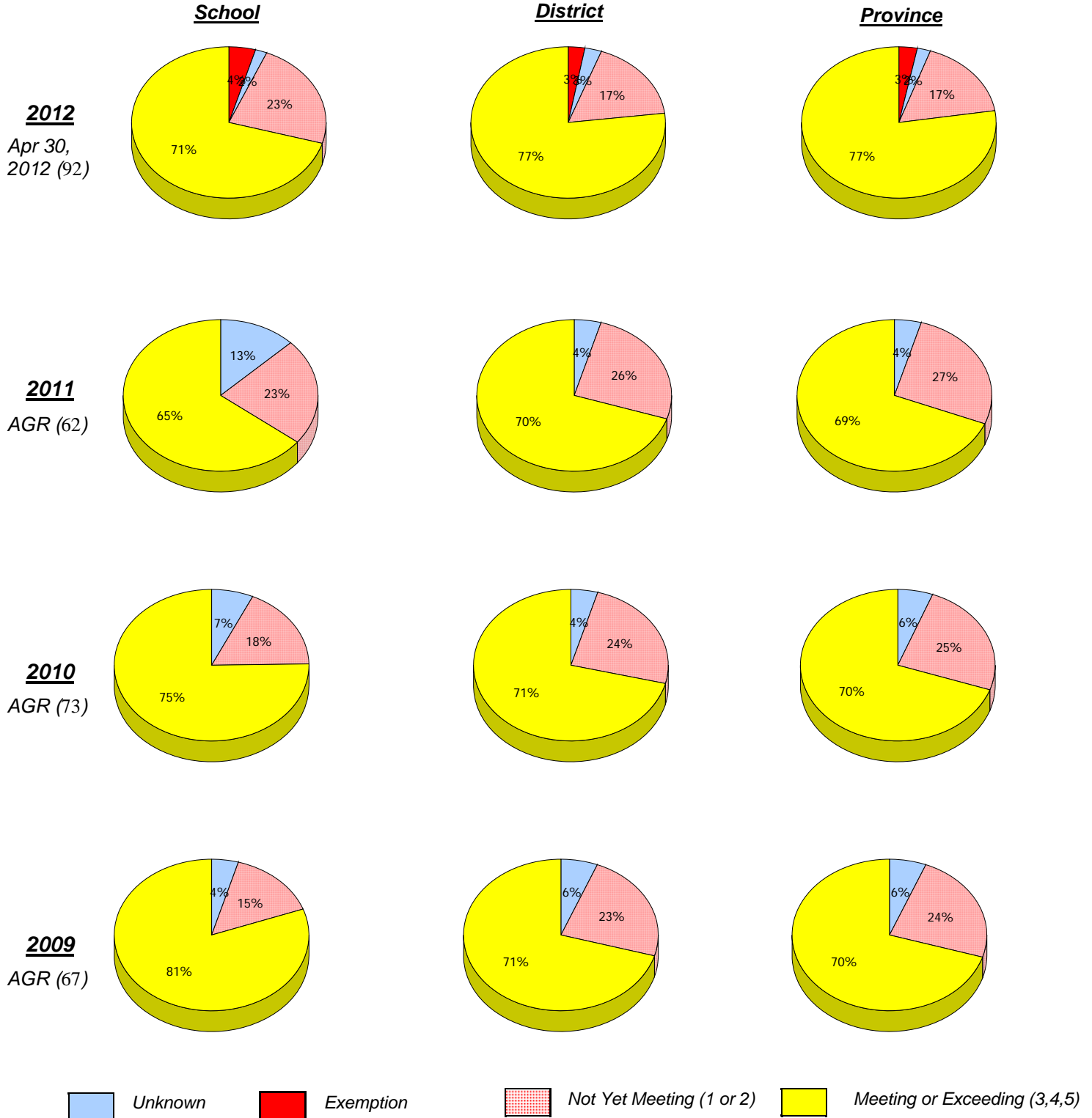
Source: Division of Evaluation and Research, Department of Education.



**District 4 - Eastern**

School #: 320 Beachy Cove Elementary

***Demand Writing***



\* In some cases, CRT numbers may exceed AGR numbers based on late enrolments. Pie chart is based on the number of students who wrote the CRT.

\* French Immersion students not included

\* Reading score is composite of Non-Fiction and Poet.

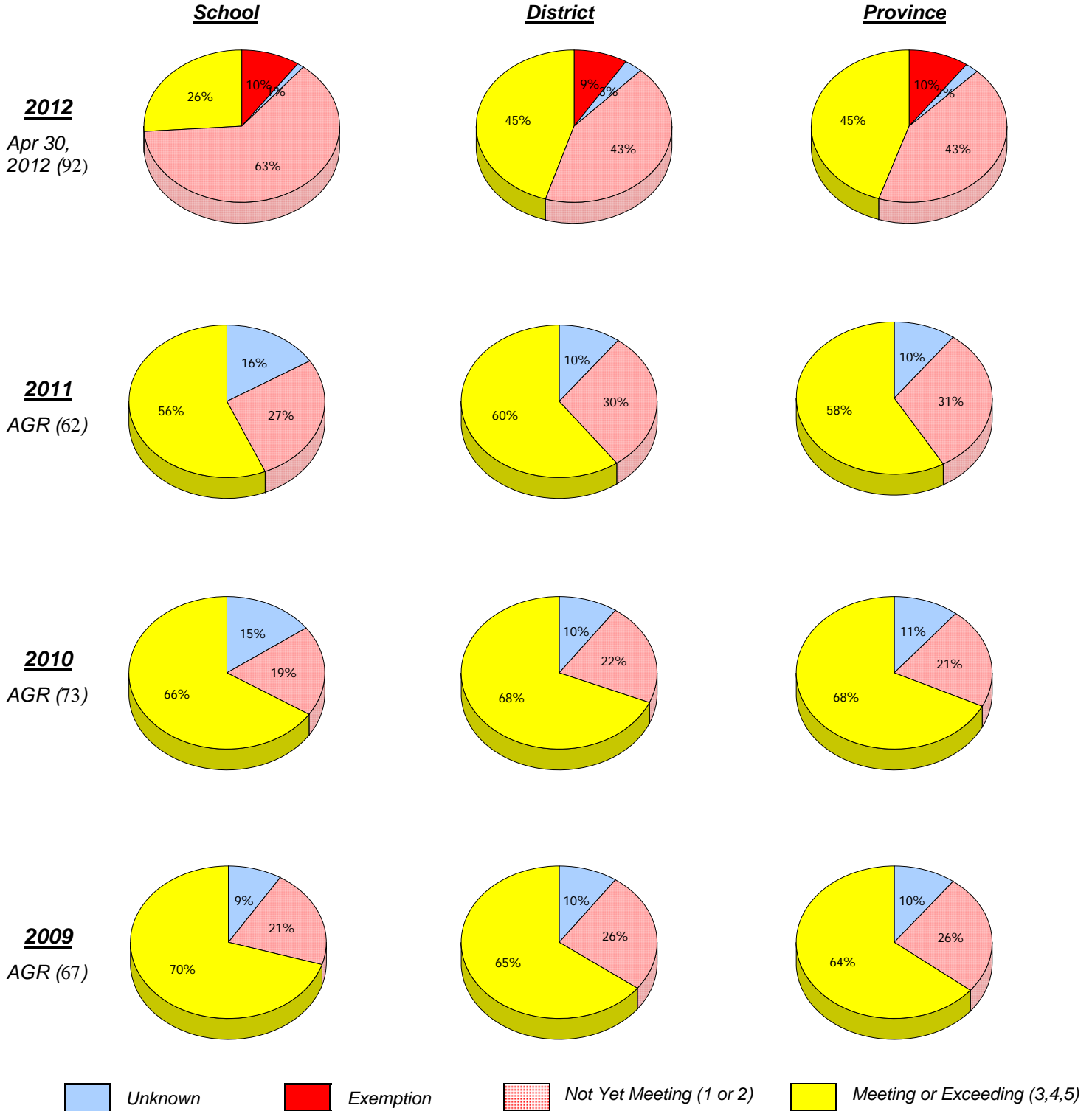
Mushuau Innu Natuashish School and Sheshatshiu Innu School are excluded from district and provincial results.

Source: Division of Evaluation and Research, Department of Education.

**District 4 - Eastern**

School #: 320 Beachy Cove Elementary

**Reading  
District**



\* In some cases, CRT numbers may exceed AGR numbers based on late enrolments. Pie chart is based on the number of students who wrote the CRT.

\* French Immersion students not included

\* Reading score is composite of Non-Fiction and Poet.

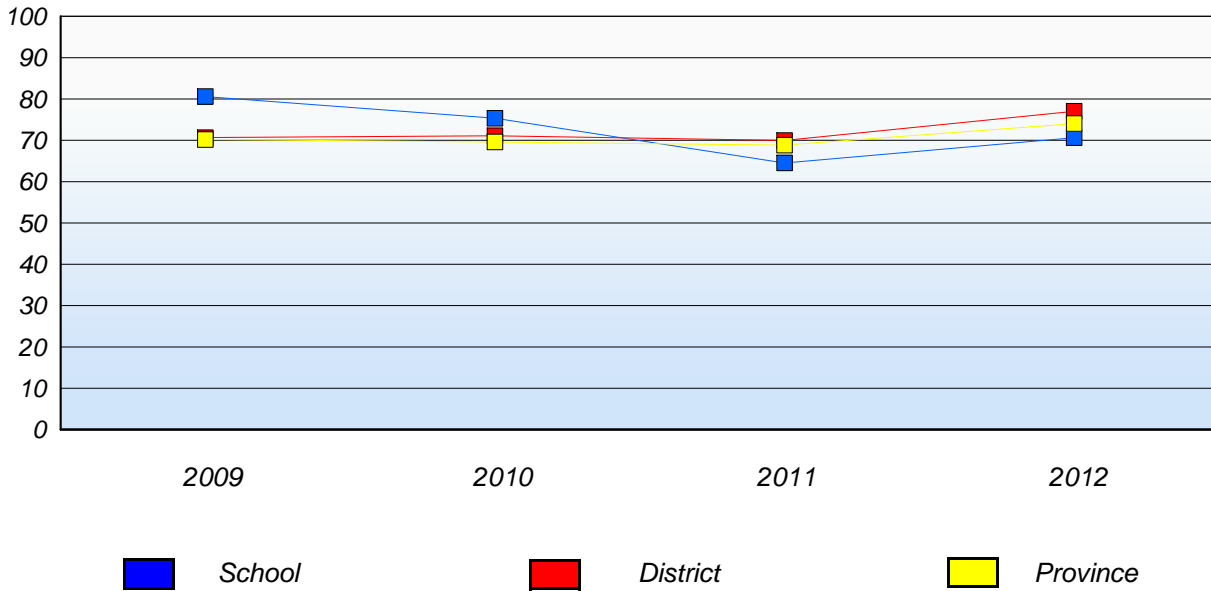
Mushuau Innu Natuashish School and Sheshatshiu Innu School are excluded from district and provincial results.

Source: Division of Evaluation and Research, Department of Education.

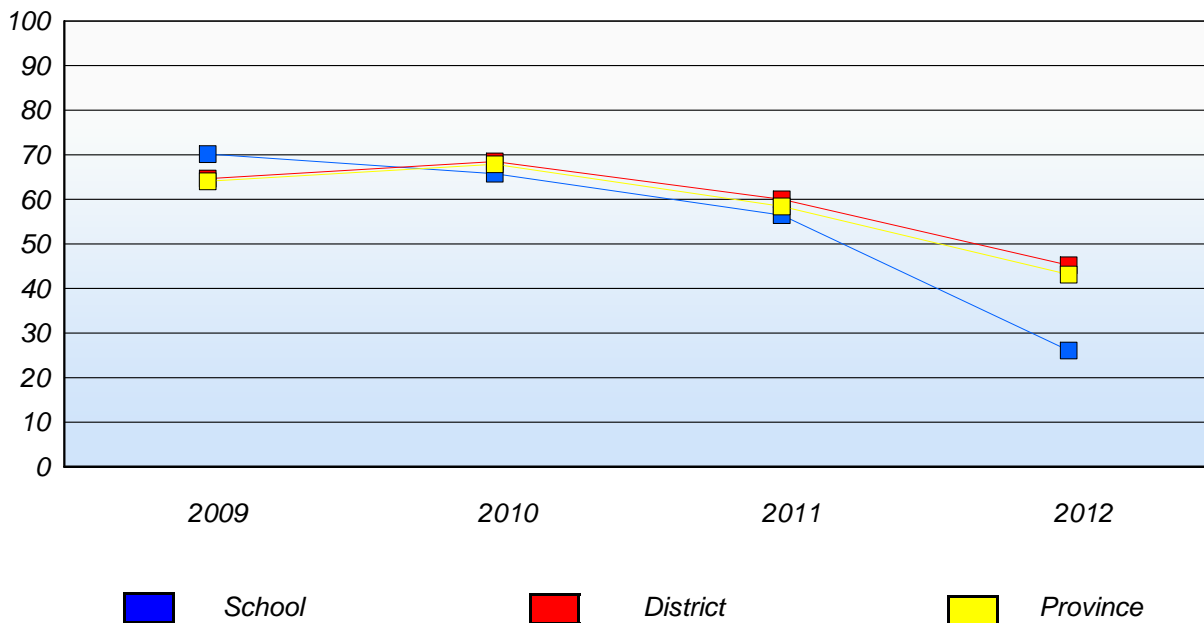
**District 4 - Eastern**

School #: 320 Beachy Cove Elementary

**Demand Writing**  
Percentage of students at level 3 or above (2009 - 2012)



**Reading**  
Percentage of students at level 3 or above (2009 - 2012)



\* In some cases, CRT numbers may exceed AGR numbers based on late enrolments. Pie chart is based on the number of students who wrote the CRT.

\* French Immersion students not included

\* Reading score is composite of Non-Fiction and Poet.

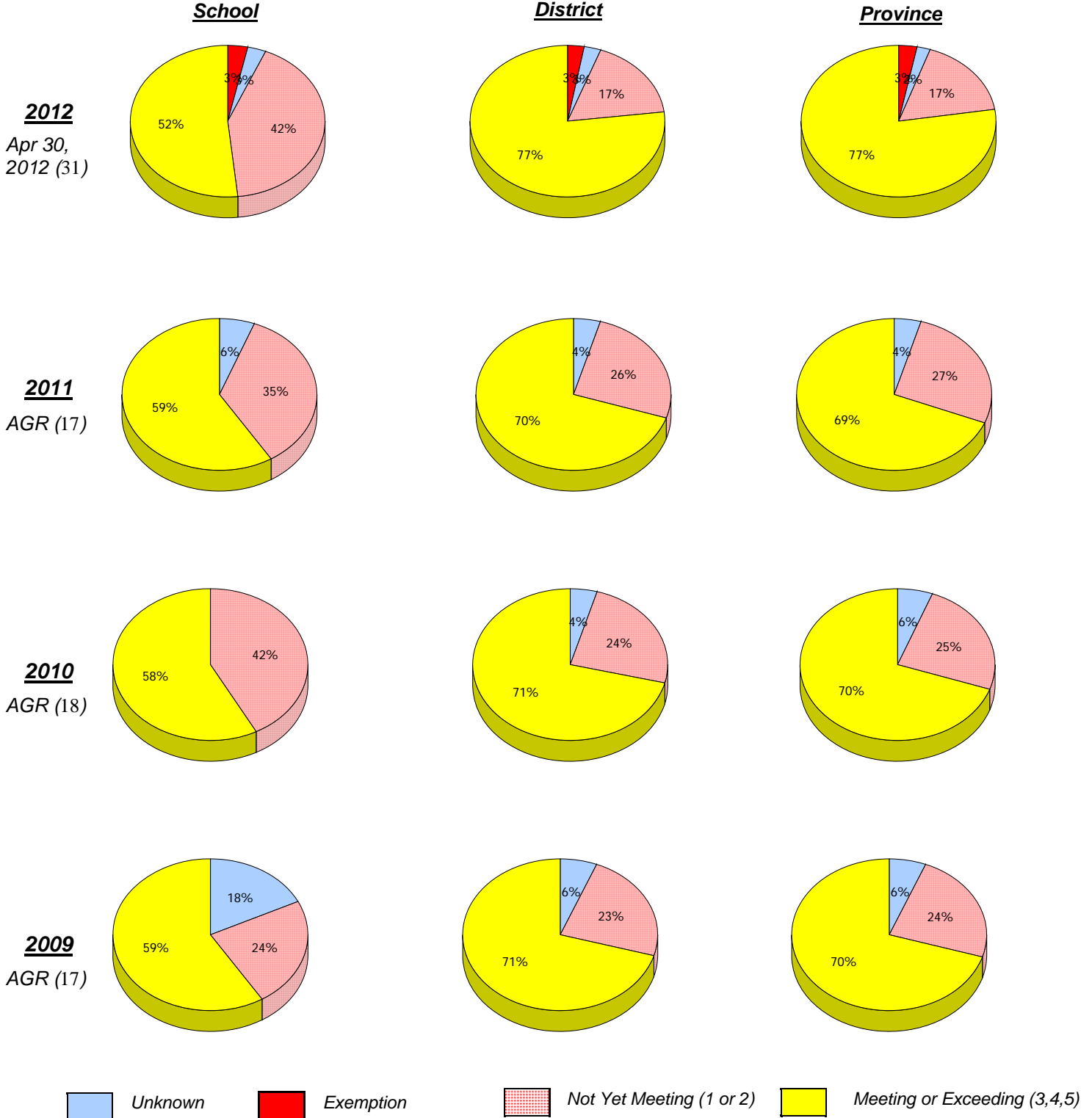
Mushuau Innu Natuashish School and Sheshatshiu Innu School are excluded from district and provincial results.

Source: Division of Evaluation and Research, Department of Education.

**District 4 - Eastern**

School #: 325 Bishop Abraham Elementary

***Demand Writing***



\* In some cases, CRT numbers may exceed AGR numbers based on late enrolments. Pie chart is based on the number of students who wrote the CRT.

\* French Immersion students not included

\* Reading score is composite of Non-Fiction and Poet.

Mushuau Innu Natuashish School and Sheshatshiu Innu School are excluded from district and provincial results.

Source: Division of Evaluation and Research, Department of Education.

**Primary English Language Arts  
4 Year Provincial Assessment, June 2012  
School Report Rubrics  
(average scores)**

**District 4 - Eastern**

School #: 325 Bishop Abraham Elementary

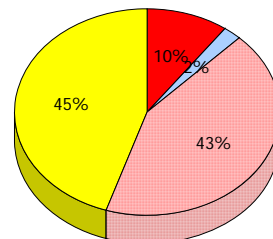
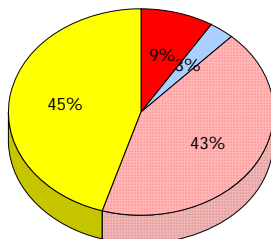
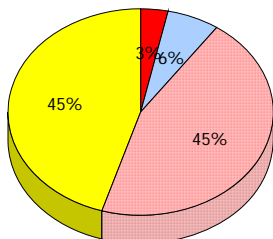
**Reading**

**School**

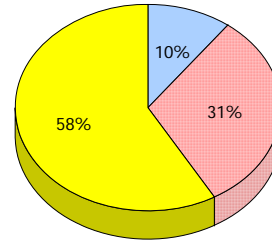
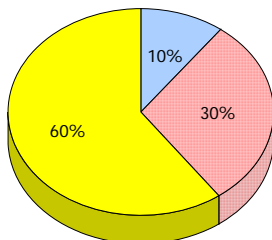
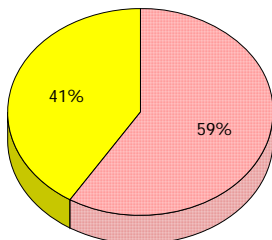
**District**

**Province**

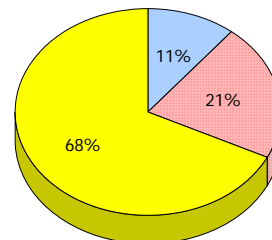
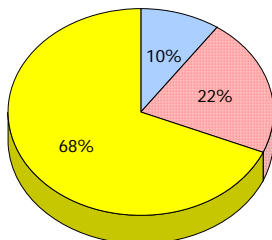
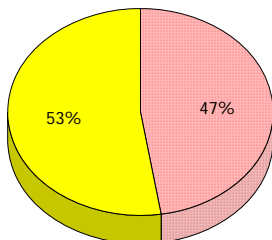
**2012**  
Apr 30,  
2012 (31)



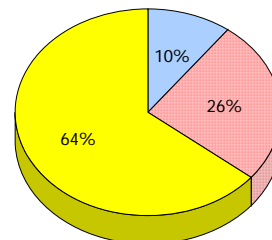
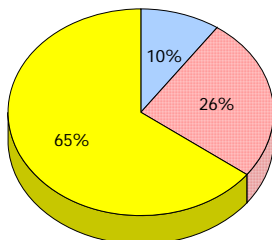
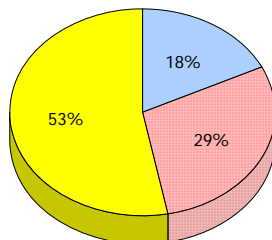
**2011**  
AGR (17)



**2010**  
AGR (18)



**2009**  
AGR (17)



*Unknown*     
  *Exemption*     
  *Not Yet Meeting (1 or 2)*     
  *Meeting or Exceeding (3,4,5)*

\* In some cases, CRT numbers may exceed AGR numbers based on late enrolments. Pie chart is based on the number of students who wrote the CRT.

\* French Immersion students not included

\* Reading score is composite of Non-Fiction and Poet.

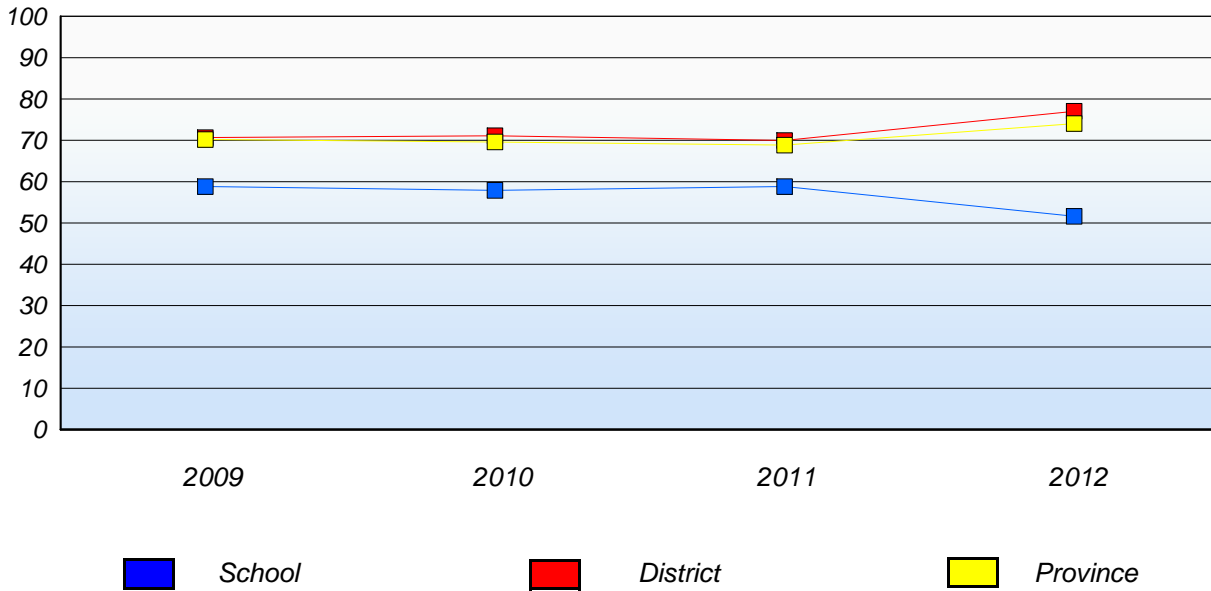
Mushuau Innu Natuashish School and Sheshatshiu Innu School are excluded from district and provincial results.

Source: Division of Evaluation and Research, Department of Education.

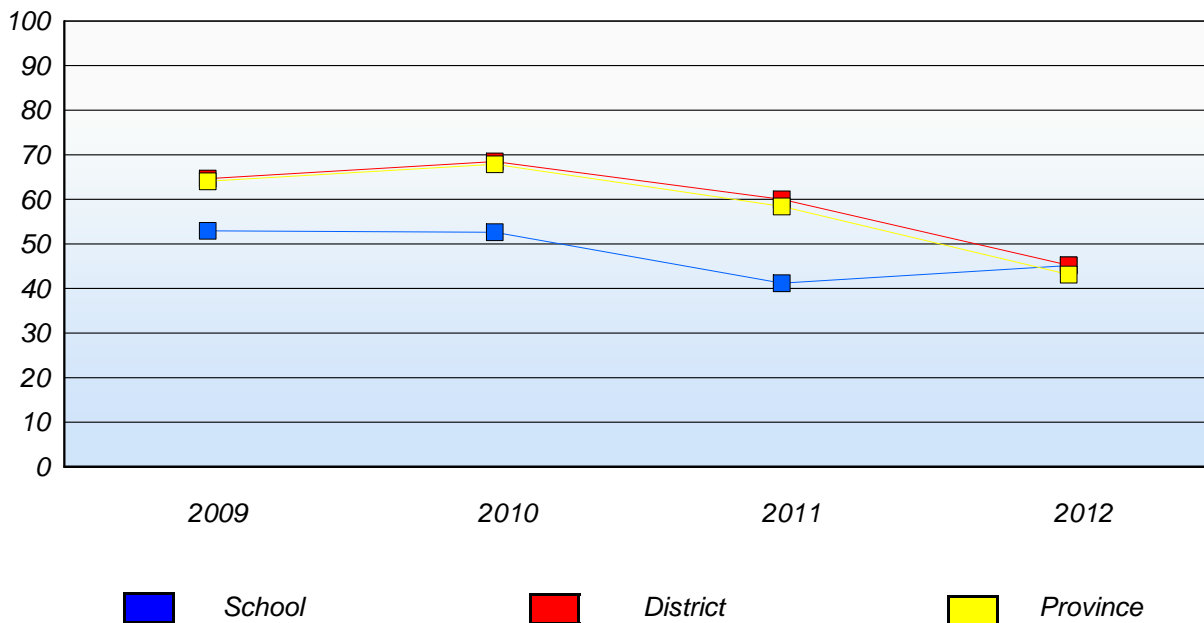
**District 4 - Eastern**

School #: 325 Bishop Abraham Elementary

**Demand Writing**  
Percentage of students at level 3 or above (2009 - 2012)



**Reading**  
Percentage of students at level 3 or above (2009 - 2012)



\* In some cases, CRT numbers may exceed AGR numbers based on late enrolments. Pie chart is based on the number of students who wrote the CRT.

\* French Immersion students not included

\* Reading score is composite of Non-Fiction and Poet.

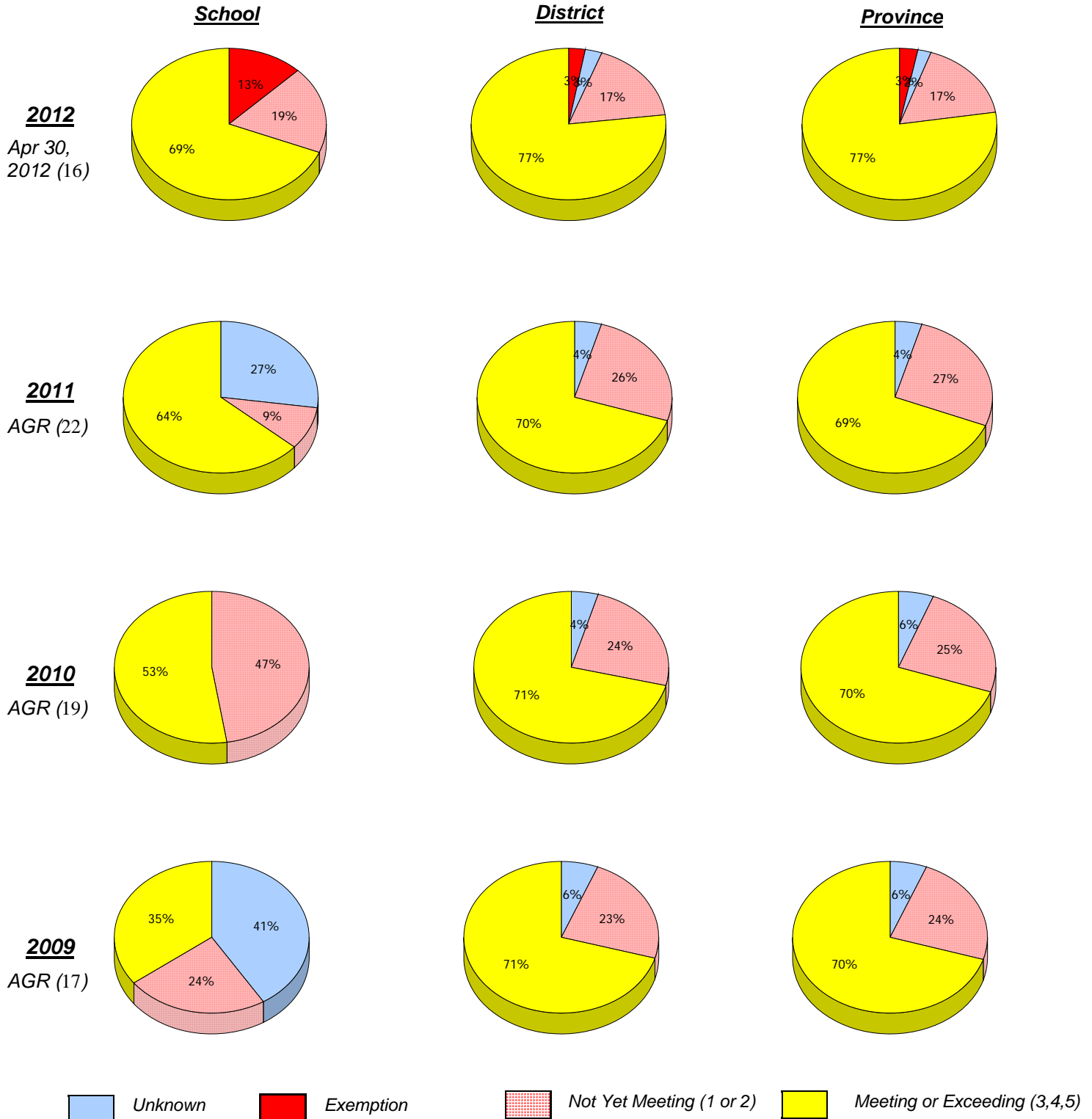
Mushuau Innu Natuashish School and Sheshatshiu Innu School are excluded from district and provincial results.

Source: Division of Evaluation and Research, Department of Education.

District 4 - Eastern

School #: 326 Bishop Feild Elementary

**Demand Writing**



\* In some cases, CRT numbers may exceed AGR numbers based on late enrolments. Pie chart is based on the number of students who wrote the CRT.

\* French Immersion students not included

\* Reading score is composite of Non-Fiction and Poet.

Mushuau Innu Natuashish School and Sheshatshiu Innu School are excluded from district and provincial results.

Source: Division of Evaluation and Research, Department of Education.

**Primary English Language Arts  
4 Year Provincial Assessment, June 2012  
School Report Rubrics  
(average scores)**

**District 4 - Eastern**

School #: 326 Bishop Feild Elementary

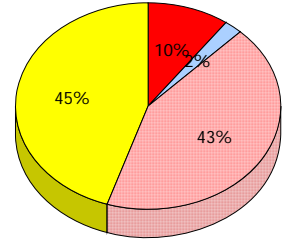
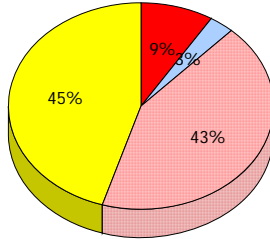
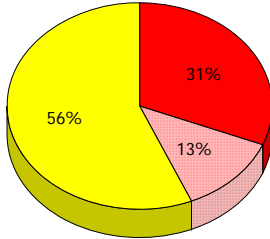
**Reading**

**School**

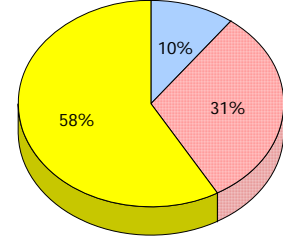
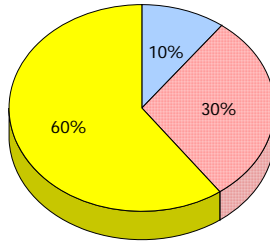
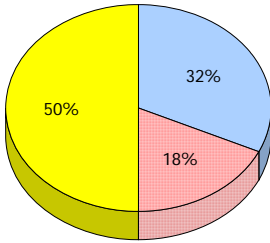
**District**

**Province**

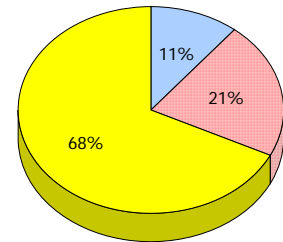
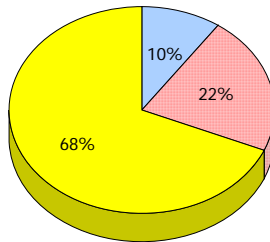
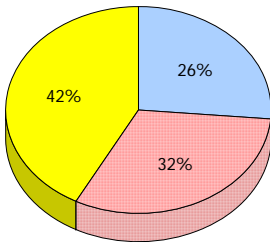
**2012**  
Apr 30,  
2012 (16)



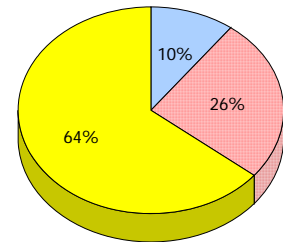
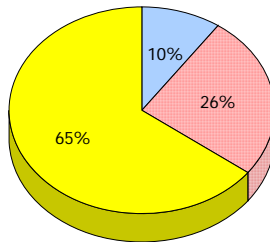
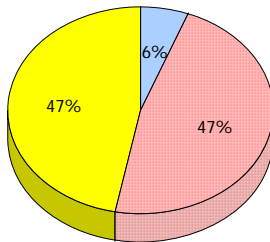
**2011**  
AGR (22)



**2010**  
AGR (19)



**2009**  
AGR (17)



*Unknown*     
  *Exemption*     
  *Not Yet Meeting (1 or 2)*     
  *Meeting or Exceeding (3,4,5)*

\* In some cases, CRT numbers may exceed AGR numbers based on late enrolments. Pie chart is based on the number of students who wrote the CRT.

\* French Immersion students not included

\* Reading score is composite of Non-Fiction and Poet.

Mushuau Innu Natuashish School and Sheshatshiu Innu School are excluded from district and provincial results.

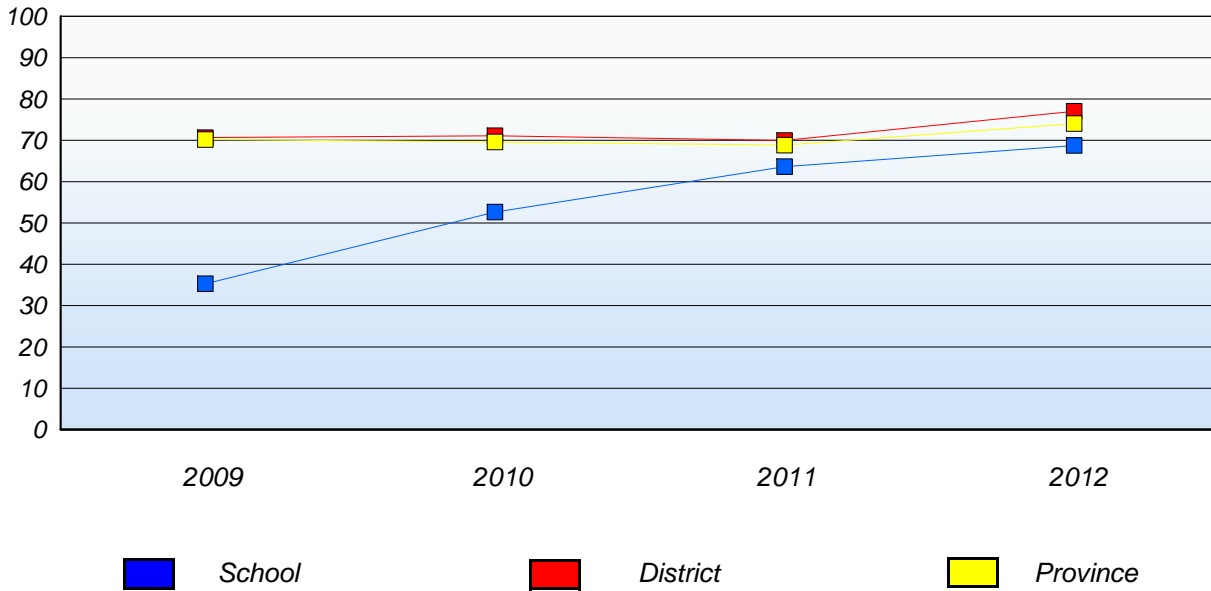
Source: Division of Evaluation and Research, Department of Education.



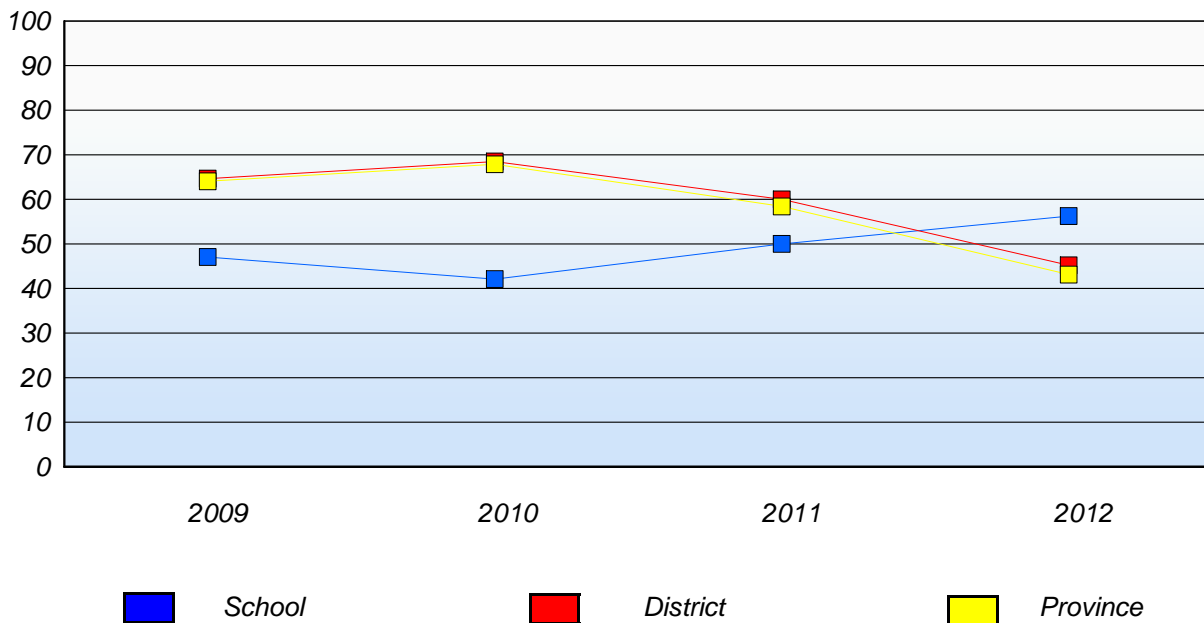
**District 4 - Eastern**

School #: 326 Bishop Feild Elementary

**Demand Writing**  
Percentage of students at level 3 or above (2009 - 2012)



**Reading**  
Percentage of students at level 3 or above (2009 - 2012)



\* In some cases, CRT numbers may exceed AGR numbers based on late enrolments. Pie chart is based on the number of students who wrote the CRT.

\* French Immersion students not included

\* Reading score is composite of Non-Fiction and Poet.

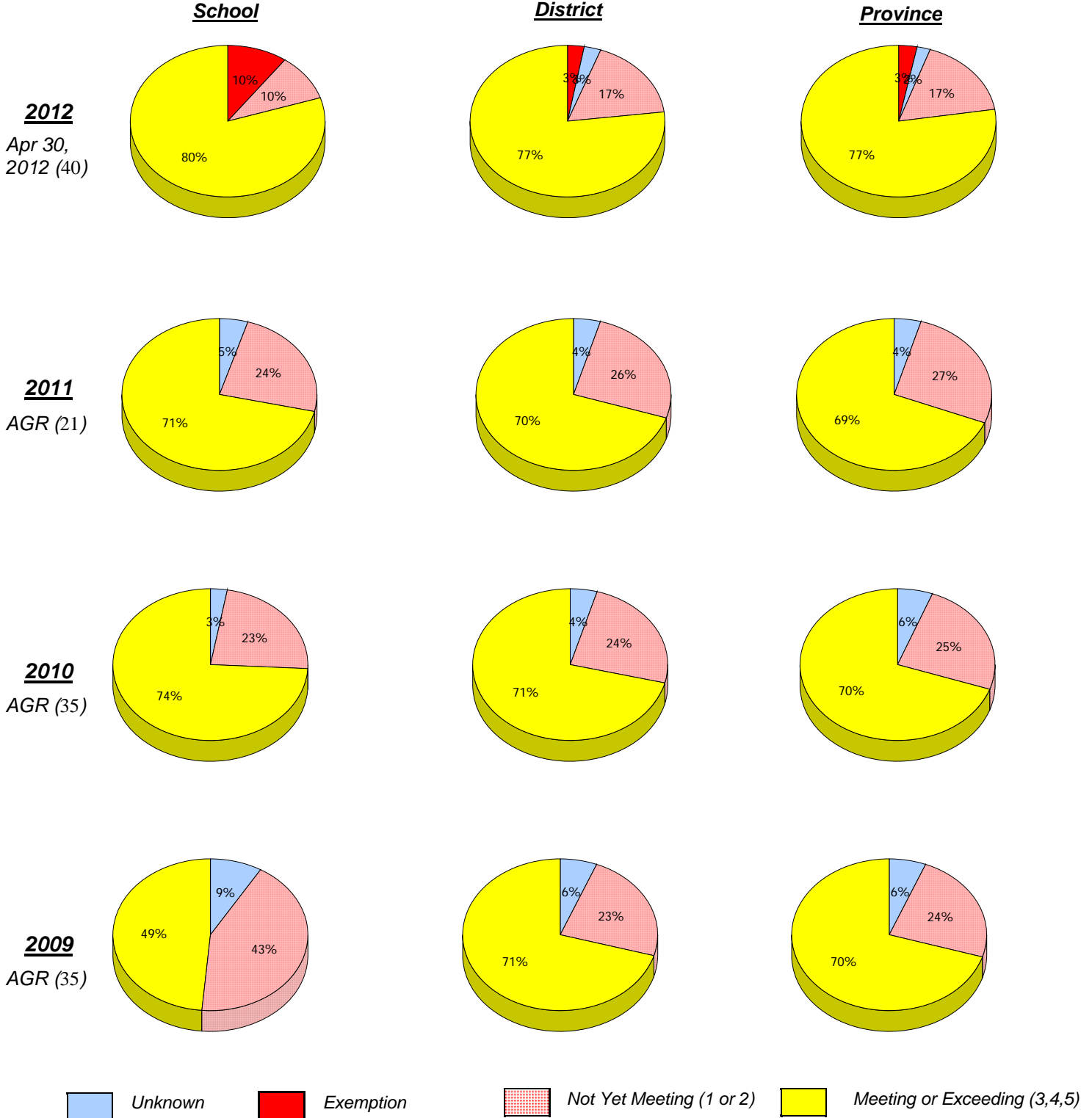
Mushuau Innu Natuashish School and Sheshatshiu Innu School are excluded from district and provincial results.

Source: Division of Evaluation and Research, Department of Education.

**District 4 - Eastern**

School #: 331 Cowan Heights Elementary

***Demand Writing***



**Primary English Language Arts  
4 Year Provincial Assessment, June 2012  
School Report Rubrics  
(average scores)**

**District 4 - Eastern**

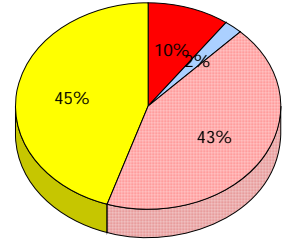
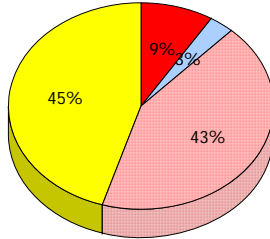
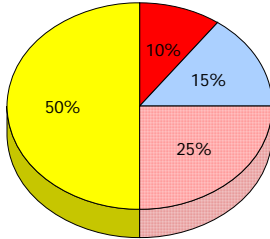
School #: 331 Cowan Heights Elementary

**Reading  
District**

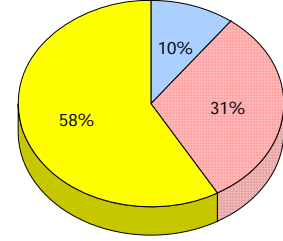
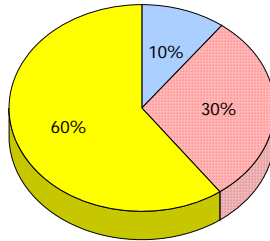
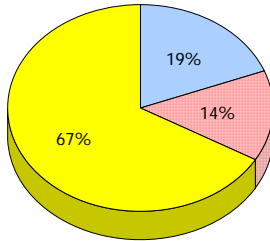
**School**

**Province**

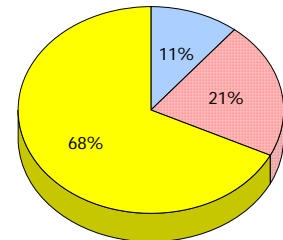
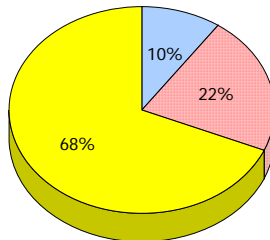
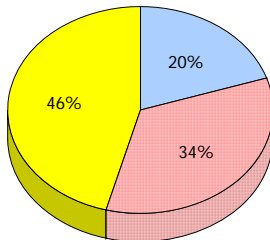
**2012**  
Apr 30,  
2012 (40)



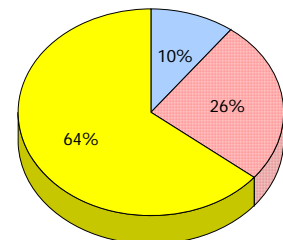
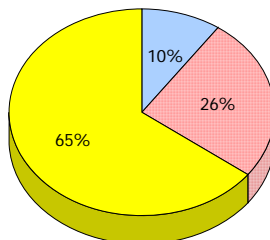
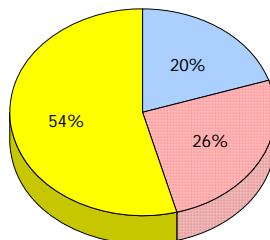
**2011**  
AGR (21)



**2010**  
AGR (35)



**2009**  
AGR (35)



Unknown
  Exemption
  Not Yet Meeting (1 or 2)
  Meeting or Exceeding (3,4,5)

\* In some cases, CRT numbers may exceed AGR numbers based on late enrolments. Pie chart is based on the number of students who wrote the CRT.

\* French Immersion students not included

\* Reading score is composite of Non-Fiction and Poet.

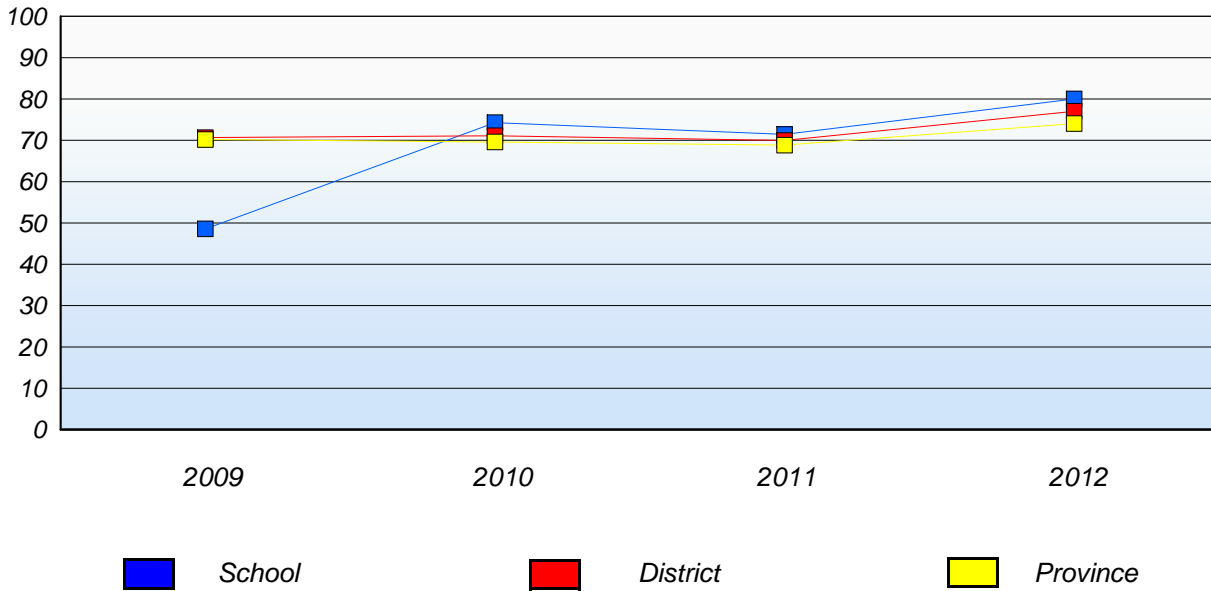
Mushuau Innu Natuashish School and Sheshatshiu Innu School are excluded from district and provincial results.

Source: Division of Evaluation and Research, Department of Education.

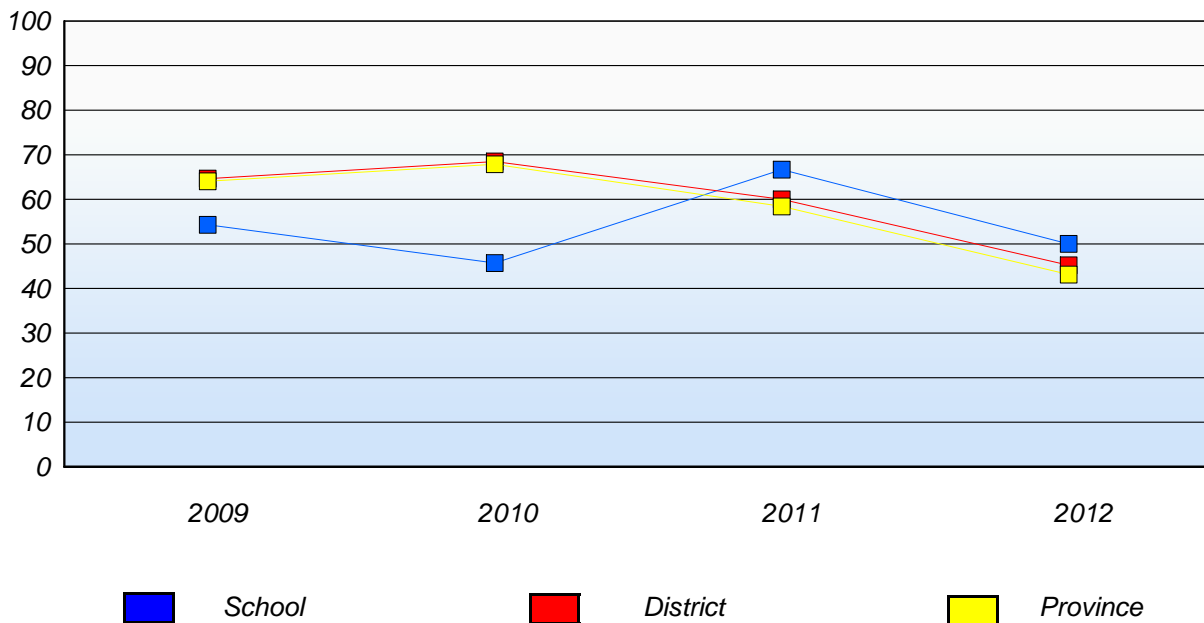
**District 4 - Eastern**

School #: 331 Cowan Heights Elementary

**Demand Writing**  
Percentage of students at level 3 or above (2009 - 2012)



**Reading**  
Percentage of students at level 3 or above (2009 - 2012)



\* In some cases, CRT numbers may exceed AGR numbers based on late enrolments. Pie chart is based on the number of students who wrote the CRT.

\* French Immersion students not included

\* Reading score is composite of Non-Fiction and Poet.

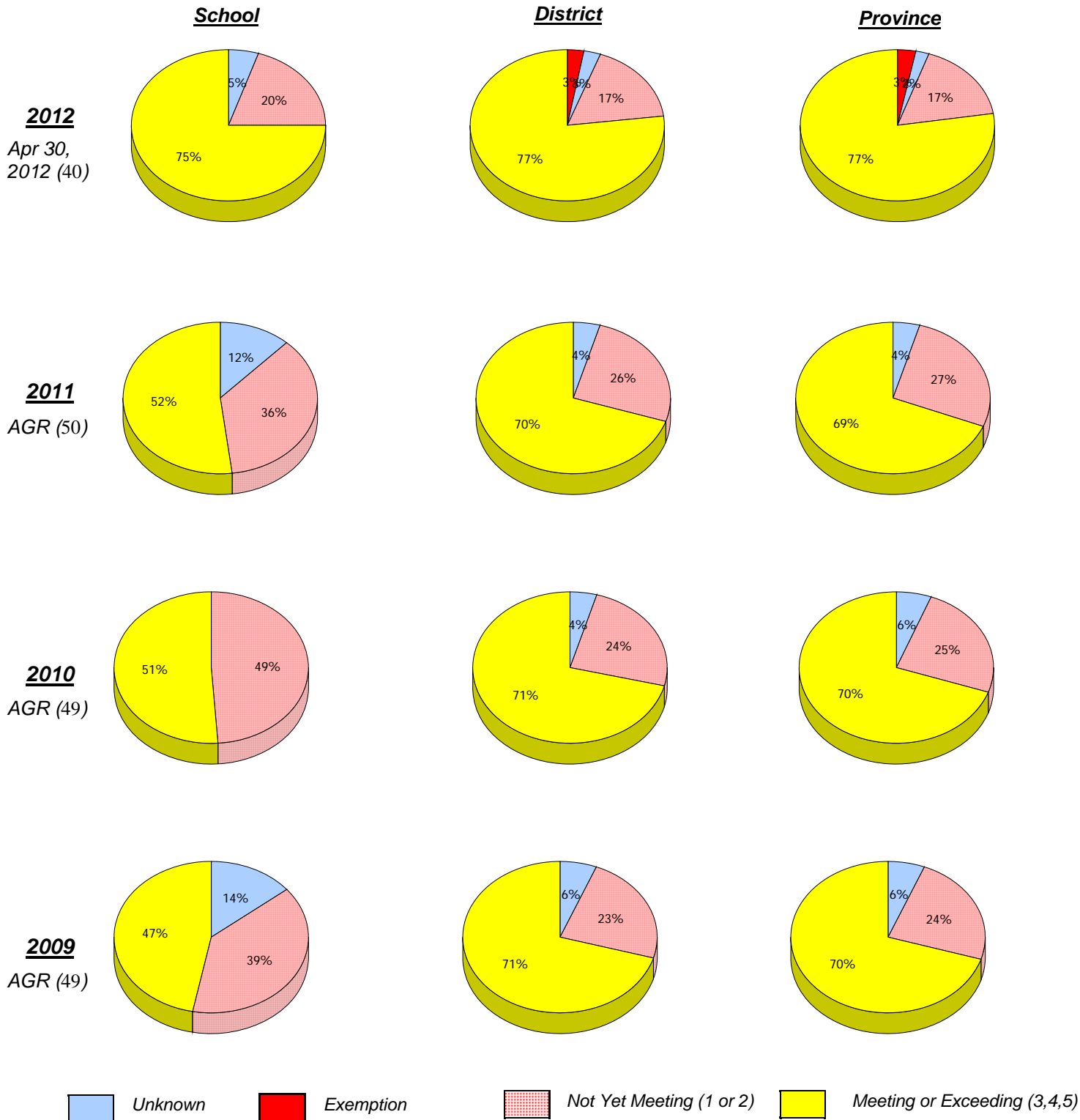
Mushuau Innu Natuashish School and Sheshatshiu Innu School are excluded from district and provincial results.

Source: Division of Evaluation and Research, Department of Education.

District 4 - Eastern

School #: 334 Larkhall Academy

**Demand Writing**



\* In some cases, CRT numbers may exceed AGR numbers based on late enrolments. Pie chart is based on the number of students who wrote the CRT.

\* French Immersion students not included

\* Reading score is composite of Non-Fiction and Poet.

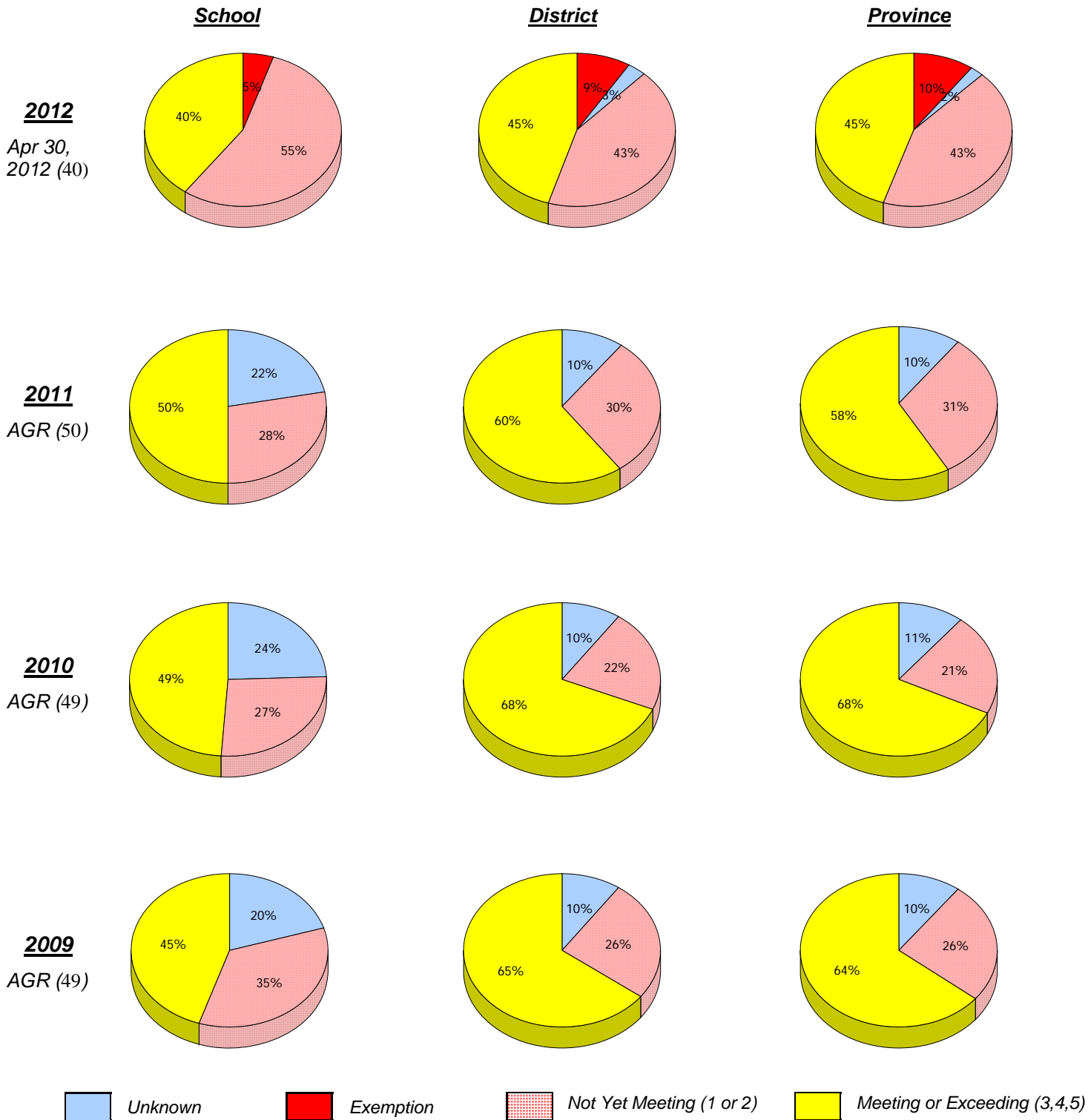
Mushuau Innu Natuashish School and Sheshatshiu Innu School are excluded from district and provincial results.

Source: Division of Evaluation and Research, Department of Education.

**District 4 - Eastern**

School #: 334 Larkhall Academy

**Reading  
District**

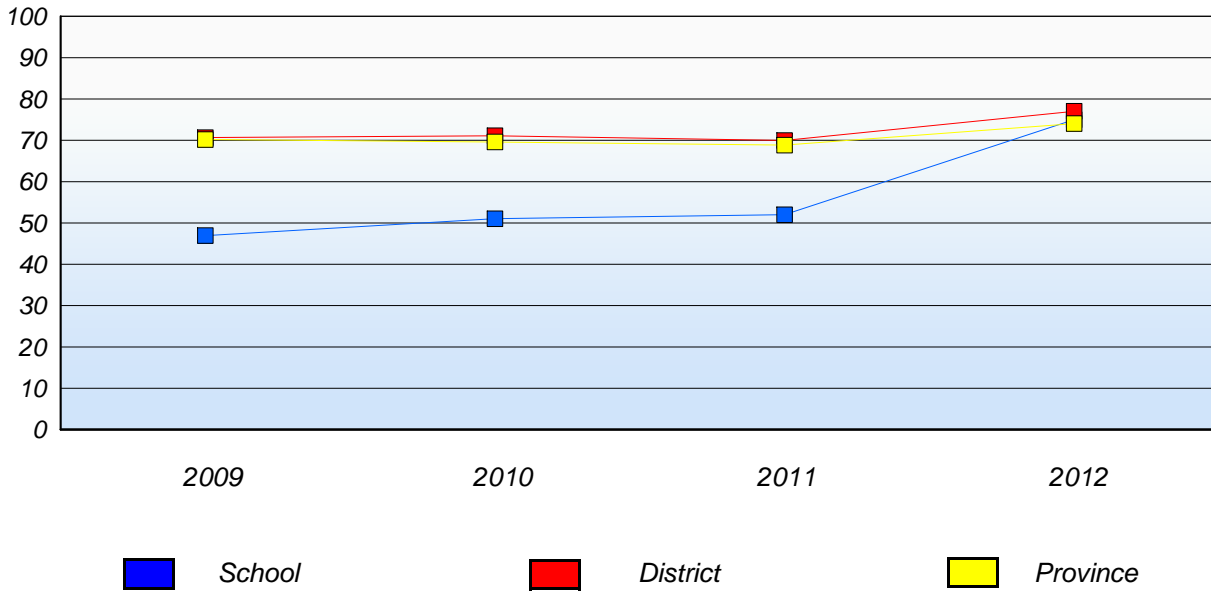


\* In some cases, CRT numbers may exceed AGR numbers based on late enrolments. Pie chart is based on the number of students who wrote the CRT.  
 \* French Immersion students not included \* Reading score is composite of Non-Fiction and Poet.  
 Mushuau Innu Natuashish School and Sheshatshiu Innu School are excluded from district and provincial results.  
 Source: Division of Evaluation and Research, Department of Education.

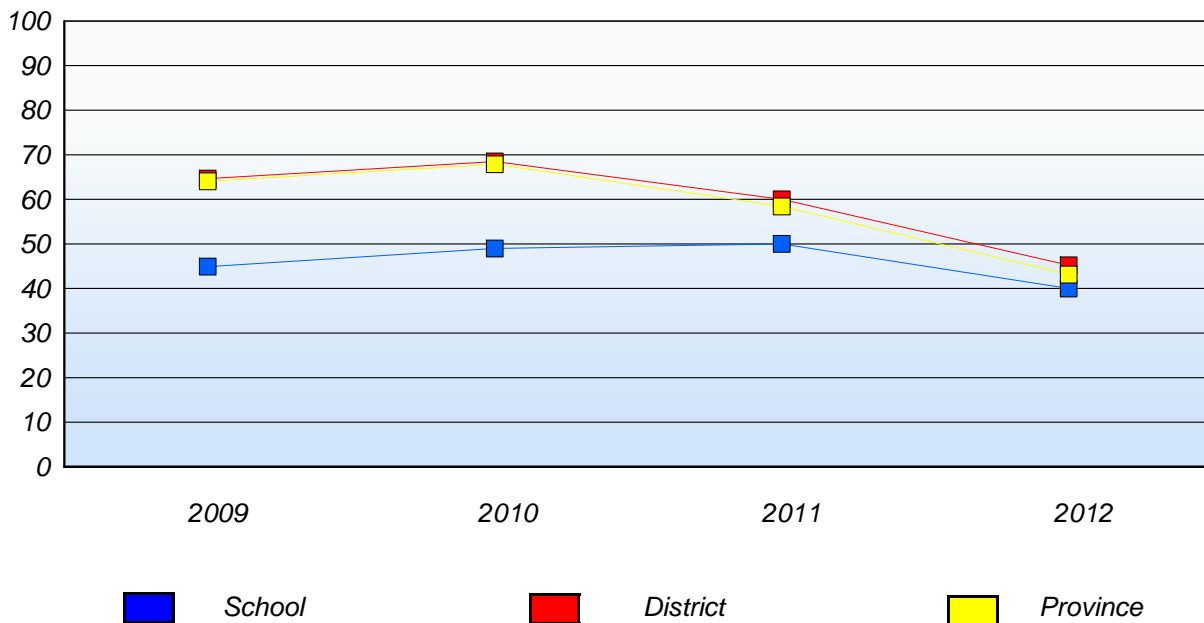
**District 4 - Eastern**

School #: 334 Larkhall Academy

**Demand Writing**  
Percentage of students at level 3 or above (2009 - 2012)



**Reading**  
Percentage of students at level 3 or above (2009 - 2012)



\* In some cases, CRT numbers may exceed AGR numbers based on late enrolments. Pie chart is based on the number of students who wrote the CRT.

\* French Immersion students not included

\* Reading score is composite of Non-Fiction and Poet.

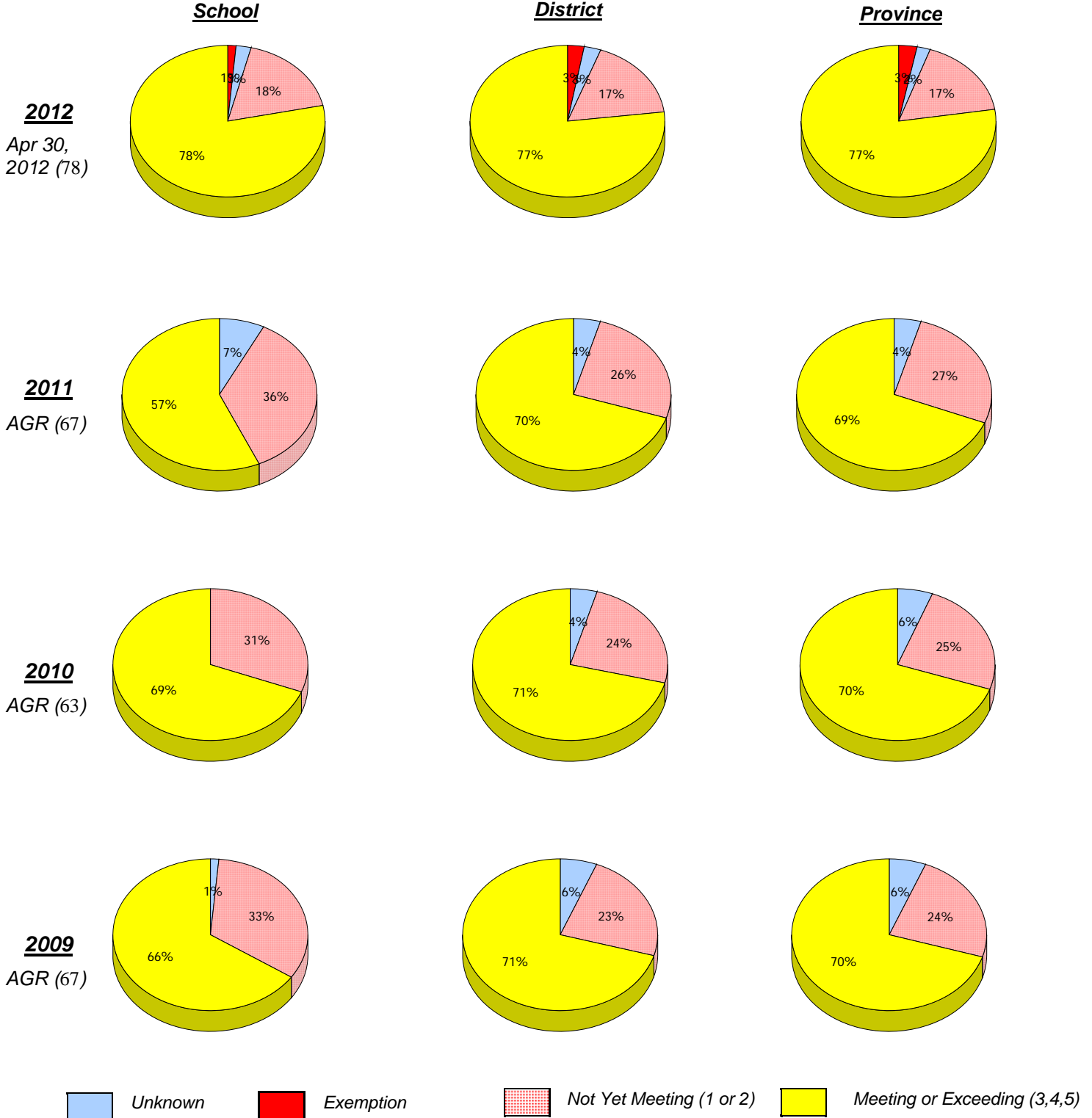
Mushuau Innu Natuashish School and Sheshatshiu Innu School are excluded from district and provincial results.

Source: Division of Evaluation and Research, Department of Education.

**District 4 - Eastern**

School #: 337    Goulds Elementary

***Demand Writing***





District 4 - Eastern

School #: 337 Goulds Elementary

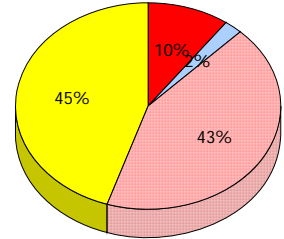
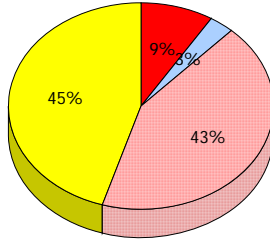
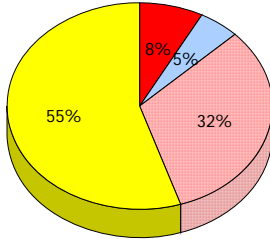
**Reading**

**School**

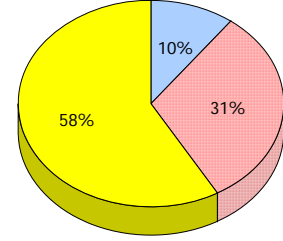
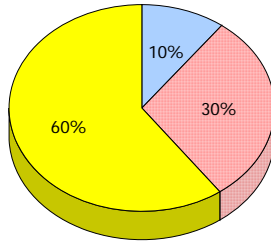
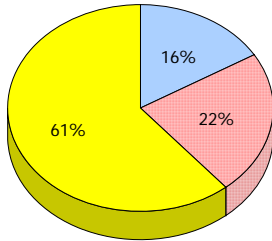
**District**

**Province**

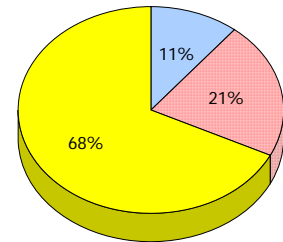
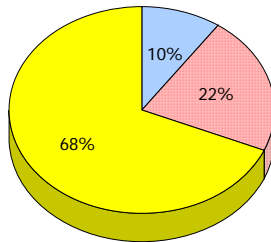
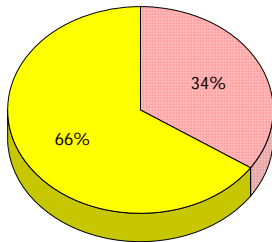
**2012**  
Apr 30,  
2012 (78)



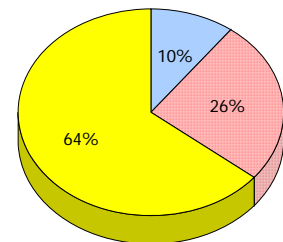
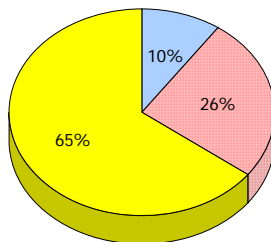
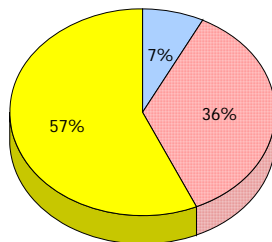
**2011**  
AGR (67)



**2010**  
AGR (63)



**2009**  
AGR (67)



Unknown
  Exemption
  Not Yet Meeting (1 or 2)
  Meeting or Exceeding (3,4,5)

\* In some cases, CRT numbers may exceed AGR numbers based on late enrolments. Pie chart is based on the number of students who wrote the CRT.

\* French Immersion students not included

\* Reading score is composite of Non-Fiction and Poet.

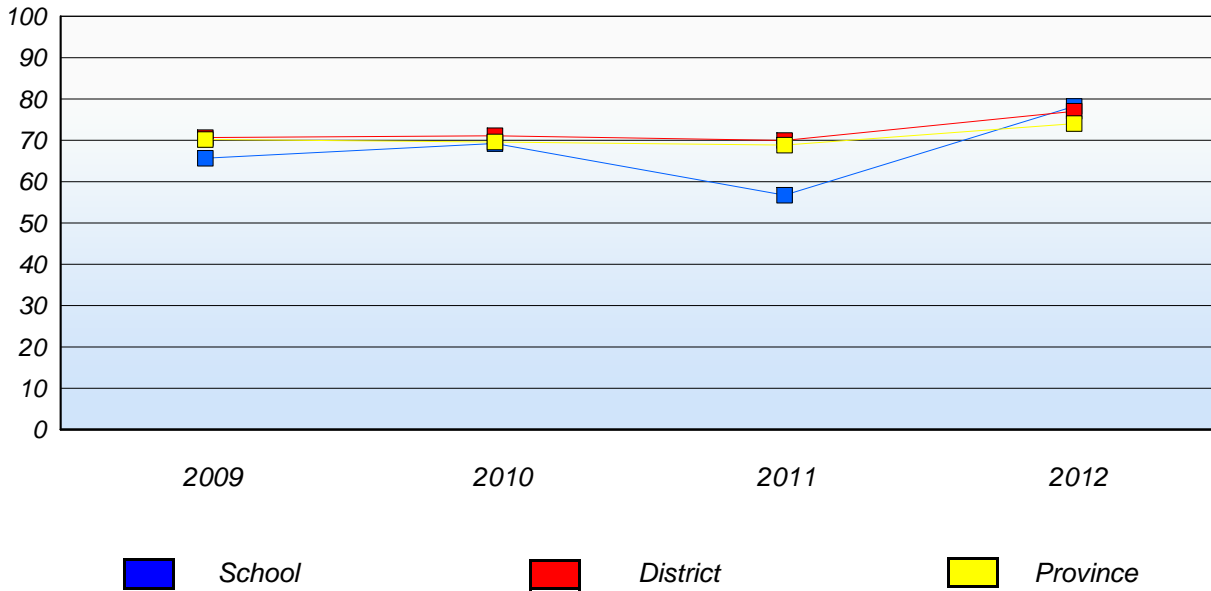
Mushuau Innu Natuashish School and Sheshatshiu Innu School are excluded from district and provincial results.

Source: Division of Evaluation and Research, Department of Education.

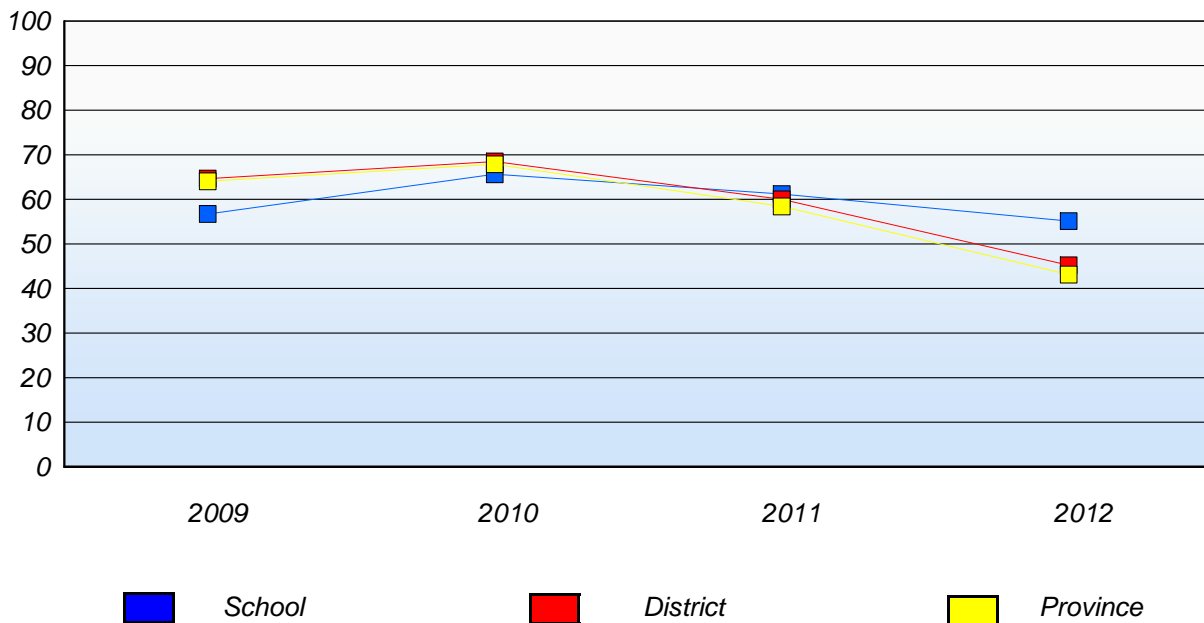
**District 4 - Eastern**

School #: 337    Goulds Elementary

**Demand Writing**  
Percentage of students at level 3 or above (2009 - 2012)



**Reading**  
Percentage of students at level 3 or above (2009 - 2012)



\* In some cases, CRT numbers may exceed AGR numbers based on late enrolments. Pie chart is based on the number of students who wrote the CRT.

\* French Immersion students not included

\* Reading score is composite of Non-Fiction and Poet.

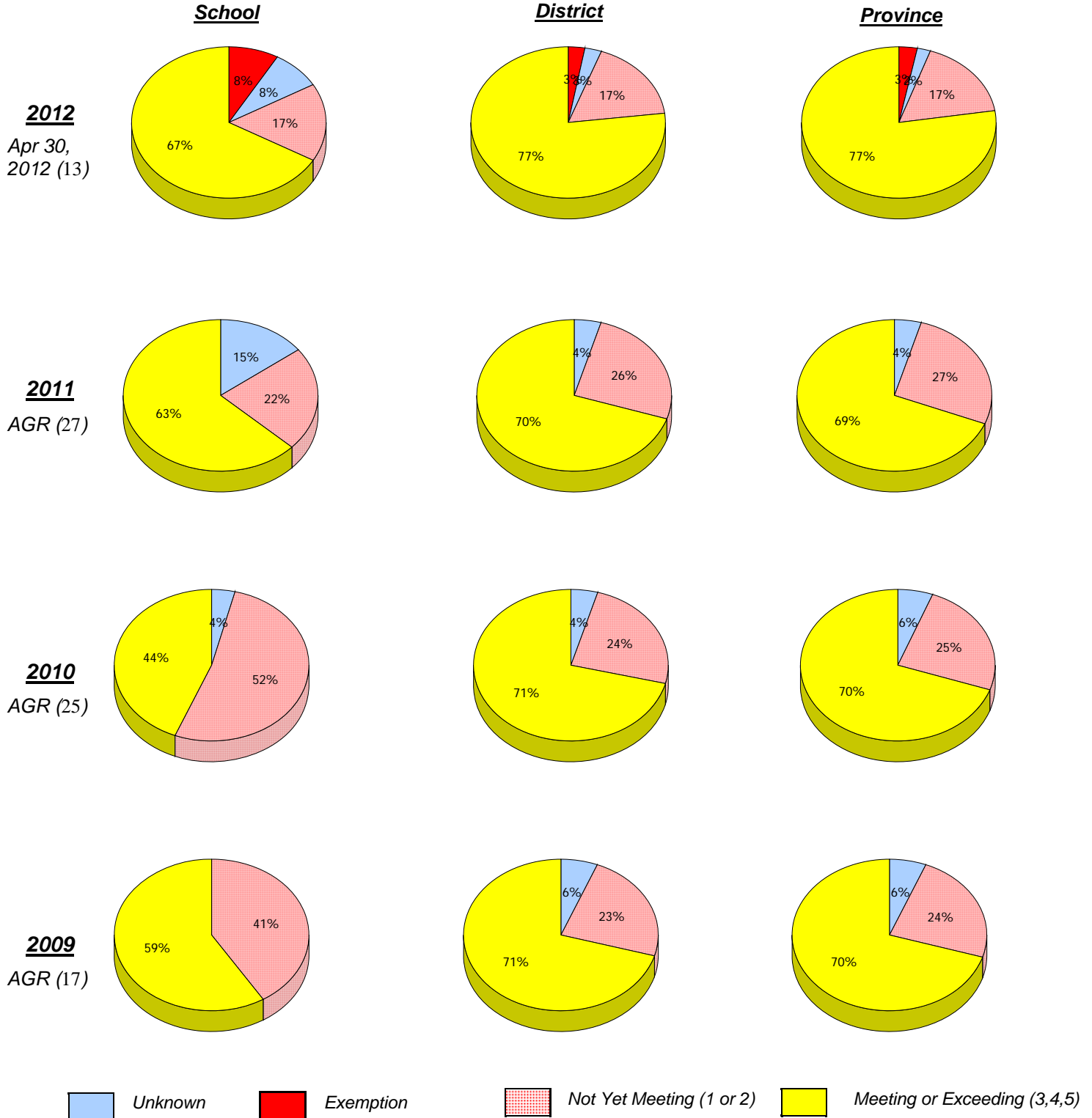
Mushuau Innu Natuashish School and Sheshatshiu Innu School are excluded from district and provincial results.

Source: Division of Evaluation and Research, Department of Education.

District 4 - Eastern

School #: 339 Holy Cross Elementary

**Demand Writing**



\* In some cases, CRT numbers may exceed AGR numbers based on late enrolments. Pie chart is based on the number of students who wrote the CRT.

\* French Immersion students not included

\* Reading score is composite of Non-Fiction and Poet.

Mushuau Innu Natuashish School and Sheshatshiu Innu School are excluded from district and provincial results.

Source: Division of Evaluation and Research, Department of Education.

**Primary English Language Arts  
4 Year Provincial Assessment, June 2012  
School Report Rubrics  
(average scores)**

**District 4 - Eastern**

School #: 339 Holy Cross Elementary

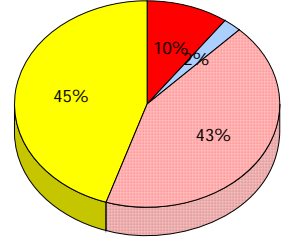
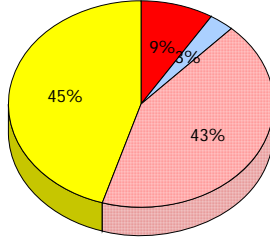
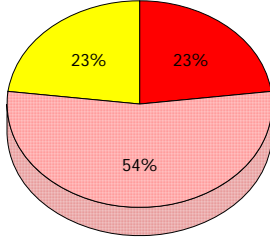
**Reading**

**School**

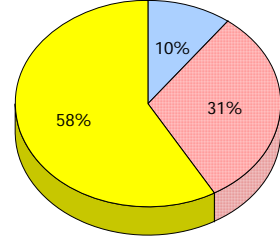
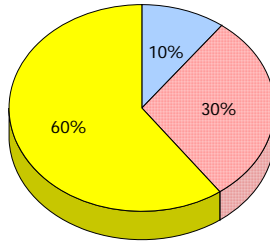
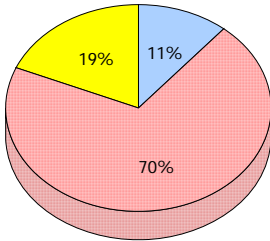
**District**

**Province**

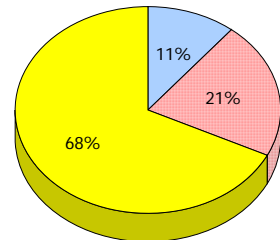
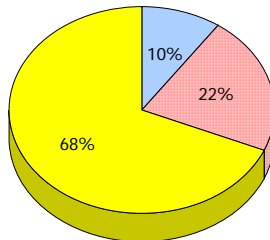
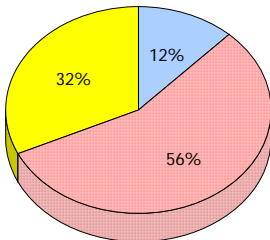
**2012**  
Apr 30,  
2012 (13)



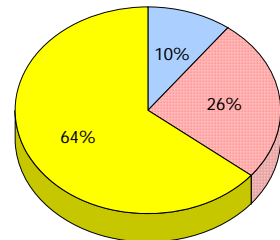
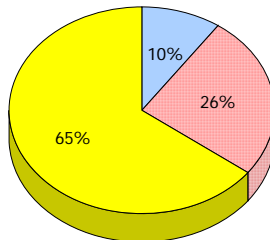
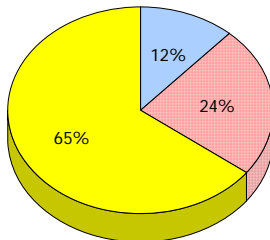
**2011**  
AGR (27)



**2010**  
AGR (25)



**2009**  
AGR (17)



*Unknown*     
  *Exemption*     
  *Not Yet Meeting (1 or 2)*     
  *Meeting or Exceeding (3,4,5)*

\* In some cases, CRT numbers may exceed AGR numbers based on late enrolments. Pie chart is based on the number of students who wrote the CRT.

\* French Immersion students not included

\* Reading score is composite of Non-Fiction and Poet.

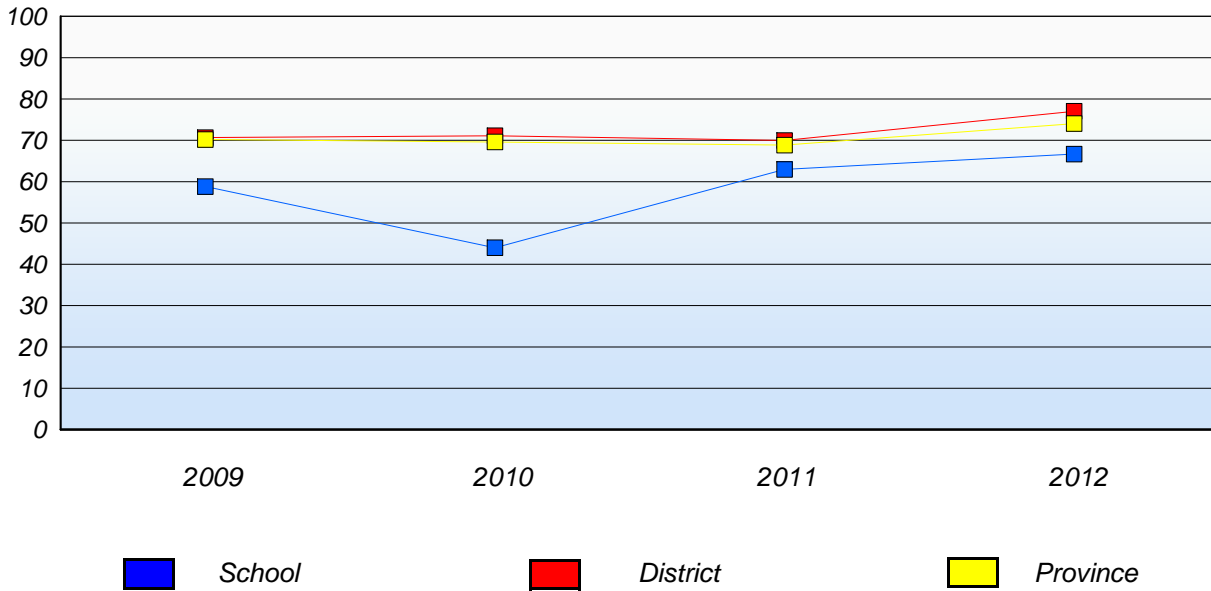
Mushuau Innu Natuashish School and Sheshatshiu Innu School are excluded from district and provincial results.

Source: Division of Evaluation and Research, Department of Education.

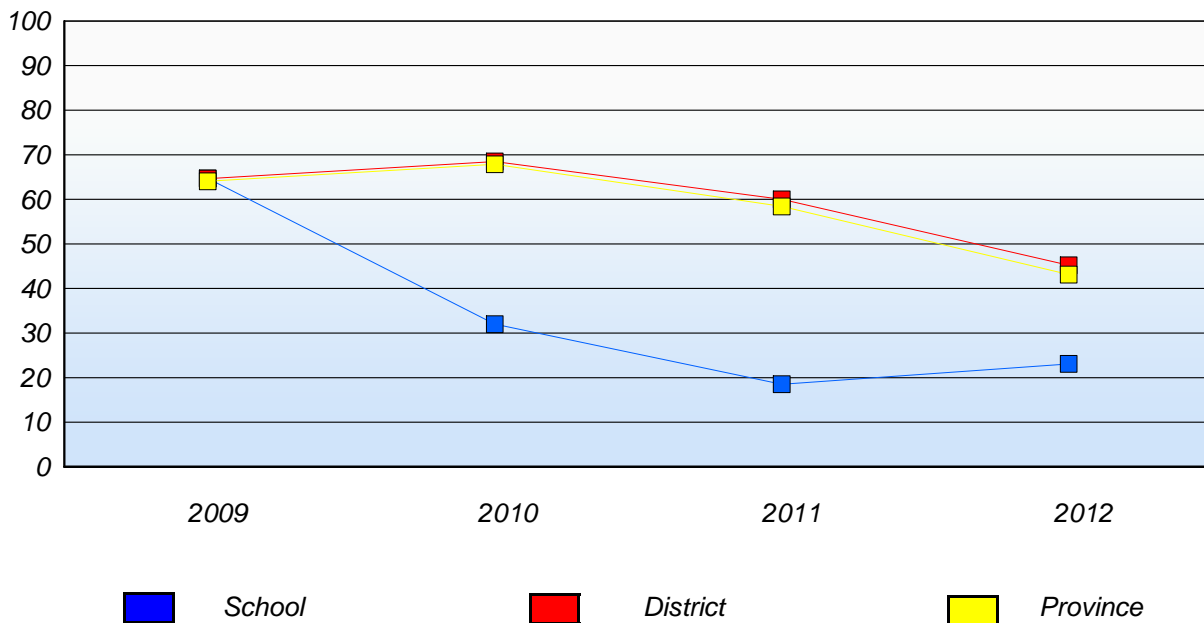
**District 4 - Eastern**

School #: 339 Holy Cross Elementary

**Demand Writing**  
Percentage of students at level 3 or above (2009 - 2012)



**Reading**  
Percentage of students at level 3 or above (2009 - 2012)



\* In some cases, CRT numbers may exceed AGR numbers based on late enrolments. Pie chart is based on the number of students who wrote the CRT.

\* French Immersion students not included

\* Reading score is composite of Non-Fiction and Poet.

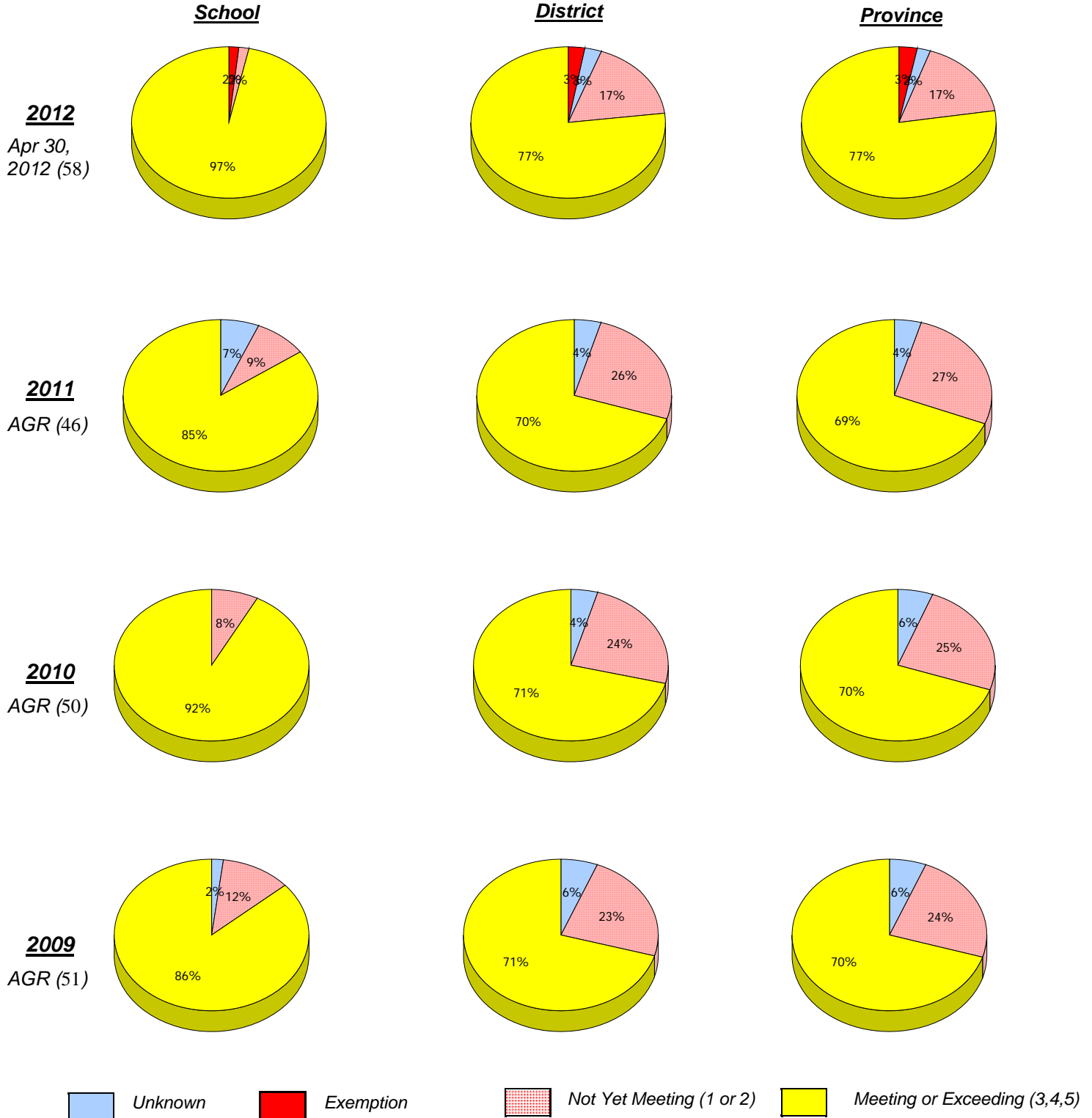
Mushuau Innu Natuashish School and Sheshatshiu Innu School are excluded from district and provincial results.

Source: Division of Evaluation and Research, Department of Education.

District 4 - Eastern

School #: 342 MacDonald Drive Elementary

**Demand Writing**



\* In some cases, CRT numbers may exceed AGR numbers based on late enrolments. Pie chart is based on the number of students who wrote the CRT.

\* French Immersion students not included

\* Reading score is composite of Non-Fiction and Poet.

Mushuau Innu Natuashish School and Sheshatshiu Innu School are excluded from district and provincial results.

Source: Division of Evaluation and Research, Department of Education.

**District 4 - Eastern**

School #: 342 MacDonal Drive Elementary

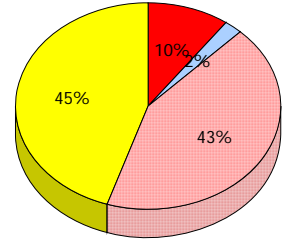
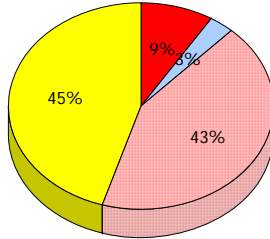
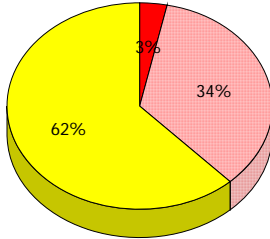
**Reading**

**School**

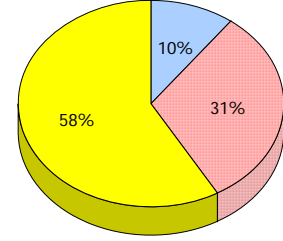
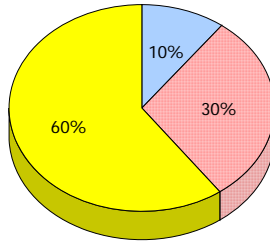
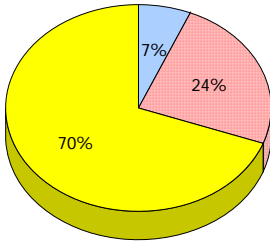
**District**

**Province**

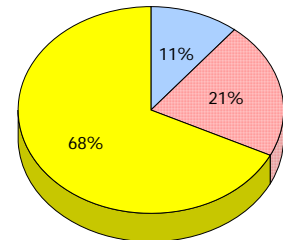
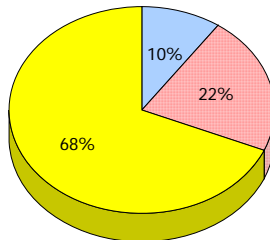
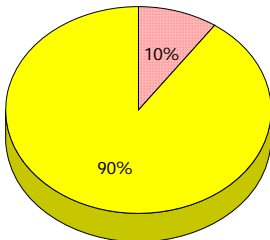
**2012**  
Apr 30,  
2012 (58)



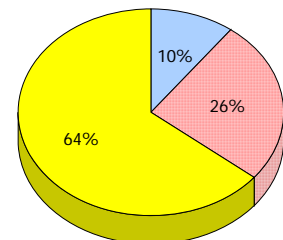
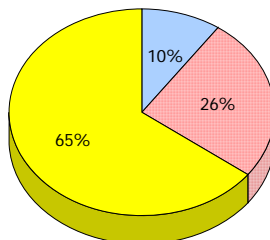
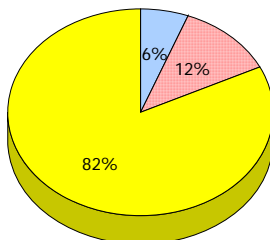
**2011**  
AGR (46)



**2010**  
AGR (50)



**2009**  
AGR (51)



Unknown     
  Exemption     
  Not Yet Meeting (1 or 2)     
  Meeting or Exceeding (3,4,5)

\* In some cases, CRT numbers may exceed AGR numbers based on late enrolments. Pie chart is based on the number of students who wrote the CRT.

\* French Immersion students not included

\* Reading score is composite of Non-Fiction and Poet.

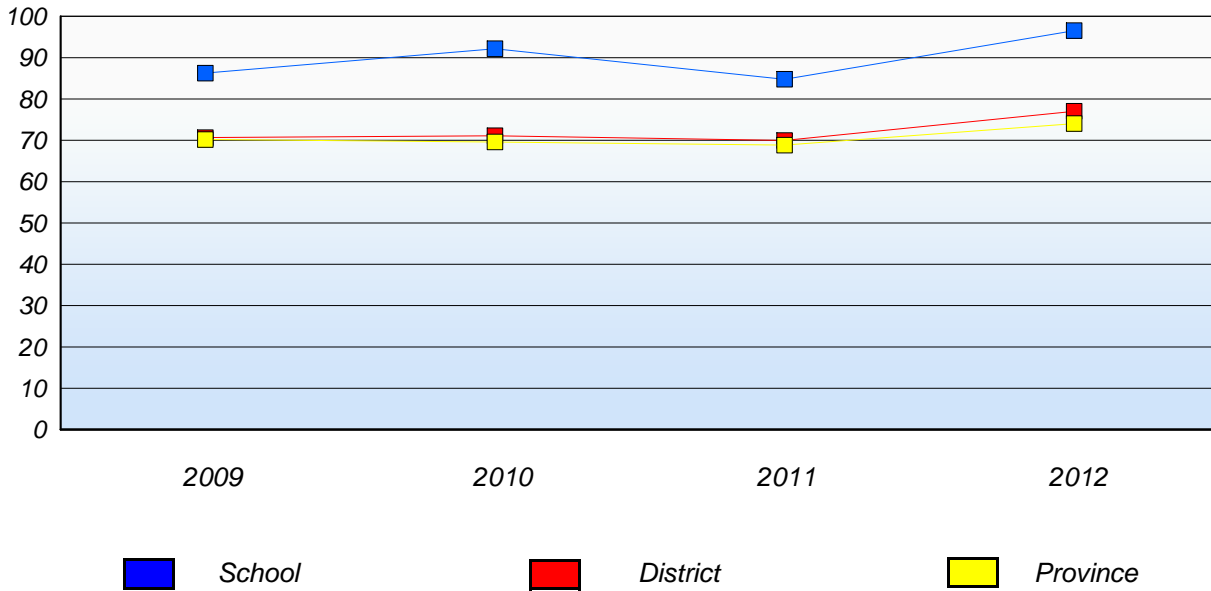
Mushuau Innu Natuashish School and Sheshatshiu Innu School are excluded from district and provincial results.

Source: Division of Evaluation and Research, Department of Education.

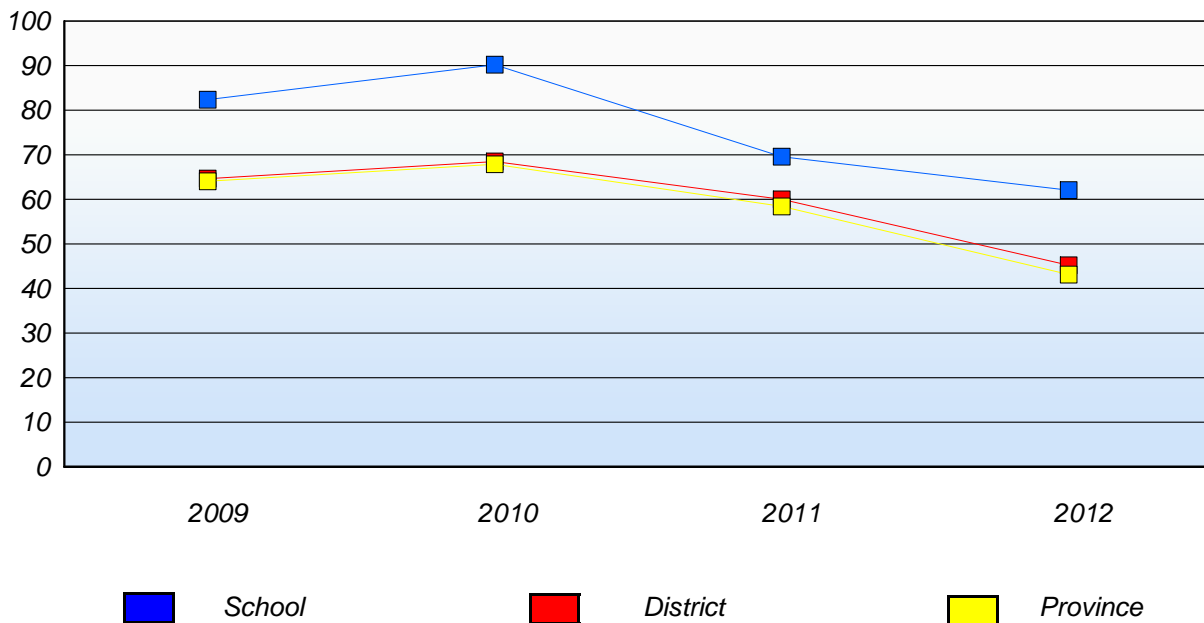
**District 4 - Eastern**

School #: 342 MacDonal Drive Elementary

**Demand Writing**  
Percentage of students at level 3 or above (2009 - 2012)



**Reading**  
Percentage of students at level 3 or above (2009 - 2012)



\* In some cases, CRT numbers may exceed AGR numbers based on late enrolments. Pie chart is based on the number of students who wrote the CRT.

\* French Immersion students not included

\* Reading score is composite of Non-Fiction and Poet.

Mushuau Innu Natuashish School and Sheshatshiu Innu School are excluded from district and provincial results.

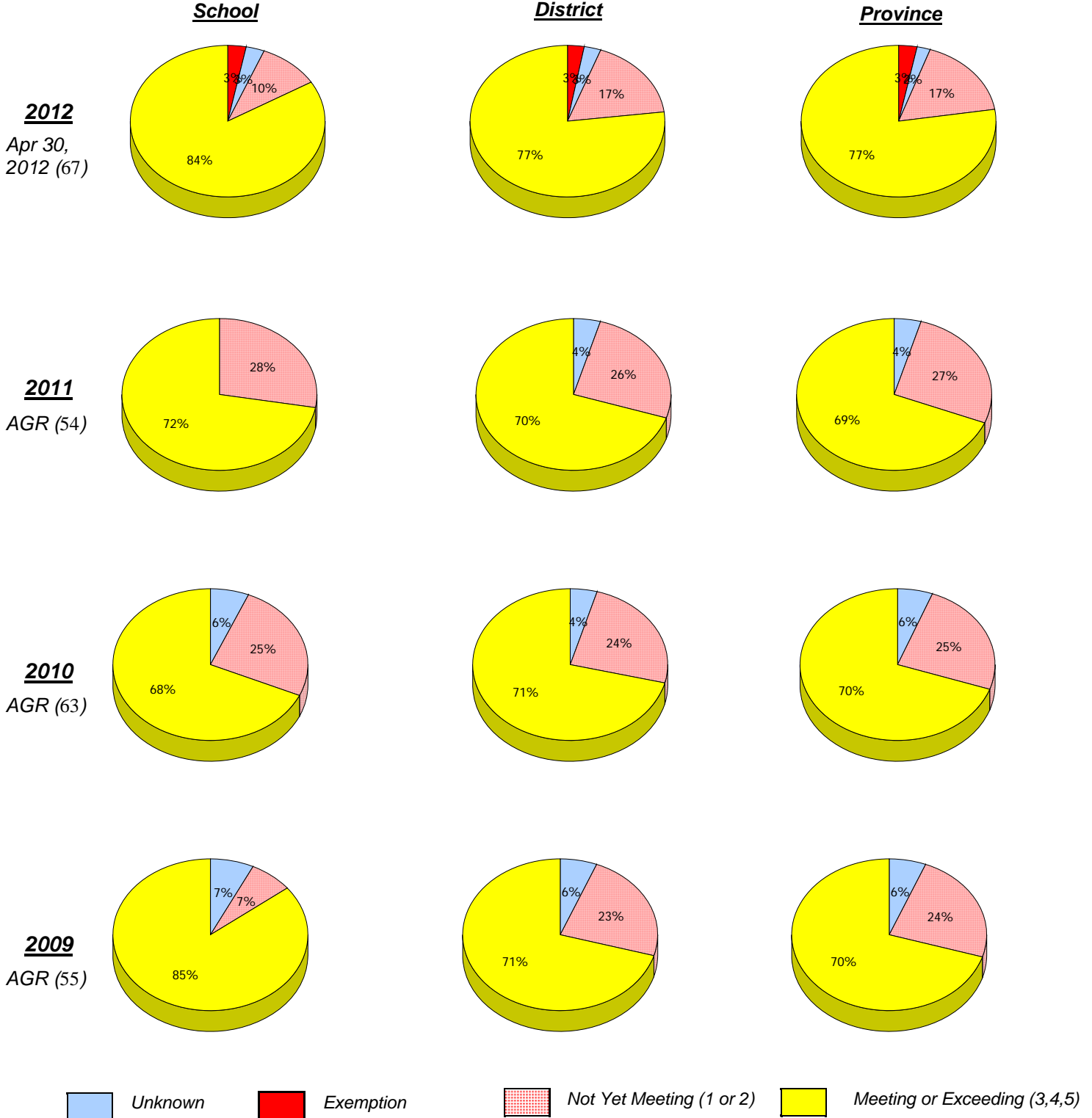
Source: Division of Evaluation and Research, Department of Education.



District 4 - Eastern

School #: 345 Mary Queen of Peace Elementary

**Demand Writing**



\* In some cases, CRT numbers may exceed AGR numbers based on late enrolments. Pie chart is based on the number of students who wrote the CRT.

\* French Immersion students not included

\* Reading score is composite of Non-Fiction and Poet.

Mushuau Innu Natuashish School and Sheshatshiu Innu School are excluded from district and provincial results.

Source: Division of Evaluation and Research, Department of Education.

Primary English Language Arts  
4 Year Provincial Assessment, June 2012  
School Report Rubrics  
(average scores)

District 4 - Eastern

School #: 345 Mary Queen of Peace Elementary

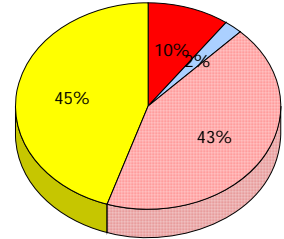
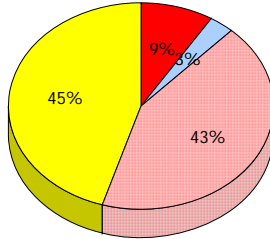
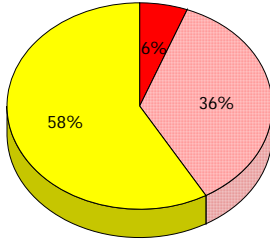
**Reading**

**School**

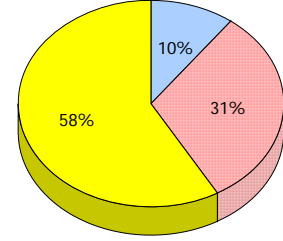
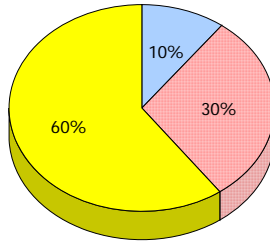
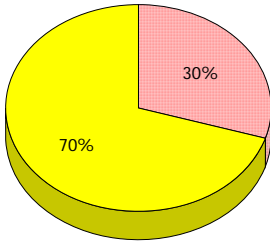
**District**

**Province**

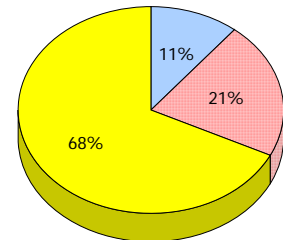
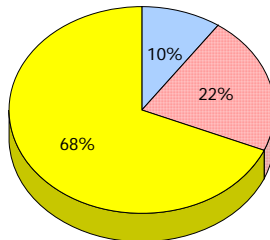
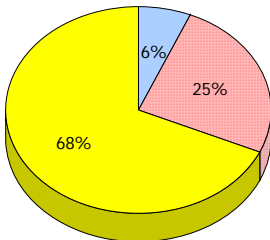
**2012**  
Apr 30,  
2012 (67)



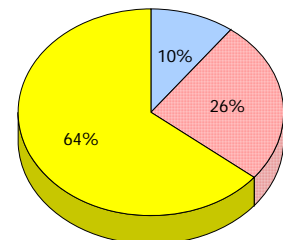
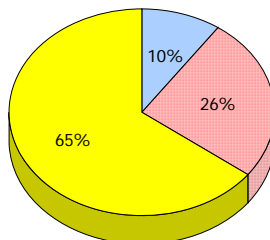
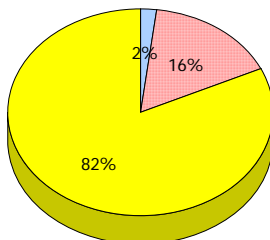
**2011**  
AGR (54)



**2010**  
AGR (63)



**2009**  
AGR (55)



Unknown
  Exemption
  Not Yet Meeting (1 or 2)
  Meeting or Exceeding (3,4,5)

\* In some cases, CRT numbers may exceed AGR numbers based on late enrolments. Pie chart is based on the number of students who wrote the CRT.

\* French Immersion students not included

\* Reading score is composite of Non-Fiction and Poet.

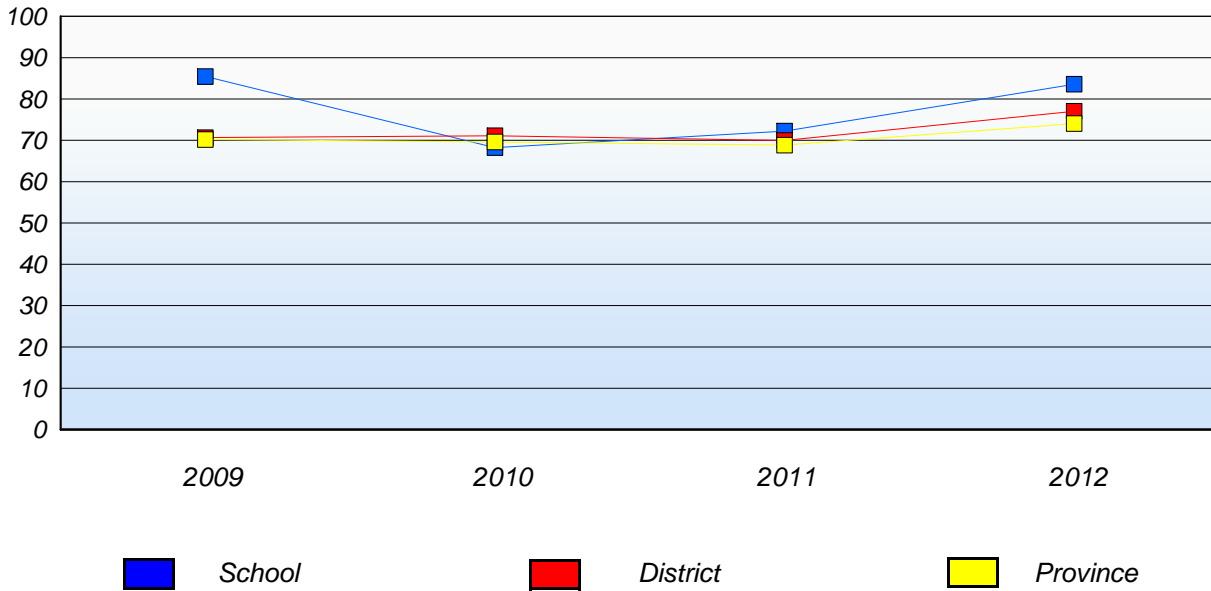
Mushuau Innu Natuashish School and Sheshatshiu Innu School are excluded from district and provincial results.

Source: Division of Evaluation and Research, Department of Education.

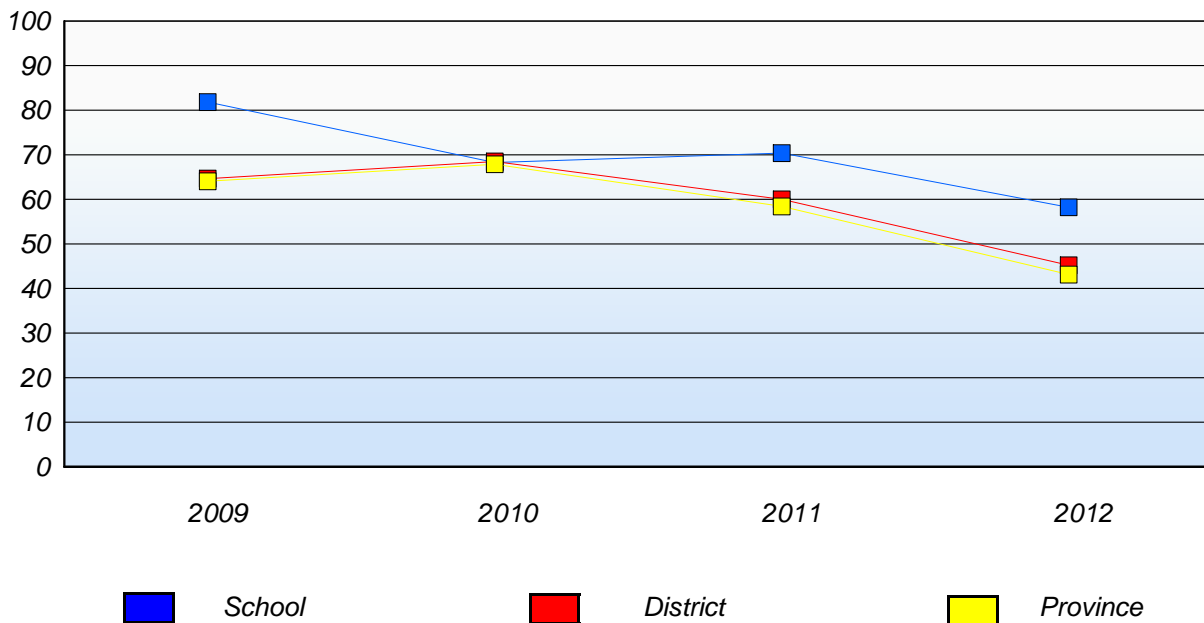
**District 4 - Eastern**

School #: 345 Mary Queen of Peace Elementary

**Demand Writing**  
Percentage of students at level 3 or above (2009 - 2012)



**Reading**  
Percentage of students at level 3 or above (2009 - 2012)



\* In some cases, CRT numbers may exceed AGR numbers based on late enrolments. Pie chart is based on the number of students who wrote the CRT.

\* French Immersion students not included

\* Reading score is composite of Non-Fiction and Poet.

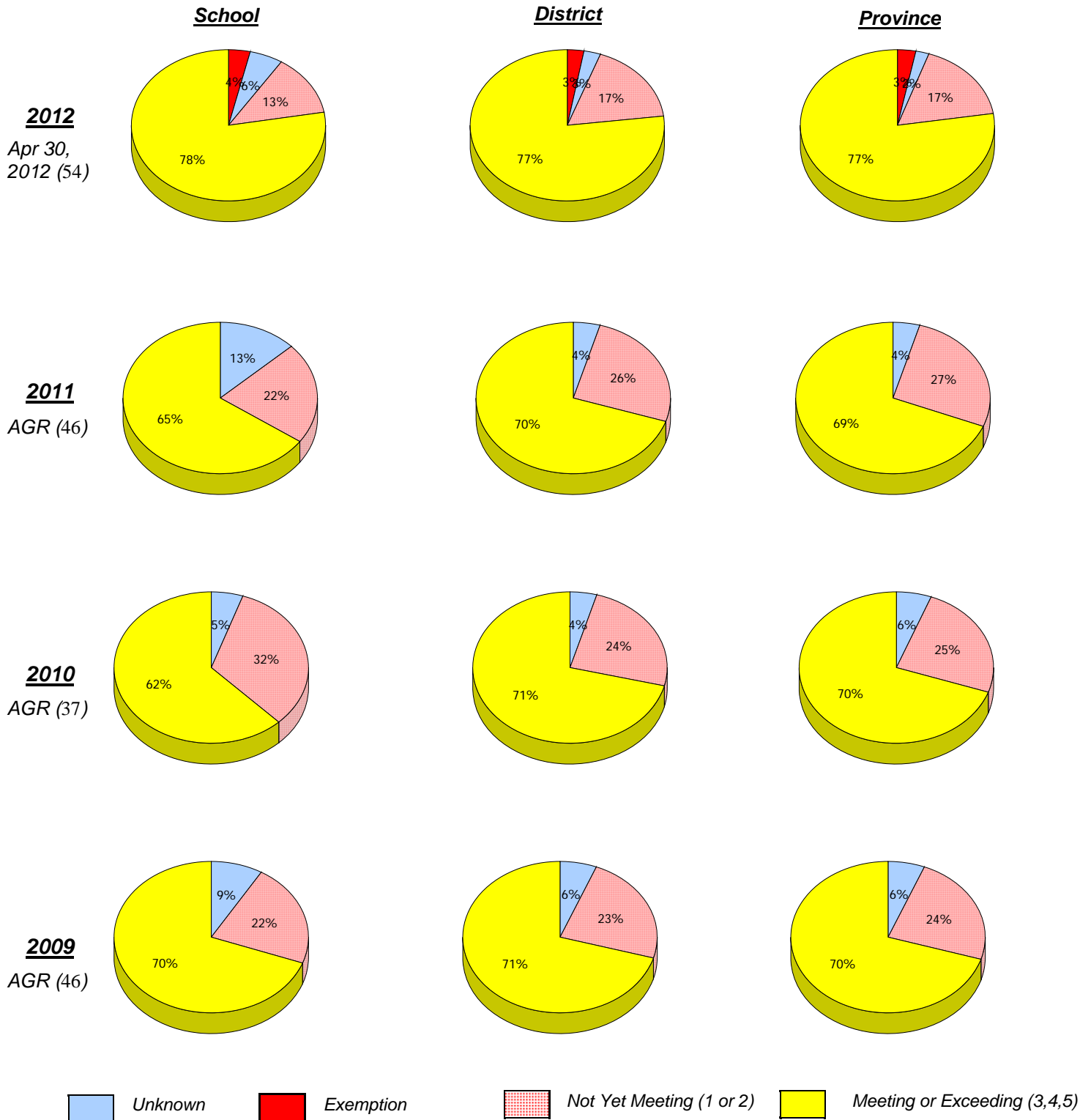
Mushuau Innu Natuashish School and Sheshatshiu Innu School are excluded from district and provincial results.

Source: Division of Evaluation and Research, Department of Education.

**District 4 - Eastern**

School #: 348 Roncalli Elementary

***Demand Writing***



\* In some cases, CRT numbers may exceed AGR numbers based on late enrolments. Pie chart is based on the number of students who wrote the CRT.

\* French Immersion students not included

\* Reading score is composite of Non-Fiction and Poet.

Mushuau Innu Natuashish School and Sheshatshiu Innu School are excluded from district and provincial results.

Source: Division of Evaluation and Research, Department of Education.

District 4 - Eastern

School #: 348 Roncalli Elementary

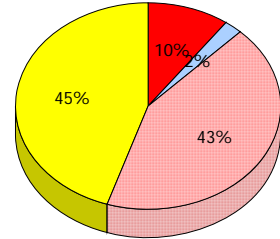
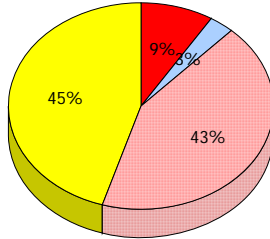
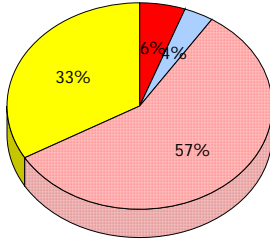
**Reading**

**School**

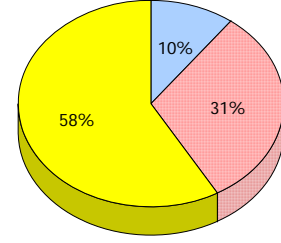
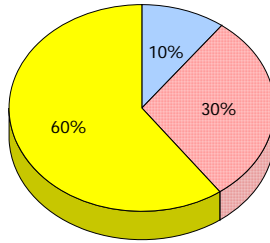
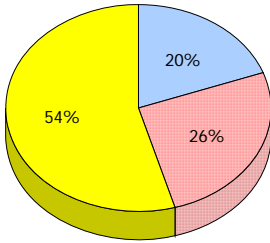
**District**

**Province**

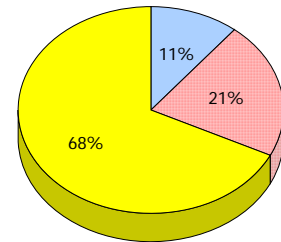
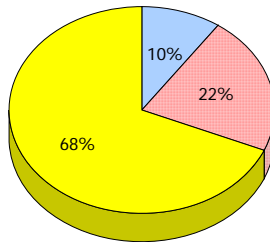
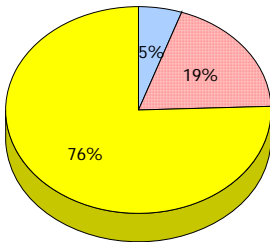
**2012**  
Apr 30,  
2012 (54)



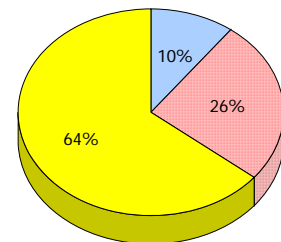
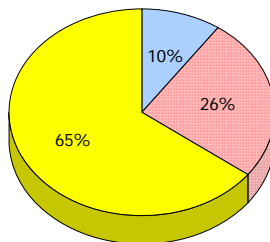
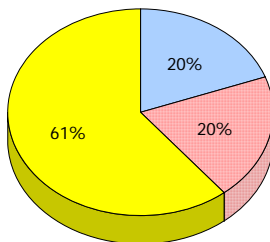
**2011**  
AGR (46)



**2010**  
AGR (37)



**2009**  
AGR (46)



Unknown Exemption Not Yet Meeting (1 or 2) Meeting or Exceeding (3,4,5)

\* In some cases, CRT numbers may exceed AGR numbers based on late enrolments. Pie chart is based on the number of students who wrote the CRT.

\* French Immersion students not included

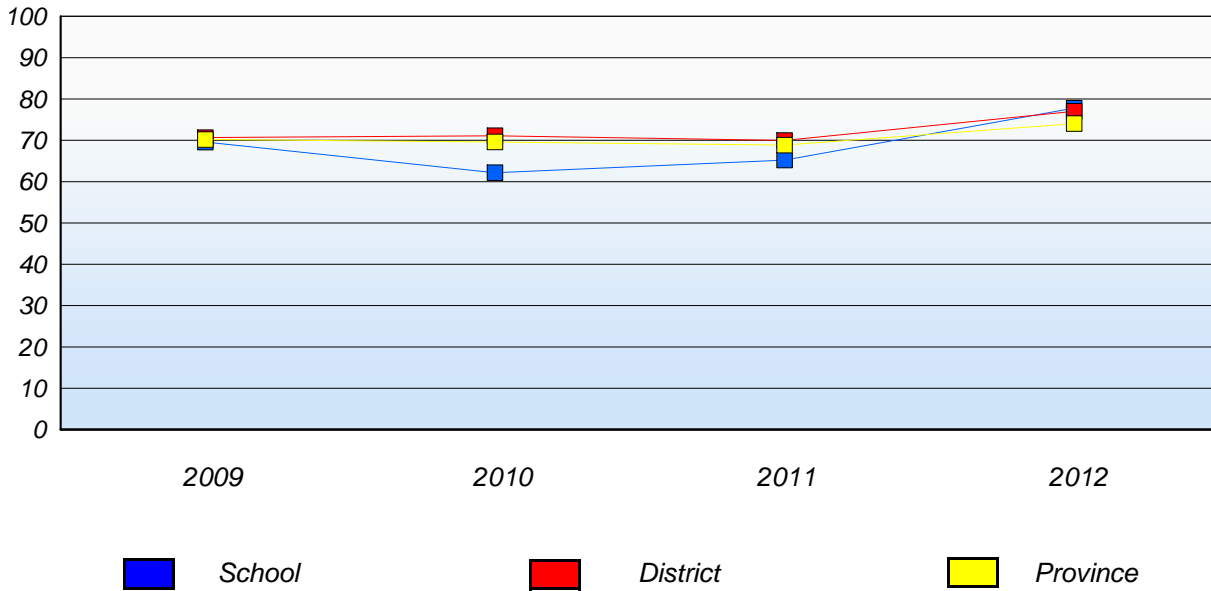
\* Reading score is composite of Non-Fiction and Poet.

Mushuau Innu Natuashish School and Sheshatshiu Innu School are excluded from district and provincial results.

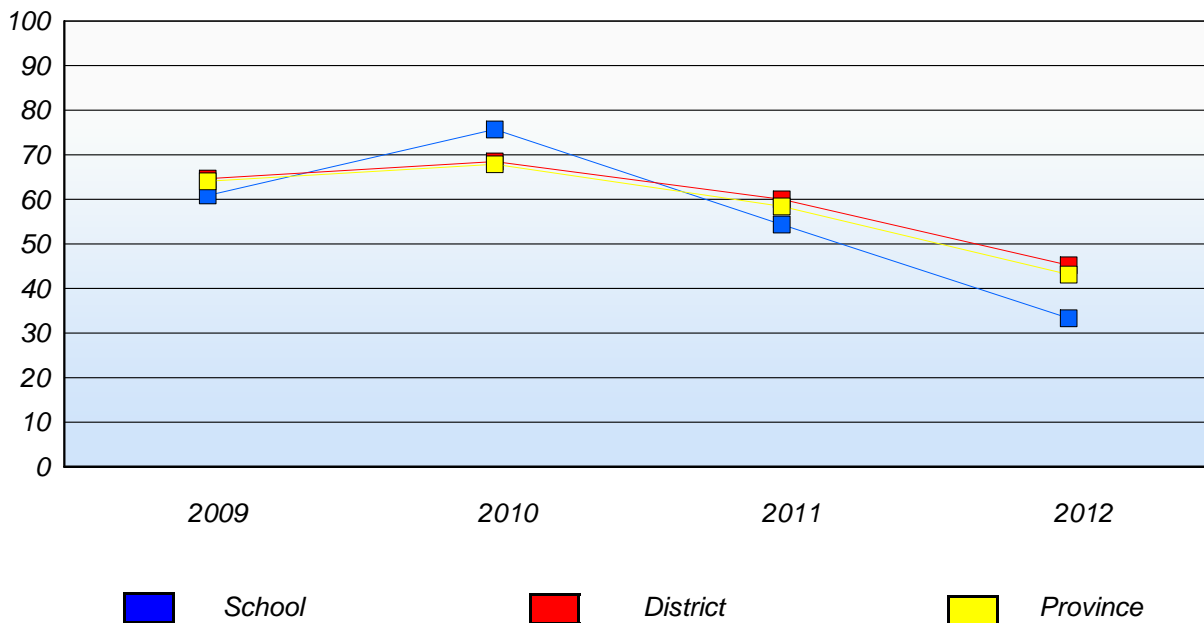
**District 4 - Eastern**

School #: 348 Roncalli Elementary

**Demand Writing**  
Percentage of students at level 3 or above (2009 - 2012)



**Reading**  
Percentage of students at level 3 or above (2009 - 2012)



\* In some cases, CRT numbers may exceed AGR numbers based on late enrolments. Pie chart is based on the number of students who wrote the CRT.

\* French Immersion students not included

\* Reading score is composite of Non-Fiction and Poet.

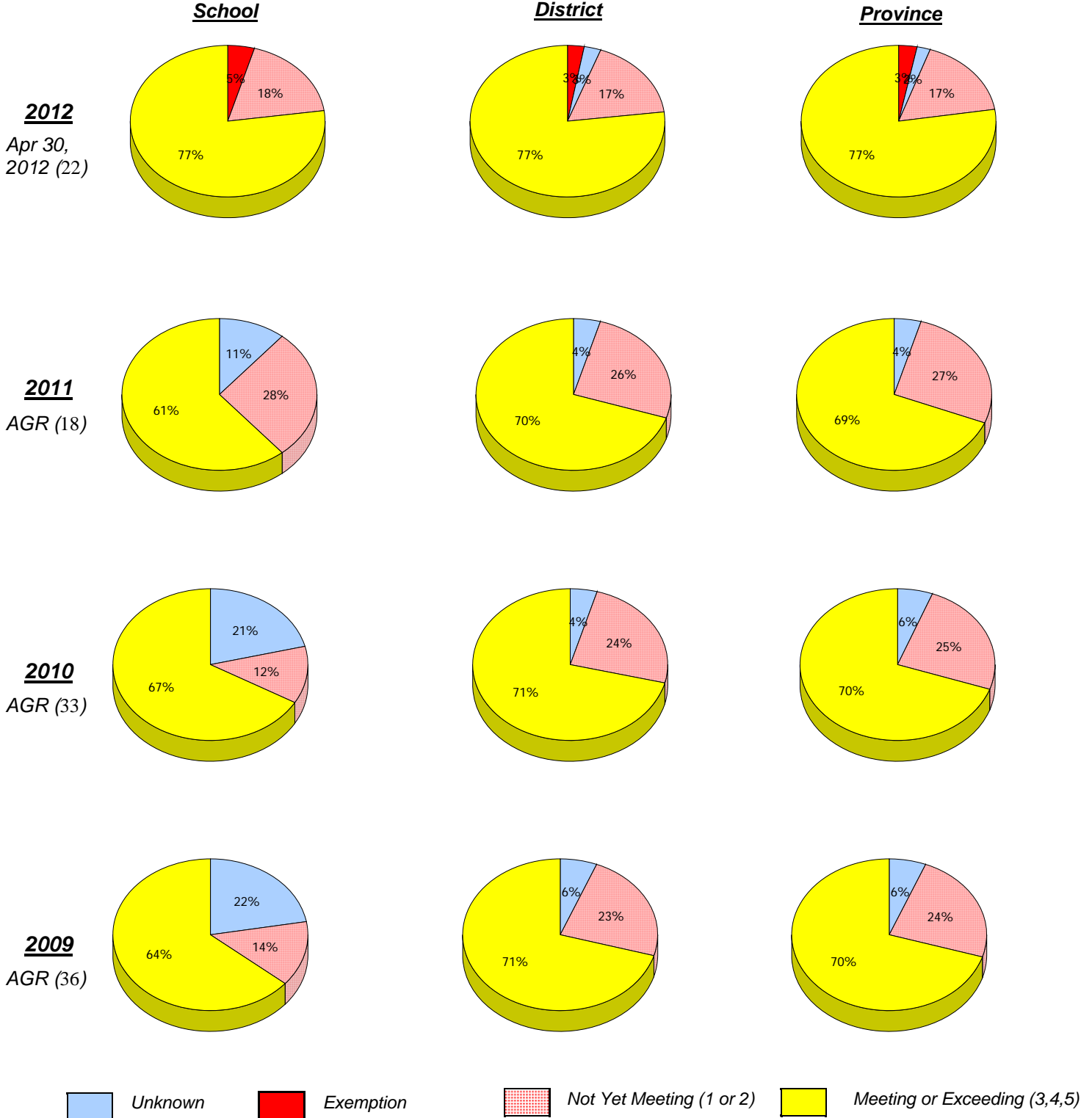
Mushuau Innu Natuashish School and Sheshatshiu Innu School are excluded from district and provincial results.

Source: Division of Evaluation and Research, Department of Education.

District 4 - Eastern

School #: 349 St. Andrew's Elementary

**Demand Writing**



\* In some cases, CRT numbers may exceed AGR numbers based on late enrolments. Pie chart is based on the number of students who wrote the CRT.

\* French Immersion students not included

\* Reading score is composite of Non-Fiction and Poet.

Mushuau Innu Natuashish School and Sheshatshiu Innu School are excluded from district and provincial results.

Source: Division of Evaluation and Research, Department of Education.

**Primary English Language Arts  
4 Year Provincial Assessment, June 2012  
School Report Rubrics  
(average scores)**

**District 4 - Eastern**

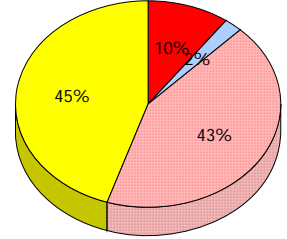
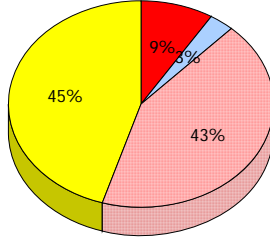
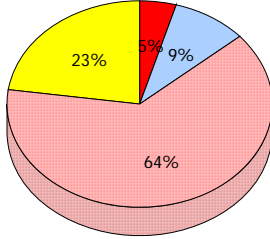
School #: 349 St. Andrew's Elementary

**Reading  
District**

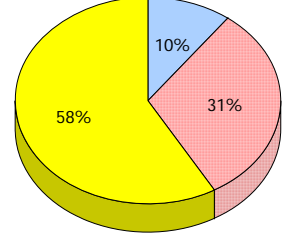
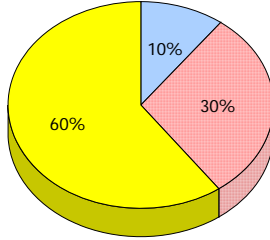
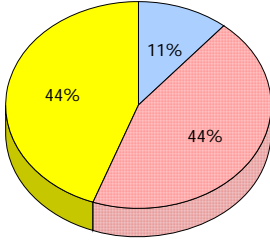
**School**

**Province**

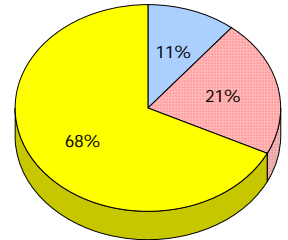
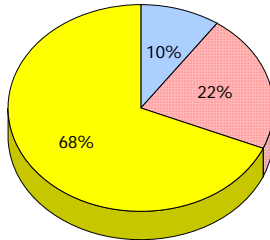
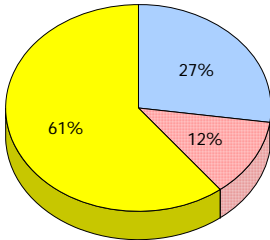
**2012**  
Apr 30,  
2012 (22)



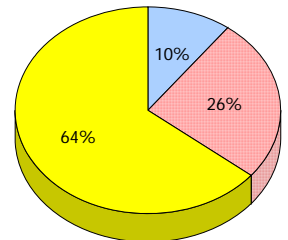
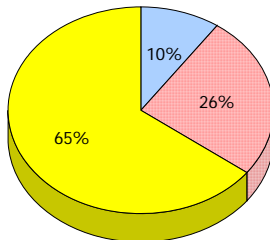
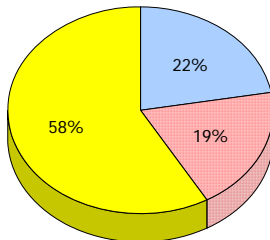
**2011**  
AGR (18)



**2010**  
AGR (33)



**2009**  
AGR (36)



Unknown
  Exemption
  Not Yet Meeting (1 or 2)
  Meeting or Exceeding (3,4,5)

\* In some cases, CRT numbers may exceed AGR numbers based on late enrolments. Pie chart is based on the number of students who wrote the CRT.

\* French Immersion students not included

\* Reading score is composite of Non-Fiction and Poet.

Mushuau Innu Natuashish School and Sheshatshiu Innu School are excluded from district and provincial results.

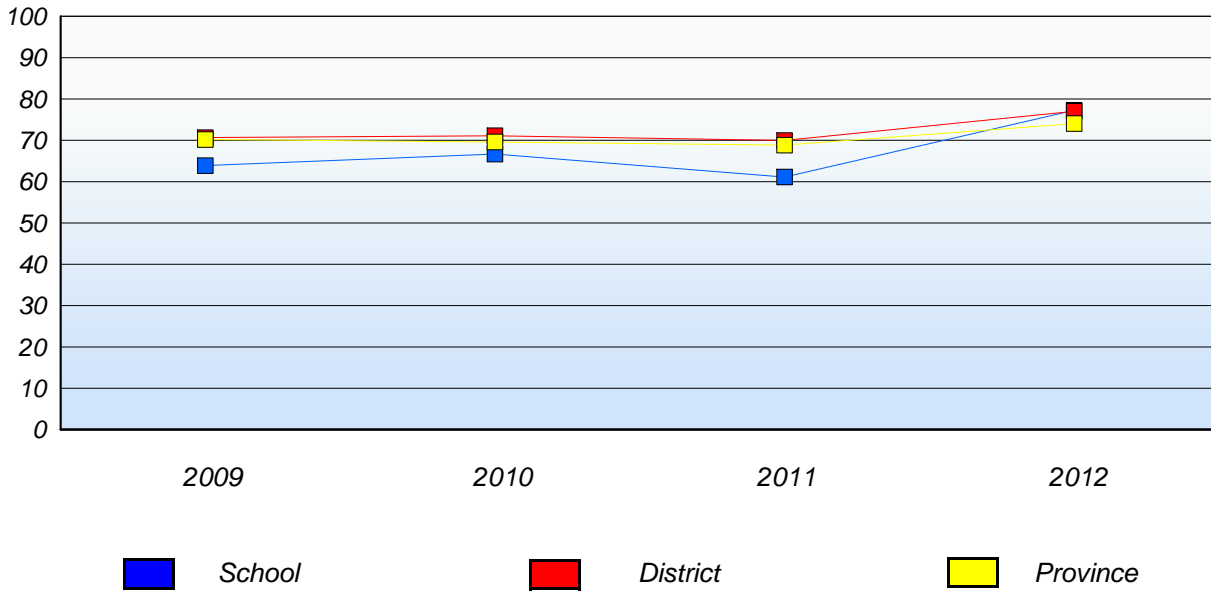
Source: Division of Evaluation and Research, Department of Education.



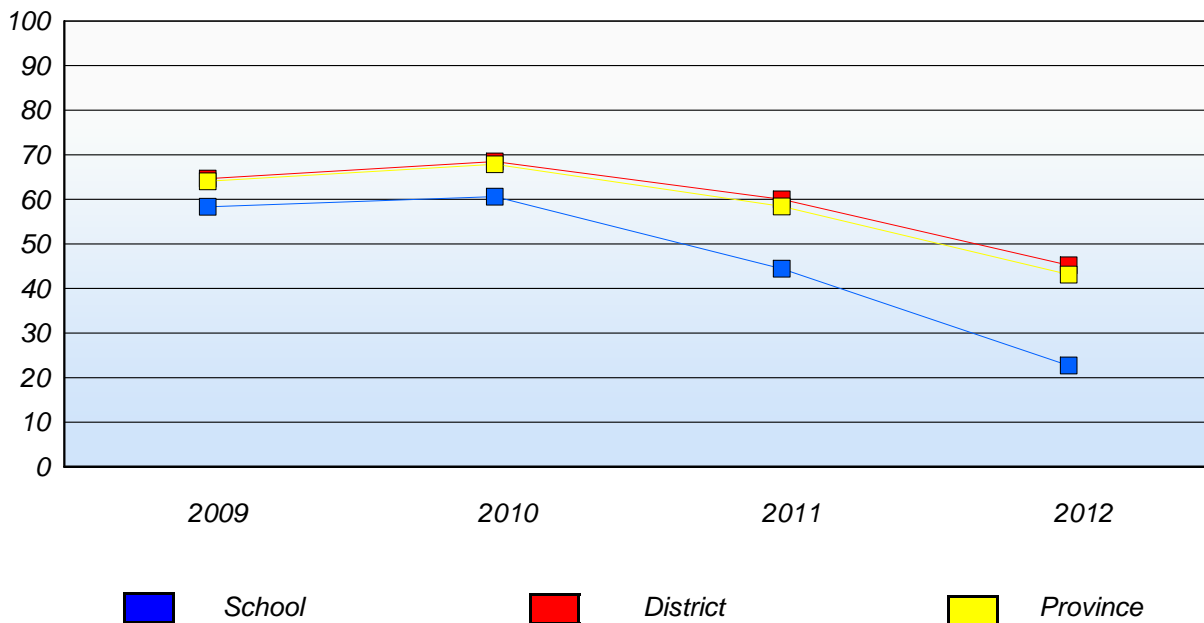
**District 4 - Eastern**

School #: 349 St. Andrew's Elementary

**Demand Writing**  
 Percentage of students at level 3 or above (2009 - 2012)



**Reading**  
 Percentage of students at level 3 or above (2009 - 2012)



\* In some cases, CRT numbers may exceed AGR numbers based on late enrolments. Pie chart is based on the number of students who wrote the CRT.

\* French Immersion students not included

\* Reading score is composite of Non-Fiction and Poet.

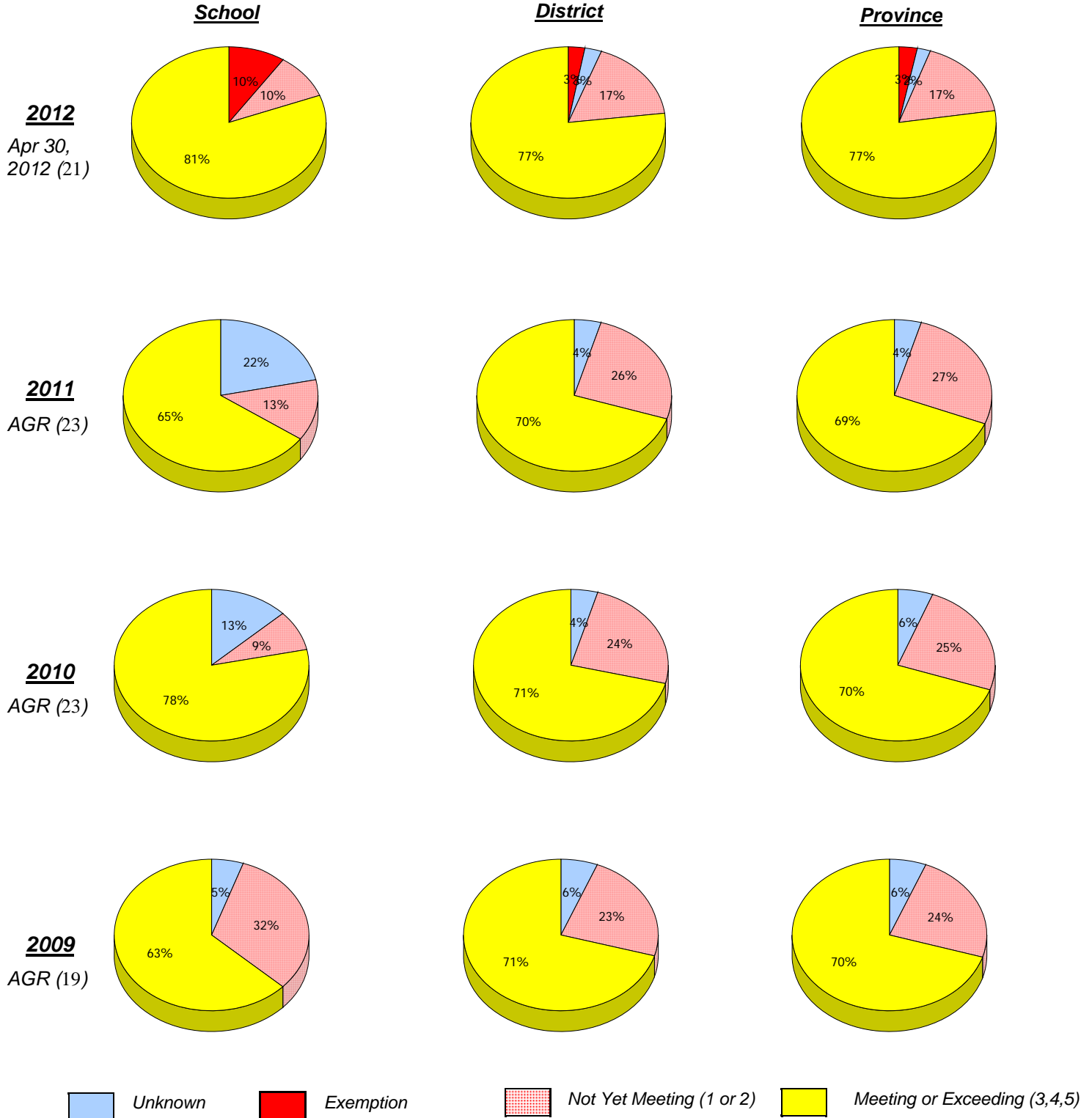
Mushuau Innu Natuashish School and Sheshatshiu Innu School are excluded from district and provincial results.

Source: Division of Evaluation and Research, Department of Education.

District 4 - Eastern

School #: 350 St. John Bosco School

**Demand Writing**



\* In some cases, CRT numbers may exceed AGR numbers based on late enrolments. Pie chart is based on the number of students who wrote the CRT.

\* French Immersion students not included

\* Reading score is composite of Non-Fiction and Poet.

Mushuau Innu Natuashish School and Sheshatshiu Innu School are excluded from district and provincial results.

**Primary English Language Arts  
4 Year Provincial Assessment, June 2012  
School Report Rubrics  
(average scores)**

**District 4 - Eastern**

School #: 350 St. John Bosco School

**Reading**

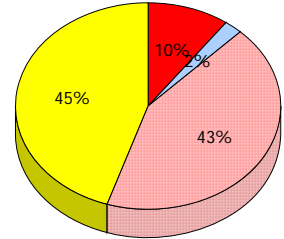
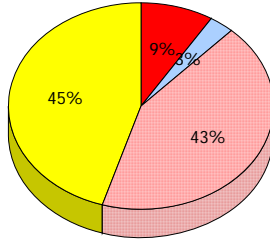
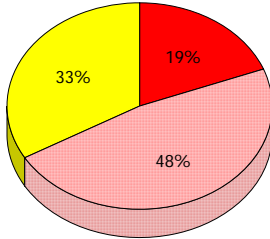
**School**

**District**

**Province**

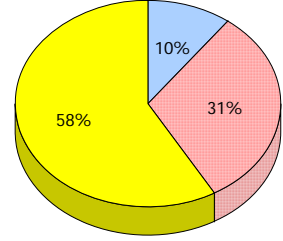
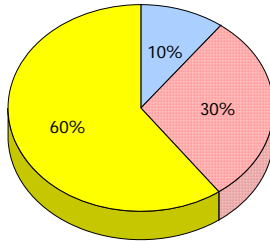
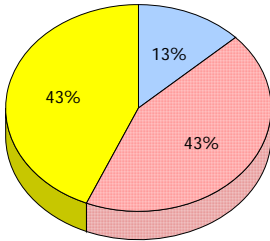
**2012**

Apr 30,  
2012 (21)



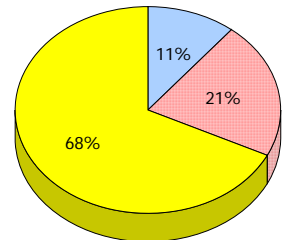
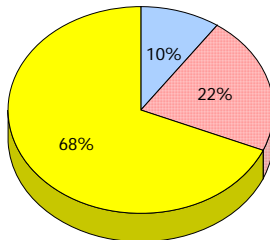
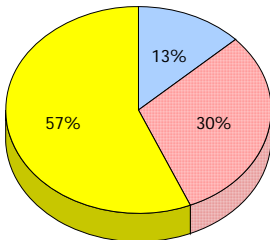
**2011**

AGR (23)



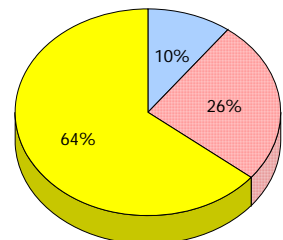
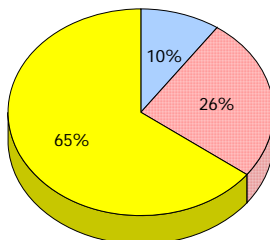
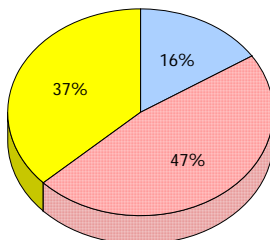
**2010**

AGR (23)



**2009**

AGR (19)



Unknown
  Exemption
  Not Yet Meeting (1 or 2)
  Meeting or Exceeding (3,4,5)

\* In some cases, CRT numbers may exceed AGR numbers based on late enrolments. Pie chart is based on the number of students who wrote the CRT.

\* French Immersion students not included

\* Reading score is composite of Non-Fiction and Poet.

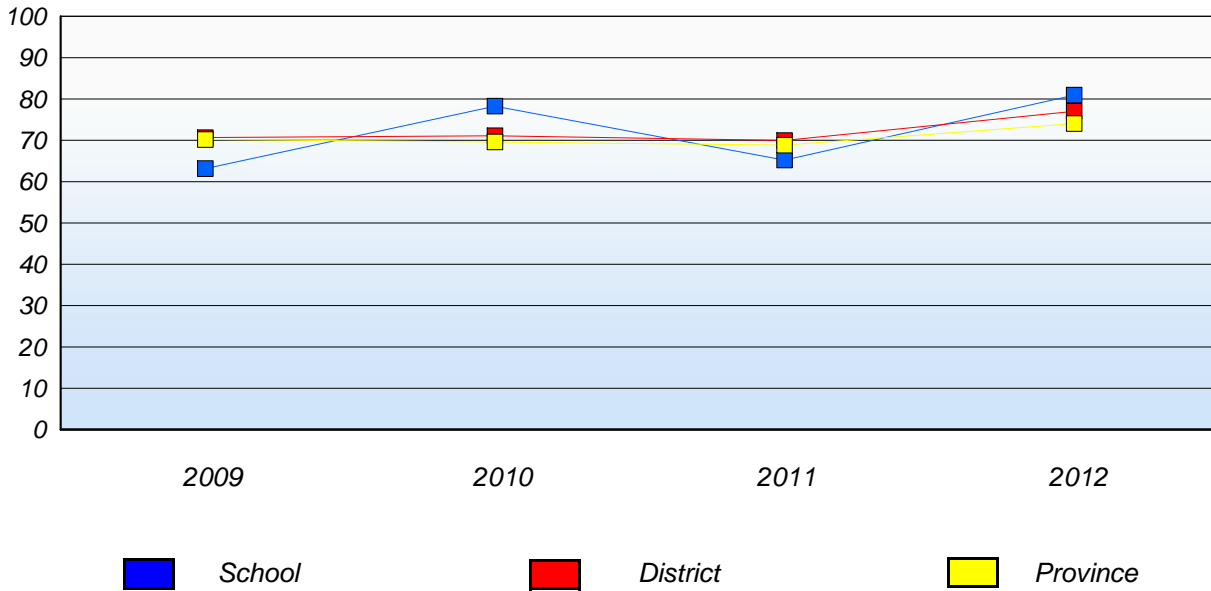
Mushuau Innu Natuashish School and Sheshatshiu Innu School are excluded from district and provincial results.

Source: Division of Evaluation and Research, Department of Education.

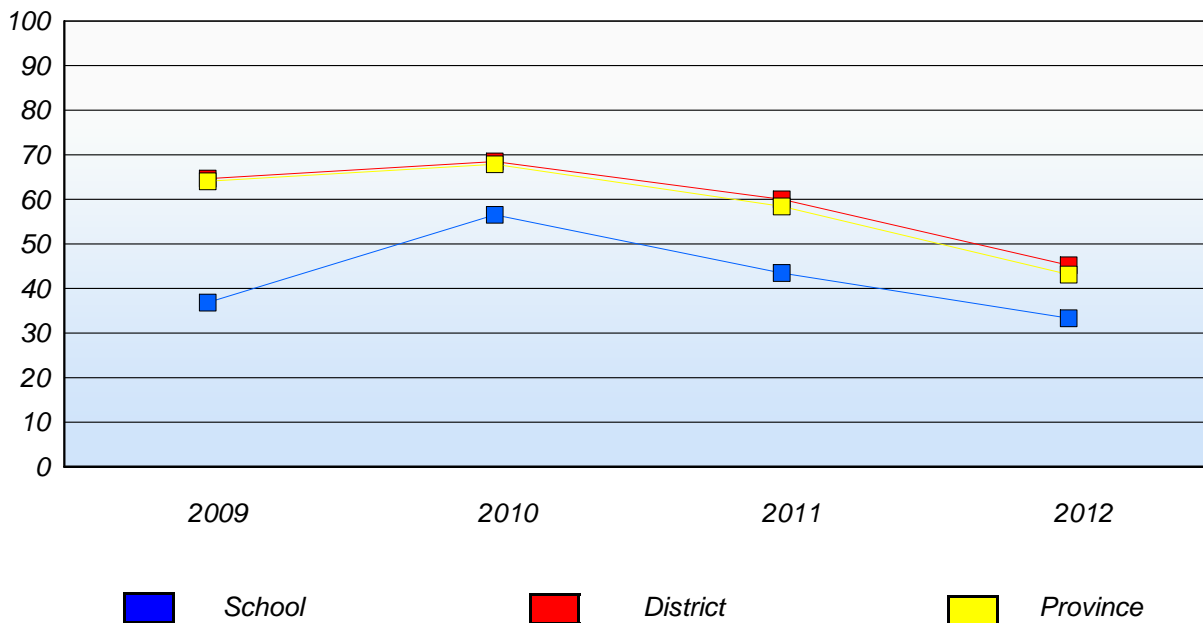
**District 4 - Eastern**

School #: 350 St. John Bosco School

**Demand Writing**  
 Percentage of students at level 3 or above (2009 - 2012)



**Reading**  
 Percentage of students at level 3 or above (2009 - 2012)



\* In some cases, CRT numbers may exceed AGR numbers based on late enrolments. Pie chart is based on the number of students who wrote the CRT.

\* French Immersion students not included

\* Reading score is composite of Non-Fiction and Poet.

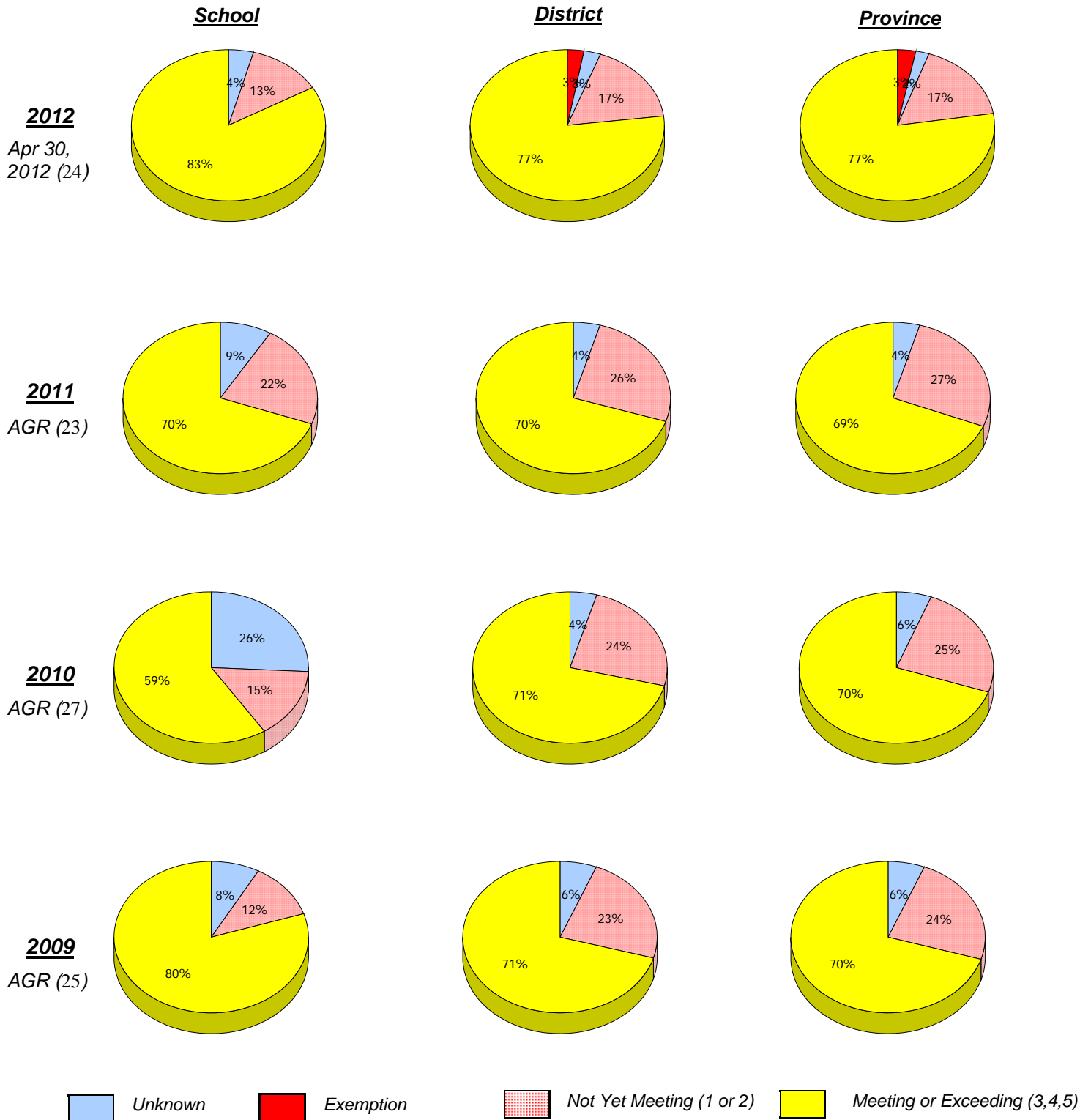
Mushuau Innu Natuashish School and Sheshatshiu Innu School are excluded from district and provincial results.

Source: Division of Evaluation and Research, Department of Education.

District 4 - Eastern

School #: 355 St. Mary's Elementary

**Demand Writing**



\* In some cases, CRT numbers may exceed AGR numbers based on late enrolments. Pie chart is based on the number of students who wrote the CRT.

\* French Immersion students not included

\* Reading score is composite of Non-Fiction and Poet.

Mushuau Innu Natuashish School and Sheshatshiu Innu School are excluded from district and provincial results.

District 4 - Eastern

School #: 355 St. Mary's Elementary

**Reading**

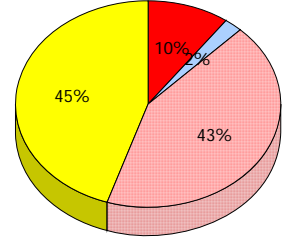
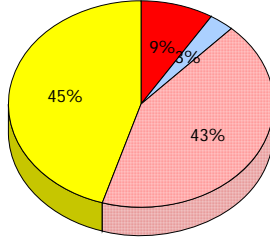
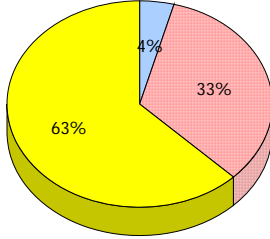
**School**

**District**

**Province**

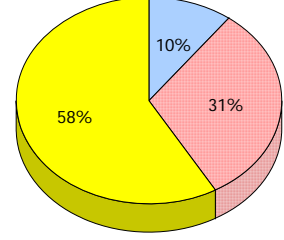
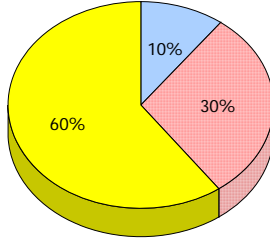
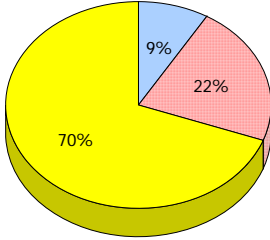
**2012**

Apr 30,  
2012 (24)



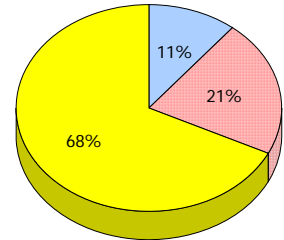
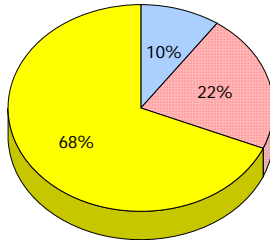
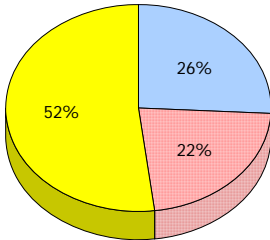
**2011**

AGR (23)



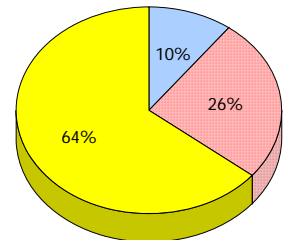
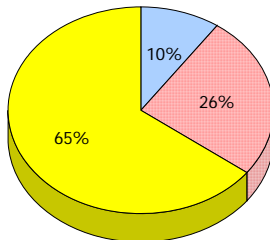
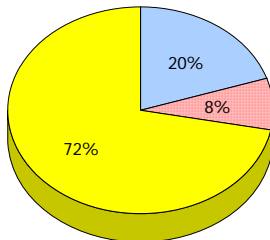
**2010**

AGR (27)



**2009**

AGR (25)



Unknown
  Exemption
  Not Yet Meeting (1 or 2)
  Meeting or Exceeding (3,4,5)

\* In some cases, CRT numbers may exceed AGR numbers based on late enrolments. Pie chart is based on the number of students who wrote the CRT.

\* French Immersion students not included

\* Reading score is composite of Non-Fiction and Poet.

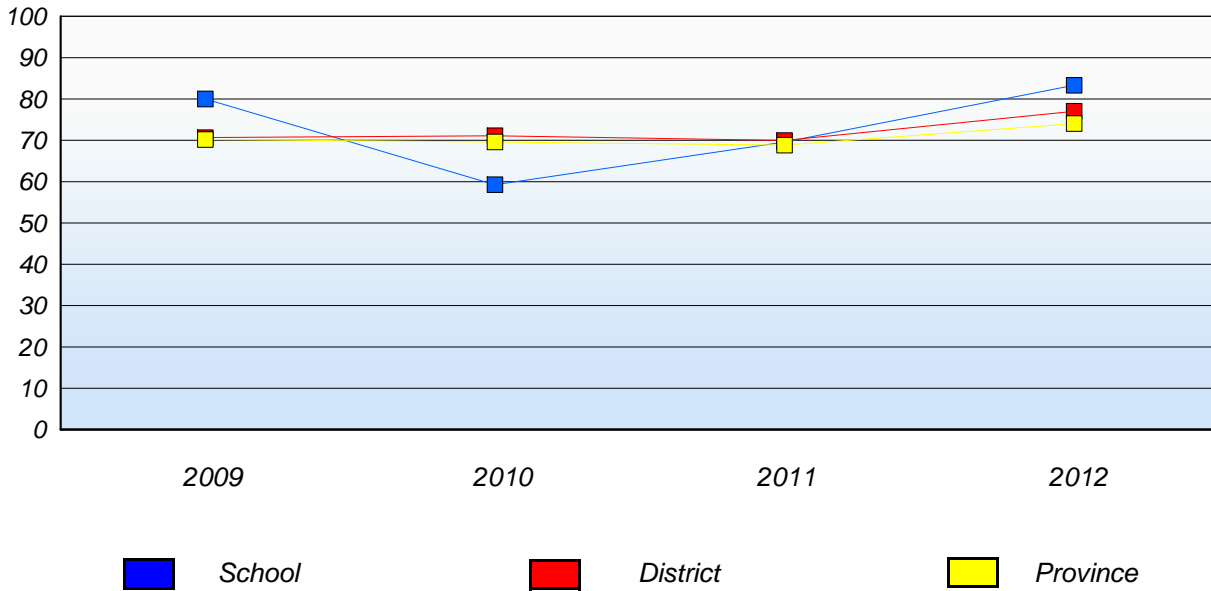
Mushuau Innu Natuashish School and Sheshatshiu Innu School are excluded from district and provincial results.

Source: Division of Evaluation and Research, Department of Education.

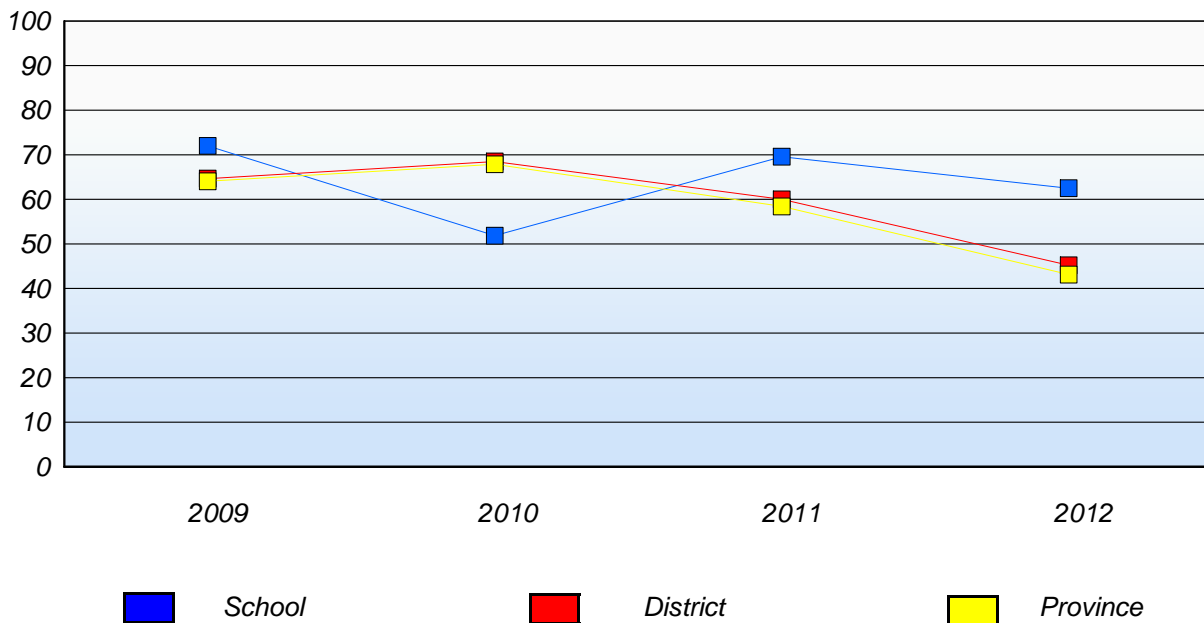
**District 4 - Eastern**

School #: 355 St. Mary's Elementary

**Demand Writing**  
Percentage of students at level 3 or above (2009 - 2012)



**Reading**  
Percentage of students at level 3 or above (2009 - 2012)



\* In some cases, CRT numbers may exceed AGR numbers based on late enrolments. Pie chart is based on the number of students who wrote the CRT.

\* French Immersion students not included

\* Reading score is composite of Non-Fiction and Poet.

Mushuau Innu Natuashish School and Sheshatshiu Innu School are excluded from district and provincial results.

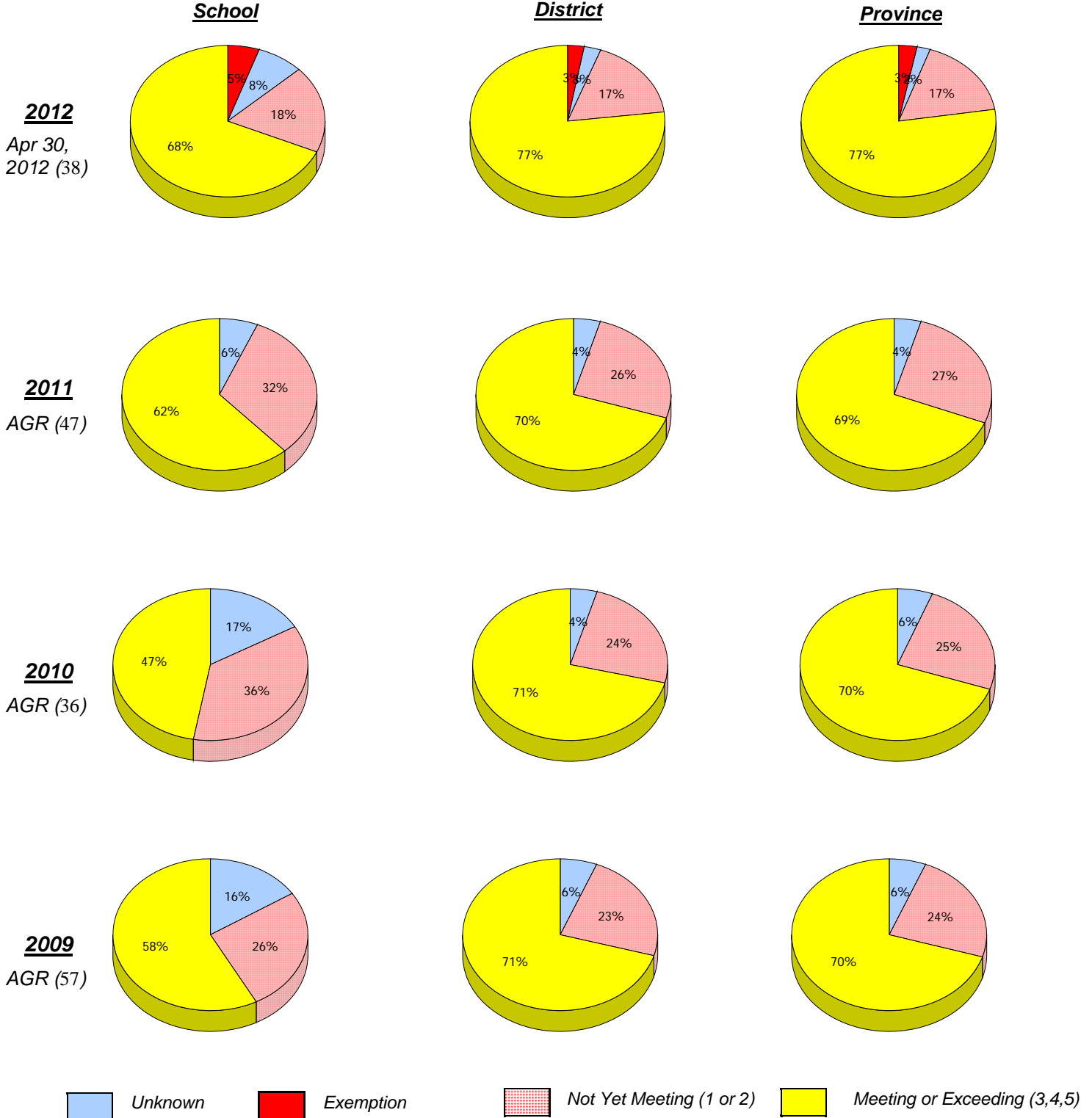
Source: Division of Evaluation and Research, Department of Education.

**Primary English Language Arts  
4 Year Provincial Assessment, June 2012  
School Report Rubrics  
(average scores)**

**District 4 - Eastern**

School #: 356 St. Matthews Elementary

***Demand Writing***



\* In some cases, CRT numbers may exceed AGR numbers based on late enrolments. Pie chart is based on the number of students who wrote the CRT.

\* French Immersion students not included

\* Reading score is composite of Non-Fiction and Poet.

Mushuau Innu Natuashish School and Sheshatshiu Innu School are excluded from district and provincial results.

Source: Division of Evaluation and Research, Department of Education.



**District 4 - Eastern**

School #: 356 St. Matthews Elementary

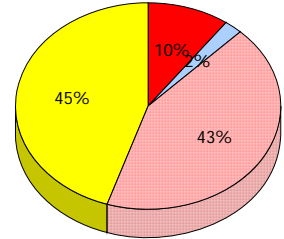
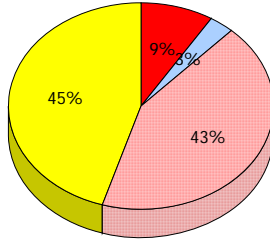
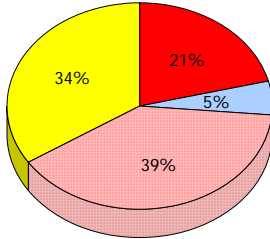
**Reading**

**School**

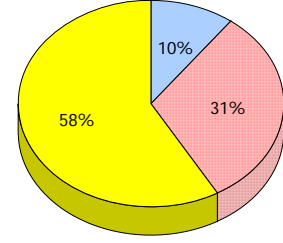
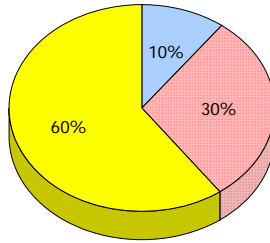
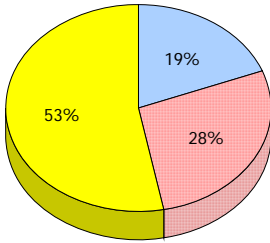
**District**

**Province**

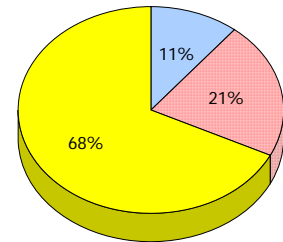
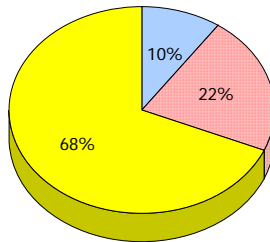
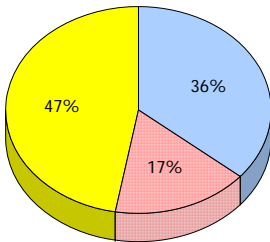
**2012**  
Apr 30,  
2012 (38)



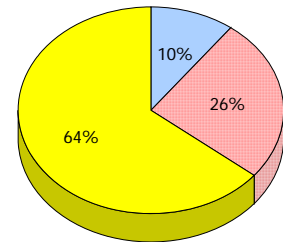
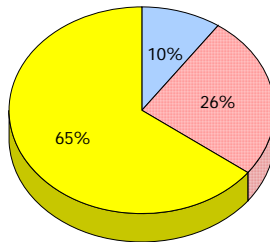
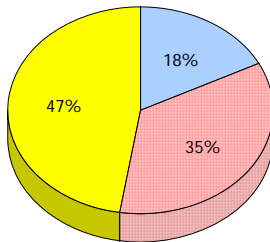
**2011**  
AGR (47)



**2010**  
AGR (36)



**2009**  
AGR (57)



*Unknown*     
  *Exemption*     
  *Not Yet Meeting (1 or 2)*     
  *Meeting or Exceeding (3,4,5)*

\* In some cases, CRT numbers may exceed AGR numbers based on late enrolments. Pie chart is based on the number of students who wrote the CRT.

\* French Immersion students not included

\* Reading score is composite of Non-Fiction and Poet.

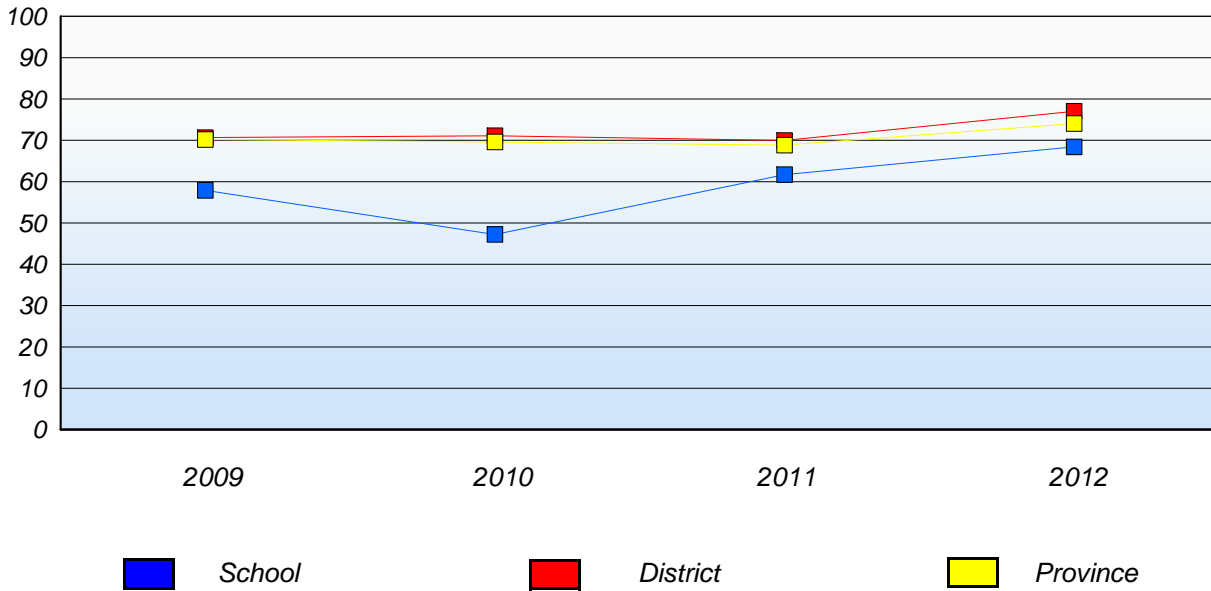
Mushuau Innu Natuashish School and Sheshatshiu Innu School are excluded from district and provincial results.

Source: Division of Evaluation and Research, Department of Education.

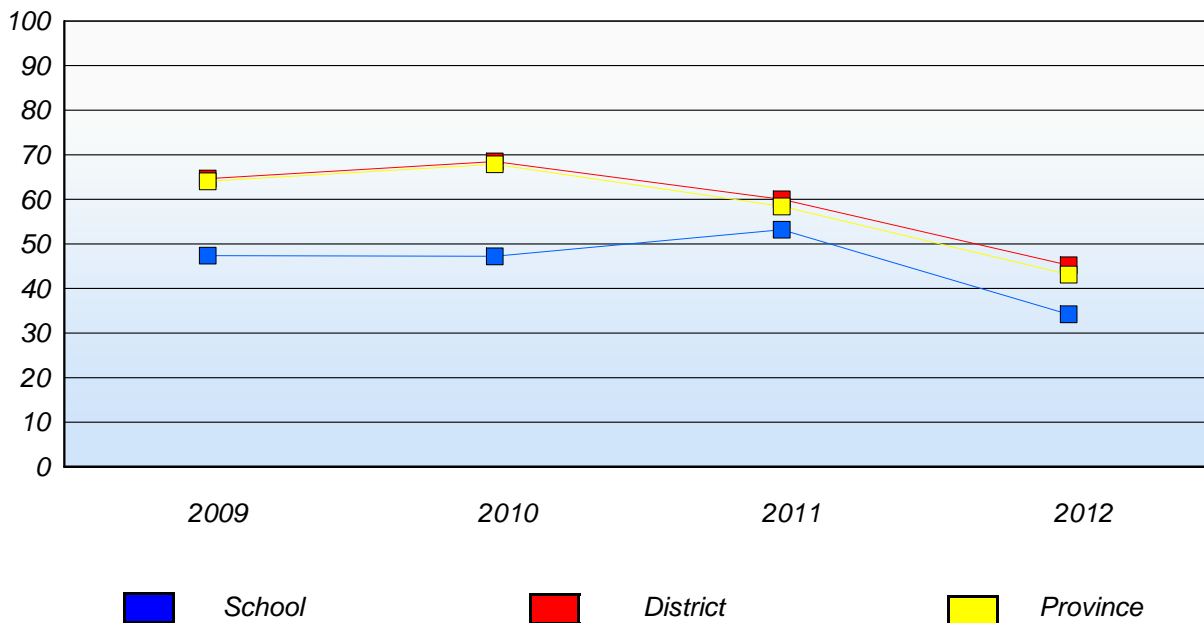
**District 4 - Eastern**

School #: 356 St. Matthews Elementary

**Demand Writing**  
Percentage of students at level 3 or above (2009 - 2012)



**Reading**  
Percentage of students at level 3 or above (2009 - 2012)



\* In some cases, CRT numbers may exceed AGR numbers based on late enrolments. Pie chart is based on the number of students who wrote the CRT.

\* French Immersion students not included

\* Reading score is composite of Non-Fiction and Poet.

Mushuau Innu Natuashish School and Sheshatshiu Innu School are excluded from district and provincial results.

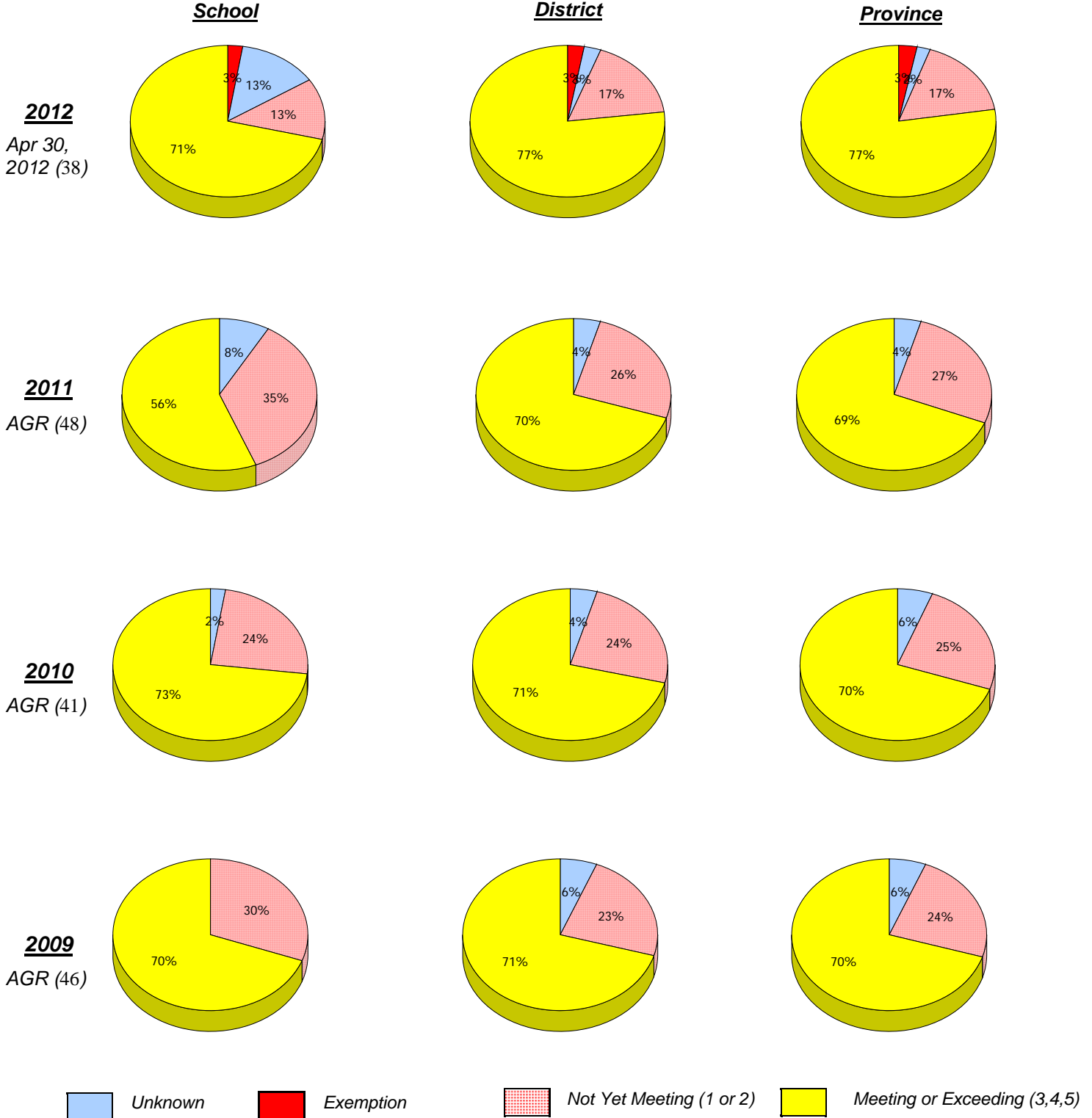
Source: Division of Evaluation and Research, Department of Education.

**Primary English Language Arts  
4 Year Provincial Assessment, June 2012  
School Report Rubrics  
(average scores)**

**District 4 - Eastern**

School #: 360 Rennie's River Elementary School

***Demand Writing***



**District 4 - Eastern**

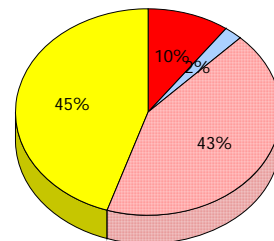
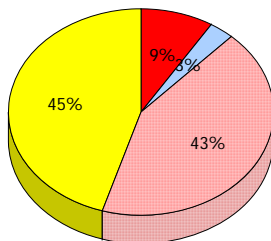
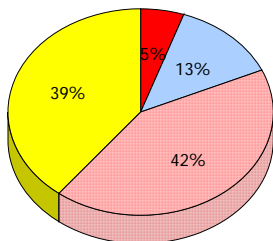
School #: 360 Rennie's River Elementary School

**Reading**  
**District**

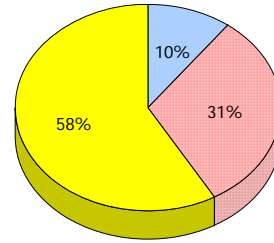
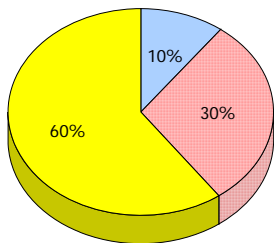
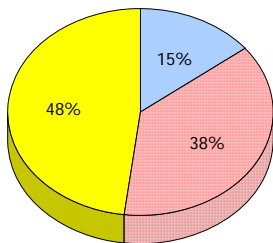
**School**

**Province**

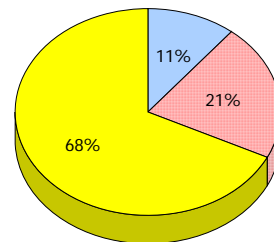
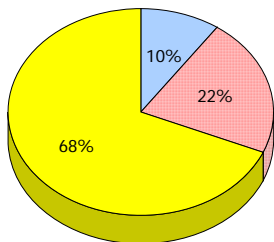
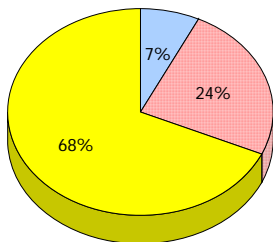
**2012**  
Apr 30,  
2012 (38)



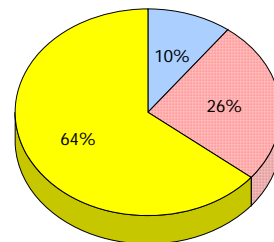
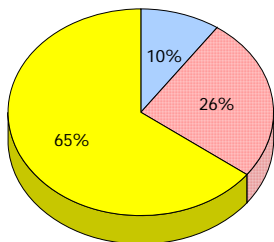
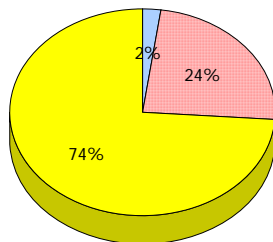
**2011**  
AGR (48)



**2010**  
AGR (41)



**2009**  
AGR (46)

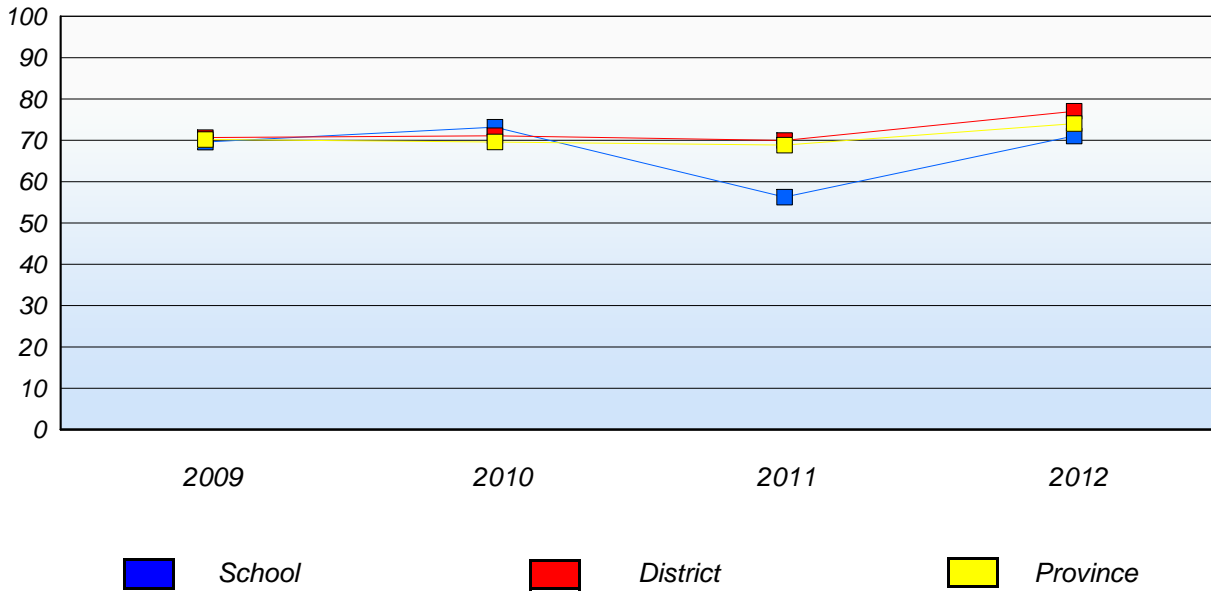


Unknown
  Exemption
  Not Yet Meeting (1 or 2)
  Meeting or Exceeding (3,4,5)

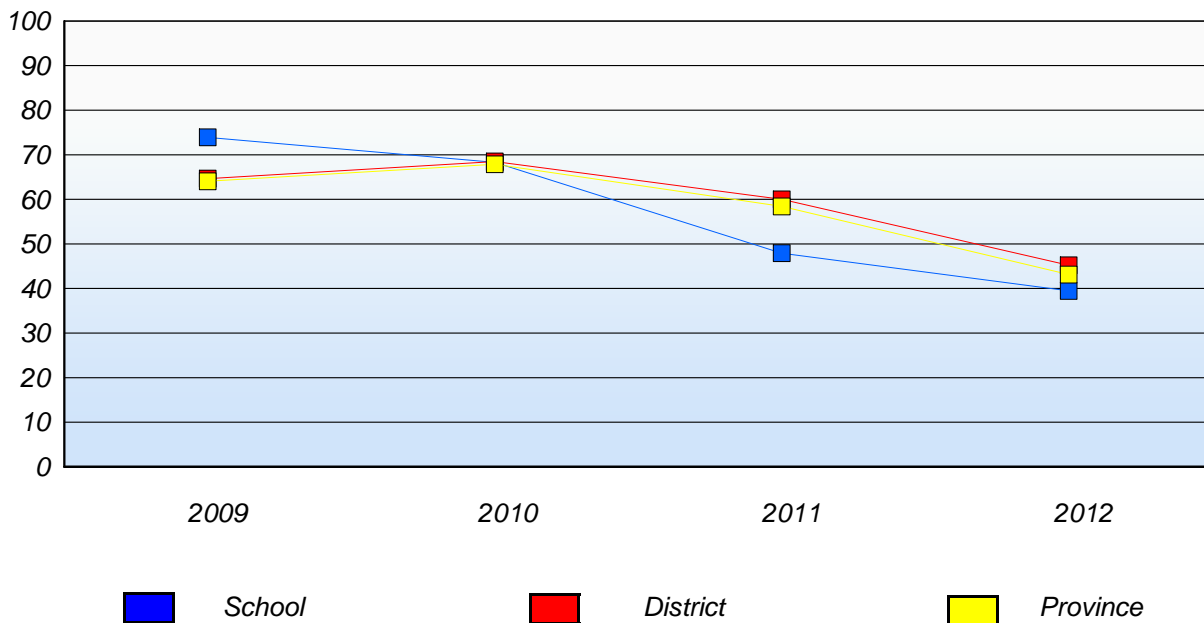
**District 4 - Eastern**

School #: 360 Rennie's River Elementary School

**Demand Writing**  
Percentage of students at level 3 or above (2009 - 2012)



**Reading**  
Percentage of students at level 3 or above (2009 - 2012)



\* In some cases, CRT numbers may exceed AGR numbers based on late enrolments. Pie chart is based on the number of students who wrote the CRT.

\* French Immersion students not included

\* Reading score is composite of Non-Fiction and Poet.

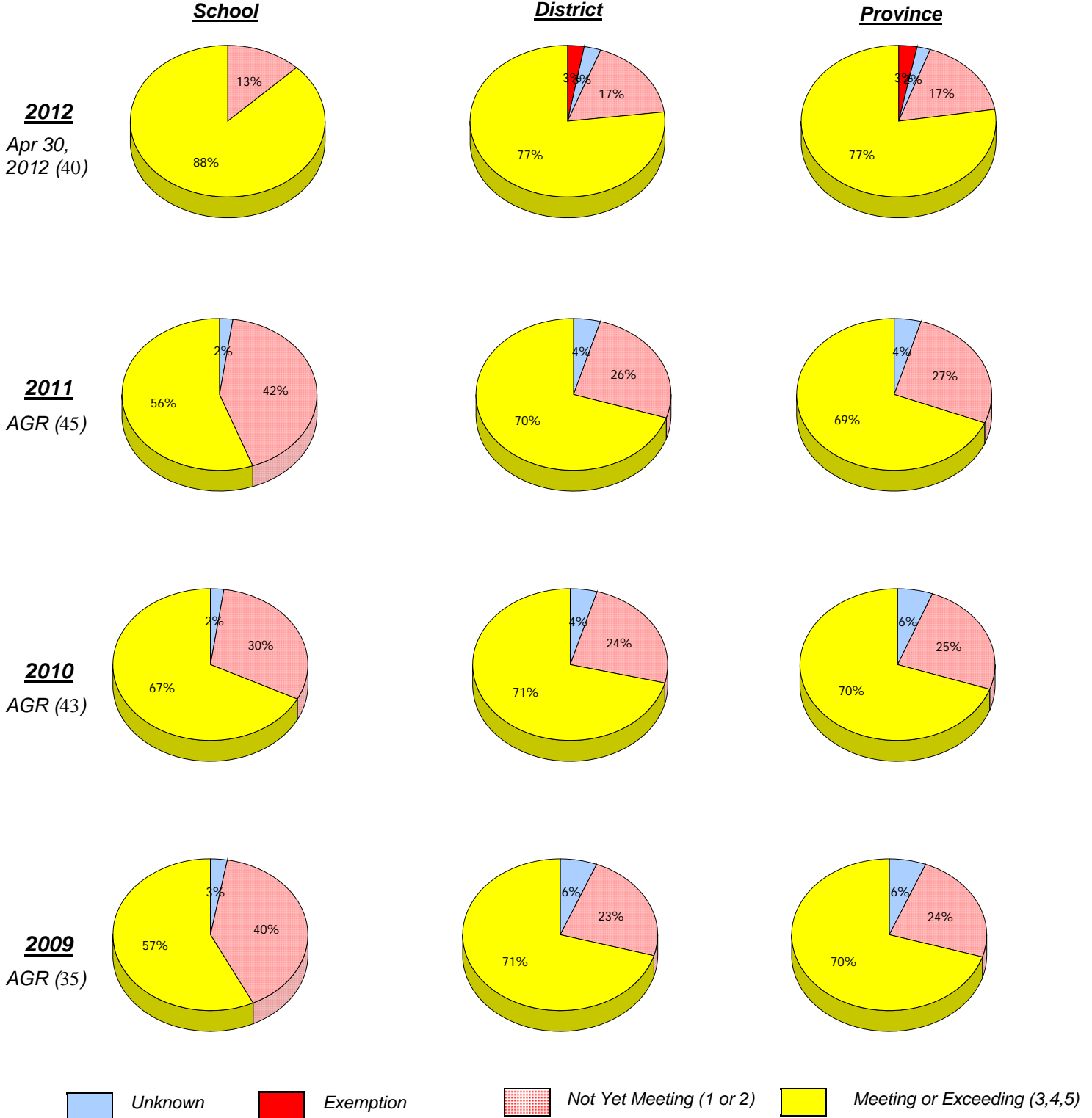
Mushuau Innu Natuashish School and Sheshatshiu Innu School are excluded from district and provincial results.

Source: Division of Evaluation and Research, Department of Education.

**District 4 - Eastern**

School #: 362 St. Teresa's School/Ecole Ste-Thérèse

***Demand Writing***



**District 4 - Eastern**

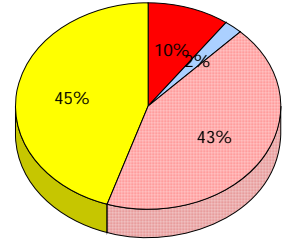
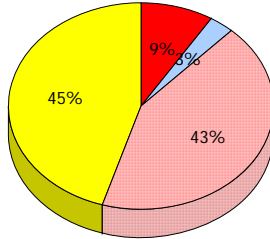
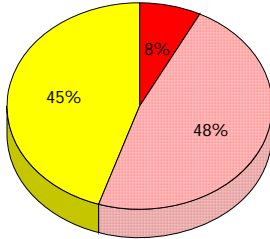
School #: 362 St. Teresa's School/Ecole Ste-Thérèse

**Reading  
District**

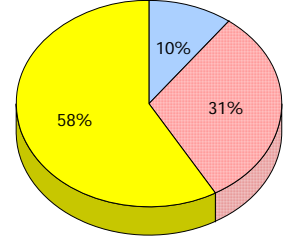
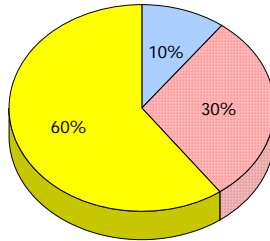
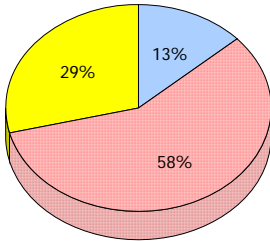
**School**

**Province**

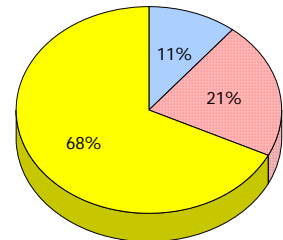
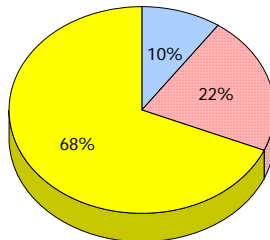
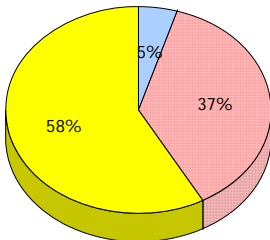
**2012**  
Apr 30,  
2012 (40)



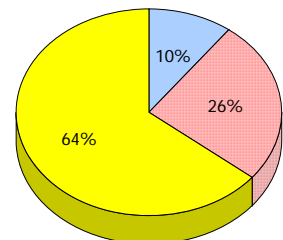
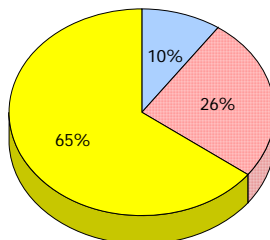
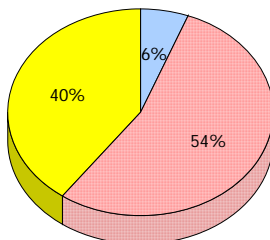
**2011**  
AGR (45)



**2010**  
AGR (43)



**2009**  
AGR (35)



Unknown
  Exemption
  Not Yet Meeting (1 or 2)
  Meeting or Exceeding (3,4,5)

\* In some cases, CRT numbers may exceed AGR numbers based on late enrolments. Pie chart is based on the number of students who wrote the CRT.

\* French Immersion students not included

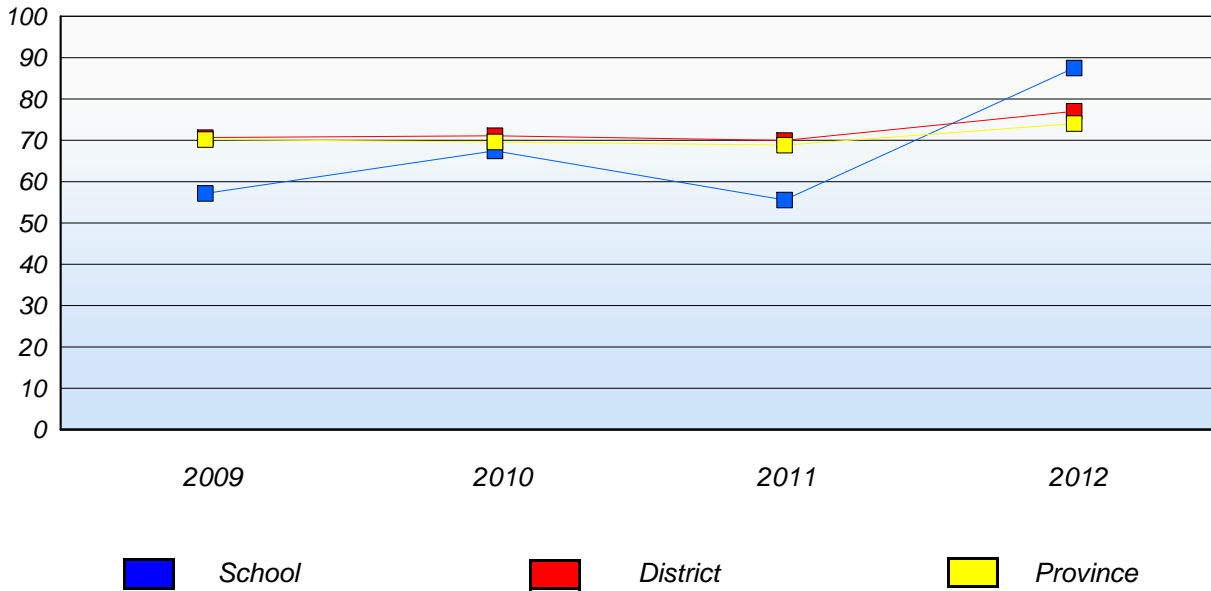
\* Reading score is composite of Non-Fiction and Poet.

Mushuau Innu Natuashish School and Sheshatshiu Innu School are excluded from district and provincial results.

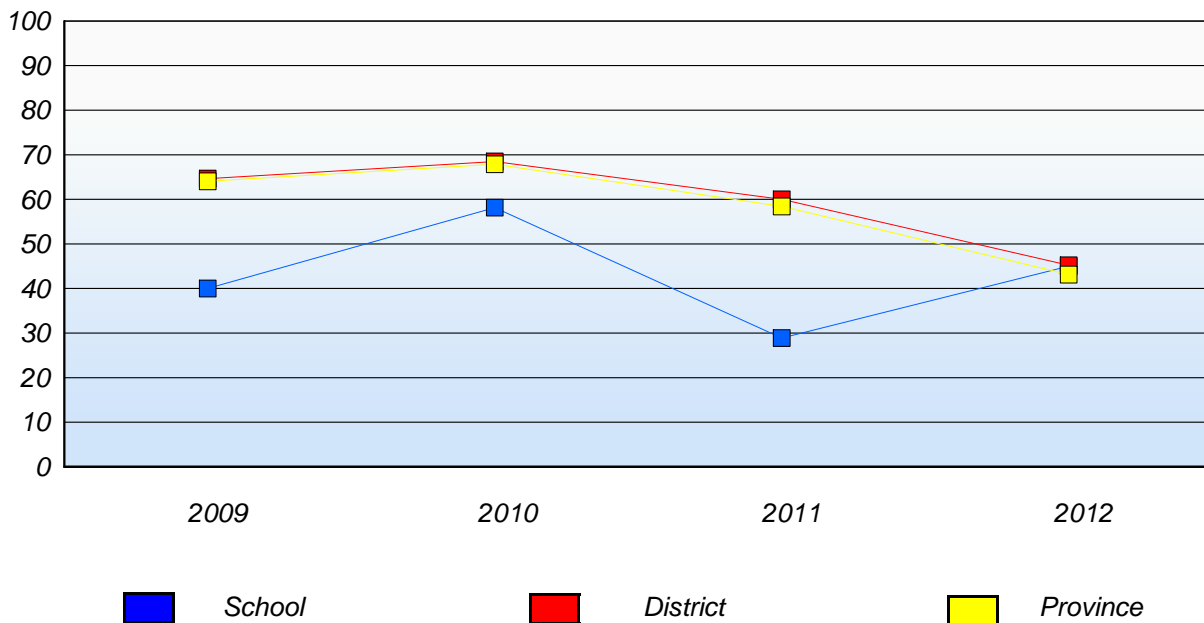
**District 4 - Eastern**

School #: 362 St. Teresa's School/Ecole Ste-Thérèse

**Demand Writing**  
Percentage of students at level 3 or above (2009 - 2012)



**Reading**  
Percentage of students at level 3 or above (2009 - 2012)



\* In some cases, CRT numbers may exceed AGR numbers based on late enrolments. Pie chart is based on the number of students who wrote the CRT.

\* French Immersion students not included

\* Reading score is composite of Non-Fiction and Poet.

Mushuau Innu Natuashish School and Sheshatshiu Innu School are excluded from district and provincial results.

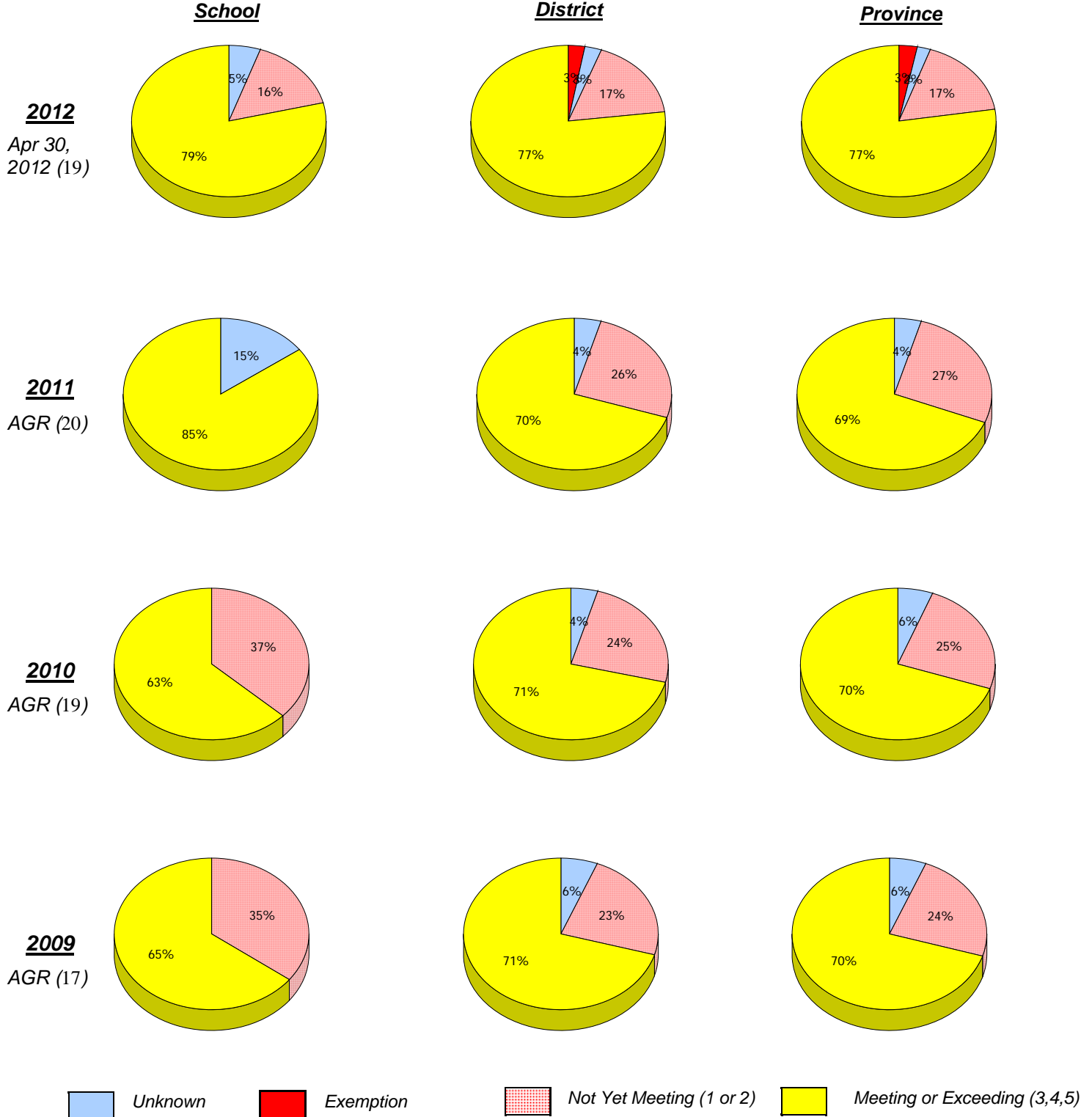
Source: Division of Evaluation and Research, Department of Education.



**District 4 - Eastern**

School #: 363 Vanier Elementary

***Demand Writing***



\* In some cases, CRT numbers may exceed AGR numbers based on late enrolments. Pie chart is based on the number of students who wrote the CRT.

\* French Immersion students not included

\* Reading score is composite of Non-Fiction and Poet.

Mushuau Innu Natuashish School and Sheshatshiu Innu School are excluded from district and provincial results.

Source: Division of Evaluation and Research, Department of Education.

**District 4 - Eastern**

School #: 363 Vanier Elementary

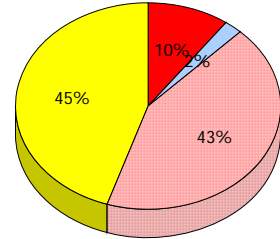
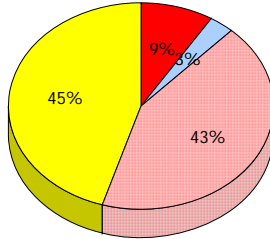
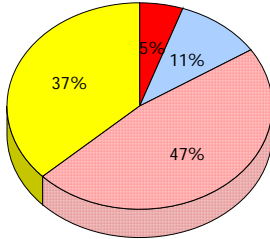
**Reading**

**School**

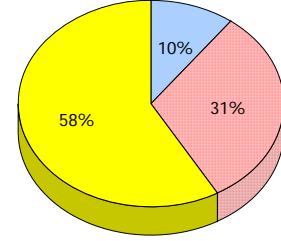
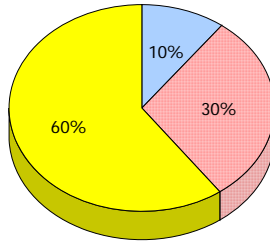
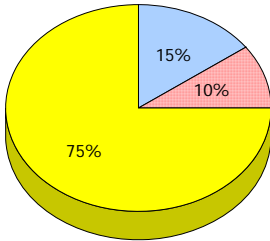
**District**

**Province**

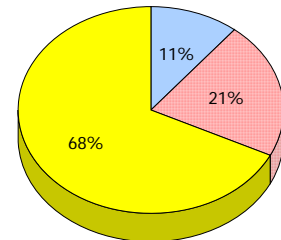
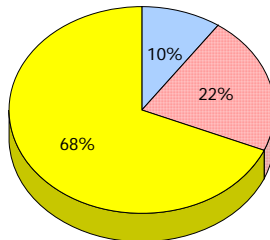
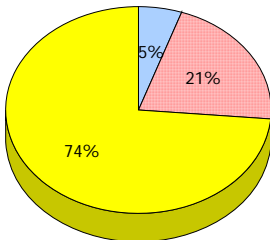
**2012**  
Apr 30,  
2012 (19)



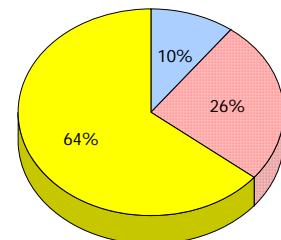
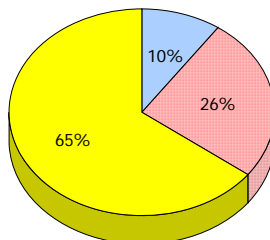
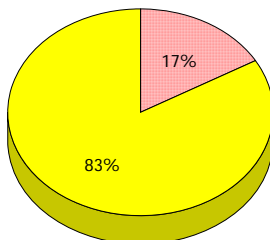
**2011**  
AGR (20)



**2010**  
AGR (19)



**2009**  
AGR (17)



Unknown
  Exemption
  Not Yet Meeting (1 or 2)
  Meeting or Exceeding (3,4,5)

\* In some cases, CRT numbers may exceed AGR numbers based on late enrolments. Pie chart is based on the number of students who wrote the CRT.

\* French Immersion students not included

\* Reading score is composite of Non-Fiction and Poet.

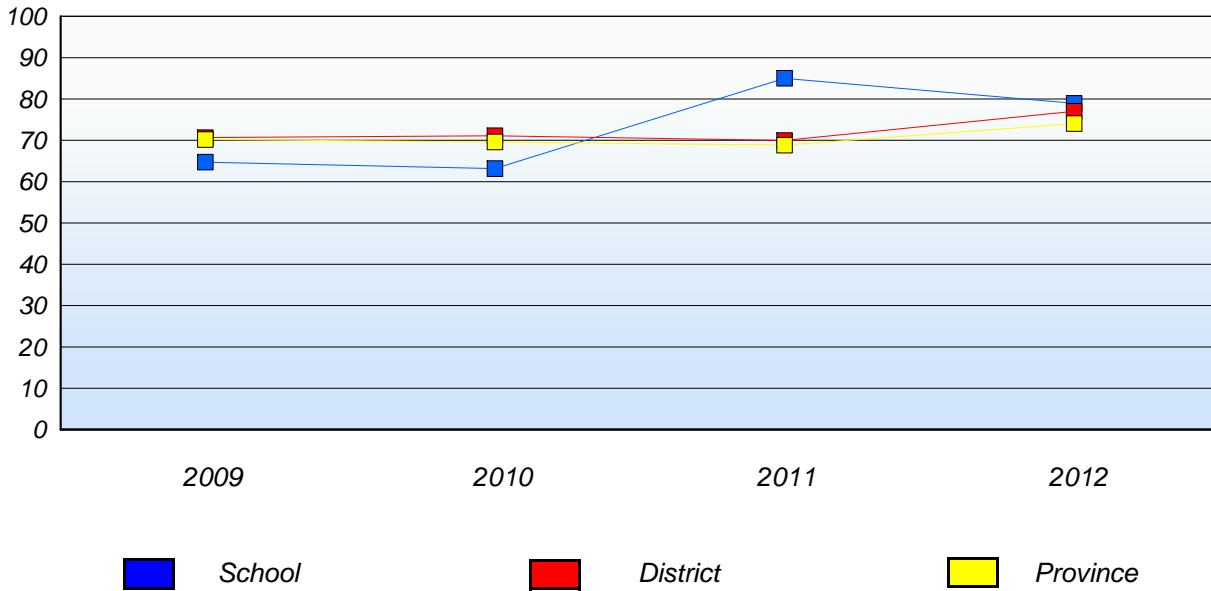
Mushuau Innu Natuashish School and Sheshatshiu Innu School are excluded from district and provincial results.

Source: Division of Evaluation and Research, Department of Education.

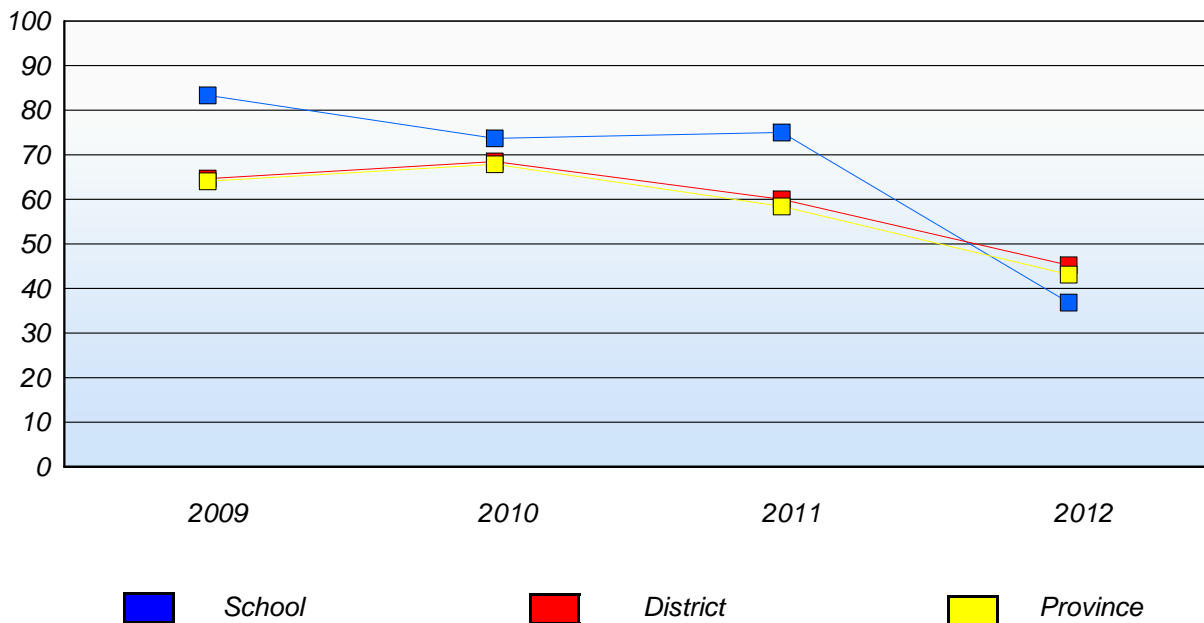
**District 4 - Eastern**

School #: 363 Vanier Elementary

**Demand Writing**  
Percentage of students at level 3 or above (2009 - 2012)



**Reading**  
Percentage of students at level 3 or above (2009 - 2012)



\* In some cases, CRT numbers may exceed AGR numbers based on late enrolments. Pie chart is based on the number of students who wrote the CRT.

\* French Immersion students not included

\* Reading score is composite of Non-Fiction and Poet.

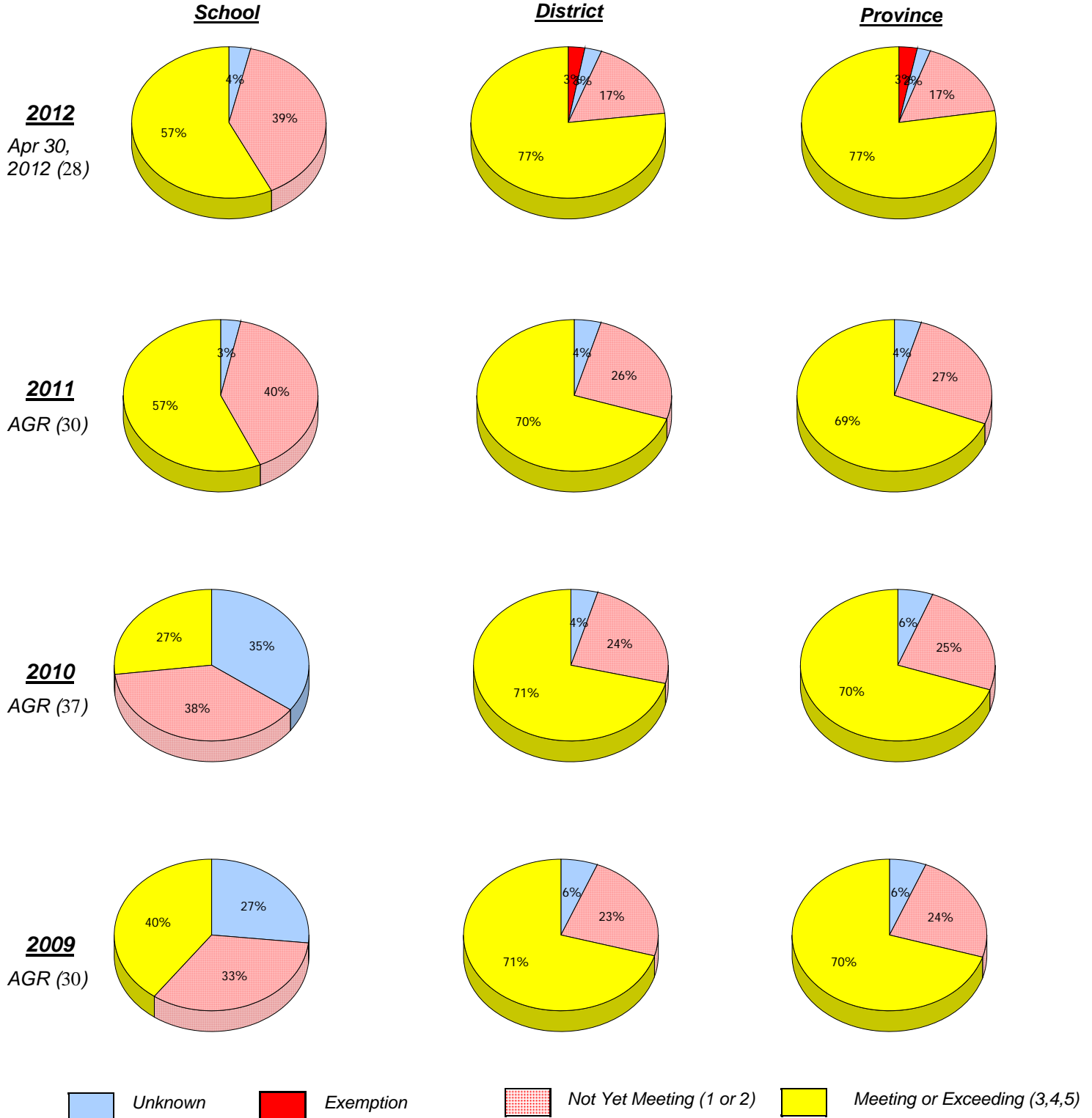
Mushuau Innu Natuashish School and Sheshatshiu Innu School are excluded from district and provincial results.

Source: Division of Evaluation and Research, Department of Education.

**District 4 - Eastern**

School #: 364 Virginia Park Elementary

**Demand Writing**



\* In some cases, CRT numbers may exceed AGR numbers based on late enrolments. Pie chart is based on the number of students who wrote the CRT.

\* French Immersion students not included

\* Reading score is composite of Non-Fiction and Poet.

Mushuau Innu Natuashish School and Sheshatshiu Innu School are excluded from district and provincial results.

Source: Division of Evaluation and Research, Department of Education.

**Primary English Language Arts  
4 Year Provincial Assessment, June 2012  
School Report Rubrics  
(average scores)**

**District 4 - Eastern**

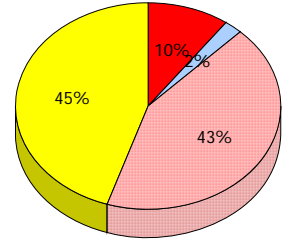
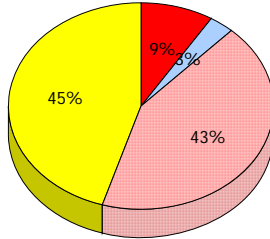
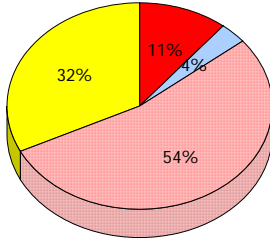
School #: 364 Virginia Park Elementary

**Reading**  
**District**

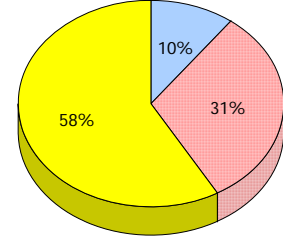
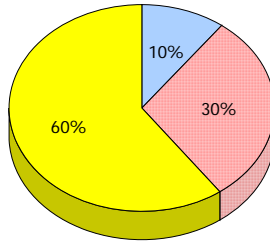
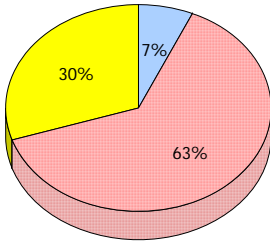
**School**

**Province**

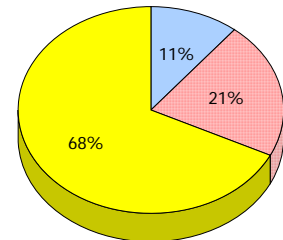
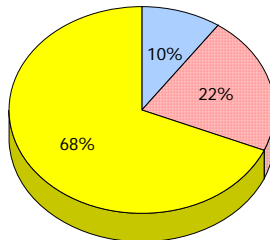
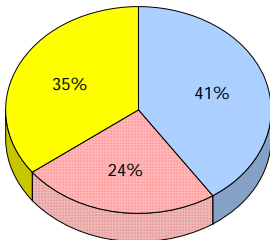
**2012**  
Apr 30,  
2012 (28)



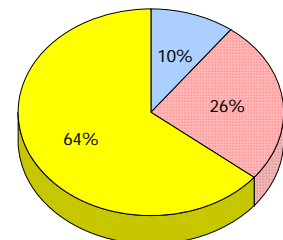
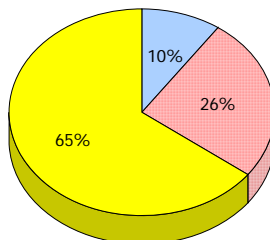
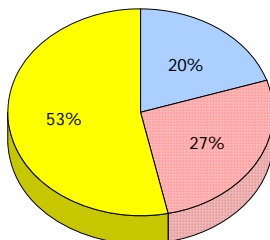
**2011**  
AGR (30)



**2010**  
AGR (37)



**2009**  
AGR (30)



*Unknown*     
  *Exemption*     
  *Not Yet Meeting (1 or 2)*     
  *Meeting or Exceeding (3,4,5)*

\* In some cases, CRT numbers may exceed AGR numbers based on late enrolments. Pie chart is based on the number of students who wrote the CRT.

\* French Immersion students not included

\* Reading score is composite of Non-Fiction and Poet.

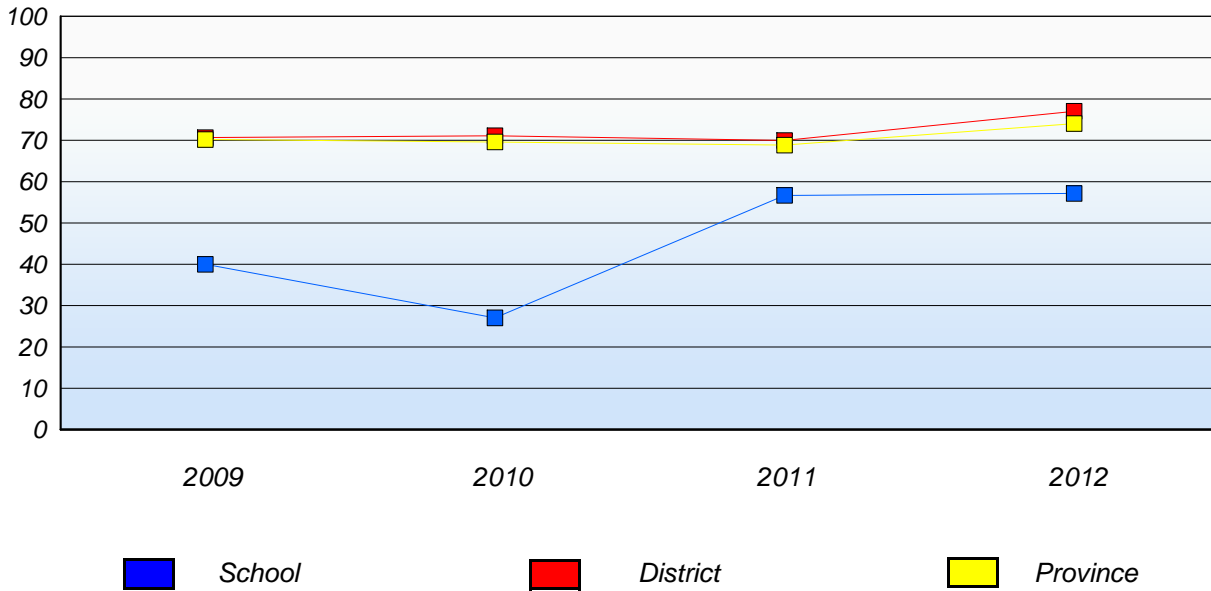
Mushuau Innu Natuashish School and Sheshatshiu Innu School are excluded from district and provincial results.

Source: Division of Evaluation and Research, Department of Education.

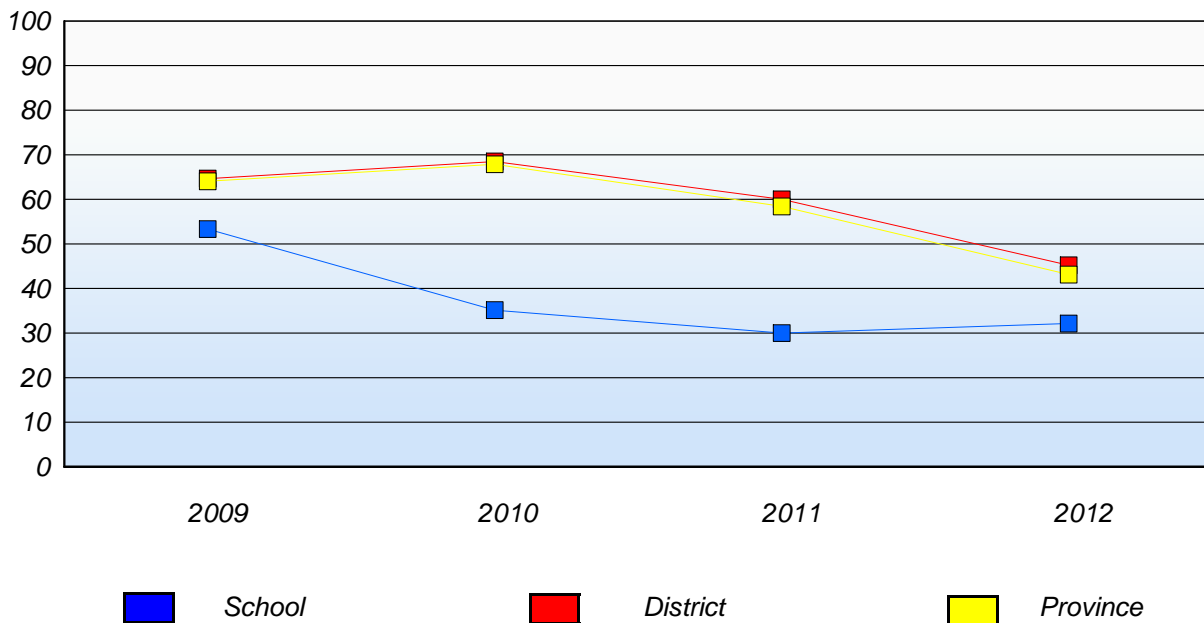
**District 4 - Eastern**

School #: 364 Virginia Park Elementary

**Demand Writing**  
Percentage of students at level 3 or above (2009 - 2012)



**Reading**  
Percentage of students at level 3 or above (2009 - 2012)



\* In some cases, CRT numbers may exceed AGR numbers based on late enrolments. Pie chart is based on the number of students who wrote the CRT.

\* French Immersion students not included

\* Reading score is composite of Non-Fiction and Poet.

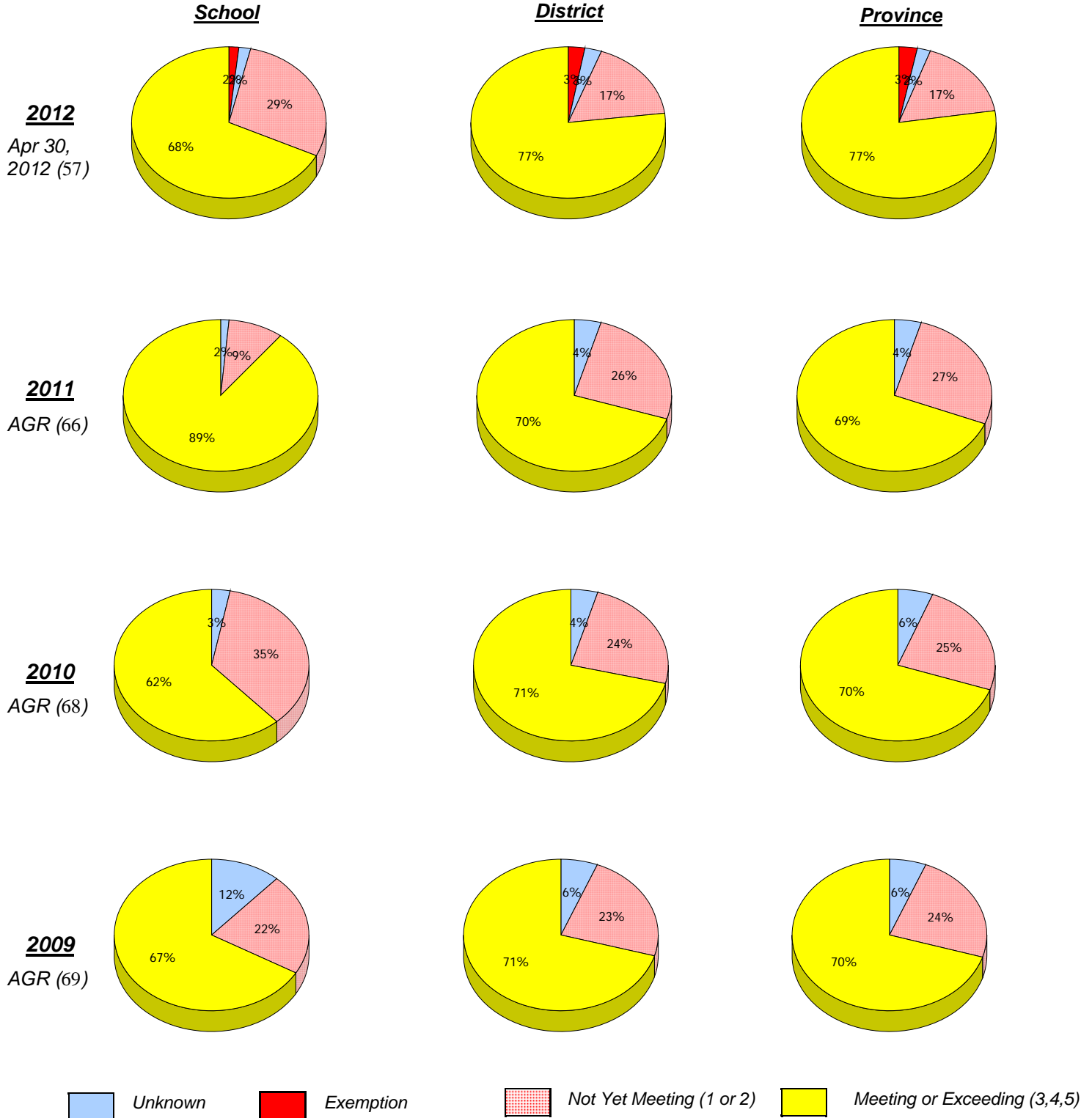
Mushuau Innu Natuashish School and Sheshatshiu Innu School are excluded from district and provincial results.

Source: Division of Evaluation and Research, Department of Education.

**District 4 - Eastern**

School #: 366 Topsail Elementary

***Demand Writing***



\* In some cases, CRT numbers may exceed AGR numbers based on late enrolments. Pie chart is based on the number of students who wrote the CRT.

\* French Immersion students not included

\* Reading score is composite of Non-Fiction and Poet.

Mushuau Innu Natuashish School and Sheshatshiu Innu School are excluded from district and provincial results.

Source: Division of Evaluation and Research, Department of Education.

**District 4 - Eastern**

School #: 366    Topsail Elementary

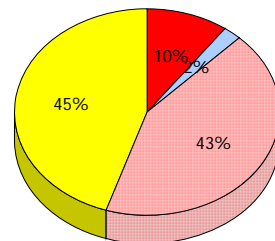
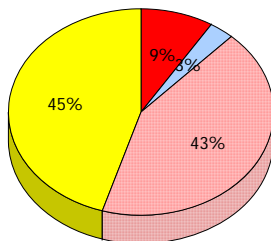
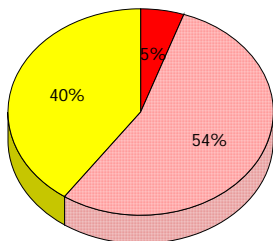
**Reading**

**School**

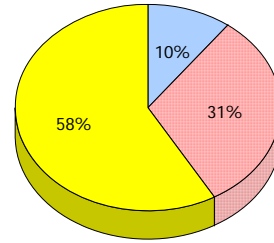
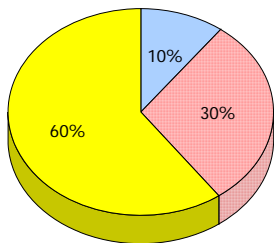
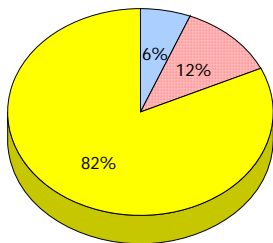
**District**

**Province**

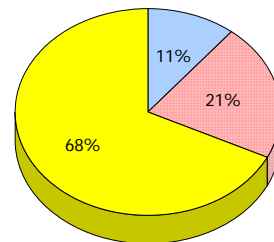
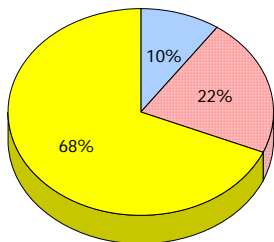
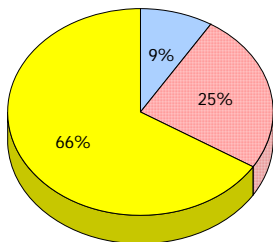
**2012**  
Apr 30,  
2012 (57)



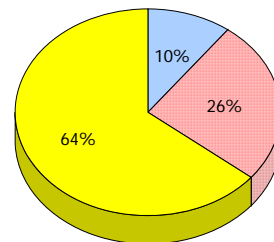
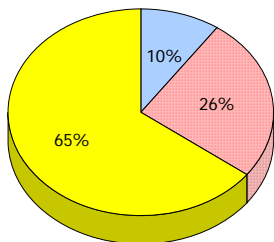
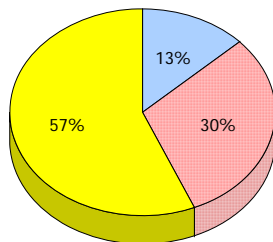
**2011**  
AGR (66)



**2010**  
AGR (68)



**2009**  
AGR (69)



*Unknown*     
  *Exemption*     
  *Not Yet Meeting (1 or 2)*     
  *Meeting or Exceeding (3,4,5)*

\* In some cases, CRT numbers may exceed AGR numbers based on late enrolments. Pie chart is based on the number of students who wrote the CRT.

\* French Immersion students not included

\* Reading score is composite of Non-Fiction and Poet.

Mushuau Innu Natuashish School and Sheshatshiu Innu School are excluded from district and provincial results.

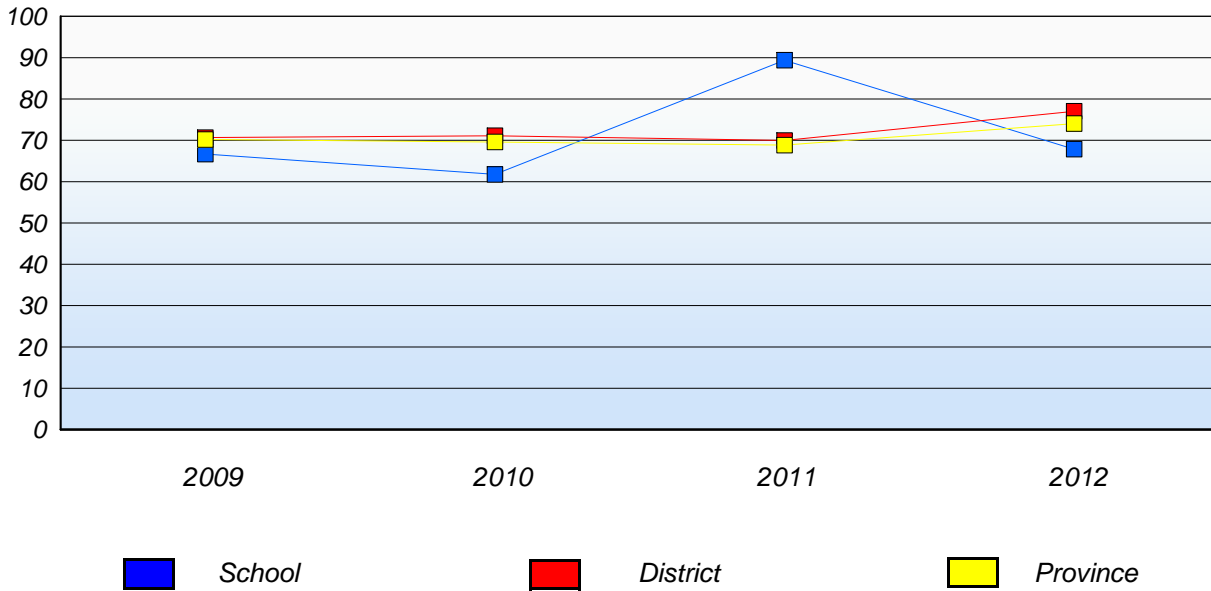
Source: Division of Evaluation and Research, Department of Education.



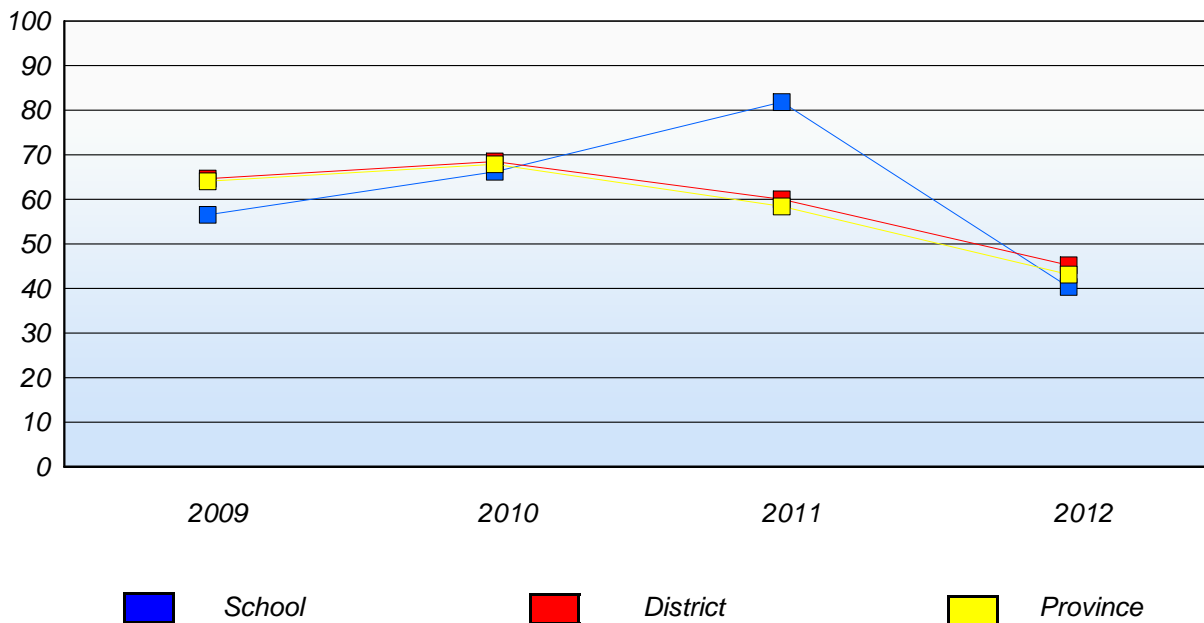
**District 4 - Eastern**

School #: 366    Topsail Elementary

**Demand Writing**  
Percentage of students at level 3 or above (2009 - 2012)



**Reading**  
Percentage of students at level 3 or above (2009 - 2012)



\* In some cases, CRT numbers may exceed AGR numbers based on late enrolments. Pie chart is based on the number of students who wrote the CRT.

\* French Immersion students not included

\* Reading score is composite of Non-Fiction and Poet.

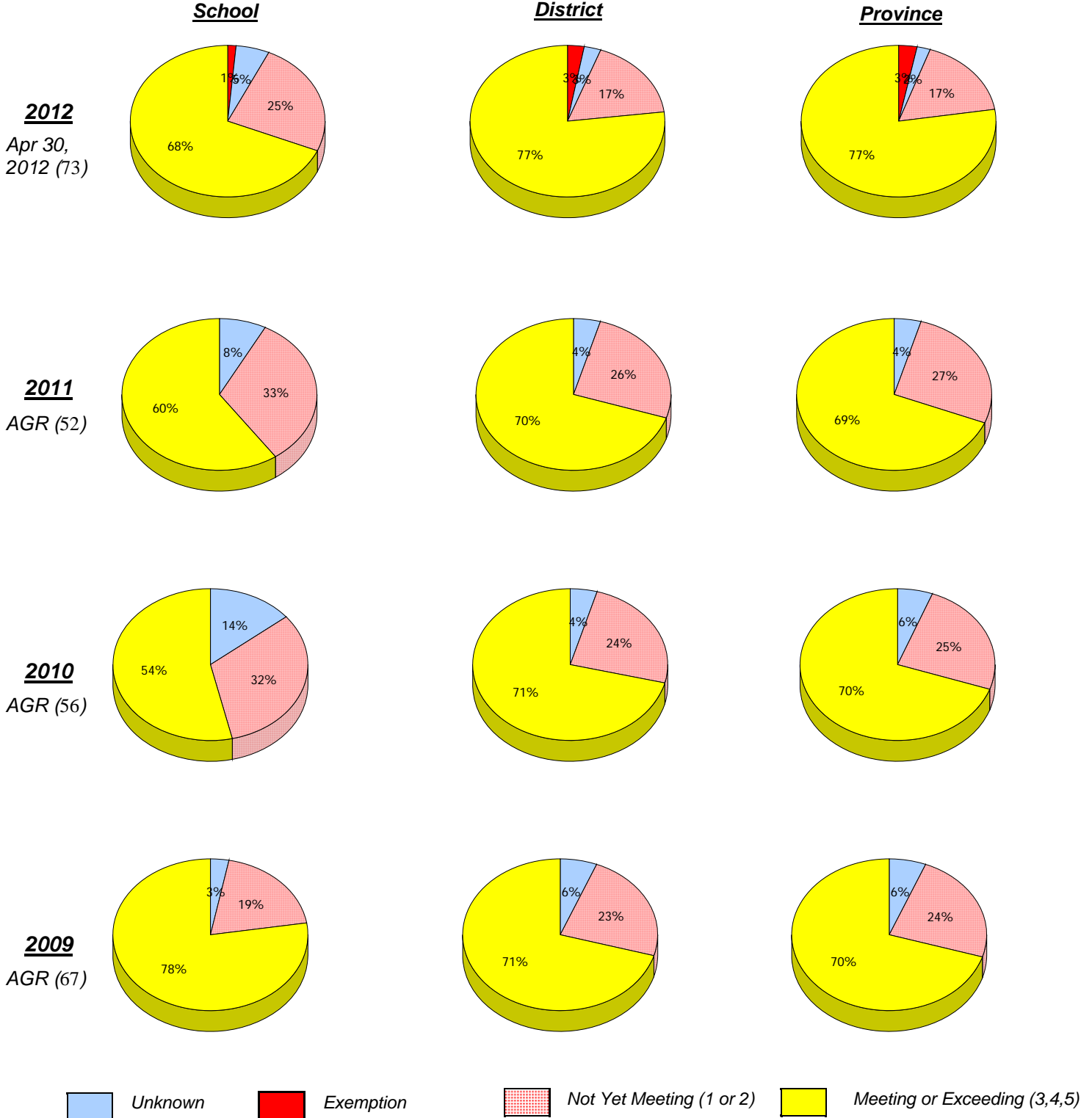
Mushuau Innu Natuashish School and Sheshatshiu Innu School are excluded from district and provincial results.

Source: Division of Evaluation and Research, Department of Education.

**District 4 - Eastern**

School #: 367 Holy Trinity Elementary

***Demand Writing***



\* In some cases, CRT numbers may exceed AGR numbers based on late enrolments. Pie chart is based on the number of students who wrote the CRT.

\* French Immersion students not included

\* Reading score is composite of Non-Fiction and Poet.

Mushuau Innu Natuashish School and Sheshatshiu Innu School are excluded from district and provincial results.

Source: Division of Evaluation and Research, Department of Education.

**District 4 - Eastern**

School #: 367 Holy Trinity Elementary

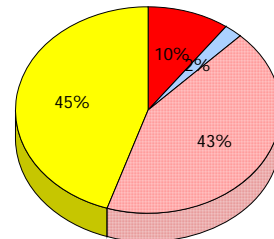
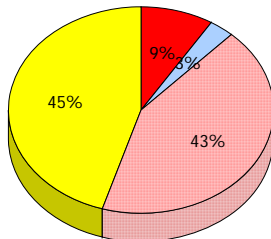
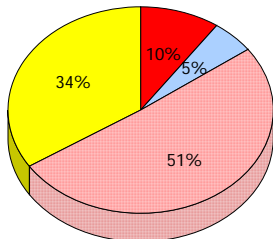
**Reading**

**School**

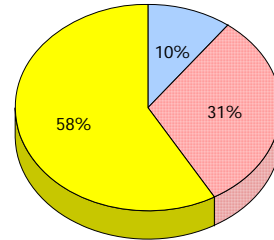
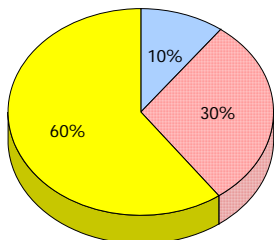
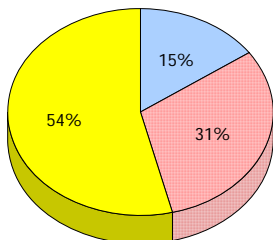
**District**

**Province**

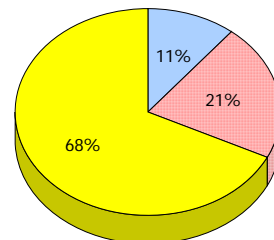
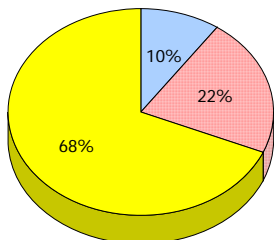
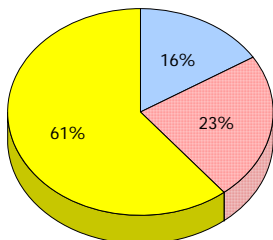
**2012**  
Apr 30,  
2012 (73)



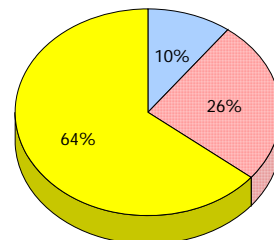
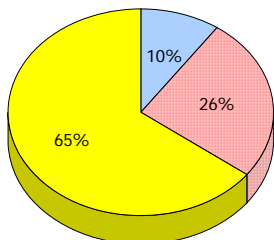
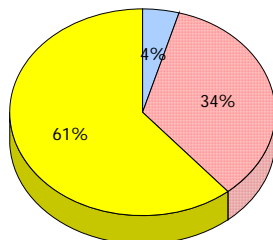
**2011**  
AGR (52)



**2010**  
AGR (56)



**2009**  
AGR (67)



Unknown
  Exemption
  Not Yet Meeting (1 or 2)
  Meeting or Exceeding (3,4,5)

\* In some cases, CRT numbers may exceed AGR numbers based on late enrolments. Pie chart is based on the number of students who wrote the CRT.

\* French Immersion students not included

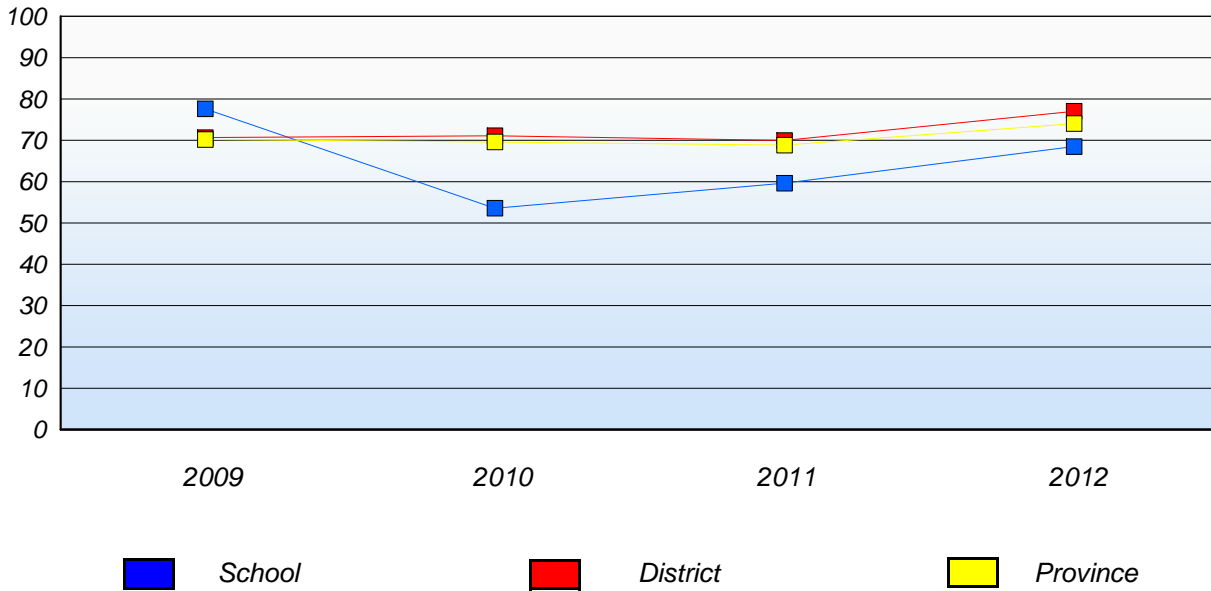
\* Reading score is composite of Non-Fiction and Poet.

Mushuau Innu Natuashish School and Sheshatshiu Innu School are excluded from district and provincial results.

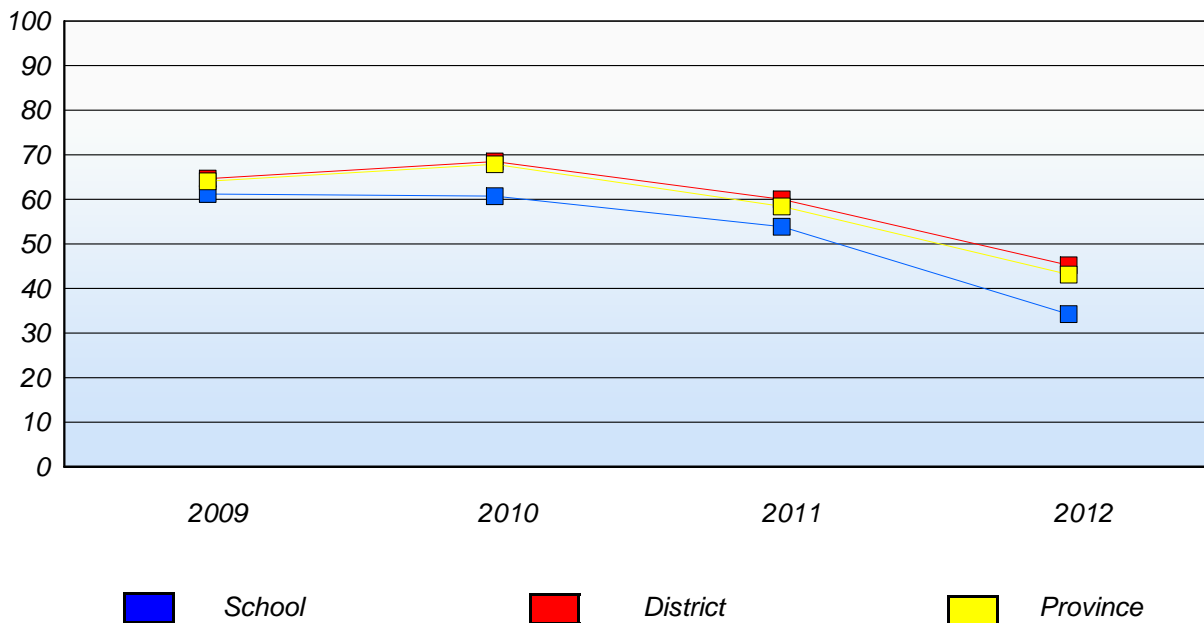
**District 4 - Eastern**

School #: 367 Holy Trinity Elementary

**Demand Writing**  
Percentage of students at level 3 or above (2009 - 2012)



**Reading**  
Percentage of students at level 3 or above (2009 - 2012)



\* In some cases, CRT numbers may exceed AGR numbers based on late enrolments. Pie chart is based on the number of students who wrote the CRT.

\* French Immersion students not included

\* Reading score is composite of Non-Fiction and Poet.

Mushuau Innu Natuashish School and Sheshatshiu Innu School are excluded from district and provincial results.

Source: Division of Evaluation and Research, Department of Education.

**District 4 - Eastern**

School #: 370 Stella Maris Academy

***Demand Writing***

**School**

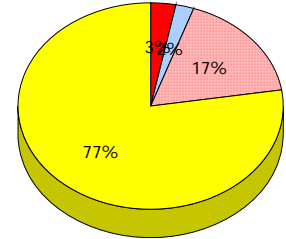
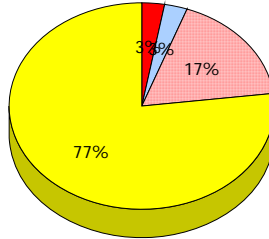
*School data with 5 or fewer students withheld for reasons of confidentiality.*

**District**

**Province**

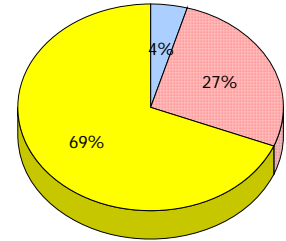
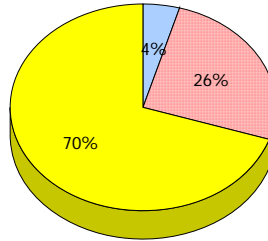
**2012**

Apr 30,  
2012 (2)



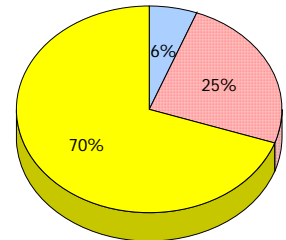
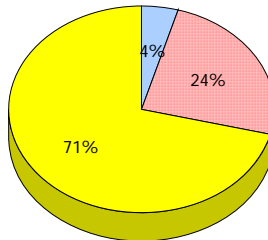
**2011**

AGR (3)



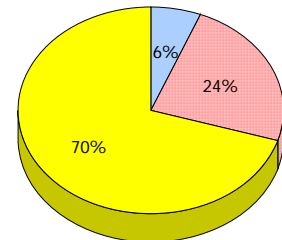
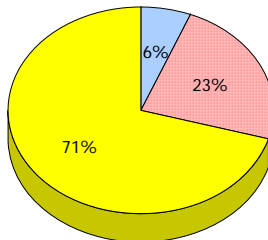
**2010**

AGR (3)



**2009**

AGR (8)



*Unknown*     
  *Exemption*     
  *Not Yet Meeting (1 or 2)*     
  *Meeting or Exceeding (3,4,5)*

\* In some cases, CRT numbers may exceed AGR numbers based on late enrolments. Pie chart is based on the number of students who wrote the CRT.

\* French Immersion students not included

\* Reading score is composite of Non-Fiction and Poet.

Mushuau Innu Natuashish School and Sheshatshiu Innu School are excluded from district and provincial results.

Source: Division of Evaluation and Research, Department of Education.

District 4 - Eastern

School #: 370 Stella Maris Academy

**Reading**

**School**

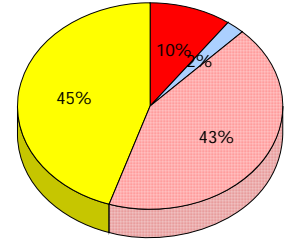
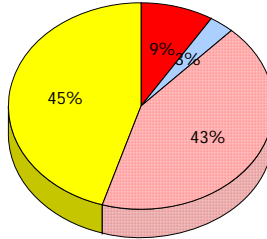
*School data with 5 or fewer students withheld for reasons of confidentiality.*

**District**

**Province**

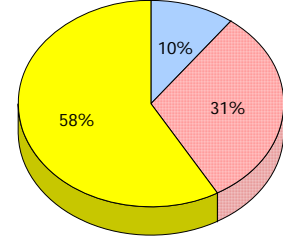
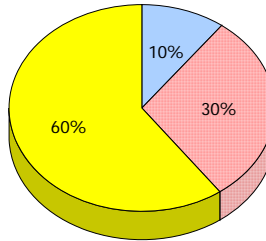
**2012**

Apr 30,  
2012 (2)



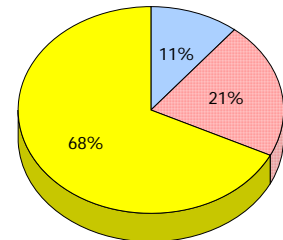
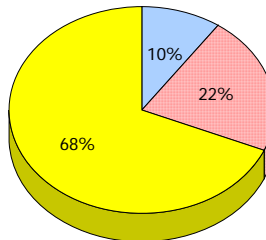
**2011**

AGR (3)



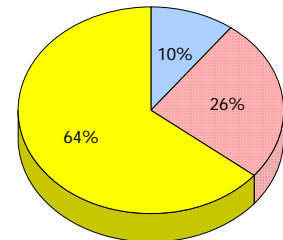
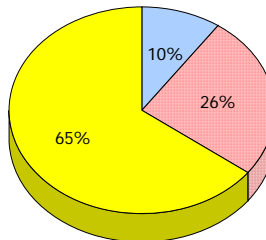
**2010**

AGR (3)



**2009**

AGR (8)



Unknown
  Exemption
  Not Yet Meeting (1 or 2)
  Meeting or Exceeding (3,4,5)

\* In some cases, CRT numbers may exceed AGR numbers based on late enrolments. Pie chart is based on the number of students who wrote the CRT.

\* French Immersion students not included

\* Reading score is composite of Non-Fiction and Poet.

Mushuau Innu Natuashish School and Sheshatshiu Innu School are excluded from district and provincial results.

District 4 - Eastern

School #: 370 Stella Maris Academy

**Demand Writing**

*Percentage of students at level 3 or above (2009 - 2012)*

*School data with 5 or fewer students withheld for reasons of confidentiality.*



**Reading**

*Percentage of students at level 3 or above (2009 - 2012)*

*School data with 5 or fewer students withheld for reasons of confidentiality.*



\* In some cases, CRT numbers may exceed AGR numbers based on late enrolments. Pie chart is based on the number of students who wrote the CRT.

\* French Immersion students not included

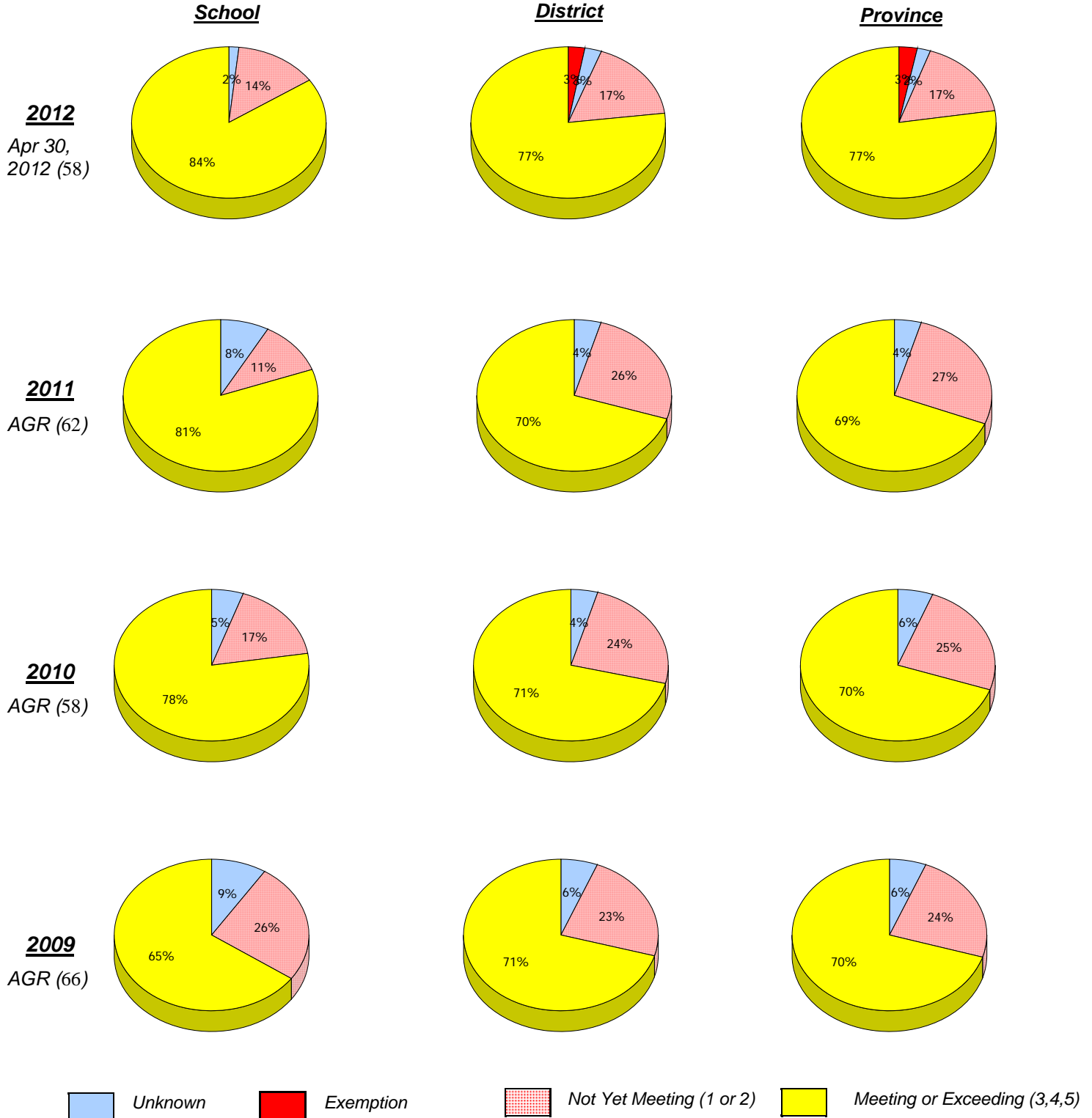
\* Reading score is composite of Non-Fiction and Poet.

Mushuau Innu Natuashish School and Sheshatshiu Innu School are excluded from district and provincial results.

District 4 - Eastern

School #: 371 Upper Gullies Elementary

**Demand Writing**



\* In some cases, CRT numbers may exceed AGR numbers based on late enrolments. Pie chart is based on the number of students who wrote the CRT.

\* French Immersion students not included

\* Reading score is composite of Non-Fiction and Poet.

Mushuau Innu Natuashish School and Sheshatshiu Innu School are excluded from district and provincial results.

Source: Division of Evaluation and Research, Department of Education.



**District 4 - Eastern**

School #: 371 Upper Gullies Elementary

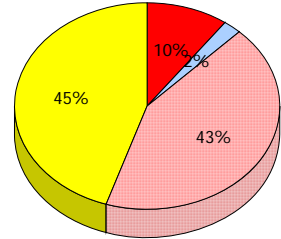
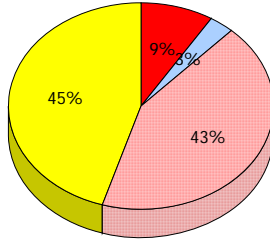
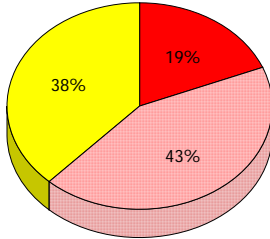
**Reading**

**School**

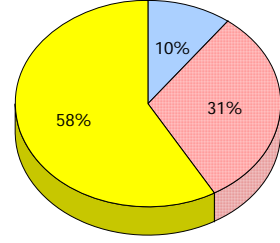
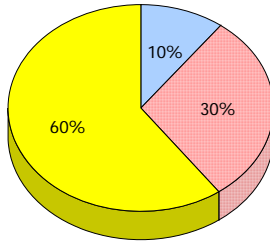
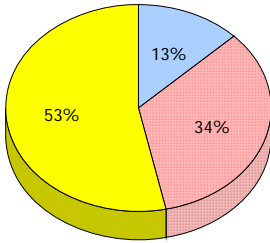
**District**

**Province**

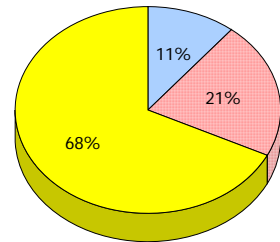
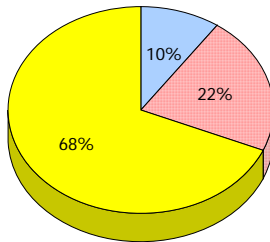
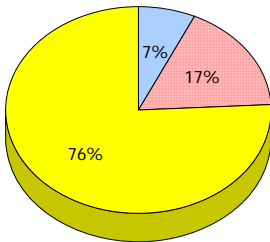
**2012**  
Apr 30,  
2012 (58)



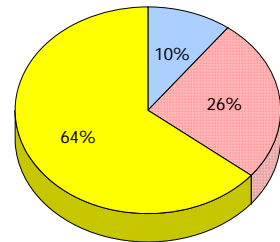
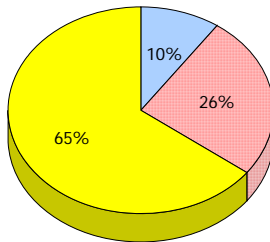
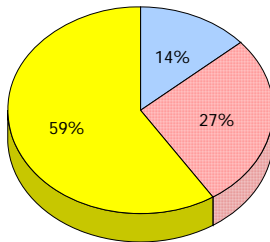
**2011**  
AGR (62)



**2010**  
AGR (58)



**2009**  
AGR (66)



Unknown
  Exemption
  Not Yet Meeting (1 or 2)
  Meeting or Exceeding (3,4,5)

\* In some cases, CRT numbers may exceed AGR numbers based on late enrolments. Pie chart is based on the number of students who wrote the CRT.

\* French Immersion students not included

\* Reading score is composite of Non-Fiction and Poet.

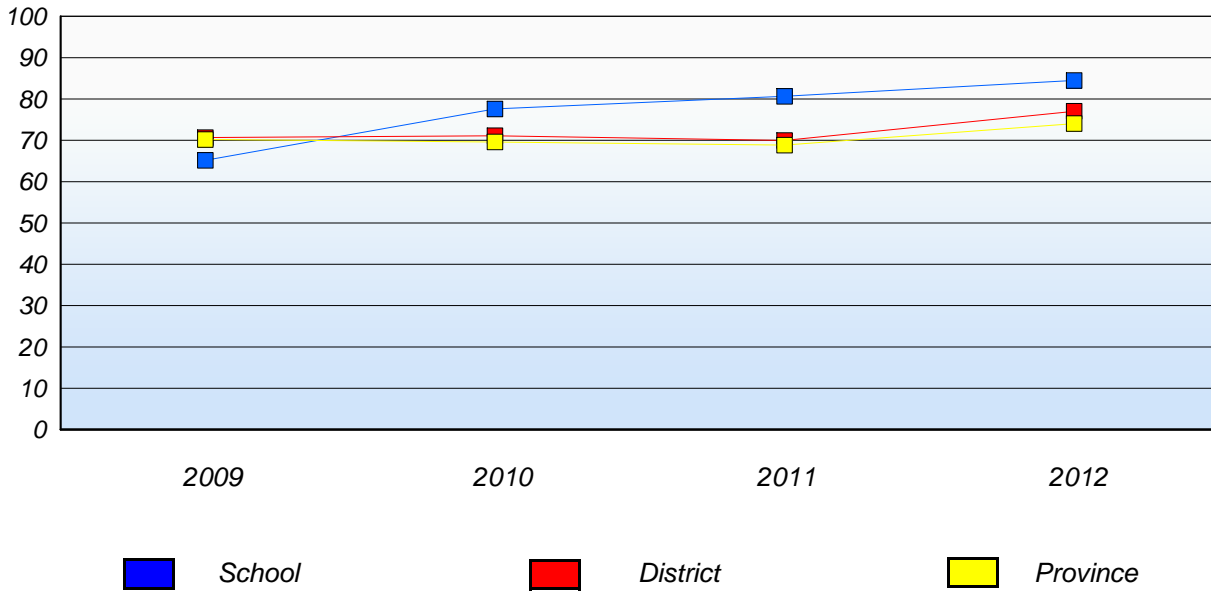
Mushuau Innu Natuashish School and Sheshatshiu Innu School are excluded from district and provincial results.

Source: Division of Evaluation and Research, Department of Education.

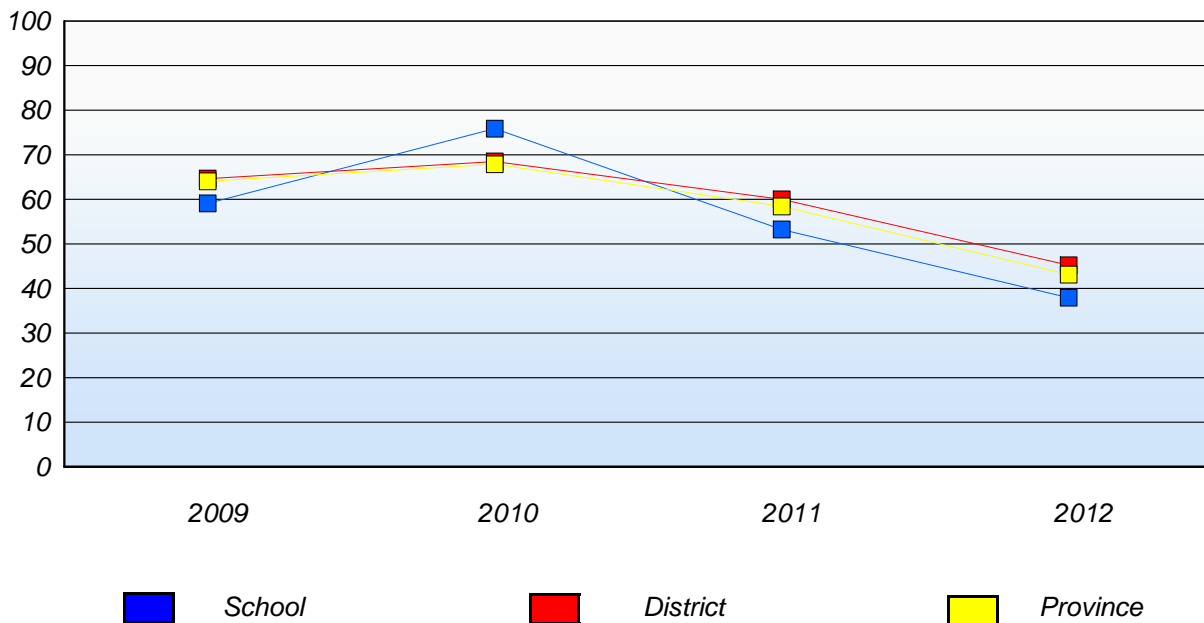
**District 4 - Eastern**

School #: 371 Upper Gullies Elementary

**Demand Writing**  
Percentage of students at level 3 or above (2009 - 2012)



**Reading**  
Percentage of students at level 3 or above (2009 - 2012)



\* In some cases, CRT numbers may exceed AGR numbers based on late enrolments. Pie chart is based on the number of students who wrote the CRT.

\* French Immersion students not included

\* Reading score is composite of Non-Fiction and Poet.

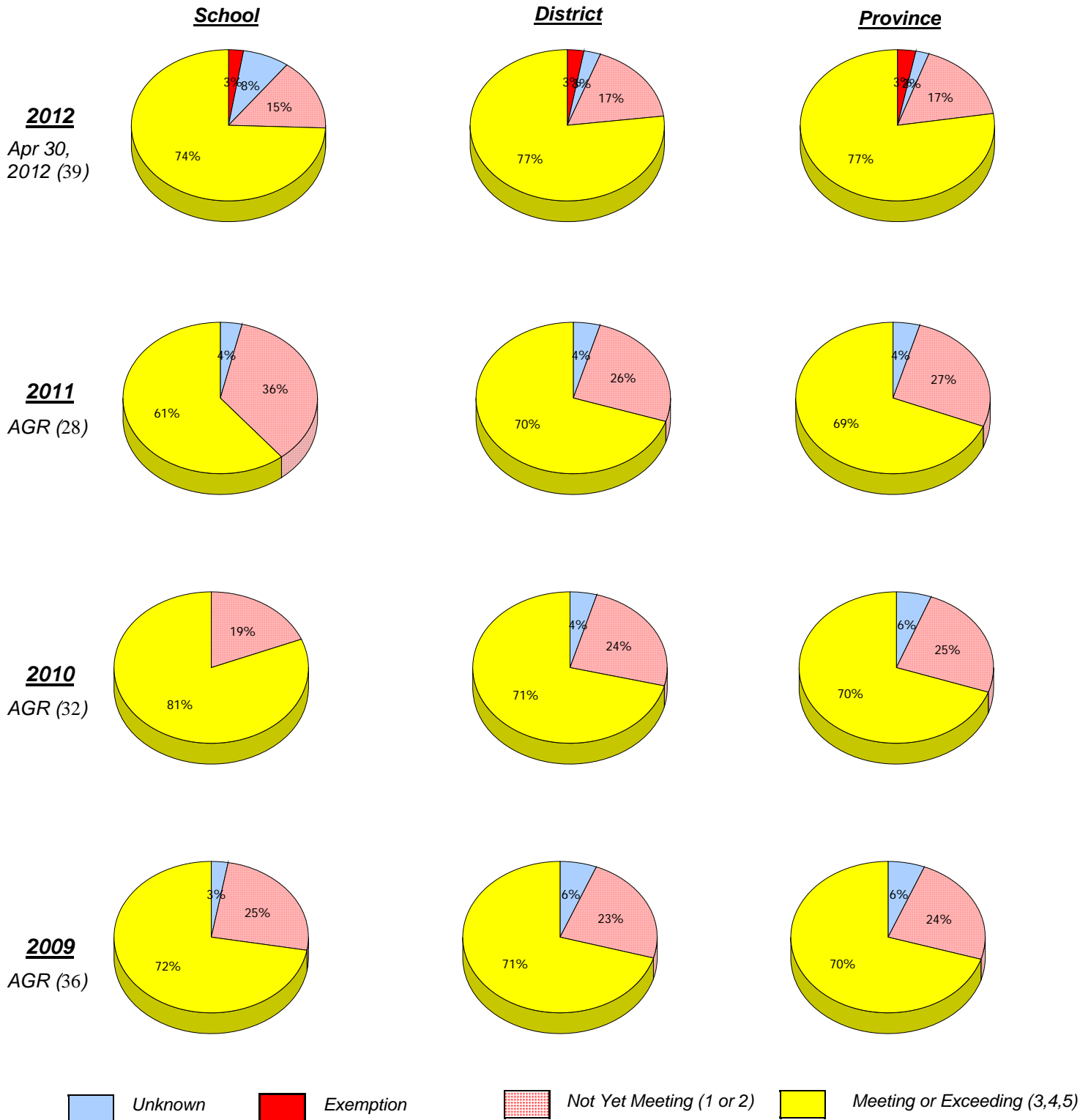
Mushuau Innu Natuashish School and Sheshatshiu Innu School are excluded from district and provincial results.

Source: Division of Evaluation and Research, Department of Education.

District 4 - Eastern

School #: 372 St. Bernard's Elementary

**Demand Writing**



\* In some cases, CRT numbers may exceed AGR numbers based on late enrolments. Pie chart is based on the number of students who wrote the CRT.

\* French Immersion students not included

\* Reading score is composite of Non-Fiction and Poet.

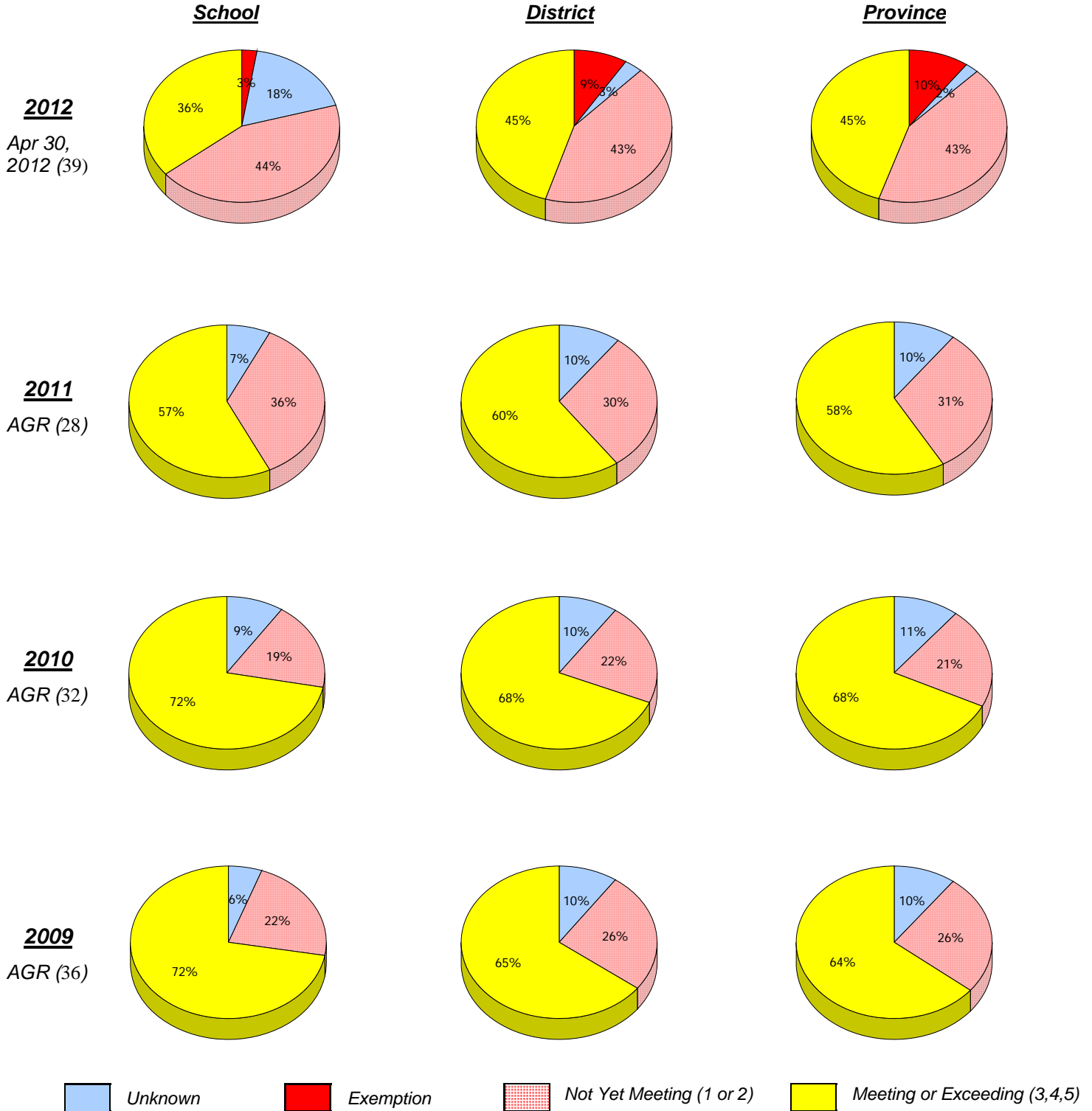
Mushuau Innu Natuashish School and Sheshatshiu Innu School are excluded from district and provincial results.

Source: Division of Evaluation and Research, Department of Education.

**District 4 - Eastern**

School #: 372 St. Bernard's Elementary

**Reading  
District**



\* In some cases, CRT numbers may exceed AGR numbers based on late enrolments. Pie chart is based on the number of students who wrote the CRT.

\* French Immersion students not included

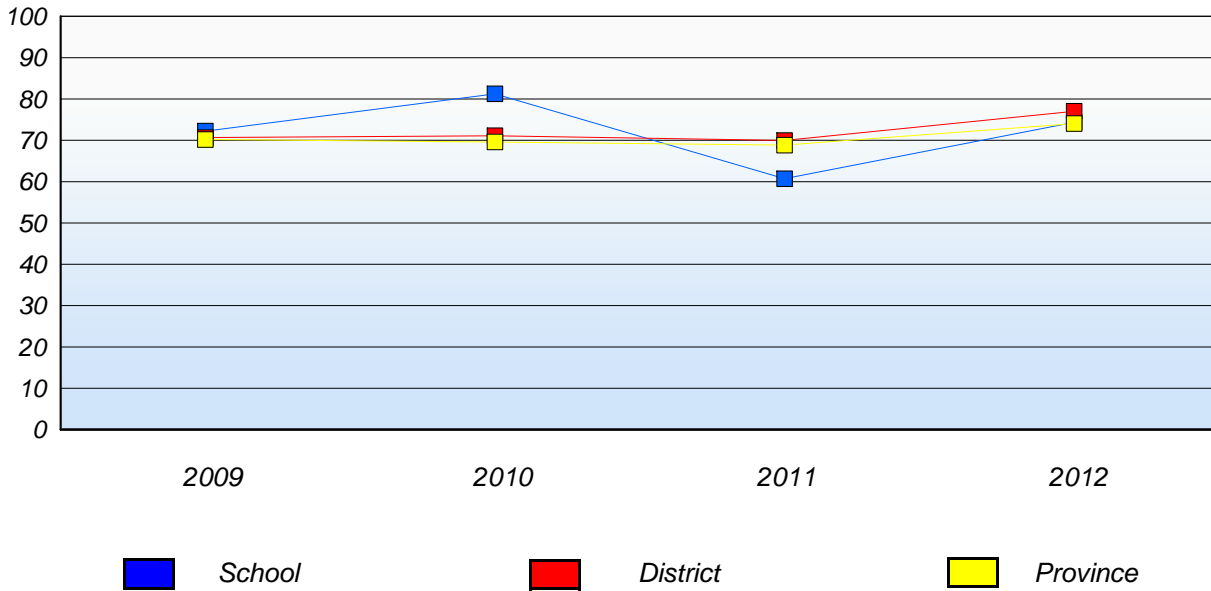
\* Reading score is composite of Non-Fiction and Poet.

Mushuau Innu Natuashish School and Sheshatshiu Innu School are excluded from district and provincial results.

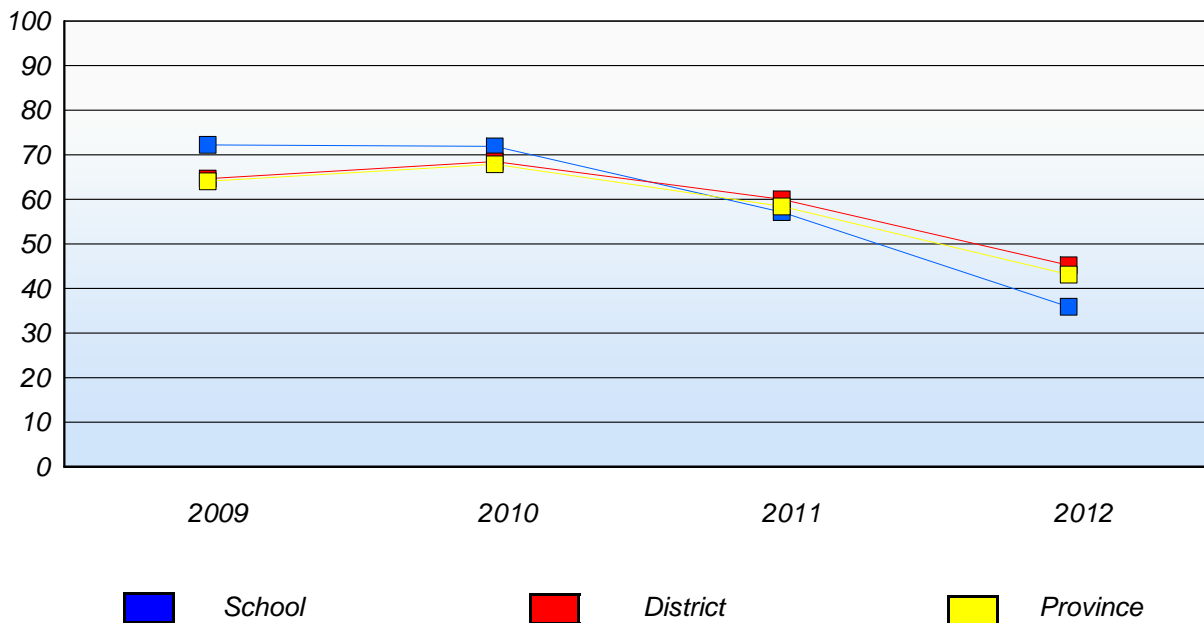
**District 4 - Eastern**

School #: 372 St. Bernard's Elementary

**Demand Writing**  
Percentage of students at level 3 or above (2009 - 2012)



**Reading**  
Percentage of students at level 3 or above (2009 - 2012)



\* In some cases, CRT numbers may exceed AGR numbers based on late enrolments. Pie chart is based on the number of students who wrote the CRT.

\* French Immersion students not included

\* Reading score is composite of Non-Fiction and Poet.

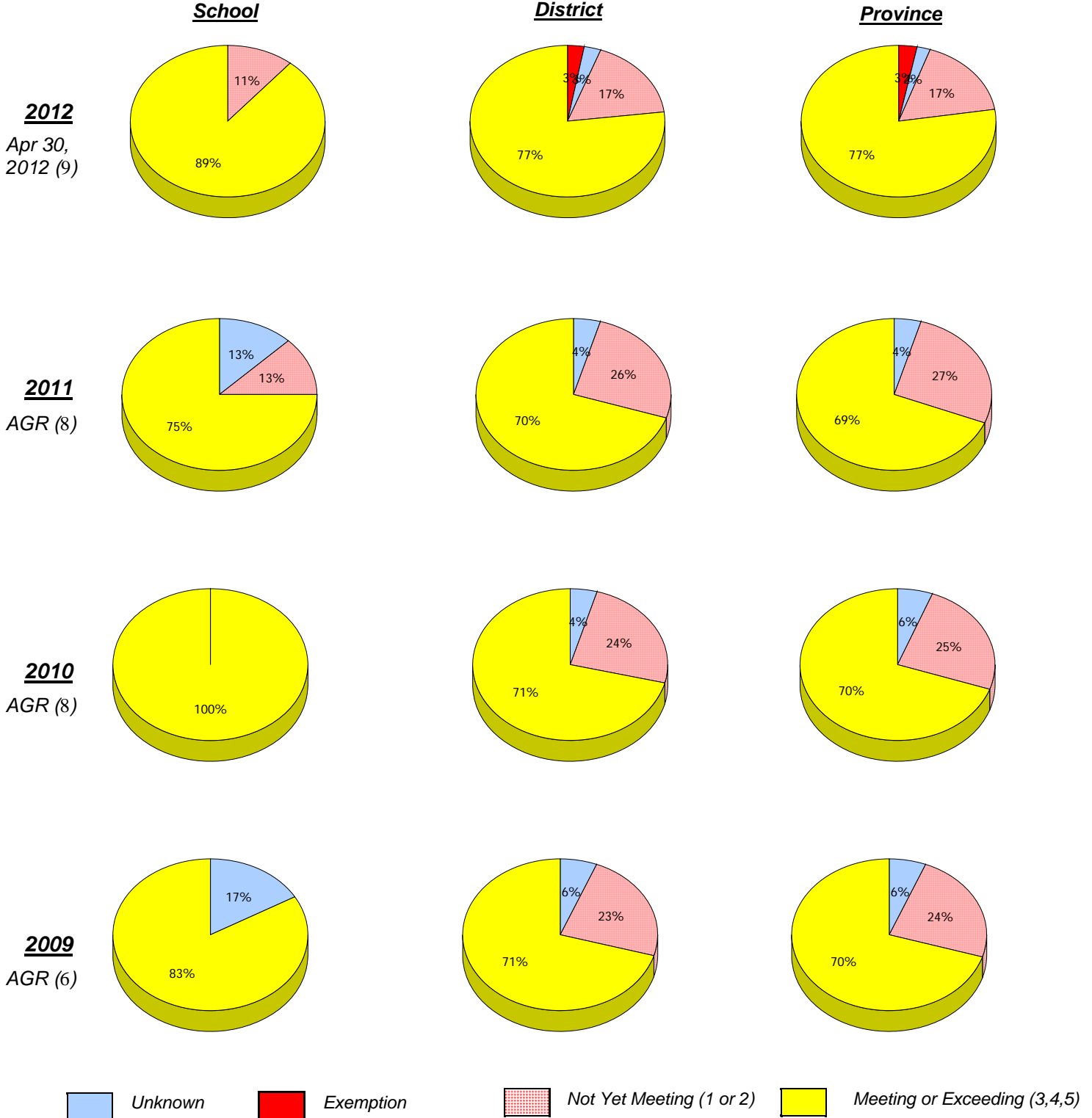
Mushuau Innu Natuashish School and Sheshatshiu Innu School are excluded from district and provincial results.

Source: Division of Evaluation and Research, Department of Education.

District 4 - Eastern

School #: 427 Holy Name of Mary Academy

**Demand Writing**



\* In some cases, CRT numbers may exceed AGR numbers based on late enrolments. Pie chart is based on the number of students who wrote the CRT.

\* French Immersion students not included

\* Reading score is composite of Non-Fiction and Poet.

Mushuau Innu Natuashish School and Sheshatshiu Innu School are excluded from district and provincial results.

Source: Division of Evaluation and Research, Department of Education.

District 4 - Eastern

School #: 427 Holy Name of Mary Academy

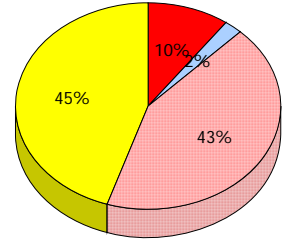
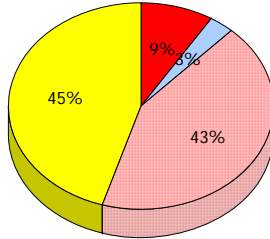
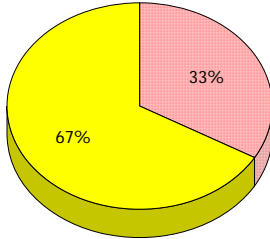
**Reading**

**School**

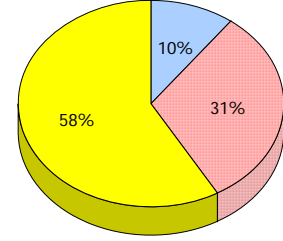
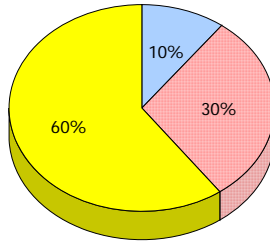
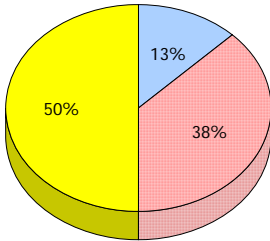
**District**

**Province**

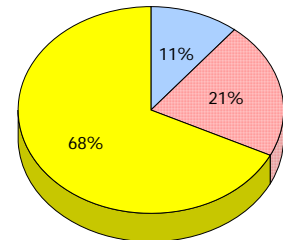
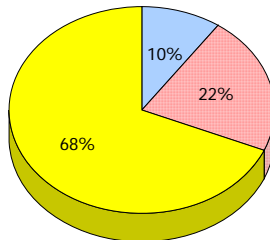
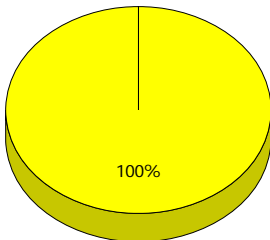
**2012**  
Apr 30,  
2012 (9)



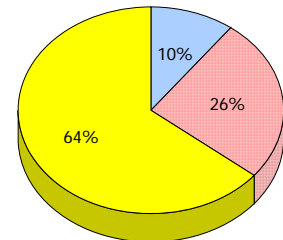
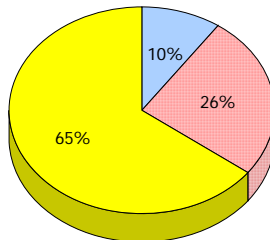
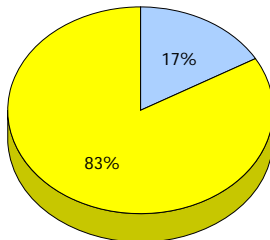
**2011**  
AGR (8)



**2010**  
AGR (8)



**2009**  
AGR (6)



Unknown
  Exemption
  Not Yet Meeting (1 or 2)
  Meeting or Exceeding (3,4,5)

\* In some cases, CRT numbers may exceed AGR numbers based on late enrolments. Pie chart is based on the number of students who wrote the CRT.

\* French Immersion students not included

\* Reading score is composite of Non-Fiction and Poet.

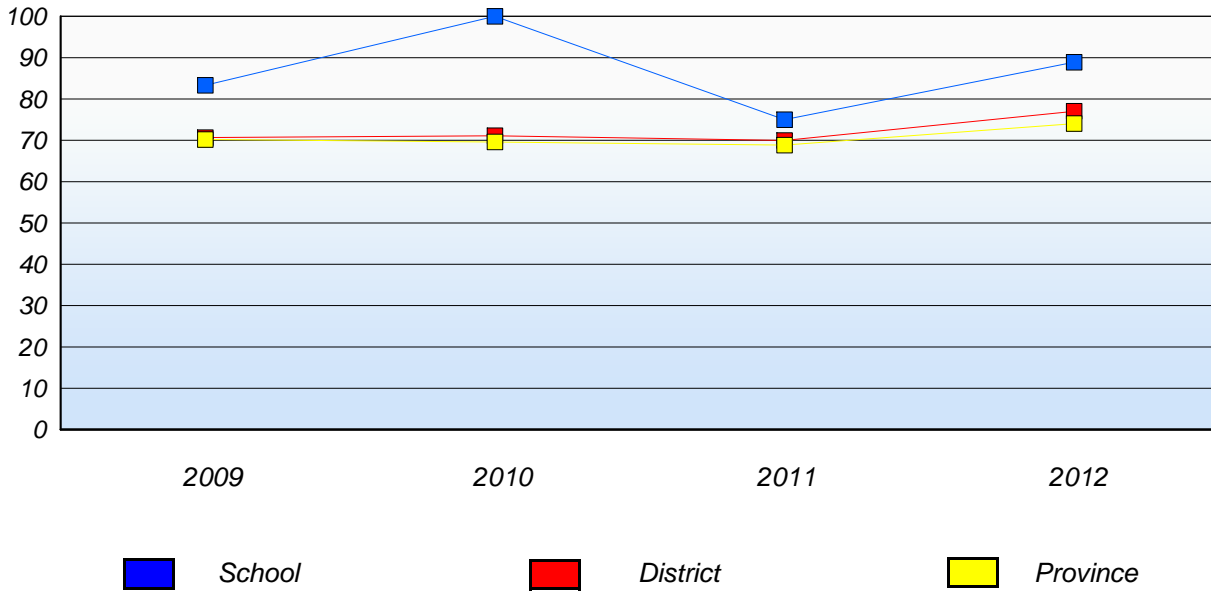
Mushuau Innu Natuashish School and Sheshatshiu Innu School are excluded from district and provincial results.

Source: Division of Evaluation and Research, Department of Education.

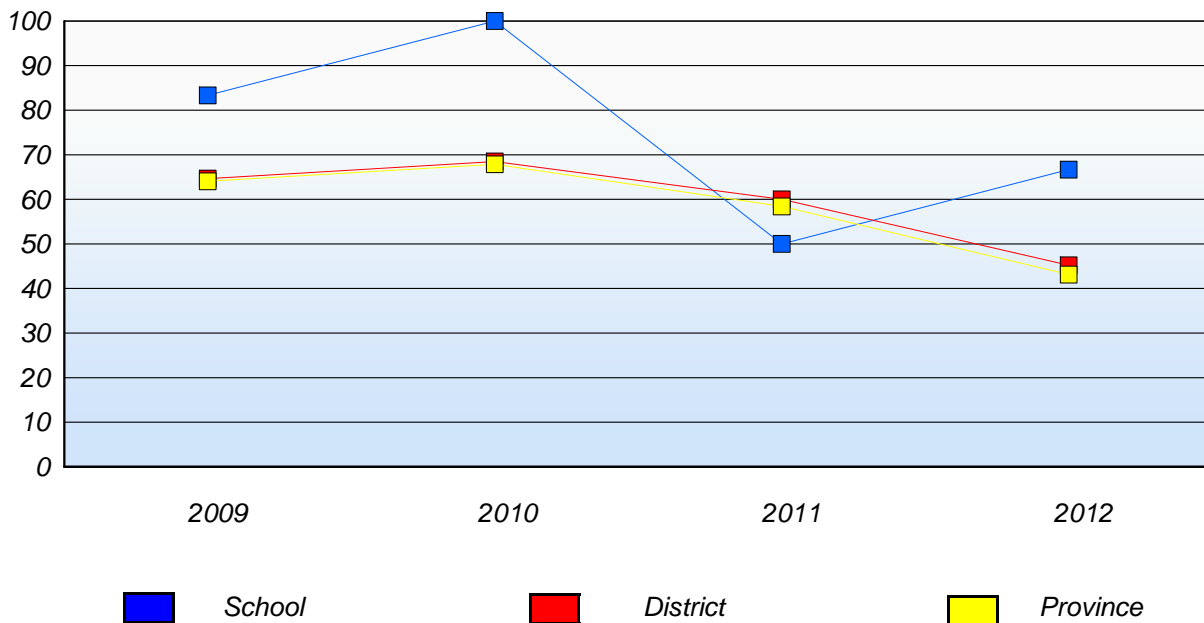
**District 4 - Eastern**

School #: 427 Holy Name of Mary Academy

**Demand Writing**  
Percentage of students at level 3 or above (2009 - 2012)



**Reading**  
Percentage of students at level 3 or above (2009 - 2012)



\* In some cases, CRT numbers may exceed AGR numbers based on late enrolments. Pie chart is based on the number of students who wrote the CRT.

\* French Immersion students not included

\* Reading score is composite of Non-Fiction and Poet.

Mushuau Innu Natuashish School and Sheshatshiu Innu School are excluded from district and provincial results.

Source: Division of Evaluation and Research, Department of Education.



**District 4 - Eastern**

School #: 430 St. Mark's School

***Demand Writing***

**School**

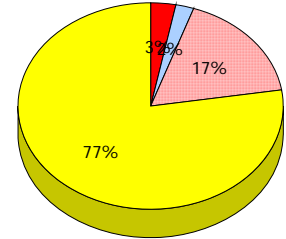
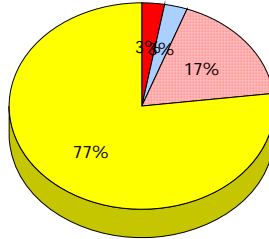
*School data with 5 or fewer students withheld for reasons of confidentiality.*

**District**

**Province**

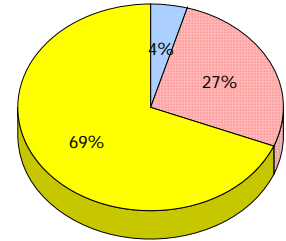
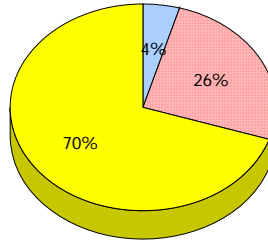
**2012**

Apr 30,  
2012 (3)



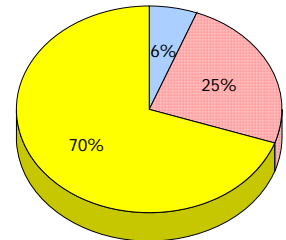
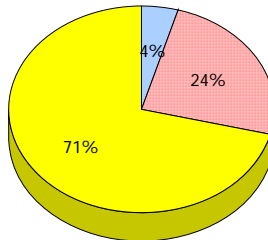
**2011**

AGR (3)



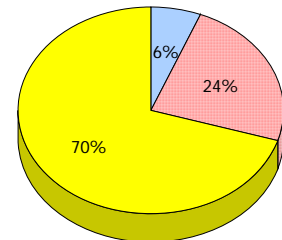
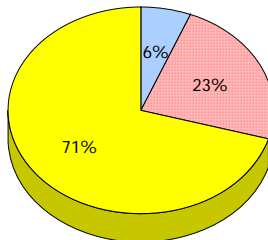
**2010**

AGR (7)



**2009**

AGR (12)



*Unknown*    
  *Exemption*    
  *Not Yet Meeting (1 or 2)*    
  *Meeting or Exceeding (3,4,5)*

\* In some cases, CRT numbers may exceed AGR numbers based on late enrolments. Pie chart is based on the number of students who wrote the CRT.

\* French Immersion students not included

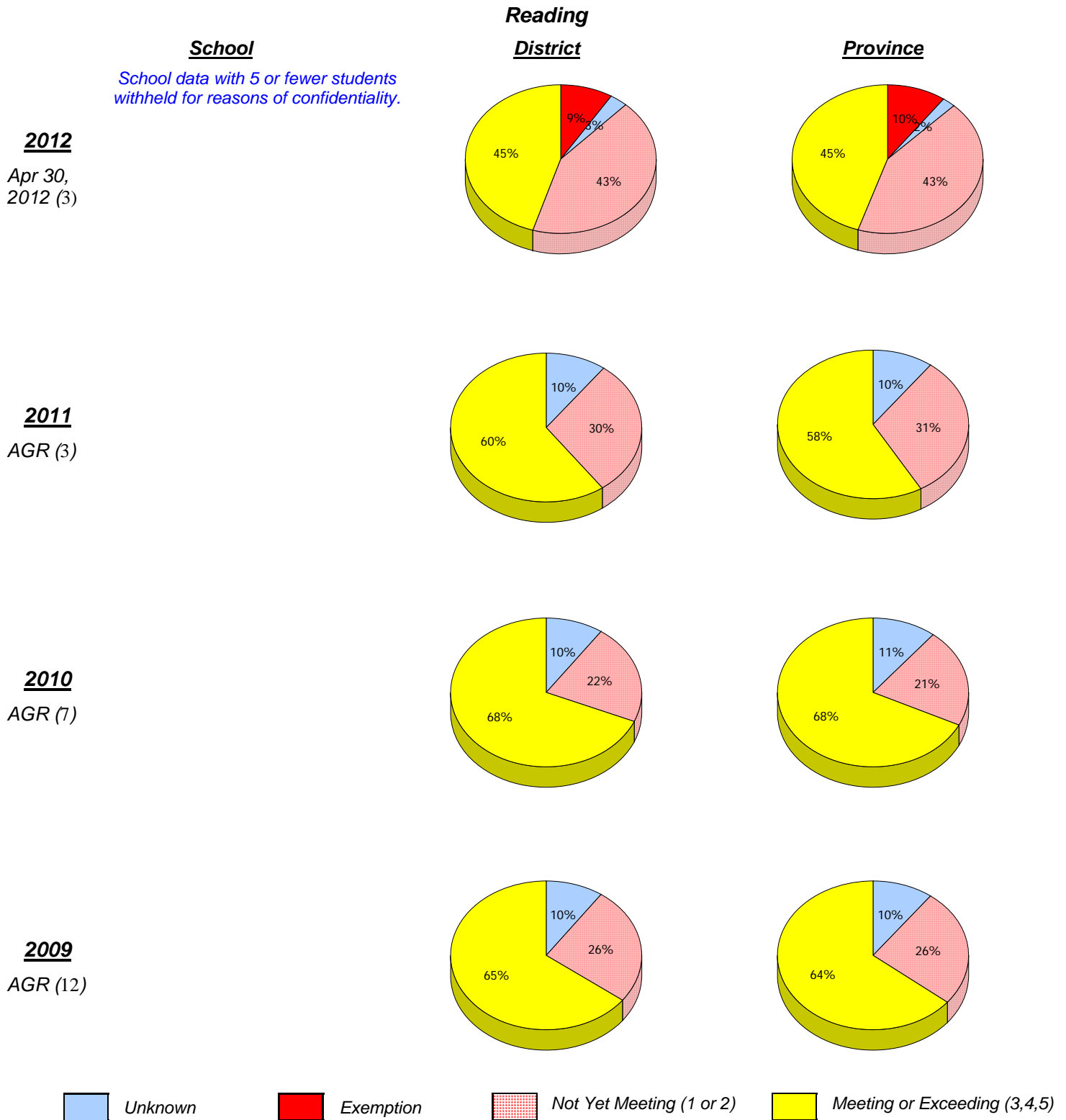
\* Reading score is composite of Non-Fiction and Poet.

Mushuau Innu Natuashish School and Sheshatshiu Innu School are excluded from district and provincial results.

Source: Division of Evaluation and Research, Department of Education.

**District 4 - Eastern**

School #: 430 St. Mark's School



District 4 - Eastern

School #: 430 St. Mark's School

**Demand Writing**

*Percentage of students at level 3 or above (2009 - 2012)*

*School data with 5 or fewer students withheld for reasons of confidentiality.*



**Reading**

*Percentage of students at level 3 or above (2009 - 2012)*

*School data with 5 or fewer students withheld for reasons of confidentiality.*



\* In some cases, CRT numbers may exceed AGR numbers based on late enrolments. Pie chart is based on the number of students who wrote the CRT.

\* French Immersion students not included

\* Reading score is composite of Non-Fiction and Poet.

Mushuau Innu Natuashish School and Sheshatshiu Innu School are excluded from district and provincial results.

**District 4 - Eastern**

School #: 431 Southwest Arm Academy

***Demand Writing***

**School**

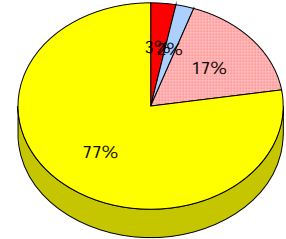
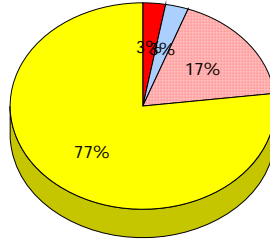
*School data with 5 or fewer students withheld for reasons of confidentiality.*

**District**

**Province**

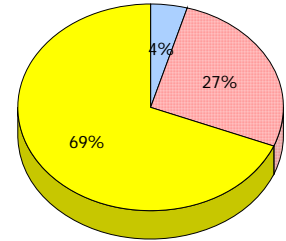
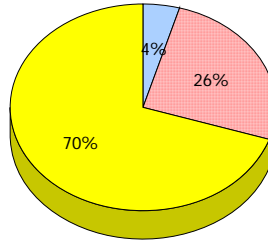
**2012**

Apr 30,  
2012 (2)



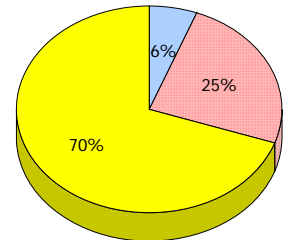
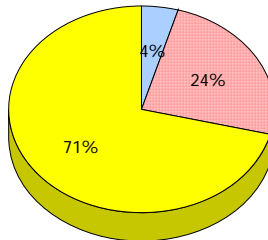
**2011**

AGR (11)



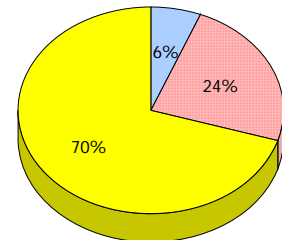
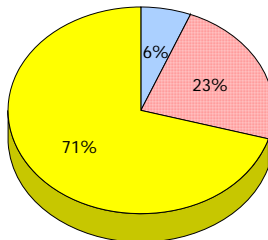
**2010**

AGR (6)



**2009**

AGR (7)



*Unknown*     
  *Exemption*     
  *Not Yet Meeting (1 or 2)*     
  *Meeting or Exceeding (3,4,5)*

\* In some cases, CRT numbers may exceed AGR numbers based on late enrolments. Pie chart is based on the number of students who wrote the CRT.

\* French Immersion students not included

\* Reading score is composite of Non-Fiction and Poet.

Mushuau Innu Natuashish School and Sheshatshiu Innu School are excluded from district and provincial results.

Source: Division of Evaluation and Research, Department of Education.

**District 4 - Eastern**

School #: 431 Southwest Arm Academy

**School**

*School data with 5 or fewer students withheld for reasons of confidentiality.*

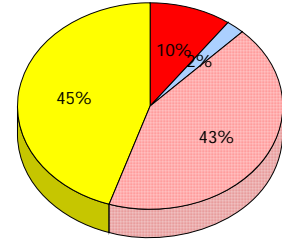
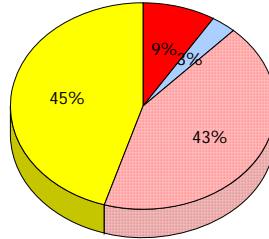
**Reading**

**District**

**Province**

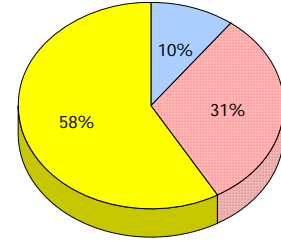
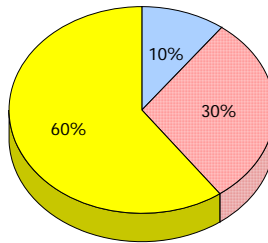
**2012**

Apr 30,  
2012 (2)



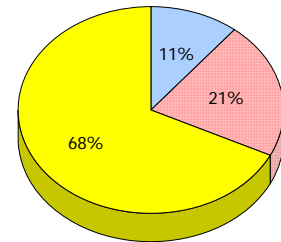
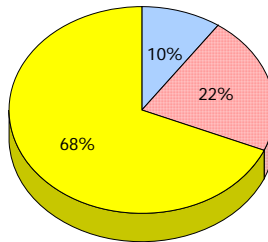
**2011**

AGR (11)



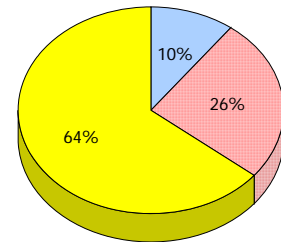
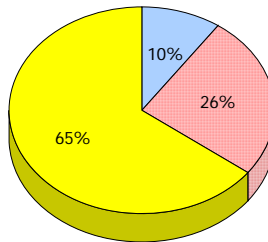
**2010**

AGR (6)



**2009**

AGR (7)



*Unknown*     
  *Exemption*     
  *Not Yet Meeting (1 or 2)*     
  *Meeting or Exceeding (3,4,5)*

\* In some cases, CRT numbers may exceed AGR numbers based on late enrolments. Pie chart is based on the number of students who wrote the CRT.

\* French Immersion students not included

\* Reading score is composite of Non-Fiction and Poet.

Mushuau Innu Natuashish School and Sheshatshiu Innu School are excluded from district and provincial results.

Source: Division of Evaluation and Research, Department of Education.

District 4 - Eastern

School #: 431 Southwest Arm Academy

**Demand Writing**

*Percentage of students at level 3 or above (2009 - 2012)*

*School data with 5 or fewer students withheld for reasons of confidentiality.*



**Reading**

*Percentage of students at level 3 or above (2009 - 2012)*

*School data with 5 or fewer students withheld for reasons of confidentiality.*



\* In some cases, CRT numbers may exceed AGR numbers based on late enrolments. Pie chart is based on the number of students who wrote the CRT.

\* French Immersion students not included

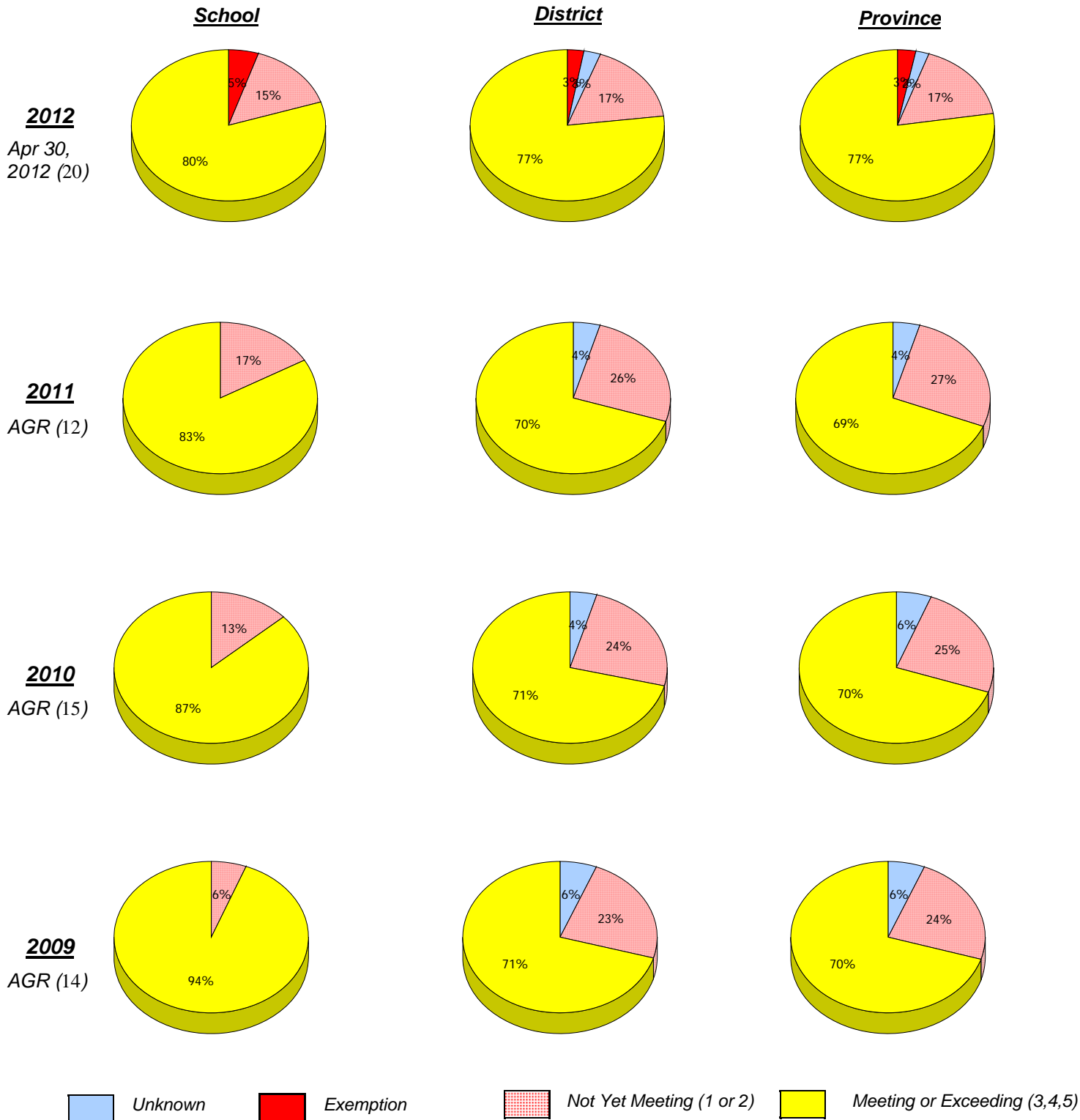
\* Reading score is composite of Non-Fiction and Poet.

Mushuau Innu Natuashish School and Sheshatshiu Innu School are excluded from district and provincial results.

**District 4 - Eastern**

School #: 433 Tricon Elementary

***Demand Writing***



\* In some cases, CRT numbers may exceed AGR numbers based on late enrolments. Pie chart is based on the number of students who wrote the CRT.

\* French Immersion students not included

\* Reading score is composite of Non-Fiction and Poet.

Mushuau Innu Natuashish School and Sheshatshiu Innu School are excluded from district and provincial results.

Source: Division of Evaluation and Research, Department of Education.

District 4 - Eastern

School #: 433 Tricon Elementary

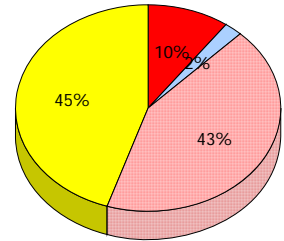
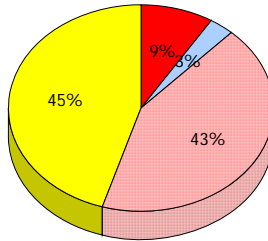
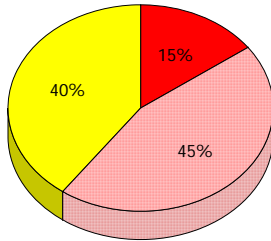
**Reading**

**School**

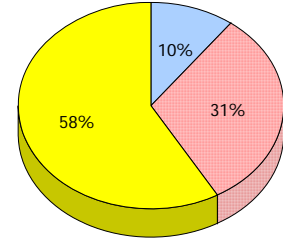
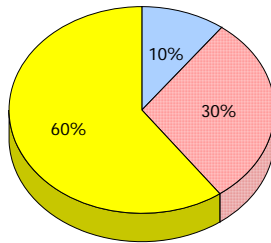
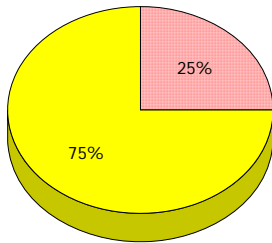
**District**

**Province**

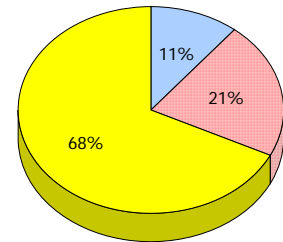
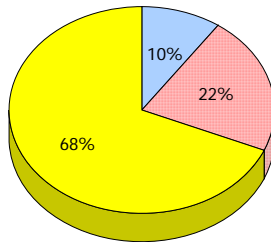
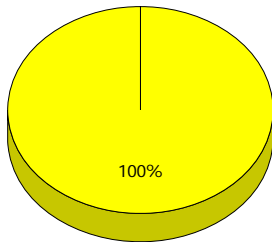
**2012**  
Apr 30,  
2012 (20)



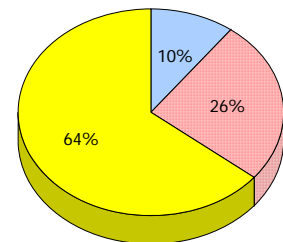
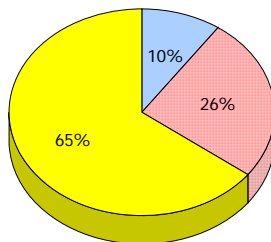
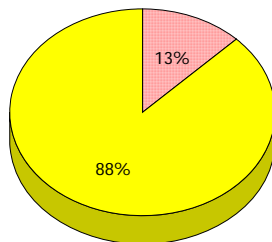
**2011**  
AGR (12)



**2010**  
AGR (15)



**2009**  
AGR (14)



Unknown
  Exemption
  Not Yet Meeting (1 or 2)
  Meeting or Exceeding (3,4,5)

\* In some cases, CRT numbers may exceed AGR numbers based on late enrolments. Pie chart is based on the number of students who wrote the CRT.

\* French Immersion students not included

\* Reading score is composite of Non-Fiction and Poet.

Mushuau Innu Natuashish School and Sheshatshiu Innu School are excluded from district and provincial results.

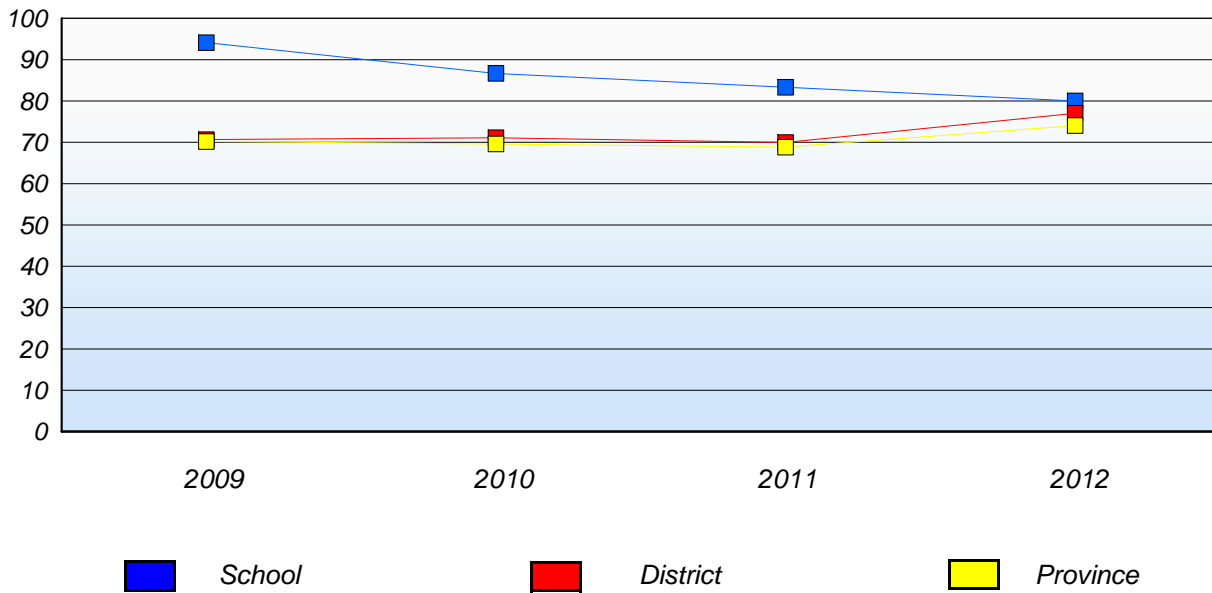
Source: Division of Evaluation and Research, Department of Education.



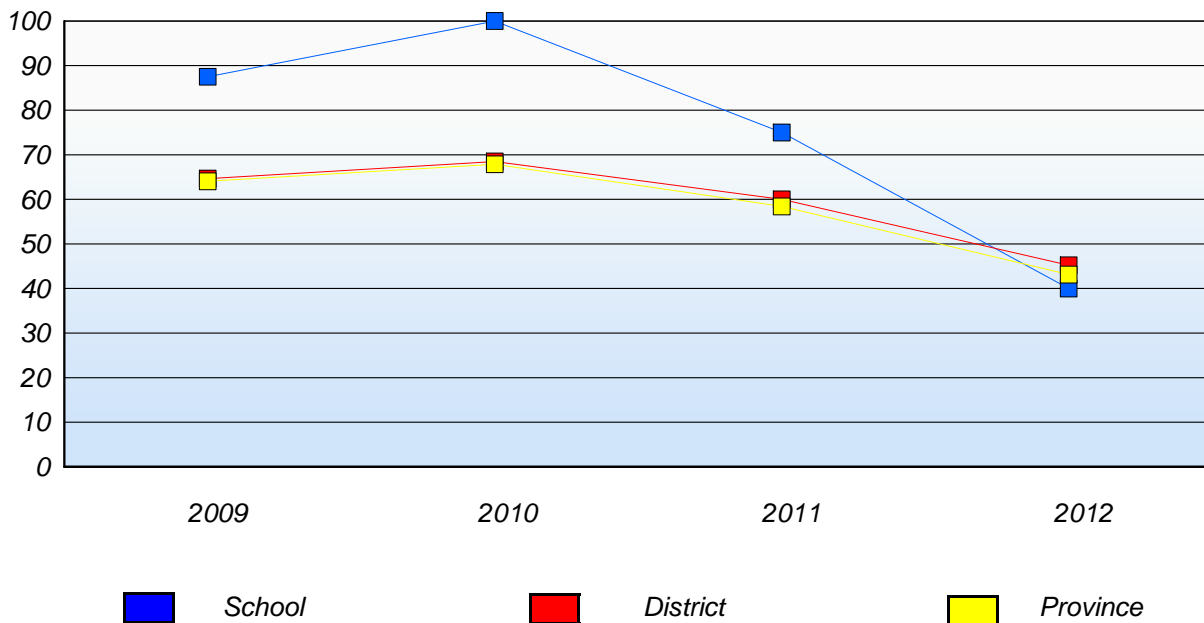
**District 4 - Eastern**

School #: 433 Tricon Elementary

**Demand Writing**  
Percentage of students at level 3 or above (2009 - 2012)



**Reading**  
Percentage of students at level 3 or above (2009 - 2012)



\* In some cases, CRT numbers may exceed AGR numbers based on late enrolments. Pie chart is based on the number of students who wrote the CRT.

\* French Immersion students not included

\* Reading score is composite of Non-Fiction and Poet.

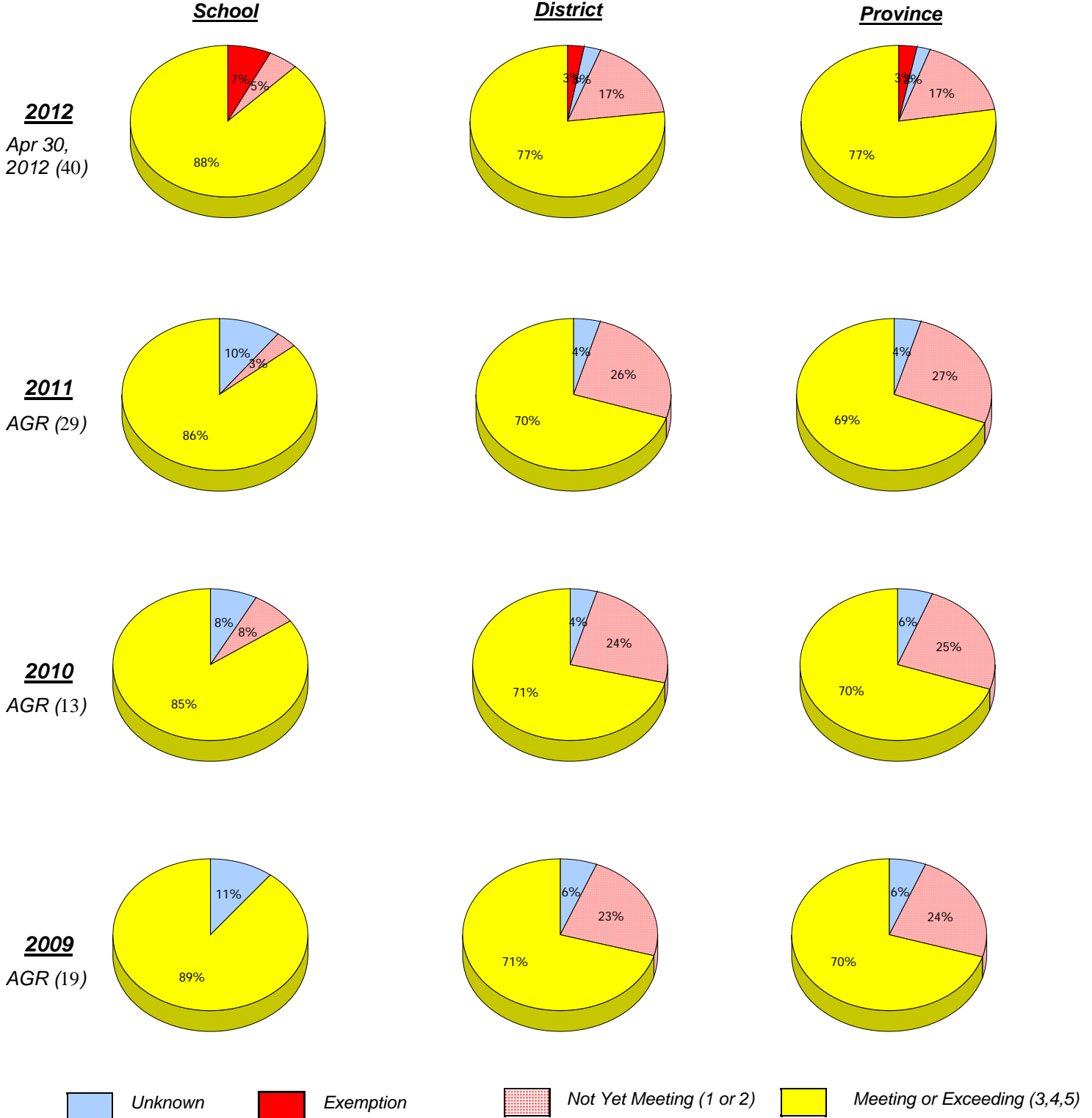
Mushuau Innu Natuashish School and Sheshatshiu Innu School are excluded from district and provincial results.

Source: Division of Evaluation and Research, Department of Education.

District 4 - Eastern

School #: 435 St. Anne's Academy

**Demand Writing**



\* In some cases, CRT numbers may exceed AGR numbers based on late enrolments. Pie chart is based on the number of students who wrote the CRT.

\* French Immersion students not included

\* Reading score is composite of Non-Fiction and Poet.

Mushuau Innu Natuashish School and Sheshatshiu Innu School are excluded from district and provincial results.

Source: Division of Evaluation and Research, Department of Education.

**District 4 - Eastern**

School #: 435 St. Anne's Academy

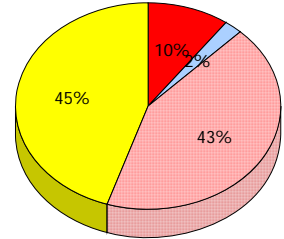
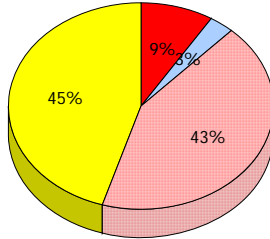
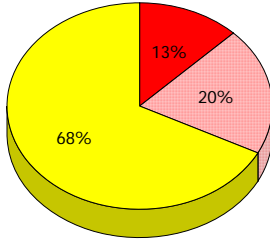
**Reading**

**School**

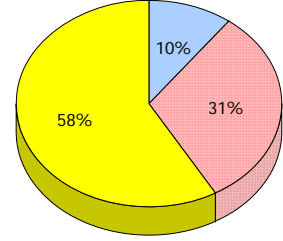
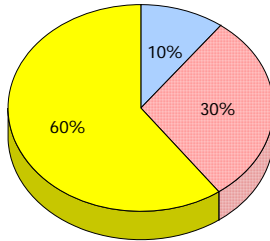
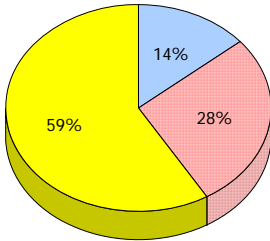
**District**

**Province**

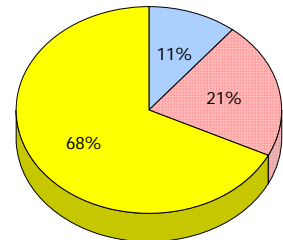
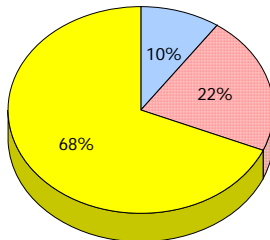
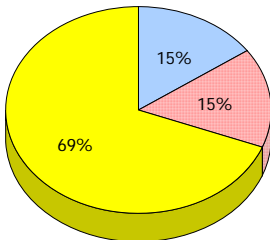
**2012**  
Apr 30,  
2012 (40)



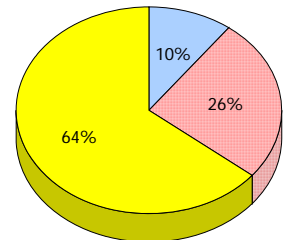
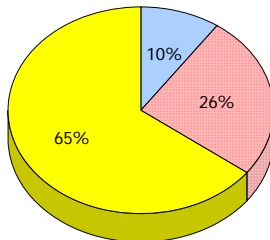
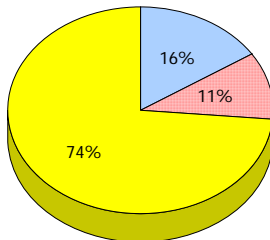
**2011**  
AGR (29)



**2010**  
AGR (13)



**2009**  
AGR (19)



Unknown
  Exemption
  Not Yet Meeting (1 or 2)
  Meeting or Exceeding (3,4,5)

\* In some cases, CRT numbers may exceed AGR numbers based on late enrolments. Pie chart is based on the number of students who wrote the CRT.

\* French Immersion students not included

\* Reading score is composite of Non-Fiction and Poet.

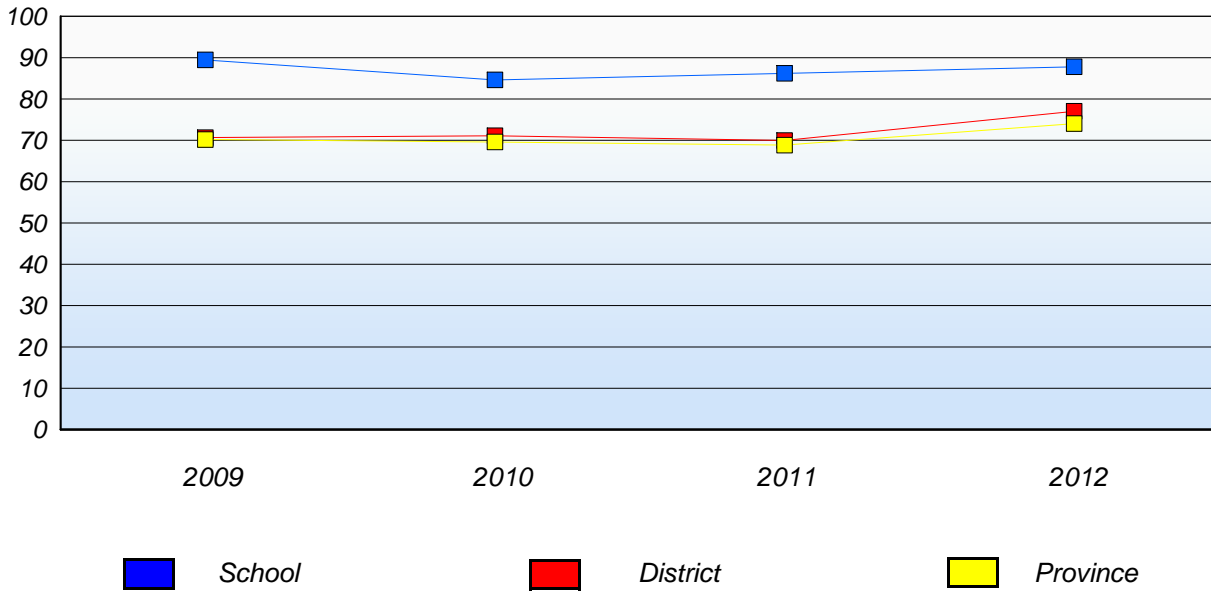
Mushuau Innu Natuashish School and Sheshatshiu Innu School are excluded from district and provincial results.

Source: Division of Evaluation and Research, Department of Education.

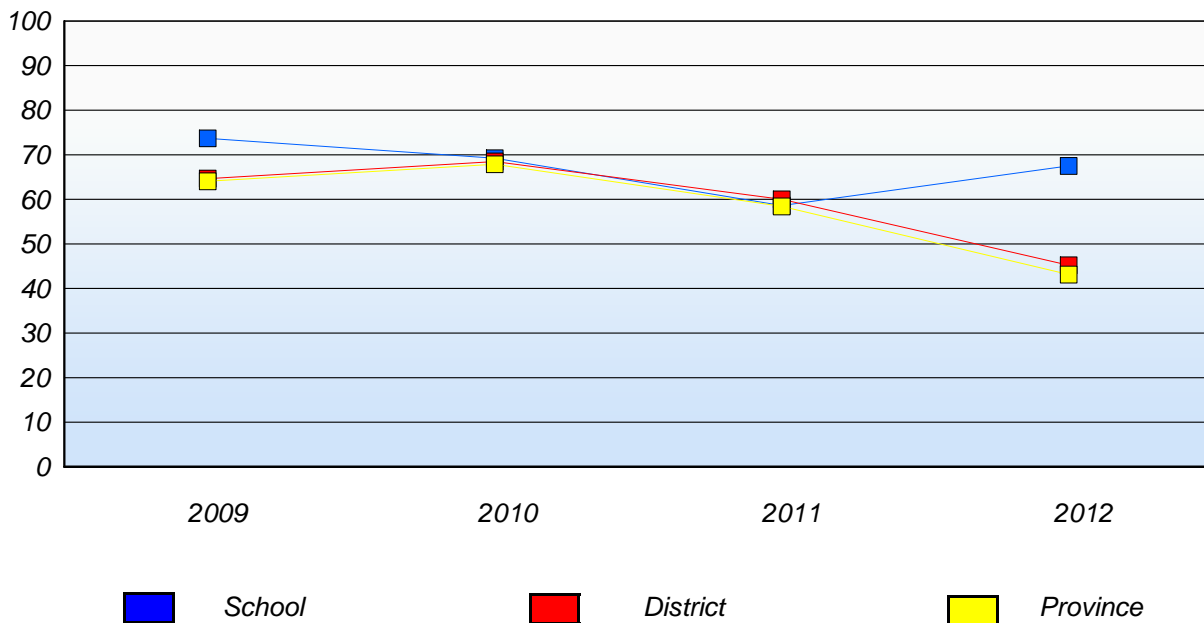
**District 4 - Eastern**

School #: 435 St. Anne's Academy

**Demand Writing**  
Percentage of students at level 3 or above (2009 - 2012)



**Reading**  
Percentage of students at level 3 or above (2009 - 2012)



\* In some cases, CRT numbers may exceed AGR numbers based on late enrolments. Pie chart is based on the number of students who wrote the CRT.

\* French Immersion students not included

\* Reading score is composite of Non-Fiction and Poet.

Mushuau Innu Natuashish School and Sheshatshiu Innu School are excluded from district and provincial results.

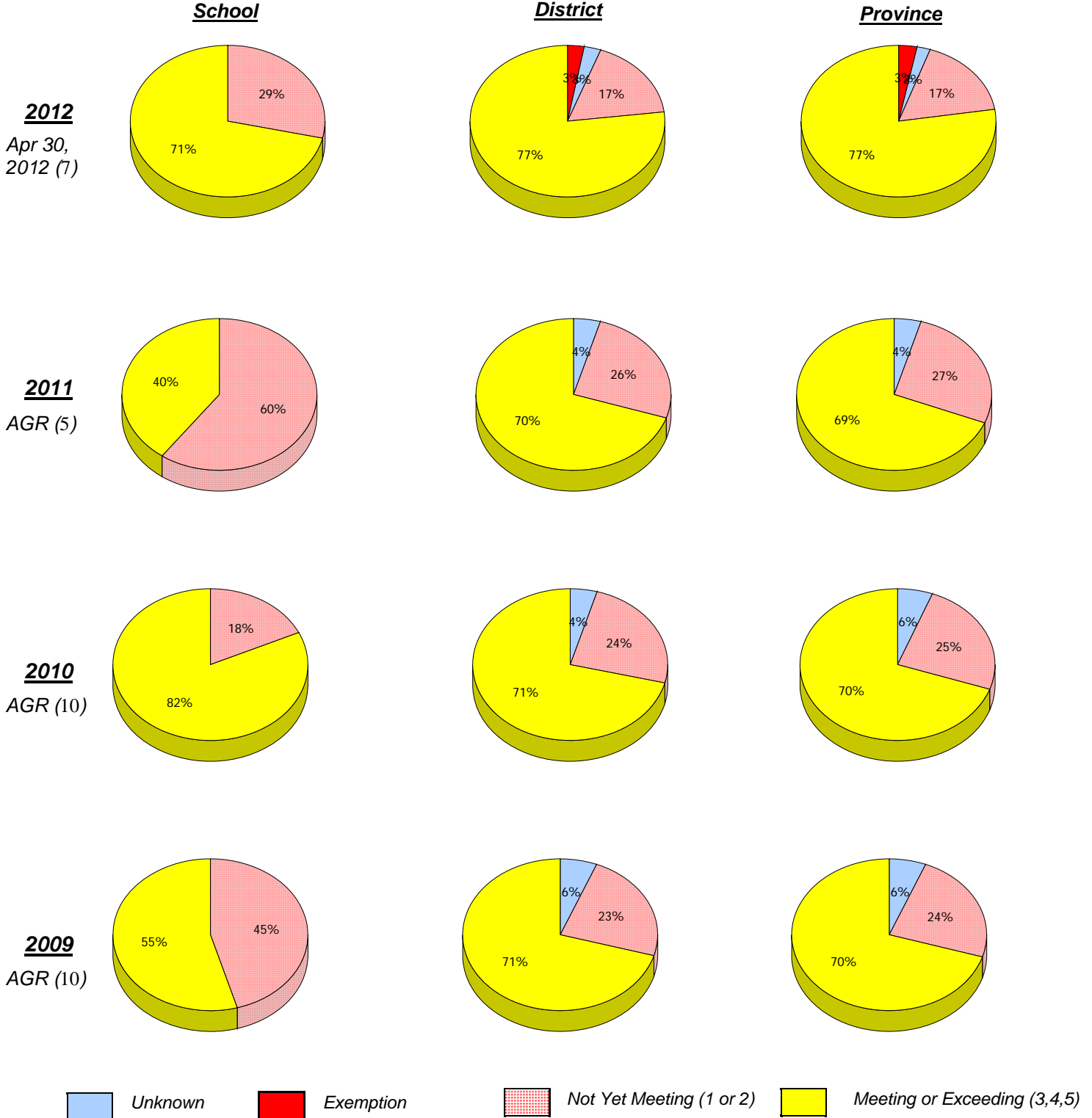
Source: Division of Evaluation and Research, Department of Education.

**Primary English Language Arts  
4 Year Provincial Assessment, June 2012  
School Report Rubrics  
(average scores)**

**District 4 - Eastern**

School #: 438 Epiphany Elementary

***Demand Writing***



\* In some cases, CRT numbers may exceed AGR numbers based on late enrolments. Pie chart is based on the number of students who wrote the CRT.

\* French Immersion students not included

\* Reading score is composite of Non-Fiction and Poet.

Mushuau Innu Natuashish School and Sheshatshiu Innu School are excluded from district and provincial results.

Source: Division of Evaluation and Research, Department of Education.

**District 4 - Eastern**

School #: 438 Epiphany Elementary

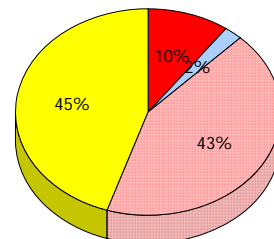
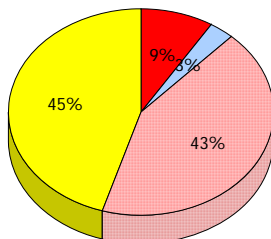
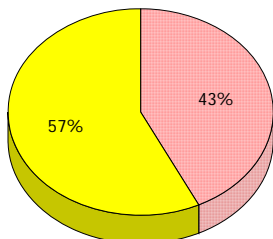
**Reading**

**School**

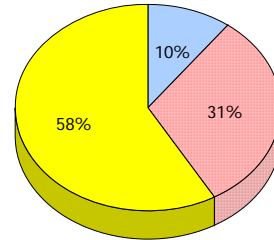
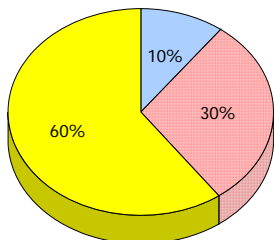
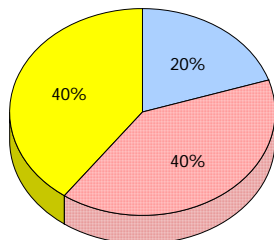
**District**

**Province**

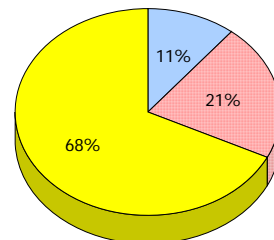
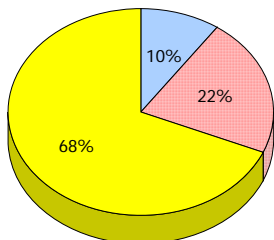
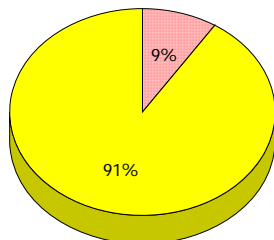
**2012**  
Apr 30,  
2012 (7)



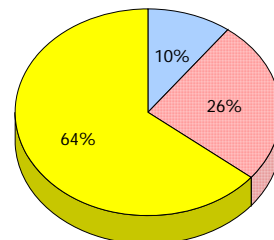
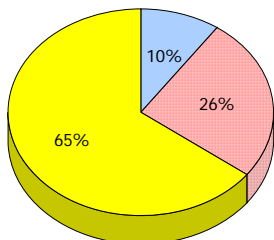
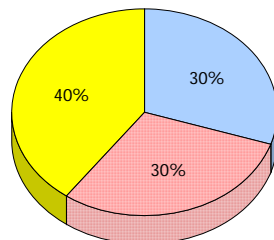
**2011**  
AGR (5)



**2010**  
AGR (10)



**2009**  
AGR (10)



*Unknown*     
  *Exemption*     
  *Not Yet Meeting (1 or 2)*     
  *Meeting or Exceeding (3,4,5)*

\* In some cases, CRT numbers may exceed AGR numbers based on late enrolments. Pie chart is based on the number of students who wrote the CRT.

\* French Immersion students not included

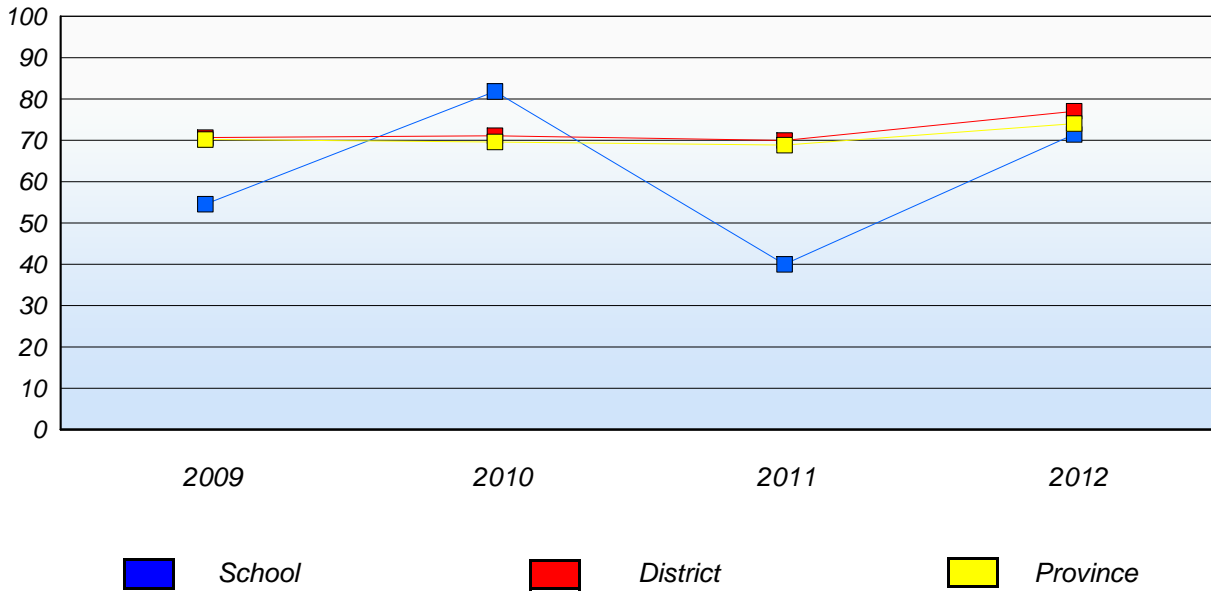
\* Reading score is composite of Non-Fiction and Poet.

Mushuau Innu Natuashish School and Sheshatshiu Innu School are excluded from district and provincial results.

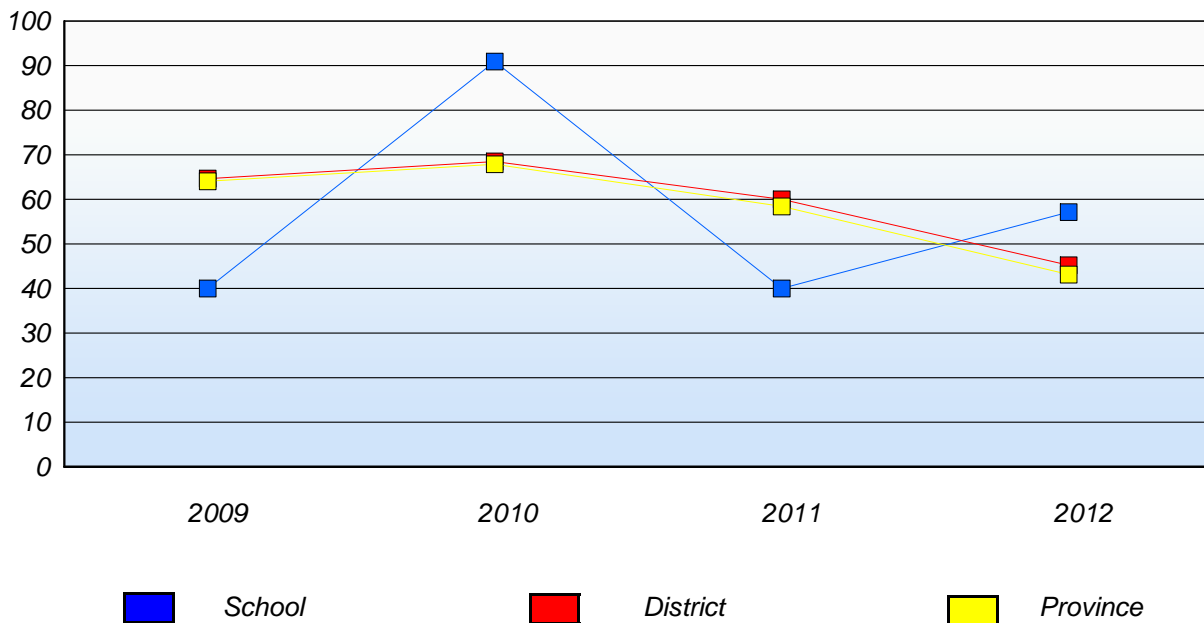
**District 4 - Eastern**

School #: 438 Epiphany Elementary

**Demand Writing**  
Percentage of students at level 3 or above (2009 - 2012)



**Reading**  
Percentage of students at level 3 or above (2009 - 2012)



\* In some cases, CRT numbers may exceed AGR numbers based on late enrolments. Pie chart is based on the number of students who wrote the CRT.

\* French Immersion students not included

\* Reading score is composite of Non-Fiction and Poet.

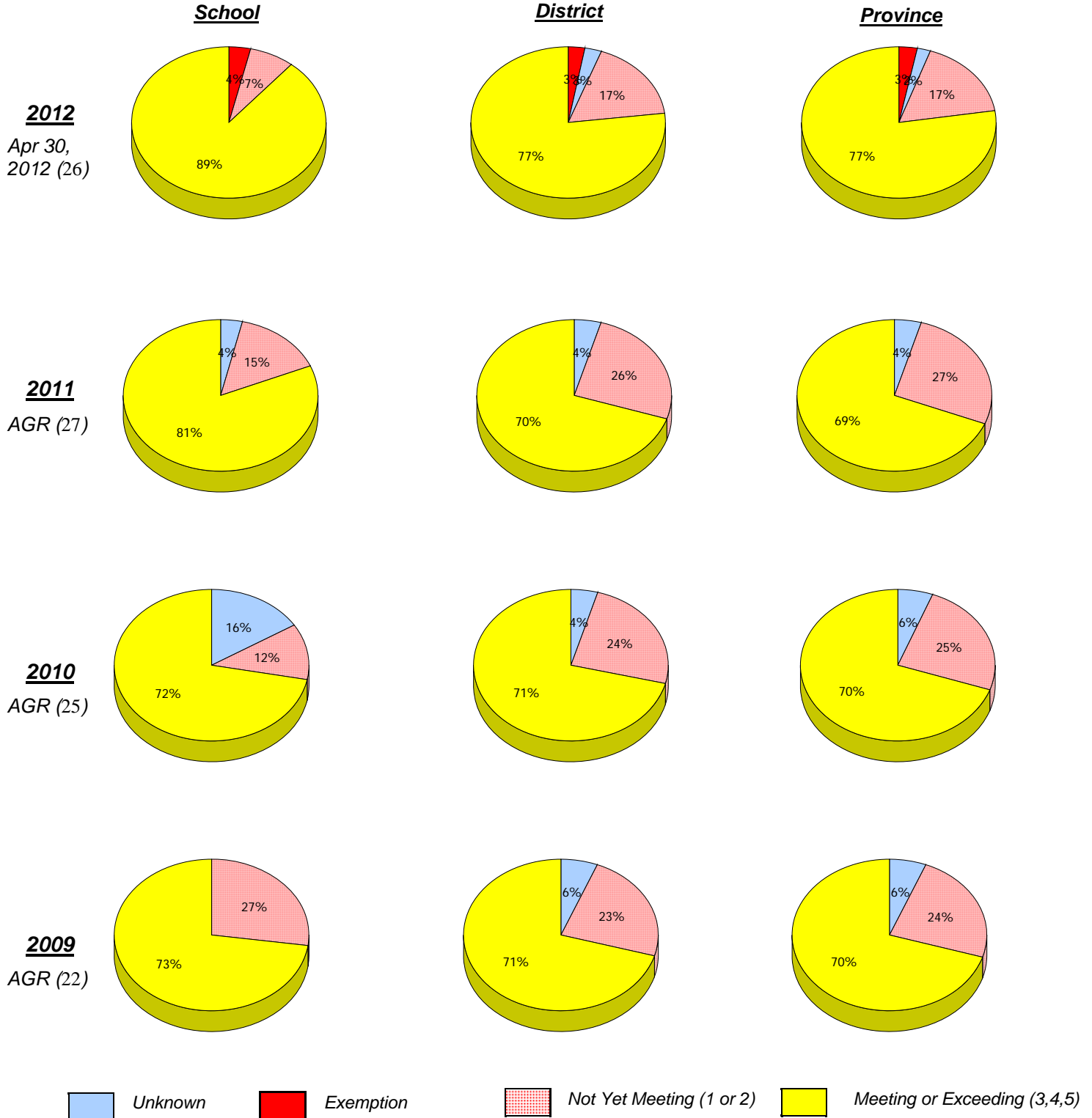
Mushuau Innu Natuashish School and Sheshatshiu Innu School are excluded from district and provincial results.

Source: Division of Evaluation and Research, Department of Education.

**District 4 - Eastern**

School #: 442 Persalvic Elementary

**Demand Writing**



\* In some cases, CRT numbers may exceed AGR numbers based on late enrolments. Pie chart is based on the number of students who wrote the CRT.

\* French Immersion students not included

\* Reading score is composite of Non-Fiction and Poet.

Mushuau Innu Natuashish School and Sheshatshiu Innu School are excluded from district and provincial results.

Source: Division of Evaluation and Research, Department of Education.



**Primary English Language Arts  
4 Year Provincial Assessment, June 2012  
School Report Rubrics  
(average scores)**

**District 4 - Eastern**

School #: 442    Persalvic Elementary

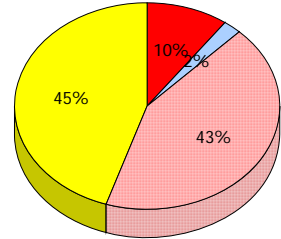
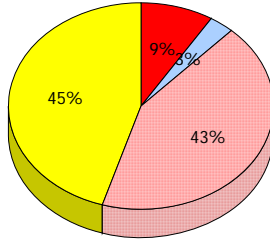
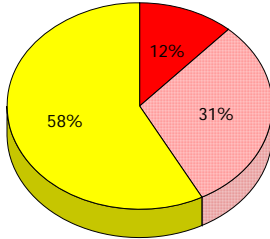
**Reading**

**School**

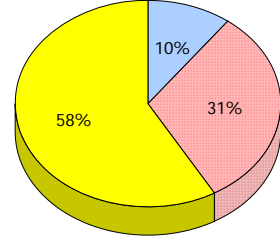
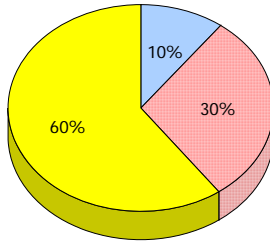
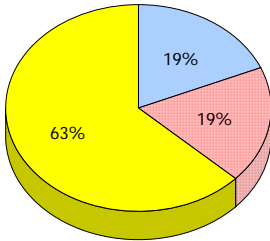
**District**

**Province**

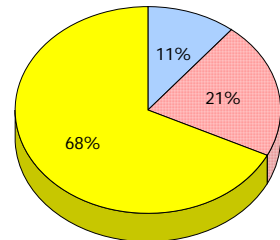
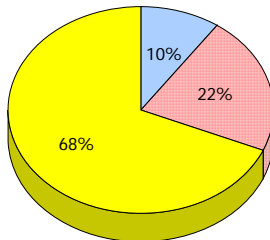
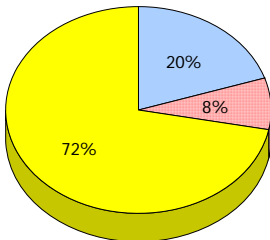
**2012**  
Apr 30,  
2012 (26)



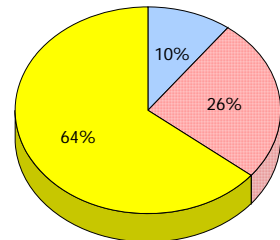
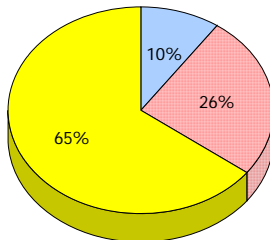
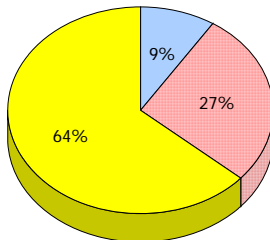
**2011**  
AGR (27)



**2010**  
AGR (25)



**2009**  
AGR (22)



*Unknown*     
  *Exemption*     
  *Not Yet Meeting (1 or 2)*     
  *Meeting or Exceeding (3,4,5)*

\* In some cases, CRT numbers may exceed AGR numbers based on late enrolments. Pie chart is based on the number of students who wrote the CRT.

\* French Immersion students not included

\* Reading score is composite of Non-Fiction and Poet.

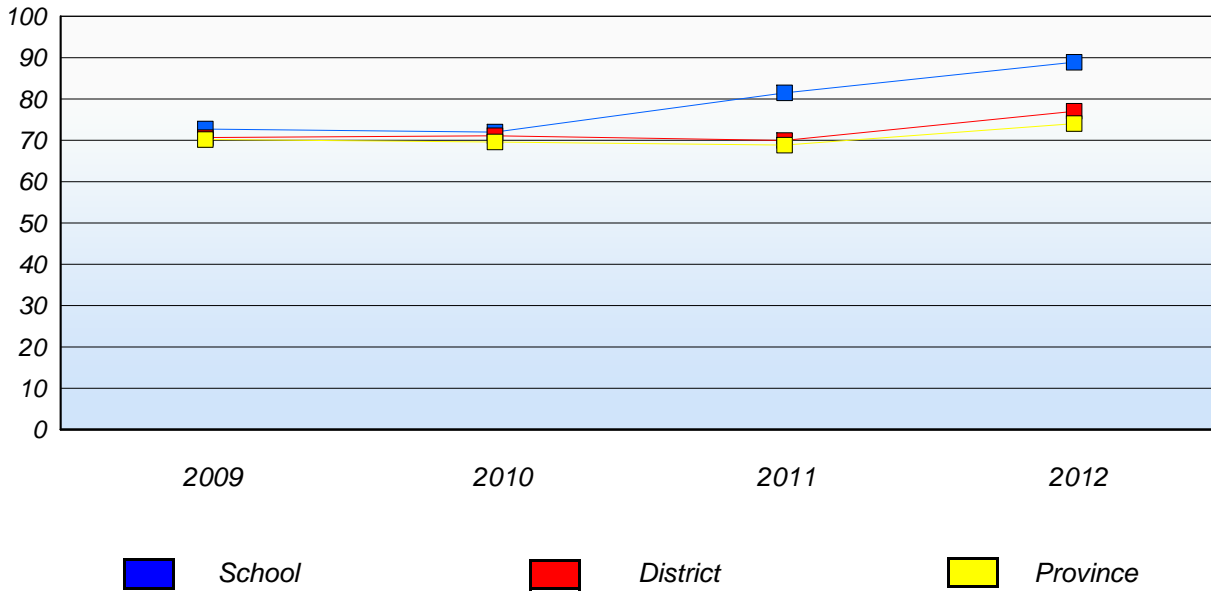
Mushuau Innu Natuashish School and Sheshatshiu Innu School are excluded from district and provincial results.

Source: Division of Evaluation and Research, Department of Education.

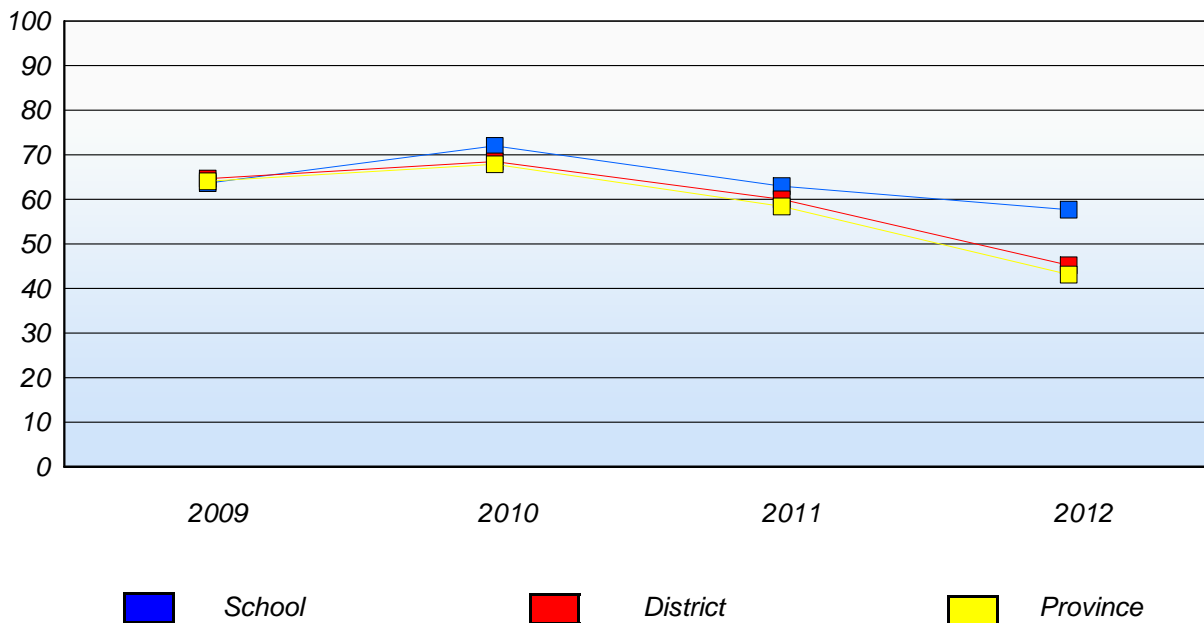
**District 4 - Eastern**

School #: 442    Persalvic Elementary

**Demand Writing**  
Percentage of students at level 3 or above (2009 - 2012)



**Reading**  
Percentage of students at level 3 or above (2009 - 2012)



\* In some cases, CRT numbers may exceed AGR numbers based on late enrolments. Pie chart is based on the number of students who wrote the CRT.

\* French Immersion students not included

\* Reading score is composite of Non-Fiction and Poet.

Mushuau Innu Natuashish School and Sheshatshiu Innu School are excluded from district and provincial results.

Source: Division of Evaluation and Research, Department of Education.

District 4 - Eastern

School #: 444 Cabot Academy

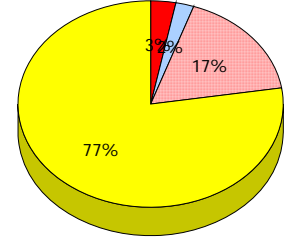
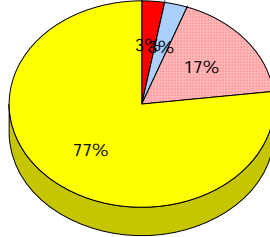
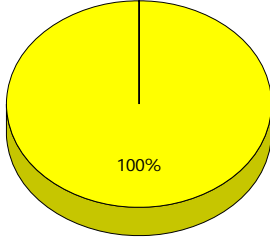
**Demand Writing**

**School**

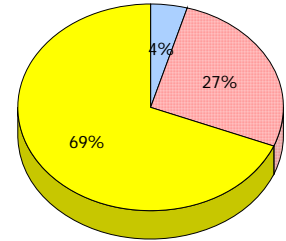
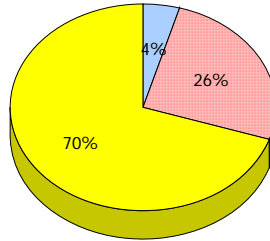
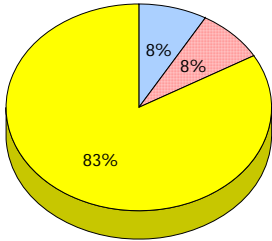
**District**

**Province**

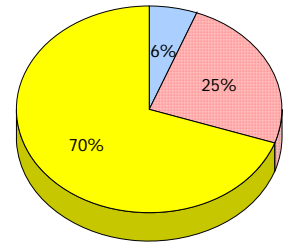
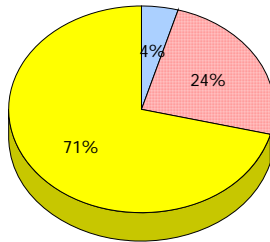
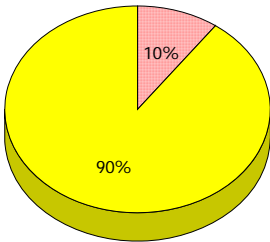
**2012**  
Apr 30,  
2012 (9)



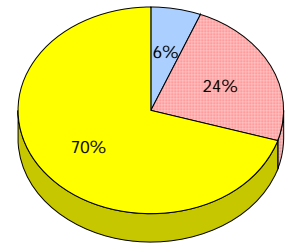
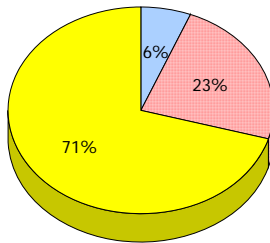
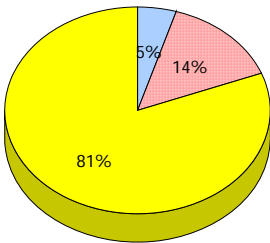
**2011**  
AGR (12)



**2010**  
AGR (10)



**2009**  
AGR (21)



Unknown
  Exemption
  Not Yet Meeting (1 or 2)
  Meeting or Exceeding (3,4,5)

\* In some cases, CRT numbers may exceed AGR numbers based on late enrolments. Pie chart is based on the number of students who wrote the CRT.

\* French Immersion students not included

\* Reading score is composite of Non-Fiction and Poet.

Mushuau Innu Natuashish School and Sheshatshiu Innu School are excluded from district and provincial results.

Source: Division of Evaluation and Research, Department of Education.

District 4 - Eastern

School #: 444 Cabot Academy

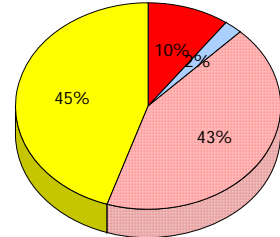
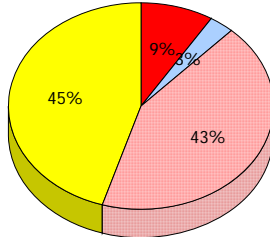
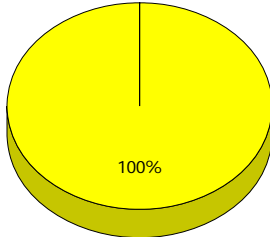
**Reading**

**School**

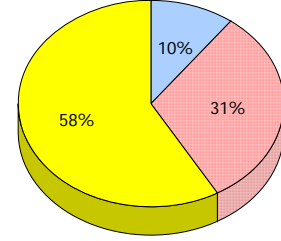
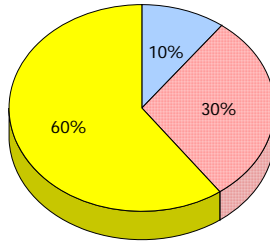
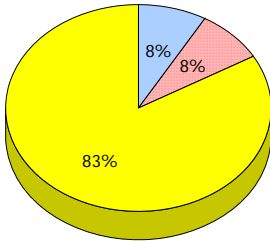
**District**

**Province**

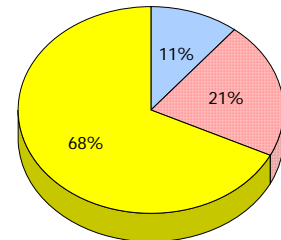
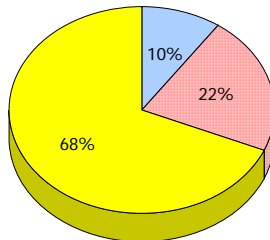
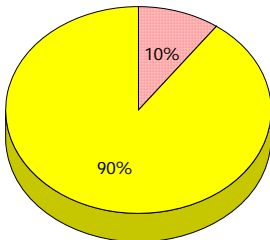
**2012**  
Apr 30,  
2012 (9)



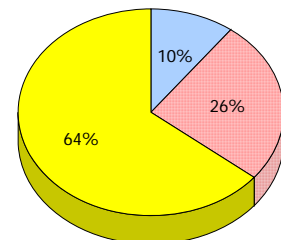
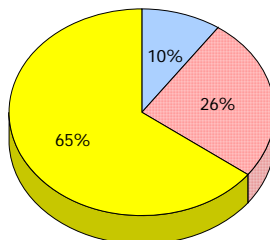
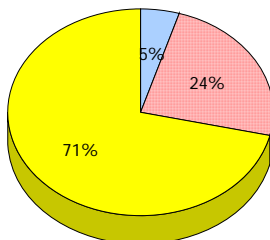
**2011**  
AGR (12)



**2010**  
AGR (10)



**2009**  
AGR (21)



Unknown
  Exemption
  Not Yet Meeting (1 or 2)
  Meeting or Exceeding (3,4,5)

\* In some cases, CRT numbers may exceed AGR numbers based on late enrolments. Pie chart is based on the number of students who wrote the CRT.

\* French Immersion students not included

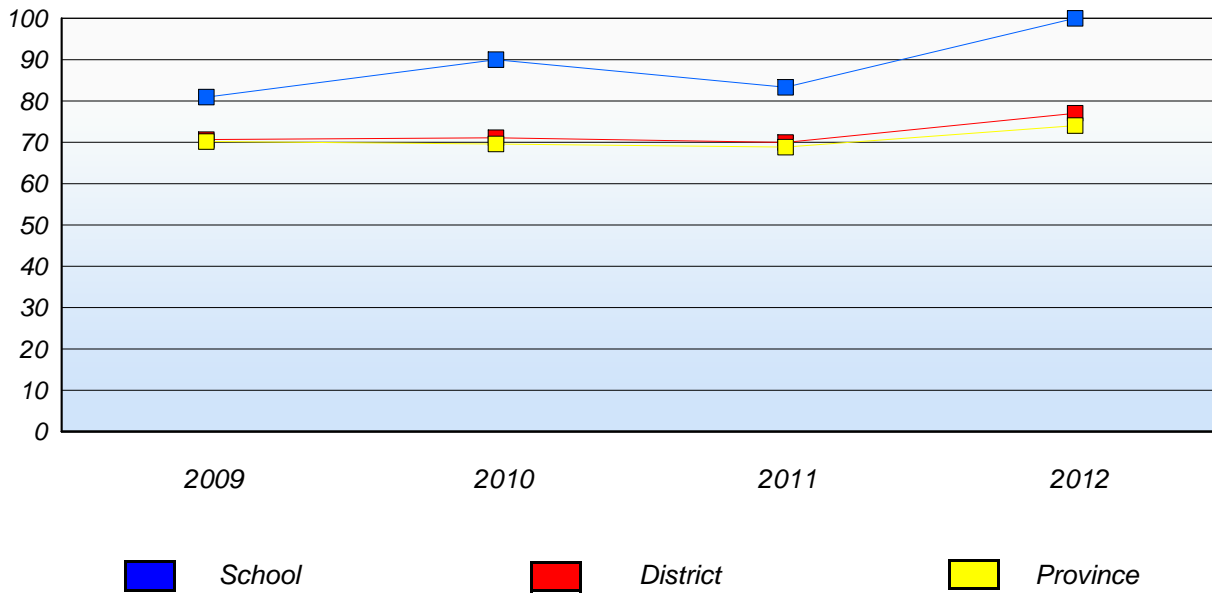
\* Reading score is composite of Non-Fiction and Poet.

Mushuau Innu Natuashish School and Sheshatshiu Innu School are excluded from district and provincial results.

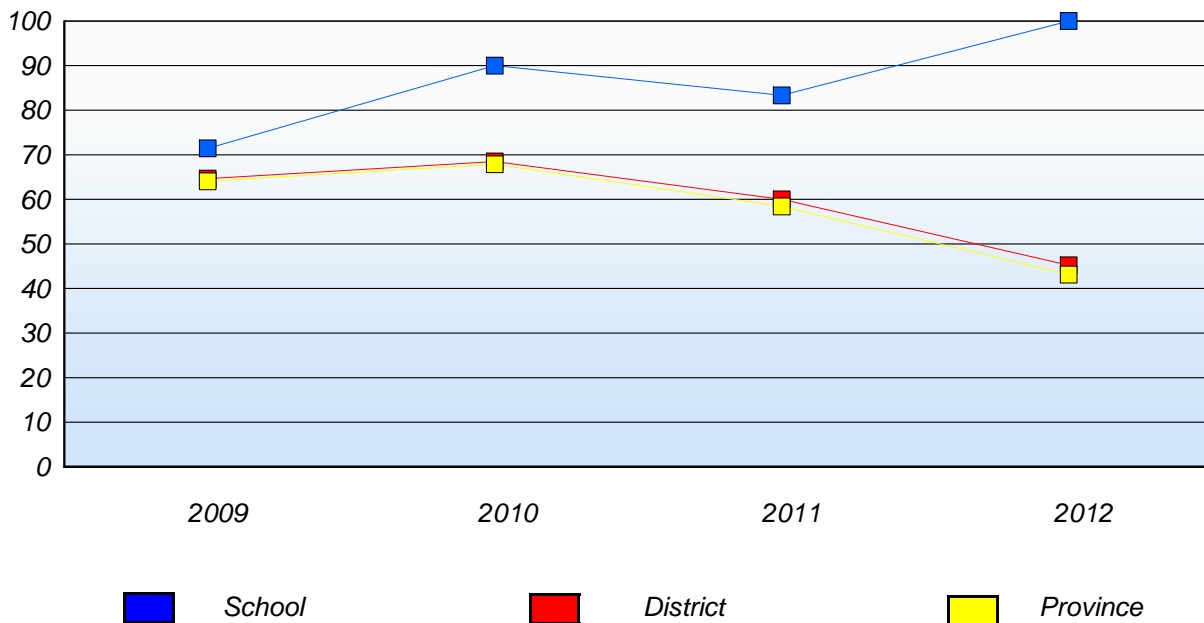
**District 4 - Eastern**

School #: 444 Cabot Academy

**Demand Writing**  
Percentage of students at level 3 or above (2009 - 2012)



**Reading**  
Percentage of students at level 3 or above (2009 - 2012)



\* In some cases, CRT numbers may exceed AGR numbers based on late enrolments. Pie chart is based on the number of students who wrote the CRT.

\* French Immersion students not included

\* Reading score is composite of Non-Fiction and Poet.

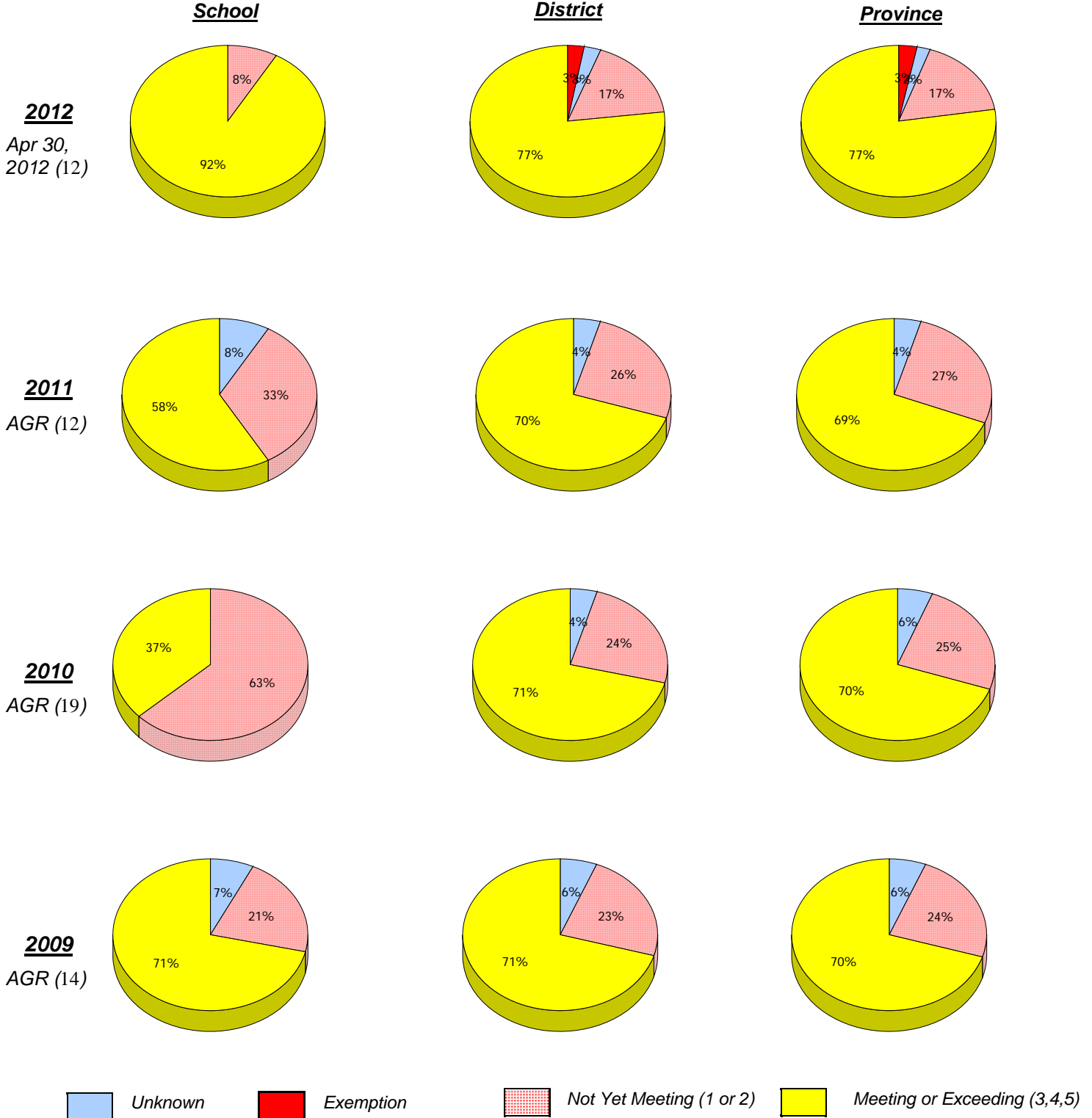
Mushuau Innu Natuashish School and Sheshatshiu Innu School are excluded from district and provincial results.

Source: Division of Evaluation and Research, Department of Education.

District 4 - Eastern

School #: 446 Whitbourne Elementary

**Demand Writing**



\* In some cases, CRT numbers may exceed AGR numbers based on late enrolments. Pie chart is based on the number of students who wrote the CRT.

\* French Immersion students not included

\* Reading score is composite of Non-Fiction and Poet.

Mushuau Innu Natuashish School and Sheshatshiu Innu School are excluded from district and provincial results.

Source: Division of Evaluation and Research, Department of Education.

**District 4 - Eastern**

School #: 446 Whitbourne Elementary

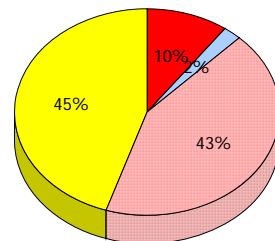
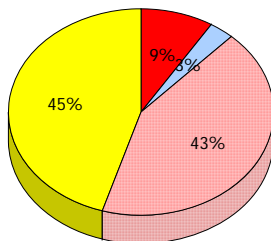
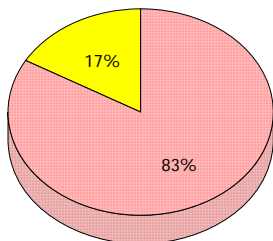
**Reading**

**School**

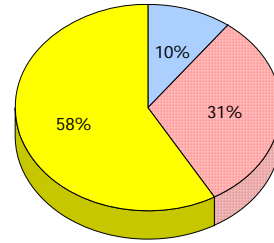
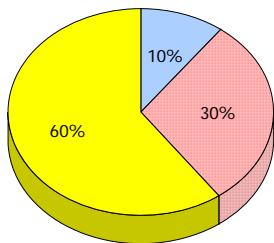
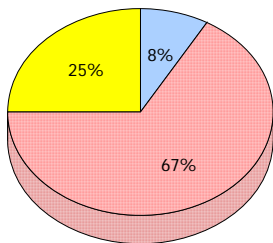
**District**

**Province**

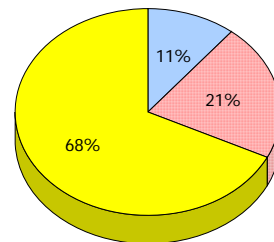
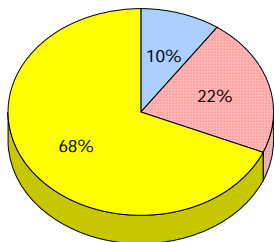
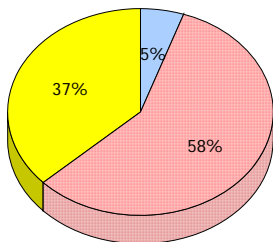
**2012**  
Apr 30,  
2012 (12)



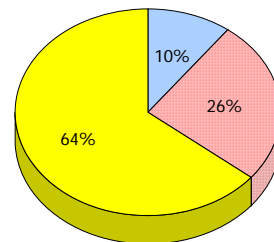
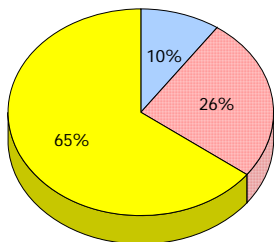
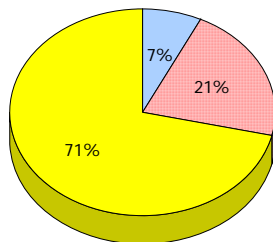
**2011**  
AGR (12)



**2010**  
AGR (19)



**2009**  
AGR (14)



Unknown     
  Exemption     
  Not Yet Meeting (1 or 2)     
  Meeting or Exceeding (3,4,5)

\* In some cases, CRT numbers may exceed AGR numbers based on late enrolments. Pie chart is based on the number of students who wrote the CRT.

\* French Immersion students not included

\* Reading score is composite of Non-Fiction and Poet.

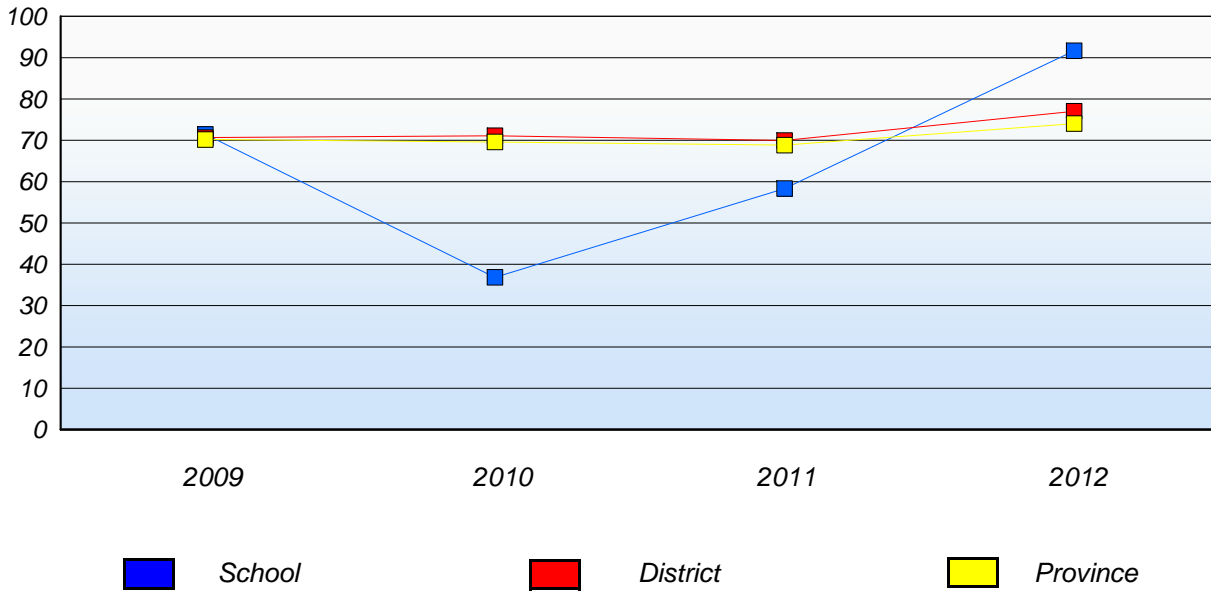
Mushuau Innu Natuashish School and Sheshatshiu Innu School are excluded from district and provincial results.

Source: Division of Evaluation and Research, Department of Education.

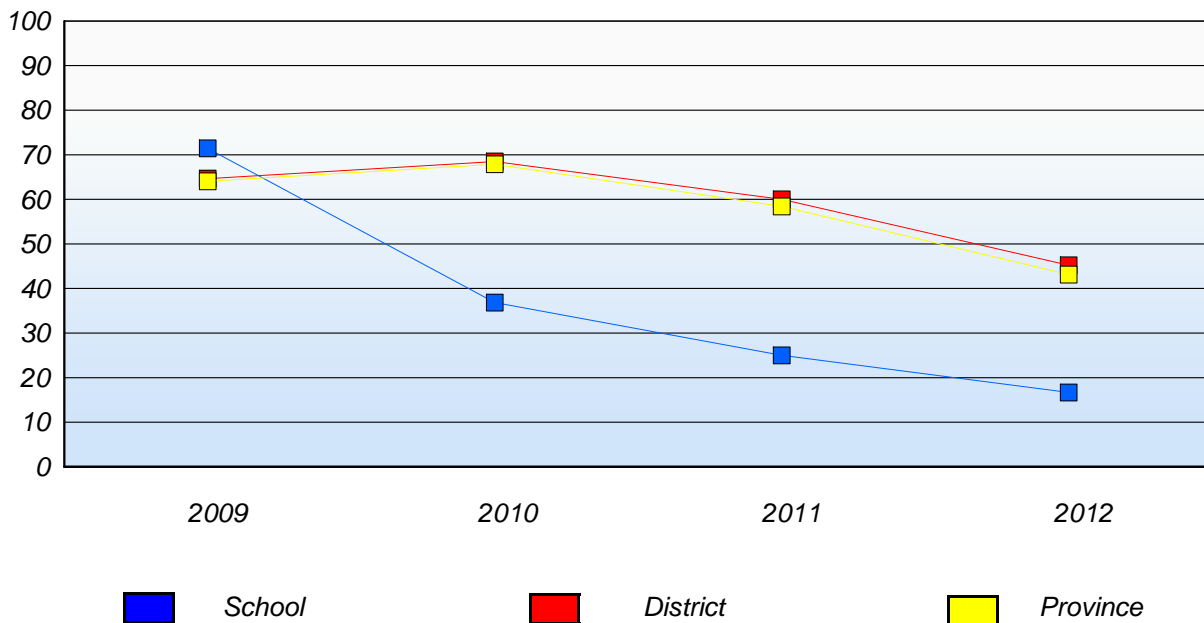
**District 4 - Eastern**

School #: 446 Whitbourne Elementary

**Demand Writing**  
Percentage of students at level 3 or above (2009 - 2012)



**Reading**  
Percentage of students at level 3 or above (2009 - 2012)



\* In some cases, CRT numbers may exceed AGR numbers based on late enrolments. Pie chart is based on the number of students who wrote the CRT.

\* French Immersion students not included

\* Reading score is composite of Non-Fiction and Poet.

Mushuau Innu Natuashish School and Sheshatshiu Innu School are excluded from district and provincial results.

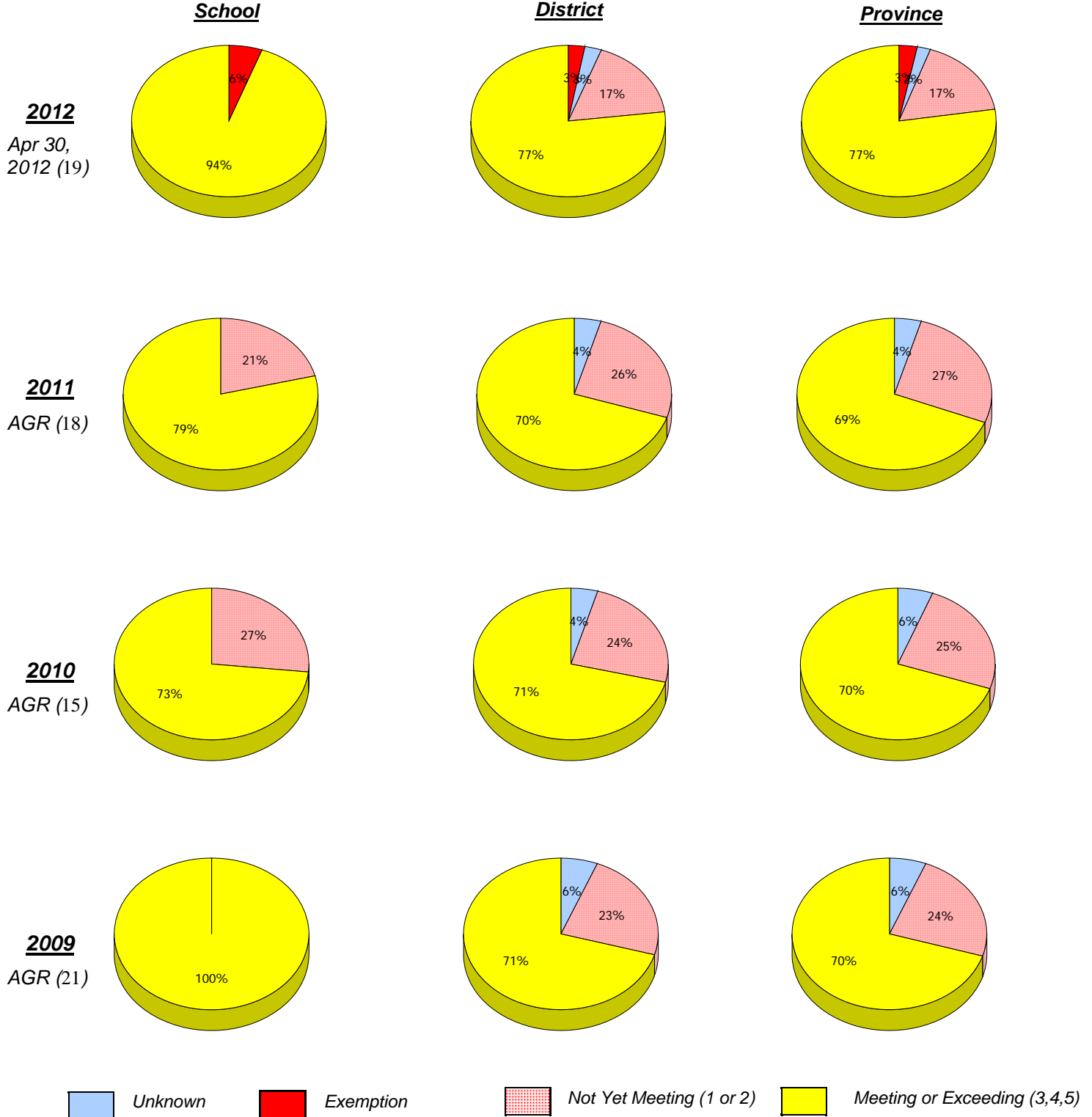
Source: Division of Evaluation and Research, Department of Education.



District 4 - Eastern

School #: 447 Baltimore School Complex

**Demand Writing**



\* In some cases, CRT numbers may exceed AGR numbers based on late enrolments. Pie chart is based on the number of students who wrote the CRT.

\* French Immersion students not included

\* Reading score is composite of Non-Fiction and Poet.

Mushuau Innu Natuashish School and Sheshatshiu Innu School are excluded from district and provincial results.

Source: Division of Evaluation and Research, Department of Education.

**District 4 - Eastern**

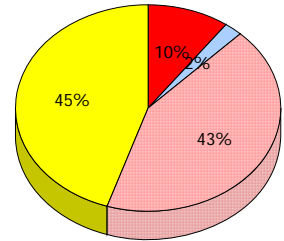
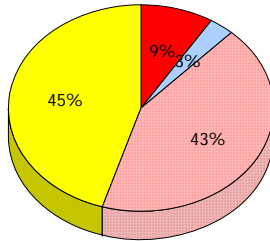
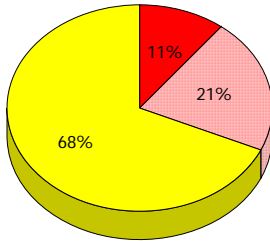
School #: 447    Baltimore School Complex

**Reading**  
**District**

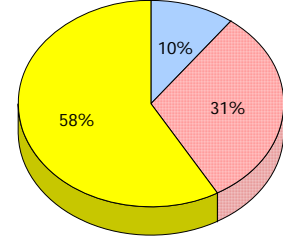
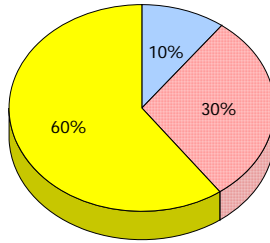
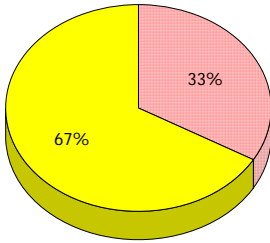
**School**

**Province**

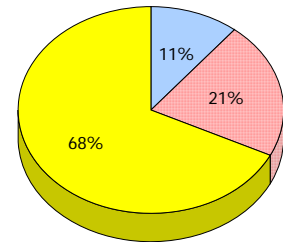
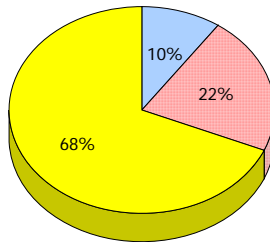
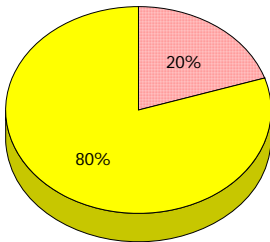
**2012**  
Apr 30,  
2012 (19)



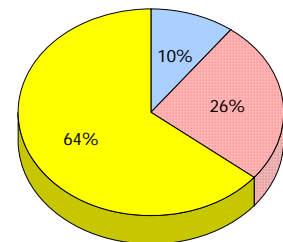
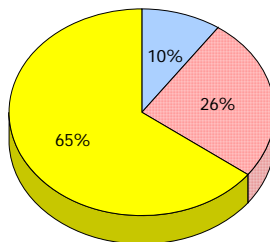
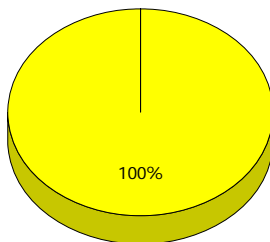
**2011**  
AGR (18)



**2010**  
AGR (15)



**2009**  
AGR (21)



*Unknown*     
  *Exemption*     
  *Not Yet Meeting (1 or 2)*     
  *Meeting or Exceeding (3,4,5)*

\* In some cases, CRT numbers may exceed AGR numbers based on late enrolments. Pie chart is based on the number of students who wrote the CRT.

\* French Immersion students not included

\* Reading score is composite of Non-Fiction and Poet.

Mushuau Innu Natuashish School and Sheshatshiu Innu School are excluded from district and provincial results.

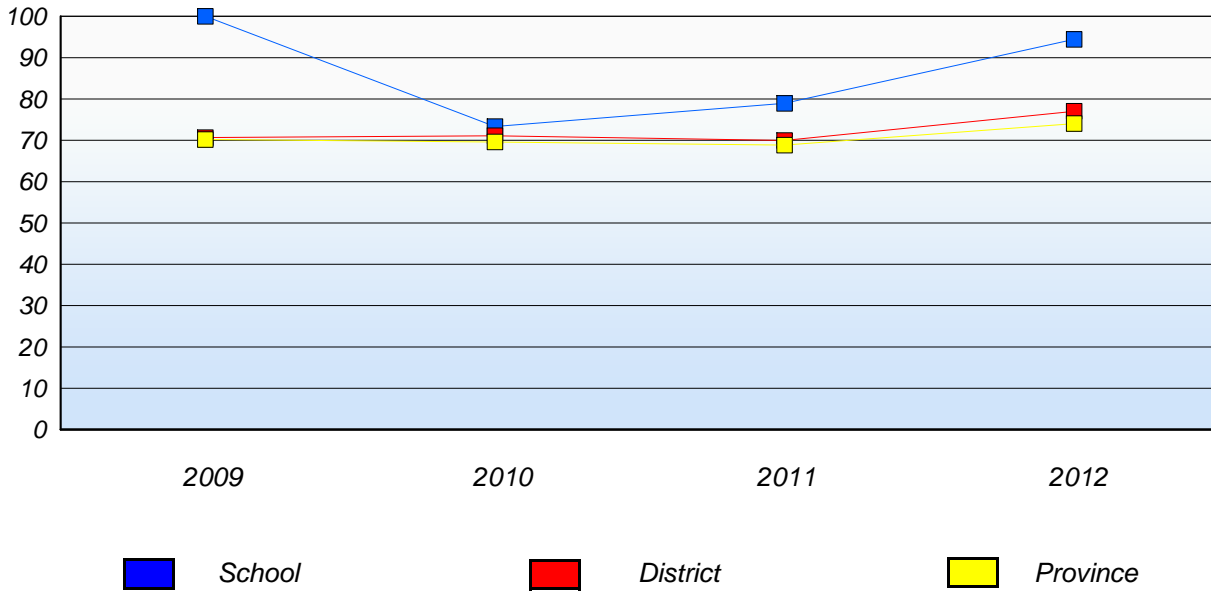
Source: Division of Evaluation and Research, Department of Education.

**Primary English Language Arts  
4 Year Provincial Assessment, June 2012  
School Report Rubrics**  
(average scores)

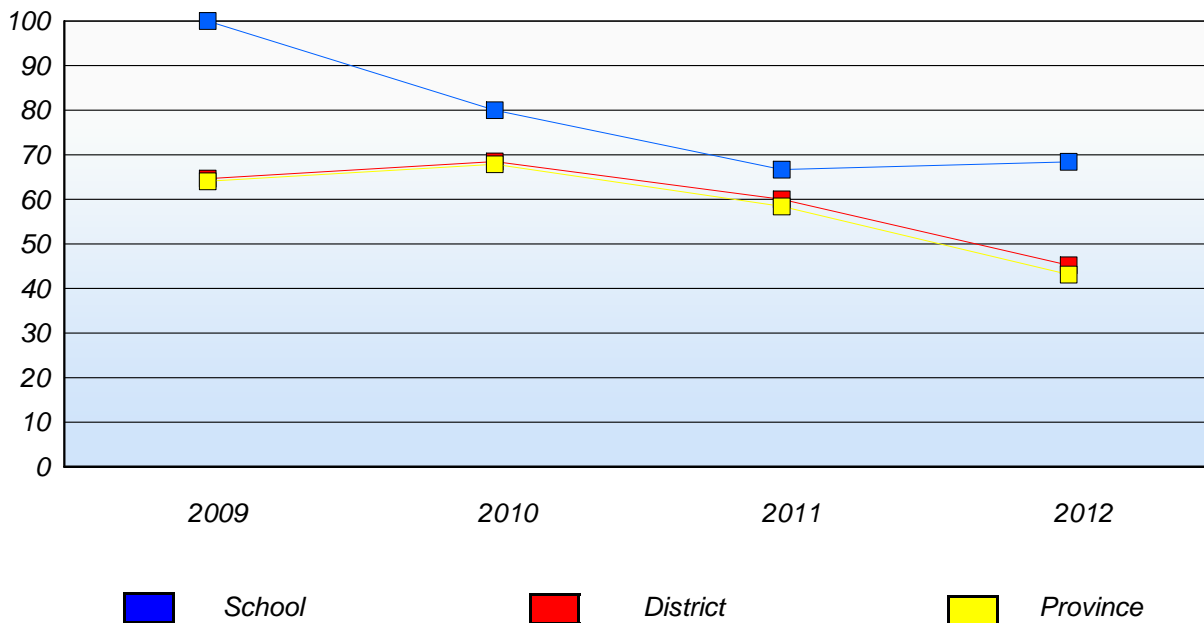
**District 4 - Eastern**

School #: 447    Baltimore School Complex

**Demand Writing**  
Percentage of students at level 3 or above (2009 - 2012)



**Reading**  
Percentage of students at level 3 or above (2009 - 2012)



\* In some cases, CRT numbers may exceed AGR numbers based on late enrolments. Pie chart is based on the number of students who wrote the CRT.

\* French Immersion students not included

\* Reading score is composite of Non-Fiction and Poet.

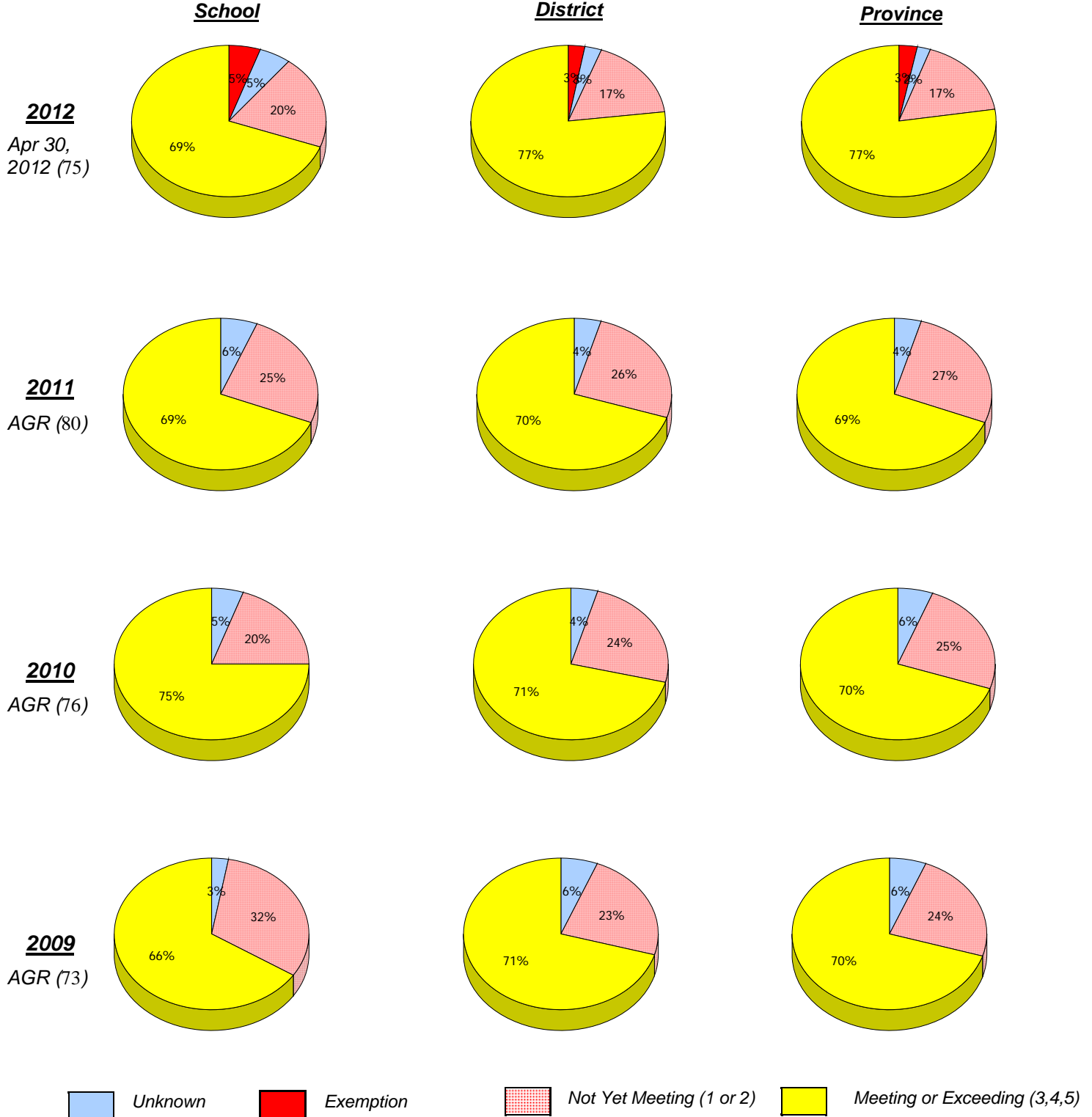
Mushuau Innu Natuashish School and Sheshatshiu Innu School are excluded from district and provincial results.

Source: Division of Evaluation and Research, Department of Education.

District 4 - Eastern

School #: 468 Hazelwood Elementary

**Demand Writing**



\* In some cases, CRT numbers may exceed AGR numbers based on late enrolments. Pie chart is based on the number of students who wrote the CRT.

\* French Immersion students not included

\* Reading score is composite of Non-Fiction and Poet.

Mushuau Innu Natuashish School and Sheshatshiu Innu School are excluded from district and provincial results.

**Primary English Language Arts  
4 Year Provincial Assessment, June 2012  
School Report Rubrics  
(average scores)**

**District 4 - Eastern**

School #: 468 Hazelwood Elementary

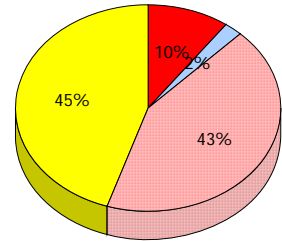
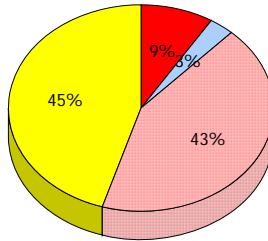
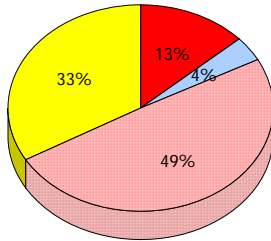
**Reading**

**School**

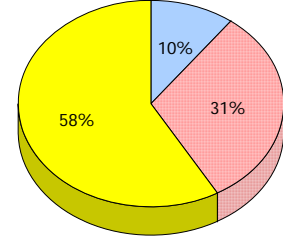
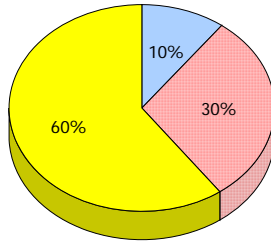
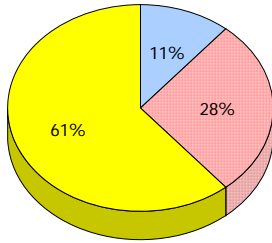
**District**

**Province**

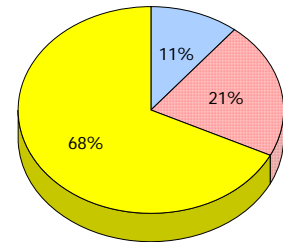
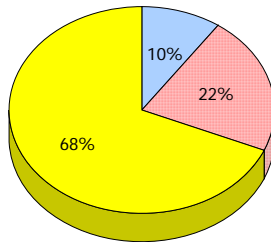
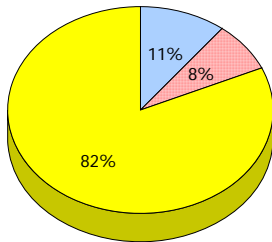
**2012**  
Apr 30,  
2012 (75)



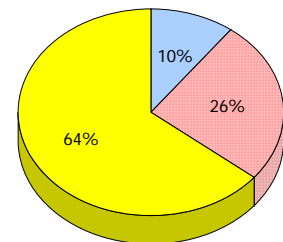
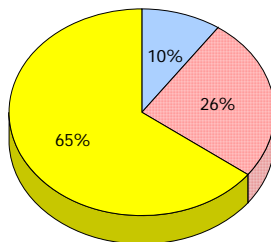
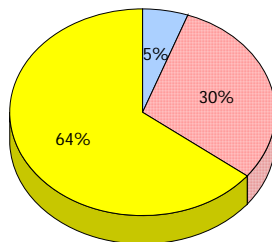
**2011**  
AGR (80)



**2010**  
AGR (76)



**2009**  
AGR (73)



*Unknown*     
  *Exemption*     
  *Not Yet Meeting (1 or 2)*     
  *Meeting or Exceeding (3,4,5)*

\* In some cases, CRT numbers may exceed AGR numbers based on late enrolments. Pie chart is based on the number of students who wrote the CRT.

\* French Immersion students not included

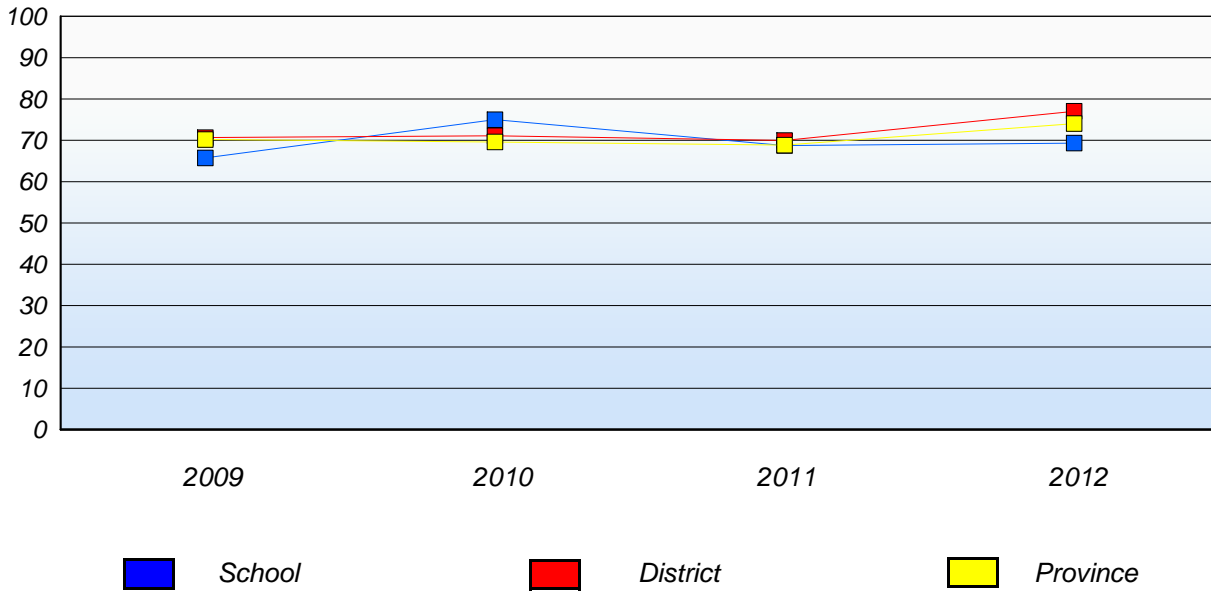
\* Reading score is composite of Non-Fiction and Poet.

Mushuau Innu Natuashish School and Sheshatshiu Innu School are excluded from district and provincial results.

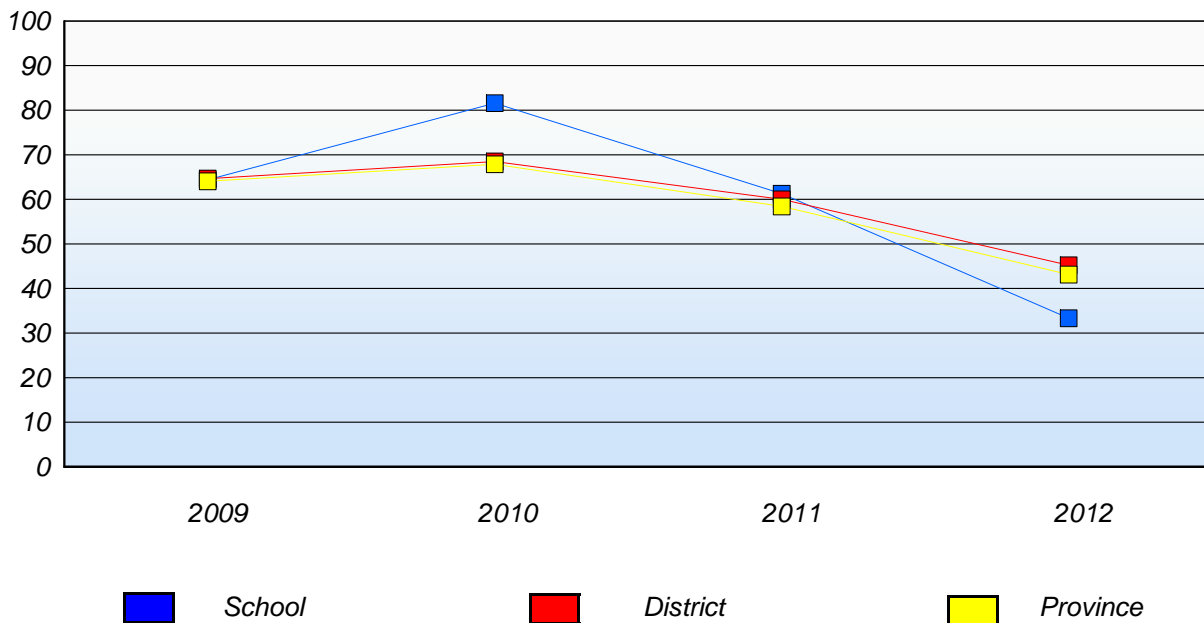
**District 4 - Eastern**

School #: 468 Hazelwood Elementary

**Demand Writing**  
Percentage of students at level 3 or above (2009 - 2012)



**Reading**  
Percentage of students at level 3 or above (2009 - 2012)



\* In some cases, CRT numbers may exceed AGR numbers based on late enrolments. Pie chart is based on the number of students who wrote the CRT.

\* French Immersion students not included

\* Reading score is composite of Non-Fiction and Poet.

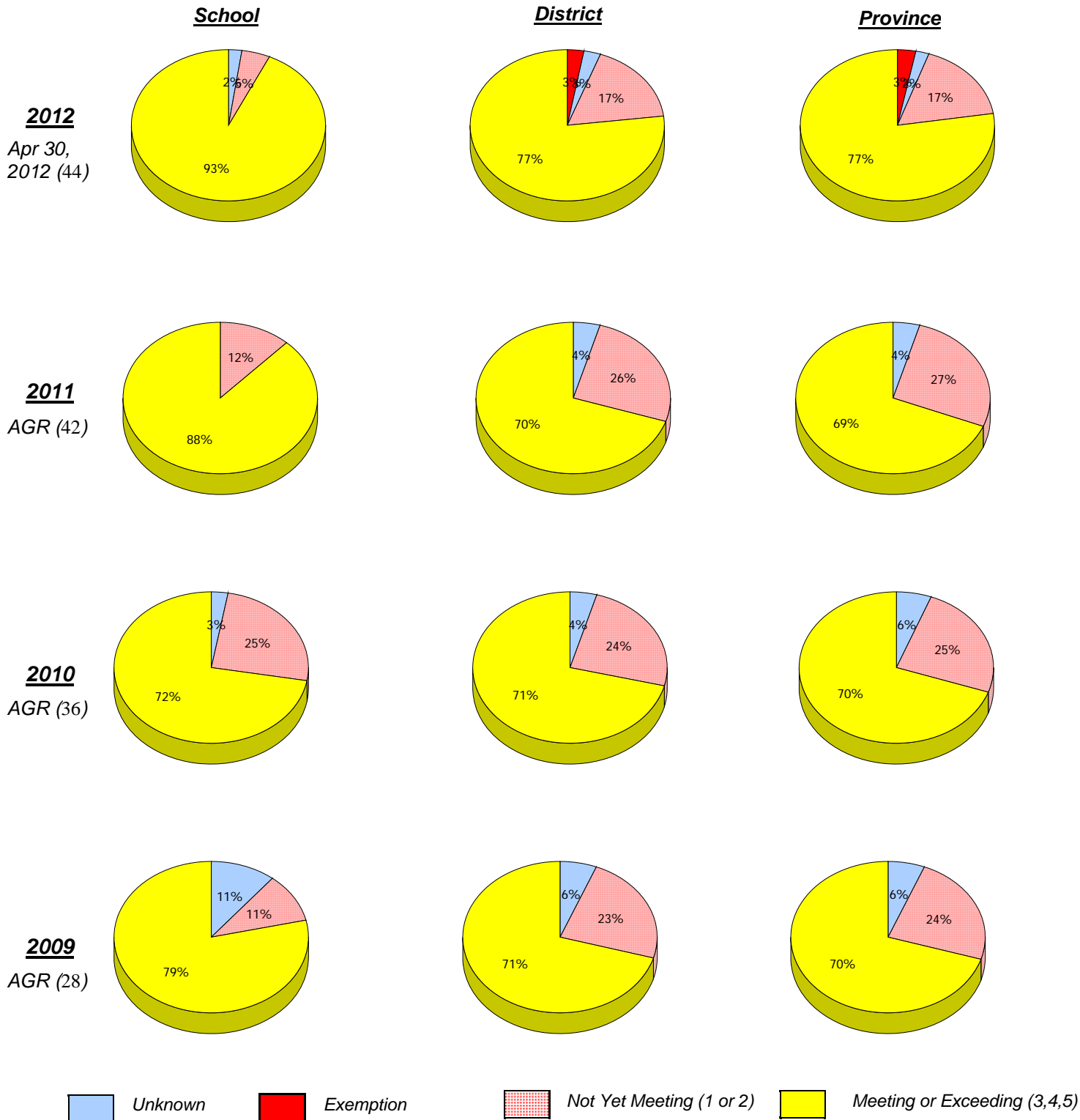
Mushuau Innu Natuashish School and Sheshatshiu Innu School are excluded from district and provincial results.

Source: Division of Evaluation and Research, Department of Education.

**District 4 - Eastern**

School #: 473 Cape St. Francis Elementary

***Demand Writing***



\* In some cases, CRT numbers may exceed AGR numbers based on late enrolments. Pie chart is based on the number of students who wrote the CRT.

\* French Immersion students not included

\* Reading score is composite of Non-Fiction and Poet.

Mushuau Innu Natuashish School and Sheshatshiu Innu School are excluded from district and provincial results.

Source: Division of Evaluation and Research, Department of Education.

**District 4 - Eastern**

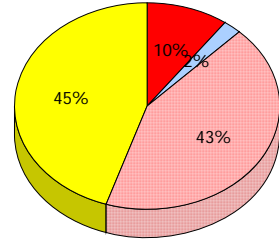
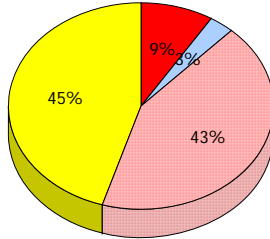
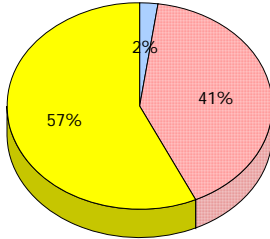
School #: 473 Cape St. Francis Elementary

**Reading  
District**

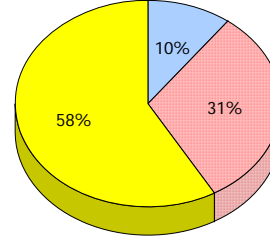
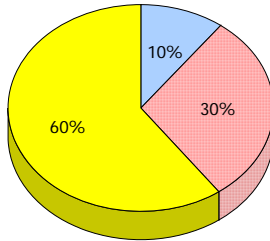
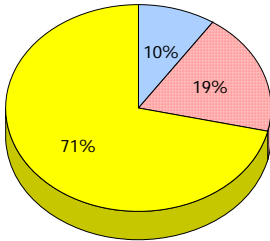
**School**

**Province**

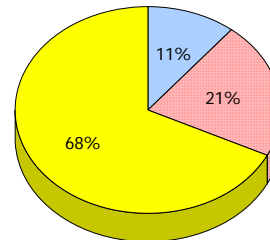
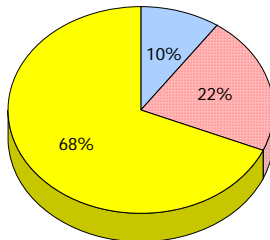
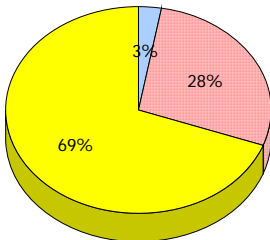
**2012**  
Apr 30,  
2012 (44)



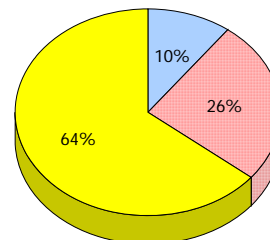
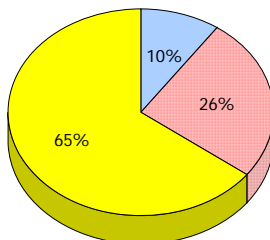
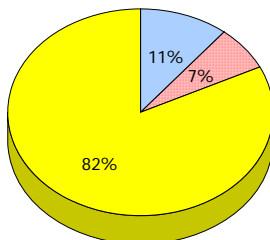
**2011**  
AGR (42)



**2010**  
AGR (36)



**2009**  
AGR (28)



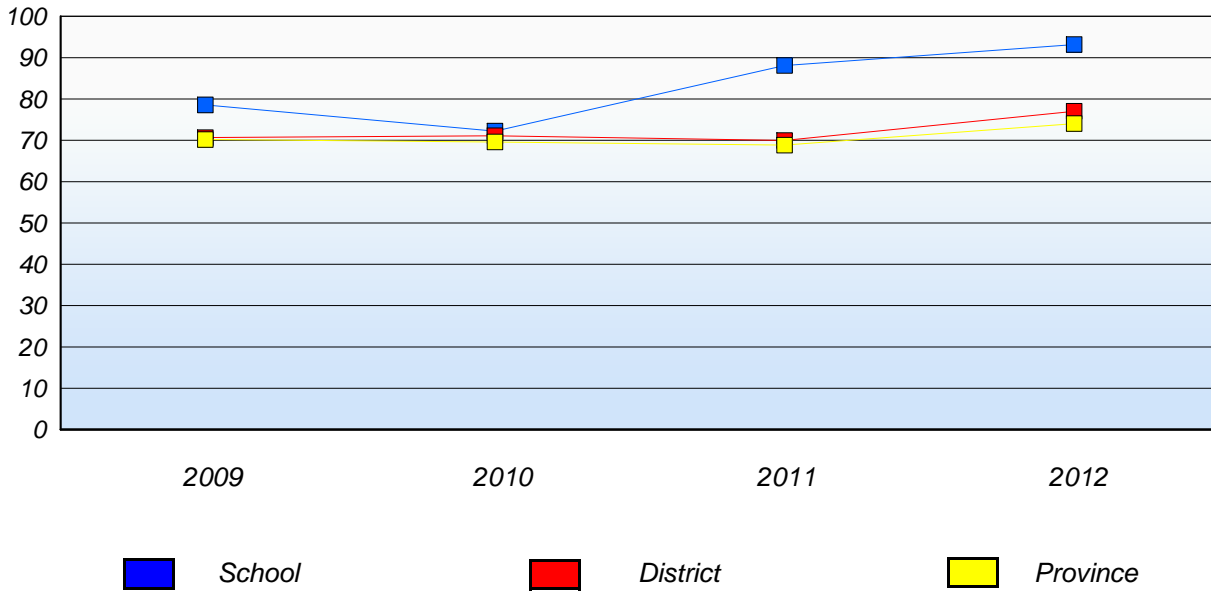
Unknown     
  Exemption     
  Not Yet Meeting (1 or 2)     
  Meeting or Exceeding (3,4,5)



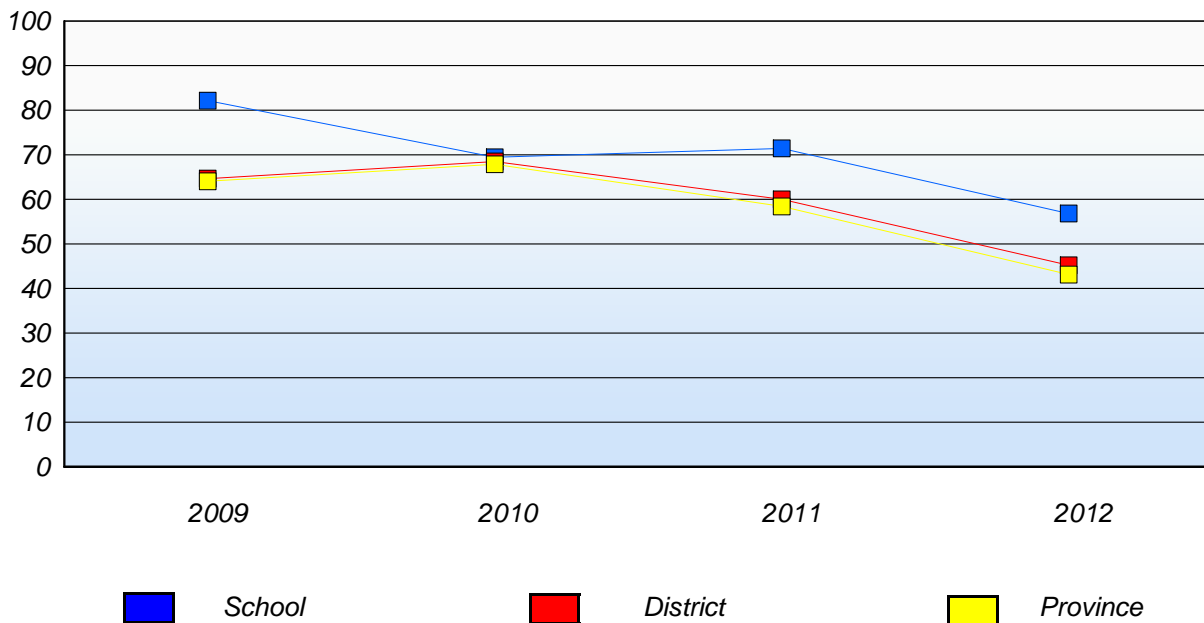
**District 4 - Eastern**

School #: 473 Cape St. Francis Elementary

**Demand Writing**  
Percentage of students at level 3 or above (2009 - 2012)



**Reading**  
Percentage of students at level 3 or above (2009 - 2012)



\* In some cases, CRT numbers may exceed AGR numbers based on late enrolments. Pie chart is based on the number of students who wrote the CRT.

\* French Immersion students not included

\* Reading score is composite of Non-Fiction and Poet.

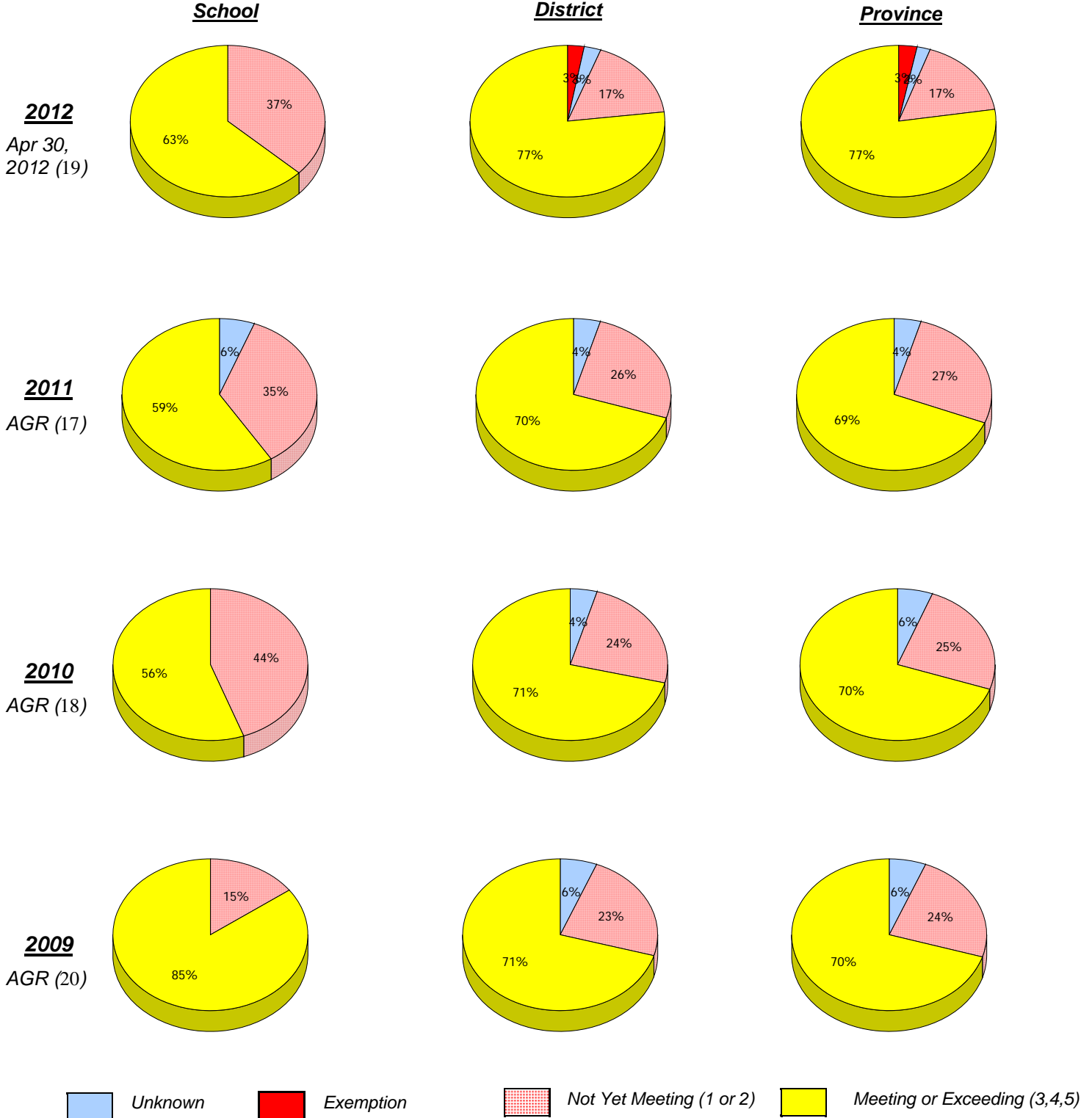
Mushuau Innu Natuashish School and Sheshatshiu Innu School are excluded from district and provincial results.

Source: Division of Evaluation and Research, Department of Education.

District 4 - Eastern

School #: 924 Tricentia Academy

**Demand Writing**



\* In some cases, CRT numbers may exceed AGR numbers based on late enrolments. Pie chart is based on the number of students who wrote the CRT.

\* French Immersion students not included

\* Reading score is composite of Non-Fiction and Poet.

Mushuau Innu Natuashish School and Sheshatshiu Innu School are excluded from district and provincial results.

Source: Division of Evaluation and Research, Department of Education.

District 4 - Eastern

School #: 924 Tricentia Academy

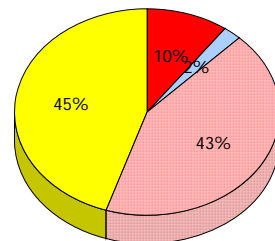
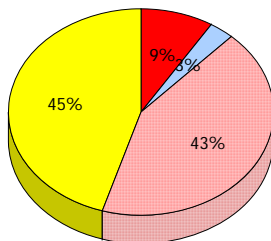
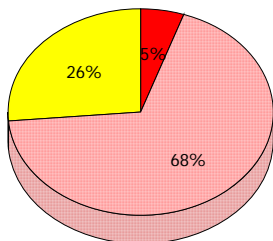
**Reading**

**School**

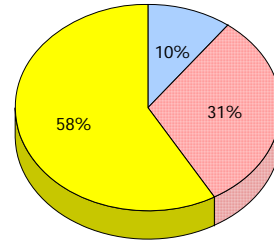
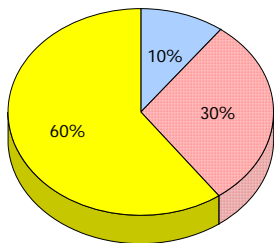
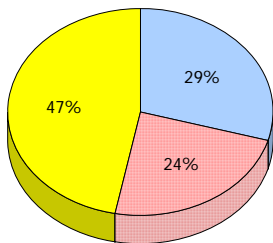
**District**

**Province**

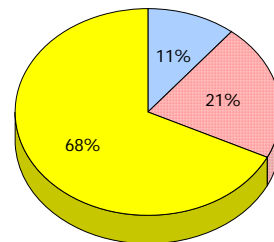
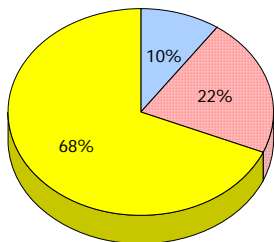
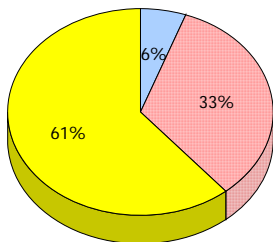
**2012**  
Apr 30,  
2012 (19)



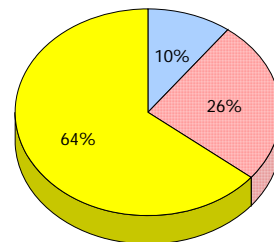
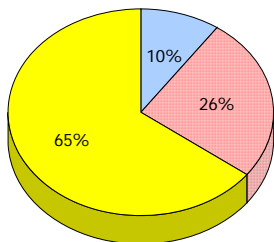
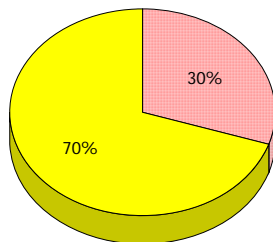
**2011**  
AGR (17)



**2010**  
AGR (18)



**2009**  
AGR (20)



Unknown
  Exemption
  Not Yet Meeting (1 or 2)
  Meeting or Exceeding (3,4,5)

\* In some cases, CRT numbers may exceed AGR numbers based on late enrolments. Pie chart is based on the number of students who wrote the CRT.

\* French Immersion students not included

\* Reading score is composite of Non-Fiction and Poet.

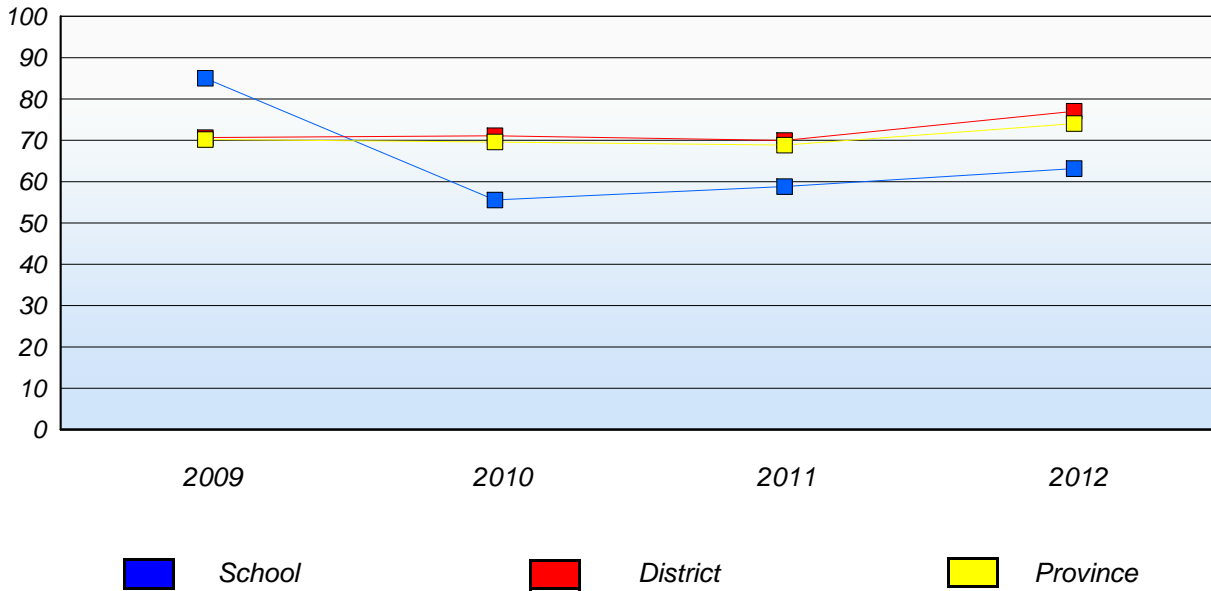
Mushuau Innu Natuashish School and Sheshatshiu Innu School are excluded from district and provincial results.

Source: Division of Evaluation and Research, Department of Education.

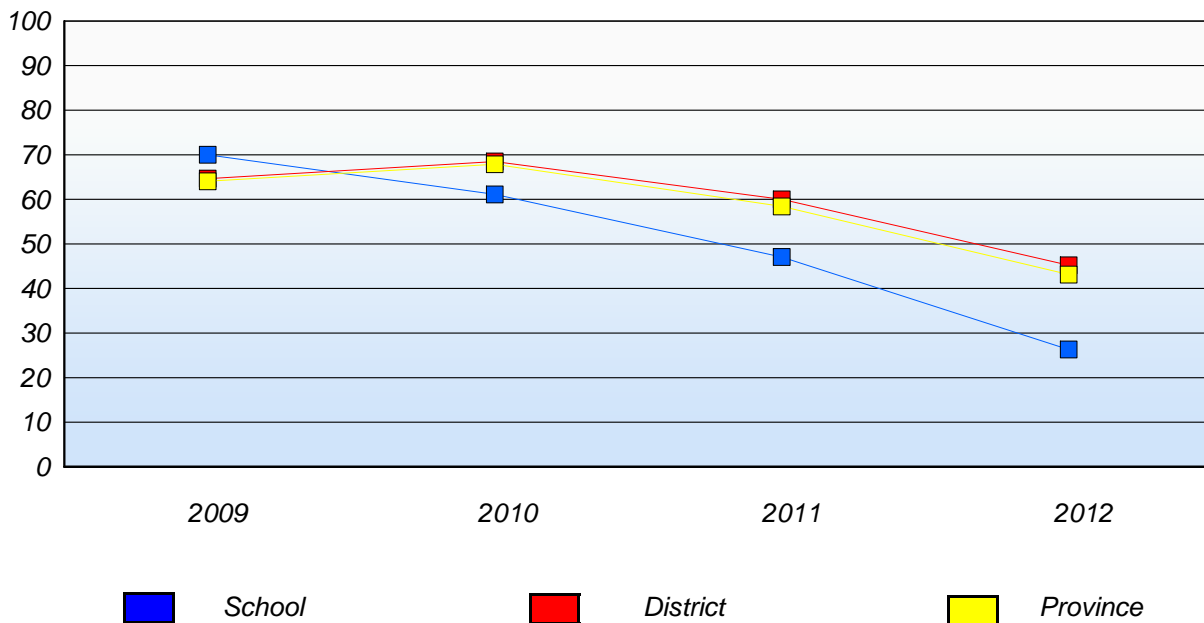
**District 4 - Eastern**

School #: 924 Tricentia Academy

**Demand Writing**  
Percentage of students at level 3 or above (2009 - 2012)



**Reading**  
Percentage of students at level 3 or above (2009 - 2012)



\* In some cases, CRT numbers may exceed AGR numbers based on late enrolments. Pie chart is based on the number of students who wrote the CRT.

\* French Immersion students not included

\* Reading score is composite of Non-Fiction and Poet.

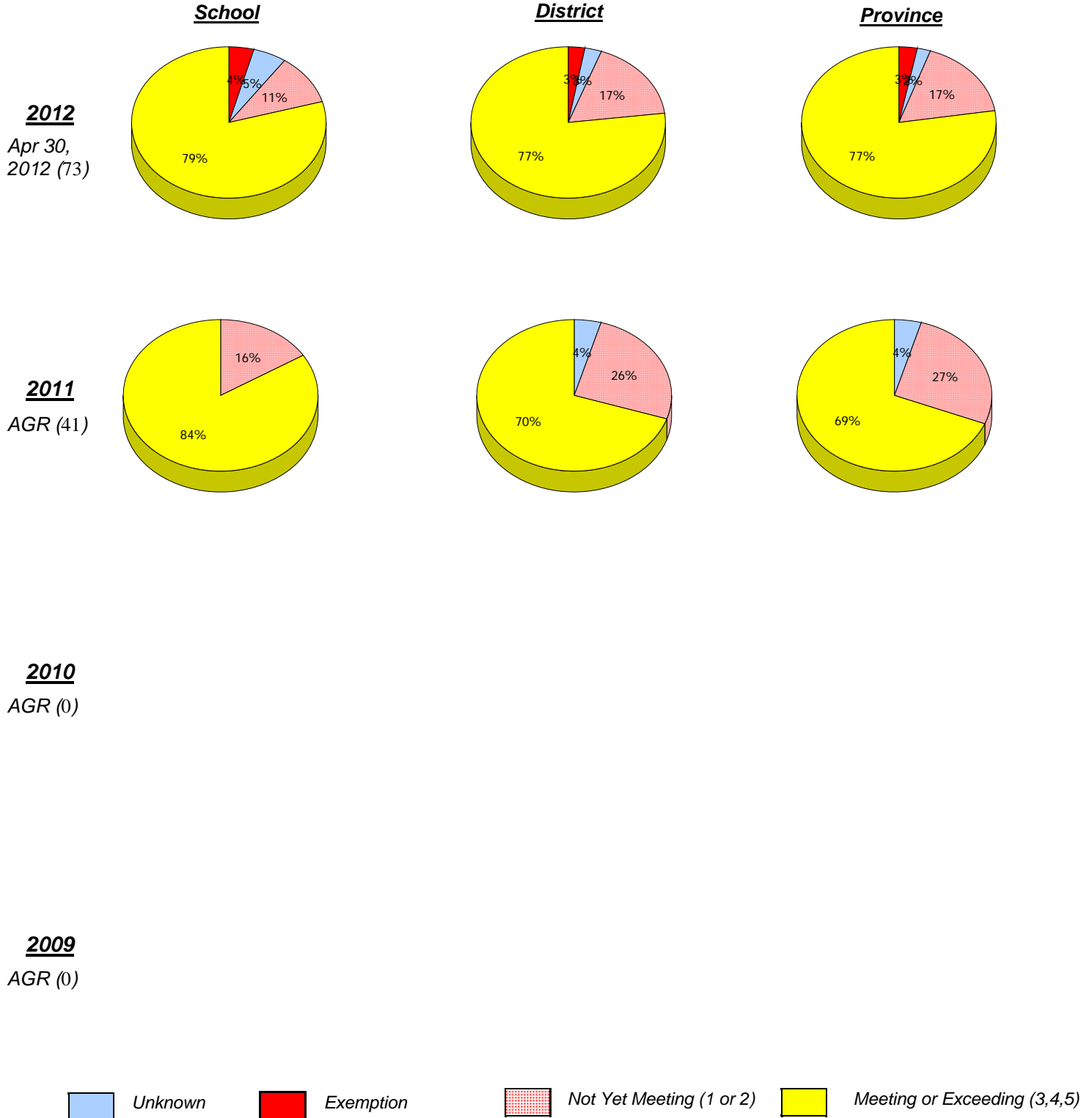
Mushuau Innu Natuashish School and Sheshatshiu Innu School are excluded from district and provincial results.

Source: Division of Evaluation and Research, Department of Education.

District 4 - Eastern

School #: 951 Paradise Elementary

**Demand Writing**



\* In some cases, CRT numbers may exceed AGR numbers based on late enrolments. Pie chart is based on the number of students who wrote the CRT.

\* French Immersion students not included

\* Reading score is composite of Non-Fiction and Poet.

Mushuau Innu Natuashish School and Sheshatshiu Innu School are excluded from district and provincial results.

Source: Division of Evaluation and Research, Department of Education.

District 4 - Eastern

School #: 951 Paradise Elementary

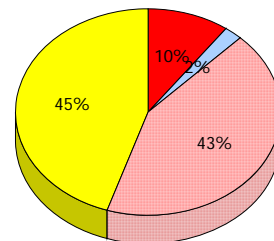
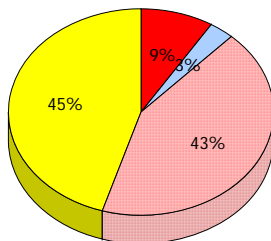
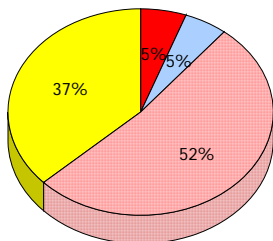
**Reading**

**School**

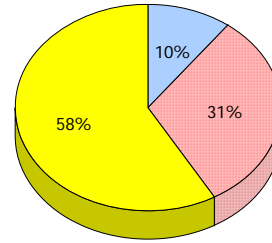
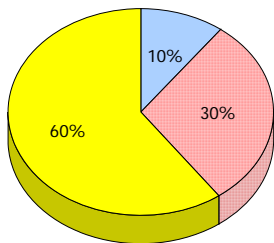
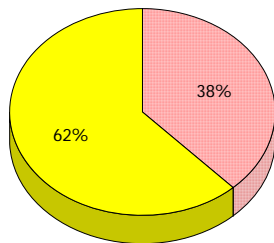
**District**

**Province**

**2012**  
Apr 30,  
2012 (73)



**2011**  
AGR (41)



**2010**  
AGR (0)

**2009**  
AGR (0)



Unknown



Exemption



Not Yet Meeting (1 or 2)



Meeting or Exceeding (3,4,5)

\* In some cases, CRT numbers may exceed AGR numbers based on late enrolments. Pie chart is based on the number of students who wrote the CRT.

\* French Immersion students not included

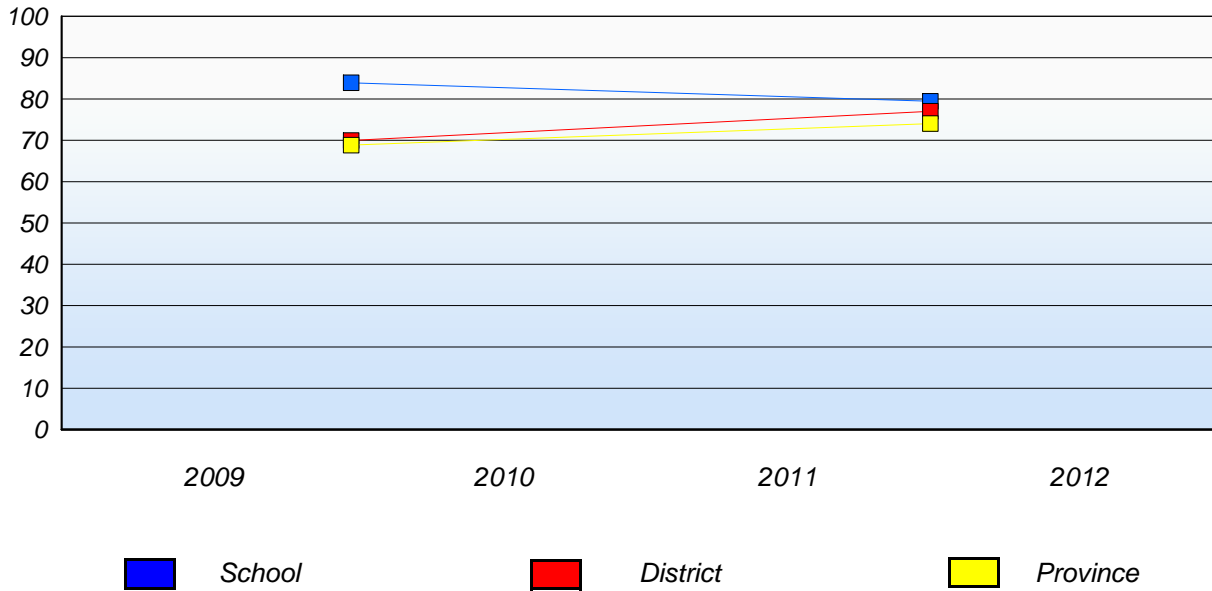
\* Reading score is composite of Non-Fiction and Poet.

Mushuau Innu Natuashish School and Sheshatshiu Innu School are excluded from district and provincial results.

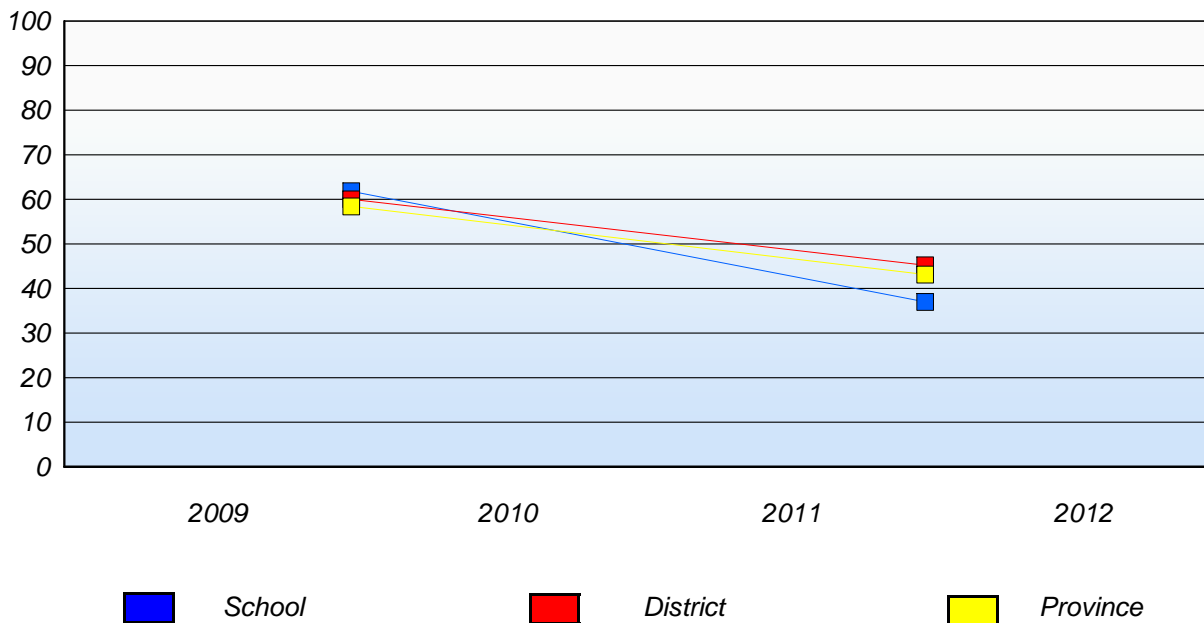
**District 4 - Eastern**

School #: 951 Paradise Elementary

**Demand Writing**  
Percentage of students at level 3 or above (2009 - 2012)



**Reading**  
Percentage of students at level 3 or above (2009 - 2012)



\* In some cases, CRT numbers may exceed AGR numbers based on late enrolments. Pie chart is based on the number of students who wrote the CRT.

\* French Immersion students not included

\* Reading score is composite of Non-Fiction and Poet.

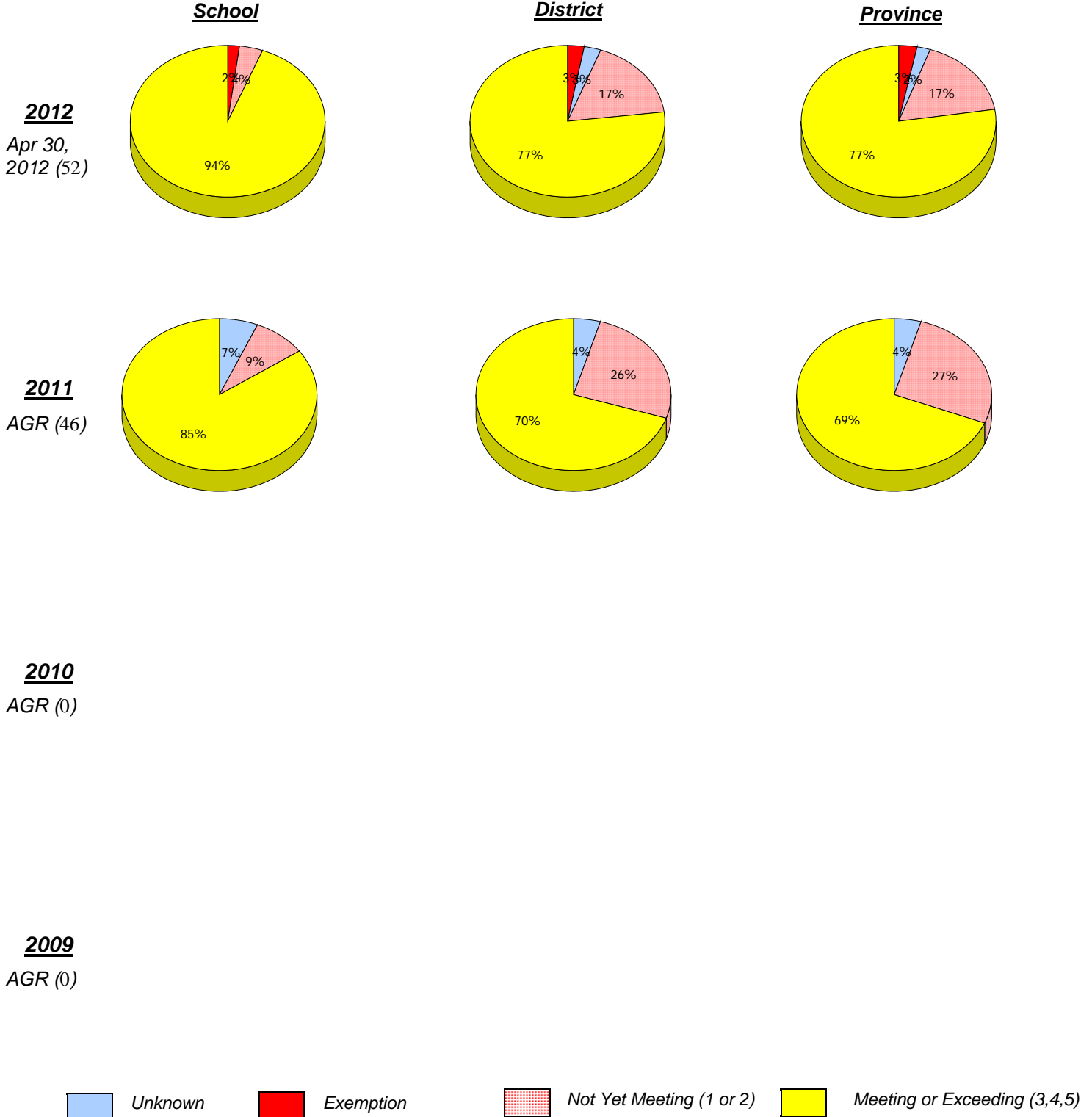
Mushuau Innu Natuashish School and Sheshatshiu Innu School are excluded from district and provincial results.

Source: Division of Evaluation and Research, Department of Education.

**District 4 - Eastern**

School #: 952 Elizabeth Park Elementary School

**Demand Writing**



\* In some cases, CRT numbers may exceed AGR numbers based on late enrolments. Pie chart is based on the number of students who wrote the CRT.

\* French Immersion students not included

\* Reading score is composite of Non-Fiction and Poet.

Mushuau Innu Natuashish School and Sheshatshiu Innu School are excluded from district and provincial results.

Source: Division of Evaluation and Research, Department of Education.



**District 4 - Eastern**

School #: 952 Elizabeth Park Elementary School

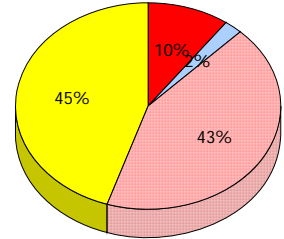
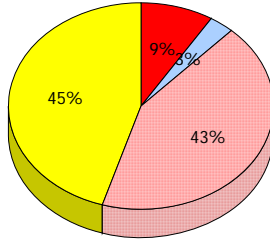
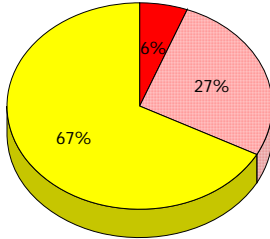
**Reading**

**School**

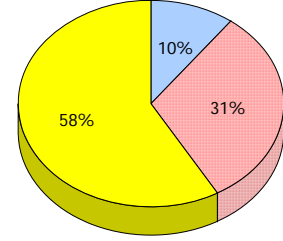
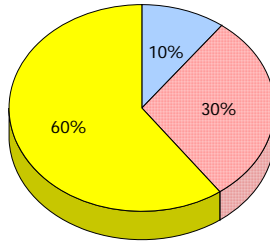
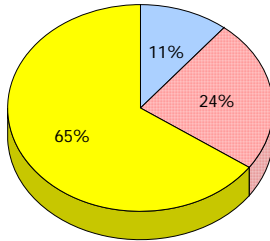
**District**

**Province**

**2012**  
Apr 30,  
2012 (52)

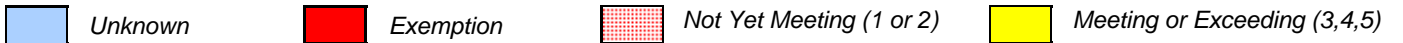


**2011**  
AGR (46)



**2010**  
AGR (0)

**2009**  
AGR (0)



\* In some cases, CRT numbers may exceed AGR numbers based on late enrolments. Pie chart is based on the number of students who wrote the CRT.

\* French Immersion students not included

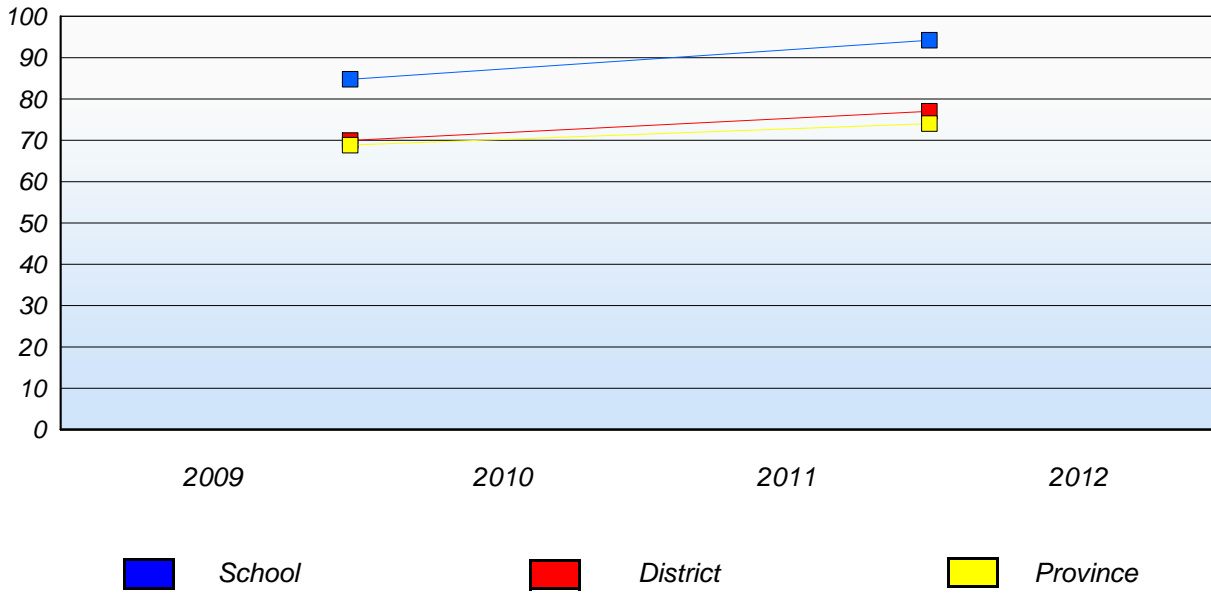
\* Reading score is composite of Non-Fiction and Poet.

Mushuau Innu Natuashish School and Sheshatshiu Innu School are excluded from district and provincial results.

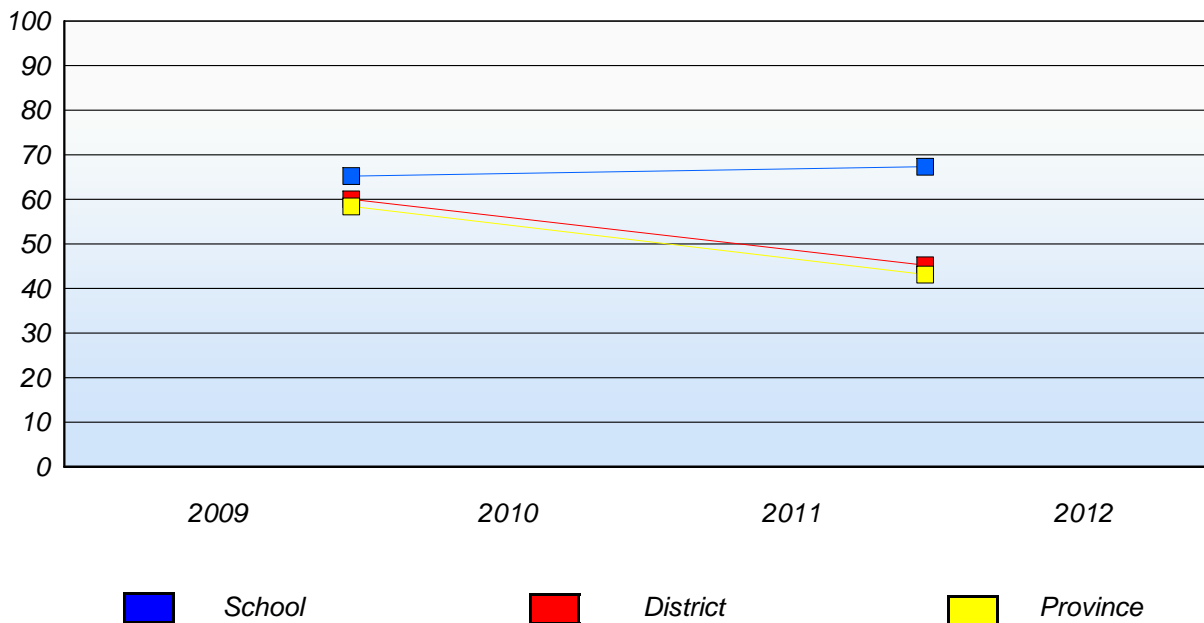
**District 4 - Eastern**

School #: 952 Elizabeth Park Elementary School

**Demand Writing**  
Percentage of students at level 3 or above (2009 - 2012)



**Reading**  
Percentage of students at level 3 or above (2009 - 2012)



\* In some cases, CRT numbers may exceed AGR numbers based on late enrolments. Pie chart is based on the number of students who wrote the CRT.

\* French Immersion students not included

\* Reading score is composite of Non-Fiction and Poet.

Mushuau Innu Natuashish School and Sheshatshiu Innu School are excluded from district and provincial results.

Source: Division of Evaluation and Research, Department of Education.