

District 2 - Western

School #: 022 William Gillett Academy

**Demand Writing**

**School**

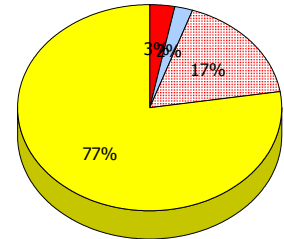
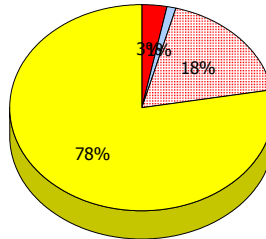
*School data with 5 or fewer students withheld for reasons of confidentiality.*

**District**

**Province**

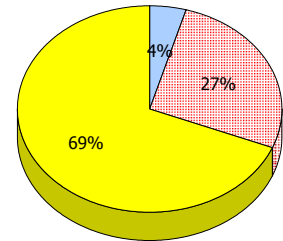
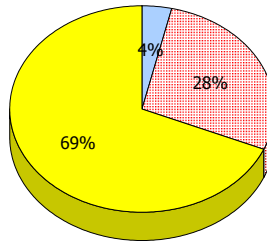
**2012**

Apr 30, 2012 (1)



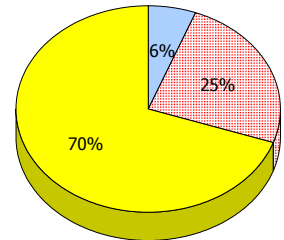
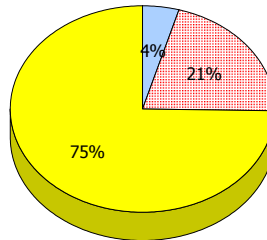
**2011**

AGR (7)



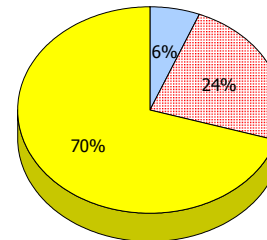
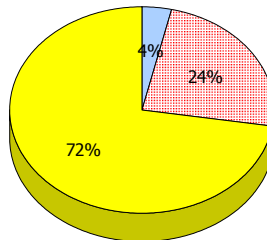
**2010**

AGR (2)



**2009**

AGR (6)



\* In some cases, CRT numbers may exceed AGR numbers based on late enrolments. Pie chart is based on the number of students who wrote the CRT.

\* French Immersion students not included

\* Reading score is composite of Non-Fiction and Poet.

Mushuau Innu Natuashish School and Sheshatshiu Innu School are excluded from district and provincial results.

Source: Division of Evaluation and Research, Department of Education.

District 2 - Western

School #: 022 William Gillett Academy

**Reading**

**School**

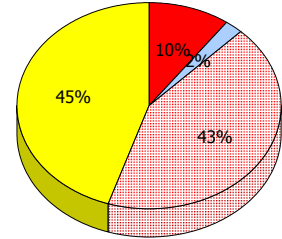
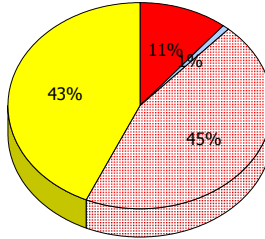
*School data with 5 or fewer students withheld for reasons of confidentiality.*

**District**

**Province**

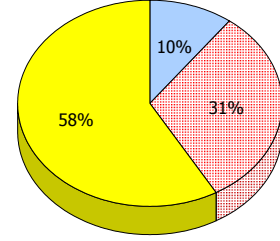
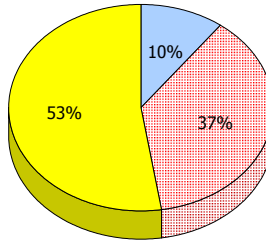
**2012**

Apr 30,  
2012 (1)



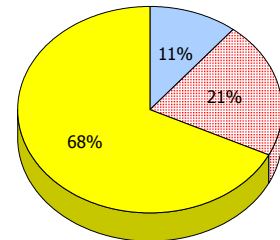
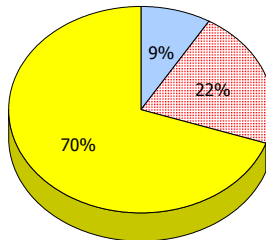
**2011**

AGR (7)



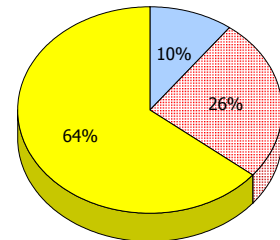
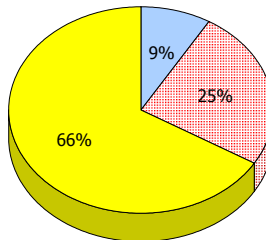
**2010**

AGR (2)



**2009**

AGR (6)



Unknown
  Exemption
  Not Yet Meeting (1 or 2)
  Meeting or Exceeding (3,4,5)

\* In some cases, CRT numbers may exceed AGR numbers based on late enrolments. Pie chart is based on the number of students who wrote the CRT.

\* French Immersion students not included

\* Reading score is composite of Non-Fiction and Poet.

Mushuau Innu Natuashish School and Sheshatshiu Innu School are excluded from district and provincial results.

Source: Division of Evaluation and Research, Department of Education.

District 2 - Western

School #: 022 William Gillett Academy

**Demand Writing**

*Percentage of students at level 3 or above (2009 - 2012)*

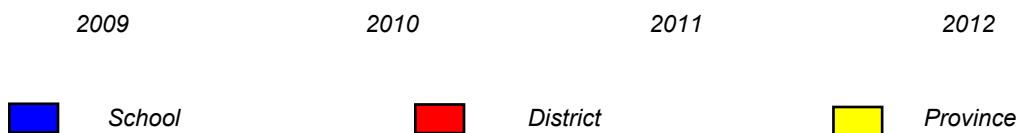
*School data with 5 or fewer students withheld for reasons of confidentiality.*



**Reading**

*Percentage of students at level 3 or above (2009 - 2012)*

*School data with 5 or fewer students withheld for reasons of confidentiality.*



\* In some cases, CRT numbers may exceed AGR numbers based on late enrolments. Pie chart is based on the number of students who wrote the CRT.

\* French Immersion students not included

\* Reading score is composite of Non-Fiction and Poet.

Mushuau Innu Natuashish School and Sheshatshiu Innu School are excluded from district and provincial results.

Source: Division of Evaluation and Research, Department of Education.

District 2 - Western

School #: 023 Sacred Heart AG

**Demand Writing**

**School**

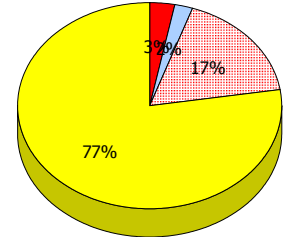
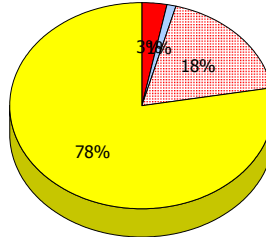
*School data with 5 or fewer students  
withheld for reasons of confidentiality.*

**District**

**Province**

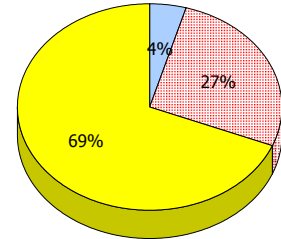
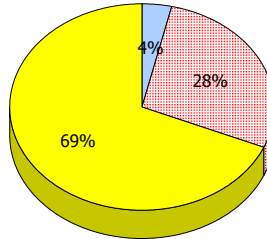
**2012**

Apr 30,  
2012 (1)



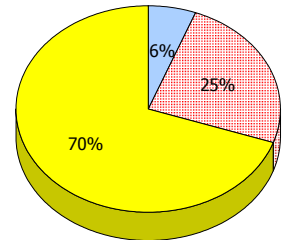
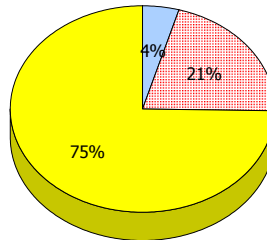
**2011**

AGR (1)



**2010**

AGR (1)



**2009**

AGR (0)



\* In some cases, CRT numbers may exceed AGR numbers based on late enrolments. Pie chart is based on the number of students who wrote the CRT.

\* French Immersion students not included

\* Reading score is composite of Non-Fiction and Poet.

Mushuau Innu Natuashish School and Sheshatshiu Innu School are excluded from district and provincial results.

Source: Division of Evaluation and Research, Department of Education.

District 2 - Western

School #: 023 Sacred Heart AG

**Reading**

**School**

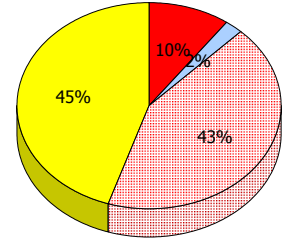
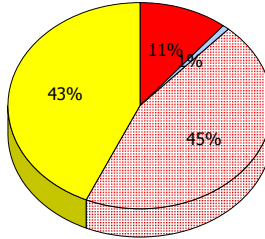
*School data with 5 or fewer students  
withheld for reasons of confidentiality.*

**District**

**Province**

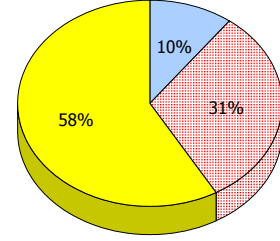
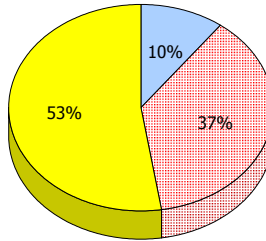
**2012**

Apr 30,  
2012 (1)



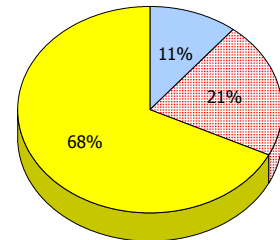
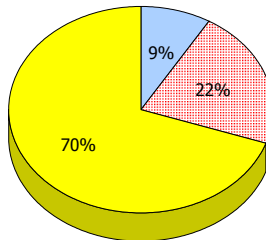
**2011**

AGR (1)



**2010**

AGR (1)



**2009**

AGR (0)



\* In some cases, CRT numbers may exceed AGR numbers based on late enrolments. Pie chart is based on the number of students who wrote the CRT.

\* French Immersion students not included

\* Reading score is composite of Non-Fiction and Poet.

Mushuau Innu Natuashish School and Sheshatshiu Innu School are excluded from district and provincial results.

Source: Division of Evaluation and Research, Department of Education.

District 2 - Western

School #: 023      Sacred Heart AG

**Demand Writing**

*Percentage of students at level 3 or above (2009 - 2012)*

*School data with 5 or fewer students withheld for reasons of confidentiality.*



**Reading**

*Percentage of students at level 3 or above (2009 - 2012)*

*School data with 5 or fewer students withheld for reasons of confidentiality.*



\* In some cases, CRT numbers may exceed AGR numbers based on late enrolments. Pie chart is based on the number of students who wrote the CRT.

\* French Immersion students not included

\* Reading score is composite of Non-Fiction and Poet.

Mushuau Innu Natuashish School and Sheshatshiu Innu School are excluded from district and provincial results.

Source: Division of Evaluation and Research, Department of Education.

District 2 - Western

School #: 026 H.G. Fillier Academy

**Demand Writing**

**School**

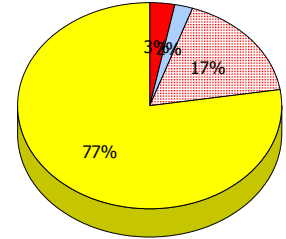
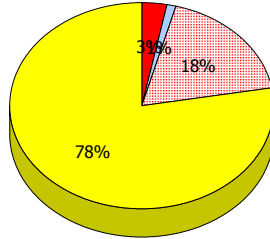
*School data with 5 or fewer students withheld for reasons of confidentiality.*

**District**

**Province**

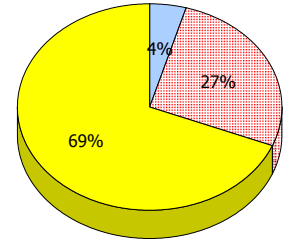
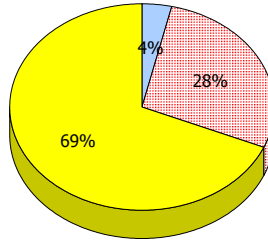
**2012**

Apr 30, 2012 (5)



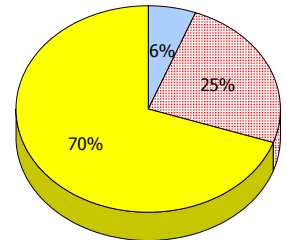
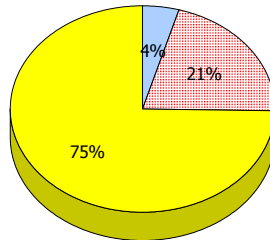
**2011**

AGR (3)



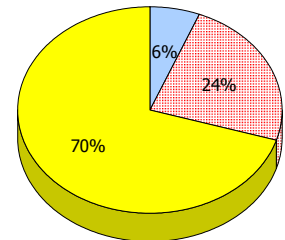
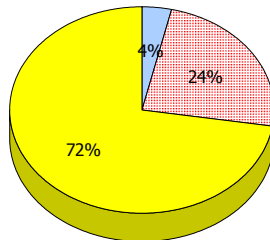
**2010**

AGR (4)



**2009**

AGR (6)



\* In some cases, CRT numbers may exceed AGR numbers based on late enrolments. Pie chart is based on the number of students who wrote the CRT.

\* French Immersion students not included

\* Reading score is composite of Non-Fiction and Poet.

Mushuau Innu Natuashish School and Sheshatshiu Innu School are excluded from district and provincial results.

Source: Division of Evaluation and Research, Department of Education.

District 2 - Western

School #: 026 H.G. Fillier Academy

**Reading**

**School**

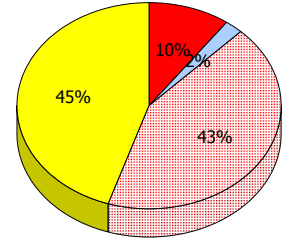
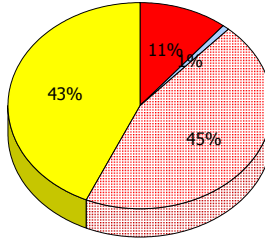
*School data with 5 or fewer students withheld for reasons of confidentiality.*

**District**

**Province**

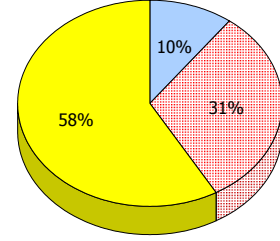
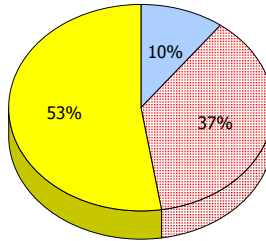
**2012**

Apr 30,  
2012 (5)



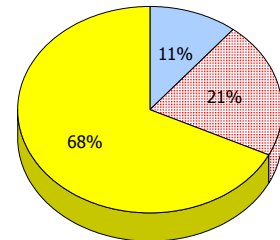
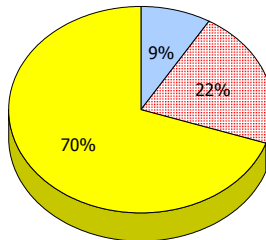
**2011**

AGR (3)



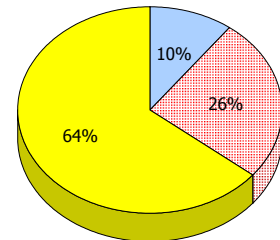
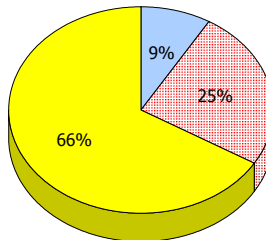
**2010**

AGR (4)



**2009**

AGR (6)



Unknown
  Exemption
  Not Yet Meeting (1 or 2)
  Meeting or Exceeding (3,4,5)

\* In some cases, CRT numbers may exceed AGR numbers based on late enrolments. Pie chart is based on the number of students who wrote the CRT.

\* French Immersion students not included

\* Reading score is composite of Non-Fiction and Poet.

Mushuau Innu Natuashish School and Sheshatshiu Innu School are excluded from district and provincial results.

Source: Division of Evaluation and Research, Department of Education.



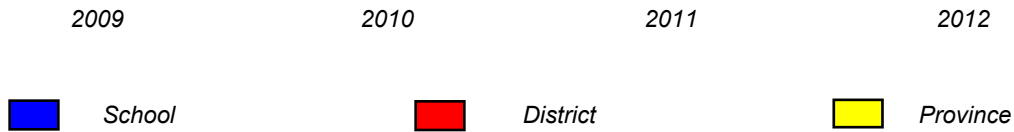
District 2 - Western

School #: 026      H.G. Fillier Academy

**Demand Writing**

*Percentage of students at level 3 or above (2009 - 2012)*

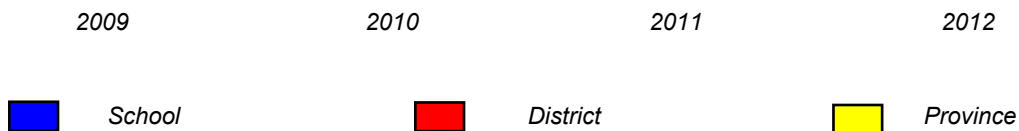
*School data with 5 or fewer students withheld for reasons of confidentiality.*



**Reading**

*Percentage of students at level 3 or above (2009 - 2012)*

*School data with 5 or fewer students withheld for reasons of confidentiality.*



\* In some cases, CRT numbers may exceed AGR numbers based on late enrolments. Pie chart is based on the number of students who wrote the CRT.

\* French Immersion students not included

\* Reading score is composite of Non-Fiction and Poet.

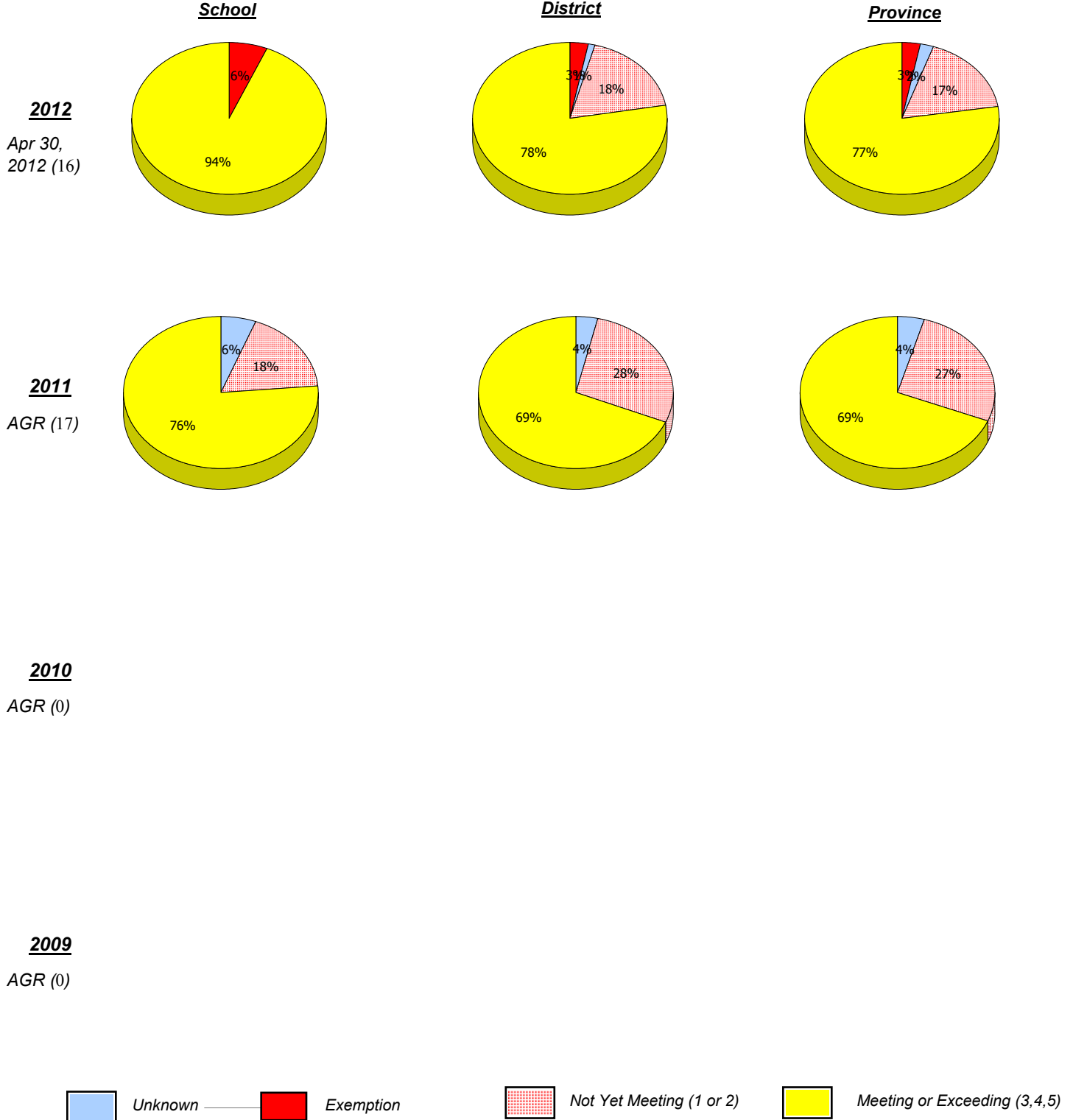
Mushuau Innu Natuashish School and Sheshatshiu Innu School are excluded from district and provincial results.

Source: Division of Evaluation and Research, Department of Education.

District 2 - Western

School #: 027 Canon Richards Memorial Academy

**Demand Writing**



\* In some cases, CRT numbers may exceed AGR numbers based on late enrolments. Pie chart is based on the number of students who wrote the CRT.

\* French Immersion students not included

\* Reading score is composite of Non-Fiction and Poet.

Mushuau Innu Natuashish School and Sheshatshiu Innu School are excluded from district and provincial results.

Source: Division of Evaluation and Research, Department of Education.

District 2 - Western

School #: 027 Canon Richards Memorial Academy

**Reading**

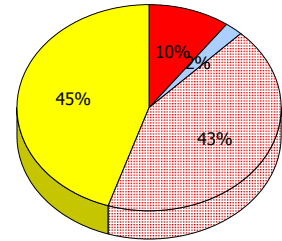
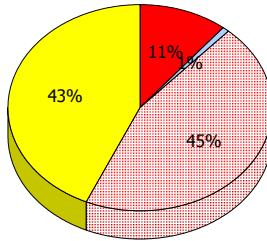
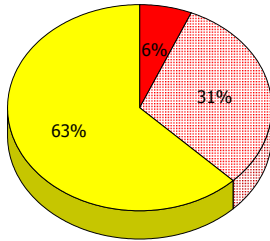
**School**

**District**

**Province**

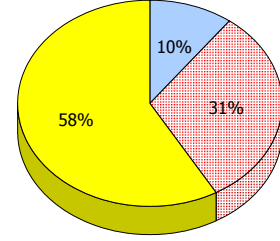
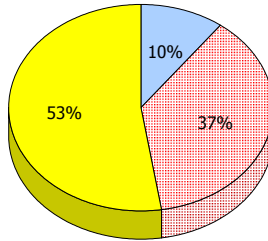
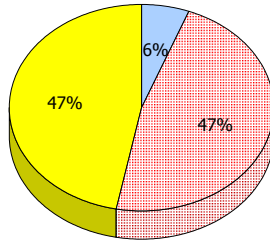
**2012**

Apr 30,  
2012 (16)



**2011**

AGR (17)



**2010**

AGR (0)

**2009**

AGR (0)



\* In some cases, CRT numbers may exceed AGR numbers based on late enrolments. Pie chart is based on the number of students who wrote the CRT.

\* French Immersion students not included

\* Reading score is composite of Non-Fiction and Poet.

Mushuau Innu Natuashish School and Sheshatshiu Innu School are excluded from district and provincial results.

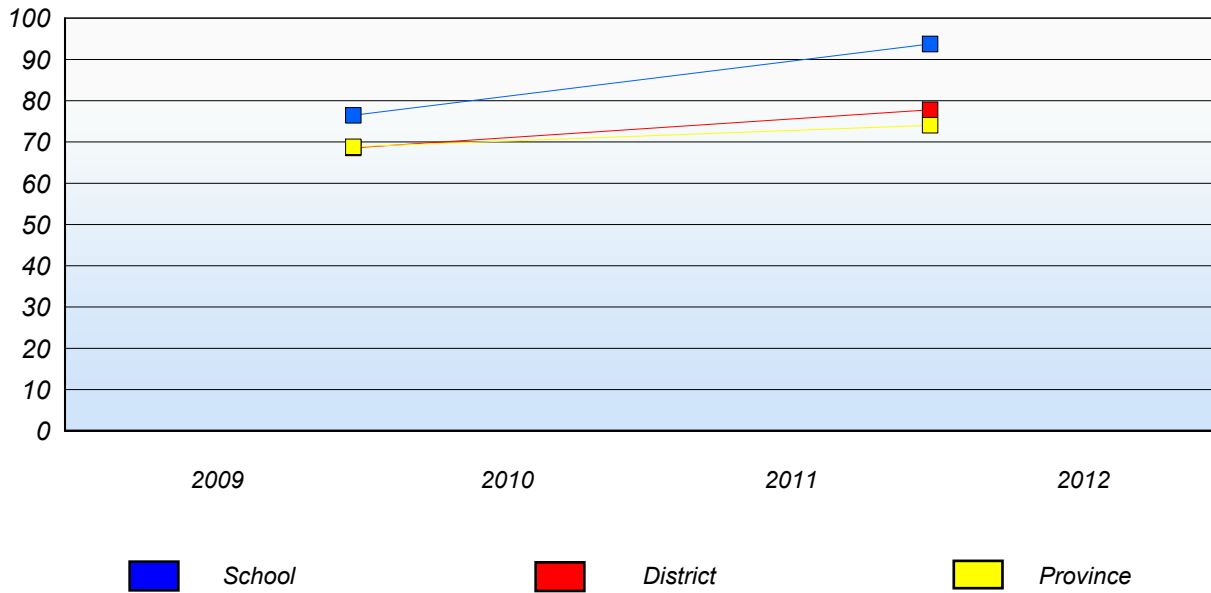
Source: Division of Evaluation and Research, Department of Education.

District 2 - Western

School #: 027      Canon Richards Memorial Academy

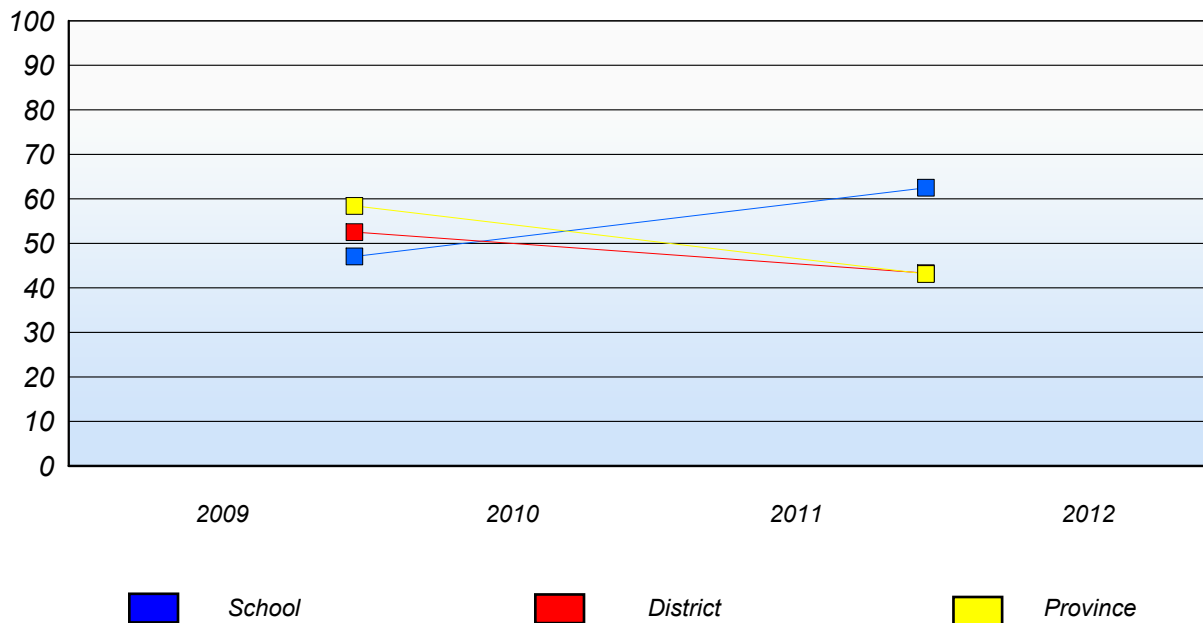
**Demand Writing**

*Percentage of students at level 3 or above (2009 - 2012)*



**Reading**

*Percentage of students at level 3 or above (2009 - 2012)*



\* In some cases, CRT numbers may exceed AGR numbers based on late enrolments. Pie chart is based on the number of students who wrote the CRT.

\* French Immersion students not included

\* Reading score is composite of Non-Fiction and Poet.

Mushuau Innu Natuashish School and Sheshatshiu Innu School are excluded from district and provincial results.

Source: Division of Evaluation and Research, Department of Education.

District 2 - Western

School #: 032 Truman Eddison Memorial

**Demand Writing**

**School**

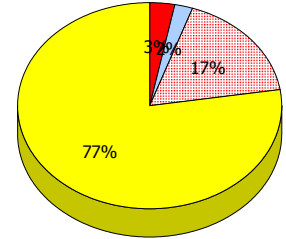
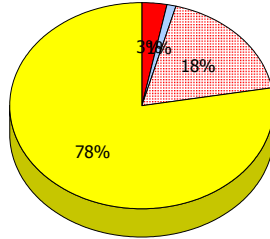
*School data with 5 or fewer students withheld for reasons of confidentiality.*

**District**

**Province**

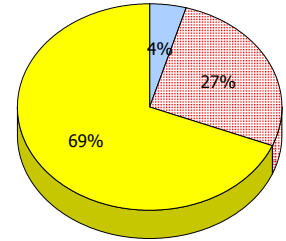
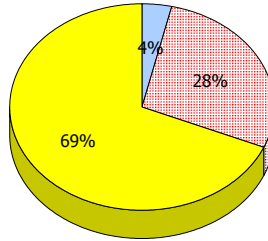
**2012**

Apr 30,  
2012 (3)



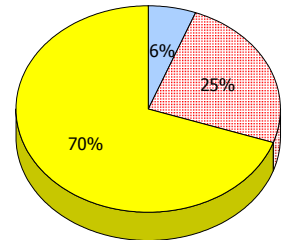
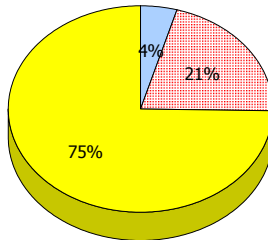
**2011**

AGR (12)



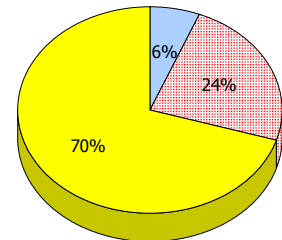
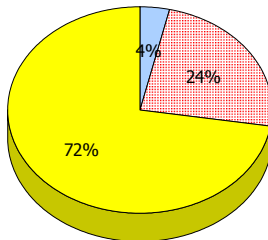
**2010**

AGR (4)



**2009**

AGR (9)



\* In some cases, CRT numbers may exceed AGR numbers based on late enrolments. Pie chart is based on the number of students who wrote the CRT.

\* French Immersion students not included

\* Reading score is composite of Non-Fiction and Poet.

Mushuau Innu Natuashish School and Sheshatshiu Innu School are excluded from district and provincial results.

Source: Division of Evaluation and Research, Department of Education.

District 2 - Western

School #: 032 Truman Eddison Memorial

**Reading**

**School**

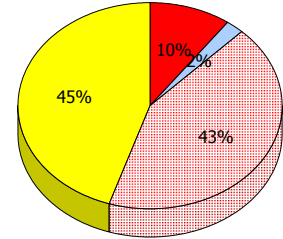
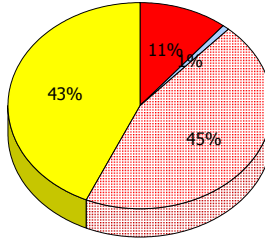
*School data with 5 or fewer students  
withheld for reasons of confidentiality.*

**District**

**Province**

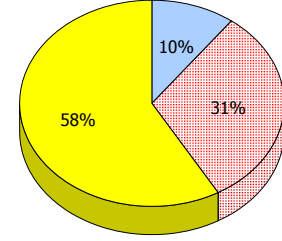
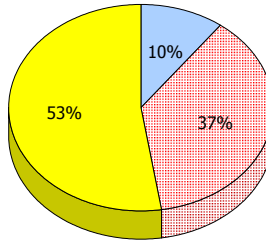
**2012**

Apr 30,  
2012 (3)



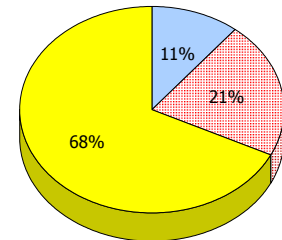
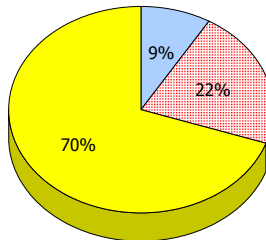
**2011**

AGR (12)



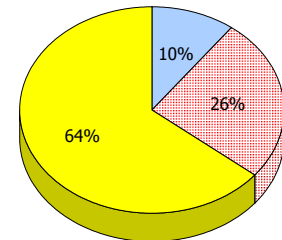
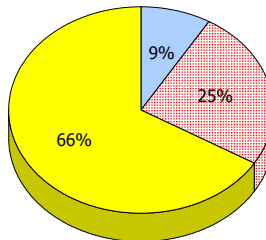
**2010**

AGR (4)



**2009**

AGR (9)



Unknown
  Exemption
  Not Yet Meeting (1 or 2)
  Meeting or Exceeding (3,4,5)

\* In some cases, CRT numbers may exceed AGR numbers based on late enrolments. Pie chart is based on the number of students who wrote the CRT.

\* French Immersion students not included

\* Reading score is composite of Non-Fiction and Poet.

Mushuau Innu Natuashish School and Sheshatshiu Innu School are excluded from district and provincial results.

Source: Division of Evaluation and Research, Department of Education.

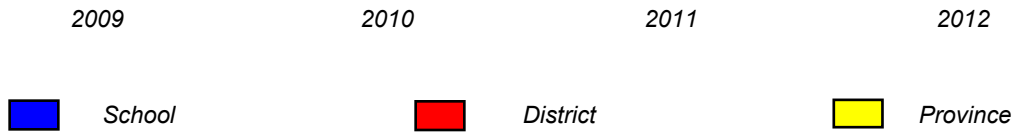
District 2 - Western

School #: 032 Truman Eddison Memorial

**Demand Writing**

*Percentage of students at level 3 or above (2009 - 2012)*

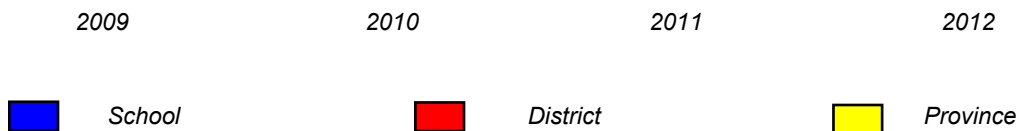
*School data with 5 or fewer students withheld for reasons of confidentiality.*



**Reading**

*Percentage of students at level 3 or above (2009 - 2012)*

*School data with 5 or fewer students withheld for reasons of confidentiality.*



\* In some cases, CRT numbers may exceed AGR numbers based on late enrolments. Pie chart is based on the number of students who wrote the CRT.

\* French Immersion students not included

\* Reading score is composite of Non-Fiction and Poet.

Mushuau Innu Natuashish School and Sheshatshiu Innu School are excluded from district and provincial results.

Source: Division of Evaluation and Research, Department of Education.

District 2 - Western

School #: 039 Mary Simms All-Grade

**Demand Writing**

**School**

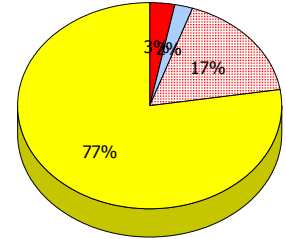
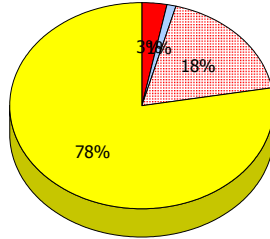
*School data with 5 or fewer students withheld for reasons of confidentiality.*

**District**

**Province**

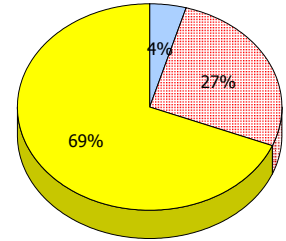
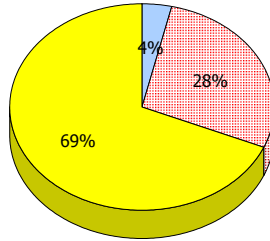
**2012**

Apr 30,  
2012 (2)



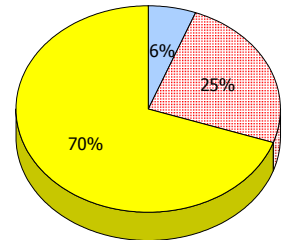
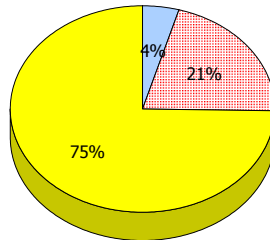
**2011**

AGR (3)



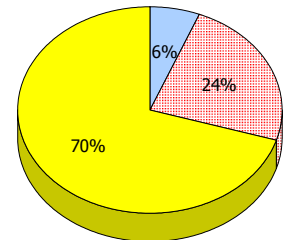
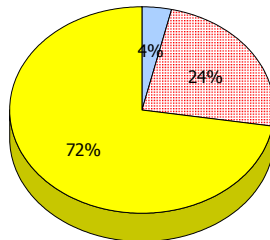
**2010**

AGR (2)



**2009**

AGR (1)



\* In some cases, CRT numbers may exceed AGR numbers based on late enrolments. Pie chart is based on the number of students who wrote the CRT.

\* French Immersion students not included

\* Reading score is composite of Non-Fiction and Poet.

Mushuau Innu Natuashish School and Sheshatshiu Innu School are excluded from district and provincial results.

Source: Division of Evaluation and Research, Department of Education.



District 2 - Western

School #: 039 Mary Simms All-Grade

**Reading**

**School**

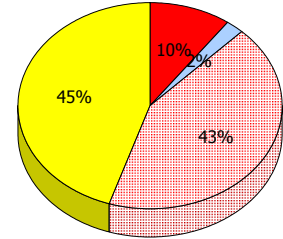
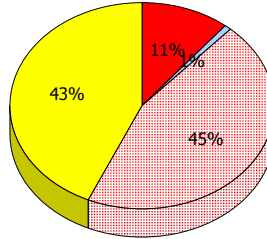
*School data with 5 or fewer students withheld for reasons of confidentiality.*

**District**

**Province**

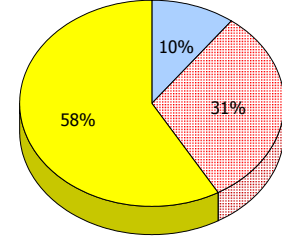
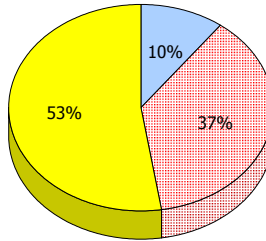
**2012**

Apr 30,  
2012 (2)



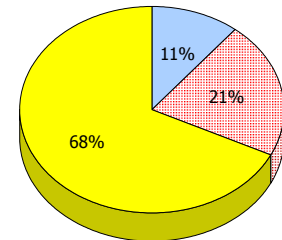
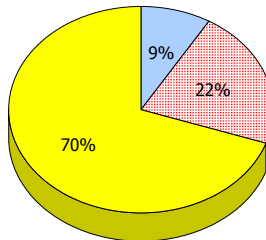
**2011**

AGR (3)



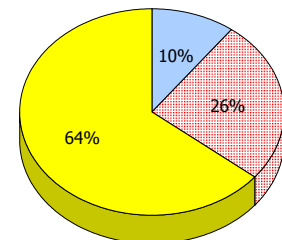
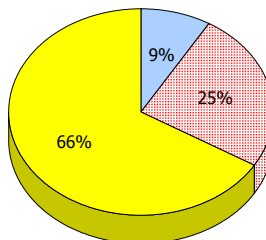
**2010**

AGR (2)



**2009**

AGR (1)



Unknown
  Exemption
  Not Yet Meeting (1 or 2)
  Meeting or Exceeding (3,4,5)

\* In some cases, CRT numbers may exceed AGR numbers based on late enrolments. Pie chart is based on the number of students who wrote the CRT.

\* French Immersion students not included

\* Reading score is composite of Non-Fiction and Poet.

Mushuau Innu Natuashish School and Sheshatshiu Innu School are excluded from district and provincial results.

Source: Division of Evaluation and Research, Department of Education.

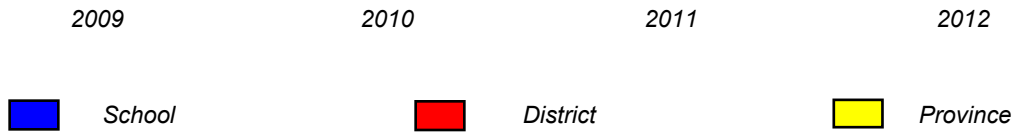
District 2 - Western

School #: 039     Mary Simms All-Grade

**Demand Writing**

*Percentage of students at level 3 or above (2009 - 2012)*

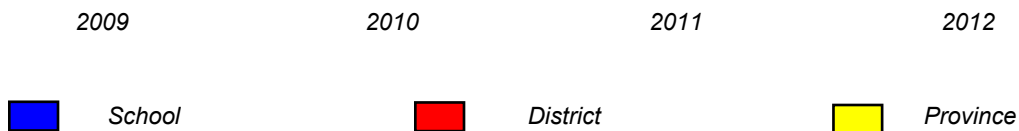
*School data with 5 or fewer students withheld for reasons of confidentiality.*



**Reading**

*Percentage of students at level 3 or above (2009 - 2012)*

*School data with 5 or fewer students withheld for reasons of confidentiality.*



\* In some cases, CRT numbers may exceed AGR numbers based on late enrolments. Pie chart is based on the number of students who wrote the CRT.

\* French Immersion students not included

\* Reading score is composite of Non-Fiction and Poet.

Mushuau Innu Natuashish School and Sheshatshiu Innu School are excluded from district and provincial results.

Source: Division of Evaluation and Research, Department of Education.

District 2 - Western

School #: 040      St. Mary's AG

**Demand Writing**

**School**

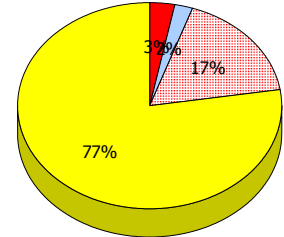
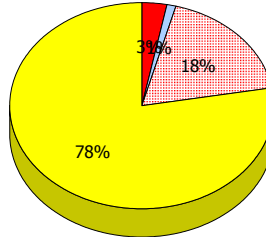
*School data with 5 or fewer students withheld for reasons of confidentiality.*

**District**

**Province**

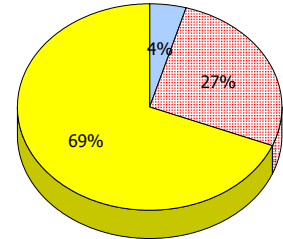
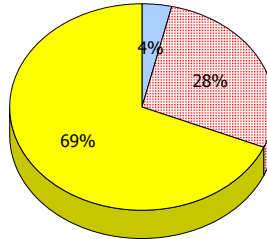
**2012**

Apr 30,  
2012 (2)



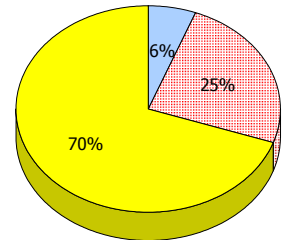
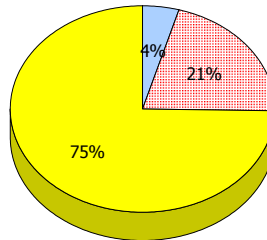
**2011**

AGR (7)



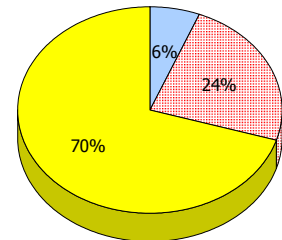
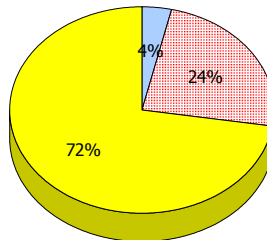
**2010**

AGR (5)



**2009**

AGR (5)



\* In some cases, CRT numbers may exceed AGR numbers based on late enrolments. Pie chart is based on the number of students who wrote the CRT.

\* French Immersion students not included

\* Reading score is composite of Non-Fiction and Poet.

Mushuau Innu Natuashish School and Sheshatshiu Innu School are excluded from district and provincial results.

Source: Division of Evaluation and Research, Department of Education.

District 2 - Western

School #: 040 St. Mary's AG

**Reading**

**School**

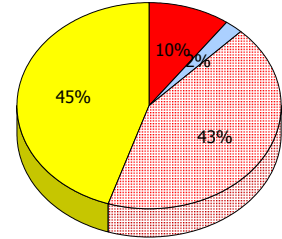
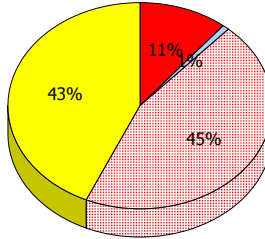
*School data with 5 or fewer students  
withheld for reasons of confidentiality.*

**District**

**Province**

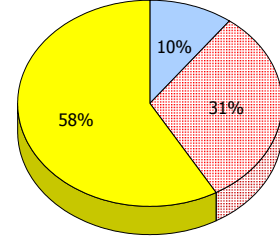
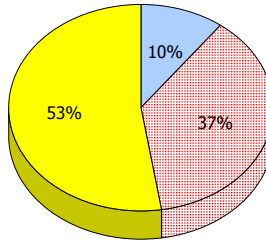
**2012**

Apr 30,  
2012 (2)



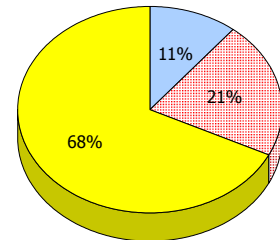
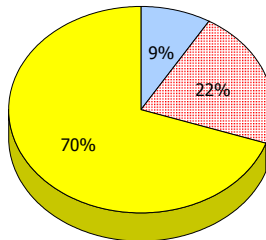
**2011**

AGR (7)



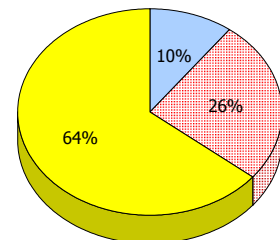
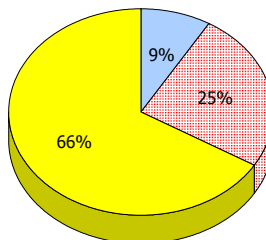
**2010**

AGR (5)



**2009**

AGR (5)



Unknown
  Exemption
  Not Yet Meeting (1 or 2)
  Meeting or Exceeding (3,4,5)

\* In some cases, CRT numbers may exceed AGR numbers based on late enrolments. Pie chart is based on the number of students who wrote the CRT.

\* French Immersion students not included

\* Reading score is composite of Non-Fiction and Poet.

Mushuau Innu Natuashish School and Sheshatshiu Innu School are excluded from district and provincial results.

Source: Division of Evaluation and Research, Department of Education.

District 2 - Western

School #: 040      St. Mary's AG

**Demand Writing**

*Percentage of students at level 3 or above (2009 - 2012)*

*School data with 5 or fewer students withheld for reasons of confidentiality.*



**Reading**

*Percentage of students at level 3 or above (2009 - 2012)*

*School data with 5 or fewer students withheld for reasons of confidentiality.*



\* In some cases, CRT numbers may exceed AGR numbers based on late enrolments. Pie chart is based on the number of students who wrote the CRT.

\* French Immersion students not included

\* Reading score is composite of Non-Fiction and Poet.

Mushuau Innu Natuashish School and Sheshatshiu Innu School are excluded from district and provincial results.

Source: Division of Evaluation and Research, Department of Education.

District 2 - Western

School #: 046 Bayside Academy

**Demand Writing**

**School**

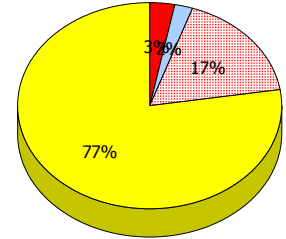
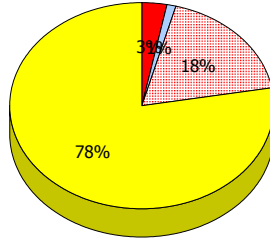
*School data with 5 or fewer students  
withheld for reasons of confidentiality.*

**District**

**Province**

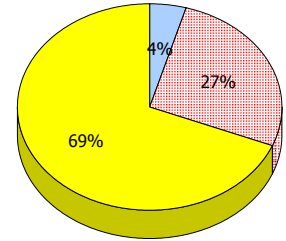
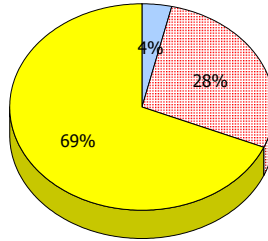
**2012**

Apr 30,  
2012 (1)



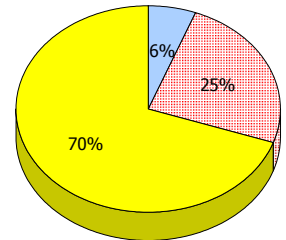
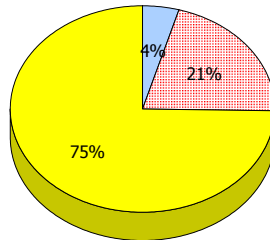
**2011**

AGR (4)



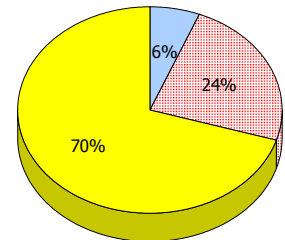
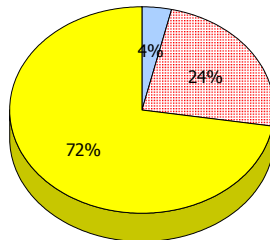
**2010**

AGR (6)



**2009**

AGR (6)



\* In some cases, CRT numbers may exceed AGR numbers based on late enrolments. Pie chart is based on the number of students who wrote the CRT.

\* French Immersion students not included

\* Reading score is composite of Non-Fiction and Poet.

Mushuau Innu Natuashish School and Sheshatshiu Innu School are excluded from district and provincial results.

Source: Division of Evaluation and Research, Department of Education.

District 2 - Western

School #: 046 Bayside Academy

**Reading**

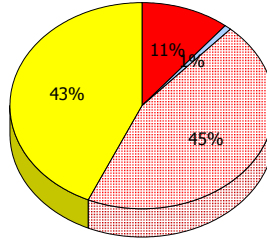
**School**

*School data with 5 or fewer students  
withheld for reasons of confidentiality.*

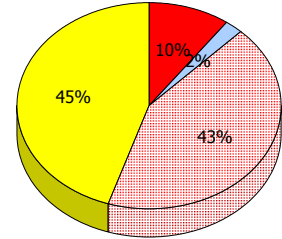
**2012**

Apr 30,  
2012 (1)

**District**

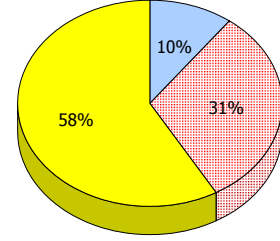
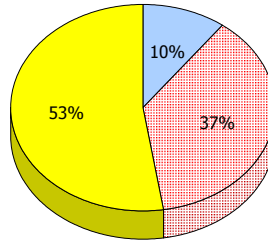


**Province**



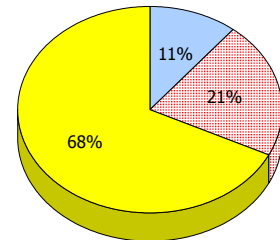
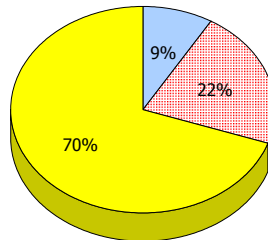
**2011**

AGR (4)



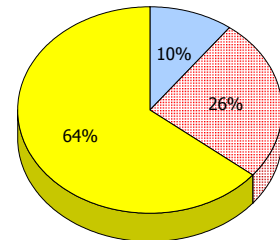
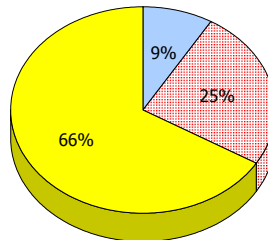
**2010**

AGR (6)



**2009**

AGR (6)



Unknown
  Exemption
  Not Yet Meeting (1 or 2)
  Meeting or Exceeding (3,4,5)

\* In some cases, CRT numbers may exceed AGR numbers based on late enrolments. Pie chart is based on the number of students who wrote the CRT.

\* French Immersion students not included

\* Reading score is composite of Non-Fiction and Poet.

Mushuau Innu Natuashish School and Sheshatshiu Innu School are excluded from district and provincial results.

Source: Division of Evaluation and Research, Department of Education.

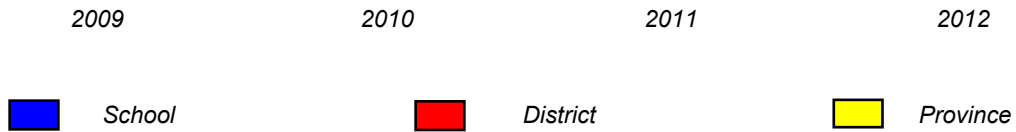
District 2 - Western

School #: 046      Bayside Academy

**Demand Writing**

*Percentage of students at level 3 or above (2009 - 2012)*

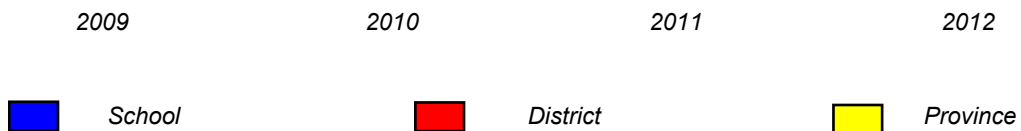
*School data with 5 or fewer students withheld for reasons of confidentiality.*



**Reading**

*Percentage of students at level 3 or above (2009 - 2012)*

*School data with 5 or fewer students withheld for reasons of confidentiality.*



\* In some cases, CRT numbers may exceed AGR numbers based on late enrolments. Pie chart is based on the number of students who wrote the CRT.

\* French Immersion students not included

\* Reading score is composite of Non-Fiction and Poet.

Mushuau Innu Natuashish School and Sheshatshiu Innu School are excluded from district and provincial results.

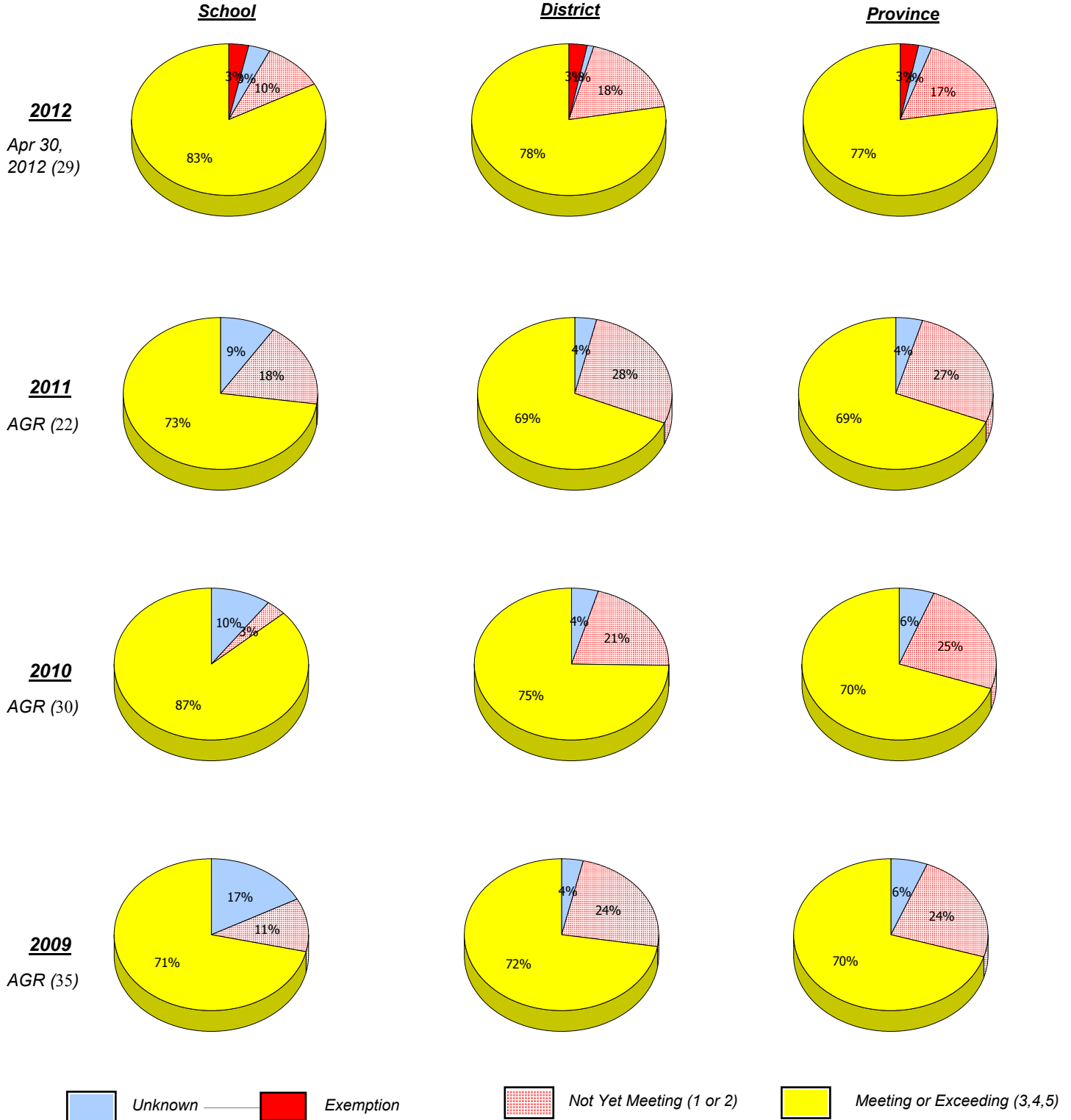
Source: Division of Evaluation and Research, Department of Education.



District 2 - Western

School #: 053 St. Anthony Elementary

***Demand Writing***



\* In some cases, CRT numbers may exceed AGR numbers based on late enrolments. Pie chart is based on the number of students who wrote the CRT.

\* French Immersion students not included

\* Reading score is composite of Non-Fiction and Poet.

Mushuau Innu Natuashish School and Sheshatshiu Innu School are excluded from district and provincial results.

Source: Division of Evaluation and Research, Department of Education.

District 2 - Western

School #: 053 St. Anthony Elementary

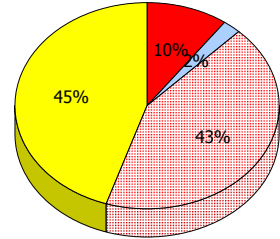
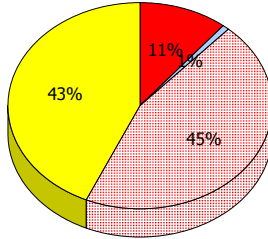
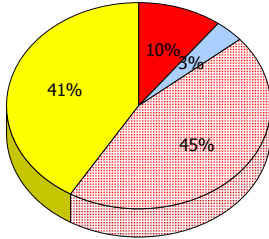
**Reading**

**School**

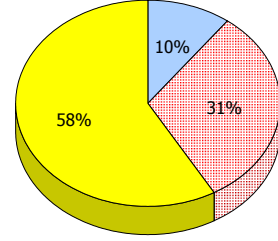
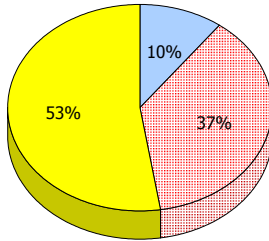
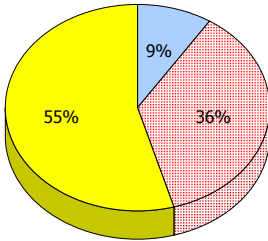
**District**

**Province**

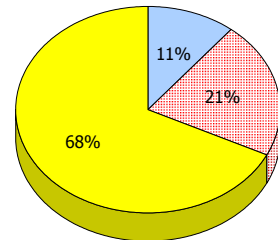
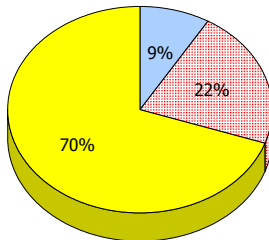
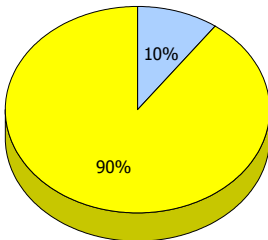
**2012**  
Apr 30,  
2012 (29)



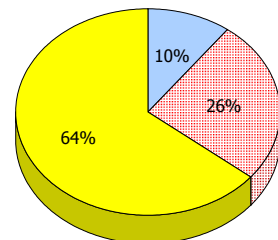
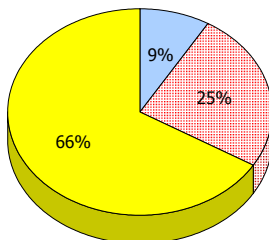
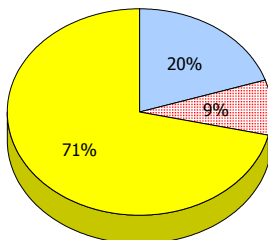
**2011**  
AGR (22)



**2010**  
AGR (30)



**2009**  
AGR (35)



Unknown
  Exemption
  Not Yet Meeting (1 or 2)
  Meeting or Exceeding (3,4,5)

\* In some cases, CRT numbers may exceed AGR numbers based on late enrolments. Pie chart is based on the number of students who wrote the CRT.

\* French Immersion students not included

\* Reading score is composite of Non-Fiction and Poet.

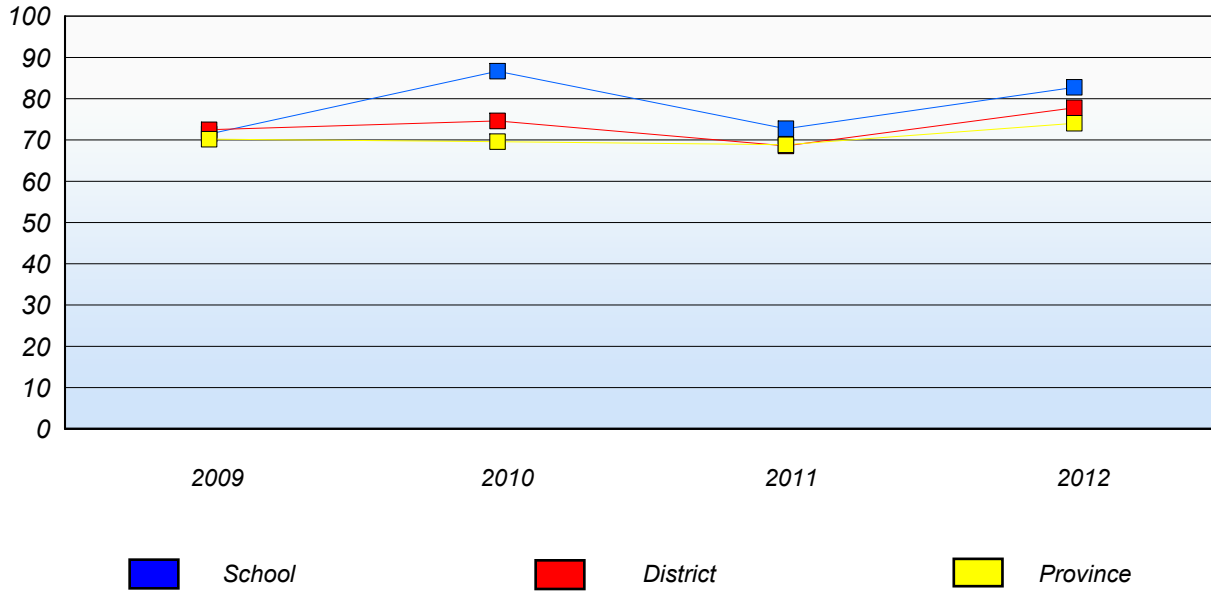
Mushuau Innu Natuashish School and Sheshatshiu Innu School are excluded from district and provincial results.

Source: Division of Evaluation and Research, Department of Education.

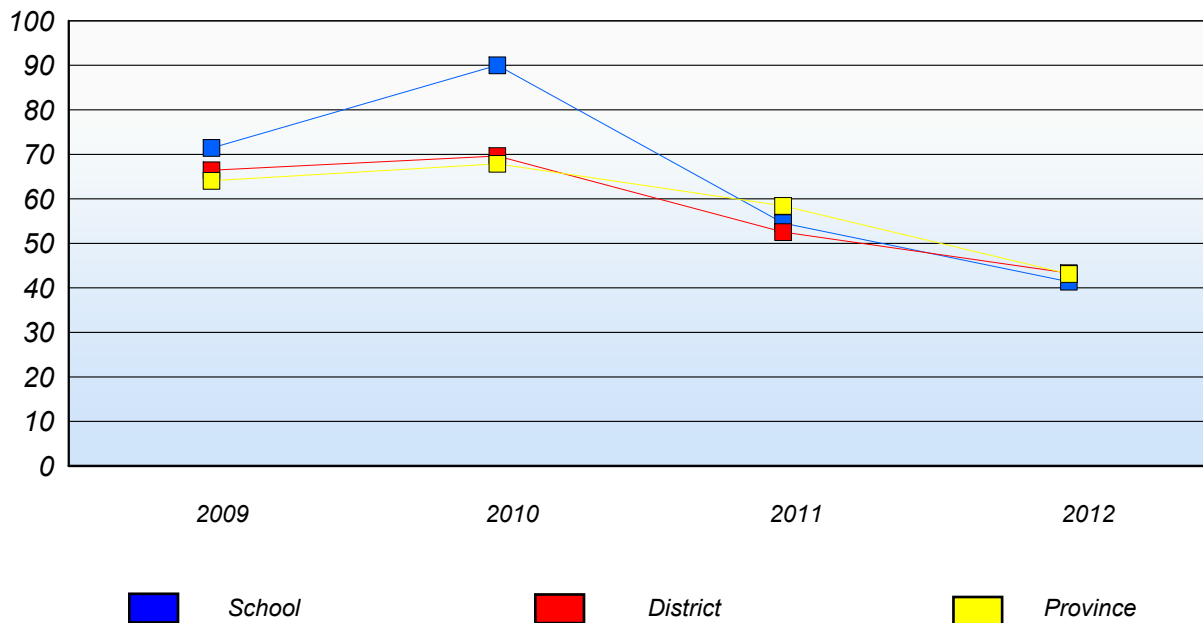
District 2 - Western

School #: 053 St. Anthony Elementary

**Demand Writing**  
 Percentage of students at level 3 or above (2009 - 2012)



**Reading**  
 Percentage of students at level 3 or above (2009 - 2012)



\* In some cases, CRT numbers may exceed AGR numbers based on late enrolments. Pie chart is based on the number of students who wrote the CRT.

\* French Immersion students not included

\* Reading score is composite of Non-Fiction and Poet.

Mushuau Innu Natuashish School and Sheshatshiu Innu School are excluded from district and provincial results.

Source: Division of Evaluation and Research, Department of Education.

District 2 - Western

School #: 054      St. Lewis Academy

***Demand Writing***

**School**

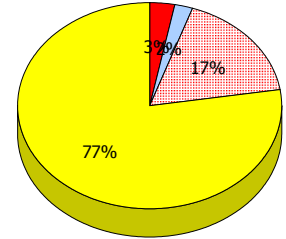
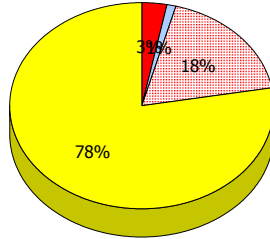
*School data with 5 or fewer students withheld for reasons of confidentiality.*

**District**

**Province**

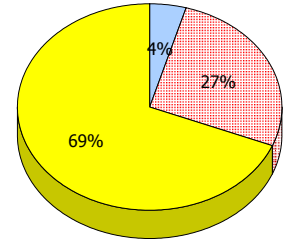
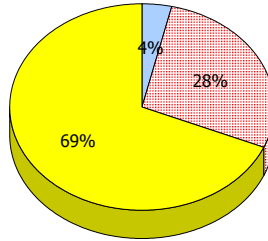
**2012**

Apr 30,  
2012 (1)



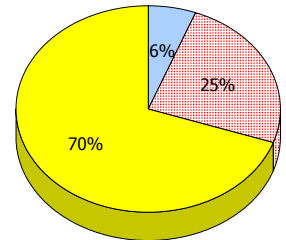
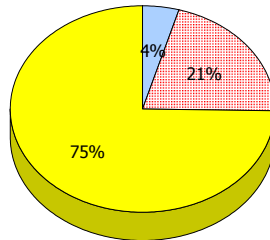
**2011**

AGR (2)



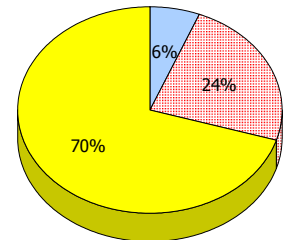
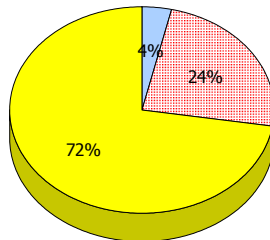
**2010**

AGR (2)



**2009**

AGR (1)



\* In some cases, CRT numbers may exceed AGR numbers based on late enrolments. Pie chart is based on the number of students who wrote the CRT.

\* French Immersion students not included

\* Reading score is composite of Non-Fiction and Poet.

Mushuau Innu Natuashish School and Sheshatshiu Innu School are excluded from district and provincial results.

Source: Division of Evaluation and Research, Department of Education.

District 2 - Western

School #: 054 St. Lewis Academy

**School**

*School data with 5 or fewer students  
withheld for reasons of confidentiality.*

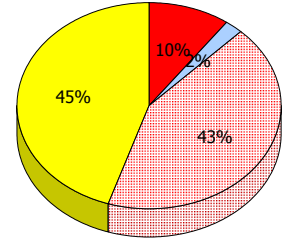
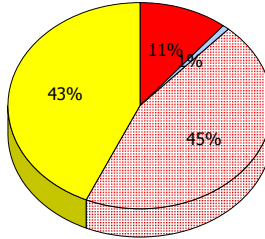
**Reading**

**District**

**Province**

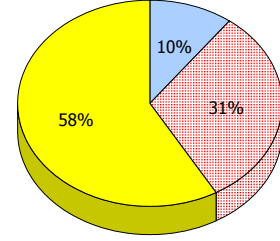
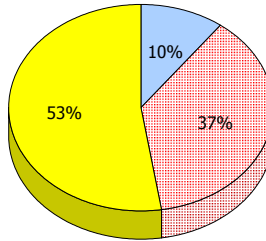
**2012**

Apr 30,  
2012 (1)



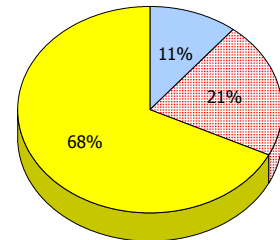
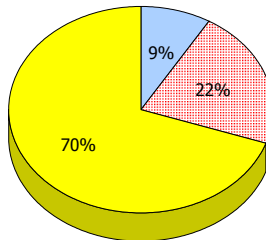
**2011**

AGR (2)



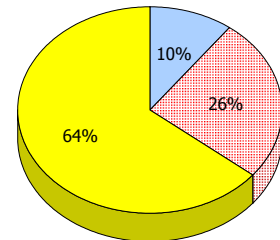
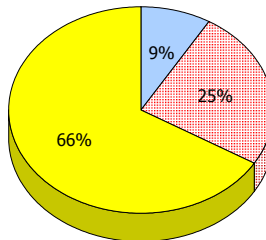
**2010**

AGR (2)



**2009**

AGR (1)



Unknown
  Exemption
  Not Yet Meeting (1 or 2)
  Meeting or Exceeding (3,4,5)

\* In some cases, CRT numbers may exceed AGR numbers based on late enrolments. Pie chart is based on the number of students who wrote the CRT.

\* French Immersion students not included

\* Reading score is composite of Non-Fiction and Poet.

Mushuau Innu Natuashish School and Sheshatshiu Innu School are excluded from district and provincial results.

Source: Division of Evaluation and Research, Department of Education.

**District 2 - Western**

School #: 054      St. Lewis Academy

***Demand Writing***

*Percentage of students at level 3 or above (2009 - 2012)*

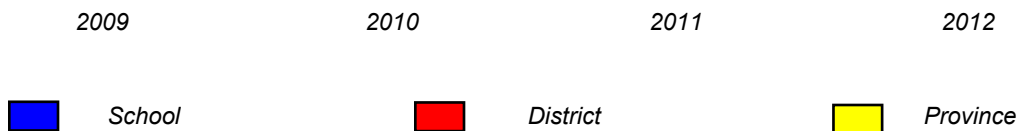
*School data with 5 or fewer students withheld for reasons of confidentiality.*



***Reading***

*Percentage of students at level 3 or above (2009 - 2012)*

*School data with 5 or fewer students withheld for reasons of confidentiality.*



\* In some cases, CRT numbers may exceed AGR numbers based on late enrolments. Pie chart is based on the number of students who wrote the CRT.

\* French Immersion students not included

\* Reading score is composite of Non-Fiction and Poet.

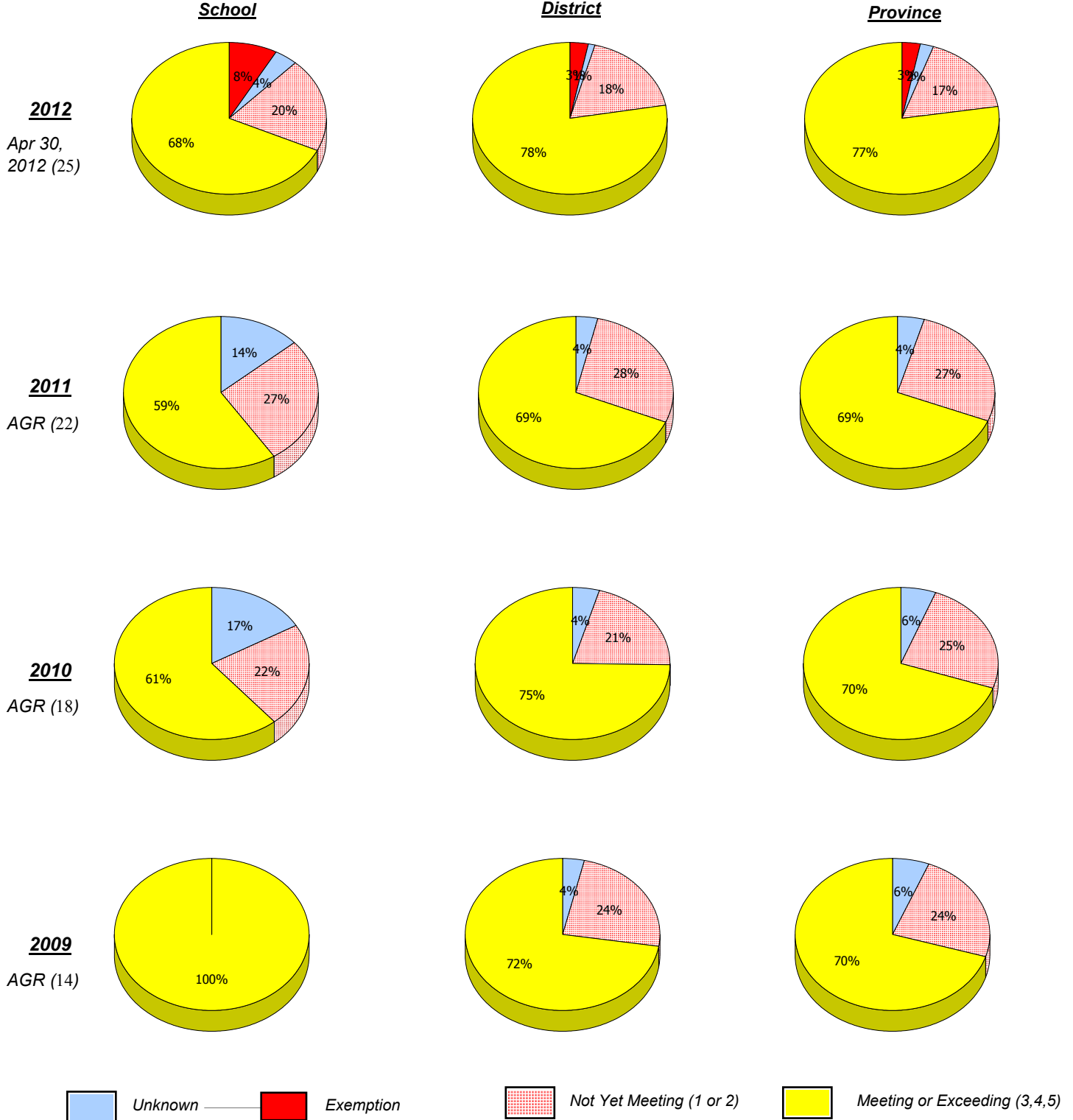
Mushuau Innu Natuashish School and Sheshatshiu Innu School are excluded from district and provincial results.

Source: Division of Evaluation and Research, Department of Education.

District 2 - Western

School #: 057 St. Peter's Academy

**Demand Writing**



\* In some cases, CRT numbers may exceed AGR numbers based on late enrolments. Pie chart is based on the number of students who wrote the CRT.

\* French Immersion students not included

\* Reading score is composite of Non-Fiction and Poet.

Mushuau Innu Natuashish School and Sheshatshiu Innu School are excluded from district and provincial results.

Source: Division of Evaluation and Research, Department of Education.

District 2 - Western

School #: 057 St. Peter's Academy

**Reading**

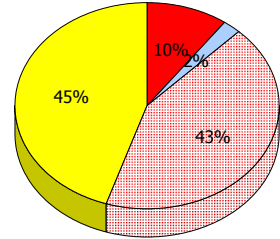
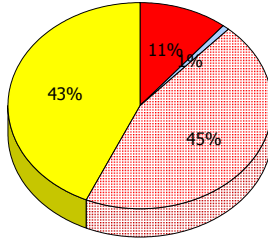
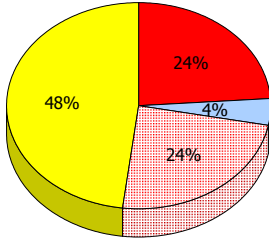
**School**

**District**

**Province**

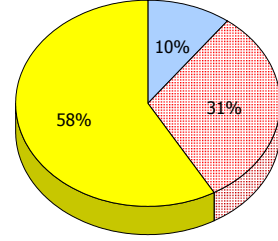
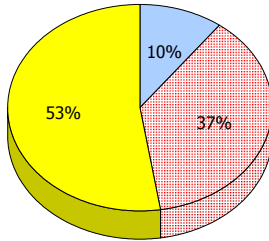
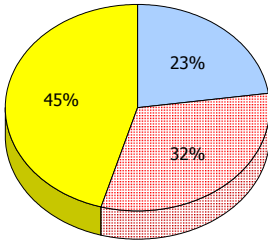
**2012**

Apr 30,  
2012 (25)



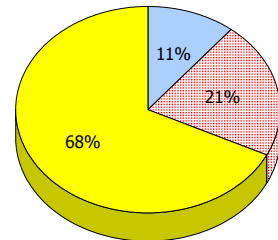
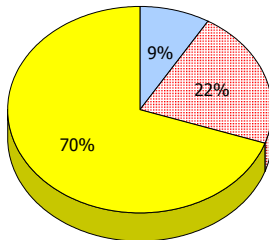
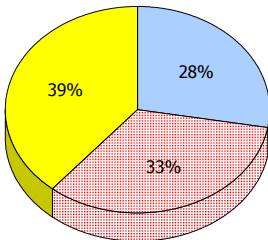
**2011**

AGR (22)



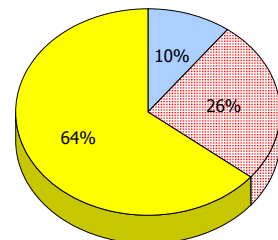
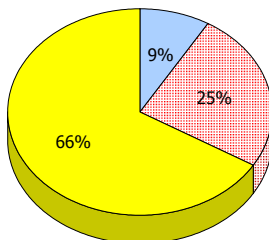
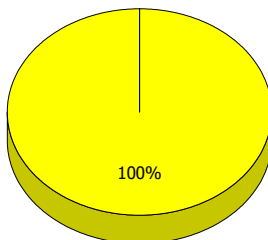
**2010**

AGR (18)



**2009**

AGR (14)



Unknown
  Exemption
  Not Yet Meeting (1 or 2)
  Meeting or Exceeding (3,4,5)

\* In some cases, CRT numbers may exceed AGR numbers based on late enrolments. Pie chart is based on the number of students who wrote the CRT.

\* French Immersion students not included

\* Reading score is composite of Non-Fiction and Poet.

Mushuau Innu Natuashish School and Sheshatshiu Innu School are excluded from district and provincial results.

Source: Division of Evaluation and Research, Department of Education.

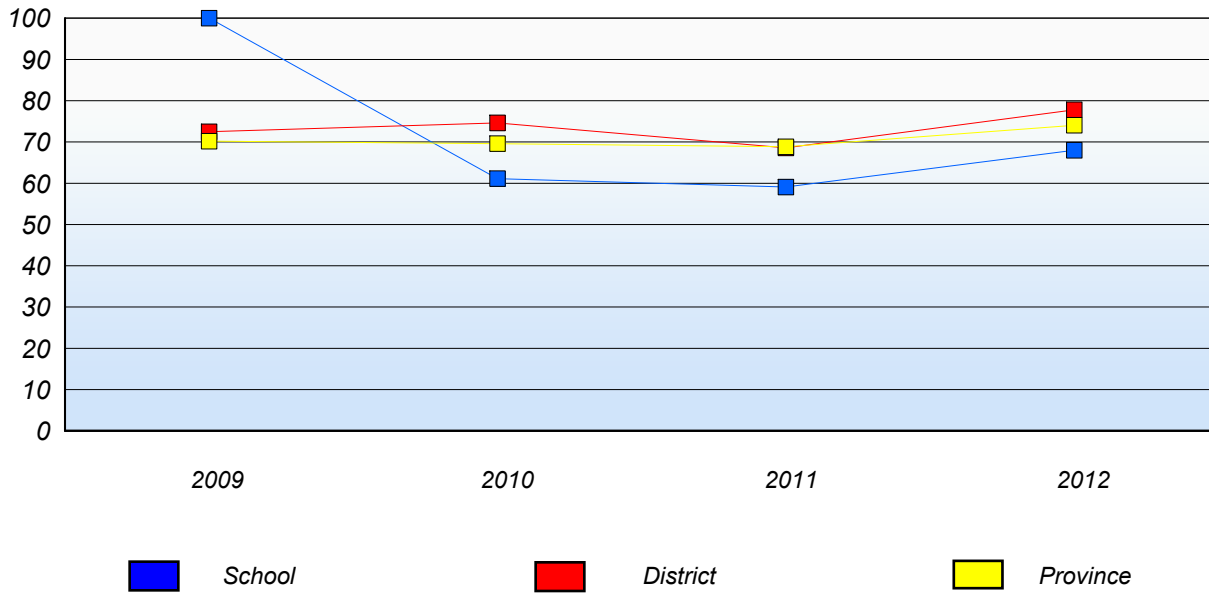


District 2 - Western

School #: 057 St. Peter's Academy

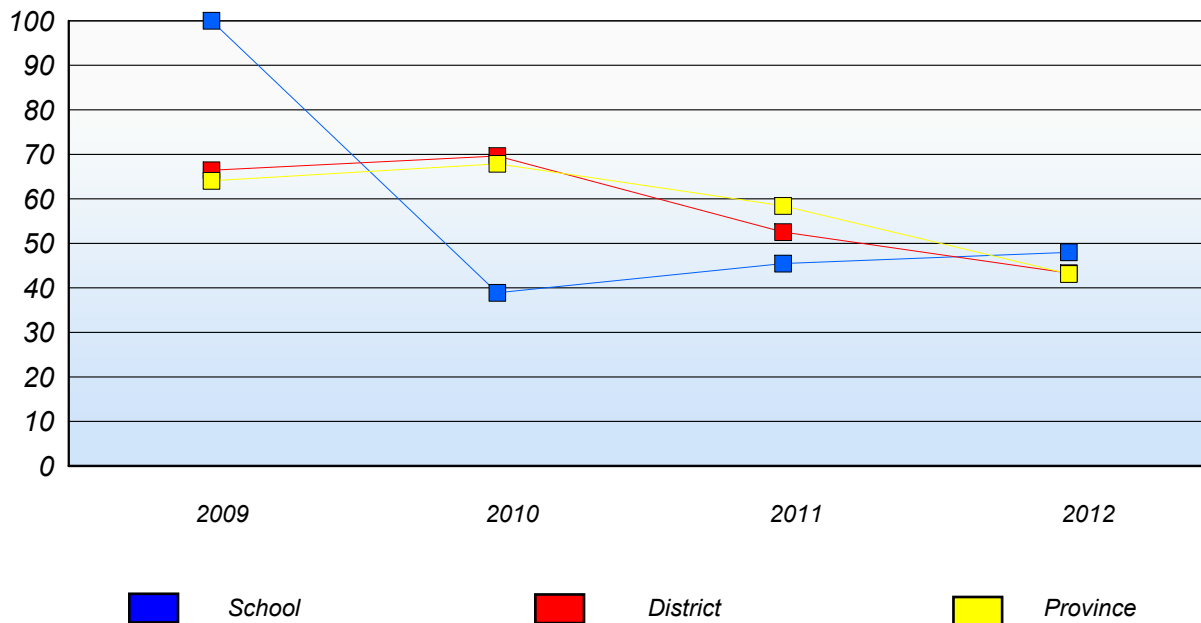
**Demand Writing**

Percentage of students at level 3 or above (2009 - 2012)



**Reading**

Percentage of students at level 3 or above (2009 - 2012)



\* In some cases, CRT numbers may exceed AGR numbers based on late enrolments. Pie chart is based on the number of students who wrote the CRT.

\* French Immersion students not included

\* Reading score is composite of Non-Fiction and Poet.

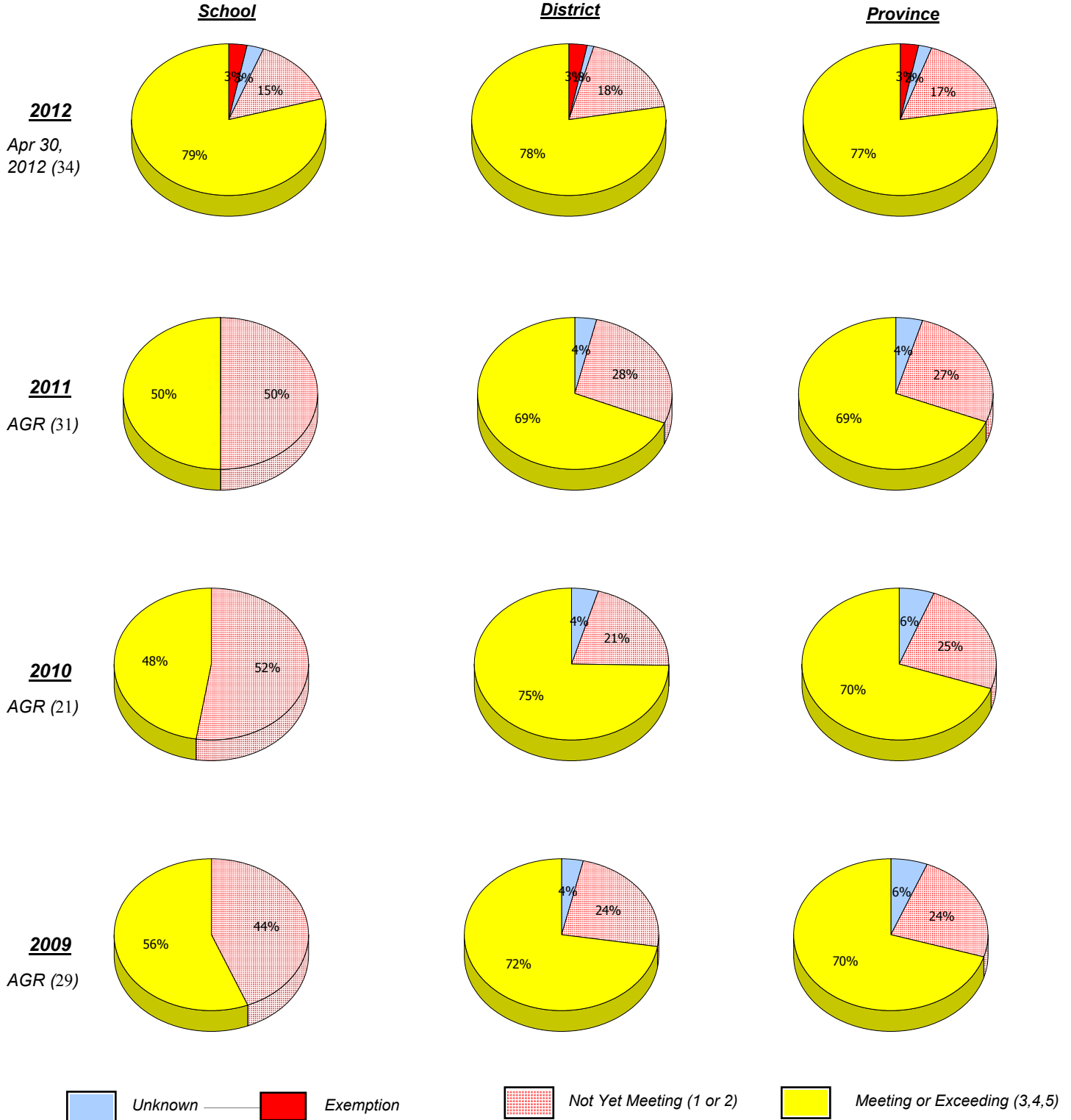
Mushuau Innu Natuashish School and Sheshatshiu Innu School are excluded from district and provincial results.

Source: Division of Evaluation and Research, Department of Education.

District 2 - Western

School #: 060 C.C. Loughlin Elementary

***Demand Writing***



\* In some cases, CRT numbers may exceed AGR numbers based on late enrolments. Pie chart is based on the number of students who wrote the CRT.

\* French Immersion students not included

\* Reading score is composite of Non-Fiction and Poet.

Mushuau Innu Natuashish School and Sheshatshiu Innu School are excluded from district and provincial results.

Source: Division of Evaluation and Research, Department of Education.

District 2 - Western

School #: 060 C.C. Loughlin Elementary

**Reading**

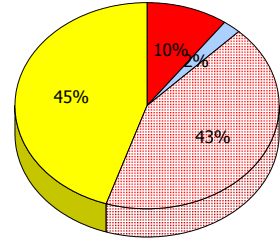
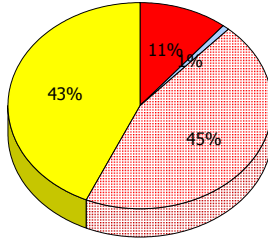
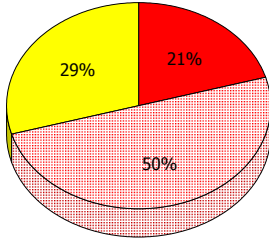
**School**

**District**

**Province**

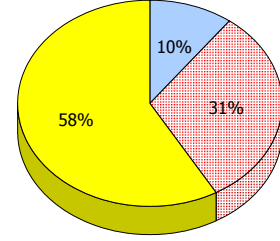
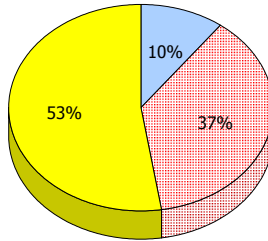
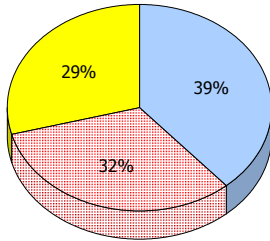
**2012**

Apr 30,  
2012 (34)



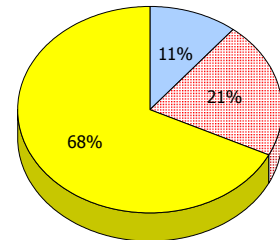
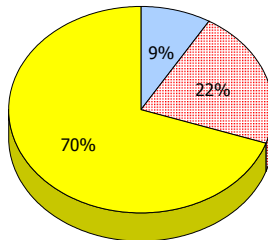
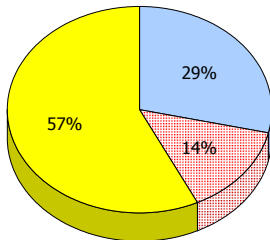
**2011**

AGR (31)



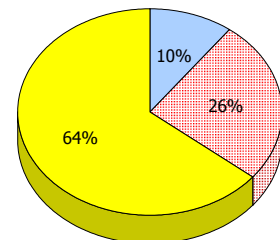
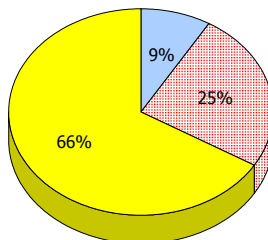
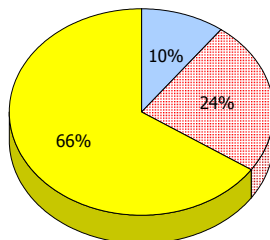
**2010**

AGR (21)



**2009**

AGR (29)



Unknown
  Exemption
  Not Yet Meeting (1 or 2)
  Meeting or Exceeding (3,4,5)

\* In some cases, CRT numbers may exceed AGR numbers based on late enrolments. Pie chart is based on the number of students who wrote the CRT.

\* French Immersion students not included

\* Reading score is composite of Non-Fiction and Poet.

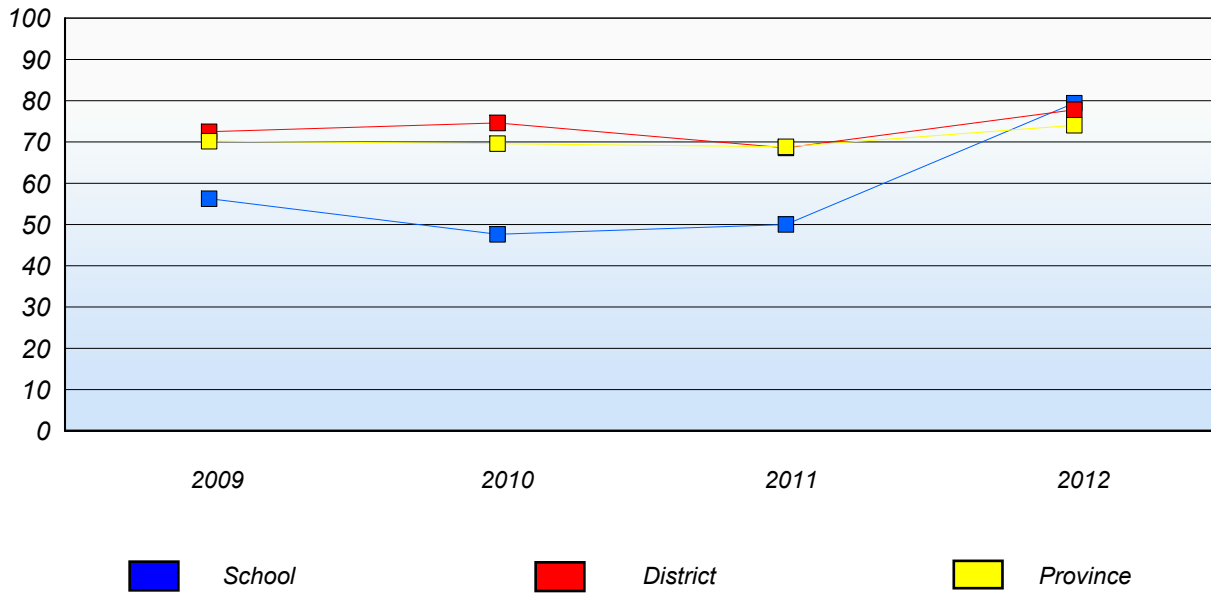
Mushuau Innu Natuashish School and Sheshatshiu Innu School are excluded from district and provincial results.

Source: Division of Evaluation and Research, Department of Education.

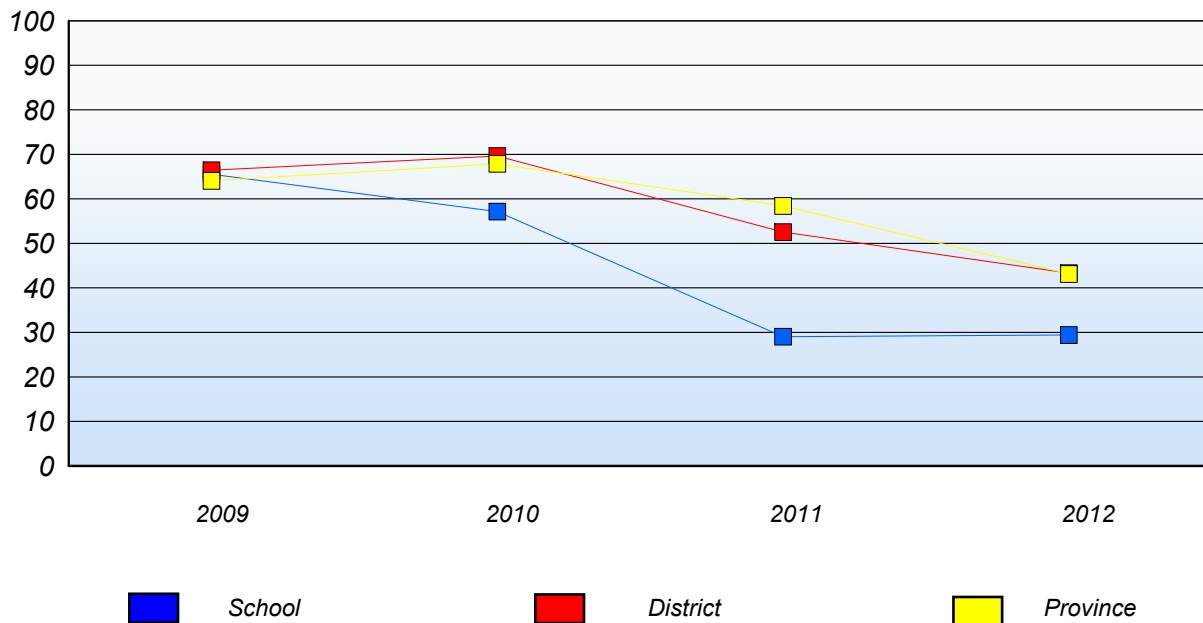
District 2 - Western

School #: 060      C.C. Loughlin Elementary

**Demand Writing**  
Percentage of students at level 3 or above (2009 - 2012)



**Reading**  
Percentage of students at level 3 or above (2009 - 2012)



\* In some cases, CRT numbers may exceed AGR numbers based on late enrolments. Pie chart is based on the number of students who wrote the CRT.

\* French Immersion students not included

\* Reading score is composite of Non-Fiction and Poet.

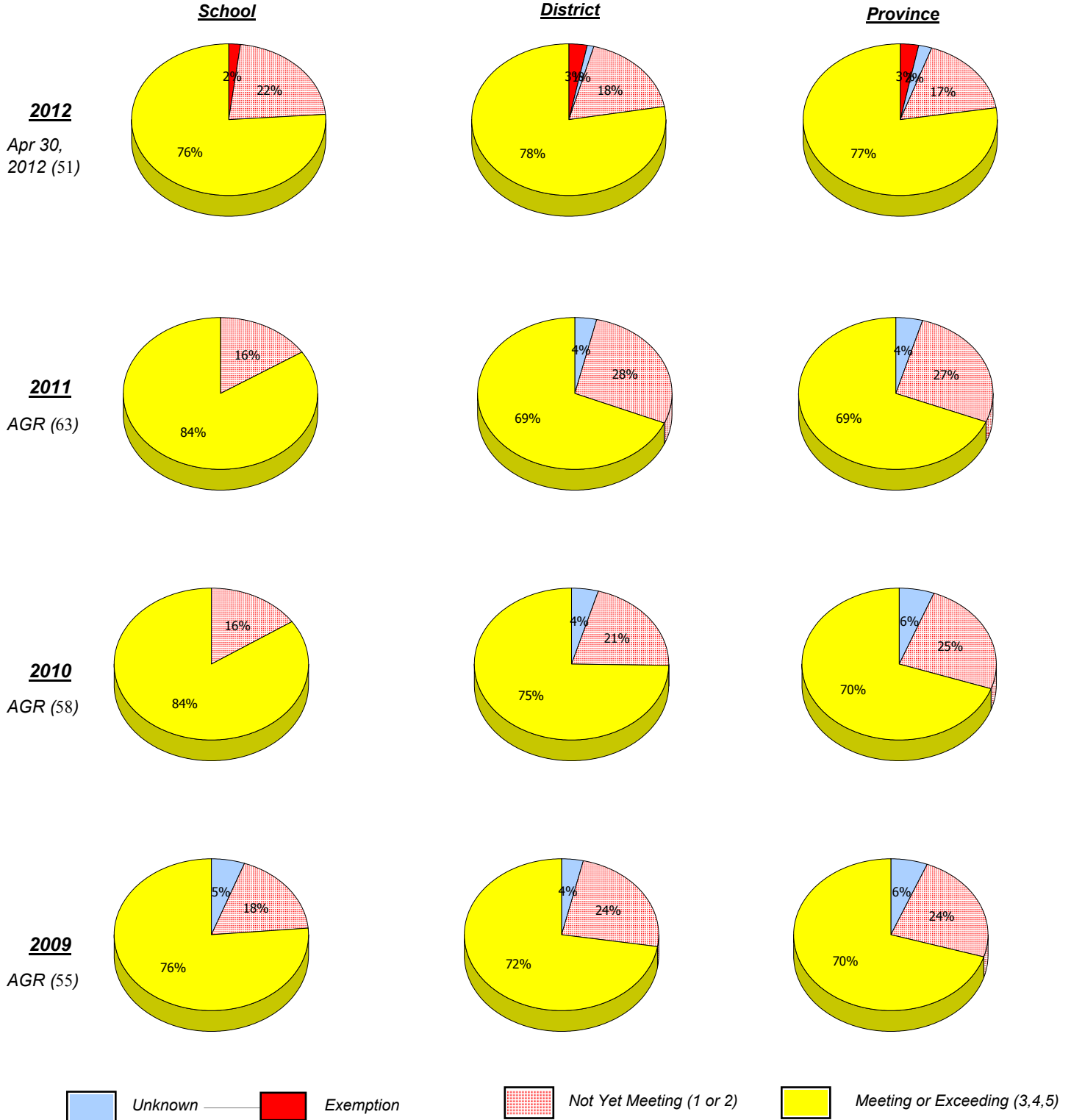
Mushuau Innu Natuashish School and Sheshatshiu Innu School are excluded from district and provincial results.

Source: Division of Evaluation and Research, Department of Education.

District 2 - Western

School #: 065 Humber Elementary

***Demand Writing***



\* In some cases, CRT numbers may exceed AGR numbers based on late enrolments. Pie chart is based on the number of students who wrote the CRT.

\* French Immersion students not included

\* Reading score is composite of Non-Fiction and Poet.

Mushuau Innu Natuashish School and Sheshatshiu Innu School are excluded from district and provincial results.

Source: Division of Evaluation and Research, Department of Education.

District 2 - Western

School #: 065 Humber Elementary

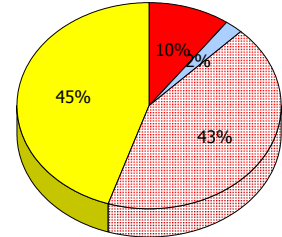
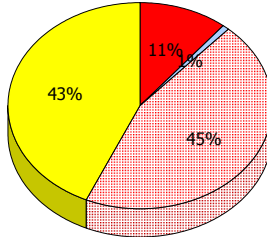
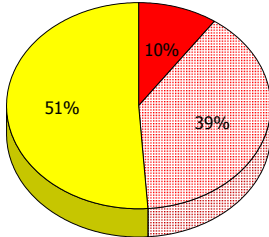
**Reading**

**School**

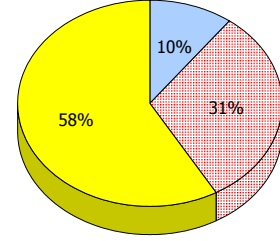
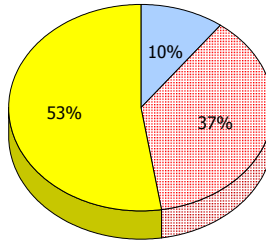
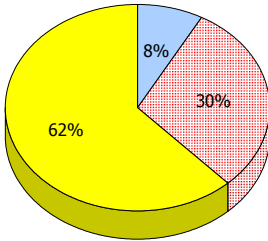
**District**

**Province**

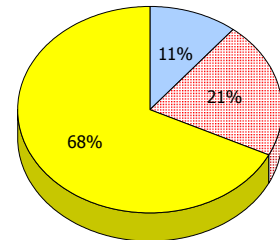
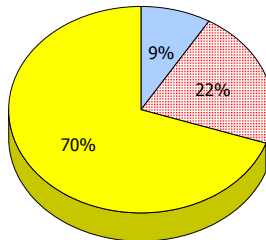
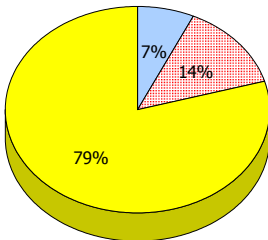
**2012**  
Apr 30,  
2012 (51)



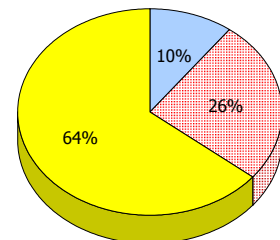
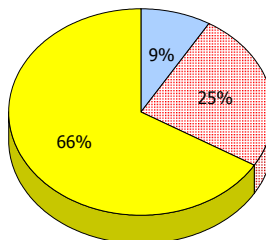
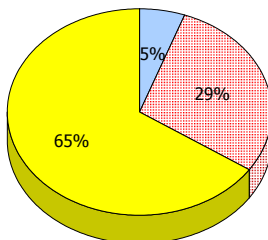
**2011**  
AGR (63)



**2010**  
AGR (58)



**2009**  
AGR (55)



Unknown Exemption Not Yet Meeting (1 or 2) Meeting or Exceeding (3,4,5)

\* In some cases, CRT numbers may exceed AGR numbers based on late enrolments. Pie chart is based on the number of students who wrote the CRT.

\* French Immersion students not included

\* Reading score is composite of Non-Fiction and Poet.

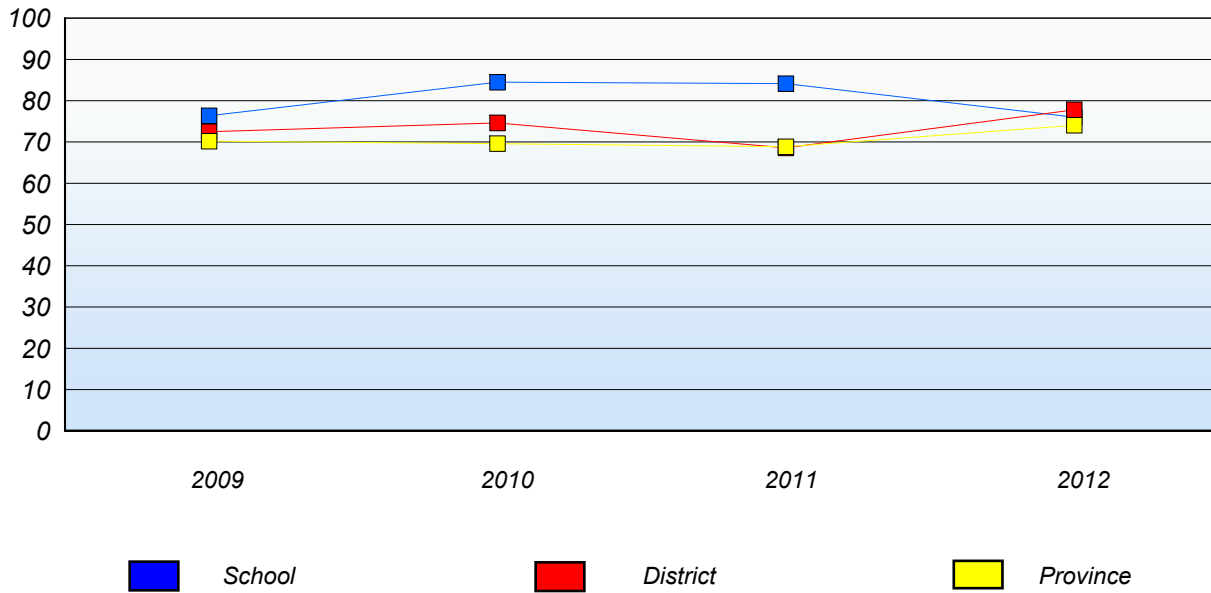
Mushuau Innu Natuashish School and Sheshatshiu Innu School are excluded from district and provincial results.

Source: Division of Evaluation and Research, Department of Education.

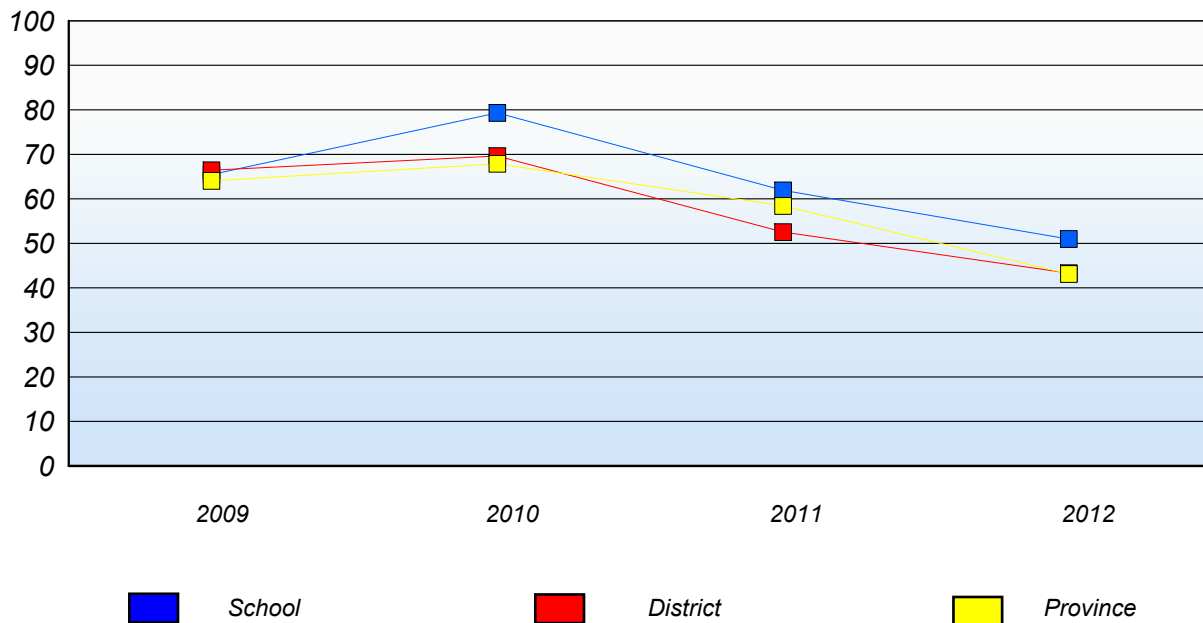
District 2 - Western

School #: 065 Humber Elementary

**Demand Writing**  
Percentage of students at level 3 or above (2009 - 2012)



**Reading**  
Percentage of students at level 3 or above (2009 - 2012)



\* In some cases, CRT numbers may exceed AGR numbers based on late enrolments. Pie chart is based on the number of students who wrote the CRT.

\* French Immersion students not included

\* Reading score is composite of Non-Fiction and Poet.

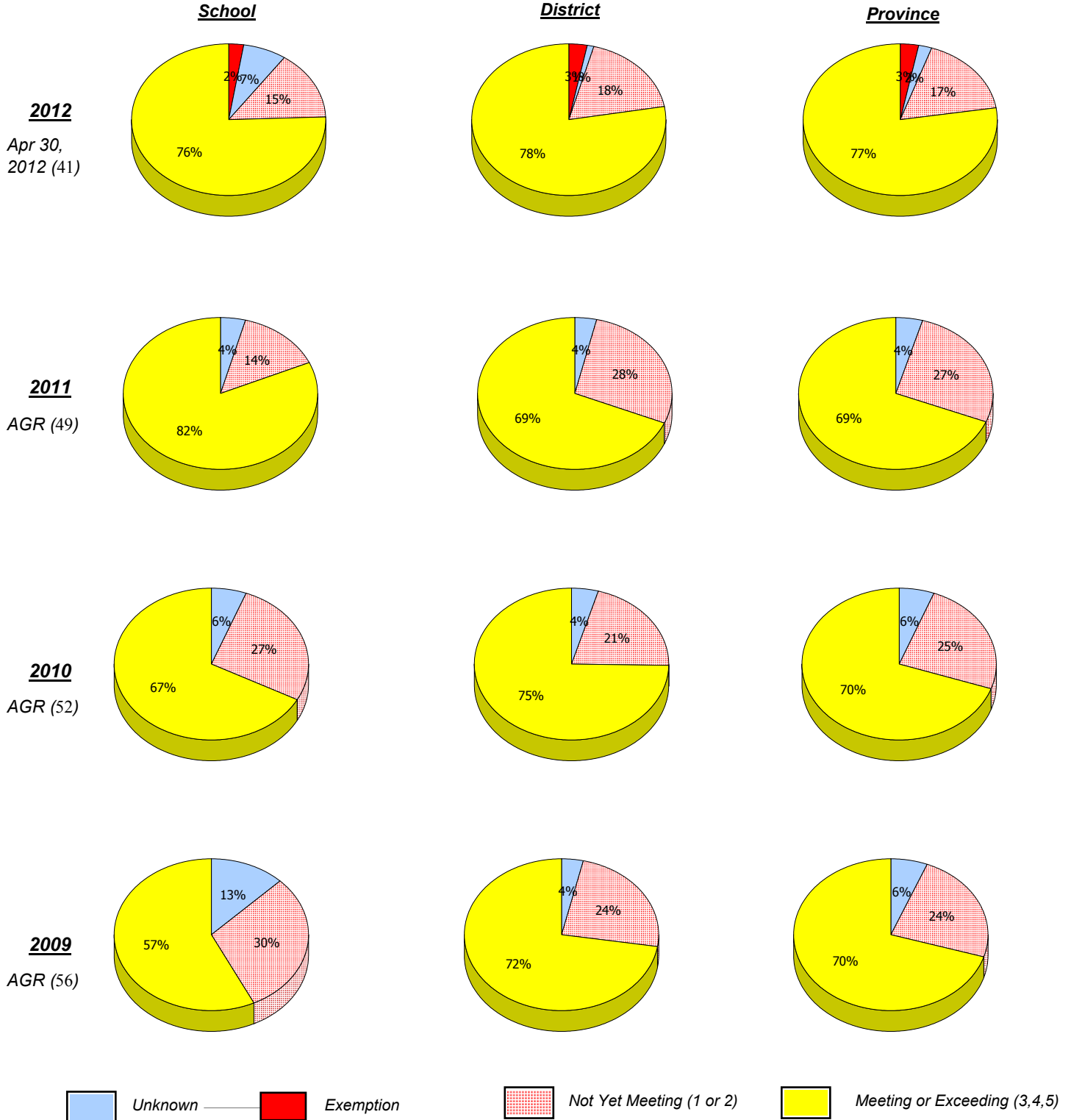
Mushuau Innu Natuashish School and Sheshatshiu Innu School are excluded from district and provincial results.

Source: Division of Evaluation and Research, Department of Education.

District 2 - Western

School #: 066 J.J. Curling Elementary

***Demand Writing***



\* In some cases, CRT numbers may exceed AGR numbers based on late enrolments. Pie chart is based on the number of students who wrote the CRT.

\* French Immersion students not included

\* Reading score is composite of Non-Fiction and Poet.

Mushuau Innu Natuashish School and Sheshatshiu Innu School are excluded from district and provincial results.

Source: Division of Evaluation and Research, Department of Education.



District 2 - Western

School #: 066 J.J. Curling Elementary

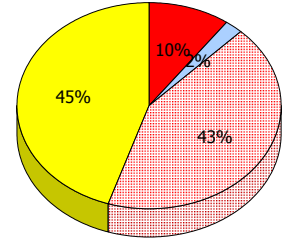
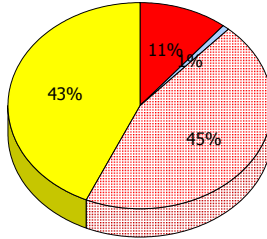
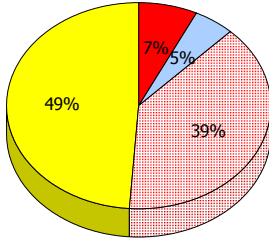
**Reading**

**School**

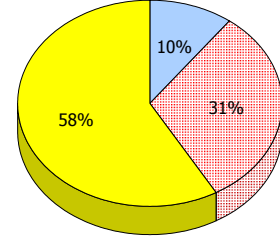
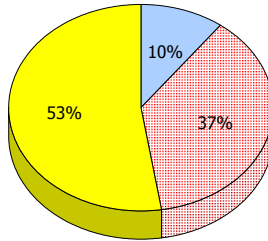
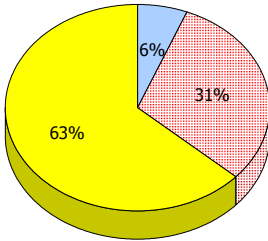
**District**

**Province**

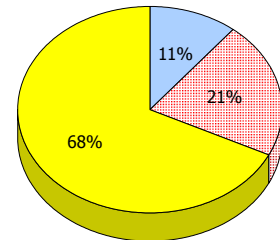
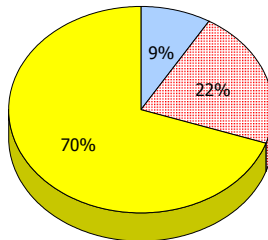
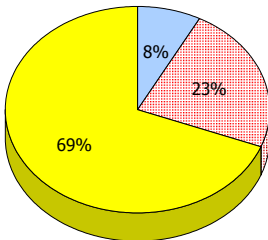
**2012**  
Apr 30,  
2012 (41)



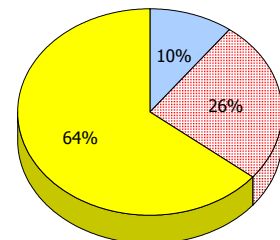
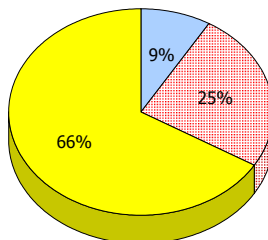
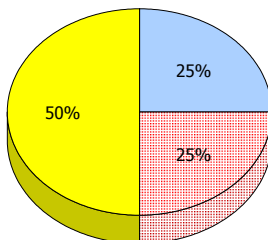
**2011**  
AGR (49)



**2010**  
AGR (52)



**2009**  
AGR (56)



Unknown
  Exemption
  Not Yet Meeting (1 or 2)
  Meeting or Exceeding (3,4,5)

\* In some cases, CRT numbers may exceed AGR numbers based on late enrolments. Pie chart is based on the number of students who wrote the CRT.

\* French Immersion students not included

\* Reading score is composite of Non-Fiction and Poet.

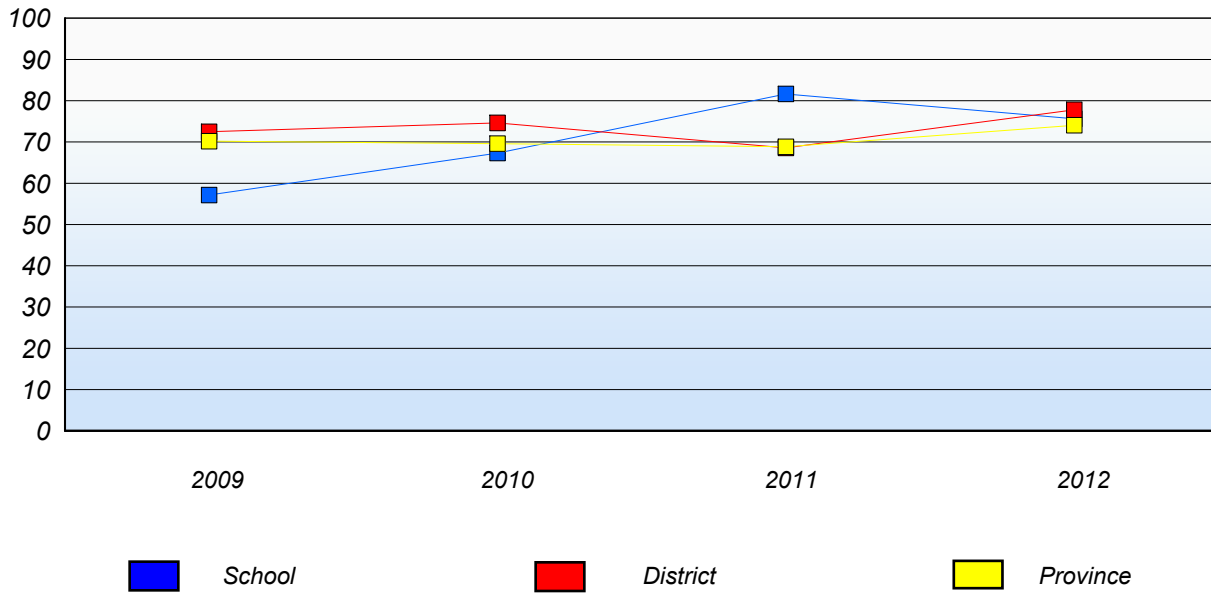
Mushuau Innu Natuashish School and Sheshatshiu Innu School are excluded from district and provincial results.

Source: Division of Evaluation and Research, Department of Education.

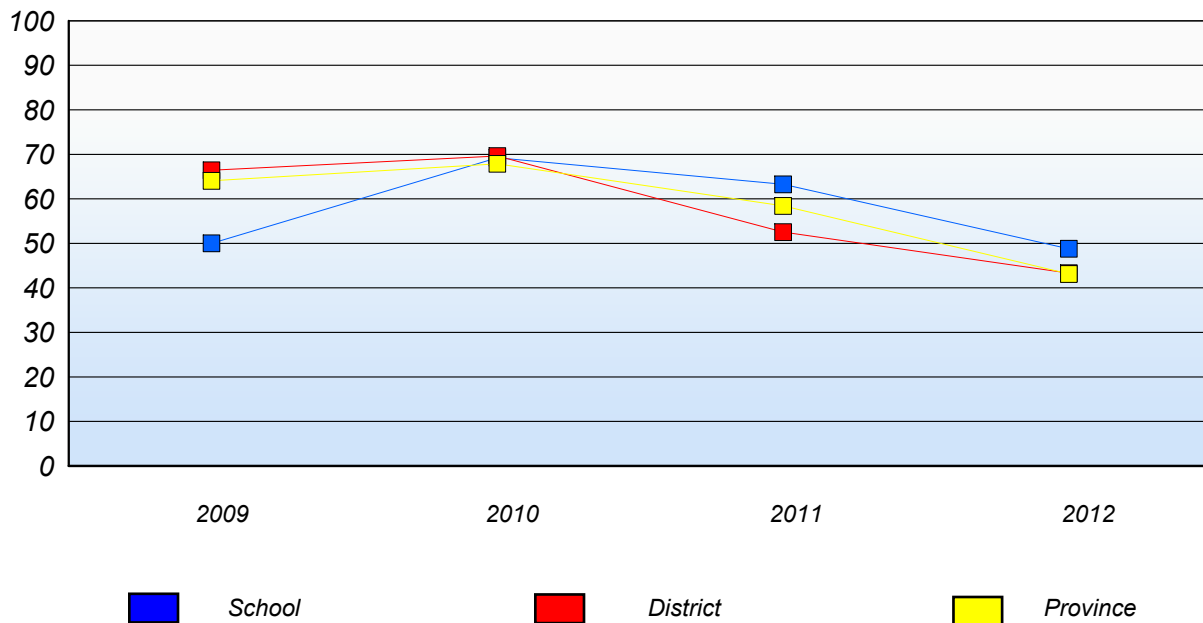
District 2 - Western

School #: 066 J.J. Curling Elementary

**Demand Writing**  
 Percentage of students at level 3 or above (2009 - 2012)



**Reading**  
 Percentage of students at level 3 or above (2009 - 2012)



\* In some cases, CRT numbers may exceed AGR numbers based on late enrolments. Pie chart is based on the number of students who wrote the CRT.

\* French Immersion students not included

\* Reading score is composite of Non-Fiction and Poet.

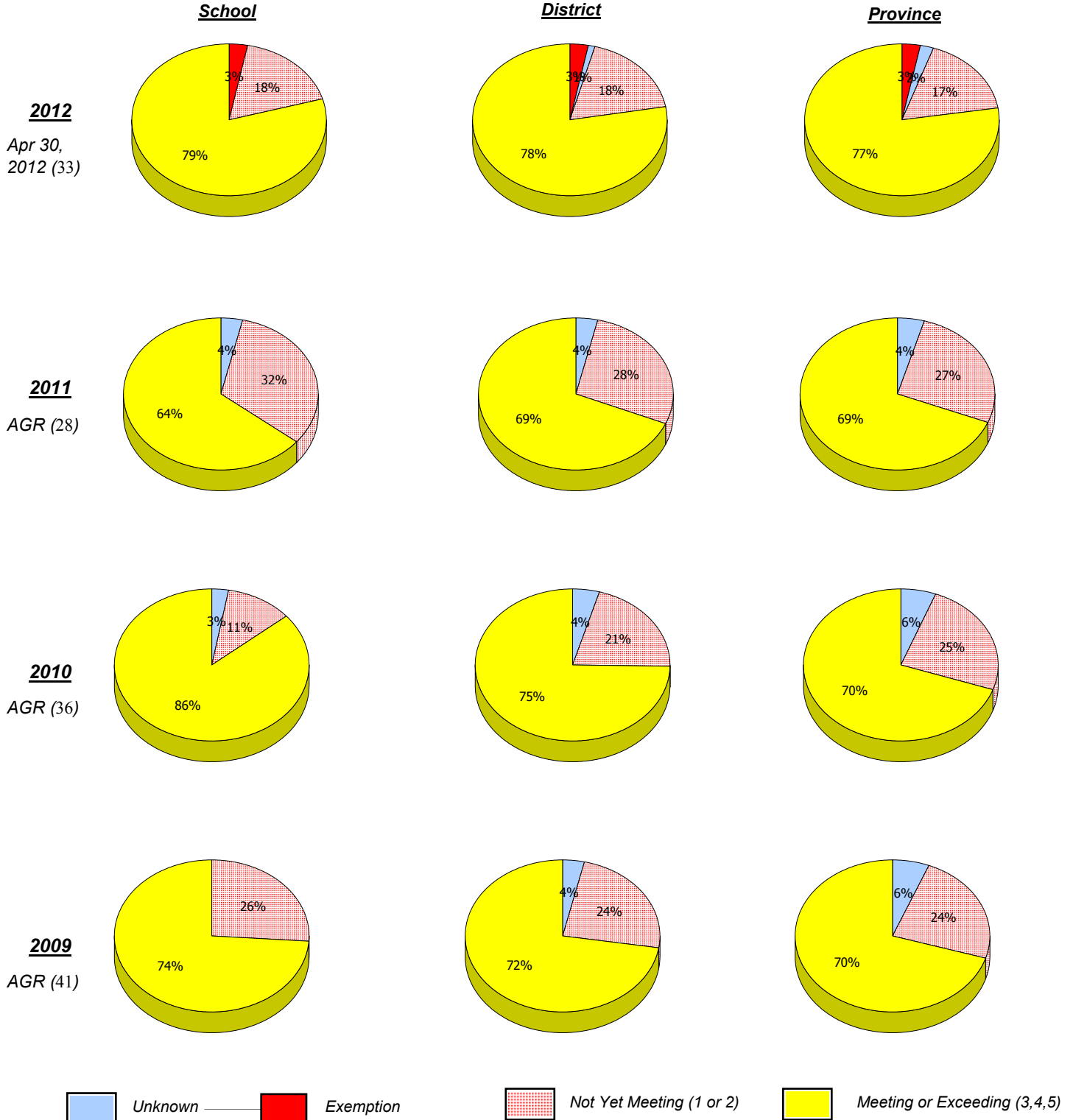
Mushuau Innu Natuashish School and Sheshatshiu Innu School are excluded from district and provincial results.

Source: Division of Evaluation and Research, Department of Education.

District 2 - Western

School #: 069 Sacred Heart Elementary

***Demand Writing***



\* In some cases, CRT numbers may exceed AGR numbers based on late enrolments. Pie chart is based on the number of students who wrote the CRT.

\* French Immersion students not included

\* Reading score is composite of Non-Fiction and Poet.

Mushuau Innu Natuashish School and Sheshatshiu Innu School are excluded from district and provincial results.

Source: Division of Evaluation and Research, Department of Education.

District 2 - Western

School #: 069 Sacred Heart Elementary

**Reading**

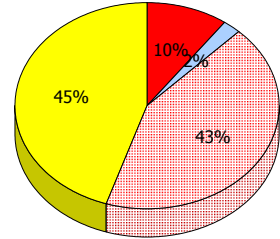
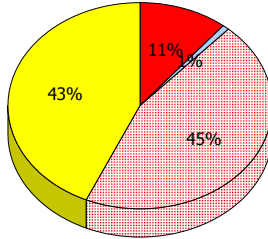
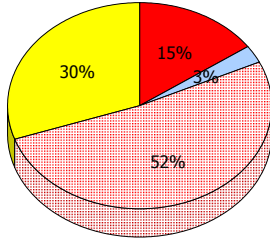
**School**

**District**

**Province**

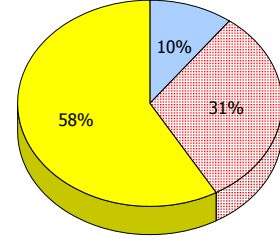
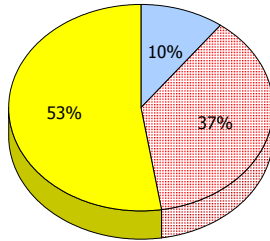
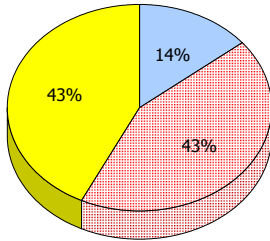
**2012**

Apr 30,  
2012 (33)



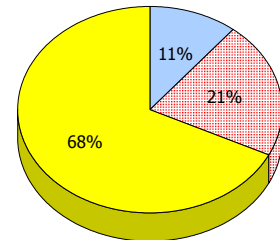
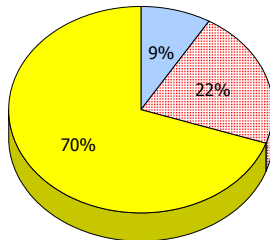
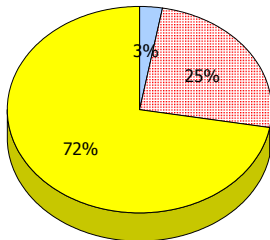
**2011**

AGR (28)



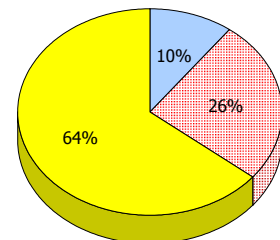
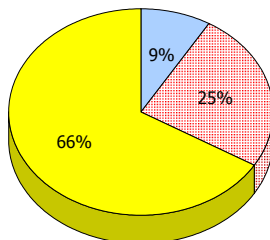
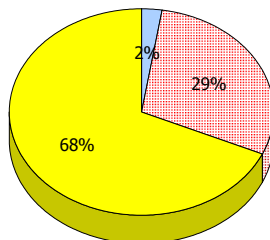
**2010**

AGR (36)



**2009**

AGR (41)



Unknown
  Exemption
  Not Yet Meeting (1 or 2)
  Meeting or Exceeding (3,4,5)

\* In some cases, CRT numbers may exceed AGR numbers based on late enrolments. Pie chart is based on the number of students who wrote the CRT.

\* French Immersion students not included

\* Reading score is composite of Non-Fiction and Poet.

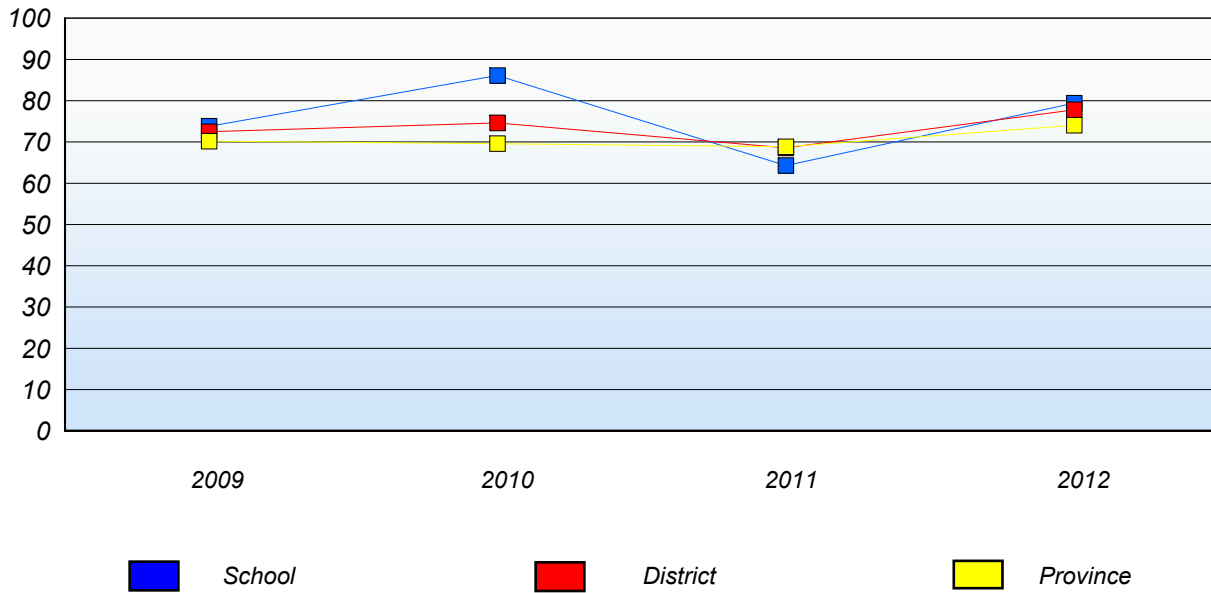
Mushuau Innu Natuashish School and Sheshatshiu Innu School are excluded from district and provincial results.

Source: Division of Evaluation and Research, Department of Education.

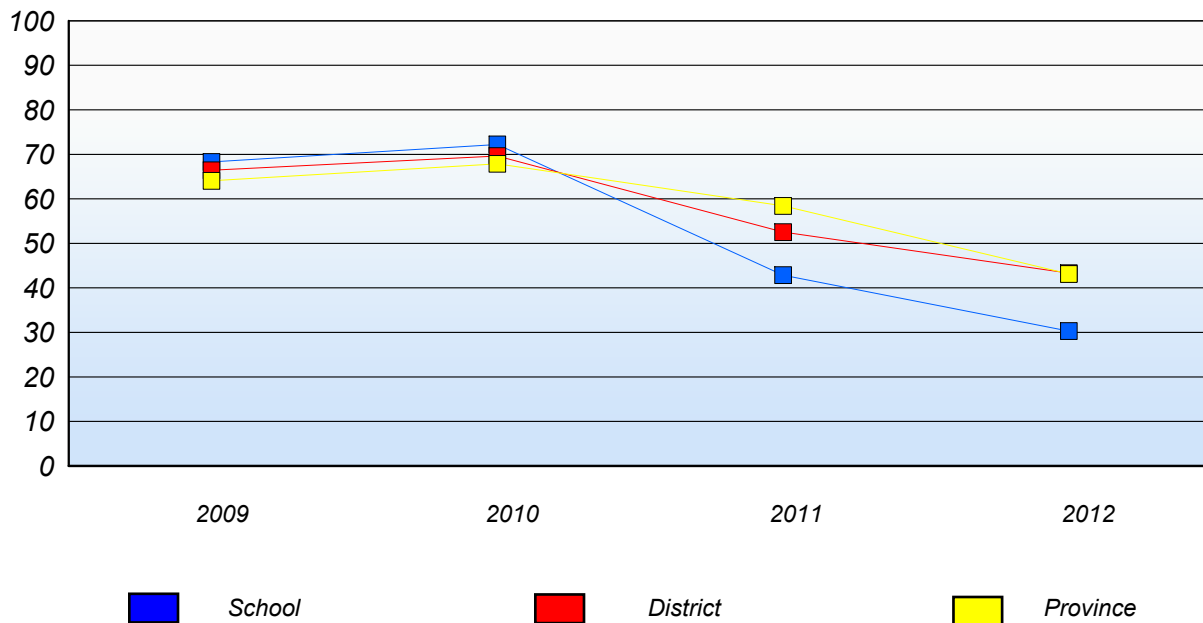
District 2 - Western

School #: 069 Sacred Heart Elementary

**Demand Writing**  
 Percentage of students at level 3 or above (2009 - 2012)



**Reading**  
 Percentage of students at level 3 or above (2009 - 2012)



\* In some cases, CRT numbers may exceed AGR numbers based on late enrolments. Pie chart is based on the number of students who wrote the CRT.

\* French Immersion students not included

\* Reading score is composite of Non-Fiction and Poet.

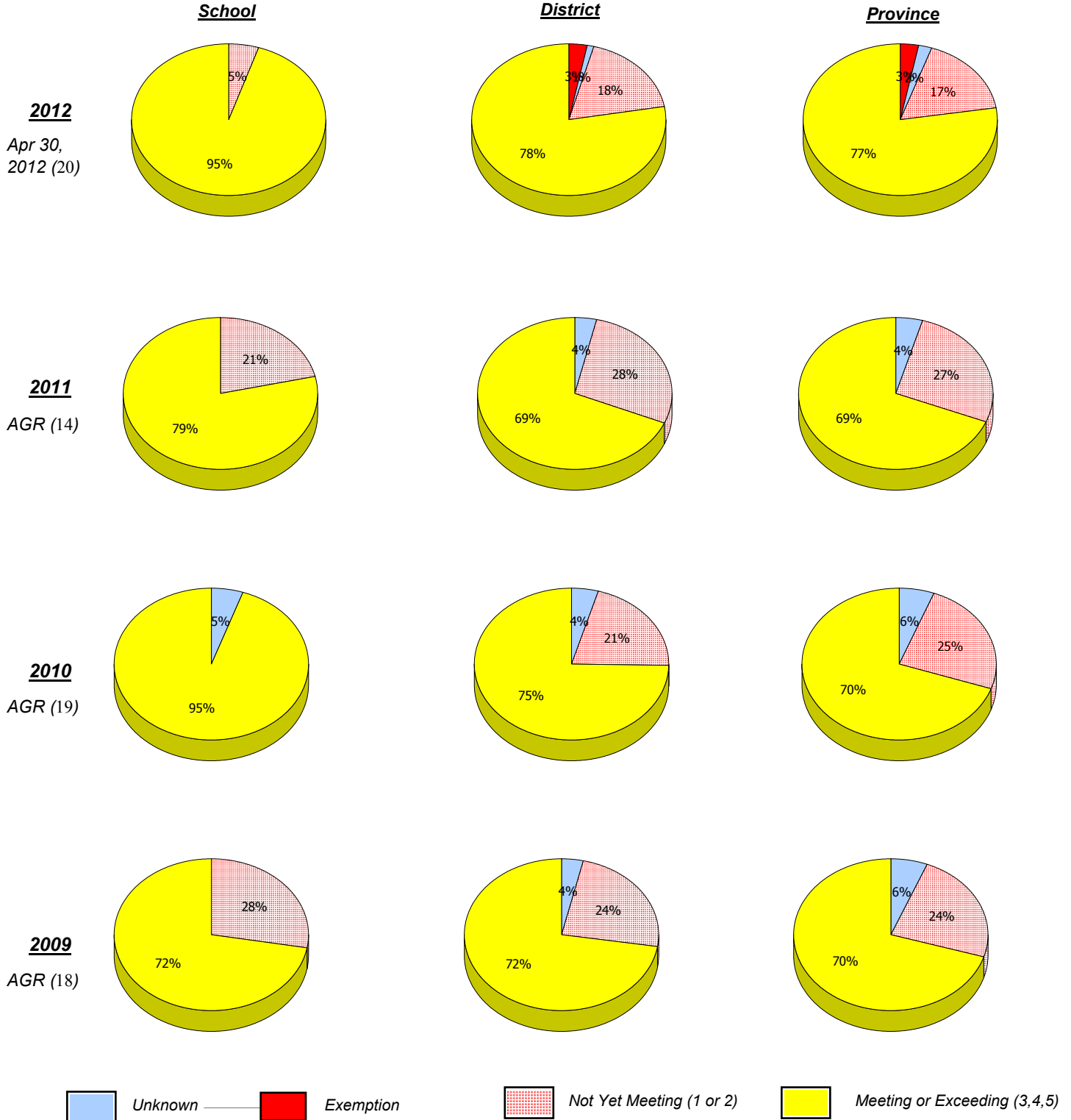
Mushuau Innu Natuashish School and Sheshatshiu Innu School are excluded from district and provincial results.

Source: Division of Evaluation and Research, Department of Education.

District 2 - Western

School #: 070 St. Gerard's Elementary

**Demand Writing**



\* In some cases, CRT numbers may exceed AGR numbers based on late enrolments. Pie chart is based on the number of students who wrote the CRT.

\* French Immersion students not included

\* Reading score is composite of Non-Fiction and Poet.

Mushuau Innu Natuashish School and Sheshatshiu Innu School are excluded from district and provincial results.

Source: Division of Evaluation and Research, Department of Education.

District 2 - Western

School #: 070 St. Gerard's Elementary

**Reading**

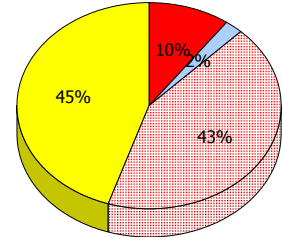
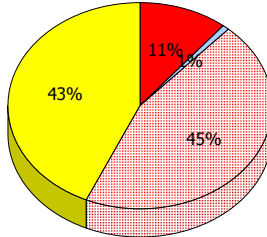
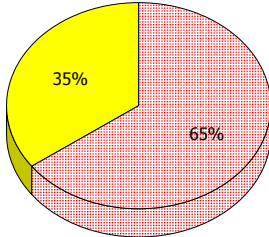
**School**

**District**

**Province**

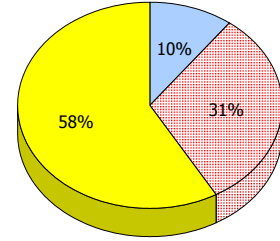
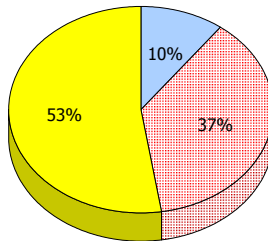
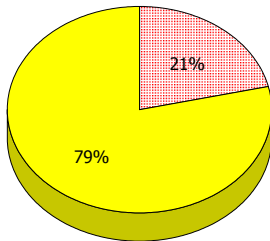
**2012**

Apr 30,  
2012 (20)



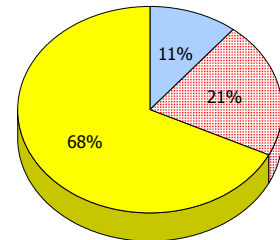
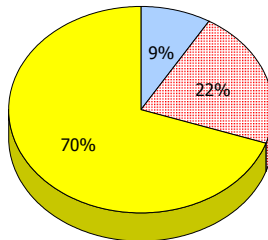
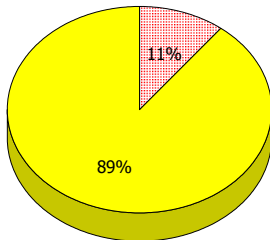
**2011**

AGR (14)



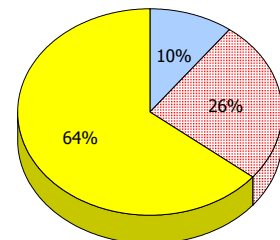
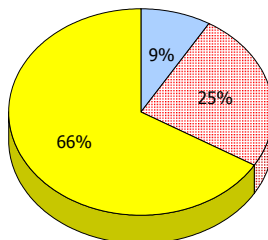
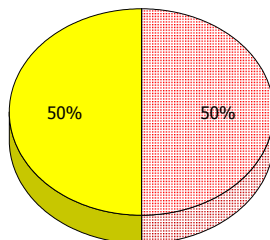
**2010**

AGR (19)



**2009**

AGR (18)



Unknown
  Exemption
  Not Yet Meeting (1 or 2)
  Meeting or Exceeding (3,4,5)

\* In some cases, CRT numbers may exceed AGR numbers based on late enrolments. Pie chart is based on the number of students who wrote the CRT.

\* French Immersion students not included

\* Reading score is composite of Non-Fiction and Poet.

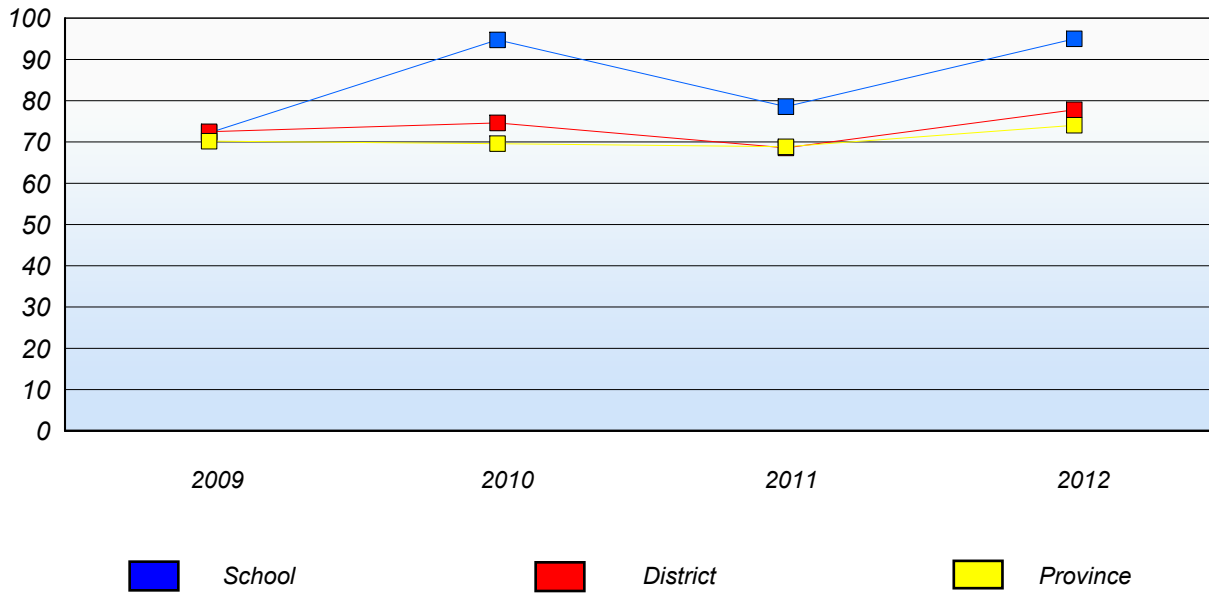
Mushuau Innu Natuashish School and Sheshatshiu Innu School are excluded from district and provincial results.

Source: Division of Evaluation and Research, Department of Education.

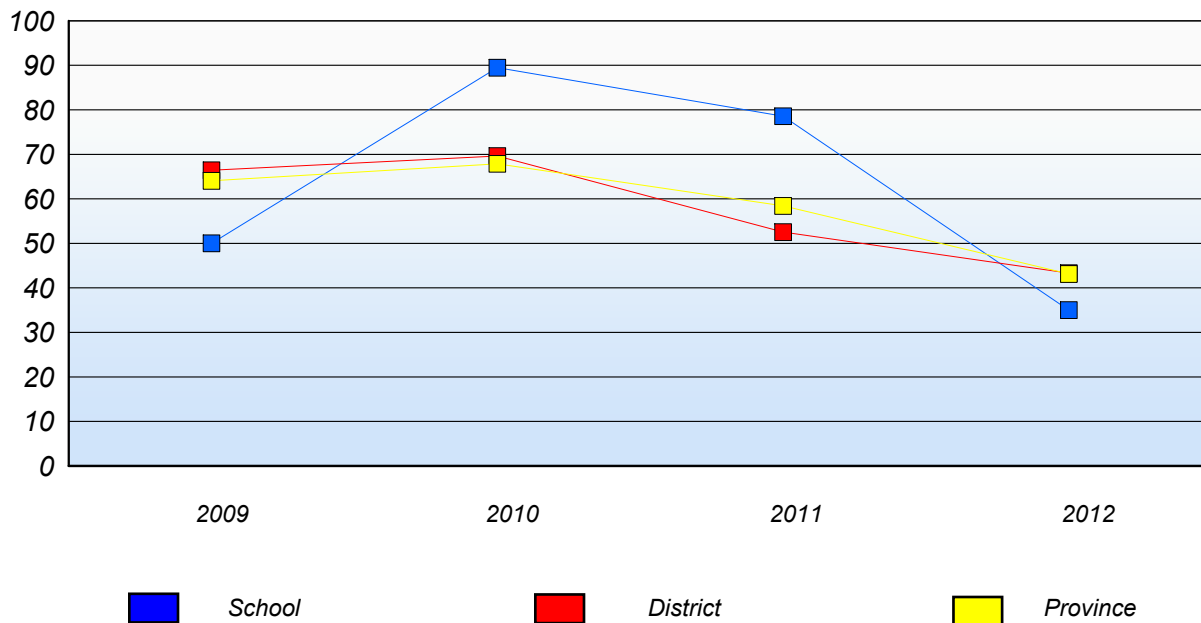
District 2 - Western

School #: 070 St. Gerard's Elementary

**Demand Writing**  
 Percentage of students at level 3 or above (2009 - 2012)



**Reading**  
 Percentage of students at level 3 or above (2009 - 2012)



\* In some cases, CRT numbers may exceed AGR numbers based on late enrolments. Pie chart is based on the number of students who wrote the CRT.

\* French Immersion students not included

\* Reading score is composite of Non-Fiction and Poet.

Mushuau Innu Natuashish School and Sheshatshiu Innu School are excluded from district and provincial results.

Source: Division of Evaluation and Research, Department of Education.



District 2 - Western

School #: 072 Holy Cross All Grade School

**Demand Writing**

**School**

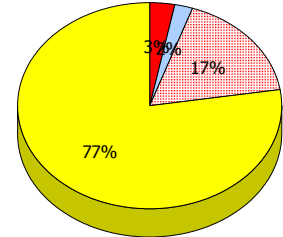
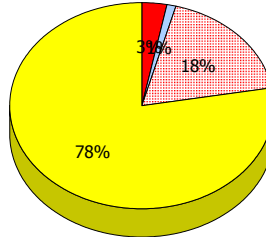
*School data with 5 or fewer students  
withheld for reasons of confidentiality.*

**District**

**Province**

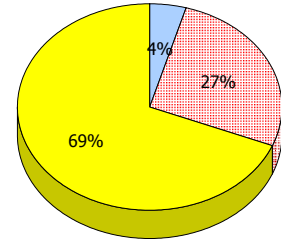
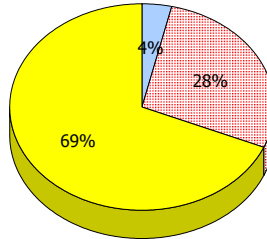
**2012**

Apr 30,  
2012 (5)



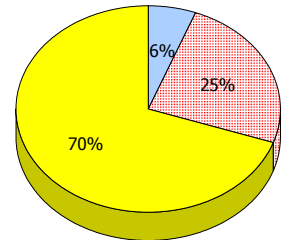
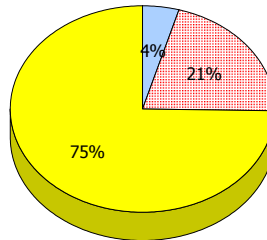
**2011**

AGR (2)



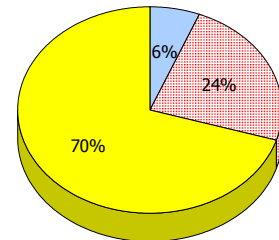
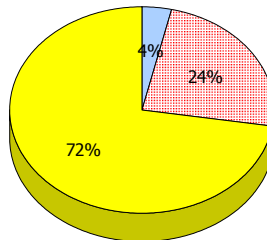
**2010**

AGR (2)



**2009**

AGR (3)



\* In some cases, CRT numbers may exceed AGR numbers based on late enrolments. Pie chart is based on the number of students who wrote the CRT.

\* French Immersion students not included

\* Reading score is composite of Non-Fiction and Poet.

Mushuau Innu Natuashish School and Sheshatshiu Innu School are excluded from district and provincial results.

Source: Division of Evaluation and Research, Department of Education.

District 2 - Western

School #: 072 Holy Cross All Grade School

**Reading**

**School**

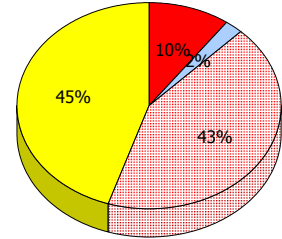
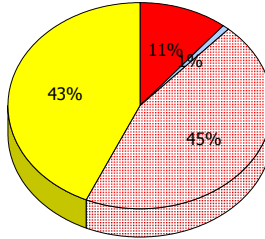
*School data with 5 or fewer students withheld for reasons of confidentiality.*

**District**

**Province**

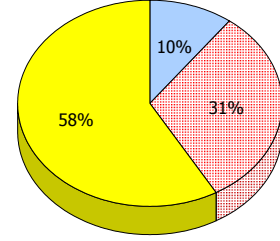
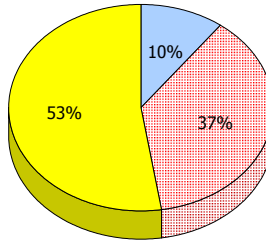
**2012**

Apr 30,  
2012 (5)



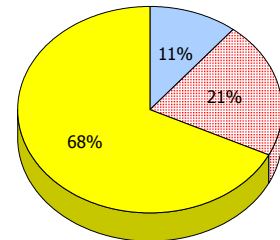
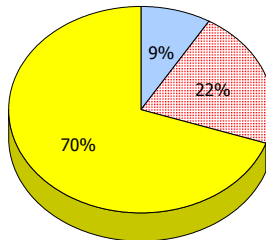
**2011**

AGR (2)



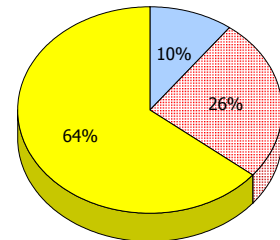
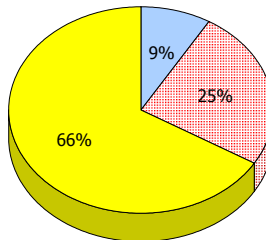
**2010**

AGR (2)



**2009**

AGR (3)



Unknown
  Exemption
  Not Yet Meeting (1 or 2)
  Meeting or Exceeding (3,4,5)

\* In some cases, CRT numbers may exceed AGR numbers based on late enrolments. Pie chart is based on the number of students who wrote the CRT.

\* French Immersion students not included

\* Reading score is composite of Non-Fiction and Poet.

Mushuau Innu Natuashish School and Sheshatshiu Innu School are excluded from district and provincial results.

Source: Division of Evaluation and Research, Department of Education.

District 2 - Western

School #: 072      Holy Cross All Grade School

---

**Demand Writing**

*Percentage of students at level 3 or above (2009 - 2012)*

*School data with 5 or fewer students withheld for reasons of confidentiality.*



**Reading**

*Percentage of students at level 3 or above (2009 - 2012)*

*School data with 5 or fewer students withheld for reasons of confidentiality.*



\* In some cases, CRT numbers may exceed AGR numbers based on late enrolments. Pie chart is based on the number of students who wrote the CRT.

\* French Immersion students not included

\* Reading score is composite of Non-Fiction and Poet.

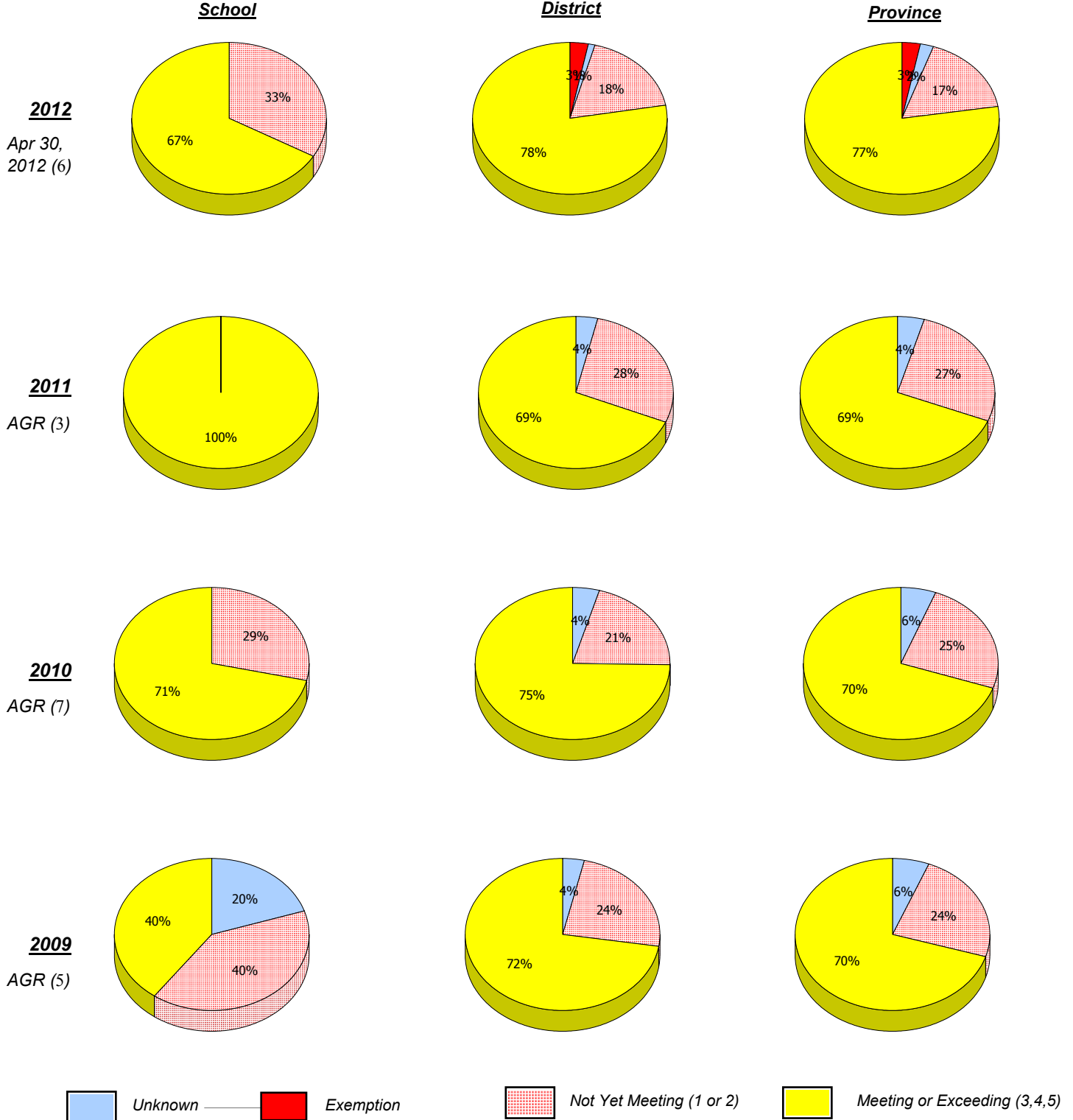
Mushuau Innu Natuashish School and Sheshatshiu Innu School are excluded from district and provincial results.

Source: Division of Evaluation and Research, Department of Education.

District 2 - Western

School #: 075 Hampden Academy

**Demand Writing**



\* In some cases, CRT numbers may exceed AGR numbers based on late enrolments. Pie chart is based on the number of students who wrote the CRT.

\* French Immersion students not included

\* Reading score is composite of Non-Fiction and Poet.

Mushuau Innu Natuashish School and Sheshatshiu Innu School are excluded from district and provincial results.

Source: Division of Evaluation and Research, Department of Education.

District 2 - Western

School #: 075 Hampden Academy

**Reading**

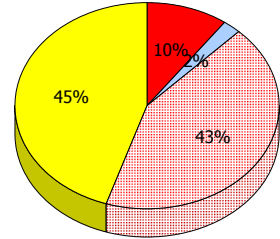
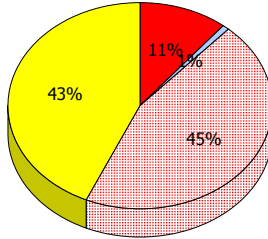
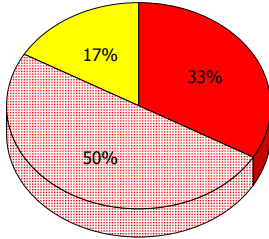
**School**

**District**

**Province**

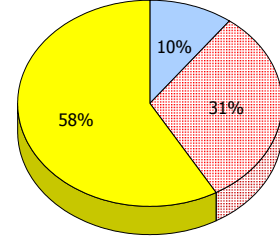
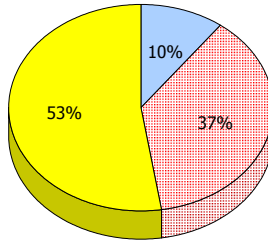
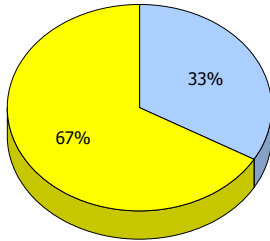
**2012**

Apr 30,  
2012 (6)



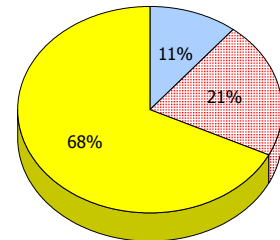
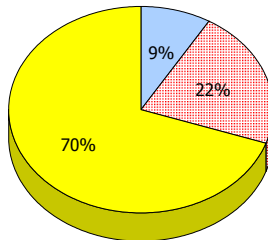
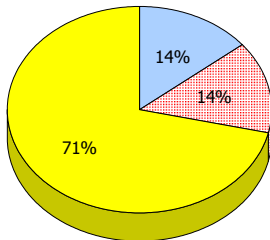
**2011**

AGR (3)



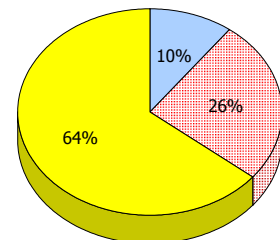
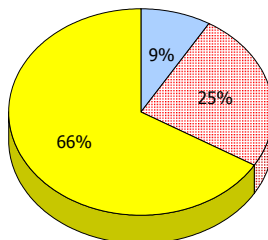
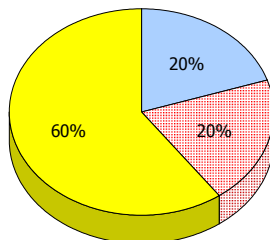
**2010**

AGR (7)



**2009**

AGR (5)



Unknown
  Exemption
  Not Yet Meeting (1 or 2)
  Meeting or Exceeding (3,4,5)

\* In some cases, CRT numbers may exceed AGR numbers based on late enrolments. Pie chart is based on the number of students who wrote the CRT.

\* French Immersion students not included

\* Reading score is composite of Non-Fiction and Poet.

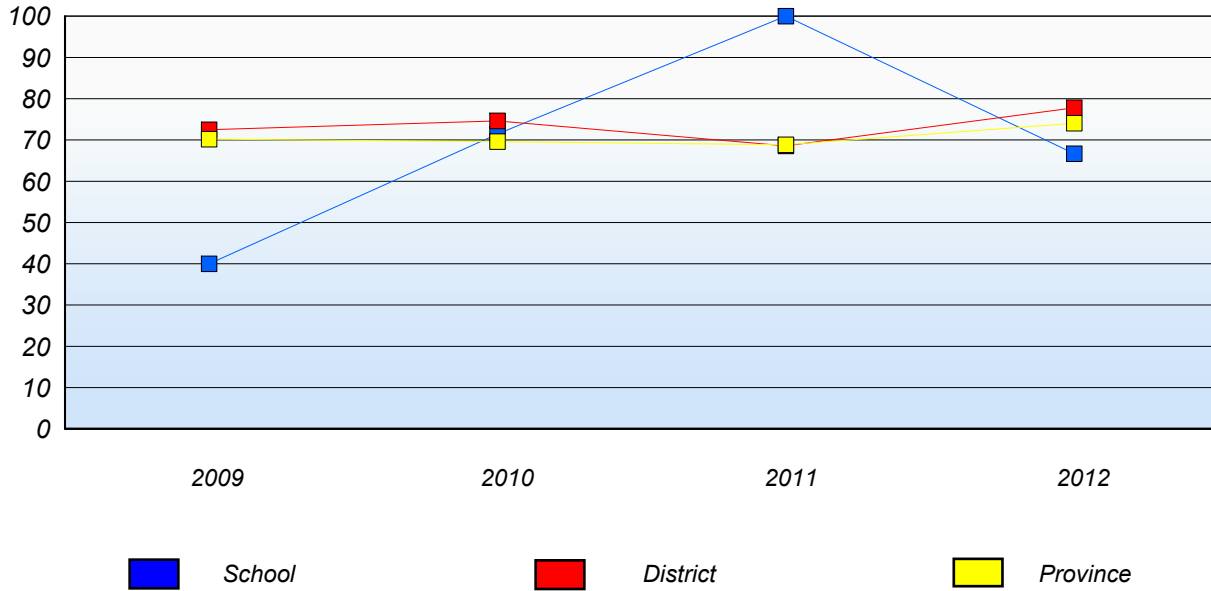
Mushuau Innu Natuashish School and Sheshatshiu Innu School are excluded from district and provincial results.

Source: Division of Evaluation and Research, Department of Education.

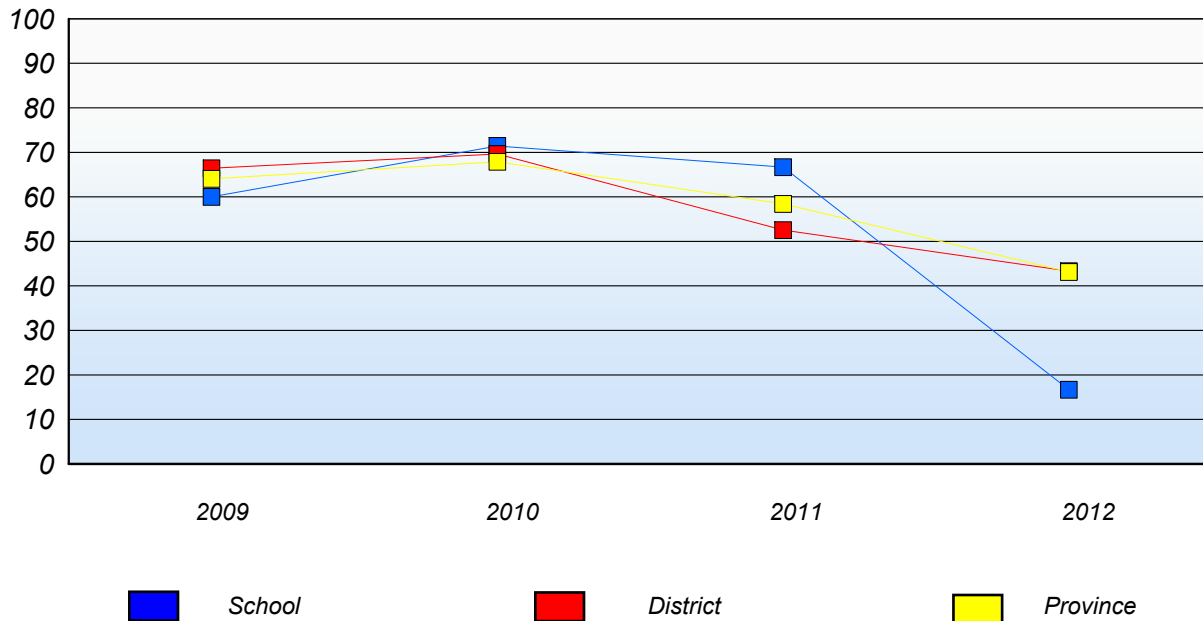
District 2 - Western

School #: 075      Hampden Academy

**Demand Writing**  
Percentage of students at level 3 or above (2009 - 2012)



**Reading**  
Percentage of students at level 3 or above (2009 - 2012)

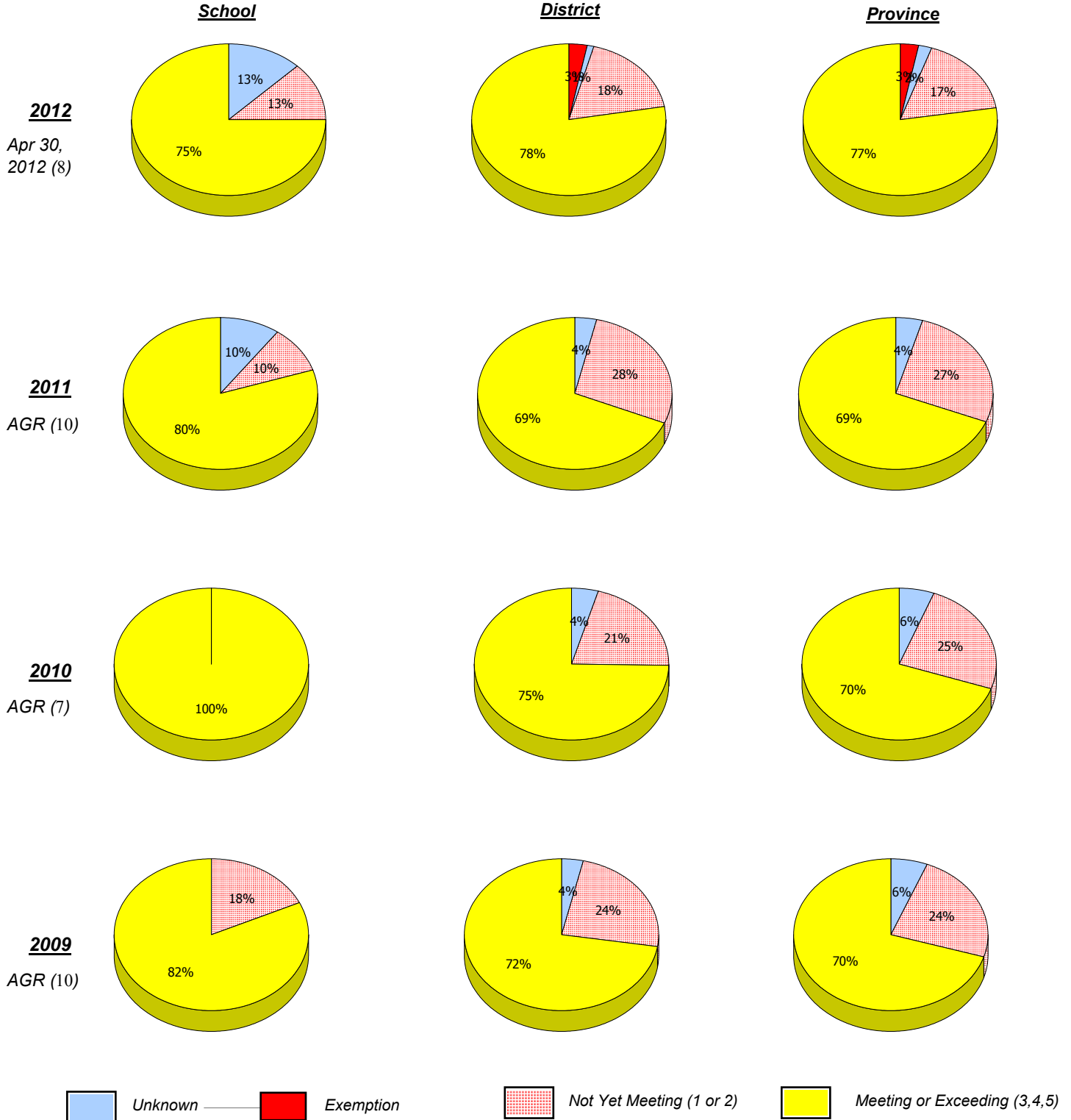


\* In some cases, CRT numbers may exceed AGR numbers based on late enrolments. Pie chart is based on the number of students who wrote the CRT.  
 \* French Immersion students not included      \* Reading score is composite of Non-Fiction and Poet.  
 Mushuau Innu Natuashish School and Sheshatshiu Innu School are excluded from district and provincial results.  
 Source: Division of Evaluation and Research, Department of Education.

District 2 - Western

School #: 079 St. James All Grade

**Demand Writing**



\* In some cases, CRT numbers may exceed AGR numbers based on late enrolments. Pie chart is based on the number of students who wrote the CRT.

\* French Immersion students not included

\* Reading score is composite of Non-Fiction and Poet.

Mushuau Innu Natuashish School and Sheshatshiu Innu School are excluded from district and provincial results.

Source: Division of Evaluation and Research, Department of Education.

District 2 - Western

School #: 079 St. James All Grade

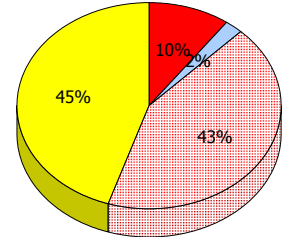
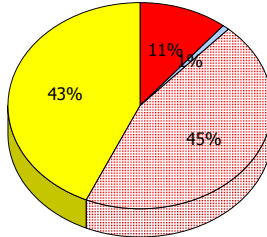
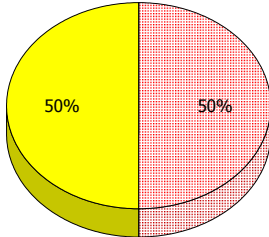
**Reading**

**School**

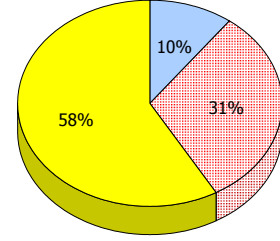
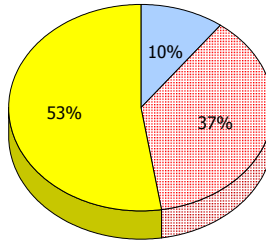
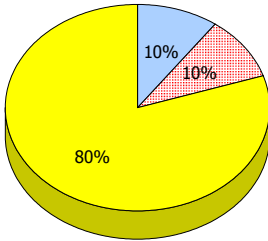
**District**

**Province**

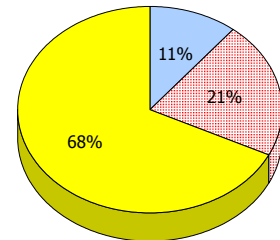
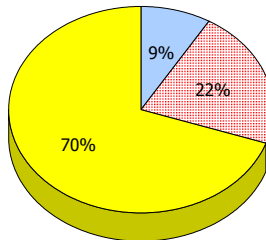
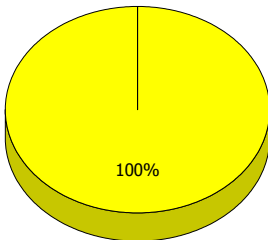
**2012**  
Apr 30,  
2012 (8)



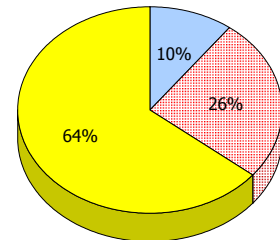
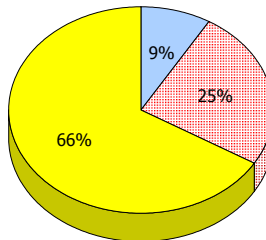
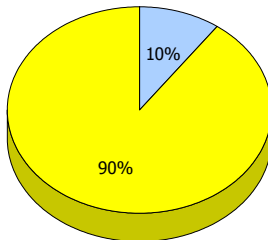
**2011**  
AGR (10)



**2010**  
AGR (7)



**2009**  
AGR (10)



Unknown
  Exemption
  Not Yet Meeting (1 or 2)
  Meeting or Exceeding (3,4,5)

\* In some cases, CRT numbers may exceed AGR numbers based on late enrolments. Pie chart is based on the number of students who wrote the CRT.

\* French Immersion students not included

\* Reading score is composite of Non-Fiction and Poet.

Mushuau Innu Natuashish School and Sheshatshiu Innu School are excluded from district and provincial results.

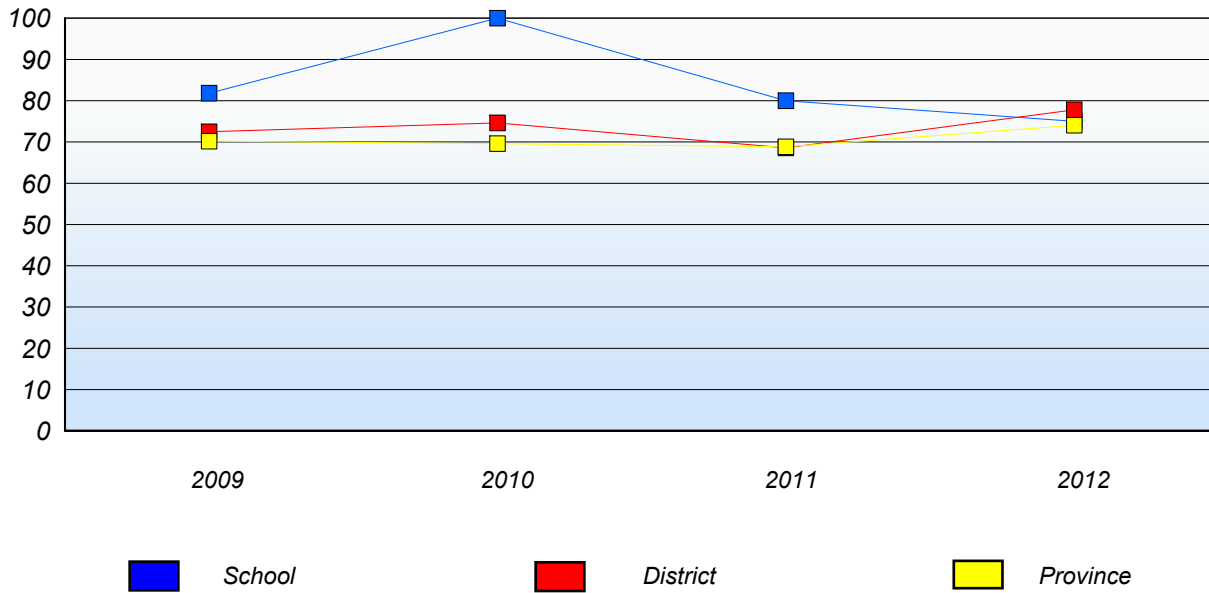
Source: Division of Evaluation and Research, Department of Education.



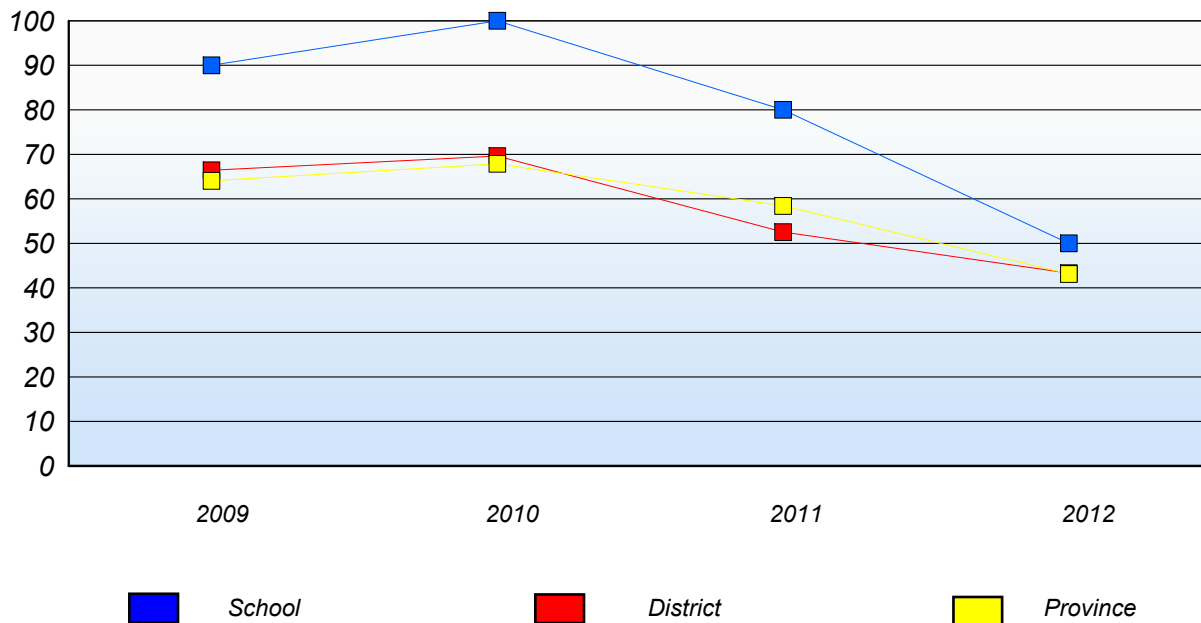
District 2 - Western

School #: 079      St. James All Grade

**Demand Writing**  
Percentage of students at level 3 or above (2009 - 2012)



**Reading**  
Percentage of students at level 3 or above (2009 - 2012)



\* In some cases, CRT numbers may exceed AGR numbers based on late enrolments. Pie chart is based on the number of students who wrote the CRT.

\* French Immersion students not included

\* Reading score is composite of Non-Fiction and Poet.

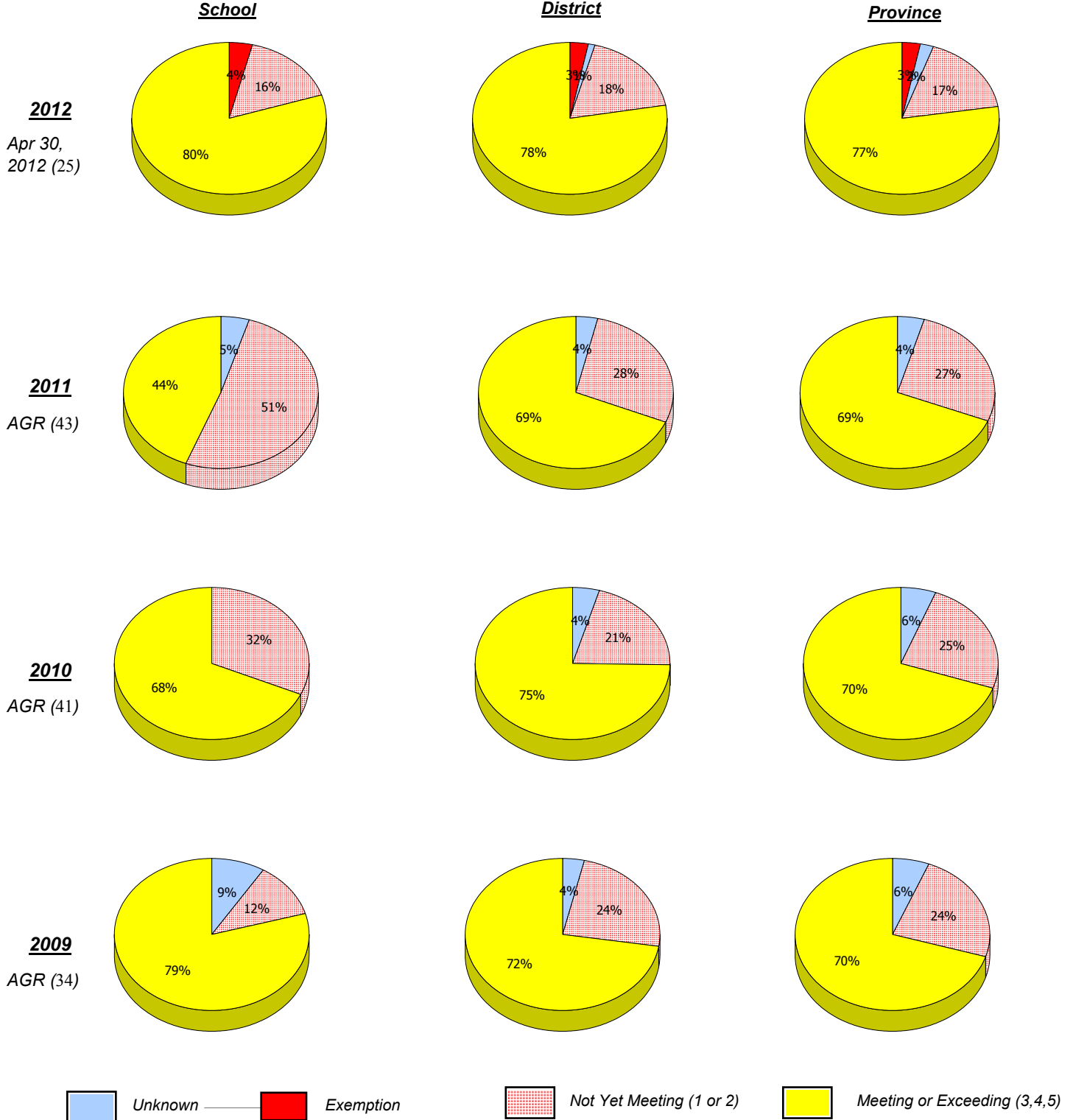
Mushuau Innu Natuashish School and Sheshatshiu Innu School are excluded from district and provincial results.

Source: Division of Evaluation and Research, Department of Education.

District 2 - Western

School #: 080 Templeton Academy

**Demand Writing**



\* In some cases, CRT numbers may exceed AGR numbers based on late enrolments. Pie chart is based on the number of students who wrote the CRT.

\* French Immersion students not included

\* Reading score is composite of Non-Fiction and Poet.

Mushuau Innu Natuashish School and Sheshatshiu Innu School are excluded from district and provincial results.

Source: Division of Evaluation and Research, Department of Education.

District 2 - Western

School #: 080 Templeton Academy

**Reading**

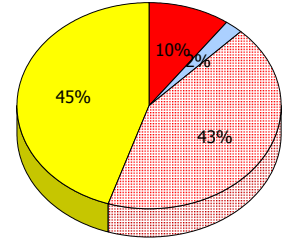
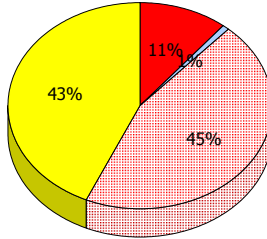
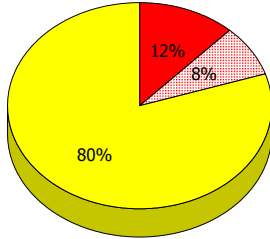
**School**

**District**

**Province**

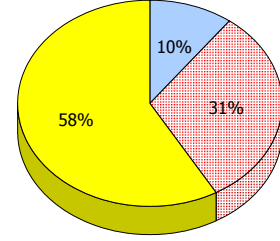
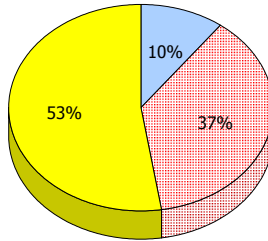
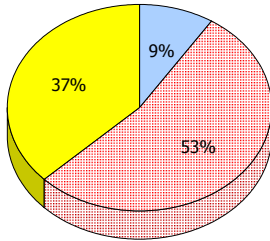
**2012**

Apr 30,  
2012 (25)



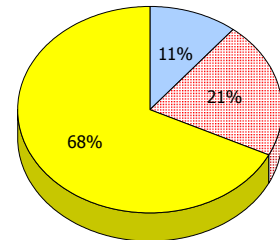
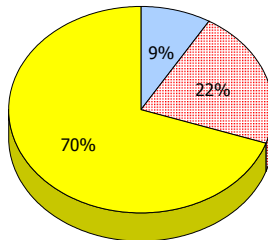
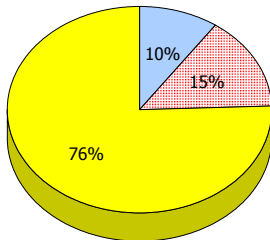
**2011**

AGR (43)



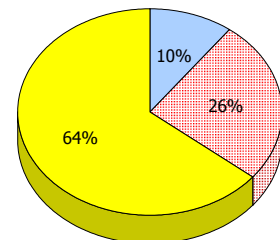
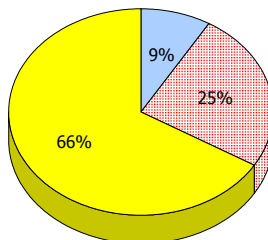
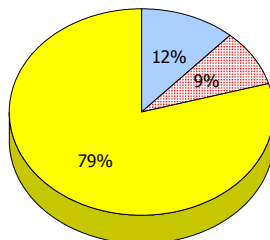
**2010**

AGR (41)



**2009**

AGR (34)



Unknown
  Exemption
  Not Yet Meeting (1 or 2)
  Meeting or Exceeding (3,4,5)

\* In some cases, CRT numbers may exceed AGR numbers based on late enrolments. Pie chart is based on the number of students who wrote the CRT.

\* French Immersion students not included

\* Reading score is composite of Non-Fiction and Poet.

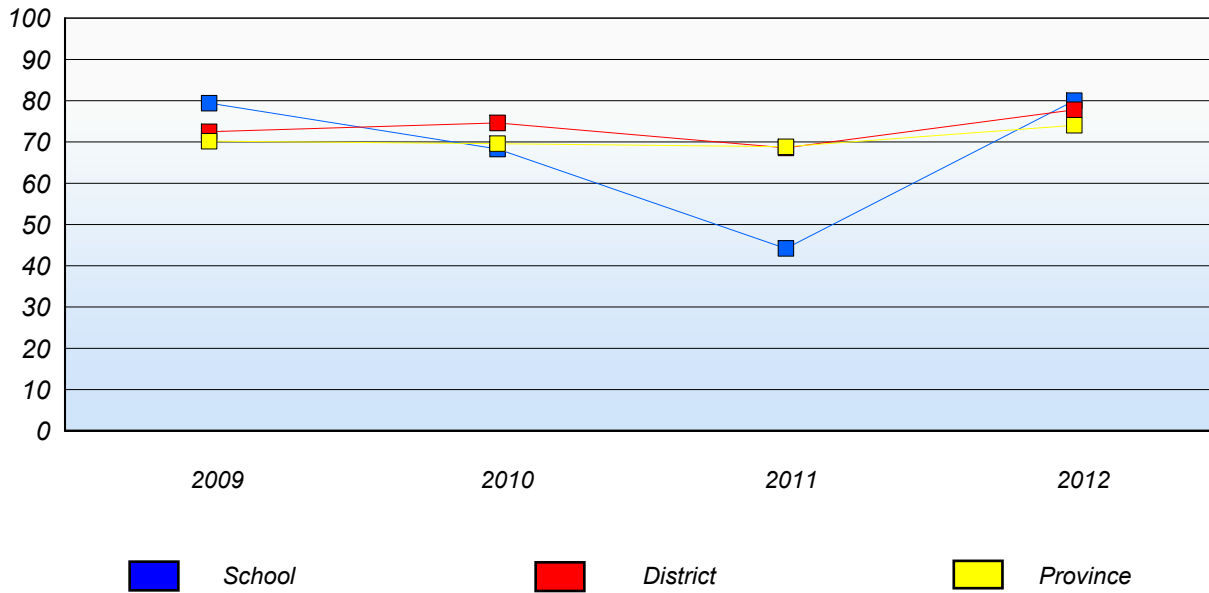
Mushuau Innu Natuashish School and Sheshatshiu Innu School are excluded from district and provincial results.

Source: Division of Evaluation and Research, Department of Education.

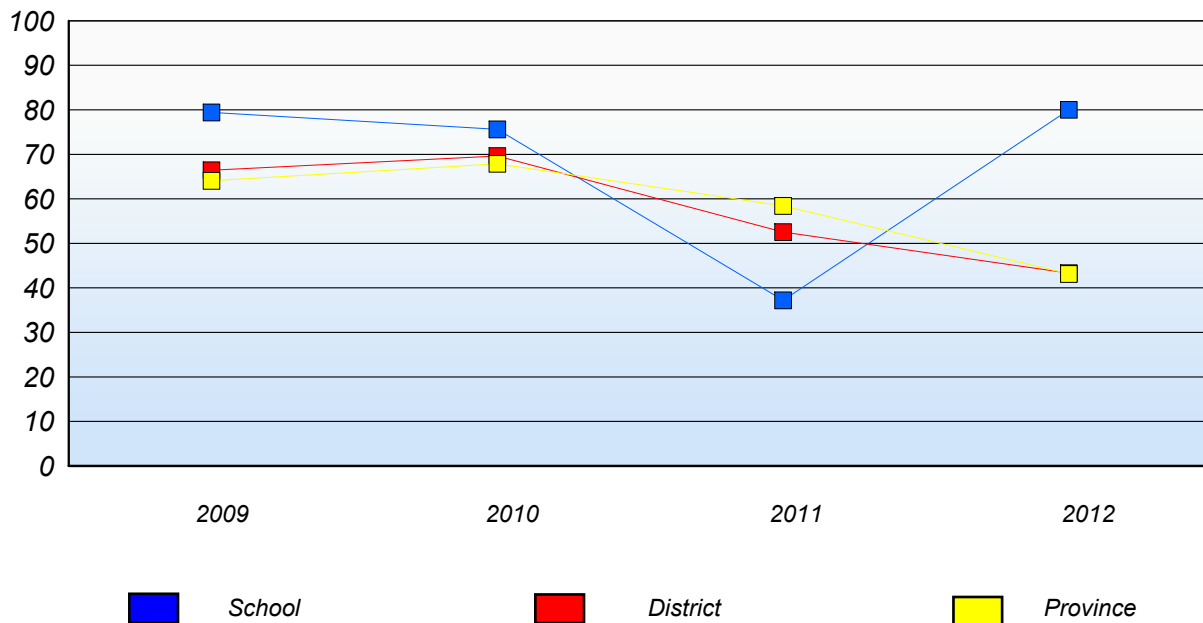
District 2 - Western

School #: 080      Templeton Academy

**Demand Writing**  
 Percentage of students at level 3 or above (2009 - 2012)



**Reading**  
 Percentage of students at level 3 or above (2009 - 2012)



\* In some cases, CRT numbers may exceed AGR numbers based on late enrolments. Pie chart is based on the number of students who wrote the CRT.

\* French Immersion students not included

\* Reading score is composite of Non-Fiction and Poet.

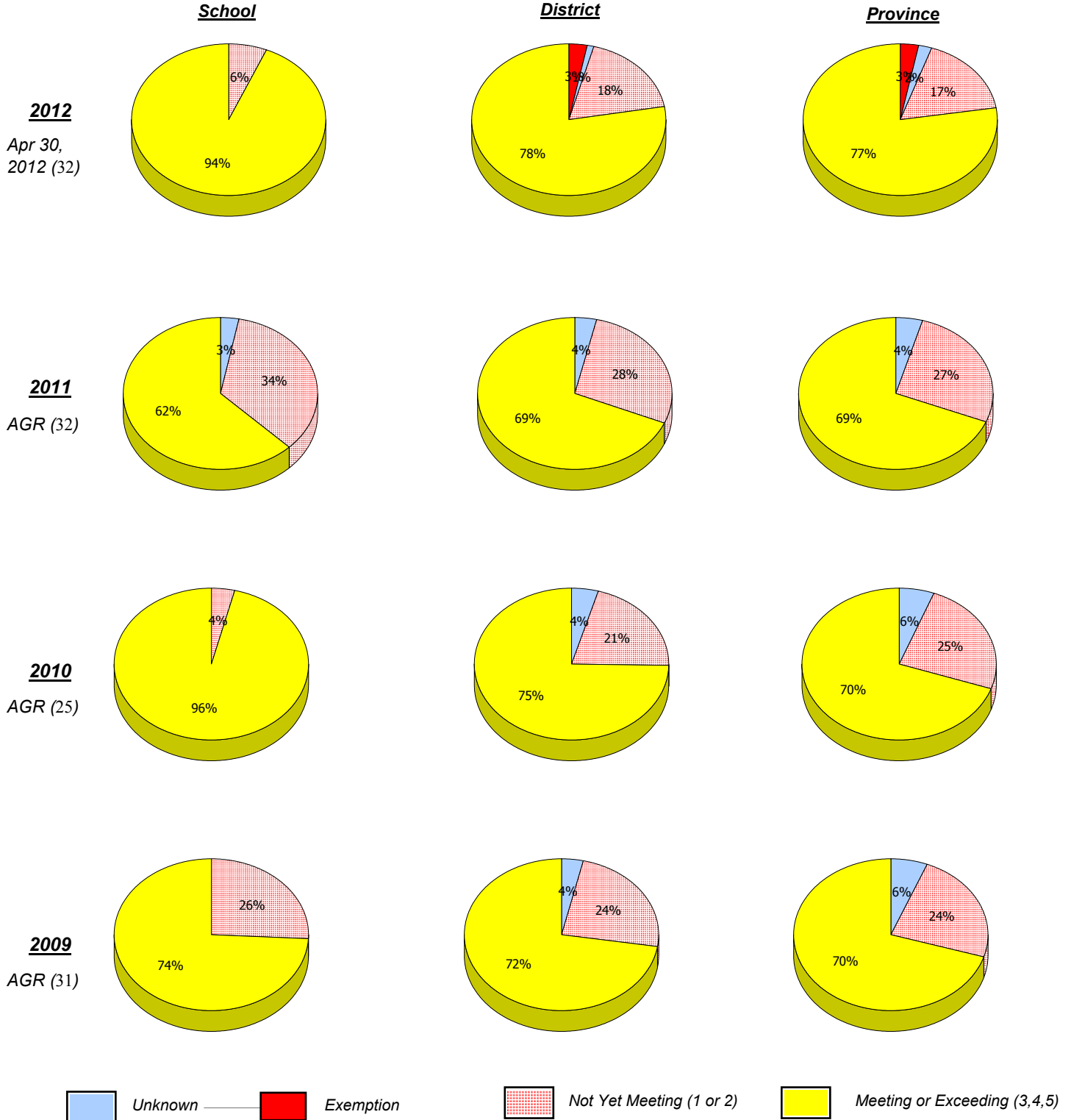
Mushuau Innu Natuashish School and Sheshatshiu Innu School are excluded from district and provincial results.

Source: Division of Evaluation and Research, Department of Education.

District 2 - Western

School #: 082 Pasadena Elementary School

**Demand Writing**



\* In some cases, CRT numbers may exceed AGR numbers based on late enrolments. Pie chart is based on the number of students who wrote the CRT.

\* French Immersion students not included

\* Reading score is composite of Non-Fiction and Poet.

Mushuau Innu Natuashish School and Sheshatshiu Innu School are excluded from district and provincial results.

Source: Division of Evaluation and Research, Department of Education.

District 2 - Western

School #: 082 Pasadena Elementary School

**Reading**

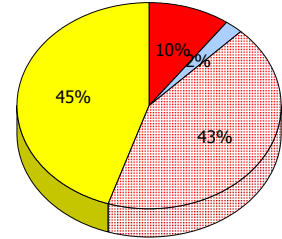
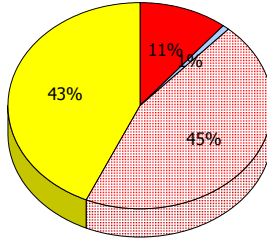
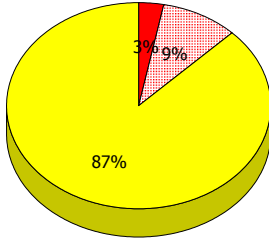
**School**

**District**

**Province**

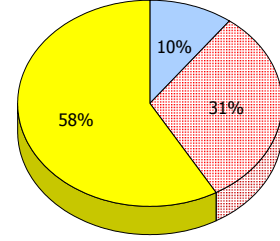
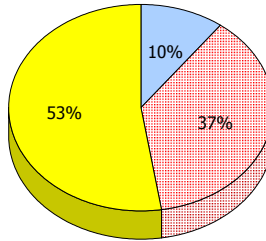
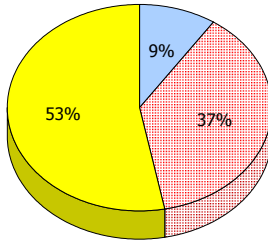
**2012**

Apr 30,  
2012 (32)



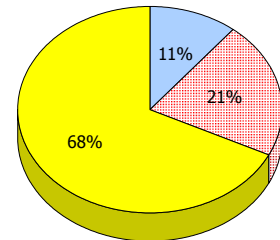
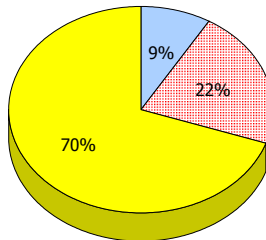
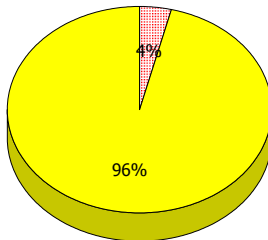
**2011**

AGR (32)



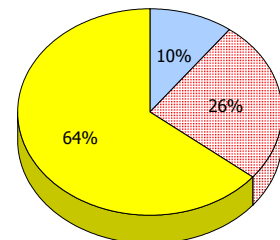
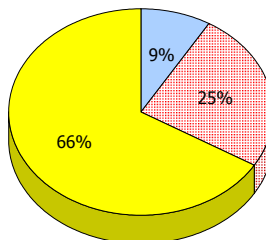
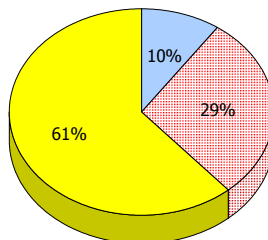
**2010**

AGR (25)



**2009**

AGR (31)



Unknown
  Exemption
  Not Yet Meeting (1 or 2)
  Meeting or Exceeding (3,4,5)

\* In some cases, CRT numbers may exceed AGR numbers based on late enrolments. Pie chart is based on the number of students who wrote the CRT.

\* French Immersion students not included

\* Reading score is composite of Non-Fiction and Poet.

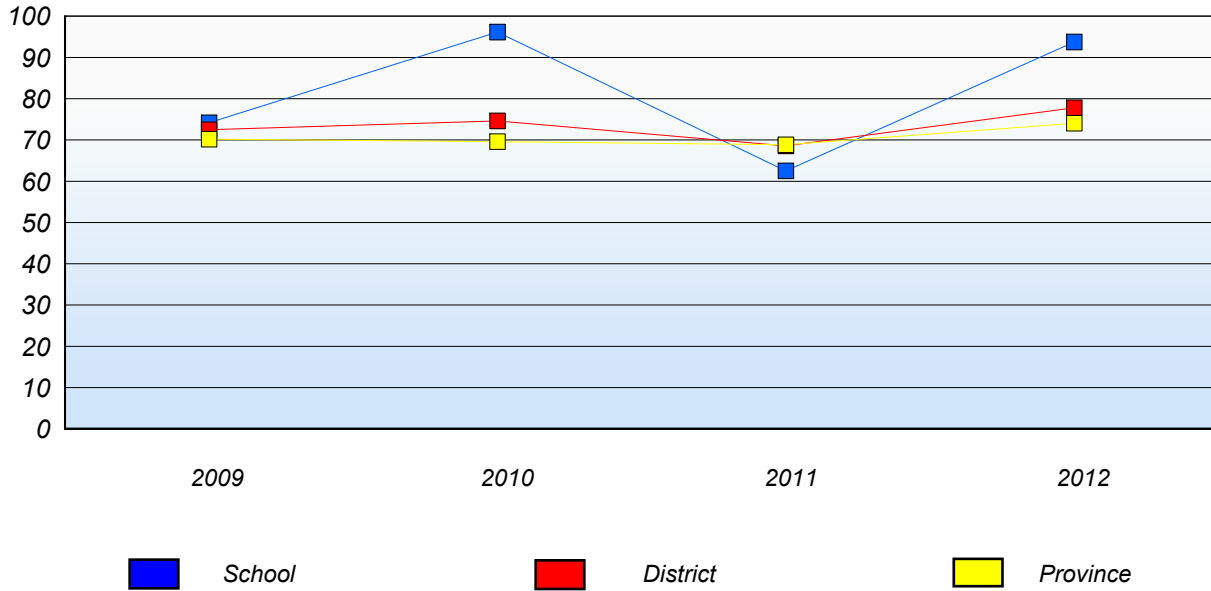
Mushuau Innu Natuashish School and Sheshatshiu Innu School are excluded from district and provincial results.

Source: Division of Evaluation and Research, Department of Education.

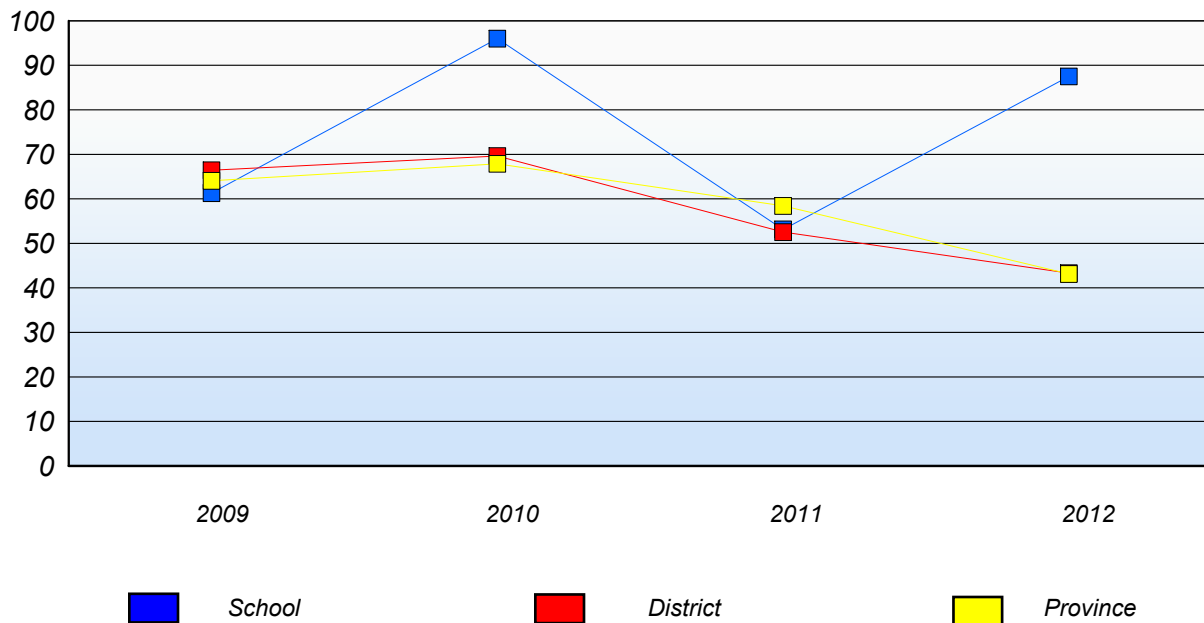
District 2 - Western

School #: 082 Pasadena Elementary School

**Demand Writing**  
 Percentage of students at level 3 or above (2009 - 2012)



**Reading**  
 Percentage of students at level 3 or above (2009 - 2012)



\* In some cases, CRT numbers may exceed AGR numbers based on late enrolments. Pie chart is based on the number of students who wrote the CRT.

\* French Immersion students not included

\* Reading score is composite of Non-Fiction and Poet.

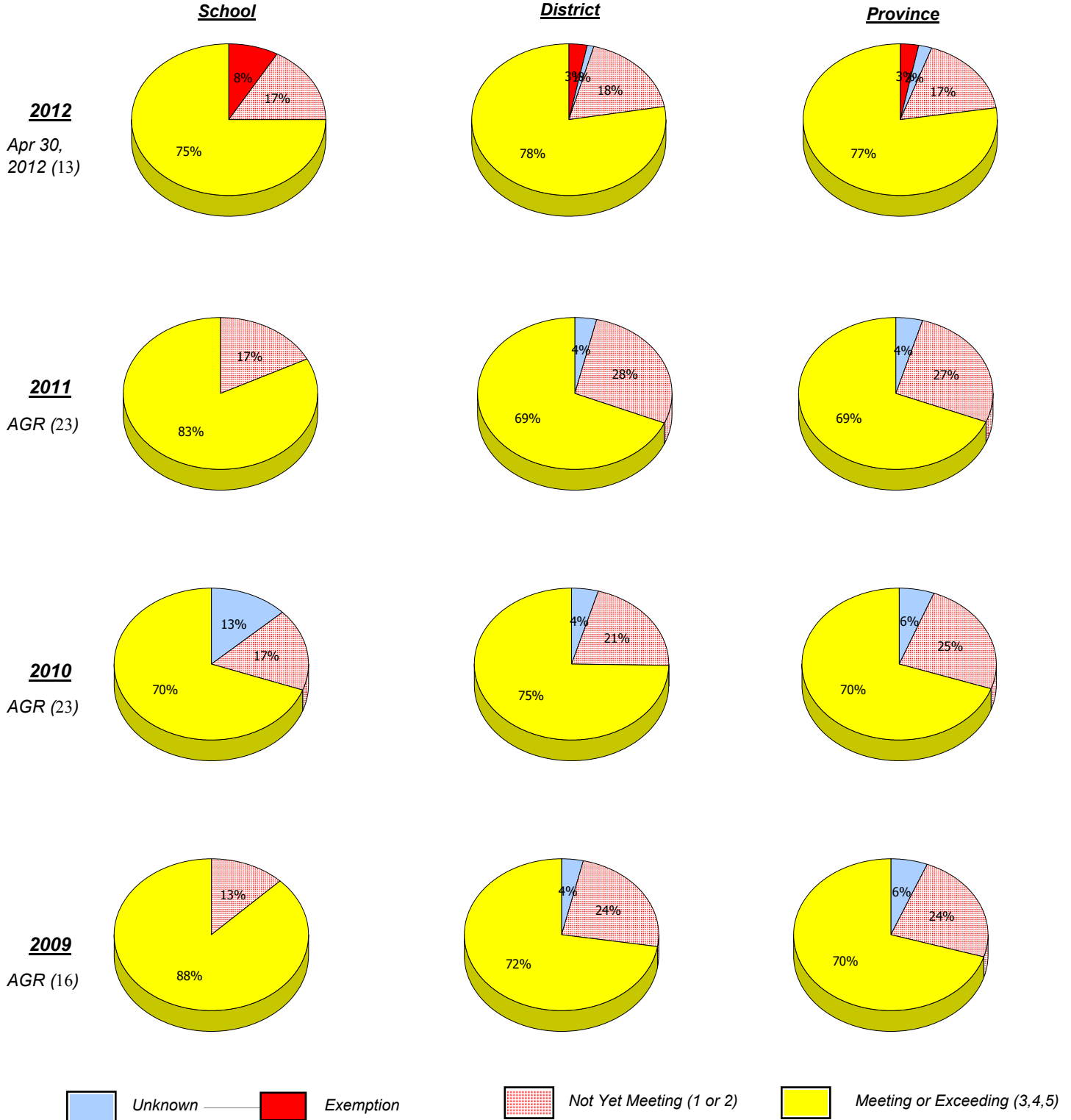
Mushuau Innu Natuashish School and Sheshatshiu Innu School are excluded from district and provincial results.

Source: Division of Evaluation and Research, Department of Education.

District 2 - Western

School #: 086 Gros Morne Academy

**Demand Writing**



\* In some cases, CRT numbers may exceed AGR numbers based on late enrolments. Pie chart is based on the number of students who wrote the CRT.

\* French Immersion students not included

\* Reading score is composite of Non-Fiction and Poet.

Mushuau Innu Natuashish School and Sheshatshiu Innu School are excluded from district and provincial results.

Source: Division of Evaluation and Research, Department of Education.



District 2 - Western

School #: 086 Gros Morne Academy

**Reading**

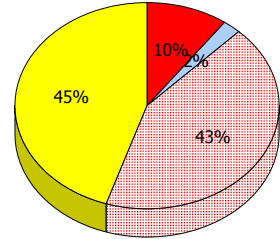
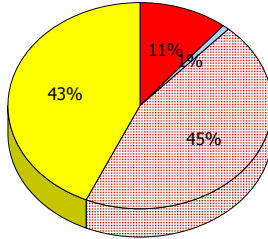
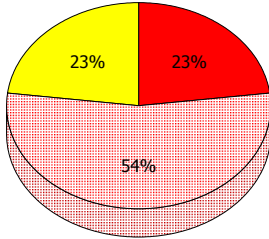
**School**

**District**

**Province**

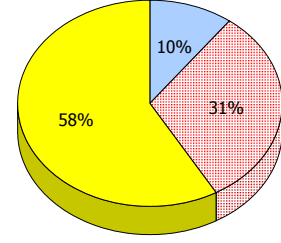
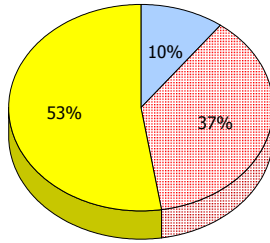
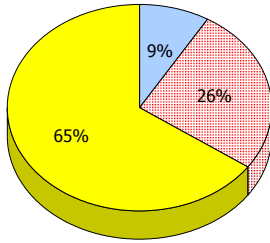
**2012**

Apr 30,  
2012 (13)



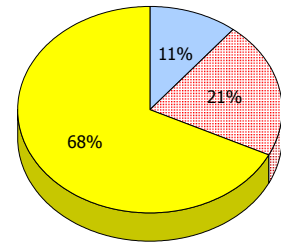
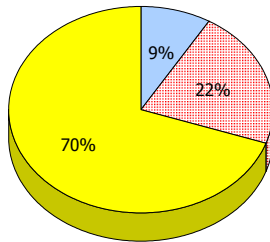
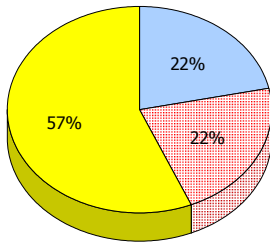
**2011**

AGR (23)



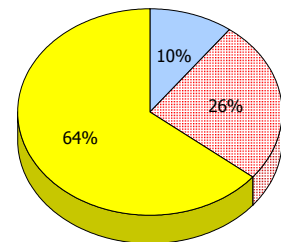
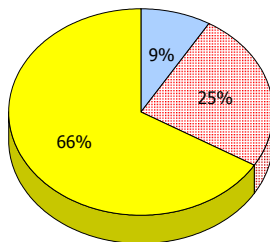
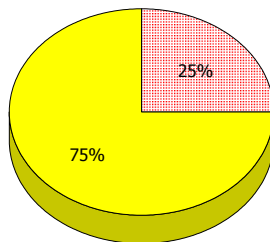
**2010**

AGR (23)



**2009**

AGR (16)



Unknown
  Exemption
  Not Yet Meeting (1 or 2)
  Meeting or Exceeding (3,4,5)

\* In some cases, CRT numbers may exceed AGR numbers based on late enrolments. Pie chart is based on the number of students who wrote the CRT.

\* French Immersion students not included

\* Reading score is composite of Non-Fiction and Poet.

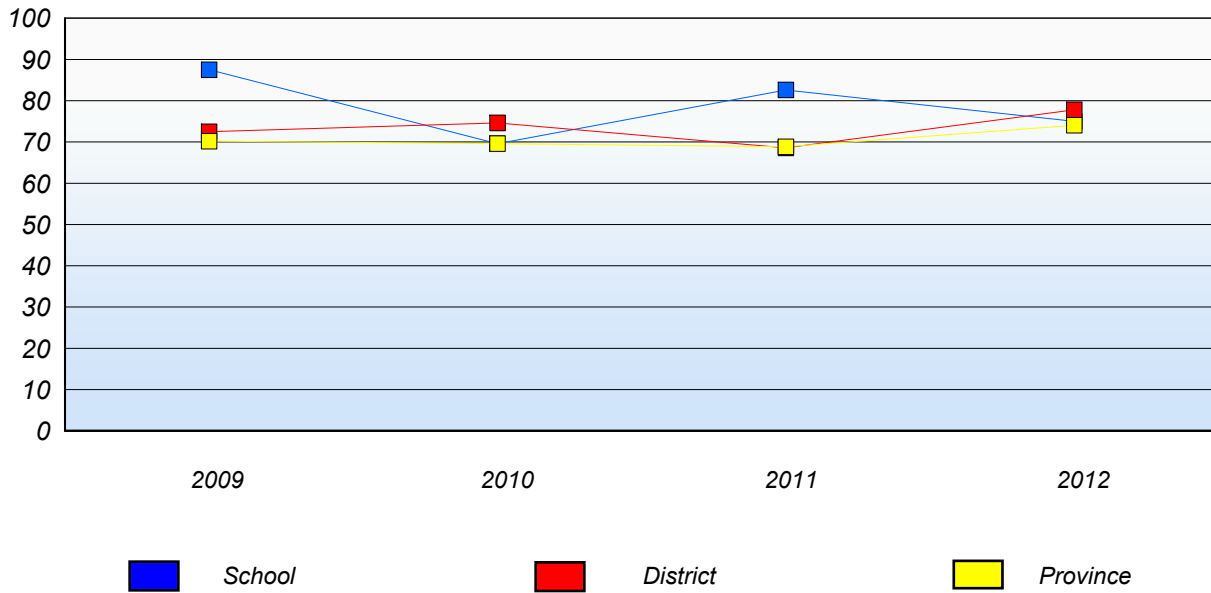
Mushuau Innu Natuashish School and Sheshatshiu Innu School are excluded from district and provincial results.

Source: Division of Evaluation and Research, Department of Education.

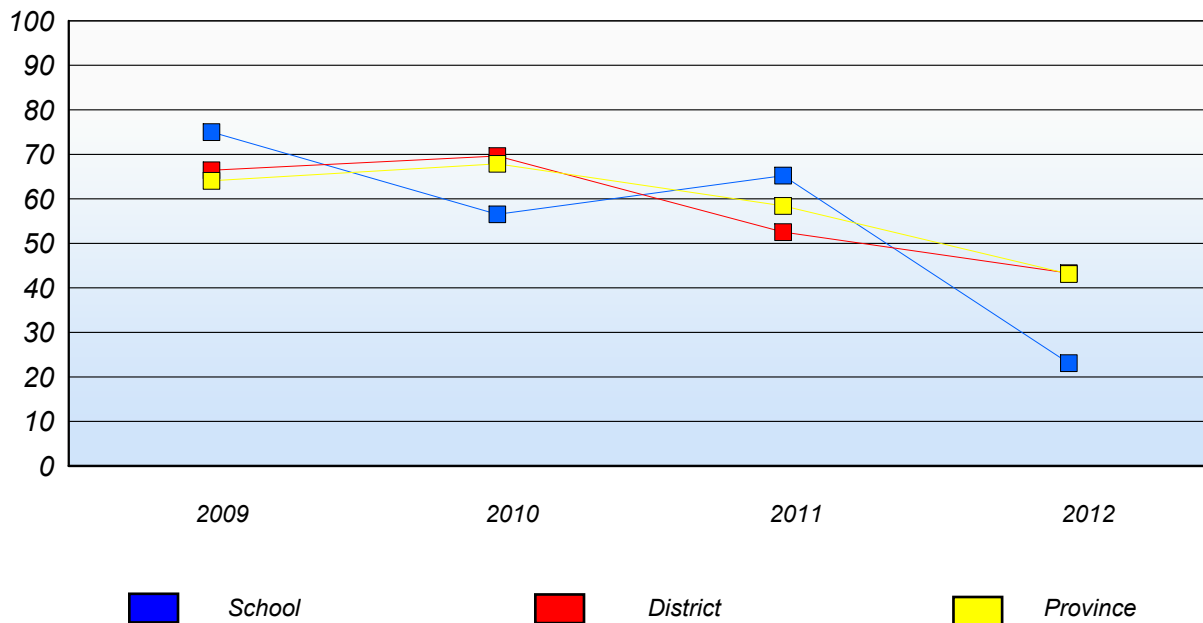
District 2 - Western

School #: 086      Gros Morne Academy

**Demand Writing**  
 Percentage of students at level 3 or above (2009 - 2012)



**Reading**  
 Percentage of students at level 3 or above (2009 - 2012)



\* In some cases, CRT numbers may exceed AGR numbers based on late enrolments. Pie chart is based on the number of students who wrote the CRT.

\* French Immersion students not included

\* Reading score is composite of Non-Fiction and Poet.

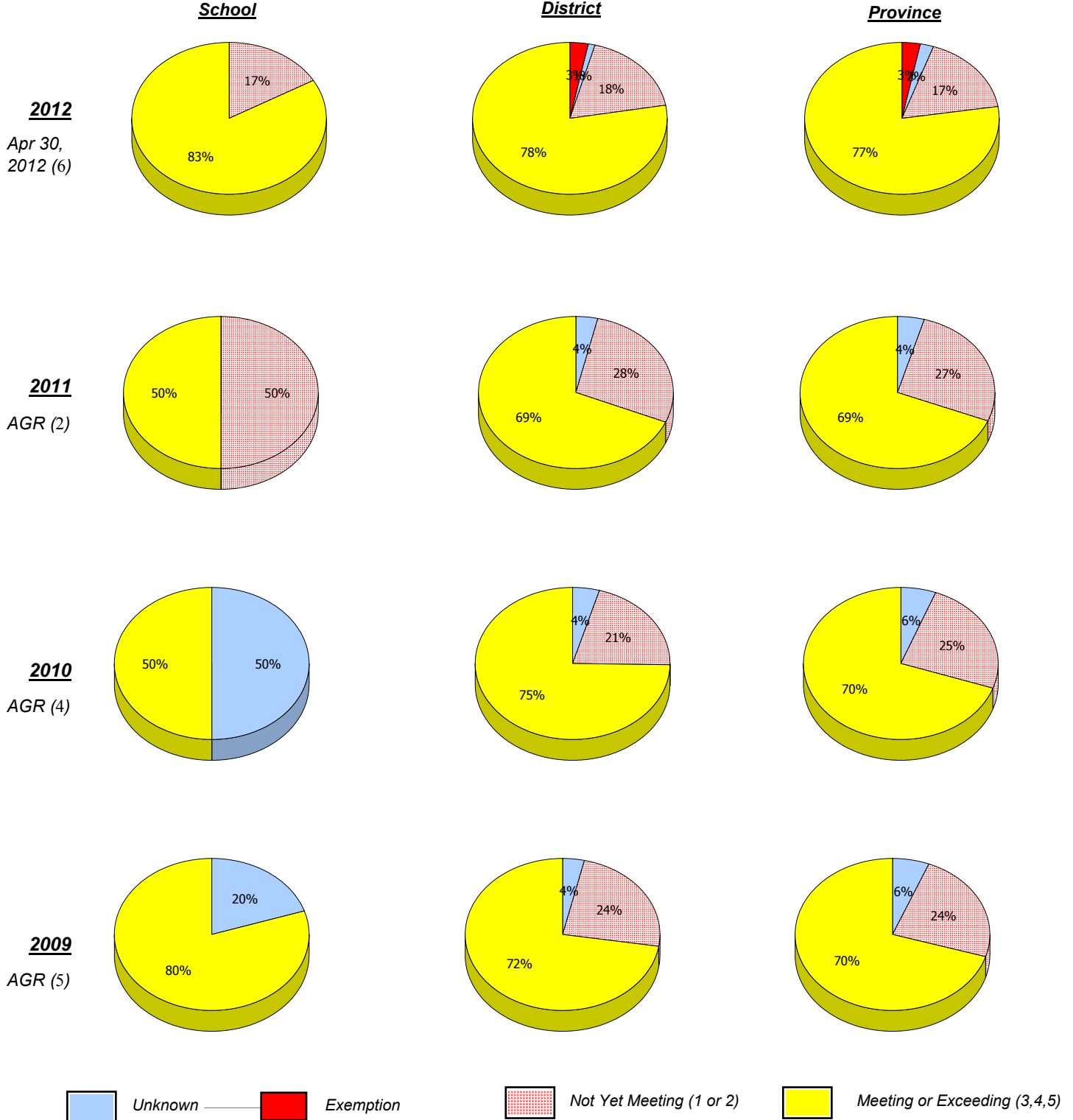
Mushuau Innu Natuashish School and Sheshatshiu Innu School are excluded from district and provincial results.

Source: Division of Evaluation and Research, Department of Education.

District 2 - Western

School #: 088 Main River Academy

***Demand Writing***



\* In some cases, CRT numbers may exceed AGR numbers based on late enrolments. Pie chart is based on the number of students who wrote the CRT.

\* French Immersion students not included

\* Reading score is composite of Non-Fiction and Poet.

Mushuau Innu Natuashish School and Sheshatshiu Innu School are excluded from district and provincial results.

Source: Division of Evaluation and Research, Department of Education.

District 2 - Western

School #: 088 Main River Academy

**Reading**

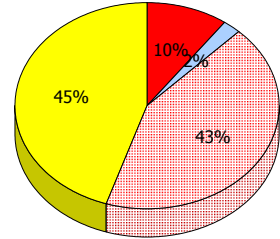
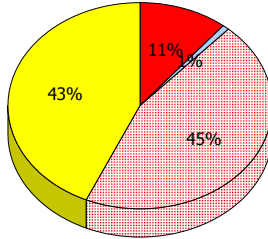
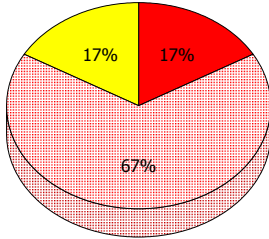
**School**

**District**

**Province**

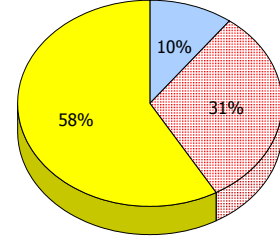
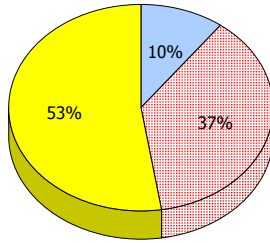
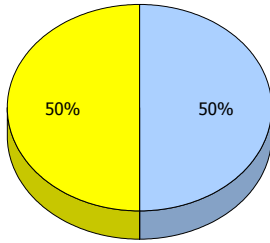
**2012**

Apr 30,  
2012 (6)



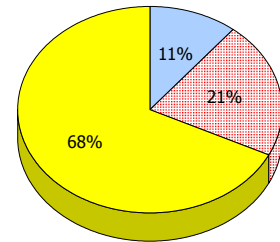
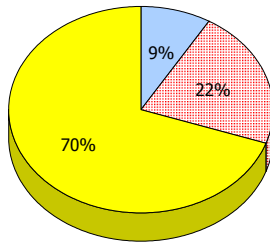
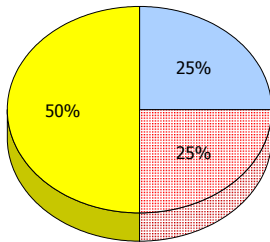
**2011**

AGR (2)



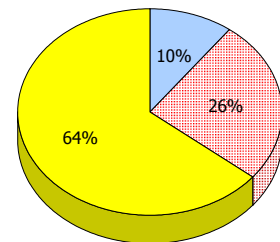
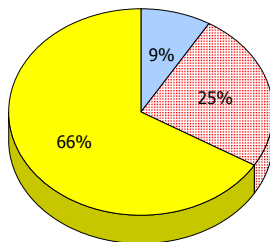
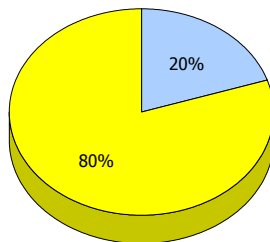
**2010**

AGR (4)



**2009**

AGR (5)



Unknown
  Exemption
  Not Yet Meeting (1 or 2)
  Meeting or Exceeding (3,4,5)

\* In some cases, CRT numbers may exceed AGR numbers based on late enrolments. Pie chart is based on the number of students who wrote the CRT.

\* French Immersion students not included

\* Reading score is composite of Non-Fiction and Poet.

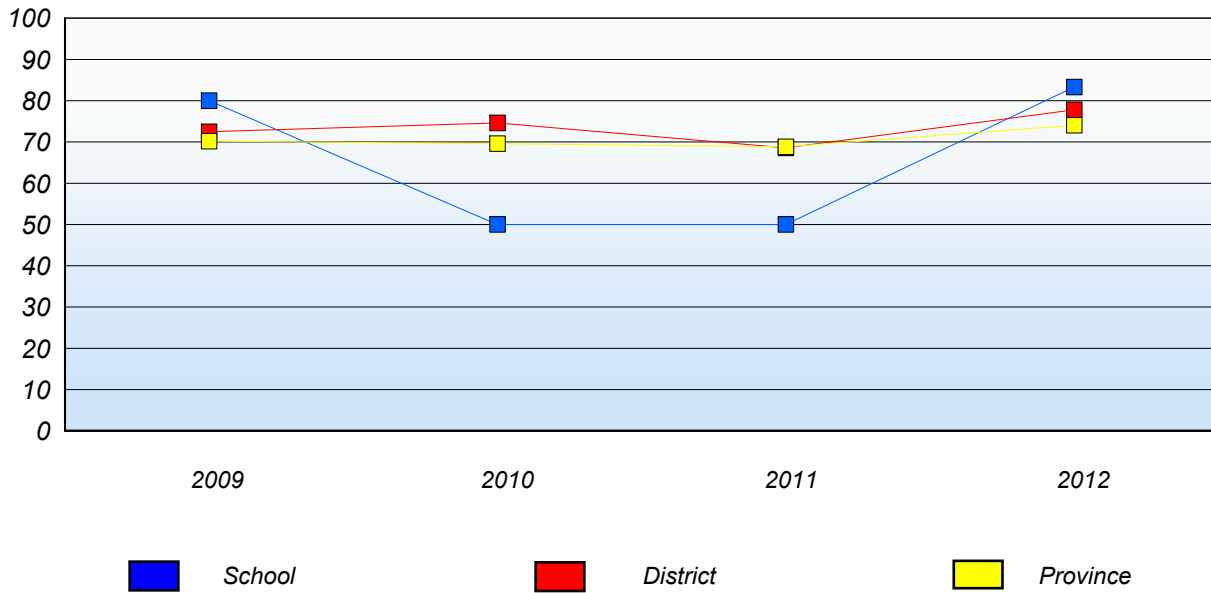
Mushuau Innu Natuashish School and Sheshatshiu Innu School are excluded from district and provincial results.

Source: Division of Evaluation and Research, Department of Education.

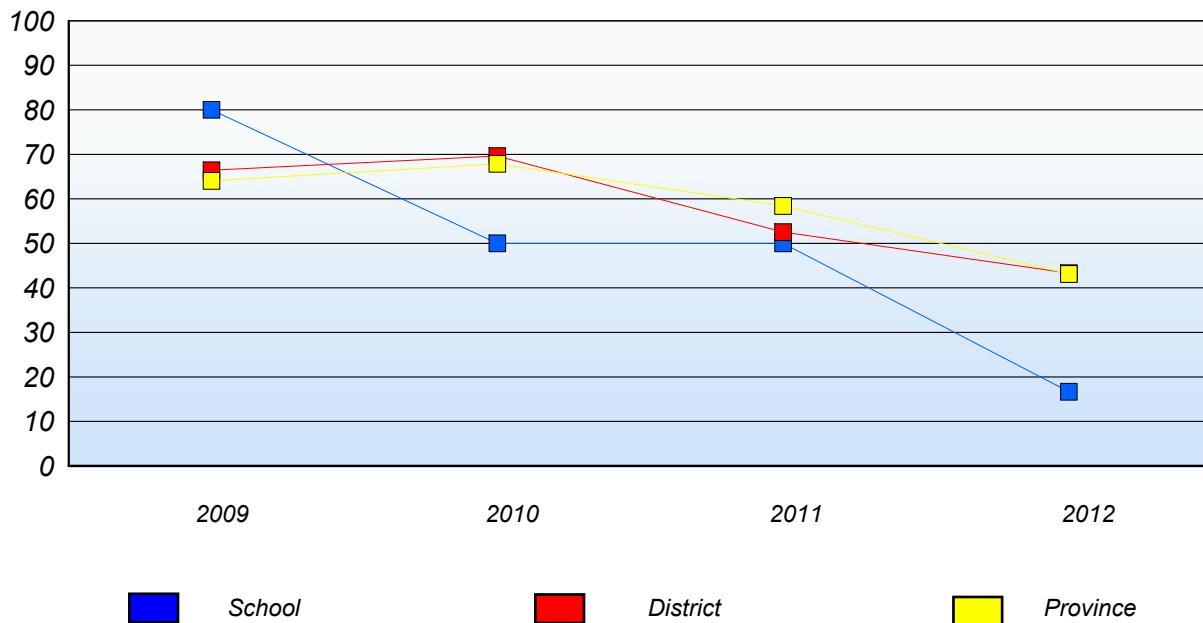
District 2 - Western

School #: 088      Main River Academy

**Demand Writing**  
 Percentage of students at level 3 or above (2009 - 2012)



**Reading**  
 Percentage of students at level 3 or above (2009 - 2012)



\* In some cases, CRT numbers may exceed AGR numbers based on late enrolments. Pie chart is based on the number of students who wrote the CRT.

\* French Immersion students not included

\* Reading score is composite of Non-Fiction and Poet.

Mushuau Innu Natuashish School and Sheshatshiu Innu School are excluded from district and provincial results.

Source: Division of Evaluation and Research, Department of Education.

District 2 - Western

School #: 089      Jakeman All Grade

***Demand Writing***

**School**

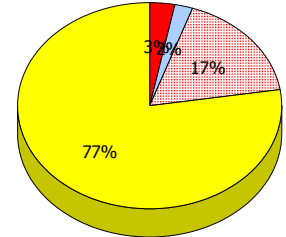
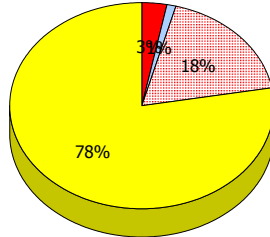
*School data with 5 or fewer students withheld for reasons of confidentiality.*

**District**

**Province**

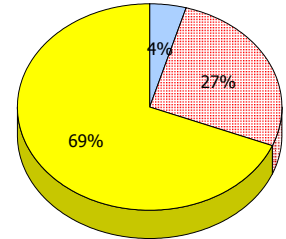
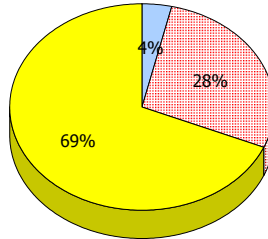
**2012**

Apr 30,  
2012 (4)



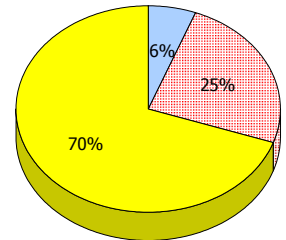
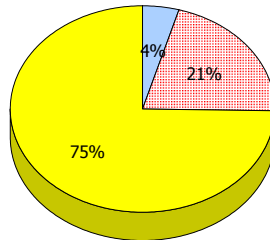
**2011**

AGR (7)



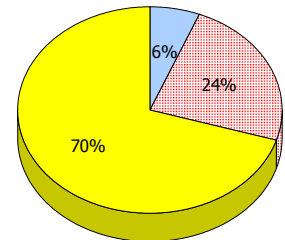
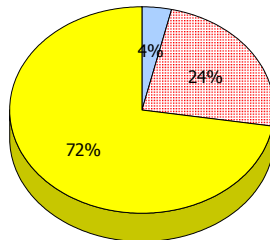
**2010**

AGR (4)



**2009**

AGR (10)



\* In some cases, CRT numbers may exceed AGR numbers based on late enrolments. Pie chart is based on the number of students who wrote the CRT.

\* French Immersion students not included

\* Reading score is composite of Non-Fiction and Poet.

Mushuau Innu Natuashish School and Sheshatshiu Innu School are excluded from district and provincial results.

Source: Division of Evaluation and Research, Department of Education.

District 2 - Western

School #: 089 Jakeman All Grade

**Reading**

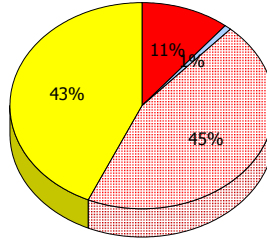
**School**

*School data with 5 or fewer students  
withheld for reasons of confidentiality.*

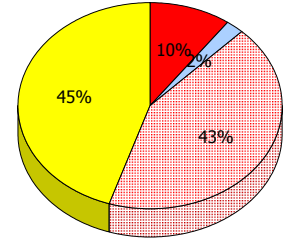
**2012**

Apr 30,  
2012 (4)

**District**

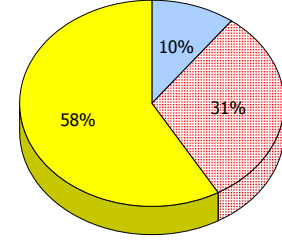
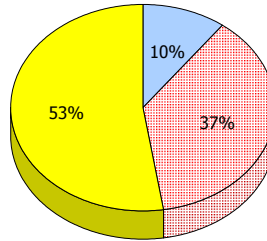


**Province**



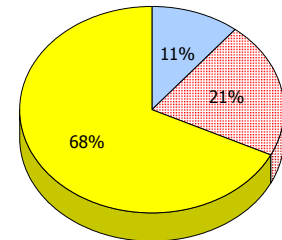
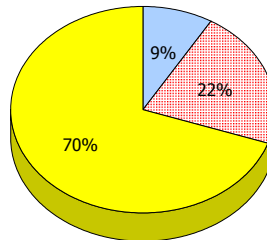
**2011**

AGR (7)



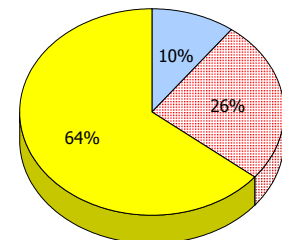
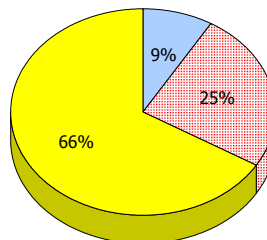
**2010**

AGR (4)



**2009**

AGR (10)



Unknown
  Exemption
  Not Yet Meeting (1 or 2)
  Meeting or Exceeding (3,4,5)

\* In some cases, CRT numbers may exceed AGR numbers based on late enrolments. Pie chart is based on the number of students who wrote the CRT.

\* French Immersion students not included

\* Reading score is composite of Non-Fiction and Poet.

Mushuau Innu Natuashish School and Sheshatshiu Innu School are excluded from district and provincial results.

Source: Division of Evaluation and Research, Department of Education.

District 2 - Western

School #: 089      Jakeman All Grade

**Demand Writing**

*Percentage of students at level 3 or above (2009 - 2012)*

*School data with 5 or fewer students withheld for reasons of confidentiality.*



**Reading**

*Percentage of students at level 3 or above (2009 - 2012)*

*School data with 5 or fewer students withheld for reasons of confidentiality.*



\* In some cases, CRT numbers may exceed AGR numbers based on late enrolments. Pie chart is based on the number of students who wrote the CRT.

\* French Immersion students not included

\* Reading score is composite of Non-Fiction and Poet.

Mushuau Innu Natuashish School and Sheshatshiu Innu School are excluded from district and provincial results.

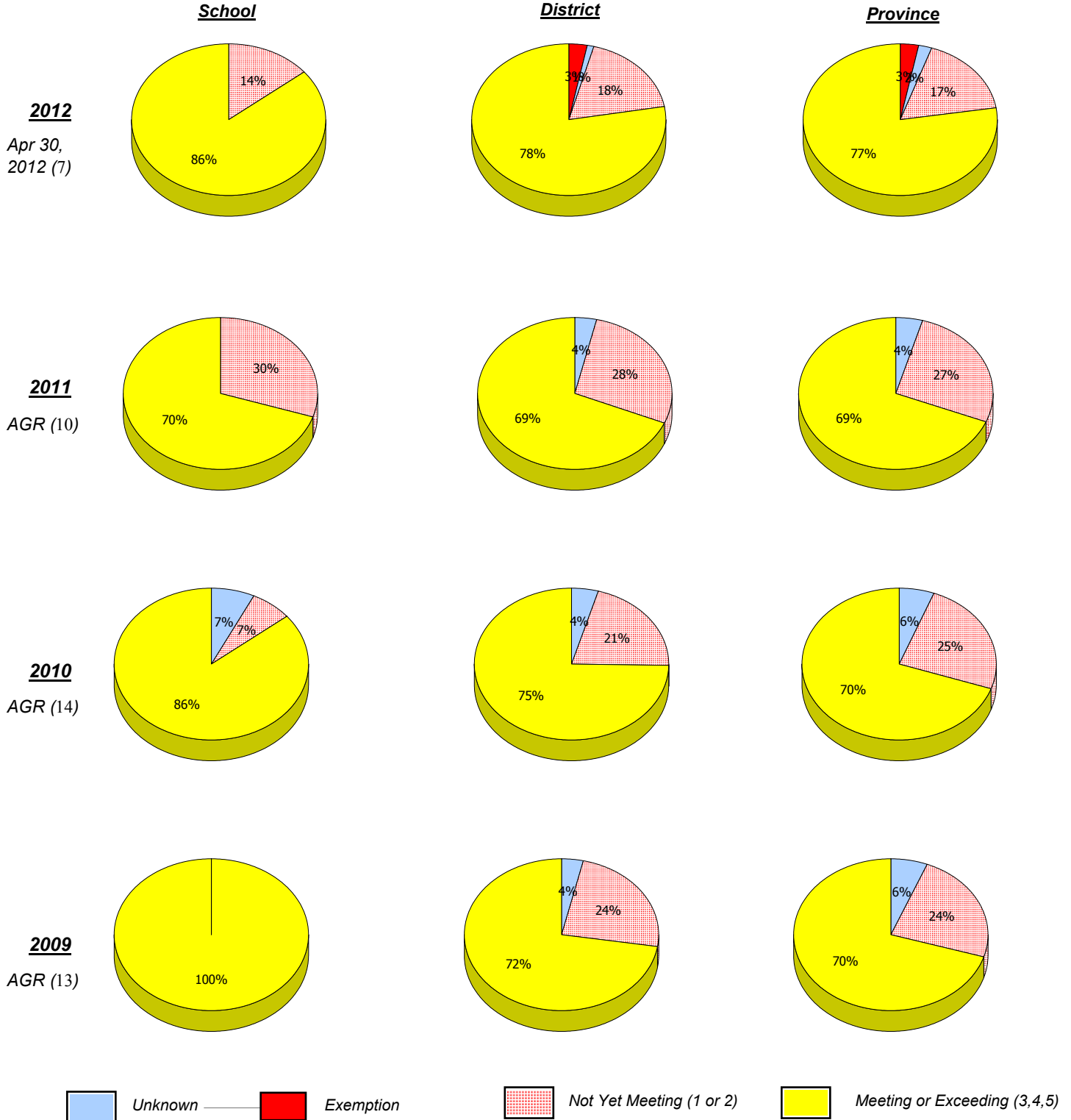
Source: Division of Evaluation and Research, Department of Education.



District 2 - Western

School #: 091 Burgeo Academy

**Demand Writing**



\* In some cases, CRT numbers may exceed AGR numbers based on late enrolments. Pie chart is based on the number of students who wrote the CRT.

\* French Immersion students not included

\* Reading score is composite of Non-Fiction and Poet.

Mushuau Innu Natuashish School and Sheshatshiu Innu School are excluded from district and provincial results.

Source: Division of Evaluation and Research, Department of Education.

District 2 - Western

School #: 091 Burgeo Academy

**Reading**

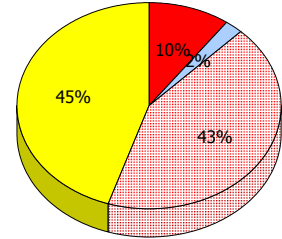
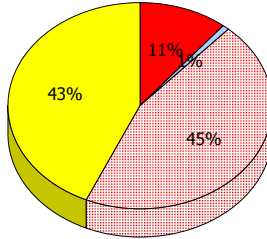
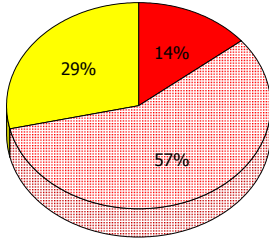
**School**

**District**

**Province**

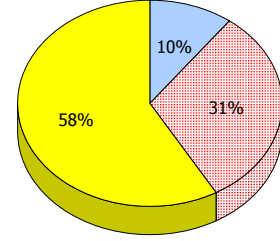
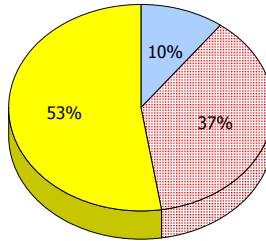
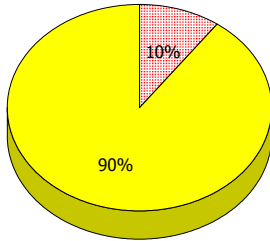
**2012**

Apr 30,  
2012 (7)



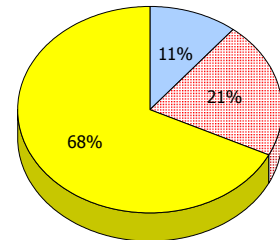
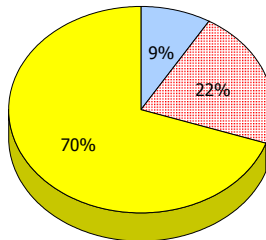
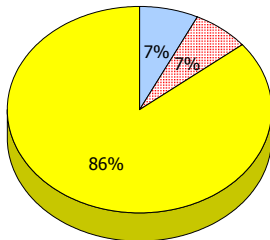
**2011**

AGR (10)



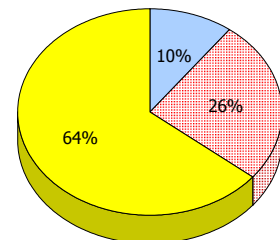
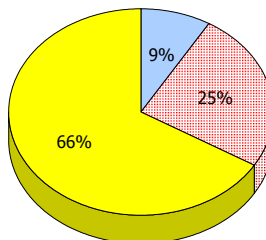
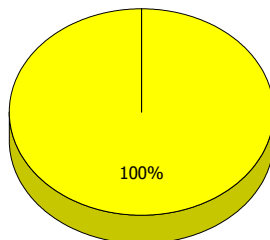
**2010**

AGR (14)



**2009**

AGR (13)



Unknown
  Exemption
  Not Yet Meeting (1 or 2)
  Meeting or Exceeding (3,4,5)

\* In some cases, CRT numbers may exceed AGR numbers based on late enrolments. Pie chart is based on the number of students who wrote the CRT.

\* French Immersion students not included

\* Reading score is composite of Non-Fiction and Poet.

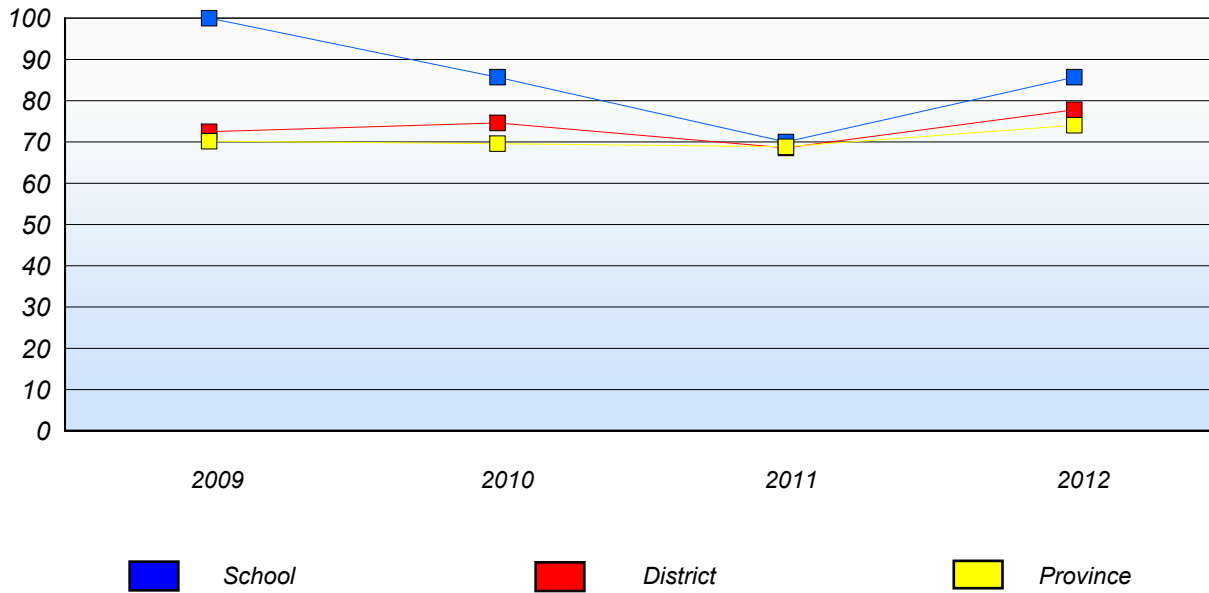
Mushuau Innu Natuashish School and Sheshatshiu Innu School are excluded from district and provincial results.

Source: Division of Evaluation and Research, Department of Education.

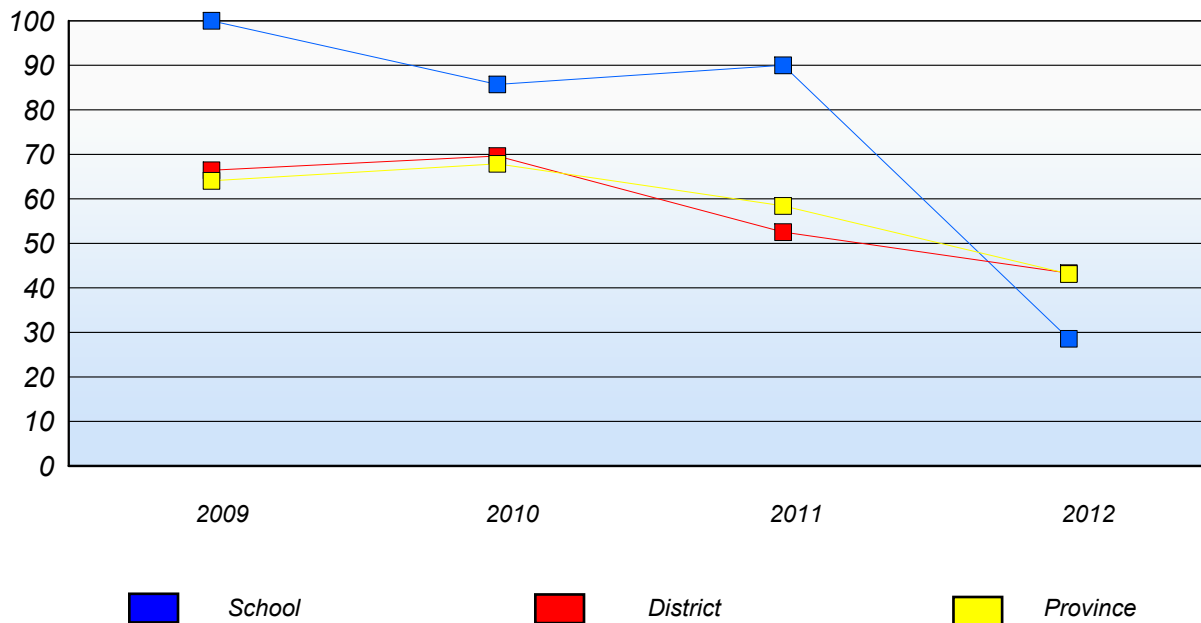
District 2 - Western

School #: 091      Burgeo Academy

**Demand Writing**  
 Percentage of students at level 3 or above (2009 - 2012)



**Reading**  
 Percentage of students at level 3 or above (2009 - 2012)



\* In some cases, CRT numbers may exceed AGR numbers based on late enrolments. Pie chart is based on the number of students who wrote the CRT.

\* French Immersion students not included

\* Reading score is composite of Non-Fiction and Poet.

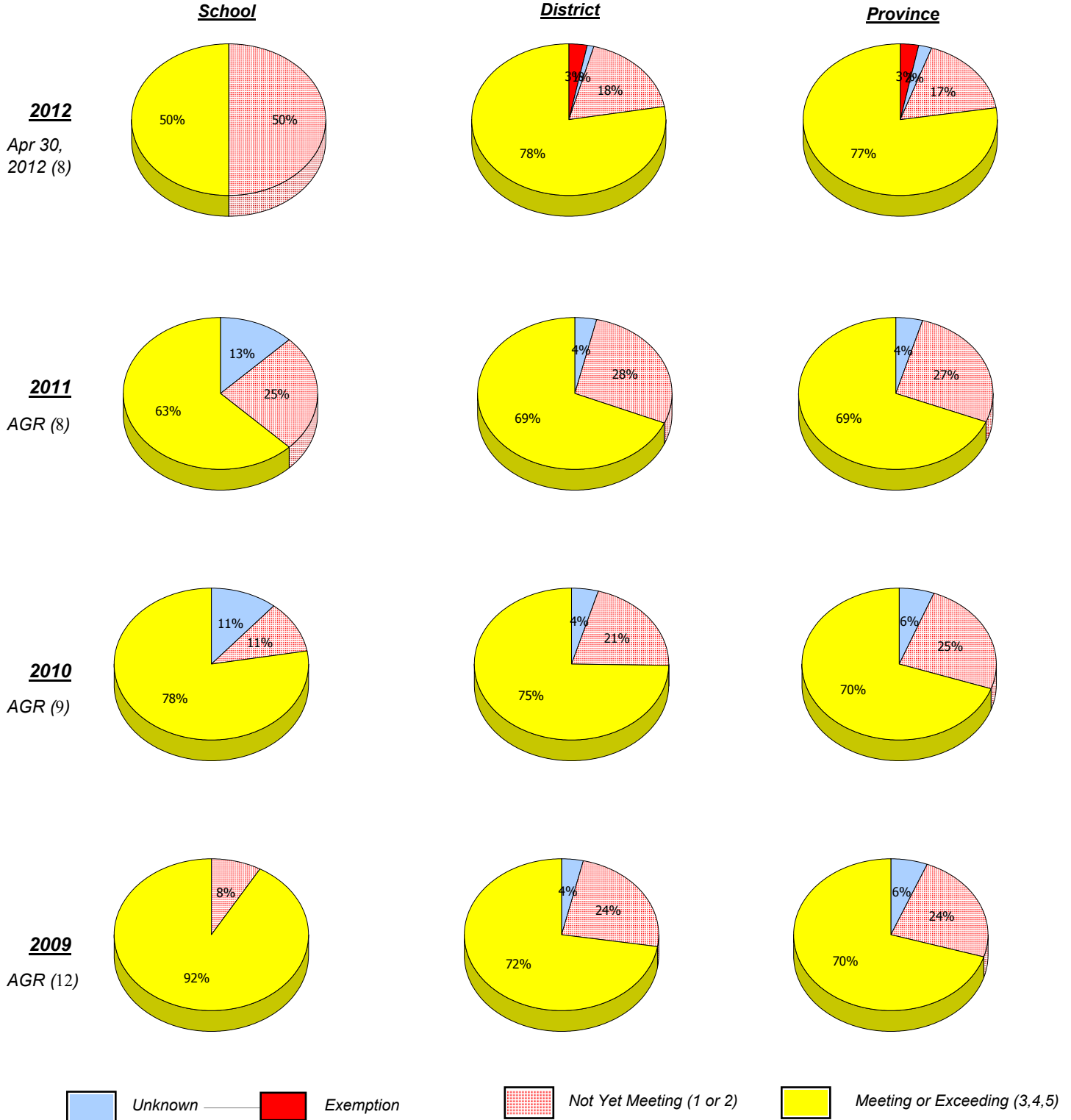
Mushuau Innu Natuashish School and Sheshatshiu Innu School are excluded from district and provincial results.

Source: Division of Evaluation and Research, Department of Education.

District 2 - Western

School #: 092 Grandy's River Collegiate

**Demand Writing**



\* In some cases, CRT numbers may exceed AGR numbers based on late enrolments. Pie chart is based on the number of students who wrote the CRT.

\* French Immersion students not included

\* Reading score is composite of Non-Fiction and Poet.

Mushuau Innu Natuashish School and Sheshatshiu Innu School are excluded from district and provincial results.

Source: Division of Evaluation and Research, Department of Education.

District 2 - Western

School #: 092 Grandy's River Collegiate

**Reading**

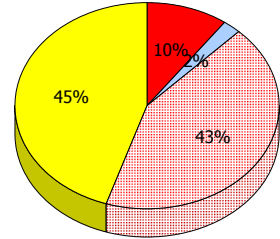
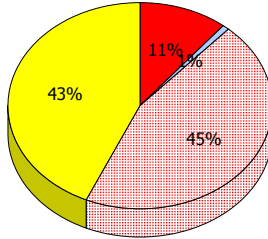
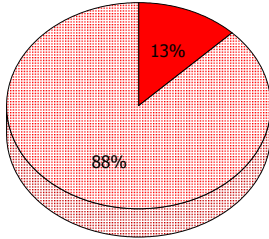
**School**

**District**

**Province**

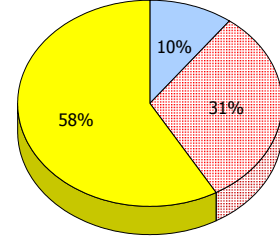
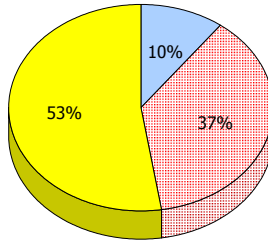
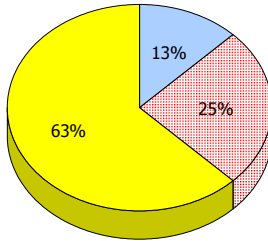
**2012**

Apr 30,  
2012 (8)



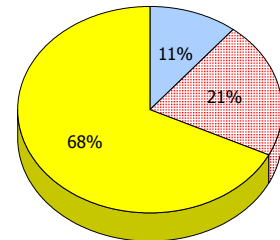
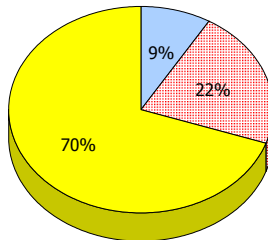
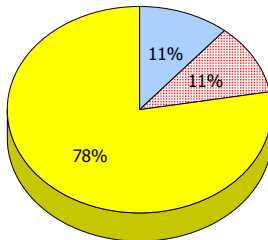
**2011**

AGR (8)



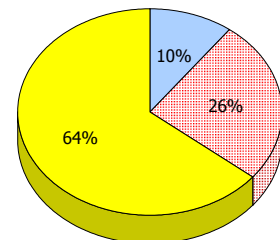
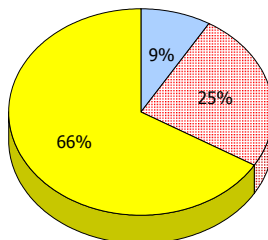
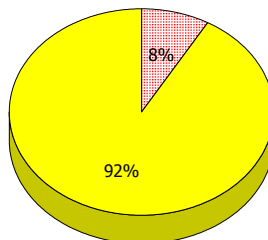
**2010**

AGR (9)



**2009**

AGR (12)



Unknown
  Exemption
  Not Yet Meeting (1 or 2)
  Meeting or Exceeding (3,4,5)

\* In some cases, CRT numbers may exceed AGR numbers based on late enrolments. Pie chart is based on the number of students who wrote the CRT.

\* French Immersion students not included

\* Reading score is composite of Non-Fiction and Poet.

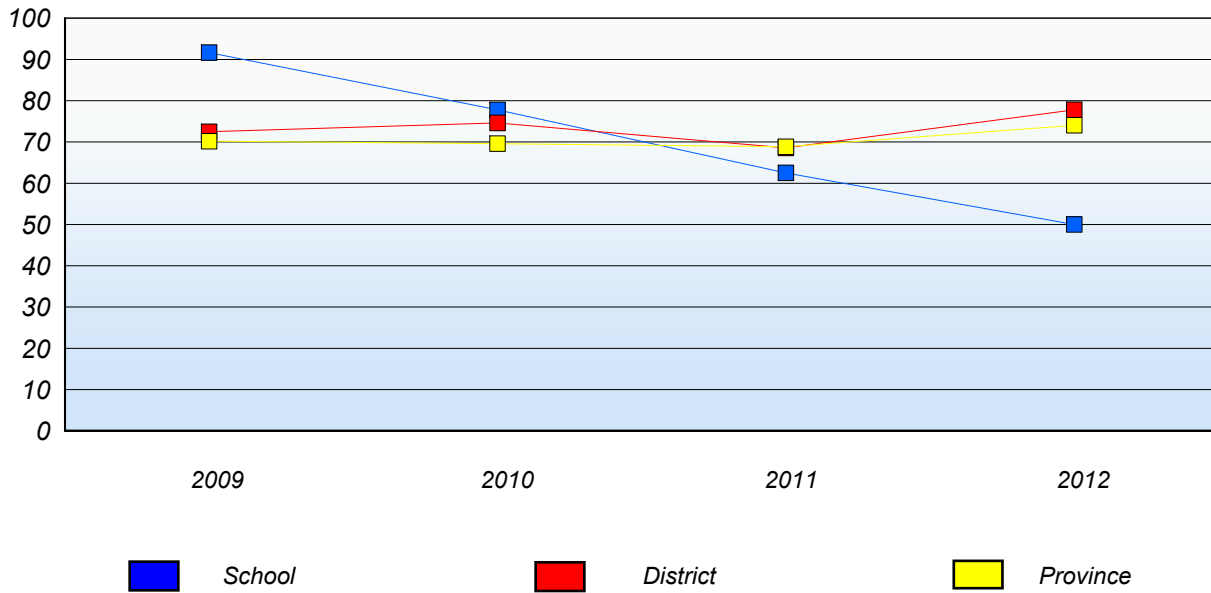
Mushuau Innu Natuashish School and Sheshatshiu Innu School are excluded from district and provincial results.

Source: Division of Evaluation and Research, Department of Education.

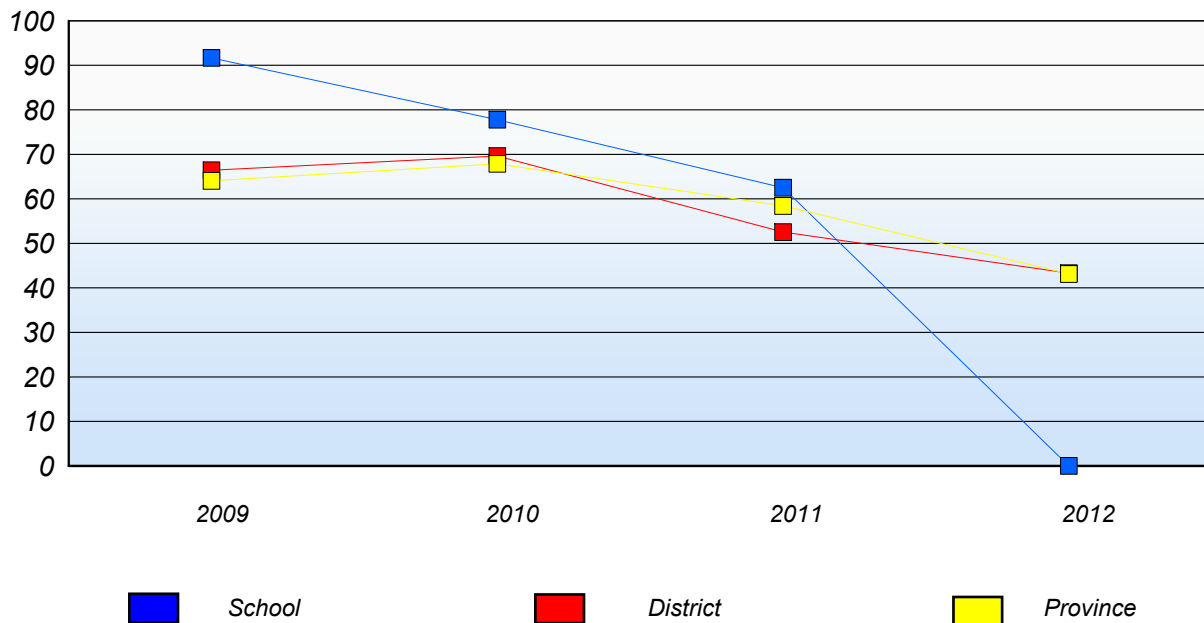
District 2 - Western

School #: 092 Grandy's River Collegiate

**Demand Writing**  
Percentage of students at level 3 or above (2009 - 2012)



**Reading**  
Percentage of students at level 3 or above (2009 - 2012)



\* In some cases, CRT numbers may exceed AGR numbers based on late enrolments. Pie chart is based on the number of students who wrote the CRT.

\* French Immersion students not included

\* Reading score is composite of Non-Fiction and Poet.

Mushuau Innu Natuashish School and Sheshatshiu Innu School are excluded from district and provincial results.

Source: Division of Evaluation and Research, Department of Education.

District 2 - Western

School #: 096 Our Lady of the Cape School

**Demand Writing**

**School**

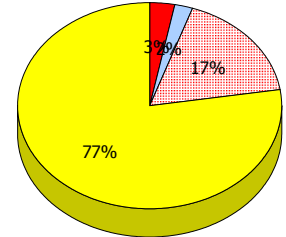
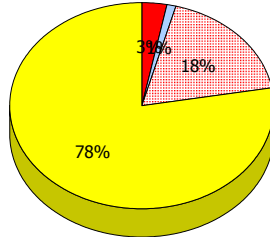
*School data with 5 or fewer students  
withheld for reasons of confidentiality.*

**District**

**Province**

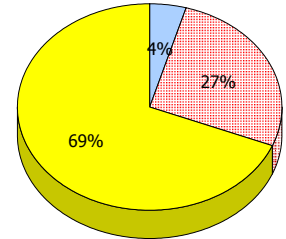
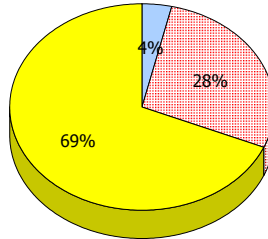
**2012**

Apr 30,  
2012 (5)



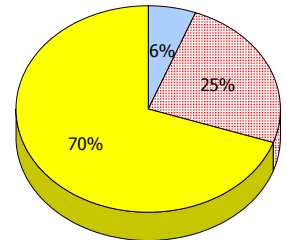
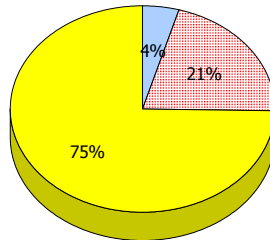
**2011**

AGR (6)



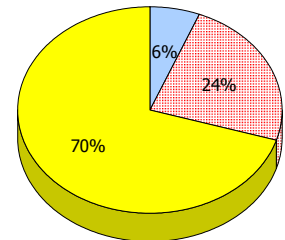
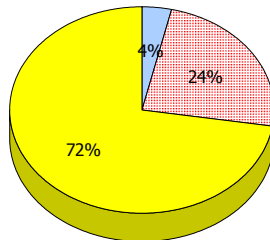
**2010**

AGR (11)



**2009**

AGR (8)



\* In some cases, CRT numbers may exceed AGR numbers based on late enrolments. Pie chart is based on the number of students who wrote the CRT.

\* French Immersion students not included

\* Reading score is composite of Non-Fiction and Poet.

Mushuau Innu Natuashish School and Sheshatshiu Innu School are excluded from district and provincial results.

Source: Division of Evaluation and Research, Department of Education.

District 2 - Western

School #: 096      Our Lady of the Cape School

**Reading**

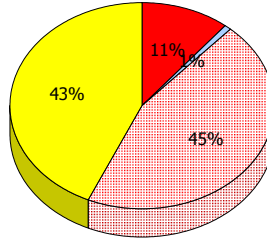
**School**

*School data with 5 or fewer students withheld for reasons of confidentiality.*

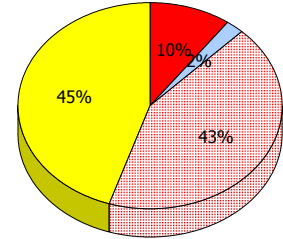
**2012**

Apr 30,  
2012 (5)

**District**

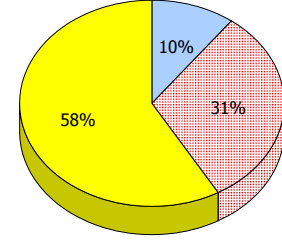
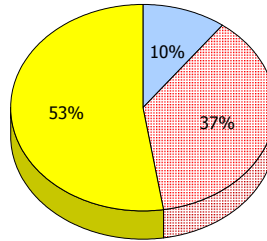


**Province**



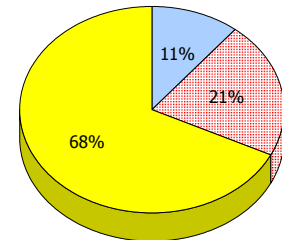
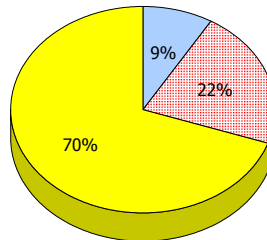
**2011**

AGR (6)



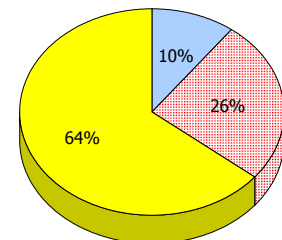
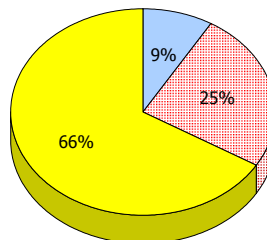
**2010**

AGR (11)



**2009**

AGR (8)



Unknown     
  Exemption     
  Not Yet Meeting (1 or 2)     
  Meeting or Exceeding (3,4,5)

\* In some cases, CRT numbers may exceed AGR numbers based on late enrolments. Pie chart is based on the number of students who wrote the CRT.

\* French Immersion students not included

\* Reading score is composite of Non-Fiction and Poet.

Mushuau Innu Natuashish School and Sheshatshiu Innu School are excluded from district and provincial results.

Source: Division of Evaluation and Research, Department of Education.



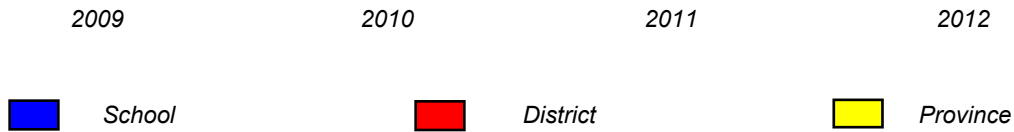
District 2 - Western

School #: 096      Our Lady of the Cape School

**Demand Writing**

*Percentage of students at level 3 or above (2009 - 2012)*

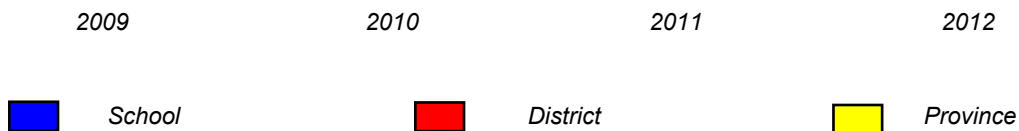
*School data with 5 or fewer students withheld for reasons of confidentiality.*



**Reading**

*Percentage of students at level 3 or above (2009 - 2012)*

*School data with 5 or fewer students withheld for reasons of confidentiality.*



\* In some cases, CRT numbers may exceed AGR numbers based on late enrolments. Pie chart is based on the number of students who wrote the CRT.

\* French Immersion students not included

\* Reading score is composite of Non-Fiction and Poet.

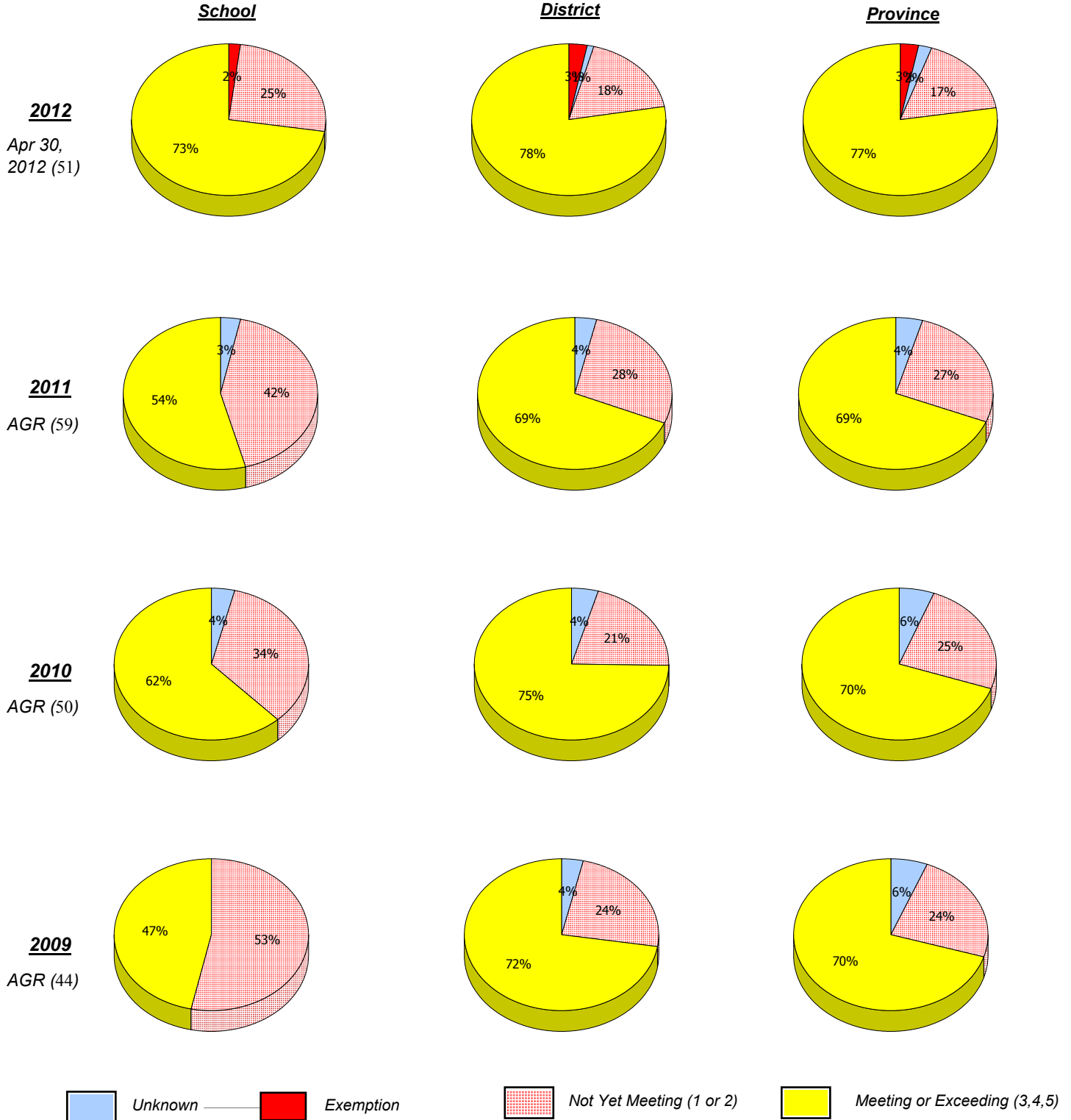
Mushuau Innu Natuashish School and Sheshatshiu Innu School are excluded from district and provincial results.

Source: Division of Evaluation and Research, Department of Education.

District 2 - Western

School #: 097 St. James' Elementary

**Demand Writing**



\* In some cases, CRT numbers may exceed AGR numbers based on late enrolments. Pie chart is based on the number of students who wrote the CRT.

\* French Immersion students not included

\* Reading score is composite of Non-Fiction and Poet.

Mushuau Innu Natuashish School and Sheshatshiu Innu School are excluded from district and provincial results.

Source: Division of Evaluation and Research, Department of Education.

District 2 - Western

School #: 097 St. James' Elementary

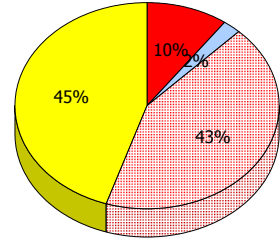
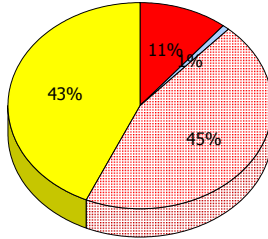
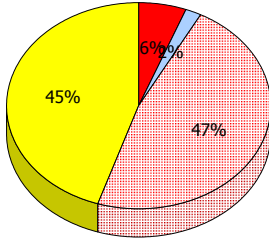
**Reading**

**School**

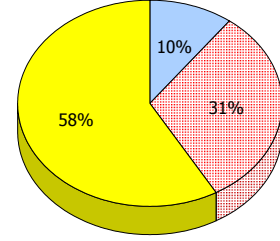
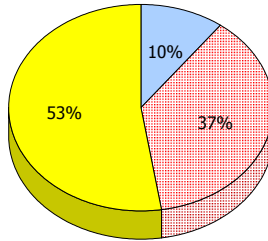
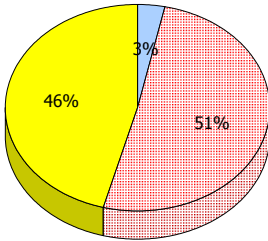
**District**

**Province**

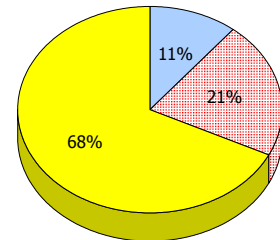
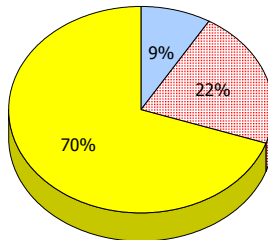
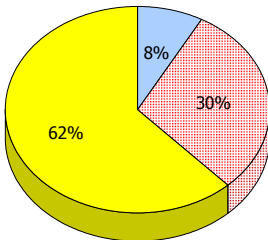
**2012**  
Apr 30,  
2012 (51)



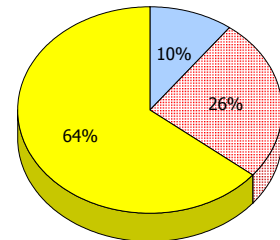
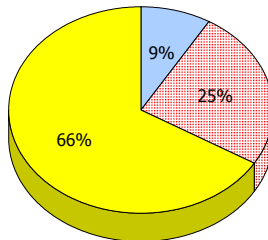
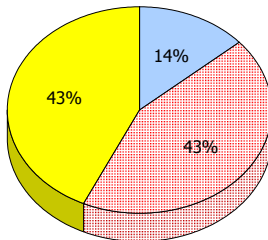
**2011**  
AGR (59)



**2010**  
AGR (50)



**2009**  
AGR (44)



Unknown
  Exemption
  Not Yet Meeting (1 or 2)
  Meeting or Exceeding (3,4,5)

\* In some cases, CRT numbers may exceed AGR numbers based on late enrolments. Pie chart is based on the number of students who wrote the CRT.

\* French Immersion students not included

\* Reading score is composite of Non-Fiction and Poet.

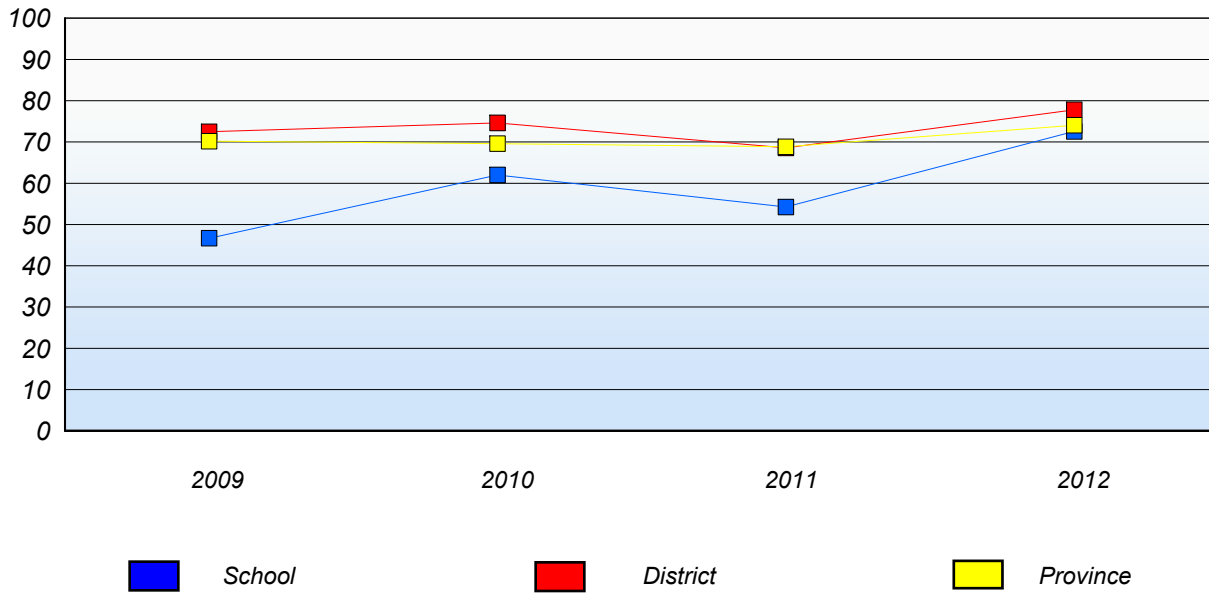
Mushuau Innu Natuashish School and Sheshatshiu Innu School are excluded from district and provincial results.

Source: Division of Evaluation and Research, Department of Education.

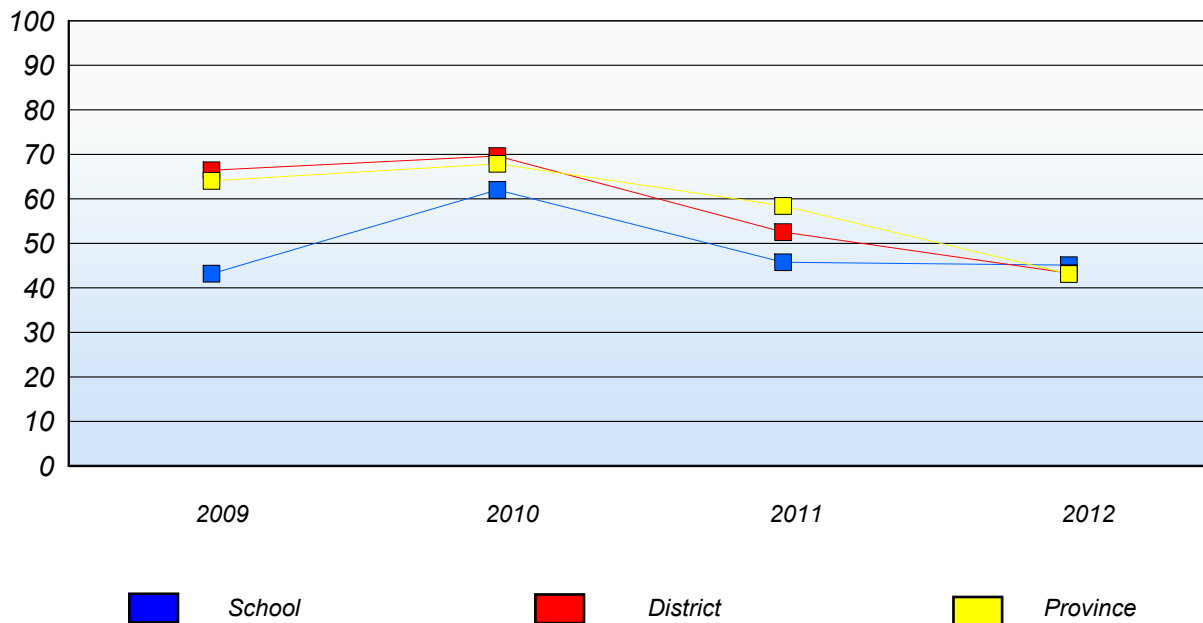
District 2 - Western

School #: 097 St. James' Elementary

**Demand Writing**  
 Percentage of students at level 3 or above (2009 - 2012)



**Reading**  
 Percentage of students at level 3 or above (2009 - 2012)



\* In some cases, CRT numbers may exceed AGR numbers based on late enrolments. Pie chart is based on the number of students who wrote the CRT.

\* French Immersion students not included

\* Reading score is composite of Non-Fiction and Poet.

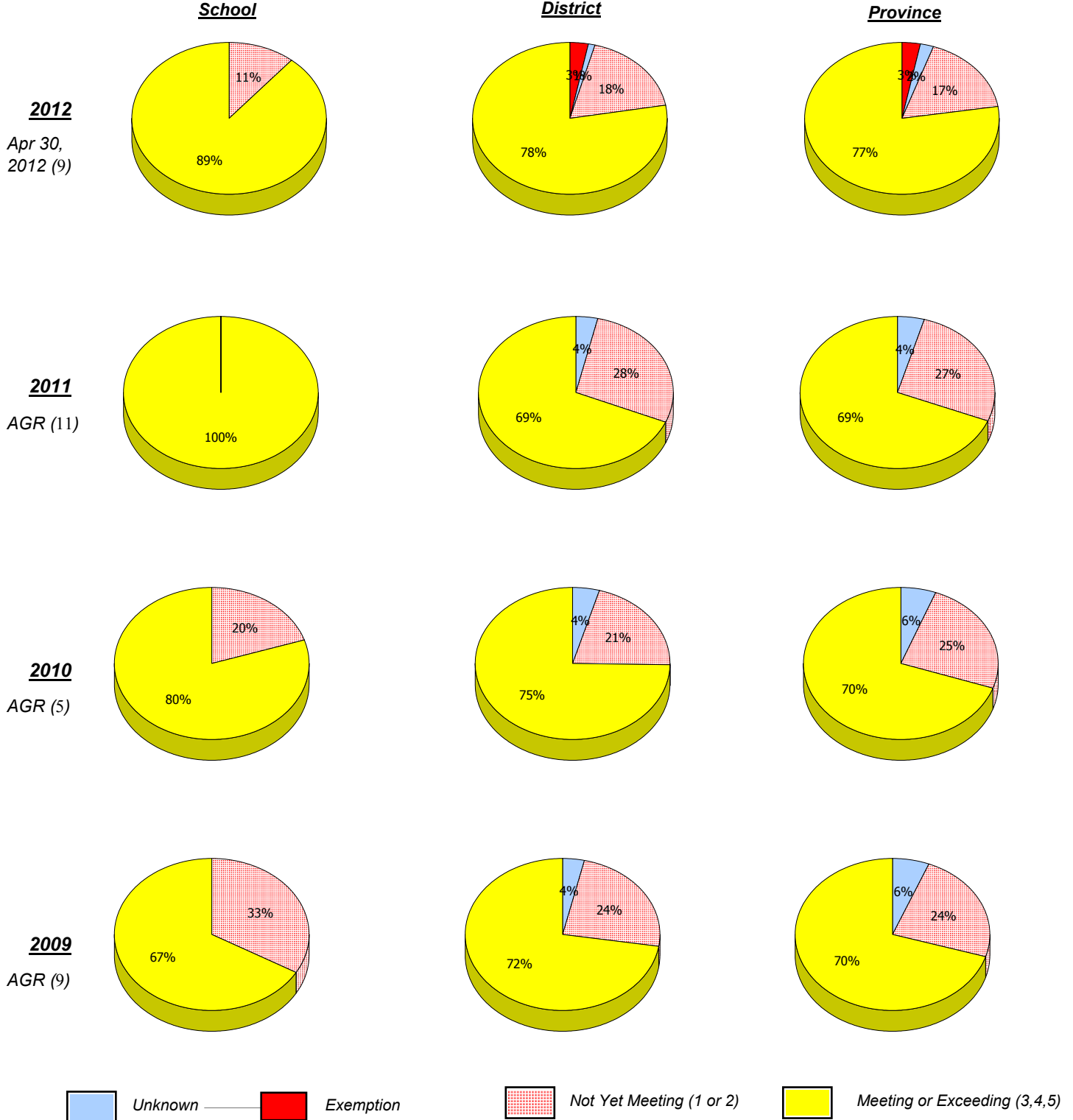
Mushuau Innu Natuashish School and Sheshatshiu Innu School are excluded from district and provincial results.

Source: Division of Evaluation and Research, Department of Education.

District 2 - Western

School #: 103 LeGallais Memorial

**Demand Writing**



\* In some cases, CRT numbers may exceed AGR numbers based on late enrolments. Pie chart is based on the number of students who wrote the CRT.

\* French Immersion students not included

\* Reading score is composite of Non-Fiction and Poet.

Mushuau Innu Natuashish School and Sheshatshiu Innu School are excluded from district and provincial results.

Source: Division of Evaluation and Research, Department of Education.

District 2 - Western

School #: 103 LeGallais Memorial

**Reading**

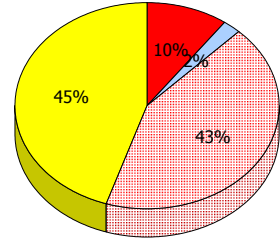
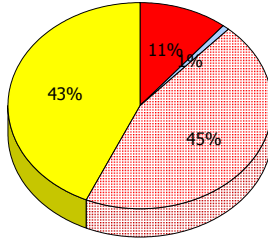
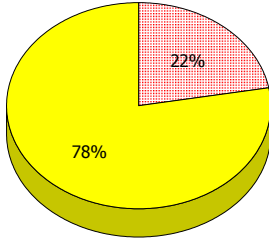
**School**

**District**

**Province**

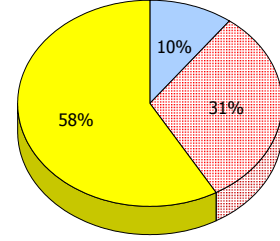
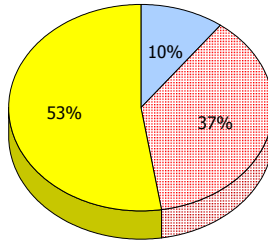
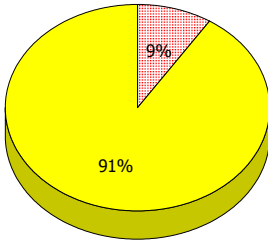
**2012**

Apr 30,  
2012 (9)



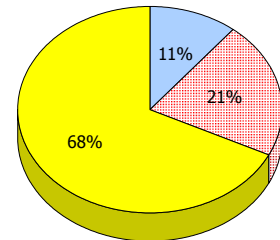
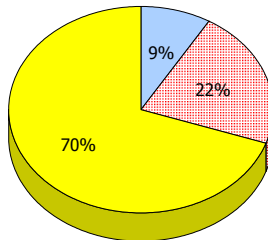
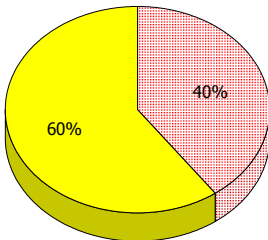
**2011**

AGR (11)



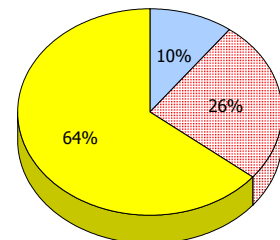
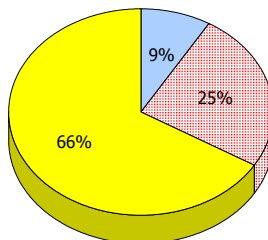
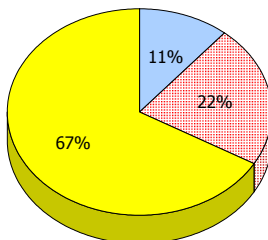
**2010**

AGR (5)



**2009**

AGR (9)



Unknown
  Exemption
  Not Yet Meeting (1 or 2)
  Meeting or Exceeding (3,4,5)

\* In some cases, CRT numbers may exceed AGR numbers based on late enrolments. Pie chart is based on the number of students who wrote the CRT.

\* French Immersion students not included

\* Reading score is composite of Non-Fiction and Poet.

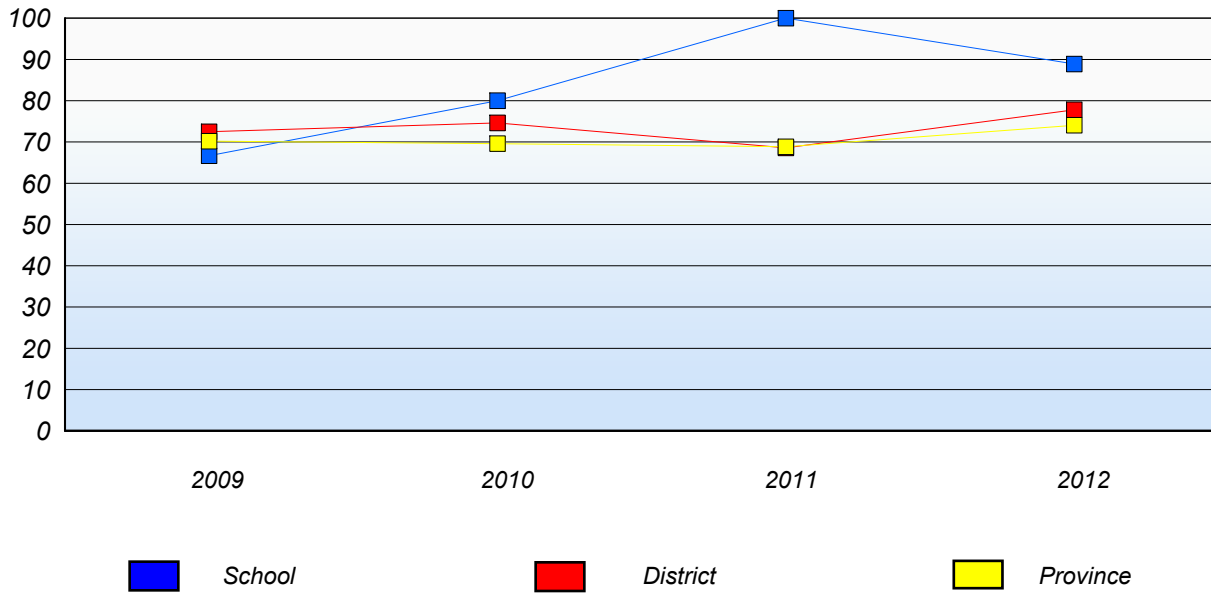
Mushuau Innu Natuashish School and Sheshatshiu Innu School are excluded from district and provincial results.

Source: Division of Evaluation and Research, Department of Education.

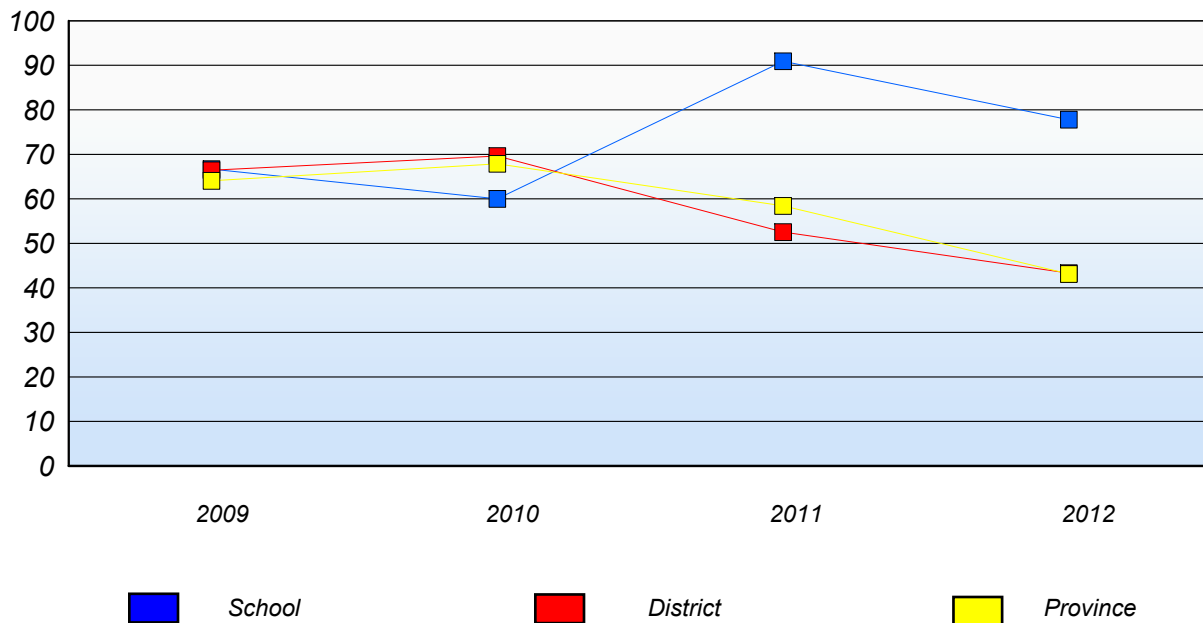
District 2 - Western

School #: 103 LeGallais Memorial

**Demand Writing**  
Percentage of students at level 3 or above (2009 - 2012)



**Reading**  
Percentage of students at level 3 or above (2009 - 2012)



\* In some cases, CRT numbers may exceed AGR numbers based on late enrolments. Pie chart is based on the number of students who wrote the CRT.

\* French Immersion students not included

\* Reading score is composite of Non-Fiction and Poet.

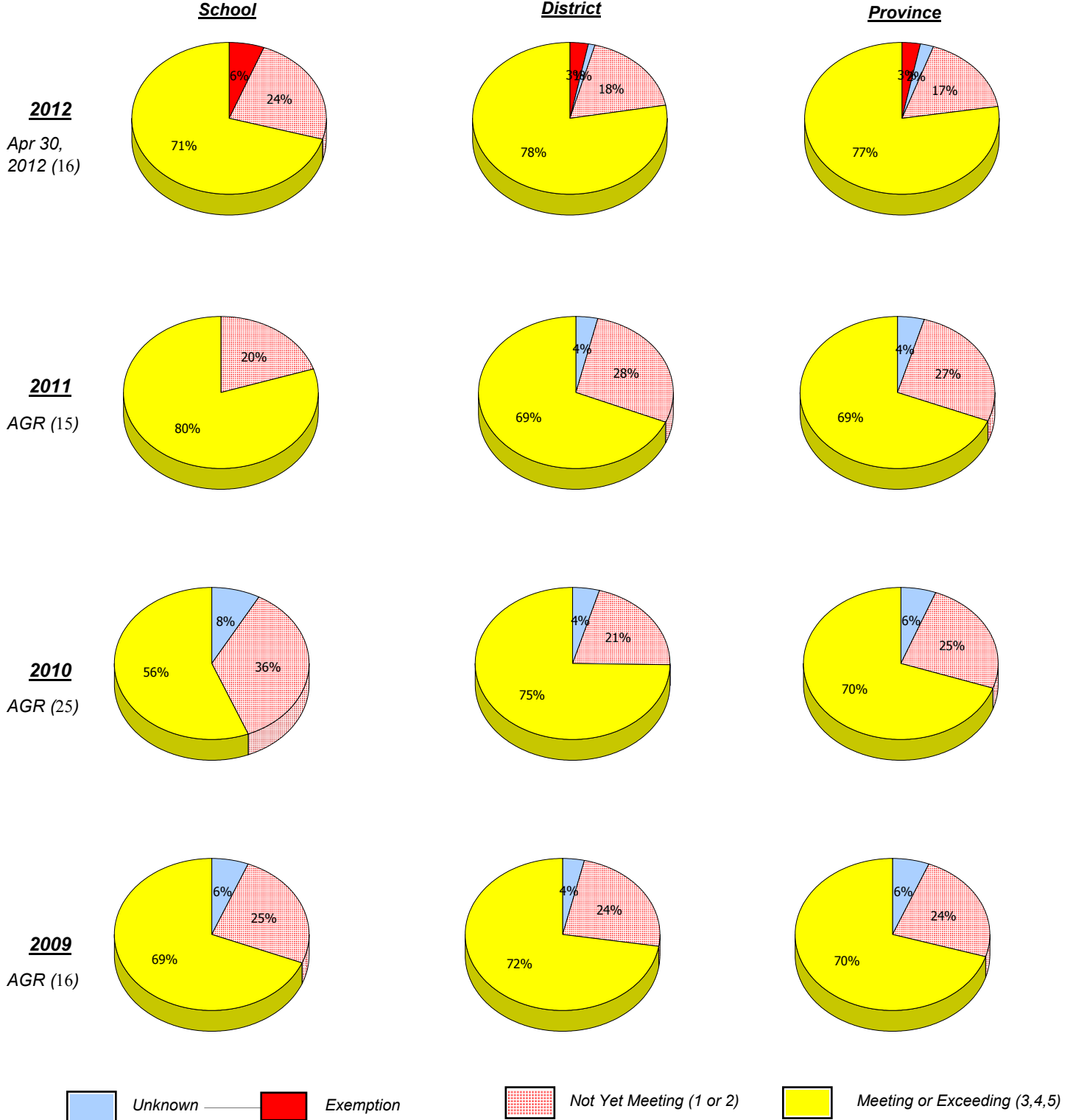
Mushuau Innu Natuashish School and Sheshatshiu Innu School are excluded from district and provincial results.

Source: Division of Evaluation and Research, Department of Education.

District 2 - Western

School #: 106 Lourdes Elementary

**Demand Writing**



\* In some cases, CRT numbers may exceed AGR numbers based on late enrolments. Pie chart is based on the number of students who wrote the CRT.

\* French Immersion students not included

\* Reading score is composite of Non-Fiction and Poet.

Mushuau Innu Natuashish School and Sheshatshiu Innu School are excluded from district and provincial results.

Source: Division of Evaluation and Research, Department of Education.



District 2 - Western

School #: 106 Lourdes Elementary

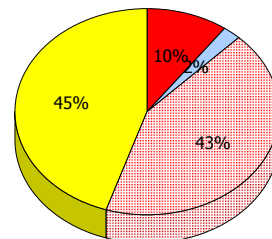
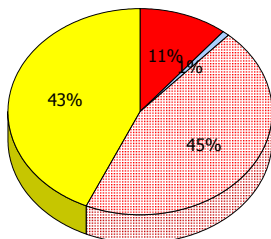
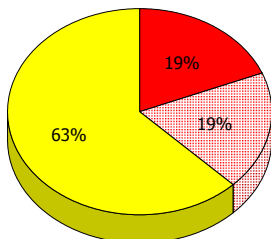
**Reading**

**School**

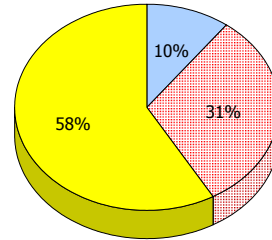
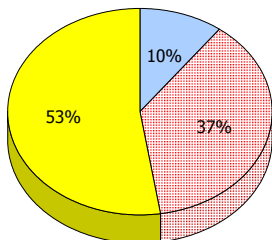
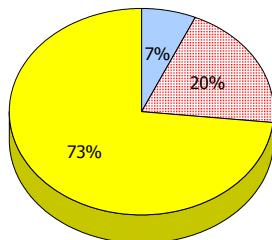
**District**

**Province**

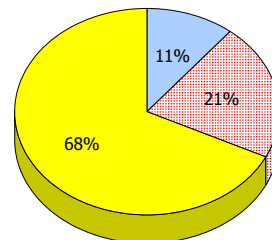
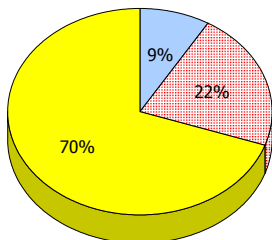
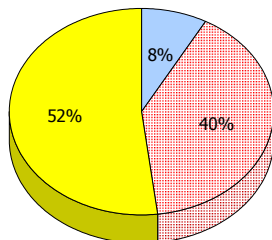
**2012**  
Apr 30,  
2012 (16)



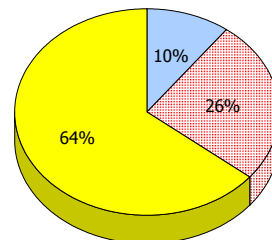
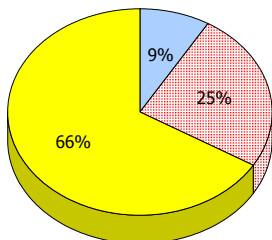
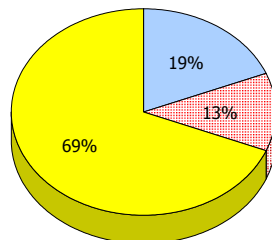
**2011**  
AGR (15)



**2010**  
AGR (25)



**2009**  
AGR (16)



Unknown
  Exemption
  Not Yet Meeting (1 or 2)
  Meeting or Exceeding (3,4,5)

\* In some cases, CRT numbers may exceed AGR numbers based on late enrolments. Pie chart is based on the number of students who wrote the CRT.

\* French Immersion students not included

\* Reading score is composite of Non-Fiction and Poet.

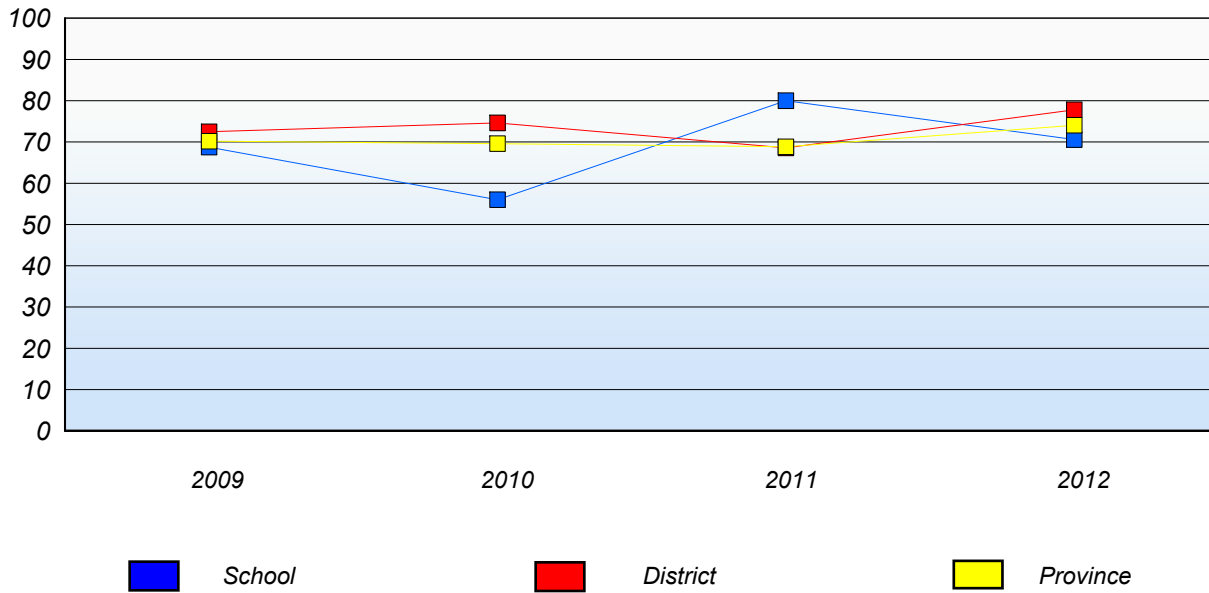
Mushuau Innu Natuashish School and Sheshatshiu Innu School are excluded from district and provincial results.

Source: Division of Evaluation and Research, Department of Education.

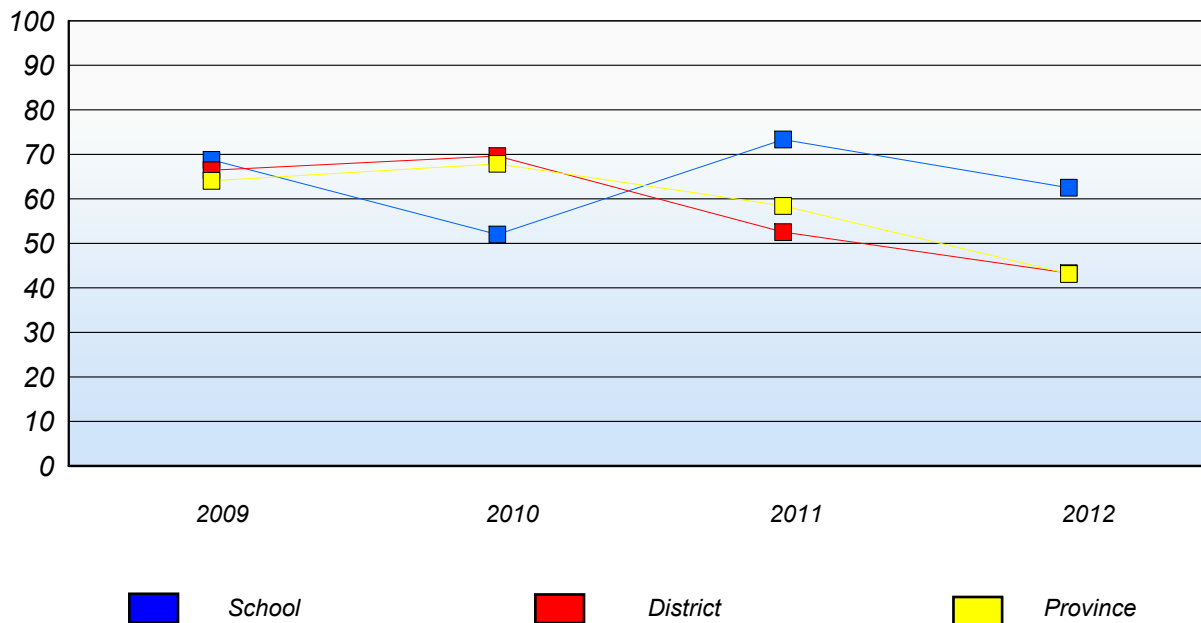
District 2 - Western

School #: 106      Lourdes Elementary

**Demand Writing**  
Percentage of students at level 3 or above (2009 - 2012)



**Reading**  
Percentage of students at level 3 or above (2009 - 2012)

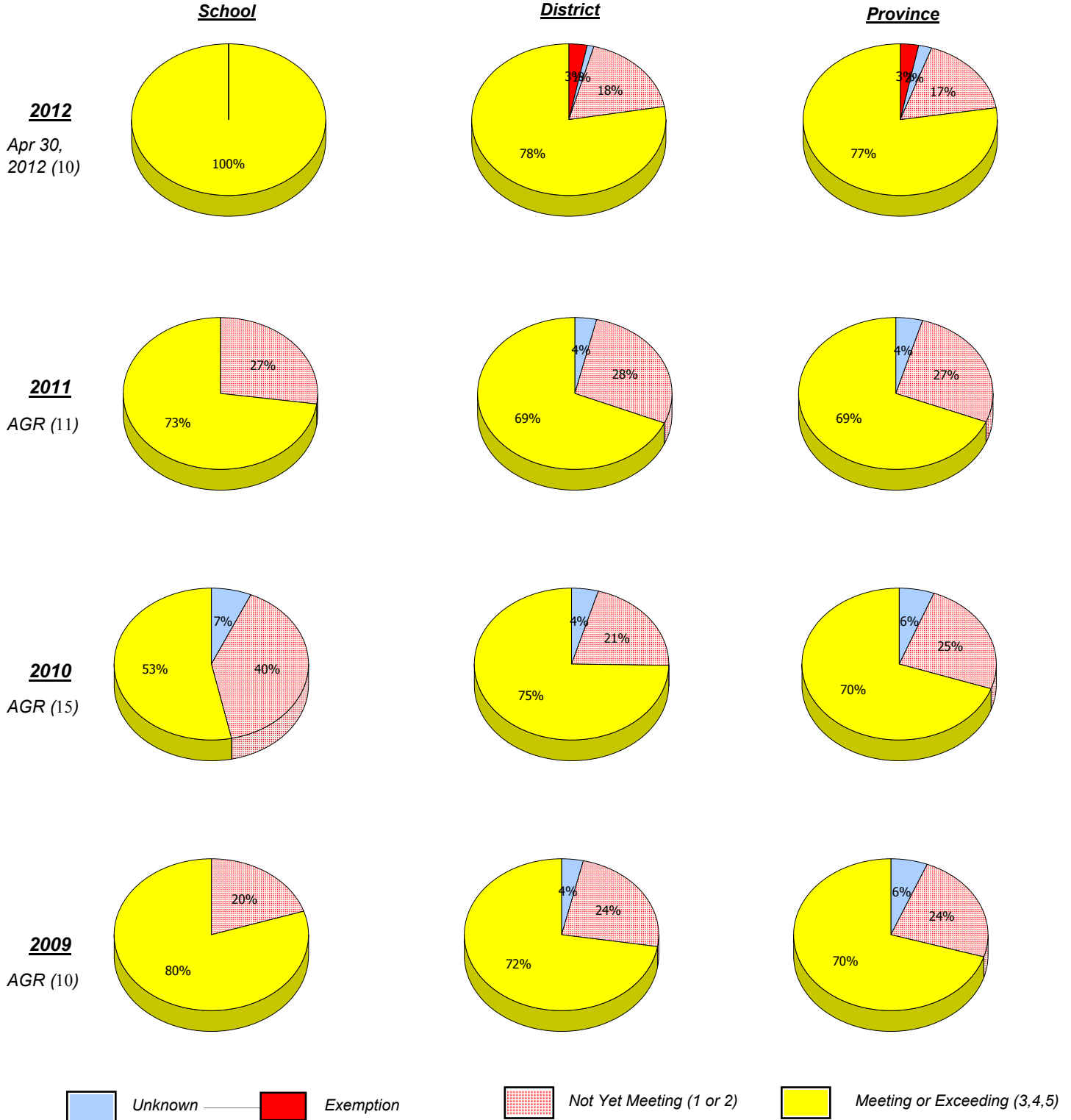


\* In some cases, CRT numbers may exceed AGR numbers based on late enrolments. Pie chart is based on the number of students who wrote the CRT.  
 \* French Immersion students not included      \* Reading score is composite of Non-Fiction and Poet.  
 Mushuau Innu Natuashish School and Sheshatshiu Innu School are excluded from district and provincial results.  
 Source: Division of Evaluation and Research, Department of Education.

District 2 - Western

School #: 111 St. Thomas Aquinas

**Demand Writing**



\* In some cases, CRT numbers may exceed AGR numbers based on late enrolments. Pie chart is based on the number of students who wrote the CRT.

\* French Immersion students not included

\* Reading score is composite of Non-Fiction and Poet.

Mushuau Innu Natuashish School and Sheshatshiu Innu School are excluded from district and provincial results.

Source: Division of Evaluation and Research, Department of Education.

District 2 - Western

School #: 111 St. Thomas Aquinas

**Reading**

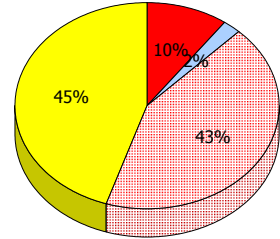
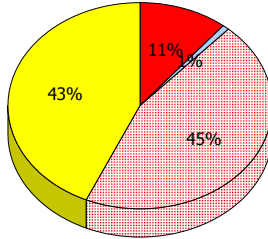
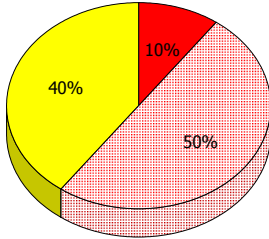
**School**

**District**

**Province**

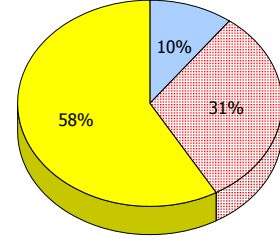
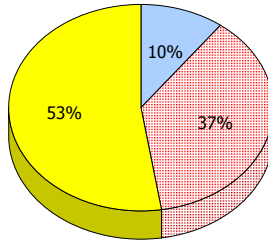
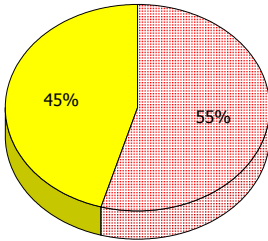
**2012**

Apr 30,  
2012 (10)



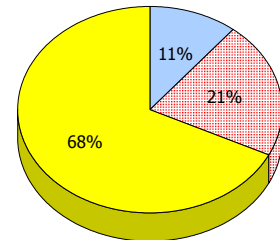
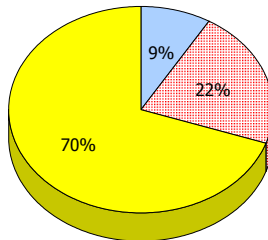
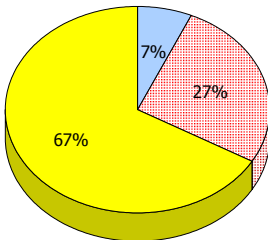
**2011**

AGR (11)



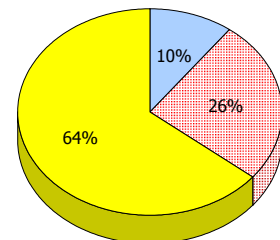
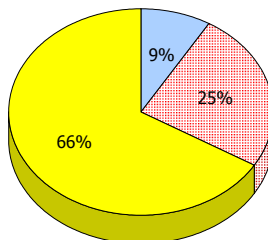
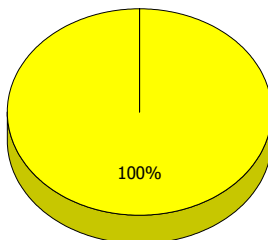
**2010**

AGR (15)



**2009**

AGR (10)



Unknown
  Exemption
  Not Yet Meeting (1 or 2)
  Meeting or Exceeding (3,4,5)

\* In some cases, CRT numbers may exceed AGR numbers based on late enrolments. Pie chart is based on the number of students who wrote the CRT.

\* French Immersion students not included

\* Reading score is composite of Non-Fiction and Poet.

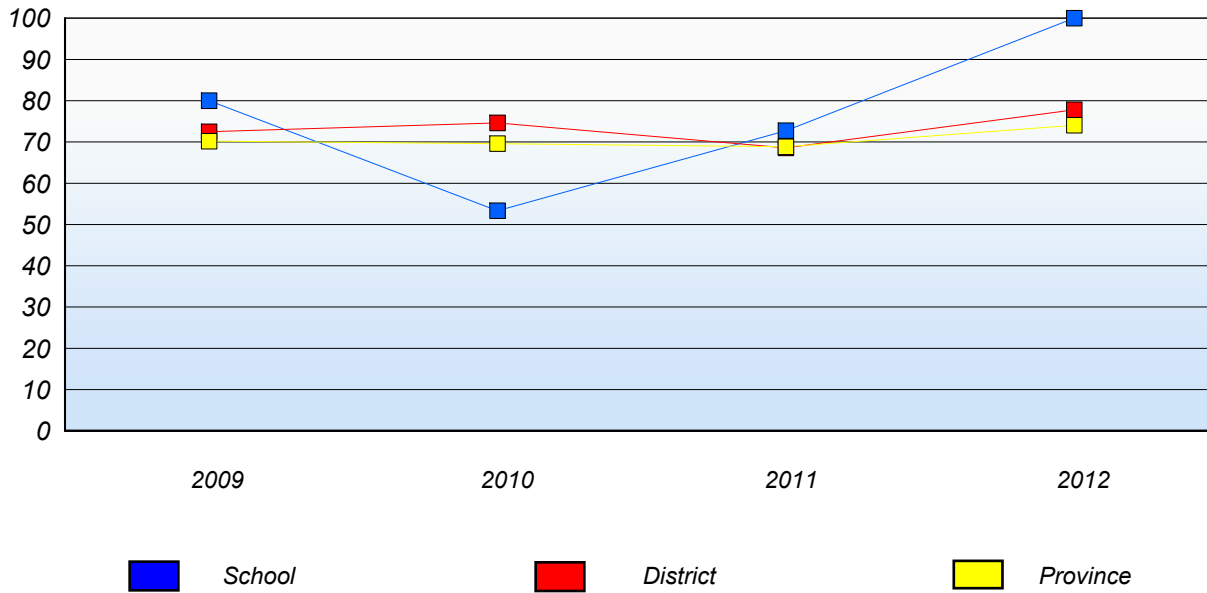
Mushuau Innu Natuashish School and Sheshatshiu Innu School are excluded from district and provincial results.

Source: Division of Evaluation and Research, Department of Education.

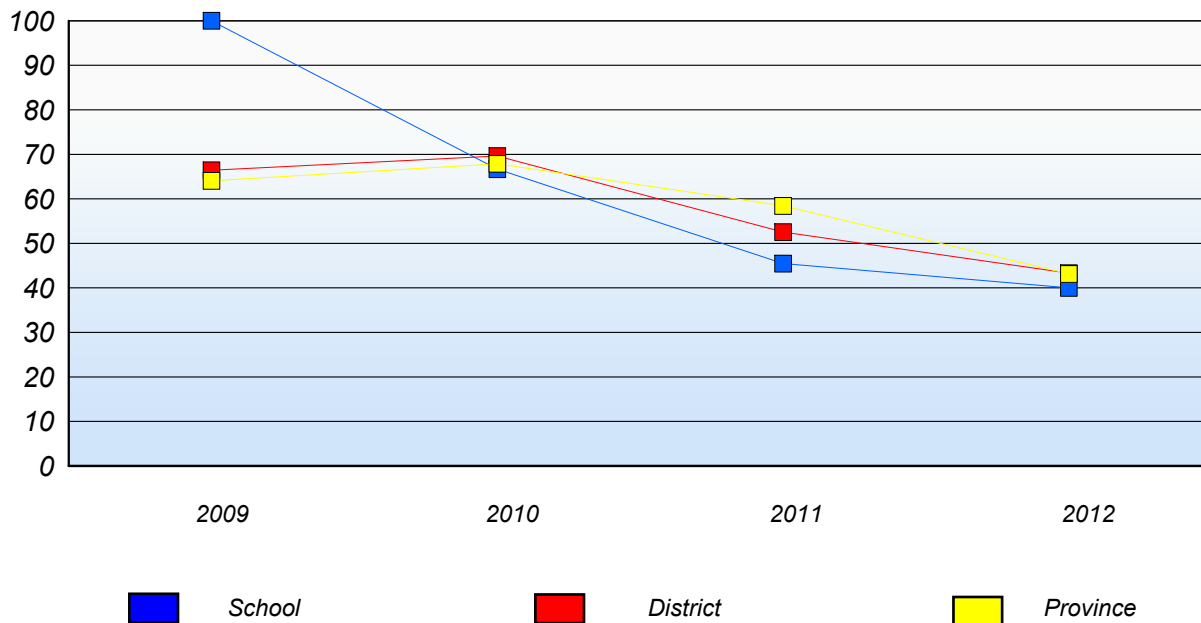
District 2 - Western

School #: 111      St. Thomas Aquinas

**Demand Writing**  
 Percentage of students at level 3 or above (2009 - 2012)



**Reading**  
 Percentage of students at level 3 or above (2009 - 2012)



\* In some cases, CRT numbers may exceed AGR numbers based on late enrolments. Pie chart is based on the number of students who wrote the CRT.

\* French Immersion students not included

\* Reading score is composite of Non-Fiction and Poet.

Mushuau Innu Natuashish School and Sheshatshiu Innu School are excluded from district and provincial results.

Source: Division of Evaluation and Research, Department of Education.

District 2 - Western

School #: 113      St. Boniface All Grade

***Demand Writing***

**School**

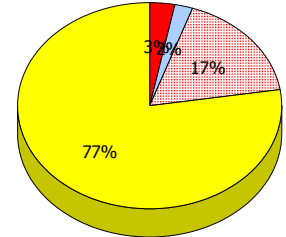
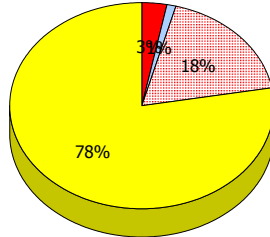
*School data with 5 or fewer students withheld for reasons of confidentiality.*

**District**

**Province**

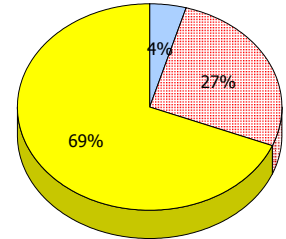
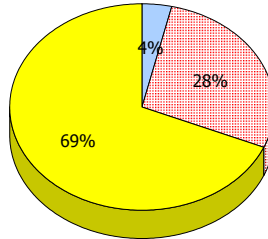
**2012**

Apr 30,  
2012 (1)



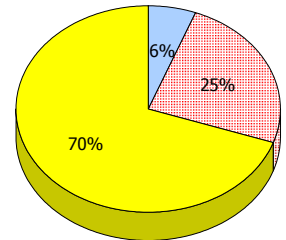
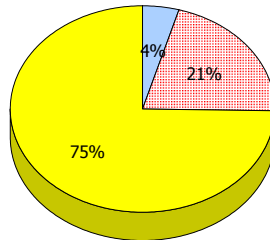
**2011**

AGR (4)



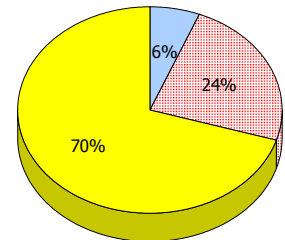
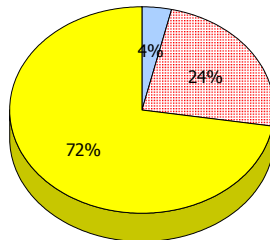
**2010**

AGR (3)



**2009**

AGR (5)



\* In some cases, CRT numbers may exceed AGR numbers based on late enrolments. Pie chart is based on the number of students who wrote the CRT.

\* French Immersion students not included

\* Reading score is composite of Non-Fiction and Poet.

Mushuau Innu Natuashish School and Sheshatshiu Innu School are excluded from district and provincial results.

Source: Division of Evaluation and Research, Department of Education.

District 2 - Western

School #: 113 St. Boniface All Grade

**Reading**

**School**

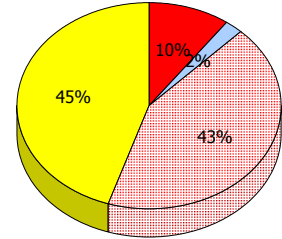
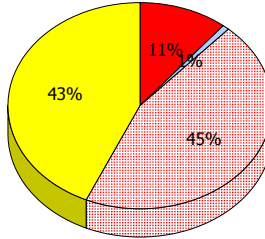
*School data with 5 or fewer students withheld for reasons of confidentiality.*

**District**

**Province**

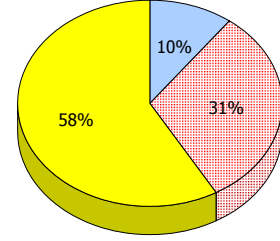
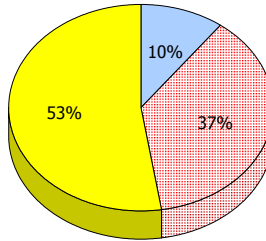
**2012**

Apr 30,  
2012 (1)



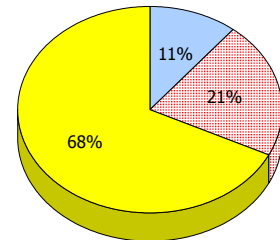
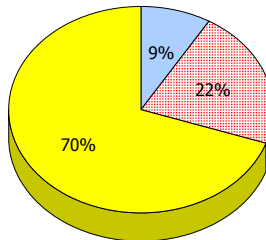
**2011**

AGR (4)



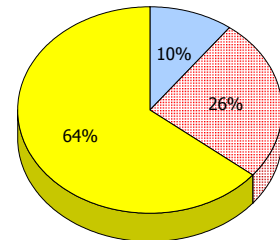
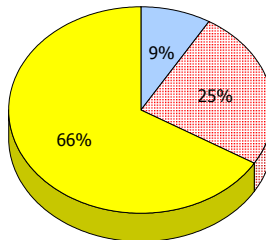
**2010**

AGR (3)



**2009**

AGR (5)



Unknown
  Exemption
  Not Yet Meeting (1 or 2)
  Meeting or Exceeding (3,4,5)

\* In some cases, CRT numbers may exceed AGR numbers based on late enrolments. Pie chart is based on the number of students who wrote the CRT.

\* French Immersion students not included

\* Reading score is composite of Non-Fiction and Poet.

Mushuau Innu Natuashish School and Sheshatshiu Innu School are excluded from district and provincial results.

Source: Division of Evaluation and Research, Department of Education.

District 2 - Western

School #: 113      St. Boniface All Grade

**Demand Writing**

*Percentage of students at level 3 or above (2009 - 2012)*

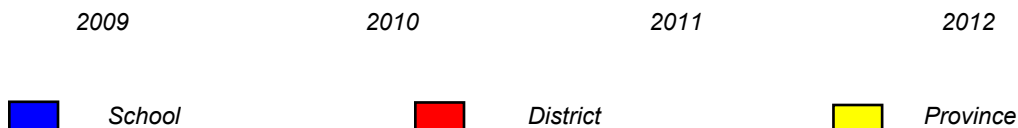
*School data with 5 or fewer students withheld for reasons of confidentiality.*



**Reading**

*Percentage of students at level 3 or above (2009 - 2012)*

*School data with 5 or fewer students withheld for reasons of confidentiality.*



\* In some cases, CRT numbers may exceed AGR numbers based on late enrolments. Pie chart is based on the number of students who wrote the CRT.

\* French Immersion students not included

\* Reading score is composite of Non-Fiction and Poet.

Mushuau Innu Natuashish School and Sheshatshiu Innu School are excluded from district and provincial results.

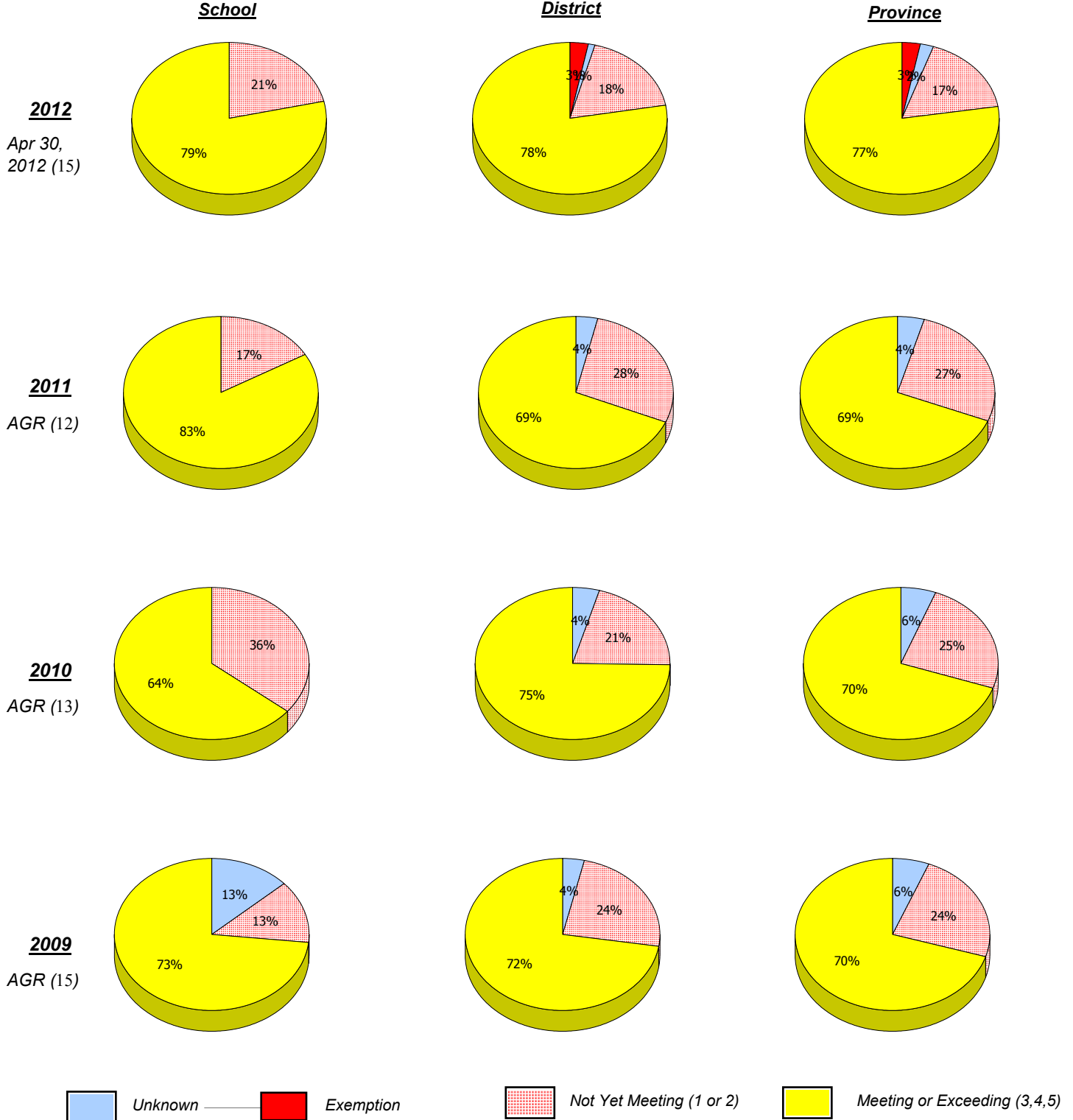
Source: Division of Evaluation and Research, Department of Education.



District 2 - Western

School #: 115 Our Lady of Mercy Elementary

**Demand Writing**



\* In some cases, CRT numbers may exceed AGR numbers based on late enrolments. Pie chart is based on the number of students who wrote the CRT.

\* French Immersion students not included

\* Reading score is composite of Non-Fiction and Poet.

Mushuau Innu Natuashish School and Sheshatshiu Innu School are excluded from district and provincial results.

Source: Division of Evaluation and Research, Department of Education.

District 2 - Western

School #: 115 Our Lady of Mercy Elementary

**Reading**

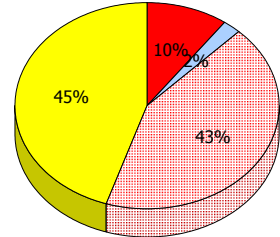
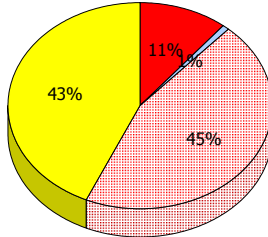
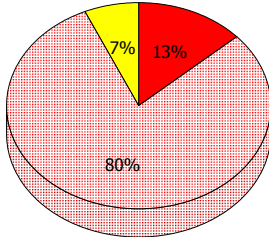
**School**

**District**

**Province**

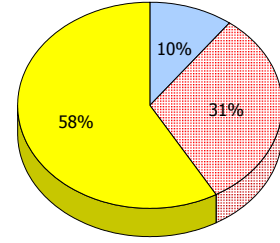
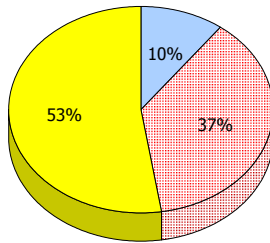
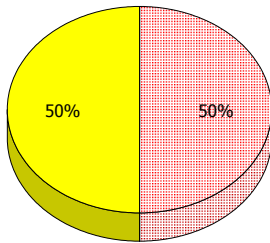
**2012**

Apr 30,  
2012 (15)



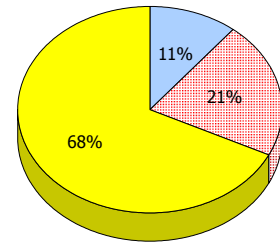
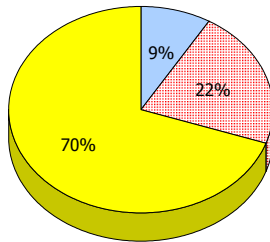
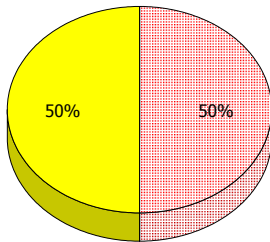
**2011**

AGR (12)



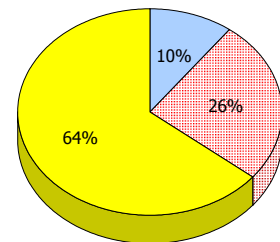
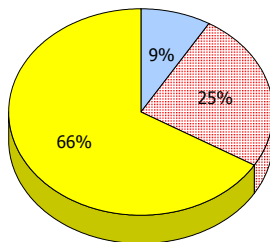
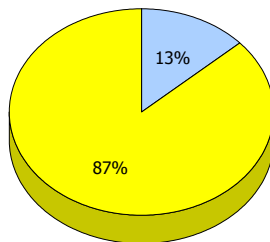
**2010**

AGR (13)



**2009**

AGR (15)



Unknown
  Exemption
  Not Yet Meeting (1 or 2)
  Meeting or Exceeding (3,4,5)

\* In some cases, CRT numbers may exceed AGR numbers based on late enrolments. Pie chart is based on the number of students who wrote the CRT.

\* French Immersion students not included

\* Reading score is composite of Non-Fiction and Poet.

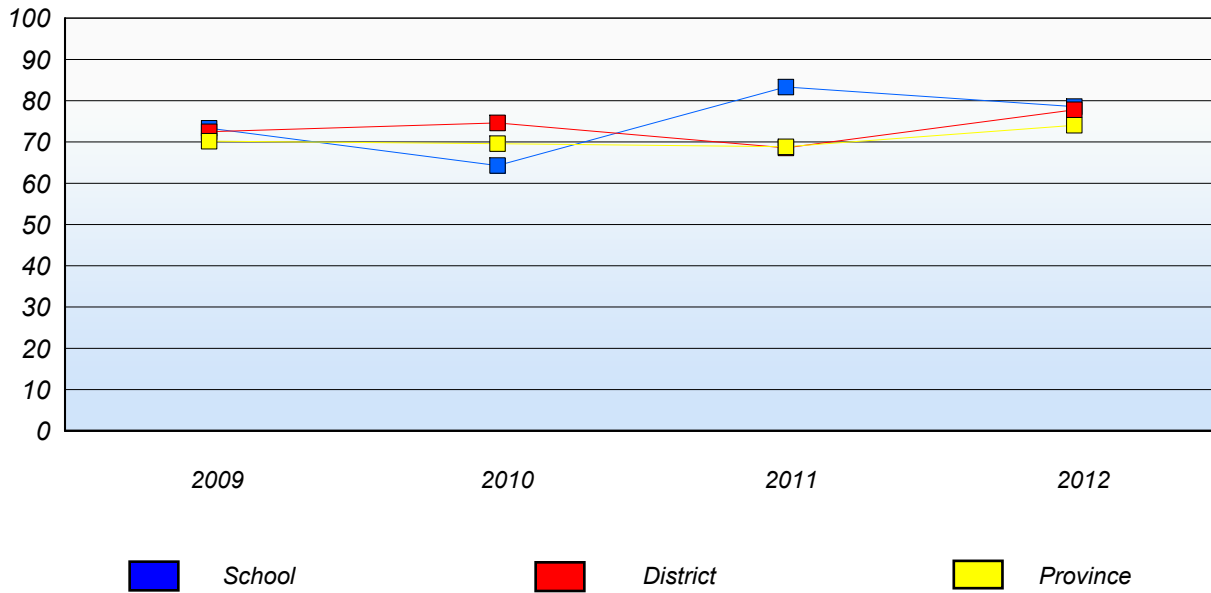
Mushuau Innu Natuashish School and Sheshatshiu Innu School are excluded from district and provincial results.

Source: Division of Evaluation and Research, Department of Education.

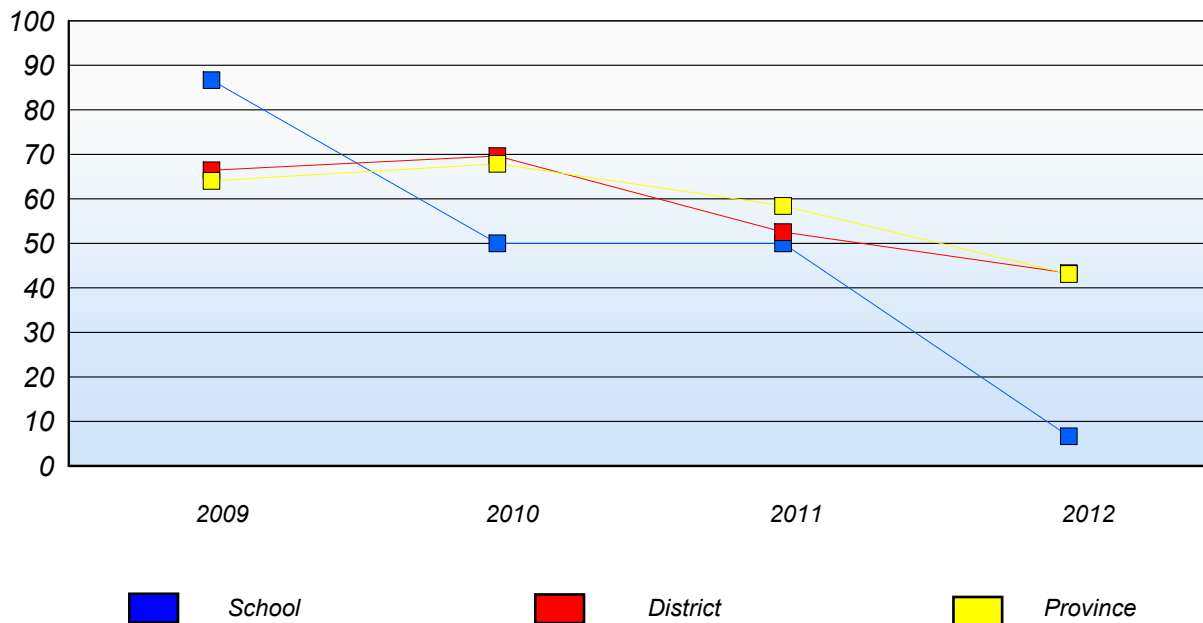
District 2 - Western

School #: 115      Our Lady of Mercy Elementary

**Demand Writing**  
 Percentage of students at level 3 or above (2009 - 2012)



**Reading**  
 Percentage of students at level 3 or above (2009 - 2012)



\* In some cases, CRT numbers may exceed AGR numbers based on late enrolments. Pie chart is based on the number of students who wrote the CRT.

\* French Immersion students not included

\* Reading score is composite of Non-Fiction and Poet.

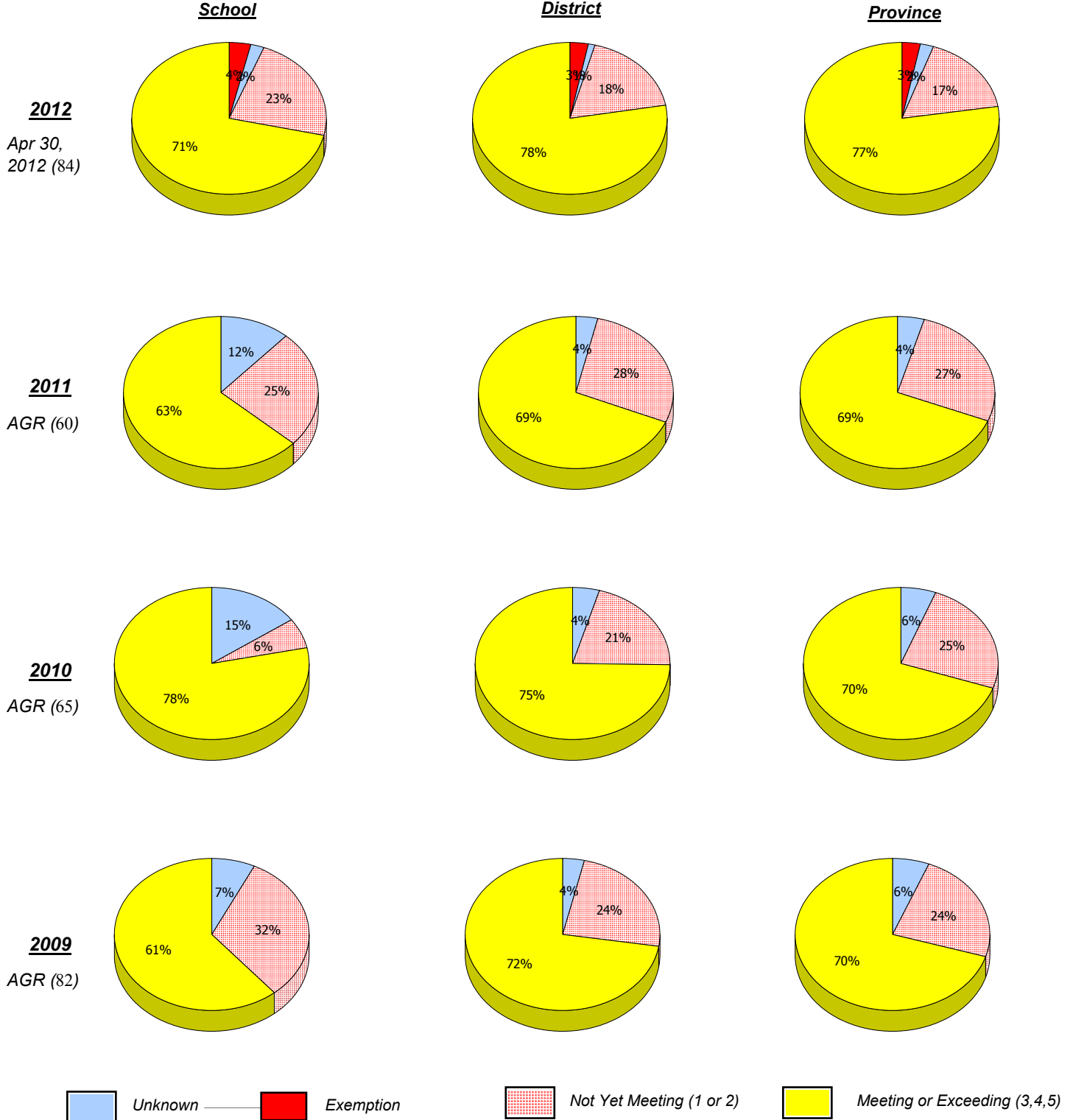
Mushuau Innu Natuashish School and Sheshatshiu Innu School are excluded from district and provincial results.

Source: Division of Evaluation and Research, Department of Education.

District 2 - Western

School #: 120 Stephenville Primary

**Demand Writing**



\* In some cases, CRT numbers may exceed AGR numbers based on late enrolments. Pie chart is based on the number of students who wrote the CRT.

\* French Immersion students not included

\* Reading score is composite of Non-Fiction and Poet.

Mushuau Innu Natuashish School and Sheshatshiu Innu School are excluded from district and provincial results.

Source: Division of Evaluation and Research, Department of Education.

District 2 - Western

School #: 120 Stephenville Primary

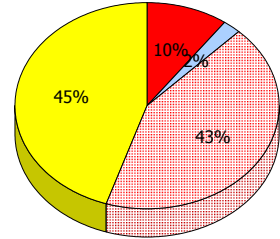
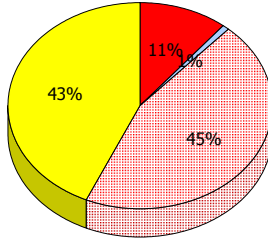
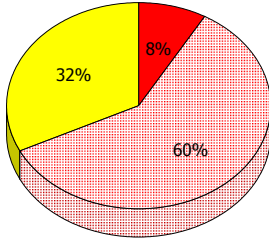
**Reading**

**School**

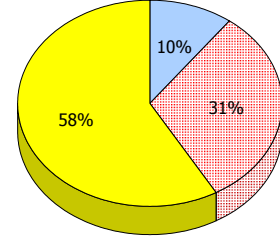
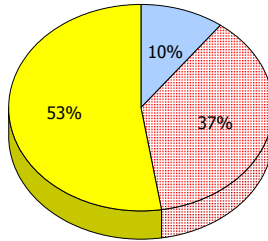
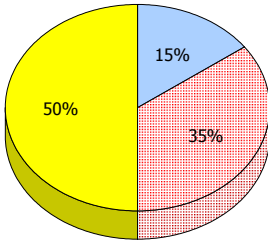
**District**

**Province**

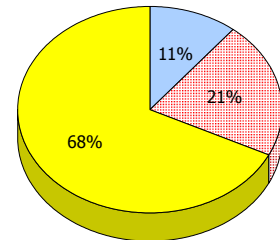
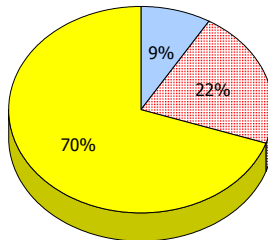
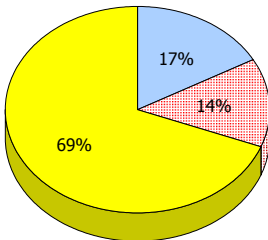
**2012**  
Apr 30,  
2012 (84)



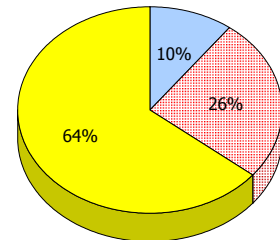
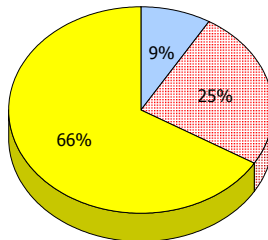
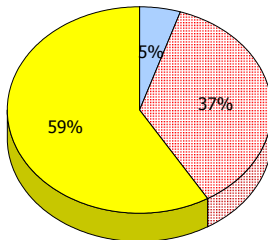
**2011**  
AGR (60)



**2010**  
AGR (65)



**2009**  
AGR (82)



Unknown
  Exemption
  Not Yet Meeting (1 or 2)
  Meeting or Exceeding (3,4,5)

\* In some cases, CRT numbers may exceed AGR numbers based on late enrolments. Pie chart is based on the number of students who wrote the CRT.

\* French Immersion students not included

\* Reading score is composite of Non-Fiction and Poet.

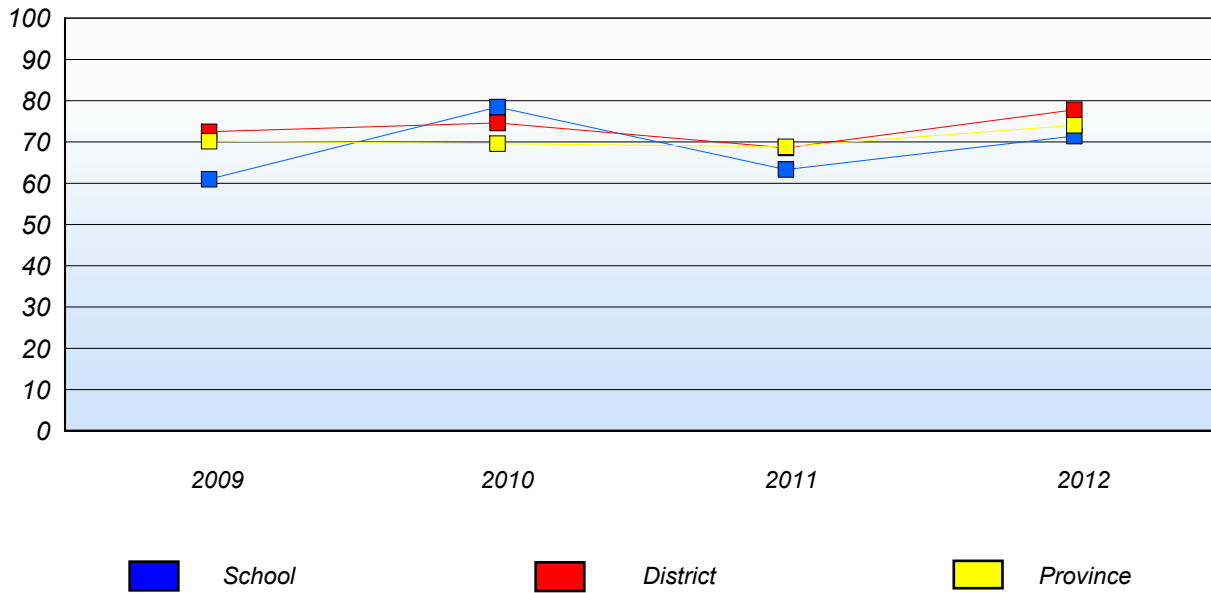
Mushuau Innu Natuashish School and Sheshatshiu Innu School are excluded from district and provincial results.

Source: Division of Evaluation and Research, Department of Education.

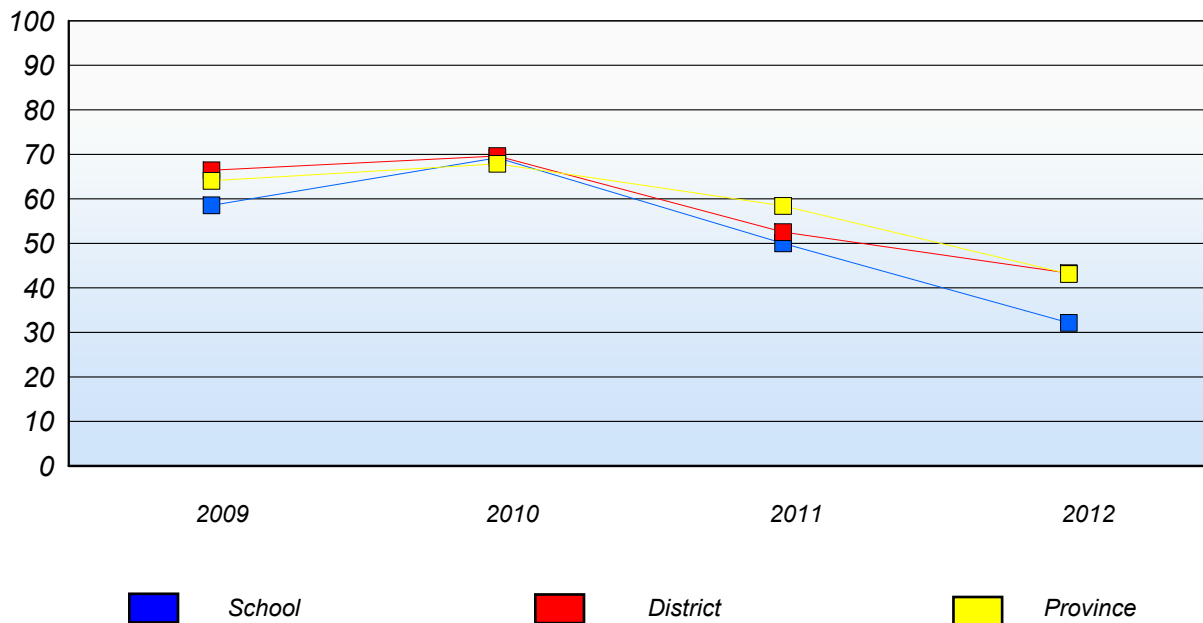
District 2 - Western

School #: 120      Stephenville Primary

**Demand Writing**  
 Percentage of students at level 3 or above (2009 - 2012)



**Reading**  
 Percentage of students at level 3 or above (2009 - 2012)



\* In some cases, CRT numbers may exceed AGR numbers based on late enrolments. Pie chart is based on the number of students who wrote the CRT.

\* French Immersion students not included

\* Reading score is composite of Non-Fiction and Poet.

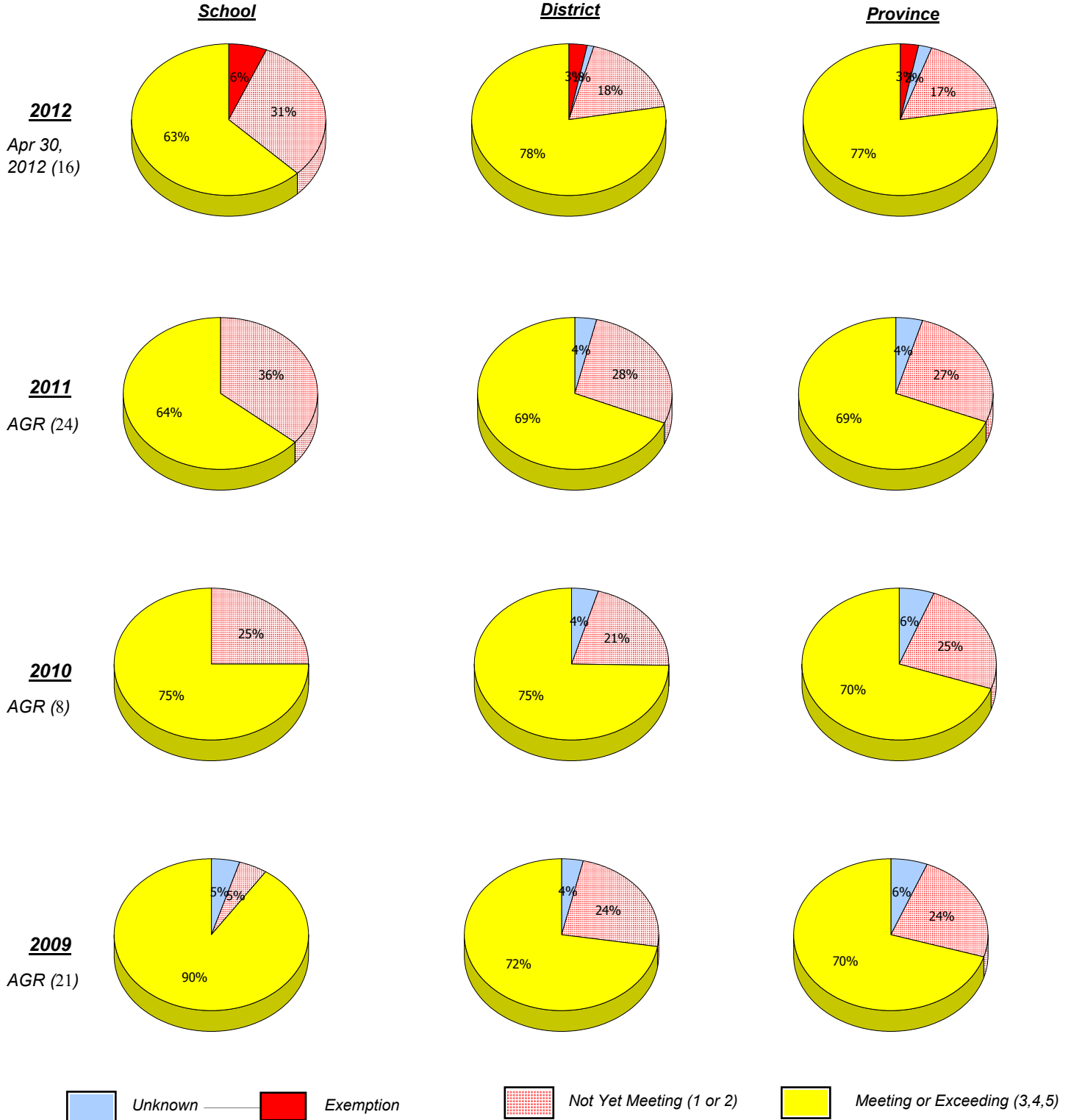
Mushuau Innu Natuashish School and Sheshatshiu Innu School are excluded from district and provincial results.

Source: Division of Evaluation and Research, Department of Education.

District 2 - Western

School #: 123 St. Michael's Elementary

**Demand Writing**



\* In some cases, CRT numbers may exceed AGR numbers based on late enrolments. Pie chart is based on the number of students who wrote the CRT.

\* French Immersion students not included

\* Reading score is composite of Non-Fiction and Poet.

Mushuau Innu Natuashish School and Sheshatshiu Innu School are excluded from district and provincial results.

Source: Division of Evaluation and Research, Department of Education.

District 2 - Western

School #: 123 St. Michael's Elementary

**Reading**

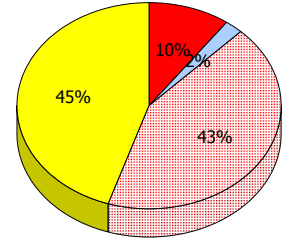
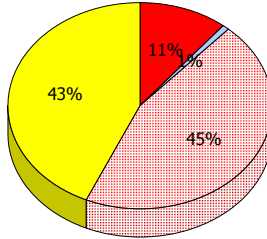
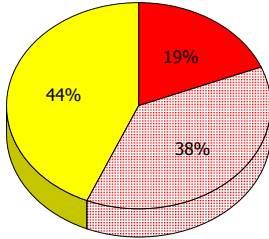
**School**

**District**

**Province**

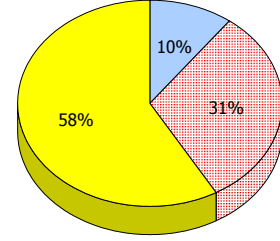
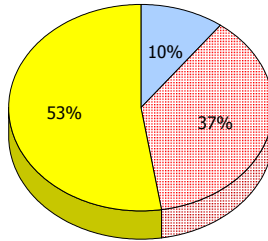
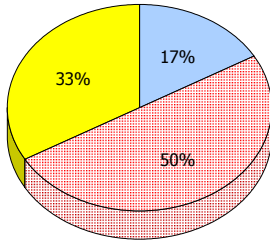
**2012**

Apr 30,  
2012 (16)



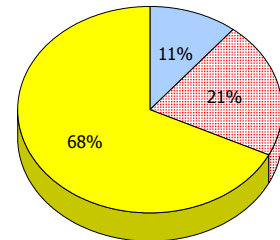
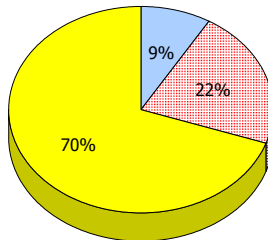
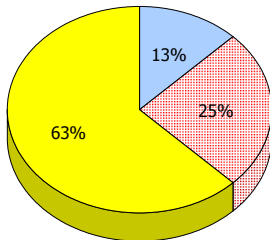
**2011**

AGR (24)



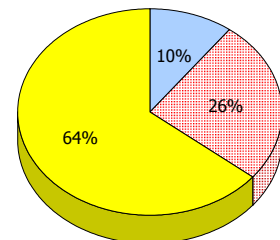
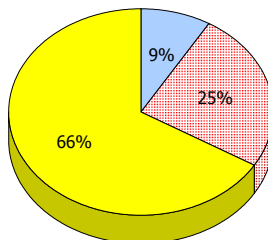
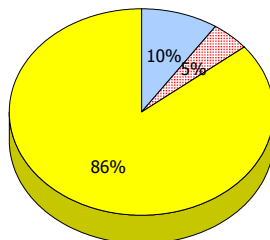
**2010**

AGR (8)



**2009**

AGR (21)



Unknown
  Exemption
  Not Yet Meeting (1 or 2)
  Meeting or Exceeding (3,4,5)

\* In some cases, CRT numbers may exceed AGR numbers based on late enrolments. Pie chart is based on the number of students who wrote the CRT.

\* French Immersion students not included

\* Reading score is composite of Non-Fiction and Poet.

Mushuau Innu Natuashish School and Sheshatshiu Innu School are excluded from district and provincial results.

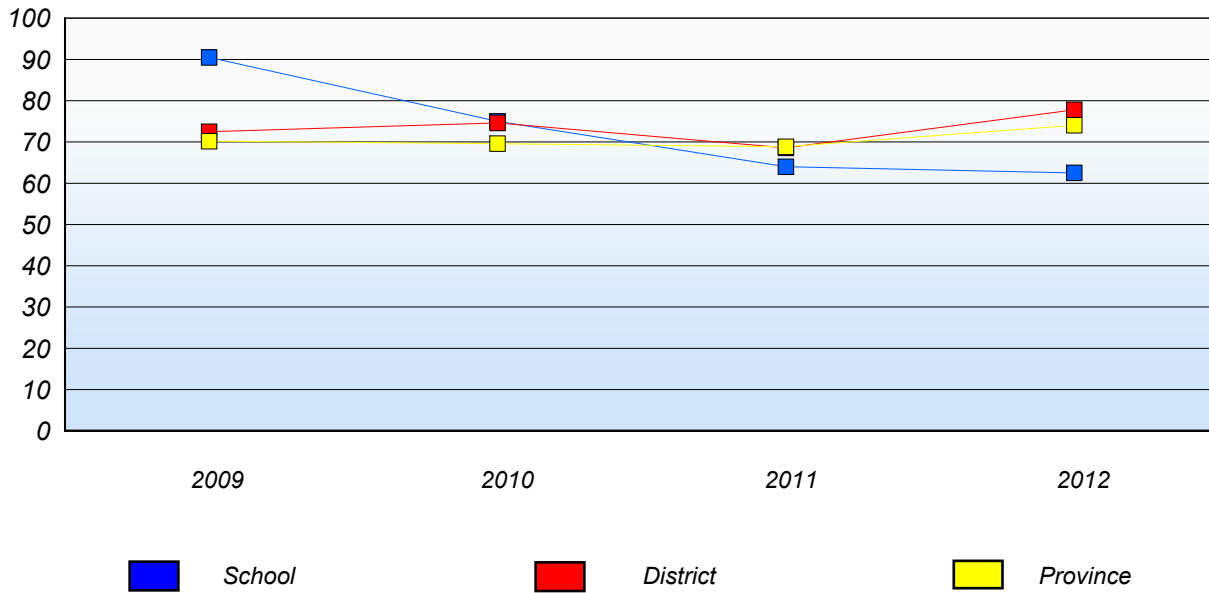
Source: Division of Evaluation and Research, Department of Education.



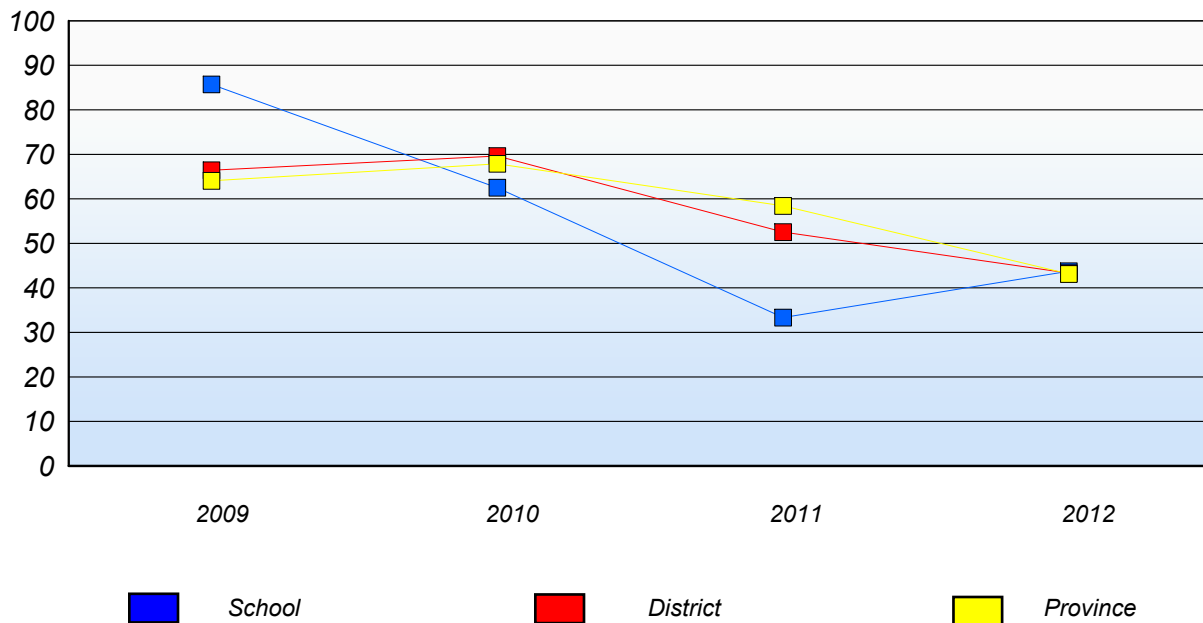
District 2 - Western

School #: 123      St. Michael's Elementary

**Demand Writing**  
 Percentage of students at level 3 or above (2009 - 2012)



**Reading**  
 Percentage of students at level 3 or above (2009 - 2012)



\* In some cases, CRT numbers may exceed AGR numbers based on late enrolments. Pie chart is based on the number of students who wrote the CRT.  
 \* French Immersion students not included      \* Reading score is composite of Non-Fiction and Poet.  
 Mushuau Innu Natuashish School and Sheshatshiu Innu School are excluded from district and provincial results.  
 Source: Division of Evaluation and Research, Department of Education.

District 2 - Western

School #: 137 St. Simon and St. Jude Academy

**Demand Writing**

**School**

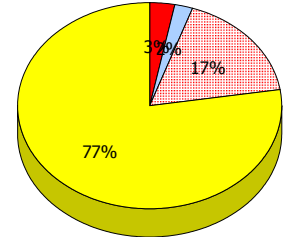
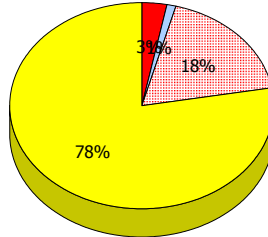
*School data with 5 or fewer students  
withheld for reasons of confidentiality.*

**District**

**Province**

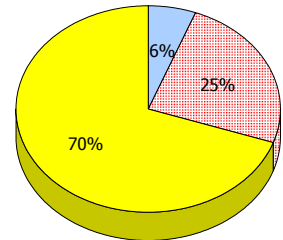
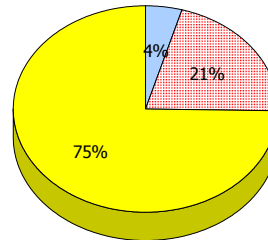
**2012**

Apr 30,  
2012 (2)



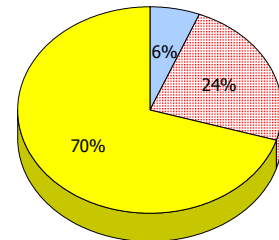
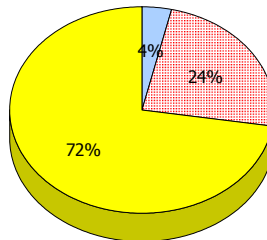
**2011**

AGR (0)



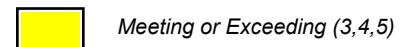
**2010**

AGR (1)



**2009**

AGR (3)



\* In some cases, CRT numbers may exceed AGR numbers based on late enrolments. Pie chart is based on the number of students who wrote the CRT.

\* French Immersion students not included

\* Reading score is composite of Non-Fiction and Poet.

Mushuau Innu Natuashish School and Sheshatshiu Innu School are excluded from district and provincial results.

Source: Division of Evaluation and Research, Department of Education.

District 2 - Western

School #: 137 St. Simon and St. Jude Academy

**Reading**

**School**

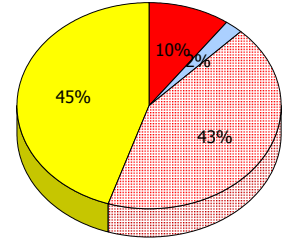
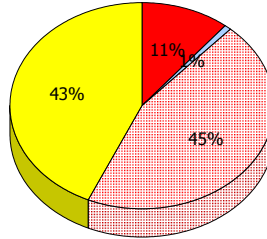
*School data with 5 or fewer students withheld for reasons of confidentiality.*

**District**

**Province**

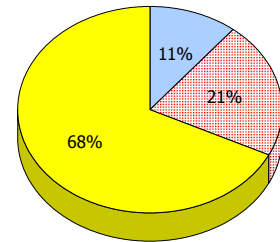
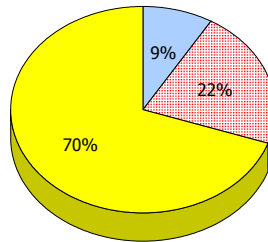
**2012**

Apr 30,  
2012 (2)



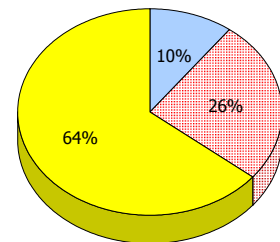
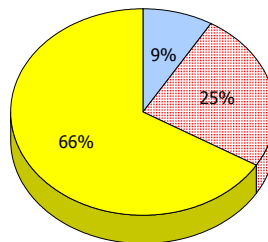
**2011**

AGR (0)



**2010**

AGR (1)



**2009**

AGR (3)

Unknown
  Exemption
  Not Yet Meeting (1 or 2)
  Meeting or Exceeding (3,4,5)

\* In some cases, CRT numbers may exceed AGR numbers based on late enrolments. Pie chart is based on the number of students who wrote the CRT.

\* French Immersion students not included

\* Reading score is composite of Non-Fiction and Poet.

Mushuau Innu Natuashish School and Sheshatshiu Innu School are excluded from district and provincial results.

Source: Division of Evaluation and Research, Department of Education.

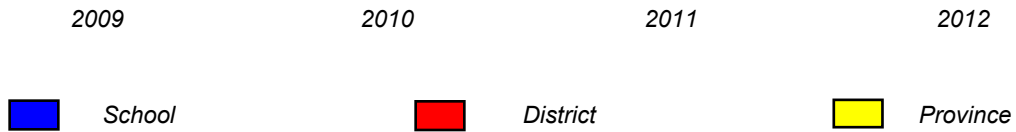
District 2 - Western

School #: 137      St. Simon and St. Jude Academy

**Demand Writing**

*Percentage of students at level 3 or above (2009 - 2012)*

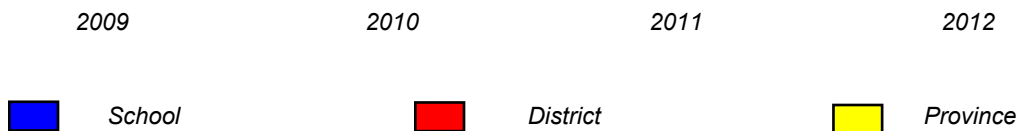
*School data with 5 or fewer students withheld for reasons of confidentiality.*



**Reading**

*Percentage of students at level 3 or above (2009 - 2012)*

*School data with 5 or fewer students withheld for reasons of confidentiality.*



\* In some cases, CRT numbers may exceed AGR numbers based on late enrolments. Pie chart is based on the number of students who wrote the CRT.

\* French Immersion students not included

\* Reading score is composite of Non-Fiction and Poet.

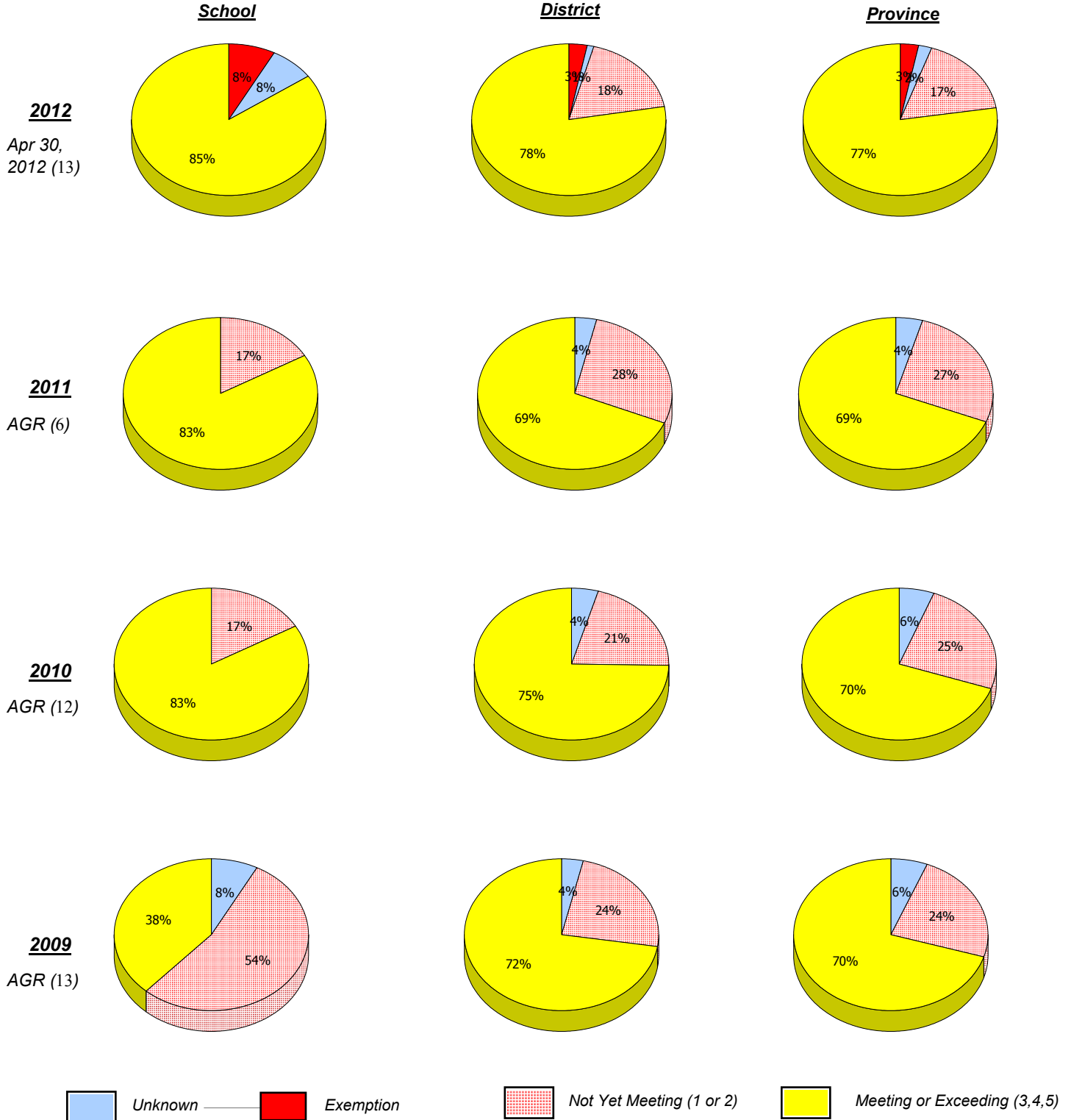
Mushuau Innu Natuashish School and Sheshatshiu Innu School are excluded from district and provincial results.

Source: Division of Evaluation and Research, Department of Education.

District 2 - Western

School #: 388 Long Range Academy

**Demand Writing**



\* In some cases, CRT numbers may exceed AGR numbers based on late enrolments. Pie chart is based on the number of students who wrote the CRT.

\* French Immersion students not included

\* Reading score is composite of Non-Fiction and Poet.

Mushuau Innu Natuashish School and Sheshatshiu Innu School are excluded from district and provincial results.

Source: Division of Evaluation and Research, Department of Education.

District 2 - Western

School #: 388 Long Range Academy

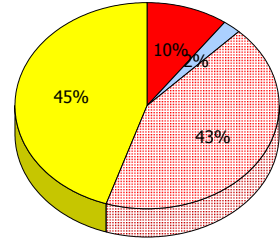
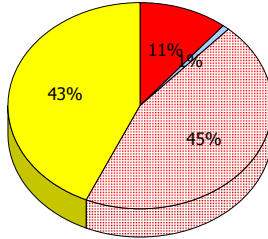
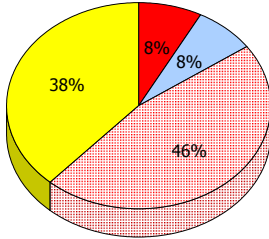
**Reading**

**School**

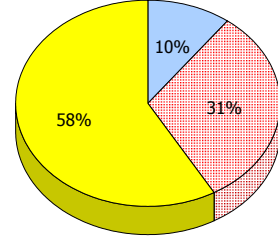
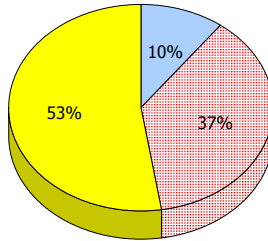
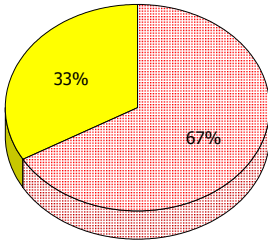
**District**

**Province**

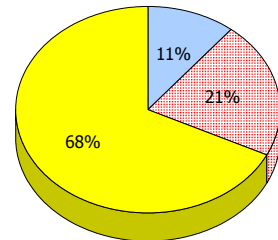
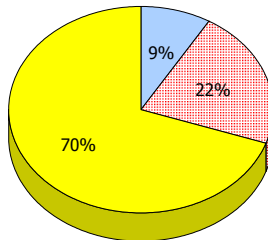
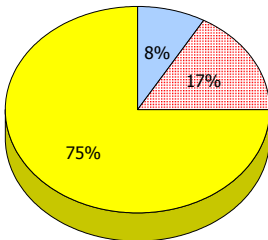
**2012**  
Apr 30,  
2012 (13)



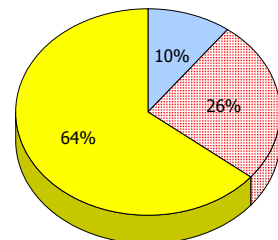
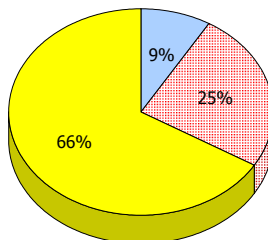
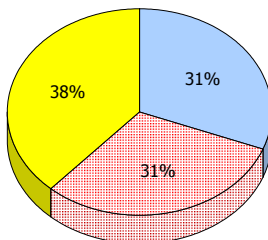
**2011**  
AGR (6)



**2010**  
AGR (12)



**2009**  
AGR (13)



Unknown
  Exemption
  Not Yet Meeting (1 or 2)
  Meeting or Exceeding (3,4,5)

\* In some cases, CRT numbers may exceed AGR numbers based on late enrolments. Pie chart is based on the number of students who wrote the CRT.

\* French Immersion students not included

\* Reading score is composite of Non-Fiction and Poet.

Mushuau Innu Natuashish School and Sheshatshiu Innu School are excluded from district and provincial results.

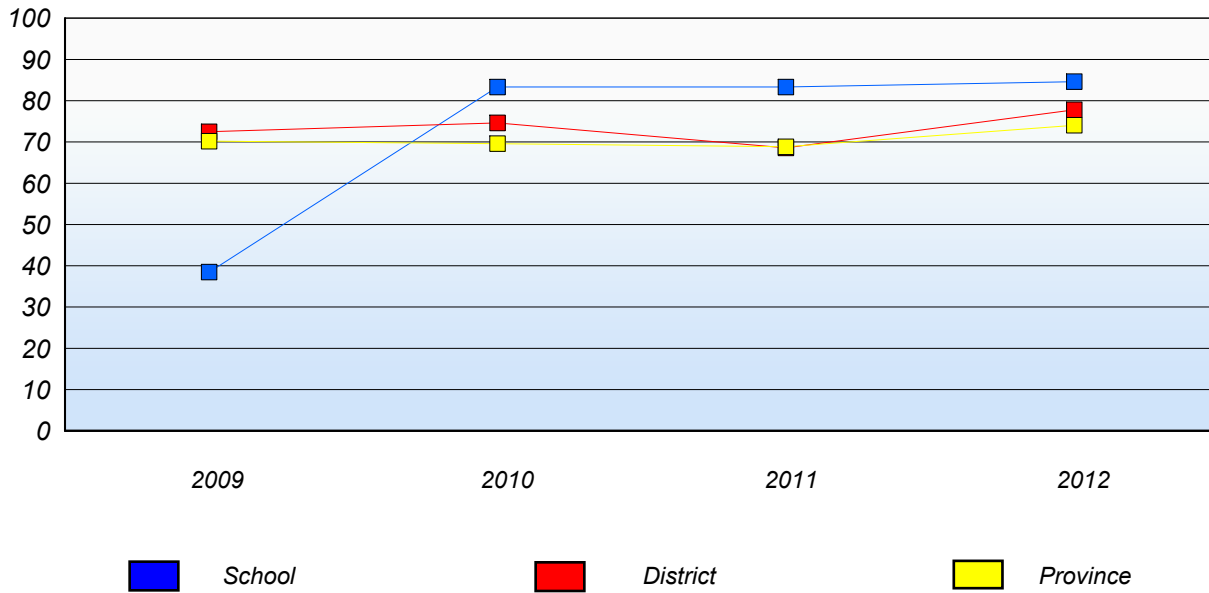
Source: Division of Evaluation and Research, Department of Education.

District 2 - Western

School #: 388 Long Range Academy

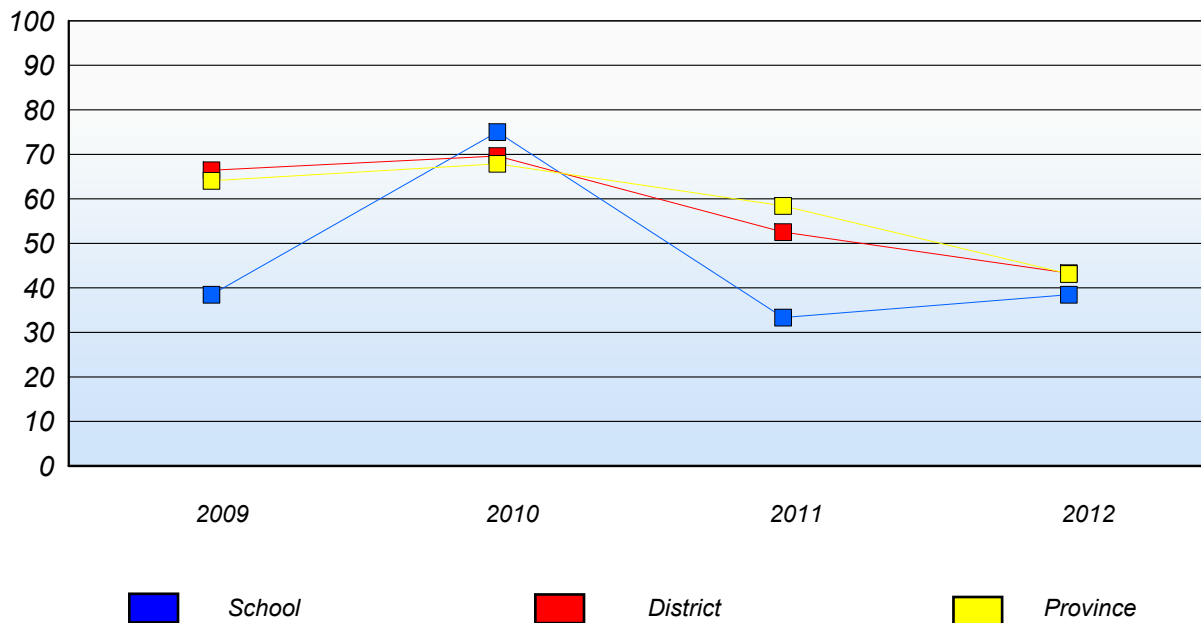
**Demand Writing**

Percentage of students at level 3 or above (2009 - 2012)



**Reading**

Percentage of students at level 3 or above (2009 - 2012)



\* In some cases, CRT numbers may exceed AGR numbers based on late enrolments. Pie chart is based on the number of students who wrote the CRT.

\* French Immersion students not included

\* Reading score is composite of Non-Fiction and Poet.

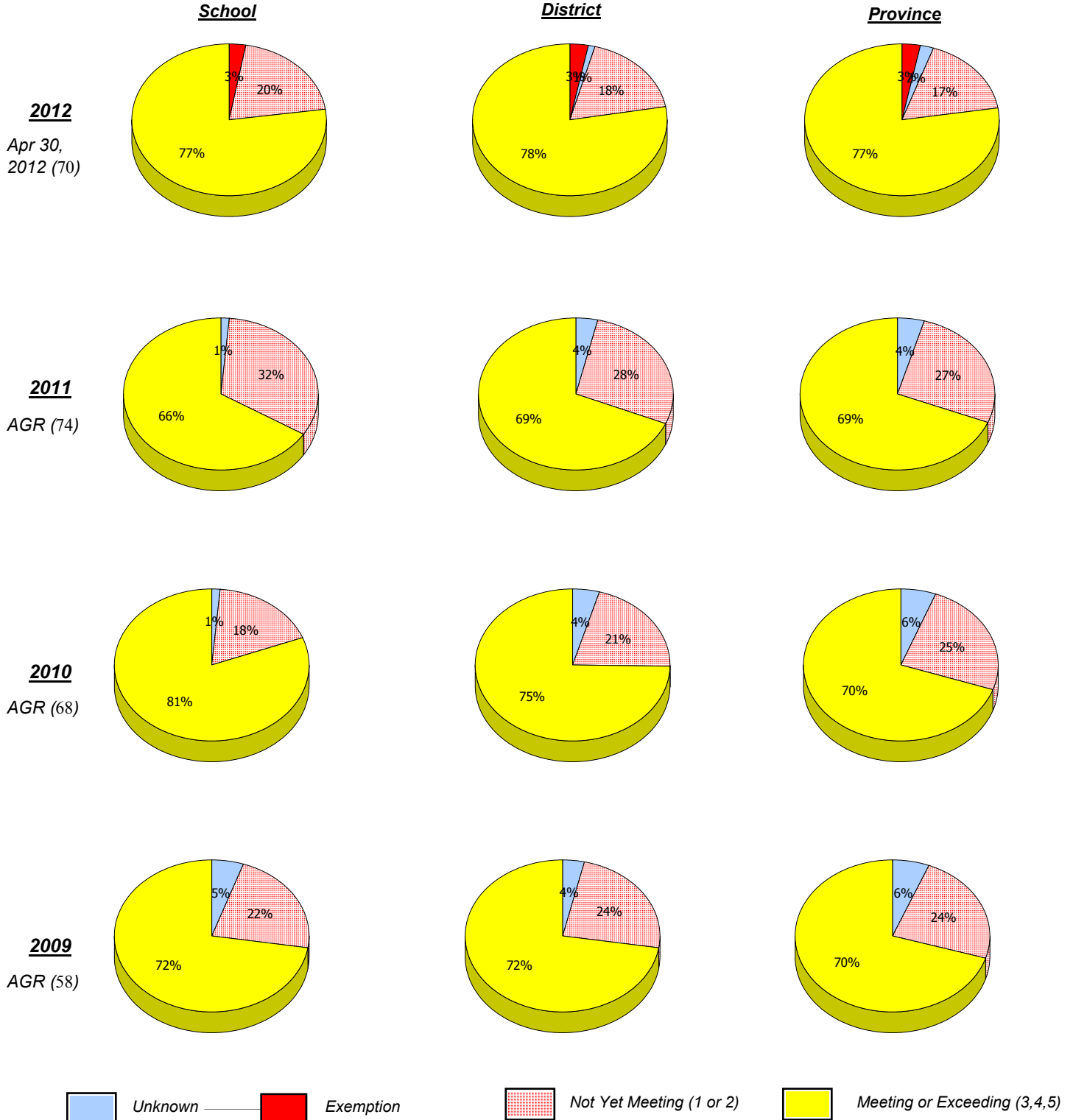
Mushuau Innu Natuashish School and Sheshatshiu Innu School are excluded from district and provincial results.

Source: Division of Evaluation and Research, Department of Education.

District 2 - Western

School #: 389 Elwood Elementary

**Demand Writing**



\* In some cases, CRT numbers may exceed AGR numbers based on late enrolments. Pie chart is based on the number of students who wrote the CRT.

\* French Immersion students not included

\* Reading score is composite of Non-Fiction and Poet.

Mushuau Innu Natuashish School and Sheshatshiu Innu School are excluded from district and provincial results.

Source: Division of Evaluation and Research, Department of Education.



District 2 - Western

School #: 389 Elwood Elementary

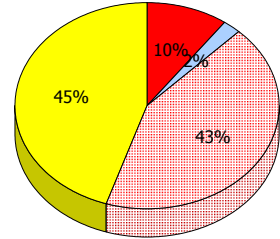
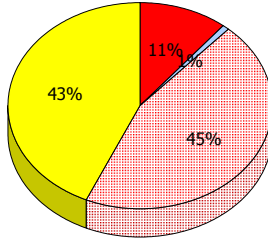
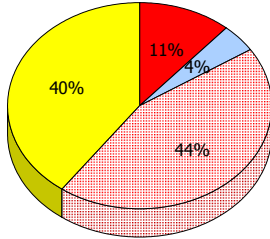
**Reading**

**School**

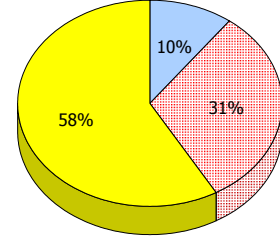
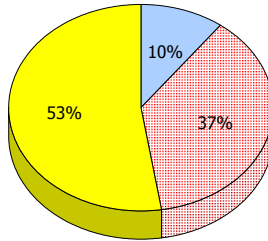
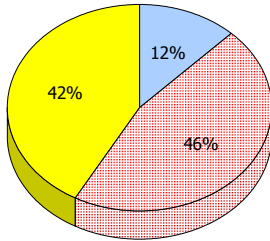
**District**

**Province**

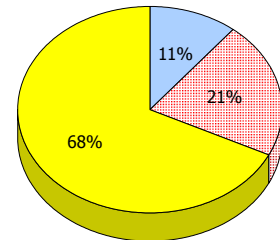
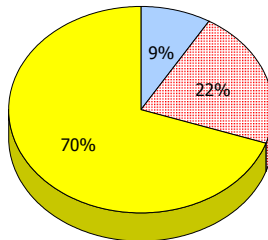
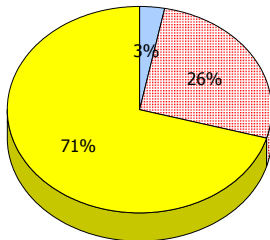
**2012**  
Apr 30,  
2012 (70)



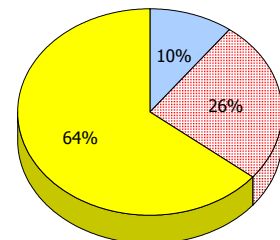
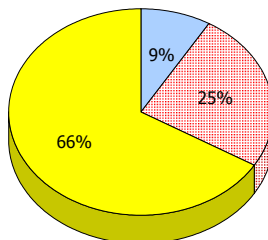
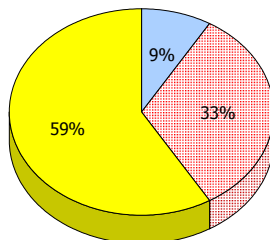
**2011**  
AGR (74)



**2010**  
AGR (68)



**2009**  
AGR (58)



Unknown
  Exemption
  Not Yet Meeting (1 or 2)
  Meeting or Exceeding (3,4,5)

\* In some cases, CRT numbers may exceed AGR numbers based on late enrolments. Pie chart is based on the number of students who wrote the CRT.

\* French Immersion students not included

\* Reading score is composite of Non-Fiction and Poet.

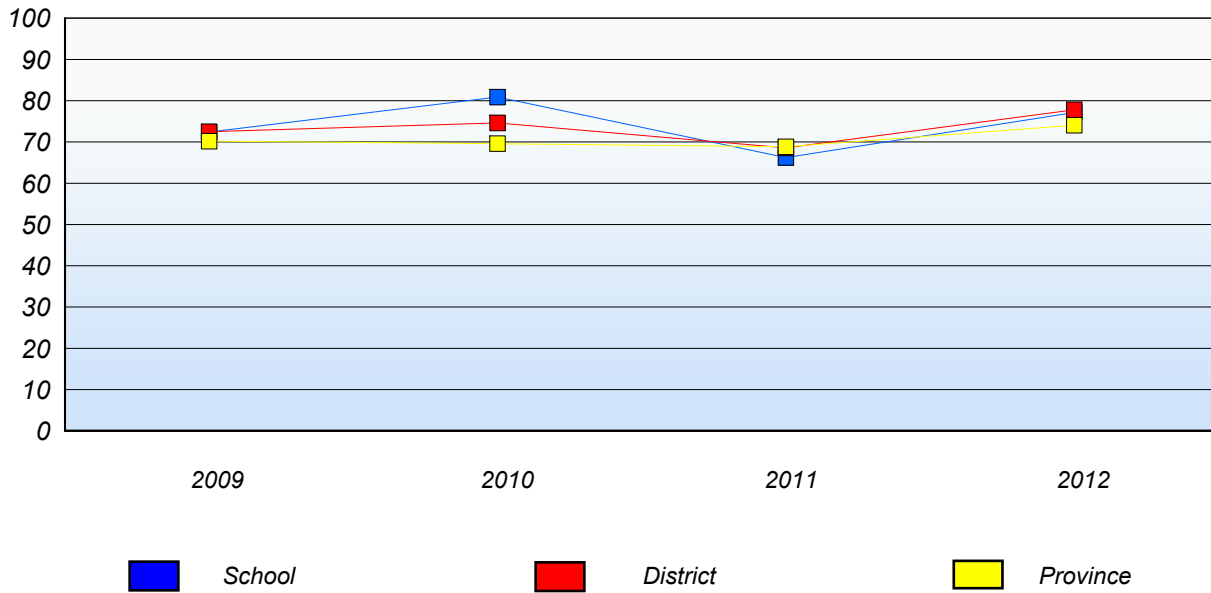
Mushuau Innu Natuashish School and Sheshatshiu Innu School are excluded from district and provincial results.

Source: Division of Evaluation and Research, Department of Education.

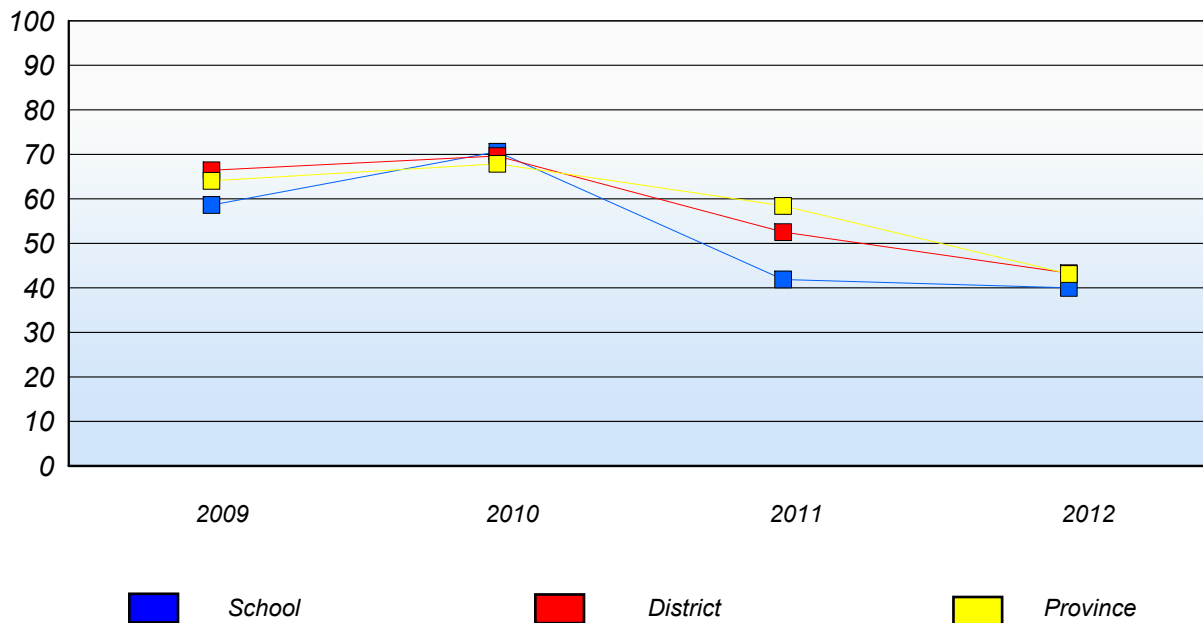
District 2 - Western

School #: 389 Elwood Elementary

**Demand Writing**  
 Percentage of students at level 3 or above (2009 - 2012)



**Reading**  
 Percentage of students at level 3 or above (2009 - 2012)



\* In some cases, CRT numbers may exceed AGR numbers based on late enrolments. Pie chart is based on the number of students who wrote the CRT.

\* French Immersion students not included

\* Reading score is composite of Non-Fiction and Poet.

Mushuau Innu Natuashish School and Sheshatshiu Innu School are excluded from district and provincial results.

Source: Division of Evaluation and Research, Department of Education.

District 2 - Western

School #: 393 Bonne Bay Academy

**Demand Writing**

**School**

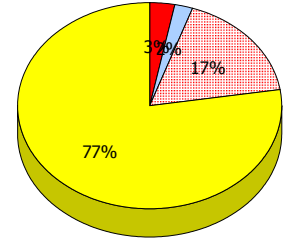
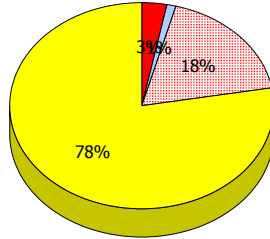
*School data with 5 or fewer students withheld for reasons of confidentiality.*

**District**

**Province**

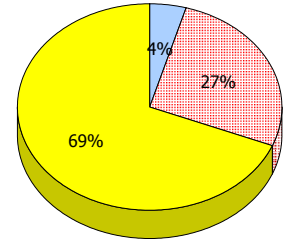
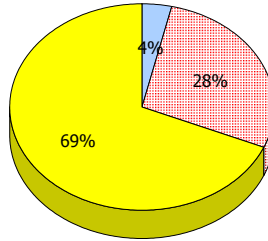
**2012**

Apr 30,  
2012 (3)



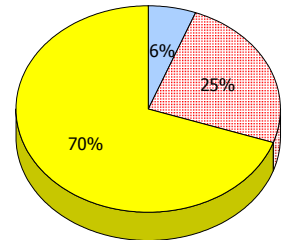
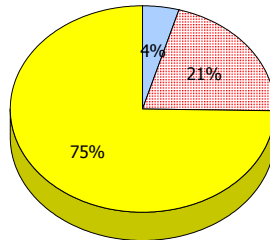
**2011**

AGR (6)



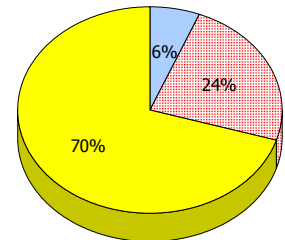
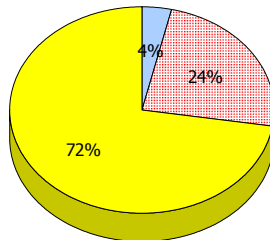
**2010**

AGR (2)



**2009**

AGR (6)



\* In some cases, CRT numbers may exceed AGR numbers based on late enrolments. Pie chart is based on the number of students who wrote the CRT.

\* French Immersion students not included

\* Reading score is composite of Non-Fiction and Poet.

Mushuau Innu Natuashish School and Sheshatshiu Innu School are excluded from district and provincial results.

Source: Division of Evaluation and Research, Department of Education.

District 2 - Western

School #: 393 Bonne Bay Academy

**Reading**

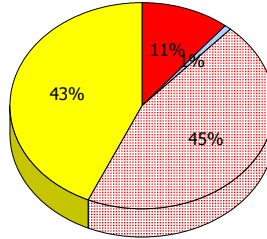
**School**

*School data with 5 or fewer students  
withheld for reasons of confidentiality.*

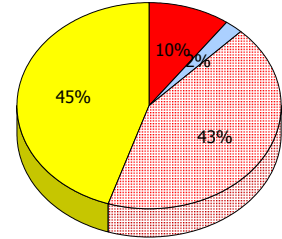
**2012**

Apr 30,  
2012 (3)

**District**

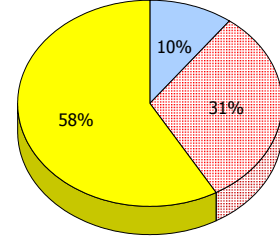
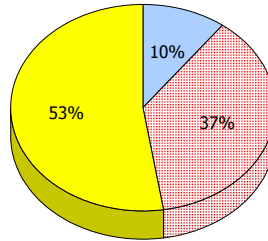


**Province**



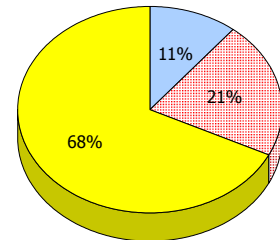
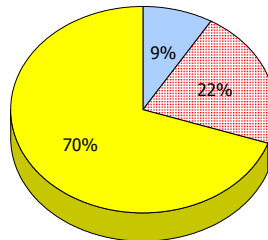
**2011**

AGR (6)



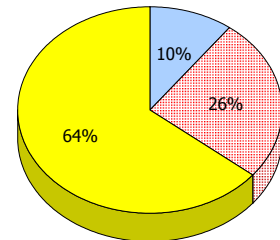
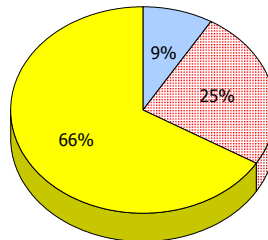
**2010**

AGR (2)



**2009**

AGR (6)



Unknown
  Exemption
  Not Yet Meeting (1 or 2)
  Meeting or Exceeding (3,4,5)

\* In some cases, CRT numbers may exceed AGR numbers based on late enrolments. Pie chart is based on the number of students who wrote the CRT.

\* French Immersion students not included

\* Reading score is composite of Non-Fiction and Poet.

Mushuau Innu Natuashish School and Sheshatshiu Innu School are excluded from district and provincial results.

Source: Division of Evaluation and Research, Department of Education.

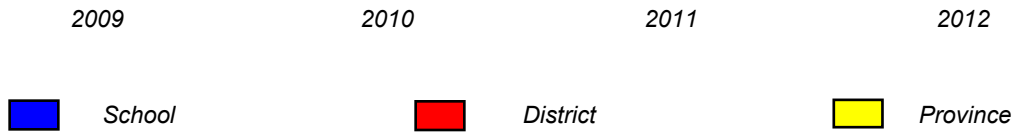
District 2 - Western

School #: 393 Bonne Bay Academy

**Demand Writing**

*Percentage of students at level 3 or above (2009 - 2012)*

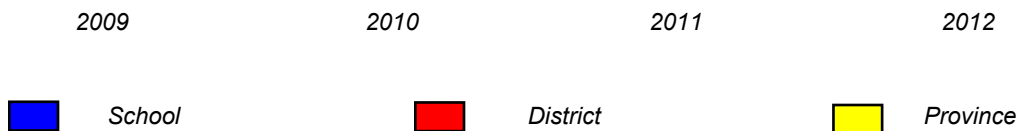
*School data with 5 or fewer students withheld for reasons of confidentiality.*



**Reading**

*Percentage of students at level 3 or above (2009 - 2012)*

*School data with 5 or fewer students withheld for reasons of confidentiality.*



\* In some cases, CRT numbers may exceed AGR numbers based on late enrolments. Pie chart is based on the number of students who wrote the CRT.

\* French Immersion students not included

\* Reading score is composite of Non-Fiction and Poet.

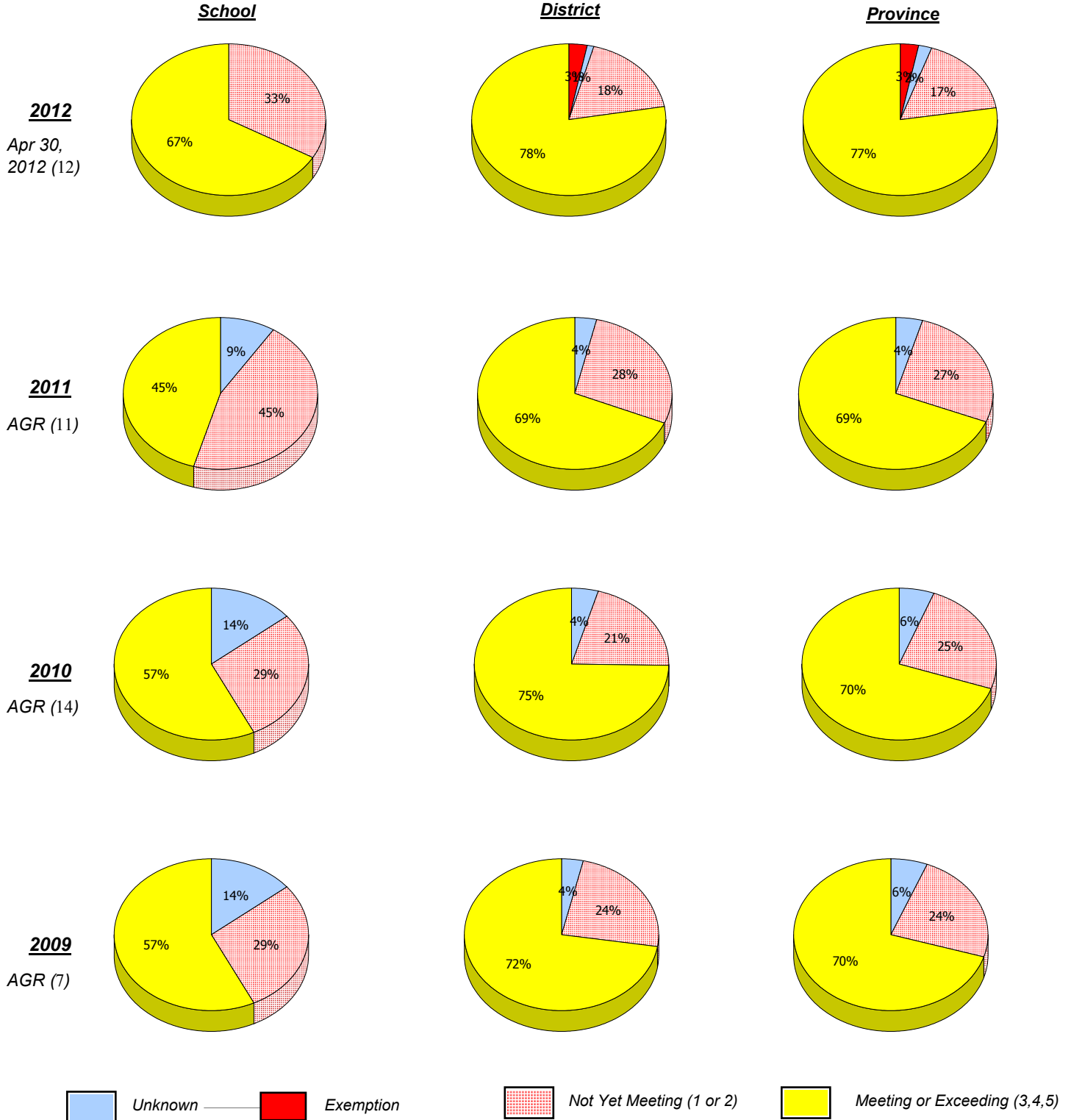
Mushuau Innu Natuashish School and Sheshatshiu Innu School are excluded from district and provincial results.

Source: Division of Evaluation and Research, Department of Education.

District 2 - Western

School #: 394 E.A. Butler All Grade

**Demand Writing**



\* In some cases, CRT numbers may exceed AGR numbers based on late enrolments. Pie chart is based on the number of students who wrote the CRT.

\* French Immersion students not included

\* Reading score is composite of Non-Fiction and Poet.

Mushuau Innu Natuashish School and Sheshatshiu Innu School are excluded from district and provincial results.

Source: Division of Evaluation and Research, Department of Education.

District 2 - Western

School #: 394 E.A. Butler All Grade

**Reading**

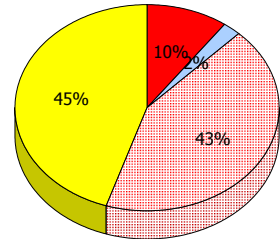
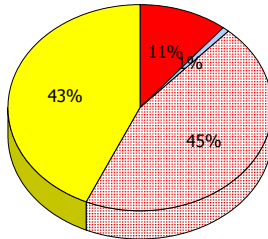
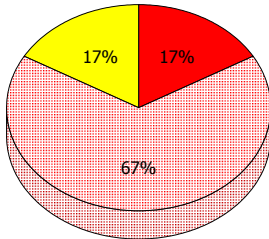
**School**

**District**

**Province**

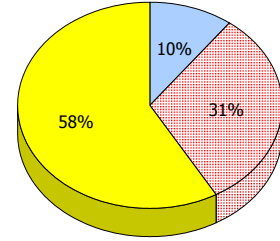
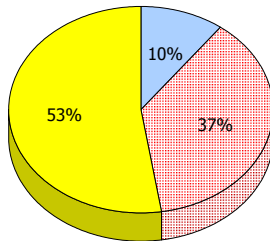
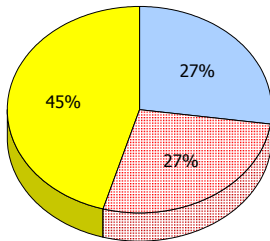
**2012**

Apr 30,  
2012 (12)



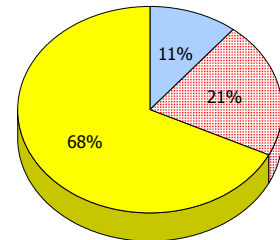
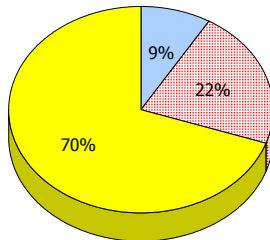
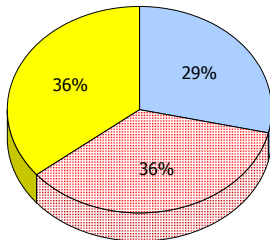
**2011**

AGR (11)



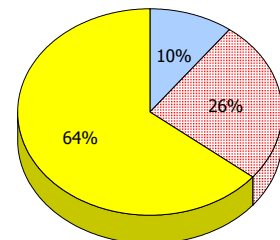
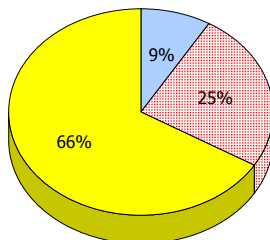
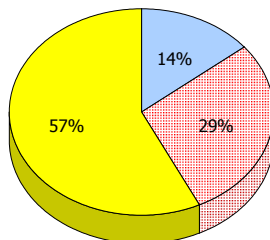
**2010**

AGR (14)



**2009**

AGR (7)



Unknown
  Exemption
  Not Yet Meeting (1 or 2)
  Meeting or Exceeding (3,4,5)

\* In some cases, CRT numbers may exceed AGR numbers based on late enrolments. Pie chart is based on the number of students who wrote the CRT.

\* French Immersion students not included

\* Reading score is composite of Non-Fiction and Poet.

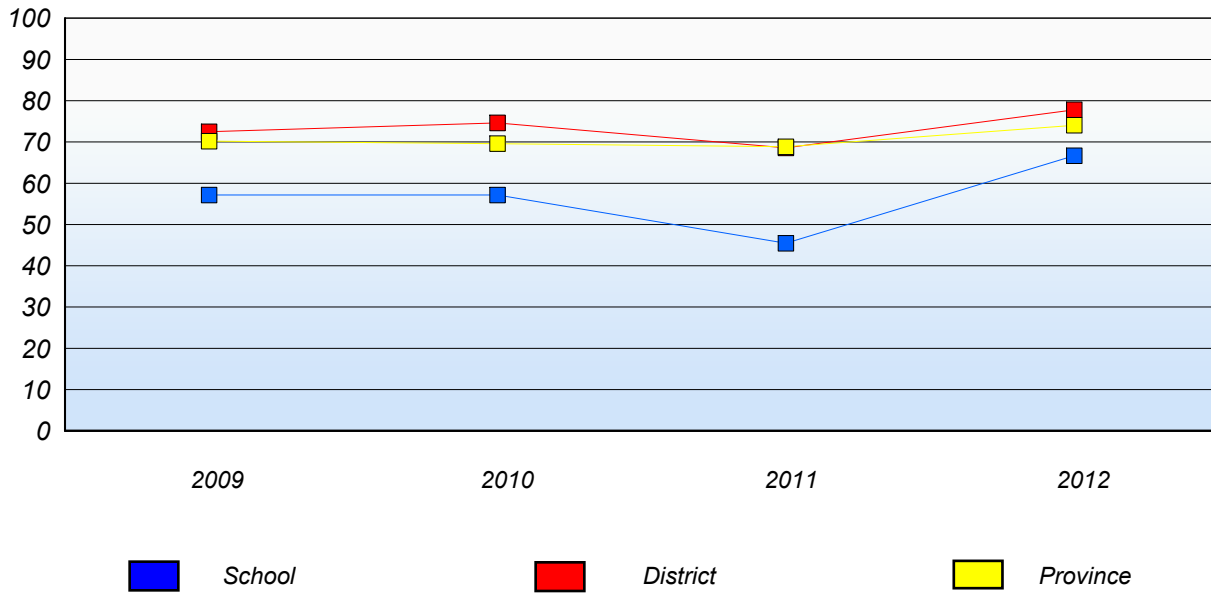
Mushuau Innu Natuashish School and Sheshatshiu Innu School are excluded from district and provincial results.

Source: Division of Evaluation and Research, Department of Education.

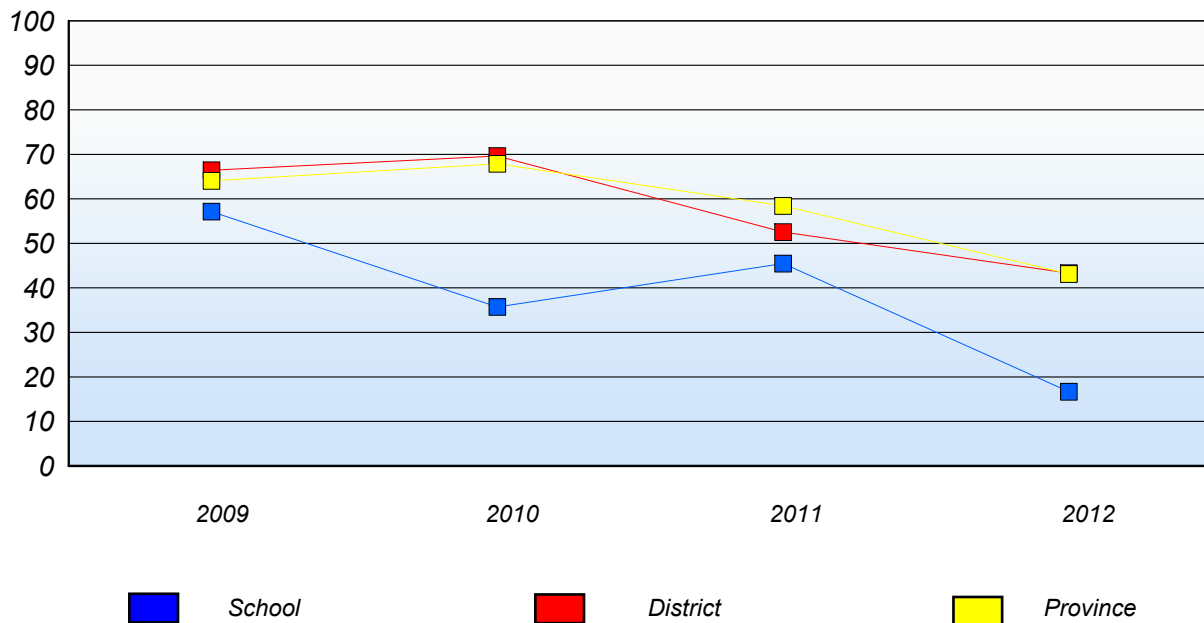
District 2 - Western

School #: 394      E.A. Butler All Grade

**Demand Writing**  
 Percentage of students at level 3 or above (2009 - 2012)



**Reading**  
 Percentage of students at level 3 or above (2009 - 2012)



\* In some cases, CRT numbers may exceed AGR numbers based on late enrolments. Pie chart is based on the number of students who wrote the CRT.

\* French Immersion students not included

\* Reading score is composite of Non-Fiction and Poet.

Mushuau Innu Natuashish School and Sheshatshiu Innu School are excluded from district and provincial results.

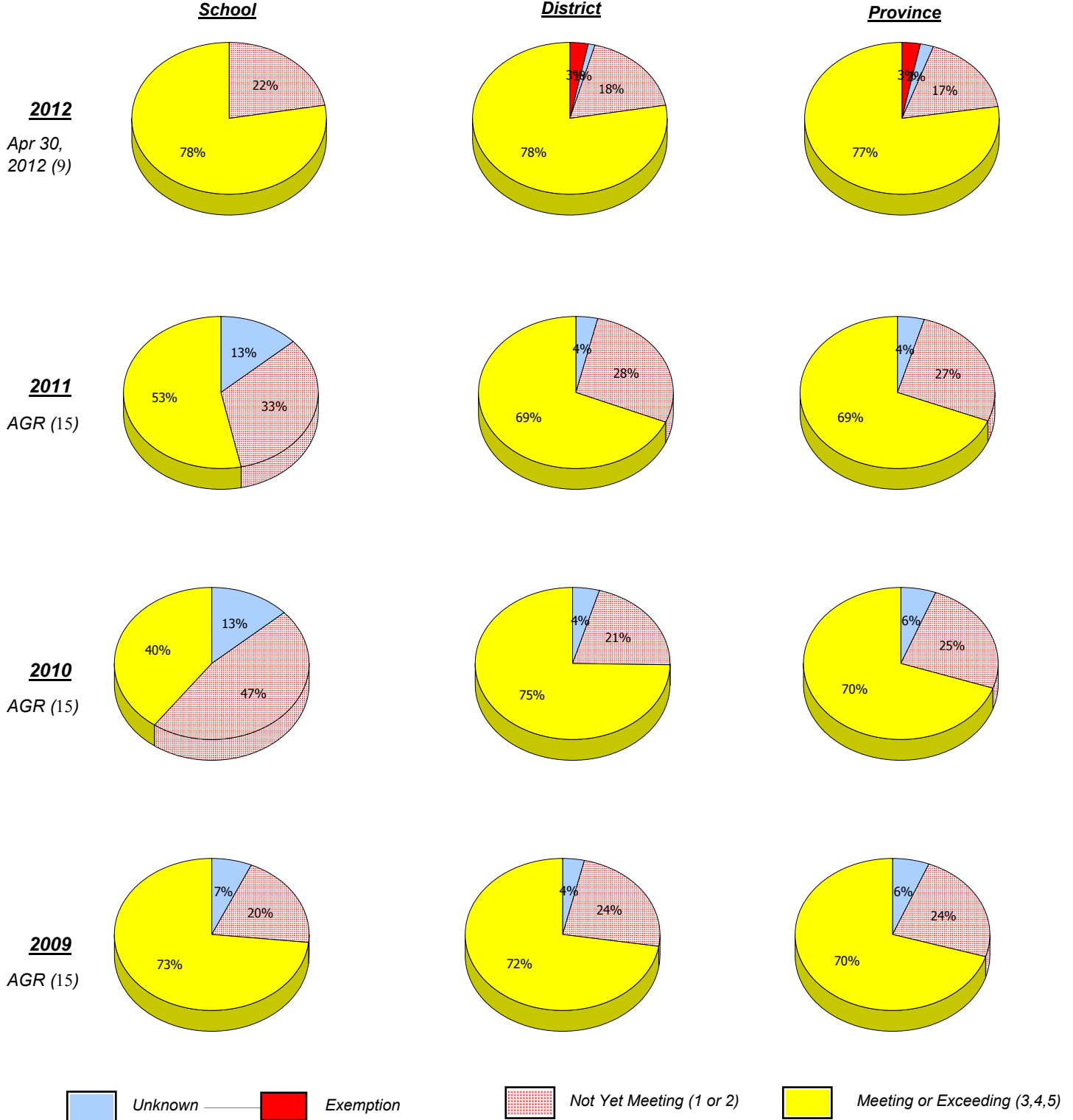
Source: Division of Evaluation and Research, Department of Education.



District 2 - Western

School #: 397 Belanger Memorial School

**Demand Writing**



\* In some cases, CRT numbers may exceed AGR numbers based on late enrolments. Pie chart is based on the number of students who wrote the CRT.

\* French Immersion students not included

\* Reading score is composite of Non-Fiction and Poet.

Mushuau Innu Natuashish School and Sheshatshiu Innu School are excluded from district and provincial results.

Source: Division of Evaluation and Research, Department of Education.

District 2 - Western

School #: 397 Belanger Memorial School

**Reading**

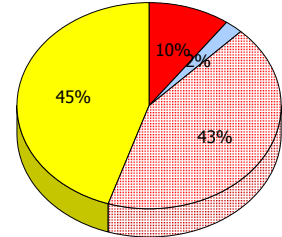
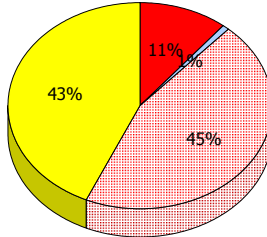
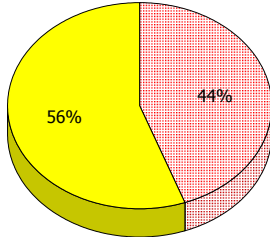
**School**

**District**

**Province**

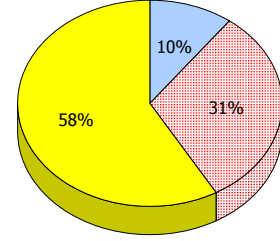
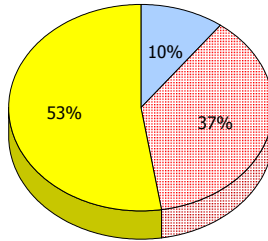
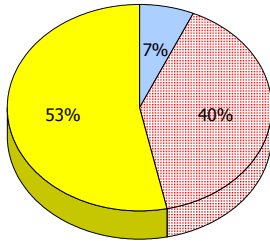
**2012**

Apr 30,  
2012 (9)



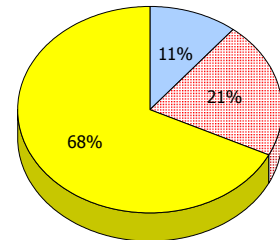
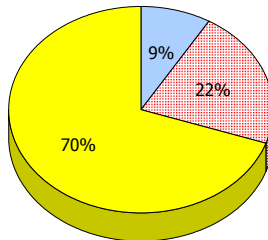
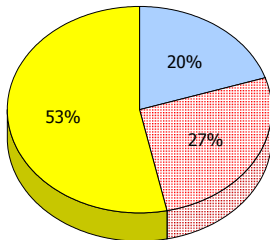
**2011**

AGR (15)



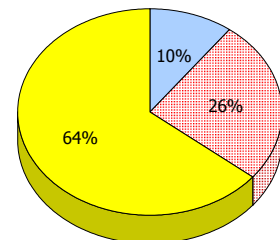
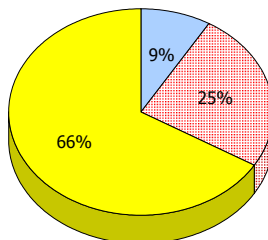
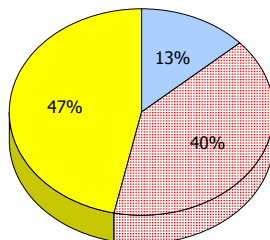
**2010**

AGR (15)



**2009**

AGR (15)



Unknown
  Exemption
  Not Yet Meeting (1 or 2)
  Meeting or Exceeding (3,4,5)

\* In some cases, CRT numbers may exceed AGR numbers based on late enrolments. Pie chart is based on the number of students who wrote the CRT.

\* French Immersion students not included

\* Reading score is composite of Non-Fiction and Poet.

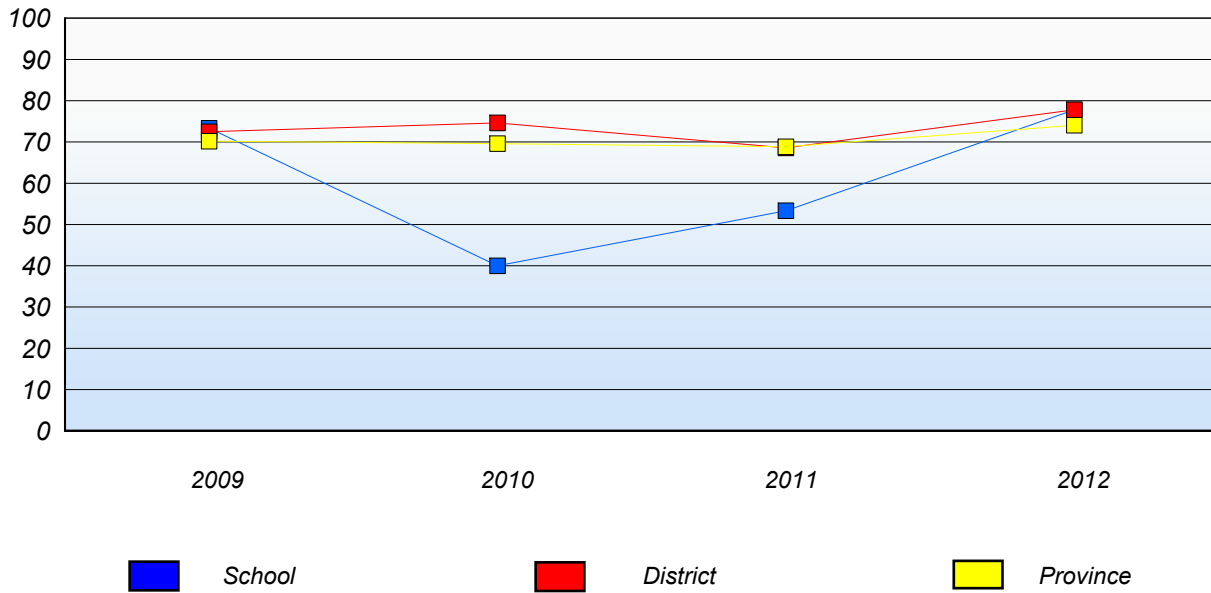
Mushuau Innu Natuashish School and Sheshatshiu Innu School are excluded from district and provincial results.

Source: Division of Evaluation and Research, Department of Education.

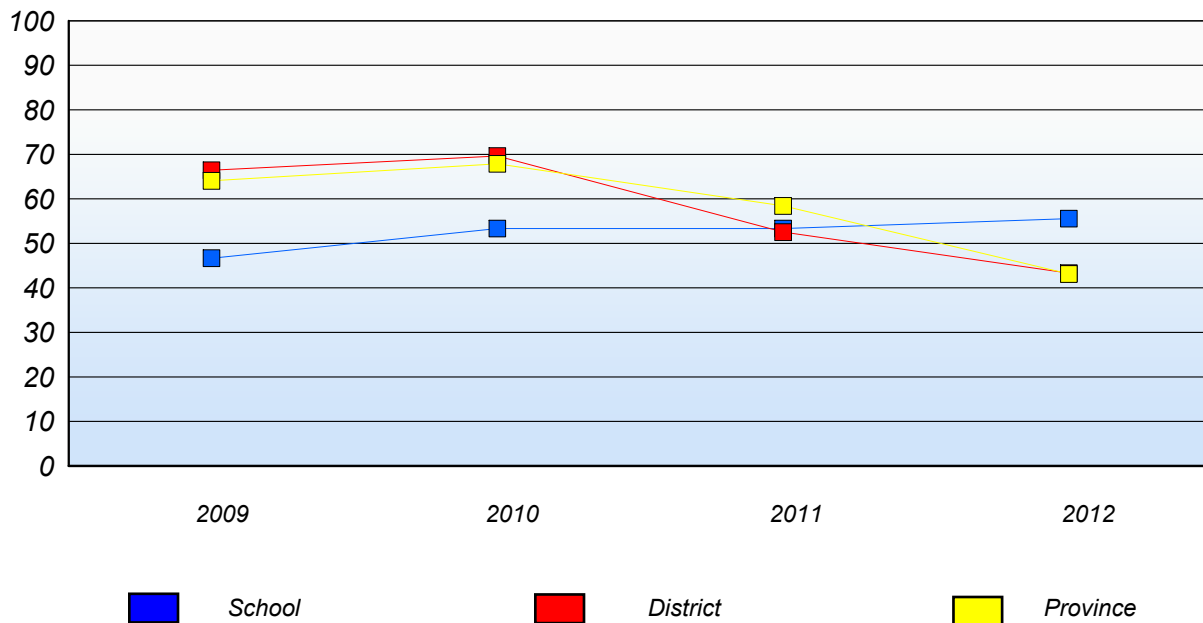
District 2 - Western

School #: 397 Belanger Memorial School

**Demand Writing**  
 Percentage of students at level 3 or above (2009 - 2012)



**Reading**  
 Percentage of students at level 3 or above (2009 - 2012)



\* In some cases, CRT numbers may exceed AGR numbers based on late enrolments. Pie chart is based on the number of students who wrote the CRT.

\* French Immersion students not included

\* Reading score is composite of Non-Fiction and Poet.

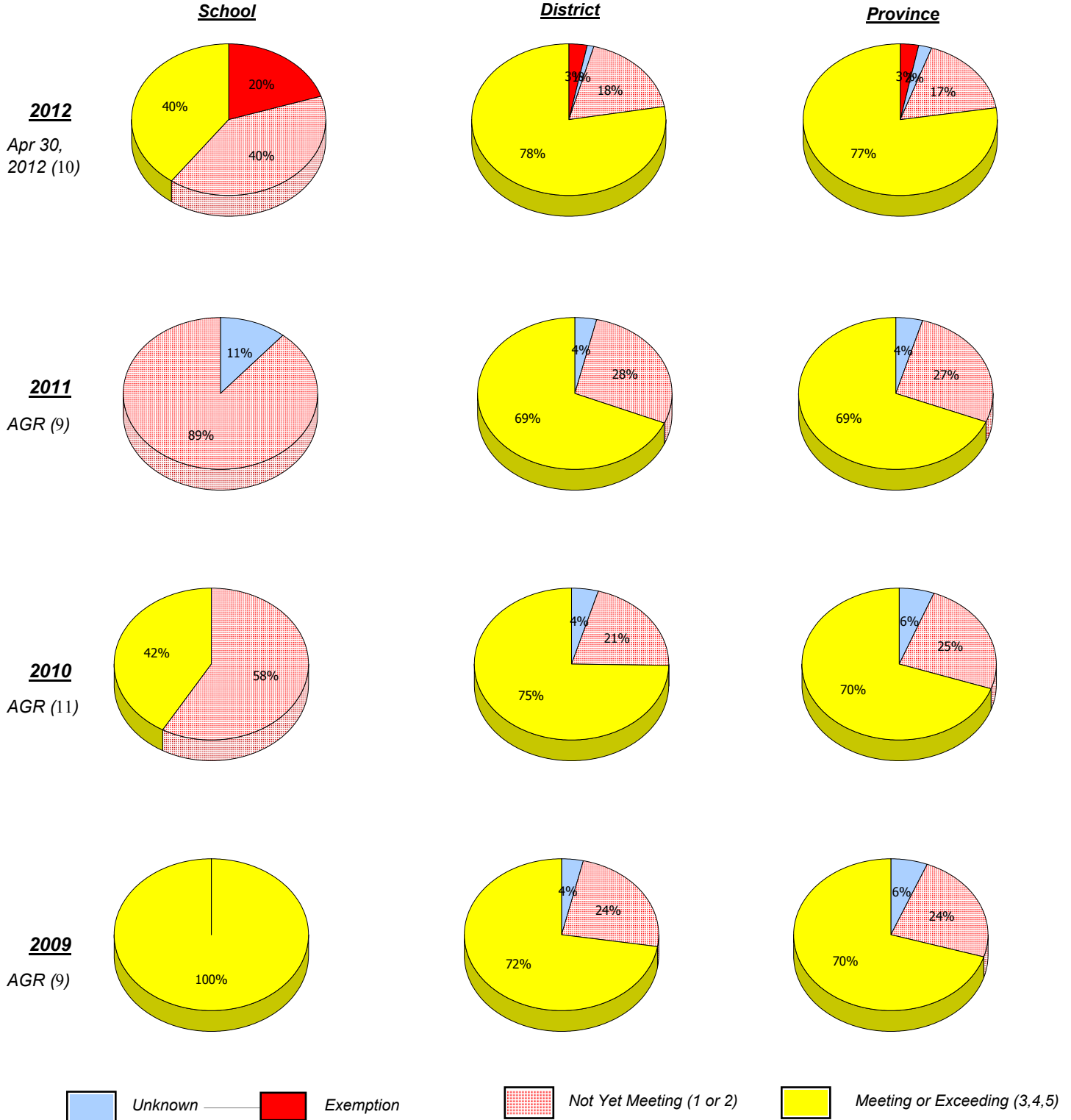
Mushuau Innu Natuashish School and Sheshatshiu Innu School are excluded from district and provincial results.

Source: Division of Evaluation and Research, Department of Education.

District 2 - Western

School #: 474 Cloud River Academy

**Demand Writing**



\* In some cases, CRT numbers may exceed AGR numbers based on late enrolments. Pie chart is based on the number of students who wrote the CRT.

\* French Immersion students not included

\* Reading score is composite of Non-Fiction and Poet.

Mushuau Innu Natuashish School and Sheshatshiu Innu School are excluded from district and provincial results.

Source: Division of Evaluation and Research, Department of Education.

District 2 - Western

School #: 474 Cloud River Academy

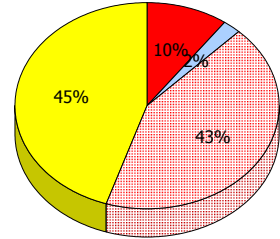
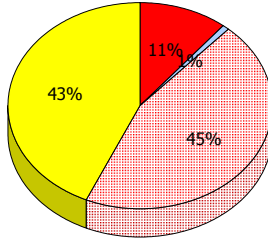
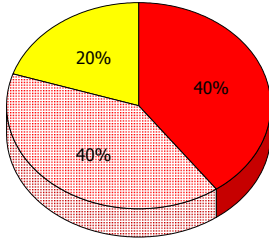
**Reading**

**School**

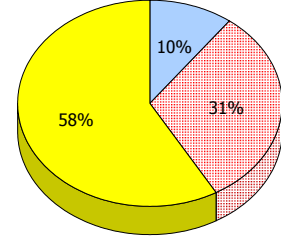
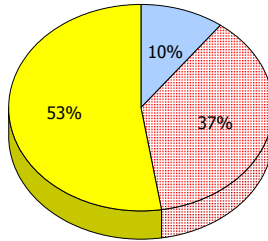
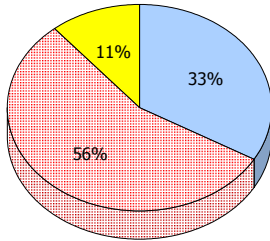
**District**

**Province**

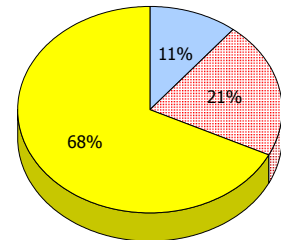
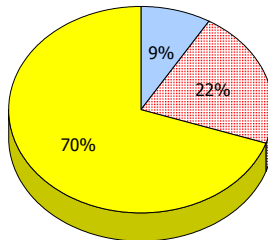
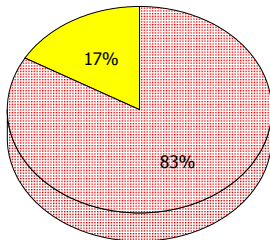
**2012**  
Apr 30,  
2012 (10)



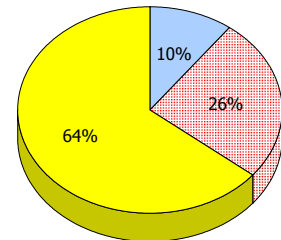
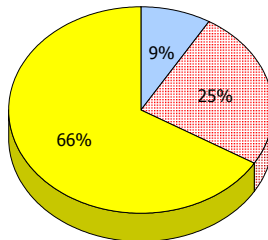
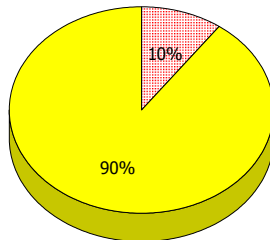
**2011**  
AGR (9)



**2010**  
AGR (11)



**2009**  
AGR (9)



Unknown
  Exemption
  Not Yet Meeting (1 or 2)
  Meeting or Exceeding (3,4,5)

\* In some cases, CRT numbers may exceed AGR numbers based on late enrolments. Pie chart is based on the number of students who wrote the CRT.

\* French Immersion students not included

\* Reading score is composite of Non-Fiction and Poet.

Mushuau Innu Natuashish School and Sheshatshiu Innu School are excluded from district and provincial results.

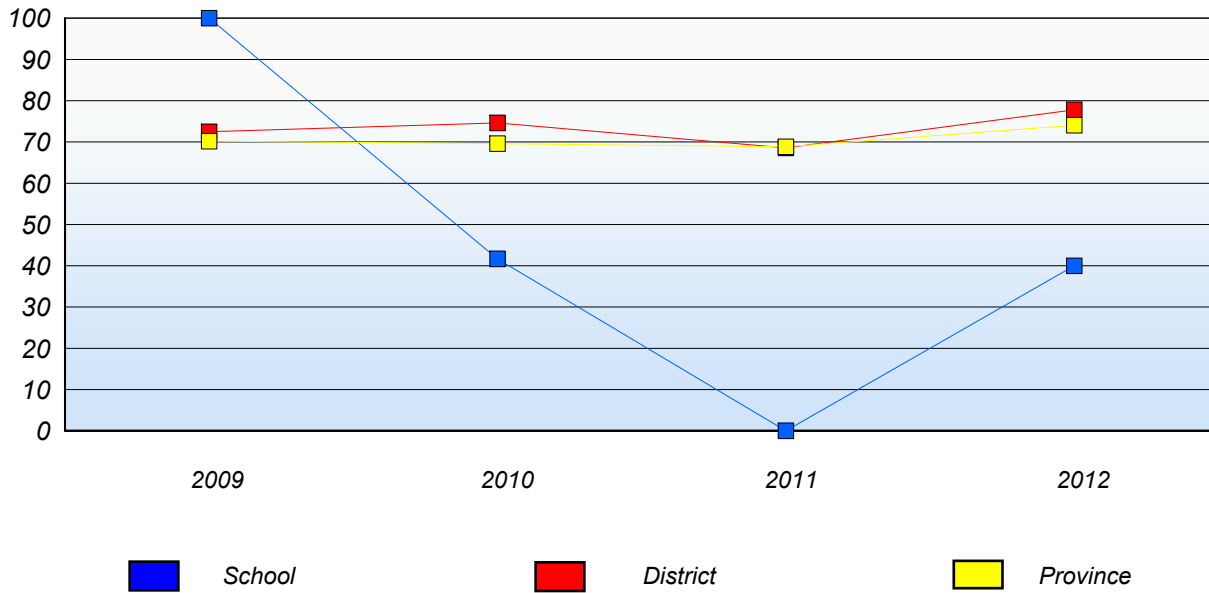
Source: Division of Evaluation and Research, Department of Education.

District 2 - Western

School #: 474 Cloud River Academy

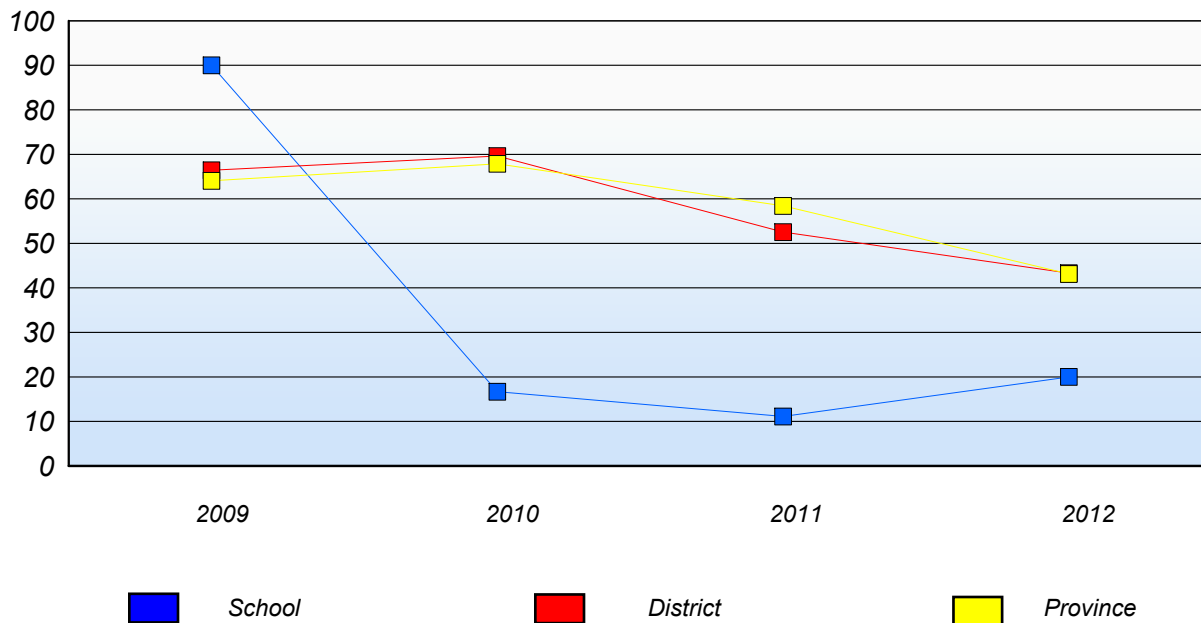
**Demand Writing**

Percentage of students at level 3 or above (2009 - 2012)



**Reading**

Percentage of students at level 3 or above (2009 - 2012)



\* In some cases, CRT numbers may exceed AGR numbers based on late enrolments. Pie chart is based on the number of students who wrote the CRT.

\* French Immersion students not included

\* Reading score is composite of Non-Fiction and Poet.

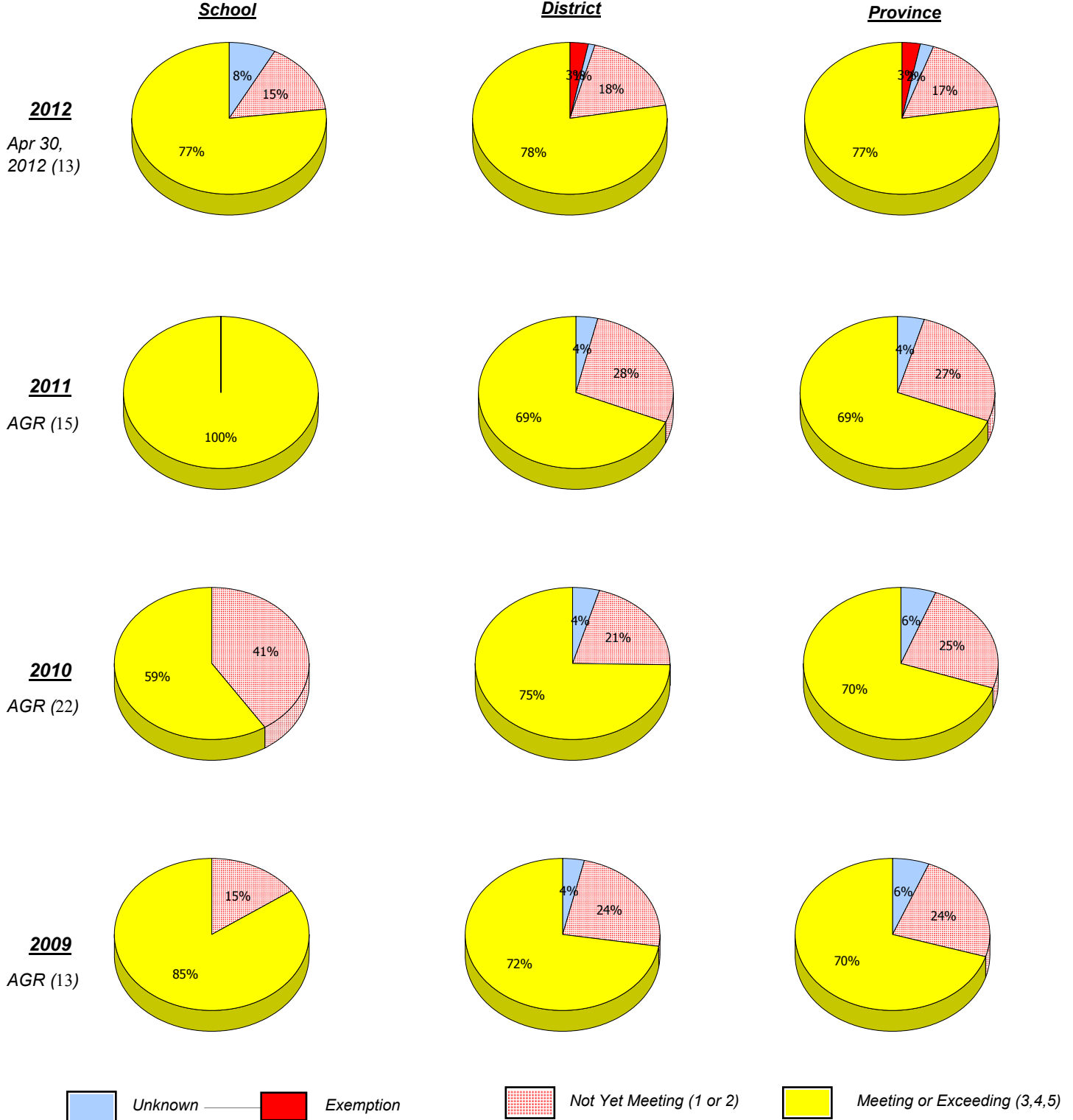
Mushuau Innu Natuashish School and Sheshatshiu Innu School are excluded from district and provincial results.

Source: Division of Evaluation and Research, Department of Education.

District 2 - Western

School #: 475 Viking Trail Academy

**Demand Writing**



\* In some cases, CRT numbers may exceed AGR numbers based on late enrolments. Pie chart is based on the number of students who wrote the CRT.

\* French Immersion students not included

\* Reading score is composite of Non-Fiction and Poet.

Mushuau Innu Natuashish School and Sheshatshiu Innu School are excluded from district and provincial results.

Source: Division of Evaluation and Research, Department of Education.

District 2 - Western

School #: 475 Viking Trail Academy

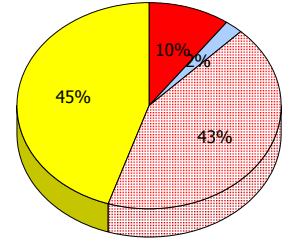
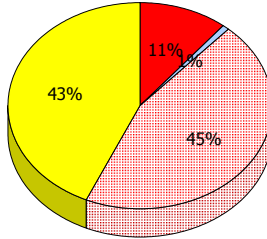
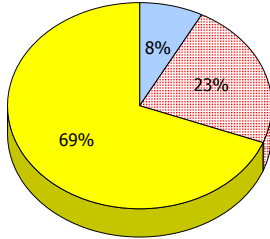
**Reading**

**School**

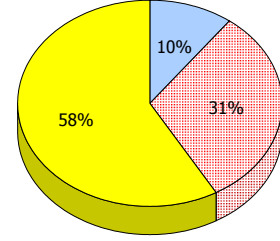
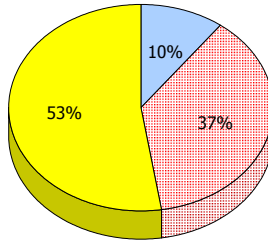
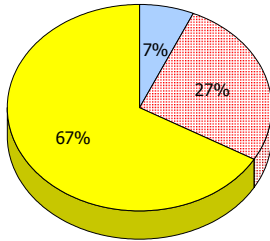
**District**

**Province**

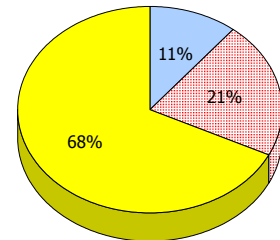
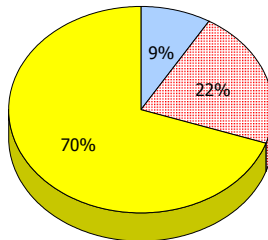
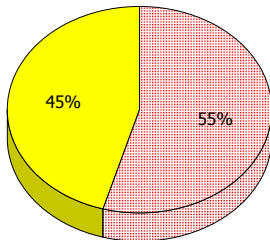
**2012**  
Apr 30,  
2012 (13)



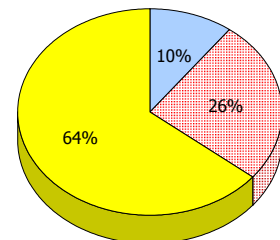
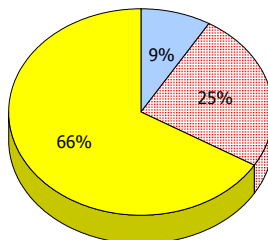
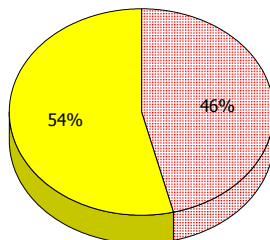
**2011**  
AGR (15)



**2010**  
AGR (22)



**2009**  
AGR (13)



Unknown
  Exemption
  Not Yet Meeting (1 or 2)
  Meeting or Exceeding (3,4,5)

\* In some cases, CRT numbers may exceed AGR numbers based on late enrolments. Pie chart is based on the number of students who wrote the CRT.

\* French Immersion students not included

\* Reading score is composite of Non-Fiction and Poet.

Mushuau Innu Natuashish School and Sheshatshiu Innu School are excluded from district and provincial results.

Source: Division of Evaluation and Research, Department of Education.

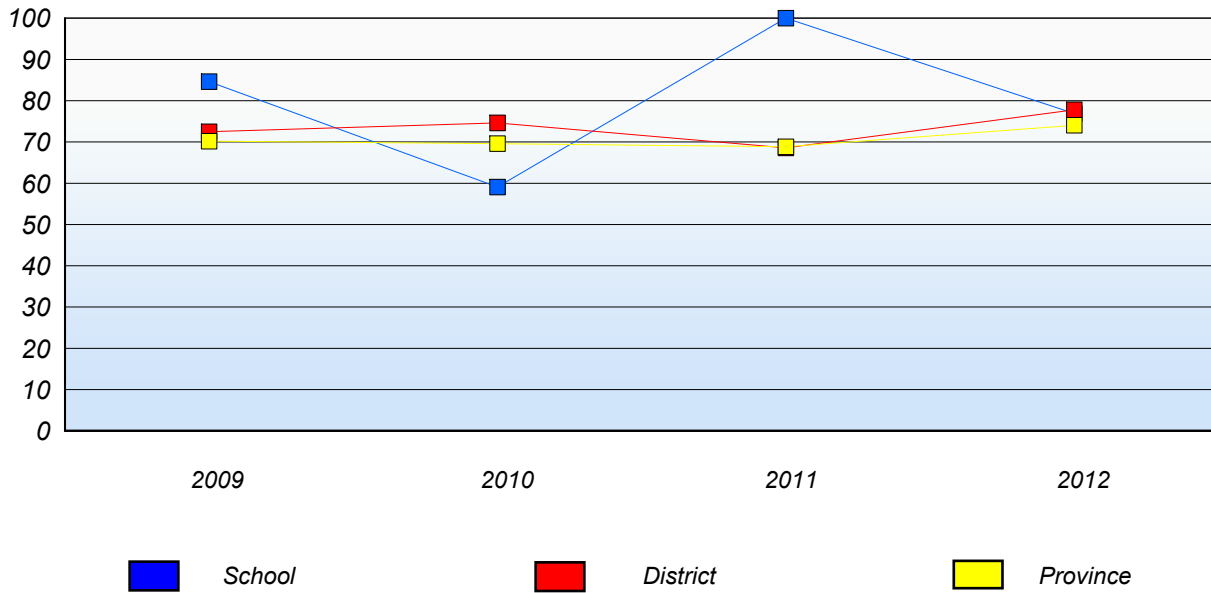


District 2 - Western

School #: 475 Viking Trail Academy

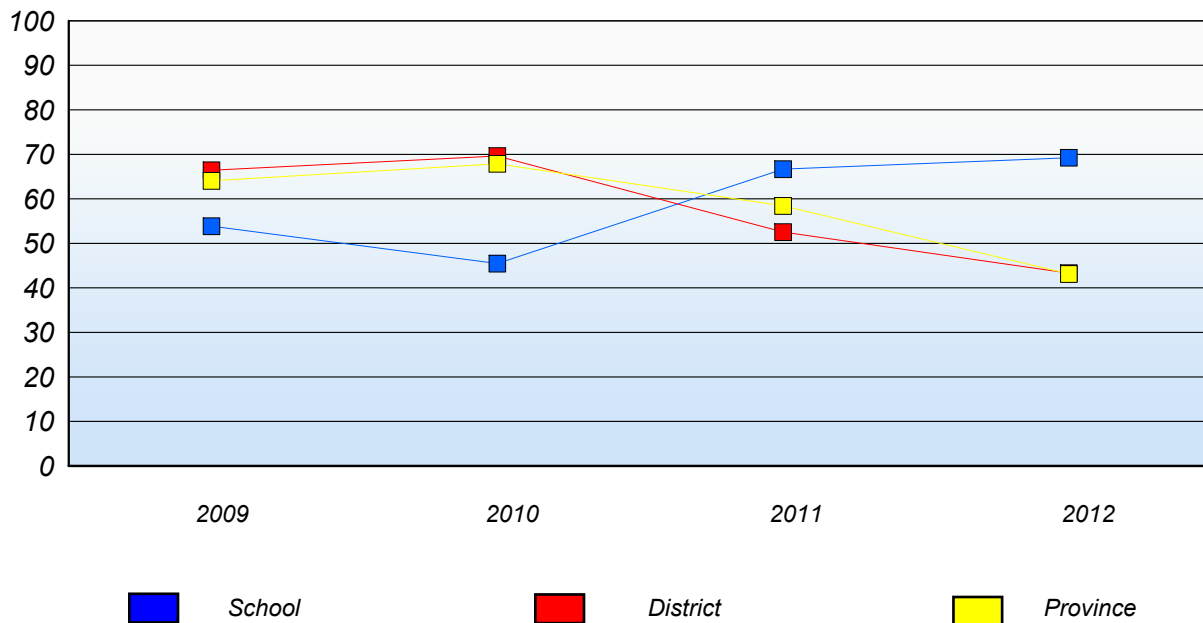
**Demand Writing**

Percentage of students at level 3 or above (2009 - 2012)



**Reading**

Percentage of students at level 3 or above (2009 - 2012)



\* In some cases, CRT numbers may exceed AGR numbers based on late enrolments. Pie chart is based on the number of students who wrote the CRT.

\* French Immersion students not included

\* Reading score is composite of Non-Fiction and Poet.

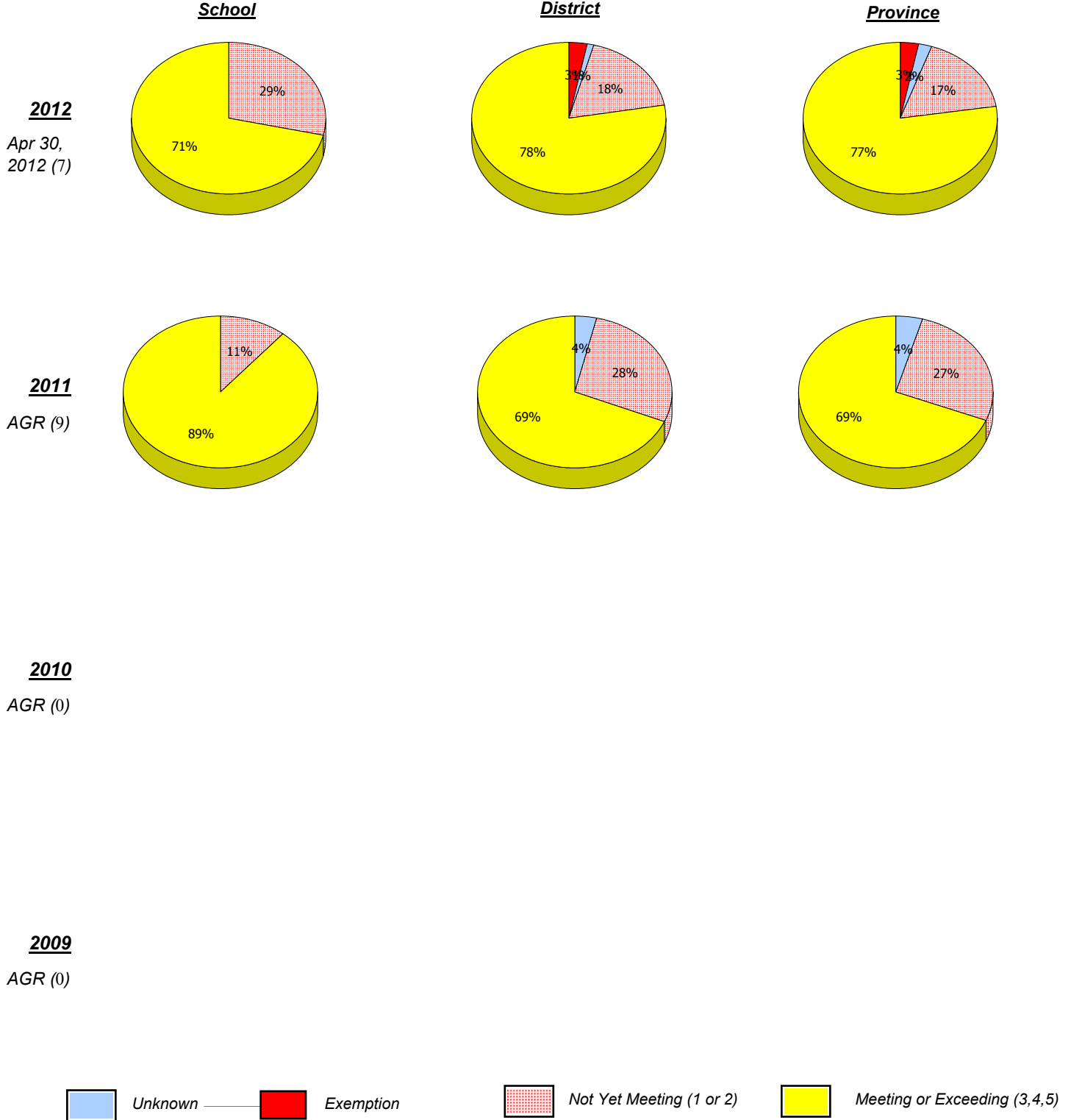
Mushuau Innu Natuashish School and Sheshatshiu Innu School are excluded from district and provincial results.

Source: Division of Evaluation and Research, Department of Education.

District 2 - Western

School #: 487      Labrador Straits Academy

***Demand Writing***



\* In some cases, CRT numbers may exceed AGR numbers based on late enrolments. Pie chart is based on the number of students who wrote the CRT.

\* French Immersion students not included

\* Reading score is composite of Non-Fiction and Poet.

Mushuau Innu Natuashish School and Sheshatshiu Innu School are excluded from district and provincial results.

Source: Division of Evaluation and Research, Department of Education.

District 2 - Western

School #: 487      Labrador Straits Academy

**Reading**

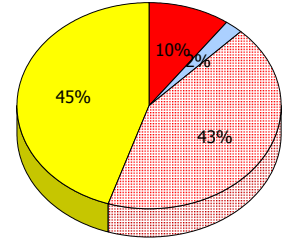
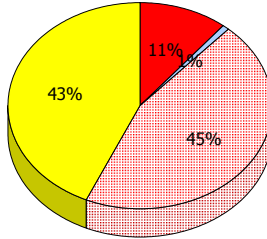
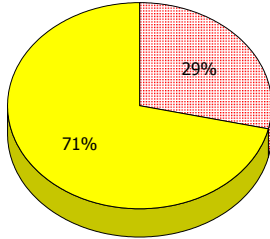
**School**

**District**

**Province**

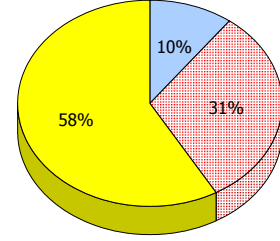
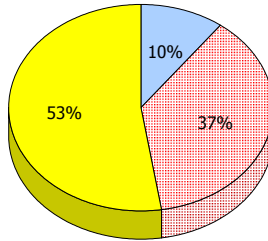
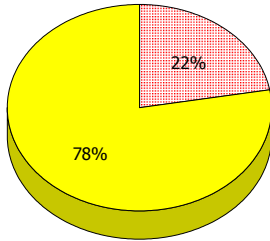
**2012**

Apr 30,  
2012 (7)



**2011**

AGR (9)



**2010**

AGR (0)

**2009**

AGR (0)



\* In some cases, CRT numbers may exceed AGR numbers based on late enrolments. Pie chart is based on the number of students who wrote the CRT.

\* French Immersion students not included

\* Reading score is composite of Non-Fiction and Poet.

Mushuau Innu Natuashish School and Sheshatshiu Innu School are excluded from district and provincial results.

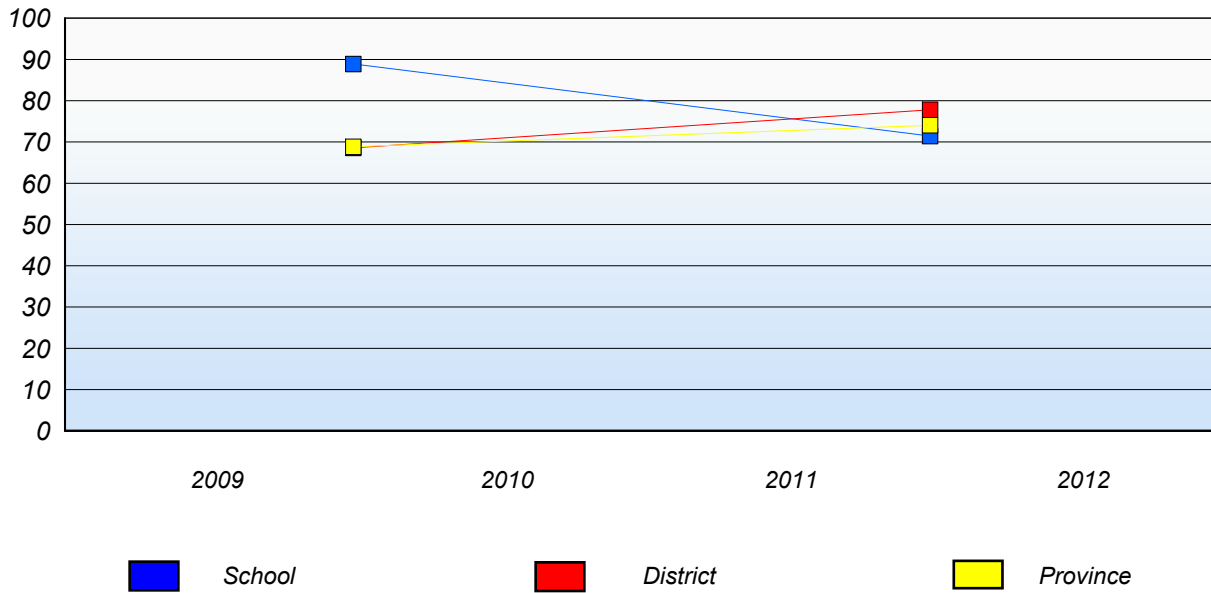
Source: Division of Evaluation and Research, Department of Education.

District 2 - Western

School #: 487      Labrador Straits Academy

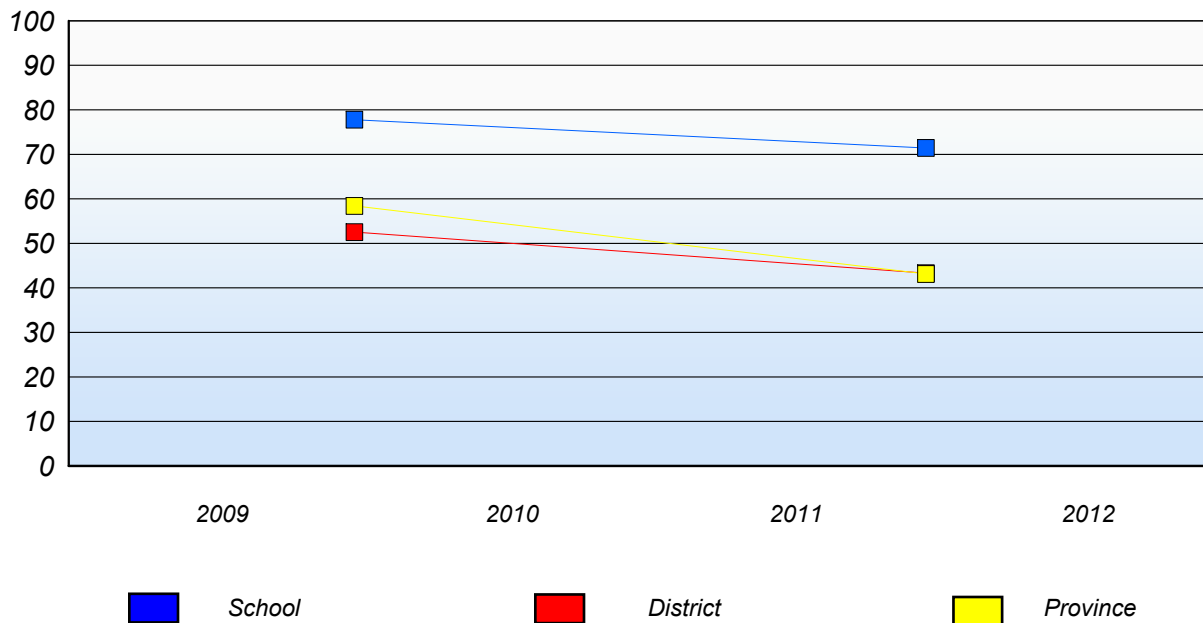
**Demand Writing**

*Percentage of students at level 3 or above (2009 - 2012)*



**Reading**

*Percentage of students at level 3 or above (2009 - 2012)*



\* In some cases, CRT numbers may exceed AGR numbers based on late enrolments. Pie chart is based on the number of students who wrote the CRT.

\* French Immersion students not included

\* Reading score is composite of Non-Fiction and Poet.

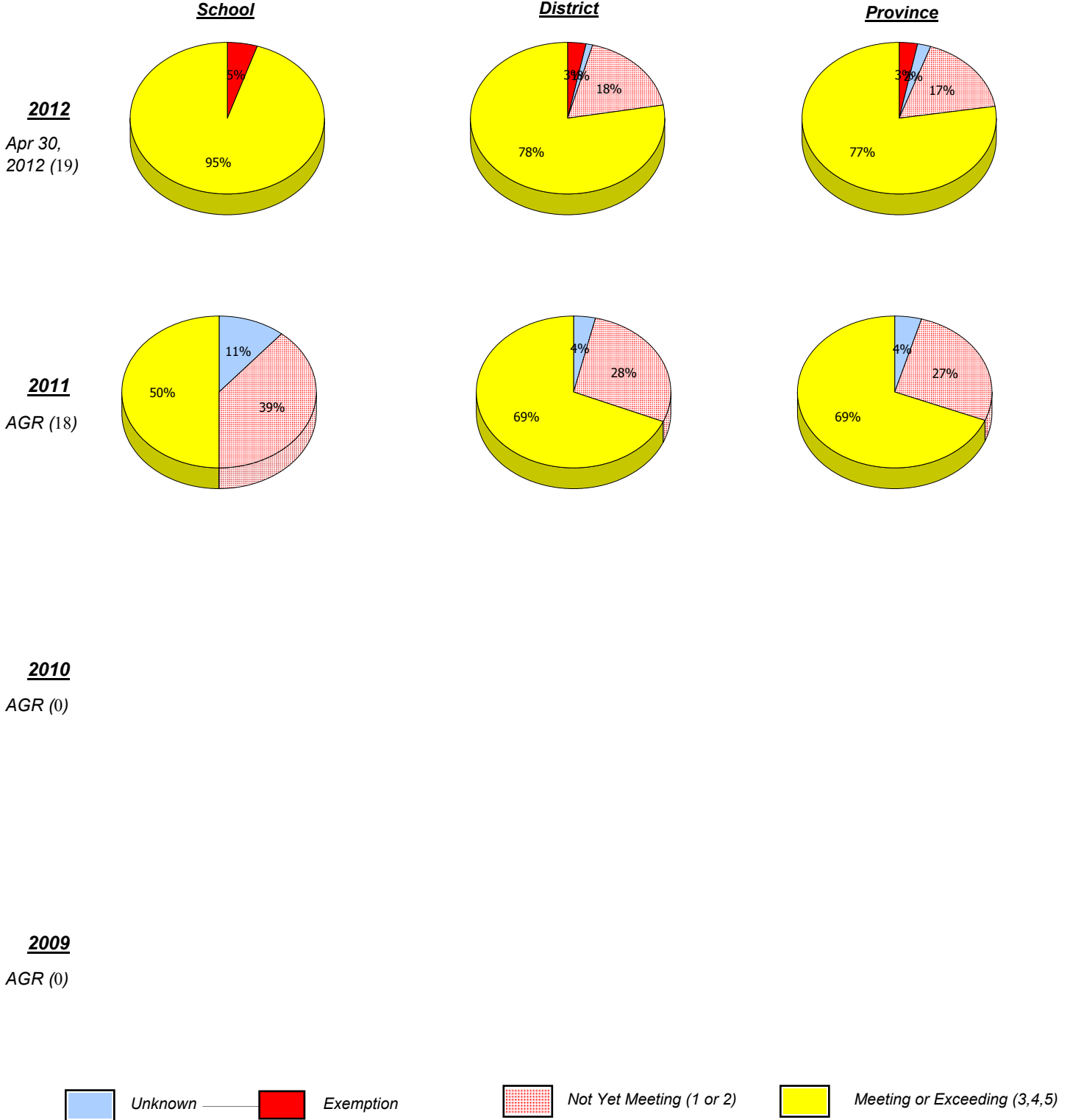
Mushuau Innu Natuashish School and Sheshatshiu Innu School are excluded from district and provincial results.

Source: Division of Evaluation and Research, Department of Education.

District 2 - Western

School #: 488 French Shore Academy

***Demand Writing***



\* In some cases, CRT numbers may exceed AGR numbers based on late enrolments. Pie chart is based on the number of students who wrote the CRT.

\* French Immersion students not included

\* Reading score is composite of Non-Fiction and Poet.

Mushuau Innu Natuashish School and Sheshatshiu Innu School are excluded from district and provincial results.

Source: Division of Evaluation and Research, Department of Education.

District 2 - Western

School #: 488 French Shore Academy

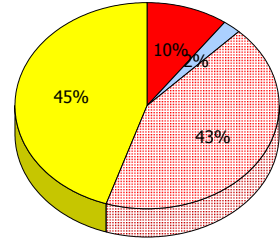
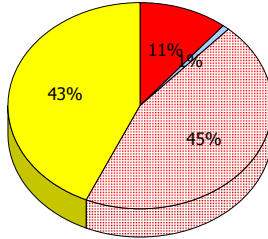
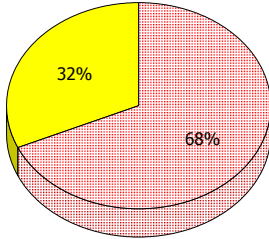
**Reading**

**School**

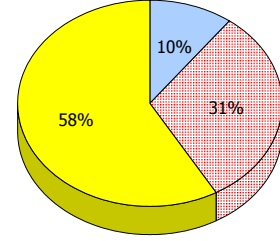
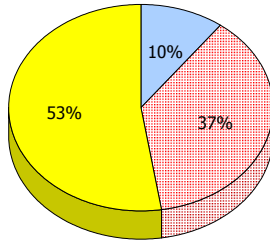
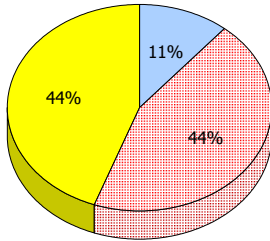
**District**

**Province**

**2012**  
Apr 30,  
2012 (19)



**2011**  
AGR (18)



**2010**  
AGR (0)

**2009**  
AGR (0)



\* In some cases, CRT numbers may exceed AGR numbers based on late enrolments. Pie chart is based on the number of students who wrote the CRT.

\* French Immersion students not included

\* Reading score is composite of Non-Fiction and Poet.

Mushuau Innu Natuashish School and Sheshatshiu Innu School are excluded from district and provincial results.

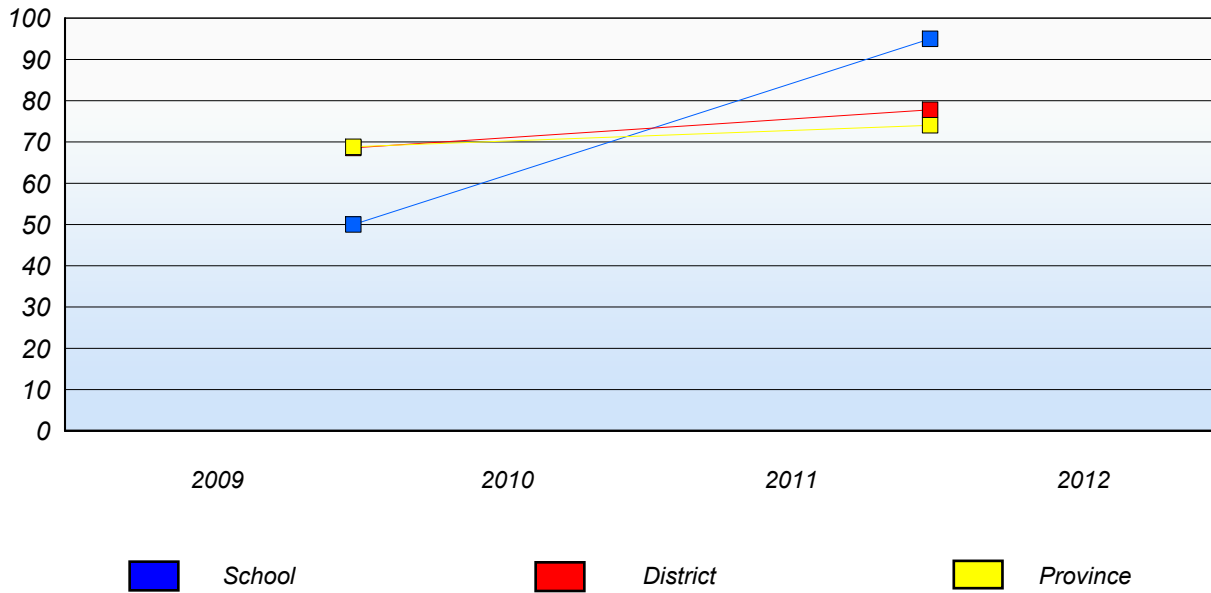
Source: Division of Evaluation and Research, Department of Education.

District 2 - Western

School #: 488      French Shore Academy

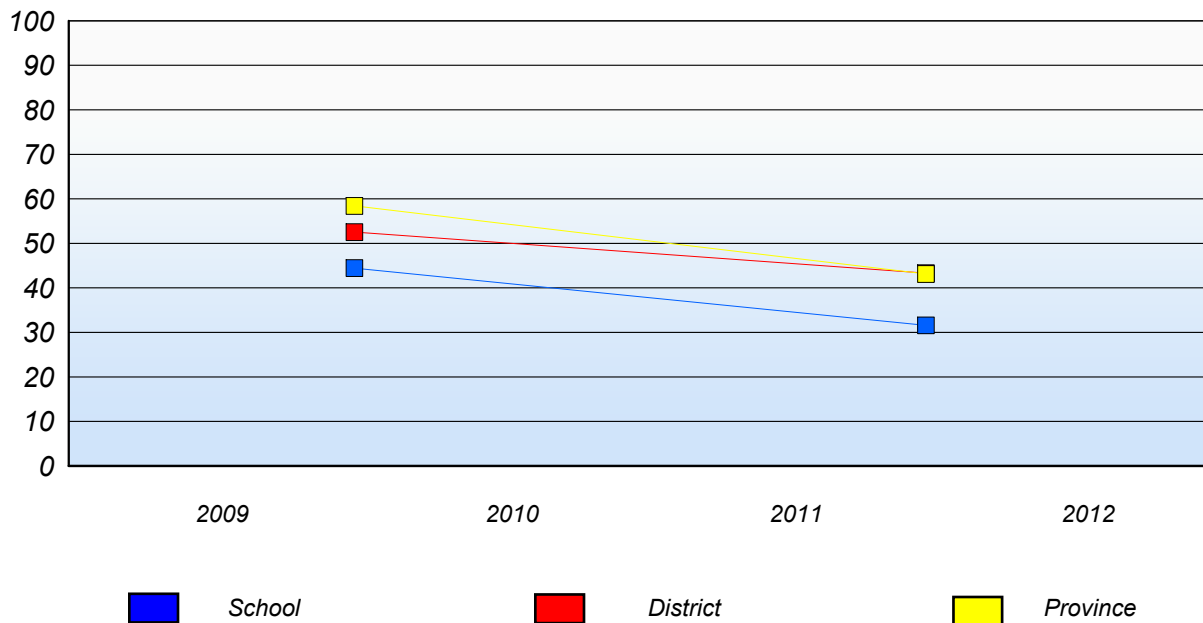
**Demand Writing**

*Percentage of students at level 3 or above (2009 - 2012)*



**Reading**

*Percentage of students at level 3 or above (2009 - 2012)*



\* In some cases, CRT numbers may exceed AGR numbers based on late enrolments. Pie chart is based on the number of students who wrote the CRT.

\* French Immersion students not included

\* Reading score is composite of Non-Fiction and Poet.

Mushuau Innu Natuashish School and Sheshatshiu Innu School are excluded from district and provincial results.

Source: Division of Evaluation and Research, Department of Education.