

District 1 - Labrador

#010 - Menihok High School, Labrador City

Grades: 8-12

Number of Students 21

Histoire Mondiale 3231

Subtest

WWI

Challenges and Changes

International Tensions (1930's and WWII)

Cold War

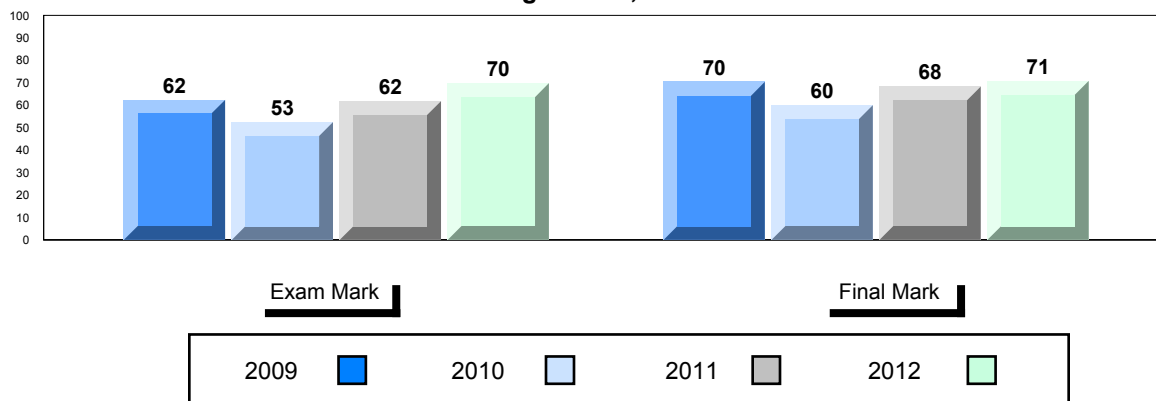
Regional Developments in Post WWII (5.1)

Regional Developments in Post WWII (5.2)

Challenges of the Modern Era

		Public Exam Mark	School vs District	School vs Province	Final Mark	School vs District	School vs Province
	School	69.8	▲	▼	70.8	▲	▼
	District	69.8					
	Province	70.8					
WWI	School	75.8	▲	▼	74.7		
	District	75.8					
	Province	76.7					
Challenges and Changes	School	71.8	▲	▲			
	District	71.8					
	Province	69.8					
International Tensions (1930's and WWII)	School	76.7	▲	▲			
	District	76.7					
	Province	74.3					
Cold War	School	53.6	▲	▼			
	District	53.6					
	Province	61.9					
Regional Developments in Post WWII (5.1)	School	39.5	▲	▼			
	District	39.5					
	Province	49.7					
Regional Developments in Post WWII (5.2)	School	18.6	▲	▼			
	District	18.6					
	Province	47.6					
Challenges of the Modern Era	School	60.2	▲	▲			
	District	60.2					
	Province	59.1					

Average Score, 2009-2012

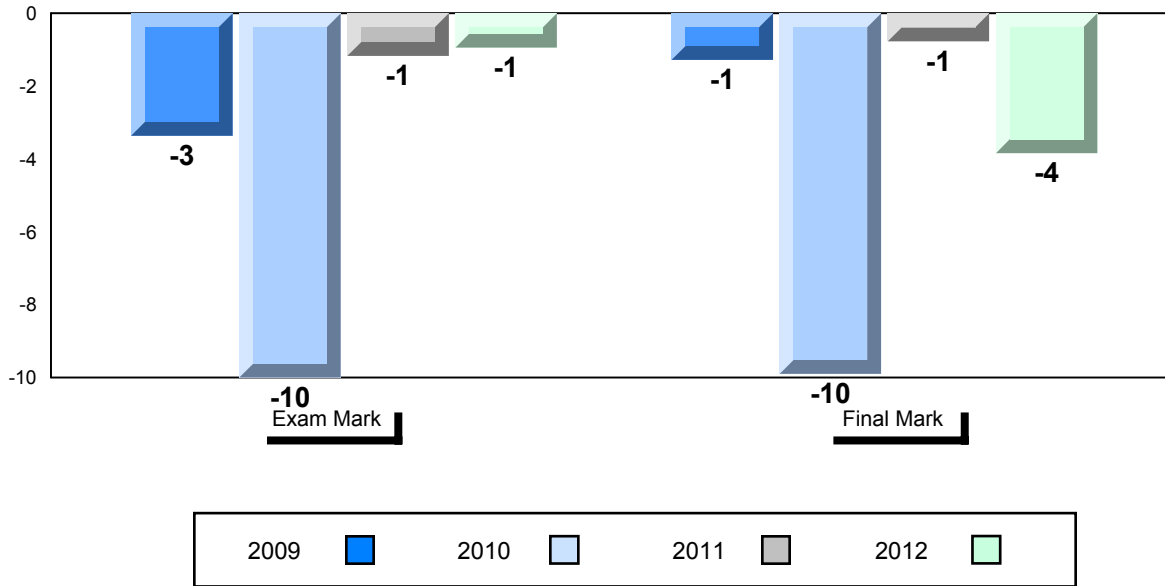


District 1 - Labrador

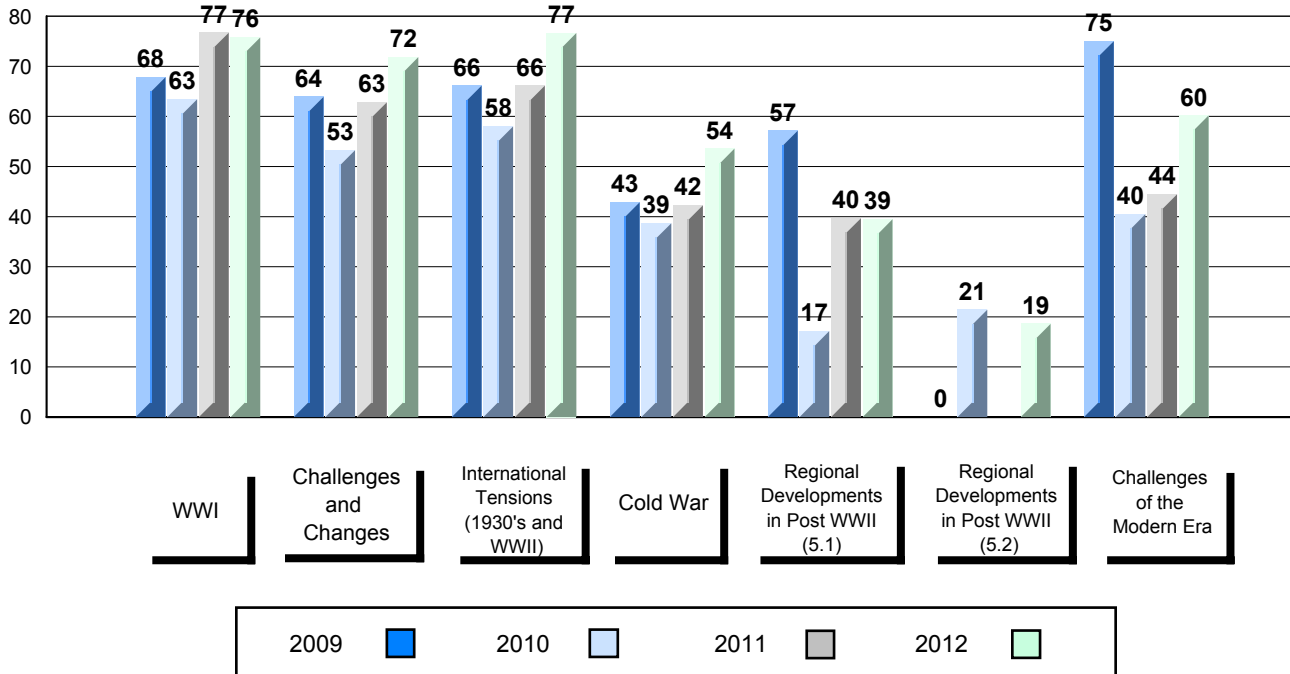
#010 - Menihok High School, Labrador City

Grades: 8-12

Difference from Provincial Mean, 2009-2012



4 Year Public Exam (Subtest) Mark Trend 2009-2012



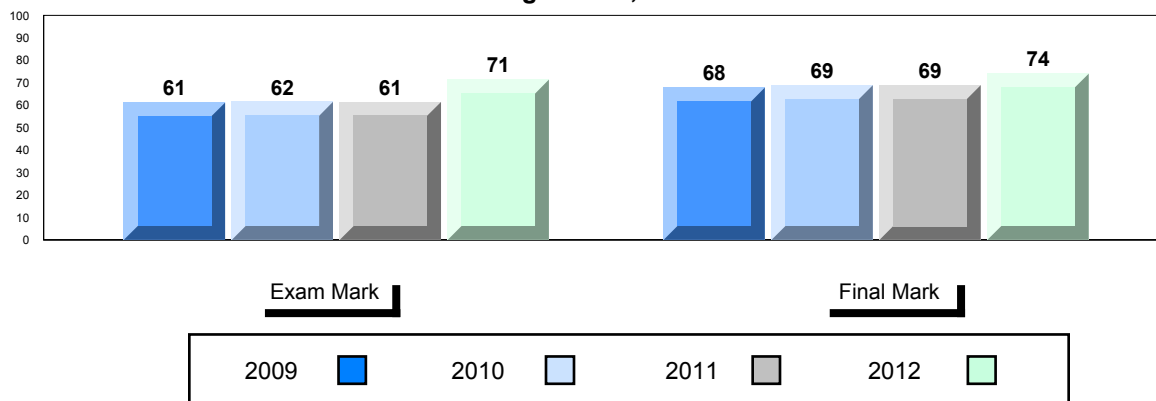
District 2 - Western

#485 - Corner Brook High School, Corner Brook


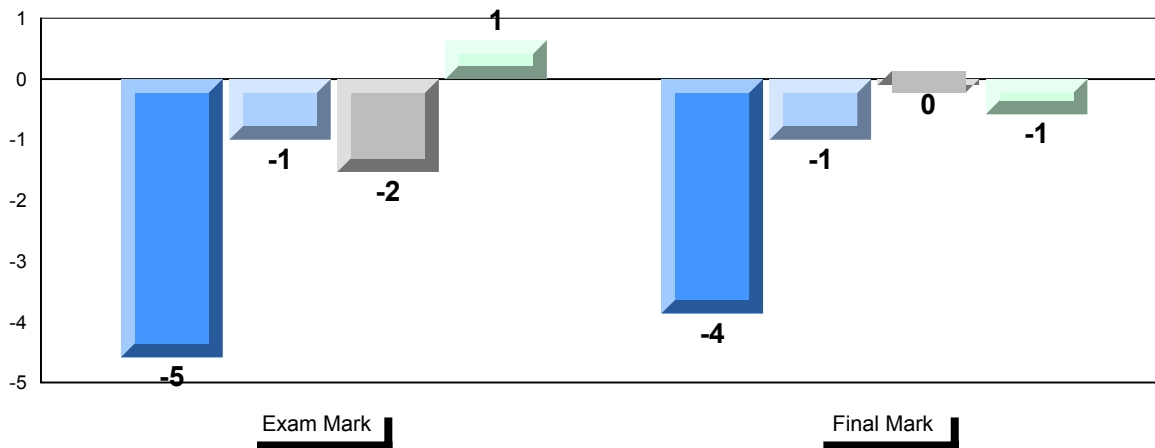
Grades: 10-12

Number of Students		43	Public Exam Mark			Final Mark		
			School vs District	School vs Province	School vs District	School vs Province		
Histoire Mondiale 3231	School	71.4	▲	▲	74.1	▲	▼	
	District	71.4			74.1			
	Province	70.8			74.7			
Subtest	School	76.6	▲	▼				
	District	76.6						
	Province	76.7						
WWI	School	68.6	▲	▼				
	District	68.6						
	Province	69.8						
Challenges and Changes	School	77.2	▲	▲				
	District	77.2						
	Province	74.3						
International Tensions (1930's and WWII)	School	64.2	▲	▲				
	District	64.2						
	Province	61.9						
Cold War	School	51.2	▲	▲				
	District	51.2						
	Province	49.7						
Regional Developments in Post WWII (5.1)	School	47.6						
	District	47.6						
	Province	47.6						
Regional Developments in Post WWII (5.2)	School	59.1	▲	▲				
	District	59.1						
	Province	59.1						
Challenges of the Modern Era	School	59.1	▲	▲				
	District	59.1						
	Province	59.1						

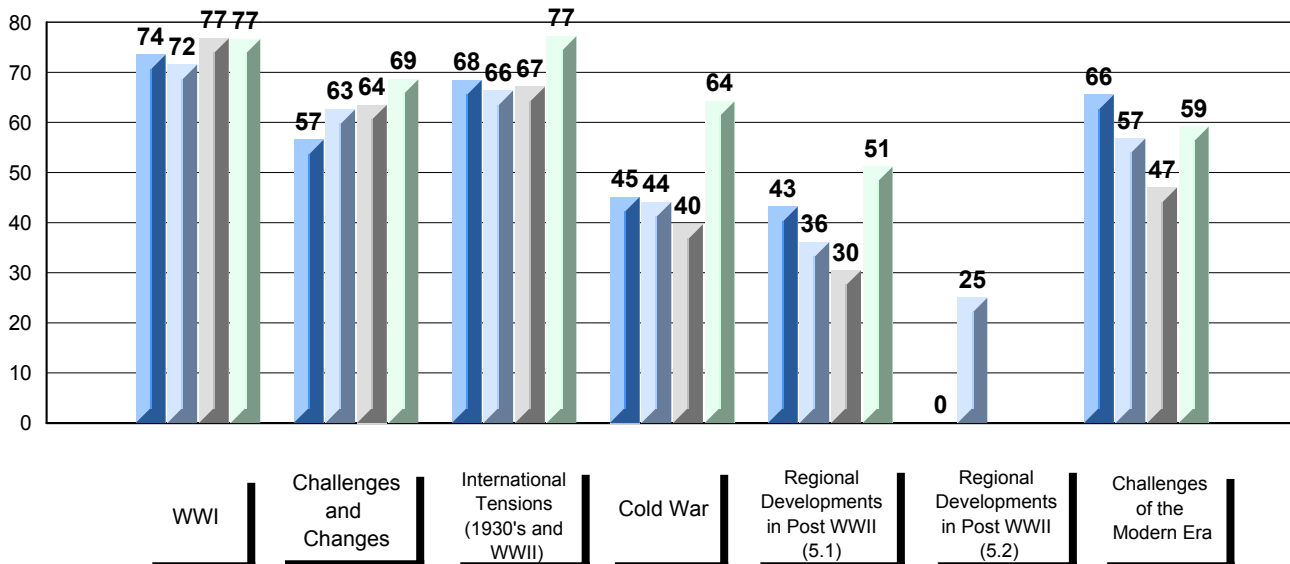
Average Score, 2009-2012



Difference from Provincial Mean, 2009-2012



4 Year Public Exam (Subtest) Mark Trend 2009-2012



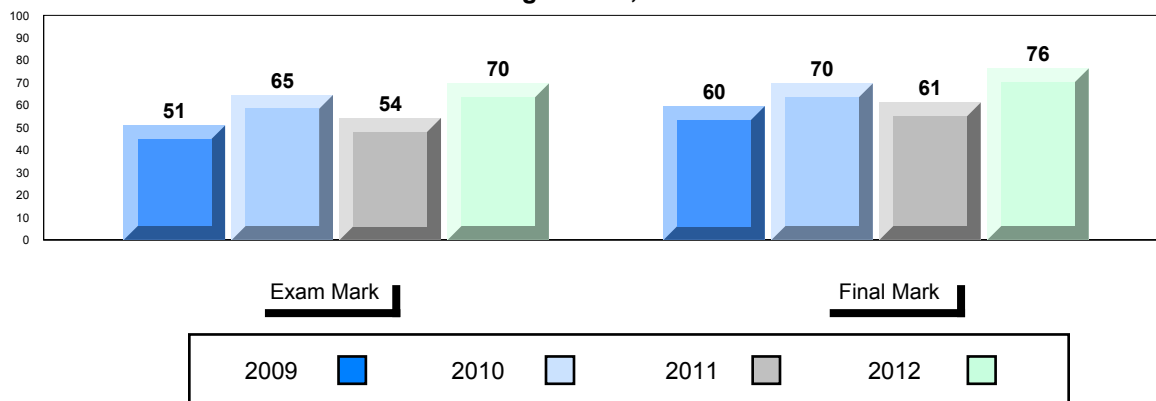
District 3 - Nova Central

#480 - Exploits Valley High, Grand Falls-Windsor

Grades: 10-12

Number of Students		20	Public Exam Mark			Final Mark		
			School vs District	School vs Province	School vs District	School vs Province		
Histoire Mondiale 3231	School	69.7	▲	▼	76.4	▲	▲	
	District	69.7						
	Province	70.8						
<u>Subtest</u>	School	80.7	▲	▲	74.7			
	District	80.7						
	Province	76.7						
WWI	School	80.7	▲	▲				
	District	80.7						
	Province	76.7						
Challenges and Changes	School	70.2	▲	▲				
	District	70.2						
	Province	69.8						
International Tensions (1930's and WWII)	School	68.6	▲	▼				
	District	68.6						
	Province	74.3						
Cold War	School	64.3	▲	▲				
	District	64.3						
	Province	61.9						
Regional Developments in Post WWII (5.1)	School	61.2	▲	▲				
	District	61.2						
	Province	49.7						
Regional Developments in Post WWII (5.2)	School	54.4	▲	▲				
	District	54.4						
	Province	47.6						
Challenges of the Modern Era	School	53.6	▲	▼				
	District	53.6						
	Province	59.1						

Average Score, 2009-2012


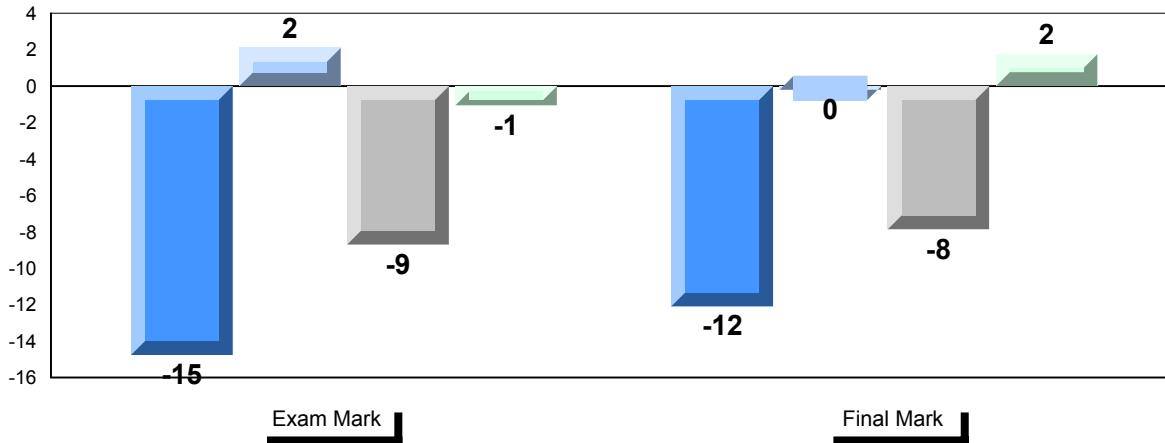


District 3 - Nova Central

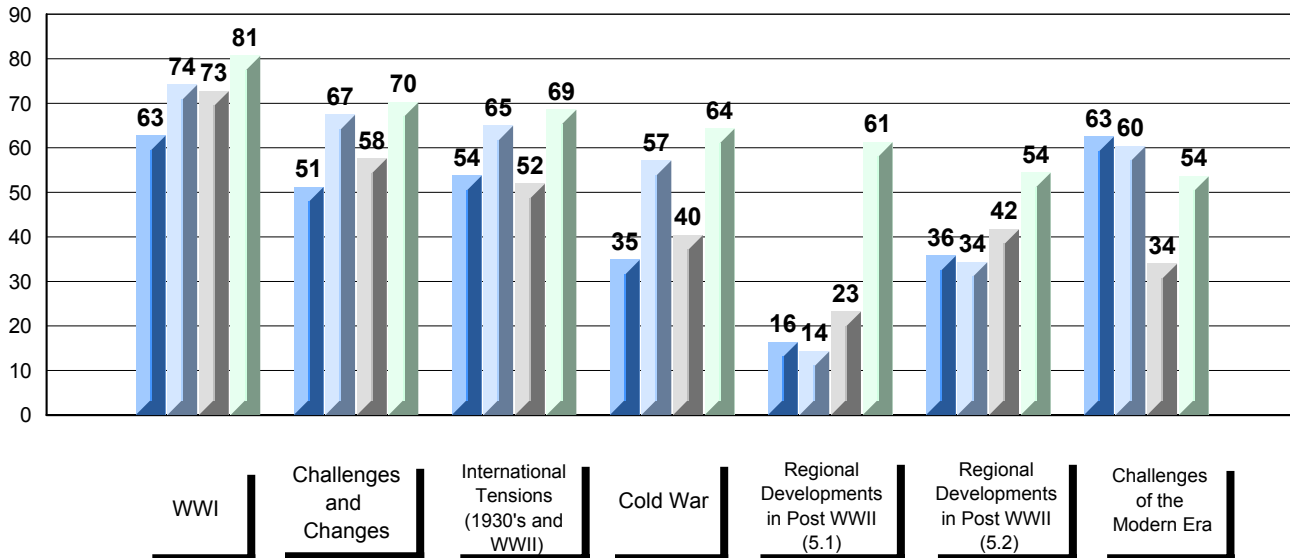
#480 - Exploits Valley High, Grand Falls-Windsor

Grades: 10-12

Difference from Provincial Mean, 2009-2012



4 Year Public Exam (Subtest) Mark Trend 2009-2012



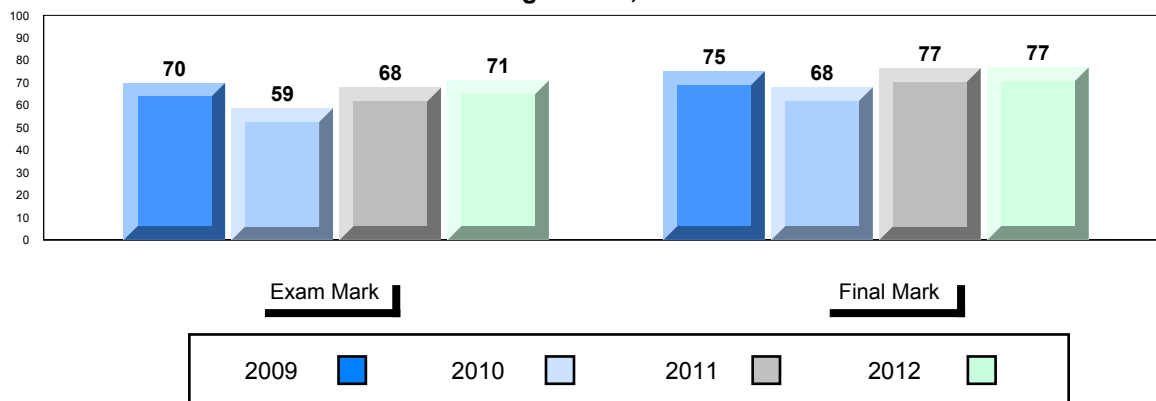
District 4 - Eastern

#249 - Ascension Collegiate, Bay Roberts


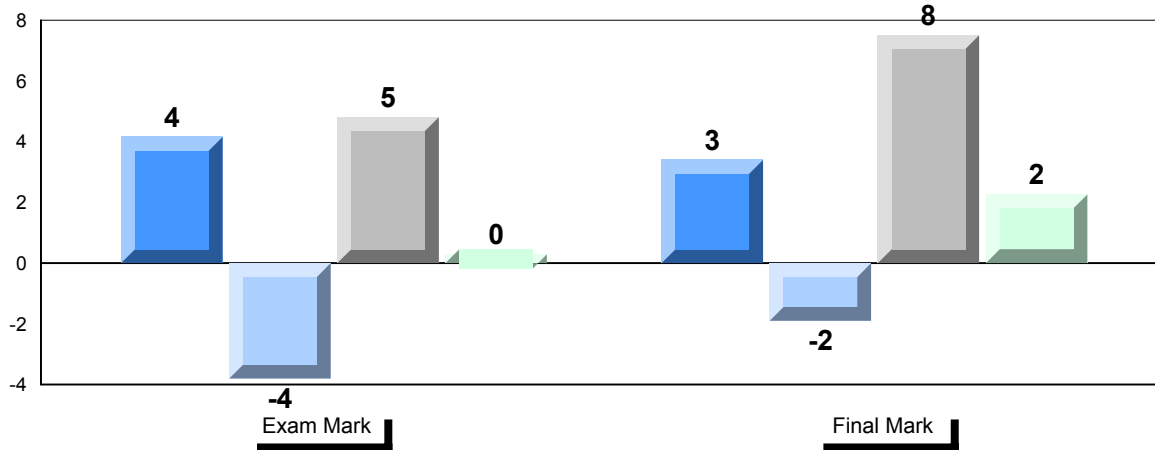
Grades: 10-12

Number of Students		22						
		Public Exam Mark	School vs District	School vs Province	Final Mark	School vs District	School vs Province	
Histoire Mondiale 3231	School	71.1	▲	▲	76.9	▲	▲	
	District	70.8						
	Province	70.8						
<u>Subtest</u>	School	73.6	▼	▼	74.9			
	District	76.6						
	Province	76.7						
WWI	School	66.4	▼	▼	74.7			
	District	69.9						
	Province	69.8						
Challenges and Changes	School	75.5	▲	▲				
	District	74.2						
	Province	74.3						
International Tensions (1930's and WWII)	School	67.1	▲	▲				
	District	62.0						
	Province	61.9						
Cold War	School	59.1	▲	▲				
	District	50.0						
	Province	49.7						
Regional Developments in Post WWII (5.1)	School	47.9						
	District	47.6						
	Province	47.6						
Regional Developments in Post WWII (5.2)	School	56.2	▼	▼				
	District	59.4						
	Province	59.1						
Challenges of the Modern Era	School							
	District							
	Province							


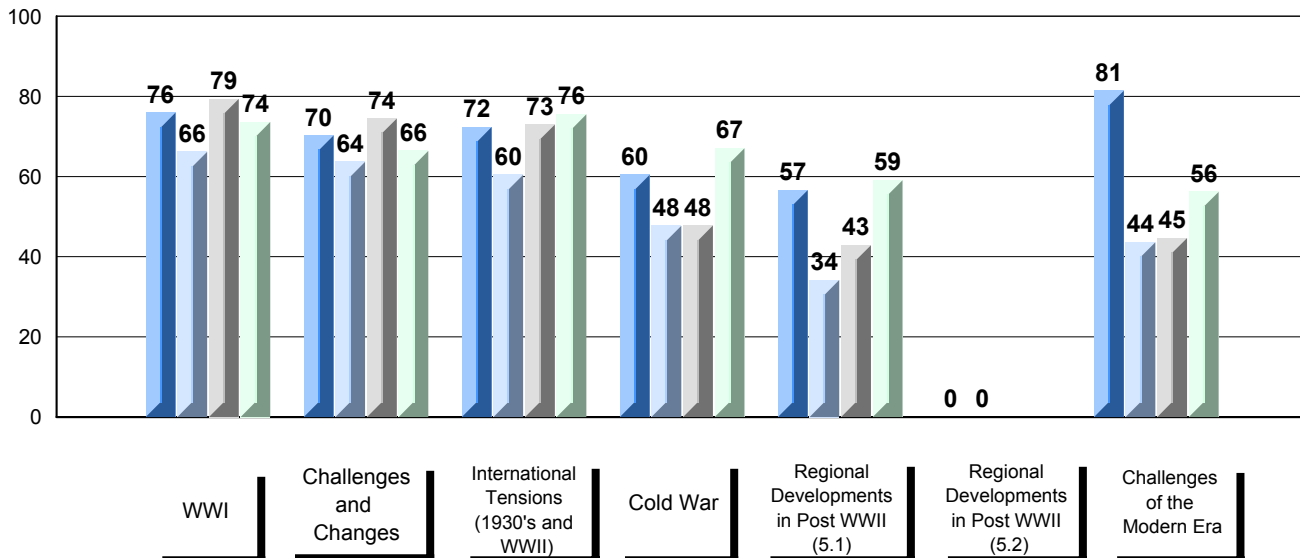
Average Score, 2009-2012



Difference from Provincial Mean, 2009-2012



4 Year Public Exam (Subtest) Mark Trend 2009-2012



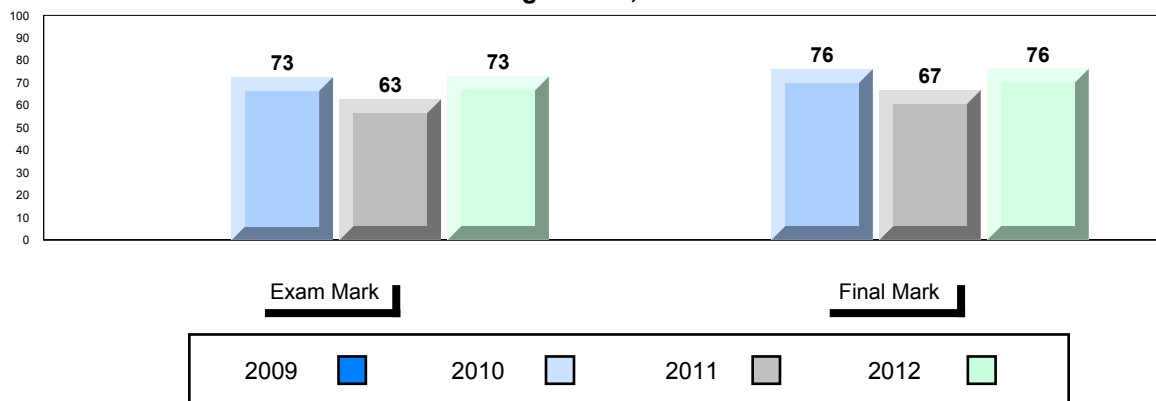
District 4 - Eastern

#253 - Carbonear Collegiate, Carbonear


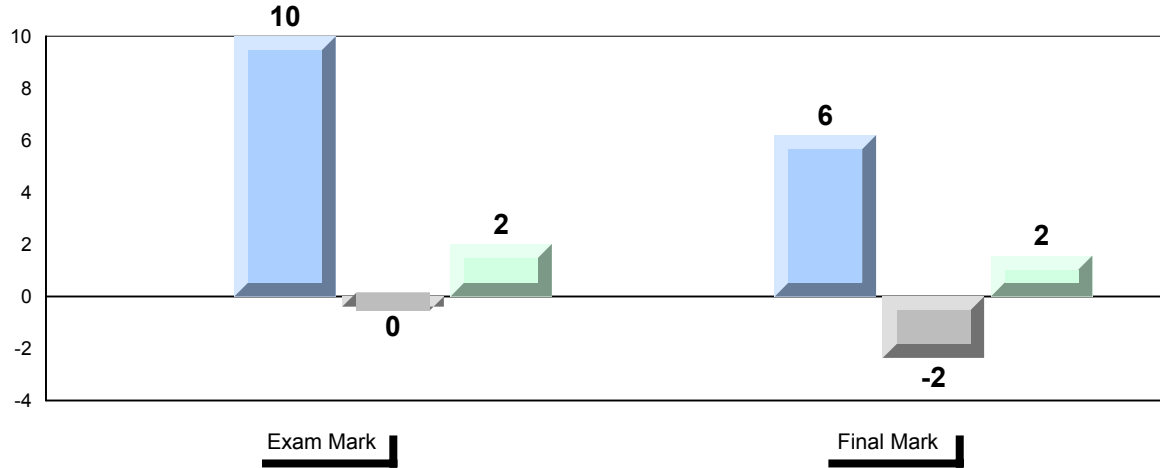
Grades: 10-12

Number of Students		Public Exam Mark			Final Mark		
			School vs District	School vs Province		School vs District	School vs Province
Histoire Mondiale 3231	School	72.8	▲	▲	76.2	▲	▲
	District	70.8					
	Province	70.8					
Subtest	School	66.2	▼	▼	74.9		
	District	76.6					
	Province	76.7					
WWI	School	67.6	▼	▼	74.7		
	District	69.9					
	Province	69.8					
Challenges and Changes	School	78.2	▲	▲			
	District	74.2					
	Province	74.3					
International Tensions (1930's and WWII)	School	70.2	▲	▲			
	District	62.0					
	Province	61.9					
Cold War	School	50.8	▲	▲			
	District	50.0					
	Province	49.7					
Regional Developments in Post WWII (5.1)	School	47.9					
	District	47.6					
	Province	47.6					
Regional Developments in Post WWII (5.2)	School	60.3	▲	▲			
	District	59.4					
	Province	59.1					
Challenges of the Modern Era	School	60.3	▲	▲			
	District	59.4					
	Province	59.1					

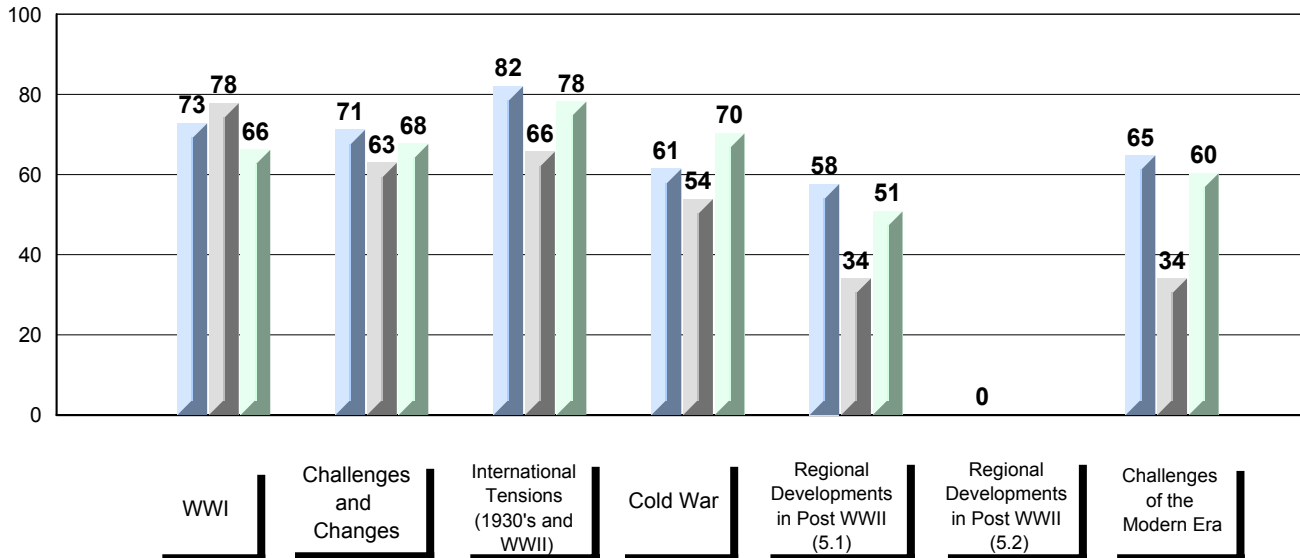
Average Score, 2009-2012



Difference from Provincial Mean, 2009-2012



4 Year Public Exam (Subtest) Mark Trend 2009-2012



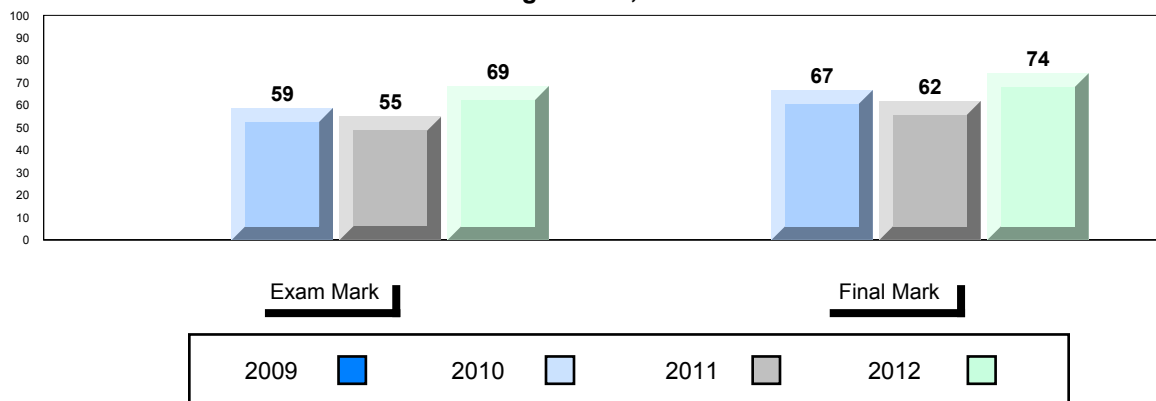
District 4 - Eastern

#302 - Queen Elizabeth Regional High, Conception Bay South (Foxtrap)

Grades: 10-12

Number of Students		29	Public Exam Mark			Final Mark		
			School vs District	School vs Province	School vs District	School vs Province		
Histoire Mondiale 3231	School	68.6	▼	▼	74.3	▼	▼	
	District	70.8			74.9			
	Province	70.8			74.7			
Subtest								
WWI	School	75.9	▼	▼				
	District	76.6						
	Province	76.7						
Challenges and Changes	School	67.0	▼	▼				
	District	69.9						
	Province	69.8						
International Tensions (1930's and WWII)	School	72.8	▼	▼				
	District	74.2						
	Province	74.3						
Cold War	School	56.2	▼	▼				
	District	62.0						
	Province	61.9						
Regional Developments in Post WWII (5.1)	School	53.0	▲	▲				
	District	50.0						
	Province	49.7						
Regional Developments in Post WWII (5.2)	School							
	District	47.9						
	Province	47.6						
Challenges of the Modern Era	School	53.9	▼	▼				
	District	59.4						
	Province	59.1						

Average Score, 2009-2012


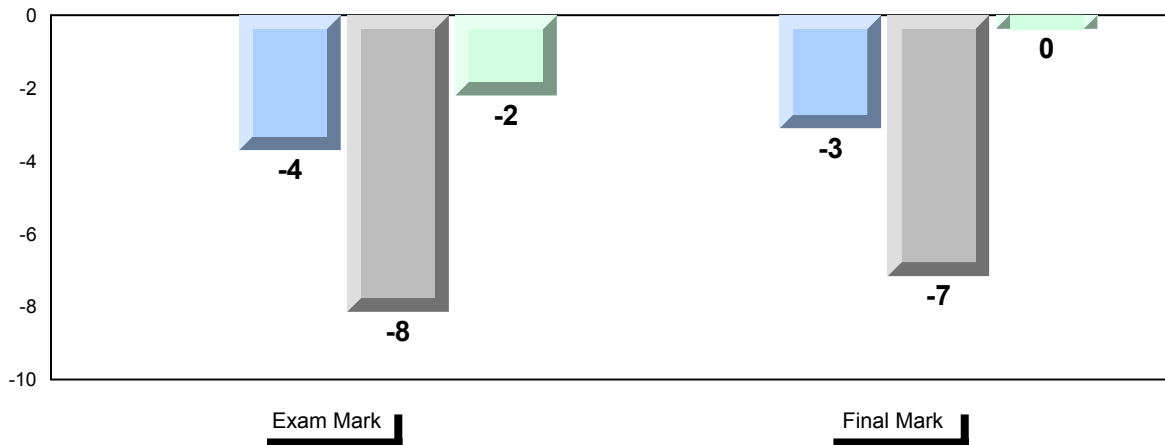


District 4 - Eastern

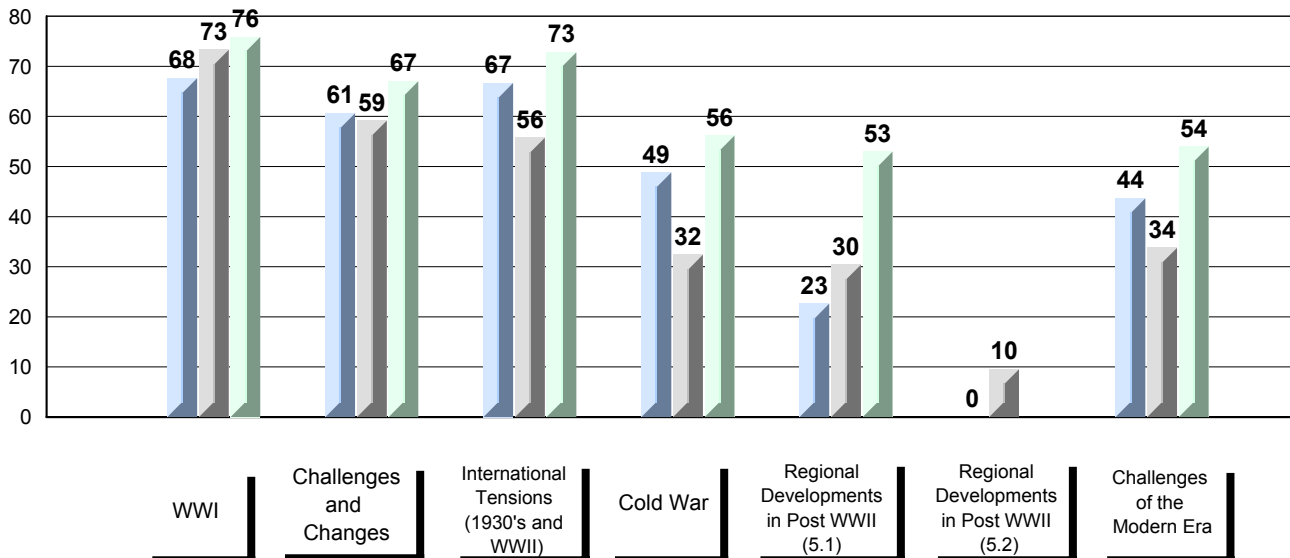
#302 - Queen Elizabeth Regional High, Conception Bay South (Foxtrap)

Grades: 10-12

Difference from Provincial Mean, 2009-2012



4 Year Public Exam (Subtest) Mark Trend 2009-2012



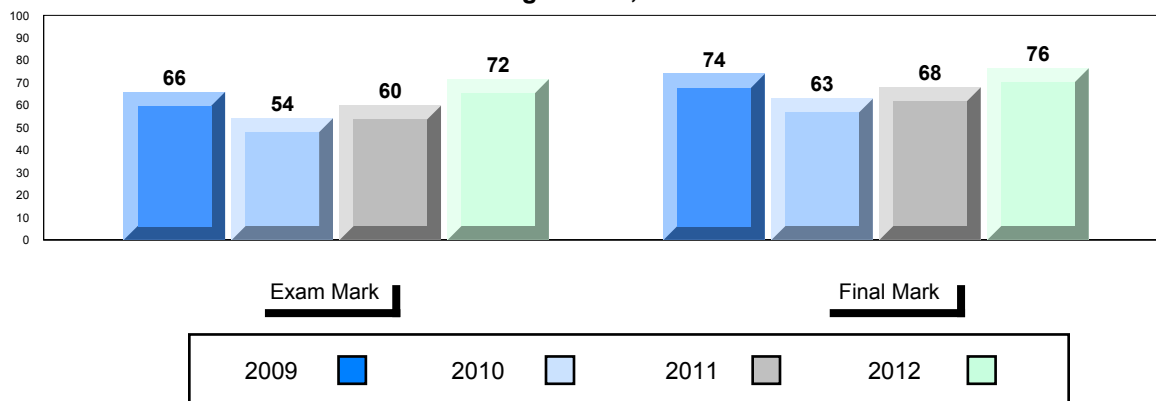
District 4 - Eastern

#304 - Holy Spirit High, Conception Bay South (Manuels)

Grades: 9-12

Number of Students		31	Public Exam Mark			Final Mark		
			School vs District	School vs Province	School vs District	School vs Province		
Histoire Mondiale 3231	School	71.6	▲	▲	76.5	▲	74.9	74.7
	District	70.8						
	Province	70.8						
Subtest	School	72.3	▼	▼				
	District	76.6						
	Province	76.7						
WWI	School	73.8	▲	▲				
	District	69.9						
	Province	69.8						
Challenges and Changes	School	77.0	▲	▲				
	District	74.2						
	Province	74.3						
International Tensions (1930's and WWII)	School	61.3	▼	▼				
	District	62.0						
	Province	61.9						
Cold War	School	55.5	▲	▲				
	District	50.0						
	Province	49.7						
Regional Developments in Post WWII (5.1)	School	47.9						
	District	47.6						
	Province	47.6						
Regional Developments in Post WWII (5.2)	School	49.8	▼	▼				
	District	59.4						
	Province	59.1						

Average Score, 2009-2012


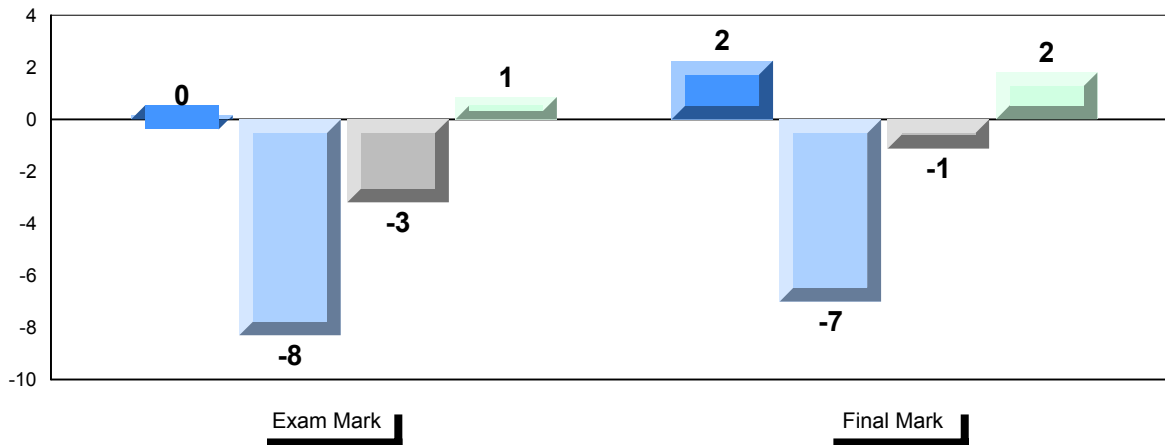


District 4 - Eastern


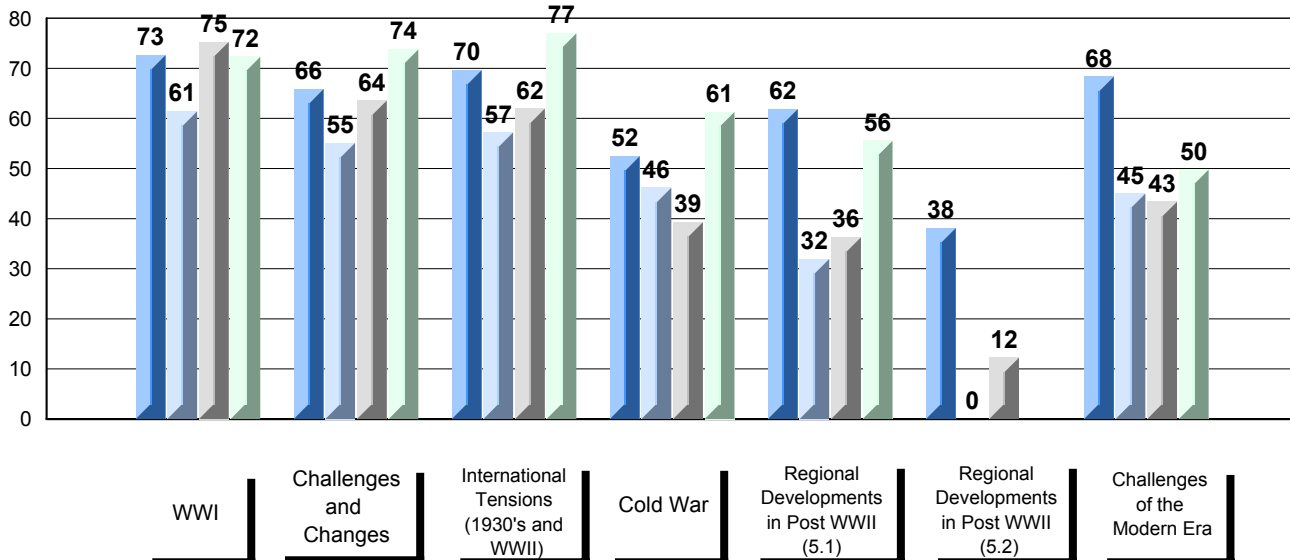
#304 - Holy Spirit High, Conception Bay South (Manuels)

Grades: 9-12

Difference from Provincial Mean, 2009-2012



4 Year Public Exam (Subtest) Mark Trend 2009-2012



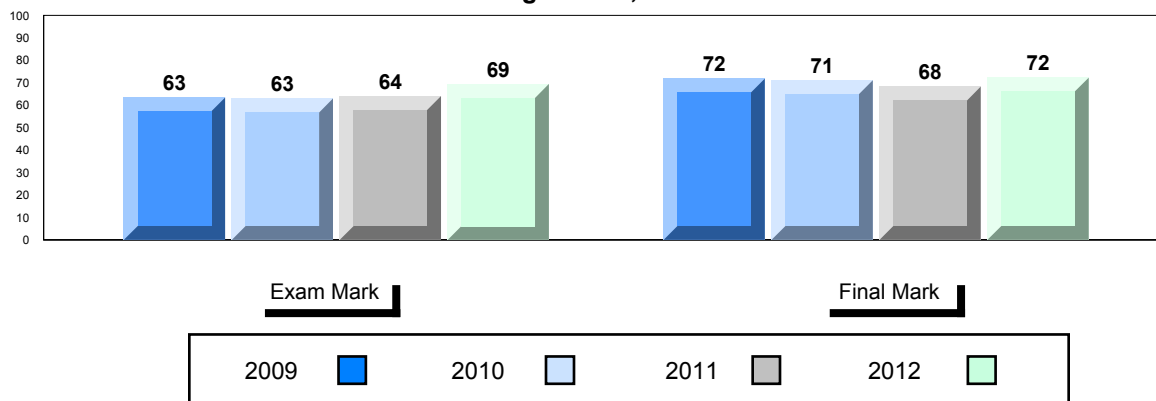
District 4 - Eastern

#311 - Mount Pearl Senior High, Mount Pearl

Grades: 10-12

Number of Students		50						
		Public Exam Mark	School vs District	School vs Province	Final Mark	School vs District	School vs Province	
Histoire Mondiale 3231	School	69.5	▼	▼	72.3	▼	▼	
	District	70.8						
	Province	70.8						
<u>Subtest</u>	School	72.3	▼	▼	74.9			
	District	76.6						
	Province	76.7						
WWI	School	69.7	▼	▼	74.7			
	District	69.9						
	Province	69.8						
Challenges and Changes	School	73.3	▼	▼				
	District	74.2						
	Province	74.3						
International Tensions (1930's and WWII)	School	58.4	▼	▼				
	District	62.0						
	Province	61.9						
Cold War	School	32.1	▼	▼				
	District	50.0						
	Province	49.7						
Regional Developments in Post WWII (5.1)	School	45.9	▼	▼				
	District	47.9						
	Province	47.6						
Regional Developments in Post WWII (5.2)	School	58.9	▼	▼				
	District	59.4						
	Province	59.1						
Challenges of the Modern Era	School	59.4						
	District	59.1						
	Province	59.1						

Average Score, 2009-2012

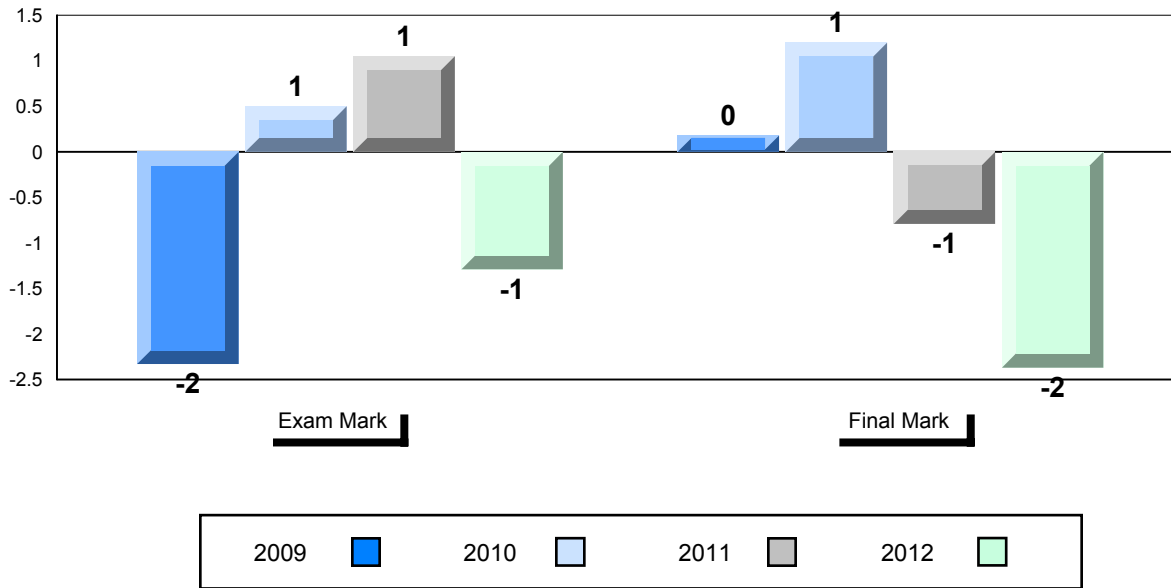


District 4 - Eastern

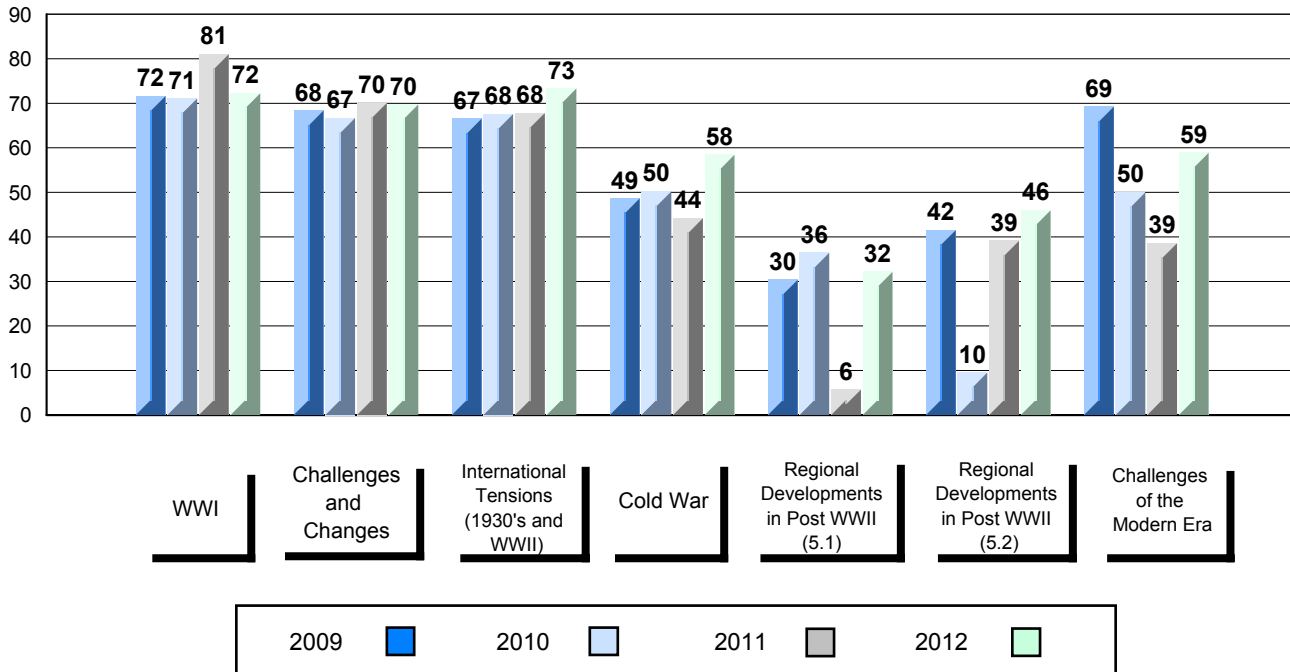
#311 - Mount Pearl Senior High, Mount Pearl

Grades: 10-12

Difference from Provincial Mean, 2009-2012



4 Year Public Exam (Subtest) Mark Trend 2009-2012



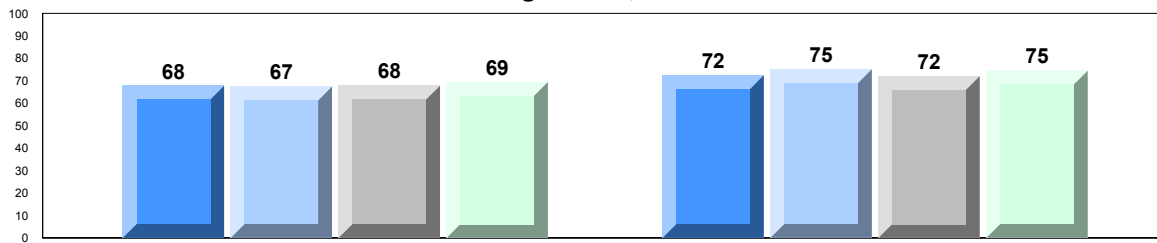
District 4 - Eastern

#313 - O'Donel High School, Mount Pearl

Grades: 10-12

Number of Students		32						
		Public Exam Mark	School vs District	School vs Province	Final Mark	School vs District	School vs Province	
Histoire Mondiale 3231	School	69.4	▼	▼	74.5	▼	▼	
	District	70.8						
	Province	70.8						
<u>Subtest</u>	School	77.2	▲	▲	74.9			
	District	76.6						
	Province	76.7						
WWI	School	67.3	▼	▼	74.7			
	District	69.9						
	Province	69.8						
Challenges and Changes	School	72.7	▼	▼				
	District	74.2						
	Province	74.3						
International Tensions (1930's and WWII)	School	65.1	▲	▲				
	District	62.0						
	Province	61.9						
Cold War	School	15.9	▼	▼				
	District	50.0						
	Province	49.7						
Regional Developments in Post WWII (5.1)	School	57.8	▲	▲				
	District	47.9						
	Province	47.6						
Regional Developments in Post WWII (5.2)	School	63.8	▲	▲				
	District	59.4						
	Province	59.1						
Challenges of the Modern Era	School	63.8	▲	▲				
	District	59.4						
	Province	59.1						

Average Score, 2009-2012


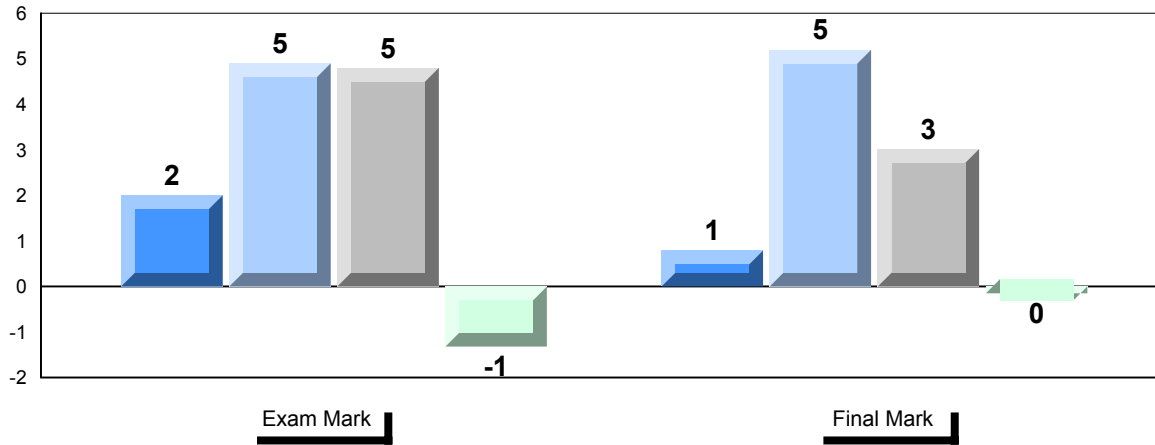


District 4 - Eastern

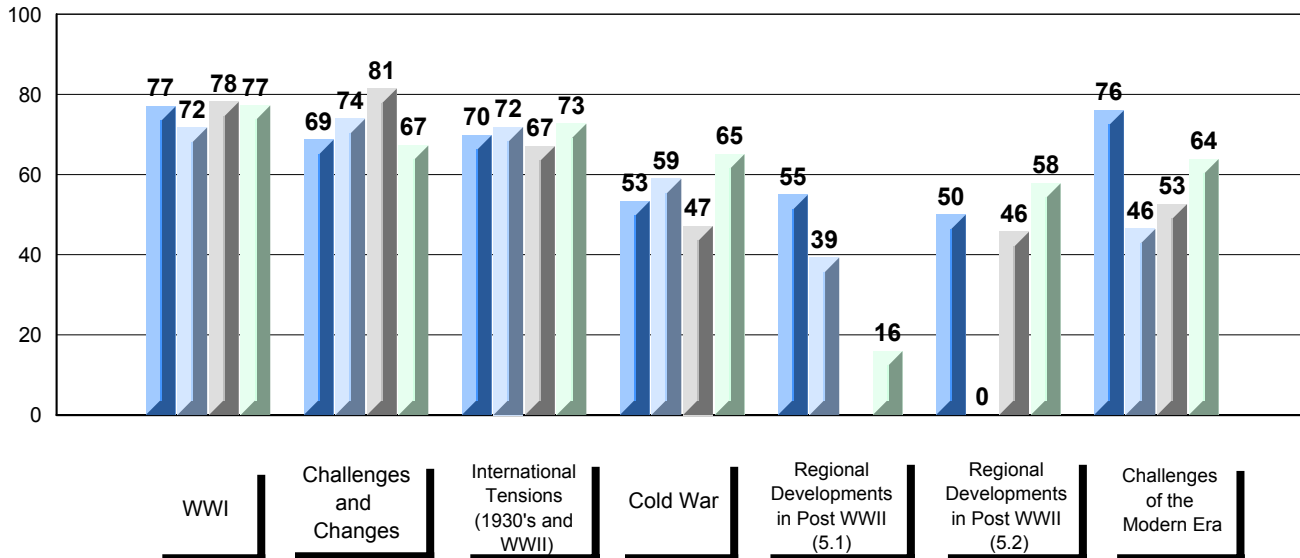
#313 - O'Donel High School, Mount Pearl

Grades: 10-12

Difference from Provincial Mean, 2009-2012



4 Year Public Exam (Subtest) Mark Trend 2009-2012



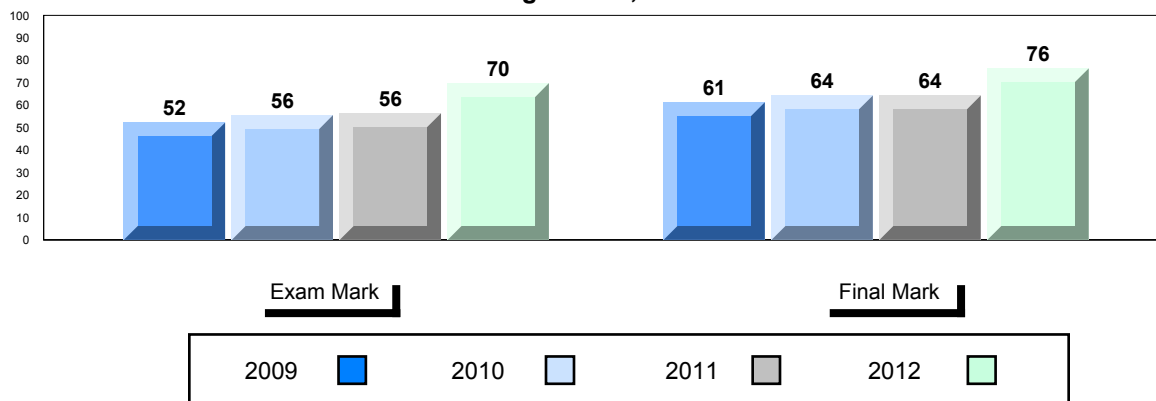
District 4 - Eastern

#327 - Bishops College High, St. John's


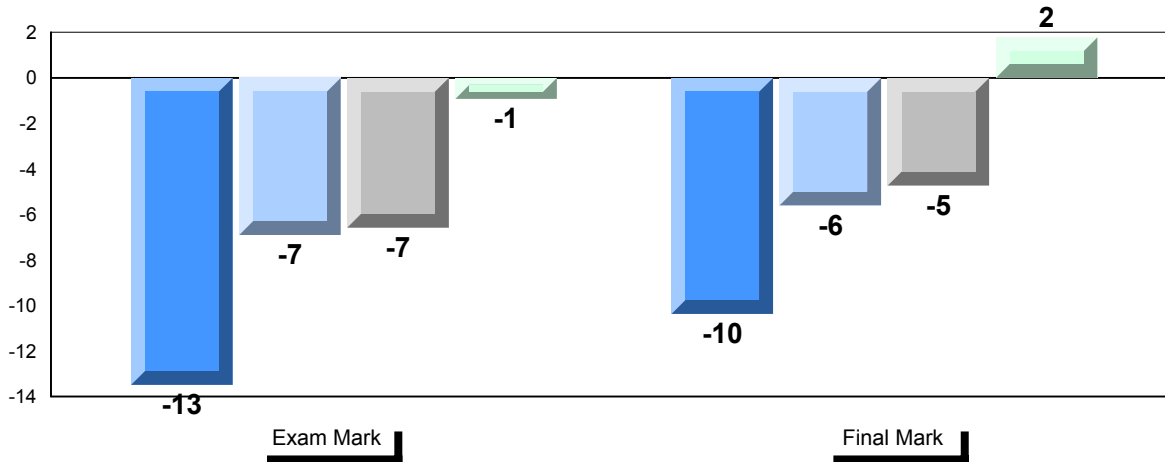
Grades: 10-12

Number of Students		12	Public Exam Mark			Final Mark		
			School vs District	School vs Province	School vs District	School vs Province		
Histoire Mondiale 3231	School	69.8	▼	▼	76.4	▲	74.9	74.7
	District	70.8						
	Province	70.8						
Subtest	School	78.4	▲	▲				
	District	76.6						
	Province	76.7						
WWI	School	69.2	▼	▼				
	District	69.9						
	Province	69.8						
Challenges and Changes	School	69.2	▼	▼				
	District	69.9						
	Province	69.8						
International Tensions (1930's and WWII)	School	75.3	▲	▲				
	District	74.2						
	Province	74.3						
Cold War	School	53.6	▼	▼				
	District	62.0						
	Province	61.9						
Regional Developments in Post WWII (5.1)	School	56.0	▲	▲				
	District	50.0						
	Province	49.7						
Regional Developments in Post WWII (5.2)	School	63.1	▲	▲				
	District	47.9						
	Province	47.6						
Challenges of the Modern Era	School	54.8	▼	▼				
	District	59.4						
	Province	59.1						


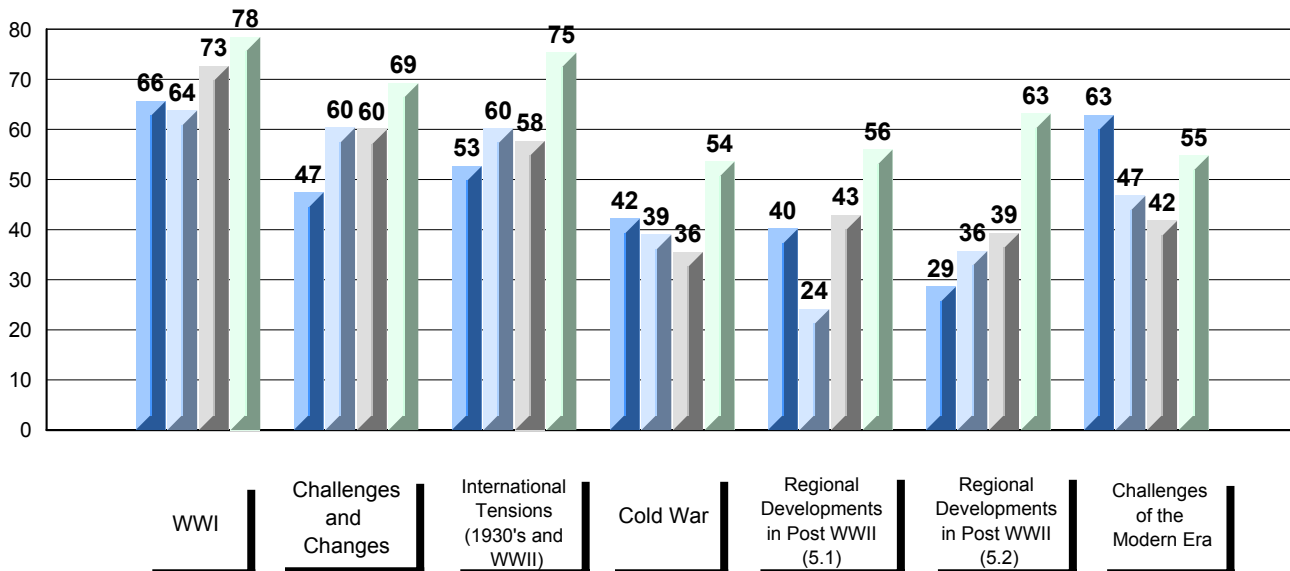
Average Score, 2009-2012



Difference from Provincial Mean, 2009-2012



4 Year Public Exam (Subtest) Mark Trend 2009-2012



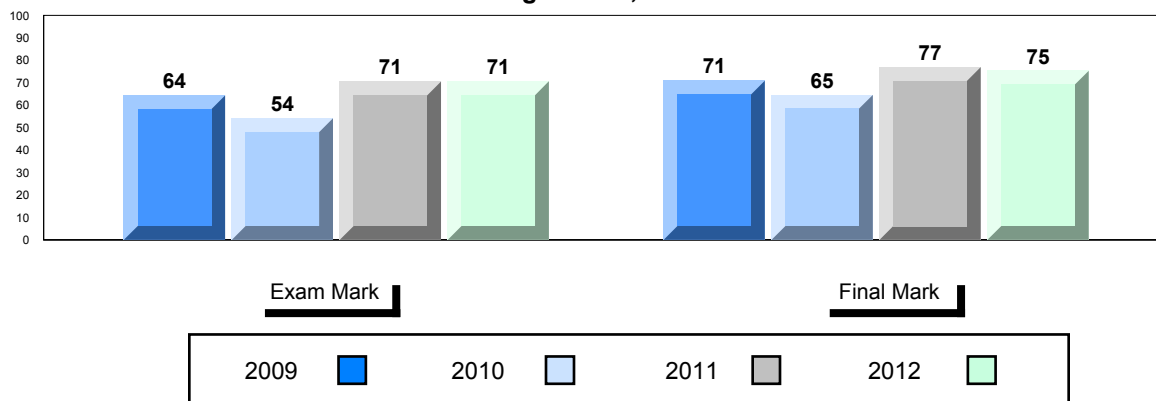
District 4 - Eastern

#328 - Booth Memorial High School, St. John's

Grades: 9-12

Number of Students		15	Public Exam Mark			Final Mark		
			School vs District	School vs Province	School vs District	School vs Province		
Histoire Mondiale 3231	School	70.7	▼	▼	75.3	▲	▲	
	District	70.8			74.9			
	Province	70.8			74.7			
Subtest								
WWI	School	75.8	▼	▼				
	District	76.6						
	Province	76.7						
Challenges and Changes	School	72.3	▲	▲				
	District	69.9						
	Province	69.8						
International Tensions (1930's and WWII)	School	74.0	▼	▼				
	District	74.2						
	Province	74.3						
Cold War	School	57.4	▼	▼				
	District	62.0						
	Province	61.9						
Regional Developments in Post WWII (5.1)	School	51.0	▲	▲				
	District	50.0						
	Province	49.7						
Regional Developments in Post WWII (5.2)	School							
	District	47.9						
	Province	47.6						
Challenges of the Modern Era	School	58.6	▼	▼				
	District	59.4						
	Province	59.1						

Average Score, 2009-2012


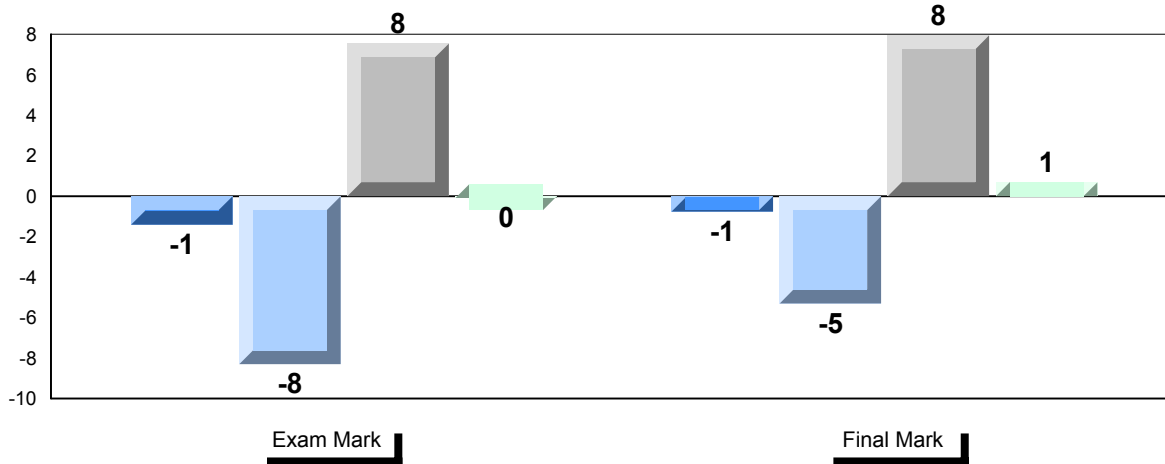


District 4 - Eastern

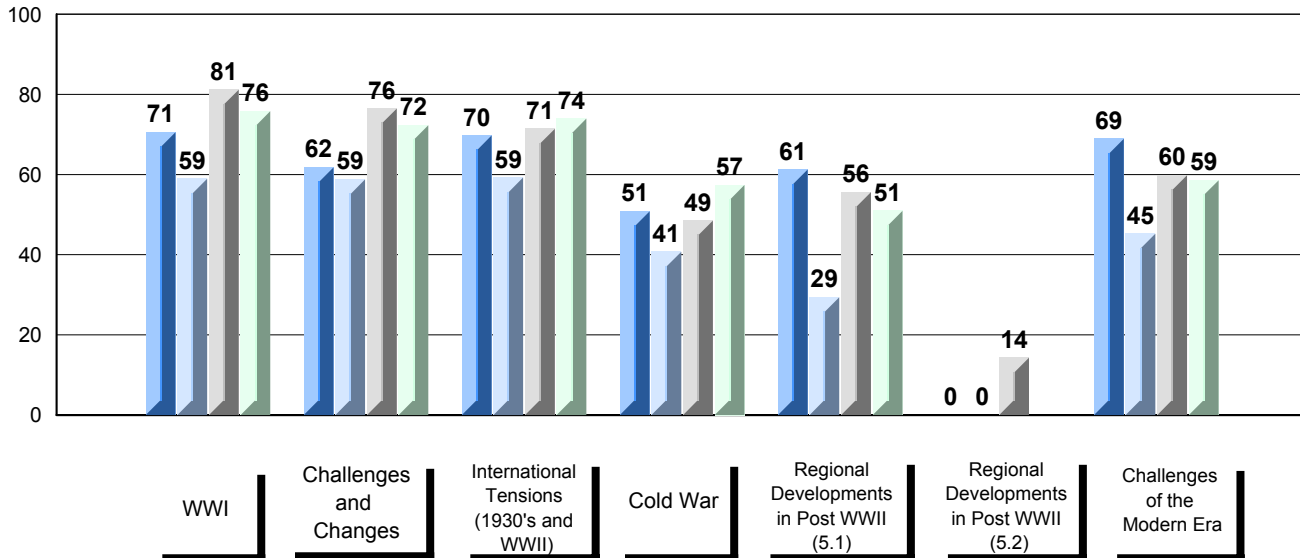
#328 - Booth Memorial High School, St. John's

Grades: 9-12

Difference from Provincial Mean, 2009-2012



4 Year Public Exam (Subtest) Mark Trend 2009-2012



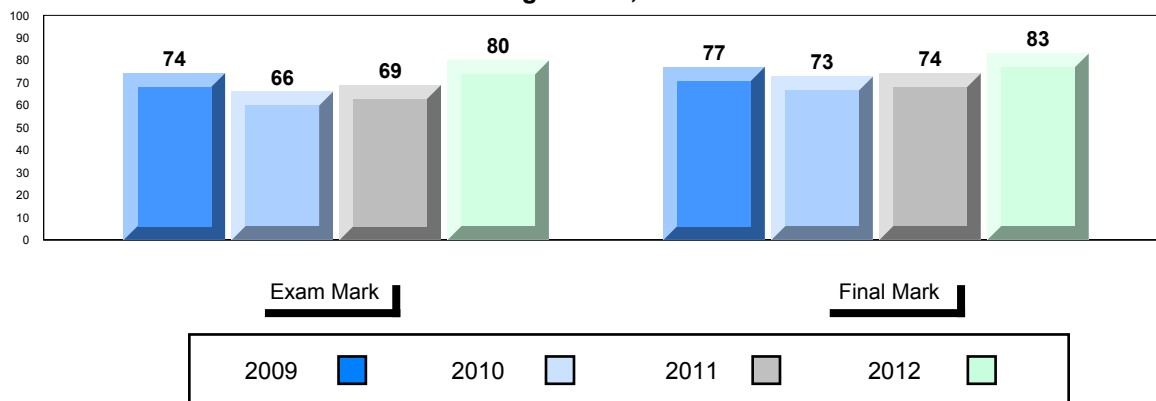
District 4 - Eastern

#336 - Gonzaga Regional High, St. John's

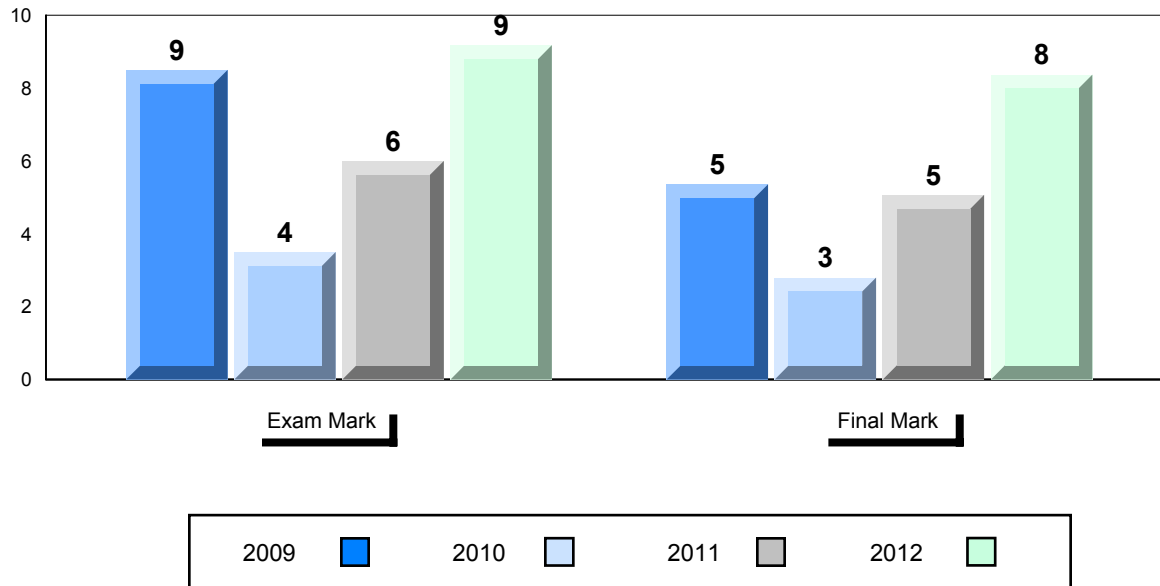
Grades: 10-12

Number of Students		46	Public Exam Mark			Final Mark					
			School vs District	School vs Province	School vs District	School vs Province					
Histoire Mondiale 3231	School	79.9	▲	▲	83.0	▲	▲				
	District	70.8							74.9		
	Province	70.8							74.7		
Subtest	School	86.7	▲	▲							
	District	76.6									
	Province	76.7									
WWI	School	79.4	▲	▲							
	District	69.9									
	Province	69.8									
Challenges and Changes	School	80.6	▲	▲							
	District	74.2									
	Province	74.3									
International Tensions (1930's and WWII)	School	77.0	▲	▲							
	District	62.0									
	Province	61.9									
Cold War	School	65.4	▲	▲							
	District	50.0									
	Province	49.7									
Regional Developments in Post WWII (5.1)	School	47.9									
	District	47.6									
	Province	47.6									
Regional Developments in Post WWII (5.2)	School	73.5	▲	▲							
	District	59.4									
	Province	59.1									

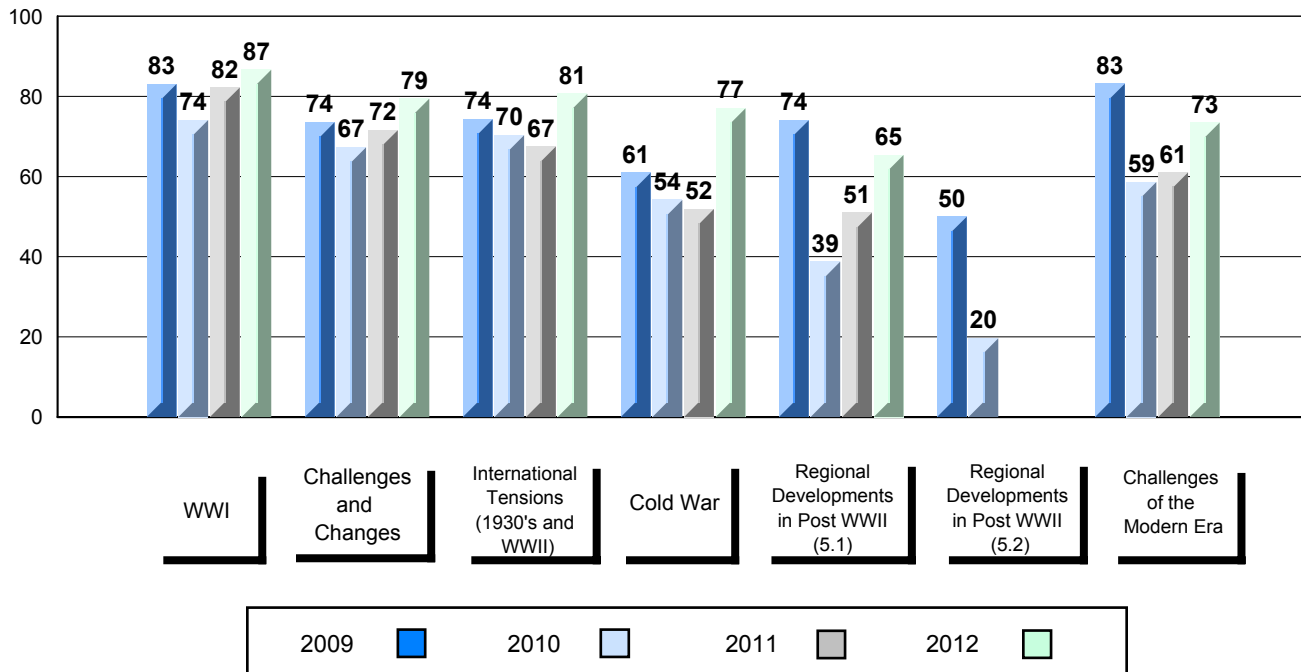
Average Score, 2009-2012



Difference from Provincial Mean, 2009-2012



4 Year Public Exam (Subtest) Mark Trend 2009-2012



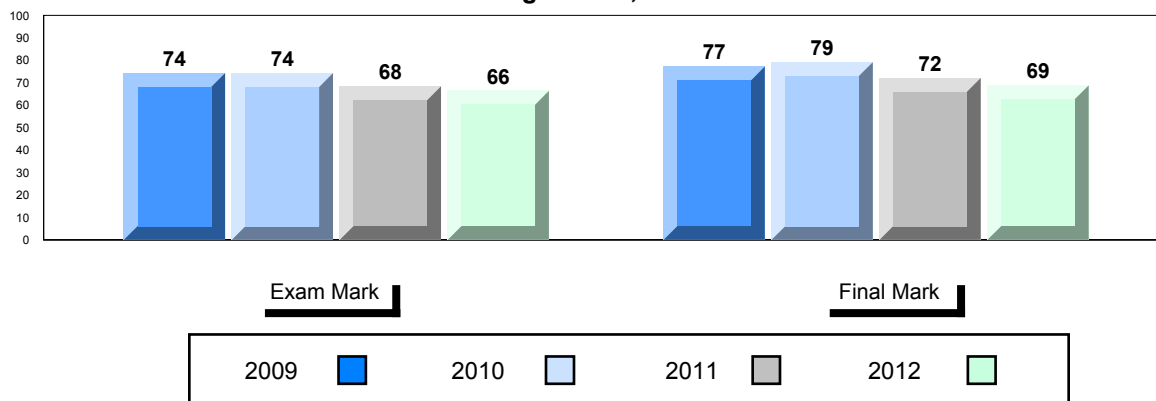
District 4 - Eastern

#340 - Holy Heart of Mary Regional High, St. John's

Grades: 10-12

Number of Students		43								
		Public Exam Mark	School vs District	School vs Province	Final Mark	School vs District	School vs Province			
Histoire Mondiale 3231	School	66.4	▼	▼	68.9	▼	▼			
	District	70.8						74.9		
	Province	70.8						74.7		
<u>Subtest</u>										
WWI	School	77.0	▲	▲						
	District	76.6								
	Province	76.7								
Challenges and Changes	School	59.9	▼	▼						
	District	69.9								
	Province	69.8								
International Tensions (1930's and WWII)	School	68.4	▼	▼						
	District	74.2								
	Province	74.3								
Cold War	School	56.6	▼	▼						
	District	62.0								
	Province	61.9								
Regional Developments in Post WWII (5.1)	School	39.3	▼	▼						
	District	50.0								
	Province	49.7								
Regional Developments in Post WWII (5.2)	School	59.8	▲	▲						
	District	47.9								
	Province	47.6								
Challenges of the Modern Era	School	57.5	▼	▼						
	District	59.4								
	Province	59.1								

Average Score, 2009-2012

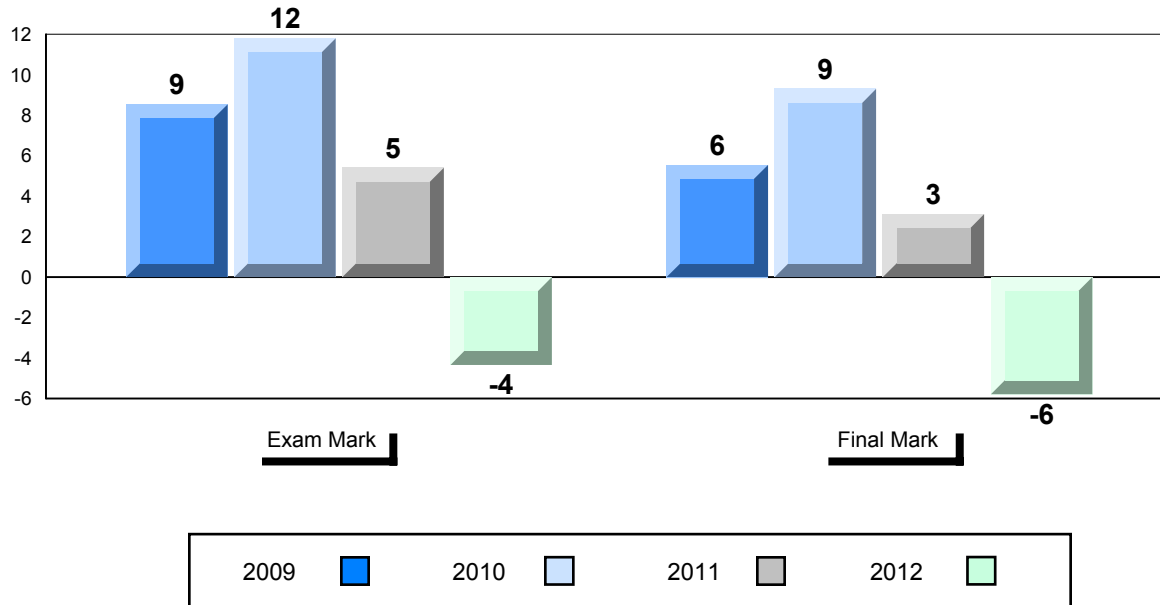


District 4 - Eastern

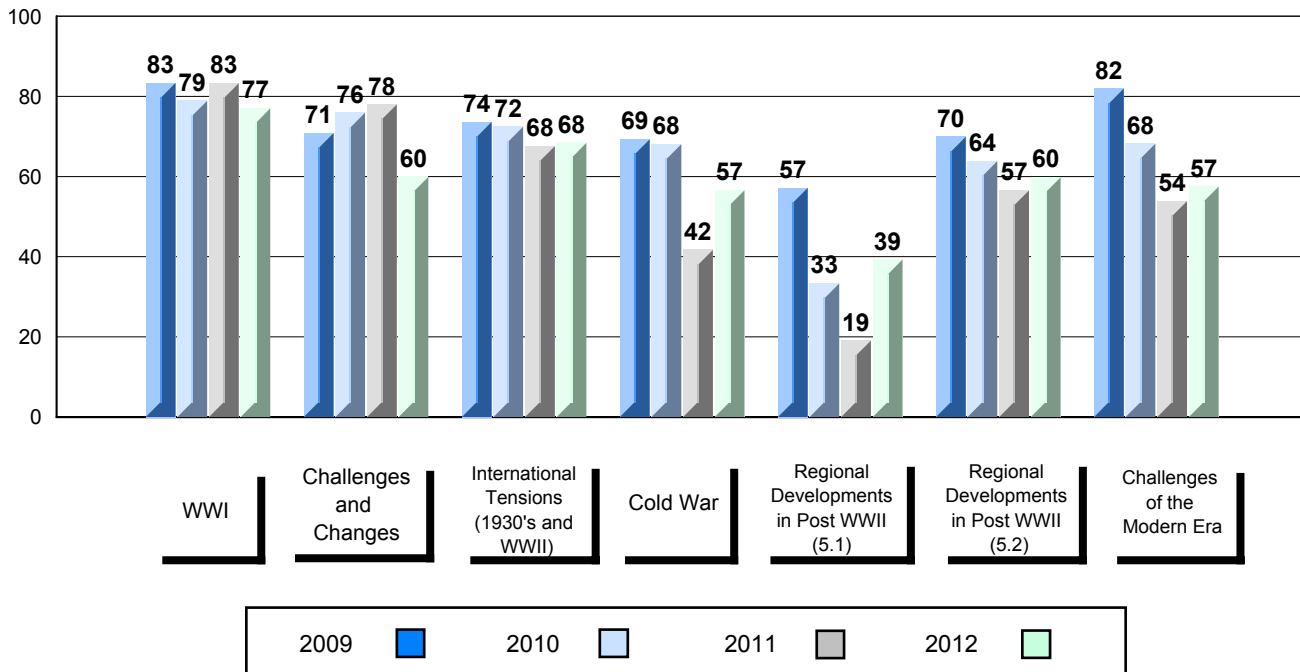
#340 - Holy Heart of Mary Regional High, St. John's

Grades: 10-12

Difference from Provincial Mean, 2009-2012



4 Year Public Exam (Subtest) Mark Trend 2009-2012



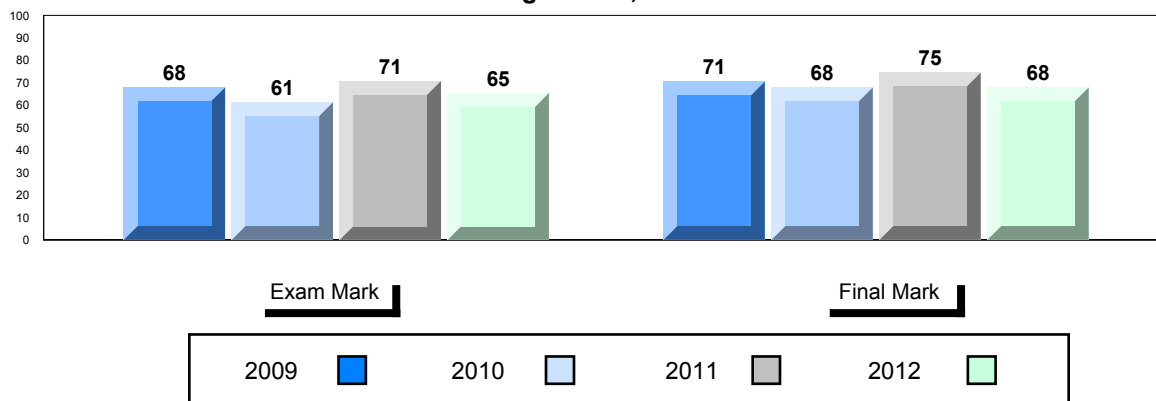
District 4 - Eastern

#347 - Prince of Wales Collegiate, St. John's


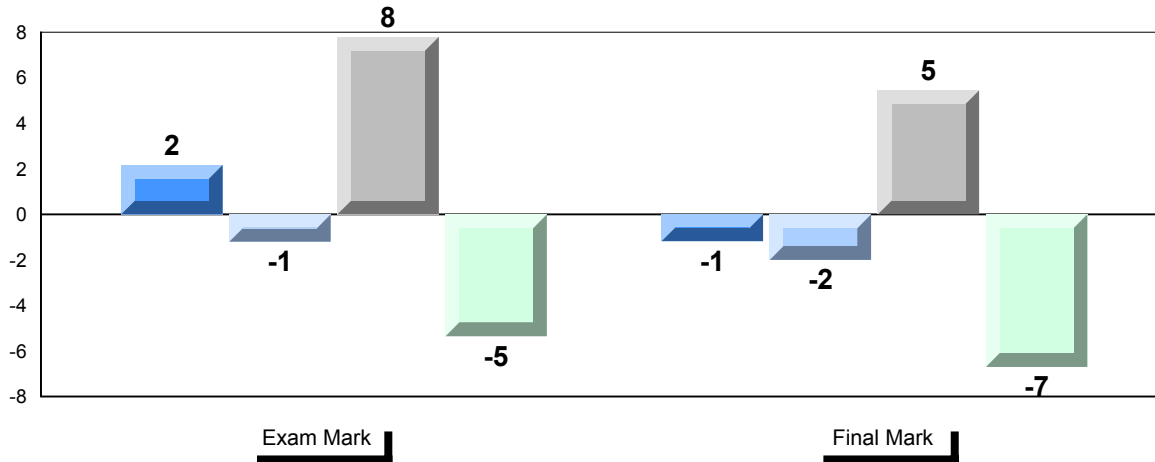
Grades: 10-12

Number of Students		22								
		Public Exam Mark	School vs District	School vs Province	Final Mark	School vs District	School vs Province			
Histoire Mondiale 3231	School	65.4	▼	▼	68.0	▼	▼			
	District	70.8						74.9		
	Province	70.8						74.7		
<u>Subtest</u>	School	77.0	▲	▲						
	District	76.6								
	Province	76.7								
WWI	School	65.7	▼	▼						
	District	69.9								
	Province	69.8								
Challenges and Changes	School	71.8	▼	▼						
	District	74.2								
	Province	74.3								
International Tensions (1930's and WWII)	School	49.2	▼	▼						
	District	62.0								
	Province	61.9								
Cold War	School	29.9	▼	▼						
	District	50.0								
	Province	49.7								
Regional Developments in Post WWII (5.1)	School	7.1	▼	▼						
	District	47.9								
	Province	47.6								
Regional Developments in Post WWII (5.2)	School	53.3	▼	▼						
	District	59.4								
	Province	59.1								

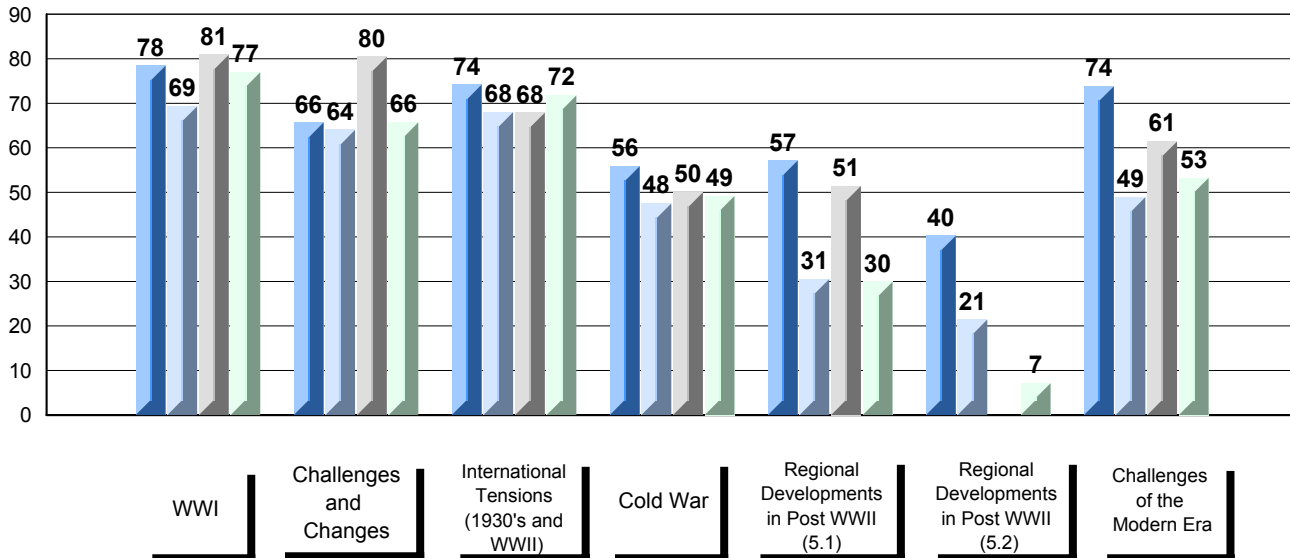
Average Score, 2009-2012



Difference from Provincial Mean, 2009-2012



4 Year Public Exam (Subtest) Mark Trend 2009-2012



District 4 - Eastern

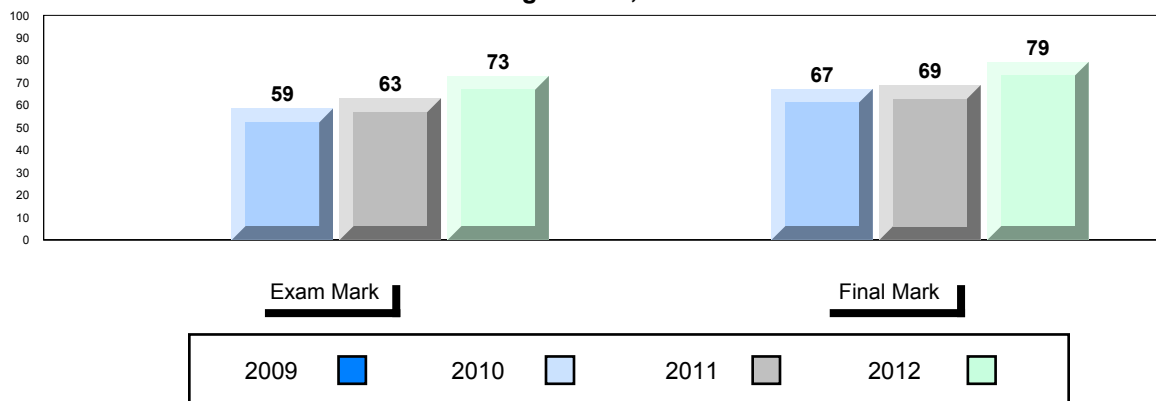
#368 - Holy Trinity High, Torbay

Grades: 7-12

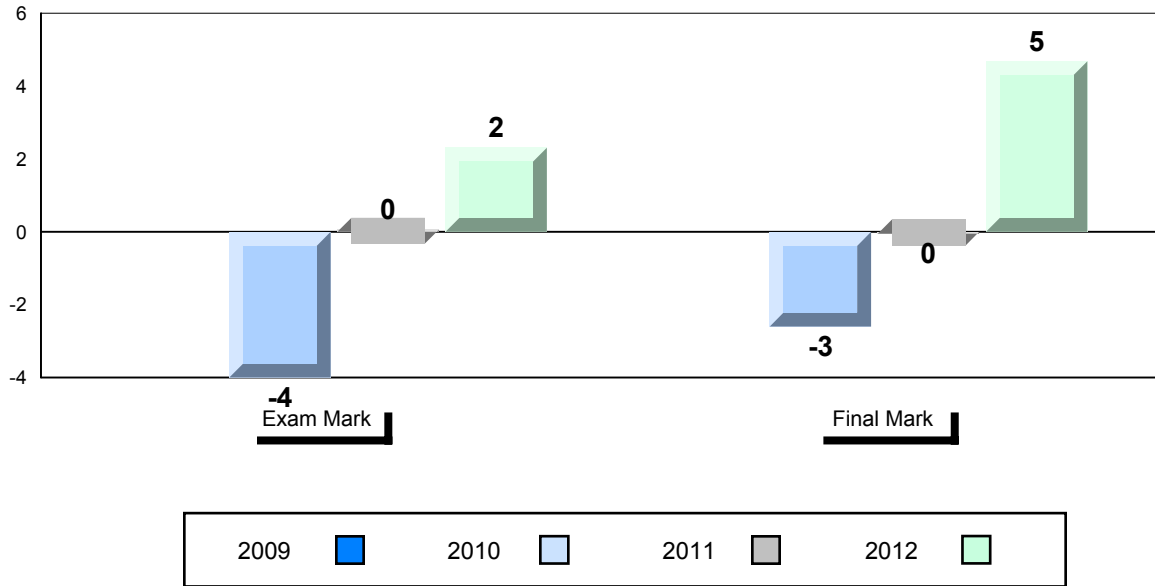
Number of Students 15

		Public Exam Mark	School vs District	School vs Province	Final Mark	School vs District	School vs Province
Histoire Mondiale 3231	School	73.1	▲	▲	79.3	▲	▲
	District	70.8					
	Province	70.8					
<u>Subtest</u>	School	77.0	▲	▲			
	District	76.6					
	Province	76.7					
WWI	School	83.3	▲	▲			
	District	69.9					
	Province	69.8					
Challenges and Changes	School	73.5	▼	▼			
	District	74.2					
	Province	74.3					
International Tensions (1930's and WWII)	School	67.1	▲	▲			
	District	62.0					
	Province	61.9					
Cold War	School	41.9	▼	▼			
	District	50.0					
	Province	49.7					
Regional Developments in Post WWII (5.1)	School	47.9					
	District	47.9					
	Province	47.6					
Regional Developments in Post WWII (5.2)	School	62.4	▲	▲			
	District	59.4					
	Province	59.1					
Challenges of the Modern Era	School	62.4	▲	▲			
	District	59.4					
	Province	59.1					

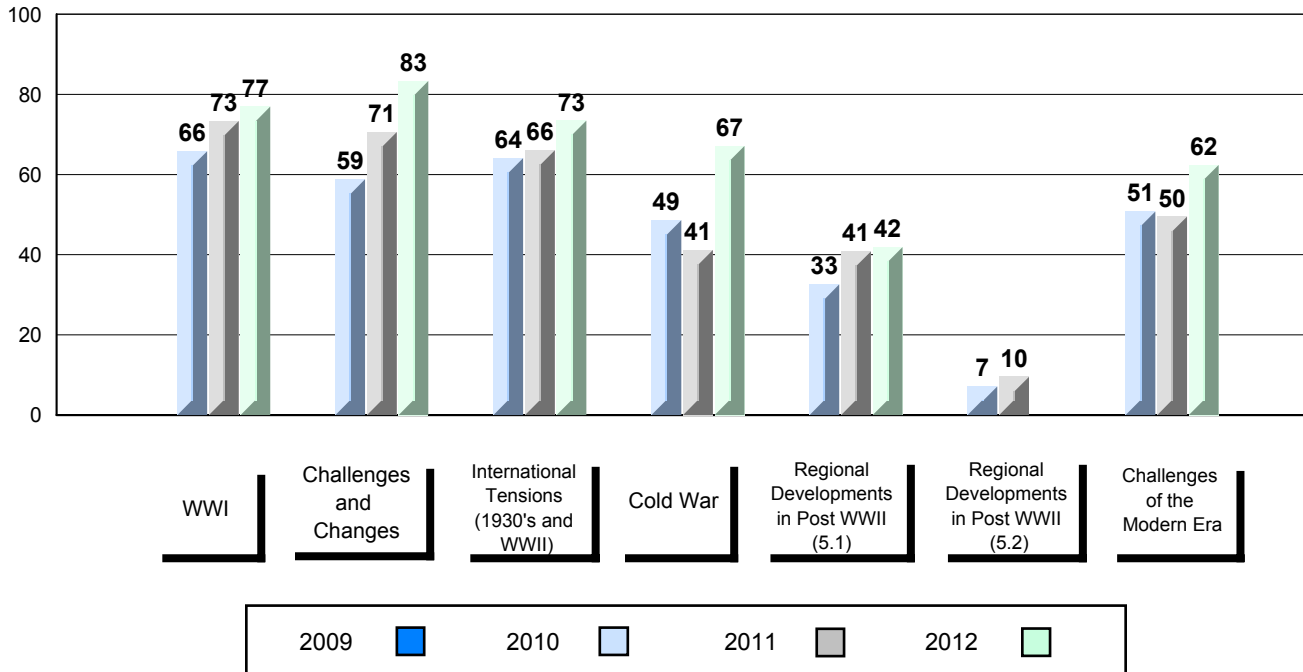
Average Score, 2009-2012



Difference from Provincial Mean, 2009-2012



4 Year Public Exam (Subtest) Mark Trend 2009-2012



District 5 - Conseil scolaire francophone

#472 - École Boréale, Happy Valley - Goose Bay

Grades: K-8,11

Number of Students 1

Histoire Mondiale 3231
 School
 District
 Province

Subtest
WWI
 School
 District
 Province

Challenges and Changes
 School
 District
 Province

International Tensions (1930's and WWII)
 School
 District
 Province

Cold War
 School
 District
 Province

Regional Developments in Post WWII (5.1)
 School
 District
 Province

Regional Developments in Post WWII (5.2)
 School
 District
 Province

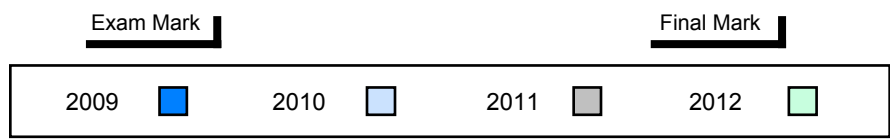
Challenges of the Modern Era
 School
 District
 Province

Public Exam Mark	School vs District	School vs Province
<i>School data with 5 or fewer students withheld for reasons of confidentiality.</i>		

Final Mark	School vs District	School vs Province
<i>School data with 5 or fewer students withheld for reasons of confidentiality.</i>		

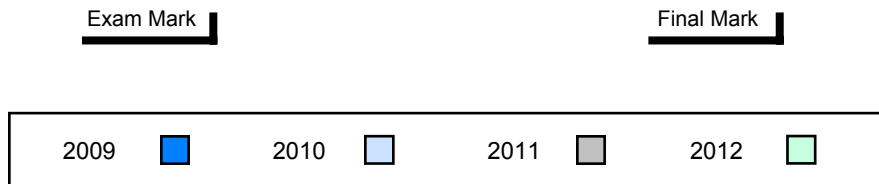
Average Score, 2009-2012

School data with 5 or fewer students withheld for reasons of confidentiality.



Difference from Provincial Mean, 2009-2012

School data with 5 or fewer students withheld for reasons of confidentiality.



4 Year Public Exam (Subtest) Mark Trend 2009-2012

School data with 5 or fewer students withheld for reasons of confidentiality.

