

District 1 - Labrador

#010 - Menihok High School, Labrador City

Grades: 8-12

Number of Students

26

World History 3201

Subtest

WWI

Challenges and Changes

International Tensions (1930's and WWII)

Cold War

Regional Developments in Post WWII (5.1)

Regional Developments in Post WWII (5.2)

Challenges of the Modern Era

School
District
Province

School
District
Province

School
District
Province

School
District
Province

School
District
Province

School
District
Province

School
District
Province

School
District
Province

Public Exam Mark

School vs District

School vs Province

61.9
61.3
67.2



68.8
69.5
71.7



58.5
57.8
65.2



62.7
62.5
70.0



52.8
49.6
53.3



34.3
37.5
45.8



6.1
5.4
41.3



60.4
62.7
65.7



Final Mark

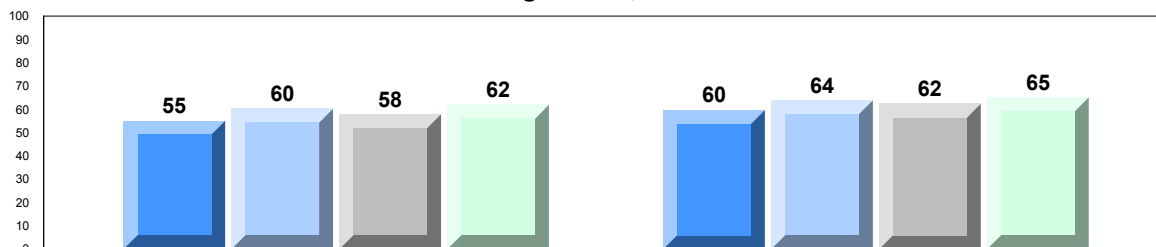
School vs District

School vs Province

65.1
65.2
70.5



Average Score, 2009-2012



Exam Mark

Final Mark


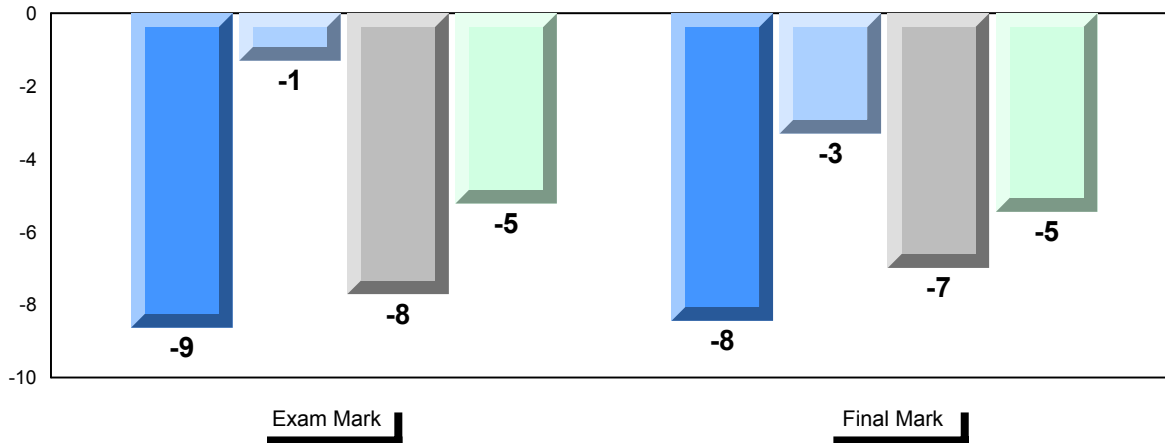


District 1 - Labrador

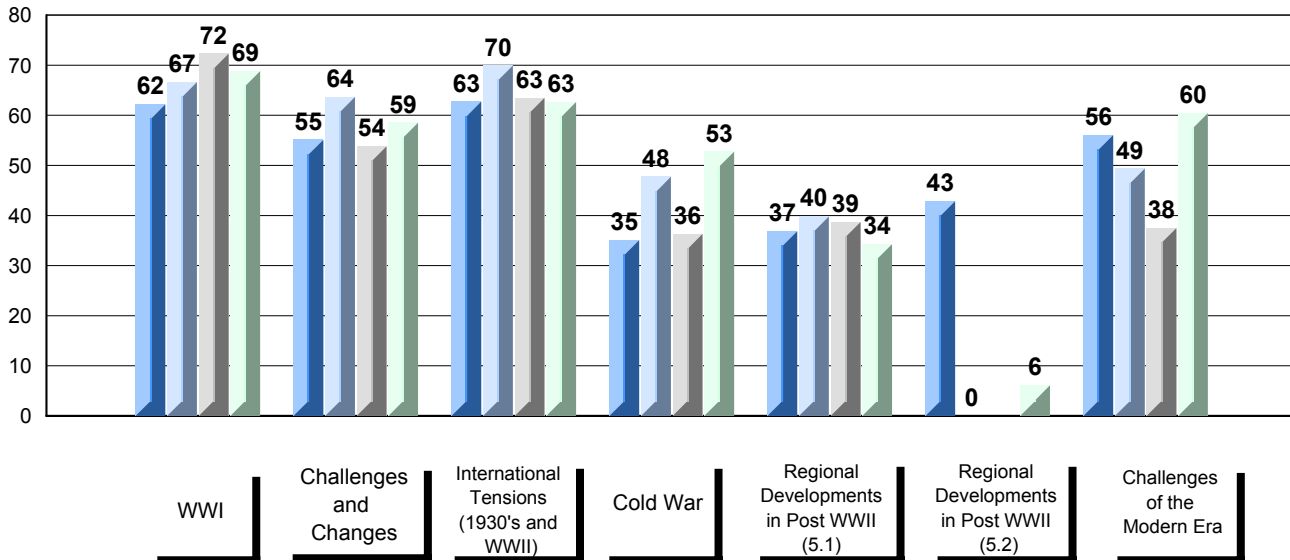
#010 - Menihek High School, Labrador City

Grades: 8-12

Difference from Provincial Mean, 2009-2012



4 Year Public Exam (Subtest) Mark Trend 2009-2012



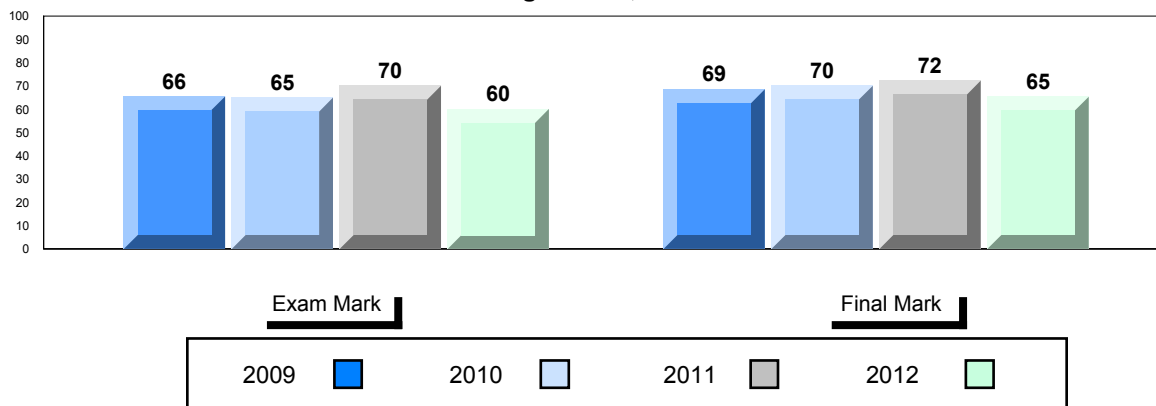
District 1 - Labrador

#477 - Mealy Mountain Collegiate, Happy Valley-Goose Bay

Grades: 8-12

Number of Students		14	Public Exam Mark			Final Mark		
			School vs District	School vs Province	School vs District	School vs Province		
World History 3201	School	60.1	▼	▼	65.4	▲	▼	70.5
	District	61.3						
	Province	67.2						
Subtest	School	70.8	▲	▼				
	District	69.5						
	Province	71.7						
WWI	School	56.5	▼	▼				
	District	57.8						
	Province	65.2						
Challenges and Changes	School	62.1	▼	▼				
	District	62.5						
	Province	70.0						
International Tensions (1930's and WWII)	School	43.9	▼	▼				
	District	49.6						
	Province	53.3						
Cold War	School	43.4	▲	▼				
	District	37.5						
	Province	45.8						
Regional Developments in Post WWII (5.1)	School	5.4						
	District	5.4						
	Province	41.3						
Regional Developments in Post WWII (5.2)	School	66.8	▲	▲				
	District	62.7						
	Province	65.7						

Average Score, 2009-2012


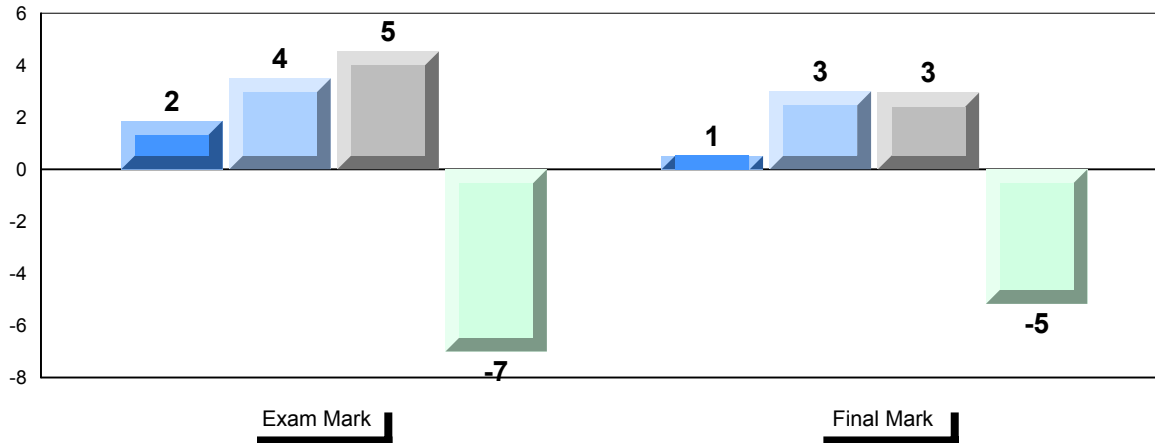


District 1 - Labrador

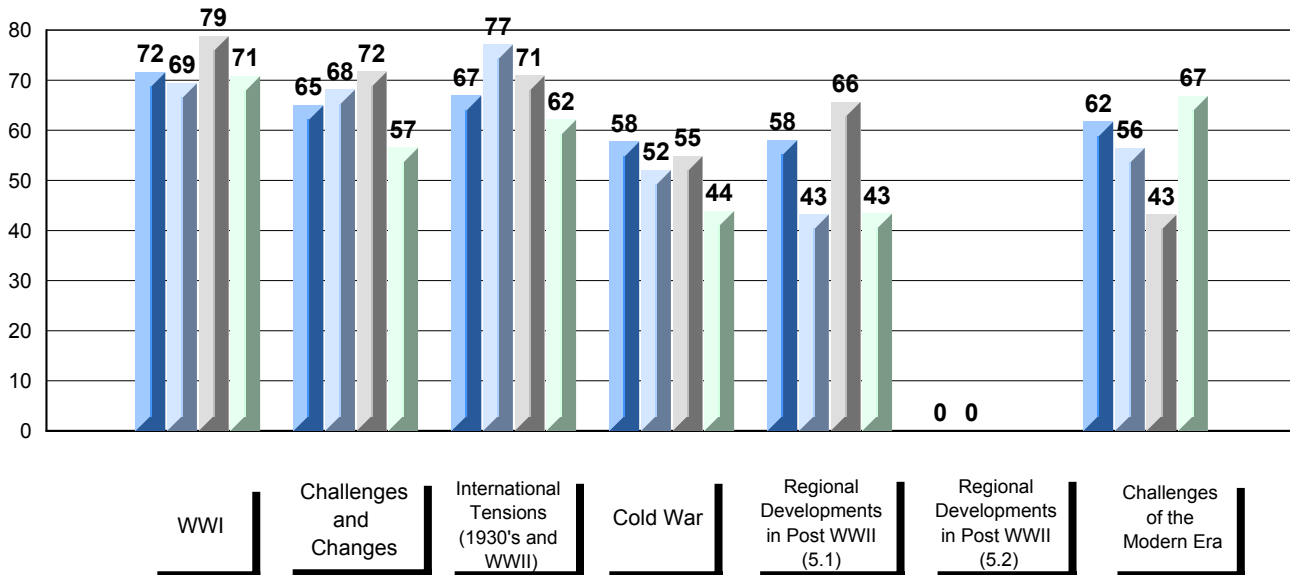
#477 - Mealy Mountain Collegiate, Happy Valley-Goose Bay

Grades: 8-12

Difference from Provincial Mean, 2009-2012



4 Year Public Exam (Subtest) Mark Trend 2009-2012



District 2 - Western

#052 - Harriot Curtis Collegiate, St. Anthony

Grades: 8-12

		Public Exam Mark	School vs District	School vs Province	Final Mark	School vs District	School vs Province
Number of Students	5	<i>School data with 5 or fewer students withheld for reasons of confidentiality.</i>		<i>School data with 5 or fewer students withheld for reasons of confidentiality.</i>			
World History 3201	School						
	District						
	Province						
<u>Subtest</u>	School						
WWI	District						
	Province						
Challenges and Changes	School						
	District						
	Province						
International Tensions (1930's and WWII)	School						
	District						
	Province						
Cold War	School						
	District						
	Province						
Regional Developments in Post WWII (5.1)	School						
	District						
	Province						
Regional Developments in Post WWII (5.2)	School						
	District						
	Province						
Challenges of the Modern Era	School						
	District						
	Province						

Average Score, 2009-2012

School data with 5 or fewer students withheld for reasons of confidentiality.



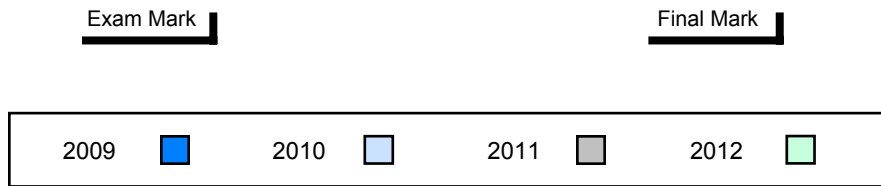
District 2 - Western

#052 - Harriot Curtis Collegiate, St. Anthony

Grades: 8-12

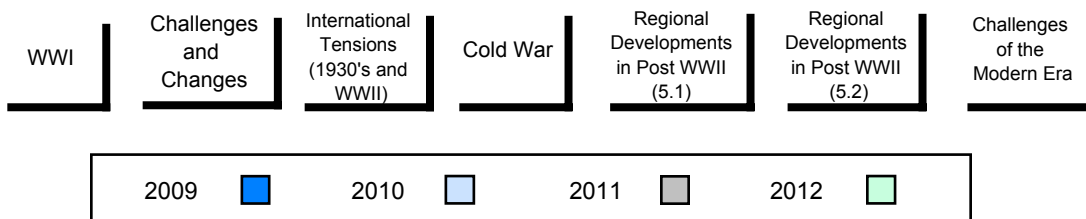
Difference from Provincial Mean, 2009-2012

School data with 5 or fewer students withheld for reasons of confidentiality.



4 Year Public Exam (Subtest) Mark Trend 2009-2012

School data with 5 or fewer students withheld for reasons of confidentiality.



District 2 - Western

#083 - Pasadena Academy, Pasadena

Grades: 7-12

Number of Students

8

World History 3201

Subtest

WWI

Challenges and Changes

International Tensions (1930's and WWII)

Cold War

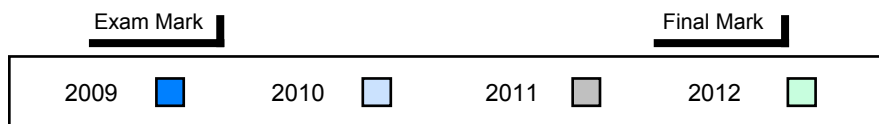
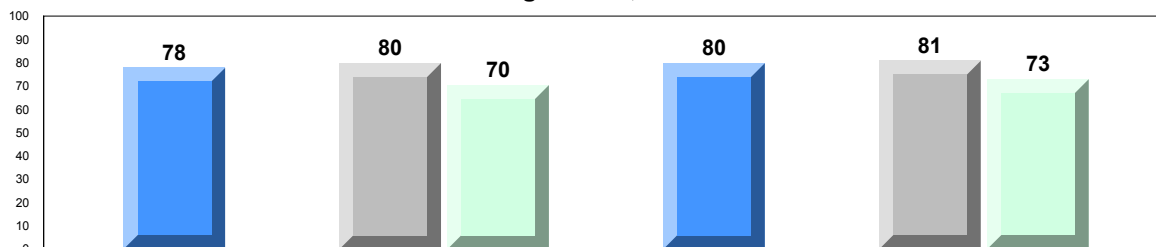
Regional Developments in Post WWII (5.1)

Regional Developments in Post WWII (5.2)

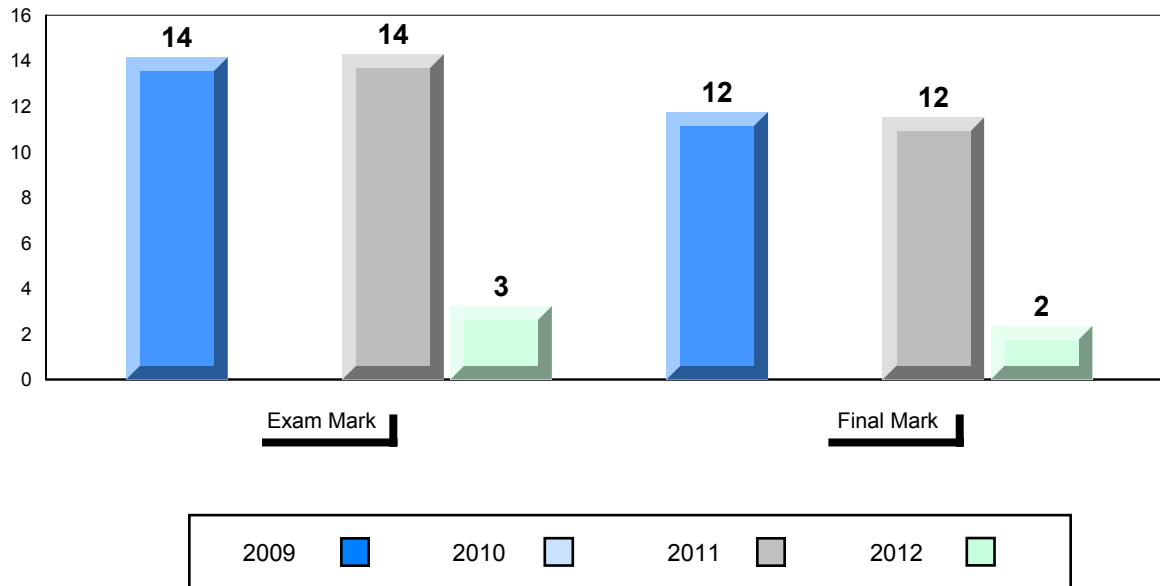
Challenges of the Modern Era

		Public Exam Mark	School vs District	School vs Province	Final Mark	School vs District	School vs Province
	School	70.4	▲	▲	72.9	▲	▲
	District	67.8					
	Province	67.2					
WWI	School	81.5	▲	▲			
	District	74.2					
	Province	71.7					
Challenges and Changes	School	67.9	▲	▲			
	District	62.7					
	Province	65.2					
International Tensions (1930's and WWII)	School	70.7	▼	▲			
	District	71.9					
	Province	70.0					
Cold War	School	52.7	▲	▼			
	District	52.7					
	Province	53.3					
Regional Developments in Post WWII (5.1)	School	58.9	▲	▲			
	District	49.3					
	Province	45.8					
Regional Developments in Post WWII (5.2)	School						
	District						
	Province	41.3					
Challenges of the Modern Era	School	77.7	▲	▲			
	District	65.7					
	Province	65.7					

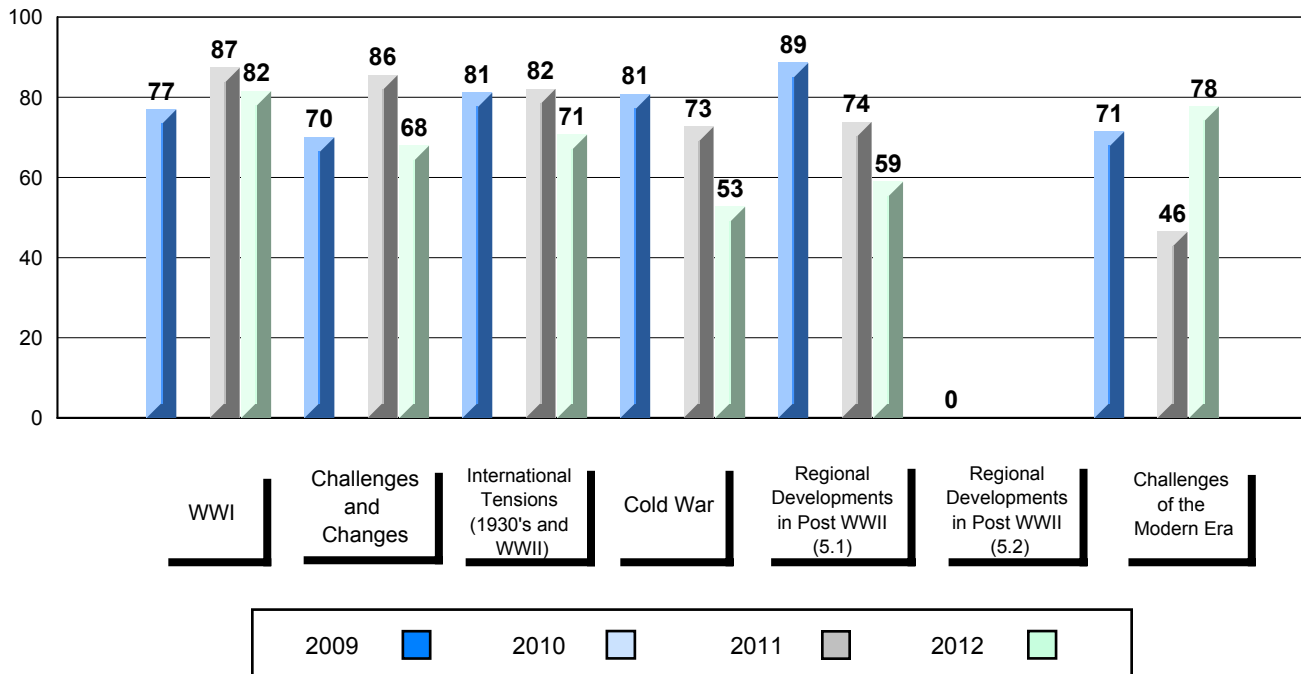
Average Score, 2009-2012



Difference from Provincial Mean, 2009-2012



4 Year Public Exam (Subtest) Mark Trend 2009-2012



District 2 - Western

#089 - Jakeman All Grade, Trout River

Grades: K-12

Number of Students

1

Public Exam Mark

School vs District	School vs Province
--------------------	--------------------

Final Mark

School vs District	School vs Province
--------------------	--------------------

World History 3201

School
District
Province

School data with 5 or fewer students withheld for reasons of confidentiality.

School data with 5 or fewer students withheld for reasons of confidentiality.

Subtest

WWI

School
District
Province

Challenges and Changes

School
District
Province

International Tensions (1930's and WWII)

School
District
Province

Cold War

School
District
Province

Regional Developments in Post WWII (5.1)

School
District
Province

Regional Developments in Post WWII (5.2)

School
District
Province

Challenges of the Modern Era

School
District
Province

Average Score, 2009-2012

School data with 5 or fewer students withheld for reasons of confidentiality.

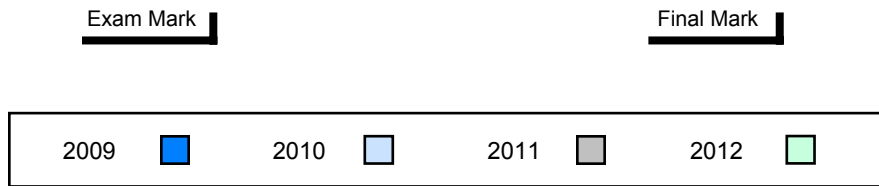
Exam Mark

Final Mark



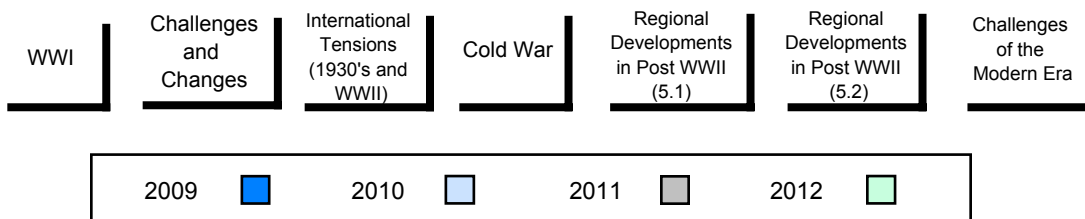
Difference from Provincial Mean, 2009-2012

School data with 5 or fewer students withheld for reasons of confidentiality.



4 Year Public Exam (Subtest) Mark Trend 2009-2012

School data with 5 or fewer students withheld for reasons of confidentiality.



District 2 - Western

#113 - St. Boniface All Grade, Ramea

Grades: K-12

Number of Students

1

Public Exam Mark

School vs District	School vs Province
--------------------	--------------------

Final Mark

School vs District	School vs Province
--------------------	--------------------

World History 3201

School
District
Province

School data with 5 or fewer students withheld for reasons of confidentiality.

School data with 5 or fewer students withheld for reasons of confidentiality.

Subtest

WWI

School
District
Province

Challenges and Changes

School
District
Province

International Tensions (1930's and WWII)

School
District
Province

Cold War

School
District
Province

Regional Developments in Post WWII (5.1)

School
District
Province

Regional Developments in Post WWII (5.2)

School
District
Province

Challenges of the Modern Era

School
District
Province

Average Score, 2009-2012

School data with 5 or fewer students withheld for reasons of confidentiality.

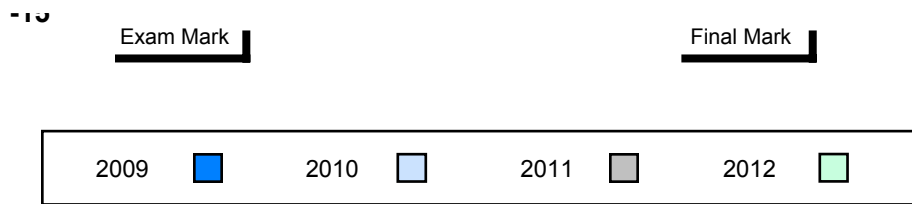
Exam Mark

Final Mark



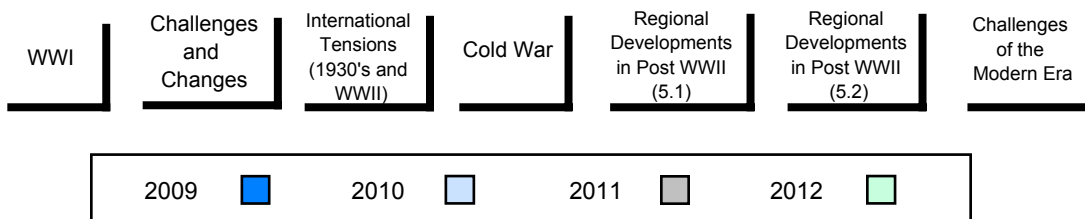
Difference from Provincial Mean, 2009-2012

School data with 5 or fewer students withheld for reasons of confidentiality.



4 Year Public Exam (Subtest) Mark Trend 2009-2012

School data with 5 or fewer students withheld for reasons of confidentiality.



District 2 - Western

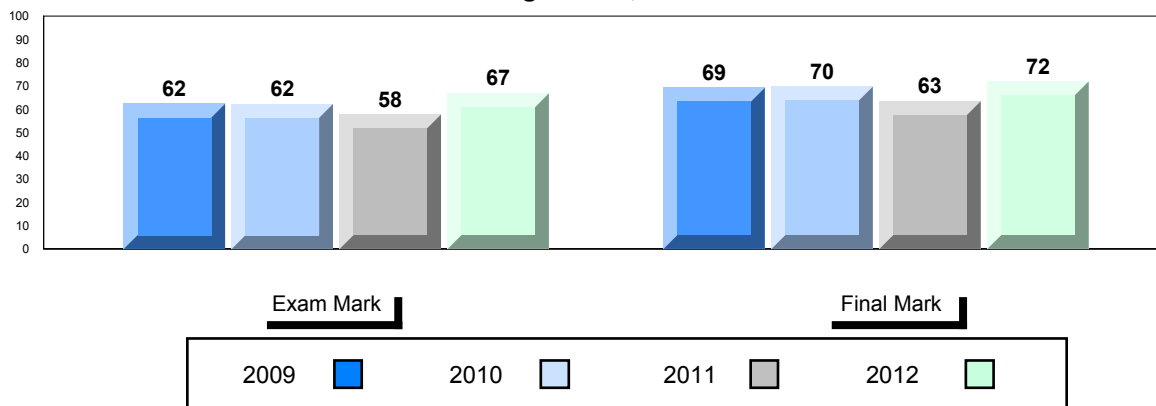
#119 - Stephenville High, Stephenville

Grades: 9-12

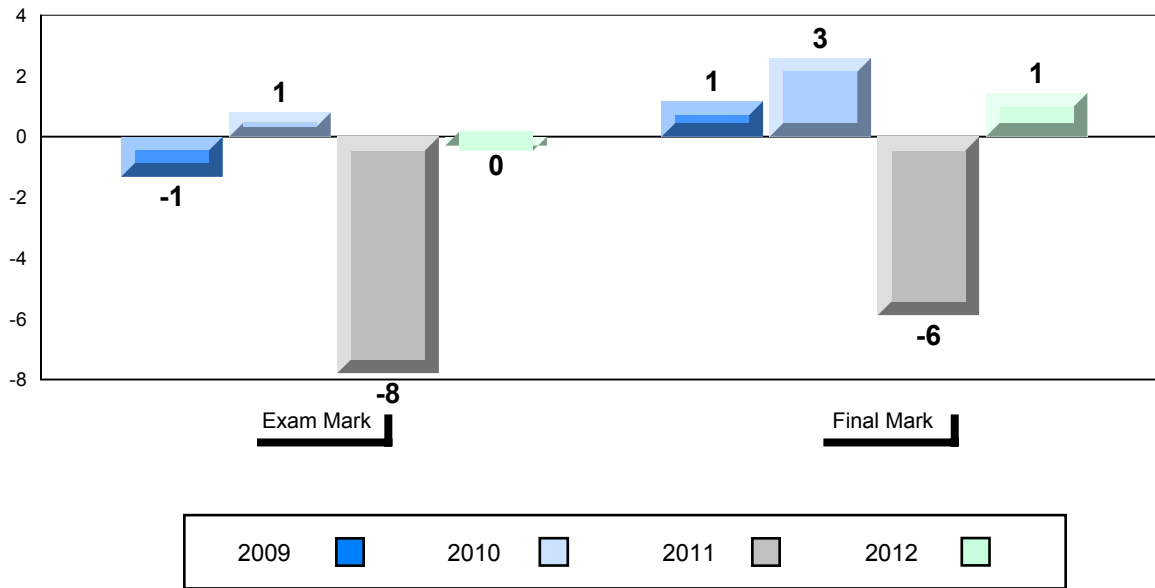
Number of Students 27

		Public Exam Mark	School vs District	School vs Province	Final Mark	School vs District	School vs Province
World History 3201	School	66.8	▼	▼	72.0	▲	▲
	District	67.8					
	Province	67.2					
<u>Subtest</u>	School	68.4	▼	▼	71.7		
	District	74.2					
	Province	71.7					
WWI	School	68.4	▼	▼	70.5		
	District	74.2					
	Province	71.7					
Challenges and Changes	School	63.0	▲	▼			
	District	62.7					
	Province	65.2					
International Tensions (1930's and WWII)	School	70.5	▼	▲			
	District	71.9					
	Province	70.0					
Cold War	School	49.2	▼	▼			
	District	52.7					
	Province	53.3					
Regional Developments in Post WWII (5.1)	School	46.3	▼	▲			
	District	49.3					
	Province	45.8					
Regional Developments in Post WWII (5.2)	School				41.3		
	District						
	Province						
Challenges of the Modern Era	School	65.9	▲	▲			
	District	65.7					
	Province	65.7					

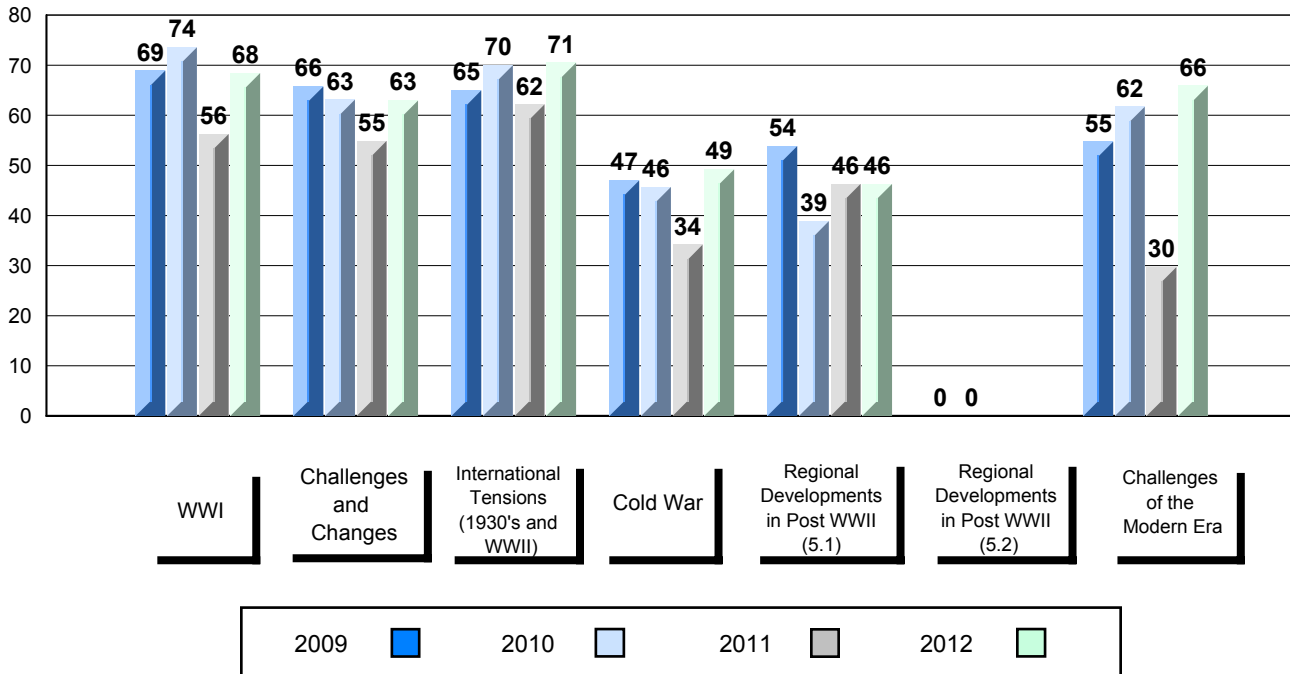
Average Score, 2009-2012



Difference from Provincial Mean, 2009-2012



4 Year Public Exam (Subtest) Mark Trend 2009-2012



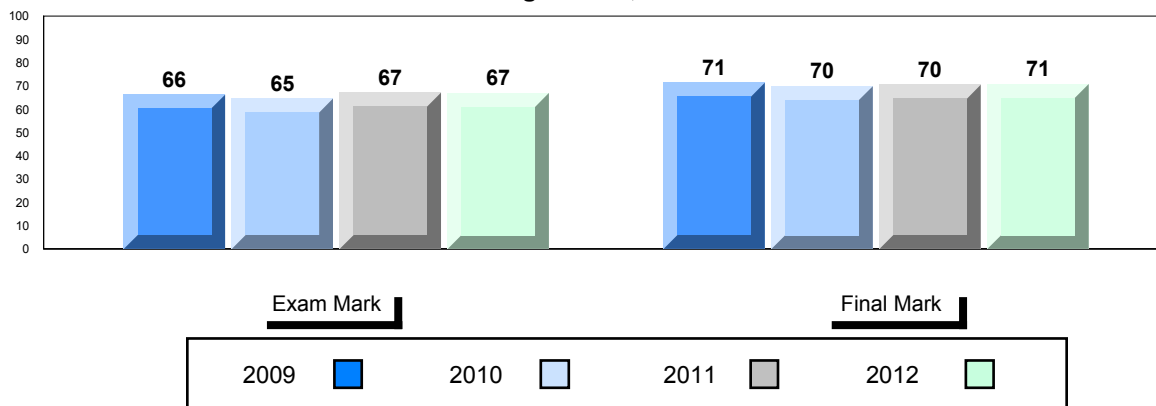
District 2 - Western

#485 - Corner Brook High School, Corner Brook


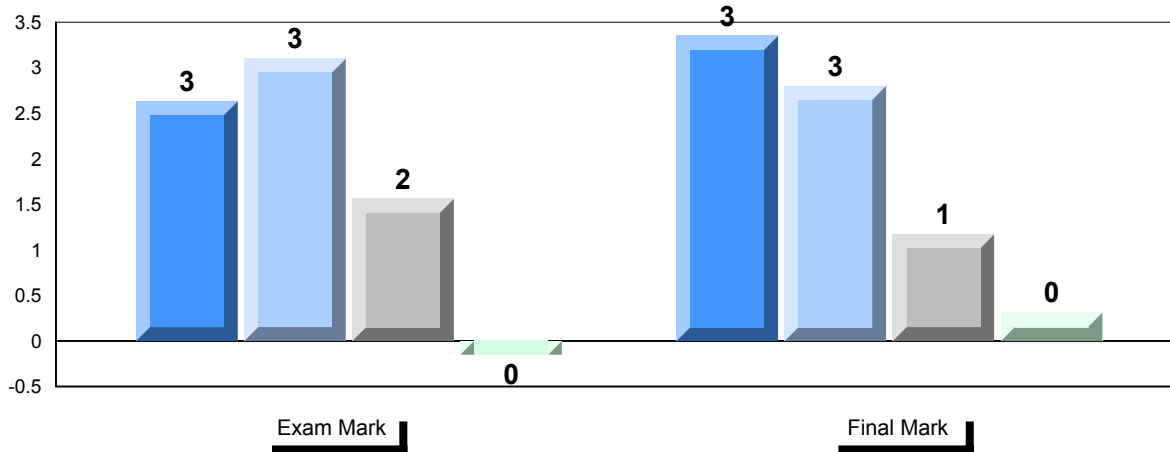
Grades: 10-12

Number of Students		111	Public Exam Mark			Final Mark		
			School vs District	School vs Province	School vs District	School vs Province		
World History 3201	School	67.0	▼	▼	70.8	▼	▲	71.7
	District	67.8						
	Province	67.2						
Subtest	School	74.1	▼	▲	70.5			
	District	74.2						
	Province	71.7						
WWI	School	61.2	▼	▼				
	District	62.7						
	Province	65.2						
Challenges and Changes	School	71.8	▼	▲				
	District	71.9						
	Province	70.0						
International Tensions (1930's and WWII)	School	51.9	▼	▼				
	District	52.7						
	Province	53.3						
Cold War	School	47.4	▼	▲				
	District	49.3						
	Province	45.8						
Regional Developments in Post WWII (5.1)	School	41.3						
	District							
	Province							
Regional Developments in Post WWII (5.2)	School	64.2	▼	▼				
	District	65.7						
	Province	65.7						
Challenges of the Modern Era	School							
	District							
	Province							

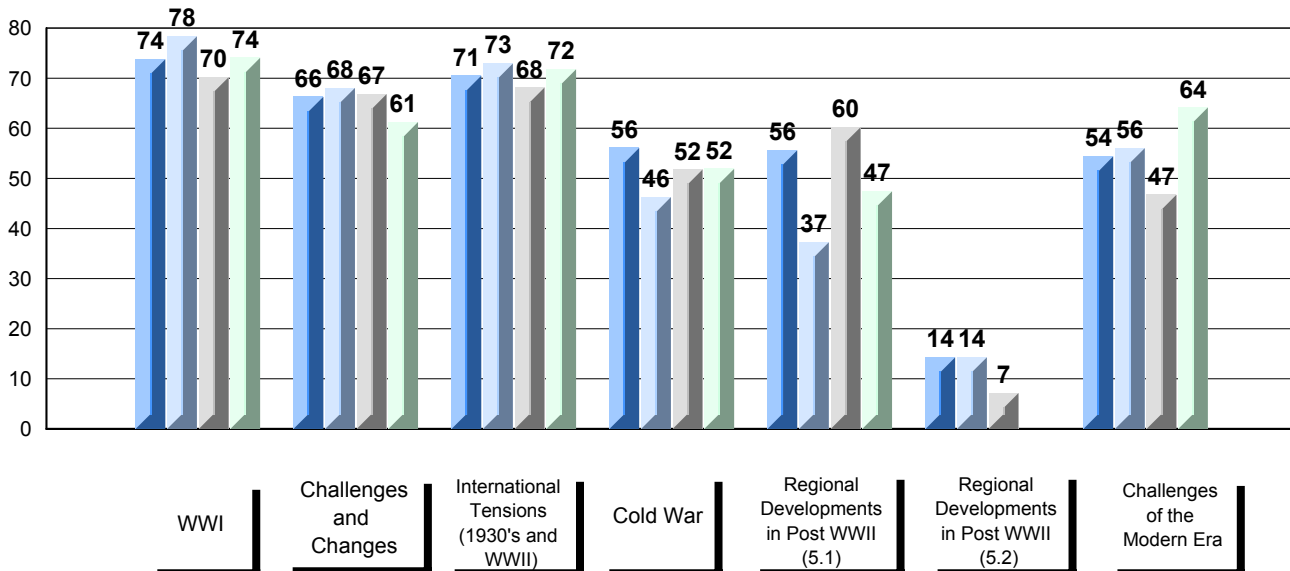
Average Score, 2009-2012



Difference from Provincial Mean, 2009-2012



4 Year Public Exam (Subtest) Mark Trend 2009-2012



District 3 - Nova Central

#132 - Botwood Collegiate, Botwood

Grades: 7-12

Number of Students 2

Public Exam Mark	School vs District	School vs Province
-------------------------	--------------------	--------------------

Final Mark	School vs District	School vs Province
-------------------	--------------------	--------------------

World History 3201

School
District
Province

School data with 5 or fewer students withheld for reasons of confidentiality.

School data with 5 or fewer students withheld for reasons of confidentiality.

Subtest

WWI

School
District
Province

Challenges and Changes

School
District
Province

International Tensions (1930's and WWII)

School
District
Province

Cold War

School
District
Province

Regional Developments in Post WWII (5.1)

School
District
Province

Regional Developments in Post WWII (5.2)

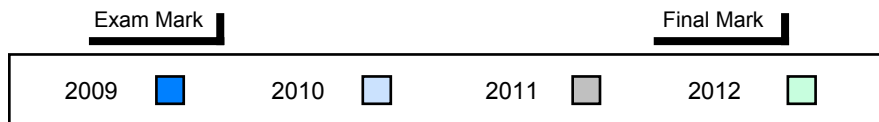
School
District
Province

Challenges of the Modern Era

School
District
Province

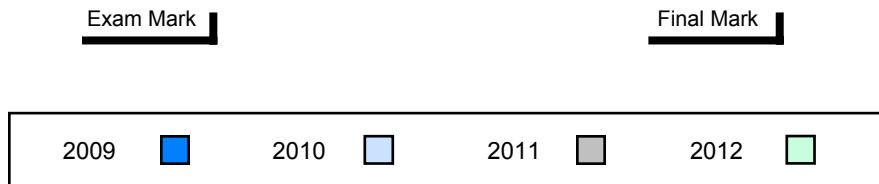
Average Score, 2009-2012

School data with 5 or fewer students withheld for reasons of confidentiality.



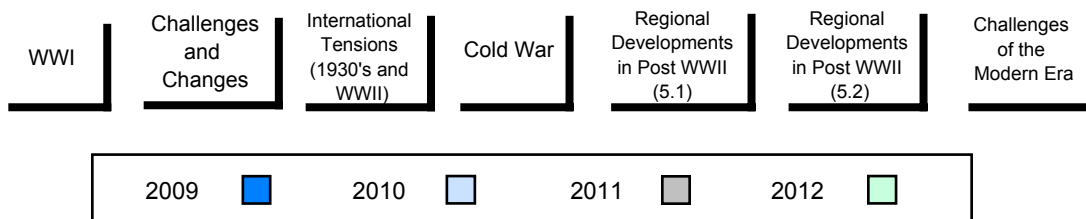
Difference from Provincial Mean, 2009-2012

School data with 5 or fewer students withheld for reasons of confidentiality.



4 Year Public Exam (Subtest) Mark Trend 2009-2012

School data with 5 or fewer students withheld for reasons of confidentiality.



District 3 - Nova Central

#165 - St. Stephen's AG, Rencontre East

Grades: K-4,6-7,9-12

Number of Students

1

Public Exam Mark

School vs District	School vs Province
--------------------	--------------------

Final Mark

School vs District	School vs Province
--------------------	--------------------

World History 3201

School
District
Province

School data with 5 or fewer students withheld for reasons of confidentiality.

School data with 5 or fewer students withheld for reasons of confidentiality.

Subtest

WWI

School
District
Province

Challenges and Changes

School
District
Province

International Tensions (1930's and WWII)

School
District
Province

Cold War

School
District
Province

Regional Developments in Post WWII (5.1)

School
District
Province

Regional Developments in Post WWII (5.2)

School
District
Province

Challenges of the Modern Era

School
District
Province

Average Score, 2009-2012

School data with 5 or fewer students withheld for reasons of confidentiality.

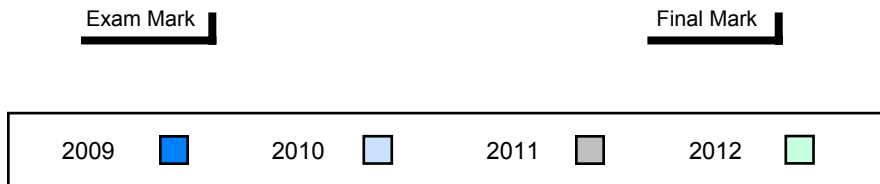
Exam Mark

Final Mark



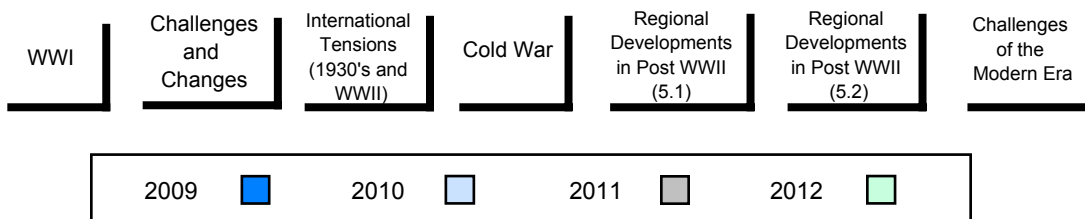
Difference from Provincial Mean, 2009-2012

School data with 5 or fewer students withheld for reasons of confidentiality.



4 Year Public Exam (Subtest) Mark Trend 2009-2012

School data with 5 or fewer students withheld for reasons of confidentiality.



District 3 - Nova Central

#187 - Jane Collins Academy, Hare Bay

Grades: 10-12

Number of Students 1

Public Exam Mark	School vs District	School vs Province
-------------------------	--------------------	--------------------

Final Mark	School vs District	School vs Province
-------------------	--------------------	--------------------

World History 3201

School
District
Province

School data with 5 or fewer students withheld for reasons of confidentiality.

School data with 5 or fewer students withheld for reasons of confidentiality.

Subtest

WWI

School
District
Province

Challenges and Changes

School
District
Province

International Tensions (1930's and WWII)

School
District
Province

Cold War

School
District
Province

Regional Developments in Post WWII (5.1)

School
District
Province

Regional Developments in Post WWII (5.2)

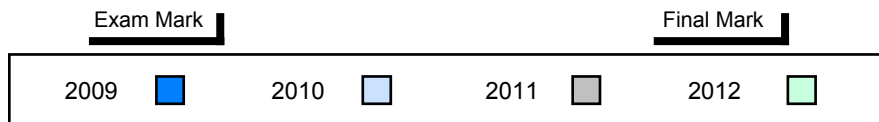
School
District
Province

Challenges of the Modern Era

School
District
Province

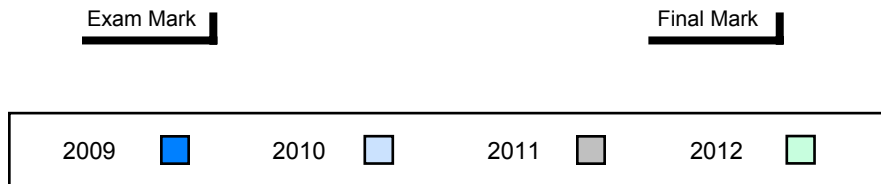
Average Score, 2009-2012

School data with 5 or fewer students withheld for reasons of confidentiality.



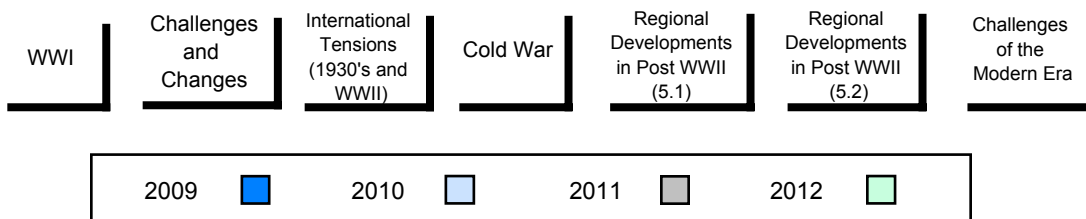
Difference from Provincial Mean, 2009-2012

School data with 5 or fewer students withheld for reasons of confidentiality.



4 Year Public Exam (Subtest) Mark Trend 2009-2012

School data with 5 or fewer students withheld for reasons of confidentiality.



District 3 - Nova Central

#196 - St. Gabriel's AG, St. Brendan's

Grades: K-1,4-12

Number of Students 4

World History 3201

Subtest

WWI

Challenges and Changes

International Tensions (1930's and WWII)

Cold War

Regional Developments in Post WWII (5.1)

Regional Developments in Post WWII (5.2)

Challenges of the Modern Era

School
District
Province

School
District
Province

School
District
Province

School
District
Province

School
District
Province

School
District
Province

School
District
Province

School
District
Province

Public Exam Mark School vs District School vs Province

School data with 5 or fewer students withheld for reasons of confidentiality.

Final Mark School vs District School vs Province

School data with 5 or fewer students withheld for reasons of confidentiality.

Average Score, 2009-2012

School data with 5 or fewer students withheld for reasons of confidentiality.

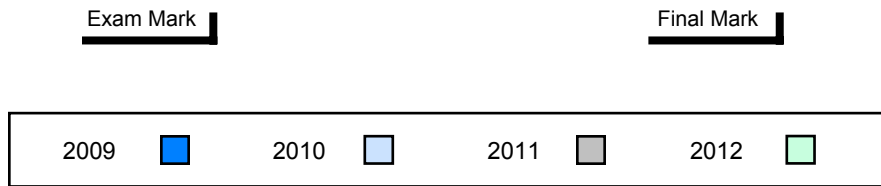
Exam Mark

Final Mark



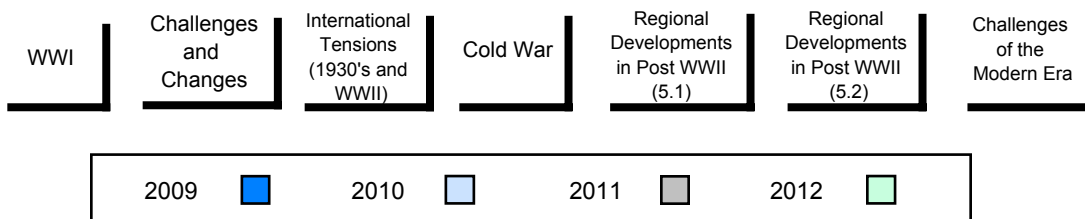
Difference from Provincial Mean, 2009-2012

School data with 5 or fewer students withheld for reasons of confidentiality.



4 Year Public Exam (Subtest) Mark Trend 2009-2012

School data with 5 or fewer students withheld for reasons of confidentiality.



District 3 - Nova Central

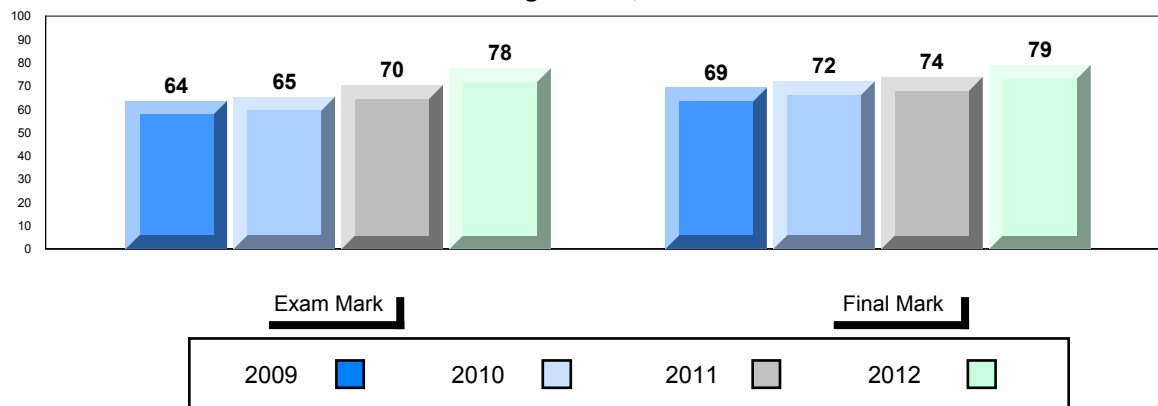
#418 - Gander Collegiate, Gander

Grades: 10-12

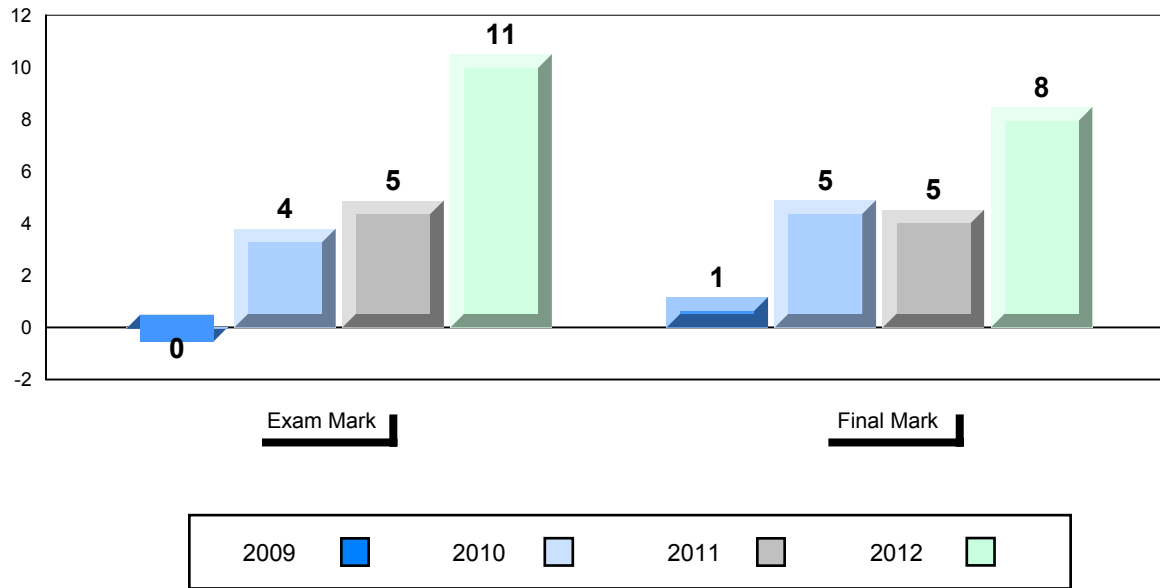
Number of Students 26

		Public Exam Mark	School vs District	School vs Province	Final Mark	School vs District	School vs Province
World History 3201	School	77.7	▲	▲	79.0	▲	▲
	District	73.3					
	Province	67.2					
Subtest	School	83.5	▲	▲	76.0		
	District	78.3					
	Province	71.7					
WWI	School	81.6	▲	▲	70.5		
	District	73.9					
	Province	65.2					
Challenges and Changes	School	77.9	▲	▲			
	District	72.5					
	Province	70.0					
International Tensions (1930's and WWII)	School	66.6	▲	▲			
	District	62.6					
	Province	53.3					
Cold War	School	66.7	▲	▲			
	District	53.6					
	Province	45.8					
Regional Developments in Post WWII (5.1)	School	62.1	▲	▲			
	District	58.0					
	Province	41.3					
Regional Developments in Post WWII (5.2)	School	78.6	▲	▲			
	District	72.1					
	Province	65.7					

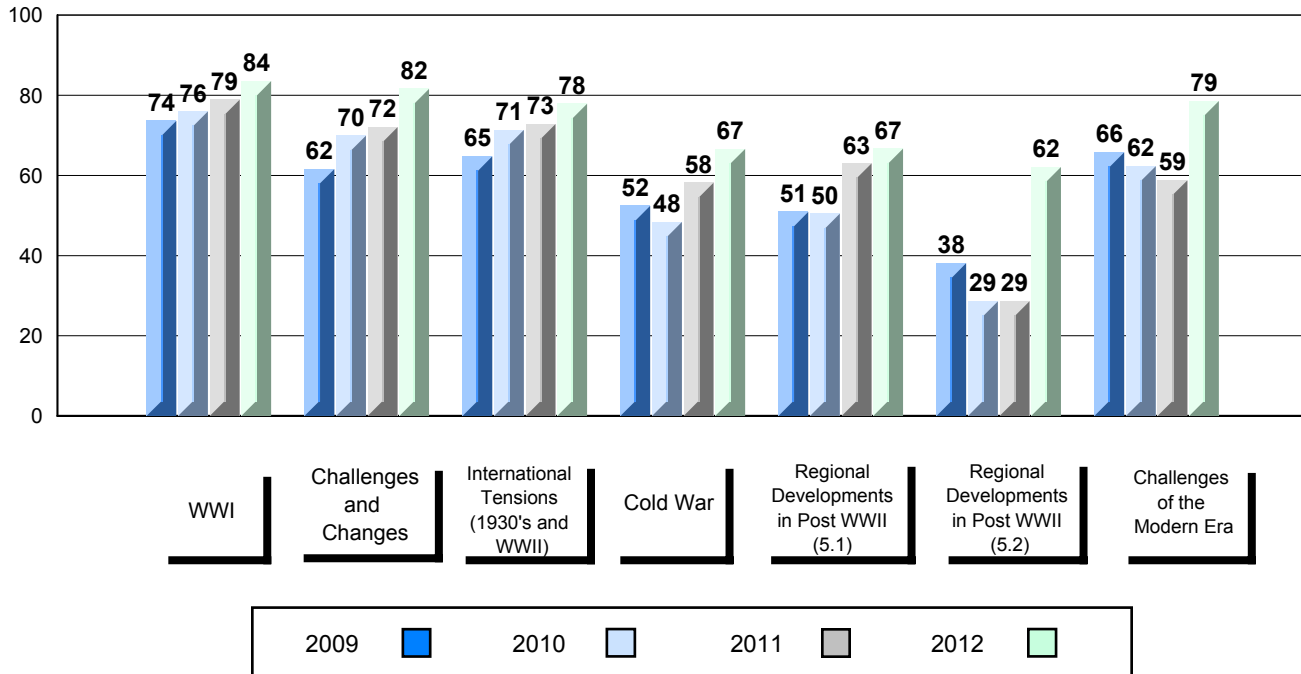
Average Score, 2009-2012



Difference from Provincial Mean, 2009-2012



4 Year Public Exam (Subtest) Mark Trend 2009-2012



District 3 - Nova Central

#422 - Glovertown Academy, Glovertown

Grades: K-12

Number of Students

1

Public Exam Mark

School vs District	School vs Province
--------------------	--------------------

Final Mark

School vs District	School vs Province
--------------------	--------------------

World History 3201

School
District
Province

School data with 5 or fewer students withheld for reasons of confidentiality.

School data with 5 or fewer students withheld for reasons of confidentiality.

Subtest

WWI

School
District
Province

Challenges and Changes

School
District
Province

International Tensions (1930's and WWII)

School
District
Province

Cold War

School
District
Province

Regional Developments in Post WWII (5.1)

School
District
Province

Regional Developments in Post WWII (5.2)

School
District
Province

Challenges of the Modern Era

School
District
Province

Average Score, 2009-2012

School data with 5 or fewer students withheld for reasons of confidentiality.

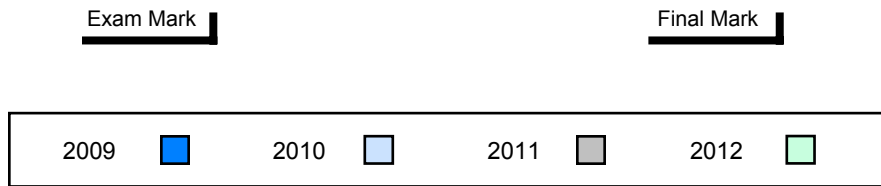
Exam Mark

Final Mark



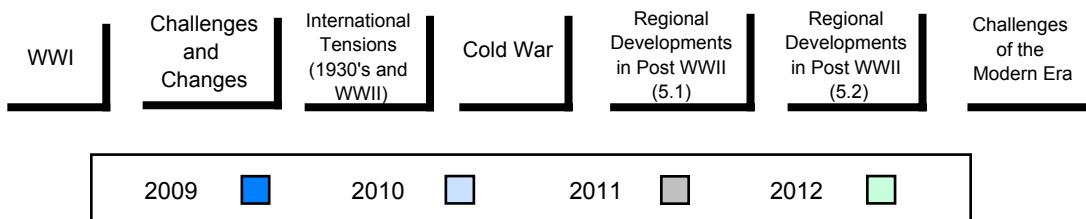
Difference from Provincial Mean, 2009-2012

School data with 5 or fewer students withheld for reasons of confidentiality.



4 Year Public Exam (Subtest) Mark Trend 2009-2012

School data with 5 or fewer students withheld for reasons of confidentiality.



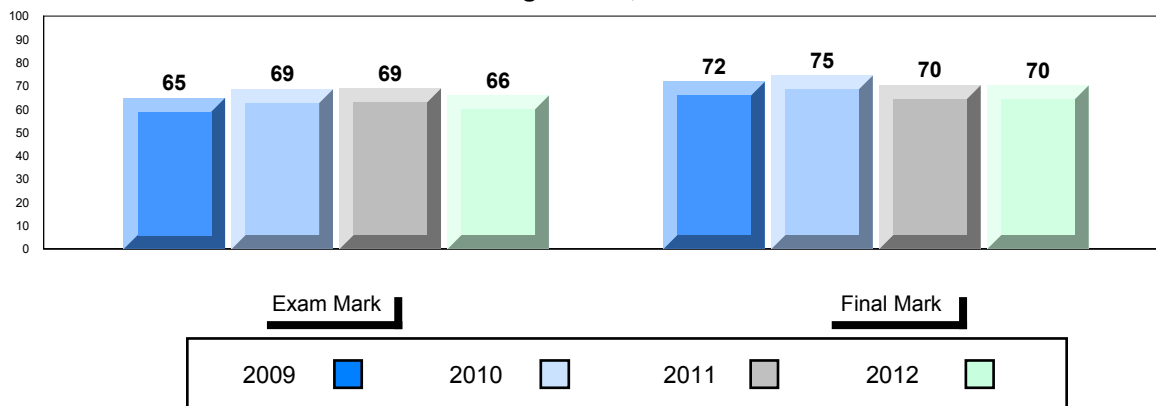
District 3 - Nova Central

#480 - Exploits Valley High, Grand Falls-Windsor

Grades: 10-12

Number of Students		18						
		Public Exam Mark	School vs District	School vs Province	Final Mark	School vs District	School vs Province	
World History 3201	School	65.9	▼	▼	70.2	▼	▼	
	District	73.3						
	Province	67.2						
<u>Subtest</u>	School	70.5	▼	▼	76.0			
	District	78.3						
	Province	71.7						
WWI	School	66.7	▼	▲	70.5			
	District	73.9						
	Province	65.2						
Challenges and Changes	School	65.4	▼	▼	70.5			
	District	72.5						
	Province	70.0						
International Tensions (1930's and WWII)	School	60.5	▼	▲	71.7			
	District	62.6						
	Province	53.3						
Cold War	School	53.6			71.7			
	District	58.0						
	Province	41.3						
Regional Developments in Post WWII (5.1)	School	64.3	▼	▼	70.5			
	District	72.1						
	Province	65.7						
Regional Developments in Post WWII (5.2)	School	64.3	▼	▼	70.5			
	District	72.1						
	Province	65.7						
Challenges of the Modern Era	School	64.3	▼	▼	70.5			
	District	72.1						
	Province	65.7						

Average Score, 2009-2012


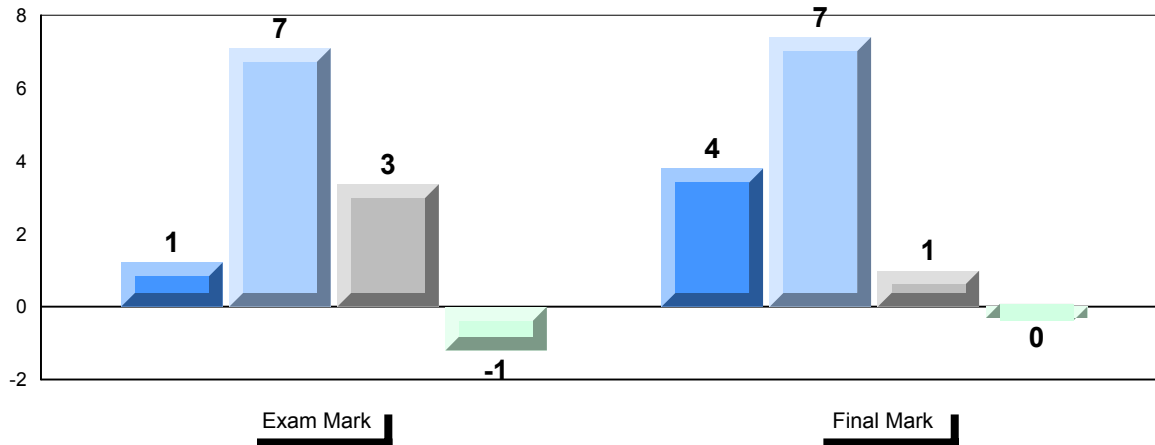


District 3 - Nova Central

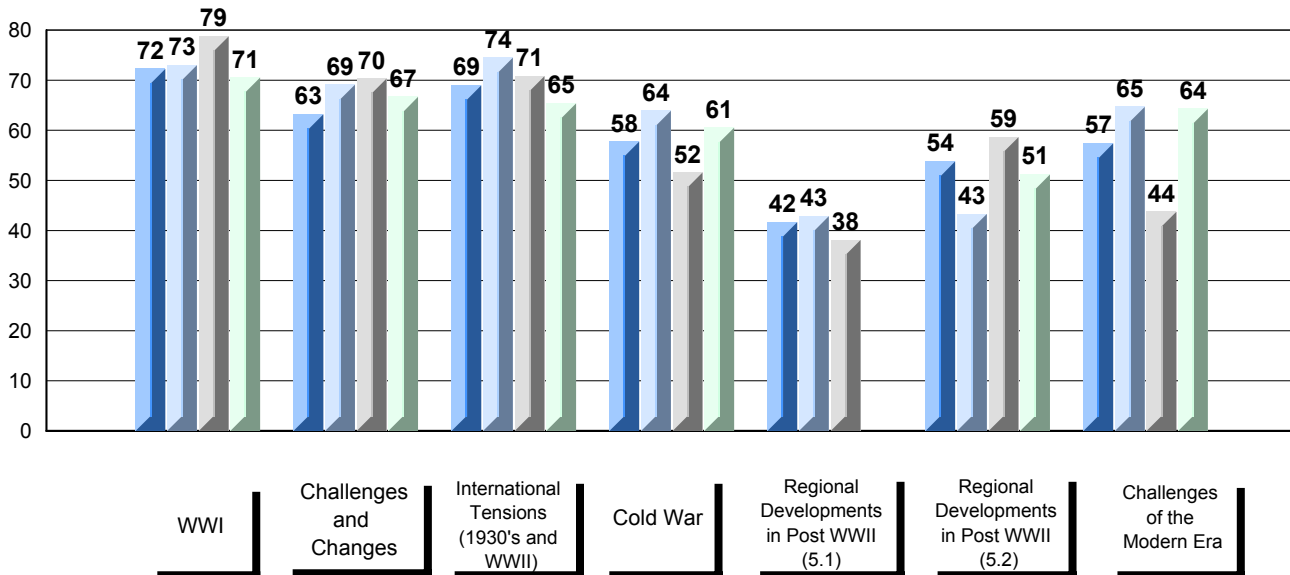
#480 - Exploits Valley High, Grand Falls-Windsor

Grades: 10-12

Difference from Provincial Mean, 2009-2012



4 Year Public Exam (Subtest) Mark Trend 2009-2012



District 4 - Eastern

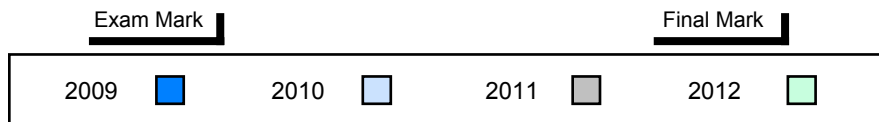
#214 - John Burke High School, Grand Bank

Grades: 8-12

Number of Students	5	Public Exam Mark	School vs District	School vs Province	Final Mark	School vs District	School vs Province
World History 3201	School District Province	<p align="center"><i>School data with 5 or fewer students withheld for reasons of confidentiality.</i></p>		<p align="center"><i>School data with 5 or fewer students withheld for reasons of confidentiality.</i></p>			
<u>Subtest</u>	School District Province						
WWI	School District Province						
Challenges and Changes	School District Province						
International Tensions (1930's and WWII)	School District Province						
Cold War	School District Province						
Regional Developments in Post WWII (5.1)	School District Province						
Regional Developments in Post WWII (5.2)	School District Province						
Challenges of the Modern Era	School District Province						

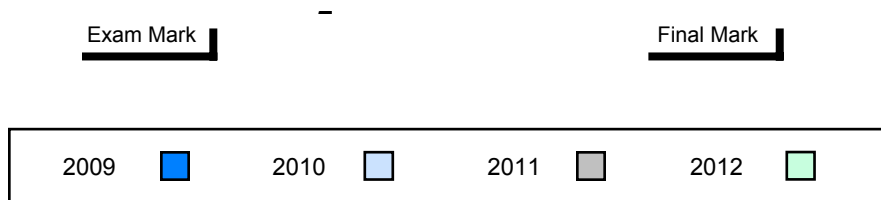
Average Score, 2009-2012

School data with 5 or fewer students withheld for reasons of confidentiality.



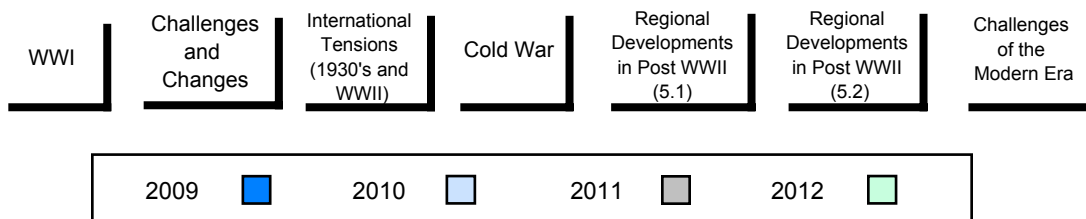
Difference from Provincial Mean, 2009-2012

School data with 5 or fewer students withheld for reasons of confidentiality.



4 Year Public Exam (Subtest) Mark Trend 2009-2012

School data with 5 or fewer students withheld for reasons of confidentiality.



District 4 - Eastern

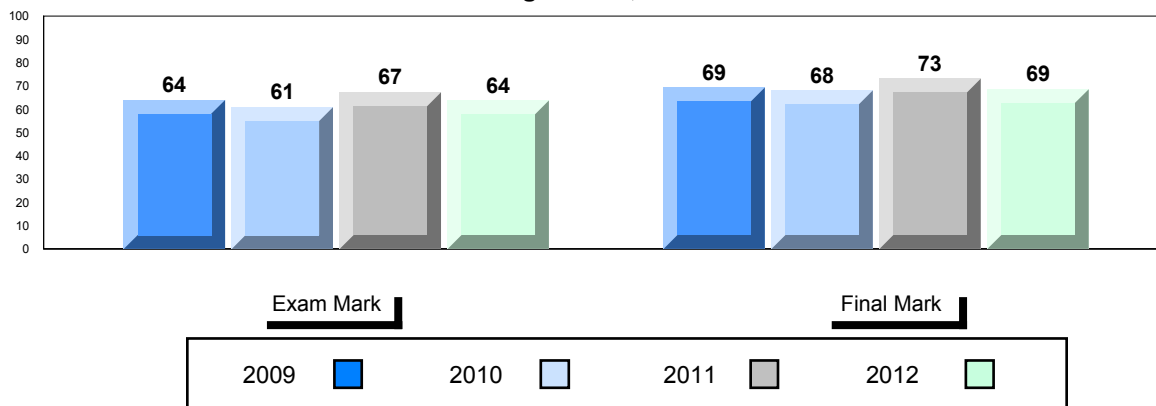
#219 - Marystown Central High School, Marystown

Grades: 10-12

Number of Students 46

		Public Exam Mark	School vs District	School vs Province	Final Mark	School vs District	School vs Province
World History 3201	School	63.8	▼	▼	68.6 70.0 70.5	▼	▼
	District	66.6					
	Province	67.2					
<u>Subtest</u> WWI	School	69.7	▼	▼			
	District	70.8					
	Province	71.7					
Challenges and Changes	School	63.3	▼	▼			
	District	65.3					
	Province	65.2					
International Tensions (1930's and WWII)	School	65.3	▼	▼			
	District	69.7					
	Province	70.0					
Cold War	School	48.4	▼	▼			
	District	52.8					
	Province	53.3					
Regional Developments in Post WWII (5.1)	School						
	District	45.4					
	Province	45.8					
Regional Developments in Post WWII (5.2)	School	55.0	▲	▲			
	District	40.0					
	Province	41.3					
Challenges of the Modern Era	School	65.2	▲	▼			
	District	65.2					
	Province	65.7					

Average Score, 2009-2012


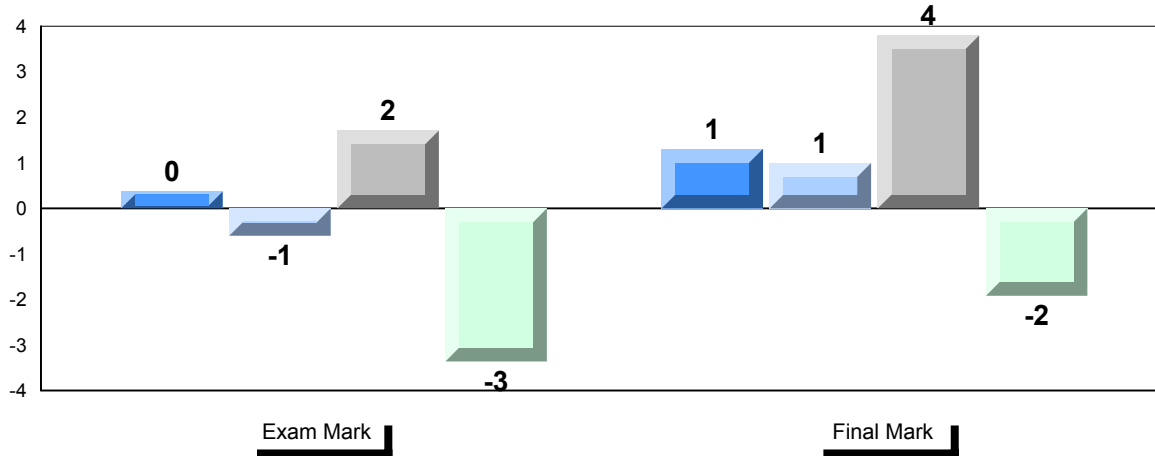


District 4 - Eastern

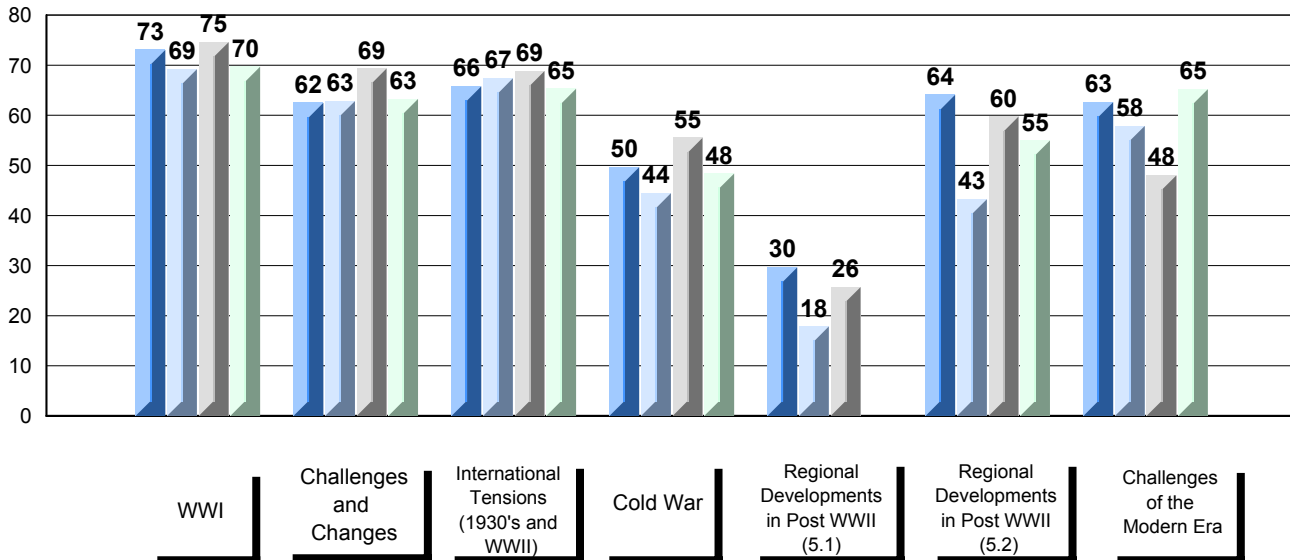
#219 - Marystown Central High School, Marystown

Grades: 10-12

Difference from Provincial Mean, 2009-2012



4 Year Public Exam (Subtest) Mark Trend 2009-2012



District 4 - Eastern

#223 - Christ the King School, Rushoon

Grades: K-12

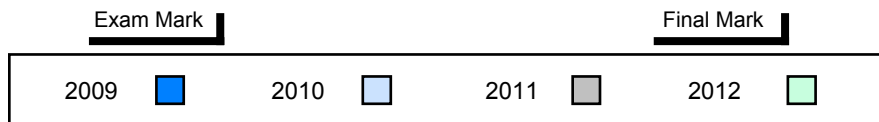
Number of Students	3
World History 3201	School District Province
Subtest	School
WWI	District Province
Challenges and Changes	School District Province
International Tensions (1930's and WWII)	School District Province
Cold War	School District Province
Regional Developments in Post WWII (5.1)	School District Province
Regional Developments in Post WWII (5.2)	School District Province
Challenges of the Modern Era	School District Province

Public Exam Mark	School vs District	School vs Province
<i>School data with 5 or fewer students withheld for reasons of confidentiality.</i>		

Final Mark	School vs District	School vs Province
<i>School data with 5 or fewer students withheld for reasons of confidentiality.</i>		

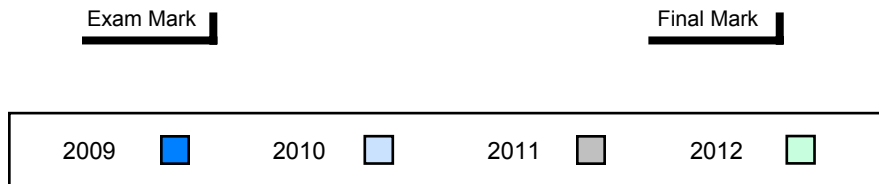
Average Score, 2009-2012

School data with 5 or fewer students withheld for reasons of confidentiality.



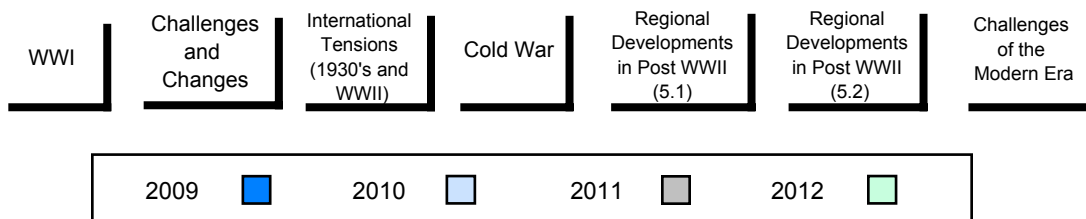
Difference from Provincial Mean, 2009-2012

School data with 5 or fewer students withheld for reasons of confidentiality.



4 Year Public Exam (Subtest) Mark Trend 2009-2012

School data with 5 or fewer students withheld for reasons of confidentiality.



District 4 - Eastern

#228 - St. Lawrence Academy, St. Lawrence

Grades: K-12

Number of Students

1

Public Exam Mark

School vs District	School vs Province
--------------------	--------------------

Final Mark

School vs District	School vs Province
--------------------	--------------------

World History 3201

School
District
Province

School data with 5 or fewer students withheld for reasons of confidentiality.

School data with 5 or fewer students withheld for reasons of confidentiality.

Subtest

WWI

School
District
Province

Challenges and Changes

School
District
Province

International Tensions (1930's and WWII)

School
District
Province

Cold War

School
District
Province

Regional Developments in Post WWII (5.1)

School
District
Province

Regional Developments in Post WWII (5.2)

School
District
Province

Challenges of the Modern Era

School
District
Province

Average Score, 2009-2012

School data with 5 or fewer students withheld for reasons of confidentiality.

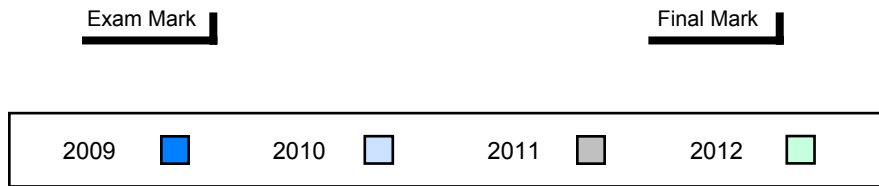
Exam Mark

Final Mark



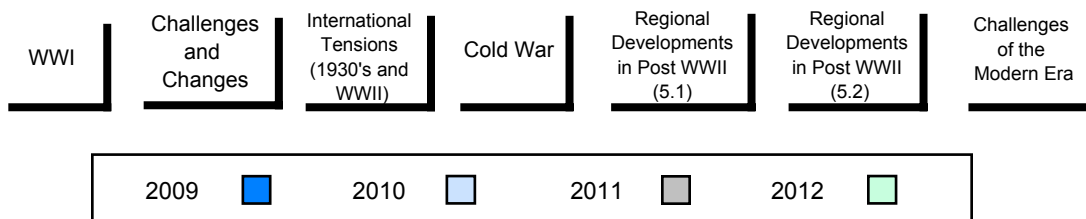
Difference from Provincial Mean, 2009-2012

School data with 5 or fewer students withheld for reasons of confidentiality.



4 Year Public Exam (Subtest) Mark Trend 2009-2012

School data with 5 or fewer students withheld for reasons of confidentiality.



District 4 - Eastern

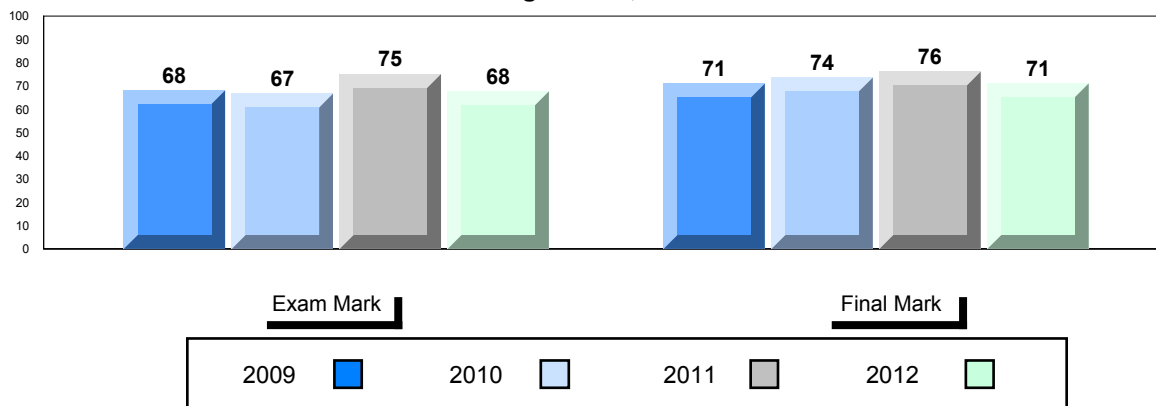
#231 - Discovery Collegiate, Bonavista

Grades: 9-12

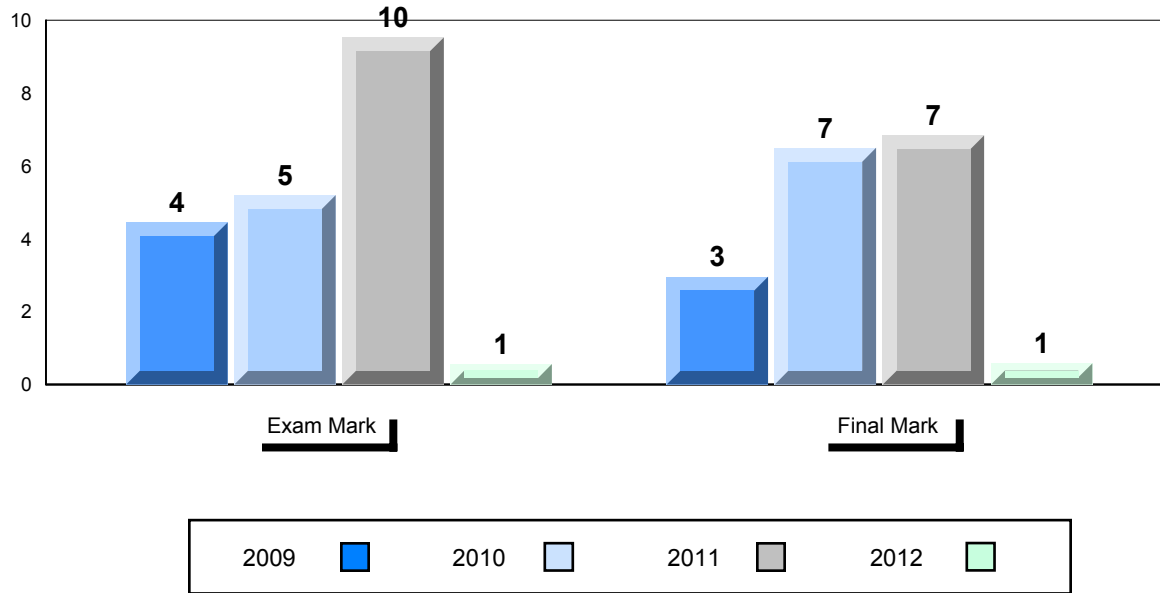
Number of Students 27

		Public Exam Mark	School vs District	School vs Province	Final Mark	School vs District	School vs Province
World History 3201	School	67.7	▲	▲	71.1	▲	▲
	District	66.6					
	Province	67.2					
Subtest	School	72.2	▲	▲	70.0		
	District	70.8					
	Province	71.7					
WWI	School	66.5	▲	▲	70.5		
	District	65.3					
	Province	65.2					
Challenges and Changes	School	74.2	▲	▲			
	District	69.7					
	Province	70.0					
International Tensions (1930's and WWII)	School	60.7	▲	▲			
	District	52.8					
	Province	53.3					
Cold War	School	41.1	▼	▼			
	District	45.4					
	Province	45.8					
Regional Developments in Post WWII (5.1)	School	23.8	▼	▼			
	District	40.0					
	Province	41.3					
Regional Developments in Post WWII (5.2)	School	64.3	▼	▼			
	District	65.2					
	Province	65.7					

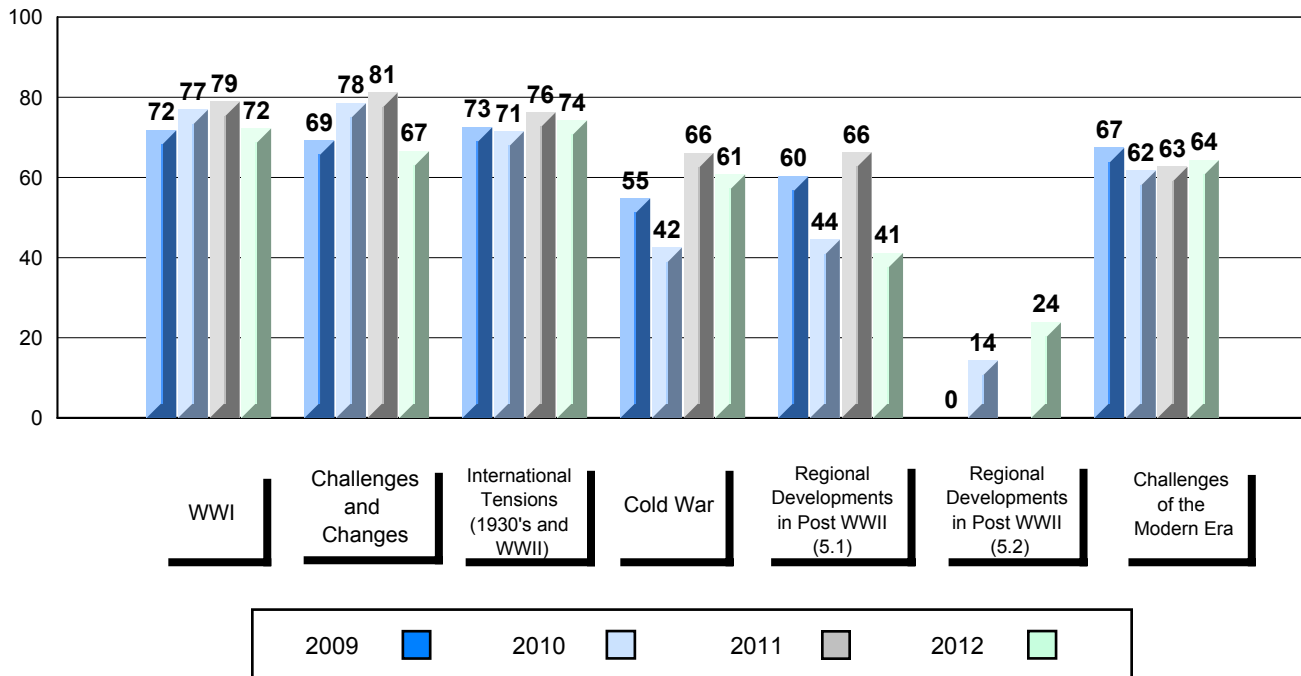
Average Score, 2009-2012



Difference from Provincial Mean, 2009-2012



4 Year Public Exam (Subtest) Mark Trend 2009-2012



District 4 - Eastern

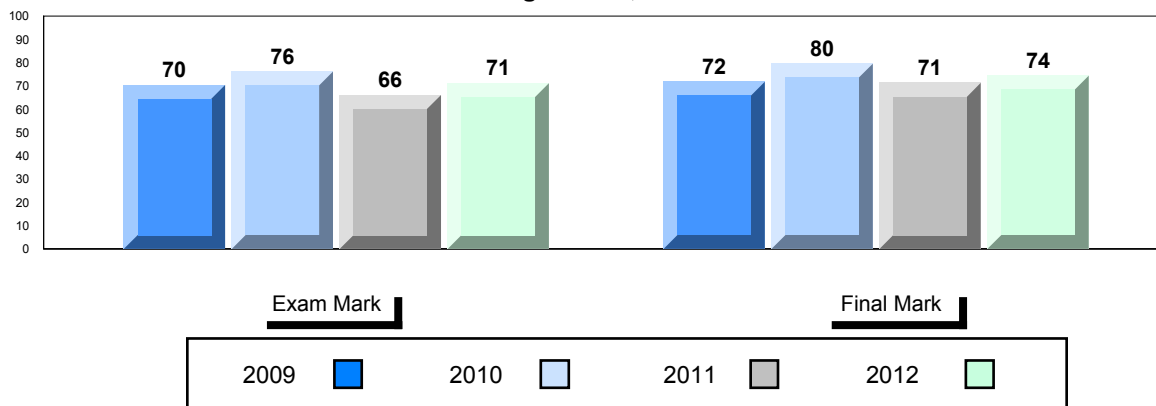
#247 - Roncalli Central High, Avondale

Grades: 7-12

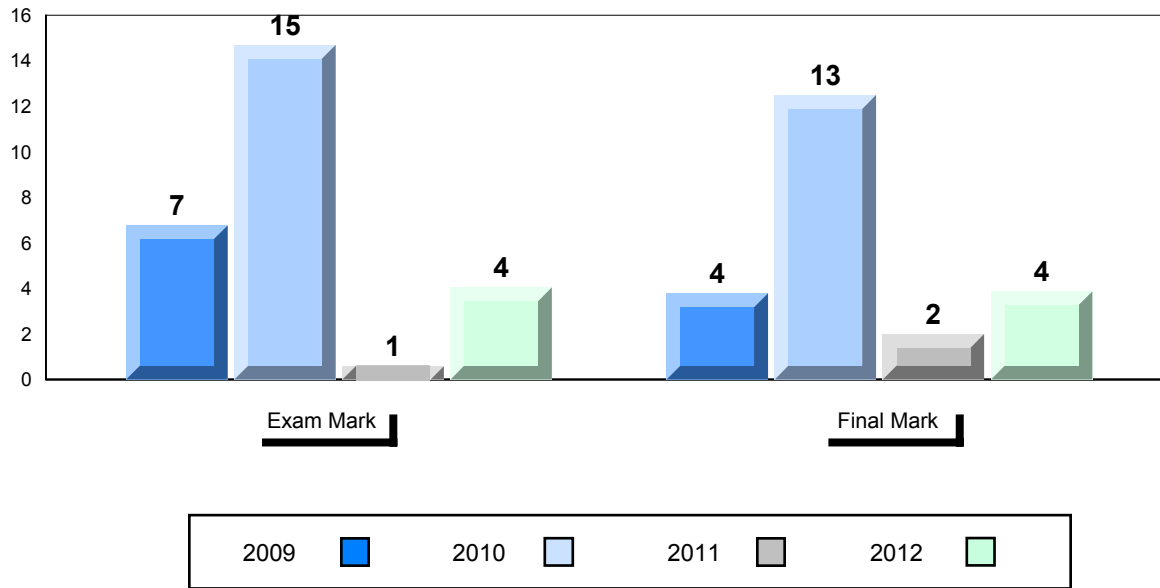
Number of Students 30

		Public Exam Mark	School vs District	School vs Province	Final Mark	School vs District	School vs Province	
World History 3201	School	71.2	▲	▲	74.4	▲	▲	
	District	66.6						70.0
	Province	67.2						70.5
<u>Subtest</u> WWI	School	72.1	▲	▲				
	District	70.8						
	Province	71.7						
Challenges and Changes	School	70.7	▲	▲				
	District	65.3						
	Province	65.2						
International Tensions (1930's and WWII)	School	75.6	▲	▲				
	District	69.7						
	Province	70.0						
Cold War	School	58.7	▲	▲				
	District	52.8						
	Province	53.3						
Regional Developments in Post WWII (5.1)	School	55.7	▲	▲				
	District	45.4						
	Province	45.8						
Regional Developments in Post WWII (5.2)	School	40.0						
	District	40.0						
	Province	41.3						
Challenges of the Modern Era	School	62.9	▼	▼				
	District	65.2						
	Province	65.7						

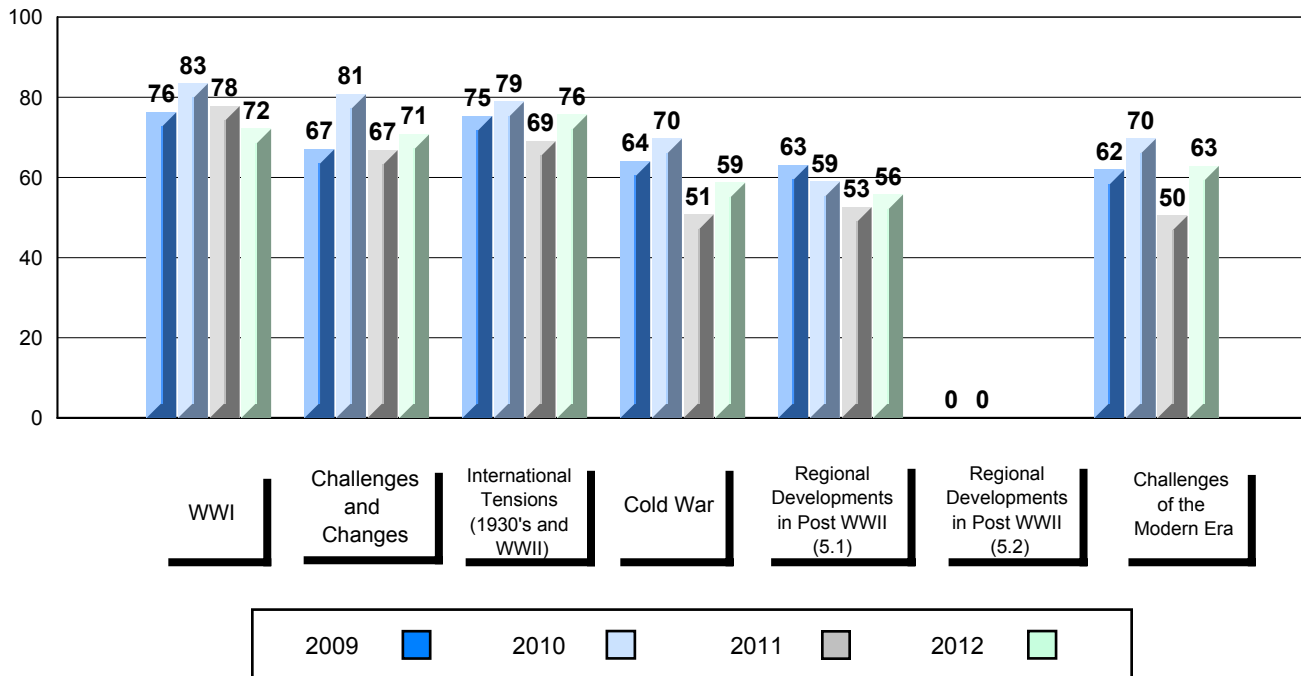
Average Score, 2009-2012



Difference from Provincial Mean, 2009-2012



4 Year Public Exam (Subtest) Mark Trend 2009-2012



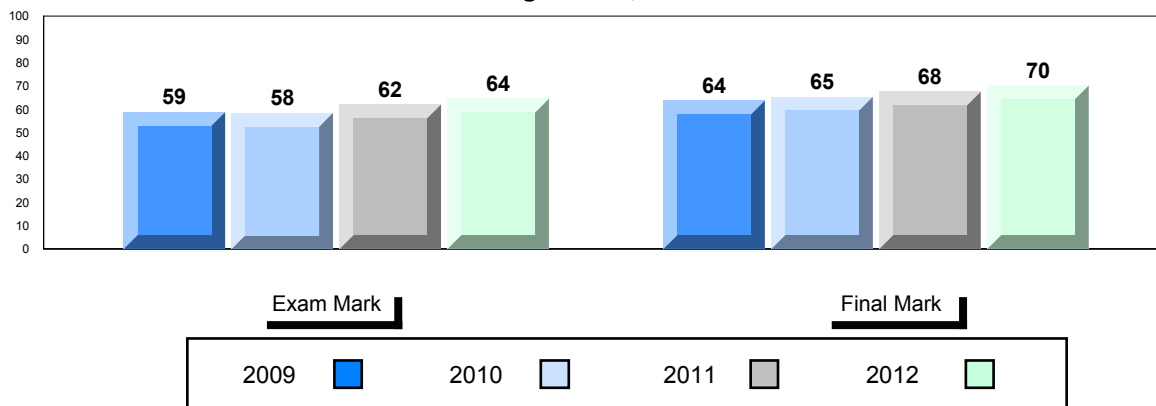
District 4 - Eastern

#249 - Ascension Collegiate, Bay Roberts


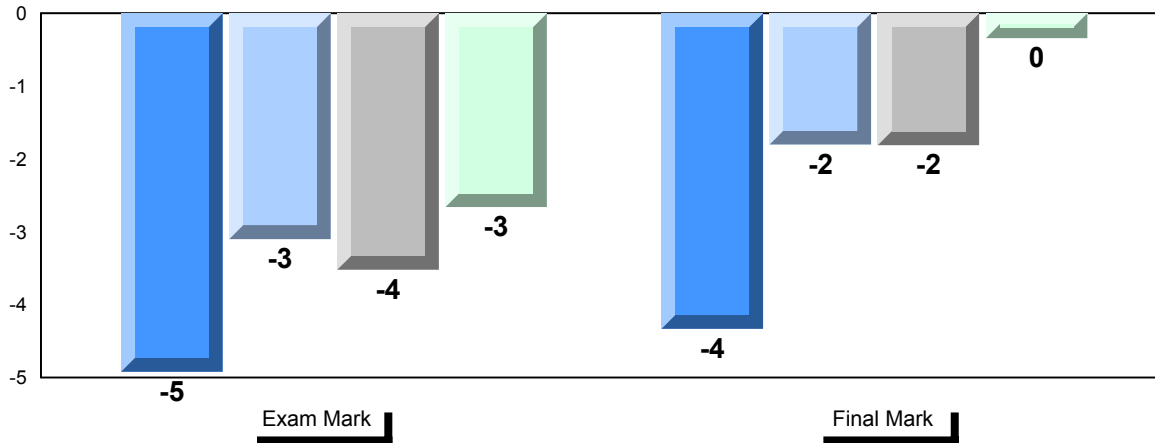
Grades: 10-12

Number of Students		47	Public Exam Mark			Final Mark		
			School vs District	School vs Province	School vs District	School vs Province		
World History 3201	School	64.5	▼	▼	70.2	▲	▼	70.0
	District	66.6						
	Province	67.2						
Subtest	School	66.1	▼	▼	70.5			
	District	70.8						
	Province	71.7						
WWI	School	61.2	▼	▼				
	District	65.3						
	Province	65.2						
Challenges and Changes	School	69.7	▼	▼				
	District	69.7						
	Province	70.0						
International Tensions (1930's and WWII)	School	55.3	▲	▲				
	District	52.8						
	Province	53.3						
Cold War	School	46.1	▲	▲				
	District	45.4						
	Province	45.8						
Regional Developments in Post WWII (5.1)	School	10.7	▼	▼				
	District	40.0						
	Province	41.3						
Regional Developments in Post WWII (5.2)	School	65.7	▲	▲				
	District	65.2						
	Province	65.7						
Challenges of the Modern Era	School	65.7	▲	▲				
	District	65.2						
	Province	65.7						

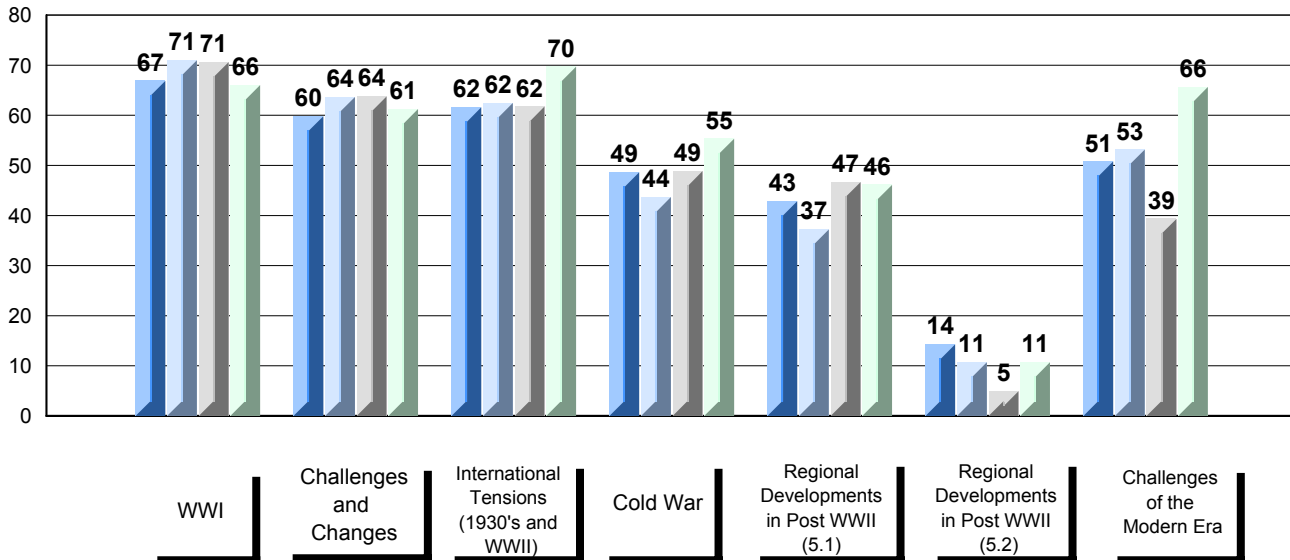
Average Score, 2009-2012



Difference from Provincial Mean, 2009-2012



4 Year Public Exam (Subtest) Mark Trend 2009-2012



District 4 - Eastern

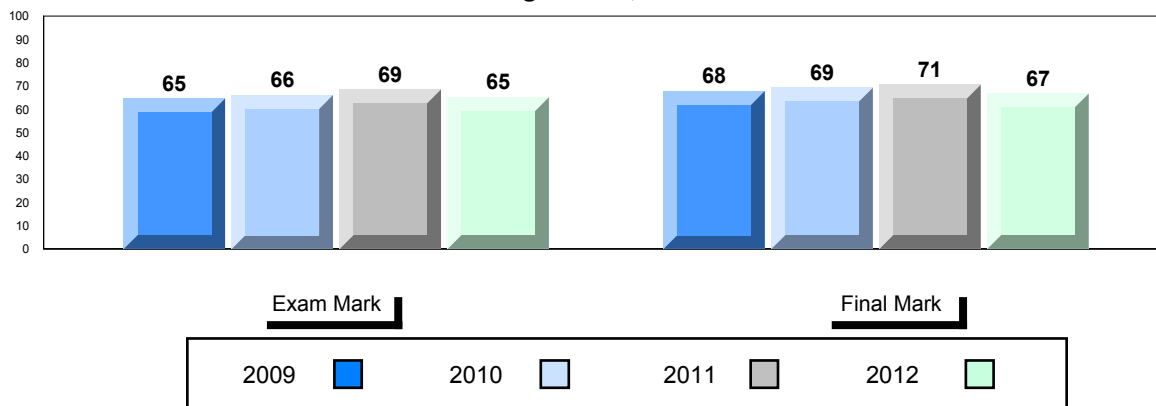
#253 - Carbonear Collegiate, Carbonear

Grades: 10-12

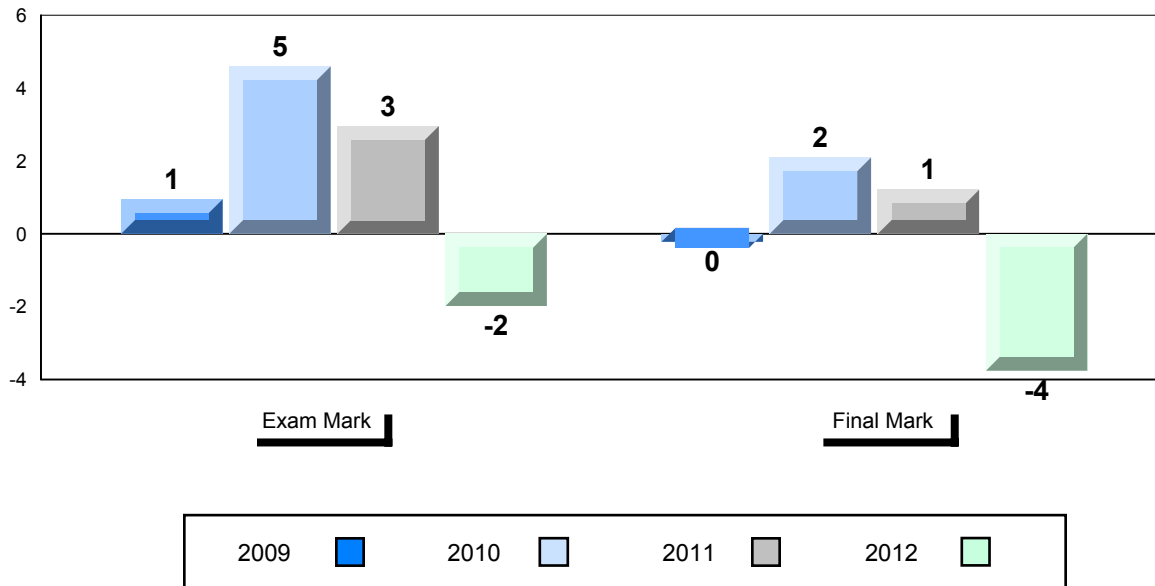
Number of Students 43

		Public Exam Mark	School vs District	School vs Province	Final Mark	School vs District	School vs Province
World History 3201	School	65.2	▼	▼	66.8	▼	▼
	District	66.6					
	Province	67.2					
<u>Subtest</u> WWI	School	66.3	▼	▼	70.0		
	District	70.8					
	Province	71.7					
Challenges and Changes	School	60.0	▼	▼	70.5		
	District	65.3					
	Province	65.2					
International Tensions (1930's and WWII)	School	71.4	▲	▲			
	District	69.7					
	Province	70.0					
Cold War	School	46.1	▼	▼			
	District	52.8					
	Province	53.3					
Regional Developments in Post WWII (5.1)	School	39.2	▼	▼			
	District	45.4					
	Province	45.8					
Regional Developments in Post WWII (5.2)	School	40.0					
	District	40.0					
	Province	41.3					
Challenges of the Modern Era	School	69.9	▲	▲			
	District	65.2					
	Province	65.7					

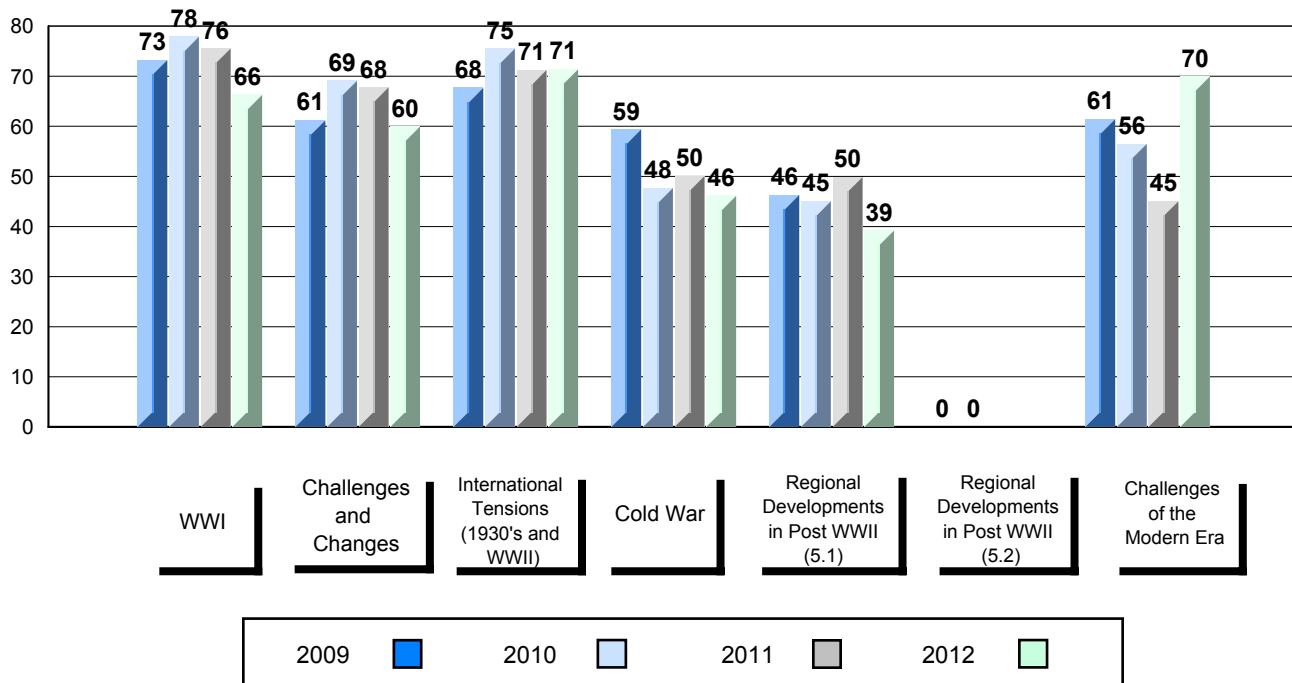
Average Score, 2009-2012



Difference from Provincial Mean, 2009-2012



4 Year Public Exam (Subtest) Mark Trend 2009-2012



District 4 - Eastern

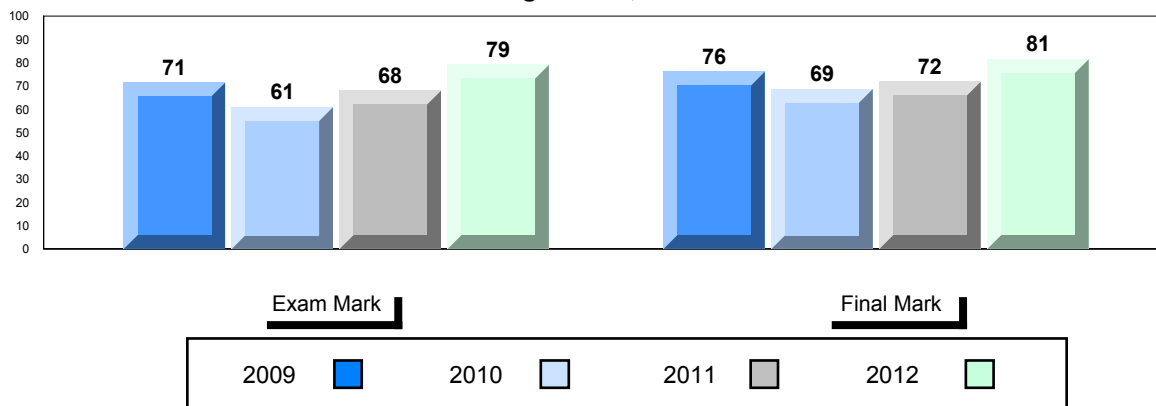
#280 - Laval High School, Placentia

Grades: 7-12

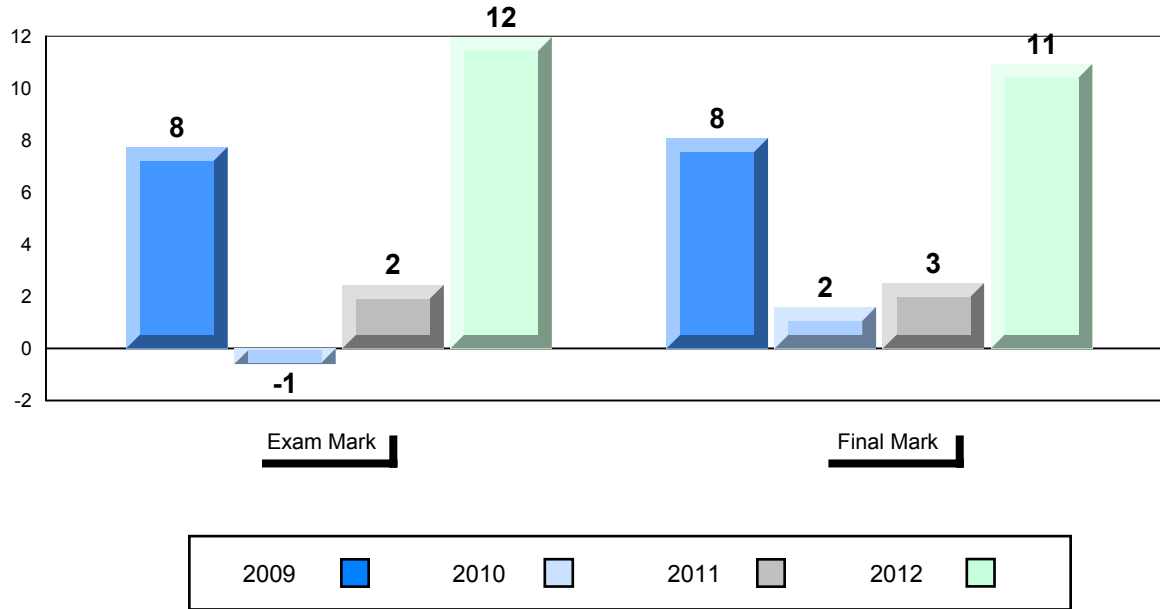
Number of Students 17

		Public Exam Mark	School vs District	School vs Province	Final Mark	School vs District	School vs Province
World History 3201	School	79.1	▲	▲	81.5	▲	▲
	District	66.6					
	Province	67.2					
Subtest	School	72.8	▲	▲			
	District	70.8					
	Province	71.7					
WWI	School	72.8	▲	▲			
	District	70.8					
	Province	71.7					
Challenges and Changes	School	78.0	▲	▲			
	District	65.3					
	Province	65.2					
International Tensions (1930's and WWII)	School	81.3	▲	▲			
	District	69.7					
	Province	70.0					
Cold War	School	80.9	▲	▲			
	District	52.8					
	Province	53.3					
Regional Developments in Post WWII (5.1)	School	83.6	▲	▲			
	District	45.4					
	Province	45.8					
Regional Developments in Post WWII (5.2)	School	40.0					
	District	40.0					
	Province	41.3					
Challenges of the Modern Era	School	72.3	▲	▲			
	District	65.2					
	Province	65.7					

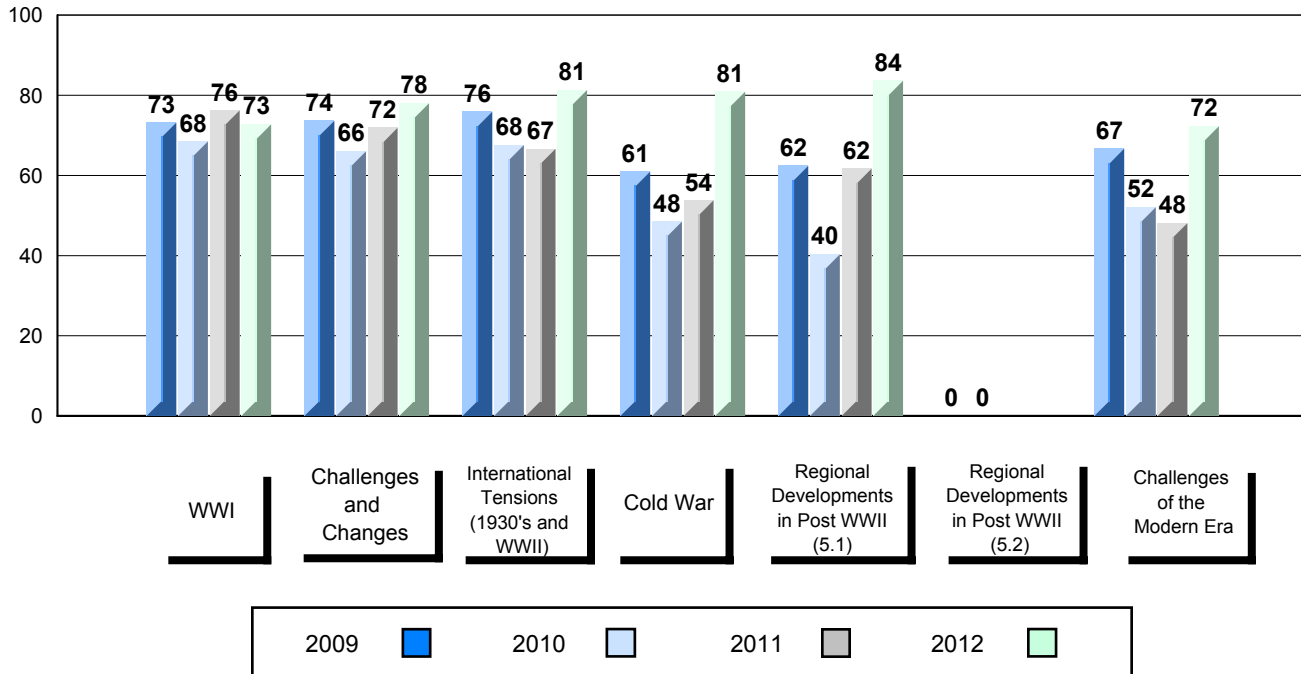
Average Score, 2009-2012



Difference from Provincial Mean, 2009-2012



4 Year Public Exam (Subtest) Mark Trend 2009-2012



District 4 - Eastern

#296 - St. Michael's High, Bell Island

Grades: 7-12

Number of Students

2

Public Exam Mark

School vs District	School vs Province
--------------------	--------------------

Final Mark

School vs District	School vs Province
--------------------	--------------------

World History 3201

School
District
Province

School data with 5 or fewer students withheld for reasons of confidentiality.

School data with 5 or fewer students withheld for reasons of confidentiality.

Subtest

WWI

School
District
Province

Challenges and Changes

School
District
Province

International Tensions (1930's and WWII)

School
District
Province

Cold War

School
District
Province

Regional Developments in Post WWII (5.1)

School
District
Province

Regional Developments in Post WWII (5.2)

School
District
Province

Challenges of the Modern Era

School
District
Province

Average Score, 2009-2012

School data with 5 or fewer students withheld for reasons of confidentiality.

Exam Mark

Final Mark



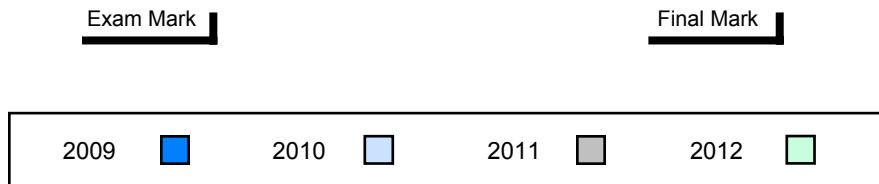
District 4 - Eastern

#296 - St. Michael's High, Bell Island

Grades: 7-12

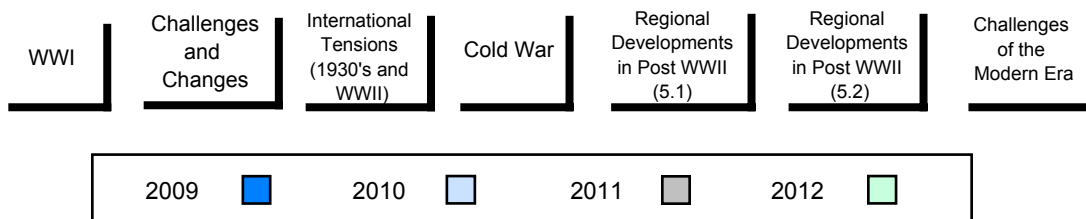
Difference from Provincial Mean, 2009-2012

School data with 5 or fewer students withheld for reasons of confidentiality.



4 Year Public Exam (Subtest) Mark Trend 2009-2012

School data with 5 or fewer students withheld for reasons of confidentiality.



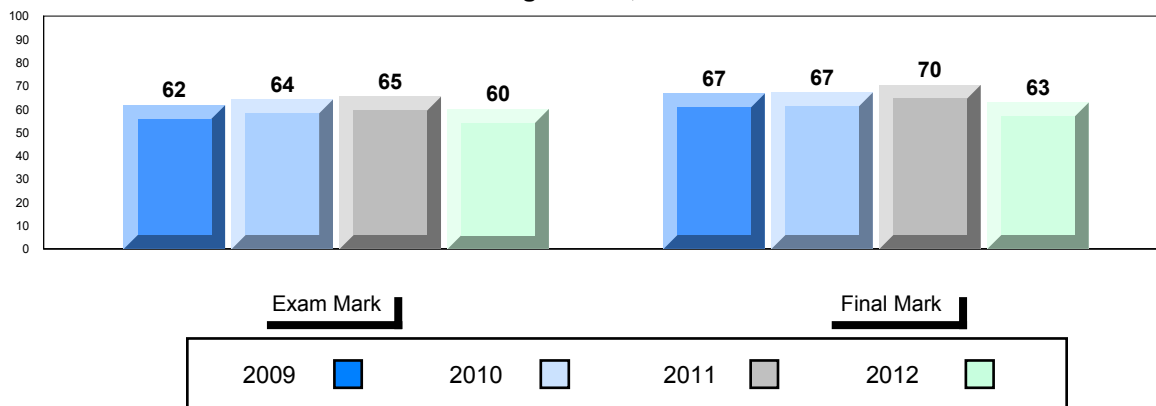
District 4 - Eastern

#302 - Queen Elizabeth Regional High, Conception Bay South (Foxtrap)

Grades: 10-12

Number of Students		24	Public Exam Mark			Final Mark			
			School vs District	School vs Province	School vs District	School vs Province			
World History 3201	School	60.1	▼	▼	62.9	▼	67.0		
	District	66.6							
	Province	67.2							
Subtest	School	59.7	▼	▼	70.5				
	WWI	District	70.8						
	Province	71.7							
Challenges and Changes	School	57.1	▼	▼					
	District	65.3							
	Province	65.2							
International Tensions (1930's and WWII)	School	65.3	▼	▼					
	District	69.7							
	Province	70.0							
Cold War	School	35.9	▼	▼					
	District	52.8							
	Province	53.3							
Regional Developments in Post WWII (5.1)	School	27.1	▼	▼					
	District	45.4							
	Province	45.8							
Regional Developments in Post WWII (5.2)	School	40.0							
	District	40.0							
	Province	41.3							
Challenges of the Modern Era	School	58.6	▼	▼					
	District	65.2							
	Province	65.7							

Average Score, 2009-2012


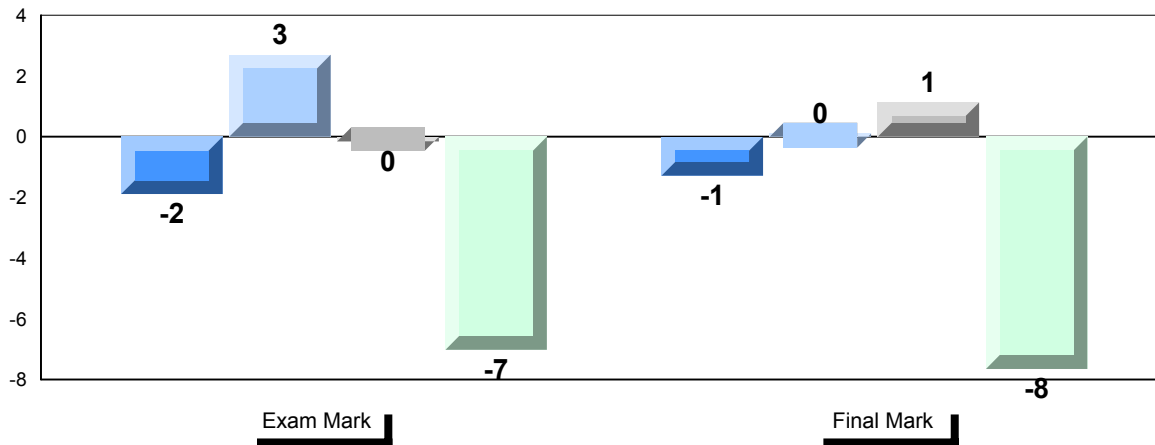


District 4 - Eastern

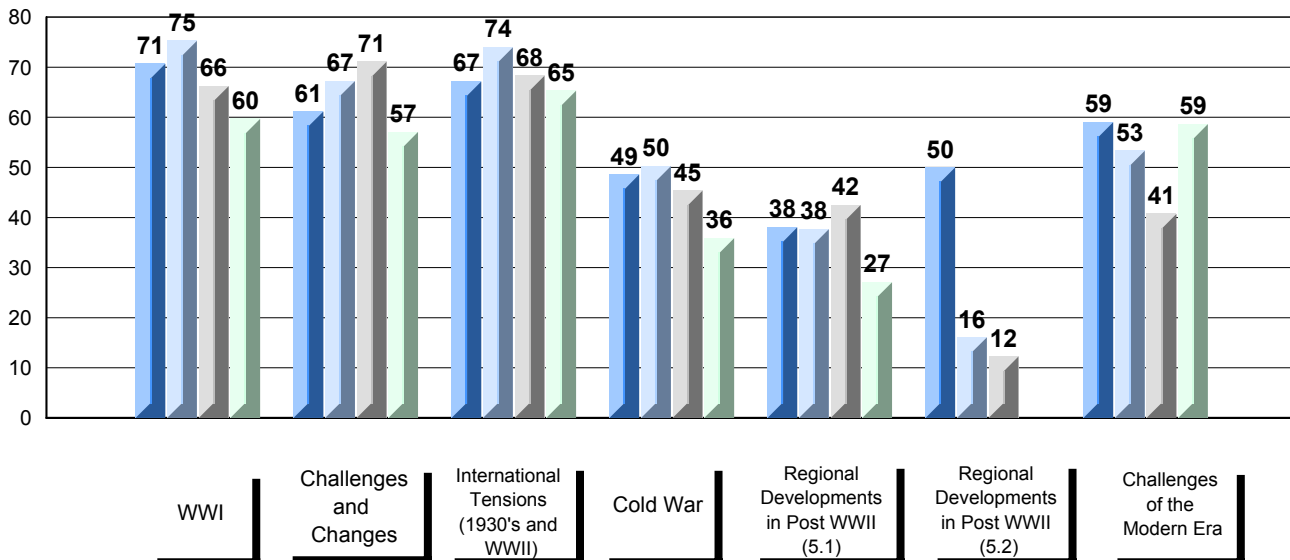
#302 - Queen Elizabeth Regional High, Conception Bay South (Foxtrap)

Grades: 10-12

Difference from Provincial Mean, 2009-2012



4 Year Public Exam (Subtest) Mark Trend 2009-2012



District 4 - Eastern

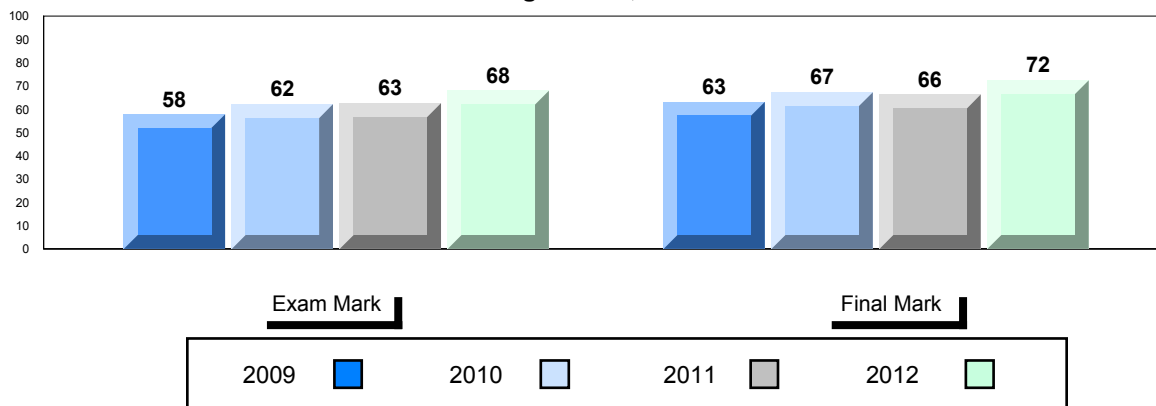
#304 - Holy Spirit High, Conception Bay South (Manuels)

Grades: 9-12

Number of Students 76

		Public Exam Mark	School vs District	School vs Province	Final Mark	School vs District	School vs Province
World History 3201		School 68.0	▲	▲	72.4 70.0 70.5	▲	▲
	District 66.6						
	Province 67.2						
Subtest							
WWI	School 76.9	▲	▲				
	District 70.8						
	Province 71.7						
Challenges and Changes	School 63.4	▼	▼				
	District 65.3						
	Province 65.2						
International Tensions (1930's and WWII)	School 71.3	▲	▲				
	District 69.7						
	Province 70.0						
Cold War	School 50.1	▼	▼				
	District 52.8						
	Province 53.3						
Regional Developments in Post WWII (5.1)	School 57.7	▲	▲				
	District 45.4						
	Province 45.8						
Regional Developments in Post WWII (5.2)	School 11.4	▼	▼				
	District 40.0						
	Province 41.3						
Challenges of the Modern Era	School 63.3	▼	▼				
	District 65.2						
	Province 65.7						

Average Score, 2009-2012


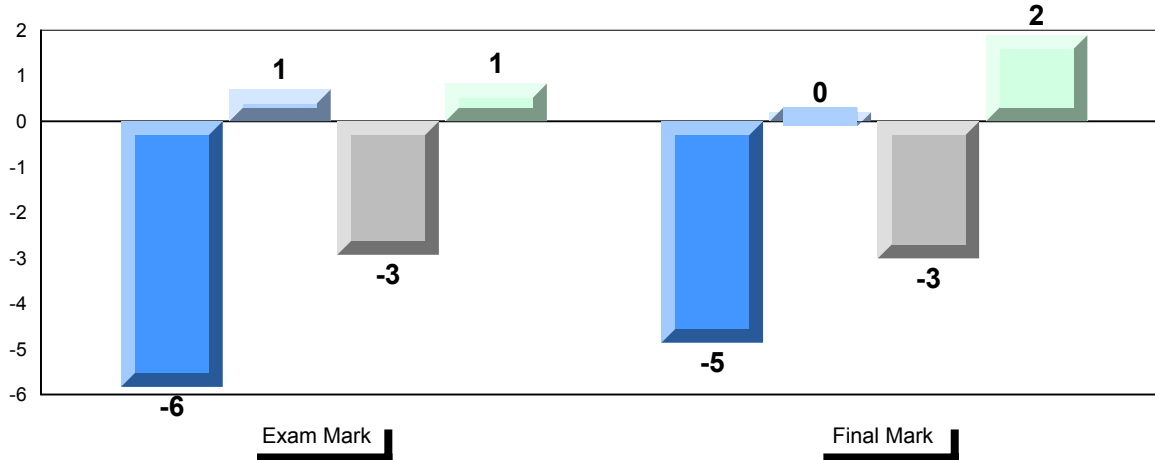


District 4 - Eastern

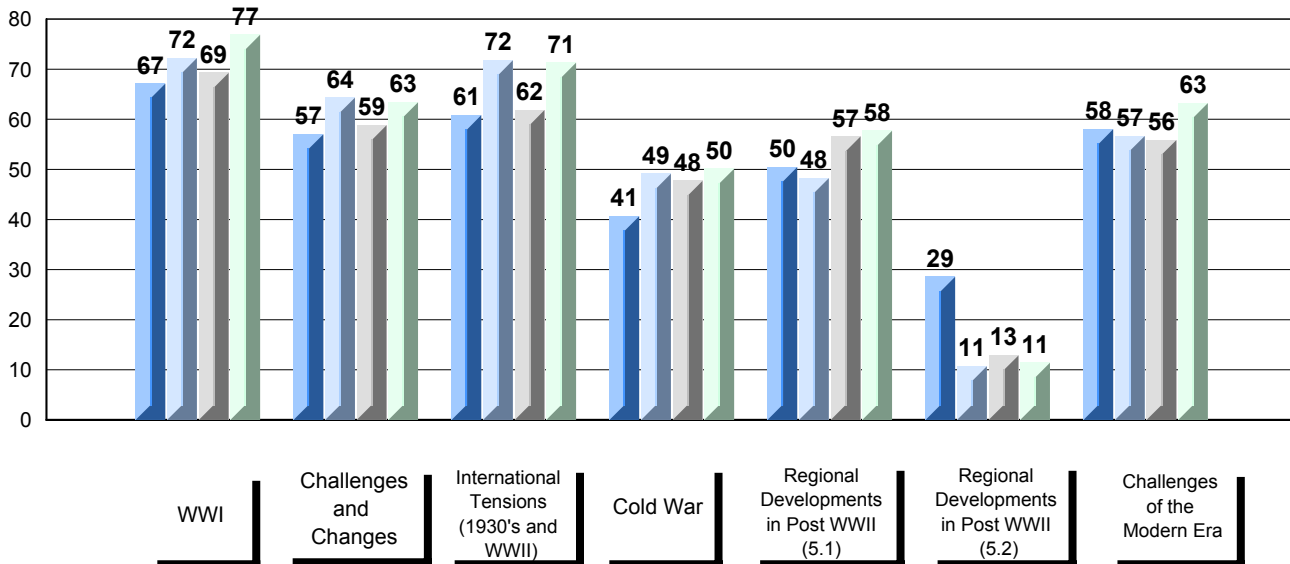
#304 - Holy Spirit High, Conception Bay South (Manuels)

Grades: 9-12

Difference from Provincial Mean, 2009-2012



4 Year Public Exam (Subtest) Mark Trend 2009-2012



District 4 - Eastern

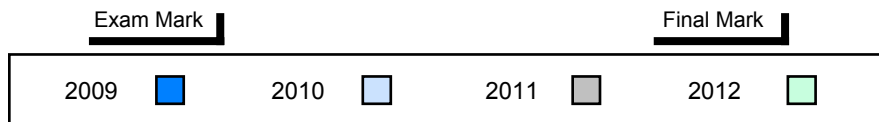
#307 - Mobile Central High, Mobile

Grades: 7-12

		Public Exam Mark	School vs District	School vs Province	Final Mark	School vs District	School vs Province
Number of Students	2						
World History 3201	School District Province	<i>School data with 5 or fewer students withheld for reasons of confidentiality.</i>		<i>School data with 5 or fewer students withheld for reasons of confidentiality.</i>			
<u>Subtest</u>	School District Province						
WWI	School District Province						
Challenges and Changes	School District Province						
International Tensions (1930's and WWII)	School District Province						
Cold War	School District Province						
Regional Developments in Post WWII (5.1)	School District Province						
Regional Developments in Post WWII (5.2)	School District Province						
Challenges of the Modern Era	School District Province						

Average Score, 2009-2012

School data with 5 or fewer students withheld for reasons of confidentiality.



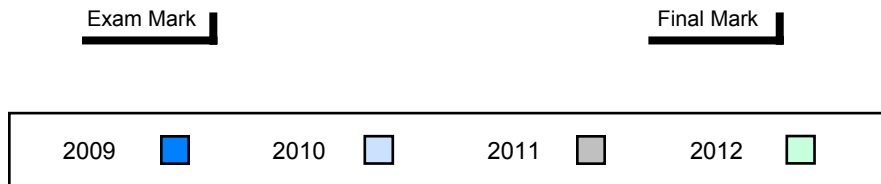
District 4 - Eastern

#307 - Mobile Central High, Mobile

Grades: 7-12

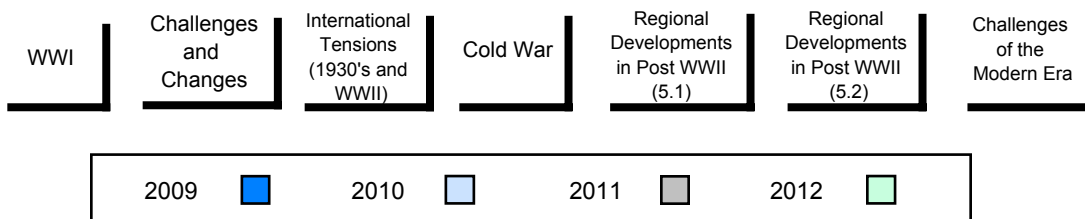
Difference from Provincial Mean, 2009-2012

School data with 5 or fewer students withheld for reasons of confidentiality.



4 Year Public Exam (Subtest) Mark Trend 2009-2012

School data with 5 or fewer students withheld for reasons of confidentiality.



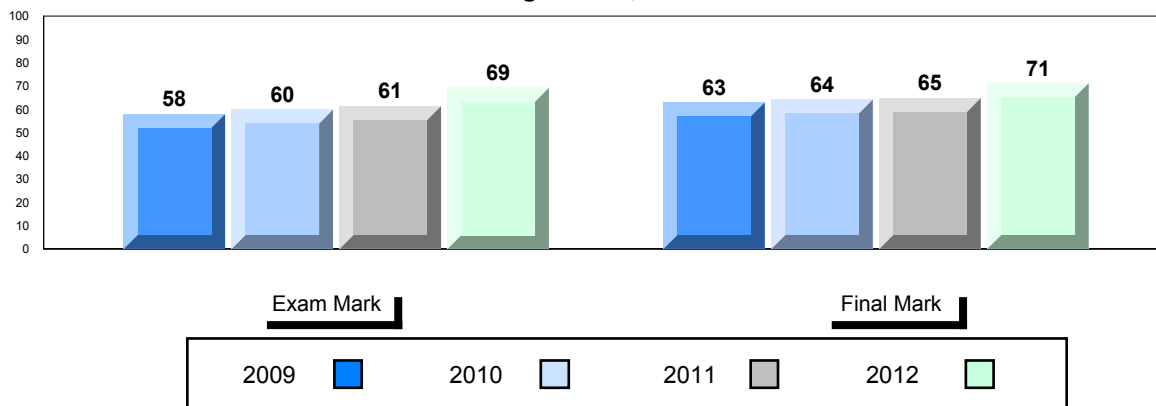
District 4 - Eastern

#311 - Mount Pearl Senior High, Mount Pearl

Grades: 10-12

Number of Students		32	Public Exam Mark			Final Mark		
			School vs District	School vs Province	School vs District	School vs Province		
World History 3201	School	69.2	▲	▲	71.2	▲	70.0	70.5
	District	66.6						
	Province	67.2						
Subtest	School	77.6	▲	▲				
	District	70.8						
	Province	71.7						
WWI	School	69.7	▲	▲				
	District	65.3						
	Province	65.2						
Challenges and Changes	School	68.6	▼	▼				
	District	69.7						
	Province	70.0						
International Tensions (1930's and WWII)	School	56.5	▲	▲				
	District	52.8						
	Province	53.3						
Cold War	School	27.2	▼	▼				
	District	45.4						
	Province	45.8						
Regional Developments in Post WWII (5.1)	School	42.2	▲	▲				
	District	40.0						
	Province	41.3						
Regional Developments in Post WWII (5.2)	School	67.6	▲	▲				
	District	65.2						
	Province	65.7						

Average Score, 2009-2012

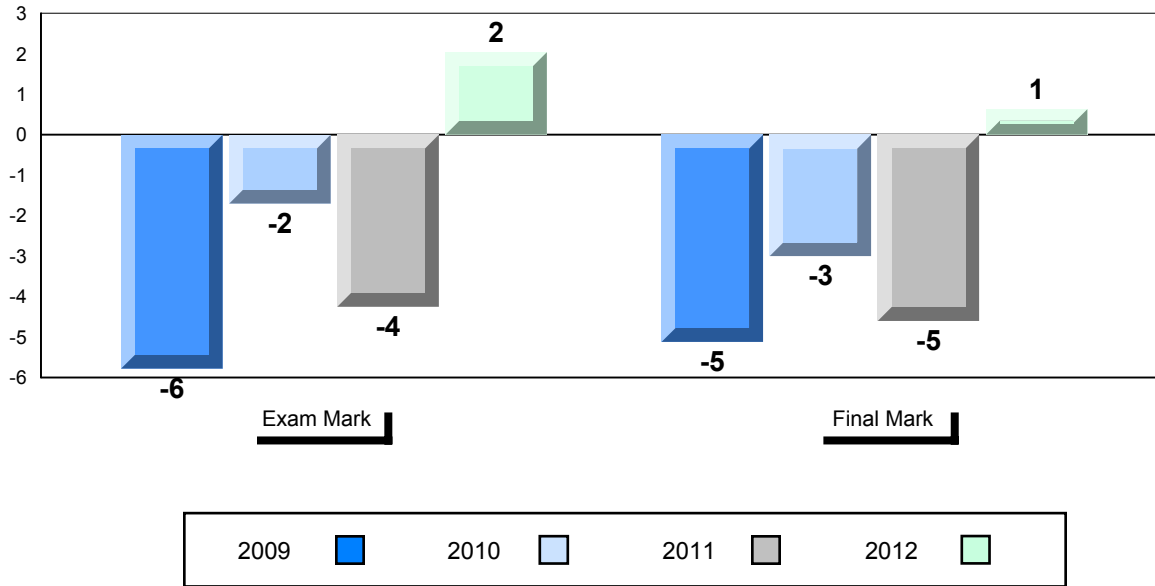


District 4 - Eastern

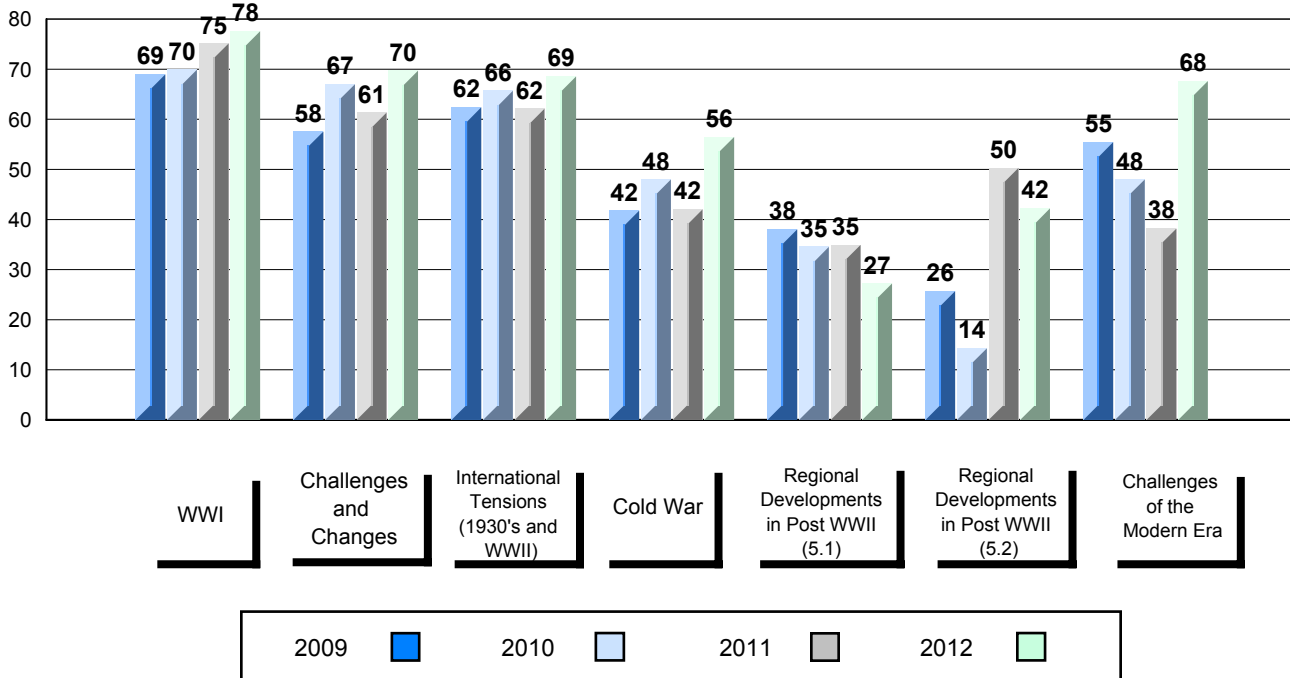
#311 - Mount Pearl Senior High, Mount Pearl

Grades: 10-12

Difference from Provincial Mean, 2009-2012



4 Year Public Exam (Subtest) Mark Trend 2009-2012



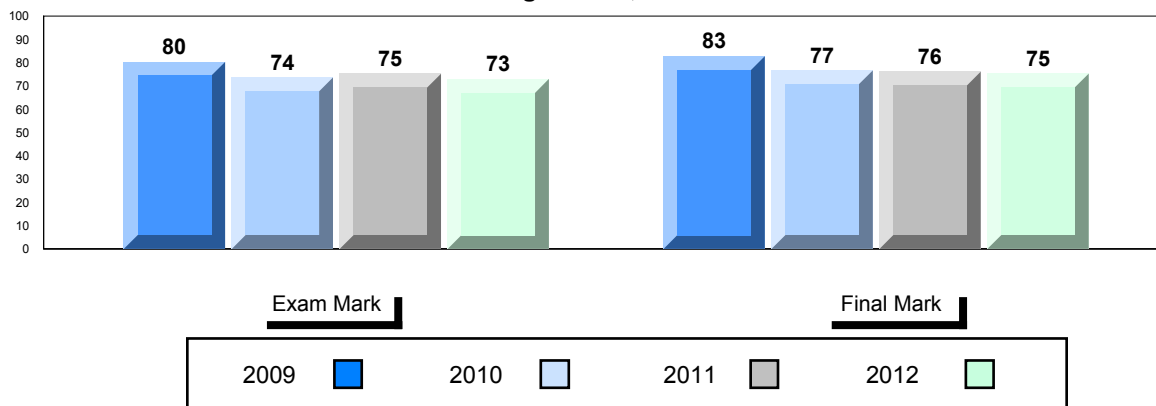
District 4 - Eastern

#313 - O'Donel High School, Mount Pearl

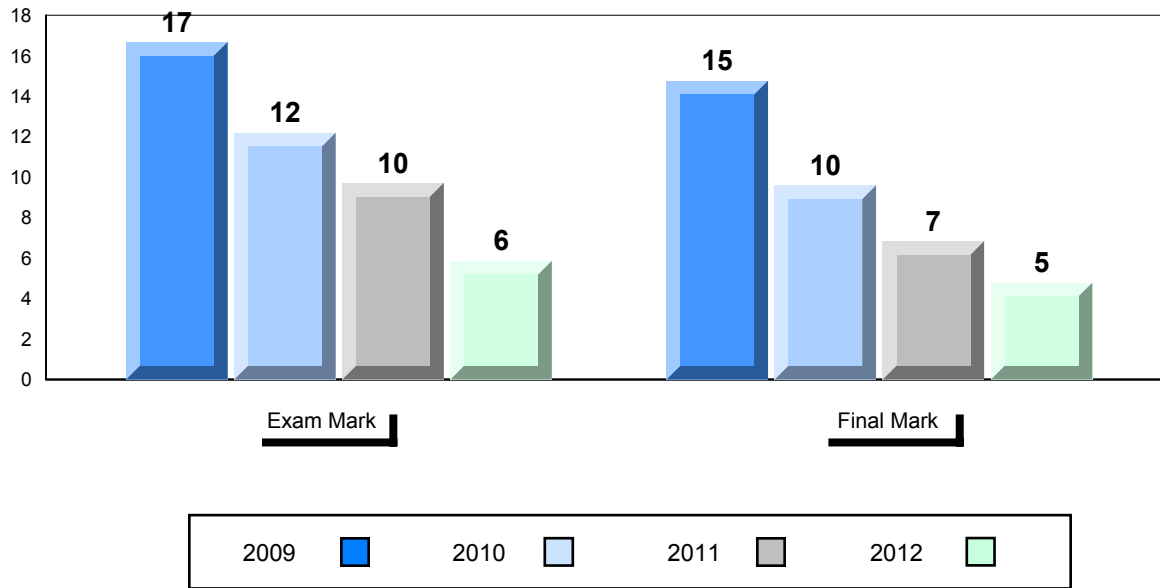
Grades: 10-12

Number of Students		57	Public Exam Mark			Final Mark		
			School vs District	School vs Province	School vs District	School vs Province		
World History 3201	School	73.0	▲	▲	75.3	▲	▲	
	District	66.6			70.0			
	Province	67.2			70.5			
Subtest								
WWI	School	78.5	▲	▲				
	District	70.8						
	Province	71.7						
Challenges and Changes	School	73.2	▲	▲				
	District	65.3						
	Province	65.2						
International Tensions (1930's and WWII)	School	75.0	▲	▲				
	District	69.7						
	Province	70.0						
Cold War	School	62.6	▲	▲				
	District	52.8						
	Province	53.3						
Regional Developments in Post WWII (5.1)	School	22.9	▼	▼				
	District	45.4						
	Province	45.8						
Regional Developments in Post WWII (5.2)	School	56.4	▲	▲				
	District	40.0						
	Province	41.3						
Challenges of the Modern Era	School	65.8	▲	▲				
	District	65.2						
	Province	65.7						

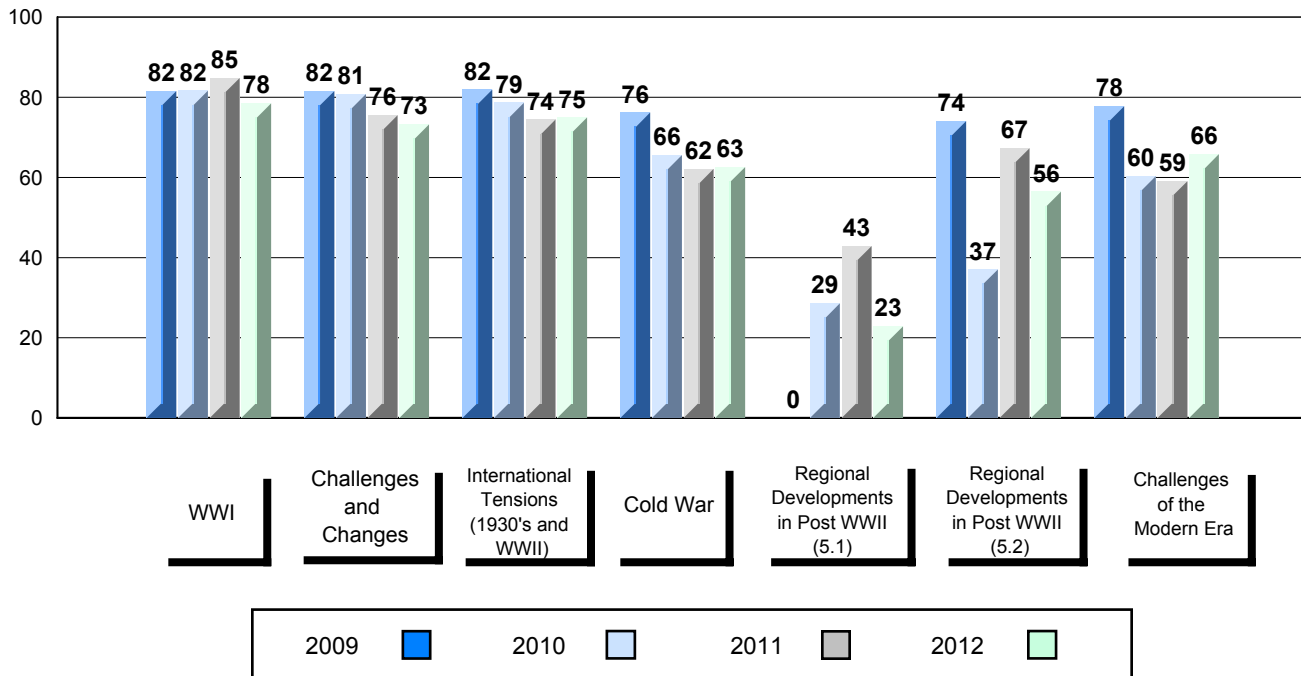
Average Score, 2009-2012



Difference from Provincial Mean, 2009-2012



4 Year Public Exam (Subtest) Mark Trend 2009-2012



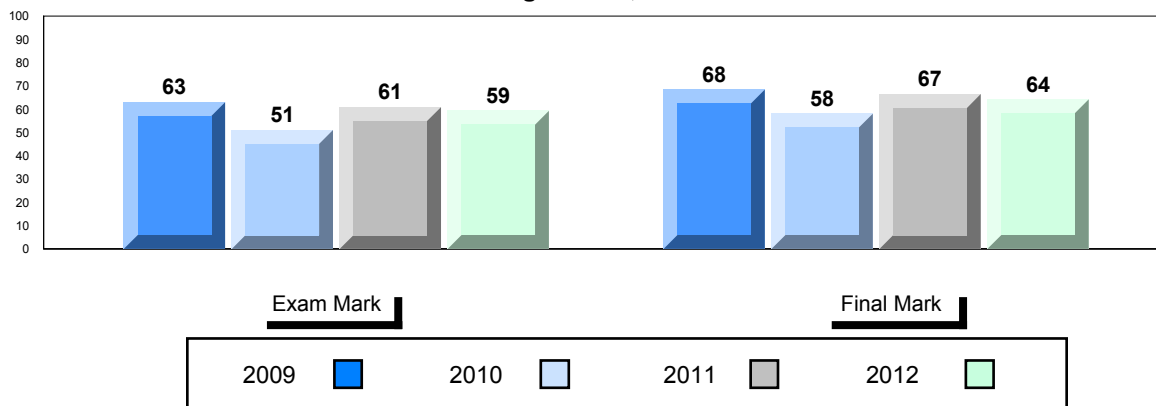
District 4 - Eastern

#327 - Bishops College High, St. John's

Grades: 10-12

Number of Students		43	Public Exam Mark			Final Mark		
			School vs District	School vs Province	School vs District	School vs Province		
World History 3201	School	59.3	▼	▼	64.3	▼	▼	
	District	66.6			70.0			
	Province	67.2			70.5			
<u>Subtest</u>								
WWI	School	62.8	▼	▼				
	District	70.8						
	Province	71.7						
Challenges and Changes	School	59.8	▼	▼				
	District	65.3						
	Province	65.2						
International Tensions (1930's and WWII)	School	62.3	▼	▼				
	District	69.7						
	Province	70.0						
Cold War	School	47.6	▼	▼				
	District	52.8						
	Province	53.3						
Regional Developments in Post WWII (5.1)	School	30.0	▼	▼				
	District	45.4						
	Province	45.8						
Regional Developments in Post WWII (5.2)	School	6.5	▼	▼				
	District	40.0						
	Province	41.3						
Challenges of the Modern Era	School	64.3	▼	▼				
	District	65.2						
	Province	65.7						

Average Score, 2009-2012


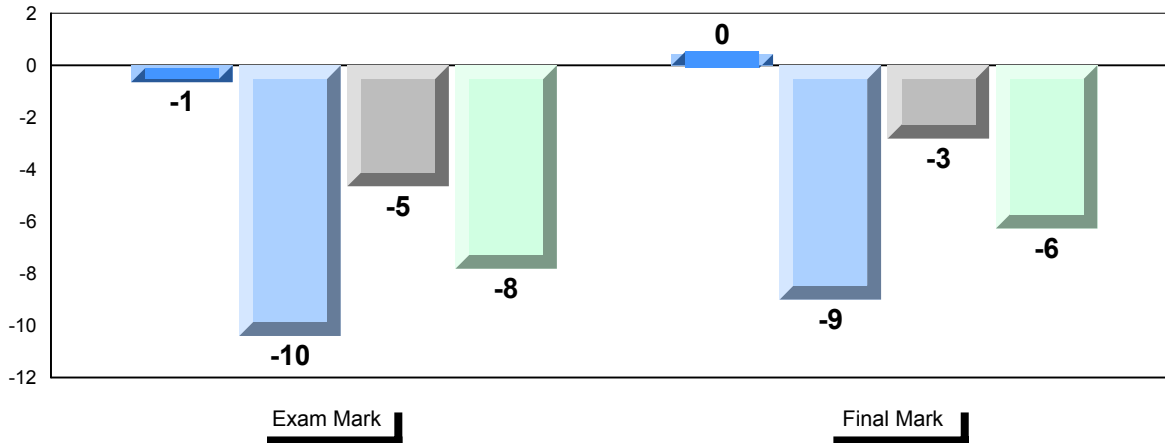


District 4 - Eastern

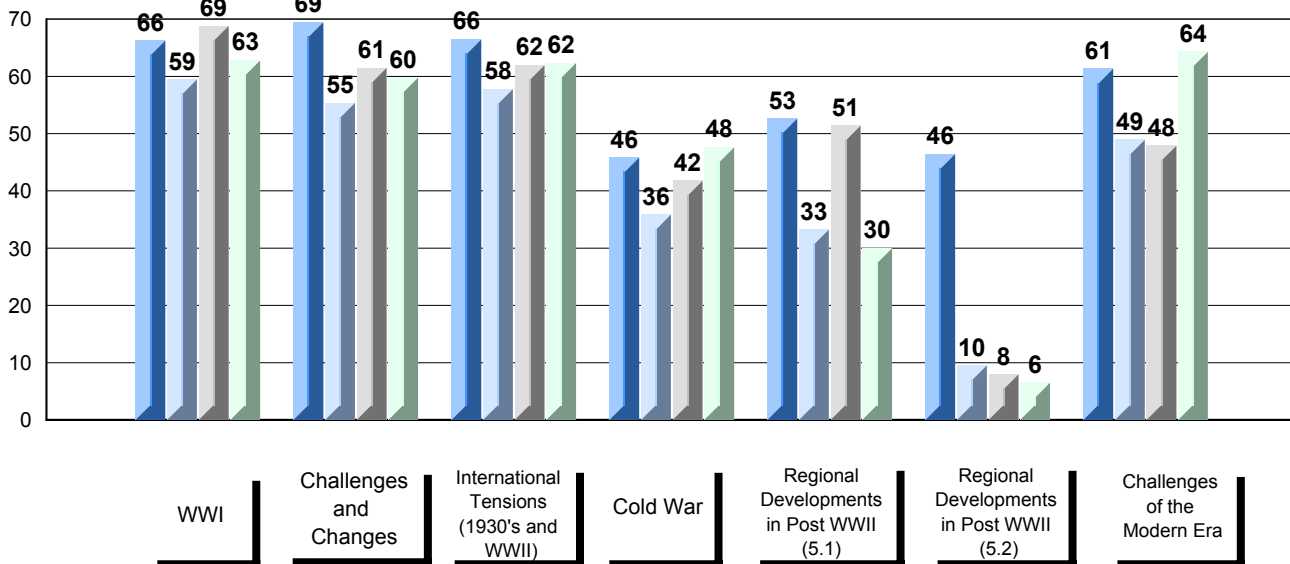
#327 - Bishops College High, St. John's

Grades: 10-12

Difference from Provincial Mean, 2009-2012



4 Year Public Exam (Subtest) Mark Trend 2009-2012



District 4 - Eastern

#328 - Booth Memorial High School, St. John's

Grades: 9-12

Number of Students

26

World History 3201

Subtest

WWI

Challenges and Changes

International Tensions (1930's and WWII)

Cold War

Regional Developments in Post WWII (5.1)

Regional Developments in Post WWII (5.2)

Challenges of the Modern Era

School
District
Province

School
District
Province

School
District
Province

School
District
Province

School
District
Province

School
District
Province

School
District
Province

School
District
Province

Public Exam Mark

School vs District

School vs Province

64.2
66.6
67.2



57.9
70.8
71.7



62.6
65.3
65.2



67.2
69.7
70.0



53.4
52.8
53.3



58.8
45.4
45.8



40.0
41.3



57.7
65.2
65.7



Final Mark

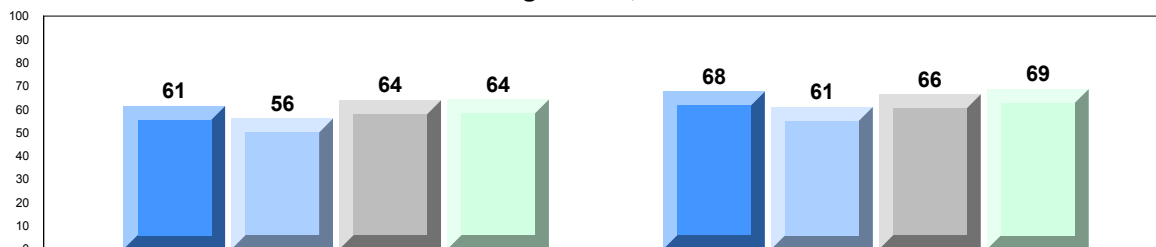
School vs District

School vs Province

68.7
70.0
70.5



Average Score, 2009-2012


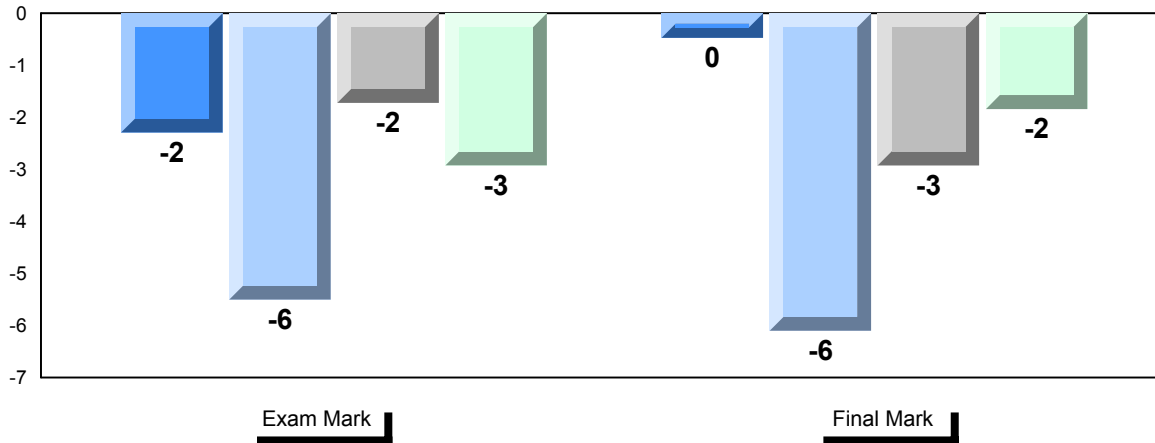


Exam Mark

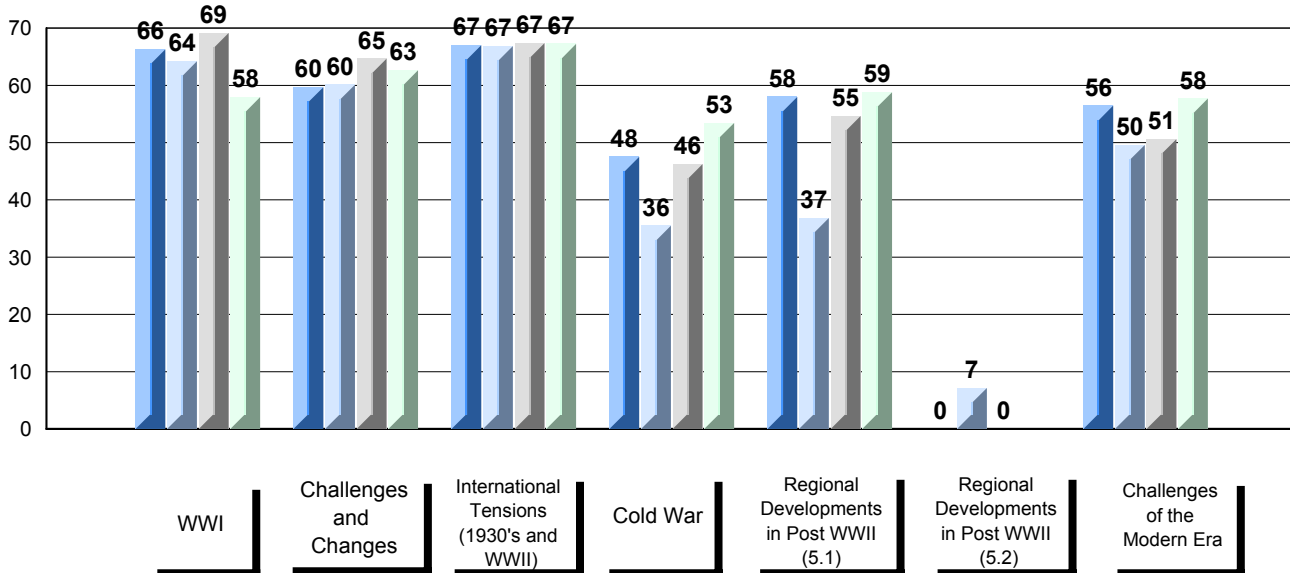
Final Mark



Difference from Provincial Mean, 2009-2012



4 Year Public Exam (Subtest) Mark Trend 2009-2012



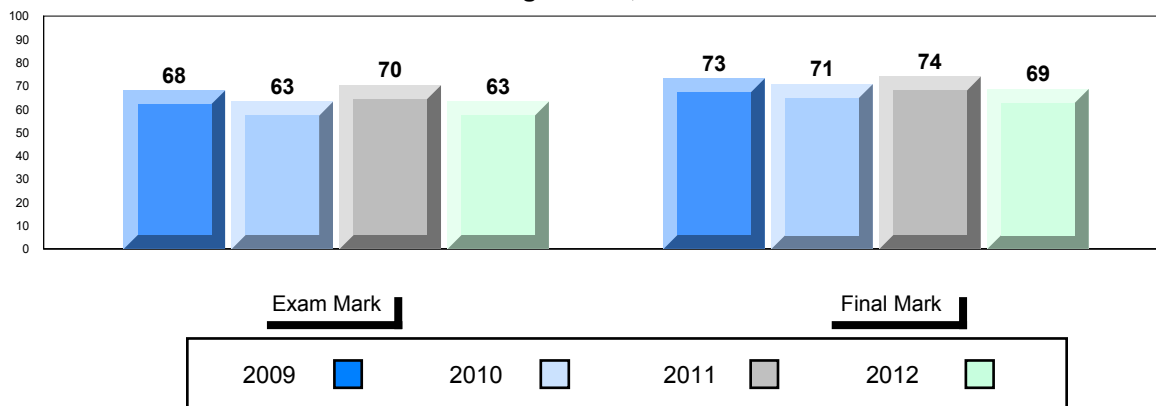
District 4 - Eastern

#336 - Gonzaga Regional High, St. John's

Grades: 10-12

Number of Students		45	Public Exam Mark			Final Mark		
			School vs District	School vs Province	School vs District	School vs Province		
World History 3201	School	63.3	▼	▼	68.7	▼	▼	
	District	66.6			70.0			
	Province	67.2			70.5			
<u>Subtest</u>								
WWI	School	68.8	▼	▼				
	District	70.8						
	Province	71.7						
Challenges and Changes	School	67.3	▲	▲				
	District	65.3						
	Province	65.2						
International Tensions (1930's and WWII)	School	66.0	▼	▼				
	District	69.7						
	Province	70.0						
Cold War	School	40.3	▼	▼				
	District	52.8						
	Province	53.3						
Regional Developments in Post WWII (5.1)	School	38.1	▼	▼				
	District	45.4						
	Province	45.8						
Regional Developments in Post WWII (5.2)	School	21.4	▼	▼				
	District	40.0						
	Province	41.3						
Challenges of the Modern Era	School	66.7	▲	▲				
	District	65.2						
	Province	65.7						

Average Score, 2009-2012

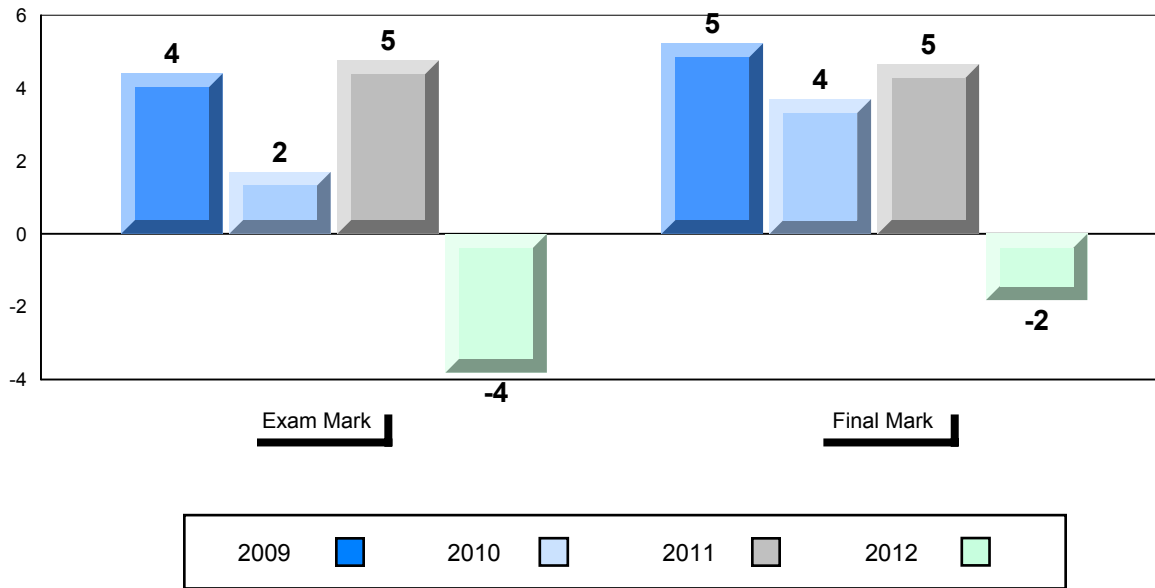


District 4 - Eastern

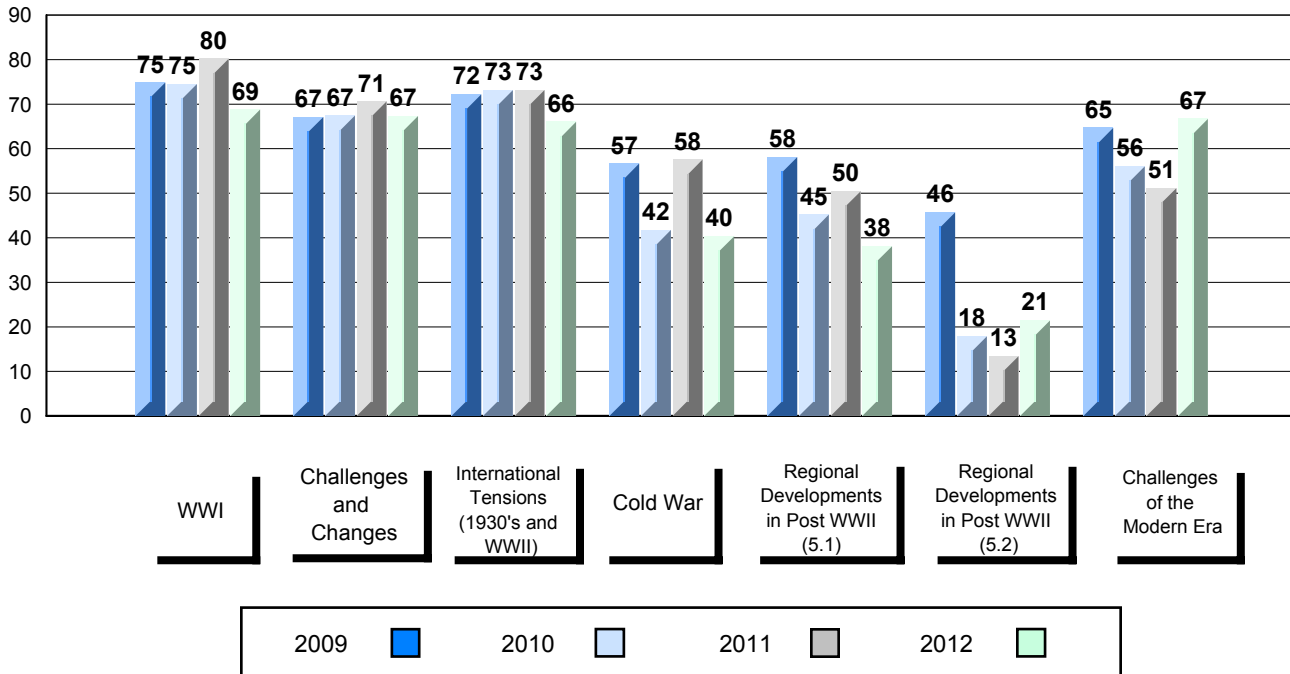
#336 - Gonzaga Regional High, St. John's

Grades: 10-12

Difference from Provincial Mean, 2009-2012



4 Year Public Exam (Subtest) Mark Trend 2009-2012



District 4 - Eastern

#340 - Holy Heart of Mary Regional High, St. John's

Grades: 10-12

Number of Students

68

World History 3201

Subtest

WWI

Challenges and Changes

International Tensions (1930's and WWII)

Cold War

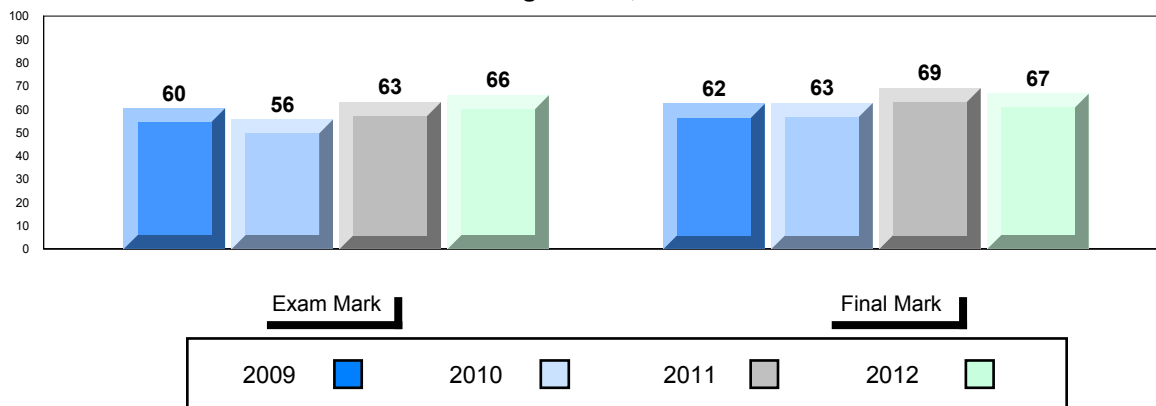
Regional Developments in Post WWII (5.1)

Regional Developments in Post WWII (5.2)

Challenges of the Modern Era

		Public Exam Mark	School vs District	School vs Province	Final Mark	School vs District	School vs Province
	School	66.0	▼	▼	66.7	▼	▼
	District	66.6			70.0		
	Province	67.2			70.5		
WWI	School	77.2	▲	▲			
	District	70.8					
	Province	71.7					
Challenges and Changes	School	65.4	▲	▲			
	District	65.3					
	Province	65.2					
International Tensions (1930's and WWII)	School	66.9	▼	▼			
	District	69.7					
	Province	70.0					
Cold War	School	45.5	▼	▼			
	District	52.8					
	Province	53.3					
Regional Developments in Post WWII (5.1)	School	9.9	▼	▼			
	District	45.4					
	Province	45.8					
Regional Developments in Post WWII (5.2)	School	52.3	▲	▲			
	District	40.0					
	Province	41.3					
Challenges of the Modern Era	School	60.9	▼	▼			
	District	65.2					
	Province	65.7					

Average Score, 2009-2012


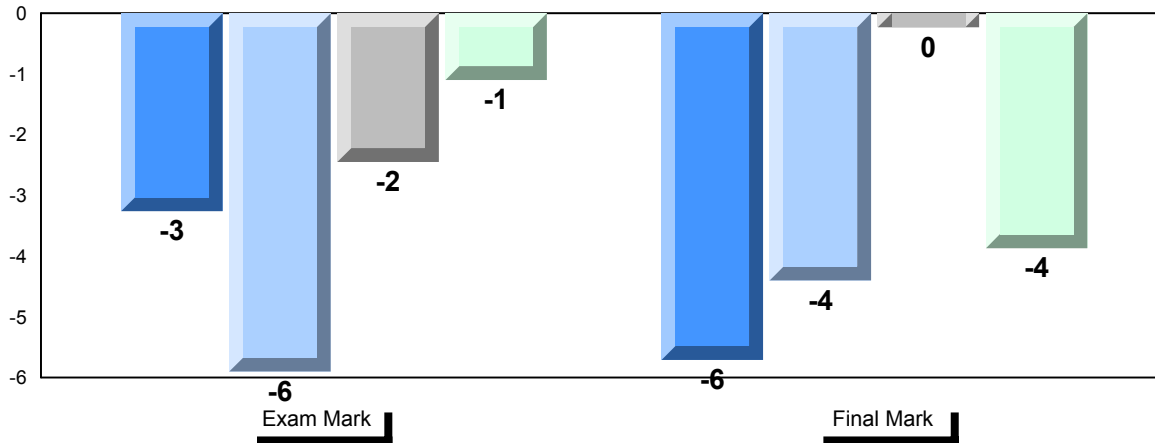


District 4 - Eastern

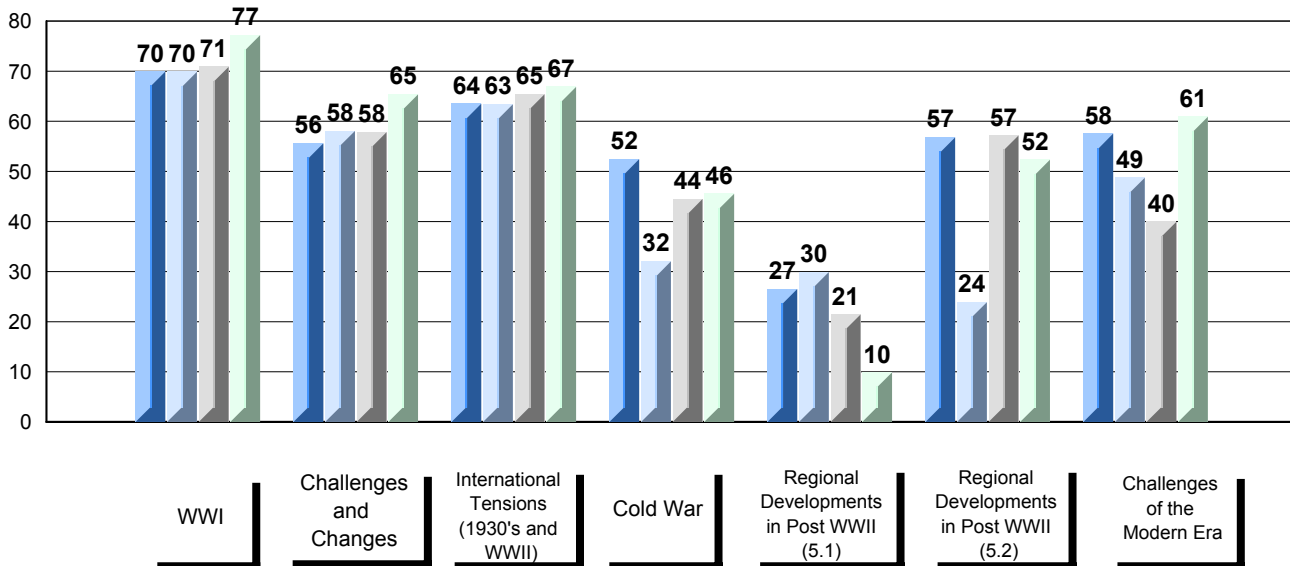
#340 - Holy Heart of Mary Regional High, St. John's

Grades: 10-12

Difference from Provincial Mean, 2009-2012



4 Year Public Exam (Subtest) Mark Trend 2009-2012



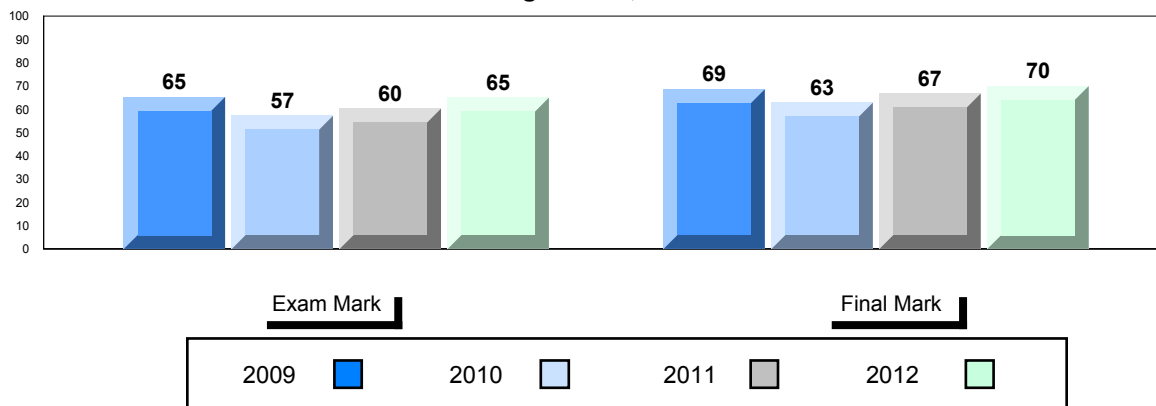
District 4 - Eastern

#347 - Prince of Wales Collegiate, St. John's


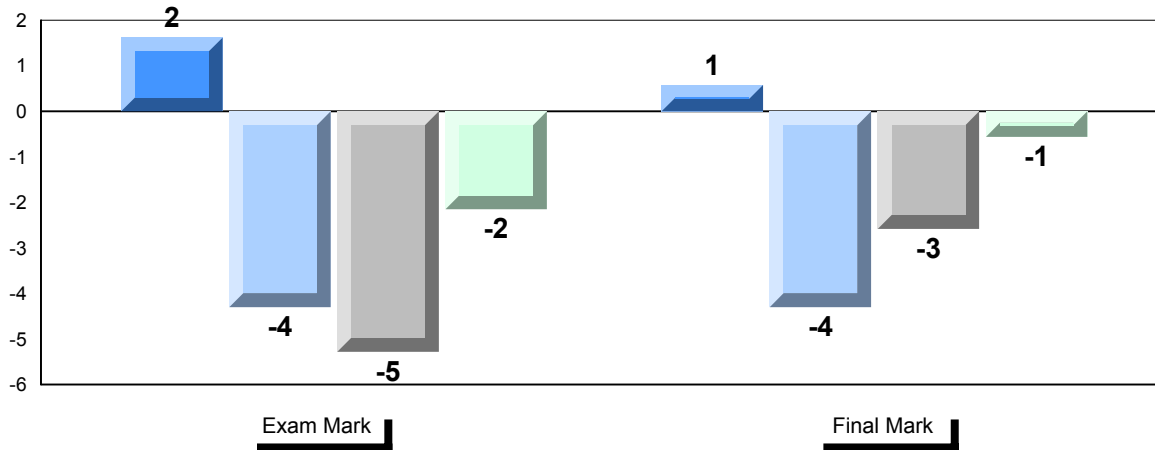
Grades: 10-12

Number of Students		31	Public Exam Mark			Final Mark		
			School vs District	School vs Province	School vs District	School vs Province		
World History 3201	School	65.0	▼	▼	70.0	▼	70.0	▼
	District	66.6						
	Province	67.2						
Subtest	School	69.1	▼	▼	70.5			
	District	70.8						
	Province	71.7						
WWI	School	69.1	▼	▼				
	District	70.8						
	Province	71.7						
Challenges and Changes	School	67.5	▲	▲				
	District	65.3						
	Province	65.2						
International Tensions (1930's and WWII)	School	69.8	▲	▼				
	District	69.7						
	Province	70.0						
Cold War	School	44.0	▼	▼				
	District	52.8						
	Province	53.3						
Regional Developments in Post WWII (5.1)	School	39.4	▼	▼				
	District	45.4						
	Province	45.8						
Regional Developments in Post WWII (5.2)	School	32.5	▼	▼				
	District	40.0						
	Province	41.3						
Challenges of the Modern Era	School	64.1	▼	▼				
	District	65.2						
	Province	65.7						

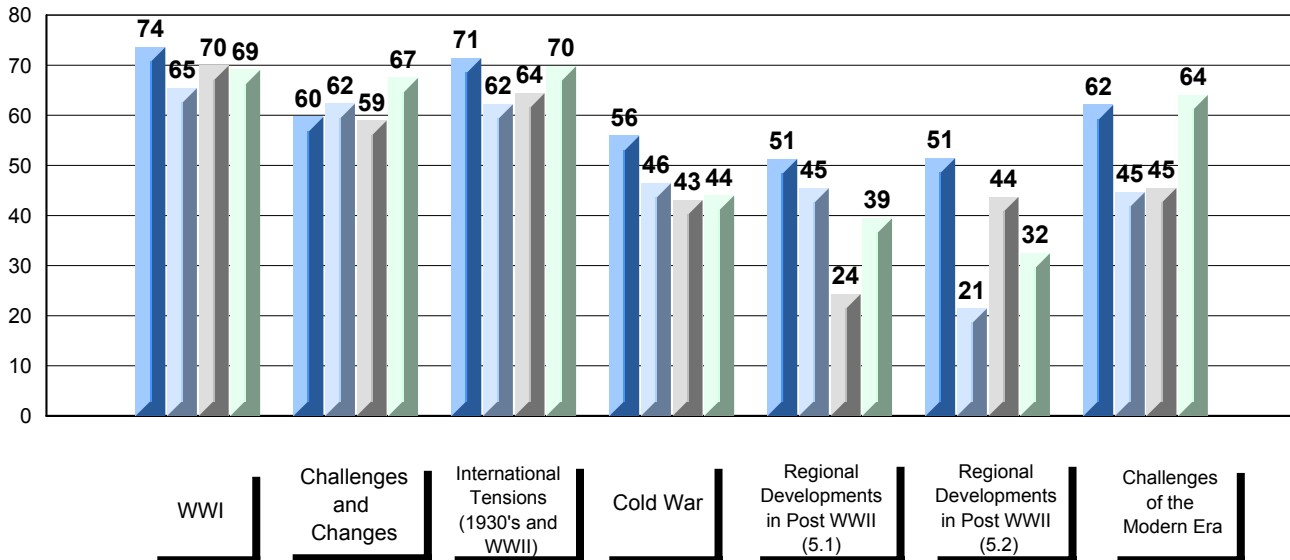
Average Score, 2009-2012



Difference from Provincial Mean, 2009-2012



4 Year Public Exam (Subtest) Mark Trend 2009-2012



District 4 - Eastern

#354 - St. Kevin's High, St. John's (Goulds)

Grades: 10-12

Number of Students

27

World History 3201

Subtest

WWI

Challenges and Changes

International Tensions (1930's and WWII)

Cold War

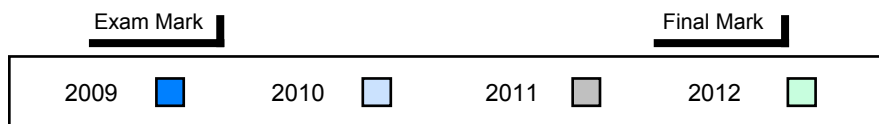
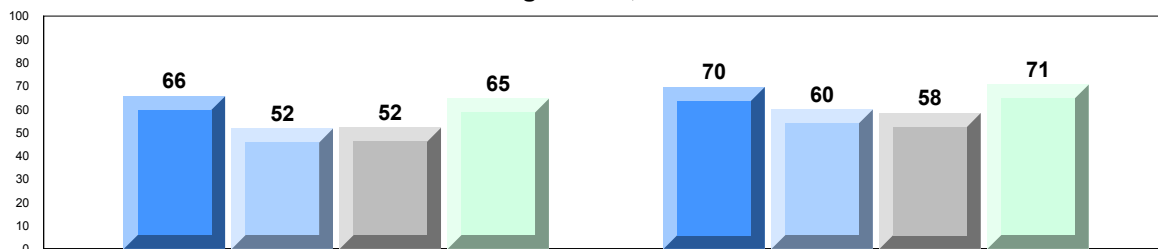
Regional Developments in Post WWII (5.1)

Regional Developments in Post WWII (5.2)


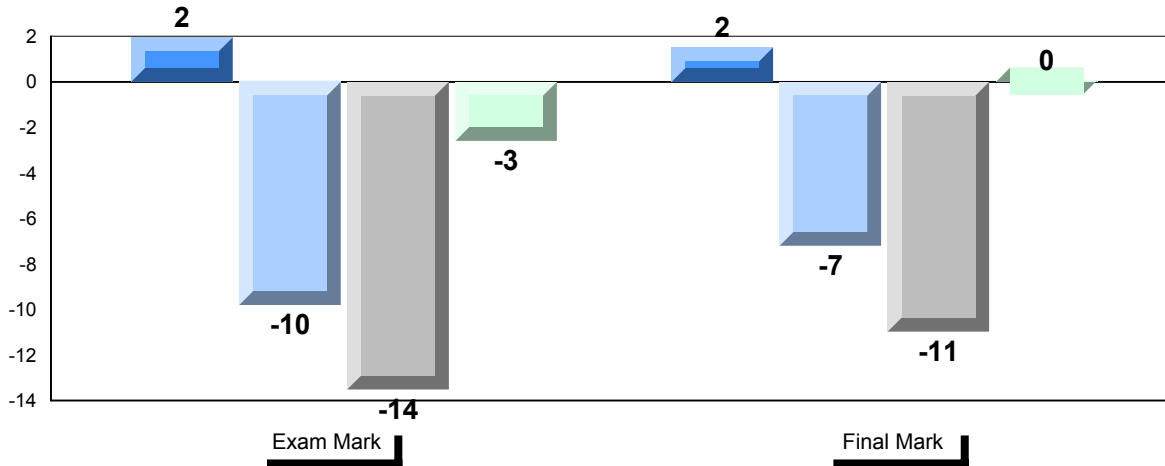
Challenges of the Modern Era

		Public Exam Mark	School vs District	School vs Province	Final Mark	School vs District	School vs Province
	School	64.6	▼	▼			
	District	66.6			70.6	▲	▲
	Province	67.2			70.0		
					70.5		
WWI	School	71.3	▲	▼			
	District	70.8					
	Province	71.7					
Challenges and Changes	School	62.5	▼	▼			
	District	65.3					
	Province	65.2					
International Tensions (1930's and WWII)	School	67.9	▼	▼			
	District	69.7					
	Province	70.0					
Cold War	School	50.0	▼	▼			
	District	52.8					
	Province	53.3					
Regional Developments in Post WWII (5.1)	School	46.2	▲	▲			
	District	45.4					
	Province	45.8					
Regional Developments in Post WWII (5.2)	School	7.1	▼	▼			
	District	40.0					
	Province	41.3					
Challenges of the Modern Era	School	66.9	▲	▲			
	District	65.2					
	Province	65.7					

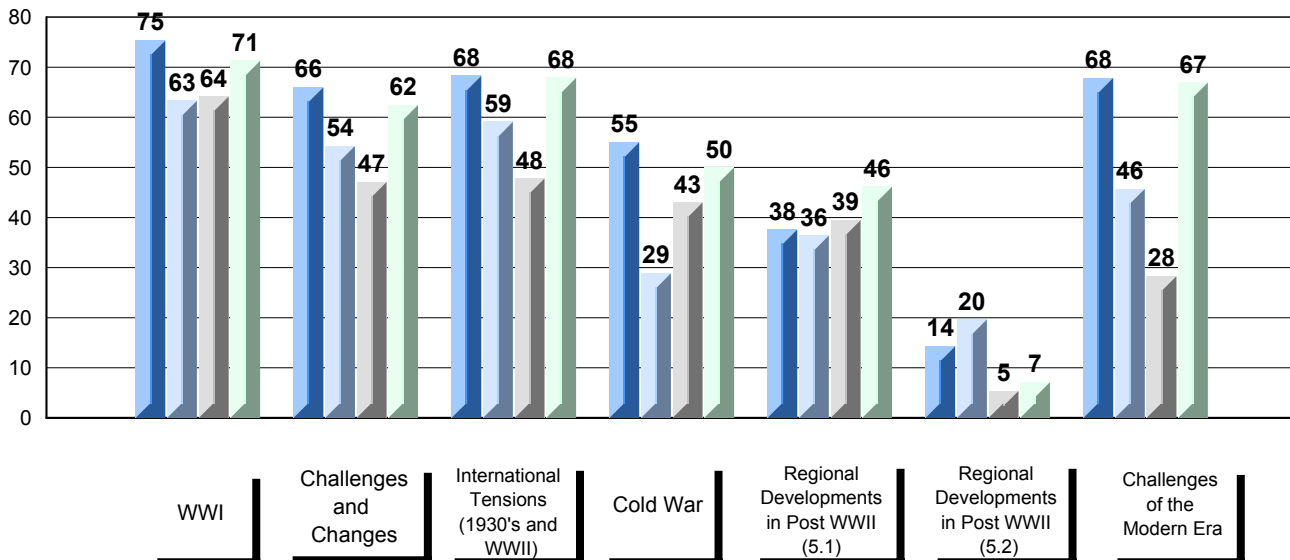
Average Score, 2009-2012



Difference from Provincial Mean, 2009-2012



4 Year Public Exam (Subtest) Mark Trend 2009-2012



District 4 - Eastern

#368 - Holy Trinity High, Torbay

Grades: 7-12

Number of Students 47

World History 3201

Subtest

WWI

Challenges and Changes

International Tensions (1930's and WWII)

Cold War

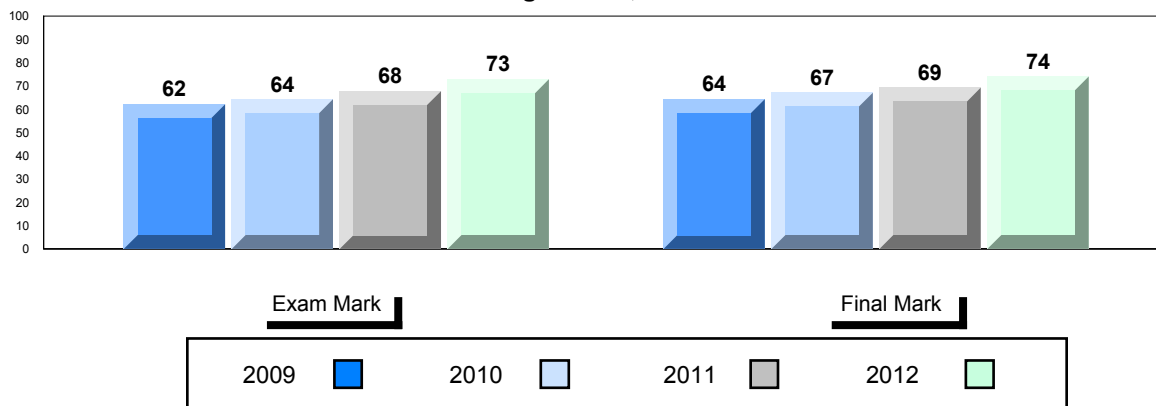
Regional Developments in Post WWII (5.1)

Regional Developments in Post WWII (5.2)


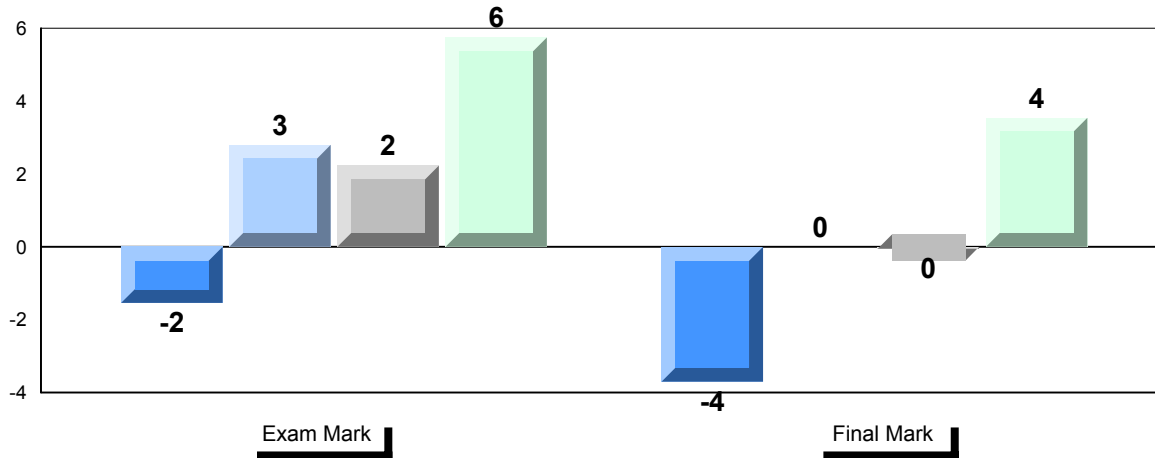
Challenges of the Modern Era

		Public Exam Mark	School vs District	School vs Province	Final Mark	School vs District	School vs Province
	School	72.9	▲	▲	74.1	▲	▲
	District	66.6			70.0		
	Province	67.2			70.5		
WWI	School	73.4	▲	▲			
	District	70.8					
	Province	71.7					
Challenges and Changes	School	72.6	▲	▲			
	District	65.3					
	Province	65.2					
International Tensions (1930's and WWII)	School	76.2	▲	▲			
	District	69.7					
	Province	70.0					
Cold War	School	66.2	▲	▲			
	District	52.8					
	Province	53.3					
Regional Developments in Post WWII (5.1)	School	49.2	▲	▲			
	District	45.4					
	Province	45.8					
Regional Developments in Post WWII (5.2)	School						
	District	40.0					
	Province	41.3					
Challenges of the Modern Era	School	79.8	▲	▲			
	District	65.2					
	Province	65.7					

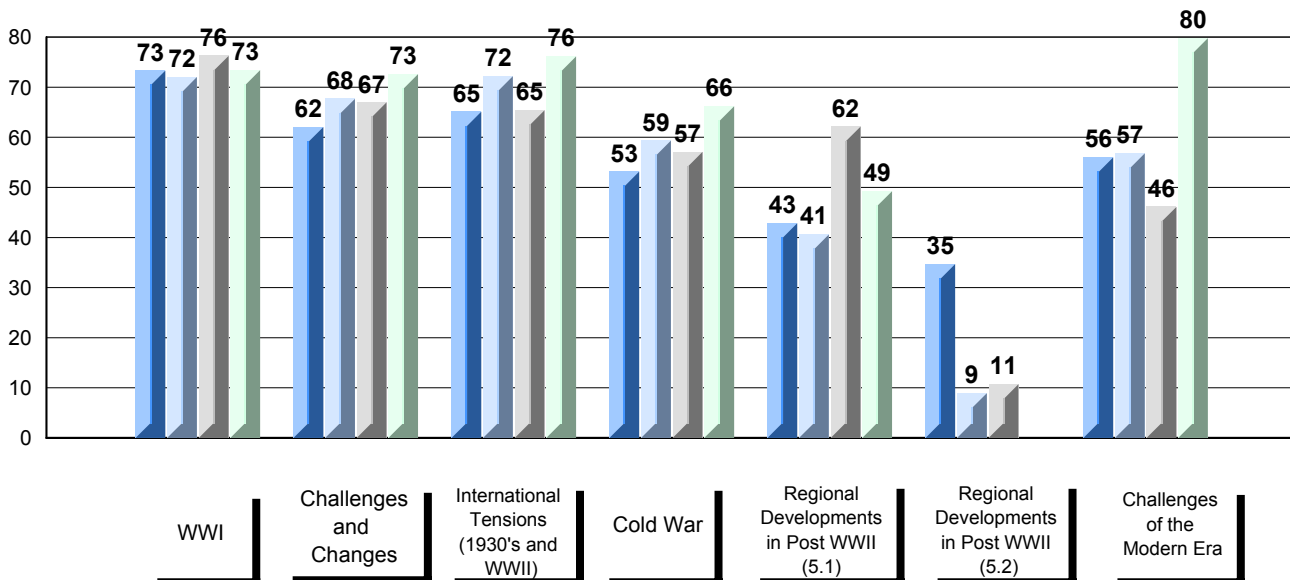
Average Score, 2009-2012



Difference from Provincial Mean, 2009-2012



4 Year Public Exam (Subtest) Mark Trend 2009-2012



District 4 - Eastern

#464 - Crescent Collegiate, Blaketown

Grades: 7-12

Number of Students

23

World History 3201

School
District
Province

Public Exam Mark

School vs District

School vs Province

57.4
66.6
67.2



Final Mark

School vs District

School vs Province

61.6
70.0
70.5



Subtest

WWI

School
District
Province

58.2
70.8
71.7



Challenges and Changes

School
District
Province

53.3
65.3
65.2



International Tensions (1930's and WWII)

School
District
Province

60.7
69.7
70.0



Cold War

School
District
Province

46.1
52.8
53.3



Regional Developments in Post WWII (5.1)

School
District
Province

41.1
45.4
45.8



Regional Developments in Post WWII (5.2)

School
District
Province

52.9
40.0
41.3



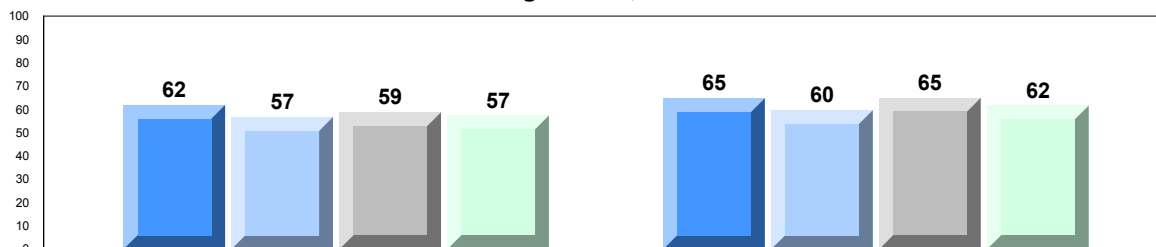
Challenges of the Modern Era

School
District
Province

58.1
65.2
65.7



Average Score, 2009-2012

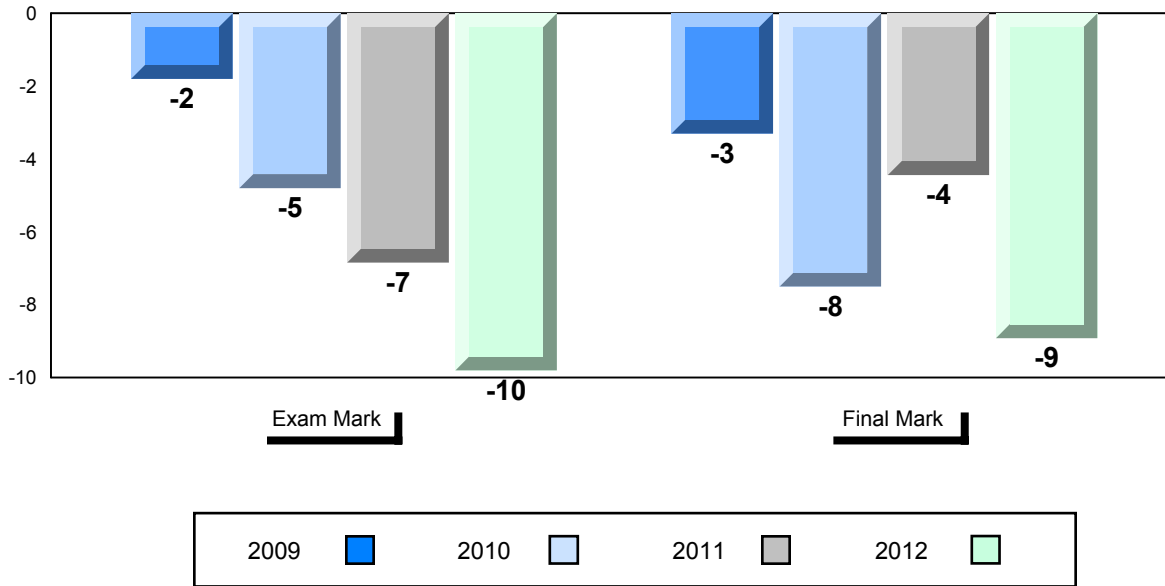


Exam Mark

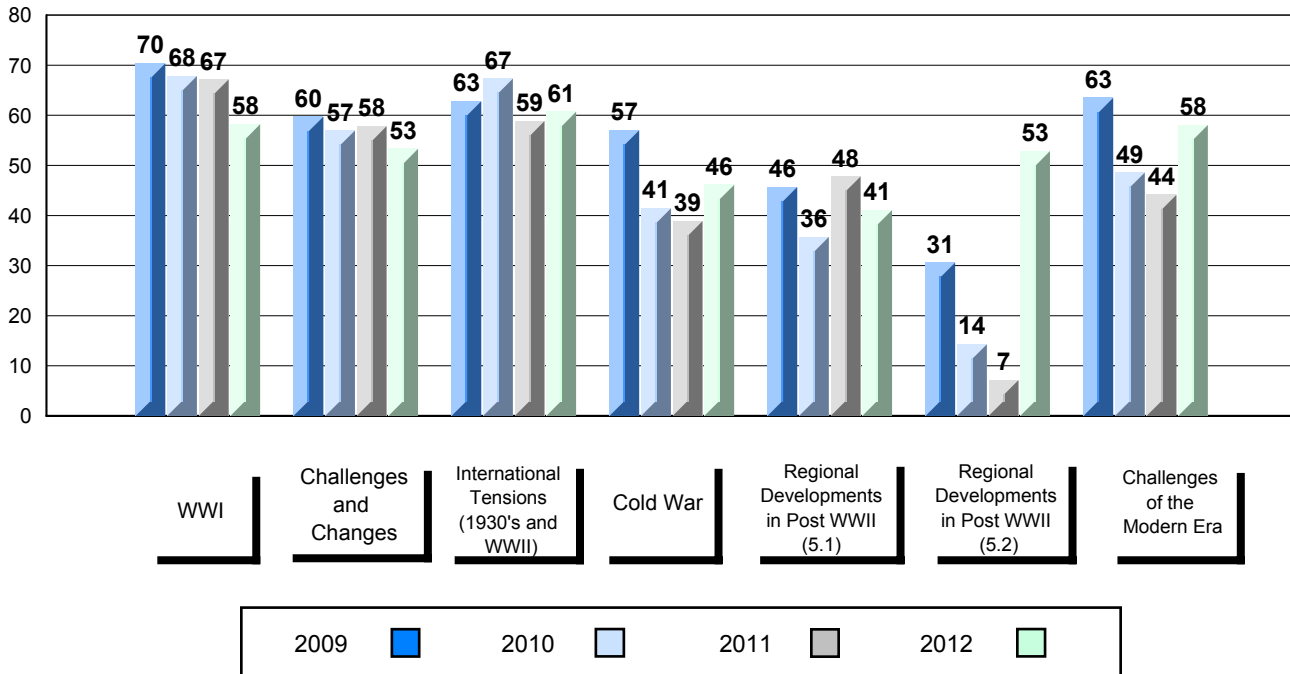
Final Mark



Difference from Provincial Mean, 2009-2012



4 Year Public Exam (Subtest) Mark Trend 2009-2012



District 4 - Eastern

#471 - Heritage Collegiate, Lethbridge

Grades: 7-12

Number of Students 16

World History 3201

Subtest

WWI

Challenges and Changes

International Tensions (1930's and WWII)

Cold War

Regional Developments in Post WWII (5.1)

Regional Developments in Post WWII (5.2)

Challenges of the Modern Era

School
District
Province

School
District
Province

School
District
Province

School
District
Province

School
District
Province

School
District
Province

School
District
Province

School
District
Province

Public Exam Mark

School vs District

School vs Province

61.8
66.6
67.2

63.0
70.8
71.7

50.5
65.3
65.2

68.0
69.7
70.0

61.8
52.8
53.3

57.6
45.4
45.8

40.0
41.3

47.8
65.2
65.7



Final Mark

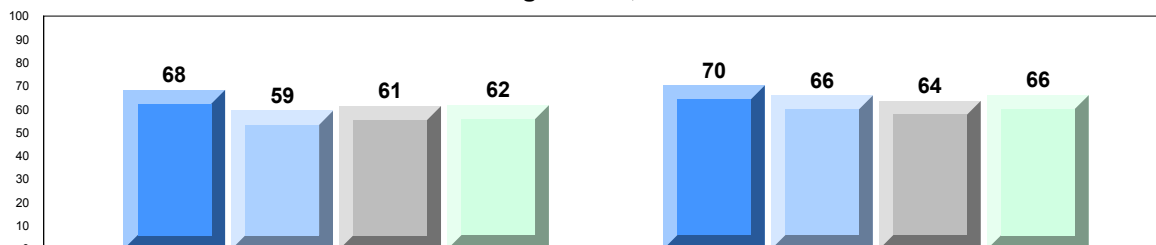
School vs District

School vs Province

66.1
70.0
70.5



Average Score, 2009-2012

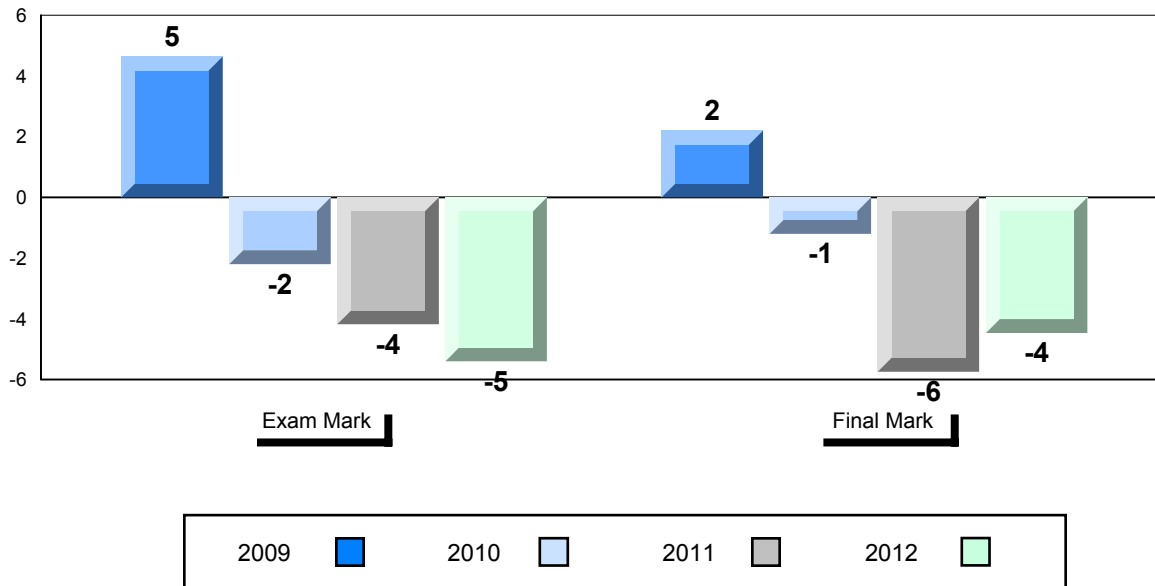


Exam Mark

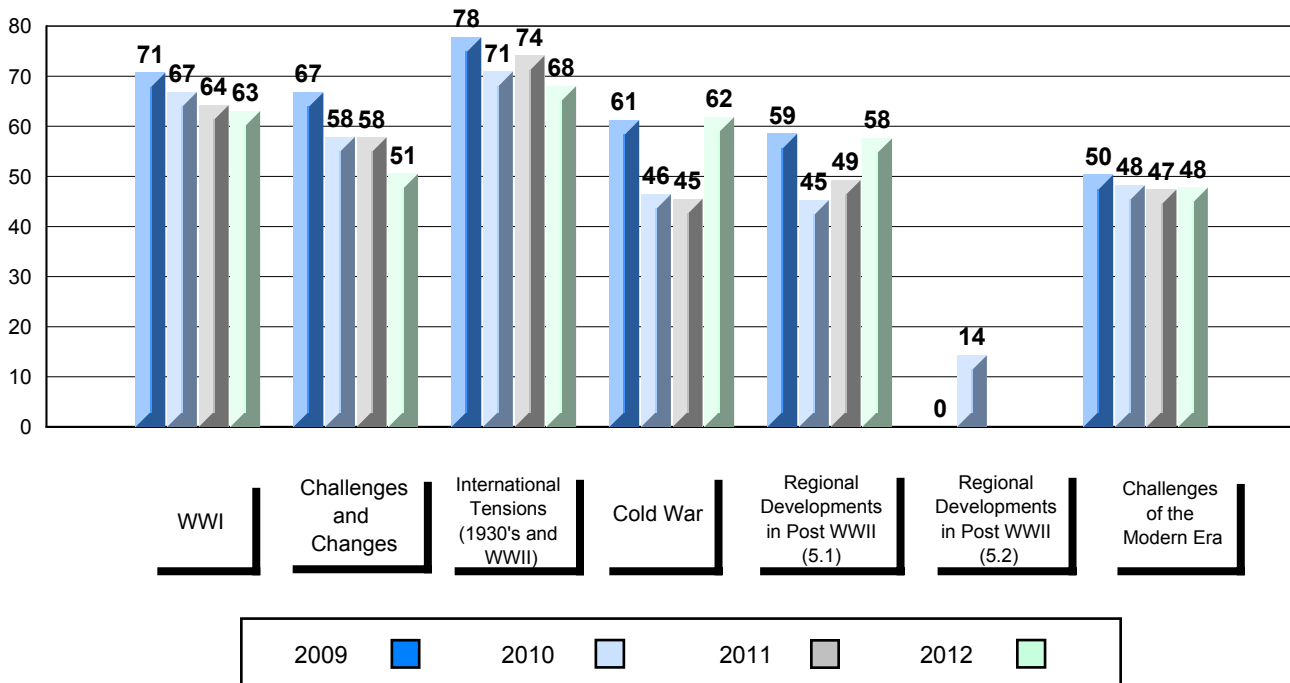
Final Mark



Difference from Provincial Mean, 2009-2012



4 Year Public Exam (Subtest) Mark Trend 2009-2012



District 4 - Eastern

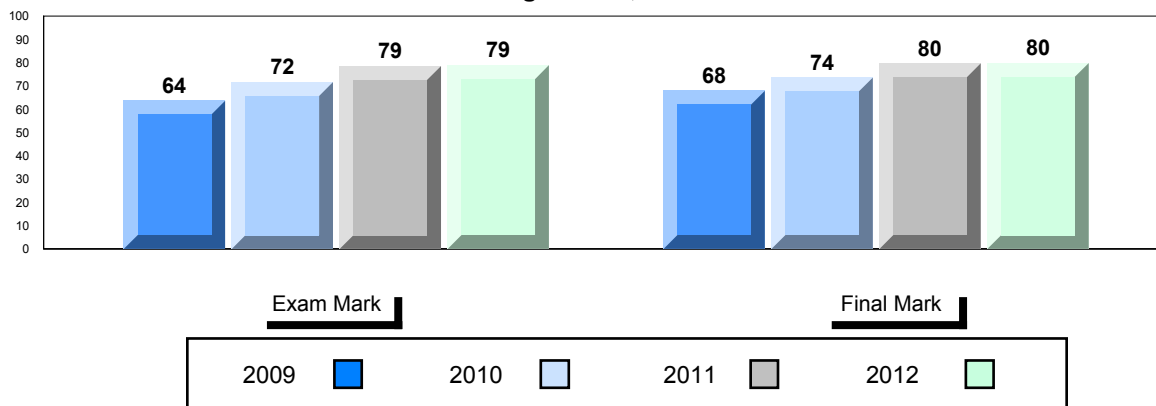
#476 - Baccalieu Collegiate, Old Perlican

Grades: 7-12

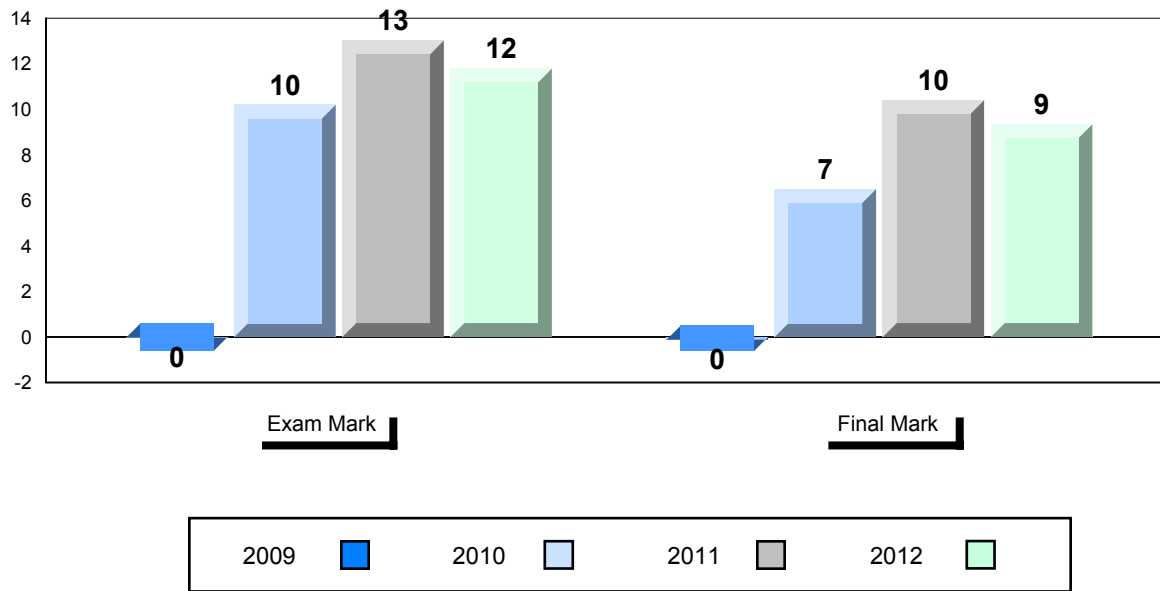
Number of Students 15

		Public Exam Mark	School vs District	School vs Province	Final Mark	School vs District	School vs Province	
World History 3201	School	78.9	▲	▲	79.9	▲	▲	
	District	66.6						70.0
	Province	67.2						70.5
Subtest	School	79.0	▲	▲				
	District	70.8						
	Province	71.7						
WWI	School	79.0	▲	▲				
	District	70.8						
	Province	71.7						
Challenges and Changes	School	82.3	▲	▲				
	District	65.3						
	Province	65.2						
International Tensions (1930's and WWII)	School	76.9	▲	▲				
	District	69.7						
	Province	70.0						
Cold War	School	78.6	▲	▲				
	District	52.8						
	Province	53.3						
Regional Developments in Post WWII (5.1)	School	59.5	▲	▲				
	District	45.4						
	Province	45.8						
Regional Developments in Post WWII (5.2)	School	40.0						
	District	40.0						
	Province	41.3						
Challenges of the Modern Era	School	73.8	▲	▲				
	District	65.2						
	Province	65.7						

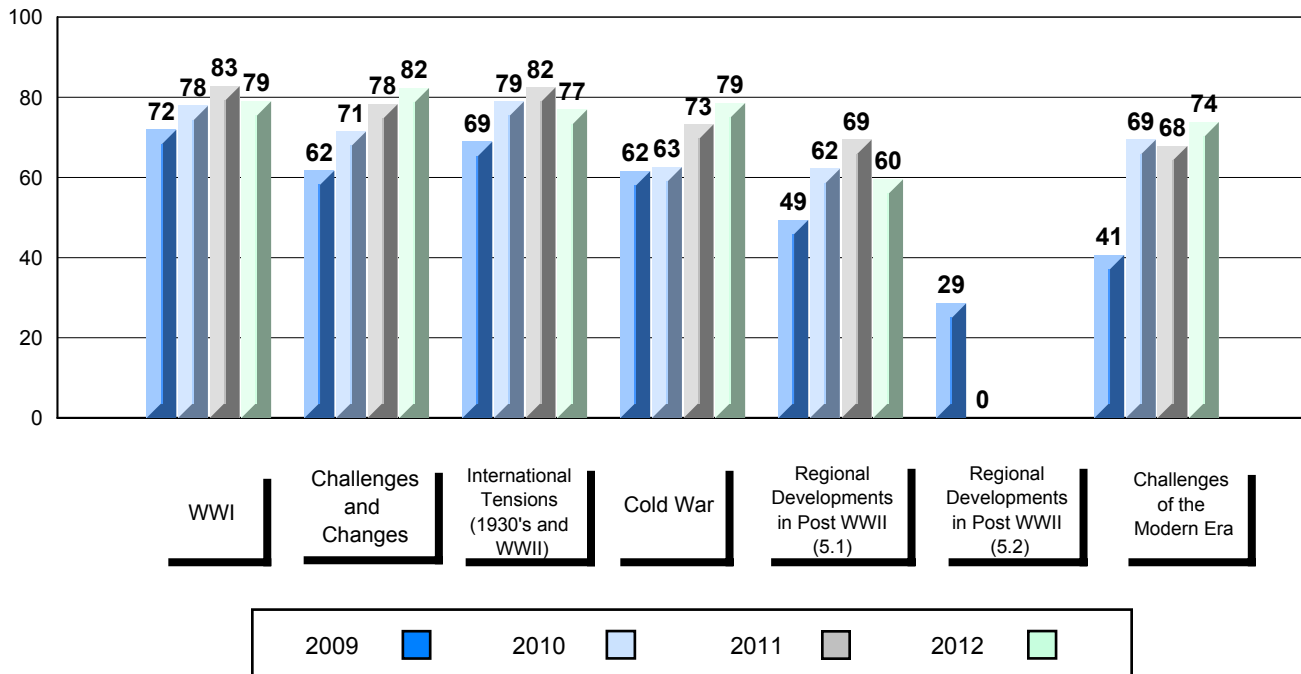
Average Score, 2009-2012



Difference from Provincial Mean, 2009-2012



4 Year Public Exam (Subtest) Mark Trend 2009-2012



District 803 - Private

#374 - Murphy Centre, St. John's

Grades: 10-12

Number of Students

11

World History 3201

Subtest

WWI

Challenges and Changes

International Tensions (1930's and WWII)

Cold War

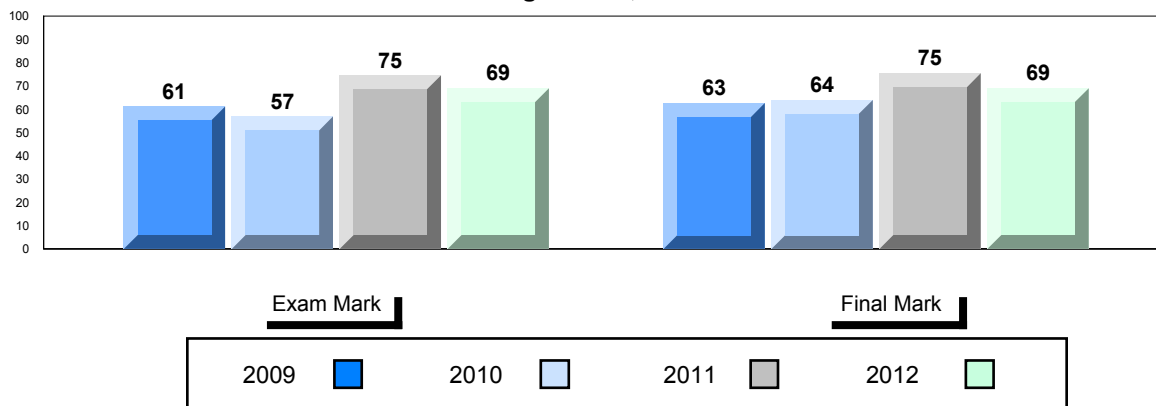
Regional Developments in Post WWII (5.1)

Regional Developments in Post WWII (5.2)


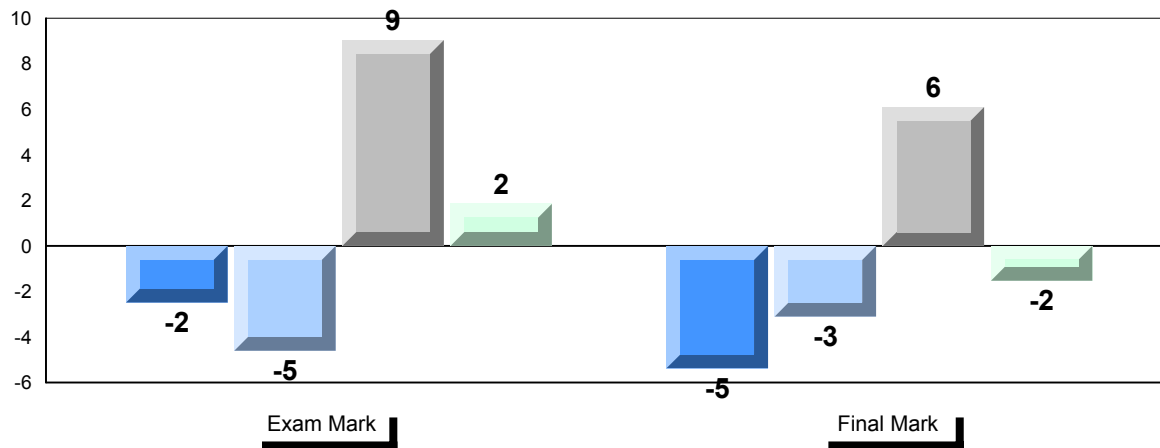
Challenges of the Modern Era

		Public Exam Mark	School vs District	School vs Province	Final Mark	School vs District	School vs Province
School		69.0	▼	▲	69.0	▼	▼
District		74.0			75.0		
Province		67.2			70.5		
School		70.0	▼	▼			
District		75.5					
Province		71.7					
School		70.4	▲	▲			
District		69.4					
Province		65.2					
School		69.6	▼	▼			
District		71.8					
Province		70.0					
School		53.3	▼	▼			
District		57.7					
Province		53.3					
School		42.9	▲	▼			
District		31.8					
Province		45.8					
School		47.6	▼	▲			
District		67.6					
Province		41.3					
School		53.3	▼	▼			
District		70.4					
Province		65.7					


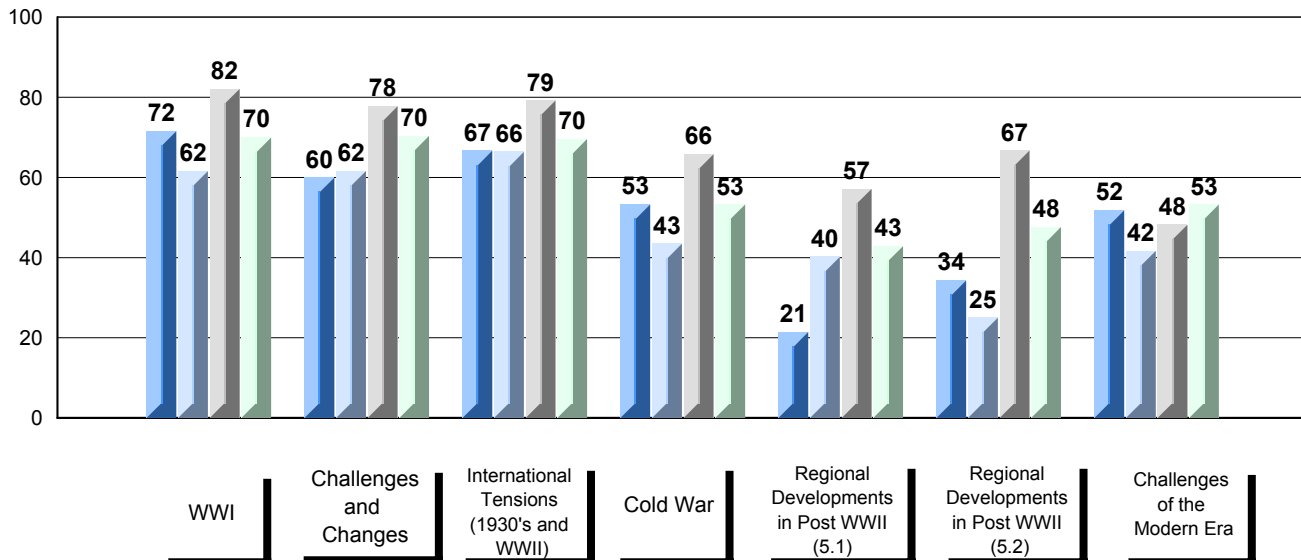
Average Score, 2009-2012



Difference from Provincial Mean, 2009-2012



4 Year Public Exam (Subtest) Mark Trend 2009-2012



District 803 - Private

#450 - St. Bonaventure's College, St. John's

Grades: K-12

Number of Students 24

World History 3201

Subtest

WWI

Challenges and Changes

International Tensions (1930's and WWII)

Cold War

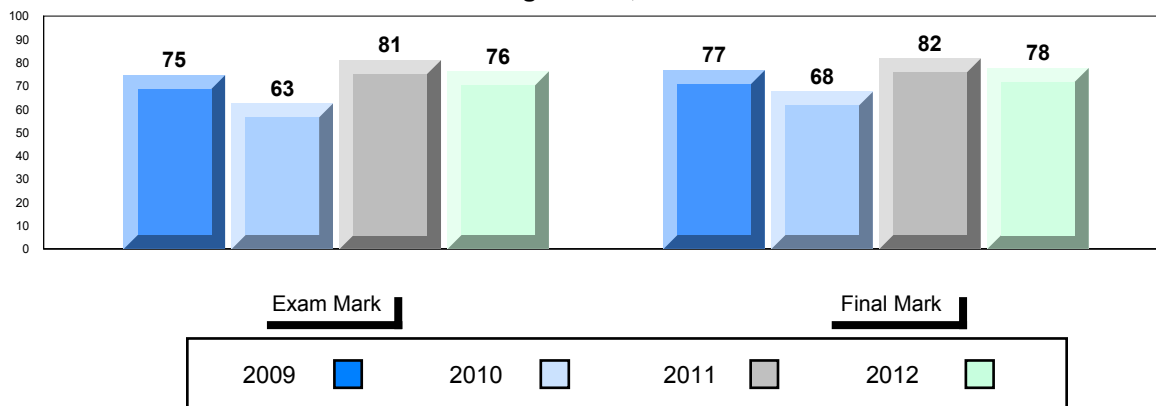
Regional Developments in Post WWII (5.1)

Regional Developments in Post WWII (5.2)

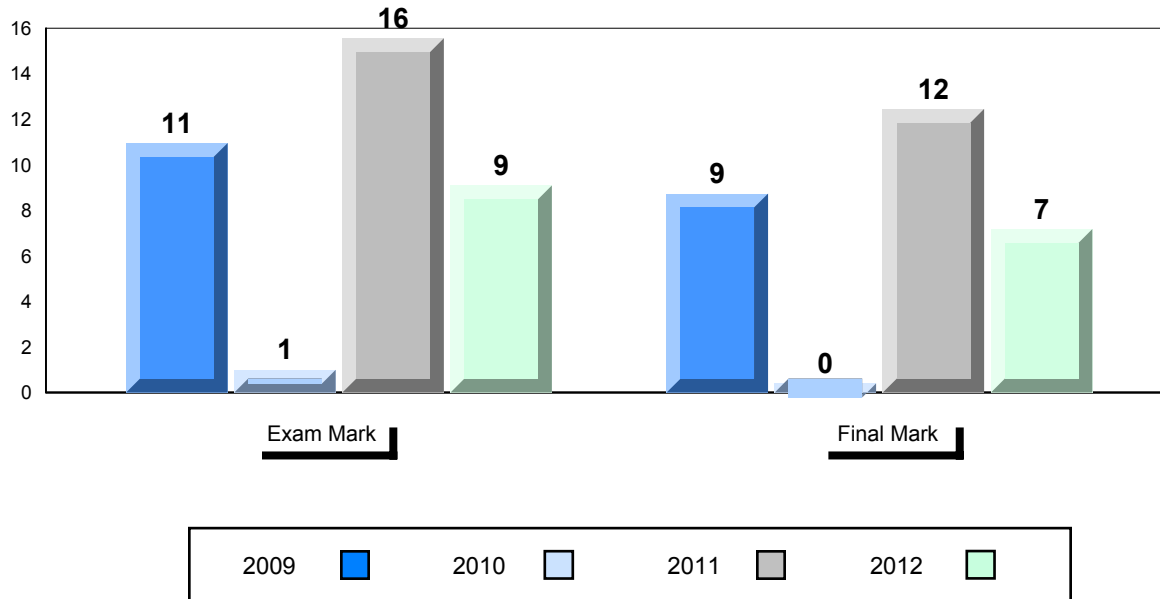
Challenges of the Modern Era

		Public Exam Mark	School vs District	School vs Province	Final Mark	School vs District	School vs Province
	School	76.3	▲	▲	77.7	▲	▲
	District	74.0					
	Province	67.2					
WWI	School	78.0	▲	▲			
	District	75.5					
	Province	71.7					
Challenges and Changes	School	69.0	▼	▲			
	District	69.4					
	Province	65.2					
International Tensions (1930's and WWII)	School	72.8	▲	▲			
	District	71.8					
	Province	70.0					
Cold War	School	59.7	▲	▲			
	District	57.7					
	Province	53.3					
Regional Developments in Post WWII (5.1)	School	26.2	▼	▼			
	District	31.8					
	Province	45.8					
Regional Developments in Post WWII (5.2)	School	76.2	▲	▲			
	District	67.6					
	Province	41.3					
Challenges of the Modern Era	School	78.3	▲	▲			
	District	70.4					
	Province	65.7					

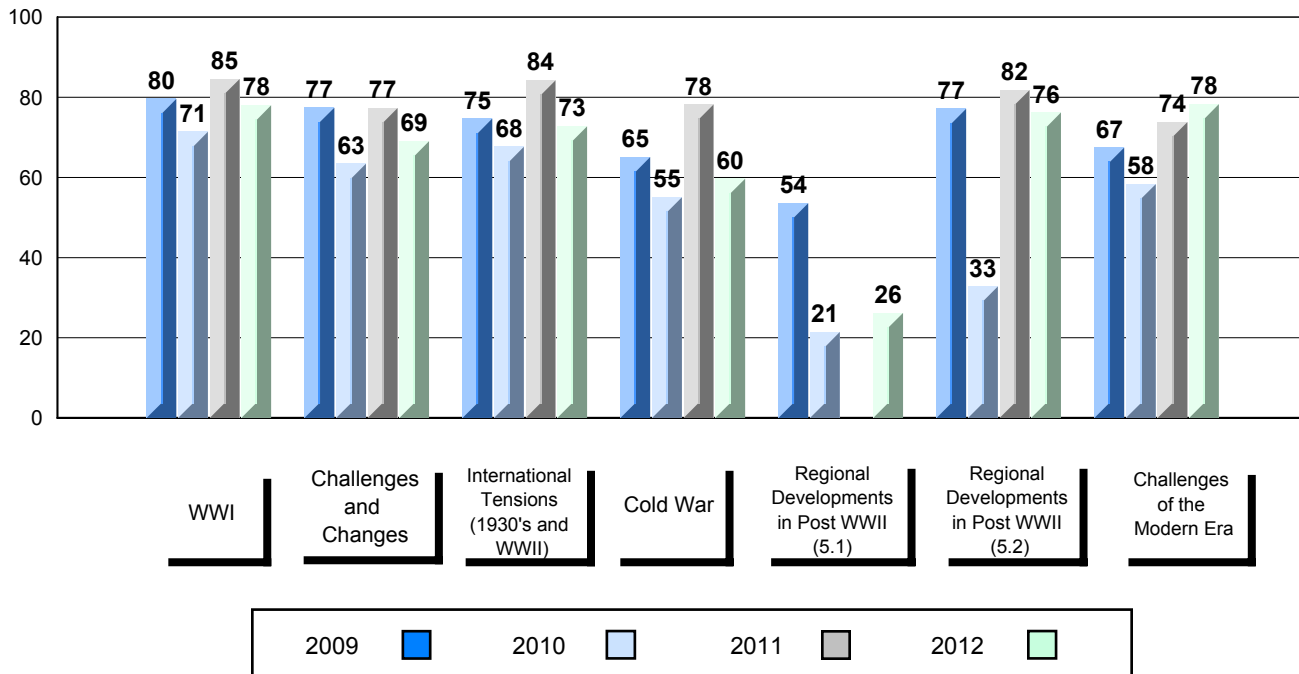
Average Score, 2009-2012



Difference from Provincial Mean, 2009-2012



4 Year Public Exam (Subtest) Mark Trend 2009-2012



District 804 - Native Federal

#019 - Mushuau Innu Natuashish School, Natuashish

Grades: K-12

Number of Students

1

Public Exam Mark

School vs District	School vs Province
--------------------	--------------------

Final Mark

School vs District	School vs Province
--------------------	--------------------

World History 3201

School
District
Province

School data with 5 or fewer students withheld for reasons of confidentiality.

School data with 5 or fewer students withheld for reasons of confidentiality.

Subtest

WWI

School
District
Province

Challenges and Changes

School
District
Province

International Tensions (1930's and WWII)

School
District
Province

Cold War

School
District
Province

Regional Developments in Post WWII (5.1)

School
District
Province

Regional Developments in Post WWII (5.2)

School
District
Province

Challenges of the Modern Era

School
District
Province

Average Score, 2009-2012

School data with 5 or fewer students withheld for reasons of confidentiality.

Exam Mark

Final Mark



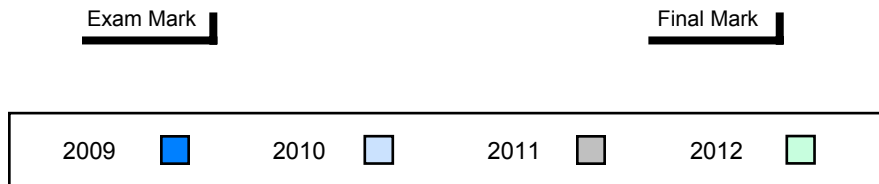
District 804 - Native Federal

#019 - Mushuau Innu Natuashish School, Natuashish

Grades: K-12

Difference from Provincial Mean, 2009-2012

School data with 5 or fewer students withheld for reasons of confidentiality.



4 Year Public Exam (Subtest) Mark Trend 2009-2012

School data with 5 or fewer students withheld for reasons of confidentiality.

