

District 1 - Labrador

#001 - St. Peter's School, Black Tickle

Classification: Rural
Offers Distance Education: Yes

Grades: K-2,4-12 Number of Grades: 12

[School FTE PTR : 6.1](#)
[District FTE PTR : 11.5](#)
[Provincial FTE PTR : 12.0](#)

[FTE Teachers](#) *** : 5.0

Enrolment By Age and Gender

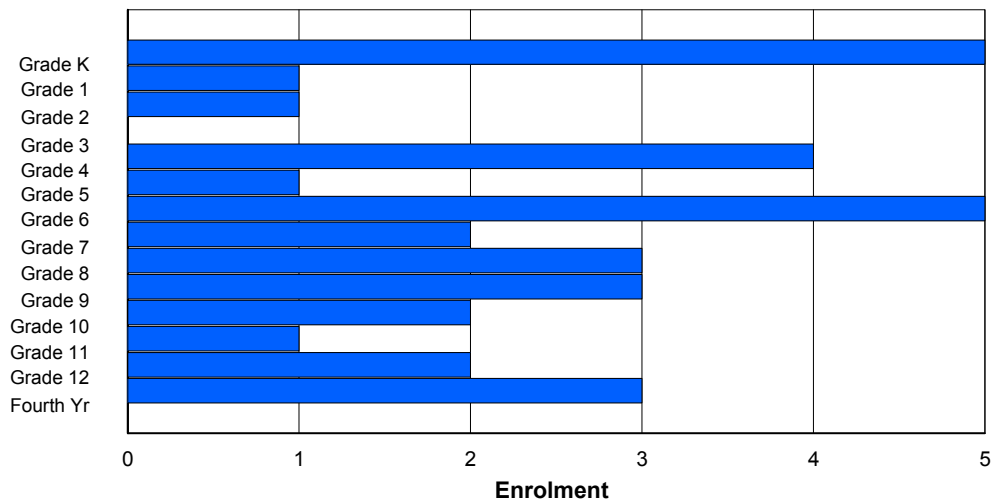
Gender	Age																	Total
	5	6	7	8	9	10	11	12	13	14	15	16	17	18	19	20>		
Male	1	1	1	0	1	1	3	3	3	0	2	0	2	1	0	0	19	
Female	4	0	0	0	3	0	1	0	0	3	0	0	0	2	1	0	14	
Total	5	1	1	0	4	1	4	3	3	3	2	0	2	3	1	0	33	

Enrolment By Grade and Gender

Gender	Grade															Total
	K	1	2	3	4	5	6	7	8	9	10	11	12	4th		
Male	1	1	1	0	1	1	4	2	3	0	2	1	1	1	19	
Female	4	0	0	0	3	0	1	0	0	3	0	0	1	2	14	
Total	5	1	1	0	4	1	5	2	3	3	2	1	2	3	33	

Enrolment By Grade

For 001 - St. Peter's School, Black Tickle



* Data from the 2010-2011 AGR(Enrolment/Age as of the last day in Sept./Dec.)

** Newfoundland Statistics Classification System

*** May include itinerant teachers

District 1 - Labrador

#002 - Henry Gordon Academy, Cartwright

Classification: Rural
Offers Distance Education: Yes

Grades: K-12 Number of Grades: 13

[School FTE PTR : 7.8](#)
[District FTE PTR : 11.5](#)
[Provincial FTE PTR : 12.0](#)

[FTE Teachers](#) *** : 10.0

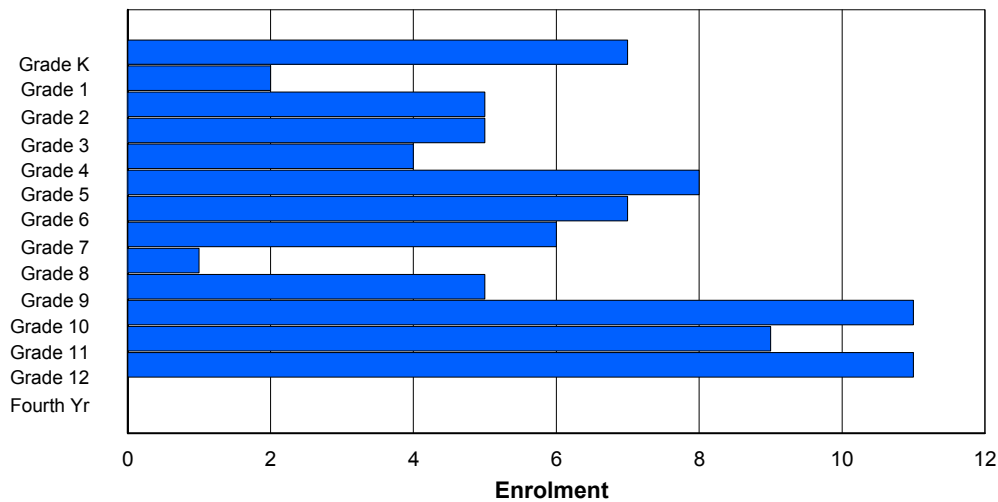
Enrolment By Age and Gender

Gender	Age																	Total
	5	6	7	8	9	10	11	12	13	14	15	16	17	18	19	20>		
Male	5	2	4	2	1	6	3	3	1	2	6	4	5	1	0	0	45	
Female	2	0	1	3	2	4	3	3	0	2	6	3	4	3	0	0	36	
Total	7	2	5	5	3	10	6	6	1	4	12	7	9	4	0	0	81	

Enrolment By Grade and Gender

Gender	Grade															Total
	K	1	2	3	4	5	6	7	8	9	10	11	12	4th		
Male	5	2	4	2	1	5	4	3	1	2	6	5	5	0	45	
Female	2	0	1	3	3	3	3	3	0	3	5	4	6	0	36	
Total	7	2	5	5	4	8	7	6	1	5	11	9	11	0	81	

Enrolment By Grade
For 002 - Henry Gordon Academy, Cartwright



* Data from the 2010-2011 AGR(Enrolment/Age as of the last day in Sept./Dec.)

** Newfoundland Statistics Classification System

*** May include itinerant teachers

District 1 - Labrador

#004 - Queen of Peace Middle School, Happy Valley-Goose Bay

Classification: Urban
Offers Distance Education: No

Grades: 4-7 Number of Grades: 4

[School FTE PTR : 13.7](#)
[District FTE PTR : 11.5](#)
[Provincial FTE PTR : 12.0](#)

[FTE Teachers](#) *** : 29.0

Enrolment By Age and Gender

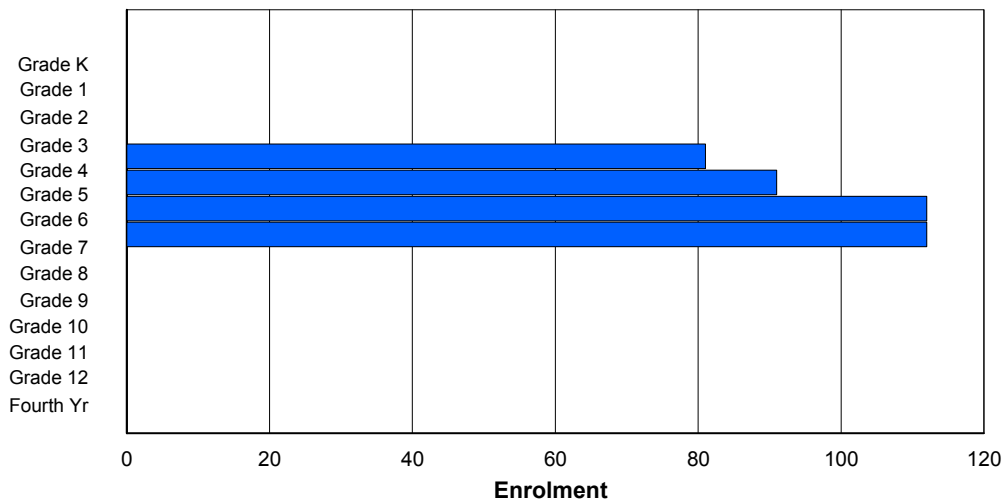
Gender	Age																Total
	5	6	7	8	9	10	11	12	13	14	15	16	17	18	19	20>	
Male	0	0	0	1	45	46	50	51	5	0	0	0	0	0	0	0	198
Female	0	0	0	0	30	45	63	59	1	0	0	0	0	0	0	0	198
Total	0	0	0	1	75	91	113	110	6	0	0	0	0	0	0	0	396

Enrolment By Grade and Gender

Gender	Grade														Total
	K	1	2	3	4	5	6	7	8	9	10	11	12	4th	
Male	0	0	0	0	50	46	47	55	0	0	0	0	0	0	198
Female	0	0	0	0	31	45	65	57	0	0	0	0	0	0	198
Total	0	0	0	0	81	91	112	112	0	0	0	0	0	0	396

Enrolment By Grade

For 004 - Queen of Peace Middle School, Happy Valley-Goose Bay



* Data from the 2010-2011 AGR(Enrolment/Age as of the last day in Sept./Dec.)

** Newfoundland Statistics Classification System

*** May include itinerant teachers

District 1 - Labrador

#005 - Peacock Primary School, Happy Valley-Goose Bay

Classification: Urban
Offers Distance Education: No

Grades: K-3 Number of Grades: 4

[School FTE PTR : 11.9](#)
[District FTE PTR : 11.5](#)
[Provincial FTE PTR : 12.0](#)

[FTE Teachers](#) *** : 25.5

Enrolment By Age and Gender

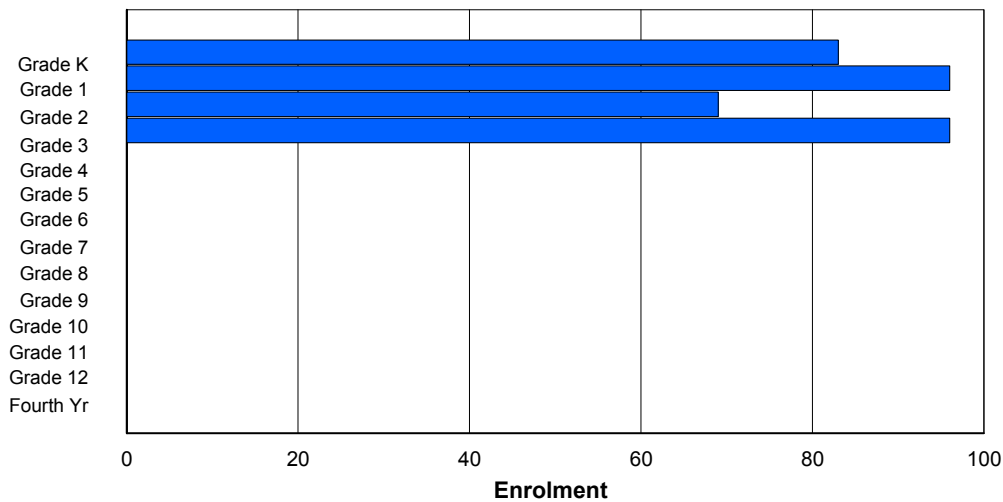
Gender	Age																Total
	5	6	7	8	9	10	11	12	13	14	15	16	17	18	19	20>	
Male	35	45	35	42	4	0	0	0	0	0	0	0	0	0	0	0	161
Female	48	47	36	50	0	1	1	0	0	0	0	0	0	0	0	0	183
Total	83	92	71	92	4	1	1	0	0	0	0	0	0	0	0	0	344

Enrolment By Grade and Gender

Gender	Grade														Total
	K	1	2	3	4	5	6	7	8	9	10	11	12	4th	
Male	35	47	34	45	0	0	0	0	0	0	0	0	0	0	161
Female	48	49	35	51	0	0	0	0	0	0	0	0	0	0	183
Total	83	96	69	96	0	0	0	0	0	0	0	0	0	0	344

Enrolment By Grade

For 005 - Peacock Primary School, Happy Valley-Goose Bay



* Data from the 2010-2011 AGR(Enrolment/Age as of the last day in Sept./Dec.)

** Newfoundland Statistics Classification System

*** May include itinerant teachers

District 1 - Labrador

#007 - Amos Comenius Memorial School, Hopedale

Classification: Rural
Offers Distance Education: Yes

Grades: K-12 Number of Grades: 13

[School FTE PTR : 6.8](#)
[District FTE PTR : 11.5](#)
[Provincial FTE PTR : 12.0](#)

[FTE Teachers](#) *** : 19.0

Enrolment By Age and Gender

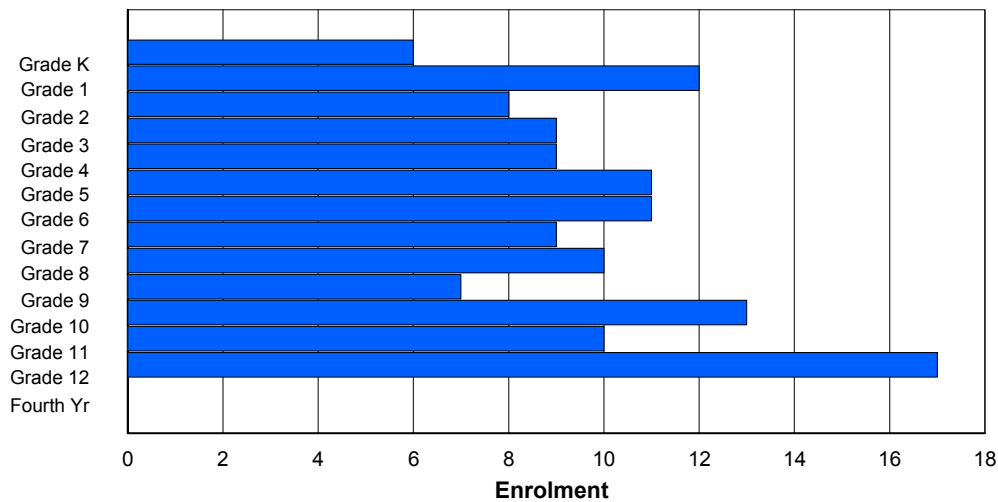
Gender	Age																Total
	5	6	7	8	9	10	11	12	13	14	15	16	17	18	19	20>	
Male	2	6	4	6	7	6	3	2	7	3	4	4	10	3	2	0	69
Female	4	6	2	4	3	4	6	1	4	6	5	6	5	6	1	0	63
Total	6	12	6	10	10	10	9	3	11	9	9	10	15	9	3	0	132

Enrolment By Grade and Gender

Gender	Grade														Total
	K	1	2	3	4	5	6	7	8	9	10	11	12	4th	
Male	2	6	5	6	6	6	6	5	3	4	4	5	11	0	69
Female	4	6	3	3	3	5	5	4	7	3	9	5	6	0	63
Total	6	12	8	9	9	11	11	9	10	7	13	10	17	0	132

Enrolment By Grade

For 007 - Amos Comenius Memorial School, Hopedale



* Data from the 2010-2011 AGR(Enrolment/Age as of the last day in Sept./Dec.)

** Newfoundland Statistics Classification System

*** May include itinerant teachers

District 1 - Labrador

#008 - A. P. Low Primary, Labrador City

Classification: Urban
Offers Distance Education: No

Grades: K-3 Number of Grades: 4

[School FTE PTR : 12.9](#)
[District FTE PTR : 11.5](#)
[Provincial FTE PTR : 12.0](#)

[FTE Teachers](#) *** : 27.0

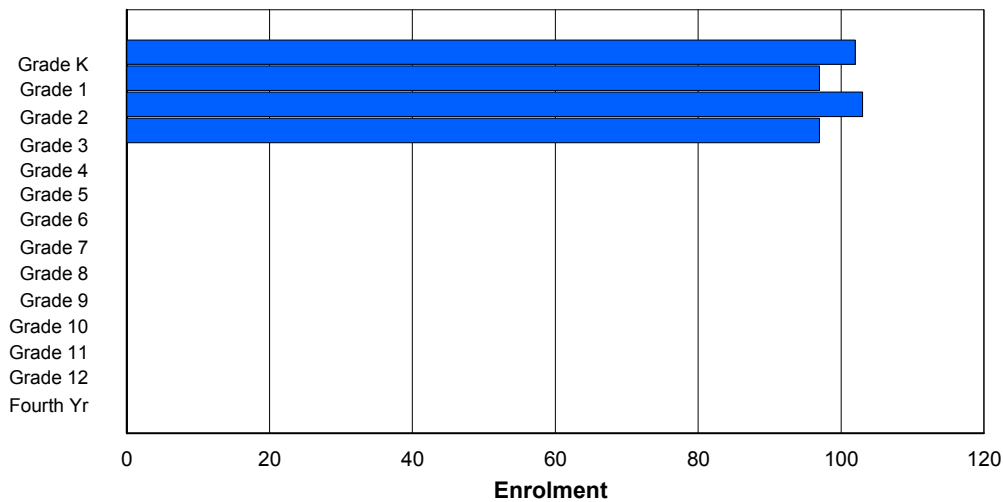
Enrolment By Age and Gender

Gender	Age																Total
	5	6	7	8	9	10	11	12	13	14	15	16	17	18	19	20>	
Male	56	57	46	49	1	0	0	0	0	0	0	0	0	0	0	0	209
Female	45	40	57	47	1	0	0	0	0	0	0	0	0	0	0	0	190
Total	101	97	103	96	2	0	0	0	0	0	0	0	0	0	0	0	399

Enrolment By Grade and Gender

Gender	Grade														Total
	K	1	2	3	4	5	6	7	8	9	10	11	12	4th	
Male	56	58	45	50	0	0	0	0	0	0	0	0	0	0	209
Female	46	39	58	47	0	0	0	0	0	0	0	0	0	0	190
Total	102	97	103	97	0	0	0	0	0	0	0	0	0	0	399

Enrolment By Grade
For 008 - A. P. Low Primary, Labrador City



* Data from the 2010-2011 AGR(Enrolment/Age as of the last day in Sept./Dec.)

** Newfoundland Statistics Classification System

*** May include itinerant teachers

District 1 - Labrador

#010 - Menihek High School, Labrador City

Classification: Urban
Offers Distance Education: No

Grades: 8-12 Number of Grades: 5

[School FTE PTR : 16.0](#)
[District FTE PTR : 11.5](#)
[Provincial FTE PTR : 12.0](#)

[FTE Teachers](#) *** : 37.0

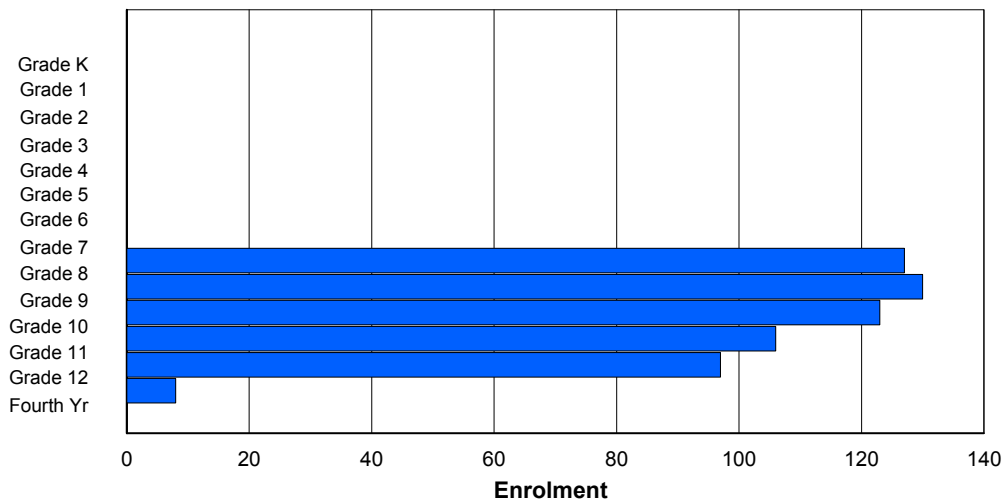
Enrolment By Age and Gender

Gender	Age																	Total
	5	6	7	8	9	10	11	12	13	14	15	16	17	18	19	20>		
Male	0	0	0	0	0	0	0	0	61	69	61	45	55	12	3	0	306	
Female	0	0	0	0	0	0	0	0	56	64	60	56	35	14	0	0	285	
Total	0	0	0	0	0	0	0	0	117	133	121	101	90	26	3	0	591	

Enrolment By Grade and Gender

Gender	Grade															Total
	K	1	2	3	4	5	6	7	8	9	10	11	12	4th		
Male	0	0	0	0	0	0	0	0	67	67	63	51	54	4	306	
Female	0	0	0	0	0	0	0	0	60	63	60	55	43	4	285	
Total	0	0	0	0	0	0	0	0	127	130	123	106	97	8	591	

Enrolment By Grade
For 010 - Menihek High School, Labrador City



* Data from the 2010-2011 AGR(Enrolment/Age as of the last day in Sept./Dec.)

** Newfoundland Statistics Classification System

*** May include itinerant teachers

District 1 - Labrador

#012 - J.C. Erhardt Memorial School, Makkovik

Classification: Rural
Offers Distance Education: Yes

Grades: K-12 Number of Grades: 13

[School FTE PTR : 6.6](#)
[District FTE PTR : 11.5](#)
[Provincial FTE PTR : 12.0](#)

[FTE Teachers](#) *** : 10.0

Enrolment By Age and Gender

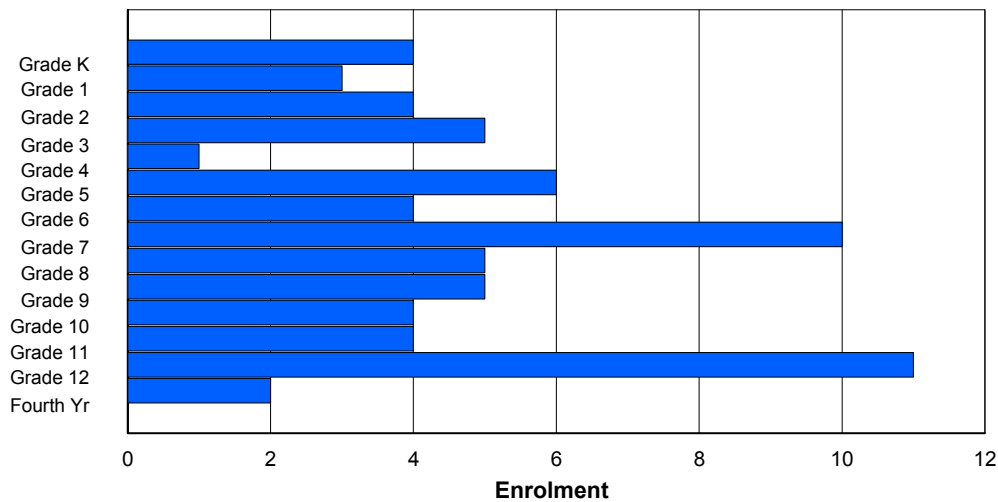
Gender	Age																	Total
	5	6	7	8	9	10	11	12	13	14	15	16	17	18	19	20>		
Male	3	3	3	3	1	5	1	2	4	3	2	4	4	3	0	0	41	
Female	1	0	1	2	0	1	3	5	3	1	0	3	6	1	0	0	27	
Total	4	3	4	5	1	6	4	7	7	4	2	7	10	4	0	0	68	

Enrolment By Grade and Gender

Gender	Grade															Total
	K	1	2	3	4	5	6	7	8	9	10	11	12	4th		
Male	3	3	3	3	1	5	1	4	3	5	2	2	5	1	41	
Female	1	0	1	2	0	1	3	6	2	0	2	2	6	1	27	
Total	4	3	4	5	1	6	4	10	5	5	4	4	11	2	68	

Enrolment By Grade

For 012 - J.C. Erhardt Memorial School, Makkovik



* Data from the 2010-2011 AGR(Enrolment/Age as of the last day in Sept./Dec.)

** Newfoundland Statistics Classification System

*** May include itinerant teachers

District 1 - Labrador

#013 - Mud Lake School, Mud Lake

Classification: Rural
Offers Distance Education: No

Grades: 1,8-9 Number of Grades: 3

[School FTE PTR : 3.0](#)
[District FTE PTR : 11.5](#)
[Provincial FTE PTR : 12.0](#)

[FTE Teachers](#) *** : 1.0

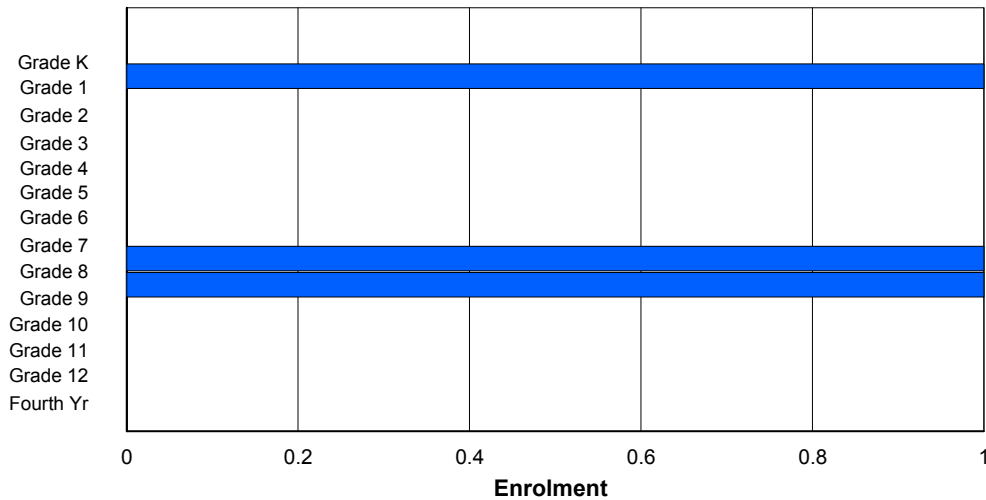
Enrolment By Age and Gender

Gender	Age																	Total
	5	6	7	8	9	10	11	12	13	14	15	16	17	18	19	20>		
Male	0	0	0	0	0	0	0	0	1	0	0	0	0	0	0	0	1	
Female	0	1	0	0	0	0	0	0	0	1	0	0	0	0	0	0	2	
Total	0	1	0	0	0	0	0	0	1	1	0	0	0	0	0	0	3	

Enrolment By Grade and Gender

Gender	Grade															Total
	K	1	2	3	4	5	6	7	8	9	10	11	12	4th		
Male	0	0	0	0	0	0	0	0	1	0	0	0	0	0	1	
Female	0	1	0	0	0	0	0	0	0	1	0	0	0	0	2	
Total	0	1	0	0	0	0	0	0	1	1	0	0	0	0	3	

Enrolment By Grade
For 013 - Mud Lake School, Mud Lake



* Data from the 2010-2011 AGR(Enrolment/Age as of the last day in Sept./Dec.)

** Newfoundland Statistics Classification System

*** May include itinerant teachers

District 1 - Labrador

#014 - Jens Haven Memorial, Nain

Classification: Rural
Offers Distance Education: Yes

Grades: K-12 Number of Grades: 13

[School FTE PTR : 8.7](#)
[District FTE PTR : 11.5](#)
[Provincial FTE PTR : 12.0](#)

[FTE Teachers](#) *** : 26.0

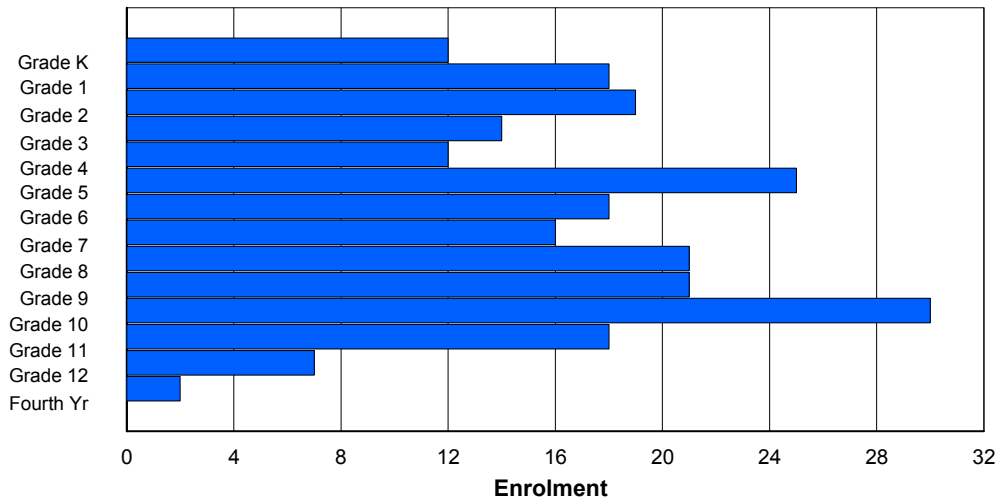
Enrolment By Age and Gender

Gender	Age																	Total
	5	6	7	8	9	10	11	12	13	14	15	16	17	18	19	20>		
Male	4	7	11	10	9	10	10	7	9	7	11	11	8	4	1	0	119	
Female	8	8	6	8	3	11	9	12	8	10	11	9	10	1	0	0	114	
Total	12	15	17	18	12	21	19	19	17	17	22	20	18	5	1	0	233	

Enrolment By Grade and Gender

Gender	Grade															Total
	K	1	2	3	4	5	6	7	8	9	10	11	12	4th		
Male	4	10	11	8	9	13	8	6	11	10	13	12	3	1	119	
Female	8	8	8	6	3	12	10	10	10	11	17	6	4	1	114	
Total	12	18	19	14	12	25	18	16	21	21	30	18	7	2	233	

Enrolment By Grade
For 014 - Jens Haven Memorial, Nain



* Data from the 2010-2011 AGR(Enrolment/Age as of the last day in Sept./Dec.)

** Newfoundland Statistics Classification System

*** May include itinerant teachers

District 1 - Labrador

#015 - Lake Melville School, North West River

Classification: Rural
Offers Distance Education: Yes

Grades: K-12 Number of Grades: 13

[School FTE PTR : 8.6](#)
[District FTE PTR : 11.5](#)
[Provincial FTE PTR : 12.0](#)

[FTE Teachers](#) *** : 11.0

Enrolment By Age and Gender

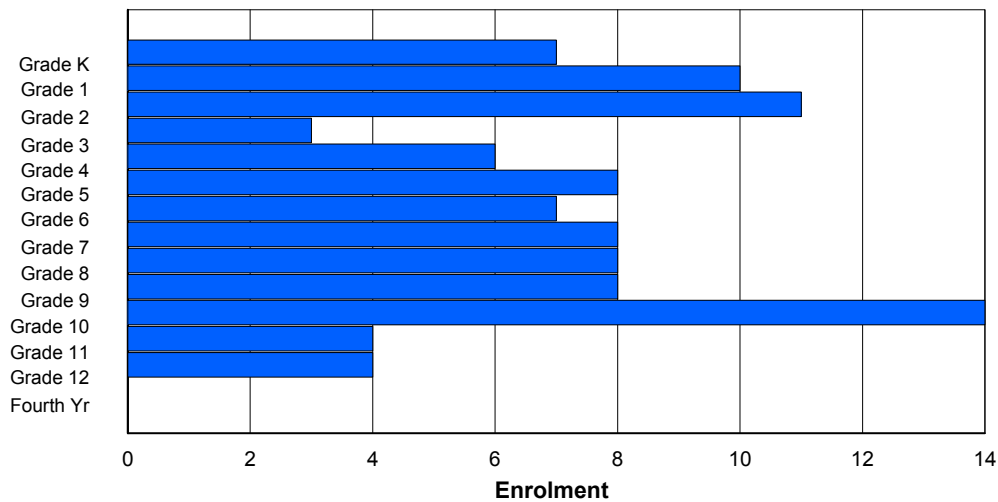
Gender	Age																	Total
	5	6	7	8	9	10	11	12	13	14	15	16	17	18	19	20>		
Male	4	4	6	2	3	3	3	1	6	1	6	2	3	2	0	0	46	
Female	3	6	4	2	2	4	5	6	4	4	5	3	4	0	0	52		
Total	7	10	10	4	5	7	8	7	10	5	11	5	7	2	0	0	98	

Enrolment By Grade and Gender

Gender	Grade															Total
	K	1	2	3	4	5	6	7	8	9	10	11	12	4th		
Male	4	4	8	0	4	4	3	1	3	5	5	2	3	0	46	
Female	3	6	3	3	2	4	4	7	5	3	9	2	1	0	52	
Total	7	10	11	3	6	8	7	8	8	8	14	4	4	0	98	

Enrolment By Grade

For 015 - Lake Melville School, North West River



* Data from the 2010-2011 AGR(Enrolment/Age as of the last day in Sept./Dec.)

** Newfoundland Statistics Classification System

*** May include itinerant teachers

District 1 - Labrador

#016 - B.L. Morrison, Postville

Classification: Rural
Offers Distance Education: Yes

Grades: K-12 Number of Grades: 13

[School FTE PTR : 6.1](#)
[District FTE PTR : 11.5](#)
[Provincial FTE PTR : 12.0](#)

[FTE Teachers](#) *** : 7.0

Enrolment By Age and Gender

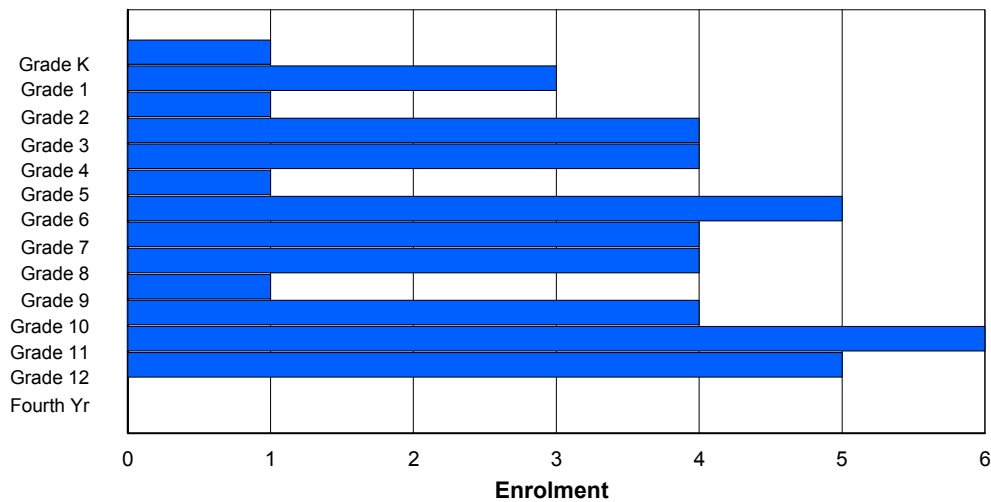
Gender	Age																	Total
	5	6	7	8	9	10	11	12	13	14	15	16	17	18	19	20>		
Male	1	2	1	1	2	1	1	2	3	0	2	1	2	3	0	0	22	
Female	0	1	0	3	2	0	4	2	1	0	3	2	3	0	0	21		
Total	1	3	1	4	4	1	5	4	4	0	5	3	5	3	0	43		

Enrolment By Grade and Gender

Gender	Grade															Total
	K	1	2	3	4	5	6	7	8	9	10	11	12	4th		
Male	1	2	1	1	2	1	1	2	3	0	2	4	2	0	22	
Female	0	1	0	3	2	0	4	2	1	1	2	2	3	0	21	
Total	1	3	1	4	4	1	5	4	4	1	4	6	5	0	43	

Enrolment By Grade

For 016 - B.L. Morrison, Postville



* Data from the 2010-2011 AGR(Enrolment/Age as of the last day in Sept./Dec.)

** Newfoundland Statistics Classification System

*** May include itinerant teachers

District 1 - Labrador

#017 - Northern Lights Academy, Rigolet

Classification: Rural
Offers Distance Education: Yes

Grades: K-12 Number of Grades: 13

[School FTE PTR : 7.7](#)
[District FTE PTR : 11.5](#)
[Provincial FTE PTR : 12.0](#)

[FTE Teachers](#) *** : 6.0

Enrolment By Age and Gender

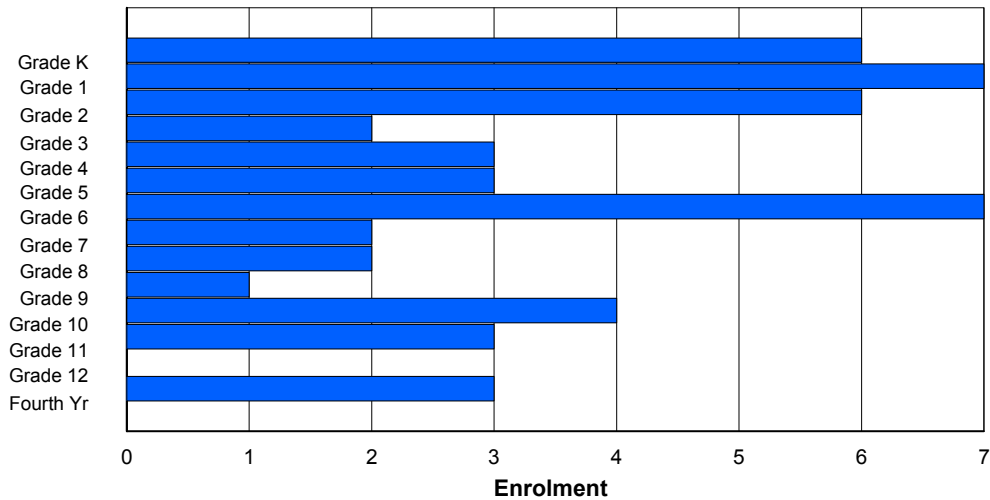
Gender	Age																	Total
	5	6	7	8	9	10	11	12	13	14	15	16	17	18	19	20>		
Male	2	3	3	1	0	2	2	1	2	1	1	2	0	0	0	0	20	
Female	3	4	3	2	3	1	5	0	0	1	0	2	2	2	0	1	29	
Total	5	7	6	3	3	3	7	1	2	2	1	4	2	2	0	1	49	

Enrolment By Grade and Gender

Gender	Grade															Total
	K	1	2	3	4	5	6	7	8	9	10	11	12	4th		
Male	3	3	2	1	0	2	2	2	2	0	3	0	0	0	20	
Female	3	4	4	1	3	1	5	0	0	1	1	3	0	3	29	
Total	6	7	6	2	3	3	7	2	2	1	4	3	0	3	49	

Enrolment By Grade

For 017 - Northern Lights Academy, Rigolet



* Data from the 2010-2011 AGR(Enrolment/Age as of the last day in Sept./Dec.)

** Newfoundland Statistics Classification System

*** May include itinerant teachers

District 1 - Labrador

#381 - J.R. Smallwood Middle School, Wabush

Classification: Urban
Offers Distance Education: No

Grades: 4-7 Number of Grades: 4

[School FTE PTR : 13.8](#)
[District FTE PTR : 11.5](#)
[Provincial FTE PTR : 12.0](#)

[FTE Teachers](#) *** : 31.5

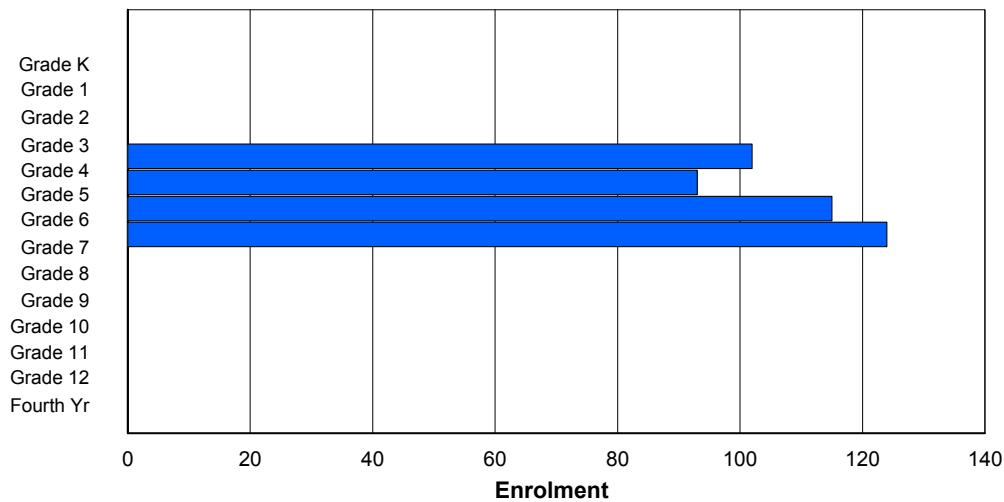
Enrolment By Age and Gender

Gender	Age																Total
	5	6	7	8	9	10	11	12	13	14	15	16	17	18	19	20>	
Male	0	0	0	0	44	50	61	70	1	0	0	0	0	0	1	0	227
Female	0	0	0	0	57	43	53	51	3	0	0	0	0	0	0	0	207
Total	0	0	0	0	101	93	114	121	4	0	0	0	0	0	1	0	434

Enrolment By Grade and Gender

Gender	Grade														Total
	K	1	2	3	4	5	6	7	8	9	10	11	12	4th	
Male	0	0	0	0	44	51	62	70	0	0	0	0	0	0	227
Female	0	0	0	0	58	42	53	54	0	0	0	0	0	0	207
Total	0	0	0	0	102	93	115	124	0	0	0	0	0	0	434

Enrolment By Grade
For 381 - J.R. Smallwood Middle School, Wabush



* Data from the 2010-2011 AGR(Enrolment/Age as of the last day in Sept./Dec.)

** Newfoundland Statistics Classification System

*** May include itinerant teachers

District 1 - Labrador

#477 - Mealy Mountain Collegiate, Happy Valley-Goose Bay

Classification: Urban
Offers Distance Education: No

Grades: 8-12 Number of Grades: 5

[School FTE PTR : 16.4](#)
[District FTE PTR : 11.5](#)
[Provincial FTE PTR : 12.0](#)

[FTE Teachers](#) *** : 31.0

Enrolment By Age and Gender

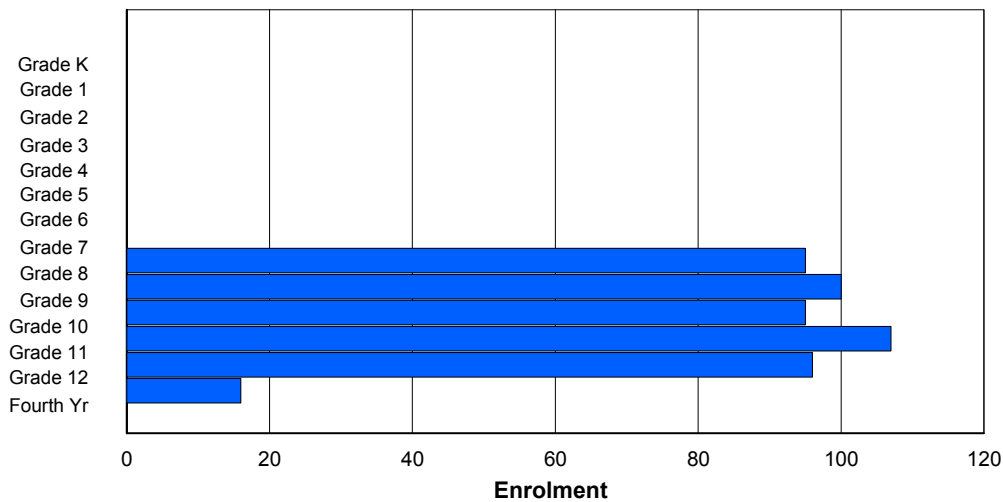
Gender	Age																Total
	5	6	7	8	9	10	11	12	13	14	15	16	17	18	19	20>	
Male	0	0	0	0	0	0	0	0	46	41	41	54	50	13	6	1	252
Female	0	0	0	0	0	0	0	0	43	59	50	59	39	4	3	0	257
Total	0	0	0	0	0	0	0	0	89	100	91	113	89	17	9	1	509

Enrolment By Grade and Gender

Gender	Grade														Total
	K	1	2	3	4	5	6	7	8	9	10	11	12	4th	
Male	0	0	0	0	0	0	0	0	47	42	44	52	55	12	252
Female	0	0	0	0	0	0	0	0	48	58	51	55	41	4	257
Total	0	0	0	0	0	0	0	0	95	100	95	107	96	16	509

Enrolment By Grade

For 477 - Mealy Mountain Collegiate, Happy Valley-Goose Bay



* Data from the 2010-2011 AGR(Enrolment/Age as of the last day in Sept./Dec.)

** Newfoundland Statistics Classification System

*** May include itinerant teachers

District 2 - Western

#022 - William Gillett Academy, Charlottetown, LAB

Grades: K-12 Number of Grades: 13

[FTE Teachers](#) *** : 9.0

Classification: Rural
Offers Distance Education: Yes

[School FTE PTR : 7.1](#)

[District FTE PTR : 10.9](#)

[Provincial FTE PTR : 12.0](#)

Enrolment By Age and Gender

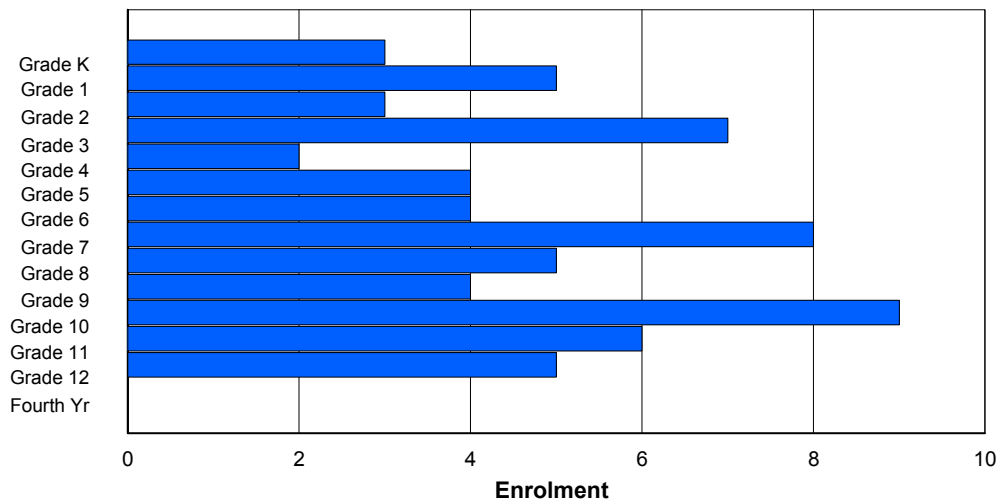
Gender	Age																	Total
	5	6	7	8	9	10	11	12	13	14	15	16	17	18	19	20>		
Male	2	1	0	4	1	3	2	4	2	1	5	5	1	0	0	0	31	
Female	1	4	2	4	1	1	2	4	3	3	4	1	4	0	0	0	34	
Total	3	5	2	8	2	4	4	8	5	4	9	6	5	0	0	0	65	

Enrolment By Grade and Gender

Gender	Grade															Total
	K	1	2	3	4	5	6	7	8	9	10	11	12	4th		
Male	2	1	1	3	1	3	2	4	2	1	5	5	1	0	31	
Female	1	4	2	4	1	1	2	4	3	3	4	1	4	0	34	
Total	3	5	3	7	2	4	4	8	5	4	9	6	5	0	65	

Enrolment By Grade

For 022 - William Gillett Academy, Charlottetown, LAB



* Data from the 2010-2011 AGR(Enrolment/Age as of the last day in Sept./Dec.)

** Newfoundland Statistics Classification System

*** May include itinerant teachers

District 2 - Western

#023 - Sacred Heart AG, Conche

Classification: Rural
Offers Distance Education: Yes

Grades: K,2-4,6-9,11-12 Number of Grades: 10

[School FTE PTR : 5.3](#)
[District FTE PTR : 10.9](#)
[Provincial FTE PTR : 12.0](#)

[FTE Teachers](#) *** : 3.0

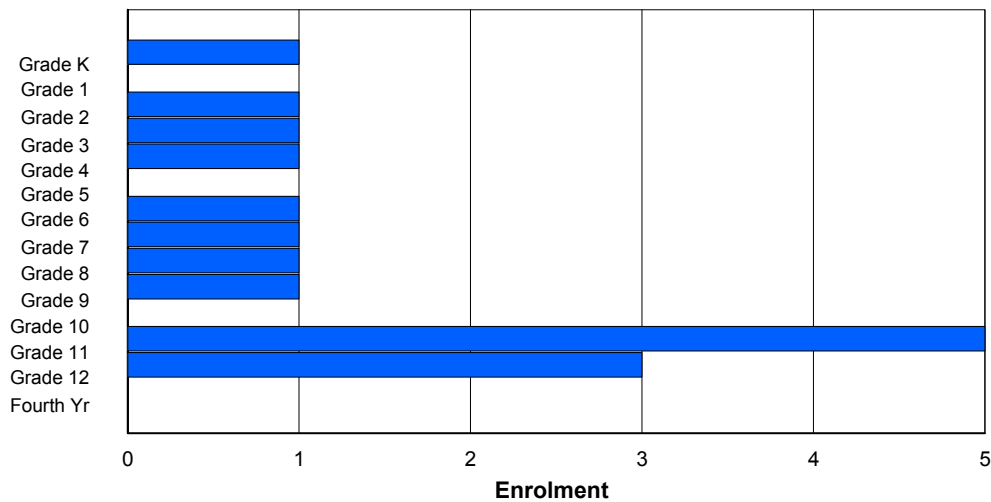
Enrolment By Age and Gender

Gender	Age																	Total
	5	6	7	8	9	10	11	12	13	14	15	16	17	18	19	20>		
Male	0	0	0	0	1	0	1	0	1	1	0	3	0	0	0	0	7	
Female	1	0	1	1	0	0	0	1	0	0	0	2	3	0	0	0	9	
Total	1	0	1	1	1	0	1	1	1	1	0	5	3	0	0	0	16	

Enrolment By Grade and Gender

Gender	Grade															Total
	K	1	2	3	4	5	6	7	8	9	10	11	12	4th		
Male	0	0	0	0	1	0	1	0	1	1	0	3	0	0	7	
Female	1	0	1	1	0	0	0	1	0	0	0	2	3	0	9	
Total	1	0	1	1	1	0	1	1	1	1	0	5	3	0	16	

Enrolment By Grade
For 023 - Sacred Heart AG, Conche



* Data from the 2010-2011 AGR(Enrolment/Age as of the last day in Sept./Dec.)

** Newfoundland Statistics Classification System

*** May include itinerant teachers

District 2 - Western

#024 - James Cook Memorial, Cook's Harbour

Classification: Rural
Offers Distance Education: Yes

Grades: K,4-12 Number of Grades: 10

[School FTE PTR : 4.8](#)
[District FTE PTR : 10.9](#)
[Provincial FTE PTR : 12.0](#)

[FTE Teachers](#) *** : 5.0

Enrolment By Age and Gender

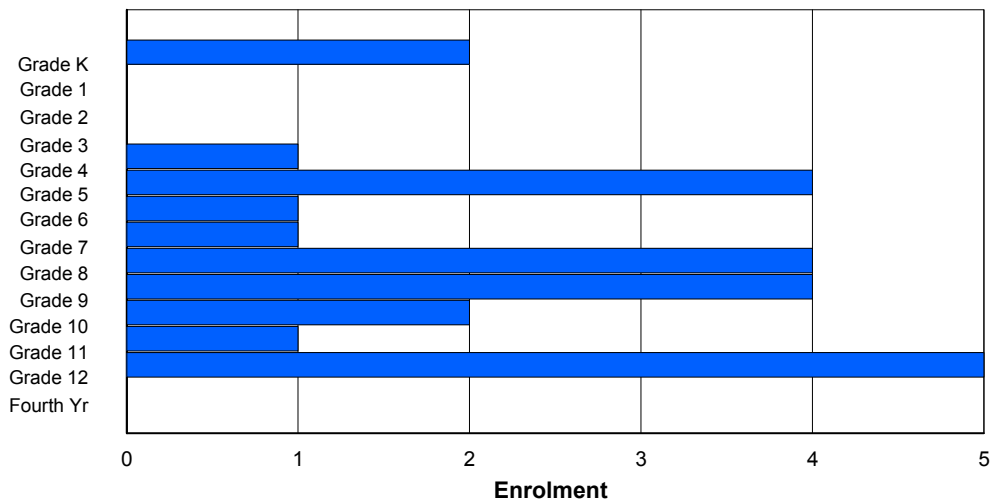
Gender	Age																	Total
	5	6	7	8	9	10	11	12	13	14	15	16	17	18	19	20>		
Male	0	0	0	0	0	3	1	1	2	1	1	0	3	0	0	0	12	
Female	2	0	0	0	1	1	0	0	2	3	1	1	2	0	0	0	13	
Total	2	0	0	0	1	4	1	1	4	4	2	1	5	0	0	0	25	

Enrolment By Grade and Gender

Gender	Grade															Total
	K	1	2	3	4	5	6	7	8	9	10	11	12	4th		
Male	0	0	0	0	0	3	1	1	2	1	1	0	3	0	12	
Female	2	0	0	0	1	1	0	0	2	3	1	1	2	0	13	
Total	2	0	0	0	1	4	1	1	4	4	2	1	5	0	25	

Enrolment By Grade

For 024 - James Cook Memorial, Cook's Harbour



* Data from the 2010-2011 AGR(Enrolment/Age as of the last day in Sept./Dec.)

** Newfoundland Statistics Classification System

*** May include itinerant teachers

District 2 - Western

#026 - H.G. Fillier Academy, Englee

Classification: Rural
Offers Distance Education: No

Grades: K-9 Number of Grades: 10

[School FTE PTR : 8.2](#)
[District FTE PTR : 10.9](#)
[Provincial FTE PTR : 12.0](#)

[FTE Teachers](#) *** : 6.0

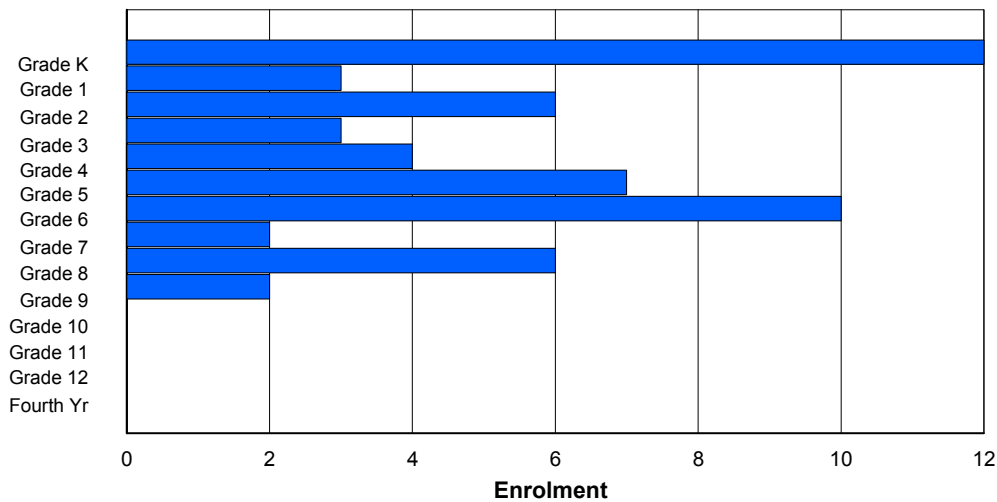
Enrolment By Age and Gender

Gender	Age																Total
	5	6	7	8	9	10	11	12	13	14	15	16	17	18	19	20>	
Male	2	3	5	1	2	4	6	1	2	1	0	0	0	0	0	0	27
Female	10	0	1	2	2	3	4	1	4	1	0	0	0	0	0	0	28
Total	12	3	6	3	4	7	10	2	6	2	0	0	0	0	0	0	55

Enrolment By Grade and Gender

Gender	Grade														Total
	K	1	2	3	4	5	6	7	8	9	10	11	12	4th	
Male	2	3	5	1	2	4	6	1	2	1	0	0	0	0	27
Female	10	0	1	2	2	3	4	1	4	1	0	0	0	0	28
Total	12	3	6	3	4	7	10	2	6	2	0	0	0	0	55

Enrolment By Grade
For 026 - H.G. Fillier Academy, Englee



* Data from the 2010-2011 AGR(Enrolment/Age as of the last day in Sept./Dec.)

** Newfoundland Statistics Classification System

*** May include itinerant teachers

District 2 - Western

#027 - Canon Richards Memorial Academy, Flower's Cove

Classification: Rural
Offers Distance Education: Yes

Grades: K-12 Number of Grades: 13

[School FTE PTR : 11.7](#)
[District FTE PTR : 10.9](#)
[Provincial FTE PTR : 12.0](#)

[FTE Teachers](#) *** : 19.5

Enrolment By Age and Gender

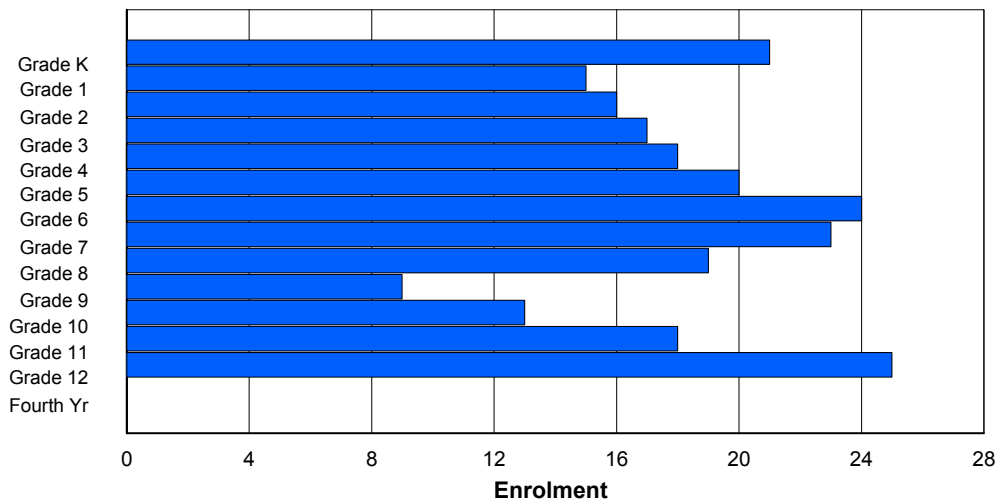
Gender	Age																	Total
	5	6	7	8	9	10	11	12	13	14	15	16	17	18	19	20>		
Male	12	8	5	12	8	11	13	9	14	4	5	8	14	1	0	0	124	
Female	9	7	10	5	11	9	11	12	7	5	7	9	12	0	0	0	114	
Total	21	15	15	17	19	20	24	21	21	9	12	17	26	1	0	0	238	

Enrolment By Grade and Gender

Gender	Grade														Total
	K	1	2	3	4	5	6	7	8	9	10	11	12	4th	
Male	12	8	6	12	7	11	13	10	13	4	5	9	14	0	124
Female	9	7	10	5	11	9	11	13	6	5	8	9	11	0	114
Total	21	15	16	17	18	20	24	23	19	9	13	18	25	0	238

Enrolment By Grade

For 027 - Canon Richards Memorial Academy, Flower's Cove



* Data from the 2010-2011 AGR(Enrolment/Age as of the last day in Sept./Dec.)

** Newfoundland Statistics Classification System

*** May include itinerant teachers

District 2 - Western

#032 - Truman Eddison Memorial, Griquet

Classification: Rural
Offers Distance Education: No

Grades: K-6 Number of Grades: 7

[School FTE PTR : 7.8](#)
[District FTE PTR : 10.9](#)
[Provincial FTE PTR : 12.0](#)

[FTE Teachers](#) *** : 5.0

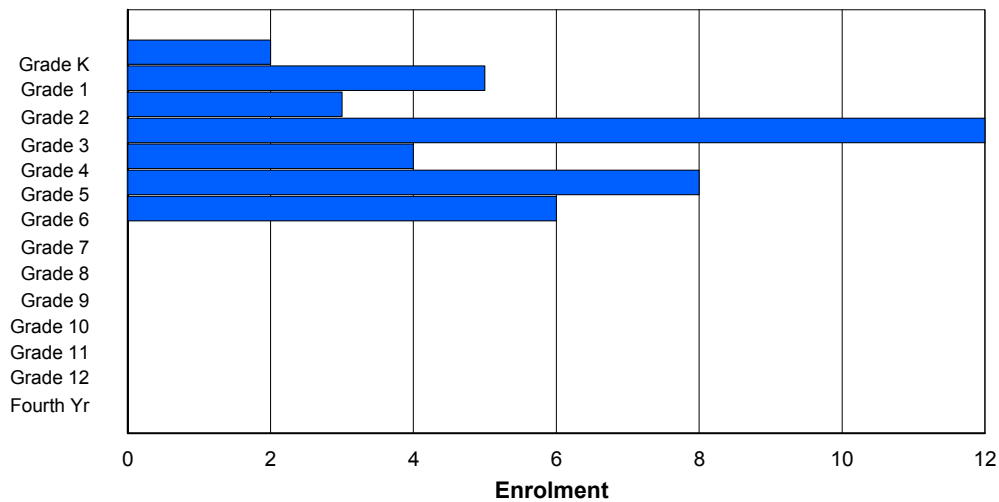
Enrolment By Age and Gender

Gender	Age																Total
	5	6	7	8	9	10	11	12	13	14	15	16	17	18	19	20>	
Male	2	0	3	6	3	2	4	0	0	0	0	0	0	0	0	0	20
Female	0	4	1	6	1	6	2	0	0	0	0	0	0	0	0	0	20
Total	2	4	4	12	4	8	6	0	0	0	0	0	0	0	0	0	40

Enrolment By Grade and Gender

Gender	Grade															Total
	K	1	2	3	4	5	6	7	8	9	10	11	12	4th		
Male	2	1	2	6	3	2	4	0	0	0	0	0	0	0	20	
Female	0	4	1	6	1	6	2	0	0	0	0	0	0	0	20	
Total	2	5	3	12	4	8	6	0	0	0	0	0	0	0	40	

Enrolment By Grade
For 032 - Truman Eddison Memorial, Griquet



* Data from the 2010-2011 AGR(Enrolment/Age as of the last day in Sept./Dec.)

** Newfoundland Statistics Classification System

*** May include itinerant teachers

District 2 - Western

#039 - Mary Simms All-Grade, Main Brook

Classification: Rural
Offers Distance Education: Yes

Grades: K-12 Number of Grades: 13

[School FTE PTR : 5.8](#)
[District FTE PTR : 10.9](#)
[Provincial FTE PTR : 12.0](#)

[FTE Teachers](#) *** : 5.0

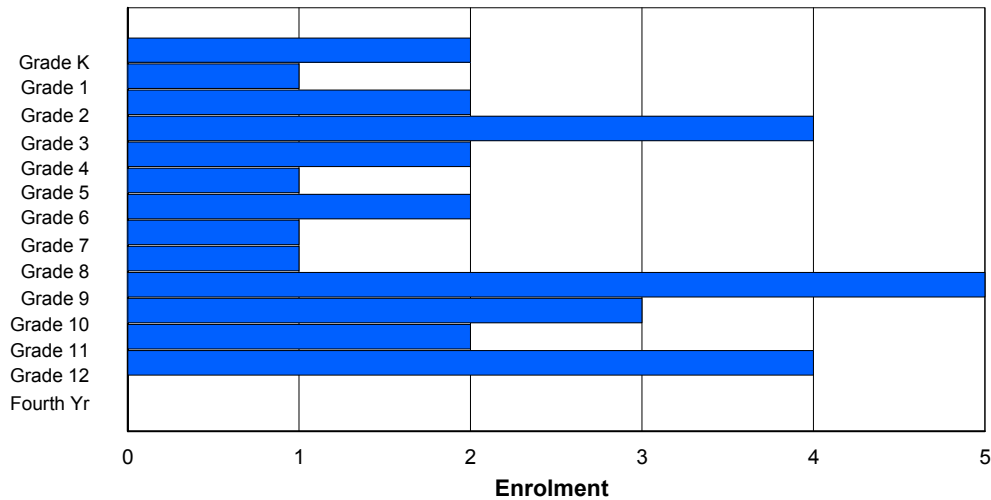
Enrolment By Age and Gender

Gender	Age																	Total
	5	6	7	8	9	10	11	12	13	14	15	16	17	18	19	20>		
Male	1	1	1	2	2	1	0	1	3	1	4	1	2	2	0	0	22	
Female	1	0	1	1	1	0	1	0	0	1	0	0	2	0	0	8		
Total	2	1	2	3	3	1	1	1	3	2	4	1	4	2	0	0	30	

Enrolment By Grade and Gender

Gender	Grade															Total
	K	1	2	3	4	5	6	7	8	9	10	11	12	4th		
Male	1	1	1	3	1	1	1	1	1	4	3	2	2	0	22	
Female	1	0	1	1	1	0	1	0	0	1	0	0	2	0	8	
Total	2	1	2	4	2	1	2	1	1	5	3	2	4	0	30	

Enrolment By Grade
For 039 - Mary Simms All-Grade, Main Brook



* Data from the 2010-2011 AGR(Enrolment/Age as of the last day in Sept./Dec.)

** Newfoundland Statistics Classification System

*** May include itinerant teachers

District 2 - Western

#040 - St. Mary's AG, Mary's Harbour

Classification: Rural
Offers Distance Education: Yes

Grades: K-12 Number of Grades: 13

[School FTE PTR : 7.1](#)
[District FTE PTR : 10.9](#)
[Provincial FTE PTR : 12.0](#)

[FTE Teachers](#) *** : 12.0

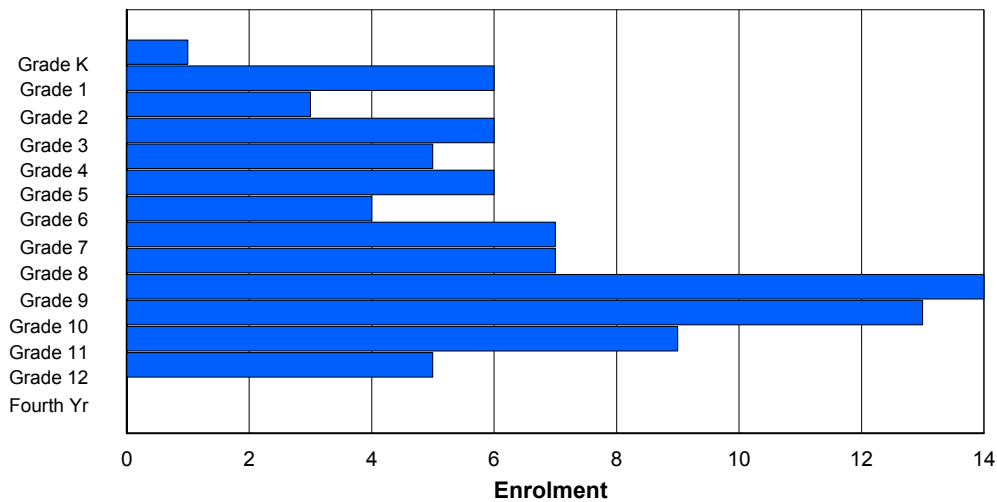
Enrolment By Age and Gender

Gender	Age																	Total
	5	6	7	8	9	10	11	12	13	14	15	16	17	18	19	20>		
Male	0	4	3	3	4	2	4	5	3	9	5	4	3	0	0	0	49	
Female	1	2	0	3	1	4	0	2	4	4	9	4	3	0	0	0	37	
Total	1	6	3	6	5	6	4	7	7	13	14	8	6	0	0	0	86	

Enrolment By Grade and Gender

Gender	Grade															Total
	K	1	2	3	4	5	6	7	8	9	10	11	12	4th		
Male	0	4	3	3	4	2	4	5	3	10	4	5	2	0	49	
Female	1	2	0	3	1	4	0	2	4	4	9	4	3	0	37	
Total	1	6	3	6	5	6	4	7	7	14	13	9	5	0	86	

Enrolment By Grade
For 040 - St. Mary's AG, Mary's Harbour



* Data from the 2010-2011 AGR(Enrolment/Age as of the last day in Sept./Dec.)

** Newfoundland Statistics Classification System

*** May include itinerant teachers

District 2 - Western

#041 - Raymond Ward Memorial, Norman Bay

Classification: Rural
Offers Distance Education: Yes

Grades: 5-6,8-9,11-12 Number of Grades: 6

[School FTE PTR : 11.0](#)
[District FTE PTR : 10.9](#)
[Provincial FTE PTR : 12.0](#)

[FTE Teachers](#) *** : 1.0

Enrolment By Age and Gender

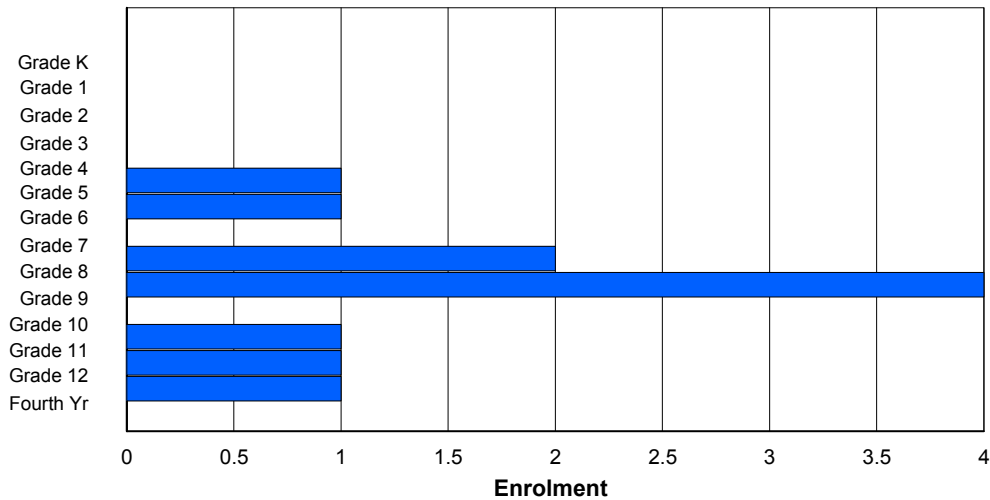
Gender	Age																	Total
	5	6	7	8	9	10	11	12	13	14	15	16	17	18	19	20>		
Male	0	0	0	0	0	1	1	0	0	1	1	1	0	0	0	0	5	
Female	0	0	0	0	0	0	0	0	2	2	0	0	0	2	0	0	6	
Total	0	0	0	0	0	1	1	0	2	3	1	1	0	2	0	0	11	

Enrolment By Grade and Gender

Gender	Grade															Total
	K	1	2	3	4	5	6	7	8	9	10	11	12	4th		
Male	0	0	0	0	0	1	1	0	0	2	0	1	0	0	5	
Female	0	0	0	0	0	0	0	0	2	2	0	0	1	1	6	
Total	0	0	0	0	0	1	1	0	2	4	0	1	1	1	11	

Enrolment By Grade

For 041 - Raymond Ward Memorial, Norman Bay



* Data from the 2010-2011 AGR(Enrolment/Age as of the last day in Sept./Dec.)

** Newfoundland Statistics Classification System

*** May include itinerant teachers

District 2 - Western

#046 - D.C. Young School, Port Hope Simpson

Classification: Rural
Offers Distance Education: Yes

Grades: K-12 Number of Grades: 13

[School FTE PTR : 6.9](#)
[District FTE PTR : 10.9](#)
[Provincial FTE PTR : 12.0](#)

[FTE Teachers](#) *** : 10.0

Enrolment By Age and Gender

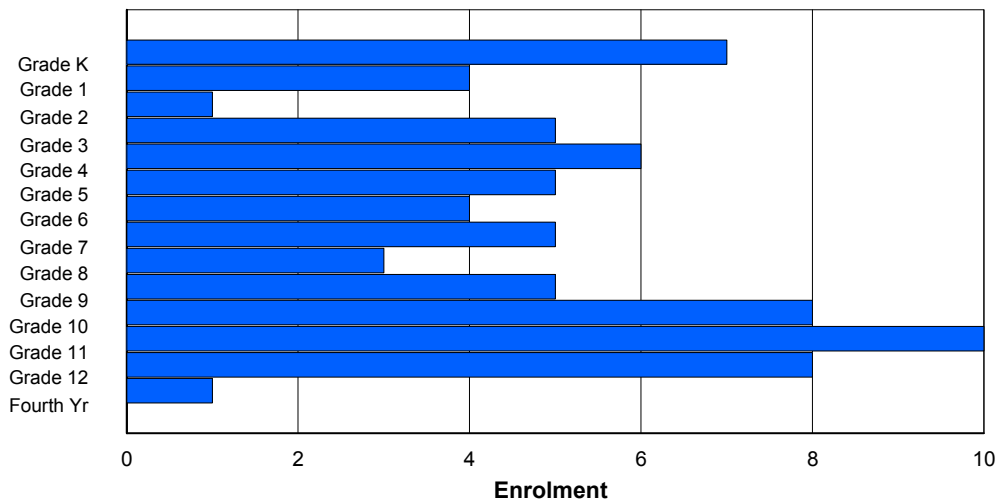
Gender	Age																	Total
	5	6	7	8	9	10	11	12	13	14	15	16	17	18	19	20>		
Male	3	2	2	1	1	4	2	1	1	2	5	6	3	2	0	0	35	
Female	3	1	1	4	5	1	2	4	2	3	3	3	4	1	0	0	37	
Total	6	3	3	5	6	5	4	5	3	5	8	9	7	3	0	0	72	

Enrolment By Grade and Gender

Gender	Grade															Total
	K	1	2	3	4	5	6	7	8	9	10	11	12	4th		
Male	3	4	0	1	1	4	2	1	1	2	5	6	4	1	35	
Female	4	0	1	4	5	1	2	4	2	3	3	4	4	0	37	
Total	7	4	1	5	6	5	4	5	3	5	8	10	8	1	72	

Enrolment By Grade

For 046 - D.C. Young School, Port Hope Simpson



* Data from the 2010-2011 AGR(Enrolment/Age as of the last day in Sept./Dec.)

** Newfoundland Statistics Classification System

*** May include itinerant teachers

District 2 - Western

#050 - Basque Memorial, Red Bay

Classification: Rural
Offers Distance Education: Yes

Grades: K,3-4,6-12 Number of Grades: 10

[School FTE PTR : 4.4](#)
[District FTE PTR : 10.9](#)
[Provincial FTE PTR : 12.0](#)

[FTE Teachers](#) *** : 5.0

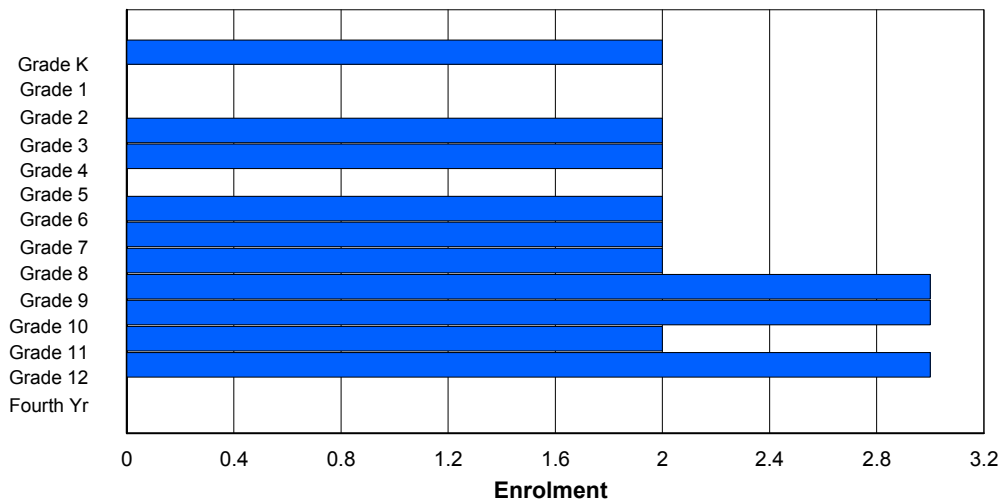
Enrolment By Age and Gender

Gender	Age																	Total
	5	6	7	8	9	10	11	12	13	14	15	16	17	18	19	20>		
Male	1	0	0	1	1	0	1	1	1	3	1	2	3	0	0	0	15	
Female	1	0	0	1	1	0	1	1	0	1	2	0	0	0	0	0	8	
Total	2	0	0	2	2	0	2	2	1	4	3	2	3	0	0	0	23	

Enrolment By Grade and Gender

Gender	Grade															Total
	K	1	2	3	4	5	6	7	8	9	10	11	12	4th		
Male	1	0	0	1	1	0	1	1	2	2	1	2	3	0	15	
Female	1	0	0	1	1	0	1	1	0	1	2	0	0	0	8	
Total	2	0	0	2	2	0	2	2	2	3	3	2	3	0	23	

Enrolment By Grade
For 050 - Basque Memorial, Red Bay



* Data from the 2010-2011 AGR(Enrolment/Age as of the last day in Sept./Dec.)

** Newfoundland Statistics Classification System

*** May include itinerant teachers

District 2 - Western

#052 - Harriot Curtis Collegiate, St. Anthony

Classification: Rural
Offers Distance Education: Yes

Grades: 8-12 Number of Grades: 5

[School FTE PTR : 12.4](#)
[District FTE PTR : 10.9](#)
[Provincial FTE PTR : 12.0](#)

[FTE Teachers](#) *** : 13.9

Enrolment By Age and Gender

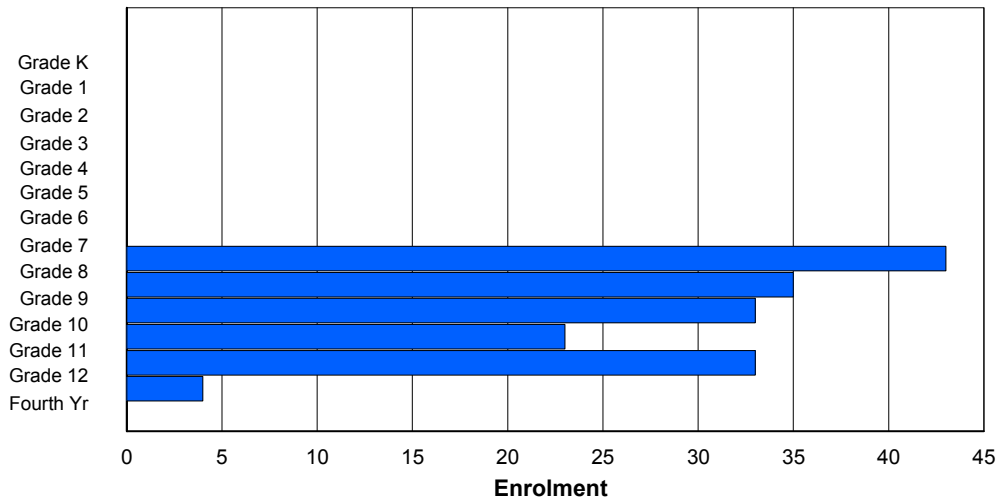
Gender	Age																	Total
	5	6	7	8	9	10	11	12	13	14	15	16	17	18	19	20>		
Male	0	0	0	0	0	0	0	0	18	18	14	11	16	5	0	0	82	
Female	0	0	0	0	0	0	0	0	23	18	17	12	18	0	1	0	89	
Total	0	0	0	0	0	0	0	0	41	36	31	23	34	5	1	0	171	

Enrolment By Grade and Gender

Gender	Grade															Total
	K	1	2	3	4	5	6	7	8	9	10	11	12	4th		
Male	0	0	0	0	0	0	0	0	19	17	16	12	15	3	82	
Female	0	0	0	0	0	0	0	0	24	18	17	11	18	1	89	
Total	0	0	0	0	0	0	0	0	43	35	33	23	33	4	171	

Enrolment By Grade

For 052 - Harriot Curtis Collegiate, St. Anthony



* Data from the 2010-2011 AGR(Enrolment/Age as of the last day in Sept./Dec.)

** Newfoundland Statistics Classification System

*** May include itinerant teachers

District 2 - Western

#053 - St. Anthony Elementary, St. Anthony

Classification: Rural
Offers Distance Education: No

Grades: K-7 Number of Grades: 8

[School FTE PTR : 10.6](#)
[District FTE PTR : 10.9](#)
[Provincial FTE PTR : 12.0](#)

[FTE Teachers](#) *** : 20.5

Enrolment By Age and Gender

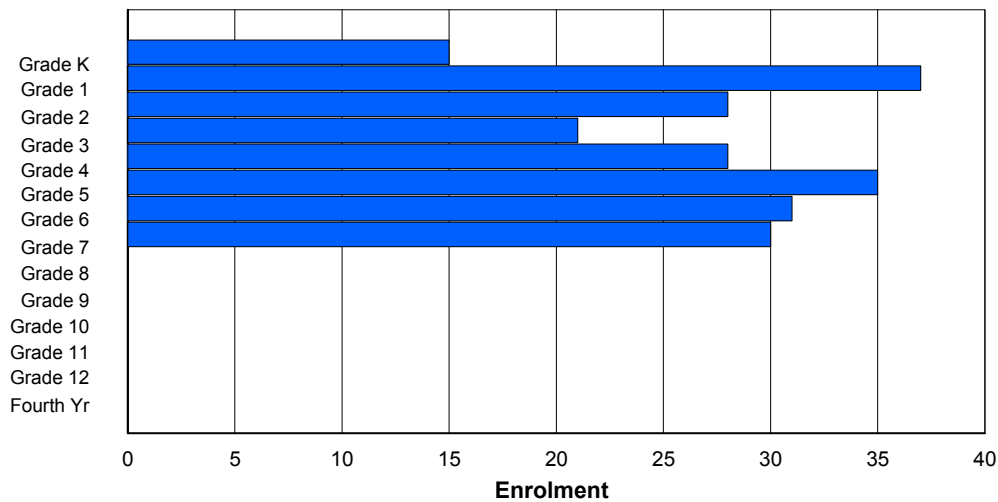
Gender	Age																Total
	5	6	7	8	9	10	11	12	13	14	15	16	17	18	19	20>	
Male	8	18	15	10	16	18	15	11	2	0	0	0	0	0	0	0	113
Female	7	19	12	11	13	18	14	17	0	1	0	0	0	0	0	0	112
Total	15	37	27	21	29	36	29	28	2	1	0	0	0	0	0	0	225

Enrolment By Grade and Gender

Gender	Grade														Total
	K	1	2	3	4	5	6	7	8	9	10	11	12	4th	
Male	8	18	16	10	15	17	16	13	0	0	0	0	0	0	113
Female	7	19	12	11	13	18	15	17	0	0	0	0	0	0	112
Total	15	37	28	21	28	35	31	30	0	0	0	0	0	0	225

Enrolment By Grade

For 053 - St. Anthony Elementary, St. Anthony



* Data from the 2010-2011 AGR(Enrolment/Age as of the last day in Sept./Dec.)

** Newfoundland Statistics Classification System

*** May include itinerant teachers

District 2 - Western

#054 - St. Lewis Academy, St. Lewis

Classification: Rural
Offers Distance Education: Yes

Grades: K-1,3-6,8-12 Number of Grades: 11

[School FTE PTR : 4.8](#)
[District FTE PTR : 10.9](#)
[Provincial FTE PTR : 12.0](#)

[FTE Teachers](#) *** : 6.0

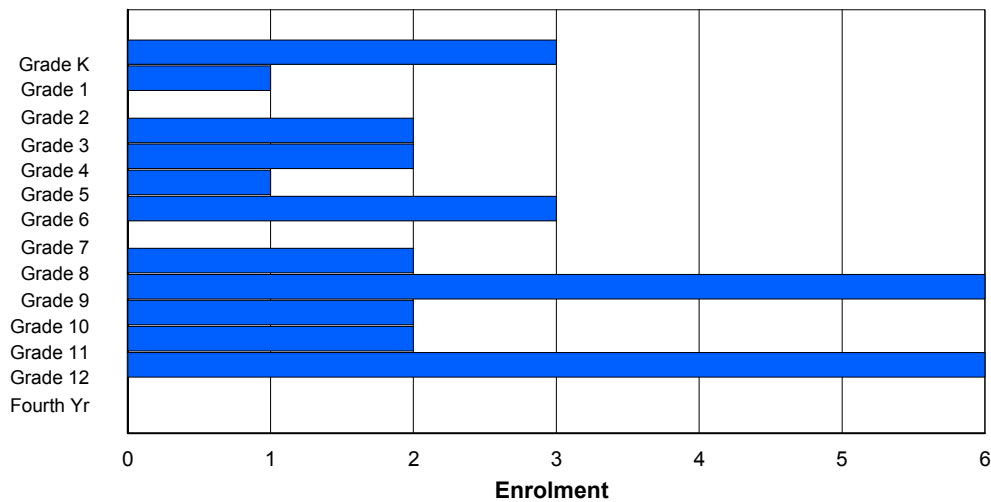
Enrolment By Age and Gender

Gender	Age																	Total
	5	6	7	8	9	10	11	12	13	14	15	16	17	18	19	20>		
Male	2	1	0	1	2	0	1	0	2	2	0	1	3	1	0	0	16	
Female	1	0	0	1	0	1	2	0	0	4	2	0	2	1	0	0	14	
Total	3	1	0	2	2	1	3	0	2	6	2	1	5	2	0	0	30	

Enrolment By Grade and Gender

Gender	Grade															Total
	K	1	2	3	4	5	6	7	8	9	10	11	12	4th		
Male	2	1	0	1	2	0	1	0	2	2	0	2	3	0	16	
Female	1	0	0	1	0	1	2	0	0	4	2	0	3	0	14	
Total	3	1	0	2	2	1	3	0	2	6	2	2	6	0	30	

Enrolment By Grade
For 054 - St. Lewis Academy, St. Lewis



* Data from the 2010-2011 AGR(Enrolment/Age as of the last day in Sept./Dec.)

** Newfoundland Statistics Classification System

*** May include itinerant teachers

District 2 - Western

#057 - St. Peter's Academy, Benoit's Cove

Classification: Rural
Offers Distance Education: No

Grades: K-9 Number of Grades: 10

[School FTE PTR : 10.0](#)
[District FTE PTR : 10.9](#)
[Provincial FTE PTR : 12.0](#)

[FTE Teachers](#) *** : 17.0

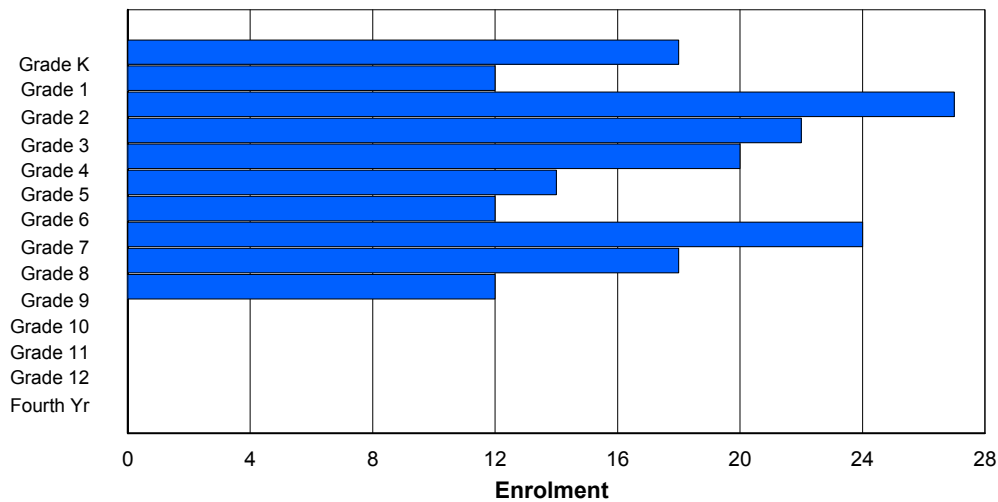
Enrolment By Age and Gender

Gender	Age																Total
	5	6	7	8	9	10	11	12	13	14	15	16	17	18	19	20>	
Male	8	6	11	12	9	5	3	15	9	7	1	0	0	0	0	0	86
Female	10	6	16	10	11	9	9	8	9	5	0	0	0	0	0	0	93
Total	18	12	27	22	20	14	12	23	18	12	1	0	0	0	0	0	179

Enrolment By Grade and Gender

Gender	Grade														Total
	K	1	2	3	4	5	6	7	8	9	10	11	12	4th	
Male	8	6	11	12	9	5	3	15	10	7	0	0	0	0	86
Female	10	6	16	10	11	9	9	9	8	5	0	0	0	0	93
Total	18	12	27	22	20	14	12	24	18	12	0	0	0	0	179

Enrolment By Grade
For 057 - St. Peter's Academy, Benoit's Cove



* Data from the 2010-2011 AGR(Enrolment/Age as of the last day in Sept./Dec.)

** Newfoundland Statistics Classification System

*** May include itinerant teachers

District 2 - Western

#060 - C.C. Loughlin Elementary, Corner Brook

Classification: Urban
Offers Distance Education: No

Grades: K-6 Number of Grades: 7

[School FTE PTR : 12.6](#)
[District FTE PTR : 10.9](#)
[Provincial FTE PTR : 12.0](#)

[FTE Teachers](#) *** : 36.9

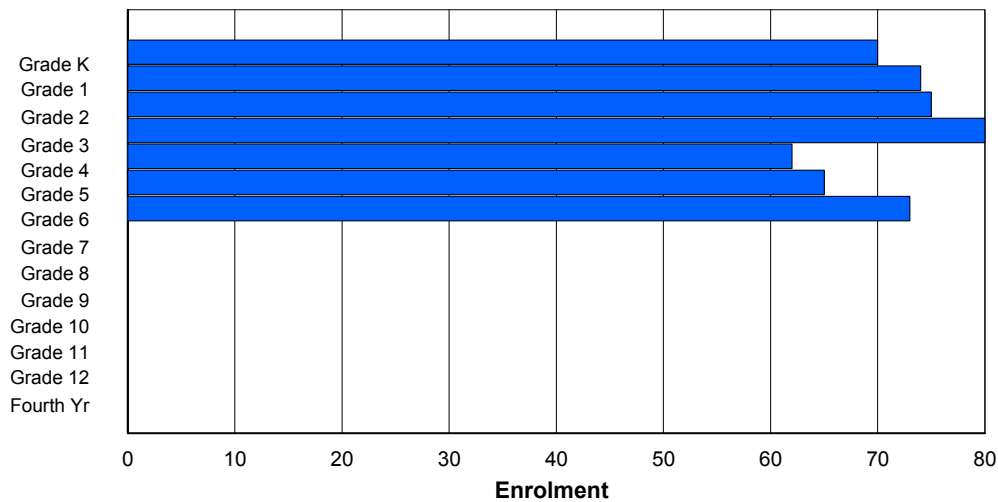
Enrolment By Age and Gender

Gender	Age																Total
	5	6	7	8	9	10	11	12	13	14	15	16	17	18	19	20>	
Male	31	38	40	39	29	35	31	1	0	0	0	0	0	0	0	0	244
Female	39	35	35	39	35	28	44	0	0	0	0	0	0	0	0	0	255
Total	70	73	75	78	64	63	75	1	0	0	0	0	0	0	0	0	499

Enrolment By Grade and Gender

Gender	Grade															Total
	K	1	2	3	4	5	6	7	8	9	10	11	12	4th		
Male	31	39	40	40	27	36	31	0	0	0	0	0	0	0	244	
Female	39	35	35	40	35	29	42	0	0	0	0	0	0	0	255	
Total	70	74	75	80	62	65	73	0	0	0	0	0	0	0	499	

Enrolment By Grade
For 060 - C.C. Loughlin Elementary, Corner Brook



* Data from the 2010-2011 AGR(Enrolment/Age as of the last day in Sept./Dec.)

** Newfoundland Statistics Classification System

*** May include itinerant teachers

District 2 - Western

#062 - G.C. Rowe Junior High, Corner Brook

Classification: Urban
Offers Distance Education: No

Grades: 7-9 Number of Grades: 3

[School FTE PTR : 13.3](#)
[District FTE PTR : 10.9](#)
[Provincial FTE PTR : 12.0](#)

[FTE Teachers](#) *** : 28.5

Enrolment By Age and Gender

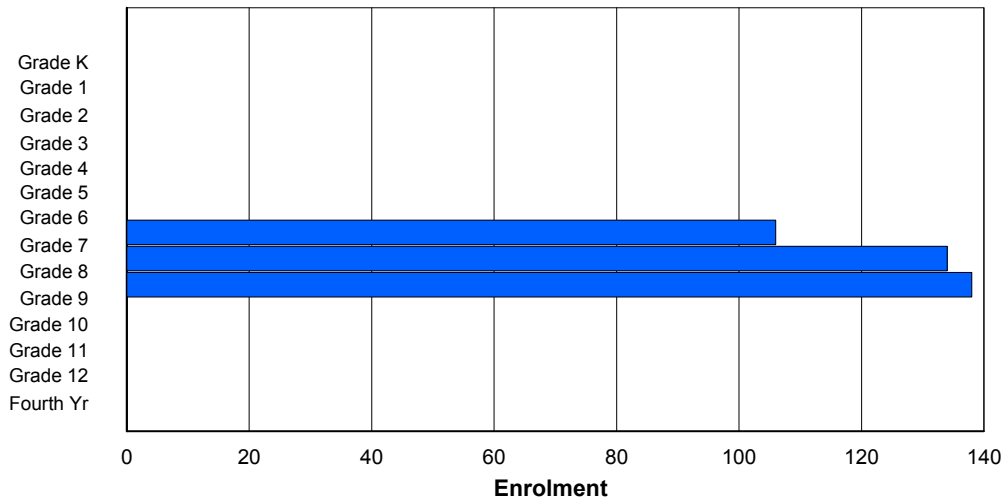
Gender	Age																Total
	5	6	7	8	9	10	11	12	13	14	15	16	17	18	19	20>	
Male	0	0	0	0	0	0	0	52	65	61	3	0	0	0	0	0	181
Female	0	0	0	0	0	0	0	50	71	76	0	0	0	0	0	0	197
Total	0	0	0	0	0	0	0	102	136	137	3	0	0	0	0	0	378

Enrolment By Grade and Gender

Gender	Grade														Total
	K	1	2	3	4	5	6	7	8	9	10	11	12	4th	
Male	0	0	0	0	0	0	0	56	62	63	0	0	0	0	181
Female	0	0	0	0	0	0	0	50	72	75	0	0	0	0	197
Total	0	0	0	0	0	0	0	106	134	138	0	0	0	0	378

Enrolment By Grade

For 062 - G.C. Rowe Junior High, Corner Brook



* Data from the 2010-2011 AGR(Enrolment/Age as of the last day in Sept./Dec.)

** Newfoundland Statistics Classification System

*** May include itinerant teachers

District 2 - Western

#065 - Humber Elementary, Corner Brook

Classification: Urban
Offers Distance Education: No

Grades: K-6 Number of Grades: 7

[School FTE PTR : 12.8](#)
[District FTE PTR : 10.9](#)
[Provincial FTE PTR : 12.0](#)

[FTE Teachers](#) *** : 29.0

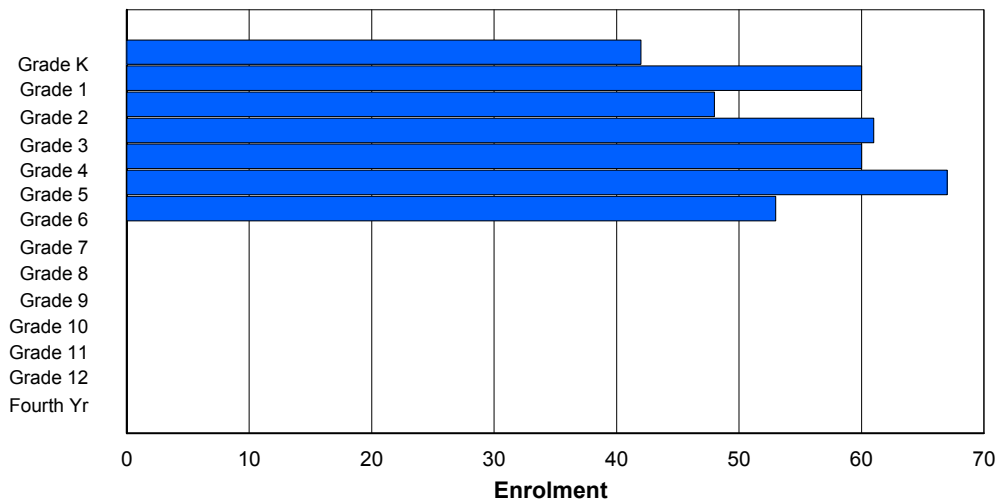
Enrolment By Age and Gender

Gender	Age																Total
	5	6	7	8	9	10	11	12	13	14	15	16	17	18	19	20>	
Male	21	26	25	33	26	29	29	0	0	0	0	0	0	0	0	0	189
Female	21	33	23	28	35	34	28	0	0	0	0	0	0	0	0	0	202
Total	42	59	48	61	61	63	57	0	0	0	0	0	0	0	0	0	391

Enrolment By Grade and Gender

Gender	Grade															Total
	K	1	2	3	4	5	6	7	8	9	10	11	12	4th		
Male	21	27	25	32	26	31	27	0	0	0	0	0	0	0	189	
Female	21	33	23	29	34	36	26	0	0	0	0	0	0	0	202	
Total	42	60	48	61	60	67	53	0	0	0	0	0	0	0	391	

Enrolment By Grade
For 065 - Humber Elementary, Corner Brook



* Data from the 2010-2011 AGR(Enrolment/Age as of the last day in Sept./Dec.)

** Newfoundland Statistics Classification System

*** May include itinerant teachers

District 2 - Western

#066 - J.J. Curling Elementary, Corner Brook

Classification: Urban
Offers Distance Education: No

Grades: K-6 Number of Grades: 7

[School FTE PTR : 13.0](#)
[District FTE PTR : 10.9](#)
[Provincial FTE PTR : 12.0](#)

[FTE Teachers](#) *** : 22.0

Enrolment By Age and Gender

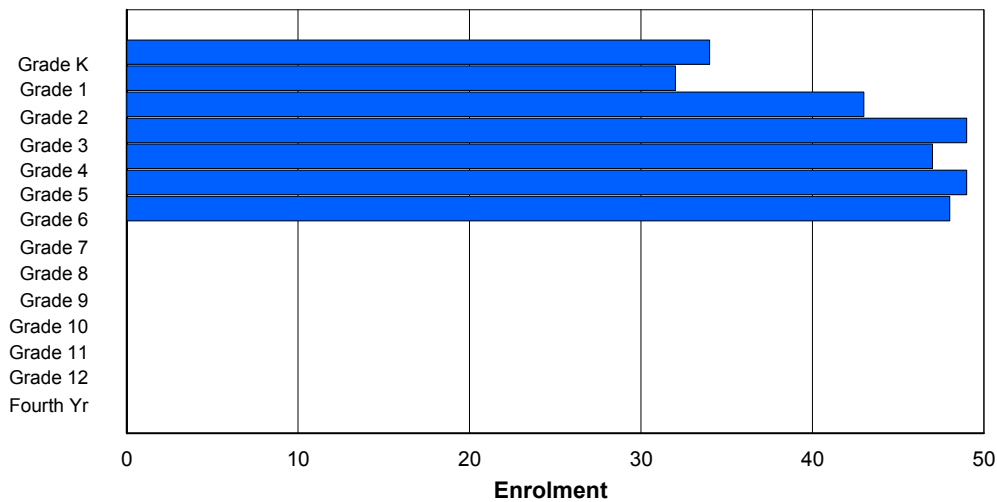
Gender	Age																Total
	5	6	7	8	9	10	11	12	13	14	15	16	17	18	19	20>	
Male	18	17	24	25	26	30	25	2	0	0	0	0	0	0	0	0	167
Female	16	15	18	24	21	18	23	0	0	0	0	0	0	0	0	0	135
Total	34	32	42	49	47	48	48	2	0	0	0	0	0	0	0	0	302

Enrolment By Grade and Gender

Gender	Grade															Total
	K	1	2	3	4	5	6	7	8	9	10	11	12	4th		
Male	18	17	25	25	26	31	25	0	0	0	0	0	0	0	167	
Female	16	15	18	24	21	18	23	0	0	0	0	0	0	0	135	
Total	34	32	43	49	47	49	48	0	0	0	0	0	0	0	302	

Enrolment By Grade

For 066 - J.J. Curling Elementary, Corner Brook



* Data from the 2010-2011 AGR(Enrolment/Age as of the last day in Sept./Dec.)

** Newfoundland Statistics Classification System

*** May include itinerant teachers

District 2 - Western

#067 - Presentation Junior High, Corner Brook

Classification: Urban
Offers Distance Education: No

Grades: 7-9

Number of Grades: 3

[School FTE PTR : 14.6](#)

[District FTE PTR : 10.9](#)

[Provincial FTE PTR : 12.0](#)

[FTE Teachers](#) *** : 30.0

Enrolment By Age and Gender

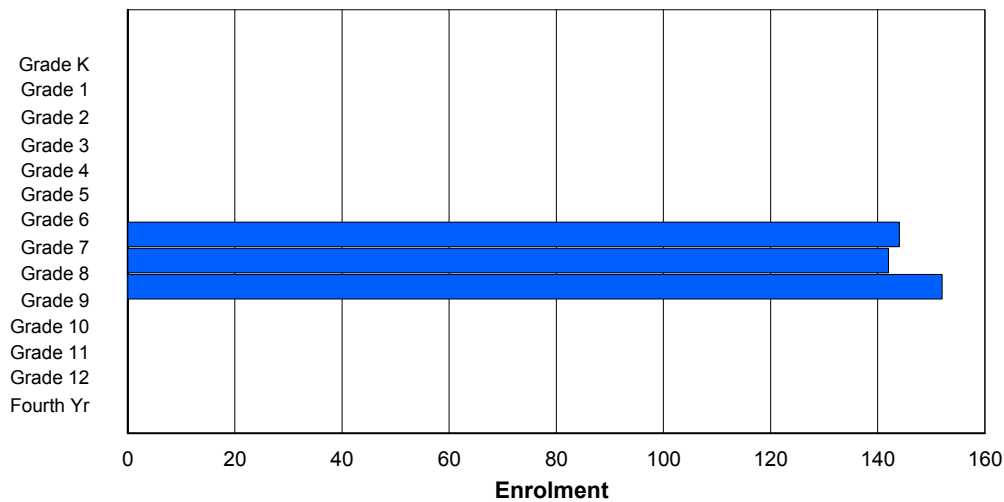
Gender	Age																Total
	5	6	7	8	9	10	11	12	13	14	15	16	17	18	19	20>	
Male	0	0	0	0	0	0	0	73	67	87	5	0	0	0	0	0	232
Female	0	0	0	0	0	0	0	70	65	70	1	0	0	0	0	0	206
Total	0	0	0	0	0	0	0	143	132	157	6	0	0	0	0	0	438

Enrolment By Grade and Gender

Gender	Grade														Total
	K	1	2	3	4	5	6	7	8	9	10	11	12	4th	
Male	0	0	0	0	0	0	0	74	75	83	0	0	0	0	232
Female	0	0	0	0	0	0	0	70	67	69	0	0	0	0	206
Total	0	0	0	0	0	0	0	144	142	152	0	0	0	0	438

Enrolment By Grade

For 067 - Presentation Junior High, Corner Brook



* Data from the 2010-2011 AGR(Enrolment/Age as of the last day in Sept./Dec.)

** Newfoundland Statistics Classification System

*** May include itinerant teachers

District 2 - Western

#069 - Sacred Heart Elementary, Corner Brook

Classification: Urban
Offers Distance Education: No

Grades: K-6 Number of Grades: 7

[School FTE PTR : 11.9](#)
[District FTE PTR : 10.9](#)
[Provincial FTE PTR : 12.0](#)

[FTE Teachers](#) *** : 18.0

Enrolment By Age and Gender

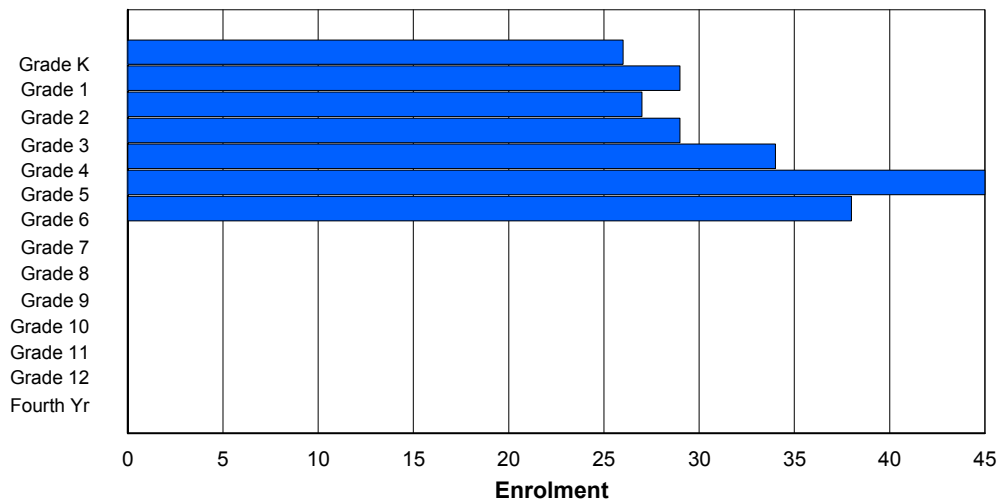
Gender	Age																Total
	5	6	7	8	9	10	11	12	13	14	15	16	17	18	19	20>	
Male	10	14	11	12	12	13	18	0	0	0	0	0	0	0	0	0	90
Female	16	15	16	17	22	32	20	0	0	0	0	0	0	0	0	0	138
Total	26	29	27	29	34	45	38	0	0	0	0	0	0	0	0	0	228

Enrolment By Grade and Gender

Gender	Grade															Total
	K	1	2	3	4	5	6	7	8	9	10	11	12	4th		
Male	10	14	11	12	12	13	18	0	0	0	0	0	0	0	90	
Female	16	15	16	17	22	32	20	0	0	0	0	0	0	0	138	
Total	26	29	27	29	34	45	38	0	0	0	0	0	0	0	228	

Enrolment By Grade

For 069 - Sacred Heart Elementary, Corner Brook



* Data from the 2010-2011 AGR(Enrolment/Age as of the last day in Sept./Dec.)

** Newfoundland Statistics Classification System

*** May include itinerant teachers

District 2 - Western

#070 - St. Gerard's Elementary, Corner Brook

Classification: Urban
Offers Distance Education: No

Grades: K-6 Number of Grades: 7

[School FTE PTR : 7.1](#)
[District FTE PTR : 10.9](#)
[Provincial FTE PTR : 12.0](#)

[FTE Teachers](#) *** : 12.5

Enrolment By Age and Gender

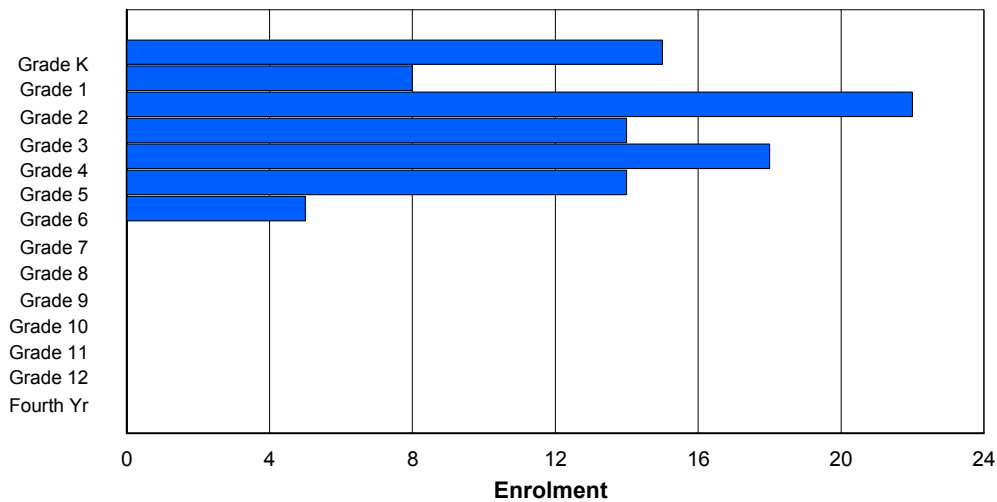
Gender	Age																Total
	5	6	7	8	9	10	11	12	13	14	15	16	17	18	19	20>	
Male	7	5	12	7	10	5	2	1	0	0	0	0	0	0	0	0	49
Female	8	3	10	7	8	9	2	0	0	0	0	0	0	0	0	0	47
Total	15	8	22	14	18	14	4	1	0	0	0	0	0	0	0	0	96

Enrolment By Grade and Gender

Gender	Grade															Total
	K	1	2	3	4	5	6	7	8	9	10	11	12	4th		
Male	7	5	12	7	10	5	3	0	0	0	0	0	0	0	49	
Female	8	3	10	7	8	9	2	0	0	0	0	0	0	0	47	
Total	15	8	22	14	18	14	5	0	0	0	0	0	0	0	96	

Enrolment By Grade

For 070 - St. Gerard's Elementary, Corner Brook



* Data from the 2010-2011 AGR(Enrolment/Age as of the last day in Sept./Dec.)

** Newfoundland Statistics Classification System

*** May include itinerant teachers

District 2 - Western

#072 - Holy Cross All Grade School, Daniel's Harbour

Classification: Rural
Offers Distance Education: Yes

Grades: K-12 Number of Grades: 13

[School FTE PTR : 5.8](#)
[District FTE PTR : 10.9](#)
[Provincial FTE PTR : 12.0](#)

[FTE Teachers](#) *** : 6.0

Enrolment By Age and Gender

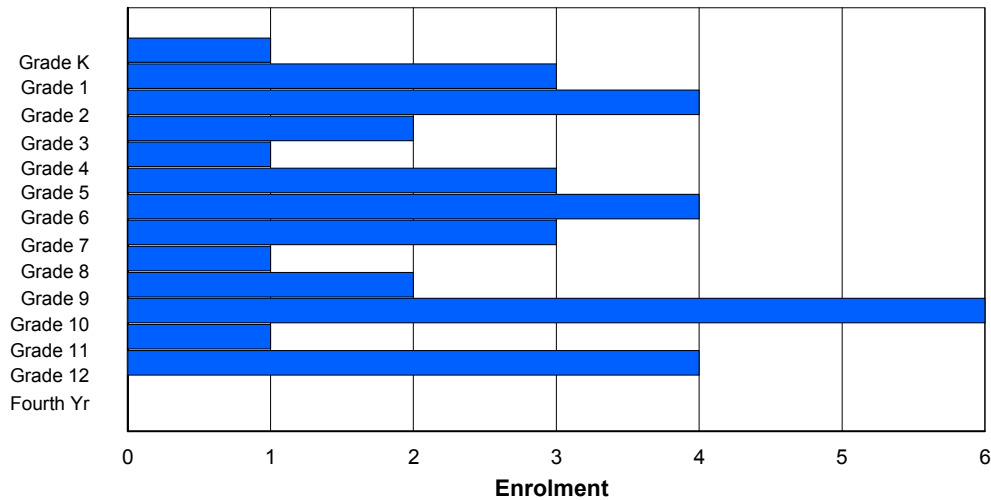
Gender	Age																Total
	5	6	7	8	9	10	11	12	13	14	15	16	17	18	19	20>	
Male	1	3	2	1	0	2	2	1	0	2	3	2	0	0	0	0	19
Female	0	0	2	1	1	1	2	2	0	1	2	0	4	0	0	0	16
Total	1	3	4	2	1	3	4	3	0	3	5	2	4	0	0	0	35

Enrolment By Grade and Gender

Gender	Grade														Total
	K	1	2	3	4	5	6	7	8	9	10	11	12	4th	
Male	1	3	2	1	0	2	2	1	1	1	4	1	0	0	19
Female	0	0	2	1	1	1	2	2	0	1	2	0	4	0	16
Total	1	3	4	2	1	3	4	3	1	2	6	1	4	0	35

Enrolment By Grade

For 072 - Holy Cross All Grade School, Daniel's Harbour



* Data from the 2010-2011 AGR(Enrolment/Age as of the last day in Sept./Dec.)

** Newfoundland Statistics Classification System

*** May include itinerant teachers

District 2 - Western

#075 - Hampden Academy, Hampden

Classification: Rural
Offers Distance Education: Yes

Grades: K-12 Number of Grades: 13

[School FTE PTR : 6.8](#)
[District FTE PTR : 10.9](#)
[Provincial FTE PTR : 12.0](#)

[FTE Teachers](#) *** : 10.0

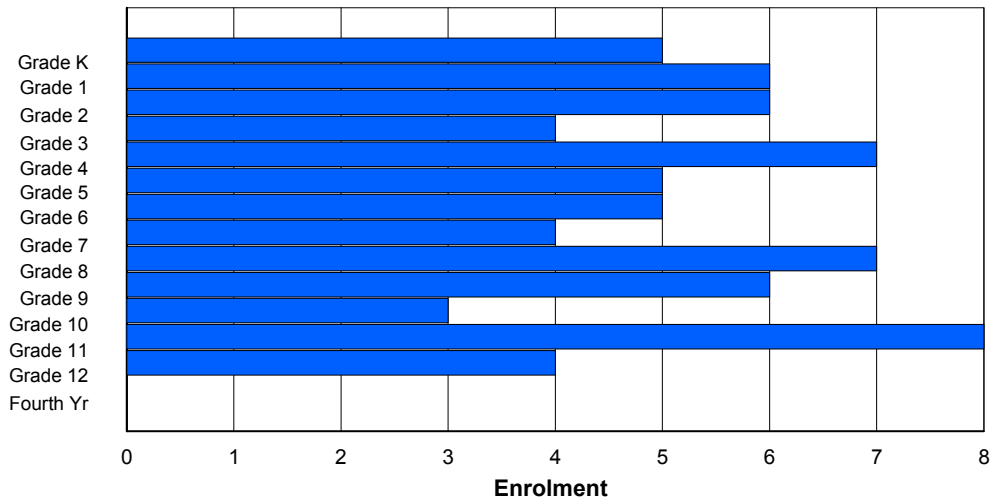
Enrolment By Age and Gender

Gender	Age																	Total
	5	6	7	8	9	10	11	12	13	14	15	16	17	18	19	20>		
Male	1	3	5	2	3	3	2	1	3	5	3	5	3	0	0	0	39	
Female	4	3	1	2	4	2	3	3	4	1	0	3	1	0	0	0	31	
Total	5	6	6	4	7	5	5	4	7	6	3	8	4	0	0	0	70	

Enrolment By Grade and Gender

Gender	Grade															Total
	K	1	2	3	4	5	6	7	8	9	10	11	12	4th		
Male	1	3	5	2	3	3	2	1	3	5	3	5	3	0	39	
Female	4	3	1	2	4	2	3	3	4	1	0	3	1	0	31	
Total	5	6	6	4	7	5	5	4	7	6	3	8	4	0	70	

Enrolment By Grade
For 075 - Hampden Academy, Hampden



* Data from the 2010-2011 AGR(Enrolment/Age as of the last day in Sept./Dec.)

** Newfoundland Statistics Classification System

*** May include itinerant teachers

District 2 - Western

#079 - St. James All Grade, Lark Harbour

Classification: Rural
Offers Distance Education: Yes

Grades: K-12 Number of Grades: 13

[School FTE PTR : 7.3](#)
[District FTE PTR : 10.9](#)
[Provincial FTE PTR : 12.0](#)

[FTE Teachers](#) *** : 16.5

Enrolment By Age and Gender

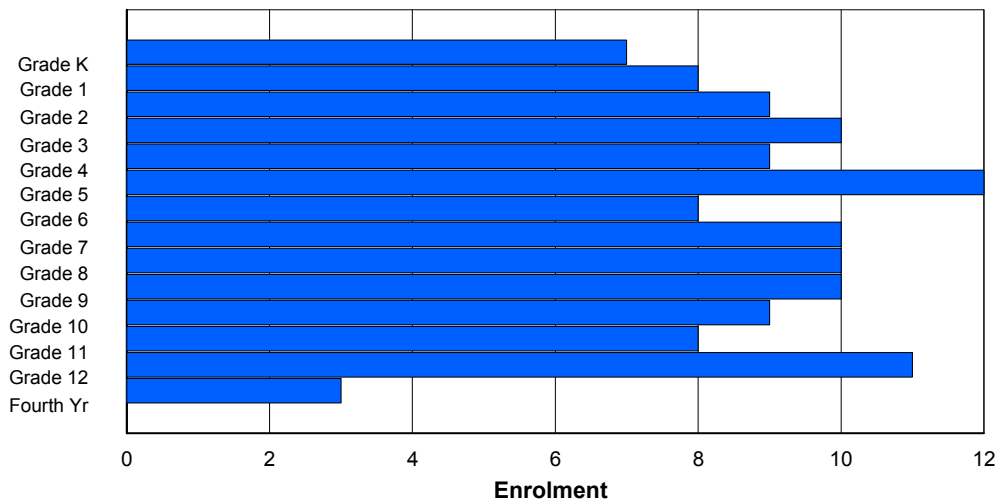
Gender	Age																	Total
	5	6	7	8	9	10	11	12	13	14	15	16	17	18	19	20>		
Male	3	5	5	4	4	9	4	4	5	6	3	4	6	1	0	1	64	
Female	4	3	4	5	6	3	5	5	5	4	5	5	5	0	1	0	60	
Total	7	8	9	9	10	12	9	9	10	10	8	9	11	1	1	1	124	

Enrolment By Grade and Gender

Gender	Grade															Total
	K	1	2	3	4	5	6	7	8	9	10	11	12	4th		
Male	3	5	5	5	3	9	3	5	5	6	4	3	6	2	64	
Female	4	3	4	5	6	3	5	5	5	4	5	5	5	1	60	
Total	7	8	9	10	9	12	8	10	10	10	9	8	11	3	124	

Enrolment By Grade

For 079 - St. James All Grade, Lark Harbour



* Data from the 2010-2011 AGR(Enrolment/Age as of the last day in Sept./Dec.)

** Newfoundland Statistics Classification System

*** May include itinerant teachers

District 2 - Western

#080 - Templeton Academy, Meadows

Classification: Urban
Offers Distance Education: Yes

Grades: K-12 Number of Grades: 13

[School FTE PTR : 13.8](#)
[District FTE PTR : 10.9](#)
[Provincial FTE PTR : 12.0](#)

[FTE Teachers](#) *** : 36.8

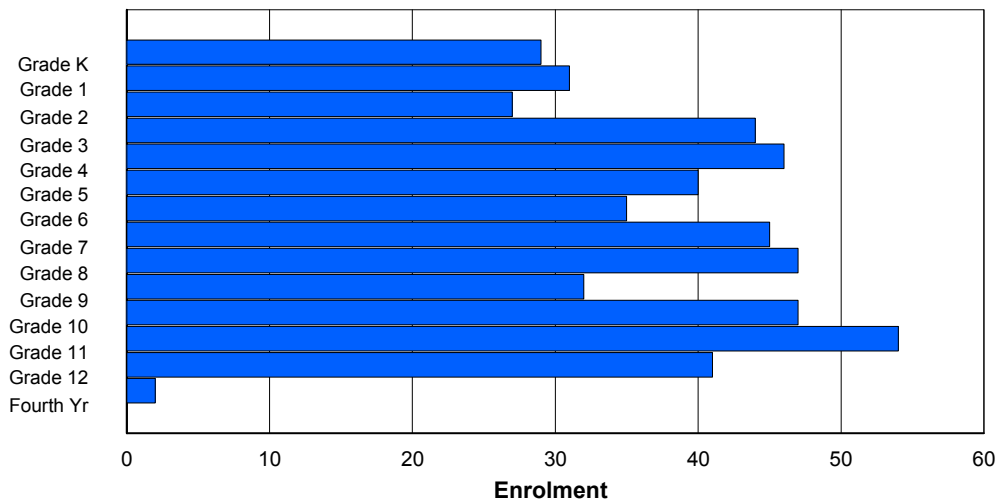
Enrolment By Age and Gender

Gender	Age																Total
	5	6	7	8	9	10	11	12	13	14	15	16	17	18	19	20>	
Male	15	21	10	20	29	17	18	23	29	17	25	29	20	3	0	0	276
Female	14	10	17	23	18	23	16	21	18	15	20	20	27	0	2	0	244
Total	29	31	27	43	47	40	34	44	47	32	45	49	47	3	2	0	520

Enrolment By Grade and Gender

Gender	Grade														Total
	K	1	2	3	4	5	6	7	8	9	10	11	12	4th	
Male	15	21	10	21	28	17	19	23	28	19	27	30	17	1	276
Female	14	10	17	23	18	23	16	22	19	13	20	24	24	1	244
Total	29	31	27	44	46	40	35	45	47	32	47	54	41	2	520

Enrolment By Grade
For 080 - Templeton Academy, Meadows



* Data from the 2010-2011 AGR(Enrolment/Age as of the last day in Sept./Dec.)

** Newfoundland Statistics Classification System

*** May include itinerant teachers

District 2 - Western

#082 - Pasadena Elementary School, Pasadena

Classification: Rural
Offers Distance Education: No

Grades: K-6 Number of Grades: 7

[School FTE PTR : 11.8](#)
[District FTE PTR : 10.9](#)
[Provincial FTE PTR : 12.0](#)

[FTE Teachers](#) *** : 19.0

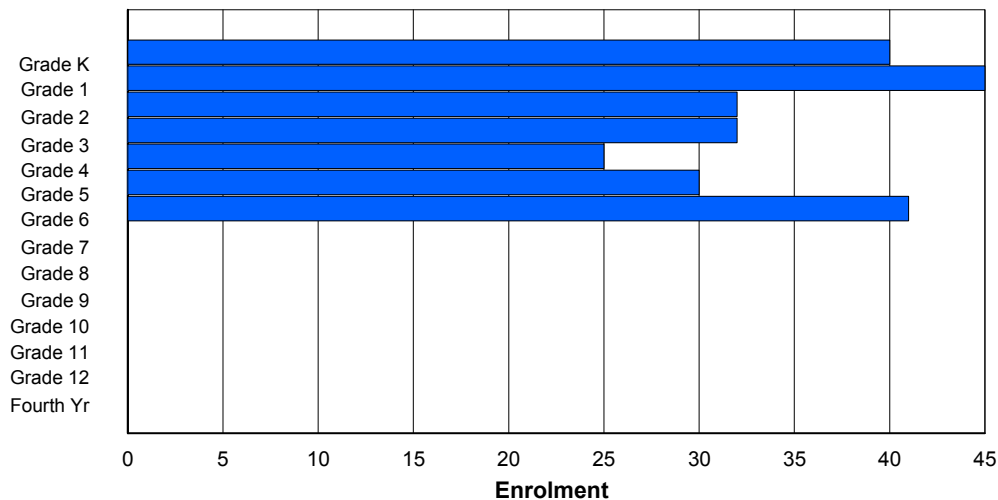
Enrolment By Age and Gender

Gender	Age																Total
	5	6	7	8	9	10	11	12	13	14	15	16	17	18	19	20>	
Male	20	24	12	17	12	18	26	0	0	0	0	0	0	0	0	0	129
Female	20	21	20	14	13	12	16	0	0	0	0	0	0	0	0	0	116
Total	40	45	32	31	25	30	42	0	0	0	0	0	0	0	0	245	

Enrolment By Grade and Gender

Gender	Grade														Total
	K	1	2	3	4	5	6	7	8	9	10	11	12	4th	
Male	20	24	12	18	12	18	25	0	0	0	0	0	0	0	129
Female	20	21	20	14	13	12	16	0	0	0	0	0	0	0	116
Total	40	45	32	32	25	30	41	0	0	0	0	0	0	0	245

Enrolment By Grade
For 082 - Pasadena Elementary School, Pasadena



* Data from the 2010-2011 AGR(Enrolment/Age as of the last day in Sept./Dec.)

** Newfoundland Statistics Classification System

*** May include itinerant teachers

District 2 - Western

#083 - Pasadena Academy, Pasadena

Classification: Rural
Offers Distance Education: Yes

Grades: 7-12 Number of Grades: 6

[School FTE PTR : 12.6](#)
[District FTE PTR : 10.9](#)
[Provincial FTE PTR : 12.0](#)

[FTE Teachers](#) *** : 18.0

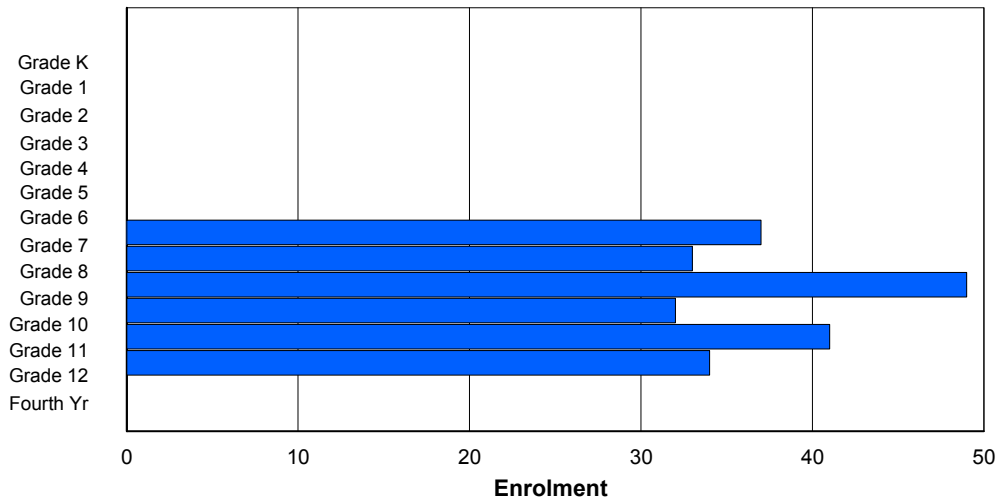
Enrolment By Age and Gender

Gender	Age																Total
	5	6	7	8	9	10	11	12	13	14	15	16	17	18	19	20>	
Male	0	0	0	0	0	0	0	16	17	26	9	19	25	1	0	0	113
Female	0	0	0	0	0	0	0	20	17	20	24	20	12	0	0	0	113
Total	0	0	0	0	0	0	0	36	34	46	33	39	37	1	0	0	226

Enrolment By Grade and Gender

Gender	Grade														Total
	K	1	2	3	4	5	6	7	8	9	10	11	12	4th	
Male	0	0	0	0	0	0	0	16	16	28	9	21	23	0	113
Female	0	0	0	0	0	0	0	21	17	21	23	20	11	0	113
Total	0	0	0	0	0	0	0	37	33	49	32	41	34	0	226

Enrolment By Grade
For 083 - Pasadena Academy, Pasadena



* Data from the 2010-2011 AGR(Enrolment/Age as of the last day in Sept./Dec.)

** Newfoundland Statistics Classification System

*** May include itinerant teachers

District 2 - Western

#086 - Gros Morne Academy, Rocky Harbour

Classification: Rural
Offers Distance Education: Yes

Grades: K-12 Number of Grades: 13

[School FTE PTR : 11.3](#)
[District FTE PTR : 10.9](#)
[Provincial FTE PTR : 12.0](#)

[FTE Teachers](#) *** : 20.8

Enrolment By Age and Gender

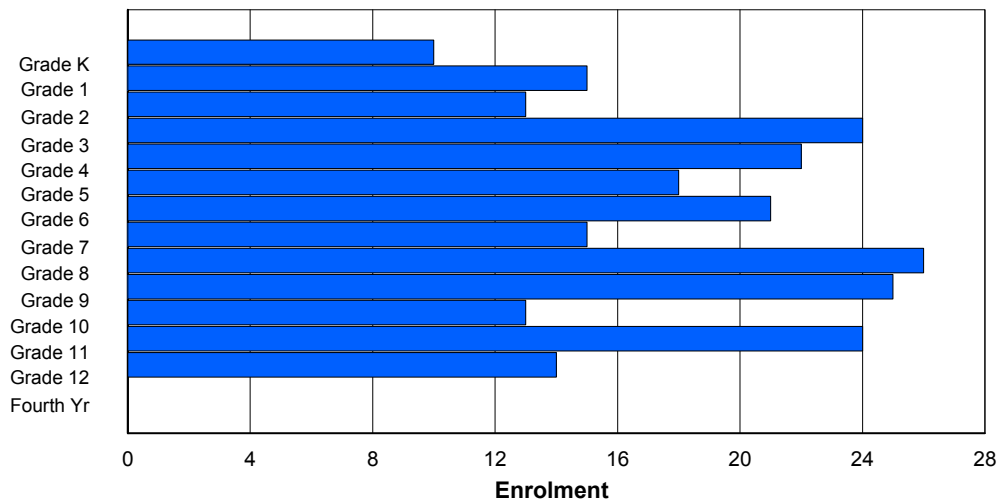
Gender	Age																Total
	5	6	7	8	9	10	11	12	13	14	15	16	17	18	19	20>	
Male	9	9	5	12	9	6	7	5	15	15	4	10	8	0	0	0	114
Female	1	6	8	12	12	13	14	9	12	10	8	12	9	0	0	0	126
Total	10	15	13	24	21	19	21	14	27	25	12	22	17	0	0	0	240

Enrolment By Grade and Gender

Gender	Grade														Total
	K	1	2	3	4	5	6	7	8	9	10	11	12	4th	
Male	9	9	5	12	10	5	7	6	14	15	4	13	5	0	114
Female	1	6	8	12	12	13	14	9	12	10	9	11	9	0	126
Total	10	15	13	24	22	18	21	15	26	25	13	24	14	0	240

Enrolment By Grade

For 086 - Gros Morne Academy, Rocky Harbour



* Data from the 2010-2011 AGR(Enrolment/Age as of the last day in Sept./Dec.)

** Newfoundland Statistics Classification System

*** May include itinerant teachers

District 2 - Western

#088 - Main River Academy, Pollard's Point

Classification: Rural
Offers Distance Education: Yes

Grades: K,2-12 Number of Grades: 12

[School FTE PTR : 7.1](#)
[District FTE PTR : 10.9](#)
[Provincial FTE PTR : 12.0](#)

[FTE Teachers](#) *** : 13.0

Enrolment By Age and Gender

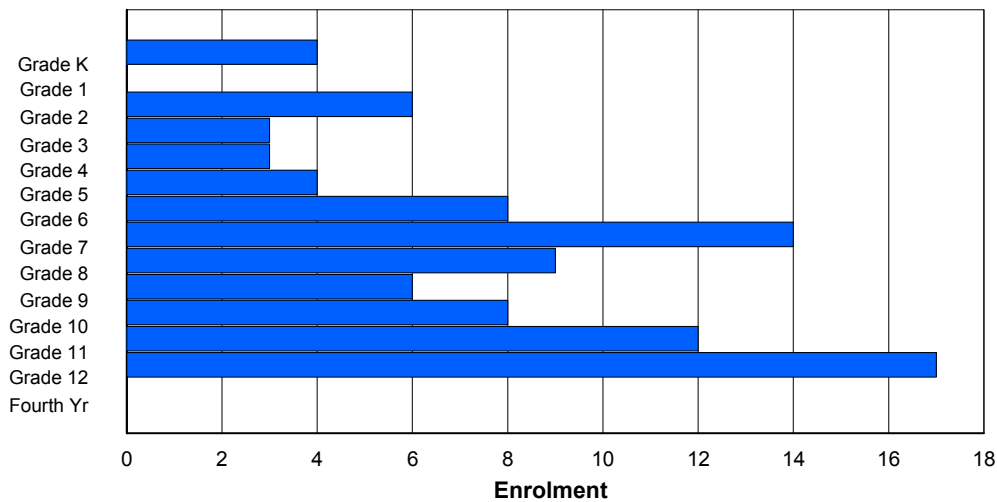
Gender	Age																Total
	5	6	7	8	9	10	11	12	13	14	15	16	17	18	19	20>	
Male	3	0	2	1	1	3	7	2	5	2	1	5	7	0	0	0	39
Female	1	0	3	3	2	1	1	11	5	4	7	7	10	0	0	0	55
Total	4	0	5	4	3	4	8	13	10	6	8	12	17	0	0	0	94

Enrolment By Grade and Gender

Gender	Grade														Total
	K	1	2	3	4	5	6	7	8	9	10	11	12	4th	
Male	3	0	2	1	1	3	7	3	4	2	1	5	7	0	39
Female	1	0	4	2	2	1	1	11	5	4	7	7	10	0	55
Total	4	0	6	3	3	4	8	14	9	6	8	12	17	0	94

Enrolment By Grade

For 088 - Main River Academy, Pollard's Point



* Data from the 2010-2011 AGR(Enrolment/Age as of the last day in Sept./Dec.)

** Newfoundland Statistics Classification System

*** May include itinerant teachers

District 2 - Western

#089 - Jakeman All Grade, Trout River

Classification: Rural
Offers Distance Education: Yes

Grades: K-12 Number of Grades: 13

[School FTE PTR : 6.9](#)
[District FTE PTR : 10.9](#)
[Provincial FTE PTR : 12.0](#)

[FTE Teachers](#) *** : 11.5

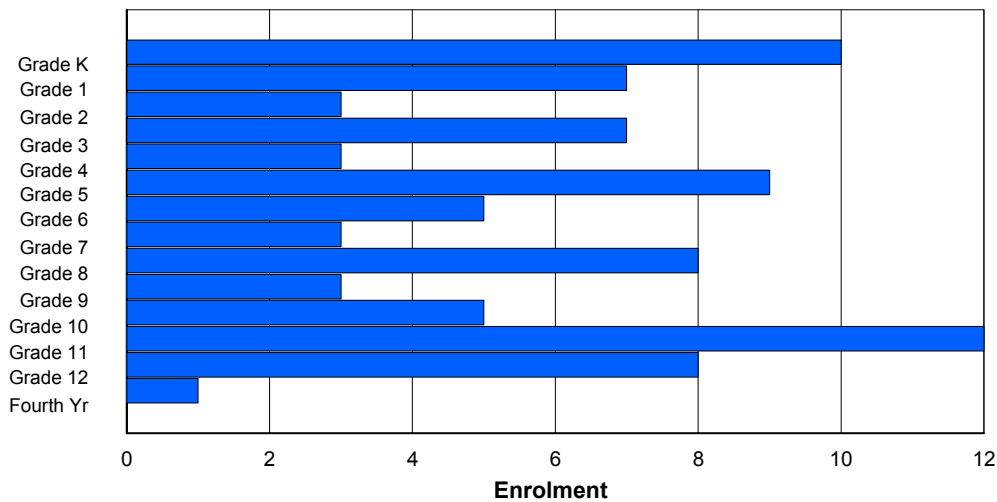
Enrolment By Age and Gender

Gender	Age																Total
	5	6	7	8	9	10	11	12	13	14	15	16	17	18	19	20>	
Male	6	3	1	4	1	4	2	1	4	1	2	4	4	3	0	0	40
Female	4	4	2	3	2	5	3	2	4	2	3	4	6	0	0	0	44
Total	10	7	3	7	3	9	5	3	8	3	5	8	10	3	0	0	84

Enrolment By Grade and Gender

Gender	Grade															Total
	K	1	2	3	4	5	6	7	8	9	10	11	12	4th		
Male	6	3	1	4	1	4	2	1	4	1	2	6	4	1	40	
Female	4	4	2	3	2	5	3	2	4	2	3	6	4	0	44	
Total	10	7	3	7	3	9	5	3	8	3	5	12	8	1	84	

Enrolment By Grade
For 089 - Jakeman All Grade, Trout River



* Data from the 2010-2011 AGR(Enrolment/Age as of the last day in Sept./Dec.)

** Newfoundland Statistics Classification System

*** May include itinerant teachers

District 2 - Western

#091 - Burgeo Academy, Burgeo

Classification: Rural
Offers Distance Education: Yes

Grades: K-12 Number of Grades: 13

[School FTE PTR : 8.2](#)
[District FTE PTR : 10.9](#)
[Provincial FTE PTR : 12.0](#)

[FTE Teachers](#) *** : 16.5

Enrolment By Age and Gender

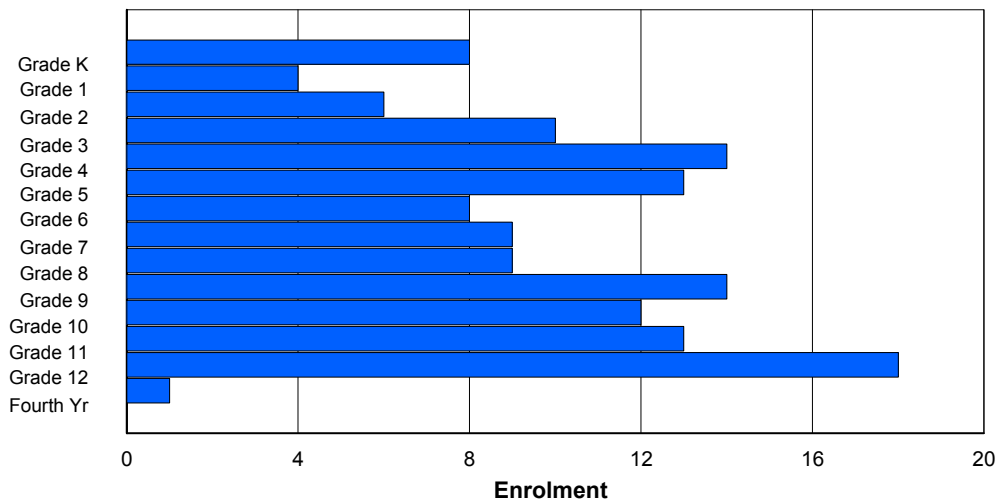
Gender	Age																Total
	5	6	7	8	9	10	11	12	13	14	15	16	17	18	19	20>	
Male	6	3	2	3	6	3	4	8	3	8	9	8	9	0	0	0	72
Female	2	1	4	7	9	9	3	2	6	6	1	7	9	1	0	0	67
Total	8	4	6	10	15	12	7	10	9	14	10	15	18	1	0	0	139

Enrolment By Grade and Gender

Gender	Grade														Total
	K	1	2	3	4	5	6	7	8	9	10	11	12	4th	
Male	6	3	2	3	5	4	5	7	3	8	11	6	9	0	72
Female	2	1	4	7	9	9	3	2	6	6	1	7	9	1	67
Total	8	4	6	10	14	13	8	9	9	14	12	13	18	1	139

Enrolment By Grade

For 091 - Burgeo Academy, Burgeo



* Data from the 2010-2011 AGR(Enrolment/Age as of the last day in Sept./Dec.)

** Newfoundland Statistics Classification System

*** May include itinerant teachers

District 2 - Western

#092 - Grandy's River Collegiate, Burnt Islands

Classification: Rural
Offers Distance Education: Yes

Grades: K-12 Number of Grades: 13

[School FTE PTR : 7.4](#)
[District FTE PTR : 10.9](#)
[Provincial FTE PTR : 12.0](#)

[FTE Teachers](#) *** : 17.5

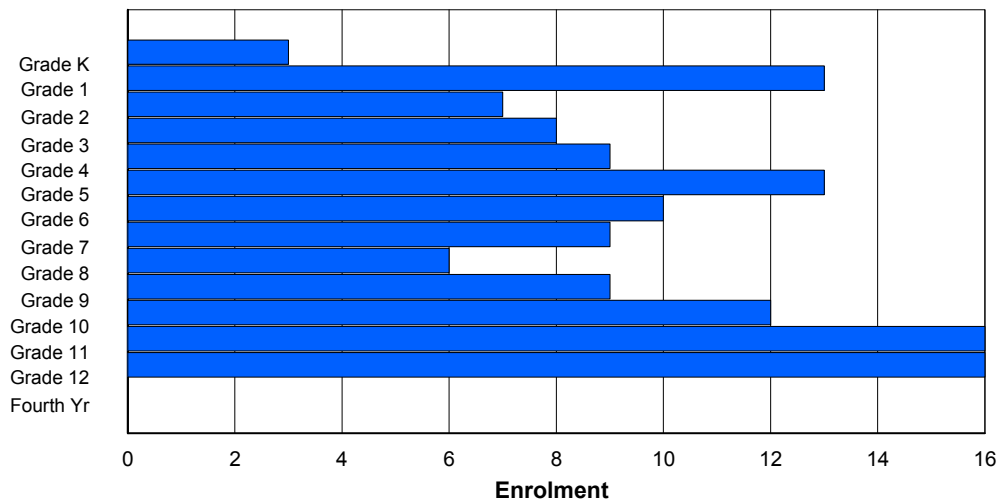
Enrolment By Age and Gender

Gender	Age																	Total
	5	6	7	8	9	10	11	12	13	14	15	16	17	18	19	20>		
Male	1	5	3	5	6	7	5	3	4	7	7	9	11	1	0	0	74	
Female	2	8	4	3	3	6	5	6	1	3	4	8	4	0	0	0	57	
Total	3	13	7	8	9	13	10	9	5	10	11	17	15	1	0	0	131	

Enrolment By Grade and Gender

Gender	Grade															Total
	K	1	2	3	4	5	6	7	8	9	10	11	12	4th		
Male	1	5	3	5	6	7	5	3	5	6	7	9	12	0	74	
Female	2	8	4	3	3	6	5	6	1	3	5	7	4	0	57	
Total	3	13	7	8	9	13	10	9	6	9	12	16	16	0	131	

Enrolment By Grade
For 092 - Grandy's River Collegiate, Burnt Islands



* Data from the 2010-2011 AGR(Enrolment/Age as of the last day in Sept./Dec.)

** Newfoundland Statistics Classification System

*** May include itinerant teachers

District 2 - Western

#096 - Our Lady of the Cape School, Cape St. George

Classification: Rural
Offers Distance Education: No

Grades: K-8 Number of Grades: 9

[School FTE PTR : 8.1](#)
[District FTE PTR : 10.9](#)
[Provincial FTE PTR : 12.0](#)

[FTE Teachers](#) *** : 8.0

Enrolment By Age and Gender

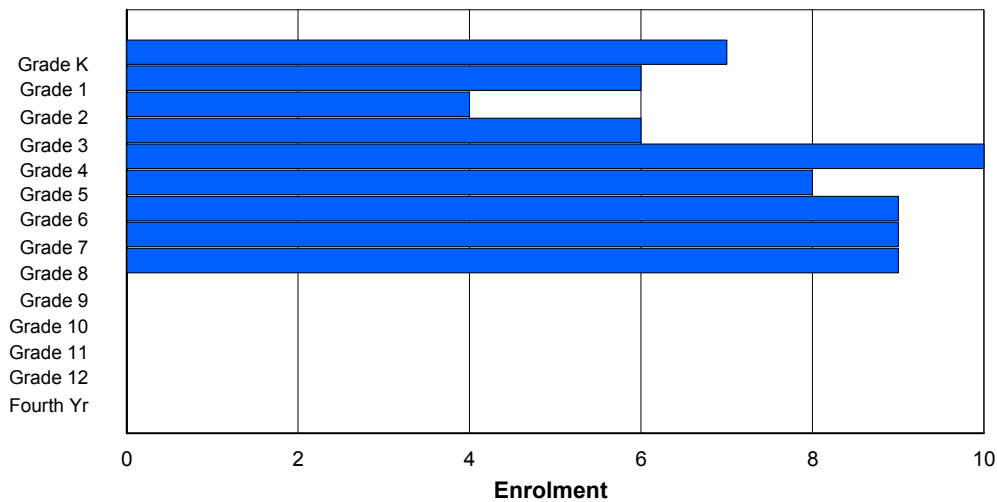
Gender	Age																Total
	5	6	7	8	9	10	11	12	13	14	15	16	17	18	19	20>	
Male	4	2	1	1	5	3	4	2	5	2	0	0	0	0	0	0	29
Female	3	4	3	4	6	5	4	7	3	0	0	0	0	0	0	0	39
Total	7	6	4	5	11	8	8	9	8	2	0	0	0	0	0	0	68

Enrolment By Grade and Gender

Gender	Grade														Total
	K	1	2	3	4	5	6	7	8	9	10	11	12	4th	
Male	4	2	1	2	4	3	4	3	6	0	0	0	0	0	29
Female	3	4	3	4	6	5	5	6	3	0	0	0	0	0	39
Total	7	6	4	6	10	8	9	9	9	0	0	0	0	0	68

Enrolment By Grade

For 096 - Our Lady of the Cape School, Cape St. George



* Data from the 2010-2011 AGR(Enrolment/Age as of the last day in Sept./Dec.)

** Newfoundland Statistics Classification System

*** May include itinerant teachers

District 2 - Western

#097 - St. James' Elementary, Channel-Port Aux Basques

Classification: Rural
Offers Distance Education: No

Grades: K-6 Number of Grades: 7

[School FTE PTR : 12.4](#)
[District FTE PTR : 10.9](#)
[Provincial FTE PTR : 12.0](#)

[FTE Teachers](#) *** : 25.0

Enrolment By Age and Gender

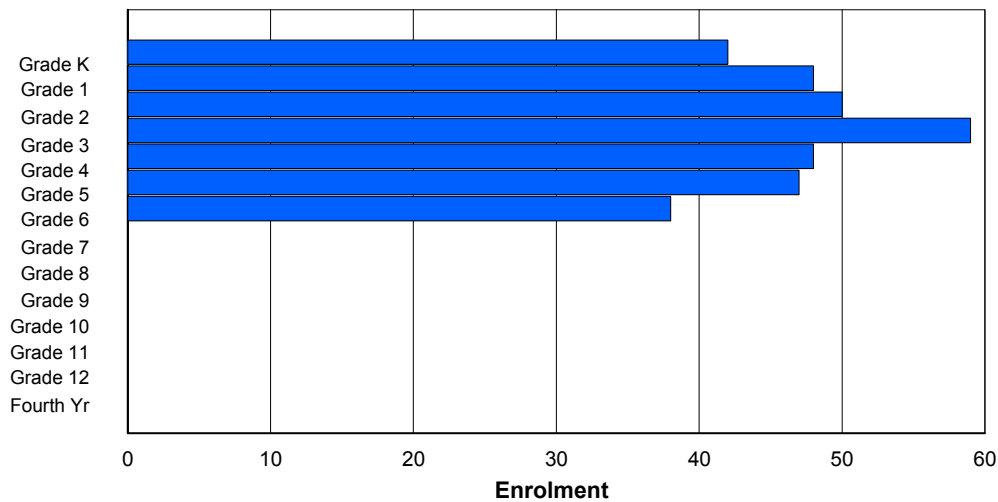
Gender	Age																Total
	5	6	7	8	9	10	11	12	13	14	15	16	17	18	19	20>	
Male	17	25	27	30	25	19	17	0	0	0	0	0	0	0	0	0	160
Female	24	24	22	30	23	25	24	0	0	0	0	0	0	0	0	0	172
Total	41	49	49	60	48	44	41	0	0	0	0	0	0	0	0	0	332

Enrolment By Grade and Gender

Gender	Grade														Total
	K	1	2	3	4	5	6	7	8	9	10	11	12	4th	
Male	18	24	27	30	25	21	15	0	0	0	0	0	0	0	160
Female	24	24	23	29	23	26	23	0	0	0	0	0	0	0	172
Total	42	48	50	59	48	47	38	0	0	0	0	0	0	0	332

Enrolment By Grade

For 097 - St. James' Elementary, Channel-Port Aux Basques



* Data from the 2010-2011 AGR(Enrolment/Age as of the last day in Sept./Dec.)

** Newfoundland Statistics Classification System

*** May include itinerant teachers

District 2 - Western

#099 - St. James' Regional High School, Channel-Port Aux Basques

Classification: Rural
Offers Distance Education: No

Grades: 7-12 Number of Grades: 6

[School FTE PTR : 14.7](#)
[District FTE PTR : 10.9](#)
[Provincial FTE PTR : 12.0](#)

[FTE Teachers](#) *** : 23.0

Enrolment By Age and Gender

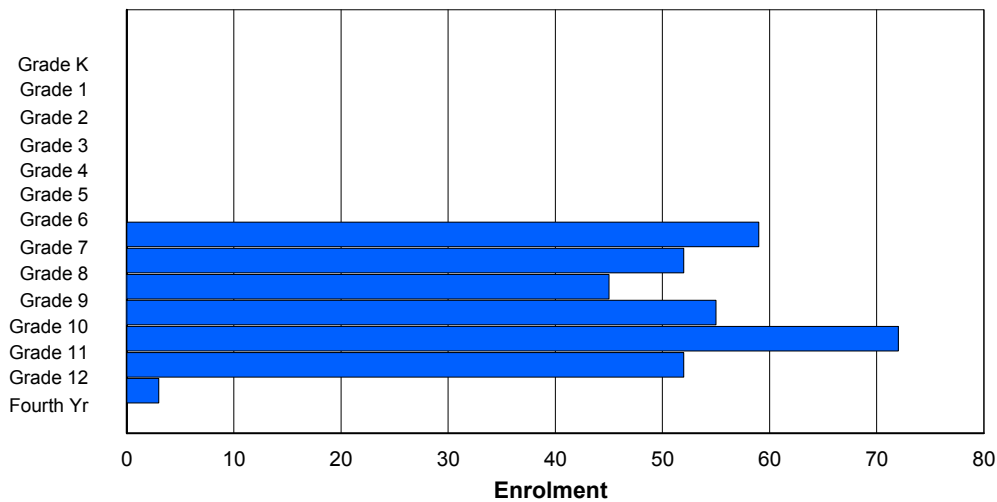
Gender	Age																Total
	5	6	7	8	9	10	11	12	13	14	15	16	17	18	19	20>	
Male	0	0	0	0	0	0	0	31	23	28	26	34	30	3	0	0	175
Female	0	0	0	0	0	0	0	25	27	17	28	36	22	7	1	0	163
Total	0	0	0	0	0	0	0	56	50	45	54	70	52	10	1	0	338

Enrolment By Grade and Gender

Gender	Grade														Total
	K	1	2	3	4	5	6	7	8	9	10	11	12	4th	
Male	0	0	0	0	0	0	0	31	28	27	26	33	30	0	175
Female	0	0	0	0	0	0	0	28	24	18	29	39	22	3	163
Total	0	0	0	0	0	0	0	59	52	45	55	72	52	3	338

Enrolment By Grade

For 099 - St. James' Regional High School, Channel-Port Aux Basques



* Data from the 2010-2011 AGR(Enrolment/Age as of the last day in Sept./Dec.)

** Newfoundland Statistics Classification System

*** May include itinerant teachers

District 2 - Western

#102 - All Saints All-Grade, Grey River

Classification: Rural
Offers Distance Education: Yes

Grades: K-1,3,6-8,11-12 Number of Grades: 8

[School FTE PTR : 7.3](#)
[District FTE PTR : 10.9](#)
[Provincial FTE PTR : 12.0](#)

[FTE Teachers](#) *** : 2.0

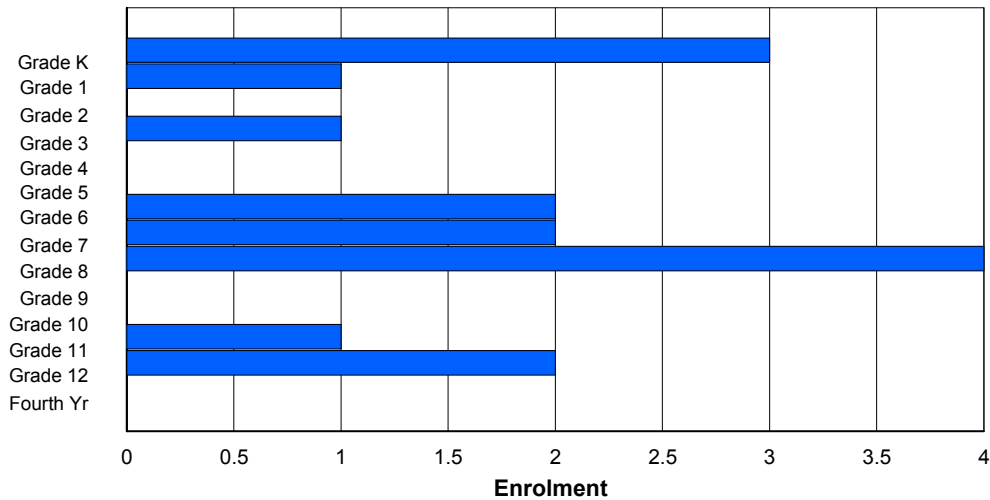
Enrolment By Age and Gender

Gender	Age																	Total
	5	6	7	8	9	10	11	12	13	14	15	16	17	18	19	20>		
Male	2	0	0	1	0	0	2	1	2	0	0	1	1	0	0	0	10	
Female	1	1	0	0	0	0	0	1	2	0	0	0	1	0	0	0	6	
Total	3	1	0	1	0	0	2	2	4	0	0	1	2	0	0	0	16	

Enrolment By Grade and Gender

Gender	Grade															Total
	K	1	2	3	4	5	6	7	8	9	10	11	12	4th		
Male	2	0	0	1	0	0	2	1	2	0	0	1	1	0	10	
Female	1	1	0	0	0	0	0	1	2	0	0	0	1	0	6	
Total	3	1	0	1	0	0	2	2	4	0	0	1	2	0	16	

Enrolment By Grade
For 102 - All Saints All-Grade, Grey River



* Data from the 2010-2011 AGR(Enrolment/Age as of the last day in Sept./Dec.)

** Newfoundland Statistics Classification System

*** May include itinerant teachers

District 2 - Western

#103 - LeGallais Memorial, Isle aux Morts

Classification: Rural
Offers Distance Education: No

Grades: K-9 Number of Grades: 10

[School FTE PTR : 9.4](#)
[District FTE PTR : 10.9](#)
[Provincial FTE PTR : 12.0](#)

[FTE Teachers](#) *** : 7.0

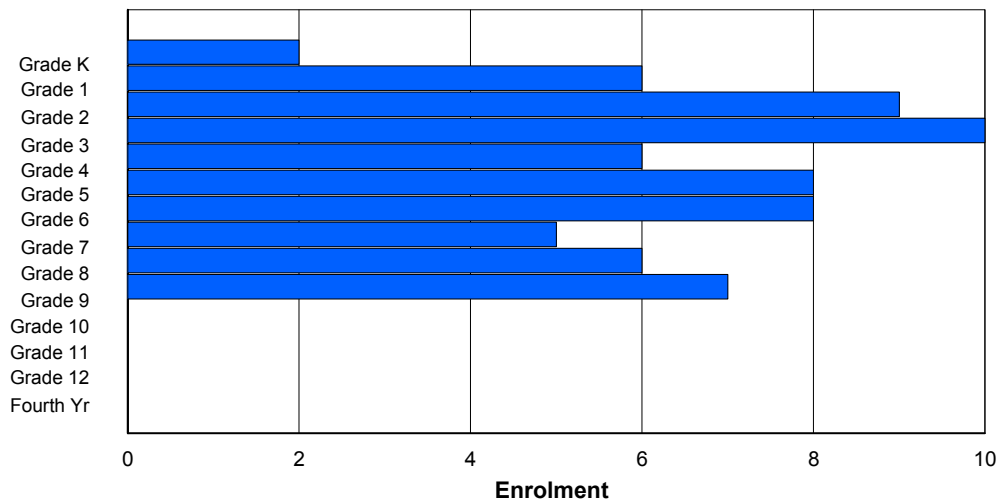
Enrolment By Age and Gender

Gender	Age																Total
	5	6	7	8	9	10	11	12	13	14	15	16	17	18	19	20>	
Male	2	3	6	3	5	4	3	1	5	3	0	0	0	0	0	0	35
Female	0	3	3	6	2	4	5	3	2	4	0	0	0	0	0	0	32
Total	2	6	9	9	7	8	8	4	7	7	0	0	0	0	0	0	67

Enrolment By Grade and Gender

Gender	Grade														Total
	K	1	2	3	4	5	6	7	8	9	10	11	12	4th	
Male	2	3	6	4	4	4	3	1	5	3	0	0	0	0	35
Female	0	3	3	6	2	4	5	4	1	4	0	0	0	0	32
Total	2	6	9	10	6	8	8	5	6	7	0	0	0	0	67

Enrolment By Grade
For 103 - LeGallais Memorial, Isle aux Morts



* Data from the 2010-2011 AGR(Enrolment/Age as of the last day in Sept./Dec.)

** Newfoundland Statistics Classification System

*** May include itinerant teachers

District 2 - Western

#104 - Douglas Academy, La Poile

Classification: Rural
Offers Distance Education: No

Grades: K,6,8 Number of Grades: 3

[School FTE PTR : 6.5](#)
[District FTE PTR : 10.9](#)
[Provincial FTE PTR : 12.0](#)

[FTE Teachers](#) *** : 1.0

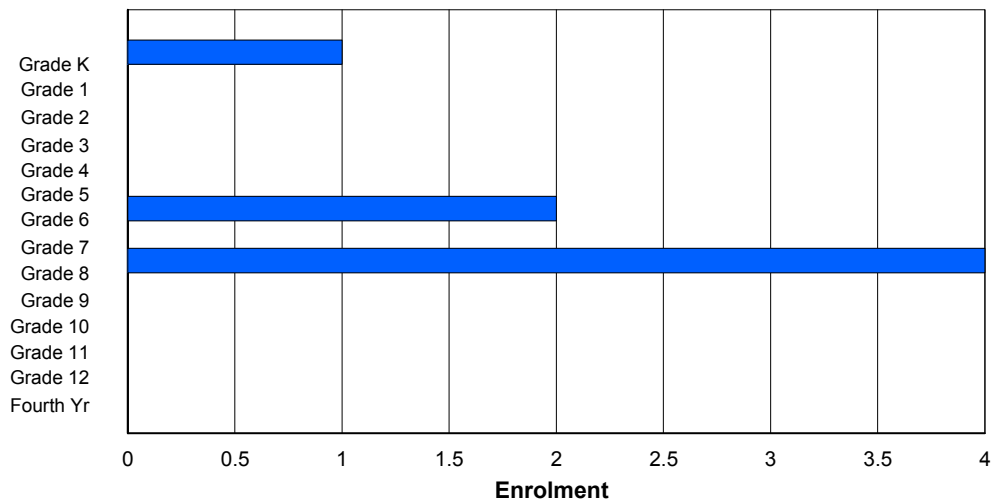
Enrolment By Age and Gender

Gender	Age																Total
	5	6	7	8	9	10	11	12	13	14	15	16	17	18	19	20>	
Male	1	0	0	0	0	0	2	0	1	0	0	0	0	0	0	0	4
Female	0	0	0	0	0	0	0	0	3	0	0	0	0	0	0	0	3
Total	1	0	0	0	0	0	2	0	4	0	0	0	0	0	0	0	7

Enrolment By Grade and Gender

Gender	Grade														Total
	K	1	2	3	4	5	6	7	8	9	10	11	12	4th	
Male	1	0	0	0	0	0	2	0	1	0	0	0	0	0	4
Female	0	0	0	0	0	0	0	0	3	0	0	0	0	0	3
Total	1	0	0	0	0	0	2	0	4	0	0	0	0	0	7

Enrolment By Grade
For 104 - Douglas Academy, La Poile



* Data from the 2010-2011 AGR(Enrolment/Age as of the last day in Sept./Dec.)

** Newfoundland Statistics Classification System

*** May include itinerant teachers

District 2 - Western

#106 - Lourdes Elementary, Lourdes

Classification: Rural
Offers Distance Education: No

Grades: K-8 Number of Grades: 9

[School FTE PTR : 11.6](#)
[District FTE PTR : 10.9](#)
[Provincial FTE PTR : 12.0](#)

[FTE Teachers](#) *** : 15.0

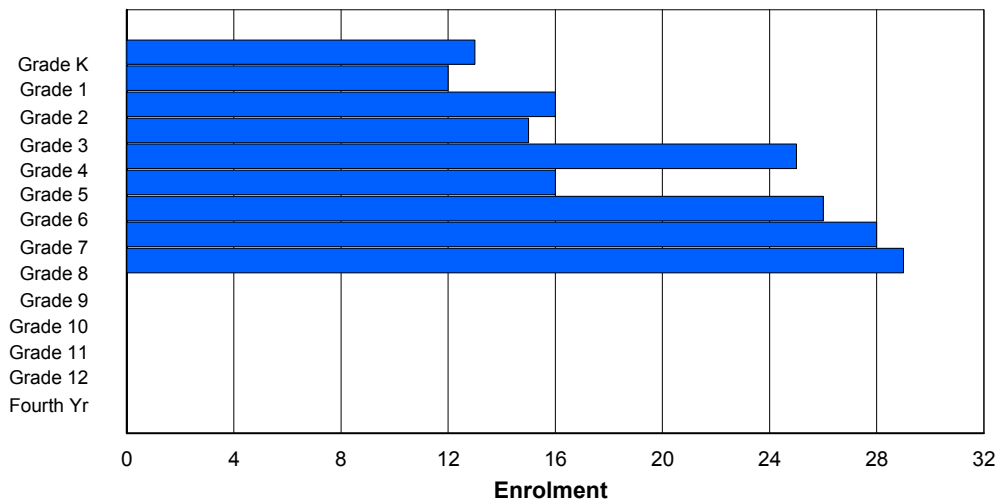
Enrolment By Age and Gender

Gender	Age																Total
	5	6	7	8	9	10	11	12	13	14	15	16	17	18	19	20>	
Male	9	7	5	7	18	10	10	17	14	2	0	0	0	0	0	0	99
Female	4	5	11	7	8	6	16	11	13	0	0	0	0	0	0	0	81
Total	13	12	16	14	26	16	26	28	27	2	0	0	0	0	0	0	180

Enrolment By Grade and Gender

Gender	Grade														Total
	K	1	2	3	4	5	6	7	8	9	10	11	12	4th	
Male	9	7	5	8	17	10	10	17	16	0	0	0	0	0	99
Female	4	5	11	7	8	6	16	11	13	0	0	0	0	0	81
Total	13	12	16	15	25	16	26	28	29	0	0	0	0	0	180

Enrolment By Grade
For 106 - Lourdes Elementary, Lourdes



* Data from the 2010-2011 AGR(Enrolment/Age as of the last day in Sept./Dec.)

** Newfoundland Statistics Classification System

*** May include itinerant teachers

District 2 - Western

#110 - Piccadilly Central High, Piccadilly

Classification: Rural
Offers Distance Education: Yes

Grades: 9-12 Number of Grades: 4

[School FTE PTR : 11.9](#)
[District FTE PTR : 10.9](#)
[Provincial FTE PTR : 12.0](#)

[FTE Teachers](#) *** : 15.0

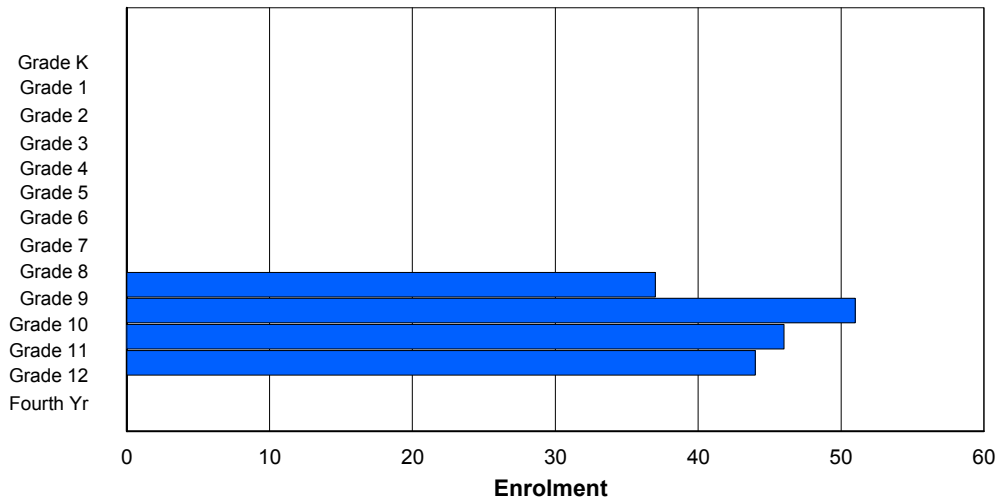
Enrolment By Age and Gender

Gender	Age																	Total
	5	6	7	8	9	10	11	12	13	14	15	16	17	18	19	20>		
Male	0	0	0	0	0	0	0	0	0	16	25	21	21	2	1	0	86	
Female	0	0	0	0	0	0	0	0	0	17	24	28	20	3	0	0	92	
Total	0	0	0	0	0	0	0	0	0	33	49	49	41	5	1	0	178	

Enrolment By Grade and Gender

Gender	Grade															Total
	K	1	2	3	4	5	6	7	8	9	10	11	12	4th		
Male	0	0	0	0	0	0	0	0	0	18	26	21	21	0	86	
Female	0	0	0	0	0	0	0	0	0	19	25	25	23	0	92	
Total	0	0	0	0	0	0	0	0	0	37	51	46	44	0	178	

Enrolment By Grade
For 110 - Piccadilly Central High, Piccadilly



* Data from the 2010-2011 AGR(Enrolment/Age as of the last day in Sept./Dec.)

** Newfoundland Statistics Classification System

*** May include itinerant teachers

District 2 - Western

#111 - St. Thomas Aquinas, Port au Port East

Classification: Rural
Offers Distance Education: No

Grades: K-8 Number of Grades: 9

[School FTE PTR : 10.2](#)
[District FTE PTR : 10.9](#)
[Provincial FTE PTR : 12.0](#)

[FTE Teachers](#) *** : 11.8

Enrolment By Age and Gender

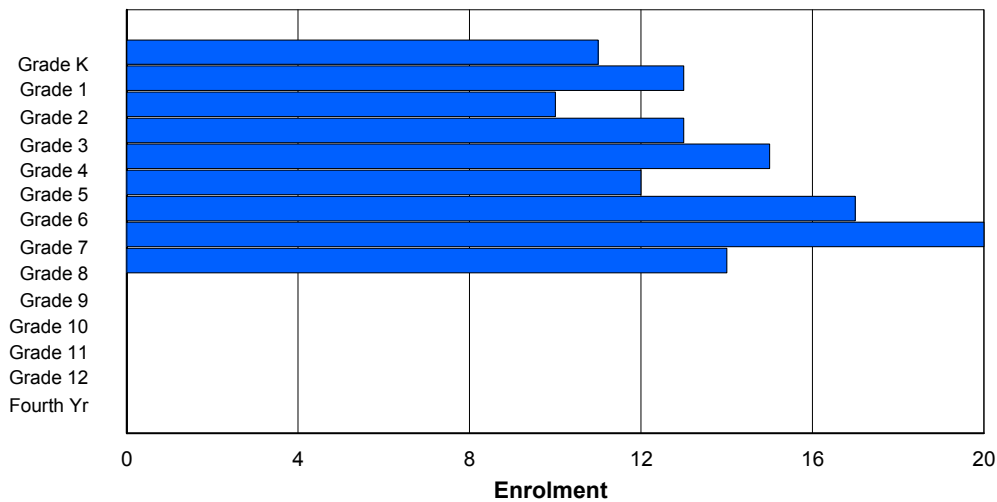
Gender	Age																Total
	5	6	7	8	9	10	11	12	13	14	15	16	17	18	19	20>	
Male	4	6	6	5	6	8	5	5	9	1	0	0	0	0	0	0	55
Female	7	7	4	8	9	4	12	13	6	0	0	0	0	0	0	0	70
Total	11	13	10	13	15	12	17	18	15	1	0	0	0	0	0	0	125

Enrolment By Grade and Gender

Gender	Grade														Total
	K	1	2	3	4	5	6	7	8	9	10	11	12	4th	
Male	4	6	6	5	6	8	5	7	8	0	0	0	0	0	55
Female	7	7	4	8	9	4	12	13	6	0	0	0	0	0	70
Total	11	13	10	13	15	12	17	20	14	0	0	0	0	0	125

Enrolment By Grade

For 111 - St. Thomas Aquinas, Port au Port East



* Data from the 2010-2011 AGR(Enrolment/Age as of the last day in Sept./Dec.)

** Newfoundland Statistics Classification System

*** May include itinerant teachers

District 2 - Western

#113 - St. Boniface All Grade, Ramea

Classification: Rural
Offers Distance Education: Yes

Grades: K-11 Number of Grades: 12

[School FTE PTR : 7.1](#)
[District FTE PTR : 10.9](#)
[Provincial FTE PTR : 12.0](#)

[FTE Teachers](#) *** : 7.0

Enrolment By Age and Gender

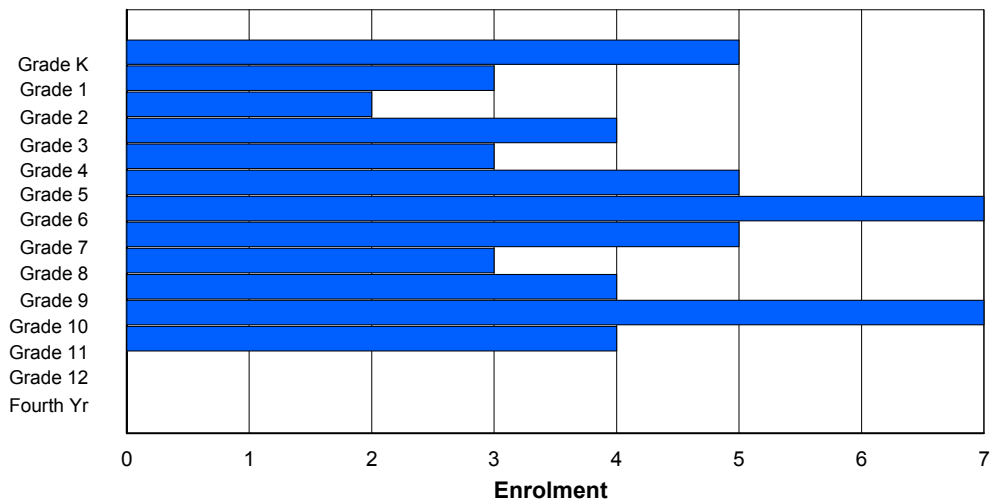
Gender	Age																	Total
	5	6	7	8	9	10	11	12	13	14	15	16	17	18	19	20>		
Male	3	3	0	2	1	2	2	2	2	2	1	1	0	0	0	0	21	
Female	2	0	2	2	2	3	5	3	1	2	6	3	0	0	0	0	31	
Total	5	3	2	4	3	5	7	5	3	4	7	4	0	0	0	0	52	

Enrolment By Grade and Gender

Gender	Grade															Total
	K	1	2	3	4	5	6	7	8	9	10	11	12	4th		
Male	3	3	0	2	1	2	2	2	2	2	1	1	0	0	21	
Female	2	0	2	2	2	3	5	3	1	2	6	3	0	0	31	
Total	5	3	2	4	3	5	7	5	3	4	7	4	0	0	52	

Enrolment By Grade

For 113 - St. Boniface All Grade, Ramea



* Data from the 2010-2011 AGR(Enrolment/Age as of the last day in Sept./Dec.)

** Newfoundland Statistics Classification System

*** May include itinerant teachers

District 2 - Western

#115 - Our Lady of Mercy Elementary, St. George's

Grades: K-8

Number of Grades: 9

[FTE Teachers](#) *** : 14.8

Classification: Rural
Offers Distance Education: No

[School FTE PTR : 8.6](#)

[District FTE PTR : 10.9](#)

[Provincial FTE PTR : 12.0](#)

Enrolment By Age and Gender

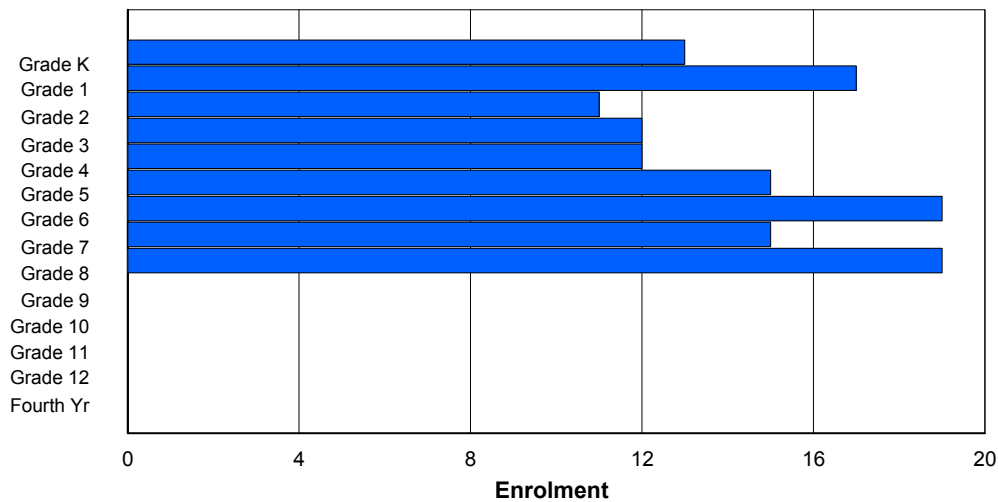
Gender	Age																Total
	5	6	7	8	9	10	11	12	13	14	15	16	17	18	19	20>	
Male	7	12	4	4	7	8	8	8	12	0	0	0	0	0	0	0	70
Female	6	5	7	8	5	7	11	7	7	0	0	0	0	0	0	0	63
Total	13	17	11	12	12	15	19	15	19	0	0	0	0	0	0	0	133

Enrolment By Grade and Gender

Gender	Grade														Total
	K	1	2	3	4	5	6	7	8	9	10	11	12	4th	
Male	7	12	4	4	7	8	8	8	12	0	0	0	0	0	70
Female	6	5	7	8	5	7	11	7	7	0	0	0	0	0	63
Total	13	17	11	12	12	15	19	15	19	0	0	0	0	0	133

Enrolment By Grade

For 115 - Our Lady of Mercy Elementary, St. George's



* Data from the 2010-2011 AGR(Enrolment/Age as of the last day in Sept./Dec.)

** Newfoundland Statistics Classification System

*** May include itinerant teachers

District 2 - Western

#116 - Appalachia High School, St. George's

Classification: Rural
Offers Distance Education: No

Grades: 9-12 Number of Grades: 4

[School FTE PTR : 14.3](#)
[District FTE PTR : 10.9](#)
[Provincial FTE PTR : 12.0](#)

[FTE Teachers](#) *** : 15.0

Enrolment By Age and Gender

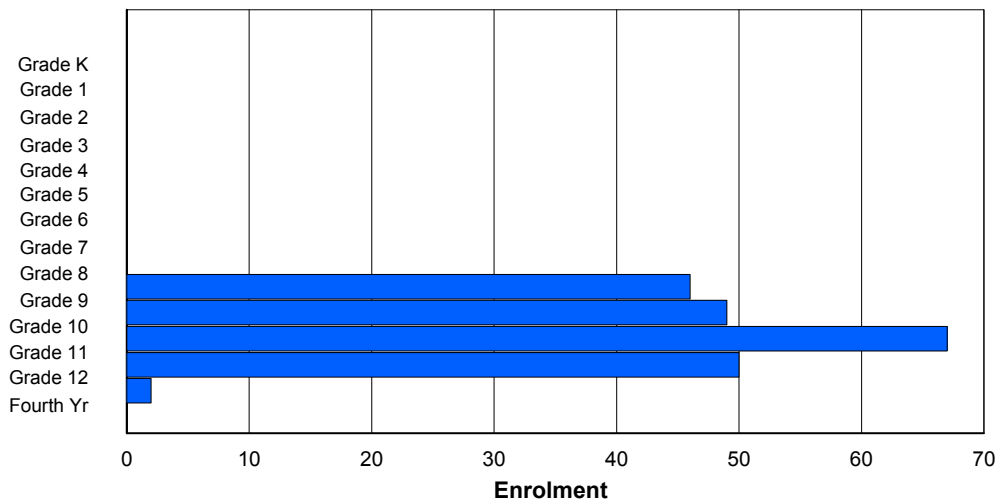
Gender	Age																Total
	5	6	7	8	9	10	11	12	13	14	15	16	17	18	19	20>	
Male	0	0	0	0	0	0	0	0	0	24	22	32	34	5	0	1	118
Female	0	0	0	0	0	0	0	0	1	20	14	19	33	9	0	0	96
Total	0	0	0	0	0	0	0	0	1	44	36	51	67	14	0	1	214

Enrolment By Grade and Gender

Gender	Grade														Total
	K	1	2	3	4	5	6	7	8	9	10	11	12	4th	
Male	0	0	0	0	0	0	0	0	0	24	32	38	22	2	118
Female	0	0	0	0	0	0	0	0	0	22	17	29	28	0	96
Total	0	0	0	0	0	0	0	0	0	46	49	67	50	2	214

Enrolment By Grade

For 116 - Appalachia High School, St. George's



* Data from the 2010-2011 AGR(Enrolment/Age as of the last day in Sept./Dec.)

** Newfoundland Statistics Classification System

*** May include itinerant teachers

District 2 - Western

#118 - Stephenville Elementary, Stephenville

Classification: Urban
Offers Distance Education: No

Grades: 4-5 Number of Grades: 2

[School FTE PTR : 13.2](#)
[District FTE PTR : 10.9](#)
[Provincial FTE PTR : 12.0](#)

[FTE Teachers](#) *** : 13.8

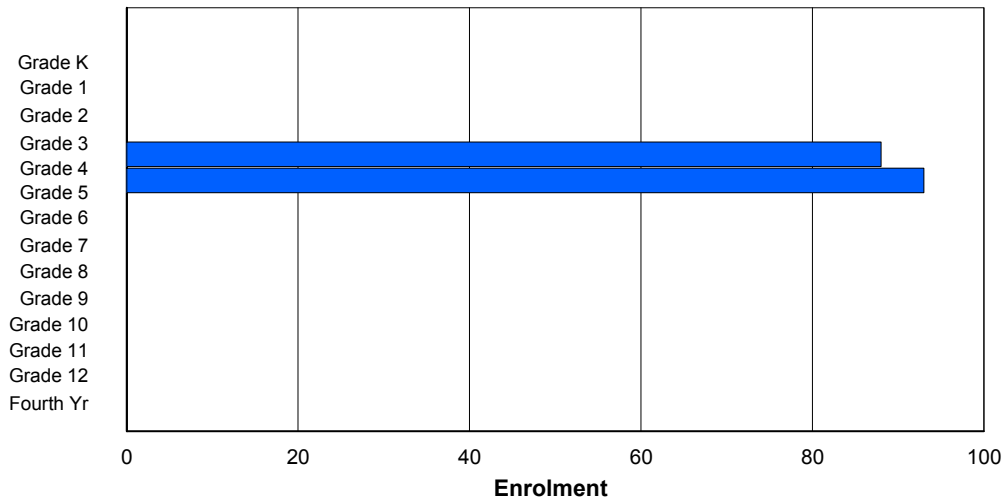
Enrolment By Age and Gender

Gender	Age																Total
	5	6	7	8	9	10	11	12	13	14	15	16	17	18	19	20>	
Male	0	0	0	0	34	56	1	0	0	0	0	0	0	0	0	0	91
Female	0	0	0	0	49	40	1	0	0	0	0	0	0	0	0	0	90
Total	0	0	0	0	83	96	2	0	0	0	0	0	0	0	0	0	181

Enrolment By Grade and Gender

Gender	Grade														Total
	K	1	2	3	4	5	6	7	8	9	10	11	12	4th	
Male	0	0	0	0	38	53	0	0	0	0	0	0	0	0	91
Female	0	0	0	0	50	40	0	0	0	0	0	0	0	0	90
Total	0	0	0	0	88	93	0	0	0	0	0	0	0	0	181

Enrolment By Grade
For 118 - Stephenville Elementary, Stephenville



* Data from the 2010-2011 AGR(Enrolment/Age as of the last day in Sept./Dec.)

** Newfoundland Statistics Classification System

*** May include itinerant teachers

District 2 - Western

#119 - Stephenville High, Stephenville

Classification: Urban
Offers Distance Education: No

Grades: 9-12 Number of Grades: 4

[School FTE PTR : 13.9](#)
[District FTE PTR : 10.9](#)
[Provincial FTE PTR : 12.0](#)

[FTE Teachers](#) *** : 35.0

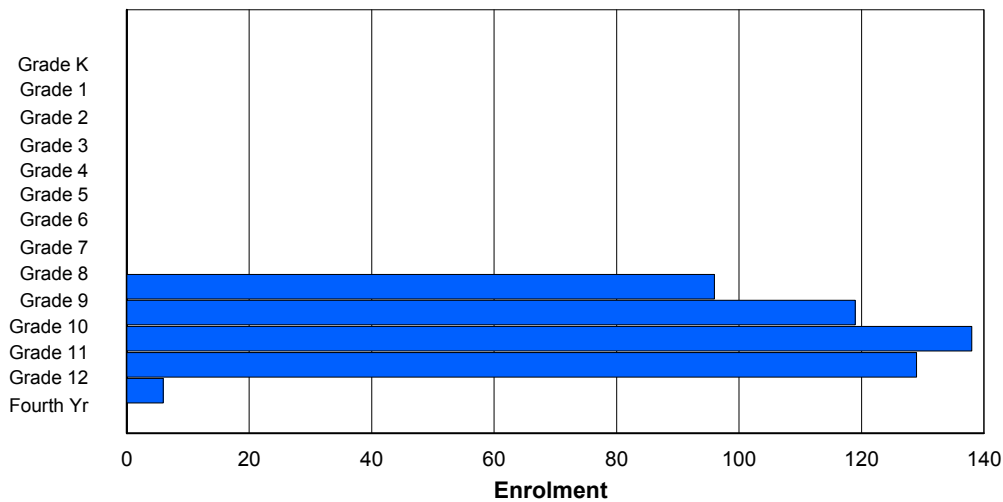
Enrolment By Age and Gender

Gender	Age																Total
	5	6	7	8	9	10	11	12	13	14	15	16	17	18	19	20>	
Male	0	0	0	0	0	0	0	0	1	43	55	74	71	17	1	0	262
Female	0	0	0	0	0	0	0	0	0	49	56	64	52	4	0	1	226
Total	0	0	0	0	0	0	0	0	1	92	111	138	123	21	1	1	488

Enrolment By Grade and Gender

Gender	Grade														Total
	K	1	2	3	4	5	6	7	8	9	10	11	12	4th	
Male	0	0	0	0	0	0	0	0	0	47	60	75	75	5	262
Female	0	0	0	0	0	0	0	0	0	49	59	63	54	1	226
Total	0	0	0	0	0	0	0	0	0	96	119	138	129	6	488

Enrolment By Grade
For 119 - Stephenville High, Stephenville



* Data from the 2010-2011 AGR(Enrolment/Age as of the last day in Sept./Dec.)

** Newfoundland Statistics Classification System

*** May include itinerant teachers

District 2 - Western

#120 - Stephenville Primary, Stephenville

Classification: Urban
Offers Distance Education: No

Grades: K-3 Number of Grades: 4

[School FTE PTR : 11.2](#)
[District FTE PTR : 10.9](#)
[Provincial FTE PTR : 12.0](#)

[FTE Teachers](#) *** : 26.0

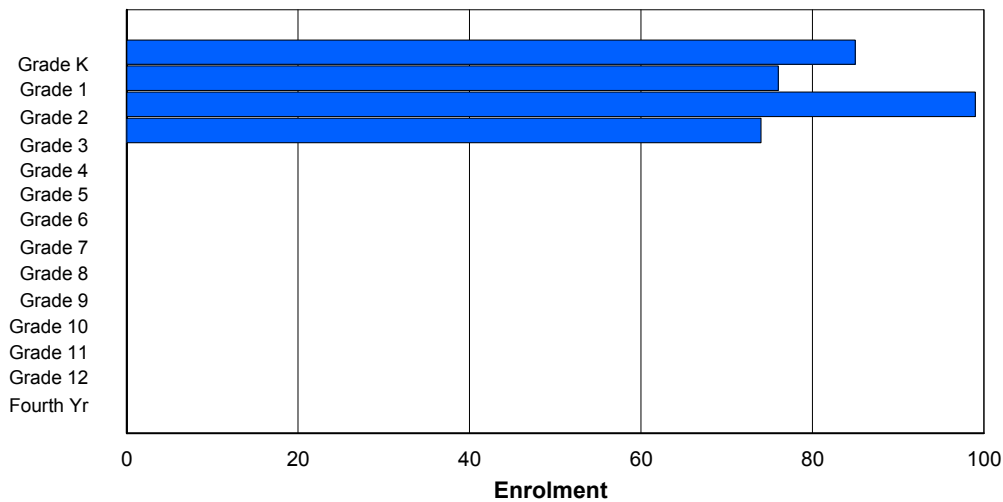
Enrolment By Age and Gender

Gender	Age																Total
	5	6	7	8	9	10	11	12	13	14	15	16	17	18	19	20>	
Male	50	37	45	43	2	0	0	0	0	0	0	0	0	0	0	0	177
Female	33	40	51	33	0	0	0	0	0	0	0	0	0	0	0	0	157
Total	83	77	96	76	2	0	0	0	0	0	0	0	0	0	0	0	334

Enrolment By Grade and Gender

Gender	Grade															Total
	K	1	2	3	4	5	6	7	8	9	10	11	12	4th		
Male	51	37	46	43	0	0	0	0	0	0	0	0	0	0	177	
Female	34	39	53	31	0	0	0	0	0	0	0	0	0	0	157	
Total	85	76	99	74	0	0	0	0	0	0	0	0	0	0	334	

Enrolment By Grade
For 120 - Stephenville Primary, Stephenville



* Data from the 2010-2011 AGR(Enrolment/Age as of the last day in Sept./Dec.)

** Newfoundland Statistics Classification System

*** May include itinerant teachers

District 2 - Western

#123 - St. Michael's Elementary, Stephenville Crossing

Classification: Rural
Offers Distance Education: No

Grades: K-8 Number of Grades: 9

[School FTE PTR : 10.9](#)
[District FTE PTR : 10.9](#)
[Provincial FTE PTR : 12.0](#)

[FTE Teachers](#) *** : 15.5

Enrolment By Age and Gender

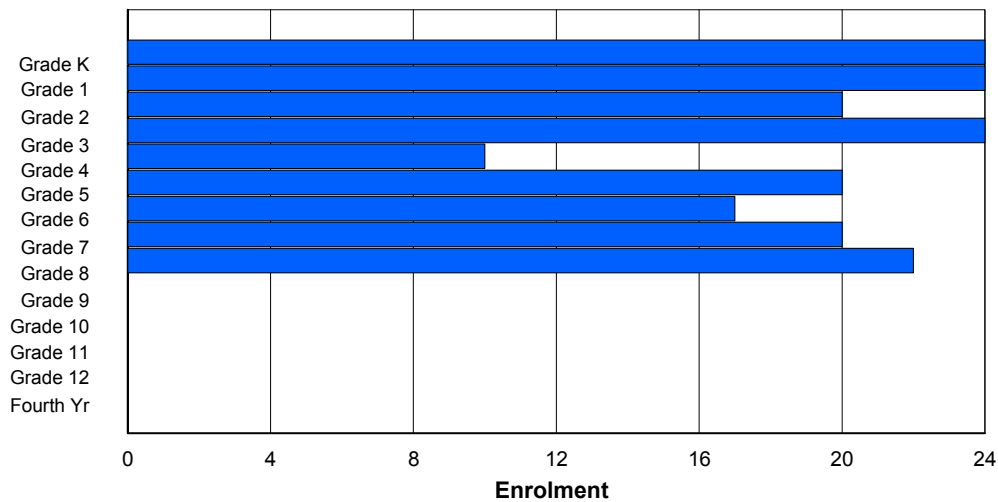
Gender	Age																Total
	5	6	7	8	9	10	11	12	13	14	15	16	17	18	19	20>	
Male	11	16	9	11	5	8	7	9	14	2	0	0	0	0	0	0	92
Female	13	8	11	13	5	12	9	11	7	0	0	0	0	0	0	0	89
Total	24	24	20	24	10	20	16	20	21	2	0	0	0	0	0	0	181

Enrolment By Grade and Gender

Gender	Grade														Total
	K	1	2	3	4	5	6	7	8	9	10	11	12	4th	
Male	11	16	9	11	5	8	7	9	16	0	0	0	0	0	92
Female	13	8	11	13	5	12	10	11	6	0	0	0	0	0	89
Total	24	24	20	24	10	20	17	20	22	0	0	0	0	0	181

Enrolment By Grade

For 123 - St. Michael's Elementary, Stephenville Crossing



* Data from the 2010-2011 AGR(Enrolment/Age as of the last day in Sept./Dec.)

** Newfoundland Statistics Classification System

*** May include itinerant teachers

District 2 - Western

#137 - St. Simon and St. Jude Academy, Francois

Classification: Rural
Offers Distance Education: Yes

Grades: 2,4-9,11-12 Number of Grades: 9

[School FTE PTR : 5.0](#)
[District FTE PTR : 10.9](#)
[Provincial FTE PTR : 12.0](#)

[FTE Teachers](#) *** : 3.0

Enrolment By Age and Gender

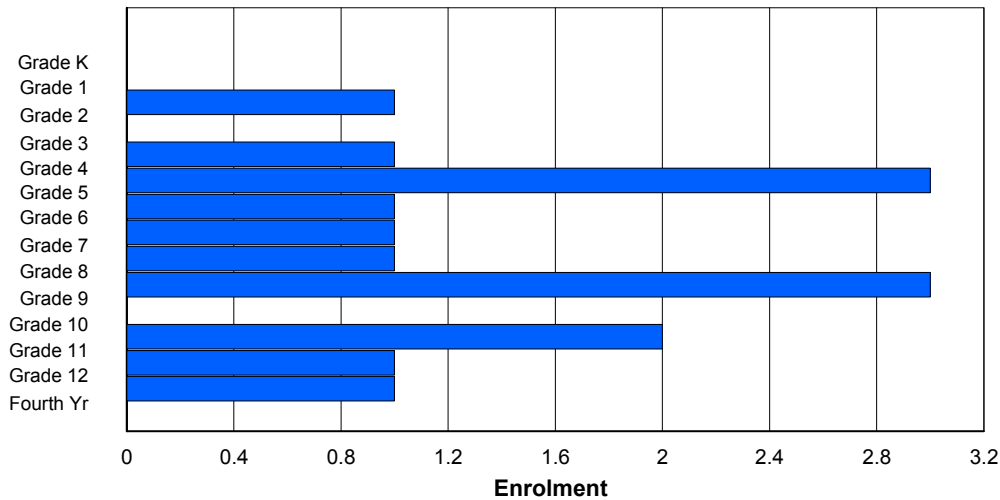
Gender	Age																Total
	5	6	7	8	9	10	11	12	13	14	15	16	17	18	19	20>	
Male	0	0	1	0	0	2	0	1	0	3	0	2	0	1	0	0	10
Female	0	0	0	0	1	1	1	0	1	0	0	0	1	0	0	0	5
Total	0	0	1	0	1	3	1	1	1	3	0	2	1	1	0	0	15

Enrolment By Grade and Gender

Gender	Grade														Total
	K	1	2	3	4	5	6	7	8	9	10	11	12	4th	
Male	0	0	1	0	0	2	0	1	0	3	0	2	0	1	10
Female	0	0	0	0	1	1	1	0	1	0	0	0	1	0	5
Total	0	0	1	0	1	3	1	1	1	3	0	2	1	1	15

Enrolment By Grade

For 137 - St. Simon and St. Jude Academy, Francois



* Data from the 2010-2011 AGR(Enrolment/Age as of the last day in Sept./Dec.)

** Newfoundland Statistics Classification System

*** May include itinerant teachers

District 2 - Western

#387 - Bayview Regional Collegiate, St. Lunaire

Classification: Rural
Offers Distance Education: Yes

Grades: 7-12 Number of Grades: 6

[School FTE PTR : 7.6](#)
[District FTE PTR : 10.9](#)
[Provincial FTE PTR : 12.0](#)

[FTE Teachers](#) *** : 7.0

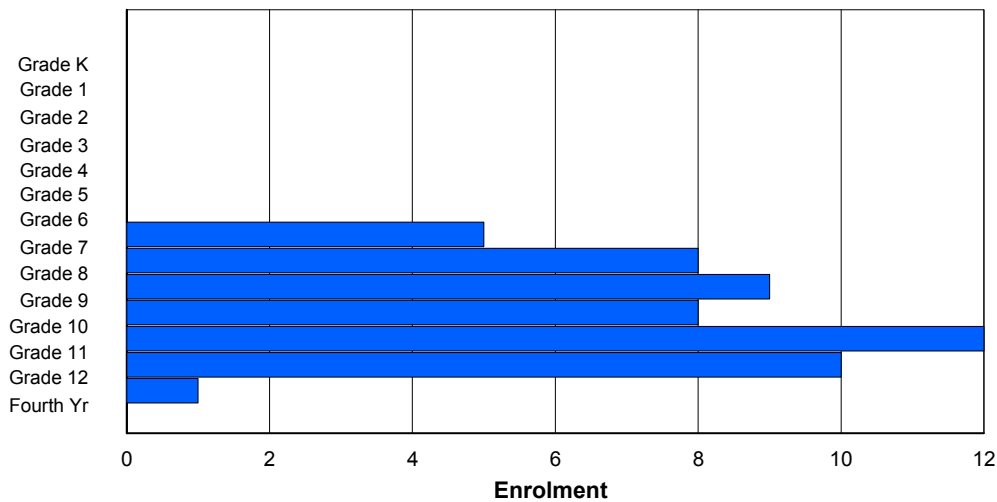
Enrolment By Age and Gender

Gender	Age																	Total
	5	6	7	8	9	10	11	12	13	14	15	16	17	18	19	20>		
Male	0	0	0	0	0	0	0	1	3	6	3	5	5	0	0	0	23	
Female	0	0	0	0	0	0	0	4	5	3	5	6	6	1	0	0	30	
Total	0	0	0	0	0	0	0	5	8	9	8	11	11	1	0	0	53	

Enrolment By Grade and Gender

Gender	Grade															Total
	K	1	2	3	4	5	6	7	8	9	10	11	12	4th		
Male	0	0	0	0	0	0	0	1	3	6	3	6	4	0	23	
Female	0	0	0	0	0	0	0	4	5	3	5	6	6	1	30	
Total	0	0	0	0	0	0	0	5	8	9	8	12	10	1	53	

Enrolment By Grade
For 387 - Bayview Regional Collegiate, St. Lunaire



* Data from the 2010-2011 AGR(Enrolment/Age as of the last day in Sept./Dec.)

** Newfoundland Statistics Classification System

*** May include itinerant teachers

District 2 - Western

#388 - Long Range Academy, Cow Head

Classification: Rural
Offers Distance Education: Yes

Grades: K-12 Number of Grades: 13

[School FTE PTR : 9.2](#)
[District FTE PTR : 10.9](#)
[Provincial FTE PTR : 12.0](#)

[FTE Teachers](#) *** : 17.0

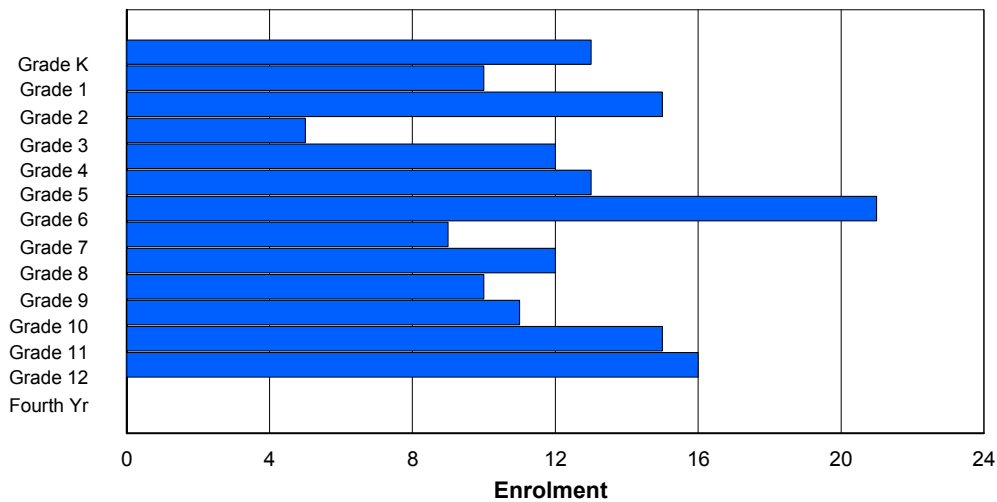
Enrolment By Age and Gender

Gender	Age																	Total
	5	6	7	8	9	10	11	12	13	14	15	16	17	18	19	20>		
Male	9	5	8	1	3	9	9	5	6	8	5	7	10	0	0	0	85	
Female	4	5	7	4	9	4	10	4	7	3	6	6	8	0	0	0	77	
Total	13	10	15	5	12	13	19	9	13	11	11	13	18	0	0	0	162	

Enrolment By Grade and Gender

Gender	Grade														Total
	K	1	2	3	4	5	6	7	8	9	10	11	12	4th	
Male	9	5	8	1	3	9	10	4	7	7	5	9	8	0	85
Female	4	5	7	4	9	4	11	5	5	3	6	6	8	0	77
Total	13	10	15	5	12	13	21	9	12	10	11	15	16	0	162

Enrolment By Grade
For 388 - Long Range Academy, Cow Head



* Data from the 2010-2011 AGR(Enrolment/Age as of the last day in Sept./Dec.)

** Newfoundland Statistics Classification System

*** May include itinerant teachers

District 2 - Western

#389 - Elwood Elementary, Deer Lake

Classification: Rural
Offers Distance Education: No

Grades: K-5 Number of Grades: 6

[School FTE PTR : 13.9](#)
[District FTE PTR : 10.9](#)
[Provincial FTE PTR : 12.0](#)

[FTE Teachers](#) *** : 26.3

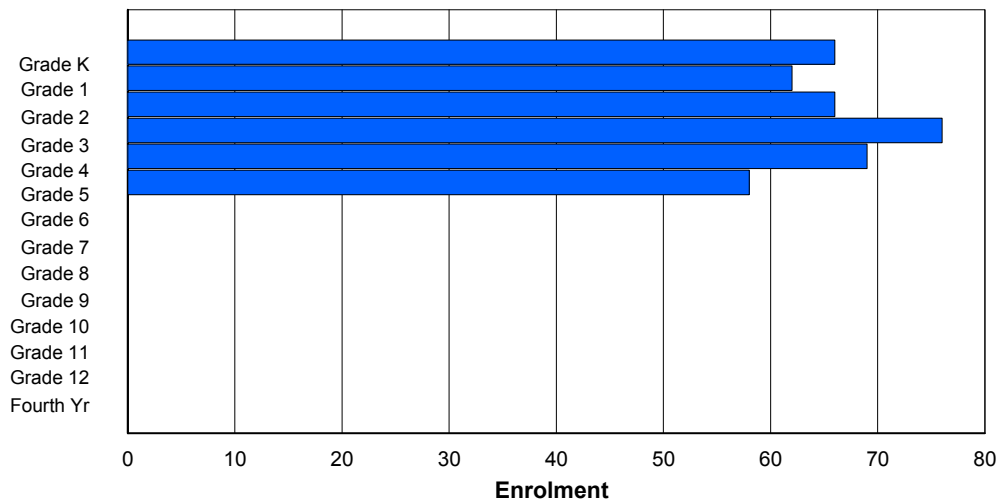
Enrolment By Age and Gender

Gender	Age																Total
	5	6	7	8	9	10	11	12	13	14	15	16	17	18	19	20>	
Male	30	21	32	41	32	25	2	0	0	0	0	0	0	0	0	0	183
Female	35	42	32	35	37	30	3	0	0	0	0	0	0	0	0	0	214
Total	65	63	64	76	69	55	5	0	0	0	0	0	0	0	0	0	397

Enrolment By Grade and Gender

Gender	Grade														Total
	K	1	2	3	4	5	6	7	8	9	10	11	12	4th	
Male	30	21	34	40	31	27	0	0	0	0	0	0	0	0	183
Female	36	41	32	36	38	31	0	0	0	0	0	0	0	0	214
Total	66	62	66	76	69	58	0	0	0	0	0	0	0	0	397

Enrolment By Grade
For 389 - Elwood Elementary, Deer Lake



* Data from the 2010-2011 AGR(Enrolment/Age as of the last day in Sept./Dec.)

** Newfoundland Statistics Classification System

*** May include itinerant teachers

District 2 - Western

#390 - Elwood High School, Deer Lake

Classification: Rural
Offers Distance Education: Yes

Grades: 10-12 Number of Grades: 3

[School FTE PTR : 14.3](#)
[District FTE PTR : 10.9](#)
[Provincial FTE PTR : 12.0](#)

[FTE Teachers](#) *** : 20.5

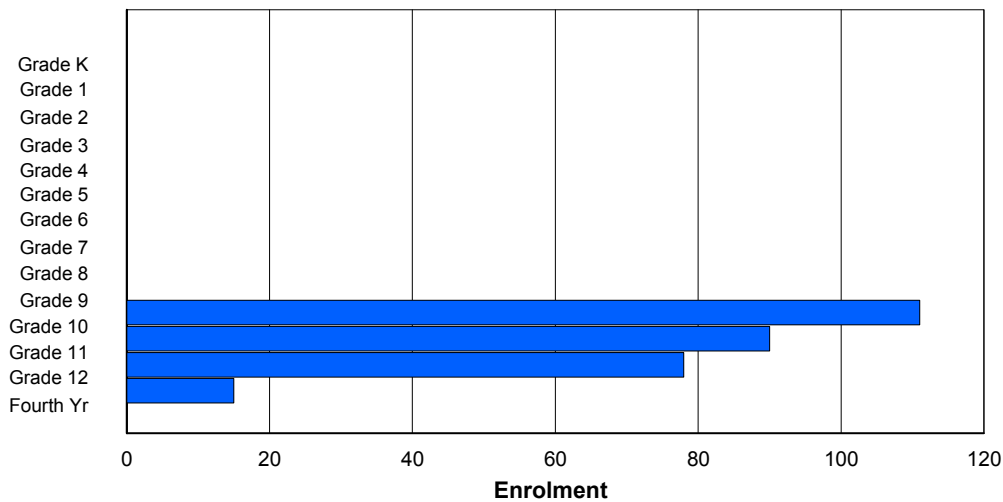
Enrolment By Age and Gender

Gender	Age																	Total
	5	6	7	8	9	10	11	12	13	14	15	16	17	18	19	20>		
Male	0	0	0	0	0	0	0	0	0	0	53	41	38	18	6	1	157	
Female	0	0	0	0	0	0	0	0	0	0	37	49	46	3	2	0	137	
Total	0	0	0	0	0	0	0	0	0	0	90	90	84	21	8	1	294	

Enrolment By Grade and Gender

Gender	Grade															Total
	K	1	2	3	4	5	6	7	8	9	10	11	12	4th		
Male	0	0	0	0	0	0	0	0	0	0	64	45	35	13	157	
Female	0	0	0	0	0	0	0	0	0	0	47	45	43	2	137	
Total	0	0	0	0	0	0	0	0	0	0	111	90	78	15	294	

Enrolment By Grade
For 390 - Elwood High School, Deer Lake



* Data from the 2010-2011 AGR(Enrolment/Age as of the last day in Sept./Dec.)

** Newfoundland Statistics Classification System

*** May include itinerant teachers

District 2 - Western

#391 - Xavier Junior High, Deer Lake

Classification: Rural
Offers Distance Education: No

Grades: 6-9 Number of Grades: 4

[School FTE PTR : 14.3](#)
[District FTE PTR : 10.9](#)
[Provincial FTE PTR : 12.0](#)

[FTE Teachers](#) *** : 20.0

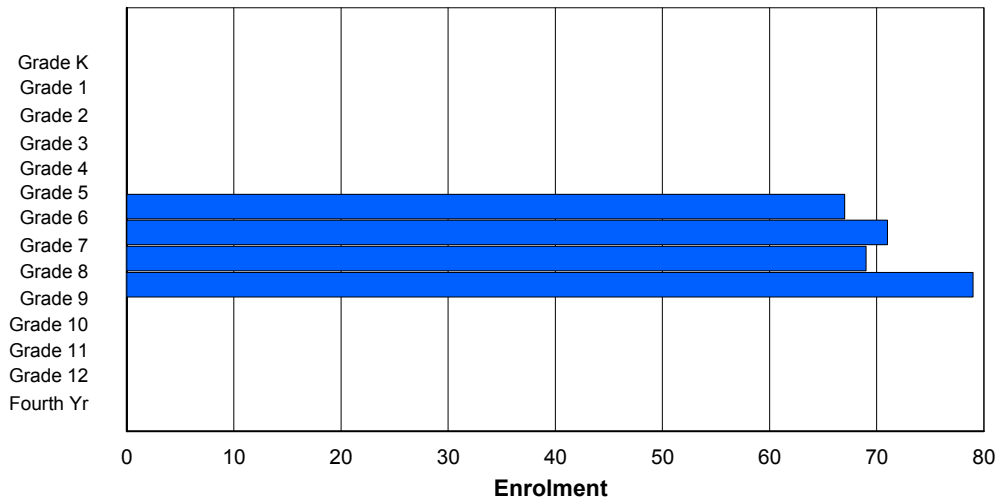
Enrolment By Age and Gender

Gender	Age																Total
	5	6	7	8	9	10	11	12	13	14	15	16	17	18	19	20>	
Male	0	0	0	0	0	0	31	44	34	40	1	0	0	0	0	0	150
Female	0	0	0	0	0	0	33	30	32	40	1	0	0	0	0	0	136
Total	0	0	0	0	0	0	64	74	66	80	2	0	0	0	0	0	286

Enrolment By Grade and Gender

Gender	Grade														Total
	K	1	2	3	4	5	6	7	8	9	10	11	12	4th	
Male	0	0	0	0	0	0	34	41	36	39	0	0	0	0	150
Female	0	0	0	0	0	0	33	30	33	40	0	0	0	0	136
Total	0	0	0	0	0	0	67	71	69	79	0	0	0	0	286

Enrolment By Grade
For 391 - Xavier Junior High, Deer Lake



* Data from the 2010-2011 AGR(Enrolment/Age as of the last day in Sept./Dec.)

** Newfoundland Statistics Classification System

*** May include itinerant teachers

District 2 - Western

#393 - Bonne Bay Academy, Woody Point

Classification: Rural
Offers Distance Education: Yes

Grades: K-12 Number of Grades: 13

[School FTE PTR : 7.3](#)
[District FTE PTR : 10.9](#)
[Provincial FTE PTR : 12.0](#)

[FTE Teachers](#) *** : 9.0

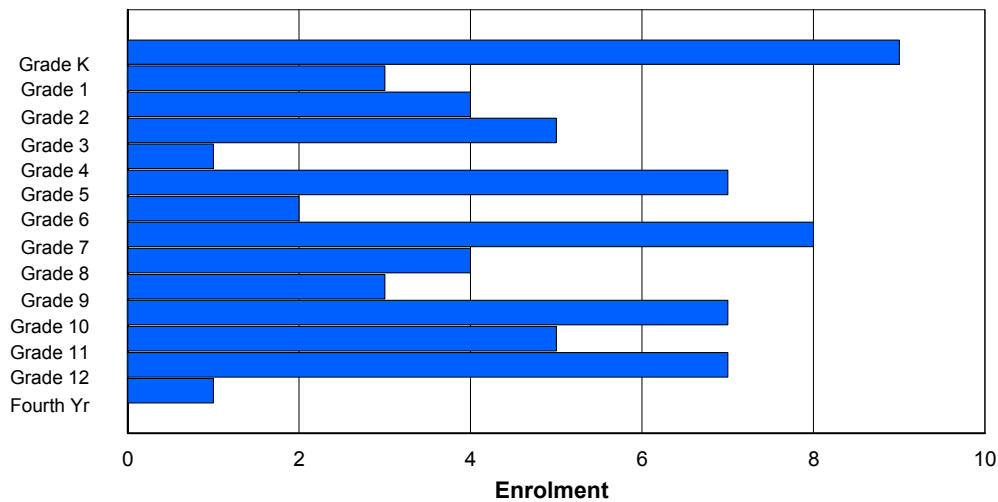
Enrolment By Age and Gender

Gender	Age																	Total
	5	6	7	8	9	10	11	12	13	14	15	16	17	18	19	20>		
Male	3	3	3	3	1	5	0	5	2	1	2	2	3	2	0	0	35	
Female	6	0	1	2	0	2	2	3	2	2	5	3	3	0	0	31		
Total	9	3	4	5	1	7	2	8	4	3	7	5	6	2	0	66		

Enrolment By Grade and Gender

Gender	Grade															Total
	K	1	2	3	4	5	6	7	8	9	10	11	12	4th		
Male	3	3	3	3	1	5	0	5	2	1	2	2	4	1	35	
Female	6	0	1	2	0	2	2	3	2	2	5	3	3	0	31	
Total	9	3	4	5	1	7	2	8	4	3	7	5	7	1	66	

Enrolment By Grade
For 393 - Bonne Bay Academy, Woody Point



* Data from the 2010-2011 AGR(Enrolment/Age as of the last day in Sept./Dec.)

** Newfoundland Statistics Classification System

*** May include itinerant teachers

District 2 - Western

#394 - E.A. Butler All Grade, McKay's

Classification: Rural
Offers Distance Education: Yes

Grades: K-12 Number of Grades: 13

[School FTE PTR : 8.1](#)
[District FTE PTR : 10.9](#)
[Provincial FTE PTR : 12.0](#)

[FTE Teachers](#) *** : 16.0

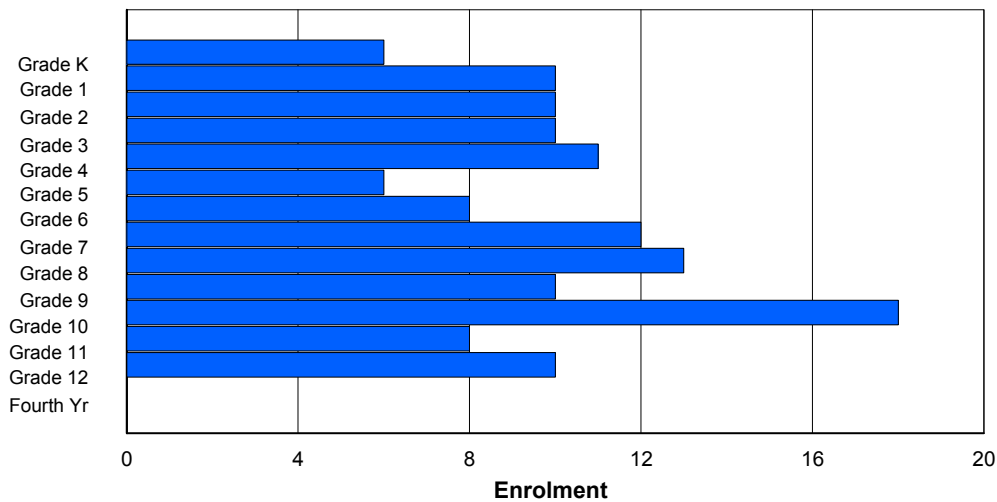
Enrolment By Age and Gender

Gender	Age																	Total
	5	6	7	8	9	10	11	12	13	14	15	16	17	18	19	20>		
Male	3	9	5	7	5	3	2	7	6	5	9	5	5	1	0	0	72	
Female	2	2	4	4	6	3	5	5	7	4	8	4	5	1	0	0	60	
Total	5	11	9	11	11	6	7	12	13	9	17	9	10	2	0	0	132	

Enrolment By Grade and Gender

Gender	Grade															Total
	K	1	2	3	4	5	6	7	8	9	10	11	12	4th		
Male	4	8	6	6	5	3	2	7	6	6	11	4	4	0	72	
Female	2	2	4	4	6	3	6	5	7	4	7	4	6	0	60	
Total	6	10	10	10	11	6	8	12	13	10	18	8	10	0	132	

Enrolment By Grade
For 394 - E.A. Butler All Grade, McKay's



* Data from the 2010-2011 AGR(Enrolment/Age as of the last day in Sept./Dec.)

** Newfoundland Statistics Classification System

*** May include itinerant teachers

District 2 - Western

#396 - Stephenville Middle School, Stephenville

Classification: Urban
Offers Distance Education: No

Grades: 6-8 Number of Grades: 3

[School FTE PTR : 12.3](#)
[District FTE PTR : 10.9](#)
[Provincial FTE PTR : 12.0](#)

[FTE Teachers](#) *** : 23.8

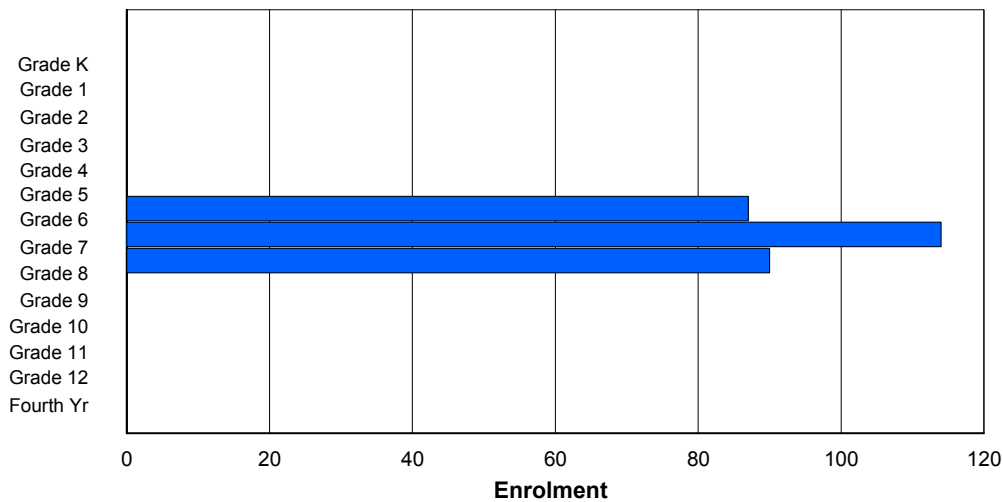
Enrolment By Age and Gender

Gender	Age																Total
	5	6	7	8	9	10	11	12	13	14	15	16	17	18	19	20>	
Male	0	0	0	0	0	0	41	59	41	2	0	0	0	0	0	0	143
Female	0	0	0	0	0	0	37	56	52	3	0	0	0	0	0	0	148
Total	0	0	0	0	0	0	78	115	93	5	0	0	0	0	0	0	291

Enrolment By Grade and Gender

Gender	Grade														Total
	K	1	2	3	4	5	6	7	8	9	10	11	12	4th	
Male	0	0	0	0	0	0	45	60	38	0	0	0	0	0	143
Female	0	0	0	0	0	0	42	54	52	0	0	0	0	0	148
Total	0	0	0	0	0	0	87	114	90	0	0	0	0	0	291

Enrolment By Grade
For 396 - Stephenville Middle School, Stephenville



* Data from the 2010-2011 AGR(Enrolment/Age as of the last day in Sept./Dec.)

** Newfoundland Statistics Classification System

*** May include itinerant teachers

District 2 - Western

#397 - Belanger Memorial School, Upper Ferry

Classification: Rural
Offers Distance Education: Yes

Grades: K-12 Number of Grades: 13

[School FTE PTR : 11.5](#)
[District FTE PTR : 10.9](#)
[Provincial FTE PTR : 12.0](#)

[FTE Teachers](#) *** : 17.5

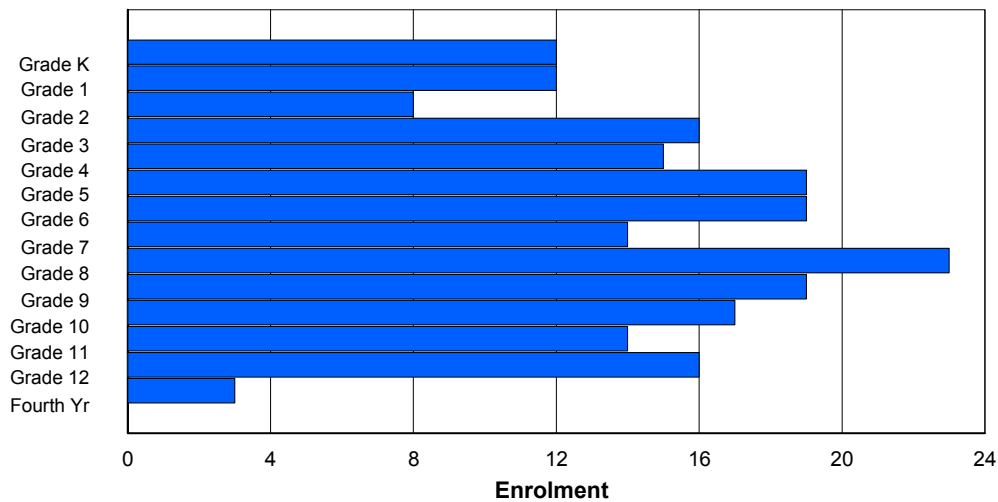
Enrolment By Age and Gender

Gender	Age																Total
	5	6	7	8	9	10	11	12	13	14	15	16	17	18	19	20>	
Male	3	7	6	9	10	14	12	9	13	10	10	6	4	2	0	0	115
Female	8	5	3	7	4	5	7	5	11	8	4	11	11	2	1	0	92
Total	11	12	9	16	14	19	19	14	24	18	14	17	15	4	1	0	207

Enrolment By Grade and Gender

Gender	Grade														Total
	K	1	2	3	4	5	6	7	8	9	10	11	12	4th	
Male	3	7	6	9	11	14	12	9	12	11	12	3	4	2	115
Female	9	5	2	7	4	5	7	5	11	8	5	11	12	1	92
Total	12	12	8	16	15	19	19	14	23	19	17	14	16	3	207

Enrolment By Grade
For 397 - Belanger Memorial School, Upper Ferry



* Data from the 2010-2011 AGR(Enrolment/Age as of the last day in Sept./Dec.)

** Newfoundland Statistics Classification System

*** May include itinerant teachers

District 2 - Western

#463 - Pathfinder/Directions Alternative School, Stephenville

Classification: Urban
Offers Distance Education: No

Grades: 10-12 Number of Grades: 3

[School FTE PTR : 4.3](#)
[District FTE PTR : 10.9](#)
[Provincial FTE PTR : 12.0](#)

[FTE Teachers](#) *** : 3.0

Enrolment By Age and Gender

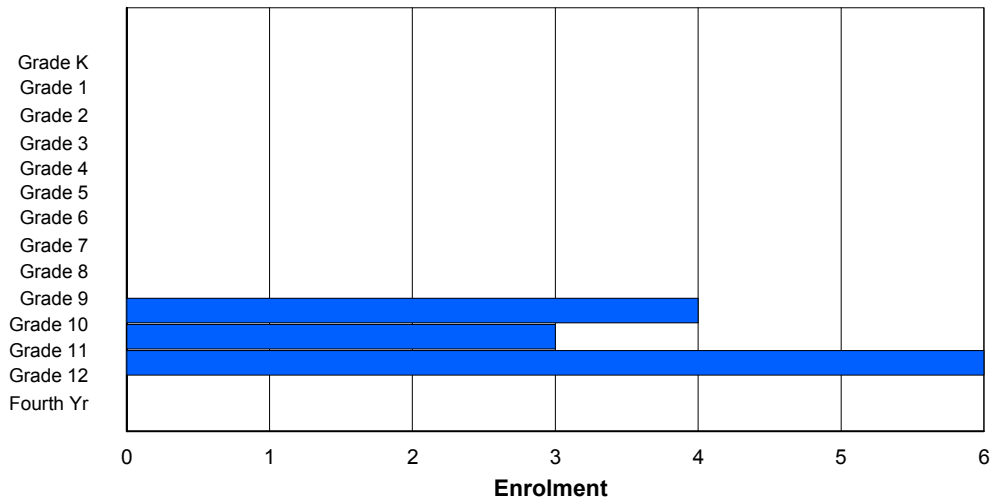
Gender	Age																	Total
	5	6	7	8	9	10	11	12	13	14	15	16	17	18	19	20>		
Male	0	0	0	0	0	0	0	0	0	0	0	0	1	3	3	1	8	
Female	0	0	0	0	0	0	0	0	0	0	0	0	1	1	1	2	5	
Total	0	0	0	0	0	0	0	0	0	0	0	0	2	4	4	3	13	

Enrolment By Grade and Gender

Gender	Grade														Total
	K	1	2	3	4	5	6	7	8	9	10	11	12	4th	
Male	0	0	0	0	0	0	0	0	0	0	3	2	3	0	8
Female	0	0	0	0	0	0	0	0	0	0	1	1	3	0	5
Total	0	0	0	0	0	0	0	0	0	0	4	3	6	0	13

Enrolment By Grade

For 463 - Pathfinder/Directions Alternative School, Stephenville



* Data from the 2010-2011 AGR(Enrolment/Age as of the last day in Sept./Dec.)

** Newfoundland Statistics Classification System

*** May include itinerant teachers

District 2 - Western

#474 - Cloud River Academy, Roddickton

Classification: Rural
Offers Distance Education: Yes

Grades: K-12 Number of Grades: 13

[School FTE PTR : 9.3](#)
[District FTE PTR : 10.9](#)
[Provincial FTE PTR : 12.0](#)

[FTE Teachers](#) *** : 19.0

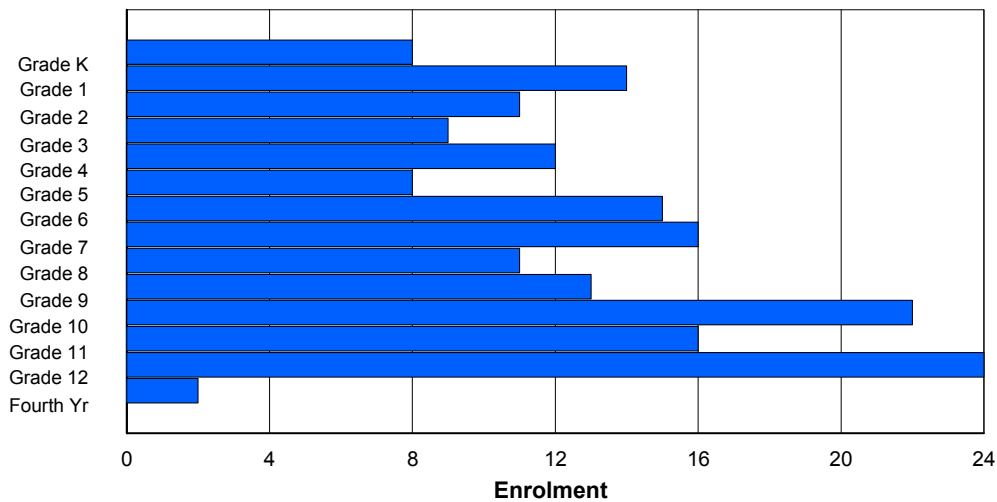
Enrolment By Age and Gender

Gender	Age																	Total
	5	6	7	8	9	10	11	12	13	14	15	16	17	18	19	20>		
Male	4	7	5	8	9	4	9	5	8	6	11	13	8	3	0	0	100	
Female	4	8	5	1	3	4	6	10	4	7	7	7	13	2	0	0	81	
Total	8	15	10	9	12	8	15	15	12	13	18	20	21	5	0	0	181	

Enrolment By Grade and Gender

Gender	Grade															Total
	K	1	2	3	4	5	6	7	8	9	10	11	12	4th		
Male	4	7	5	8	9	4	9	5	8	6	14	9	12	0	100	
Female	4	7	6	1	3	4	6	11	3	7	8	7	12	2	81	
Total	8	14	11	9	12	8	15	16	11	13	22	16	24	2	181	

Enrolment By Grade
For 474 - Cloud River Academy, Roddickton



* Data from the 2010-2011 AGR(Enrolment/Age as of the last day in Sept./Dec.)

** Newfoundland Statistics Classification System

*** May include itinerant teachers

District 2 - Western

#475 - Viking Trail Academy, Plum Point

Classification: Rural
Offers Distance Education: Yes

Grades: K-12 Number of Grades: 13

[School FTE PTR : 9.9](#)
[District FTE PTR : 10.9](#)
[Provincial FTE PTR : 12.0](#)

[FTE Teachers](#) *** : 19.0

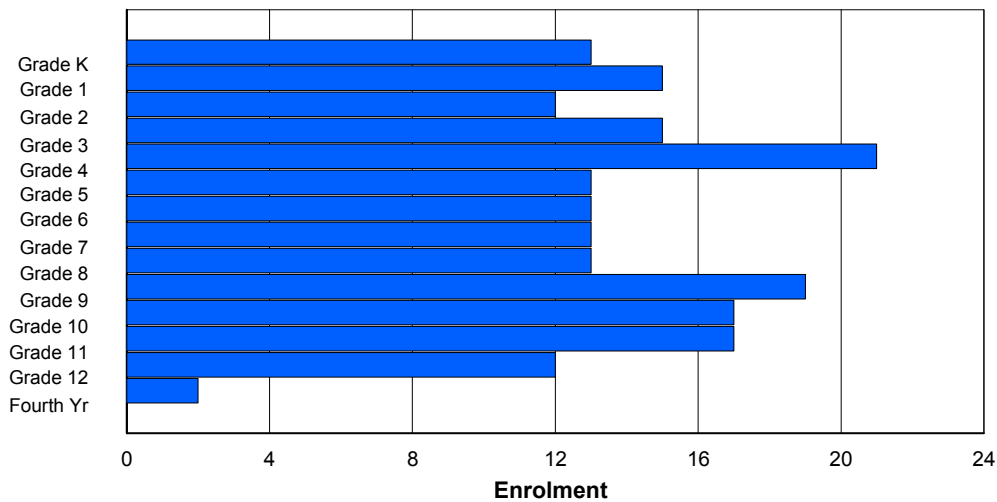
Enrolment By Age and Gender

Gender	Age																	Total
	5	6	7	8	9	10	11	12	13	14	15	16	17	18	19	20>		
Male	6	8	3	5	12	8	4	8	8	10	9	11	7	0	0	1	100	
Female	7	8	8	11	8	5	9	5	5	9	8	5	6	1	0	0	95	
Total	13	16	11	16	20	13	13	13	13	19	17	16	13	1	0	1	195	

Enrolment By Grade and Gender

Gender	Grade															Total
	K	1	2	3	4	5	6	7	8	9	10	11	12	4th		
Male	6	8	3	5	12	8	4	8	8	10	9	11	7	1	100	
Female	7	7	9	10	9	5	9	5	5	9	8	6	5	1	95	
Total	13	15	12	15	21	13	13	13	13	19	17	17	12	2	195	

Enrolment By Grade
For 475 - Viking Trail Academy, Plum Point



* Data from the 2010-2011 AGR(Enrolment/Age as of the last day in Sept./Dec.)

** Newfoundland Statistics Classification System

*** May include itinerant teachers

District 2 - Western

#485 - Corner Brook High School, Corner Brook

Classification: Urban
Offers Distance Education: No

Grades: 10-12 Number of Grades: 3

[School FTE PTR : 15.8](#)
[District FTE PTR : 10.9](#)
[Provincial FTE PTR : 12.0](#)

[FTE Teachers](#) *** : 55.8

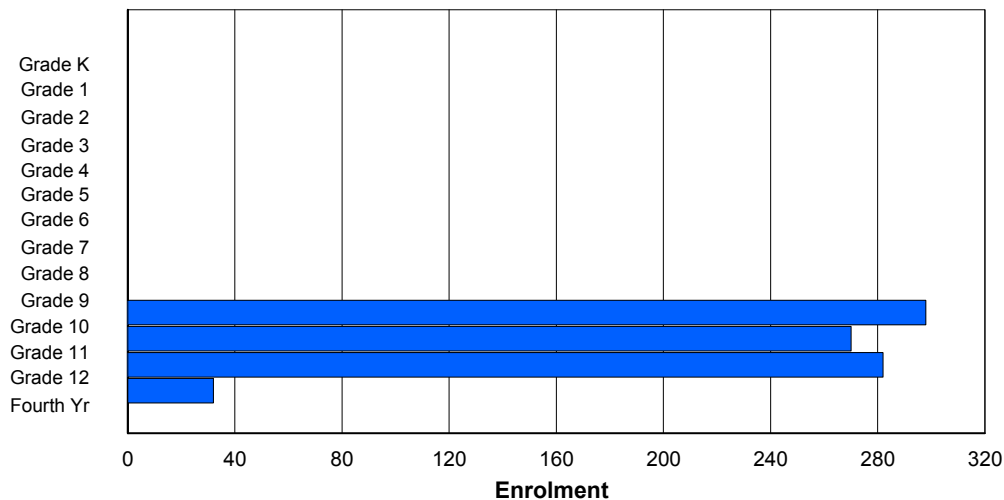
Enrolment By Age and Gender

Gender	Age																	Total
	5	6	7	8	9	10	11	12	13	14	15	16	17	18	19	20>		
Male	0	0	0	0	0	0	0	0	0	0	157	127	141	20	5	1	451	
Female	0	0	0	0	0	0	0	0	0	1	129	139	142	20	0	0	431	
Total	0	0	0	0	0	0	0	0	0	1	286	266	283	40	5	1	882	

Enrolment By Grade and Gender

Gender	Grade														Total
	K	1	2	3	4	5	6	7	8	9	10	11	12	4th	
Male	0	0	0	0	0	0	0	0	0	0	166	129	137	19	451
Female	0	0	0	0	0	0	0	0	0	0	132	141	145	13	431
Total	0	0	0	0	0	0	0	0	0	0	298	270	282	32	882

Enrolment By Grade
For 485 - Corner Brook High School, Corner Brook



* Data from the 2010-2011 AGR(Enrolment/Age as of the last day in Sept./Dec.)

** Newfoundland Statistics Classification System

*** May include itinerant teachers

District 2 - Western

#487 - Labrador Straits Academy, L'Anse au Loup

Classification: Rural
Offers Distance Education: Yes

Grades: K-12 Number of Grades: 13

[School FTE PTR : 9.8](#)
[District FTE PTR : 10.9](#)
[Provincial FTE PTR : 12.0](#)

[FTE Teachers](#) *** : 20.5

Enrolment By Age and Gender

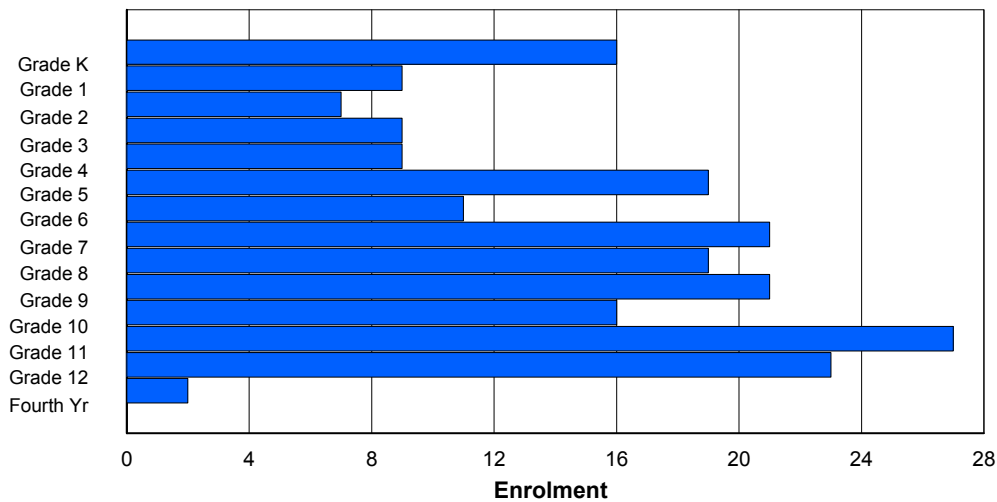
Gender	Age																Total
	5	6	7	8	9	10	11	12	13	14	15	16	17	18	19	20>	
Male	7	8	5	3	5	10	5	11	7	15	8	12	10	4	0	0	110
Female	9	1	2	6	4	8	7	10	12	6	8	14	12	0	0	0	99
Total	16	9	7	9	9	18	12	21	19	21	16	26	22	4	0	0	209

Enrolment By Grade and Gender

Gender	Grade														Total
	K	1	2	3	4	5	6	7	8	9	10	11	12	4th	
Male	7	8	5	3	5	10	5	11	7	15	8	13	11	2	110
Female	9	1	2	6	4	9	6	10	12	6	8	14	12	0	99
Total	16	9	7	9	9	19	11	21	19	21	16	27	23	2	209

Enrolment By Grade

For 487 - Labrador Straits Academy, L'Anse au Loup



* Data from the 2010-2011 AGR(Enrolment/Age as of the last day in Sept./Dec.)

** Newfoundland Statistics Classification System

*** May include itinerant teachers

District 2 - Western

#488 - French Shore Academy, Port Saunders

Classification: Rural
Offers Distance Education: No

Grades: K-12 Number of Grades: 13

[School FTE PTR : 10.7](#)
[District FTE PTR : 10.9](#)
[Provincial FTE PTR : 12.0](#)

[FTE Teachers](#) *** : 24.0

Enrolment By Age and Gender

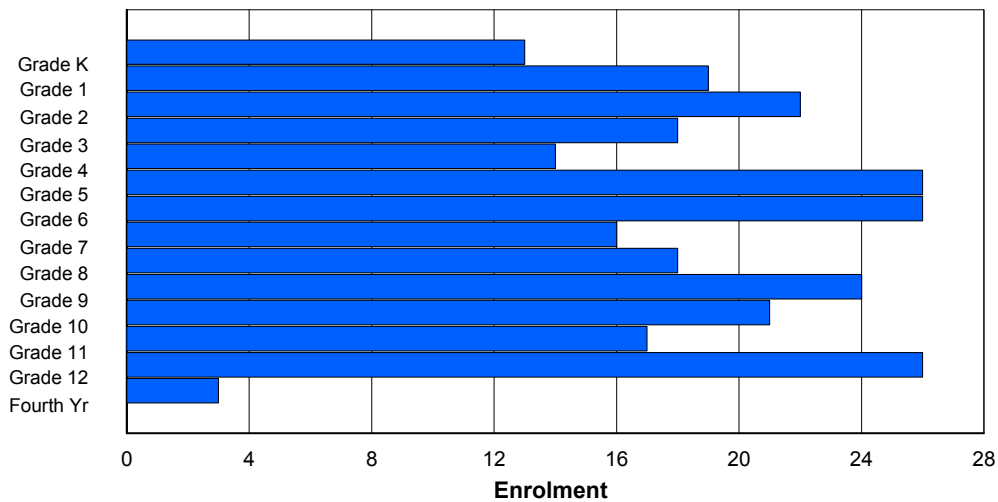
Gender	Age																Total
	5	6	7	8	9	10	11	12	13	14	15	16	17	18	19	20>	
Male	4	6	9	10	10	13	7	8	12	13	11	10	11	2	0	0	126
Female	9	13	13	8	5	12	19	7	7	10	4	7	21	2	0	0	137
Total	13	19	22	18	15	25	26	15	19	23	15	17	32	4	0	0	263

Enrolment By Grade and Gender

Gender	Grade														Total
	K	1	2	3	4	5	6	7	8	9	10	11	12	4th	
Male	4	6	9	10	10	13	7	9	11	14	14	8	9	2	126
Female	9	13	13	8	4	13	19	7	7	10	7	9	17	1	137
Total	13	19	22	18	14	26	26	16	18	24	21	17	26	3	263

Enrolment By Grade

For 488 - French Shore Academy, Port Saunders



* Data from the 2010-2011 AGR(Enrolment/Age as of the last day in Sept./Dec.)

** Newfoundland Statistics Classification System

*** May include itinerant teachers

District 3 - Nova Central

#125 - Baie Verte Collegiate, Baie Verte

Classification: Rural
Offers Distance Education: Yes

Grades: 7-12 Number of Grades: 6

[School FTE PTR : 12.9](#)
[District FTE PTR : 11.5](#)
[Provincial FTE PTR : 12.0](#)

[FTE Teachers](#) *** : 15.8

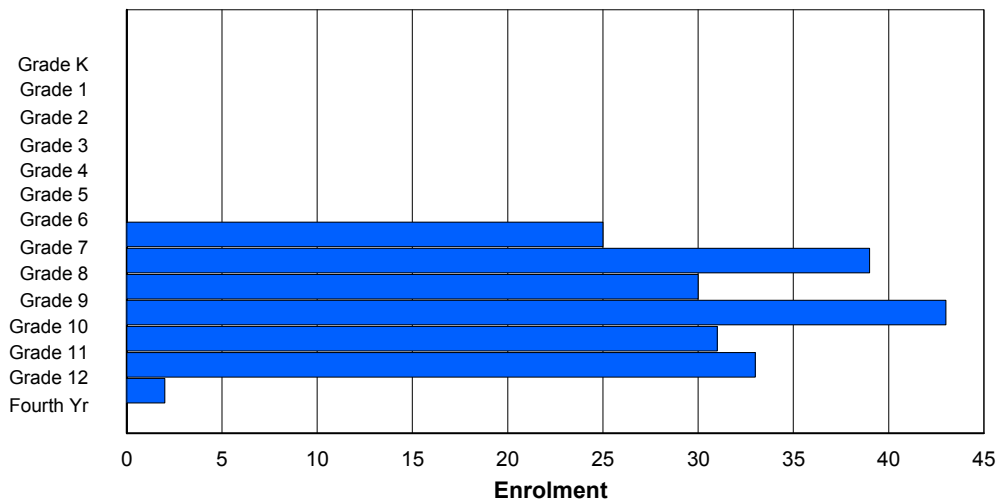
Enrolment By Age and Gender

Gender	Age																	Total
	5	6	7	8	9	10	11	12	13	14	15	16	17	18	19	20>		
Male	0	0	0	0	0	0	0	11	23	16	17	14	20	2	0	0	103	
Female	0	0	0	0	0	0	0	14	14	15	24	18	14	1	0	0	100	
Total	0	0	0	0	0	0	0	25	37	31	41	32	34	3	0	0	203	

Enrolment By Grade and Gender

Gender	Grade														Total
	K	1	2	3	4	5	6	7	8	9	10	11	12	4th	
Male	0	0	0	0	0	0	0	12	22	17	18	13	19	2	103
Female	0	0	0	0	0	0	0	13	17	13	25	18	14	0	100
Total	0	0	0	0	0	0	0	25	39	30	43	31	33	2	203

Enrolment By Grade
For 125 - Baie Verte Collegiate, Baie Verte



* Data from the 2010-2011 AGR(Enrolment/Age as of the last day in Sept./Dec.)

** Newfoundland Statistics Classification System

*** May include itinerant teachers

District 3 - Nova Central

#128 - Long Island Academy, Beaumont

Classification: Rural
Offers Distance Education: Yes

Grades: 6,8,10-11

Number of Grades: 4

[School FTE PTR : 3.0](#)

[District FTE PTR : 11.5](#)

[Provincial FTE PTR : 12.0](#)

[FTE Teachers](#) *** : 2.0

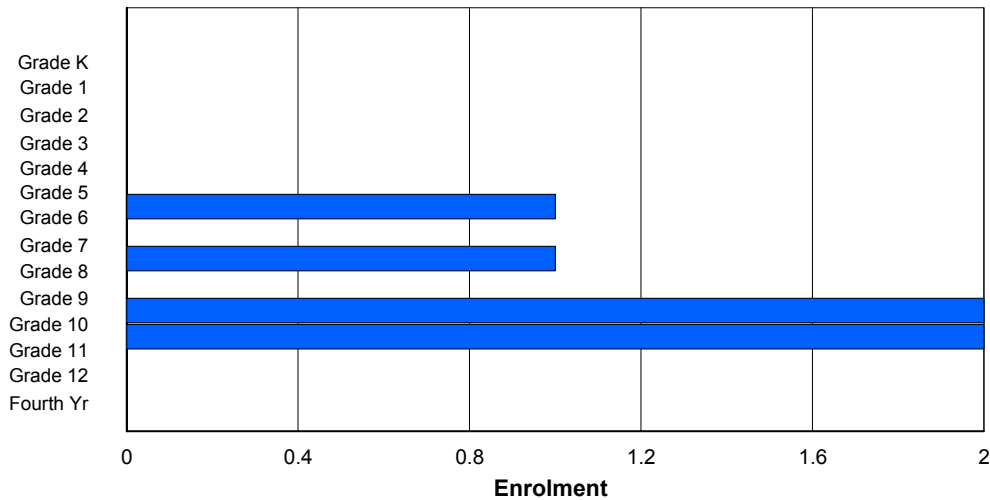
Enrolment By Age and Gender

Gender	Age																	Total
	5	6	7	8	9	10	11	12	13	14	15	16	17	18	19	20>		
Male	0	0	0	0	0	0	0	0	1	0	1	2	0	0	0	0	4	
Female	0	0	0	0	0	0	1	0	0	0	1	0	0	0	0	0	2	
Total	0	0	0	0	0	0	1	0	1	0	2	2	0	0	0	0	6	

Enrolment By Grade and Gender

Gender	Grade															Total
	K	1	2	3	4	5	6	7	8	9	10	11	12	4th		
Male	0	0	0	0	0	0	0	0	1	0	1	2	0	0	4	
Female	0	0	0	0	0	0	1	0	0	0	1	0	0	0	2	
Total	0	0	0	0	0	0	1	0	1	0	2	2	0	0	6	

Enrolment By Grade
For 128 - Long Island Academy, Beaumont



* Data from the 2010-2011 AGR(Enrolment/Age as of the last day in Sept./Dec.)

** Newfoundland Statistics Classification System

*** May include itinerant teachers

District 3 - Nova Central

#132 - Botwood Collegiate, Botwood

Classification: Urban
Offers Distance Education: Yes

Grades: 7-12 Number of Grades: 6

[School FTE PTR : 13.4](#)
[District FTE PTR : 11.5](#)
[Provincial FTE PTR : 12.0](#)

[FTE Teachers](#) *** : 26.0

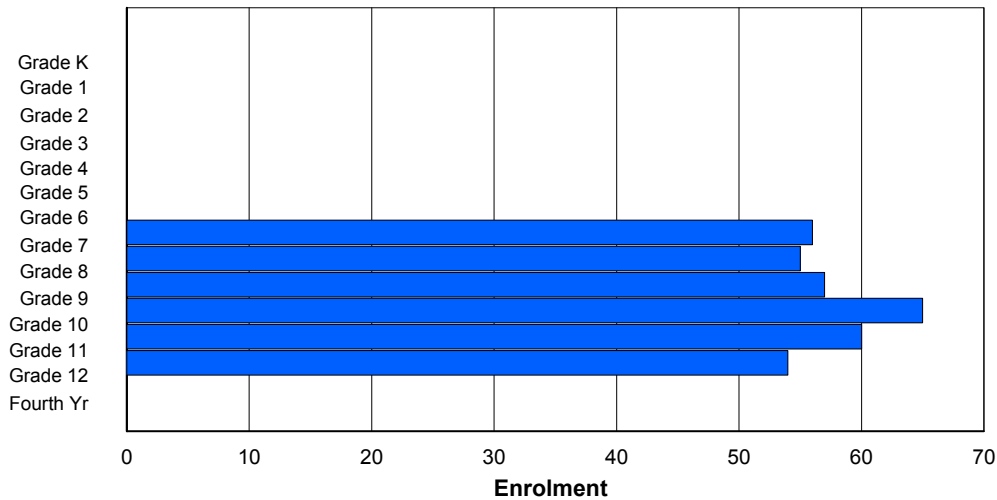
Enrolment By Age and Gender

Gender	Age																Total
	5	6	7	8	9	10	11	12	13	14	15	16	17	18	19	20>	
Male	0	0	0	0	0	0	0	26	32	29	30	35	29	5	0	0	186
Female	0	0	0	0	0	0	1	28	23	27	21	31	28	2	0	0	161
Total	0	0	0	0	0	0	1	54	55	56	51	66	57	7	0	0	347

Enrolment By Grade and Gender

Gender	Grade														Total
	K	1	2	3	4	5	6	7	8	9	10	11	12	4th	
Male	0	0	0	0	0	0	0	27	32	30	37	33	27	0	186
Female	0	0	0	0	0	0	0	29	23	27	28	27	27	0	161
Total	0	0	0	0	0	0	0	56	55	57	65	60	54	0	347

Enrolment By Grade
For 132 - Botwood Collegiate, Botwood



* Data from the 2010-2011 AGR(Enrolment/Age as of the last day in Sept./Dec.)

** Newfoundland Statistics Classification System

*** May include itinerant teachers

District 3 - Nova Central

#133 - Memorial Academy, Botwood

Classification: Urban
Offers Distance Education: No

Grades: K-6 Number of Grades: 7

[School FTE PTR : 12.2](#)
[District FTE PTR : 11.5](#)
[Provincial FTE PTR : 12.0](#)

[FTE Teachers](#) *** : 25.8

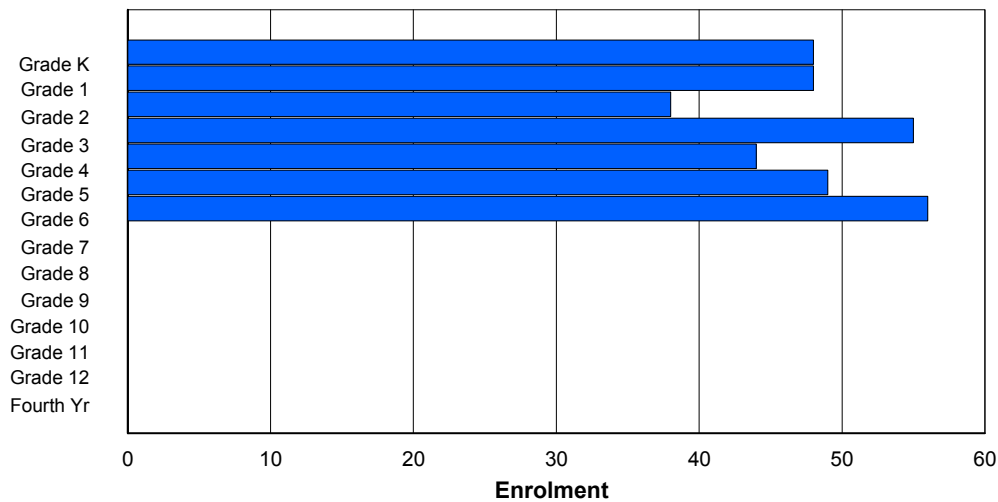
Enrolment By Age and Gender

Gender	Age																Total
	5	6	7	8	9	10	11	12	13	14	15	16	17	18	19	20>	
Male	24	27	21	23	24	24	25	2	0	0	0	0	0	0	0	0	170
Female	24	21	15	33	21	24	30	0	0	0	0	0	0	0	0	0	168
Total	48	48	36	56	45	48	55	2	0	0	0	0	0	0	0	0	338

Enrolment By Grade and Gender

Gender	Grade														Total
	K	1	2	3	4	5	6	7	8	9	10	11	12	4th	
Male	24	27	22	23	24	24	26	0	0	0	0	0	0	0	170
Female	24	21	16	32	20	25	30	0	0	0	0	0	0	0	168
Total	48	48	38	55	44	49	56	0	0	0	0	0	0	0	338

Enrolment By Grade
For 133 - Memorial Academy, Botwood



* Data from the 2010-2011 AGR(Enrolment/Age as of the last day in Sept./Dec.)

** Newfoundland Statistics Classification System

*** May include itinerant teachers

District 3 - Nova Central

#138 - Victoria Academy, Gaultois

Classification: Rural
Offers Distance Education: Yes

Grades: 1-4,6-9,11 Number of Grades: 9

[School FTE PTR : 5.4](#)
[District FTE PTR : 11.5](#)
[Provincial FTE PTR : 12.0](#)

[FTE Teachers](#) *** : 5.0

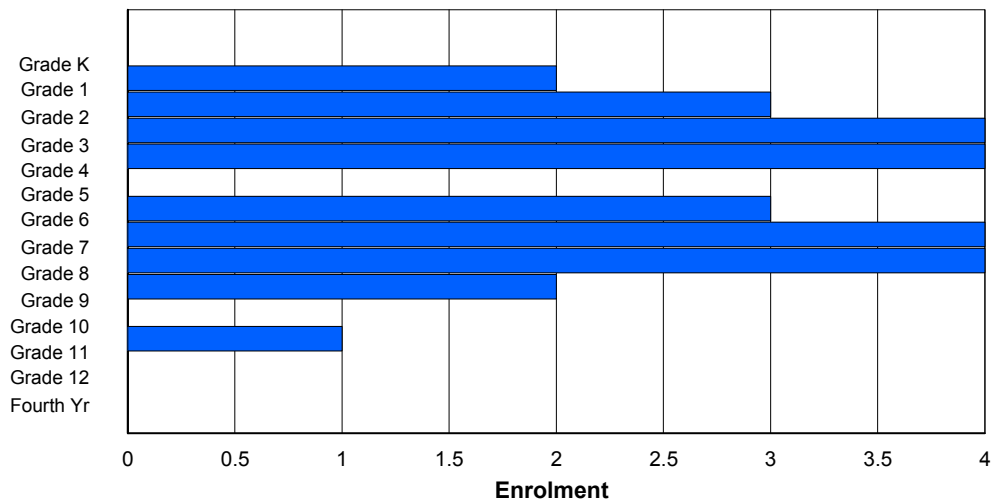
Enrolment By Age and Gender

Gender	Age																Total
	5	6	7	8	9	10	11	12	13	14	15	16	17	18	19	20>	
Male	0	1	2	2	2	0	1	2	3	2	0	0	0	0	0	0	15
Female	0	1	1	2	2	0	2	2	1	0	0	1	0	0	0	0	12
Total	0	2	3	4	4	0	3	4	4	2	0	1	0	0	0	0	27

Enrolment By Grade and Gender

Gender	Grade														Total
	K	1	2	3	4	5	6	7	8	9	10	11	12	4th	
Male	0	1	2	2	2	0	1	2	3	2	0	0	0	0	15
Female	0	1	1	2	2	0	2	2	1	0	0	1	0	0	12
Total	0	2	3	4	4	0	3	4	4	2	0	1	0	0	27

Enrolment By Grade
For 138 - Victoria Academy, Gaultois



* Data from the 2010-2011 AGR(Enrolment/Age as of the last day in Sept./Dec.)

** Newfoundland Statistics Classification System

*** May include itinerant teachers

District 3 - Nova Central

#142 - Woodland Primary, Grand Falls-Windsor

Classification: Urban
Offers Distance Education: No

Grades: K-3 Number of Grades: 4

[School FTE PTR : 13.4](#)
[District FTE PTR : 11.5](#)
[Provincial FTE PTR : 12.0](#)

[FTE Teachers](#) *** : 28.8

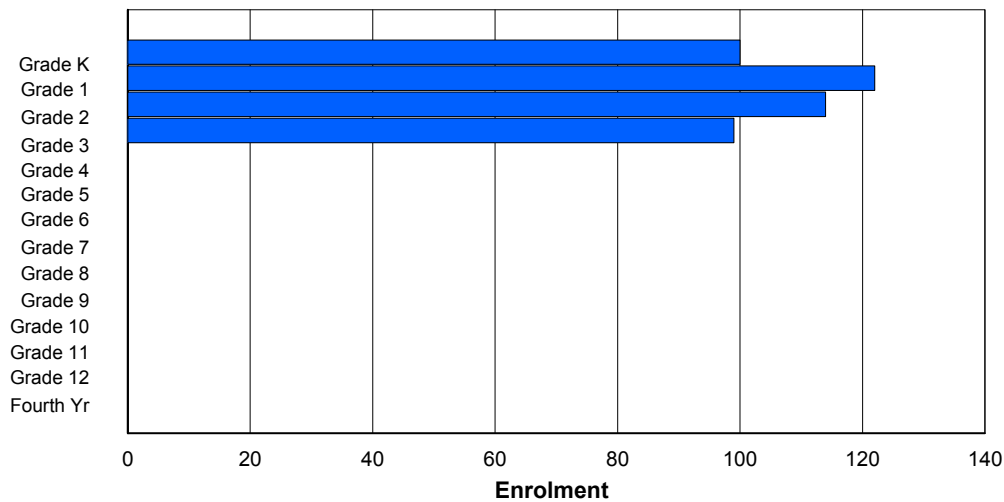
Enrolment By Age and Gender

Gender	Age																Total
	5	6	7	8	9	10	11	12	13	14	15	16	17	18	19	20>	
Male	52	67	60	46	0	0	0	0	0	0	0	0	0	0	0	0	225
Female	48	54	53	54	1	0	0	0	0	0	0	0	0	0	0	0	210
Total	100	121	113	100	1	0	0	0	0	0	0	0	0	0	0	0	435

Enrolment By Grade and Gender

Gender	Grade														Total
	K	1	2	3	4	5	6	7	8	9	10	11	12	4th	
Male	52	67	61	45	0	0	0	0	0	0	0	0	0	0	225
Female	48	55	53	54	0	0	0	0	0	0	0	0	0	0	210
Total	100	122	114	99	0	0	0	0	0	0	0	0	0	0	435

Enrolment By Grade
For 142 - Woodland Primary, Grand Falls-Windsor



* Data from the 2010-2011 AGR(Enrolment/Age as of the last day in Sept./Dec.)

** Newfoundland Statistics Classification System

*** May include itinerant teachers

District 3 - Nova Central

#143 - Millcrest Academy, Grand Falls-Windsor

Classification: Urban
Offers Distance Education: No

Grades: 4-6 Number of Grades: 3

[School FTE PTR : 13.1](#)
[District FTE PTR : 11.5](#)
[Provincial FTE PTR : 12.0](#)

[FTE Teachers](#) *** : 25.0

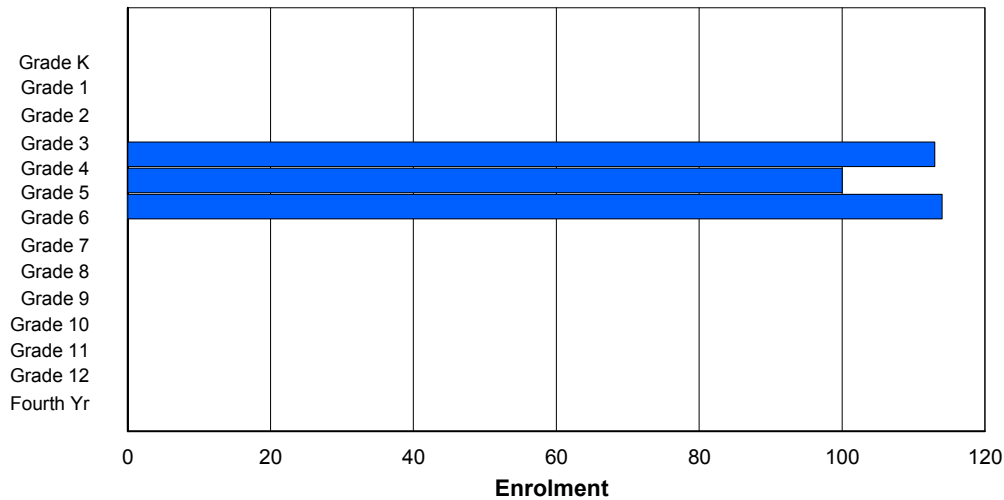
Enrolment By Age and Gender

Gender	Age																	Total
	5	6	7	8	9	10	11	12	13	14	15	16	17	18	19	20>		
Male	0	0	0	0	59	60	61	2	0	0	0	0	0	0	0	0	182	
Female	0	0	0	0	52	42	50	1	0	0	0	0	0	0	0	0	145	
Total	0	0	0	0	111	102	111	3	0	0	0	0	0	0	0	0	327	

Enrolment By Grade and Gender

Gender	Grade															Total
	K	1	2	3	4	5	6	7	8	9	10	11	12	4th		
Male	0	0	0	0	61	58	63	0	0	0	0	0	0	0	182	
Female	0	0	0	0	52	42	51	0	0	0	0	0	0	0	145	
Total	0	0	0	0	113	100	114	0	0	0	0	0	0	0	327	

Enrolment By Grade
For 143 - Millcrest Academy, Grand Falls-Windsor



* Data from the 2010-2011 AGR(Enrolment/Age as of the last day in Sept./Dec.)

** Newfoundland Statistics Classification System

*** May include itinerant teachers

District 3 - Nova Central

#144 - Sprucewood Academy, Grand Falls-Windsor

Classification: Urban
Offers Distance Education: No

Grades: K-6 Number of Grades: 7

[School FTE PTR : 12.1](#)
[District FTE PTR : 11.5](#)
[Provincial FTE PTR : 12.0](#)

[FTE Teachers](#) *** : 21.3

Enrolment By Age and Gender

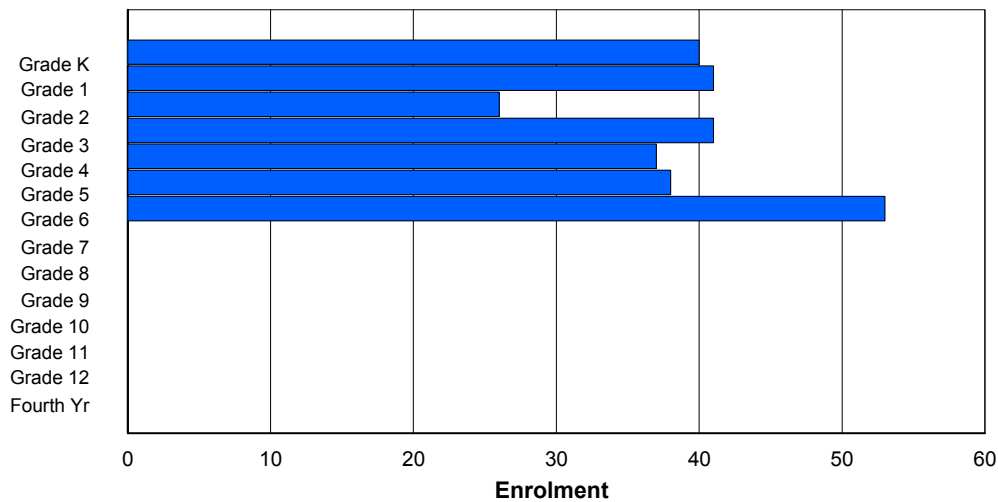
Gender	Age																Total
	5	6	7	8	9	10	11	12	13	14	15	16	17	18	19	20>	
Male	16	18	13	17	17	23	21	2	0	0	0	0	0	0	0	0	127
Female	24	23	13	24	19	16	30	0	0	0	0	0	0	0	0	0	149
Total	40	41	26	41	36	39	51	2	0	0	0	0	0	0	0	0	276

Enrolment By Grade and Gender

Gender	Grade														Total
	K	1	2	3	4	5	6	7	8	9	10	11	12	4th	
Male	16	18	13	17	18	22	23	0	0	0	0	0	0	0	127
Female	24	23	13	24	19	16	30	0	0	0	0	0	0	0	149
Total	40	41	26	41	37	38	53	0	0	0	0	0	0	0	276

Enrolment By Grade

For 144 - Sprucewood Academy, Grand Falls-Windsor



* Data from the 2010-2011 AGR(Enrolment/Age as of the last day in Sept./Dec.)

** Newfoundland Statistics Classification System

*** May include itinerant teachers

District 3 - Nova Central

#149 - King Academy, Harbour Breton

Classification: Rural
Offers Distance Education: Yes

Grades: 7-12 Number of Grades: 6

[School FTE PTR : 12.3](#)
[District FTE PTR : 11.5](#)
[Provincial FTE PTR : 12.0](#)

[FTE Teachers](#) *** : 12.0

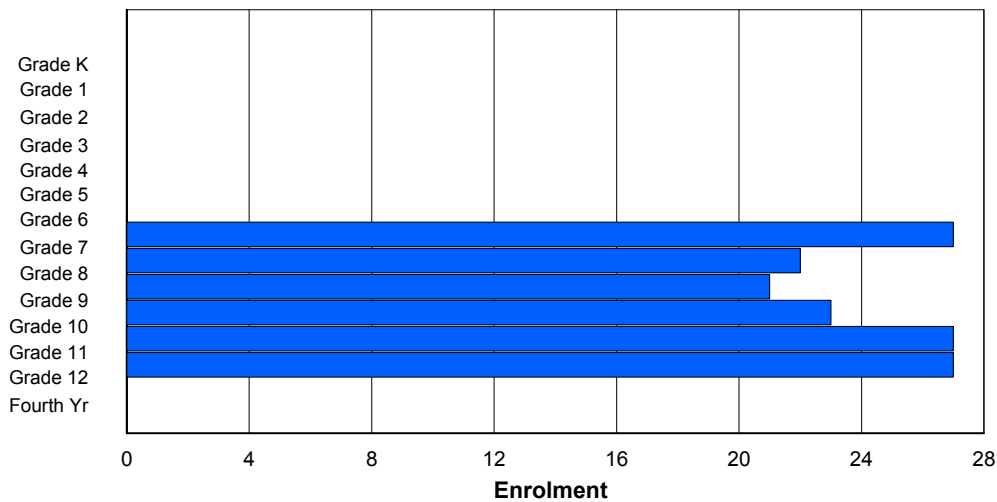
Enrolment By Age and Gender

Gender	Age																Total
	5	6	7	8	9	10	11	12	13	14	15	16	17	18	19	20>	
Male	0	0	0	0	0	0	0	13	16	11	11	15	19	0	0	0	85
Female	0	0	0	0	0	0	0	13	7	9	12	10	11	0	0	0	62
Total	0	0	0	0	0	0	0	26	23	20	23	25	30	0	0	0	147

Enrolment By Grade and Gender

Gender	Grade														Total
	K	1	2	3	4	5	6	7	8	9	10	11	12	4th	
Male	0	0	0	0	0	0	0	14	15	12	11	15	18	0	85
Female	0	0	0	0	0	0	0	13	7	9	12	12	9	0	62
Total	0	0	0	0	0	0	0	27	22	21	23	27	27	0	147

Enrolment By Grade
For 149 - King Academy, Harbour Breton



* Data from the 2010-2011 AGR(Enrolment/Age as of the last day in Sept./Dec.)

** Newfoundland Statistics Classification System

*** May include itinerant teachers

District 3 - Nova Central

#150 - St. Joseph's Elementary, Harbour Breton

Classification: Rural
Offers Distance Education: No

Grades: K-6 Number of Grades: 7

[School FTE PTR : 11.0](#)
[District FTE PTR : 11.5](#)
[Provincial FTE PTR : 12.0](#)

[FTE Teachers](#) *** : 11.0

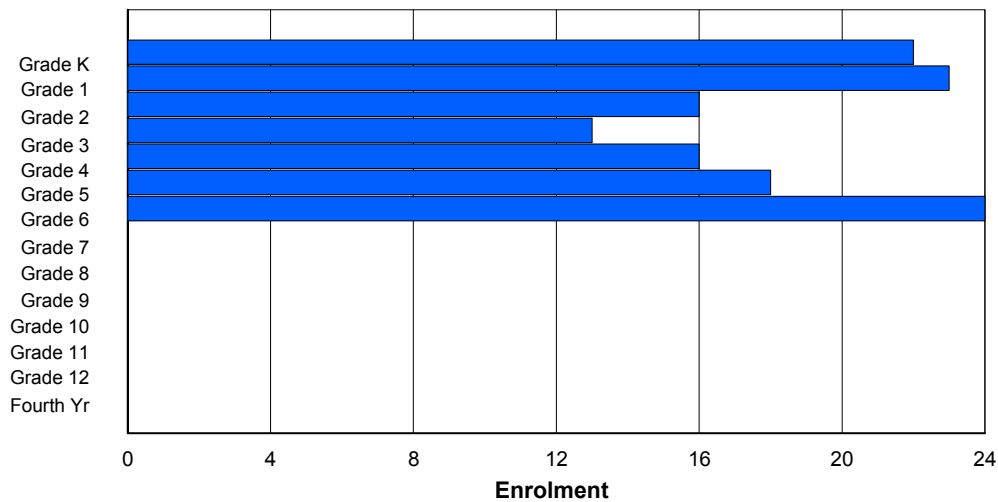
Enrolment By Age and Gender

Gender	Age																	Total
	5	6	7	8	9	10	11	12	13	14	15	16	17	18	19	20>		
Male	11	14	9	5	9	12	10	0	0	0	0	0	0	0	0	0	70	
Female	11	9	7	8	5	8	14	0	0	0	0	0	0	0	0	0	62	
Total	22	23	16	13	14	20	24	0	0	0	0	0	0	0	0	0	132	

Enrolment By Grade and Gender

Gender	Grade															Total
	K	1	2	3	4	5	6	7	8	9	10	11	12	4th		
Male	11	14	9	5	10	11	10	0	0	0	0	0	0	0	70	
Female	11	9	7	8	6	7	14	0	0	0	0	0	0	0	62	
Total	22	23	16	13	16	18	24	0	0	0	0	0	0	0	132	

Enrolment By Grade
For 150 - St. Joseph's Elementary, Harbour Breton



* Data from the 2010-2011 AGR(Enrolment/Age as of the last day in Sept./Dec.)

** Newfoundland Statistics Classification System

*** May include itinerant teachers

District 3 - Nova Central

#151 - John Watkins Academy, Hermitage

Classification: Rural
Offers Distance Education: Yes

Grades: K-12 Number of Grades: 13

[School FTE PTR : 6.6](#)
[District FTE PTR : 11.5](#)
[Provincial FTE PTR : 12.0](#)

[FTE Teachers](#) *** : 10.8

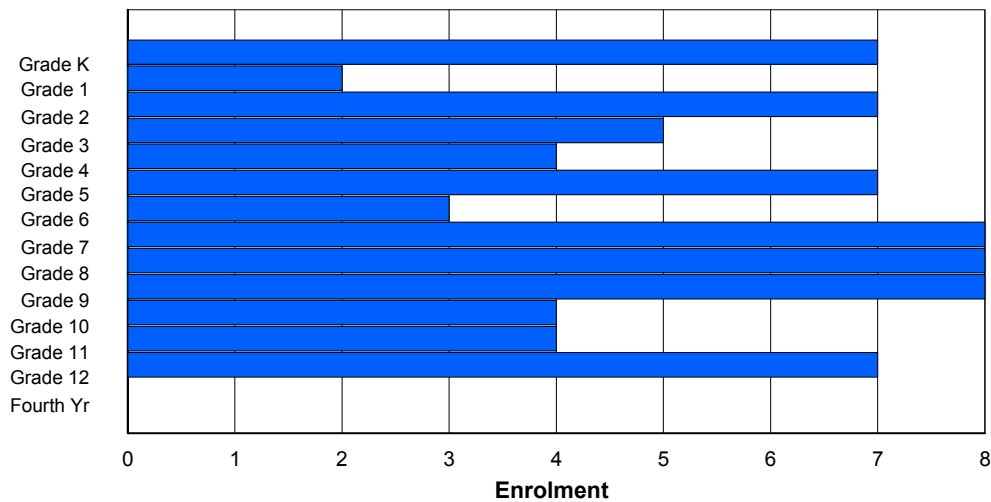
Enrolment By Age and Gender

Gender	Age																	Total
	5	6	7	8	9	10	11	12	13	14	15	16	17	18	19	20>		
Male	3	1	2	2	3	4	2	2	3	4	2	2	2	0	0	0	32	
Female	4	1	5	3	1	3	1	6	5	4	2	2	5	0	0	0	42	
Total	7	2	7	5	4	7	3	8	8	8	4	4	7	0	0	0	74	

Enrolment By Grade and Gender

Gender	Grade															Total
	K	1	2	3	4	5	6	7	8	9	10	11	12	4th		
Male	3	1	2	2	3	4	2	2	3	4	2	2	2	0	32	
Female	4	1	5	3	1	3	1	6	5	4	2	2	5	0	42	
Total	7	2	7	5	4	7	3	8	8	8	4	4	7	0	74	

Enrolment By Grade
For 151 - John Watkins Academy, Hermitage



* Data from the 2010-2011 AGR(Enrolment/Age as of the last day in Sept./Dec.)

** Newfoundland Statistics Classification System

*** May include itinerant teachers

District 3 - Nova Central

#152 - Valmont Academy, King's Point

Classification: Rural
Offers Distance Education: Yes

Grades: K-12 Number of Grades: 13

[School FTE PTR : 9.9](#)
[District FTE PTR : 11.5](#)
[Provincial FTE PTR : 12.0](#)

[FTE Teachers](#) *** : 13.8

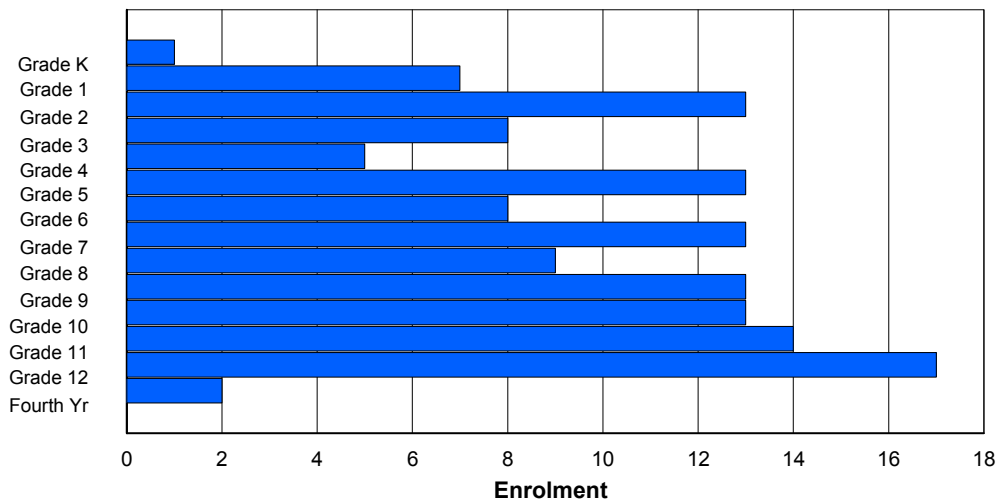
Enrolment By Age and Gender

Gender	Age																Total
	5	6	7	8	9	10	11	12	13	14	15	16	17	18	19	20>	
Male	0	2	5	3	1	4	3	8	4	9	8	4	7	5	0	0	63
Female	1	5	8	5	4	9	5	4	6	4	5	8	8	1	0	0	73
Total	1	7	13	8	5	13	8	12	10	13	13	12	15	6	0	0	136

Enrolment By Grade and Gender

Gender	Grade														Total
	K	1	2	3	4	5	6	7	8	9	10	11	12	4th	
Male	0	2	5	3	1	4	3	9	3	9	8	5	10	1	63
Female	1	5	8	5	4	9	5	4	6	4	5	9	7	1	73
Total	1	7	13	8	5	13	8	13	9	13	13	14	17	2	136

Enrolment By Grade
For 152 - Valmont Academy, King's Point



* Data from the 2010-2011 AGR(Enrolment/Age as of the last day in Sept./Dec.)

** Newfoundland Statistics Classification System

*** May include itinerant teachers

District 3 - Nova Central

#153 - Cape John Collegiate, La Scie

Classification: Rural
Offers Distance Education: Yes

Grades: 7-12 Number of Grades: 6

[School FTE PTR : 12.1](#)
[District FTE PTR : 11.5](#)
[Provincial FTE PTR : 12.0](#)

[FTE Teachers](#) *** : 10.0

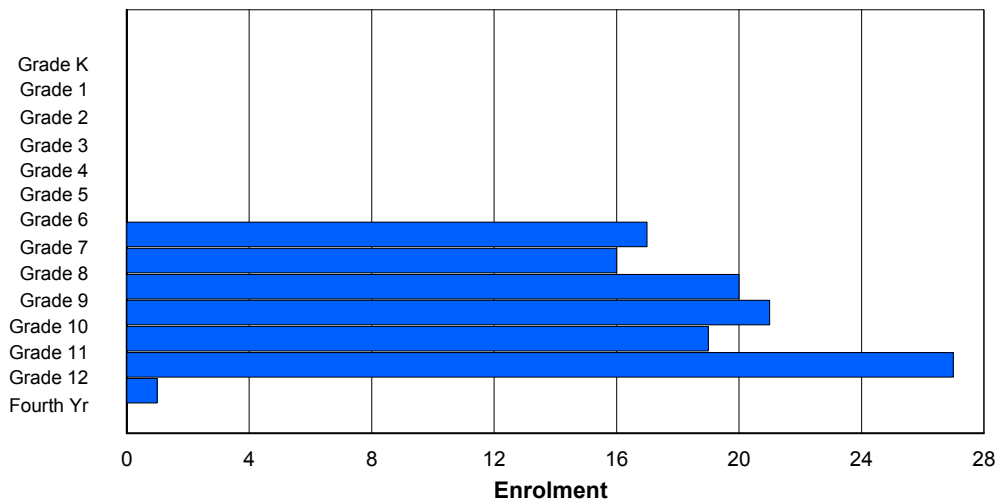
Enrolment By Age and Gender

Gender	Age																Total
	5	6	7	8	9	10	11	12	13	14	15	16	17	18	19	20>	
Male	0	0	0	0	0	0	0	8	10	10	9	7	15	1	0	0	60
Female	0	0	0	0	0	0	0	9	6	11	11	12	11	1	0	0	61
Total	0	0	0	0	0	0	0	17	16	21	20	19	26	2	0	0	121

Enrolment By Grade and Gender

Gender	Grade														Total
	K	1	2	3	4	5	6	7	8	9	10	11	12	4th	
Male	0	0	0	0	0	0	0	8	10	9	10	7	15	1	60
Female	0	0	0	0	0	0	0	9	6	11	11	12	12	0	61
Total	0	0	0	0	0	0	0	17	16	20	21	19	27	1	121

Enrolment By Grade
For 153 - Cape John Collegiate, La Scie



* Data from the 2010-2011 AGR(Enrolment/Age as of the last day in Sept./Dec.)

** Newfoundland Statistics Classification System

*** May include itinerant teachers

District 3 - Nova Central

#154 - Hillside Elementary, La Scie

Classification: Rural
Offers Distance Education: No

Grades: K-6 Number of Grades: 7

[School FTE PTR : 10.2](#)
[District FTE PTR : 11.5](#)
[Provincial FTE PTR : 12.0](#)

[FTE Teachers](#) *** : 9.8

Enrolment By Age and Gender

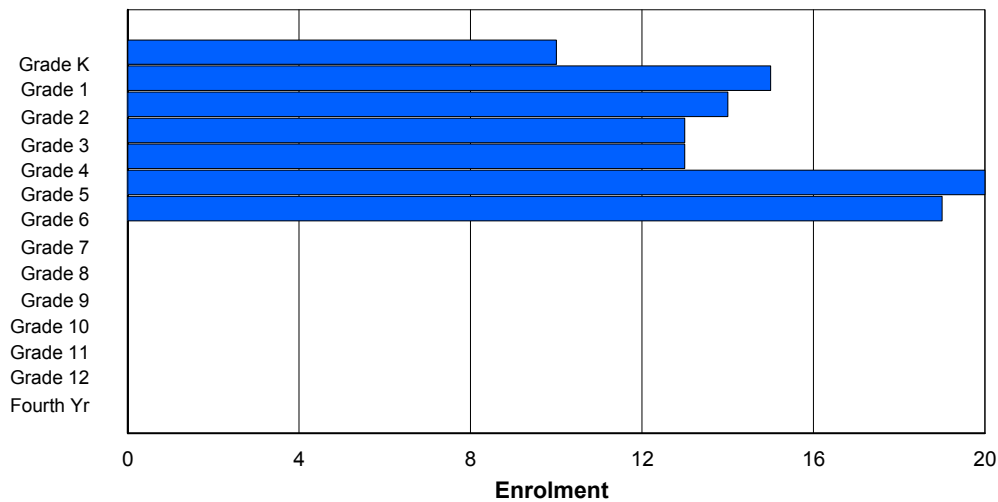
Gender	Age																Total
	5	6	7	8	9	10	11	12	13	14	15	16	17	18	19	20>	
Male	7	6	8	6	6	9	8	0	0	0	0	0	0	0	0	0	50
Female	3	9	6	7	8	10	11	0	0	0	0	0	0	0	0	0	54
Total	10	15	14	13	14	19	19	0	0	0	0	0	0	0	0	0	104

Enrolment By Grade and Gender

Gender	Grade														Total
	K	1	2	3	4	5	6	7	8	9	10	11	12	4th	
Male	7	6	8	6	5	10	8	0	0	0	0	0	0	0	50
Female	3	9	6	7	8	10	11	0	0	0	0	0	0	0	54
Total	10	15	14	13	13	20	19	0	0	0	0	0	0	0	104

Enrolment By Grade

For 154 - Hillside Elementary, La Scie



* Data from the 2010-2011 AGR(Enrolment/Age as of the last day in Sept./Dec.)

** Newfoundland Statistics Classification System

*** May include itinerant teachers

District 3 - Nova Central

#155 - Leading Ticks Primary, Leading Ticks

Classification: Rural
Offers Distance Education: No

Grades: K-3 Number of Grades: 4

[School FTE PTR : 4.5](#)
[District FTE PTR : 11.5](#)
[Provincial FTE PTR : 12.0](#)

[FTE Teachers](#) *** : 2.0

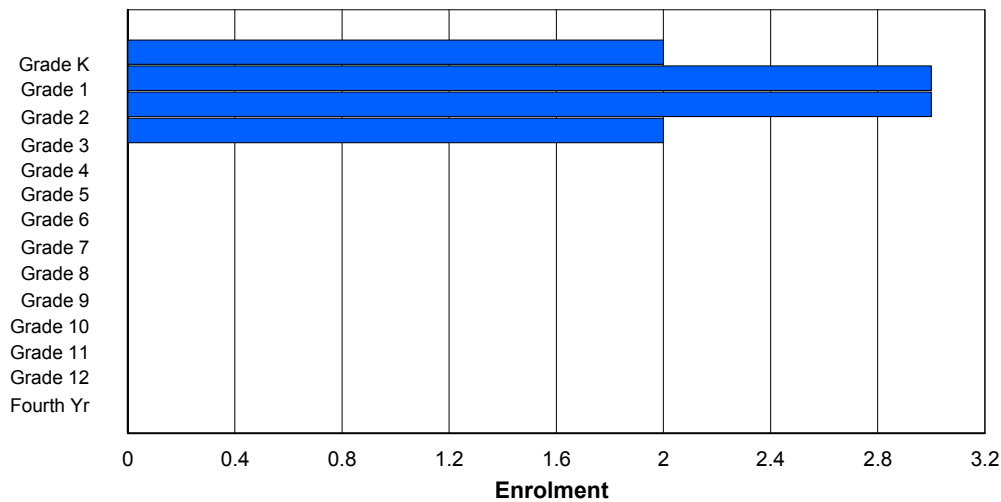
Enrolment By Age and Gender

Gender	Age																Total
	5	6	7	8	9	10	11	12	13	14	15	16	17	18	19	20>	
Male	0	2	2	1	0	0	0	0	0	0	0	0	0	0	0	0	5
Female	2	1	1	1	0	0	0	0	0	0	0	0	0	0	0	0	5
Total	2	3	3	2	0	0	0	0	0	0	0	0	0	0	0	0	10

Enrolment By Grade and Gender

Gender	Grade														Total
	K	1	2	3	4	5	6	7	8	9	10	11	12	4th	
Male	0	2	2	1	0	0	0	0	0	0	0	0	0	0	5
Female	2	1	1	1	0	0	0	0	0	0	0	0	0	0	5
Total	2	3	3	2	0	0	0	0	0	0	0	0	0	0	10

Enrolment By Grade
For 155 - Leading Ticks Primary, Leading Ticks



* Data from the 2010-2011 AGR(Enrolment/Age as of the last day in Sept./Dec.)

** Newfoundland Statistics Classification System

*** May include itinerant teachers

District 3 - Nova Central

#156 - H.L. Strong Academy, Little Bay Islands

Classification: Rural
Offers Distance Education: Yes

Grades: 5,8,12 Number of Grades: 3

[School FTE PTR : 2.0](#)
[District FTE PTR : 11.5](#)
[Provincial FTE PTR : 12.0](#)

[FTE Teachers](#) *** : 2.0

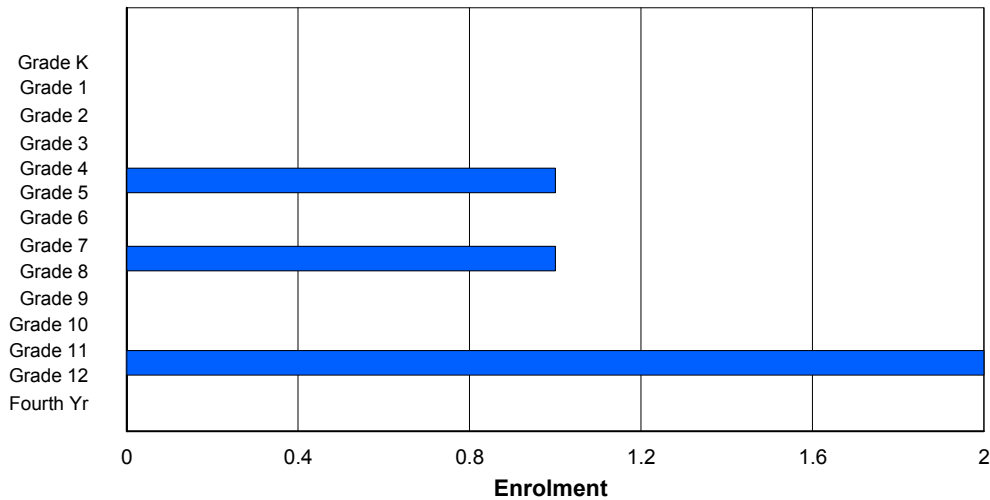
Enrolment By Age and Gender

Gender	Age																	Total
	5	6	7	8	9	10	11	12	13	14	15	16	17	18	19	20>		
Male	0	0	0	0	0	1	0	0	0	0	0	0	0	0	0	0	1	
Female	0	0	0	0	0	0	0	0	1	0	0	0	2	0	0	0	3	
Total	0	0	0	0	0	1	0	0	1	0	0	0	2	0	0	0	4	

Enrolment By Grade and Gender

Gender	Grade															Total
	K	1	2	3	4	5	6	7	8	9	10	11	12	4th		
Male	0	0	0	0	0	1	0	0	0	0	0	0	0	0	1	
Female	0	0	0	0	0	0	0	0	1	0	0	0	2	0	3	
Total	0	0	0	0	0	1	0	0	1	0	0	0	2	0	4	

Enrolment By Grade
For 156 - H.L. Strong Academy, Little Bay Islands



* Data from the 2010-2011 AGR(Enrolment/Age as of the last day in Sept./Dec.)

** Newfoundland Statistics Classification System

*** May include itinerant teachers

District 3 - Nova Central

#157 - St. Peter's AG, McCallum

Classification: Rural
Offers Distance Education: Yes

Grades: 1,4-5,7-11 Number of Grades: 8

[School FTE PTR : 3.3](#)
[District FTE PTR : 11.5](#)
[Provincial FTE PTR : 12.0](#)

[FTE Teachers](#) *** : 2.8

Enrolment By Age and Gender

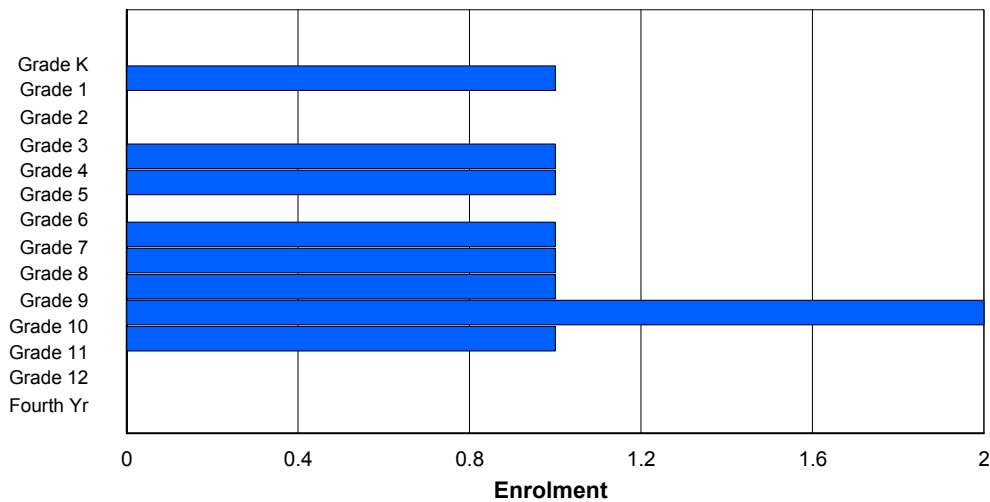
Gender	Age																Total
	5	6	7	8	9	10	11	12	13	14	15	16	17	18	19	20>	
Male	0	0	0	0	0	0	0	1	1	1	1	0	0	0	0	0	4
Female	0	1	0	0	1	1	0	0	0	0	1	1	0	0	0	0	5
Total	0	1	0	0	1	1	0	1	1	1	2	1	0	0	0	0	9

Enrolment By Grade and Gender

Gender	Grade														Total
	K	1	2	3	4	5	6	7	8	9	10	11	12	4th	
Male	0	0	0	0	0	0	0	1	1	1	1	0	0	0	4
Female	0	1	0	0	1	1	0	0	0	0	1	1	0	0	5
Total	0	1	0	0	1	1	0	1	1	1	2	1	0	0	9

Enrolment By Grade

For 157 - St. Peter's AG, McCallum



* Data from the 2010-2011 AGR(Enrolment/Age as of the last day in Sept./Dec.)

** Newfoundland Statistics Classification System

*** May include itinerant teachers

District 3 - Nova Central

#158 - MSB Regional Academy, Middle Arm

Classification: Rural
Offers Distance Education: Yes

Grades: K-12 Number of Grades: 13

[School FTE PTR : 8.8](#)
[District FTE PTR : 11.5](#)
[Provincial FTE PTR : 12.0](#)

[FTE Teachers](#) *** : 18.0

Enrolment By Age and Gender

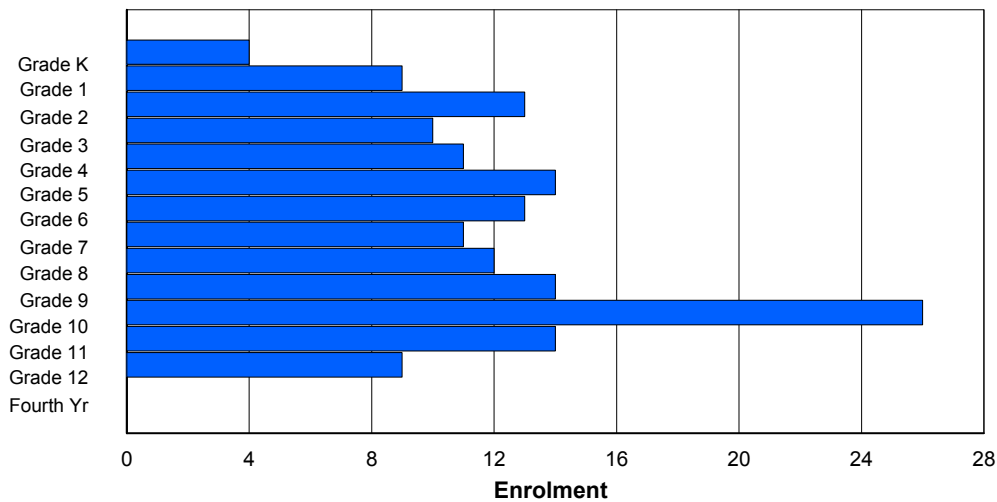
Gender	Age																Total
	5	6	7	8	9	10	11	12	13	14	15	16	17	18	19	20>	
Male	2	6	4	7	5	6	8	5	7	6	9	9	5	0	0	0	79
Female	2	3	9	3	6	8	5	6	5	8	15	6	5	0	0	0	81
Total	4	9	13	10	11	14	13	11	12	14	24	15	10	0	0	0	160

Enrolment By Grade and Gender

Gender	Grade														Total
	K	1	2	3	4	5	6	7	8	9	10	11	12	4th	
Male	2	6	4	7	5	6	8	5	7	6	11	8	4	0	79
Female	2	3	9	3	6	8	5	6	5	8	15	6	5	0	81
Total	4	9	13	10	11	14	13	11	12	14	26	14	9	0	160

Enrolment By Grade

For 158 - MSB Regional Academy, Middle Arm



* Data from the 2010-2011 AGR(Enrolment/Age as of the last day in Sept./Dec.)

** Newfoundland Statistics Classification System

*** May include itinerant teachers

District 3 - Nova Central

#160 - Bayview Primary, Nipper's Harbour

Grades: K-1,3

Number of Grades: 3

[FTE Teachers](#) *** : 1.0

Classification: Rural

Offers Distance Education: No

[School FTE PTR : 4.0](#)

[District FTE PTR : 11.5](#)

[Provincial FTE PTR : 12.0](#)

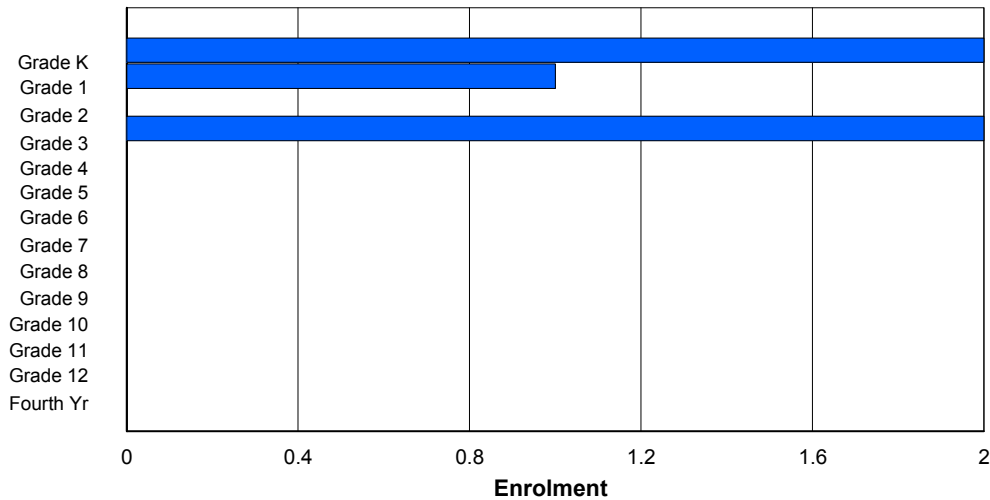
Enrolment By Age and Gender

Gender	Age																	Total
	5	6	7	8	9	10	11	12	13	14	15	16	17	18	19	20>		
Male	0	1	0	2	0	0	0	0	0	0	0	0	0	0	0	0	0	3
Female	2	0	0	0	0	0	0	0	0	0	0	0	0	0	0	0	0	2
Total	2	1	0	2	0	0	0	0	0	0	0	0	0	0	0	0	0	5

Enrolment By Grade and Gender

Gender	Grade															Total
	K	1	2	3	4	5	6	7	8	9	10	11	12	4th		
Male	0	1	0	2	0	0	0	0	0	0	0	0	0	0	0	3
Female	2	0	0	0	0	0	0	0	0	0	0	0	0	0	0	2
Total	2	1	0	2	0	0	0	0	0	0	0	0	0	0	0	5

Enrolment By Grade
For 160 - Bayview Primary, Nipper's Harbour



* Data from the 2010-2011 AGR(Enrolment/Age as of the last day in Sept./Dec.)

** Newfoundland Statistics Classification System

*** May include itinerant teachers

District 3 - Nova Central

#162 - Dorset Collegiate, Pilley's Island

Grades: 7-12

Number of Grades: 6

[FTE Teachers](#) *** : 15.0

Classification: Rural
Offers Distance Education: Yes

[School FTE PTR : 12.3](#)

[District FTE PTR : 11.5](#)

[Provincial FTE PTR : 12.0](#)

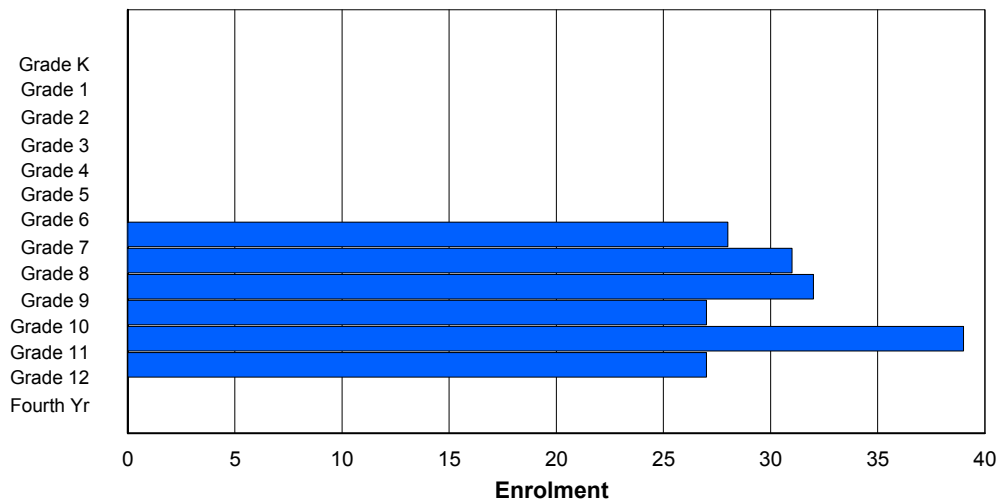
Enrolment By Age and Gender

Gender	Age																	Total
	5	6	7	8	9	10	11	12	13	14	15	16	17	18	19	20>		
Male	0	0	0	0	1	0	0	12	13	19	10	17	11	7	1	0	91	
Female	0	0	0	0	0	0	0	15	17	14	15	14	18	0	0	0	93	
Total	0	0	0	0	1	0	0	27	30	33	25	31	29	7	1	0	184	

Enrolment By Grade and Gender

Gender	Grade															Total
	K	1	2	3	4	5	6	7	8	9	10	11	12	4th		
Male	0	0	0	0	0	0	0	12	15	18	10	24	12	0	91	
Female	0	0	0	0	0	0	0	16	16	14	17	15	15	0	93	
Total	0	0	0	0	0	0	0	28	31	32	27	39	27	0	184	

Enrolment By Grade
For 162 - Dorset Collegiate, Pilley's Island



* Data from the 2010-2011 AGR(Enrolment/Age as of the last day in Sept./Dec.)

** Newfoundland Statistics Classification System

*** May include itinerant teachers

District 3 - Nova Central

#163 - Point Leamington Academy, Point Leamington

Classification: Rural
Offers Distance Education: Yes

Grades: K-12 Number of Grades: 13

[School FTE PTR : 8.4](#)
[District FTE PTR : 11.5](#)
[Provincial FTE PTR : 12.0](#)

[FTE Teachers](#) *** : 12.5

Enrolment By Age and Gender

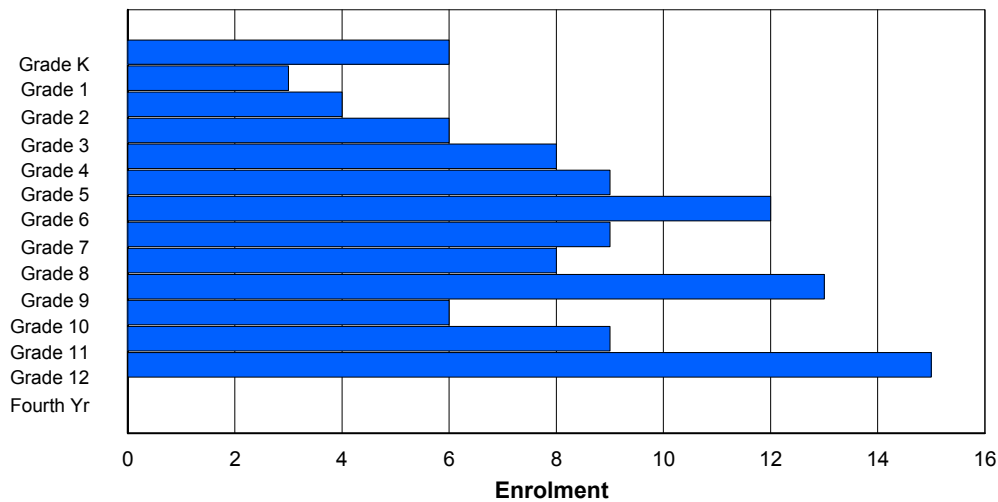
Gender	Age																Total
	5	6	7	8	9	10	11	12	13	14	15	16	17	18	19	20>	
Male	3	1	4	4	7	3	8	4	1	6	3	6	7	1	0	0	58
Female	3	2	0	2	1	5	5	5	7	7	3	3	7	0	0	0	50
Total	6	3	4	6	8	8	13	9	8	13	6	9	14	1	0	0	108

Enrolment By Grade and Gender

Gender	Grade														Total
	K	1	2	3	4	5	6	7	8	9	10	11	12	4th	
Male	3	1	4	4	7	4	7	4	1	6	3	6	8	0	58
Female	3	2	0	2	1	5	5	5	7	7	3	3	7	0	50
Total	6	3	4	6	8	9	12	9	8	13	6	9	15	0	108

Enrolment By Grade

For 163 - Point Leamington Academy, Point Leamington



* Data from the 2010-2011 AGR(Enrolment/Age as of the last day in Sept./Dec.)

** Newfoundland Statistics Classification System

*** May include itinerant teachers

District 3 - Nova Central

#165 - St. Stephen's AG, Rencontre East

Classification: Rural
Offers Distance Education: Yes

Grades: K-1,3,5-6,8-11 Number of Grades: 9

[School FTE PTR : 4.1](#)
[District FTE PTR : 11.5](#)
[Provincial FTE PTR : 12.0](#)

[FTE Teachers](#) *** : 4.0

Enrolment By Age and Gender

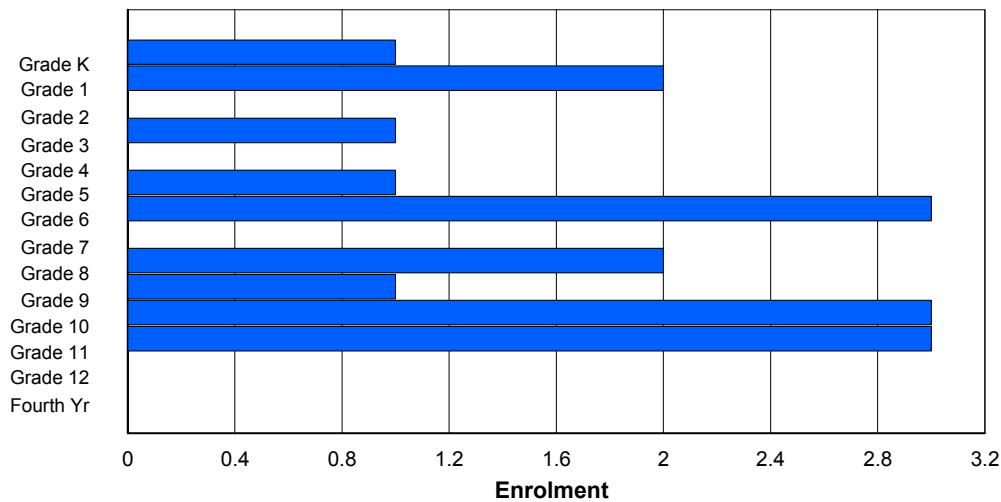
Gender	Age																Total
	5	6	7	8	9	10	11	12	13	14	15	16	17	18	19	20>	
Male	0	1	0	0	0	1	2	0	1	1	1	3	0	0	0	0	10
Female	1	1	0	1	0	0	1	0	1	0	2	0	0	0	0	0	7
Total	1	2	0	1	0	1	3	0	2	1	3	3	0	0	0	0	17

Enrolment By Grade and Gender

Gender	Grade															Total
	K	1	2	3	4	5	6	7	8	9	10	11	12	4th		
Male	0	1	0	0	0	1	2	0	1	1	1	3	0	0	10	
Female	1	1	0	1	0	0	1	0	1	0	2	0	0	0	7	
Total	1	2	0	1	0	1	3	0	2	1	3	3	0	0	17	

Enrolment By Grade

For 165 - St. Stephen's AG, Rencontre East



* Data from the 2010-2011 AGR(Enrolment/Age as of the last day in Sept./Dec.)

** Newfoundland Statistics Classification System

*** May include itinerant teachers

District 3 - Nova Central

#167 - Green Bay South Academy, Robert's Arm

Classification: Rural
Offers Distance Education: No

Grades: K-6 Number of Grades: 7

[School FTE PTR : 10.4](#)
[District FTE PTR : 11.5](#)
[Provincial FTE PTR : 12.0](#)

[FTE Teachers](#) *** : 13.0

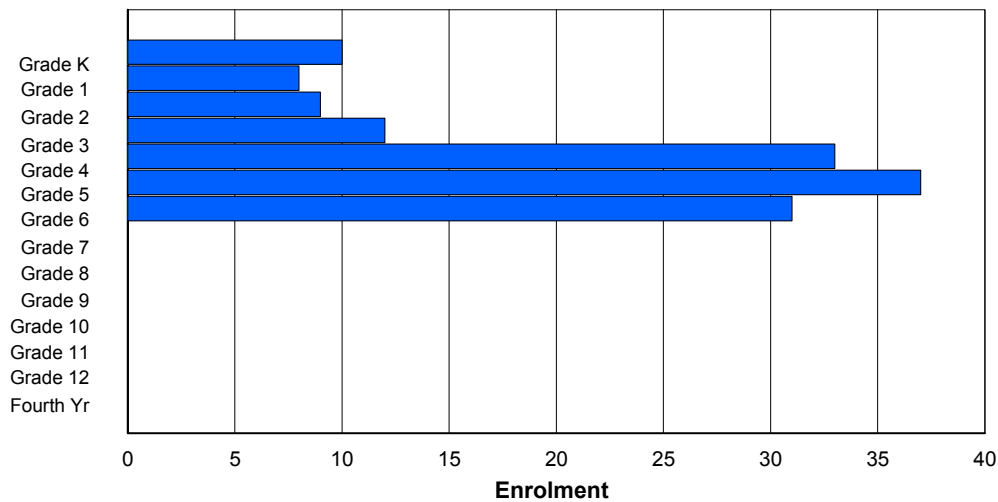
Enrolment By Age and Gender

Gender	Age																Total
	5	6	7	8	9	10	11	12	13	14	15	16	17	18	19	20>	
Male	4	3	6	7	21	19	19	0	0	0	0	0	0	0	0	0	79
Female	6	5	2	6	11	18	12	1	0	0	0	0	0	0	0	0	61
Total	10	8	8	13	32	37	31	1	0	0	0	0	0	0	0	0	140

Enrolment By Grade and Gender

Gender	Grade															Total
	K	1	2	3	4	5	6	7	8	9	10	11	12	4th		
Male	4	3	6	7	22	19	18	0	0	0	0	0	0	0	79	
Female	6	5	3	5	11	18	13	0	0	0	0	0	0	0	61	
Total	10	8	9	12	33	37	31	0	0	0	0	0	0	0	140	

Enrolment By Grade
For 167 - Green Bay South Academy, Robert's Arm



* Data from the 2010-2011 AGR(Enrolment/Age as of the last day in Sept./Dec.)

** Newfoundland Statistics Classification System

*** May include itinerant teachers

District 3 - Nova Central

#171 - Indian River High School, Springdale

Classification: Rural
Offers Distance Education: No

Grades: 7-12 Number of Grades: 6

[School FTE PTR : 12.8](#)
[District FTE PTR : 11.5](#)
[Provincial FTE PTR : 12.0](#)

[FTE Teachers](#) *** : 20.8

Enrolment By Age and Gender

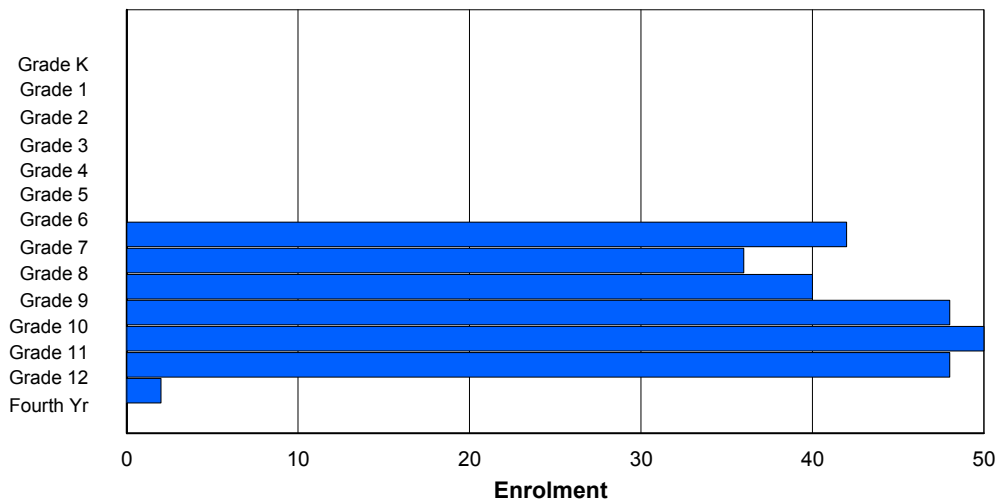
Gender	Age																Total
	5	6	7	8	9	10	11	12	13	14	15	16	17	18	19	20>	
Male	0	0	0	0	0	0	0	23	17	18	20	21	23	5	1	0	128
Female	0	0	0	0	0	0	0	18	18	23	24	29	24	2	0	0	138
Total	0	0	0	0	0	0	0	41	35	41	44	50	47	7	1	0	266

Enrolment By Grade and Gender

Gender	Grade														Total
	K	1	2	3	4	5	6	7	8	9	10	11	12	4th	
Male	0	0	0	0	0	0	0	23	19	17	20	25	22	2	128
Female	0	0	0	0	0	0	0	19	17	23	28	25	26	0	138
Total	0	0	0	0	0	0	0	42	36	40	48	50	48	2	266

Enrolment By Grade

For 171 - Indian River High School, Springdale



* Data from the 2010-2011 AGR(Enrolment/Age as of the last day in Sept./Dec.)

** Newfoundland Statistics Classification System

*** May include itinerant teachers

District 3 - Nova Central

#172 - Brian Peckford Primary, Triton

Classification: Rural
Offers Distance Education: No

Grades: K-3 Number of Grades: 4

[School FTE PTR : 8.9](#)
[District FTE PTR : 11.5](#)
[Provincial FTE PTR : 12.0](#)

[FTE Teachers](#) *** : 5.0

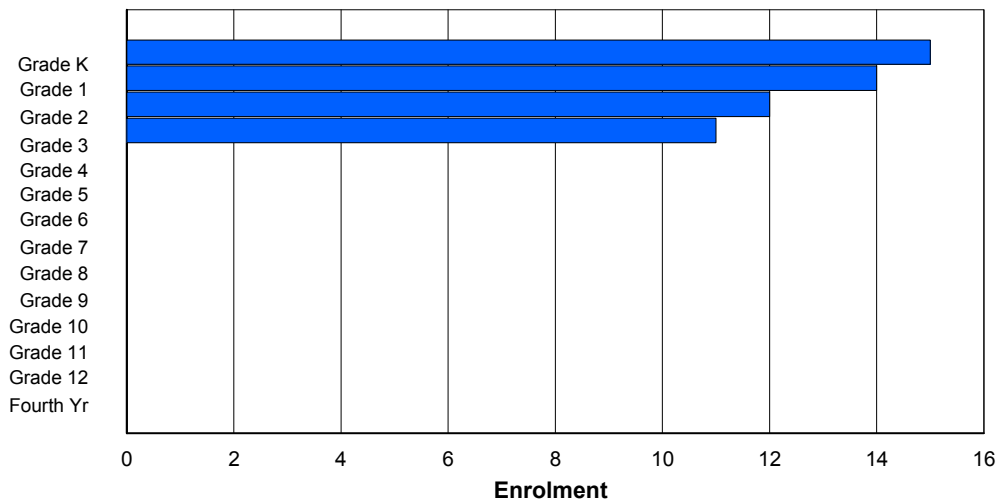
Enrolment By Age and Gender

Gender	Age																Total
	5	6	7	8	9	10	11	12	13	14	15	16	17	18	19	20>	
Male	11	11	6	7	0	0	0	0	0	0	0	0	0	0	0	0	35
Female	4	3	6	4	0	0	0	0	0	0	0	0	0	0	0	0	17
Total	15	14	12	11	0	0	0	0	0	0	0	0	0	0	0	0	52

Enrolment By Grade and Gender

Gender	Grade														Total
	K	1	2	3	4	5	6	7	8	9	10	11	12	4th	
Male	11	11	6	7	0	0	0	0	0	0	0	0	0	0	35
Female	4	3	6	4	0	0	0	0	0	0	0	0	0	0	17
Total	15	14	12	11	0	0	0	0	0	0	0	0	0	0	52

Enrolment By Grade
For 172 - Brian Peckford Primary, Triton



* Data from the 2010-2011 AGR(Enrolment/Age as of the last day in Sept./Dec.)

** Newfoundland Statistics Classification System

*** May include itinerant teachers

District 3 - Nova Central

#174 - St. Peter's Academy, Westport

Classification: Rural
Offers Distance Education: Yes

Grades: K,3-12

Number of Grades: 11

[School FTE PTR : 5.9](#)

[District FTE PTR : 11.5](#)

[Provincial FTE PTR : 12.0](#)

[FTE Teachers](#) *** : 5.8

Enrolment By Age and Gender

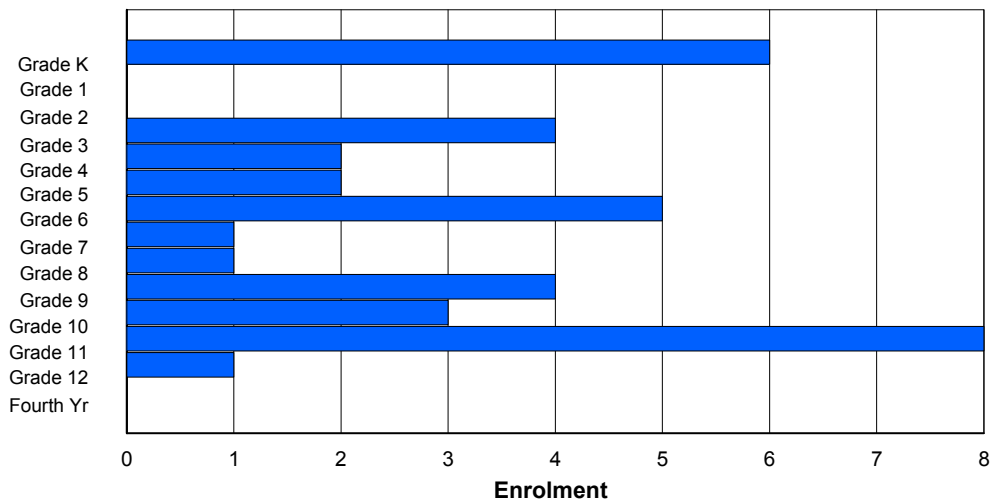
Gender	Age																	Total
	5	6	7	8	9	10	11	12	13	14	15	16	17	18	19	20>		
Male	3	0	0	1	0	0	3	0	1	0	2	1	1	0	0	0	12	
Female	3	0	0	3	2	2	2	1	0	4	1	5	2	0	0	0	25	
Total	6	0	0	4	2	2	5	1	1	4	3	6	3	0	0	0	37	

Enrolment By Grade and Gender

Gender	Grade															Total
	K	1	2	3	4	5	6	7	8	9	10	11	12	4th		
Male	3	0	0	1	0	0	3	0	1	0	2	1	1	0	12	
Female	3	0	0	3	2	2	2	1	0	4	1	7	0	0	25	
Total	6	0	0	4	2	2	5	1	1	4	3	8	1	0	37	

Enrolment By Grade

For 174 - St. Peter's Academy, Westport



* Data from the 2010-2011 AGR(Enrolment/Age as of the last day in Sept./Dec.)

** Newfoundland Statistics Classification System

*** May include itinerant teachers

District 3 - Nova Central

#177 - Greenwood Academy, Campbellton

Classification: Rural
Offers Distance Education: No

Grades: K-9 Number of Grades: 10

[School FTE PTR : 11.6](#)
[District FTE PTR : 11.5](#)
[Provincial FTE PTR : 12.0](#)

[FTE Teachers](#) *** : 13.5

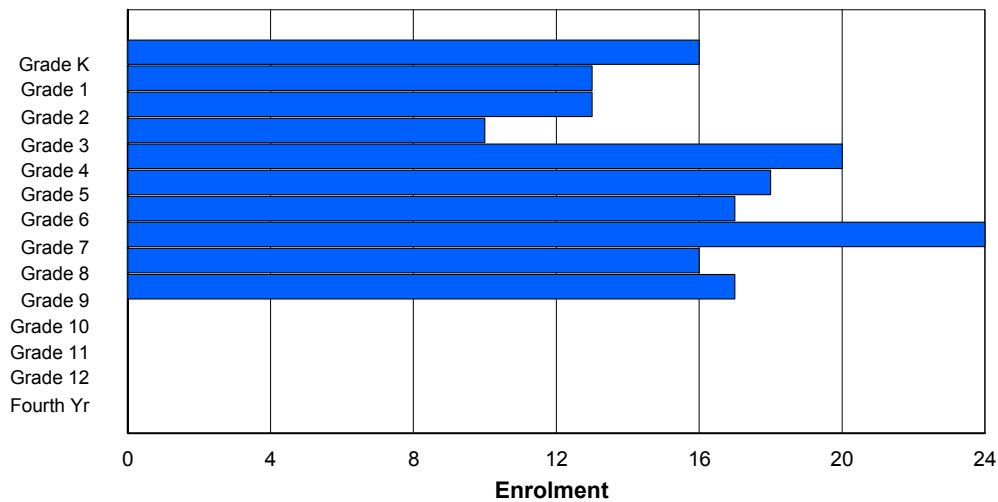
Enrolment By Age and Gender

Gender	Age																Total
	5	6	7	8	9	10	11	12	13	14	15	16	17	18	19	20>	
Male	12	5	5	3	12	13	5	12	2	8	0	0	0	0	0	0	77
Female	4	8	8	7	8	4	12	13	14	9	0	0	0	0	0	0	87
Total	16	13	13	10	20	17	17	25	16	17	0	0	0	0	0	0	164

Enrolment By Grade and Gender

Gender	Grade														Total
	K	1	2	3	4	5	6	7	8	9	10	11	12	4th	
Male	12	5	5	3	12	13	6	11	2	8	0	0	0	0	77
Female	4	8	8	7	8	5	11	13	14	9	0	0	0	0	87
Total	16	13	13	10	20	18	17	24	16	17	0	0	0	0	164

Enrolment By Grade
For 177 - Greenwood Academy, Campbellton



* Data from the 2010-2011 AGR(Enrolment/Age as of the last day in Sept./Dec.)

** Newfoundland Statistics Classification System

*** May include itinerant teachers

District 3 - Nova Central

#178 - Phoenix Academy, Carmanville

Classification: Rural
Offers Distance Education: Yes

Grades: K-12 Number of Grades: 13

[School FTE PTR : 11.3](#)
[District FTE PTR : 11.5](#)
[Provincial FTE PTR : 12.0](#)

[FTE Teachers](#) *** : 21.8

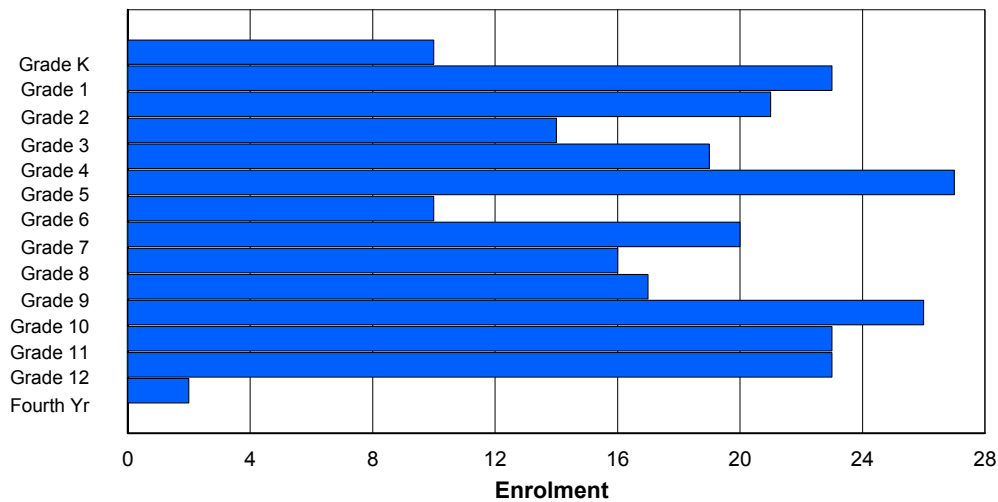
Enrolment By Age and Gender

Gender	Age																	Total
	5	6	7	8	9	10	11	12	13	14	15	16	17	18	19	20>		
Male	4	6	10	7	10	8	5	11	10	9	13	12	7	0	0	0	112	
Female	6	17	11	7	8	17	7	9	7	7	7	17	15	3	0	1	139	
Total	10	23	21	14	18	25	12	20	17	16	20	29	22	3	0	1	251	

Enrolment By Grade and Gender

Gender	Grade														Total
	K	1	2	3	4	5	6	7	8	9	10	11	12	4th	
Male	4	6	10	7	11	8	4	11	10	10	18	6	7	0	112
Female	6	17	11	7	8	19	6	9	6	7	8	17	16	2	139
Total	10	23	21	14	19	27	10	20	16	17	26	23	23	2	251

Enrolment By Grade
For 178 - Phoenix Academy, Carmanville



* Data from the 2010-2011 AGR(Enrolment/Age as of the last day in Sept./Dec.)

** Newfoundland Statistics Classification System

*** May include itinerant teachers

District 3 - Nova Central

#179 - Centreville Academy, Centreville-Wareham

Classification: Rural
Offers Distance Education: No

Grades: K-9 Number of Grades: 10

[School FTE PTR : 9.8](#)
[District FTE PTR : 11.5](#)
[Provincial FTE PTR : 12.0](#)

[FTE Teachers](#) *** : 11.5

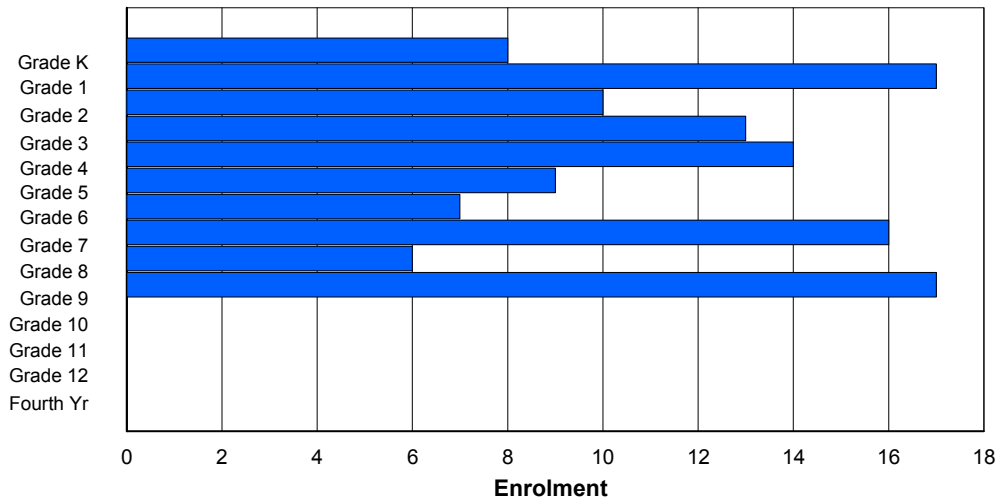
Enrolment By Age and Gender

Gender	Age																Total
	5	6	7	8	9	10	11	12	13	14	15	16	17	18	19	20>	
Male	6	11	7	5	9	5	3	4	6	10	0	0	0	0	1	0	67
Female	2	6	3	8	5	4	4	12	0	6	0	0	0	0	0	0	50
Total	8	17	10	13	14	9	7	16	6	16	0	0	0	0	1	0	117

Enrolment By Grade and Gender

Gender	Grade														Total
	K	1	2	3	4	5	6	7	8	9	10	11	12	4th	
Male	6	11	7	5	9	5	3	4	6	11	0	0	0	0	67
Female	2	6	3	8	5	4	4	12	0	6	0	0	0	0	50
Total	8	17	10	13	14	9	7	16	6	17	0	0	0	0	117

Enrolment By Grade
For 179 - Centreville Academy, Centreville-Wareham



* Data from the 2010-2011 AGR(Enrolment/Age as of the last day in Sept./Dec.)

** Newfoundland Statistics Classification System

*** May include itinerant teachers

District 3 - Nova Central

#180 - A. R. Scammell Academy, Change Islands

Grades: K-12 Number of Grades: 13

[FTE Teachers](#) *** : 5.0

Classification: Rural
Offers Distance Education: Yes

[School FTE PTR : 4.6](#)
[District FTE PTR : 11.5](#)
[Provincial FTE PTR : 12.0](#)

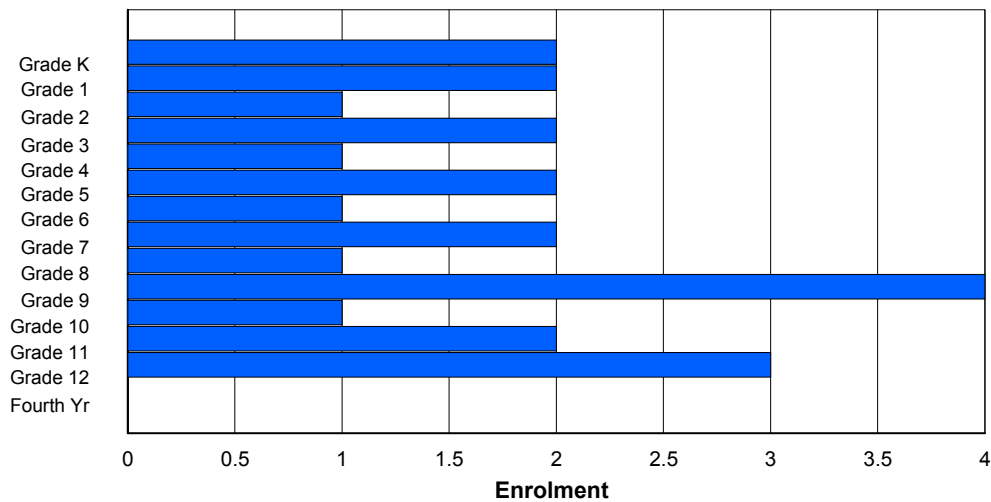
Enrolment By Age and Gender

Gender	Age																Total
	5	6	7	8	9	10	11	12	13	14	15	16	17	18	19	20>	
Male	0	2	0	1	1	0	0	0	0	2	1	1	0	1	0	0	9
Female	2	0	1	1	0	2	1	2	1	2	0	1	2	0	0	0	15
Total	2	2	1	2	1	2	1	2	1	4	1	2	2	1	0	0	24

Enrolment By Grade and Gender

Gender	Grade														Total
	K	1	2	3	4	5	6	7	8	9	10	11	12	4th	
Male	0	2	0	1	1	0	0	0	0	2	1	1	1	0	9
Female	2	0	1	1	0	2	1	2	1	2	0	1	2	0	15
Total	2	2	1	2	1	2	1	2	1	4	1	2	3	0	24

Enrolment By Grade
For 180 - A. R. Scammell Academy, Change Islands



* Data from the 2010-2011 AGR(Enrolment/Age as of the last day in Sept./Dec.)

** Newfoundland Statistics Classification System

*** May include itinerant teachers

District 3 - Nova Central

#182 - Charlottetown Primary, Charlottetown, B.B.

Classification: Rural
Offers Distance Education: No

Grades: 1-3 Number of Grades: 3

[School FTE PTR : 7.5](#)
[District FTE PTR : 11.5](#)
[Provincial FTE PTR : 12.0](#)

[FTE Teachers](#) *** : 2.0

Enrolment By Age and Gender

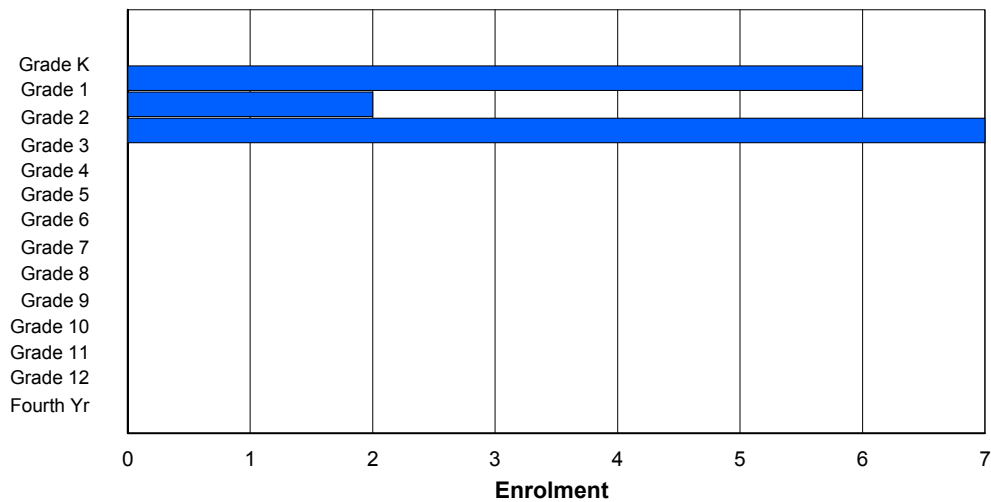
Gender	Age																Total
	5	6	7	8	9	10	11	12	13	14	15	16	17	18	19	20>	
Male	0	1	2	4	0	0	0	0	0	0	0	0	0	0	0	0	7
Female	0	5	0	3	0	0	0	0	0	0	0	0	0	0	0	0	8
Total	0	6	2	7	0	0	0	0	0	0	0	0	0	0	0	0	15

Enrolment By Grade and Gender

Gender	Grade														Total
	K	1	2	3	4	5	6	7	8	9	10	11	12	4th	
Male	0	1	2	4	0	0	0	0	0	0	0	0	0	0	7
Female	0	5	0	3	0	0	0	0	0	0	0	0	0	0	8
Total	0	6	2	7	0	0	0	0	0	0	0	0	0	0	15

Enrolment By Grade

For 182 - Charlottetown Primary, Charlottetown, B.B.



* Data from the 2010-2011 AGR(Enrolment/Age as of the last day in Sept./Dec.)

** Newfoundland Statistics Classification System

*** May include itinerant teachers

District 3 - Nova Central

#183 - William Mercer Academy, Dover

Classification: Rural
Offers Distance Education: No

Grades: K-9 Number of Grades: 10

[School FTE PTR : 10.9](#)
[District FTE PTR : 11.5](#)
[Provincial FTE PTR : 12.0](#)

[FTE Teachers](#) *** : 15.0

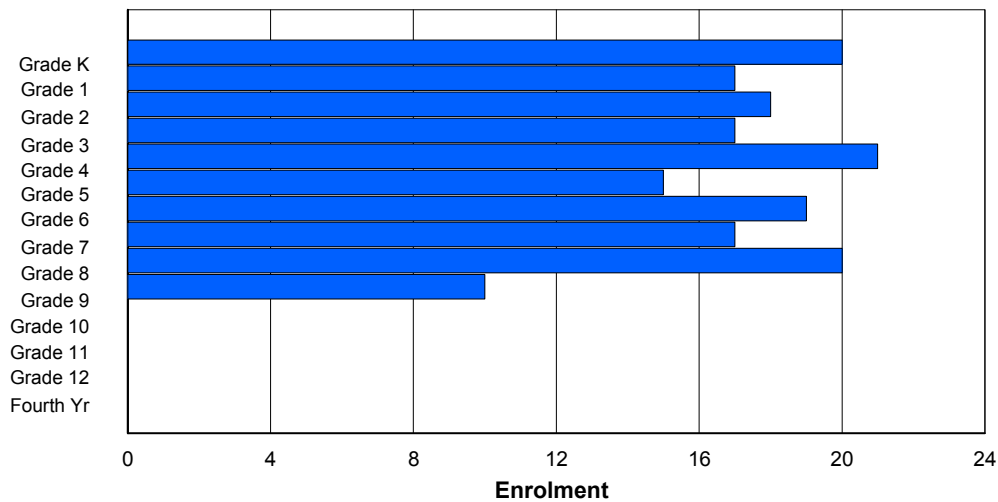
Enrolment By Age and Gender

Gender	Age																Total
	5	6	7	8	9	10	11	12	13	14	15	16	17	18	19	20>	
Male	9	9	12	8	8	2	8	7	9	7	0	0	0	0	0	0	79
Female	11	8	6	9	13	13	11	10	11	3	0	0	0	0	0	0	95
Total	20	17	18	17	21	15	19	17	20	10	0	0	0	0	0	0	174

Enrolment By Grade and Gender

Gender	Grade														Total
	K	1	2	3	4	5	6	7	8	9	10	11	12	4th	
Male	9	9	12	8	8	2	8	7	9	7	0	0	0	0	79
Female	11	8	6	9	13	13	11	10	11	3	0	0	0	0	95
Total	20	17	18	17	21	15	19	17	20	10	0	0	0	0	174

Enrolment By Grade
For 183 - William Mercer Academy, Dover



* Data from the 2010-2011 AGR(Enrolment/Age as of the last day in Sept./Dec.)

** Newfoundland Statistics Classification System

*** May include itinerant teachers

District 3 - Nova Central

#186 - Heritage Academy, Greenspond

Grades: K-3

Number of Grades: 4

[FTE Teachers](#) *** : 1.0

Classification: Rural
Offers Distance Education: No

[School FTE PTR : 5.5](#)

[District FTE PTR : 11.5](#)

[Provincial FTE PTR : 12.0](#)

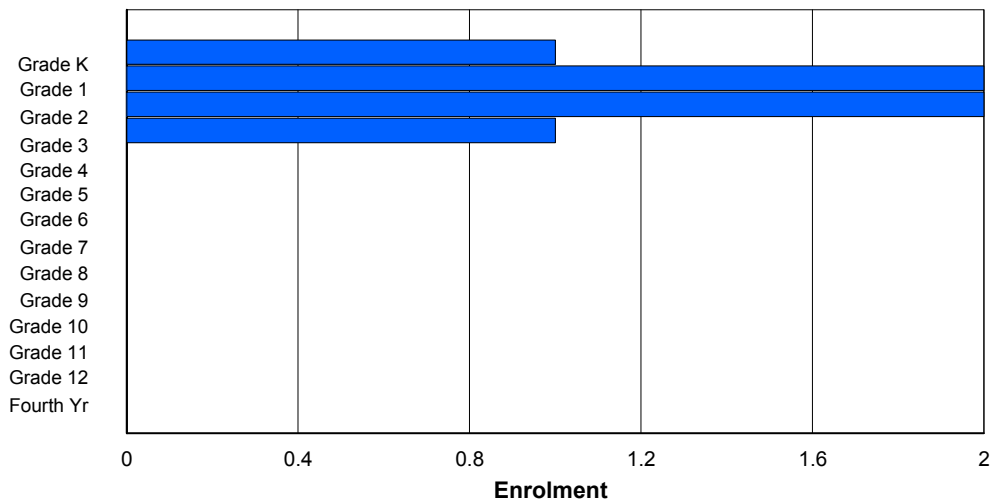
Enrolment By Age and Gender

Gender	Age																	Total
	5	6	7	8	9	10	11	12	13	14	15	16	17	18	19	20>		
Male	1	2	1	0	0	0	0	0	0	0	0	0	0	0	0	0	4	
Female	0	0	1	1	0	0	0	0	0	0	0	0	0	0	0	0	2	
Total	1	2	2	1	0	0	0	0	0	0	0	0	0	0	0	0	6	

Enrolment By Grade and Gender

Gender	Grade															Total
	K	1	2	3	4	5	6	7	8	9	10	11	12	4th		
Male	1	2	1	0	0	0	0	0	0	0	0	0	0	0	4	
Female	0	0	1	1	0	0	0	0	0	0	0	0	0	0	2	
Total	1	2	2	1	0	0	0	0	0	0	0	0	0	0	6	

Enrolment By Grade
For 186 - Heritage Academy, Greenspond



* Data from the 2010-2011 AGR(Enrolment/Age as of the last day in Sept./Dec.)

** Newfoundland Statistics Classification System

*** May include itinerant teachers

District 3 - Nova Central

#187 - Jane Collins Academy, Hare Bay

Classification: Rural
Offers Distance Education: Yes

Grades: 10-12

Number of Grades: 3

[School FTE PTR : 10.1](#)

[District FTE PTR : 11.5](#)

[Provincial FTE PTR : 12.0](#)

[FTE Teachers](#) *** : 8.5

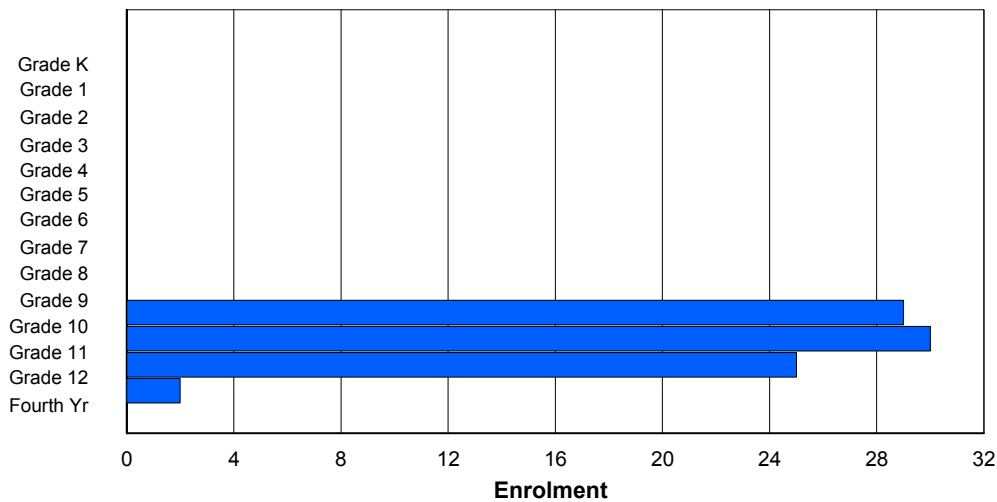
Enrolment By Age and Gender

Gender	Age																	Total
	5	6	7	8	9	10	11	12	13	14	15	16	17	18	19	20>		
Male	0	0	0	0	0	0	0	0	0	0	10	19	19	2	0	0	50	
Female	0	0	0	0	0	0	0	0	0	0	15	11	8	1	0	1	36	
Total	0	0	0	0	0	0	0	0	0	0	25	30	27	3	0	1	86	

Enrolment By Grade and Gender

Gender	Grade															Total
	K	1	2	3	4	5	6	7	8	9	10	11	12	4th		
Male	0	0	0	0	0	0	0	0	0	0	13	19	18	0	50	
Female	0	0	0	0	0	0	0	0	0	0	16	11	7	2	36	
Total	0	0	0	0	0	0	0	0	0	0	29	30	25	2	86	

Enrolment By Grade
For 187 - Jane Collins Academy, Hare Bay



* Data from the 2010-2011 AGR(Enrolment/Age as of the last day in Sept./Dec.)

** Newfoundland Statistics Classification System

*** May include itinerant teachers

District 3 - Nova Central

#188 - Sandstone Academy, Ladle Cove

Classification: Rural
Offers Distance Education: No

Grades: K-6 Number of Grades: 7

[School FTE PTR : 6.8](#)
[District FTE PTR : 11.5](#)
[Provincial FTE PTR : 12.0](#)

[FTE Teachers](#) *** : 2.5

Enrolment By Age and Gender

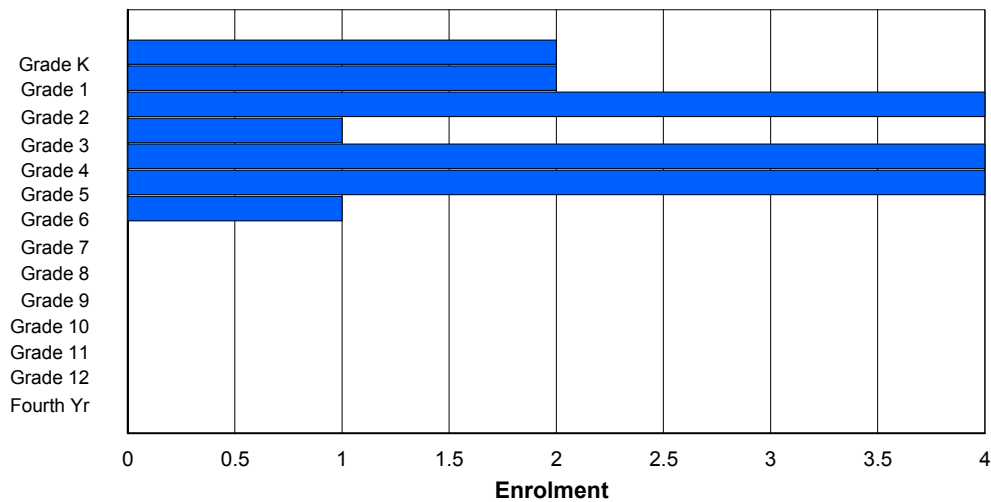
Gender	Age																Total
	5	6	7	8	9	10	11	12	13	14	15	16	17	18	19	20>	
Male	2	0	2	0	3	2	0	0	0	0	0	0	0	0	0	0	9
Female	0	2	2	1	1	2	1	0	0	0	0	0	0	0	0	0	9
Total	2	2	4	1	4	4	1	0	0	0	0	0	0	0	0	0	18

Enrolment By Grade and Gender

Gender	Grade															Total
	K	1	2	3	4	5	6	7	8	9	10	11	12	4th		
Male	2	0	2	0	3	2	0	0	0	0	0	0	0	0	9	
Female	0	2	2	1	1	2	1	0	0	0	0	0	0	0	9	
Total	2	2	4	1	4	4	1	0	0	0	0	0	0	0	18	

Enrolment By Grade

For 188 - Sandstone Academy, Ladle Cove



* Data from the 2010-2011 AGR(Enrolment/Age as of the last day in Sept./Dec.)

** Newfoundland Statistics Classification System

*** May include itinerant teachers

District 3 - Nova Central

#189 - Lewisporte Academy, Lewisporte

Classification: Rural
Offers Distance Education: No

Grades: K-6

Number of Grades: 7

[School FTE PTR : 13.0](#)

[District FTE PTR : 11.5](#)

[Provincial FTE PTR : 12.0](#)

[FTE Teachers](#) *** : 24.5

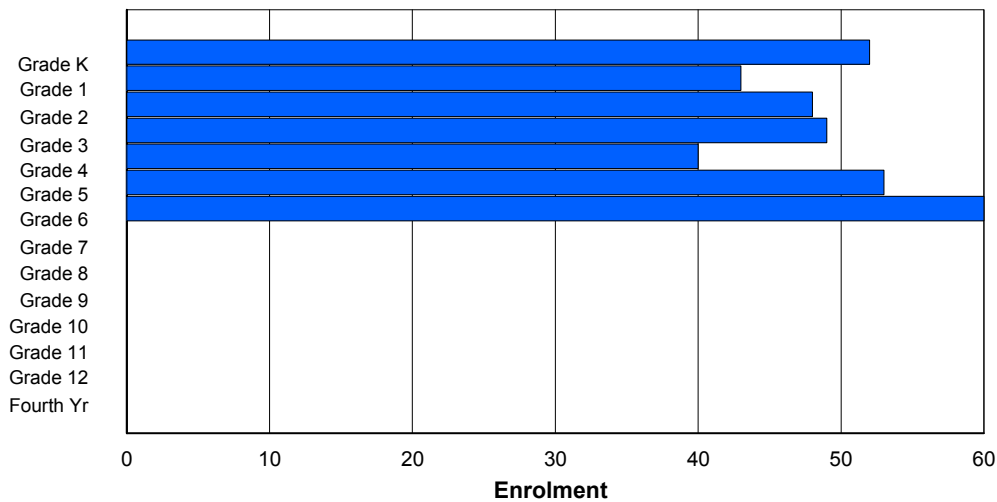
Enrolment By Age and Gender

Gender	Age																Total
	5	6	7	8	9	10	11	12	13	14	15	16	17	18	19	20>	
Male	25	20	27	23	24	27	33	0	0	0	0	0	0	0	0	0	179
Female	26	22	21	27	18	25	27	0	0	0	0	0	0	0	0	0	166
Total	51	42	48	50	42	52	60	0	0	0	0	0	0	0	0	0	345

Enrolment By Grade and Gender

Gender	Grade														Total
	K	1	2	3	4	5	6	7	8	9	10	11	12	4th	
Male	26	20	27	23	23	27	33	0	0	0	0	0	0	0	179
Female	26	23	21	26	17	26	27	0	0	0	0	0	0	0	166
Total	52	43	48	49	40	53	60	0	0	0	0	0	0	0	345

Enrolment By Grade
For 189 - Lewisporte Academy, Lewisporte



* Data from the 2010-2011 AGR(Enrolment/Age as of the last day in Sept./Dec.)

** Newfoundland Statistics Classification System

*** May include itinerant teachers

District 3 - Nova Central

#190 - Lewisporte Collegiate, Lewisporte

Classification: Rural
Offers Distance Education: No

Grades: 10-12 Number of Grades: 3

[School FTE PTR : 13.1](#)
[District FTE PTR : 11.5](#)
[Provincial FTE PTR : 12.0](#)

[FTE Teachers](#) *** : 20.0

Enrolment By Age and Gender

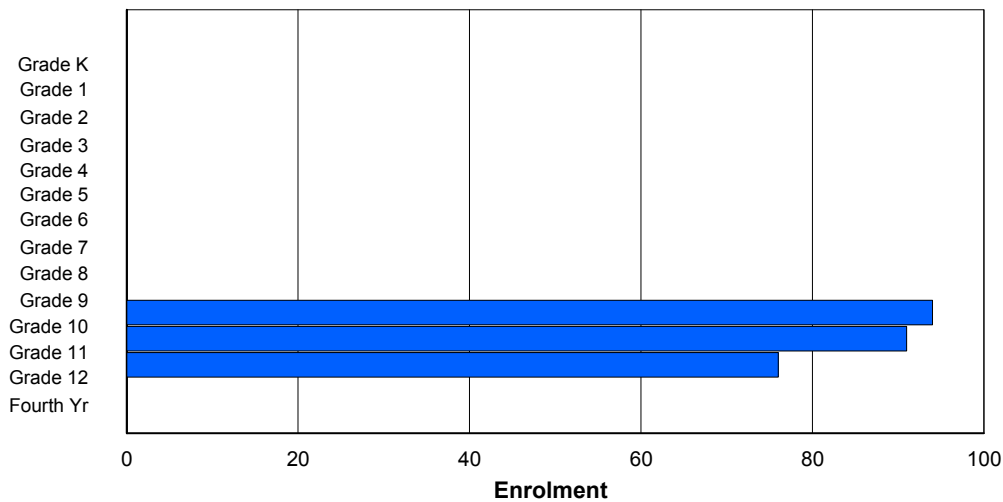
Gender	Age																	Total
	5	6	7	8	9	10	11	12	13	14	15	16	17	18	19	20>		
Male	0	0	0	0	0	0	0	0	0	0	50	46	45	1	3	0	145	
Female	0	0	0	0	0	0	0	0	0	1	33	40	38	3	1	0	116	
Total	0	0	0	0	0	0	0	0	0	1	83	86	83	4	4	0	261	

Enrolment By Grade and Gender

Gender	Grade														Total
	K	1	2	3	4	5	6	7	8	9	10	11	12	4th	
Male	0	0	0	0	0	0	0	0	0	0	55	51	39	0	145
Female	0	0	0	0	0	0	0	0	0	0	39	40	37	0	116
Total	0	0	0	0	0	0	0	0	0	0	94	91	76	0	261

Enrolment By Grade

For 190 - Lewisporte Collegiate, Lewisporte



* Data from the 2010-2011 AGR(Enrolment/Age as of the last day in Sept./Dec.)

** Newfoundland Statistics Classification System

*** May include itinerant teachers

District 3 - Nova Central

#192 - Lumsden Academy, Lumsden

Classification: Rural
Offers Distance Education: No

Grades: K-9 Number of Grades: 10

[School FTE PTR : 7.4](#)
[District FTE PTR : 11.5](#)
[Provincial FTE PTR : 12.0](#)

[FTE Teachers](#) *** : 10.0

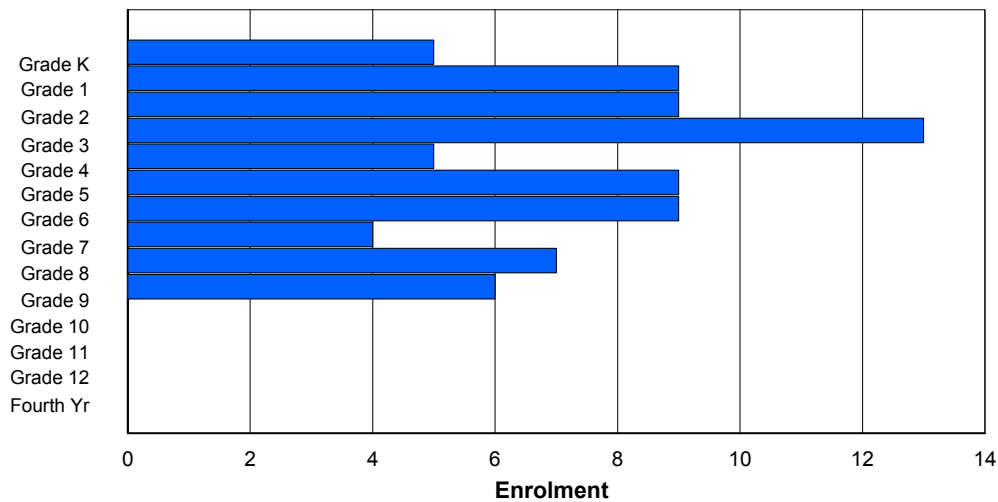
Enrolment By Age and Gender

Gender	Age																Total
	5	6	7	8	9	10	11	12	13	14	15	16	17	18	19	20>	
Male	2	6	2	7	2	5	5	3	5	5	0	0	0	0	0	0	42
Female	3	3	7	6	3	4	4	1	2	1	0	0	0	0	0	0	34
Total	5	9	9	13	5	9	9	4	7	6	0	0	0	0	0	0	76

Enrolment By Grade and Gender

Gender	Grade														Total
	K	1	2	3	4	5	6	7	8	9	10	11	12	4th	
Male	2	6	2	7	2	5	5	3	5	5	0	0	0	0	42
Female	3	3	7	6	3	4	4	1	2	1	0	0	0	0	34
Total	5	9	9	13	5	9	9	4	7	6	0	0	0	0	76

Enrolment By Grade
For 192 - Lumsden Academy, Lumsden



* Data from the 2010-2011 AGR(Enrolment/Age as of the last day in Sept./Dec.)

** Newfoundland Statistics Classification System

*** May include itinerant teachers

District 3 - Nova Central

#194 - Gill Memorial Academy, Musgrave Harbour

Classification: Rural
Offers Distance Education: Yes

Grades: K-12 Number of Grades: 13

[School FTE PTR : 9.1](#)
[District FTE PTR : 11.5](#)
[Provincial FTE PTR : 12.0](#)

[FTE Teachers](#) *** : 13.8

Enrolment By Age and Gender

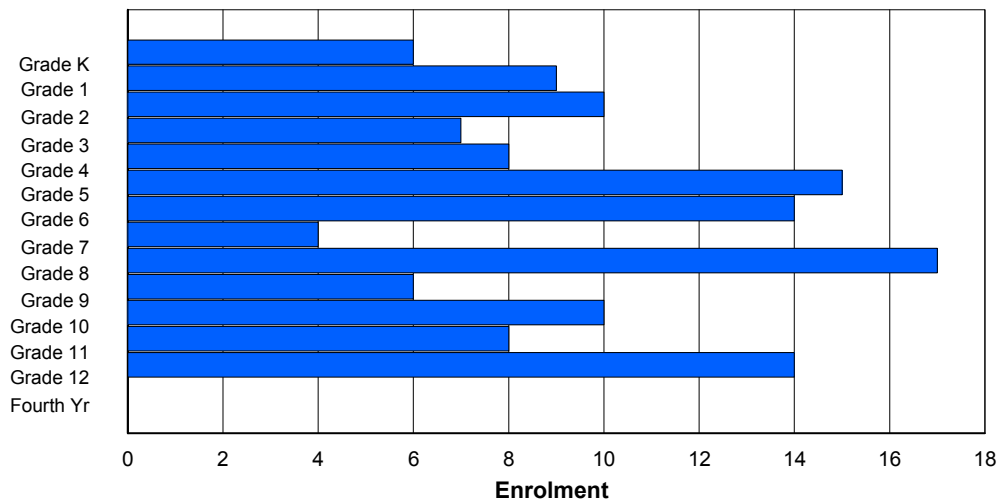
Gender	Age																	Total
	5	6	7	8	9	10	11	12	13	14	15	16	17	18	19	20>		
Male	5	3	8	2	6	7	11	1	8	2	6	3	10	0	0	0	72	
Female	1	6	2	5	2	8	3	3	9	4	4	4	5	0	0	0	56	
Total	6	9	10	7	8	15	14	4	17	6	10	7	15	0	0	0	128	

Enrolment By Grade and Gender

Gender	Grade															Total
	K	1	2	3	4	5	6	7	8	9	10	11	12	4th		
Male	5	3	8	2	6	7	11	1	8	2	6	4	9	0	72	
Female	1	6	2	5	2	8	3	3	9	4	4	4	5	0	56	
Total	6	9	10	7	8	15	14	4	17	6	10	8	14	0	128	

Enrolment By Grade

For 194 - Gill Memorial Academy, Musgrave Harbour



* Data from the 2010-2011 AGR(Enrolment/Age as of the last day in Sept./Dec.)

** Newfoundland Statistics Classification System

*** May include itinerant teachers

District 3 - Nova Central

#196 - St. Gabriel's AG, St. Brendan's

Grades: K,3-6,8-12

Number of Grades: 10

[FTE Teachers](#) *** : 3.0

Classification: Rural

Offers Distance Education: Yes

[School FTE PTR : 4.8](#)

[District FTE PTR : 11.5](#)

[Provincial FTE PTR : 12.0](#)

Enrolment By Age and Gender

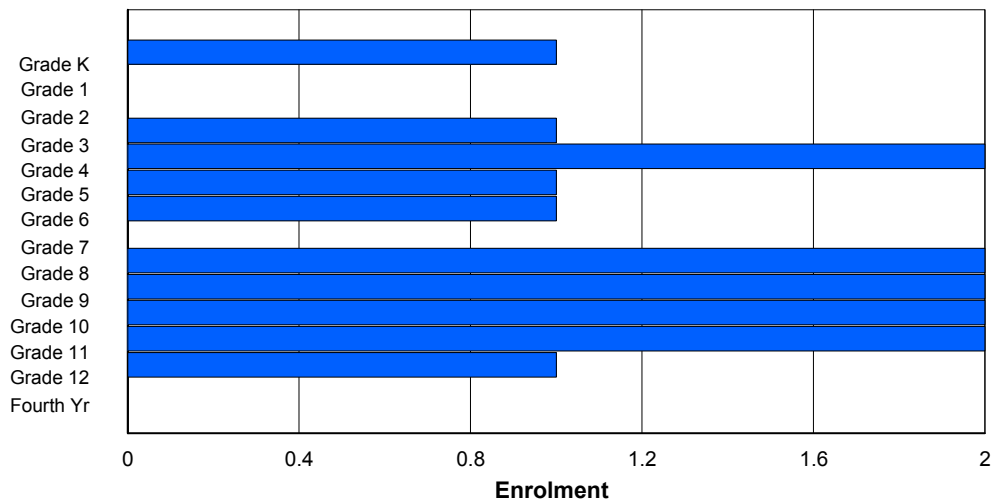
Gender	Age																	Total
	5	6	7	8	9	10	11	12	13	14	15	16	17	18	19	20>		
Male	0	0	0	0	1	1	1	0	1	0	1	2	1	0	0	0	8	
Female	1	0	0	1	1	0	0	0	1	2	1	0	0	0	0	0	7	
Total	1	0	0	1	2	1	1	0	2	2	2	2	1	0	0	0	15	

Enrolment By Grade and Gender

Gender	Grade															Total
	K	1	2	3	4	5	6	7	8	9	10	11	12	4th		
Male	0	0	0	0	1	1	1	0	1	0	1	2	1	0	8	
Female	1	0	0	1	1	0	0	0	1	2	1	0	0	0	7	
Total	1	0	0	1	2	1	1	0	2	2	2	2	1	0	15	

Enrolment By Grade

For 196 - St. Gabriel's AG, St. Brendan's



* Data from the 2010-2011 AGR(Enrolment/Age as of the last day in Sept./Dec.)

** Newfoundland Statistics Classification System

*** May include itinerant teachers

District 3 - Nova Central

#201 - J.M. Olds Collegiate, Twillingate

Classification: Rural
Offers Distance Education: Yes

Grades: 7-12

Number of Grades: 6

[School FTE PTR : 12.9](#)

[District FTE PTR : 11.5](#)

[Provincial FTE PTR : 12.0](#)

[FTE Teachers](#) *** : 13.0

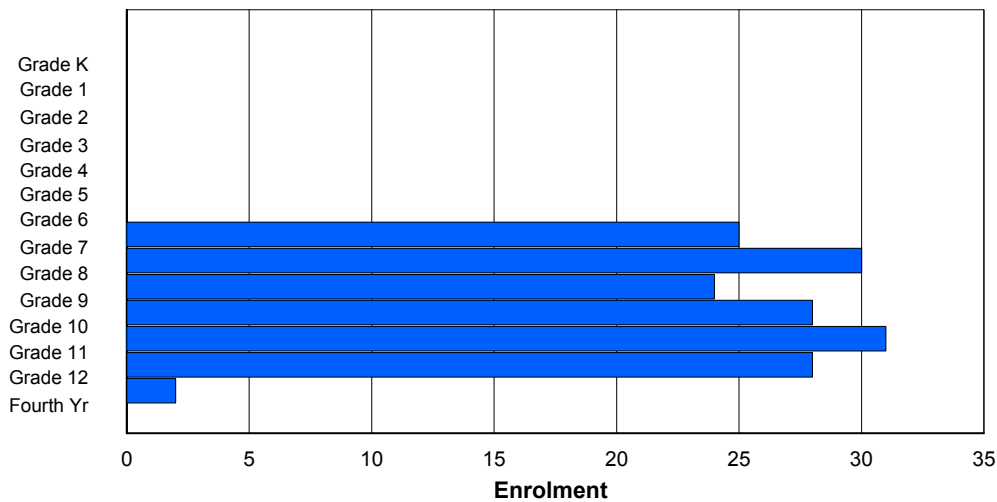
Enrolment By Age and Gender

Gender	Age																	Total
	5	6	7	8	9	10	11	12	13	14	15	16	17	18	19	20>		
Male	0	0	0	0	0	0	0	10	12	11	13	18	15	5	0	0	84	
Female	0	0	0	0	0	0	0	15	18	12	9	17	13	0	0	0	84	
Total	0	0	0	0	0	0	0	25	30	23	22	35	28	5	0	0	168	

Enrolment By Grade and Gender

Gender	Grade														Total
	K	1	2	3	4	5	6	7	8	9	10	11	12	4th	
Male	0	0	0	0	0	0	0	10	12	12	18	15	15	2	84
Female	0	0	0	0	0	0	0	15	18	12	10	16	13	0	84
Total	0	0	0	0	0	0	0	25	30	24	28	31	28	2	168

Enrolment By Grade
For 201 - J.M. Olds Collegiate, Twillingate



* Data from the 2010-2011 AGR(Enrolment/Age as of the last day in Sept./Dec.)

** Newfoundland Statistics Classification System

*** May include itinerant teachers

District 3 - Nova Central

#202 - Twillingate Island Elementary, Twillingate

Classification: Rural
Offers Distance Education: No

Grades: K-6 Number of Grades: 7

[School FTE PTR : 10.6](#)
[District FTE PTR : 11.5](#)
[Provincial FTE PTR : 12.0](#)

[FTE Teachers](#) *** : 11.5

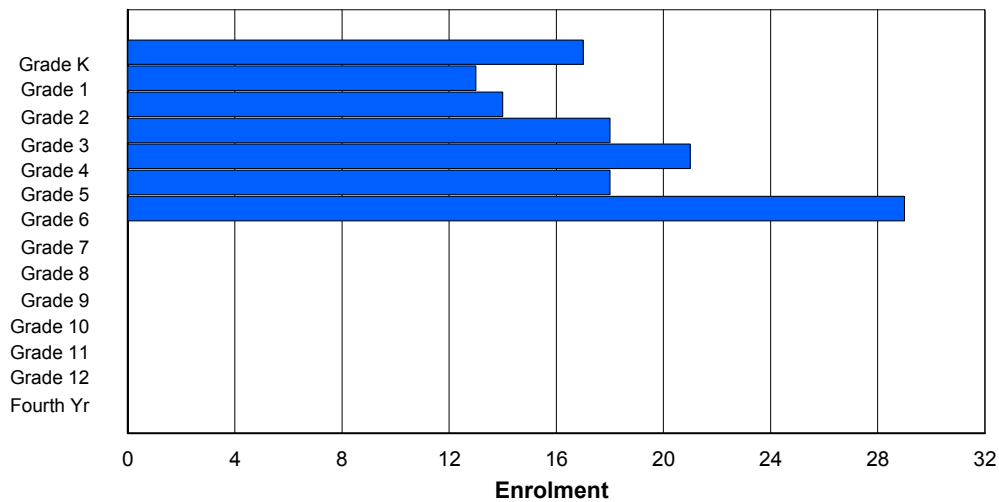
Enrolment By Age and Gender

Gender	Age																Total
	5	6	7	8	9	10	11	12	13	14	15	16	17	18	19	20>	
Male	6	13	8	9	13	12	14	0	0	0	0	0	0	0	0	0	75
Female	10	1	6	8	9	6	15	0	0	0	0	0	0	0	0	0	55
Total	16	14	14	17	22	18	29	0	0	0	0	0	0	0	0	0	130

Enrolment By Grade and Gender

Gender	Grade														Total
	K	1	2	3	4	5	6	7	8	9	10	11	12	4th	
Male	7	12	8	10	12	12	14	0	0	0	0	0	0	0	75
Female	10	1	6	8	9	6	15	0	0	0	0	0	0	0	55
Total	17	13	14	18	21	18	29	0	0	0	0	0	0	0	130

Enrolment By Grade
For 202 - Twillingate Island Elementary, Twillingate



* Data from the 2010-2011 AGR(Enrolment/Age as of the last day in Sept./Dec.)

** Newfoundland Statistics Classification System

*** May include itinerant teachers

District 3 - Nova Central

#204 - Pearson Academy, Wesleyville

Classification: Rural
Offers Distance Education: Yes

Grades: K-12 Number of Grades: 13

[School FTE PTR : 12.0](#)
[District FTE PTR : 11.5](#)
[Provincial FTE PTR : 12.0](#)

[FTE Teachers](#) *** : 25.0

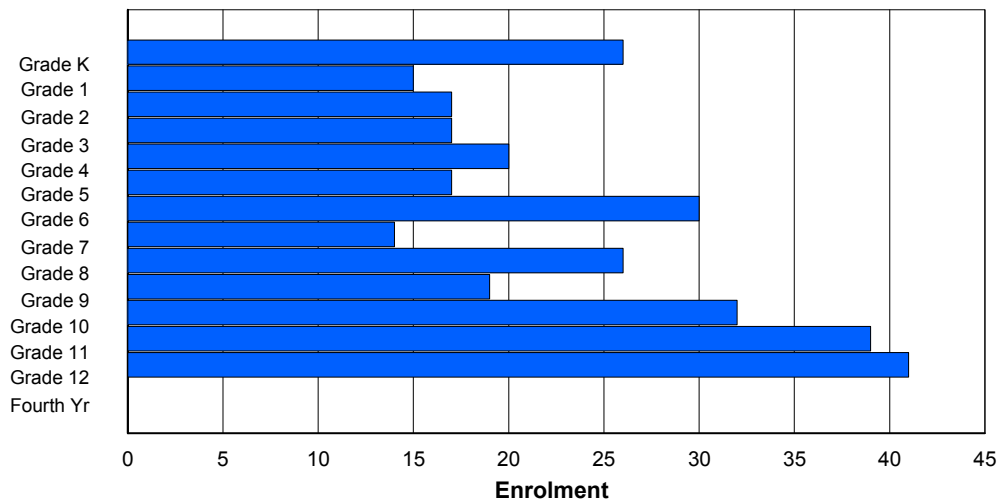
Enrolment By Age and Gender

Gender	Age																Total
	5	6	7	8	9	10	11	12	13	14	15	16	17	18	19	20>	
Male	12	8	8	12	13	8	15	4	12	12	21	20	20	1	0	0	166
Female	14	7	9	5	7	9	15	10	14	7	11	18	21	0	0	0	147
Total	26	15	17	17	20	17	30	14	26	19	32	38	41	1	0	0	313

Enrolment By Grade and Gender

Gender	Grade														Total
	K	1	2	3	4	5	6	7	8	9	10	11	12	4th	
Male	12	8	8	12	13	8	15	4	12	12	21	21	20	0	166
Female	14	7	9	5	7	9	15	10	14	7	11	18	21	0	147
Total	26	15	17	17	20	17	30	14	26	19	32	39	41	0	313

Enrolment By Grade
For 204 - Pearson Academy, Wesleyville



* Data from the 2010-2011 AGR(Enrolment/Age as of the last day in Sept./Dec.)

** Newfoundland Statistics Classification System

*** May include itinerant teachers

District 3 - Nova Central

#206 - Riverwood Academy, Wing's Point

Classification: Rural
Offers Distance Education: Yes

Grades: K-12 Number of Grades: 13

[School FTE PTR : 12.2](#)
[District FTE PTR : 11.5](#)
[Provincial FTE PTR : 12.0](#)

[FTE Teachers](#) *** : 24.5

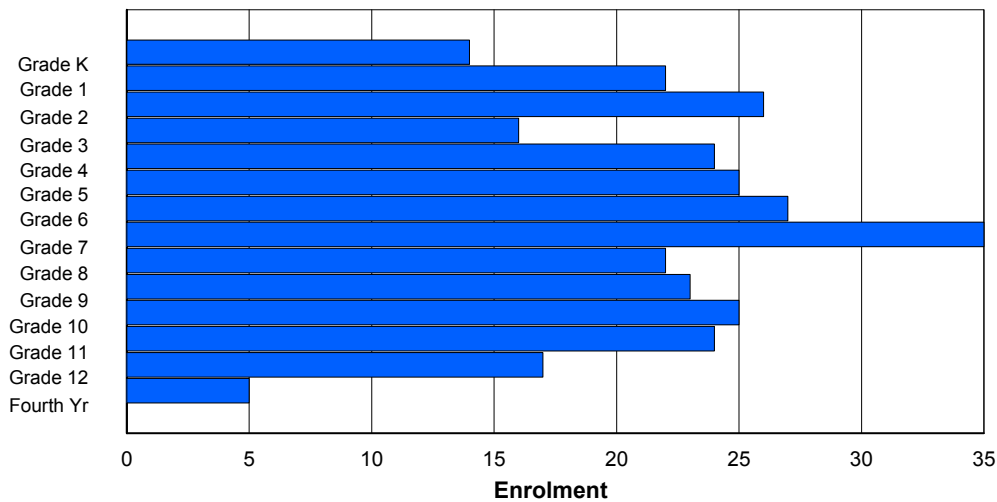
Enrolment By Age and Gender

Gender	Age																Total
	5	6	7	8	9	10	11	12	13	14	15	16	17	18	19	20>	
Male	9	12	11	10	13	10	14	16	12	15	9	11	5	2	1	0	150
Female	5	10	15	6	11	15	11	19	12	7	14	14	14	2	0	0	155
Total	14	22	26	16	24	25	25	35	24	22	23	25	19	4	1	0	305

Enrolment By Grade and Gender

Gender	Grade														Total
	K	1	2	3	4	5	6	7	8	9	10	11	12	4th	
Male	9	12	11	10	13	10	15	16	11	15	12	10	3	3	150
Female	5	10	15	6	11	15	12	19	11	8	13	14	14	2	155
Total	14	22	26	16	24	25	27	35	22	23	25	24	17	5	305

Enrolment By Grade
For 206 - Riverwood Academy, Wing's Point



* Data from the 2010-2011 AGR(Enrolment/Age as of the last day in Sept./Dec.)

** Newfoundland Statistics Classification System

*** May include itinerant teachers

District 3 - Nova Central

#398 - Avoca Collegiate, Badger

Classification: Urban
Offers Distance Education: No

Grades: K-9 Number of Grades: 10

[School FTE PTR : 7.2](#)
[District FTE PTR : 11.5](#)
[Provincial FTE PTR : 12.0](#)

[FTE Teachers](#) *** : 10.8

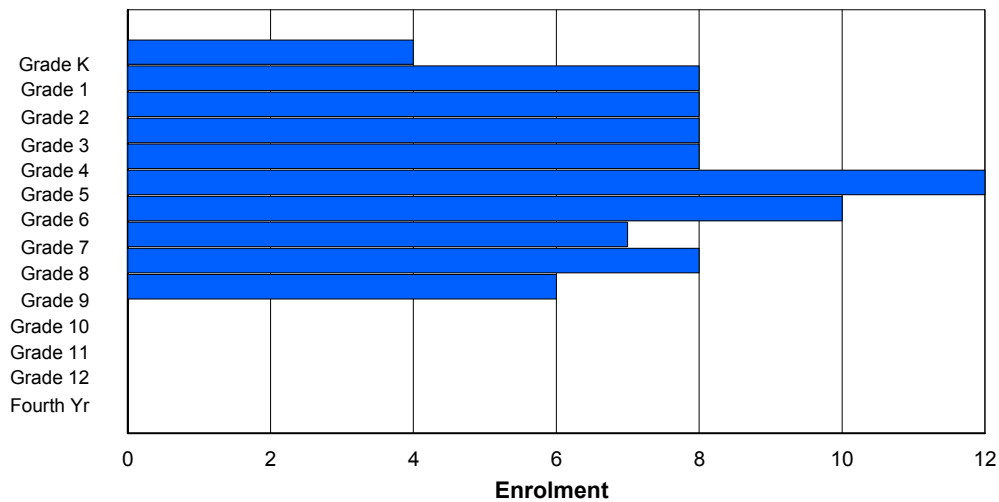
Enrolment By Age and Gender

Gender	Age																	Total
	5	6	7	8	9	10	11	12	13	14	15	16	17	18	19	20>		
Male	3	4	6	3	4	7	3	1	5	2	1	0	0	0	0	0	39	
Female	1	4	2	5	4	5	7	6	3	3	0	0	0	0	0	0	40	
Total	4	8	8	8	8	12	10	7	8	5	1	0	0	0	0	0	79	

Enrolment By Grade and Gender

Gender	Grade															Total
	K	1	2	3	4	5	6	7	8	9	10	11	12	4th		
Male	3	4	6	3	4	7	3	1	5	3	0	0	0	0	39	
Female	1	4	2	5	4	5	7	6	3	3	0	0	0	0	40	
Total	4	8	8	8	8	12	10	7	8	6	0	0	0	0	79	

Enrolment By Grade
For 398 - Avoca Collegiate, Badger



* Data from the 2010-2011 AGR(Enrolment/Age as of the last day in Sept./Dec.)

** Newfoundland Statistics Classification System

*** May include itinerant teachers

District 3 - Nova Central

#399 - Baie Verte Academy, Baie Verte

Classification: Rural
Offers Distance Education: No

Grades: K-6 Number of Grades: 7

[School FTE PTR : 13.4](#)
[District FTE PTR : 11.5](#)
[Provincial FTE PTR : 12.0](#)

[FTE Teachers](#) *** : 11.0

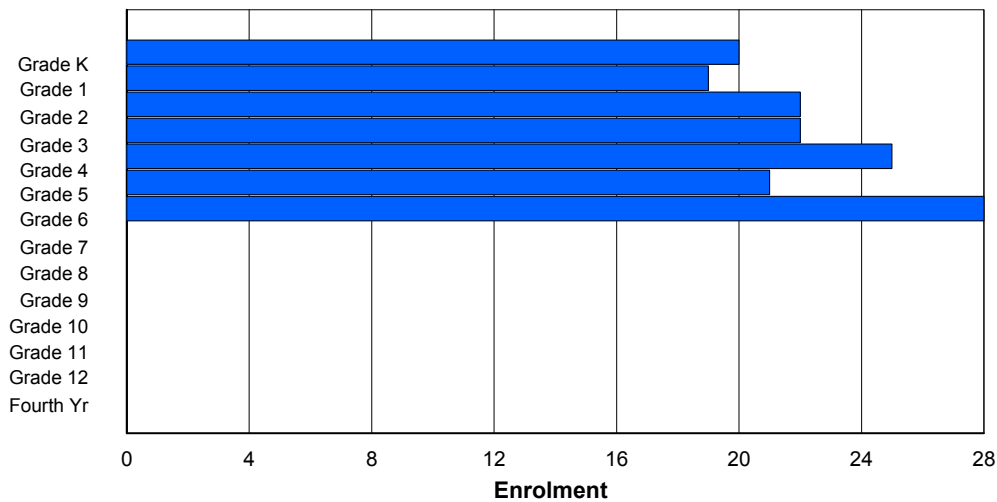
Enrolment By Age and Gender

Gender	Age																Total
	5	6	7	8	9	10	11	12	13	14	15	16	17	18	19	20>	
Male	6	11	9	12	13	10	18	0	0	0	0	0	0	0	0	0	79
Female	14	7	14	10	12	11	10	0	0	0	0	0	0	0	0	0	78
Total	20	18	23	22	25	21	28	0	0	0	0	0	0	0	0	0	157

Enrolment By Grade and Gender

Gender	Grade														Total
	K	1	2	3	4	5	6	7	8	9	10	11	12	4th	
Male	6	12	8	12	13	10	18	0	0	0	0	0	0	0	79
Female	14	7	14	10	12	11	10	0	0	0	0	0	0	0	78
Total	20	19	22	22	25	21	28	0	0	0	0	0	0	0	157

Enrolment By Grade
For 399 - Baie Verte Academy, Baie Verte



* Data from the 2010-2011 AGR(Enrolment/Age as of the last day in Sept./Dec.)

** Newfoundland Statistics Classification System

*** May include itinerant teachers

District 3 - Nova Central

#400 - Helen Tulk Elementary, Bishop's Falls

Classification: Rural
Offers Distance Education: No

Grades: K-6 Number of Grades: 7

[School FTE PTR : 11.6](#)
[District FTE PTR : 11.5](#)
[Provincial FTE PTR : 12.0](#)

[FTE Teachers](#) *** : 19.0

Enrolment By Age and Gender

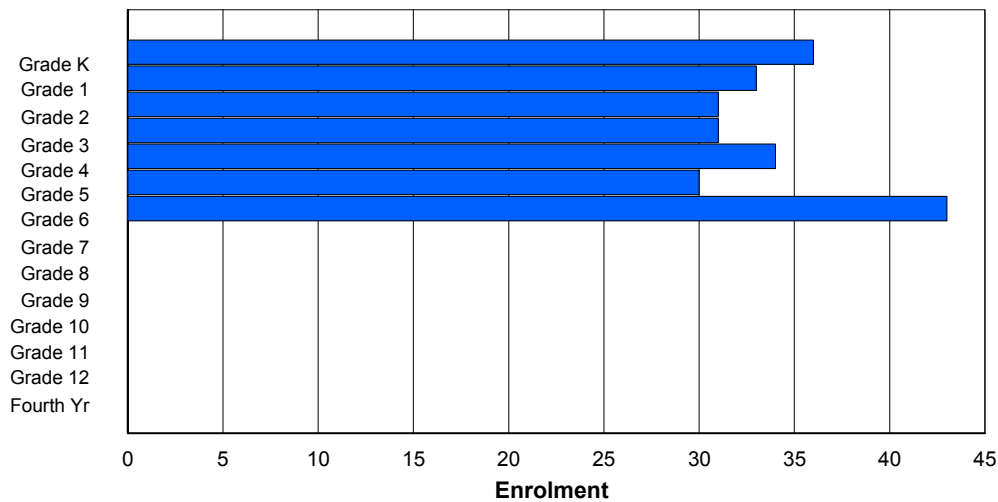
Gender	Age																Total
	5	6	7	8	9	10	11	12	13	14	15	16	17	18	19	20>	
Male	17	15	20	18	19	14	24	0	0	0	0	0	0	0	0	0	127
Female	19	17	11	14	14	16	20	0	0	0	0	0	0	0	0	0	111
Total	36	32	31	32	33	30	44	0	0	0	0	0	0	0	0	0	238

Enrolment By Grade and Gender

Gender	Grade														Total
	K	1	2	3	4	5	6	7	8	9	10	11	12	4th	
Male	17	16	20	17	20	13	24	0	0	0	0	0	0	0	127
Female	19	17	11	14	14	17	19	0	0	0	0	0	0	0	111
Total	36	33	31	31	34	30	43	0	0	0	0	0	0	0	238

Enrolment By Grade

For 400 - Helen Tulk Elementary, Bishop's Falls



* Data from the 2010-2011 AGR(Enrolment/Age as of the last day in Sept./Dec.)

** Newfoundland Statistics Classification System

*** May include itinerant teachers

District 3 - Nova Central

#402 - Leo Burke Academy, Bishop's Falls

Classification: Rural
Offers Distance Education: Yes

Grades: 7-12 Number of Grades: 6

[School FTE PTR : 12.3](#)
[District FTE PTR : 11.5](#)
[Provincial FTE PTR : 12.0](#)

[FTE Teachers](#) *** : 17.8

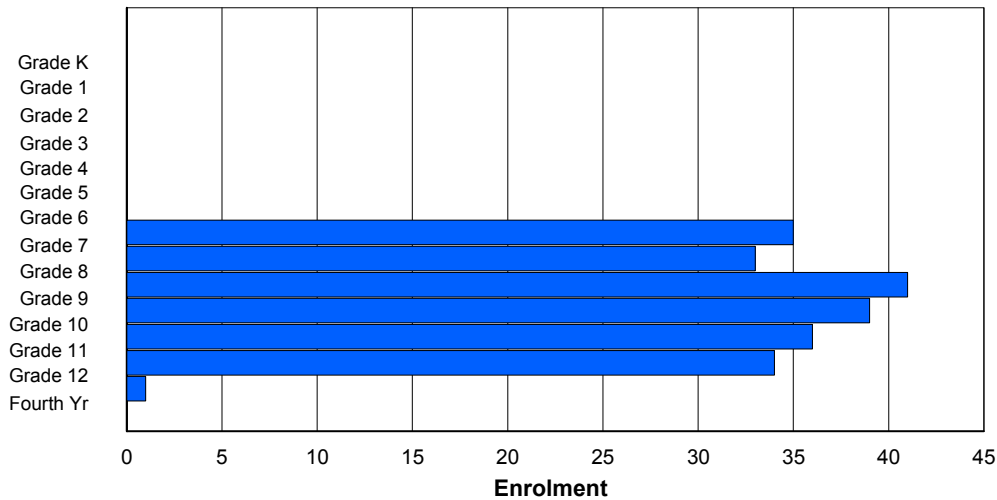
Enrolment By Age and Gender

Gender	Age																Total
	5	6	7	8	9	10	11	12	13	14	15	16	17	18	19	20>	
Male	0	0	0	0	0	0	0	19	18	20	18	24	14	1	0	0	114
Female	0	0	0	0	0	0	0	16	13	22	20	12	22	0	0	0	105
Total	0	0	0	0	0	0	0	35	31	42	38	36	36	1	0	0	219

Enrolment By Grade and Gender

Gender	Grade														Total
	K	1	2	3	4	5	6	7	8	9	10	11	12	4th	
Male	0	0	0	0	0	0	0	19	18	20	19	24	13	1	114
Female	0	0	0	0	0	0	0	16	15	21	20	12	21	0	105
Total	0	0	0	0	0	0	0	35	33	41	39	36	34	1	219

Enrolment By Grade
For 402 - Leo Burke Academy, Bishop's Falls



* Data from the 2010-2011 AGR(Enrolment/Age as of the last day in Sept./Dec.)

** Newfoundland Statistics Classification System

*** May include itinerant teachers

District 3 - Nova Central

#403 - Lakeside Academy, Buchans

Classification: Rural
Offers Distance Education: Yes

Grades: K-12 Number of Grades: 13

[School FTE PTR : 8.0](#)
[District FTE PTR : 11.5](#)
[Provincial FTE PTR : 12.0](#)

[FTE Teachers](#) *** : 11.5

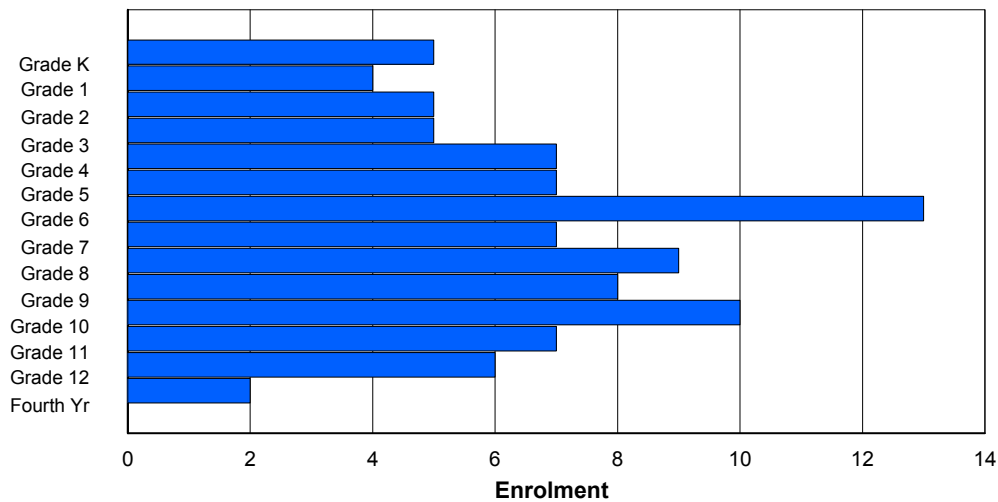
Enrolment By Age and Gender

Gender	Age																	Total
	5	6	7	8	9	10	11	12	13	14	15	16	17	18	19	20>		
Male	3	3	3	2	3	3	5	6	4	4	7	2	2	2	0	0	49	
Female	2	1	2	3	3	5	6	3	5	4	2	4	4	2	0	0	46	
Total	5	4	5	5	6	8	11	9	9	8	9	6	6	4	0	0	95	

Enrolment By Grade and Gender

Gender	Grade															Total
	K	1	2	3	4	5	6	7	8	9	10	11	12	4th		
Male	3	3	3	2	4	2	6	5	4	4	7	3	2	1	49	
Female	2	1	2	3	3	5	7	2	5	4	3	4	4	1	46	
Total	5	4	5	5	7	7	13	7	9	8	10	7	6	2	95	

Enrolment By Grade
For 403 - Lakeside Academy, Buchans



* Data from the 2010-2011 AGR(Enrolment/Age as of the last day in Sept./Dec.)

** Newfoundland Statistics Classification System

*** May include itinerant teachers

District 3 - Nova Central

#405 - Cottrell's Cove Academy, Cottrell's Cove

Classification: Rural
Offers Distance Education: Yes

Grades: K-2,4-5,7-12 Number of Grades: 11

[School FTE PTR : 5.3](#)
[District FTE PTR : 11.5](#)
[Provincial FTE PTR : 12.0](#)

[FTE Teachers](#) *** : 5.0

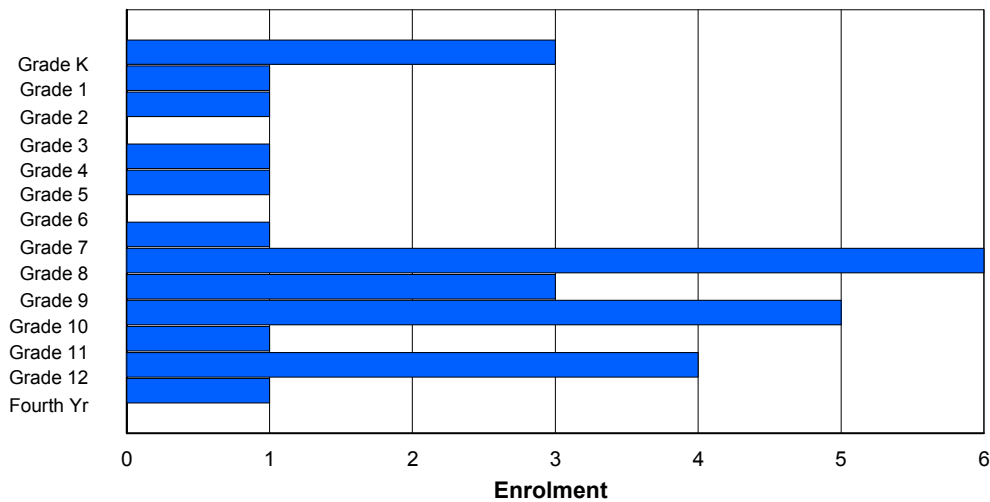
Enrolment By Age and Gender

Gender	Age																	Total
	5	6	7	8	9	10	11	12	13	14	15	16	17	18	19	20>		
Male	3	0	0	0	0	0	0	0	2	0	4	1	3	0	0	0	13	
Female	0	1	1	0	1	1	0	1	4	3	1	0	1	1	0	0	15	
Total	3	1	1	0	1	1	0	1	6	3	5	1	4	1	0	0	28	

Enrolment By Grade and Gender

Gender	Grade															Total
	K	1	2	3	4	5	6	7	8	9	10	11	12	4th		
Male	3	0	0	0	0	0	0	0	2	0	4	1	3	0	13	
Female	0	1	1	0	1	1	0	1	4	3	1	0	1	1	15	
Total	3	1	1	0	1	1	0	1	6	3	5	1	4	1	28	

Enrolment By Grade
For 405 - Cottrell's Cove Academy, Cottrell's Cove



* Data from the 2010-2011 AGR(Enrolment/Age as of the last day in Sept./Dec.)

** Newfoundland Statistics Classification System

*** May include itinerant teachers

District 3 - Nova Central

#406 - Fitzgerald Academy, English Harbour West

Classification: Rural
Offers Distance Education: Yes

Grades: K-12 Number of Grades: 13

[School FTE PTR : 9.5](#)
[District FTE PTR : 11.5](#)
[Provincial FTE PTR : 12.0](#)

[FTE Teachers](#) *** : 19.0

Enrolment By Age and Gender

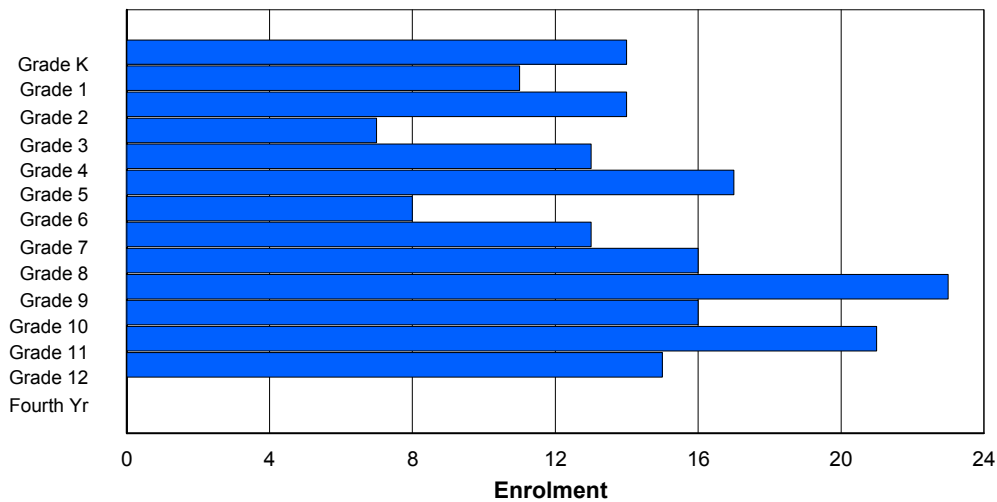
Gender	Age																Total
	5	6	7	8	9	10	11	12	13	14	15	16	17	18	19	20>	
Male	5	8	4	4	10	10	6	8	6	12	8	14	7	3	0	0	105
Female	9	3	10	3	3	5	3	6	7	12	7	8	7	0	0	0	83
Total	14	11	14	7	13	15	9	14	13	24	15	22	14	3	0	0	188

Enrolment By Grade and Gender

Gender	Grade														Total
	K	1	2	3	4	5	6	7	8	9	10	11	12	4th	
Male	5	8	4	4	10	12	5	7	9	11	8	13	9	0	105
Female	9	3	10	3	3	5	3	6	7	12	8	8	6	0	83
Total	14	11	14	7	13	17	8	13	16	23	16	21	15	0	188

Enrolment By Grade

For 406 - Fitzgerald Academy, English Harbour West



* Data from the 2010-2011 AGR(Enrolment/Age as of the last day in Sept./Dec.)

** Newfoundland Statistics Classification System

*** May include itinerant teachers

District 3 - Nova Central

#407 - Bay d'Espoir Academy, Milltown

Classification: Rural
Offers Distance Education: No

Grades: K-12 Number of Grades: 13

[School FTE PTR : 11.9](#)
[District FTE PTR : 11.5](#)
[Provincial FTE PTR : 12.0](#)

[FTE Teachers](#) *** : 22.5

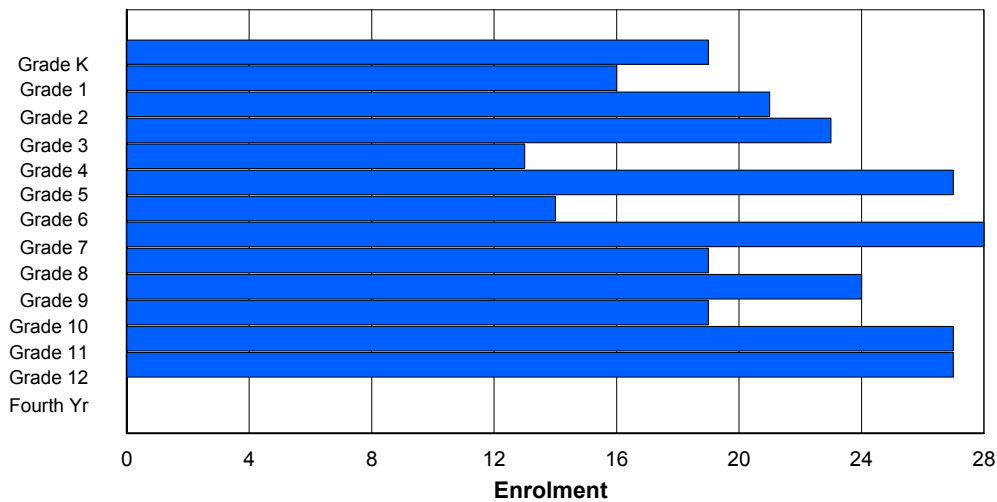
Enrolment By Age and Gender

Gender	Age																Total
	5	6	7	8	9	10	11	12	13	14	15	16	17	18	19	20>	
Male	12	5	13	14	7	11	6	13	9	13	11	15	11	0	0	0	140
Female	7	11	8	9	6	16	8	15	10	10	8	13	16	0	0	0	137
Total	19	16	21	23	13	27	14	28	19	23	19	28	27	0	0	0	277

Enrolment By Grade and Gender

Gender	Grade														Total
	K	1	2	3	4	5	6	7	8	9	10	11	12	4th	
Male	12	5	13	14	7	11	6	13	9	13	12	14	11	0	140
Female	7	11	8	9	6	16	8	15	10	11	7	13	16	0	137
Total	19	16	21	23	13	27	14	28	19	24	19	27	27	0	277

Enrolment By Grade
For 407 - Bay d'Espoir Academy, Milltown



* Data from the 2010-2011 AGR(Enrolment/Age as of the last day in Sept./Dec.)

** Newfoundland Statistics Classification System

*** May include itinerant teachers

District 3 - Nova Central

#409 - Indian River Academy, Springdale

Classification: Rural
Offers Distance Education: No

Grades: K-6 Number of Grades: 7

[School FTE PTR : 11.7](#)
[District FTE PTR : 11.5](#)
[Provincial FTE PTR : 12.0](#)

[FTE Teachers](#) *** : 20.5

Enrolment By Age and Gender

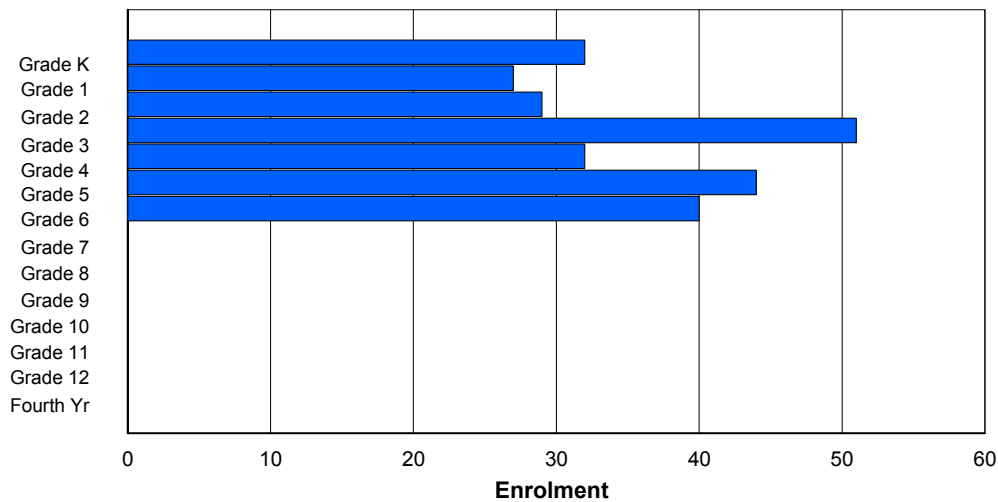
Gender	Age																Total
	5	6	7	8	9	10	11	12	13	14	15	16	17	18	19	20>	
Male	18	13	11	22	17	18	27	2	0	0	0	0	0	0	0	0	128
Female	13	15	18	29	14	27	11	0	0	0	0	0	0	0	0	0	127
Total	31	28	29	51	31	45	38	2	0	0	0	0	0	0	0	0	255

Enrolment By Grade and Gender

Gender	Grade														Total
	K	1	2	3	4	5	6	7	8	9	10	11	12	4th	
Male	19	12	11	22	18	17	29	0	0	0	0	0	0	0	128
Female	13	15	18	29	14	27	11	0	0	0	0	0	0	0	127
Total	32	27	29	51	32	44	40	0	0	0	0	0	0	0	255

Enrolment By Grade

For 409 - Indian River Academy, Springdale



* Data from the 2010-2011 AGR(Enrolment/Age as of the last day in Sept./Dec.)

** Newfoundland Statistics Classification System

*** May include itinerant teachers

District 3 - Nova Central

#413 - Holy Cross School Complex, Eastport

Classification: Rural
Offers Distance Education: Yes

Grades: K-12 Number of Grades: 13

[School FTE PTR : 9.0](#)
[District FTE PTR : 11.5](#)
[Provincial FTE PTR : 12.0](#)

[FTE Teachers](#) *** : 12.0

Enrolment By Age and Gender

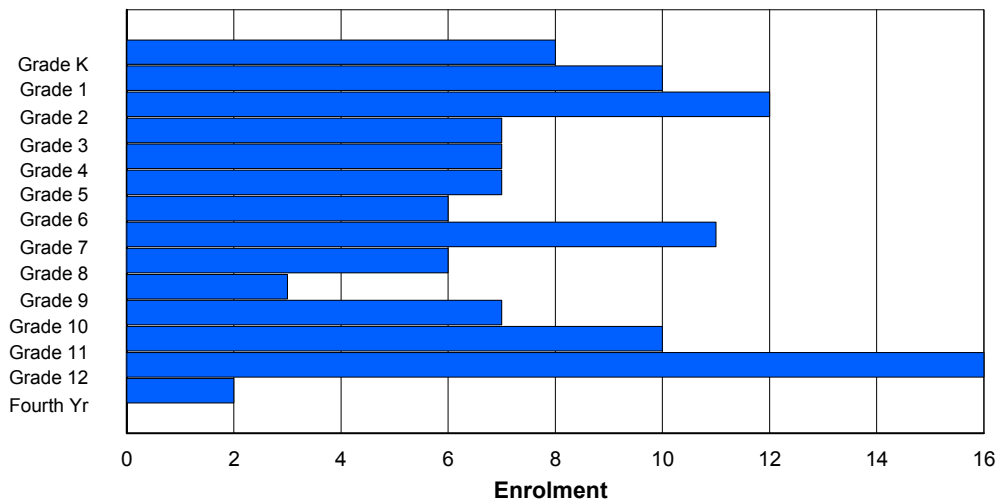
Gender	Age																	Total
	5	6	7	8	9	10	11	12	13	14	15	16	17	18	19	20>		
Male	4	4	6	4	3	2	2	5	2	3	3	5	9	1	0	0	53	
Female	4	6	6	3	4	5	4	5	5	0	4	5	6	0	1	1	59	
Total	8	10	12	7	7	7	6	10	7	3	7	10	15	1	1	1	112	

Enrolment By Grade and Gender

Gender	Grade															Total
	K	1	2	3	4	5	6	7	8	9	10	11	12	4th		
Male	4	4	6	4	3	2	2	5	2	3	3	5	10	0	53	
Female	4	6	6	3	4	5	4	6	4	0	4	5	6	2	59	
Total	8	10	12	7	7	7	6	11	6	3	7	10	16	2	112	

Enrolment By Grade

For 413 - Holy Cross School Complex, Eastport



* Data from the 2010-2011 AGR(Enrolment/Age as of the last day in Sept./Dec.)

** Newfoundland Statistics Classification System

*** May include itinerant teachers

District 3 - Nova Central

#414 - Fogo Island Central Academy, Fogo Island

Classification: Rural
Offers Distance Education: Yes

Grades: K-12 Number of Grades: 13

[School FTE PTR : 12.8](#)
[District FTE PTR : 11.5](#)
[Provincial FTE PTR : 12.0](#)

[FTE Teachers](#) *** : 21.5

Enrolment By Age and Gender

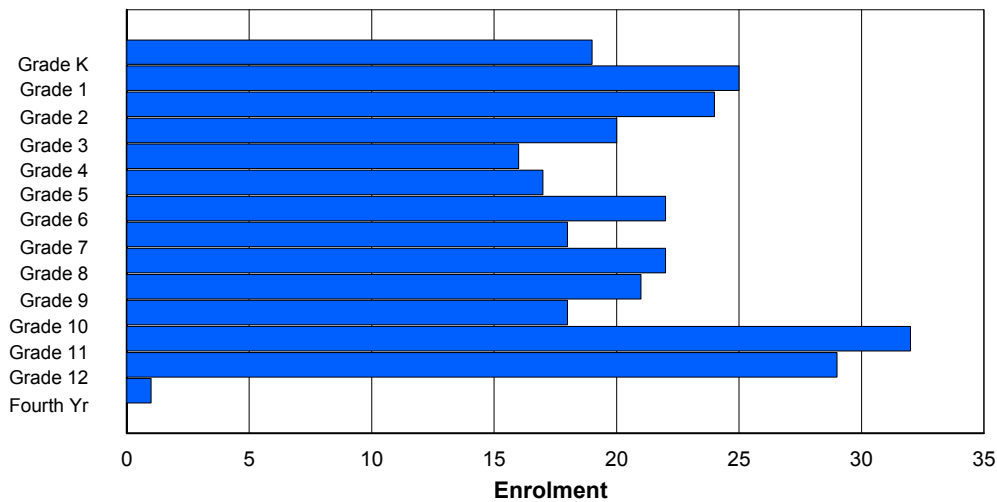
Gender	Age																Total
	5	6	7	8	9	10	11	12	13	14	15	16	17	18	19	20>	
Male	14	15	13	11	9	9	10	9	9	10	10	19	15	2	1	0	156
Female	5	10	11	9	7	7	12	10	12	11	8	13	13	0	0	0	128
Total	19	25	24	20	16	16	22	19	21	21	18	32	28	2	1	0	284

Enrolment By Grade and Gender

Gender	Grade														Total
	K	1	2	3	4	5	6	7	8	9	10	11	12	4th	
Male	14	15	13	11	9	9	10	9	10	10	10	19	16	1	156
Female	5	10	11	9	7	8	12	9	12	11	8	13	13	0	128
Total	19	25	24	20	16	17	22	18	22	21	18	32	29	1	284

Enrolment By Grade

For 414 - Fogo Island Central Academy, Fogo Island



* Data from the 2010-2011 AGR(Enrolment/Age as of the last day in Sept./Dec.)

** Newfoundland Statistics Classification System

*** May include itinerant teachers

District 3 - Nova Central

#416 - Smallwood Academy, Gambo

Classification: Rural
Offers Distance Education: Yes

Grades: K-12 Number of Grades: 13

[School FTE PTR : 11.3](#)
[District FTE PTR : 11.5](#)
[Provincial FTE PTR : 12.0](#)

[FTE Teachers](#) *** : 24.5

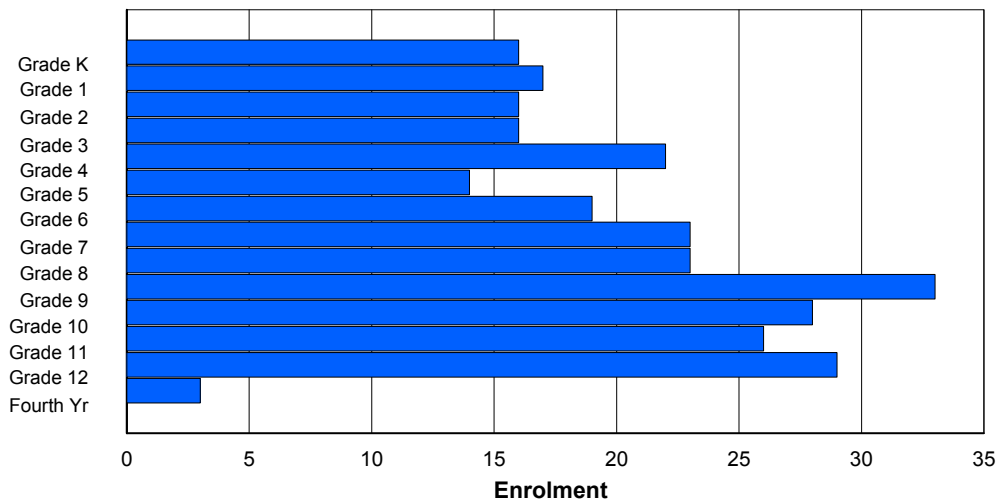
Enrolment By Age and Gender

Gender	Age																	Total
	5	6	7	8	9	10	11	12	13	14	15	16	17	18	19	20>		
Male	13	11	10	11	9	7	5	12	10	11	13	15	13	5	0	0	145	
Female	3	5	6	6	13	6	15	11	13	20	12	11	19	0	0	0	140	
Total	16	16	16	17	22	13	20	23	23	31	25	26	32	5	0	0	285	

Enrolment By Grade and Gender

Gender	Grade															Total
	K	1	2	3	4	5	6	7	8	9	10	11	12	4th		
Male	13	12	10	10	9	7	5	12	10	13	15	14	12	3	145	
Female	3	5	6	6	13	7	14	11	13	20	13	12	17	0	140	
Total	16	17	16	16	22	14	19	23	23	33	28	26	29	3	285	

Enrolment By Grade
For 416 - Smallwood Academy, Gambo



* Data from the 2010-2011 AGR(Enrolment/Age as of the last day in Sept./Dec.)

** Newfoundland Statistics Classification System

*** May include itinerant teachers

District 3 - Nova Central

#417 - Gander Academy, Gander

Classification: Urban
Offers Distance Education: No

Grades: K-6 Number of Grades: 7

[School FTE PTR : 13.3](#)
[District FTE PTR : 11.5](#)
[Provincial FTE PTR : 12.0](#)

[FTE Teachers](#) *** : 64.3

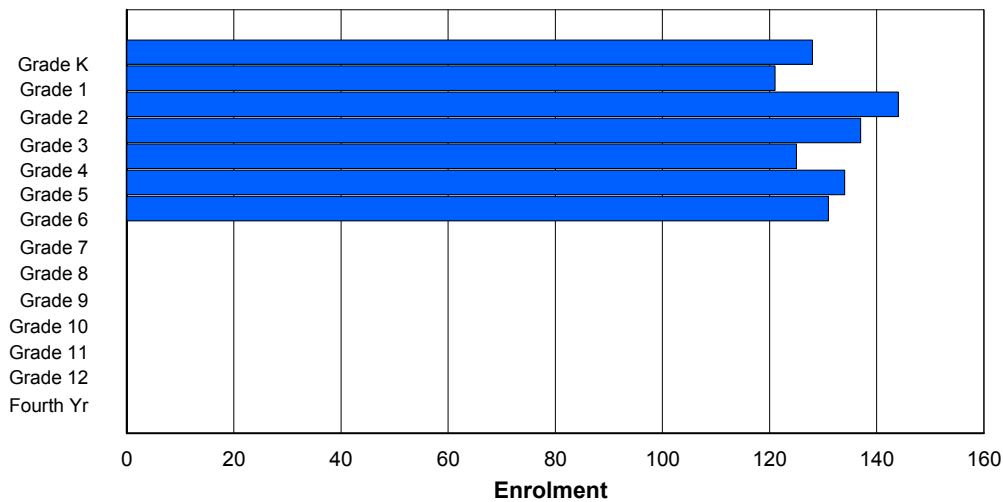
Enrolment By Age and Gender

Gender	Age																Total
	5	6	7	8	9	10	11	12	13	14	15	16	17	18	19	20>	
Male	66	73	76	69	79	67	60	3	0	0	0	0	0	0	0	0	493
Female	62	48	68	66	49	65	69	0	0	0	0	0	0	0	0	0	427
Total	128	121	144	135	128	132	129	3	0	0	0	0	0	0	0	0	920

Enrolment By Grade and Gender

Gender	Grade														Total
	K	1	2	3	4	5	6	7	8	9	10	11	12	4th	
Male	66	73	76	71	76	69	62	0	0	0	0	0	0	0	493
Female	62	48	68	66	49	65	69	0	0	0	0	0	0	0	427
Total	128	121	144	137	125	134	131	0	0	0	0	0	0	0	920

Enrolment By Grade
For 417 - Gander Academy, Gander



* Data from the 2010-2011 AGR(Enrolment/Age as of the last day in Sept./Dec.)

** Newfoundland Statistics Classification System

*** May include itinerant teachers

District 3 - Nova Central

#418 - Gander Collegiate, Gander

Classification: Urban
Offers Distance Education: Yes

Grades: 10-12 Number of Grades: 3

[School FTE PTR : 14.6](#)
[District FTE PTR : 11.5](#)
[Provincial FTE PTR : 12.0](#)

[FTE Teachers](#) *** : 23.0

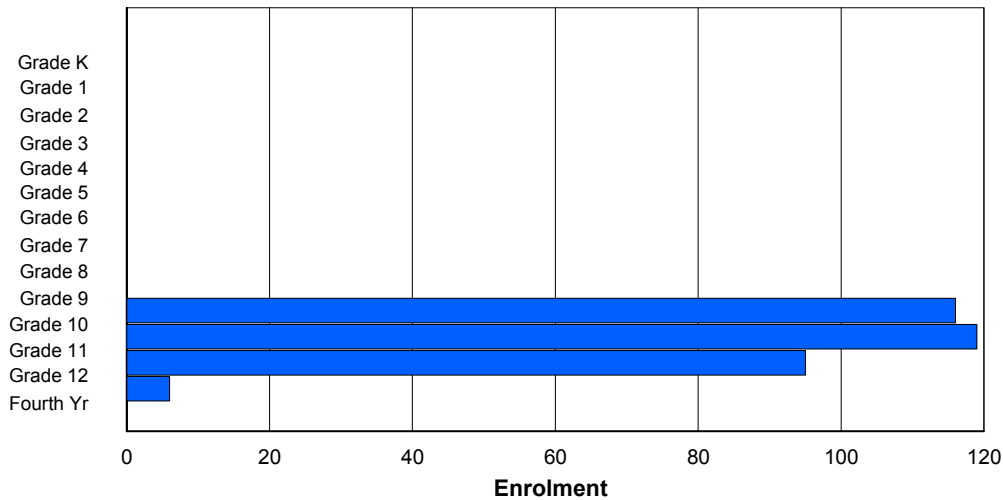
Enrolment By Age and Gender

Gender	Age																	Total
	5	6	7	8	9	10	11	12	13	14	15	16	17	18	19	20>		
Male	0	0	0	0	0	0	0	0	0	1	50	59	45	4	1	0	160	
Female	0	0	0	0	0	0	0	0	0	0	56	52	63	4	1	0	176	
Total	0	0	0	0	0	0	0	0	0	1	106	111	108	8	2	0	336	

Enrolment By Grade and Gender

Gender	Grade															Total
	K	1	2	3	4	5	6	7	8	9	10	11	12	4th		
Male	0	0	0	0	0	0	0	0	0	0	56	62	38	4	160	
Female	0	0	0	0	0	0	0	0	0	0	60	57	57	2	176	
Total	0	0	0	0	0	0	0	0	0	0	116	119	95	6	336	

Enrolment By Grade
For 418 - Gander Collegiate, Gander



* Data from the 2010-2011 AGR(Enrolment/Age as of the last day in Sept./Dec.)

** Newfoundland Statistics Classification System

*** May include itinerant teachers

District 3 - Nova Central

#420 - St. Paul's Intermediate School, Gander

Classification: Urban
Offers Distance Education: No

Grades: 7-9 Number of Grades: 3

[School FTE PTR : 14.8](#)
[District FTE PTR : 11.5](#)
[Provincial FTE PTR : 12.0](#)

[FTE Teachers](#) *** : 27.5

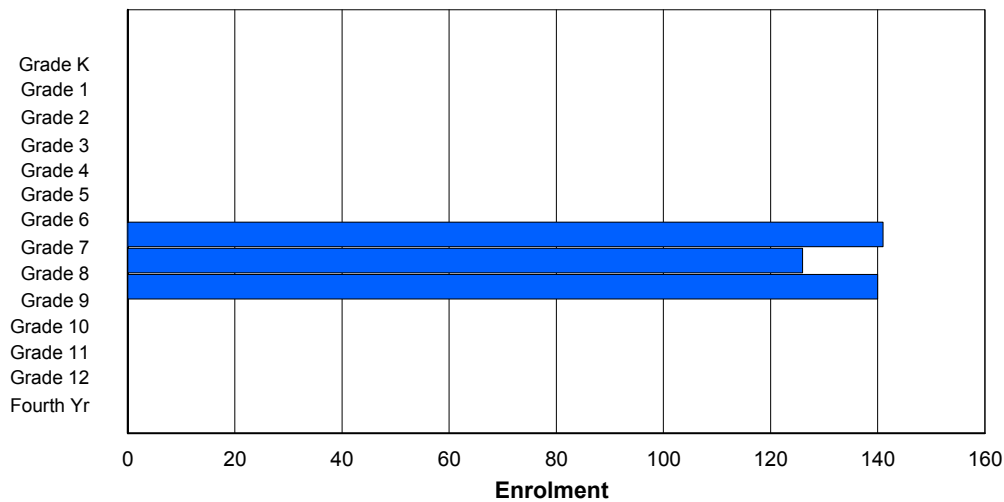
Enrolment By Age and Gender

Gender	Age																Total
	5	6	7	8	9	10	11	12	13	14	15	16	17	18	19	20>	
Male	0	0	0	0	0	0	1	72	50	66	1	0	0	0	0	0	190
Female	0	0	0	0	0	0	1	65	70	78	3	0	0	0	0	0	217
Total	0	0	0	0	0	0	2	137	120	144	4	0	0	0	0	0	407

Enrolment By Grade and Gender

Gender	Grade														Total
	K	1	2	3	4	5	6	7	8	9	10	11	12	4th	
Male	0	0	0	0	0	0	0	74	52	64	0	0	0	0	190
Female	0	0	0	0	0	0	0	67	74	76	0	0	0	0	217
Total	0	0	0	0	0	0	0	141	126	140	0	0	0	0	407

Enrolment By Grade
For 420 - St. Paul's Intermediate School, Gander



* Data from the 2010-2011 AGR(Enrolment/Age as of the last day in Sept./Dec.)

** Newfoundland Statistics Classification System

*** May include itinerant teachers

District 3 - Nova Central

#421 - Lakewood Academy, Glenwood

Classification: Urban
Offers Distance Education: Yes

Grades: K-12 Number of Grades: 13

[School FTE PTR : 11.1](#)
[District FTE PTR : 11.5](#)
[Provincial FTE PTR : 12.0](#)

[FTE Teachers](#) *** : 18.0

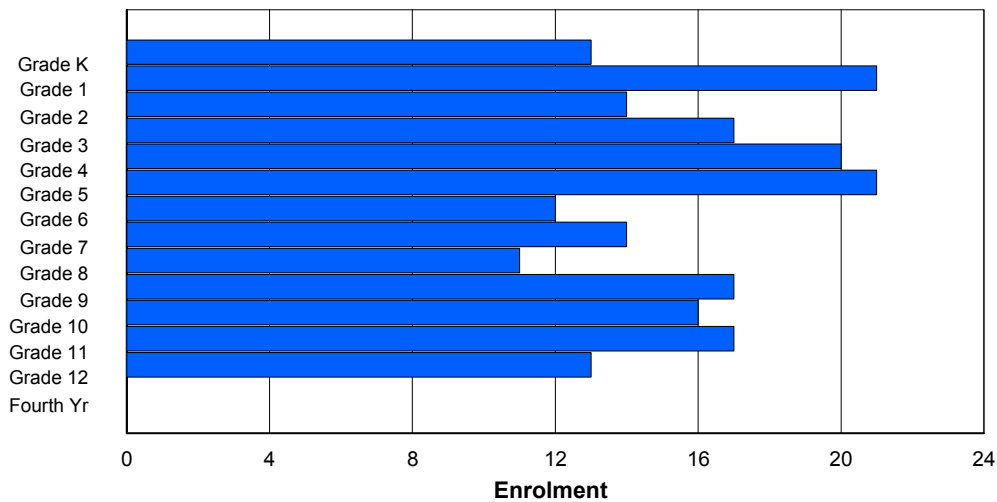
Enrolment By Age and Gender

Gender	Age																	Total
	5	6	7	8	9	10	11	12	13	14	15	16	17	18	19	20>		
Male	8	11	8	10	7	13	5	8	2	10	6	14	8	1	1	0	112	
Female	5	11	6	7	12	8	8	6	10	6	7	2	6	0	0	0	94	
Total	13	22	14	17	19	21	13	14	12	16	13	16	14	1	1	0	206	

Enrolment By Grade and Gender

Gender	Grade															Total
	K	1	2	3	4	5	6	7	8	9	10	11	12	4th		
Male	8	11	8	10	8	12	5	8	2	10	9	14	7	0	112	
Female	5	10	6	7	12	9	7	6	9	7	7	3	6	0	94	
Total	13	21	14	17	20	21	12	14	11	17	16	17	13	0	206	

Enrolment By Grade
For 421 - Lakewood Academy, Glenwood



* Data from the 2010-2011 AGR(Enrolment/Age as of the last day in Sept./Dec.)

** Newfoundland Statistics Classification System

*** May include itinerant teachers

District 3 - Nova Central

#422 - Glovertown Academy, Glovertown

Classification: Rural
Offers Distance Education: Yes

Grades: K-12 Number of Grades: 13

[School FTE PTR : 11.7](#)
[District FTE PTR : 11.5](#)
[Provincial FTE PTR : 12.0](#)

[FTE Teachers](#) *** : 30.3

Enrolment By Age and Gender

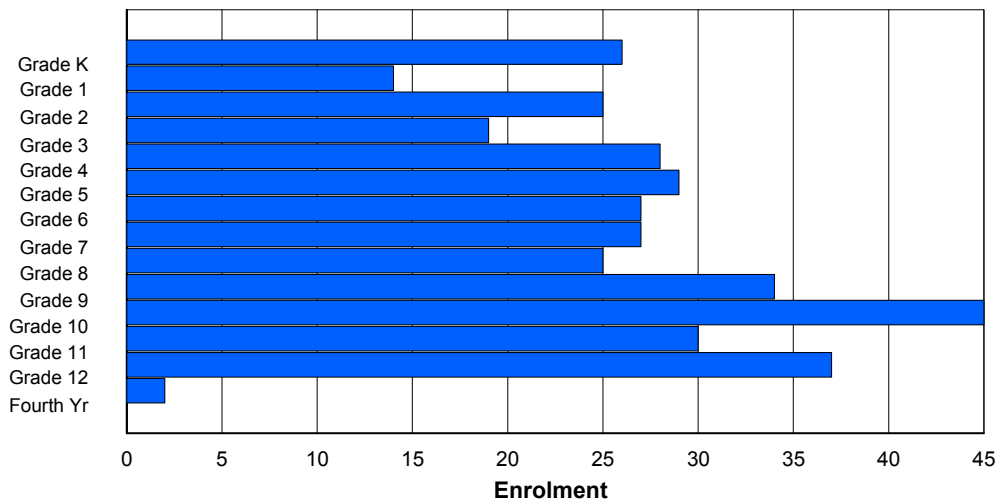
Gender	Age																Total
	5	6	7	8	9	10	11	12	13	14	15	16	17	18	19	20>	
Male	15	11	7	12	14	20	9	12	9	17	20	19	18	4	1	0	188
Female	11	3	17	8	14	8	17	17	16	14	18	14	22	1	0	0	180
Total	26	14	24	20	28	28	26	29	25	31	38	33	40	5	1	0	368

Enrolment By Grade and Gender

Gender	Grade														Total
	K	1	2	3	4	5	6	7	8	9	10	11	12	4th	
Male	15	11	8	11	14	21	10	10	10	18	23	19	17	1	188
Female	11	3	17	8	14	8	17	17	15	16	22	11	20	1	180
Total	26	14	25	19	28	29	27	27	25	34	45	30	37	2	368

Enrolment By Grade

For 422 - Glovertown Academy, Glovertown



* Data from the 2010-2011 AGR(Enrolment/Age as of the last day in Sept./Dec.)

** Newfoundland Statistics Classification System

*** May include itinerant teachers

District 3 - Nova Central

#426 - Hillview Academy, Norris Arm

Classification: Rural
Offers Distance Education: No

Grades: K-9 Number of Grades: 10

[School FTE PTR : 9.0](#)
[District FTE PTR : 11.5](#)
[Provincial FTE PTR : 12.0](#)

[FTE Teachers](#) *** : 12.5

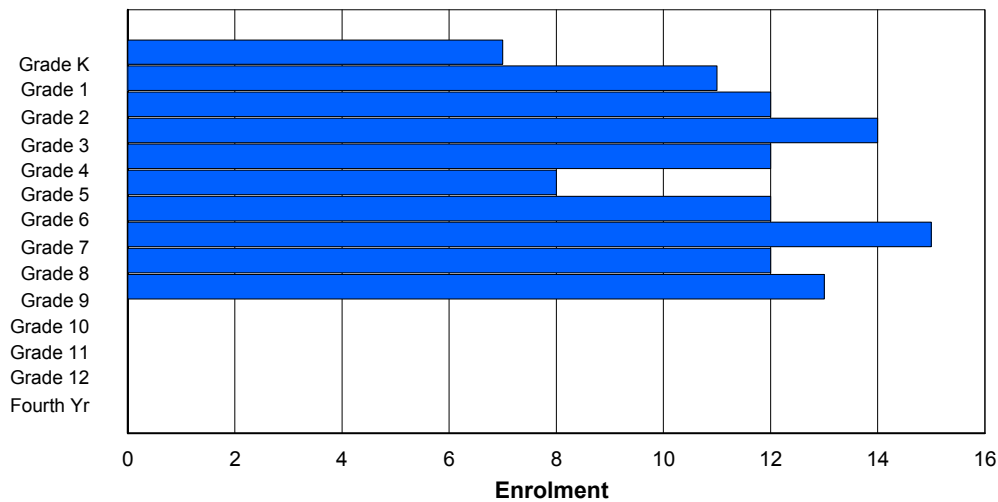
Enrolment By Age and Gender

Gender	Age																Total
	5	6	7	8	9	10	11	12	13	14	15	16	17	18	19	20>	
Male	4	5	5	10	5	6	4	7	5	9	0	0	0	0	0	0	60
Female	3	6	7	3	7	3	8	8	7	4	0	0	0	0	0	0	56
Total	7	11	12	13	12	9	12	15	12	13	0	0	0	0	0	0	116

Enrolment By Grade and Gender

Gender	Grade														Total
	K	1	2	3	4	5	6	7	8	9	10	11	12	4th	
Male	4	5	5	11	5	5	4	7	5	9	0	0	0	0	60
Female	3	6	7	3	7	3	8	8	7	4	0	0	0	0	56
Total	7	11	12	14	12	8	12	15	12	13	0	0	0	0	116

Enrolment By Grade
For 426 - Hillview Academy, Norris Arm



* Data from the 2010-2011 AGR(Enrolment/Age as of the last day in Sept./Dec.)

** Newfoundland Statistics Classification System

*** May include itinerant teachers

District 3 - Nova Central

#478 - New World Island Academy, Summerford

Classification: Rural
Offers Distance Education: Yes

Grades: K-12 Number of Grades: 13

[School FTE PTR : 11.4](#)
[District FTE PTR : 11.5](#)
[Provincial FTE PTR : 12.0](#)

[FTE Teachers](#) *** : 34.0

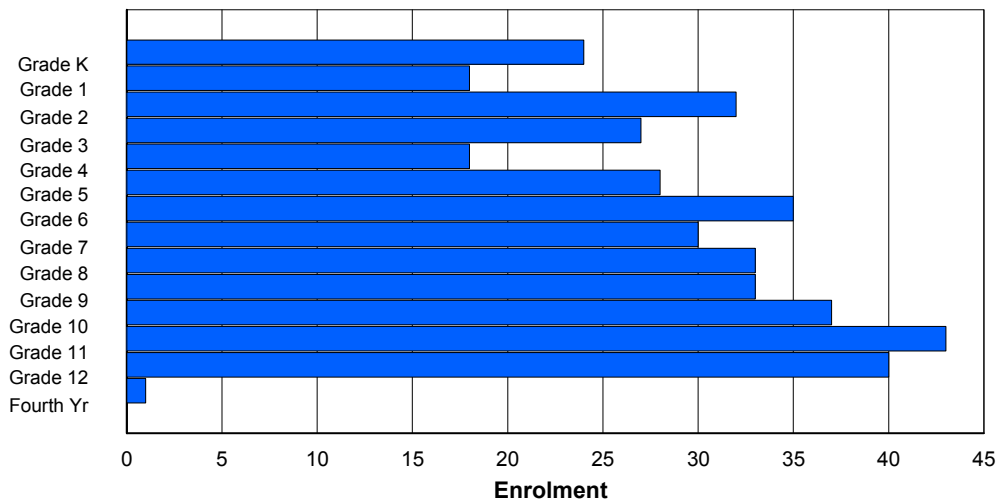
Enrolment By Age and Gender

Gender	Age																Total
	5	6	7	8	9	10	11	12	13	14	15	16	17	18	19	20>	
Male	10	6	14	13	9	16	19	17	20	17	19	22	14	3	1	0	200
Female	14	12	18	14	9	12	16	13	13	16	18	21	22	0	1	0	199
Total	24	18	32	27	18	28	35	30	33	33	37	43	36	3	2	0	399

Enrolment By Grade and Gender

Gender	Grade														Total
	K	1	2	3	4	5	6	7	8	9	10	11	12	4th	
Male	10	6	14	13	9	16	19	17	20	17	19	22	17	1	200
Female	14	12	18	14	9	12	16	13	13	16	18	21	23	0	199
Total	24	18	32	27	18	28	35	30	33	33	37	43	40	1	399

Enrolment By Grade
For 478 - New World Island Academy, Summerford



* Data from the 2010-2011 AGR(Enrolment/Age as of the last day in Sept./Dec.)

** Newfoundland Statistics Classification System

*** May include itinerant teachers

District 3 - Nova Central

#480 - Exploits Valley High, Grand Falls-Windsor

Classification: Urban
Offers Distance Education: Yes

Grades: 10-12 Number of Grades: 3

[School FTE PTR : 16.2](#)
[District FTE PTR : 11.5](#)
[Provincial FTE PTR : 12.0](#)

[FTE Teachers](#) *** : 30.5

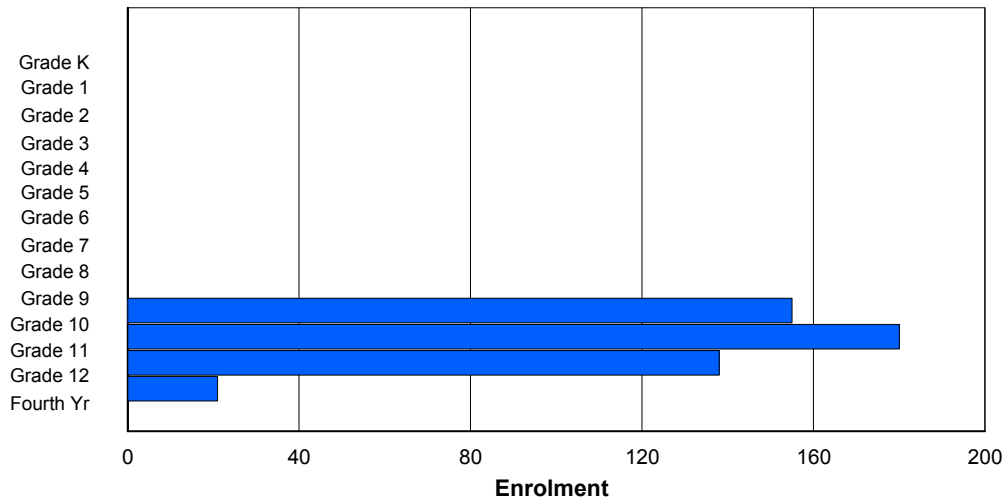
Enrolment By Age and Gender

Gender	Age																	Total
	5	6	7	8	9	10	11	12	13	14	15	16	17	18	19	20>		
Male	0	0	0	0	0	0	0	0	0	0	78	79	74	14	1	2	248	
Female	0	0	0	0	0	0	0	0	0	0	68	95	66	13	2	2	246	
Total	0	0	0	0	0	0	0	0	0	0	146	174	140	27	3	4	494	

Enrolment By Grade and Gender

Gender	Grade															Total
	K	1	2	3	4	5	6	7	8	9	10	11	12	4th		
Male	0	0	0	0	0	0	0	0	0	0	83	81	74	10	248	
Female	0	0	0	0	0	0	0	0	0	0	72	99	64	11	246	
Total	0	0	0	0	0	0	0	0	0	0	155	180	138	21	494	

Enrolment By Grade
For 480 - Exploits Valley High, Grand Falls-Windsor



* Data from the 2010-2011 AGR(Enrolment/Age as of the last day in Sept./Dec.)

** Newfoundland Statistics Classification System

*** May include itinerant teachers

District 3 - Nova Central

#481 - Exploits Valley Intermediate, Grand Falls-Windsor

Classification: Urban
Offers Distance Education: No

Grades: 7-9

Number of Grades: 3

[School FTE PTR : 14.8](#)

[District FTE PTR : 11.5](#)

[Provincial FTE PTR : 12.0](#)

[FTE Teachers](#) *** : 30.0

Enrolment By Age and Gender

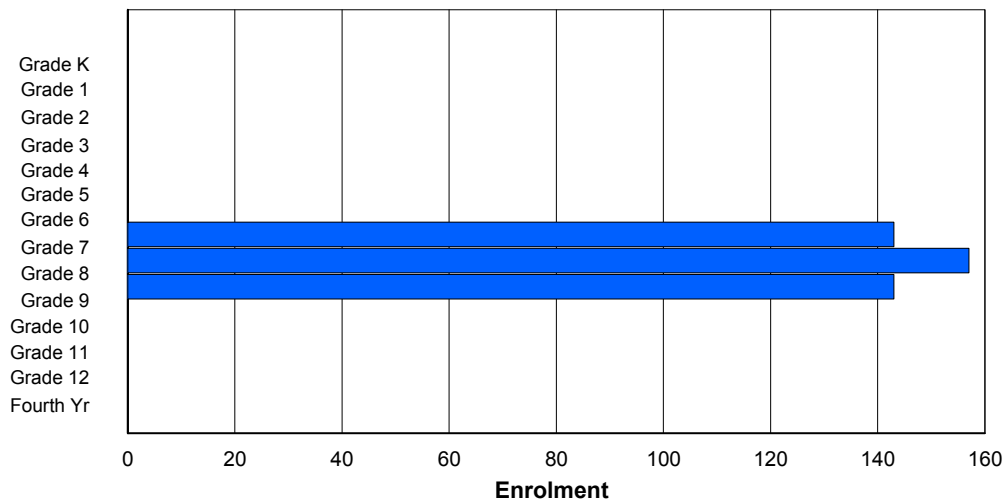
Gender	Age																Total
	5	6	7	8	9	10	11	12	13	14	15	16	17	18	19	20>	
Male	0	0	0	0	0	0	0	79	72	76	1	0	0	0	0	0	228
Female	0	0	0	0	0	0	0	65	77	67	5	0	1	0	0	0	215
Total	0	0	0	0	0	0	0	144	149	143	6	0	1	0	0	0	443

Enrolment By Grade and Gender

Gender	Grade														Total
	K	1	2	3	4	5	6	7	8	9	10	11	12	4th	
Male	0	0	0	0	0	0	0	79	77	72	0	0	0	0	228
Female	0	0	0	0	0	0	0	64	80	71	0	0	0	0	215
Total	0	0	0	0	0	0	0	143	157	143	0	0	0	0	443

Enrolment By Grade

For 481 - Exploits Valley Intermediate, Grand Falls-Windsor



* Data from the 2010-2011 AGR(Enrolment/Age as of the last day in Sept./Dec.)

** Newfoundland Statistics Classification System

*** May include itinerant teachers

District 3 - Nova Central

#486 - Lewisporte Intermediate, Lewisporte

Classification: Rural
Offers Distance Education: No

Grades: 7-9 Number of Grades: 3

[School FTE PTR : 14.6](#)
[District FTE PTR : 11.5](#)
[Provincial FTE PTR : 12.0](#)

[FTE Teachers](#) *** : 11.3

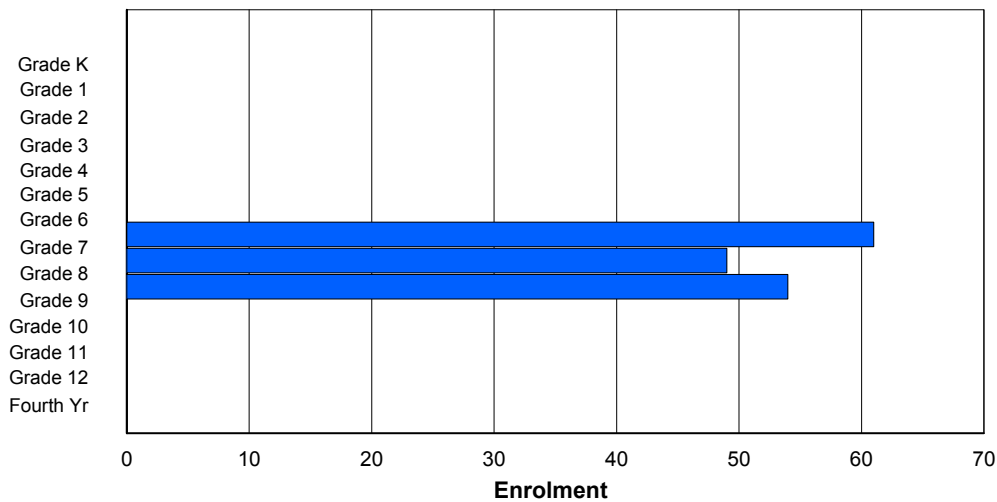
Enrolment By Age and Gender

Gender	Age																Total
	5	6	7	8	9	10	11	12	13	14	15	16	17	18	19	20>	
Male	0	0	0	0	0	0	0	30	29	23	1	0	0	0	0	1	84
Female	0	0	0	0	0	0	0	28	21	30	1	0	0	0	0	0	80
Total	0	0	0	0	0	0	0	58	50	53	2	0	0	0	0	1	164

Enrolment By Grade and Gender

Gender	Grade														Total
	K	1	2	3	4	5	6	7	8	9	10	11	12	4th	
Male	0	0	0	0	0	0	0	31	30	23	0	0	0	0	84
Female	0	0	0	0	0	0	0	30	19	31	0	0	0	0	80
Total	0	0	0	0	0	0	0	61	49	54	0	0	0	0	164

Enrolment By Grade
For 486 - Lewisporte Intermediate, Lewisporte



* Data from the 2010-2011 AGR(Enrolment/Age as of the last day in Sept./Dec.)

** Newfoundland Statistics Classification System

*** May include itinerant teachers

District 4 - Eastern

#209 - Pearce Junior High School, Salt Pond

Classification: Rural
Offers Distance Education: No

Grades: 8-9 Number of Grades: 2

[School FTE PTR : 13.5](#)
[District FTE PTR : 12.7](#)
[Provincial FTE PTR : 12.0](#)

[FTE Teachers](#) *** : 20.0

Enrolment By Age and Gender

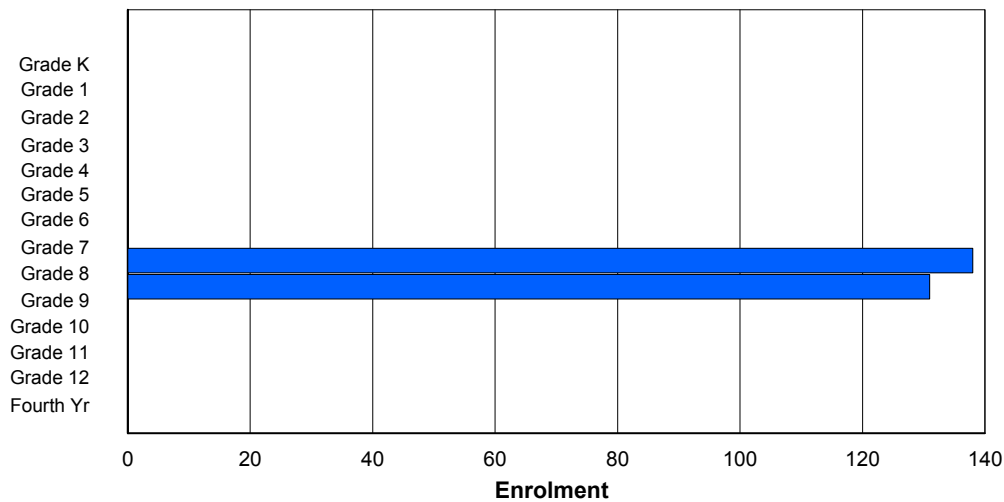
Gender	Age																Total
	5	6	7	8	9	10	11	12	13	14	15	16	17	18	19	20>	
Male	0	0	0	0	0	0	0	0	69	75	4	0	0	0	0	0	148
Female	0	0	0	0	0	0	0	3	58	59	1	0	0	0	0	0	121
Total	0	0	0	0	0	0	0	3	127	134	5	0	0	0	0	0	269

Enrolment By Grade and Gender

Gender	Grade														Total
	K	1	2	3	4	5	6	7	8	9	10	11	12	4th	
Male	0	0	0	0	0	0	0	0	75	73	0	0	0	0	148
Female	0	0	0	0	0	0	0	0	63	58	0	0	0	0	121
Total	0	0	0	0	0	0	0	0	138	131	0	0	0	0	269

Enrolment By Grade

For 209 - Pearce Junior High School, Salt Pond



* Data from the 2010-2011 AGR(Enrolment/Age as of the last day in Sept./Dec.)

** Newfoundland Statistics Classification System

*** May include itinerant teachers

District 4 - Eastern

#213 - Lake Academy, Fortune

Classification: Rural
Offers Distance Education: No

Grades: K-7 Number of Grades: 8

[School FTE PTR : 12.3](#)
[District FTE PTR : 12.7](#)
[Provincial FTE PTR : 12.0](#)

[FTE Teachers](#) *** : 21.9

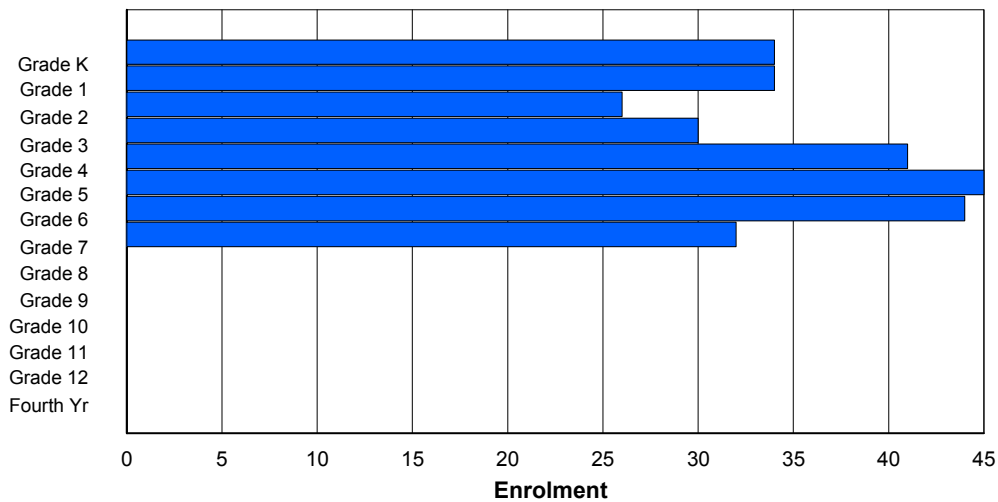
Enrolment By Age and Gender

Gender	Age																Total
	5	6	7	8	9	10	11	12	13	14	15	16	17	18	19	20>	
Male	18	9	9	16	20	27	16	17	0	0	0	0	0	0	0	0	132
Female	16	25	17	14	21	17	26	17	1	0	0	0	0	0	0	0	154
Total	34	34	26	30	41	44	42	34	1	0	0	0	0	0	0	0	286

Enrolment By Grade and Gender

Gender	Grade														Total
	K	1	2	3	4	5	6	7	8	9	10	11	12	4th	
Male	18	9	9	16	20	28	17	15	0	0	0	0	0	0	132
Female	16	25	17	14	21	17	27	17	0	0	0	0	0	0	154
Total	34	34	26	30	41	45	44	32	0	0	0	0	0	0	286

Enrolment By Grade
For 213 - Lake Academy, Fortune



* Data from the 2010-2011 AGR(Enrolment/Age as of the last day in Sept./Dec.)

** Newfoundland Statistics Classification System

*** May include itinerant teachers

District 4 - Eastern

#214 - John Burke High School, Grand Bank

Classification: Rural
Offers Distance Education: Yes

Grades: 8-12 Number of Grades: 5

[School FTE PTR : 14.7](#)
[District FTE PTR : 12.7](#)
[Provincial FTE PTR : 12.0](#)

[FTE Teachers](#) *** : 13.5

Enrolment By Age and Gender

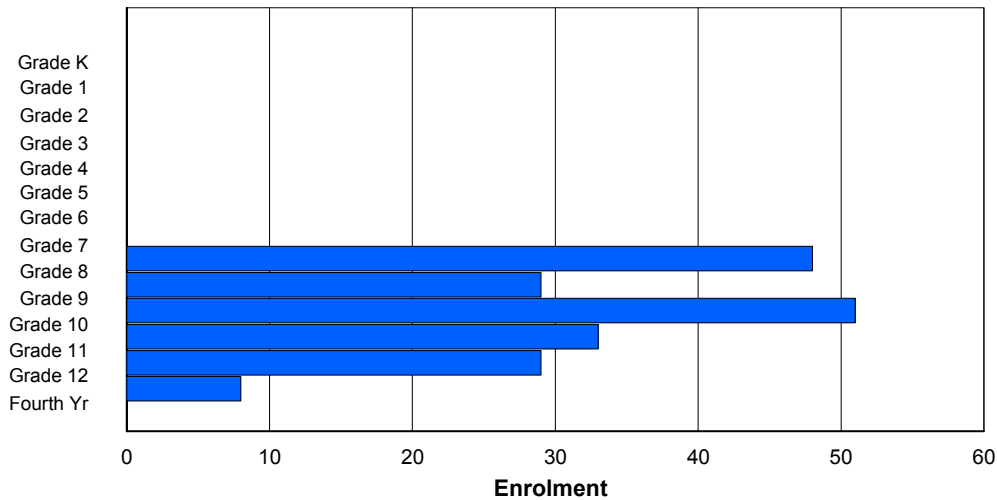
Gender	Age																Total
	5	6	7	8	9	10	11	12	13	14	15	16	17	18	19	20>	
Male	0	0	0	0	0	0	0	0	23	12	26	19	18	7	0	0	105
Female	0	0	0	0	0	0	0	0	22	15	23	18	11	4	0	0	93
Total	0	0	0	0	0	0	0	0	45	27	49	37	29	11	0	0	198

Enrolment By Grade and Gender

Gender	Grade														Total
	K	1	2	3	4	5	6	7	8	9	10	11	12	4th	
Male	0	0	0	0	0	0	0	0	25	13	27	18	17	5	105
Female	0	0	0	0	0	0	0	0	23	16	24	15	12	3	93
Total	0	0	0	0	0	0	0	0	48	29	51	33	29	8	198

Enrolment By Grade

For 214 - John Burke High School, Grand Bank



* Data from the 2010-2011 AGR(Enrolment/Age as of the last day in Sept./Dec.)

** Newfoundland Statistics Classification System

*** May include itinerant teachers

District 4 - Eastern

#218 - St. Joseph's Academy, Lamaline

Classification: Rural
Offers Distance Education: Yes

Grades: K-12 Number of Grades: 13

[School FTE PTR : 7.7](#)
[District FTE PTR : 12.7](#)
[Provincial FTE PTR : 12.0](#)

[FTE Teachers](#) *** : 14.0

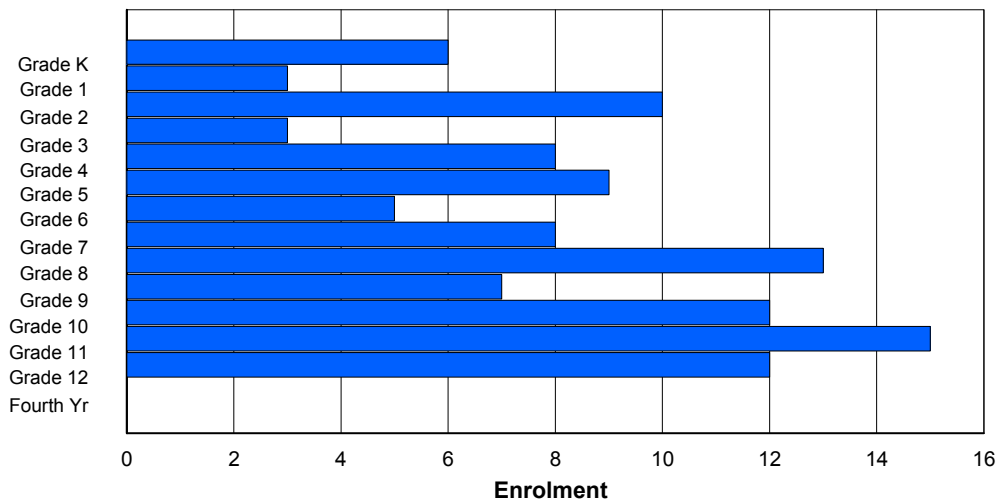
Enrolment By Age and Gender

Gender	Age																	Total
	5	6	7	8	9	10	11	12	13	14	15	16	17	18	19	20>		
Male	4	1	4	1	4	2	0	2	10	3	5	12	3	1	1	0	53	
Female	2	2	6	2	4	7	3	8	3	4	6	4	5	2	0	0	58	
Total	6	3	10	3	8	9	3	10	13	7	11	16	8	3	1	0	111	

Enrolment By Grade and Gender

Gender	Grade															Total
	K	1	2	3	4	5	6	7	8	9	10	11	12	4th		
Male	4	1	4	1	4	2	1	1	10	3	6	11	5	0	53	
Female	2	2	6	2	4	7	4	7	3	4	6	4	7	0	58	
Total	6	3	10	3	8	9	5	8	13	7	12	15	12	0	111	

Enrolment By Grade
For 218 - St. Joseph's Academy, Lamaline



* Data from the 2010-2011 AGR(Enrolment/Age as of the last day in Sept./Dec.)

** Newfoundland Statistics Classification System

*** May include itinerant teachers

District 4 - Eastern

#219 - Marystown Central High School, Marystown

Classification: Urban
Offers Distance Education: No

Grades: 10-12 Number of Grades: 3

[School FTE PTR : 15.8](#)
[District FTE PTR : 12.7](#)
[Provincial FTE PTR : 12.0](#)

[FTE Teachers](#) *** : 27.8

Enrolment By Age and Gender

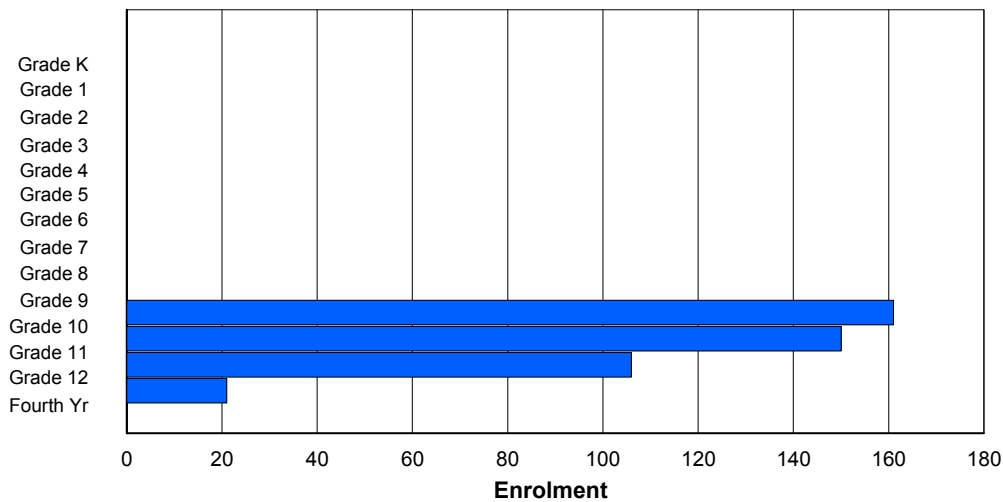
Gender	Age																	Total
	5	6	7	8	9	10	11	12	13	14	15	16	17	18	19	20>		
Male	0	0	0	0	0	0	0	0	0	1	50	88	68	24	7	0	238	
Female	0	0	0	0	0	0	0	0	0	0	70	58	54	15	3	0	200	
Total	0	0	0	0	0	0	0	0	0	1	120	146	122	39	10	0	438	

Enrolment By Grade and Gender

Gender	Grade															Total
	K	1	2	3	4	5	6	7	8	9	10	11	12	4th		
Male	0	0	0	0	0	0	0	0	0	0	81	89	55	13	238	
Female	0	0	0	0	0	0	0	0	0	0	80	61	51	8	200	
Total	0	0	0	0	0	0	0	0	0	0	161	150	106	21	438	

Enrolment By Grade

For 219 - Marystown Central High School, Marystown



* Data from the 2010-2011 AGR(Enrolment/Age as of the last day in Sept./Dec.)

** Newfoundland Statistics Classification System

*** May include itinerant teachers

District 4 - Eastern

#220 - Sacred Heart Academy, Marystown

Classification: Urban
Offers Distance Education: No

Grades: K-7 Number of Grades: 8

[School FTE PTR : 13.0](#)
[District FTE PTR : 12.7](#)
[Provincial FTE PTR : 12.0](#)

[FTE Teachers](#) *** : 37.7

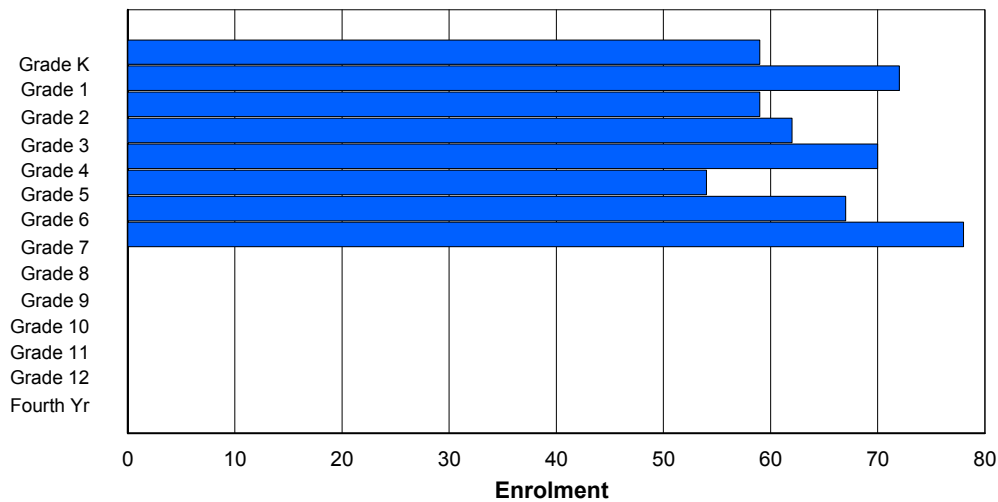
Enrolment By Age and Gender

Gender	Age																Total
	5	6	7	8	9	10	11	12	13	14	15	16	17	18	19	20>	
Male	25	35	33	22	31	36	35	35	2	0	0	0	0	0	0	0	254
Female	34	35	27	41	37	20	31	42	0	0	0	0	0	0	0	0	267
Total	59	70	60	63	68	56	66	77	2	0	0	0	0	0	0	0	521

Enrolment By Grade and Gender

Gender	Grade														Total
	K	1	2	3	4	5	6	7	8	9	10	11	12	4th	
Male	25	37	32	21	33	34	36	36	0	0	0	0	0	0	254
Female	34	35	27	41	37	20	31	42	0	0	0	0	0	0	267
Total	59	72	59	62	70	54	67	78	0	0	0	0	0	0	521

Enrolment By Grade
For 220 - Sacred Heart Academy, Marystown



* Data from the 2010-2011 AGR(Enrolment/Age as of the last day in Sept./Dec.)

** Newfoundland Statistics Classification System

*** May include itinerant teachers

District 4 - Eastern

#223 - Christ the King School, Rushoon

Classification: Rural
Offers Distance Education: Yes

Grades: K-12 Number of Grades: 13

[School FTE PTR : 7.7](#)
[District FTE PTR : 12.7](#)
[Provincial FTE PTR : 12.0](#)

[FTE Teachers](#) *** : 16.0

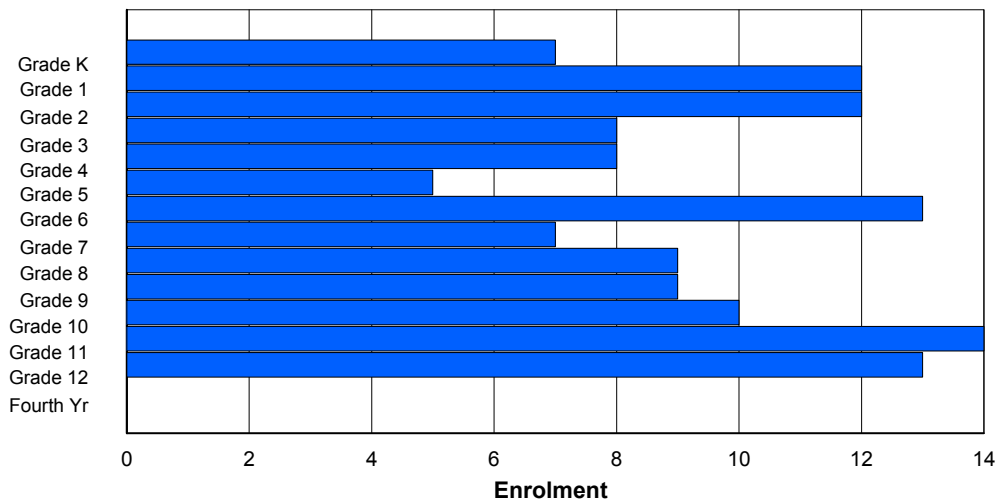
Enrolment By Age and Gender

Gender	Age																	Total
	5	6	7	8	9	10	11	12	13	14	15	16	17	18	19	20>		
Male	3	7	7	5	3	3	9	3	6	5	2	2	7	1	0	0	63	
Female	4	5	5	3	5	2	4	4	3	4	8	12	4	1	0	0	64	
Total	7	12	12	8	8	5	13	7	9	9	10	14	11	2	0	0	127	

Enrolment By Grade and Gender

Gender	Grade															Total
	K	1	2	3	4	5	6	7	8	9	10	11	12	4th		
Male	3	7	7	5	3	3	9	3	6	5	2	2	8	0	63	
Female	4	5	5	3	5	2	4	4	3	4	8	12	5	0	64	
Total	7	12	12	8	8	5	13	7	9	9	10	14	13	0	127	

Enrolment By Grade
For 223 - Christ the King School, Rushoon



* Data from the 2010-2011 AGR(Enrolment/Age as of the last day in Sept./Dec.)

** Newfoundland Statistics Classification System

*** May include itinerant teachers

District 4 - Eastern

#224 - Donald C. Jamieson Academy, Burin Bay Arm

Classification: Rural
Offers Distance Education: No

Grades: K-7 Number of Grades: 8

[School FTE PTR : 13.3](#)
[District FTE PTR : 12.7](#)
[Provincial FTE PTR : 12.0](#)

[FTE Teachers](#) *** : 28.0

Enrolment By Age and Gender

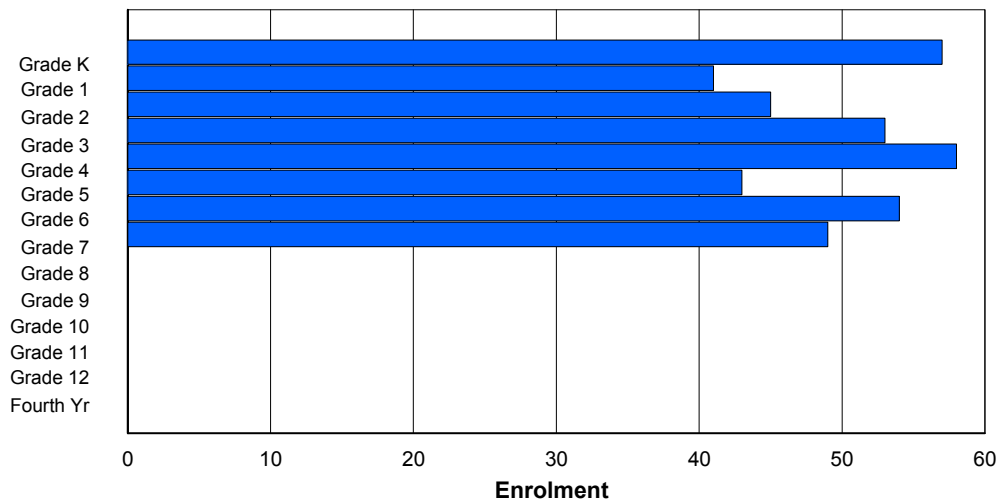
Gender	Age																Total
	5	6	7	8	9	10	11	12	13	14	15	16	17	18	19	20>	
Male	32	18	24	30	21	19	27	23	0	0	0	0	0	0	0	0	194
Female	24	22	23	22	39	23	26	27	0	0	0	0	0	0	0	0	206
Total	56	40	47	52	60	42	53	50	0	0	0	0	0	0	0	0	400

Enrolment By Grade and Gender

Gender	Grade														Total
	K	1	2	3	4	5	6	7	8	9	10	11	12	4th	
Male	34	18	22	30	20	20	27	23	0	0	0	0	0	0	194
Female	23	23	23	23	38	23	27	26	0	0	0	0	0	0	206
Total	57	41	45	53	58	43	54	49	0	0	0	0	0	0	400

Enrolment By Grade

For 224 - Donald C. Jamieson Academy, Burin Bay Arm



* Data from the 2010-2011 AGR(Enrolment/Age as of the last day in Sept./Dec.)

** Newfoundland Statistics Classification System

*** May include itinerant teachers

District 4 - Eastern

#225 - St. Anne's School, South East Bight

Classification: Rural
Offers Distance Education: Yes

Grades: 1-10 Number of Grades: 10

[School FTE PTR : 4.3](#)
[District FTE PTR : 12.7](#)
[Provincial FTE PTR : 12.0](#)

[FTE Teachers](#) *** : 3.0

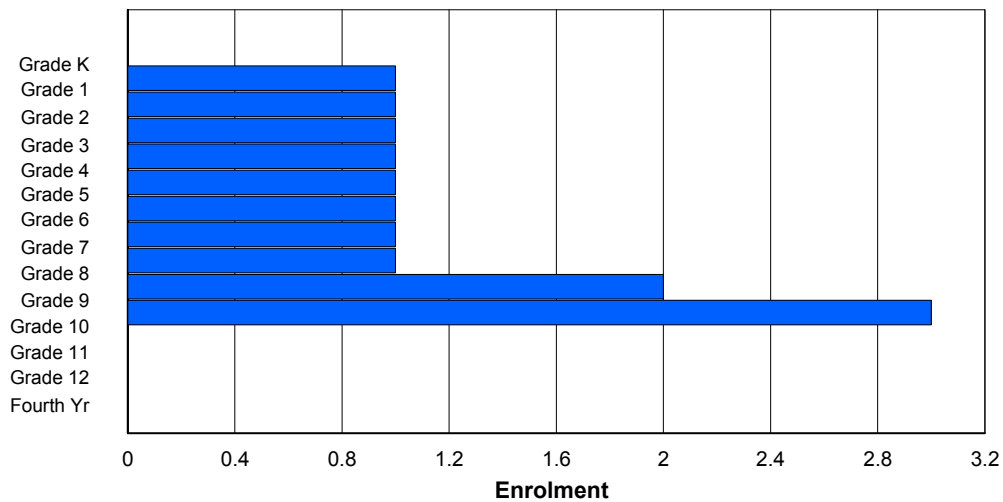
Enrolment By Age and Gender

Gender	Age																Total
	5	6	7	8	9	10	11	12	13	14	15	16	17	18	19	20>	
Male	0	1	0	1	0	0	0	1	0	1	2	0	0	0	0	0	6
Female	0	0	1	0	1	1	1	0	1	1	1	0	0	0	0	0	7
Total	0	1	1	1	1	1	1	1	1	2	3	0	0	0	0	0	13

Enrolment By Grade and Gender

Gender	Grade														Total
	K	1	2	3	4	5	6	7	8	9	10	11	12	4th	
Male	0	1	0	1	0	0	0	1	0	1	2	0	0	0	6
Female	0	0	1	0	1	1	1	0	1	1	1	0	0	0	7
Total	0	1	1	1	1	1	1	1	1	2	3	0	0	0	13

Enrolment By Grade
For 225 - St. Anne's School, South East Bight



* Data from the 2010-2011 AGR(Enrolment/Age as of the last day in Sept./Dec.)

** Newfoundland Statistics Classification System

*** May include itinerant teachers

District 4 - Eastern

#226 - Fortune Bay Academy, St. Bernard's - Jacques Fontaine

Classification: Rural
Offers Distance Education: Yes

Grades: K-12 Number of Grades: 13

[School FTE PTR : 8.9](#)
[District FTE PTR : 12.7](#)
[Provincial FTE PTR : 12.0](#)

[FTE Teachers](#) *** : 15.0

Enrolment By Age and Gender

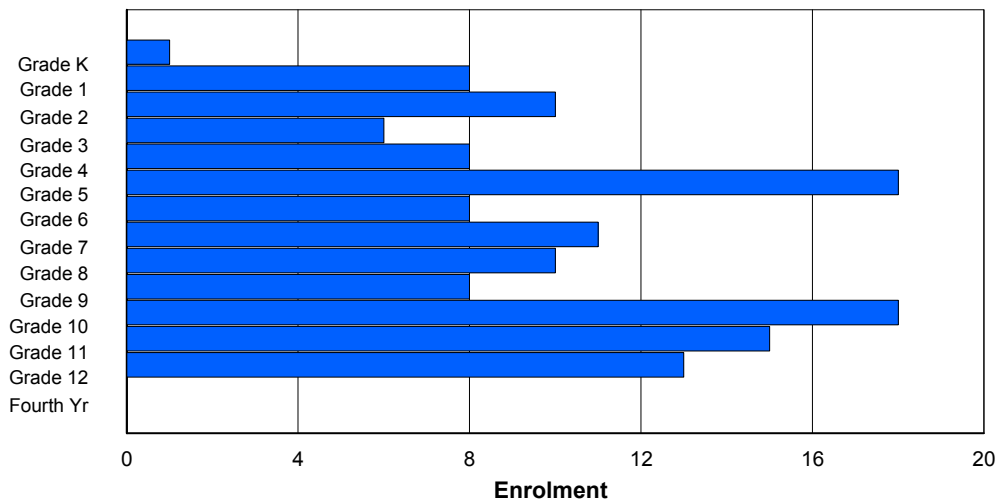
Gender	Age																Total
	5	6	7	8	9	10	11	12	13	14	15	16	17	18	19	20>	
Male	0	0	10	3	3	11	4	5	4	5	9	8	5	1	0	0	68
Female	1	2	6	3	5	7	4	6	5	2	11	6	6	2	0	0	66
Total	1	2	16	6	8	18	8	11	9	7	20	14	11	3	0	0	134

Enrolment By Grade and Gender

Gender	Grade														Total
	K	1	2	3	4	5	6	7	8	9	10	11	12	4th	
Male	0	2	8	3	3	11	4	5	5	5	8	8	6	0	68
Female	1	6	2	3	5	7	4	6	5	3	10	7	7	0	66
Total	1	8	10	6	8	18	8	11	10	8	18	15	13	0	134

Enrolment By Grade

For 226 - Fortune Bay Academy, St. Bernard's - Jacques Fontaine



* Data from the 2010-2011 AGR(Enrolment/Age as of the last day in Sept./Dec.)

** Newfoundland Statistics Classification System

*** May include itinerant teachers

District 4 - Eastern

#228 - St. Lawrence Academy, St. Lawrence

Classification: Rural
Offers Distance Education: Yes

Grades: K-12 Number of Grades: 13

[School FTE PTR : 10.1](#)
[District FTE PTR : 12.7](#)
[Provincial FTE PTR : 12.0](#)

[FTE Teachers](#) *** : 20.0

Enrolment By Age and Gender

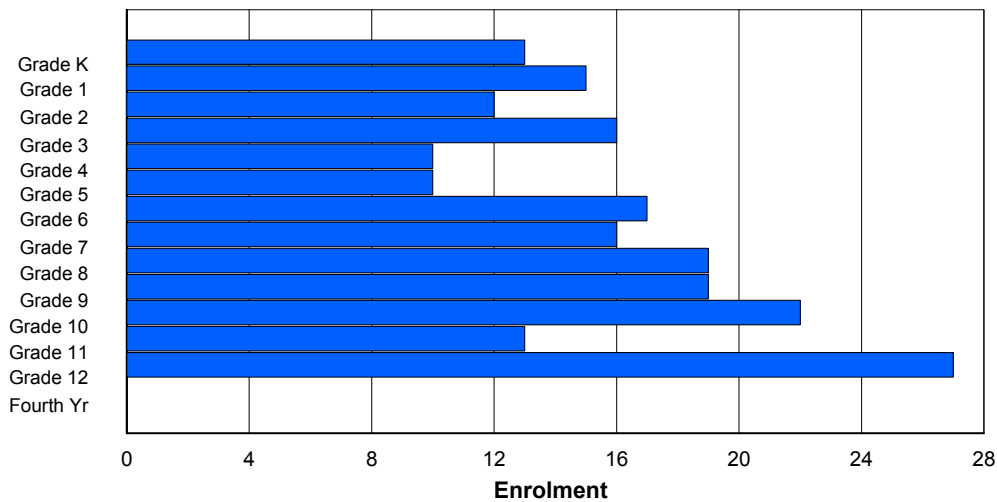
Gender	Age																Total
	5	6	7	8	9	10	11	12	13	14	15	16	17	18	19	20>	
Male	10	9	7	10	7	6	7	10	9	11	9	4	14	2	0	0	115
Female	3	6	4	6	3	5	9	7	6	8	13	11	11	2	0	0	94
Total	13	15	11	16	10	11	16	17	15	19	22	15	25	4	0	0	209

Enrolment By Grade and Gender

Gender	Grade														Total
	K	1	2	3	4	5	6	7	8	9	10	11	12	4th	
Male	10	9	8	10	7	5	7	10	12	9	10	4	14	0	115
Female	3	6	4	6	3	5	10	6	7	10	12	9	13	0	94
Total	13	15	12	16	10	10	17	16	19	19	22	13	27	0	209

Enrolment By Grade

For 228 - St. Lawrence Academy, St. Lawrence



* Data from the 2010-2011 AGR(Enrolment/Age as of the last day in Sept./Dec.)

** Newfoundland Statistics Classification System

*** May include itinerant teachers

District 4 - Eastern

#229 - St. Joseph's All Grade, Terrenceville

Classification: Rural
Offers Distance Education: Yes

Grades: K-12 Number of Grades: 13

[School FTE PTR : 7.9](#)
[District FTE PTR : 12.7](#)
[Provincial FTE PTR : 12.0](#)

[FTE Teachers](#) *** : 16.0

Enrolment By Age and Gender

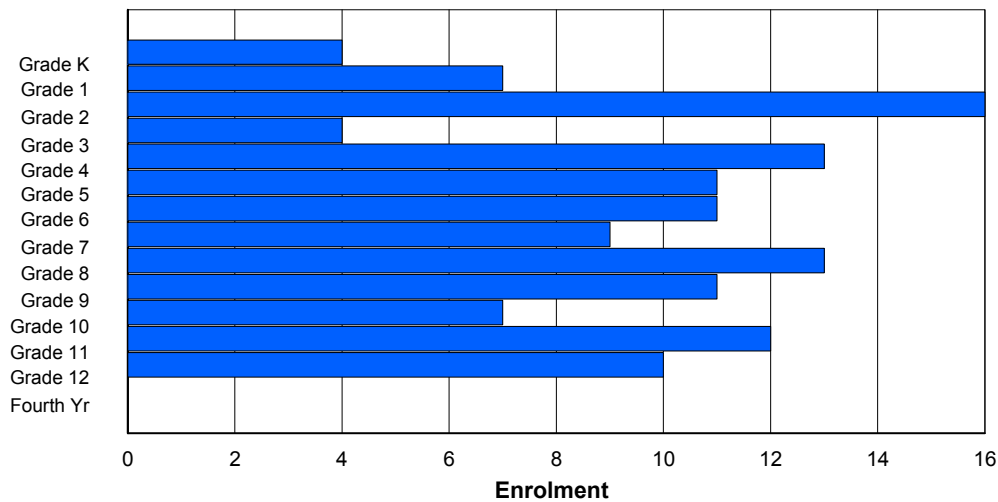
Gender	Age																Total
	5	6	7	8	9	10	11	12	13	14	15	16	17	18	19	20>	
Male	2	2	5	4	5	5	7	4	7	6	4	5	8	0	0	0	64
Female	2	3	11	2	6	8	4	3	4	3	8	3	7	0	0	0	64
Total	4	5	16	6	11	13	11	7	11	9	12	8	15	0	0	0	128

Enrolment By Grade and Gender

Gender	Grade														Total
	K	1	2	3	4	5	6	7	8	9	10	11	12	4th	
Male	2	3	5	3	7	3	7	6	8	6	2	8	4	0	64
Female	2	4	11	1	6	8	4	3	5	5	5	4	6	0	64
Total	4	7	16	4	13	11	11	9	13	11	7	12	10	0	128

Enrolment By Grade

For 229 - St. Joseph's All Grade, Terrenceville



* Data from the 2010-2011 AGR(Enrolment/Age as of the last day in Sept./Dec.)

** Newfoundland Statistics Classification System

*** May include itinerant teachers

District 4 - Eastern

#231 - Discovery Collegiate, Bonavista

Classification: Rural
Offers Distance Education: No

Grades: 9-12 Number of Grades: 4

[School FTE PTR : 13.1](#)
[District FTE PTR : 12.7](#)
[Provincial FTE PTR : 12.0](#)

[FTE Teachers](#) *** : 18.8

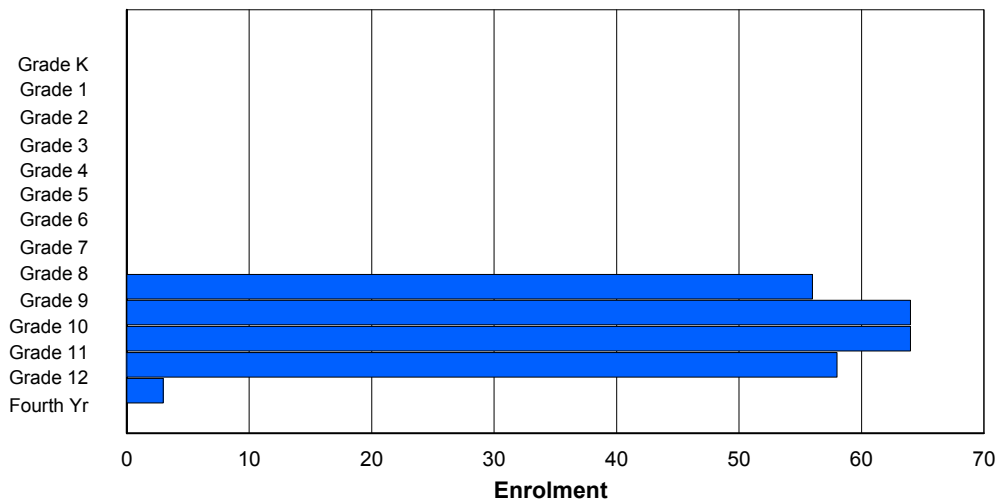
Enrolment By Age and Gender

Gender	Age																Total
	5	6	7	8	9	10	11	12	13	14	15	16	17	18	19	20>	
Male	0	0	0	0	0	0	0	0	0	27	32	35	30	2	0	0	126
Female	0	0	0	0	0	0	0	0	0	24	24	33	36	2	0	0	119
Total	0	0	0	0	0	0	0	0	0	51	56	68	66	4	0	0	245

Enrolment By Grade and Gender

Gender	Grade														Total
	K	1	2	3	4	5	6	7	8	9	10	11	12	4th	
Male	0	0	0	0	0	0	0	0	0	29	39	32	24	2	126
Female	0	0	0	0	0	0	0	0	0	27	25	32	34	1	119
Total	0	0	0	0	0	0	0	0	0	56	64	64	58	3	245

Enrolment By Grade
For 231 - Discovery Collegiate, Bonavista



* Data from the 2010-2011 AGR(Enrolment/Age as of the last day in Sept./Dec.)

** Newfoundland Statistics Classification System

*** May include itinerant teachers

District 4 - Eastern

#232 - Matthew Elementary School, Bonavista

Classification: Rural
Offers Distance Education: No

Grades: K-8 Number of Grades: 9

[School FTE PTR : 11.6](#)
[District FTE PTR : 12.7](#)
[Provincial FTE PTR : 12.0](#)

[FTE Teachers](#) *** : 27.0

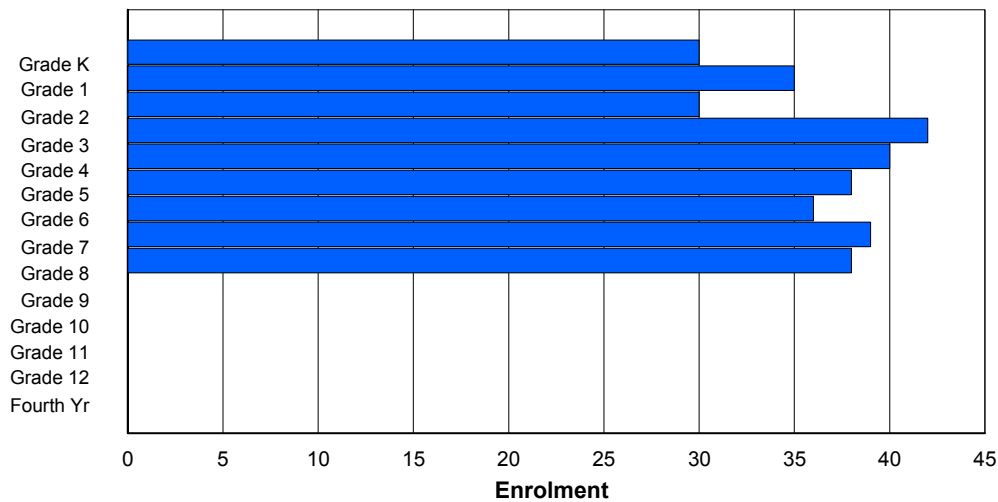
Enrolment By Age and Gender

Gender	Age																Total
	5	6	7	8	9	10	11	12	13	14	15	16	17	18	19	20>	
Male	19	14	16	20	24	18	21	23	20	1	0	0	0	0	0	0	176
Female	11	21	13	21	18	19	17	14	18	0	0	0	0	0	0	0	152
Total	30	35	29	41	42	37	38	37	38	1	0	0	0	0	0	0	328

Enrolment By Grade and Gender

Gender	Grade														Total
	K	1	2	3	4	5	6	7	8	9	10	11	12	4th	
Male	19	14	16	22	22	19	20	24	20	0	0	0	0	0	176
Female	11	21	14	20	18	19	16	15	18	0	0	0	0	0	152
Total	30	35	30	42	40	38	36	39	38	0	0	0	0	0	328

Enrolment By Grade
For 232 - Matthew Elementary School, Bonavista



* Data from the 2010-2011 AGR(Enrolment/Age as of the last day in Sept./Dec.)

** Newfoundland Statistics Classification System

*** May include itinerant teachers

District 4 - Eastern

#234 - Catalina Elementary School, Catalina

Classification: Rural
Offers Distance Education: No

Grades: K-8 Number of Grades: 9

[School FTE PTR : 11.6](#)
[District FTE PTR : 12.7](#)
[Provincial FTE PTR : 12.0](#)

[FTE Teachers](#) *** : 13.7

Enrolment By Age and Gender

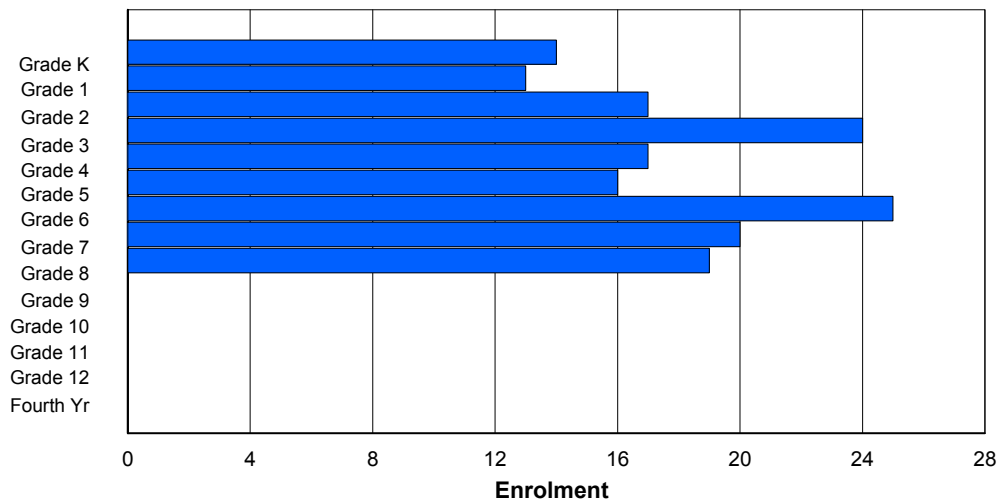
Gender	Age																Total
	5	6	7	8	9	10	11	12	13	14	15	16	17	18	19	20>	
Male	8	7	11	9	9	6	17	11	9	1	0	0	0	0	0	0	88
Female	5	7	5	15	9	10	7	10	9	0	0	0	0	0	0	0	77
Total	13	14	16	24	18	16	24	21	18	1	0	0	0	0	0	0	165

Enrolment By Grade and Gender

Gender	Grade														Total
	K	1	2	3	4	5	6	7	8	9	10	11	12	4th	
Male	9	6	11	10	8	6	17	11	10	0	0	0	0	0	88
Female	5	7	6	14	9	10	8	9	9	0	0	0	0	0	77
Total	14	13	17	24	17	16	25	20	19	0	0	0	0	0	165

Enrolment By Grade

For 234 - Catalina Elementary School, Catalina



* Data from the 2010-2011 AGR(Enrolment/Age as of the last day in Sept./Dec.)

** Newfoundland Statistics Classification System

*** May include itinerant teachers

District 4 - Eastern

#235 - Clarenville High School, Clarenville

Classification: Urban
Offers Distance Education: No

Grades: 9-12 Number of Grades: 4

[School FTE PTR : 15.6](#)
[District FTE PTR : 12.7](#)
[Provincial FTE PTR : 12.0](#)

[FTE Teachers](#) *** : 25.5

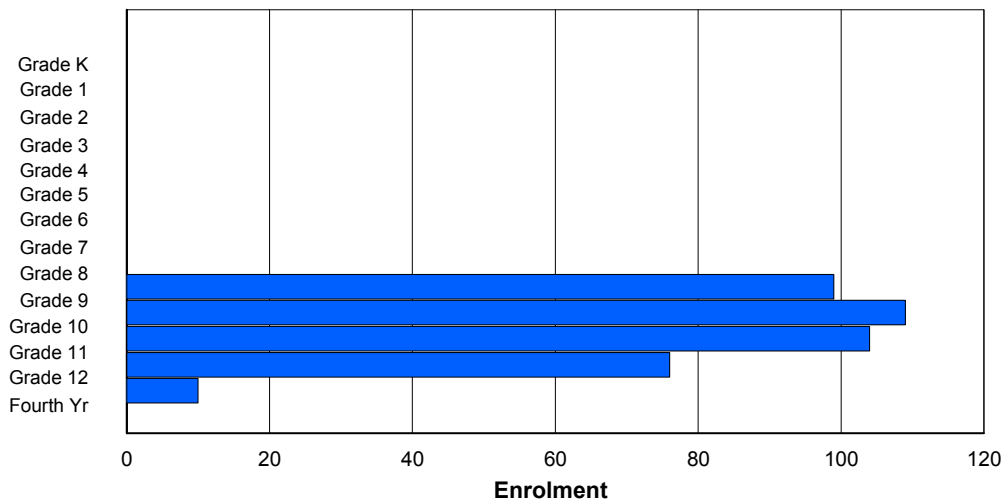
Enrolment By Age and Gender

Gender	Age																	Total
	5	6	7	8	9	10	11	12	13	14	15	16	17	18	19	20>		
Male	0	0	0	0	0	0	0	0	1	51	47	60	42	7	1	0	209	
Female	0	0	0	0	0	0	0	0	1	45	61	41	34	7	0	0	189	
Total	0	0	0	0	0	0	0	0	2	96	108	101	76	14	1	0	398	

Enrolment By Grade and Gender

Gender	Grade															Total
	K	1	2	3	4	5	6	7	8	9	10	11	12	4th		
Male	0	0	0	0	0	0	0	0	0	54	46	62	42	5	209	
Female	0	0	0	0	0	0	0	0	0	45	63	42	34	5	189	
Total	0	0	0	0	0	0	0	0	0	99	109	104	76	10	398	

Enrolment By Grade
For 235 - Clarenville High School, Clarenville



* Data from the 2010-2011 AGR(Enrolment/Age as of the last day in Sept./Dec.)

** Newfoundland Statistics Classification System

*** May include itinerant teachers

District 4 - Eastern

#237 - Anthony Paddon Elementary, Musgravetown

Grades: K-6 Number of Grades: 7

[FTE Teachers](#) *** : 15.5

Classification: Rural
Offers Distance Education: No

[School FTE PTR : 11.8](#)

[District FTE PTR : 12.7](#)

[Provincial FTE PTR : 12.0](#)

Enrolment By Age and Gender

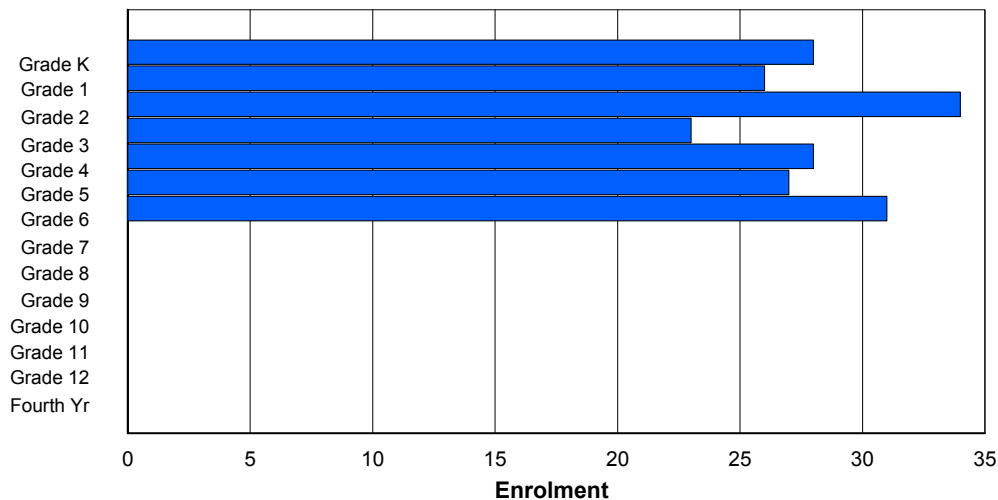
Gender	Age																Total
	5	6	7	8	9	10	11	12	13	14	15	16	17	18	19	20>	
Male	13	14	13	9	16	14	15	0	0	0	0	0	0	0	0	0	94
Female	13	14	21	12	14	13	16	0	0	0	0	0	0	0	0	0	103
Total	26	28	34	21	30	27	31	0	0	0	0	0	0	0	0	0	197

Enrolment By Grade and Gender

Gender	Grade														Total
	K	1	2	3	4	5	6	7	8	9	10	11	12	4th	
Male	15	12	13	10	15	14	15	0	0	0	0	0	0	0	94
Female	13	14	21	13	13	13	16	0	0	0	0	0	0	0	103
Total	28	26	34	23	28	27	31	0	0	0	0	0	0	0	197

Enrolment By Grade

For 237 - Anthony Paddon Elementary, Musgravetown



* Data from the 2010-2011 AGR(Enrolment/Age as of the last day in Sept./Dec.)

** Newfoundland Statistics Classification System

*** May include itinerant teachers

District 4 - Eastern

#240 - Bishop White School, Port Rexton

Classification: Rural
Offers Distance Education: Yes

Grades: K-12 Number of Grades: 13

[School FTE PTR : 7.7](#)
[District FTE PTR : 12.7](#)
[Provincial FTE PTR : 12.0](#)

[FTE Teachers](#) *** : 14.5

Enrolment By Age and Gender

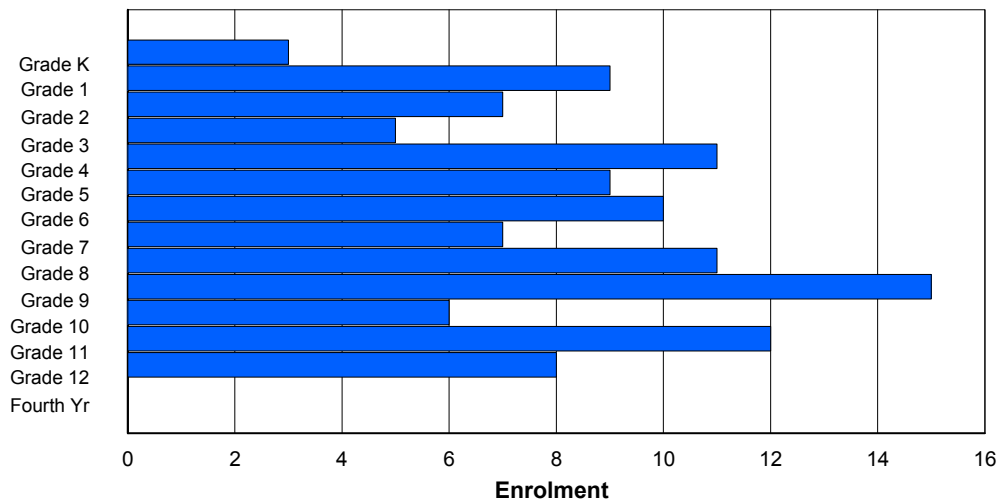
Gender	Age																Total
	5	6	7	8	9	10	11	12	13	14	15	16	17	18	19	20>	
Male	0	4	4	3	6	3	4	3	5	7	4	7	8	0	0	0	58
Female	3	5	3	2	5	6	6	4	6	8	2	4	1	0	0	0	55
Total	3	9	7	5	11	9	10	7	11	15	6	11	9	0	0	0	113

Enrolment By Grade and Gender

Gender	Grade														Total
	K	1	2	3	4	5	6	7	8	9	10	11	12	4th	
Male	0	4	4	3	6	3	4	3	5	7	4	8	7	0	58
Female	3	5	3	2	5	6	6	4	6	8	2	4	1	0	55
Total	3	9	7	5	11	9	10	7	11	15	6	12	8	0	113

Enrolment By Grade

For 240 - Bishop White School, Port Rexton



* Data from the 2010-2011 AGR(Enrolment/Age as of the last day in Sept./Dec.)

** Newfoundland Statistics Classification System

*** May include itinerant teachers

District 4 - Eastern

#242 - Random Island Academy, Hickman's Harbour

Classification: Rural
Offers Distance Education: Yes

Grades: K-12 Number of Grades: 13

[School FTE PTR : 9.4](#)
[District FTE PTR : 12.7](#)
[Provincial FTE PTR : 12.0](#)

[FTE Teachers](#) *** : 19.0

Enrolment By Age and Gender

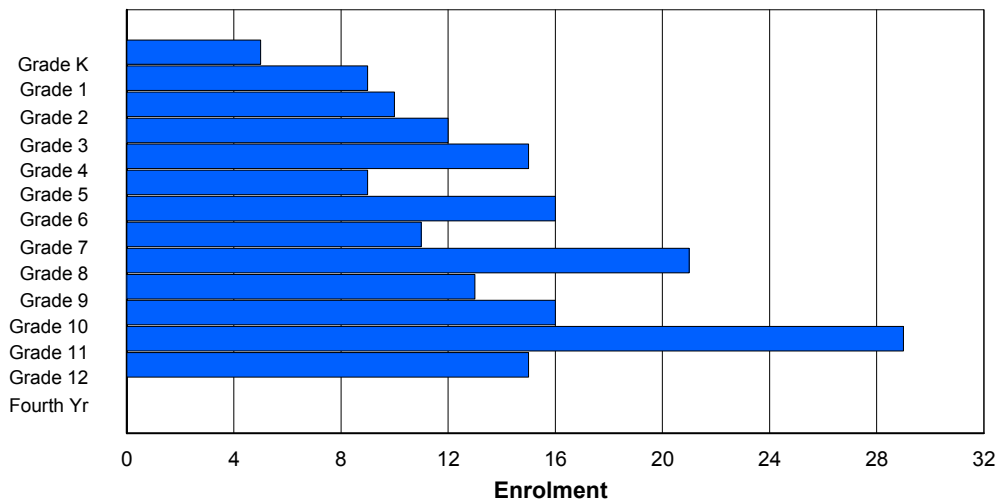
Gender	Age																	Total
	5	6	7	8	9	10	11	12	13	14	15	16	17	18	19	20>		
Male	3	4	5	7	7	4	10	4	11	8	8	13	9	1	0	0	94	
Female	2	5	5	5	8	5	6	7	10	5	8	16	5	0	0	0	87	
Total	5	9	10	12	15	9	16	11	21	13	16	29	14	1	0	0	181	

Enrolment By Grade and Gender

Gender	Grade															Total
	K	1	2	3	4	5	6	7	8	9	10	11	12	4th		
Male	3	4	5	7	7	4	10	4	11	8	8	13	10	0	94	
Female	2	5	5	5	8	5	6	7	10	5	8	16	5	0	87	
Total	5	9	10	12	15	9	16	11	21	13	16	29	15	0	181	

Enrolment By Grade

For 242 - Random Island Academy, Hickman's Harbour



* Data from the 2010-2011 AGR(Enrolment/Age as of the last day in Sept./Dec.)

** Newfoundland Statistics Classification System

*** May include itinerant teachers

District 4 - Eastern

#243 - Balbo Elementary School, Shoal Harbour

Classification: Urban
Offers Distance Education: No

Grades: K-8 Number of Grades: 9

[School FTE PTR : 13.3](#)
[District FTE PTR : 12.7](#)
[Provincial FTE PTR : 12.0](#)

[FTE Teachers](#) *** : 26.5

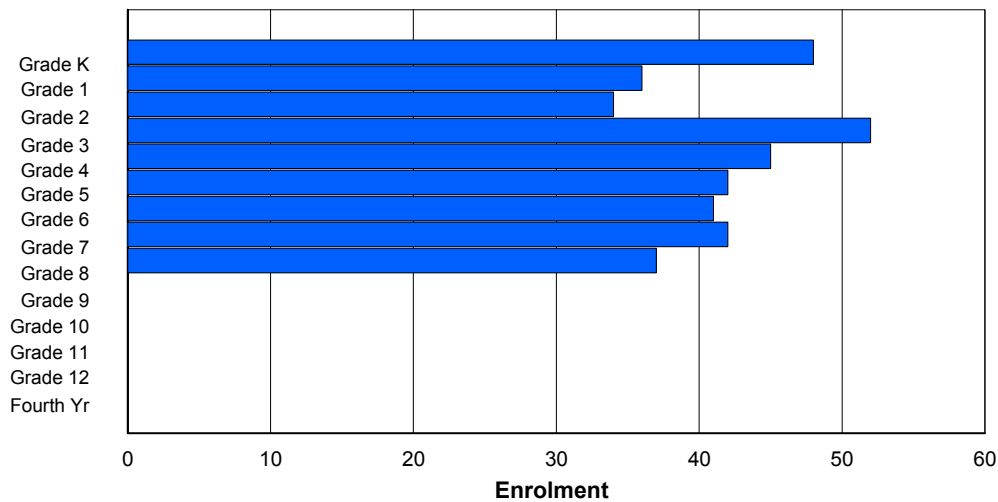
Enrolment By Age and Gender

Gender	Age																Total
	5	6	7	8	9	10	11	12	13	14	15	16	17	18	19	20>	
Male	26	20	12	25	20	21	27	25	20	0	0	0	0	0	0	0	196
Female	22	16	21	28	24	20	17	16	17	0	0	0	0	0	0	0	181
Total	48	36	33	53	44	41	44	41	37	0	0	0	0	0	0	0	377

Enrolment By Grade and Gender

Gender	Grade														Total
	K	1	2	3	4	5	6	7	8	9	10	11	12	4th	
Male	26	20	12	25	21	22	25	25	20	0	0	0	0	0	196
Female	22	16	22	27	24	20	16	17	17	0	0	0	0	0	181
Total	48	36	34	52	45	42	41	42	37	0	0	0	0	0	377

Enrolment By Grade
For 243 - Balbo Elementary School, Shoal Harbour



* Data from the 2010-2011 AGR(Enrolment/Age as of the last day in Sept./Dec.)

** Newfoundland Statistics Classification System

*** May include itinerant teachers

District 4 - Eastern

#246 - Swift Current Academy, Swift Current

Classification: Rural
Offers Distance Education: Yes

Grades: K-12 Number of Grades: 13

[School FTE PTR : 6.2](#)
[District FTE PTR : 12.7](#)
[Provincial FTE PTR : 12.0](#)

[FTE Teachers](#) *** : 9.0

Enrolment By Age and Gender

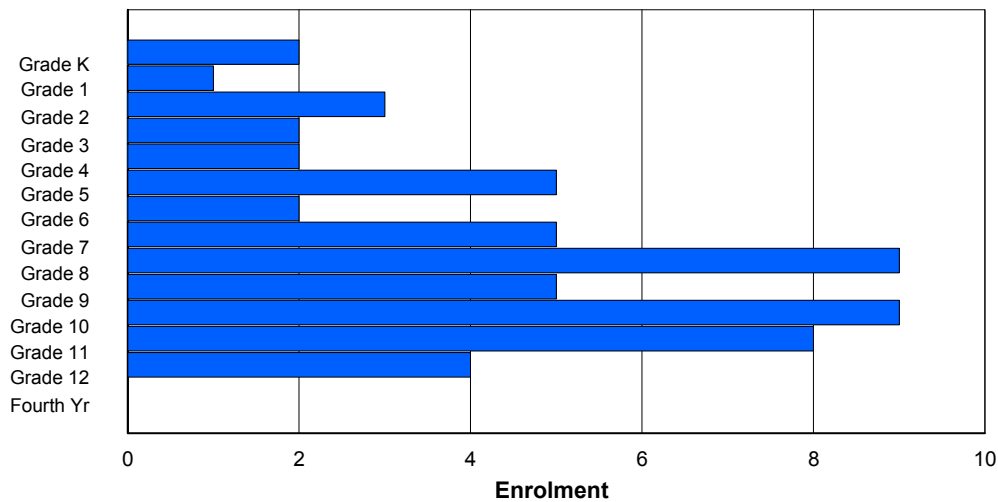
Gender	Age																	Total
	5	6	7	8	9	10	11	12	13	14	15	16	17	18	19	20>		
Male	0	1	3	0	0	3	1	3	6	4	7	2	2	0	0	0	32	
Female	2	0	0	2	2	2	1	1	3	1	3	5	2	0	0	1	25	
Total	2	1	3	2	2	5	2	4	9	5	10	7	4	0	0	1	57	

Enrolment By Grade and Gender

Gender	Grade															Total
	K	1	2	3	4	5	6	7	8	9	10	11	12	4th		
Male	0	1	3	0	0	3	1	3	6	4	7	2	2	0	32	
Female	2	0	0	2	2	2	1	2	3	1	2	6	2	0	25	
Total	2	1	3	2	2	5	2	5	9	5	9	8	4	0	57	

Enrolment By Grade

For 246 - Swift Current Academy, Swift Current



* Data from the 2010-2011 AGR(Enrolment/Age as of the last day in Sept./Dec.)

** Newfoundland Statistics Classification System

*** May include itinerant teachers

District 4 - Eastern

#247 - Roncalli Central High, Avondale

Classification: Rural
Offers Distance Education: No

Grades: 7-12 Number of Grades: 6

[School FTE PTR : 13.7](#)
[District FTE PTR : 12.7](#)
[Provincial FTE PTR : 12.0](#)

[FTE Teachers](#) *** : 21.7

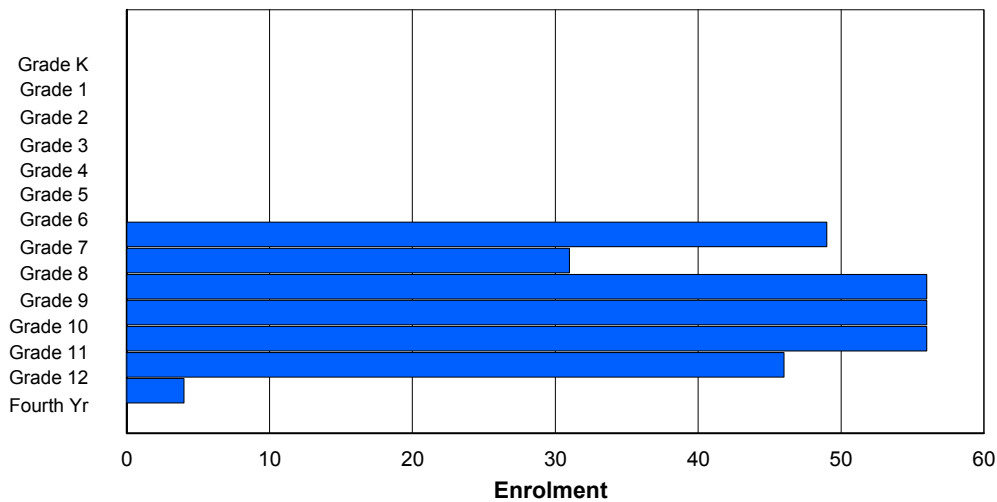
Enrolment By Age and Gender

Gender	Age																Total
	5	6	7	8	9	10	11	12	13	14	15	16	17	18	19	20>	
Male	0	0	0	0	0	0	1	21	16	28	25	28	18	5	0	0	142
Female	0	0	0	0	0	0	0	26	16	26	30	28	26	4	0	0	156
Total	0	0	0	0	0	0	1	47	32	54	55	56	44	9	0	0	298

Enrolment By Grade and Gender

Gender	Grade														Total
	K	1	2	3	4	5	6	7	8	9	10	11	12	4th	
Male	0	0	0	0	0	0	0	23	15	30	25	28	19	2	142
Female	0	0	0	0	0	0	0	26	16	26	31	28	27	2	156
Total	0	0	0	0	0	0	0	49	31	56	56	56	46	4	298

Enrolment By Grade
For 247 - Roncalli Central High, Avondale



* Data from the 2010-2011 AGR(Enrolment/Age as of the last day in Sept./Dec.)

** Newfoundland Statistics Classification System

*** May include itinerant teachers

District 4 - Eastern

#248 - Amalgamated Academy, Bay Roberts

Classification: Urban
Offers Distance Education: No

Grades: 4-9 Number of Grades: 6

[School FTE PTR : 15.0](#)
[District FTE PTR : 12.7](#)
[Provincial FTE PTR : 12.0](#)

[FTE Teachers](#) *** : 47.9

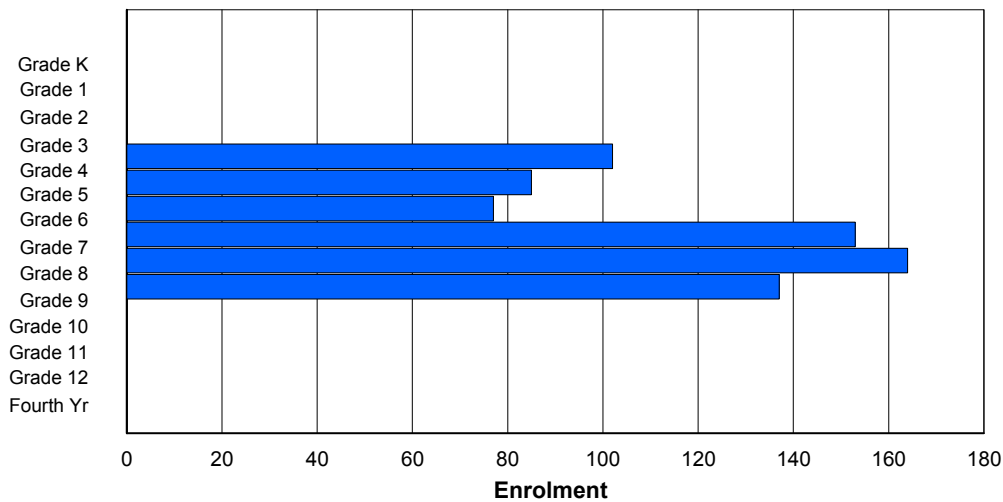
Enrolment By Age and Gender

Gender	Age																Total
	5	6	7	8	9	10	11	12	13	14	15	16	17	18	19	20>	
Male	0	0	0	0	60	38	41	79	77	80	3	0	0	0	0	0	378
Female	0	0	0	1	41	46	37	68	83	62	1	1	0	0	0	0	340
Total	0	0	0	1	101	84	78	147	160	142	4	1	0	0	0	0	718

Enrolment By Grade and Gender

Gender	Grade														Total
	K	1	2	3	4	5	6	7	8	9	10	11	12	4th	
Male	0	0	0	0	61	38	40	83	79	77	0	0	0	0	378
Female	0	0	0	0	41	47	37	70	85	60	0	0	0	0	340
Total	0	0	0	0	102	85	77	153	164	137	0	0	0	0	718

Enrolment By Grade
For 248 - Amalgamated Academy, Bay Roberts



* Data from the 2010-2011 AGR(Enrolment/Age as of the last day in Sept./Dec.)

** Newfoundland Statistics Classification System

*** May include itinerant teachers

District 4 - Eastern

#249 - Ascension Collegiate, Bay Roberts

Classification: Urban
Offers Distance Education: Yes

Grades: 10-12 Number of Grades: 3

[School FTE PTR : 16.5](#)
[District FTE PTR : 12.7](#)
[Provincial FTE PTR : 12.0](#)

[FTE Teachers](#) *** : 38.0

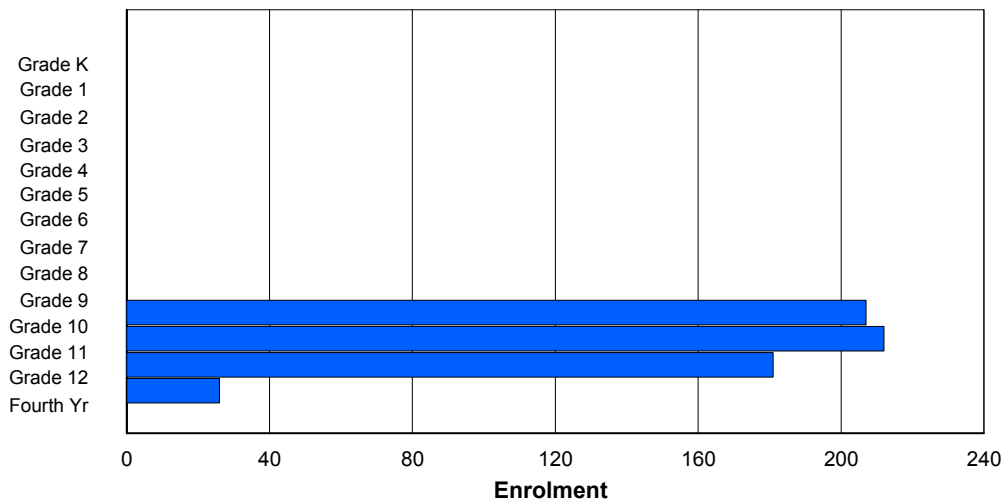
Enrolment By Age and Gender

Gender	Age																Total
	5	6	7	8	9	10	11	12	13	14	15	16	17	18	19	20>	
Male	0	0	0	0	0	0	0	0	0	0	96	100	90	22	2	2	312
Female	0	0	0	1	0	0	0	0	0	0	101	117	84	10	1	0	314
Total	0	0	0	1	0	0	0	0	0	0	197	217	174	32	3	2	626

Enrolment By Grade and Gender

Gender	Grade														Total
	K	1	2	3	4	5	6	7	8	9	10	11	12	4th	
Male	0	0	0	0	0	0	0	0	0	0	102	96	97	17	312
Female	0	0	0	0	0	0	0	0	0	0	105	116	84	9	314
Total	0	0	0	0	0	0	0	0	0	0	207	212	181	26	626

Enrolment By Grade
For 249 - Ascension Collegiate, Bay Roberts



* Data from the 2010-2011 AGR(Enrolment/Age as of the last day in Sept./Dec.)

** Newfoundland Statistics Classification System

*** May include itinerant teachers

District 4 - Eastern

#253 - Carbonear Collegiate, Carbonear

Classification: Rural
Offers Distance Education: Yes

Grades: 10-12 Number of Grades: 3

[School FTE PTR : 14.8](#)
[District FTE PTR : 12.7](#)
[Provincial FTE PTR : 12.0](#)

[FTE Teachers](#) *** : 29.5

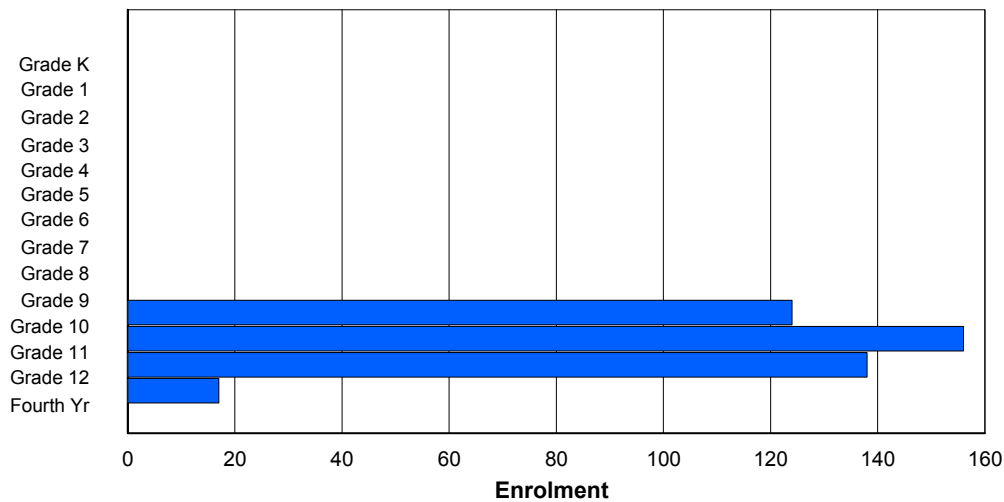
Enrolment By Age and Gender

Gender	Age																Total
	5	6	7	8	9	10	11	12	13	14	15	16	17	18	19	20>	
Male	0	0	0	0	0	0	0	0	0	0	53	80	79	13	0	1	226
Female	0	0	0	0	0	0	0	0	0	1	62	75	60	11	0	0	209
Total	0	0	0	0	0	0	0	0	0	1	115	155	139	24	0	1	435

Enrolment By Grade and Gender

Gender	Grade														Total
	K	1	2	3	4	5	6	7	8	9	10	11	12	4th	
Male	0	0	0	0	0	0	0	0	0	0	55	86	75	10	226
Female	0	0	0	0	0	0	0	0	0	0	69	70	63	7	209
Total	0	0	0	0	0	0	0	0	0	0	124	156	138	17	435

Enrolment By Grade
For 253 - Carbonear Collegiate, Carbonear



* Data from the 2010-2011 AGR(Enrolment/Age as of the last day in Sept./Dec.)

** Newfoundland Statistics Classification System

*** May include itinerant teachers

District 4 - Eastern

#254 - Davis Elementary, Carbonear

Classification: Rural
Offers Distance Education: No

Grades: K-5 Number of Grades: 6

[School FTE PTR : 13.7](#)
[District FTE PTR : 12.7](#)
[Provincial FTE PTR : 12.0](#)

[FTE Teachers](#) *** : 19.0

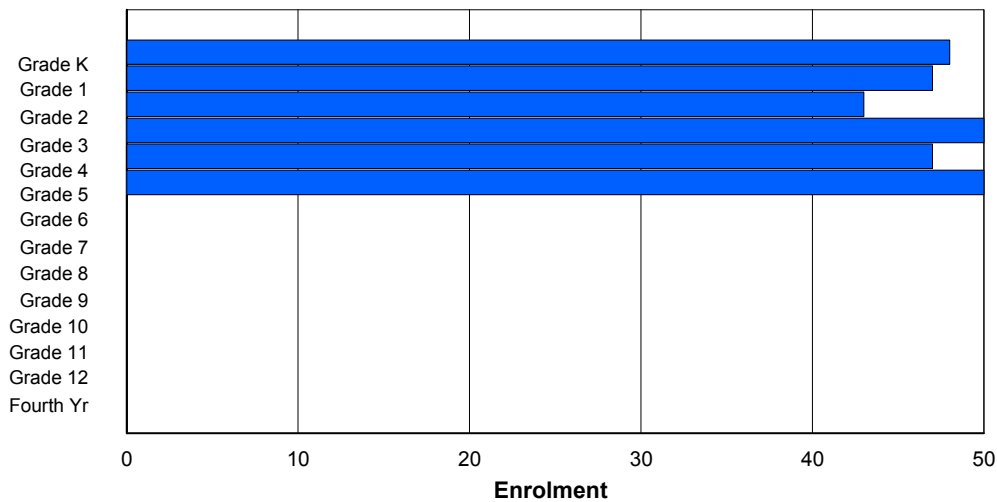
Enrolment By Age and Gender

Gender	Age																Total
	5	6	7	8	9	10	11	12	13	14	15	16	17	18	19	20>	
Male	26	22	22	25	21	24	2	0	0	0	0	0	0	0	0	0	142
Female	22	25	19	27	25	23	2	0	0	0	0	0	0	0	0	0	143
Total	48	47	41	52	46	47	4	0	0	0	0	0	0	0	0	0	285

Enrolment By Grade and Gender

Gender	Grade															Total
	K	1	2	3	4	5	6	7	8	9	10	11	12	4th		
Male	26	22	23	24	21	26	0	0	0	0	0	0	0	0	142	
Female	22	25	20	26	26	24	0	0	0	0	0	0	0	0	143	
Total	48	47	43	50	47	50	0	0	0	0	0	0	0	0	285	

Enrolment By Grade
For 254 - Davis Elementary, Carbonear



* Data from the 2010-2011 AGR(Enrolment/Age as of the last day in Sept./Dec.)

** Newfoundland Statistics Classification System

*** May include itinerant teachers

District 4 - Eastern

#258 - Holy Family Elementary, Chapel Arm

Classification: Rural
Offers Distance Education: No

Grades: K-6 Number of Grades: 7

[School FTE PTR : 11.6](#)
[District FTE PTR : 12.7](#)
[Provincial FTE PTR : 12.0](#)

[FTE Teachers](#) *** : 10.0

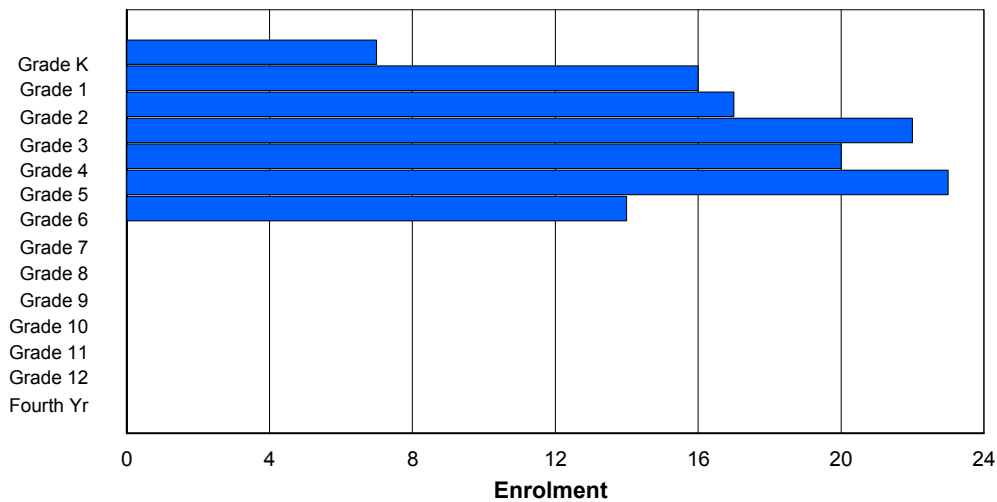
Enrolment By Age and Gender

Gender	Age																Total
	5	6	7	8	9	10	11	12	13	14	15	16	17	18	19	20>	
Male	5	11	6	12	10	9	6	1	0	0	0	0	0	0	0	0	60
Female	2	5	11	10	10	13	8	0	0	0	0	0	0	0	0	0	59
Total	7	16	17	22	20	22	14	1	0	0	0	0	0	0	0	0	119

Enrolment By Grade and Gender

Gender	Grade															Total
	K	1	2	3	4	5	6	7	8	9	10	11	12	4th		
Male	5	11	6	12	10	9	7	0	0	0	0	0	0	0	60	
Female	2	5	11	10	10	14	7	0	0	0	0	0	0	0	59	
Total	7	16	17	22	20	23	14	0	0	0	0	0	0	0	119	

Enrolment By Grade
For 258 - Holy Family Elementary, Chapel Arm



* Data from the 2010-2011 AGR(Enrolment/Age as of the last day in Sept./Dec.)

** Newfoundland Statistics Classification System

*** May include itinerant teachers

District 4 - Eastern

#259 - Coley's Point Primary, Coley's Point

Classification: Rural
Offers Distance Education: No

Grades: K-3 Number of Grades: 4

[School FTE PTR : 12.6](#)
[District FTE PTR : 12.7](#)
[Provincial FTE PTR : 12.0](#)

[FTE Teachers](#) *** : 22.5

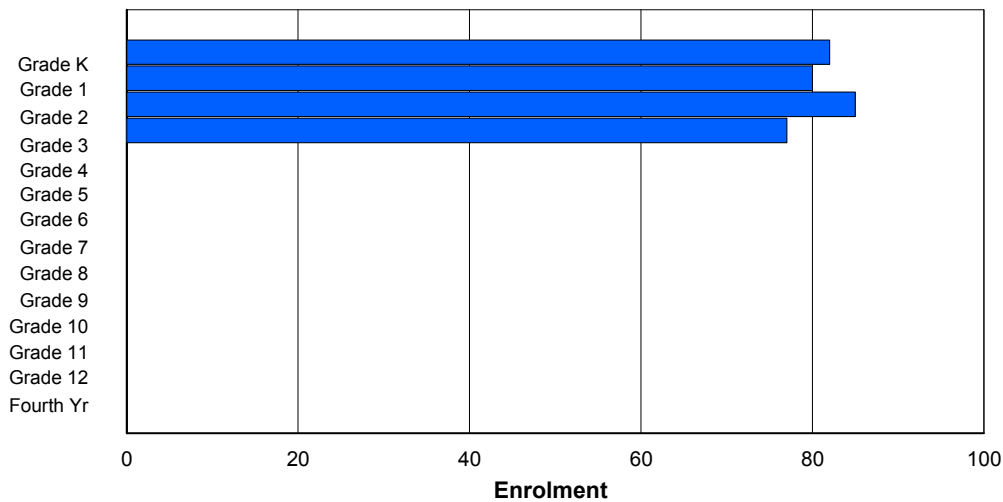
Enrolment By Age and Gender

Gender	Age																Total
	5	6	7	8	9	10	11	12	13	14	15	16	17	18	19	20>	
Male	48	50	37	39	0	0	0	0	0	0	0	0	0	0	0	0	174
Female	34	30	48	38	0	0	0	0	0	0	0	0	0	0	0	0	150
Total	82	80	85	77	0	0	0	0	0	0	0	0	0	0	0	0	324

Enrolment By Grade and Gender

Gender	Grade															Total
	K	1	2	3	4	5	6	7	8	9	10	11	12	4th		
Male	48	50	37	39	0	0	0	0	0	0	0	0	0	0	174	
Female	34	30	48	38	0	0	0	0	0	0	0	0	0	0	150	
Total	82	80	85	77	0	0	0	0	0	0	0	0	0	0	324	

Enrolment By Grade
For 259 - Coley's Point Primary, Coley's Point



* Data from the 2010-2011 AGR(Enrolment/Age as of the last day in Sept./Dec.)

** Newfoundland Statistics Classification System

*** May include itinerant teachers

District 4 - Eastern

#260 - Immaculate Conception Elementary, Colliers

Grades: K-6 Number of Grades: 7

[FTE Teachers](#) *** : 11.4

Classification: Rural
Offers Distance Education: No

[School FTE PTR : 11.7](#)
[District FTE PTR : 12.7](#)
[Provincial FTE PTR : 12.0](#)

Enrolment By Age and Gender

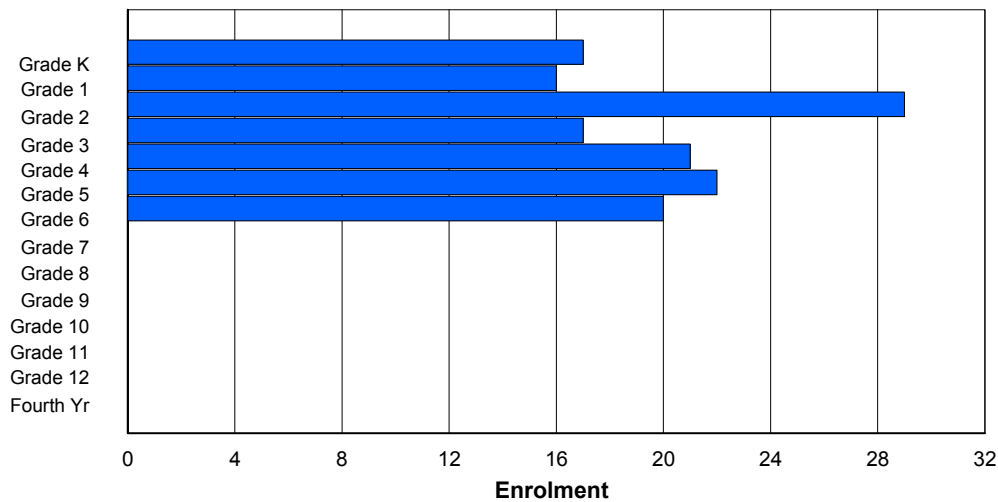
Gender	Age																Total
	5	6	7	8	9	10	11	12	13	14	15	16	17	18	19	20>	
Male	7	6	13	7	7	12	9	0	0	0	0	0	0	0	0	0	61
Female	10	10	17	9	13	10	12	0	0	0	0	0	0	0	0	0	81
Total	17	16	30	16	20	22	21	0	0	0	0	0	0	0	0	0	142

Enrolment By Grade and Gender

Gender	Grade														Total
	K	1	2	3	4	5	6	7	8	9	10	11	12	4th	
Male	7	6	12	8	8	11	9	0	0	0	0	0	0	0	61
Female	10	10	17	9	13	11	11	0	0	0	0	0	0	0	81
Total	17	16	29	17	21	22	20	0	0	0	0	0	0	0	142

Enrolment By Grade

For 260 - Immaculate Conception Elementary, Colliers



* Data from the 2010-2011 AGR(Enrolment/Age as of the last day in Sept./Dec.)

** Newfoundland Statistics Classification System

*** May include itinerant teachers

District 4 - Eastern

#262 - Woodland Elementary, Dildo

Classification: Rural
Offers Distance Education: No

Grades: K-6 Number of Grades: 7

[School FTE PTR : 11.4](#)
[District FTE PTR : 12.7](#)
[Provincial FTE PTR : 12.0](#)

[FTE Teachers](#) *** : 16.0

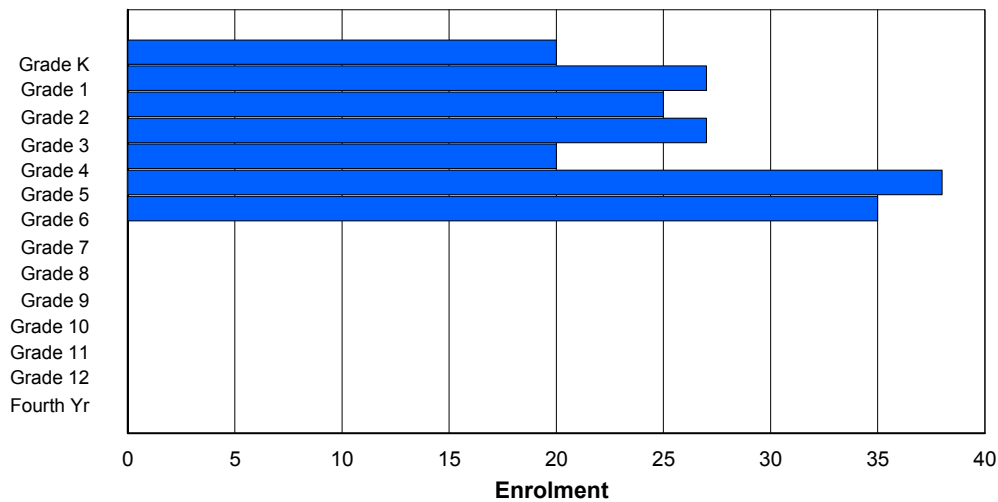
Enrolment By Age and Gender

Gender	Age																Total
	5	6	7	8	9	10	11	12	13	14	15	16	17	18	19	20>	
Male	10	14	13	9	10	15	18	0	0	0	0	0	0	0	0	0	89
Female	10	12	12	19	10	23	16	1	0	0	0	0	0	0	0	0	103
Total	20	26	25	28	20	38	34	1	0	0	0	0	0	0	0	0	192

Enrolment By Grade and Gender

Gender	Grade														Total
	K	1	2	3	4	5	6	7	8	9	10	11	12	4th	
Male	10	14	13	9	10	16	17	0	0	0	0	0	0	0	89
Female	10	13	12	18	10	22	18	0	0	0	0	0	0	0	103
Total	20	27	25	27	20	38	35	0	0	0	0	0	0	0	192

Enrolment By Grade
For 262 - Woodland Elementary, Dildo



* Data from the 2010-2011 AGR(Enrolment/Age as of the last day in Sept./Dec.)

** Newfoundland Statistics Classification System

*** May include itinerant teachers

District 4 - Eastern

#265 - Acreman Elementary, Green's Harbour

Classification: Rural
Offers Distance Education: No

Grades: K-6 Number of Grades: 7

[School FTE PTR : 8.3](#)
[District FTE PTR : 12.7](#)
[Provincial FTE PTR : 12.0](#)

[FTE Teachers](#) *** : 9.1

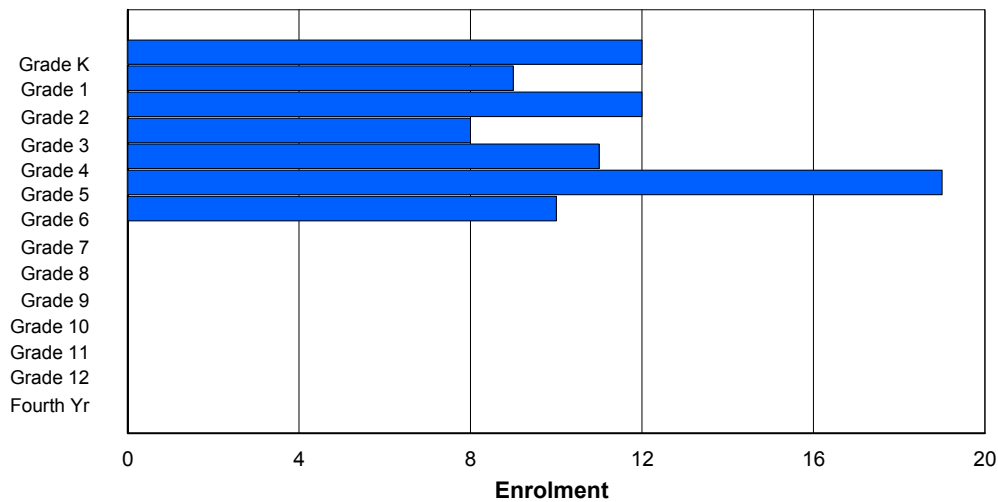
Enrolment By Age and Gender

Gender	Age																	Total
	5	6	7	8	9	10	11	12	13	14	15	16	17	18	19	20>		
Male	5	4	8	3	6	10	5	1	0	0	0	0	0	0	0	0	42	
Female	6	6	4	5	6	8	4	0	0	0	0	0	0	0	0	0	39	
Total	11	10	12	8	12	18	9	1	0	0	0	0	0	0	0	0	81	

Enrolment By Grade and Gender

Gender	Grade															Total
	K	1	2	3	4	5	6	7	8	9	10	11	12	4th		
Male	5	4	8	3	5	11	6	0	0	0	0	0	0	0	42	
Female	7	5	4	5	6	8	4	0	0	0	0	0	0	0	39	
Total	12	9	12	8	11	19	10	0	0	0	0	0	0	0	81	

Enrolment By Grade
For 265 - Acreman Elementary, Green's Harbour



* Data from the 2010-2011 AGR(Enrolment/Age as of the last day in Sept./Dec.)

** Newfoundland Statistics Classification System

*** May include itinerant teachers

District 4 - Eastern

#268 - Harbour Grace Primary, Harbour Grace

Classification: Rural
Offers Distance Education: No

Grades: K-5 Number of Grades: 6

[School FTE PTR : 11.8](#)
[District FTE PTR : 12.7](#)
[Provincial FTE PTR : 12.0](#)

[FTE Teachers](#) *** : 16.3

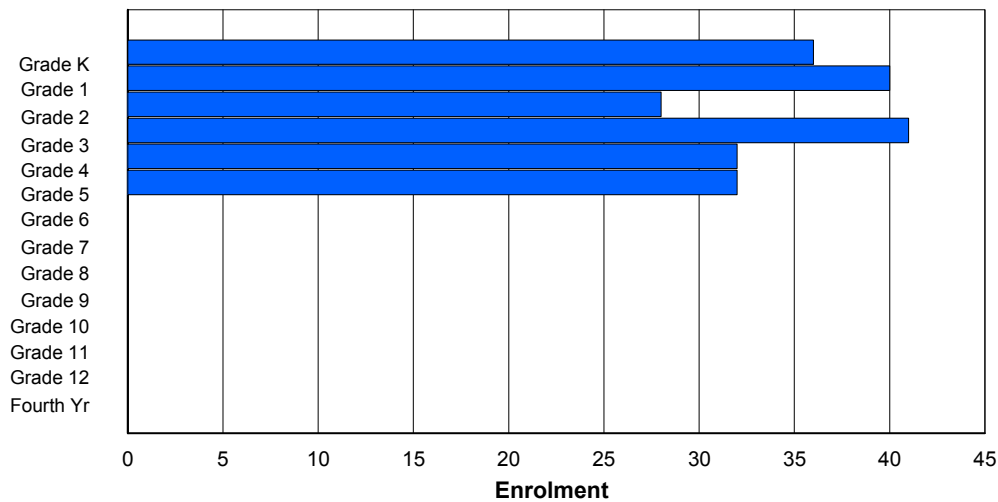
Enrolment By Age and Gender

Gender	Age																Total
	5	6	7	8	9	10	11	12	13	14	15	16	17	18	19	20>	
Male	18	14	14	23	14	16	2	0	0	0	0	0	0	0	0	0	101
Female	18	26	14	18	17	15	0	0	0	0	0	0	0	0	0	0	108
Total	36	40	28	41	31	31	2	0	0	0	0	0	0	0	0	0	209

Enrolment By Grade and Gender

Gender	Grade														Total
	K	1	2	3	4	5	6	7	8	9	10	11	12	4th	
Male	18	14	14	23	15	17	0	0	0	0	0	0	0	0	101
Female	18	26	14	18	17	15	0	0	0	0	0	0	0	0	108
Total	36	40	28	41	32	32	0	0	0	0	0	0	0	0	209

Enrolment By Grade
For 268 - Harbour Grace Primary, Harbour Grace



* Data from the 2010-2011 AGR(Enrolment/Age as of the last day in Sept./Dec.)

** Newfoundland Statistics Classification System

*** May include itinerant teachers

District 4 - Eastern

#269 - St. Francis School, Harbour Grace

Classification: Rural
Offers Distance Education: No

Grades: 6-9 Number of Grades: 4

[School FTE PTR : 12.7](#)
[District FTE PTR : 12.7](#)
[Provincial FTE PTR : 12.0](#)

[FTE Teachers](#) *** : 27.6

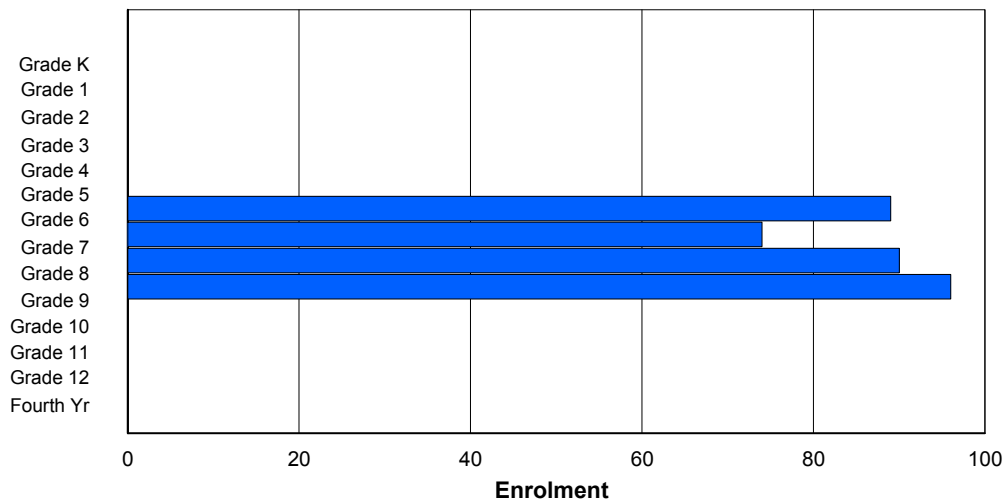
Enrolment By Age and Gender

Gender	Age																Total
	5	6	7	8	9	10	11	12	13	14	15	16	17	18	19	20>	
Male	0	0	0	0	0	0	47	39	43	47	3	0	0	0	0	0	179
Female	0	0	0	0	0	0	42	34	46	46	2	0	0	0	0	0	170
Total	0	0	0	0	0	0	89	73	89	93	5	0	0	0	0	0	349

Enrolment By Grade and Gender

Gender	Grade														Total
	K	1	2	3	4	5	6	7	8	9	10	11	12	4th	
Male	0	0	0	0	0	0	47	40	43	49	0	0	0	0	179
Female	0	0	0	0	0	0	42	34	47	47	0	0	0	0	170
Total	0	0	0	0	0	0	89	74	90	96	0	0	0	0	349

Enrolment By Grade
For 269 - St. Francis School, Harbour Grace



* Data from the 2010-2011 AGR(Enrolment/Age as of the last day in Sept./Dec.)

** Newfoundland Statistics Classification System

*** May include itinerant teachers

District 4 - Eastern

#272 - Holy Cross Elementary, Holyrood

Classification: Rural
Offers Distance Education: No

Grades: K-6 Number of Grades: 7

[School FTE PTR : 11.1](#)
[District FTE PTR : 12.7](#)
[Provincial FTE PTR : 12.0](#)

[FTE Teachers](#) *** : 16.6

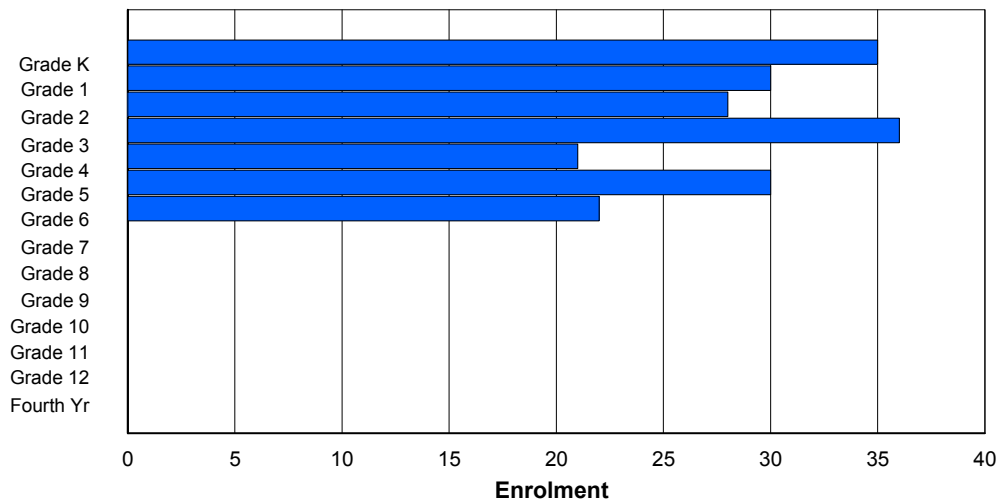
Enrolment By Age and Gender

Gender	Age																Total
	5	6	7	8	9	10	11	12	13	14	15	16	17	18	19	20>	
Male	23	16	13	16	13	17	10	0	0	0	0	0	0	0	0	0	108
Female	12	14	14	20	8	14	10	2	0	0	0	0	0	0	0	0	94
Total	35	30	27	36	21	31	20	2	0	0	0	0	0	0	0	0	202

Enrolment By Grade and Gender

Gender	Grade														Total
	K	1	2	3	4	5	6	7	8	9	10	11	12	4th	
Male	23	16	13	17	13	16	10	0	0	0	0	0	0	0	108
Female	12	14	15	19	8	14	12	0	0	0	0	0	0	0	94
Total	35	30	28	36	21	30	22	0	0	0	0	0	0	0	202

Enrolment By Grade
For 272 - Holy Cross Elementary, Holyrood



* Data from the 2010-2011 AGR(Enrolment/Age as of the last day in Sept./Dec.)

** Newfoundland Statistics Classification System

*** May include itinerant teachers

District 4 - Eastern

#274 - St. Catherine's Academy, Mount Carmel

Classification: Rural
Offers Distance Education: Yes

Grades: K-12 Number of Grades: 13

[School FTE PTR : 7.8](#)
[District FTE PTR : 12.7](#)
[Provincial FTE PTR : 12.0](#)

[FTE Teachers](#) *** : 17.0

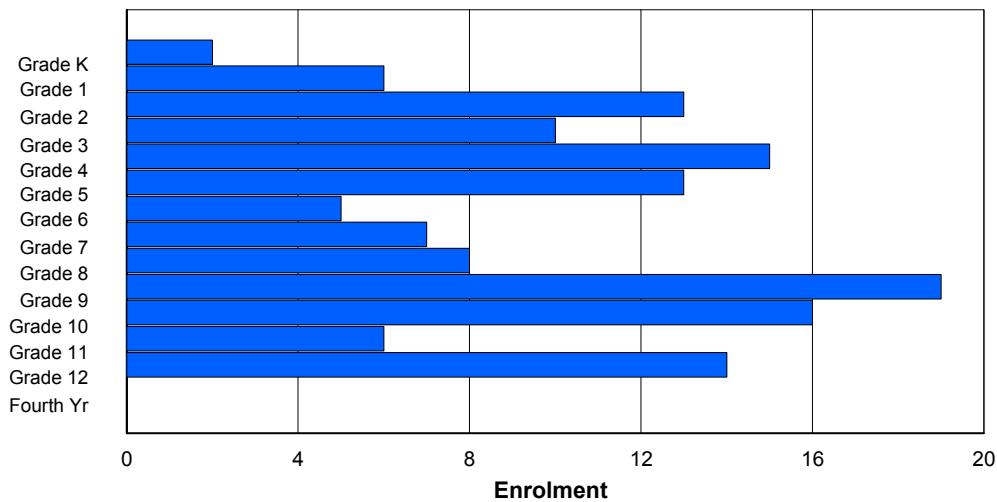
Enrolment By Age and Gender

Gender	Age																	Total
	5	6	7	8	9	10	11	12	13	14	15	16	17	18	19	20>		
Male	0	2	6	4	8	8	4	3	3	14	7	6	6	0	0	0	71	
Female	2	4	7	6	6	4	3	3	6	4	7	3	7	1	0	0	63	
Total	2	6	13	10	14	12	7	6	9	18	14	9	13	1	0	0	134	

Enrolment By Grade and Gender

Gender	Grade														Total
	K	1	2	3	4	5	6	7	8	9	10	11	12	4th	
Male	0	2	7	3	9	8	3	4	2	15	9	3	6	0	71
Female	2	4	6	7	6	5	2	3	6	4	7	3	8	0	63
Total	2	6	13	10	15	13	5	7	8	19	16	6	14	0	134

Enrolment By Grade
For 274 - St. Catherine's Academy, Mount Carmel



* Data from the 2010-2011 AGR(Enrolment/Age as of the last day in Sept./Dec.)

** Newfoundland Statistics Classification System

*** May include itinerant teachers

District 4 - Eastern

#278 - All Hallows Elementary, North River

Classification: Rural
Offers Distance Education: No

Grades: K-6 Number of Grades: 7

[School FTE PTR : 13.5](#)
[District FTE PTR : 12.7](#)
[Provincial FTE PTR : 12.0](#)

[FTE Teachers](#) *** : 29.3

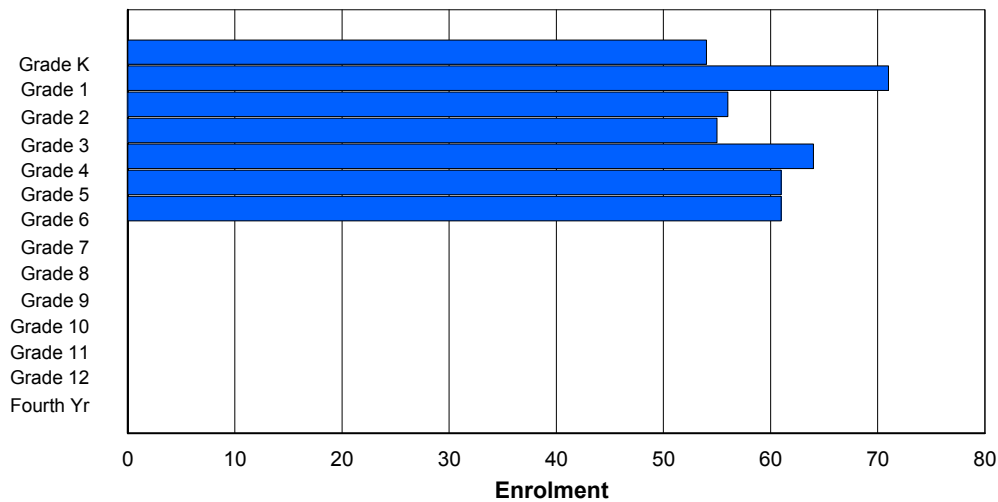
Enrolment By Age and Gender

Gender	Age																Total
	5	6	7	8	9	10	11	12	13	14	15	16	17	18	19	20>	
Male	27	35	36	23	36	40	28	0	0	0	0	0	0	0	0	0	225
Female	25	36	21	33	28	21	33	0	0	0	0	0	0	0	0	0	197
Total	52	71	57	56	64	61	61	0	0	0	0	0	0	0	0	0	422

Enrolment By Grade and Gender

Gender	Grade															Total
	K	1	2	3	4	5	6	7	8	9	10	11	12	4th		
Male	28	35	35	23	36	40	28	0	0	0	0	0	0	0	225	
Female	26	36	21	32	28	21	33	0	0	0	0	0	0	0	197	
Total	54	71	56	55	64	61	61	0	0	0	0	0	0	0	422	

Enrolment By Grade
For 278 - All Hallows Elementary, North River



* Data from the 2010-2011 AGR(Enrolment/Age as of the last day in Sept./Dec.)

** Newfoundland Statistics Classification System

*** May include itinerant teachers

District 4 - Eastern

#280 - Laval High School, Placentia

Classification: Rural
Offers Distance Education: Yes

Grades: 7-12 Number of Grades: 6

[School FTE PTR : 12.5](#)
[District FTE PTR : 12.7](#)
[Provincial FTE PTR : 12.0](#)

[FTE Teachers](#) *** : 24.5

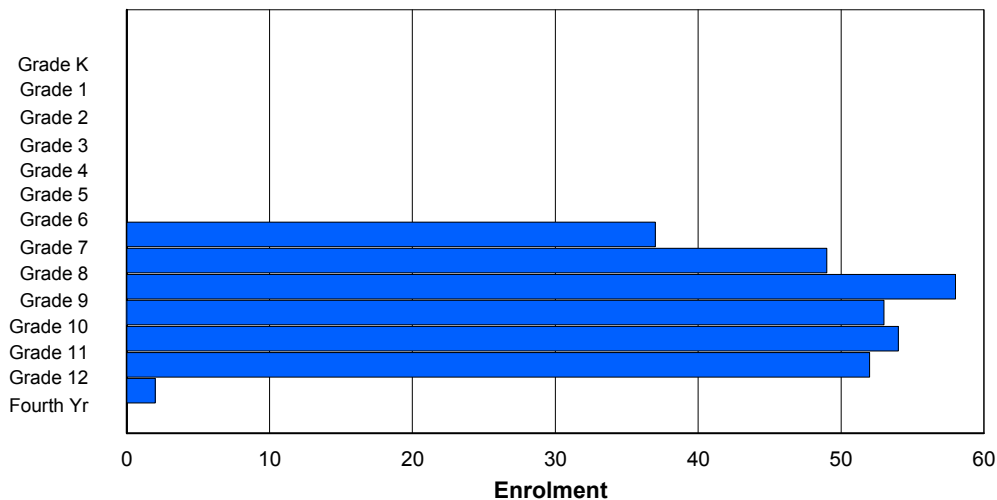
Enrolment By Age and Gender

Gender	Age																Total
	5	6	7	8	9	10	11	12	13	14	15	16	17	18	19	20>	
Male	0	0	0	0	0	0	0	17	27	23	34	28	27	4	0	0	160
Female	0	0	0	0	0	0	0	20	22	30	21	20	31	1	0	0	145
Total	0	0	0	0	0	0	0	37	49	53	55	48	58	5	0	0	305

Enrolment By Grade and Gender

Gender	Grade														Total
	K	1	2	3	4	5	6	7	8	9	10	11	12	4th	
Male	0	0	0	0	0	0	0	18	26	26	34	30	25	1	160
Female	0	0	0	0	0	0	0	19	23	32	19	24	27	1	145
Total	0	0	0	0	0	0	0	37	49	58	53	54	52	2	305

Enrolment By Grade
For 280 - Laval High School, Placentia



* Data from the 2010-2011 AGR(Enrolment/Age as of the last day in Sept./Dec.)

** Newfoundland Statistics Classification System

*** May include itinerant teachers

District 4 - Eastern

#285 - Holy Redeemer Elementary, Spaniard's Bay

Grades: K-9 Number of Grades: 10

[FTE Teachers](#) *** : 25.0

Classification: Rural
Offers Distance Education: No

[School FTE PTR : 11.7](#)
[District FTE PTR : 12.7](#)
[Provincial FTE PTR : 12.0](#)

Enrolment By Age and Gender

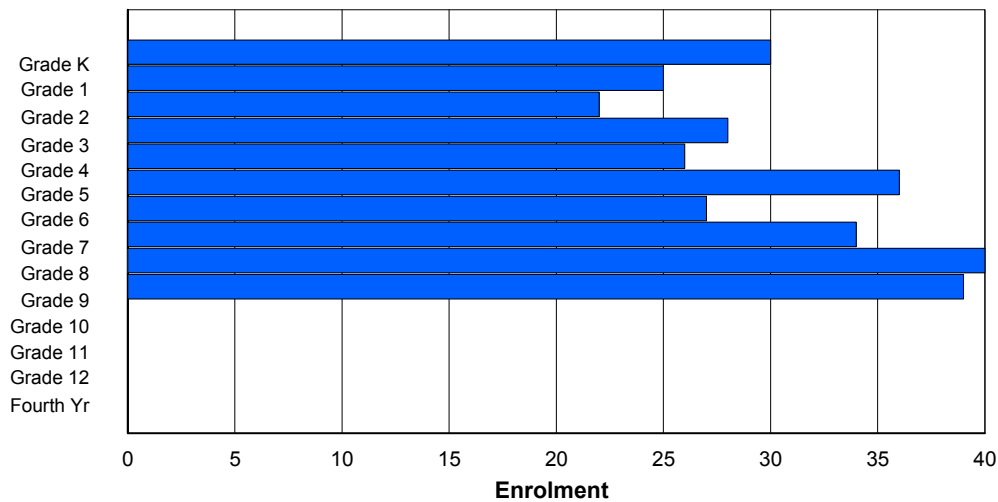
Gender	Age																Total
	5	6	7	8	9	10	11	12	13	14	15	16	17	18	19	20>	
Male	16	12	9	13	13	20	15	24	24	21	1	0	0	0	0	0	168
Female	14	14	12	15	13	15	12	10	17	17	0	0	0	0	0	0	139
Total	30	26	21	28	26	35	27	34	41	38	1	0	0	0	0	0	307

Enrolment By Grade and Gender

Gender	Grade														Total
	K	1	2	3	4	5	6	7	8	9	10	11	12	4th	
Male	16	12	9	13	13	21	15	23	24	22	0	0	0	0	168
Female	14	13	13	15	13	15	12	11	16	17	0	0	0	0	139
Total	30	25	22	28	26	36	27	34	40	39	0	0	0	0	307

Enrolment By Grade

For 285 - Holy Redeemer Elementary, Spaniard's Bay



* Data from the 2010-2011 AGR(Enrolment/Age as of the last day in Sept./Dec.)

** Newfoundland Statistics Classification System

*** May include itinerant teachers

District 4 - Eastern

#286 - Fatima Academy, St. Bride's

Classification: Rural
Offers Distance Education: Yes

Grades: K-12 Number of Grades: 13

[School FTE PTR : 7.5](#)
[District FTE PTR : 12.7](#)
[Provincial FTE PTR : 12.0](#)

[FTE Teachers](#) *** : 12.0

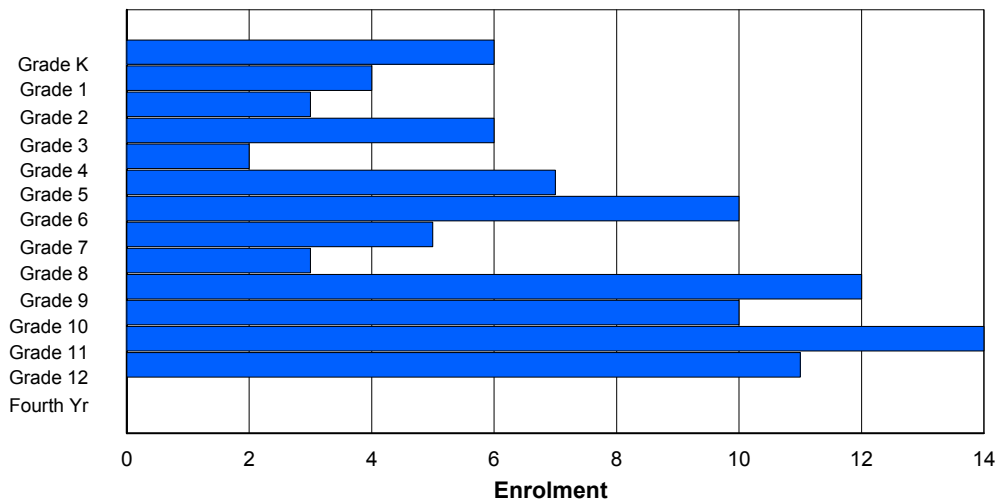
Enrolment By Age and Gender

Gender	Age																Total
	5	6	7	8	9	10	11	12	13	14	15	16	17	18	19	20>	
Male	2	1	3	0	2	3	7	3	2	5	5	8	8	0	0	0	49
Female	4	2	1	6	0	3	4	2	1	7	4	6	4	0	0	0	44
Total	6	3	4	6	2	6	11	5	3	12	9	14	12	0	0	0	93

Enrolment By Grade and Gender

Gender	Grade														Total
	K	1	2	3	4	5	6	7	8	9	10	11	12	4th	
Male	2	2	2	0	2	4	6	3	2	5	6	7	8	0	49
Female	4	2	1	6	0	3	4	2	1	7	4	7	3	0	44
Total	6	4	3	6	2	7	10	5	3	12	10	14	11	0	93

Enrolment By Grade
For 286 - Fatima Academy, St. Bride's



* Data from the 2010-2011 AGR(Enrolment/Age as of the last day in Sept./Dec.)

** Newfoundland Statistics Classification System

*** May include itinerant teachers

District 4 - Eastern

#287 - Dunne Memorial Academy, St. Mary's

Classification: Rural
Offers Distance Education: Yes

Grades: K-12 Number of Grades: 13

[School FTE PTR : 8.5](#)
[District FTE PTR : 12.7](#)
[Provincial FTE PTR : 12.0](#)

[FTE Teachers](#) *** : 15.4

Enrolment By Age and Gender

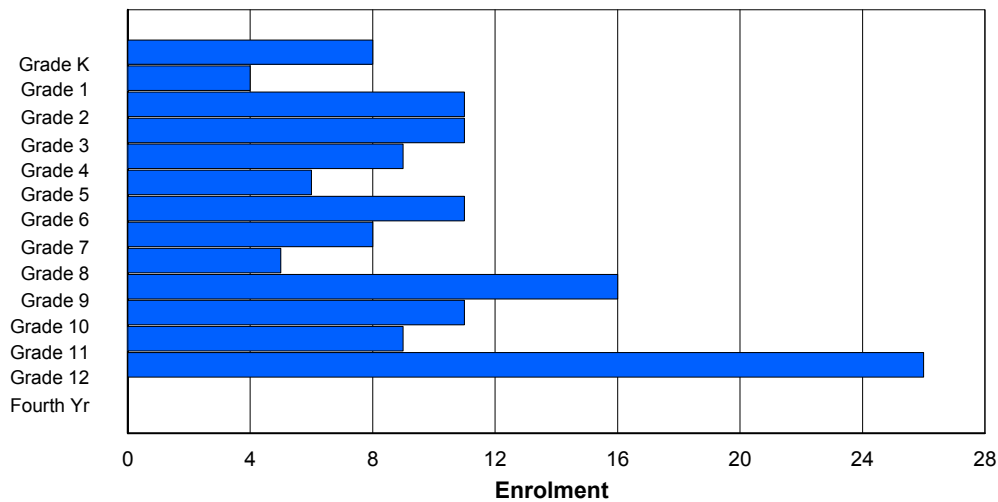
Gender	Age																	Total
	5	6	7	8	9	10	11	12	13	14	15	16	17	18	19	20>		
Male	3	2	3	6	8	1	7	5	3	13	4	4	9	0	0	0	68	
Female	5	3	7	5	1	5	4	3	2	3	7	5	17	0	0	0	67	
Total	8	5	10	11	9	6	11	8	5	16	11	9	26	0	0	0	135	

Enrolment By Grade and Gender

Gender	Grade															Total
	K	1	2	3	4	5	6	7	8	9	10	11	12	4th		
Male	3	2	3	6	8	1	7	5	3	13	4	4	9	0	68	
Female	5	2	8	5	1	5	4	3	2	3	7	5	17	0	67	
Total	8	4	11	11	9	6	11	8	5	16	11	9	26	0	135	

Enrolment By Grade

For 287 - Dunne Memorial Academy, St. Mary's



* Data from the 2010-2011 AGR(Enrolment/Age as of the last day in Sept./Dec.)

** Newfoundland Statistics Classification System

*** May include itinerant teachers

District 4 - Eastern

#289 - St. Peter's Elementary, Upper Island Cove

Classification: Rural
Offers Distance Education: No

Grades: K-9 Number of Grades: 10

[School FTE PTR : 12.3](#)
[District FTE PTR : 12.7](#)
[Provincial FTE PTR : 12.0](#)

[FTE Teachers](#) *** : 16.9

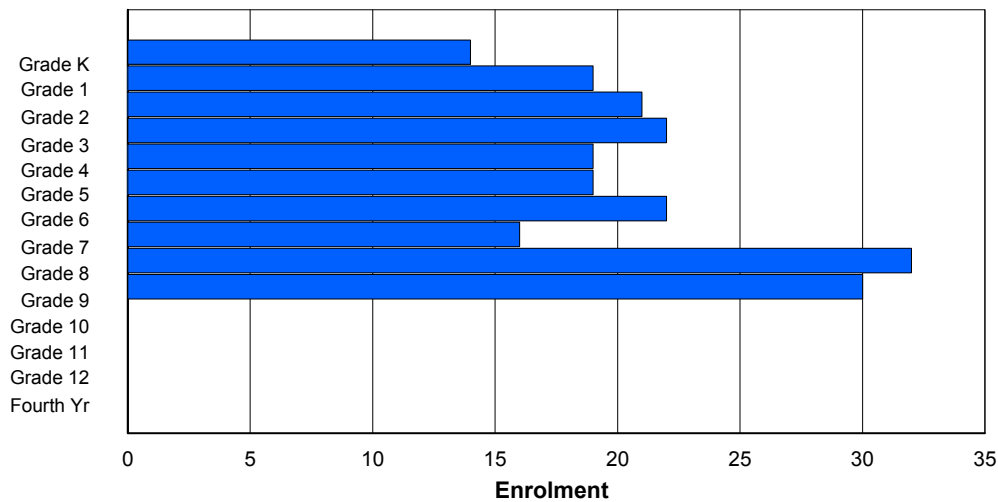
Enrolment By Age and Gender

Gender	Age																Total
	5	6	7	8	9	10	11	12	13	14	15	16	17	18	19	20>	
Male	6	8	9	9	11	10	9	10	15	14	3	0	0	0	0	0	104
Female	8	10	12	14	8	9	13	6	14	15	1	0	0	0	0	0	110
Total	14	18	21	23	19	19	22	16	29	29	4	0	0	0	0	0	214

Enrolment By Grade and Gender

Gender	Grade														Total
	K	1	2	3	4	5	6	7	8	9	10	11	12	4th	
Male	6	8	10	8	11	10	9	11	16	15	0	0	0	0	104
Female	8	11	11	14	8	9	13	5	16	15	0	0	0	0	110
Total	14	19	21	22	19	19	22	16	32	30	0	0	0	0	214

Enrolment By Grade
For 289 - St. Peter's Elementary, Upper Island Cove



* Data from the 2010-2011 AGR(Enrolment/Age as of the last day in Sept./Dec.)

** Newfoundland Statistics Classification System

*** May include itinerant teachers

District 4 - Eastern

#291 - Perlwin Elementary, Winterton

Classification: Rural
Offers Distance Education: No

Grades: K-6 Number of Grades: 7

[School FTE PTR : 7.3](#)
[District FTE PTR : 12.7](#)
[Provincial FTE PTR : 12.0](#)

[FTE Teachers](#) *** : 10.0

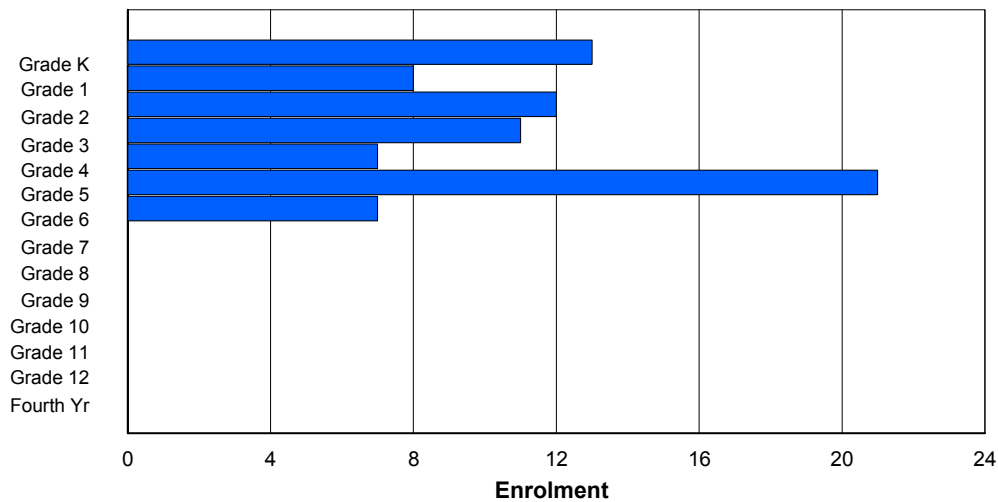
Enrolment By Age and Gender

Gender	Age																Total
	5	6	7	8	9	10	11	12	13	14	15	16	17	18	19	20>	
Male	4	2	9	4	3	16	2	1	0	0	0	0	0	0	0	0	41
Female	9	6	3	5	6	5	4	0	0	0	0	0	0	0	0	0	38
Total	13	8	12	9	9	21	6	1	0	0	0	0	0	0	0	0	79

Enrolment By Grade and Gender

Gender	Grade														Total
	K	1	2	3	4	5	6	7	8	9	10	11	12	4th	
Male	4	2	9	4	3	16	3	0	0	0	0	0	0	0	41
Female	9	6	3	7	4	5	4	0	0	0	0	0	0	0	38
Total	13	8	12	11	7	21	7	0	0	0	0	0	0	0	79

Enrolment By Grade
For 291 - Perlwin Elementary, Winterton



* Data from the 2010-2011 AGR(Enrolment/Age as of the last day in Sept./Dec.)

** Newfoundland Statistics Classification System

*** May include itinerant teachers

District 4 - Eastern

#294 - St. Augustine's Elementary, Bell Island

Classification: Rural
Offers Distance Education: No

Grades: K-6 Number of Grades: 7

[School FTE PTR : 11.1](#)
[District FTE PTR : 12.7](#)
[Provincial FTE PTR : 12.0](#)

[FTE Teachers](#) *** : 13.8

Enrolment By Age and Gender

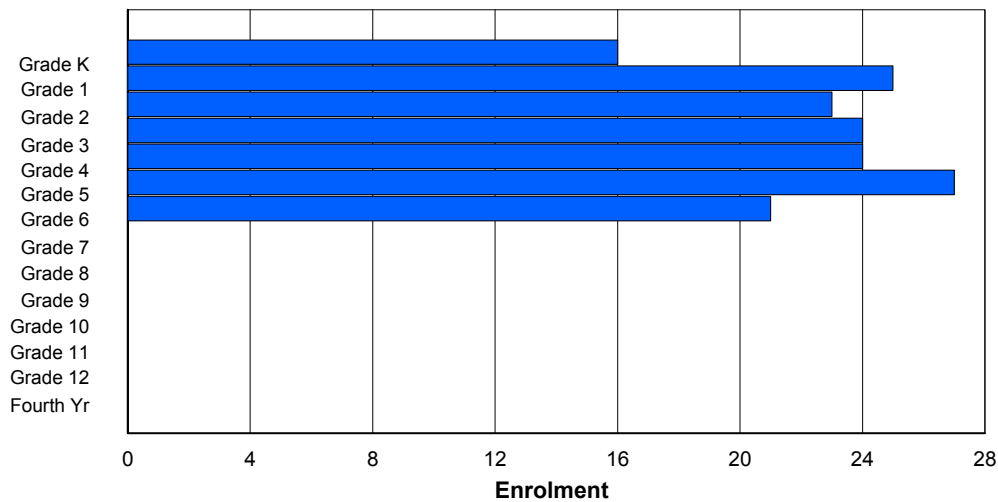
Gender	Age																Total
	5	6	7	8	9	10	11	12	13	14	15	16	17	18	19	20>	
Male	7	13	6	10	11	14	6	2	0	0	0	0	0	0	0	0	69
Female	9	12	17	13	14	12	14	0	0	0	0	0	0	0	0	0	91
Total	16	25	23	23	25	26	20	2	0	0	0	0	0	0	0	0	160

Enrolment By Grade and Gender

Gender	Grade														Total
	K	1	2	3	4	5	6	7	8	9	10	11	12	4th	
Male	7	13	6	10	11	15	7	0	0	0	0	0	0	0	69
Female	9	12	17	14	13	12	14	0	0	0	0	0	0	0	91
Total	16	25	23	24	24	27	21	0	0	0	0	0	0	0	160

Enrolment By Grade

For 294 - St. Augustine's Elementary, Bell Island



* Data from the 2010-2011 AGR(Enrolment/Age as of the last day in Sept./Dec.)

** Newfoundland Statistics Classification System

*** May include itinerant teachers

District 4 - Eastern

#296 - St. Michael's High, Bell Island

Classification: Rural
Offers Distance Education: Yes

Grades: 7-12 Number of Grades: 6

[School FTE PTR : 9.9](#)
[District FTE PTR : 12.7](#)
[Provincial FTE PTR : 12.0](#)

[FTE Teachers](#) *** : 19.9

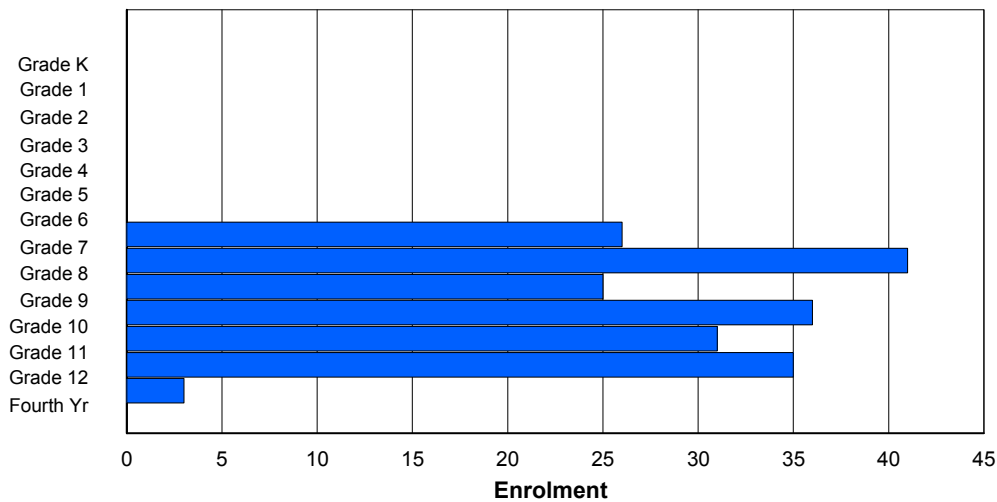
Enrolment By Age and Gender

Gender	Age																	Total
	5	6	7	8	9	10	11	12	13	14	15	16	17	18	19	20>		
Male	0	0	0	0	0	0	0	11	19	16	14	19	18	6	0	0	103	
Female	0	0	0	0	0	0	0	12	19	13	22	8	15	3	0	2	94	
Total	0	0	0	0	0	0	0	23	38	29	36	27	33	9	0	2	197	

Enrolment By Grade and Gender

Gender	Grade															Total
	K	1	2	3	4	5	6	7	8	9	10	11	12	4th		
Male	0	0	0	0	0	0	0	12	22	12	15	21	20	1	103	
Female	0	0	0	0	0	0	0	14	19	13	21	10	15	2	94	
Total	0	0	0	0	0	0	0	26	41	25	36	31	35	3	197	

Enrolment By Grade
For 296 - St. Michael's High, Bell Island



* Data from the 2010-2011 AGR(Enrolment/Age as of the last day in Sept./Dec.)

** Newfoundland Statistics Classification System

*** May include itinerant teachers

District 4 - Eastern

#300 - Frank Roberts Junior High, Conception Bay South (Foxtrap)

Classification: Urban
Offers Distance Education: No

Grades: 7-9 Number of Grades: 3

[School FTE PTR : 13.6](#)
[District FTE PTR : 12.7](#)
[Provincial FTE PTR : 12.0](#)

[FTE Teachers](#) *** : 40.3

Enrolment By Age and Gender

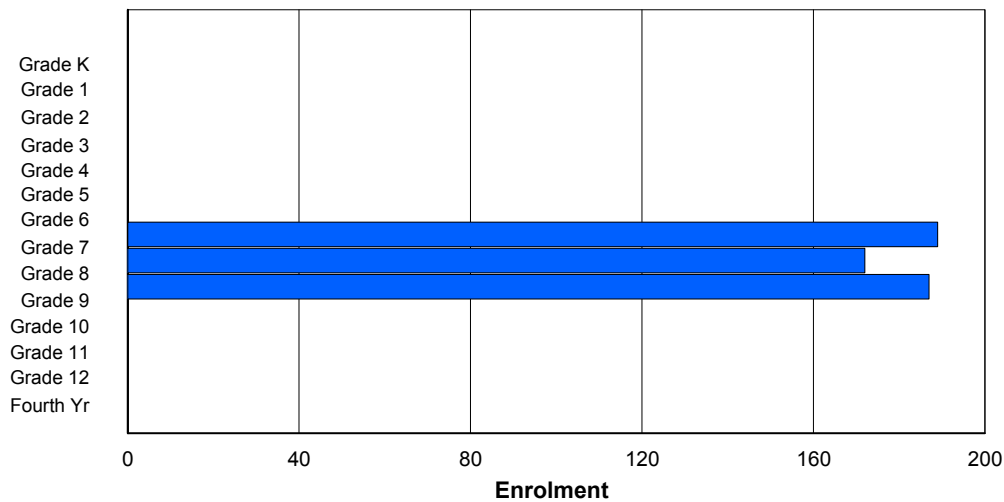
Gender	Age																Total
	5	6	7	8	9	10	11	12	13	14	15	16	17	18	19	20>	
Male	0	0	0	0	0	0	0	83	82	101	3	0	0	0	0	0	269
Female	0	0	0	0	0	0	0	96	87	91	5	0	0	0	0	0	279
Total	0	0	0	0	0	0	0	179	169	192	8	0	0	0	0	0	548

Enrolment By Grade and Gender

Gender	Grade														Total
	K	1	2	3	4	5	6	7	8	9	10	11	12	4th	
Male	0	0	0	0	0	0	0	90	86	93	0	0	0	0	269
Female	0	0	0	0	0	0	0	99	86	94	0	0	0	0	279
Total	0	0	0	0	0	0	0	189	172	187	0	0	0	0	548

Enrolment By Grade

For 300 - Frank Roberts Junior High, Conception Bay South (Foxtrap)



* Data from the 2010-2011 AGR(Enrolment/Age as of the last day in Sept./Dec.)

** Newfoundland Statistics Classification System

*** May include itinerant teachers

District 4 - Eastern

#302 - Queen Elizabeth Regional High, Conception Bay South (Foxtrap)

Classification: Urban
Offers Distance Education: No

Grades: 10-12 Number of Grades: 3

[School FTE PTR : 16.5](#)
[District FTE PTR : 12.7](#)
[Provincial FTE PTR : 12.0](#)

[FTE Teachers](#) *** : 36.4

Enrolment By Age and Gender

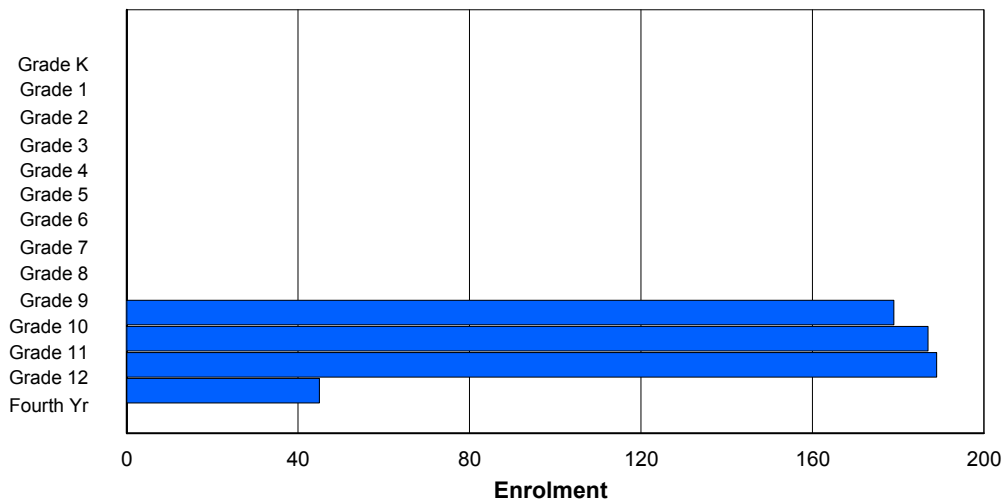
Gender	Age																	Total
	5	6	7	8	9	10	11	12	13	14	15	16	17	18	19	20>		
Male	0	0	0	0	0	0	0	0	0	0	81	88	89	34	1	1	294	
Female	0	0	0	0	0	0	0	0	0	0	82	96	97	26	4	1	306	
Total	0	0	0	0	0	0	0	0	0	0	163	184	186	60	5	2	600	

Enrolment By Grade and Gender

Gender	Grade														Total
	K	1	2	3	4	5	6	7	8	9	10	11	12	4th	
Male	0	0	0	0	0	0	0	0	0	0	88	93	91	22	294
Female	0	0	0	0	0	0	0	0	0	0	91	94	98	23	306
Total	0	0	0	0	0	0	0	0	0	0	179	187	189	45	600

Enrolment By Grade

For 302 - Queen Elizabeth Regional High, Conception Bay South (Foxtrap)



* Data from the 2010-2011 AGR(Enrolment/Age as of the last day in Sept./Dec.)

** Newfoundland Statistics Classification System

*** May include itinerant teachers

District 4 - Eastern

#303 - St. Edward's Elementary, Conception Bay South (Kelligrews)

Classification: Urban
Offers Distance Education: No

Grades: K-6 Number of Grades: 7

[School FTE PTR : 14.3](#)
[District FTE PTR : 12.7](#)
[Provincial FTE PTR : 12.0](#)

[FTE Teachers](#) *** : 40.9

Enrolment By Age and Gender

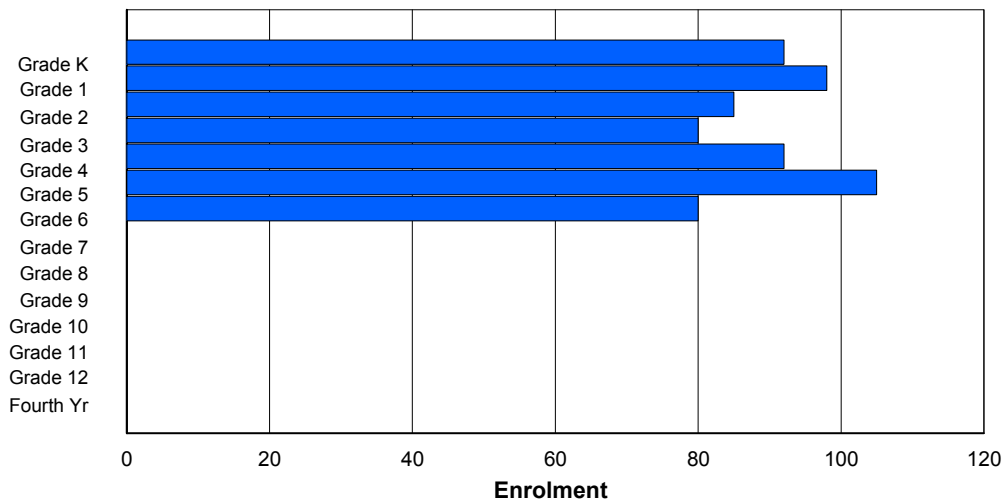
Gender	Age																Total
	5	6	7	8	9	10	11	12	13	14	15	16	17	18	19	20>	
Male	45	44	46	32	51	62	43	3	0	0	0	0	0	0	0	0	326
Female	48	50	41	47	40	42	38	0	0	0	0	0	0	0	0	0	306
Total	93	94	87	79	91	104	81	3	0	0	0	0	0	0	0	0	632

Enrolment By Grade and Gender

Gender	Grade														Total
	K	1	2	3	4	5	6	7	8	9	10	11	12	4th	
Male	45	47	44	33	51	62	44	0	0	0	0	0	0	0	326
Female	47	51	41	47	41	43	36	0	0	0	0	0	0	0	306
Total	92	98	85	80	92	105	80	0	0	0	0	0	0	0	632

Enrolment By Grade

For 303 - St. Edward's Elementary, Conception Bay South (Kelligrews)



* Data from the 2010-2011 AGR(Enrolment/Age as of the last day in Sept./Dec.)

** Newfoundland Statistics Classification System

*** May include itinerant teachers

District 4 - Eastern

#304 - Holy Spirit High, Conception Bay South (Manuels)

Classification: Urban
Offers Distance Education: Yes

Grades: 9-12 Number of Grades: 4

[School FTE PTR : 17.2](#)
[District FTE PTR : 12.7](#)
[Provincial FTE PTR : 12.0](#)

[FTE Teachers](#) *** : 45.8

Enrolment By Age and Gender

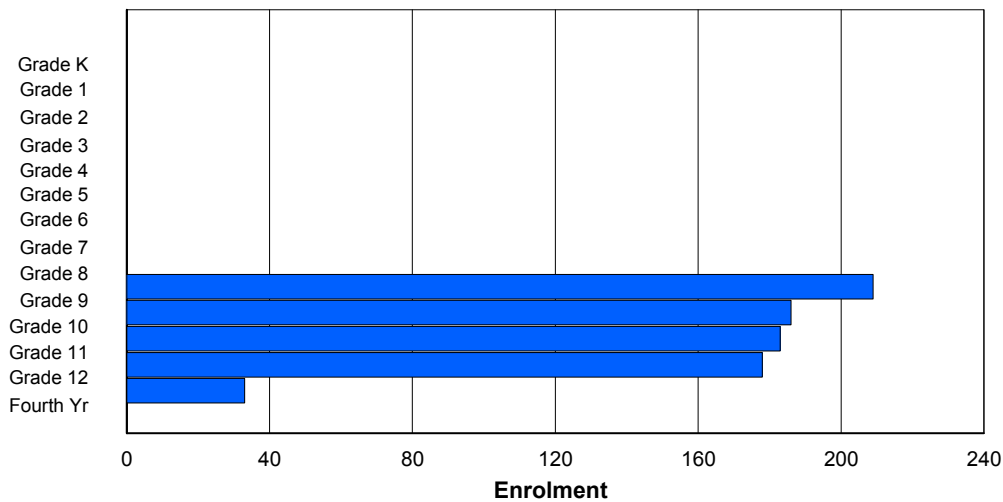
Gender	Age																Total
	5	6	7	8	9	10	11	12	13	14	15	16	17	18	19	20>	
Male	0	0	0	0	0	0	0	0	1	99	100	105	86	25	0	1	417
Female	0	0	0	0	0	0	0	0	0	101	90	69	97	12	3	0	372
Total	0	0	0	0	0	0	0	0	1	200	190	174	183	37	3	1	789

Enrolment By Grade and Gender

Gender	Grade														Total
	K	1	2	3	4	5	6	7	8	9	10	11	12	4th	
Male	0	0	0	0	0	0	0	0	0	106	97	106	89	19	417
Female	0	0	0	0	0	0	0	0	0	103	89	77	89	14	372
Total	0	0	0	0	0	0	0	0	0	209	186	183	178	33	789

Enrolment By Grade

For 304 - Holy Spirit High, Conception Bay South (Manuels)



* Data from the 2010-2011 AGR(Enrolment/Age as of the last day in Sept./Dec.)

** Newfoundland Statistics Classification System

*** May include itinerant teachers

District 4 - Eastern

#305 - Villanova Junior High, Conception Bay South (Manuels)

Classification: Urban
Offers Distance Education: No

Grades: 5-8 Number of Grades: 4

[School FTE PTR : 14.6](#)
[District FTE PTR : 12.7](#)
[Provincial FTE PTR : 12.0](#)

[FTE Teachers](#) *** : 41.3

Enrolment By Age and Gender

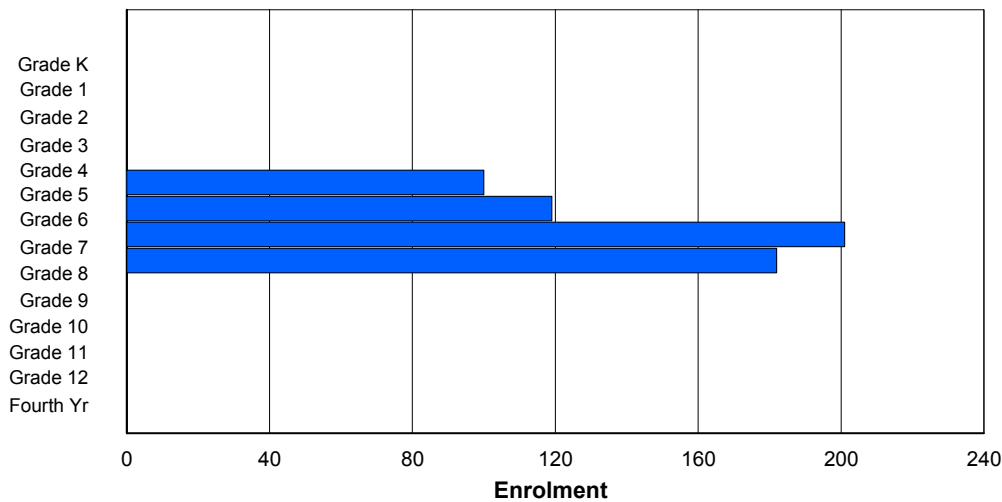
Gender	Age																Total
	5	6	7	8	9	10	11	12	13	14	15	16	17	18	19	20>	
Male	0	0	0	0	0	53	61	100	92	3	0	0	0	0	0	0	309
Female	0	0	0	0	0	46	57	97	93	0	0	0	0	0	0	0	293
Total	0	0	0	0	0	99	118	197	185	3	0	0	0	0	0	0	602

Enrolment By Grade and Gender

Gender	Grade														Total
	K	1	2	3	4	5	6	7	8	9	10	11	12	4th	
Male	0	0	0	0	0	55	60	104	90	0	0	0	0	0	309
Female	0	0	0	0	0	45	59	97	92	0	0	0	0	0	293
Total	0	0	0	0	0	100	119	201	182	0	0	0	0	0	602

Enrolment By Grade

For 305 - Villanova Junior High, Conception Bay South (Manuels)



* Data from the 2010-2011 AGR(Enrolment/Age as of the last day in Sept./Dec.)

** Newfoundland Statistics Classification System

*** May include itinerant teachers

District 4 - Eastern

#306 - St. George's Elementary, Conception Bay South (Manuels)

Classification: Urban
Offers Distance Education: No

Grades: K-6 Number of Grades: 7

[School FTE PTR : 12.8](#)
[District FTE PTR : 12.7](#)
[Provincial FTE PTR : 12.0](#)

[FTE Teachers](#) *** : 21.6

Enrolment By Age and Gender

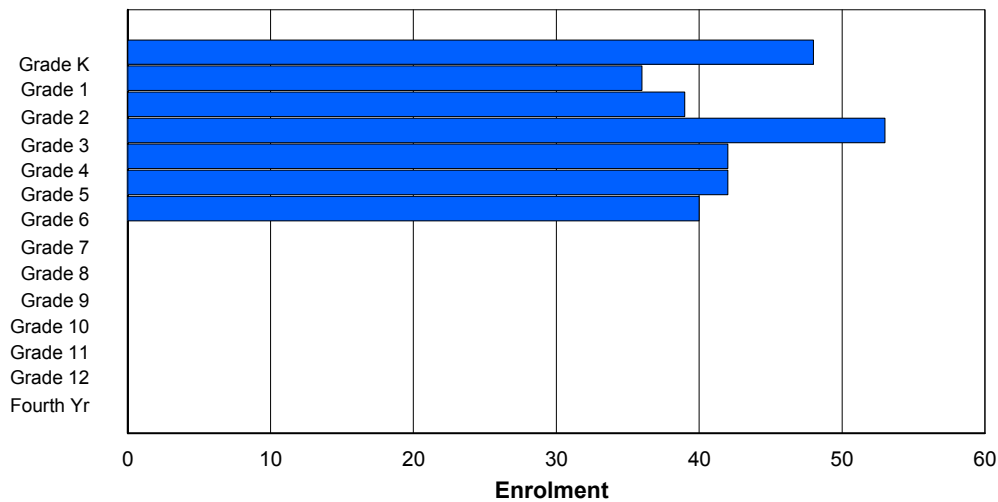
Gender	Age																Total
	5	6	7	8	9	10	11	12	13	14	15	16	17	18	19	20>	
Male	22	17	21	23	21	23	14	2	1	0	0	0	0	0	0	0	144
Female	25	19	17	29	22	19	23	2	0	0	0	0	0	0	0	0	156
Total	47	36	38	52	43	42	37	4	1	0	0	0	0	0	0	0	300

Enrolment By Grade and Gender

Gender	Grade															Total
	K	1	2	3	4	5	6	7	8	9	10	11	12	4th		
Male	23	17	21	24	20	23	16	0	0	0	0	0	0	0	144	
Female	25	19	18	29	22	19	24	0	0	0	0	0	0	0	156	
Total	48	36	39	53	42	42	40	0	0	0	0	0	0	0	300	

Enrolment By Grade

For 306 - St. George's Elementary, Conception Bay South (Manuels)



* Data from the 2010-2011 AGR(Enrolment/Age as of the last day in Sept./Dec.)

** Newfoundland Statistics Classification System

*** May include itinerant teachers

District 4 - Eastern

#307 - Mobile Central High, Mobile

Classification: Rural
Offers Distance Education: Yes

Grades: 7-12 Number of Grades: 6

[School FTE PTR : 11.8](#)
[District FTE PTR : 12.7](#)
[Provincial FTE PTR : 12.0](#)

[FTE Teachers](#) *** : 18.5

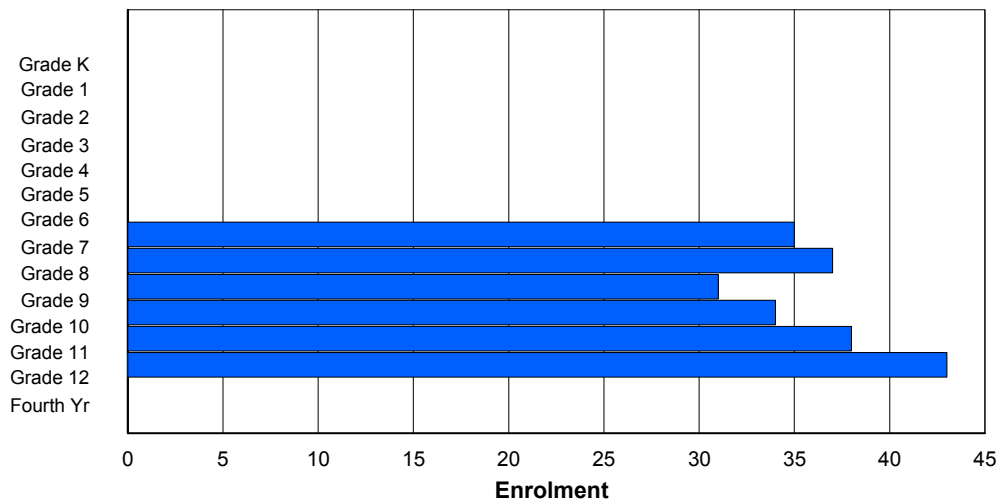
Enrolment By Age and Gender

Gender	Age																	Total
	5	6	7	8	9	10	11	12	13	14	15	16	17	18	19	20>		
Male	0	0	0	0	0	0	0	13	15	20	16	23	23	0	0	0	110	
Female	0	0	0	0	0	0	0	22	20	12	18	14	21	1	0	0	108	
Total	0	0	0	0	0	0	0	35	35	32	34	37	44	1	0	0	218	

Enrolment By Grade and Gender

Gender	Grade														Total
	K	1	2	3	4	5	6	7	8	9	10	11	12	4th	
Male	0	0	0	0	0	0	0	13	17	19	16	24	21	0	110
Female	0	0	0	0	0	0	0	22	20	12	18	14	22	0	108
Total	0	0	0	0	0	0	0	35	37	31	34	38	43	0	218

Enrolment By Grade
For 307 - Mobile Central High, Mobile



* Data from the 2010-2011 AGR(Enrolment/Age as of the last day in Sept./Dec.)

** Newfoundland Statistics Classification System

*** May include itinerant teachers

District 4 - Eastern

#308 - Mary Queen of the World Elementary, Mount Pearl

Classification: Urban
Offers Distance Education: No

Grades: K-6 Number of Grades: 7

[School FTE PTR : 12.9](#)
[District FTE PTR : 12.7](#)
[Provincial FTE PTR : 12.0](#)

[FTE Teachers](#) *** : 29.0

Enrolment By Age and Gender

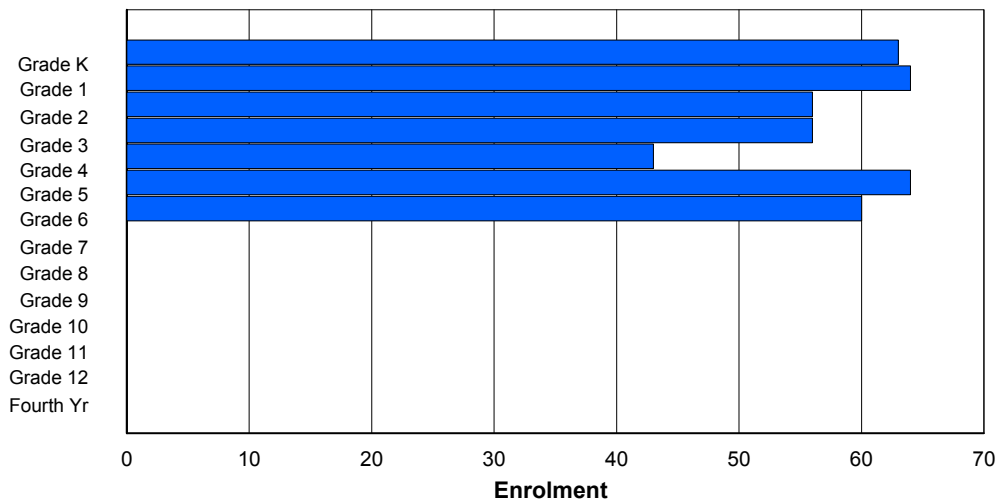
Gender	Age																Total
	5	6	7	8	9	10	11	12	13	14	15	16	17	18	19	20>	
Male	36	31	32	26	19	36	33	1	0	0	0	0	0	0	0	0	214
Female	24	34	24	31	25	26	27	1	0	0	0	0	0	0	0	0	192
Total	60	65	56	57	44	62	60	2	0	0	0	0	0	0	0	0	406

Enrolment By Grade and Gender

Gender	Grade															Total
	K	1	2	3	4	5	6	7	8	9	10	11	12	4th		
Male	39	29	32	25	20	36	33	0	0	0	0	0	0	0	214	
Female	24	35	24	31	23	28	27	0	0	0	0	0	0	0	192	
Total	63	64	56	56	43	64	60	0	0	0	0	0	0	0	406	

Enrolment By Grade

For 308 - Mary Queen of the World Elementary, Mount Pearl



* Data from the 2010-2011 AGR(Enrolment/Age as of the last day in Sept./Dec.)

** Newfoundland Statistics Classification System

*** May include itinerant teachers

District 4 - Eastern

#309 - Morris Academy, Mount Pearl

Classification: Urban
Offers Distance Education: No

Grades: K-4 Number of Grades: 5

[School FTE PTR : 12.1](#)
[District FTE PTR : 12.7](#)
[Provincial FTE PTR : 12.0](#)

[FTE Teachers](#) *** : 21.4

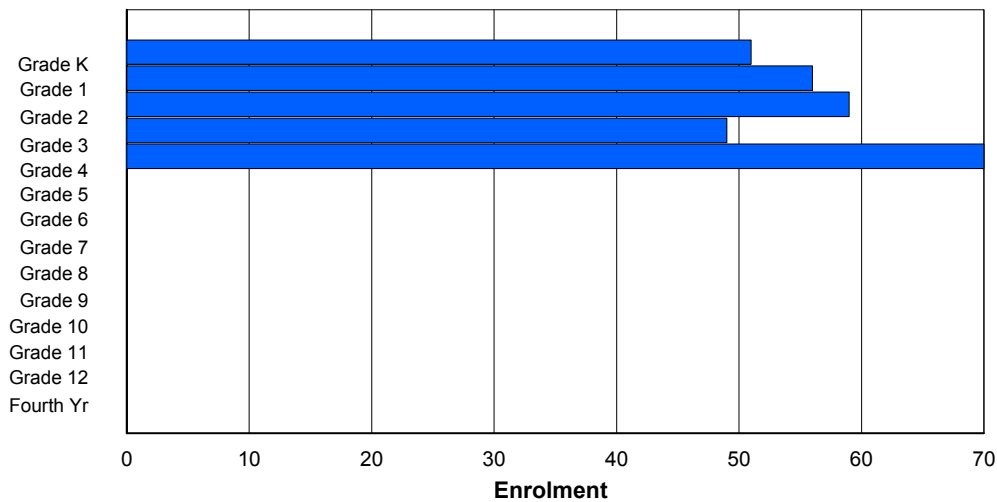
Enrolment By Age and Gender

Gender	Age																Total
	5	6	7	8	9	10	11	12	13	14	15	16	17	18	19	20>	
Male	22	27	31	18	41	2	0	0	0	0	0	0	0	0	0	0	141
Female	27	30	27	31	29	0	0	0	0	0	0	0	0	0	0	0	144
Total	49	57	58	49	70	2	0	0	0	0	0	0	0	0	0	0	285

Enrolment By Grade and Gender

Gender	Grade															Total
	K	1	2	3	4	5	6	7	8	9	10	11	12	4th		
Male	23	26	32	18	42	0	0	0	0	0	0	0	0	0	141	
Female	28	30	27	31	28	0	0	0	0	0	0	0	0	0	144	
Total	51	56	59	49	70	0	0	0	0	0	0	0	0	0	285	

Enrolment By Grade
For 309 - Morris Academy, Mount Pearl



* Data from the 2010-2011 AGR(Enrolment/Age as of the last day in Sept./Dec.)

** Newfoundland Statistics Classification System

*** May include itinerant teachers

District 4 - Eastern

#310 - Mount Pearl Intermediate, Mount Pearl

Classification: Urban
Offers Distance Education: No

Grades: 5-9 Number of Grades: 5

[School FTE PTR : 13.8](#)
[District FTE PTR : 12.7](#)
[Provincial FTE PTR : 12.0](#)

[FTE Teachers](#) *** : 56.5

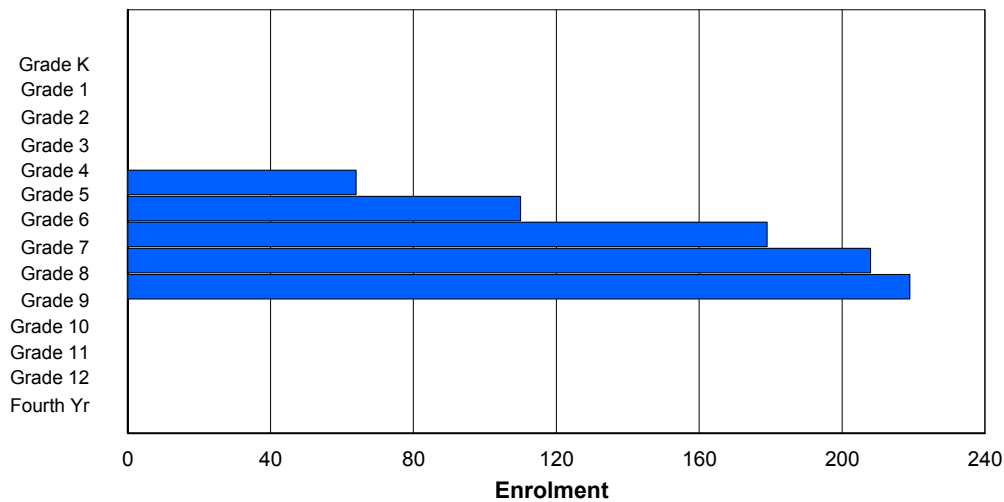
Enrolment By Age and Gender

Gender	Age																Total
	5	6	7	8	9	10	11	12	13	14	15	16	17	18	19	20>	
Male	0	0	0	0	0	40	46	82	90	102	10	0	0	0	0	0	370
Female	0	0	0	0	0	25	60	95	116	104	10	0	0	0	0	0	410
Total	0	0	0	0	0	65	106	177	206	206	20	0	0	0	0	0	780

Enrolment By Grade and Gender

Gender	Grade														Total
	K	1	2	3	4	5	6	7	8	9	10	11	12	4th	
Male	0	0	0	0	0	40	48	82	92	108	0	0	0	0	370
Female	0	0	0	0	0	24	62	97	116	111	0	0	0	0	410
Total	0	0	0	0	0	64	110	179	208	219	0	0	0	0	780

Enrolment By Grade
For 310 - Mount Pearl Intermediate, Mount Pearl



* Data from the 2010-2011 AGR(Enrolment/Age as of the last day in Sept./Dec.)

** Newfoundland Statistics Classification System

*** May include itinerant teachers

District 4 - Eastern

#311 - Mount Pearl Senior High, Mount Pearl

Classification: Urban
Offers Distance Education: Yes

Grades: 10-12 Number of Grades: 3

[School FTE PTR : 17.2](#)
[District FTE PTR : 12.7](#)
[Provincial FTE PTR : 12.0](#)

[FTE Teachers](#) *** : 37.0

Enrolment By Age and Gender

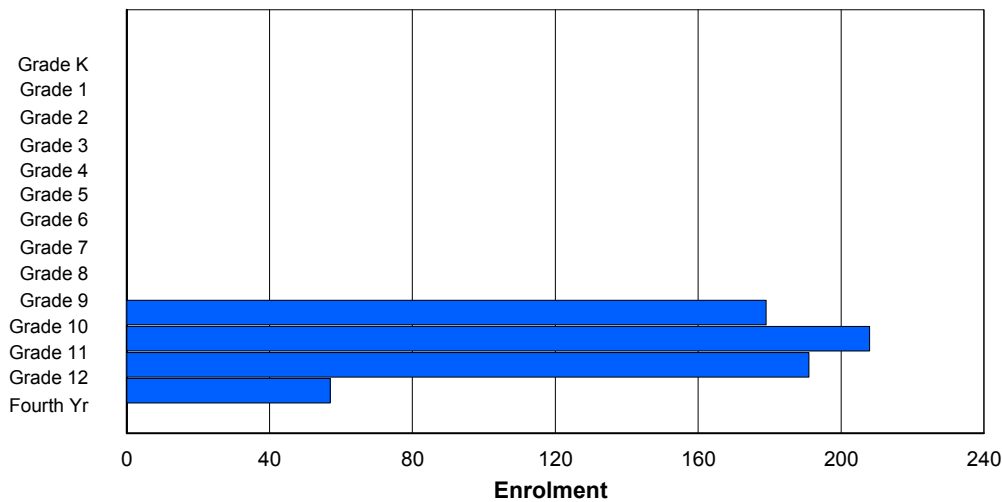
Gender	Age																	Total
	5	6	7	8	9	10	11	12	13	14	15	16	17	18	19	20>		
Male	0	0	0	0	0	0	0	0	0	0	85	106	89	37	5	0	322	
Female	0	0	0	0	0	0	0	0	0	0	86	90	95	34	7	1	313	
Total	0	0	0	0	0	0	0	0	0	0	171	196	184	71	12	1	635	

Enrolment By Grade and Gender

Gender	Grade															Total
	K	1	2	3	4	5	6	7	8	9	10	11	12	4th		
Male	0	0	0	0	0	0	0	0	0	0	91	113	89	29	322	
Female	0	0	0	0	0	0	0	0	0	0	88	95	102	28	313	
Total	0	0	0	0	0	0	0	0	0	0	179	208	191	57	635	

Enrolment By Grade

For 311 - Mount Pearl Senior High, Mount Pearl



* Data from the 2010-2011 AGR(Enrolment/Age as of the last day in Sept./Dec.)

** Newfoundland Statistics Classification System

*** May include itinerant teachers

District 4 - Eastern

#312 - Newtown Elementary, Mount Pearl

Classification: Urban
Offers Distance Education: No

Grades: K-6 Number of Grades: 7

[School FTE PTR : 14.0](#)
[District FTE PTR : 12.7](#)
[Provincial FTE PTR : 12.0](#)

[FTE Teachers](#) *** : 27.6

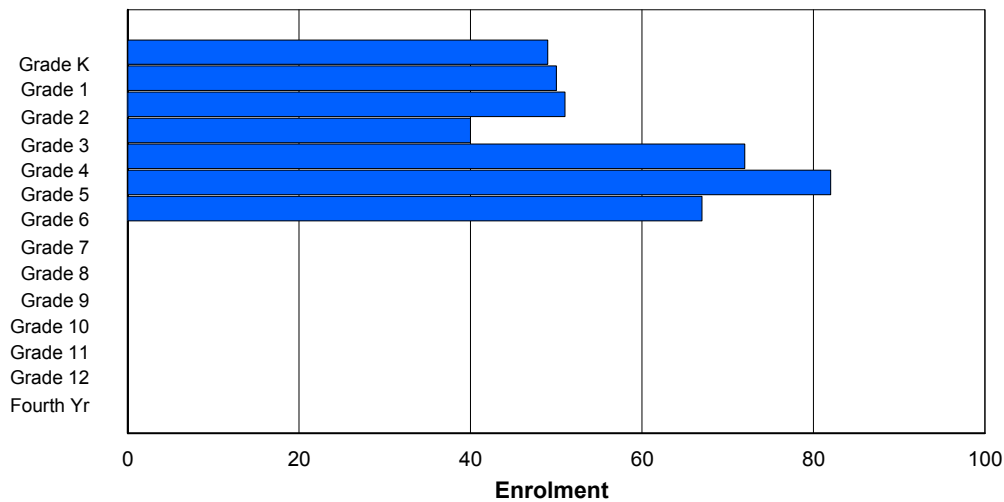
Enrolment By Age and Gender

Gender	Age																Total
	5	6	7	8	9	10	11	12	13	14	15	16	17	18	19	20>	
Male	22	22	28	24	43	35	37	2	0	0	0	0	0	0	0	0	213
Female	26	27	24	19	26	44	31	1	0	0	0	0	0	0	0	0	198
Total	48	49	52	43	69	79	68	3	0	0	0	0	0	0	0	0	411

Enrolment By Grade and Gender

Gender	Grade														Total
	K	1	2	3	4	5	6	7	8	9	10	11	12	4th	
Male	23	22	27	23	45	37	36	0	0	0	0	0	0	0	213
Female	26	28	24	17	27	45	31	0	0	0	0	0	0	0	198
Total	49	50	51	40	72	82	67	0	0	0	0	0	0	0	411

Enrolment By Grade
For 312 - Newtown Elementary, Mount Pearl



* Data from the 2010-2011 AGR(Enrolment/Age as of the last day in Sept./Dec.)

** Newfoundland Statistics Classification System

*** May include itinerant teachers

District 4 - Eastern

#313 - O'Donel High School, Mount Pearl

Classification: Urban
Offers Distance Education: No

Grades: 10-12

Number of Grades: 3

[School FTE PTR : 16.6](#)

[District FTE PTR : 12.7](#)

[Provincial FTE PTR : 12.0](#)

[FTE Teachers](#) *** : 40.4

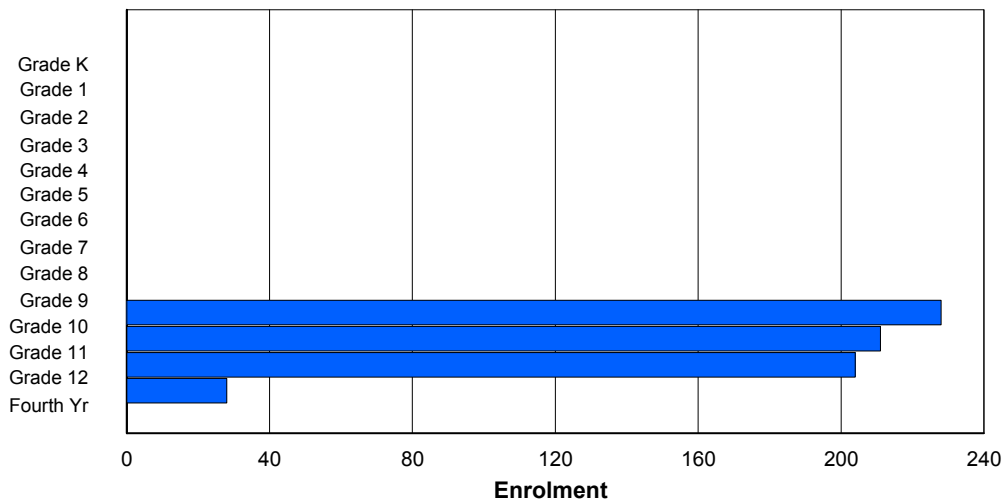
Enrolment By Age and Gender

Gender	Age																	Total
	5	6	7	8	9	10	11	12	13	14	15	16	17	18	19	20>		
Male	0	0	0	0	0	0	0	0	0	0	89	96	102	26	3	0	316	
Female	0	0	0	0	0	0	0	0	0	1	116	116	102	16	2	2	355	
Total	0	0	0	0	0	0	0	0	0	1	205	212	204	42	5	2	671	

Enrolment By Grade and Gender

Gender	Grade															Total
	K	1	2	3	4	5	6	7	8	9	10	11	12	4th		
Male	0	0	0	0	0	0	0	0	0	0	103	96	100	17	316	
Female	0	0	0	0	0	0	0	0	0	0	125	115	104	11	355	
Total	0	0	0	0	0	0	0	0	0	0	228	211	204	28	671	

Enrolment By Grade
For 313 - O'Donel High School, Mount Pearl



* Data from the 2010-2011 AGR(Enrolment/Age as of the last day in Sept./Dec.)

** Newfoundland Statistics Classification System

*** May include itinerant teachers

District 4 - Eastern

#315 - St. Peter's Junior High, Mount Pearl

Classification: Urban
Offers Distance Education: No

Grades: 7-9 Number of Grades: 3

[School FTE PTR : 15.4](#)
[District FTE PTR : 12.7](#)
[Provincial FTE PTR : 12.0](#)

[FTE Teachers](#) *** : 41.6

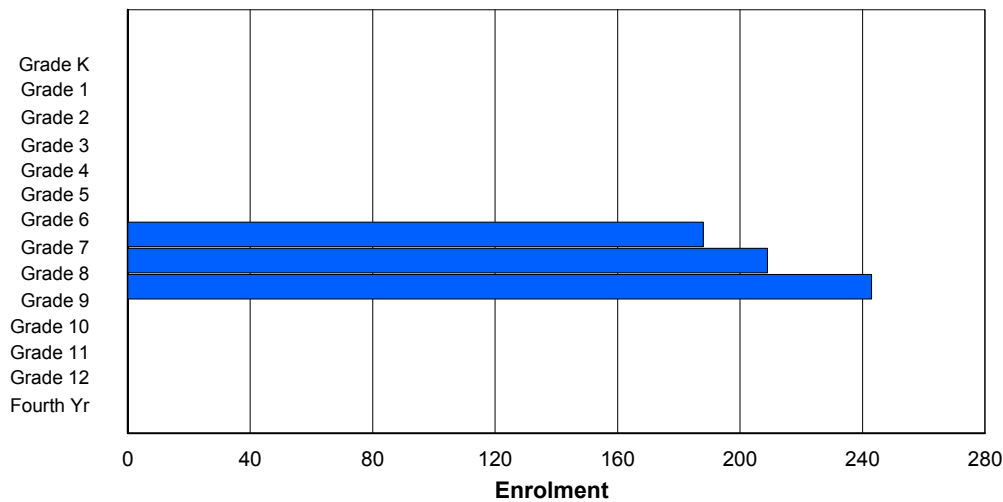
Enrolment By Age and Gender

Gender	Age																Total
	5	6	7	8	9	10	11	12	13	14	15	16	17	18	19	20>	
Male	0	0	0	0	0	0	0	86	108	117	15	0	0	0	0	0	326
Female	0	0	0	0	0	0	0	84	100	121	9	0	0	0	0	0	314
Total	0	0	0	0	0	0	0	170	208	238	24	0	0	0	0	0	640

Enrolment By Grade and Gender

Gender	Grade														Total
	K	1	2	3	4	5	6	7	8	9	10	11	12	4th	
Male	0	0	0	0	0	0	0	94	114	118	0	0	0	0	326
Female	0	0	0	0	0	0	0	94	95	125	0	0	0	0	314
Total	0	0	0	0	0	0	0	188	209	243	0	0	0	0	640

Enrolment By Grade
For 315 - St. Peter's Junior High, Mount Pearl



* Data from the 2010-2011 AGR(Enrolment/Age as of the last day in Sept./Dec.)

** Newfoundland Statistics Classification System

*** May include itinerant teachers

District 4 - Eastern

#316 - St. Peter's Elementary, Mount Pearl

Classification: Urban
Offers Distance Education: No

Grades: K-6 Number of Grades: 7

[School FTE PTR : 13.9](#)
[District FTE PTR : 12.7](#)
[Provincial FTE PTR : 12.0](#)

[FTE Teachers](#) *** : 48.0

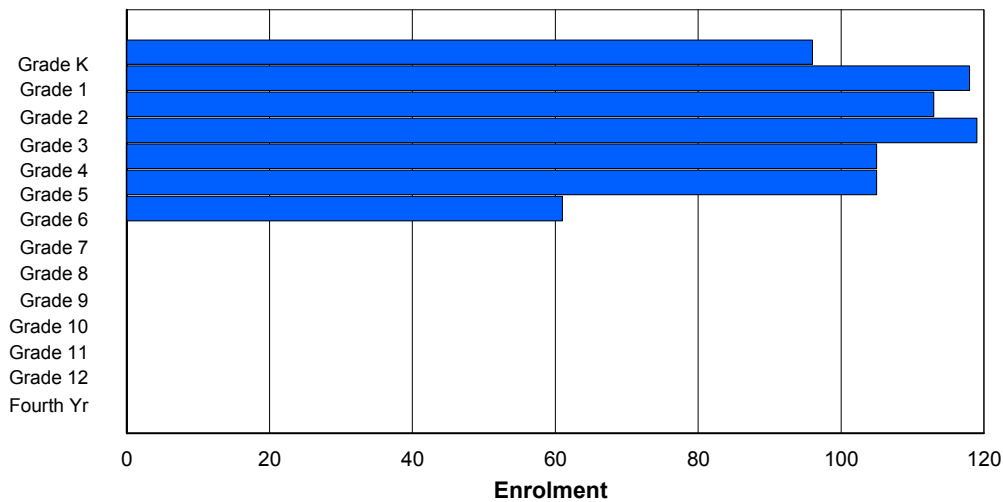
Enrolment By Age and Gender

Gender	Age																Total
	5	6	7	8	9	10	11	12	13	14	15	16	17	18	19	20>	
Male	42	62	49	51	45	55	38	3	0	0	0	0	0	0	0	0	345
Female	52	57	64	66	60	49	23	1	0	0	0	0	0	0	0	0	372
Total	94	119	113	117	105	104	61	4	0	0	0	0	0	0	0	0	717

Enrolment By Grade and Gender

Gender	Grade															Total
	K	1	2	3	4	5	6	7	8	9	10	11	12	4th		
Male	43	62	48	54	45	56	37	0	0	0	0	0	0	0	345	
Female	53	56	65	65	60	49	24	0	0	0	0	0	0	0	372	
Total	96	118	113	119	105	105	61	0	0	0	0	0	0	0	717	

Enrolment By Grade
For 316 - St. Peter's Elementary, Mount Pearl



* Data from the 2010-2011 AGR(Enrolment/Age as of the last day in Sept./Dec.)

** Newfoundland Statistics Classification System

*** May include itinerant teachers

District 4 - Eastern

#317 - St. Francis of Assisi Elementary, Logy Bay/Middle Cove/Outer Cove

Classification: Urban
Offers Distance Education: No

Grades: K-6 Number of Grades: 7

[School FTE PTR : 12.9](#)
[District FTE PTR : 12.7](#)
[Provincial FTE PTR : 12.0](#)

[FTE Teachers](#) *** : 13.2

Enrolment By Age and Gender

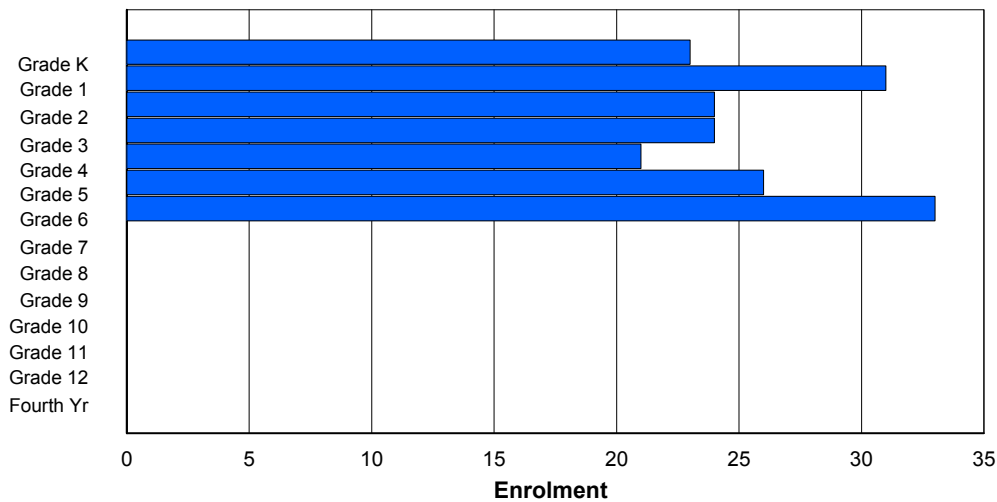
Gender	Age																Total
	5	6	7	8	9	10	11	12	13	14	15	16	17	18	19	20>	
Male	9	24	13	12	12	12	15	1	0	0	0	0	0	0	0	0	98
Female	13	8	11	12	9	15	15	1	0	0	0	0	0	0	0	0	84
Total	22	32	24	24	21	27	30	2	0	0	0	0	0	0	0	0	182

Enrolment By Grade and Gender

Gender	Grade															Total
	K	1	2	3	4	5	6	7	8	9	10	11	12	4th		
Male	10	23	13	12	12	12	16	0	0	0	0	0	0	0	98	
Female	13	8	11	12	9	14	17	0	0	0	0	0	0	0	84	
Total	23	31	24	24	21	26	33	0	0	0	0	0	0	0	182	

Enrolment By Grade

For 317 - St. Francis of Assisi Elementary, Logy Bay/Middle Cove/Outer Cove



* Data from the 2010-2011 AGR(Enrolment/Age as of the last day in Sept./Dec.)

** Newfoundland Statistics Classification System

*** May include itinerant teachers

District 4 - Eastern

#318 - Holy Family Elementary, Paradise

Classification: Urban
Offers Distance Education: No

Grades: K-6 Number of Grades: 7

[School FTE PTR : 13.9](#)
[District FTE PTR : 12.7](#)
[Provincial FTE PTR : 12.0](#)

[FTE Teachers](#) *** : 39.6

Enrolment By Age and Gender

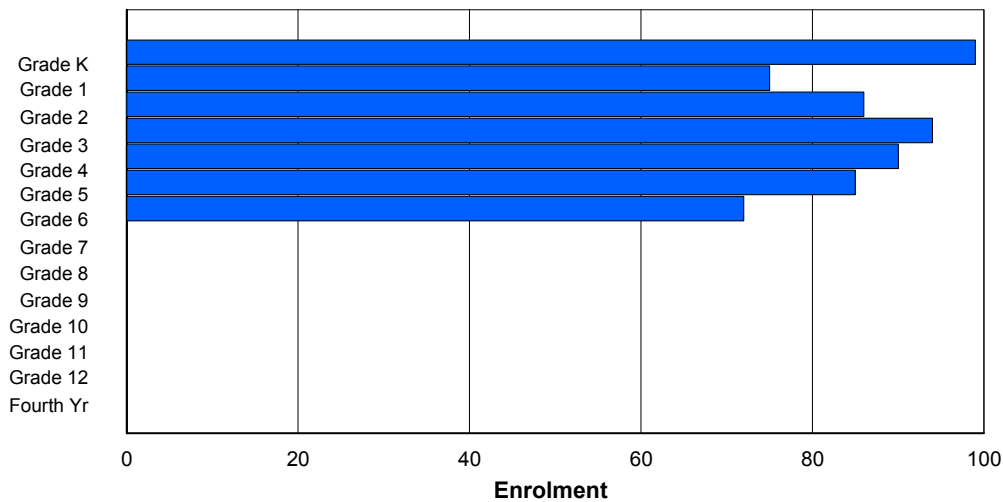
Gender	Age																Total
	5	6	7	8	9	10	11	12	13	14	15	16	17	18	19	20>	
Male	47	33	43	51	41	47	39	3	0	0	0	0	0	0	0	0	304
Female	53	40	42	42	49	39	31	1	0	0	0	0	0	0	0	0	297
Total	100	73	85	93	90	86	70	4	0	0	0	0	0	0	0	0	601

Enrolment By Grade and Gender

Gender	Grade														Total
	K	1	2	3	4	5	6	7	8	9	10	11	12	4th	
Male	47	34	44	51	40	48	40	0	0	0	0	0	0	0	304
Female	52	41	42	43	50	37	32	0	0	0	0	0	0	0	297
Total	99	75	86	94	90	85	72	0	0	0	0	0	0	0	601

Enrolment By Grade

For 318 - Holy Family Elementary, Paradise



* Data from the 2010-2011 AGR(Enrolment/Age as of the last day in Sept./Dec.)

** Newfoundland Statistics Classification System

*** May include itinerant teachers

District 4 - Eastern

#320 - Beachy Cove Elementary, Portugal Cove - St. Philip's

Classification: Urban
Offers Distance Education: No

Grades: K-6 Number of Grades: 7

[School FTE PTR : 14.0](#)
[District FTE PTR : 12.7](#)
[Provincial FTE PTR : 12.0](#)

[FTE Teachers](#) *** : 43.4

Enrolment By Age and Gender

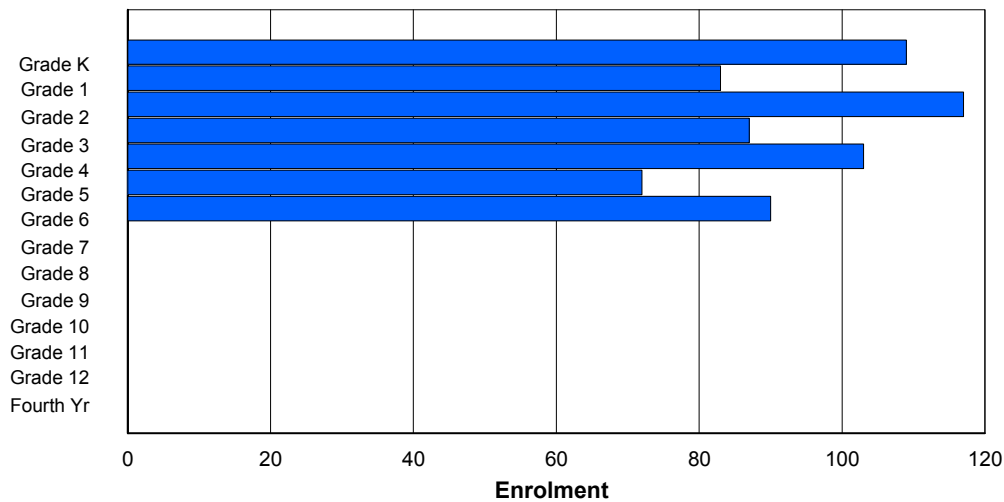
Gender	Age																Total
	5	6	7	8	9	10	11	12	13	14	15	16	17	18	19	20>	
Male	53	49	59	51	58	35	53	0	0	0	0	0	0	0	0	0	358
Female	54	33	58	37	43	40	36	2	0	0	0	0	0	0	0	0	303
Total	107	82	117	88	101	75	89	2	0	0	0	0	0	0	0	0	661

Enrolment By Grade and Gender

Gender	Grade															Total
	K	1	2	3	4	5	6	7	8	9	10	11	12	4th		
Male	55	51	57	50	56	37	52	0	0	0	0	0	0	0	358	
Female	54	32	60	37	47	35	38	0	0	0	0	0	0	0	303	
Total	109	83	117	87	103	72	90	0	0	0	0	0	0	0	661	

Enrolment By Grade

For 320 - Beachy Cove Elementary, Portugal Cove - St. Philip's



* Data from the 2010-2011 AGR(Enrolment/Age as of the last day in Sept./Dec.)

** Newfoundland Statistics Classification System

*** May include itinerant teachers

District 4 - Eastern

#324 - Beaconsfield Junior High, St. John's

Classification: Urban
Offers Distance Education: No

Grades: 7-9 Number of Grades: 3

[School FTE PTR : 13.0](#)
[District FTE PTR : 12.7](#)
[Provincial FTE PTR : 12.0](#)

[FTE Teachers](#) *** : 32.5

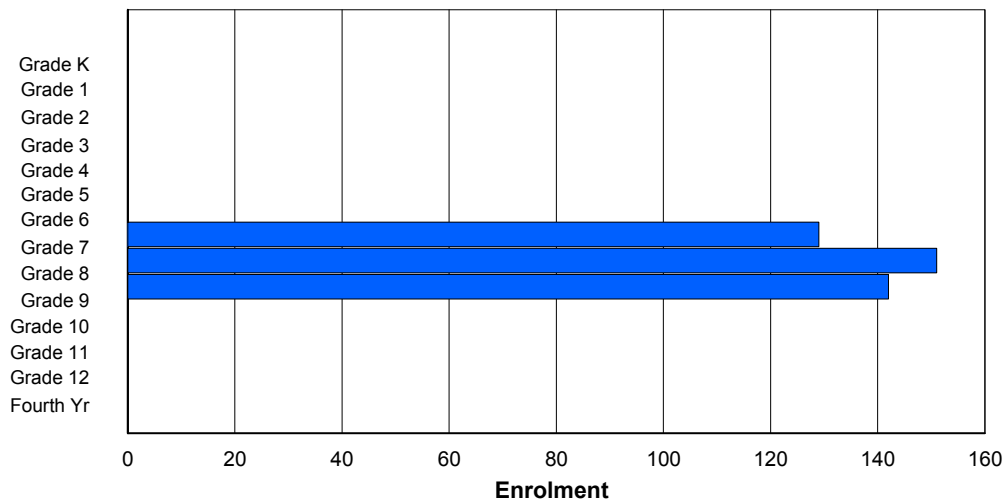
Enrolment By Age and Gender

Gender	Age																Total
	5	6	7	8	9	10	11	12	13	14	15	16	17	18	19	20>	
Male	0	0	0	0	0	0	0	62	80	78	10	1	0	0	0	0	231
Female	0	0	0	0	0	0	0	55	65	68	3	0	0	0	0	0	191
Total	0	0	0	0	0	0	0	117	145	146	13	1	0	0	0	0	422

Enrolment By Grade and Gender

Gender	Grade														Total
	K	1	2	3	4	5	6	7	8	9	10	11	12	4th	
Male	0	0	0	0	0	0	0	72	82	77	0	0	0	0	231
Female	0	0	0	0	0	0	0	57	69	65	0	0	0	0	191
Total	0	0	0	0	0	0	0	129	151	142	0	0	0	0	422

Enrolment By Grade
For 324 - Beaconsfield Junior High, St. John's



* Data from the 2010-2011 AGR(Enrolment/Age as of the last day in Sept./Dec.)

** Newfoundland Statistics Classification System

*** May include itinerant teachers

District 4 - Eastern

#325 - Bishop Abraham Elementary, St. John's

Classification: Urban
Offers Distance Education: No

Grades: K-6 Number of Grades: 7

[School FTE PTR : 9.6](#)
[District FTE PTR : 12.7](#)
[Provincial FTE PTR : 12.0](#)

[FTE Teachers](#) *** : 13.6

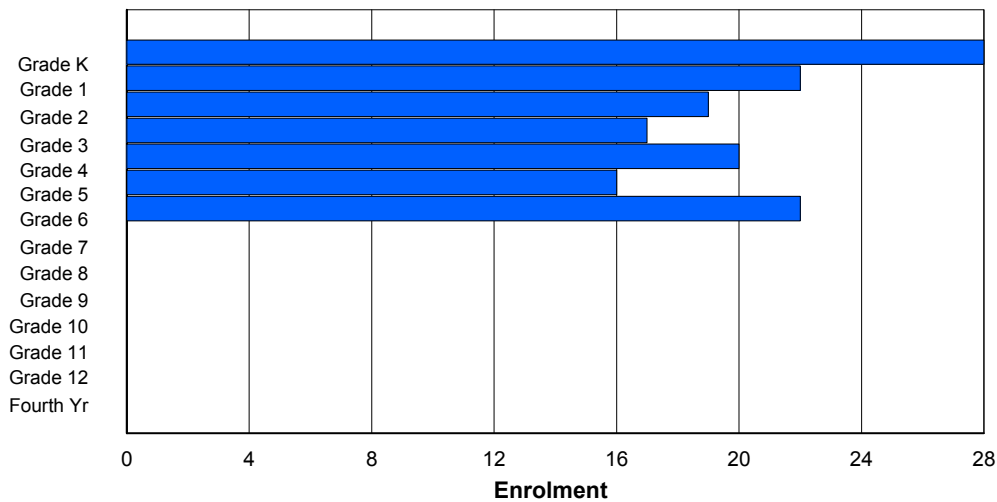
Enrolment By Age and Gender

Gender	Age																Total
	5	6	7	8	9	10	11	12	13	14	15	16	17	18	19	20>	
Male	11	8	10	9	10	7	11	2	0	0	0	0	0	0	0	0	68
Female	15	15	9	8	9	9	9	2	0	0	0	0	0	0	0	0	76
Total	26	23	19	17	19	16	20	4	0	0	0	0	0	0	0	0	144

Enrolment By Grade and Gender

Gender	Grade														Total
	K	1	2	3	4	5	6	7	8	9	10	11	12	4th	
Male	12	8	10	9	10	8	11	0	0	0	0	0	0	0	68
Female	16	14	9	8	10	8	11	0	0	0	0	0	0	0	76
Total	28	22	19	17	20	16	22	0	0	0	0	0	0	0	144

Enrolment By Grade
For 325 - Bishop Abraham Elementary, St. John's



* Data from the 2010-2011 AGR(Enrolment/Age as of the last day in Sept./Dec.)

** Newfoundland Statistics Classification System

*** May include itinerant teachers

District 4 - Eastern

#326 - Bishop Feild Elementary, St. John's

Classification: Urban
Offers Distance Education: No

Grades: K-6 Number of Grades: 7

[School FTE PTR : 9.8](#)
[District FTE PTR : 12.7](#)
[Provincial FTE PTR : 12.0](#)

[FTE Teachers](#) *** : 23.0

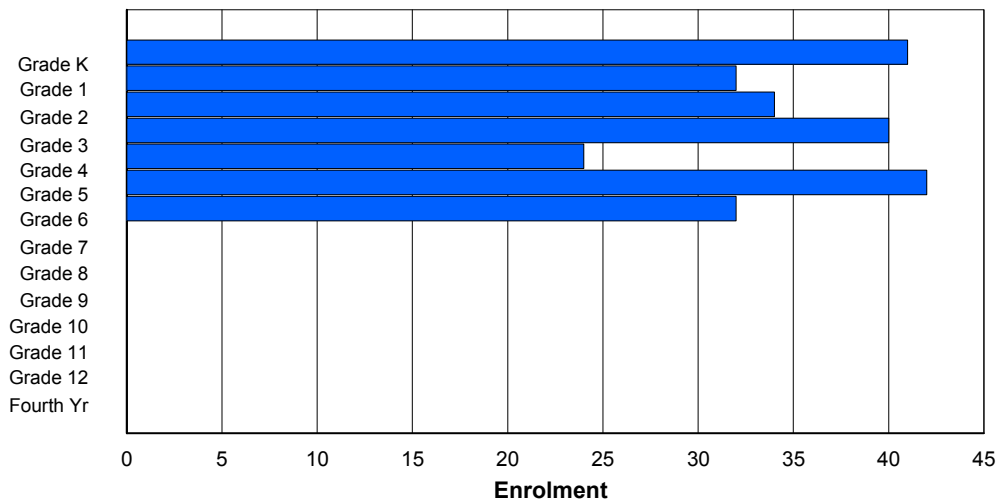
Enrolment By Age and Gender

Gender	Age																Total
	5	6	7	8	9	10	11	12	13	14	15	16	17	18	19	20>	
Male	21	16	15	22	11	21	17	1	0	0	0	0	0	0	0	0	124
Female	20	15	20	18	14	18	17	0	0	0	0	0	0	0	0	0	122
Total	41	31	35	40	25	39	34	1	0	0	0	0	0	0	0	246	

Enrolment By Grade and Gender

Gender	Grade														Total
	K	1	2	3	4	5	6	7	8	9	10	11	12	4th	
Male	21	16	15	22	10	21	17	0	0	0	0	0	0	0	122
Female	20	16	19	18	14	21	15	0	0	0	0	0	0	0	123
Total	41	32	34	40	24	42	32	0	0	0	0	0	0	0	245

Enrolment By Grade
For 326 - Bishop Feild Elementary, St. John's



* Data from the 2010-2011 AGR(Enrolment/Age as of the last day in Sept./Dec.)

** Newfoundland Statistics Classification System

*** May include itinerant teachers

District 4 - Eastern

#327 - Bishops College High, St. John's

Classification: Urban
Offers Distance Education: No

Grades: 10-12 Number of Grades: 3

[School FTE PTR : 16.1](#)
[District FTE PTR : 12.7](#)
[Provincial FTE PTR : 12.0](#)

[FTE Teachers](#) *** : 35.3

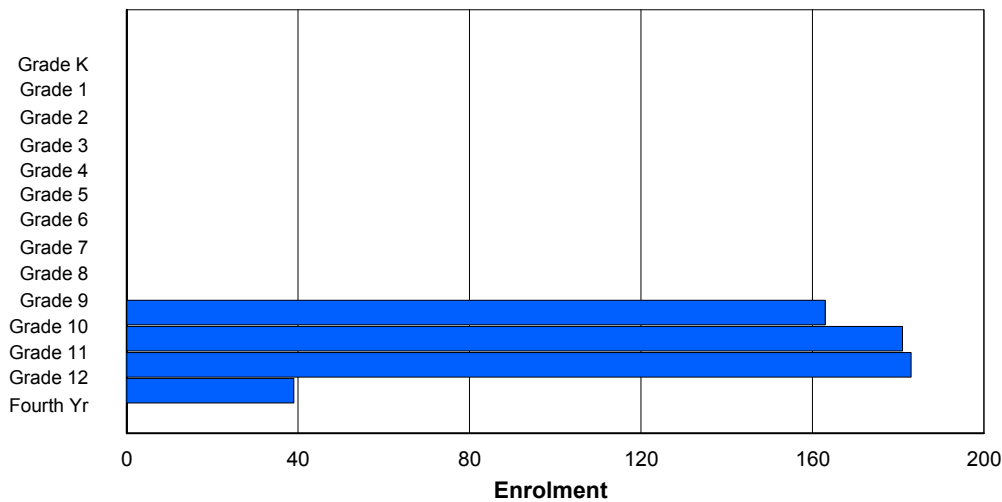
Enrolment By Age and Gender

Gender	Age																	Total
	5	6	7	8	9	10	11	12	13	14	15	16	17	18	19	20>		
Male	0	0	0	0	0	0	0	0	0	1	69	97	82	37	2	2	290	
Female	0	0	0	0	0	0	0	0	0	0	80	80	91	19	6	0	276	
Total	0	0	0	0	0	0	0	0	0	1	149	177	173	56	8	2	566	

Enrolment By Grade and Gender

Gender	Grade															Total
	K	1	2	3	4	5	6	7	8	9	10	11	12	4th		
Male	0	0	0	0	0	0	0	0	0	0	78	98	92	22	290	
Female	0	0	0	0	0	0	0	0	0	0	85	83	91	17	276	
Total	0	0	0	0	0	0	0	0	0	0	163	181	183	39	566	

Enrolment By Grade
For 327 - Bishops College High, St. John's



* Data from the 2010-2011 AGR(Enrolment/Age as of the last day in Sept./Dec.)

** Newfoundland Statistics Classification System

*** May include itinerant teachers

District 4 - Eastern

#328 - Booth Memorial High School, St. John's

Classification: Urban
Offers Distance Education: No

Grades: 10-12 Number of Grades: 3

[School FTE PTR : 15.5](#)
[District FTE PTR : 12.7](#)
[Provincial FTE PTR : 12.0](#)

[FTE Teachers](#) *** : 29.8

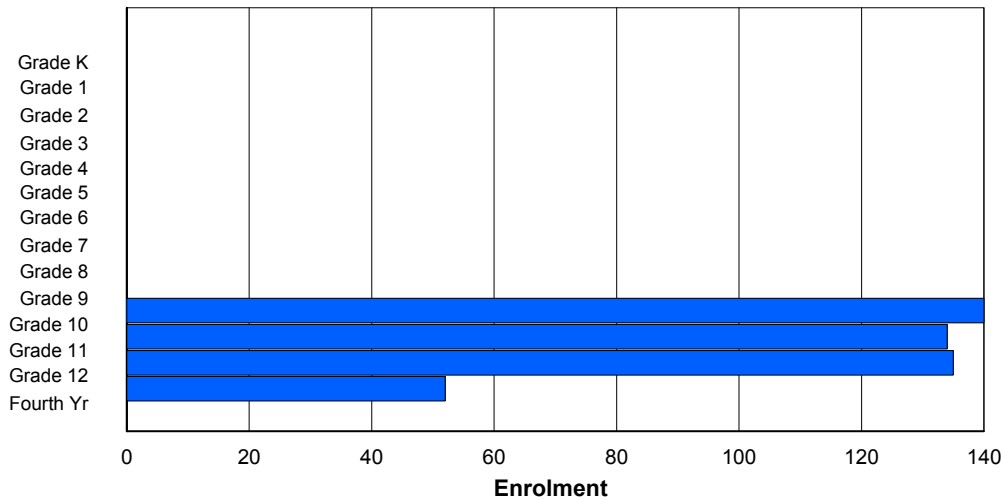
Enrolment By Age and Gender

Gender	Age																	Total
	5	6	7	8	9	10	11	12	13	14	15	16	17	18	19	20>		
Male	0	0	0	0	0	0	0	0	0	1	63	74	64	29	12	1	244	
Female	0	0	0	0	0	0	0	0	0	0	59	63	61	29	4	1	217	
Total	0	0	0	0	0	0	0	0	0	1	122	137	125	58	16	2	461	

Enrolment By Grade and Gender

Gender	Grade														Total
	K	1	2	3	4	5	6	7	8	9	10	11	12	4th	
Male	0	0	0	0	0	0	0	0	0	0	76	67	70	31	244
Female	0	0	0	0	0	0	0	0	0	0	64	67	65	21	217
Total	0	0	0	0	0	0	0	0	0	0	140	134	135	52	461

Enrolment By Grade
For 328 - Booth Memorial High School, St. John's



* Data from the 2010-2011 AGR(Enrolment/Age as of the last day in Sept./Dec.)

** Newfoundland Statistics Classification System

*** May include itinerant teachers

District 4 - Eastern

#330 - Brother Rice Junior High, St. John's

Classification: Urban
Offers Distance Education: No

Grades: 7-9 Number of Grades: 3

[School FTE PTR : 12.8](#)
[District FTE PTR : 12.7](#)
[Provincial FTE PTR : 12.0](#)

[FTE Teachers](#) *** : 26.7

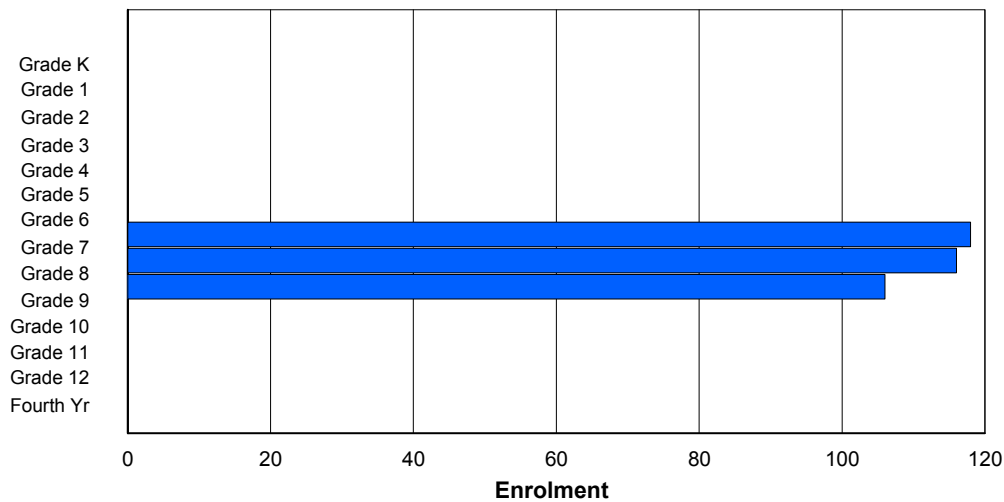
Enrolment By Age and Gender

Gender	Age																Total
	5	6	7	8	9	10	11	12	13	14	15	16	17	18	19	20>	
Male	0	0	0	0	0	0	0	62	47	60	8	0	0	0	0	0	177
Female	0	0	0	0	0	0	0	49	62	48	4	0	0	0	0	0	163
Total	0	0	0	0	0	0	0	111	109	108	12	0	0	0	0	0	340

Enrolment By Grade and Gender

Gender	Grade														Total
	K	1	2	3	4	5	6	7	8	9	10	11	12	4th	
Male	0	0	0	0	0	0	0	65	50	62	0	0	0	0	177
Female	0	0	0	0	0	0	0	53	66	44	0	0	0	0	163
Total	0	0	0	0	0	0	0	118	116	106	0	0	0	0	340

Enrolment By Grade
For 330 - Brother Rice Junior High, St. John's



* Data from the 2010-2011 AGR(Enrolment/Age as of the last day in Sept./Dec.)

** Newfoundland Statistics Classification System

*** May include itinerant teachers

District 4 - Eastern

#331 - Cowan Heights Elementary, St. John's

Classification: Urban
Offers Distance Education: No

Grades: K-6 Number of Grades: 7

[School FTE PTR : 12.3](#)
[District FTE PTR : 12.7](#)
[Provincial FTE PTR : 12.0](#)

[FTE Teachers](#) *** : 27.0

Enrolment By Age and Gender

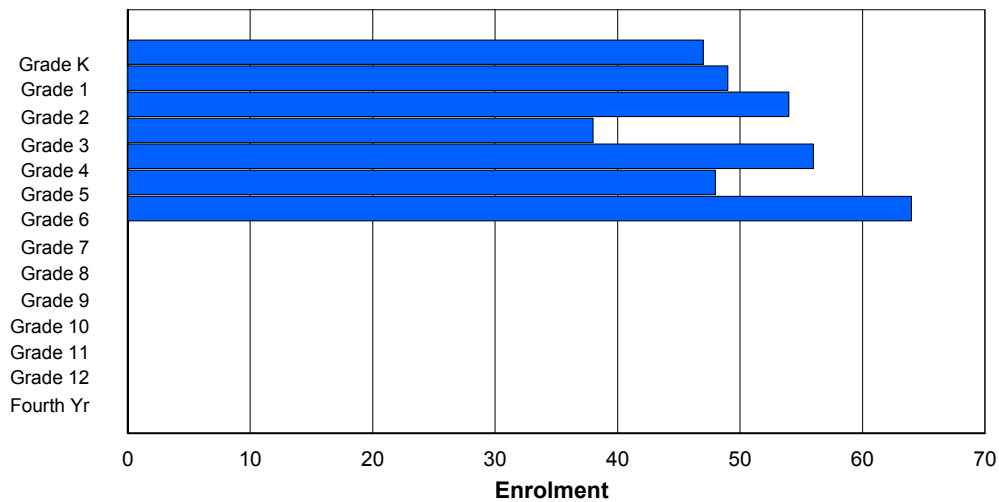
Gender	Age																Total
	5	6	7	8	9	10	11	12	13	14	15	16	17	18	19	20>	
Male	18	29	31	24	30	21	25	2	0	0	0	0	0	0	0	0	180
Female	26	21	24	14	26	28	36	1	0	0	0	0	0	0	0	0	176
Total	44	50	55	38	56	49	61	3	0	0	0	0	0	0	0	0	356

Enrolment By Grade and Gender

Gender	Grade															Total
	K	1	2	3	4	5	6	7	8	9	10	11	12	4th		
Male	21	28	30	24	30	20	27	0	0	0	0	0	0	0	180	
Female	26	21	24	14	26	28	37	0	0	0	0	0	0	0	176	
Total	47	49	54	38	56	48	64	0	0	0	0	0	0	0	356	

Enrolment By Grade

For 331 - Cowan Heights Elementary, St. John's



* Data from the 2010-2011 AGR(Enrolment/Age as of the last day in Sept./Dec.)

** Newfoundland Statistics Classification System

*** May include itinerant teachers

District 4 - Eastern

#334 - Larkhall Academy, St. John's

Classification: Urban
Offers Distance Education: No

Grades: K-6 Number of Grades: 7

[School FTE PTR : 11.5](#)
[District FTE PTR : 12.7](#)
[Provincial FTE PTR : 12.0](#)

[FTE Teachers](#) *** : 25.6

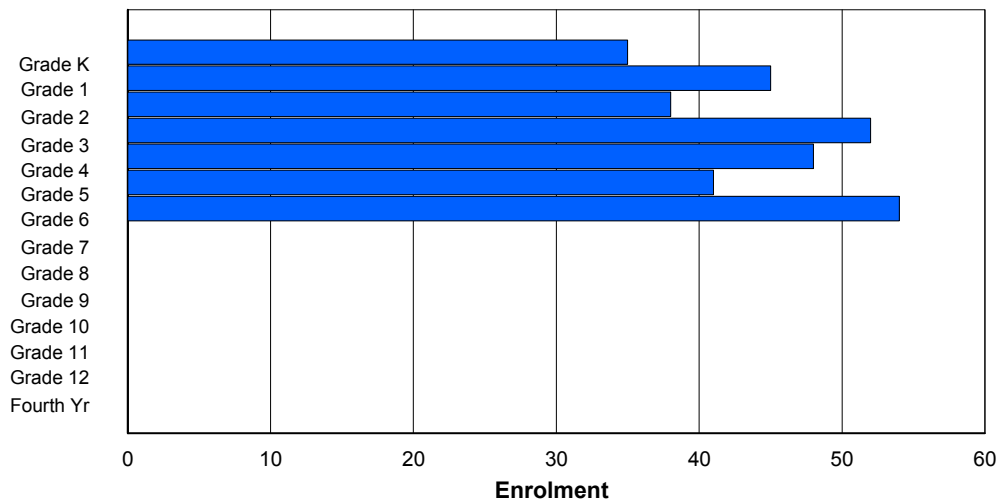
Enrolment By Age and Gender

Gender	Age																Total
	5	6	7	8	9	10	11	12	13	14	15	16	17	18	19	20>	
Male	14	18	24	22	30	19	23	3	0	0	0	0	0	0	0	0	153
Female	20	26	16	29	16	21	31	1	0	0	0	0	0	0	0	0	160
Total	34	44	40	51	46	40	54	4	0	0	0	0	0	0	0	0	313

Enrolment By Grade and Gender

Gender	Grade															Total
	K	1	2	3	4	5	6	7	8	9	10	11	12	4th		
Male	15	18	23	23	31	21	22	0	0	0	0	0	0	0	153	
Female	20	27	15	29	17	20	32	0	0	0	0	0	0	0	160	
Total	35	45	38	52	48	41	54	0	0	0	0	0	0	0	313	

Enrolment By Grade
For 334 - Larkhall Academy, St. John's



* Data from the 2010-2011 AGR(Enrolment/Age as of the last day in Sept./Dec.)

** Newfoundland Statistics Classification System

*** May include itinerant teachers

District 4 - Eastern

#335 - Leary's Brook Junior High, St. John's

Classification: Urban
Offers Distance Education: No

Grades: 7-9 Number of Grades: 3

[School FTE PTR : 14.6](#)
[District FTE PTR : 12.7](#)
[Provincial FTE PTR : 12.0](#)

[FTE Teachers](#) *** : 34.3

Enrolment By Age and Gender

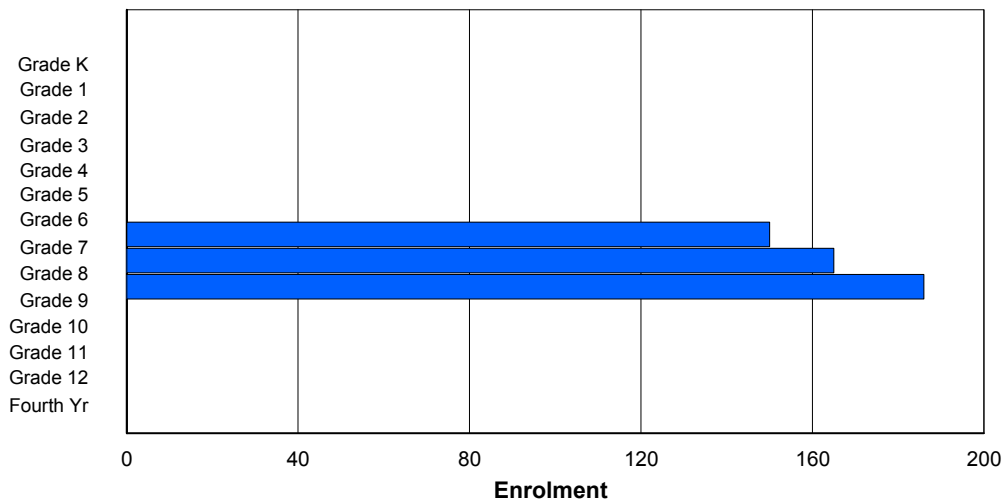
Gender	Age																Total
	5	6	7	8	9	10	11	12	13	14	15	16	17	18	19	20>	
Male	0	0	0	0	0	0	0	66	80	97	16	0	0	0	0	0	259
Female	0	0	0	0	0	0	0	67	73	91	11	0	0	0	0	0	242
Total	0	0	0	0	0	0	0	133	153	188	27	0	0	0	0	0	501

Enrolment By Grade and Gender

Gender	Grade														Total
	K	1	2	3	4	5	6	7	8	9	10	11	12	4th	
Male	0	0	0	0	0	0	0	78	87	94	0	0	0	0	259
Female	0	0	0	0	0	0	0	72	78	92	0	0	0	0	242
Total	0	0	0	0	0	0	0	150	165	186	0	0	0	0	501

Enrolment By Grade

For 335 - Leary's Brook Junior High, St. John's



* Data from the 2010-2011 AGR(Enrolment/Age as of the last day in Sept./Dec.)

** Newfoundland Statistics Classification System

*** May include itinerant teachers

District 4 - Eastern

#336 - Gonzaga Regional High, St. John's

Classification: Urban
Offers Distance Education: No

Grades: 10-12 Number of Grades: 3

[School FTE PTR : 15.3](#)
[District FTE PTR : 12.7](#)
[Provincial FTE PTR : 12.0](#)

[FTE Teachers](#) *** : 44.0

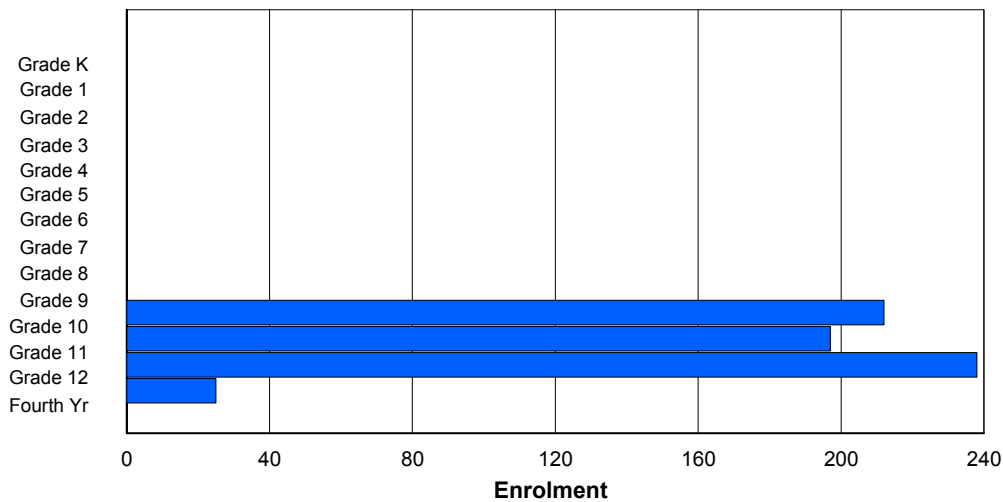
Enrolment By Age and Gender

Gender	Age																Total
	5	6	7	8	9	10	11	12	13	14	15	16	17	18	19	20>	
Male	0	0	0	0	0	0	0	0	0	1	100	99	112	29	4	2	347
Female	0	0	0	0	0	0	0	0	0	0	96	101	116	9	2	1	325
Total	0	0	0	0	0	0	0	0	0	1	196	200	228	38	6	3	672

Enrolment By Grade and Gender

Gender	Grade														Total
	K	1	2	3	4	5	6	7	8	9	10	11	12	4th	
Male	0	0	0	0	0	0	0	0	0	0	112	95	121	19	347
Female	0	0	0	0	0	0	0	0	0	0	100	102	117	6	325
Total	0	0	0	0	0	0	0	0	0	0	212	197	238	25	672

Enrolment By Grade
For 336 - Gonzaga Regional High, St. John's



* Data from the 2010-2011 AGR(Enrolment/Age as of the last day in Sept./Dec.)

** Newfoundland Statistics Classification System

*** May include itinerant teachers

District 4 - Eastern

#337 - Goulds Elementary, St. John's (Goulds)

Classification: Urban
Offers Distance Education: No

Grades: K-6 Number of Grades: 7

[School FTE PTR : 14.5](#)
[District FTE PTR : 12.7](#)
[Provincial FTE PTR : 12.0](#)

[FTE Teachers](#) *** : 40.6

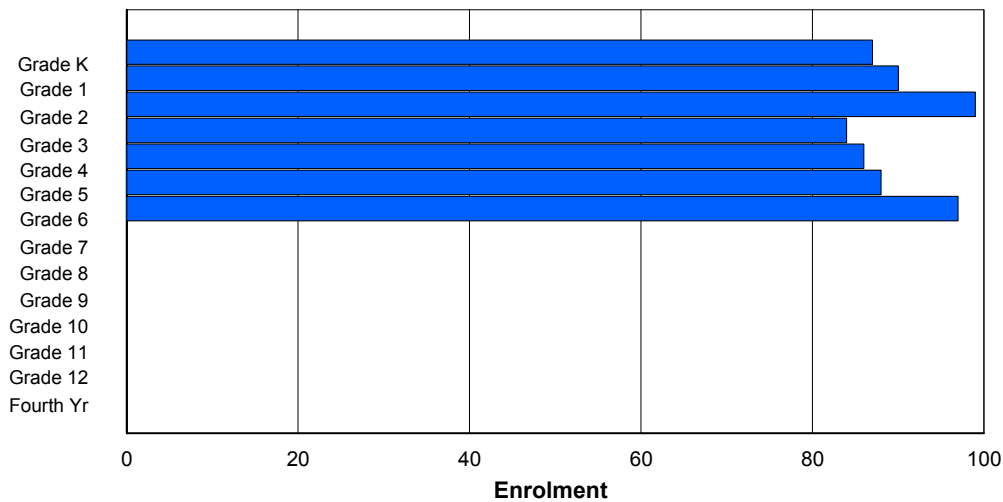
Enrolment By Age and Gender

Gender	Age																Total
	5	6	7	8	9	10	11	12	13	14	15	16	17	18	19	20>	
Male	37	48	50	49	47	55	46	3	0	0	0	0	0	0	0	0	335
Female	47	45	48	34	39	34	49	0	0	0	0	0	0	0	0	0	296
Total	84	93	98	83	86	89	95	3	0	0	0	0	0	0	0	0	631

Enrolment By Grade and Gender

Gender	Grade															Total
	K	1	2	3	4	5	6	7	8	9	10	11	12	4th		
Male	39	46	50	50	48	53	49	0	0	0	0	0	0	0	335	
Female	48	44	49	34	38	35	48	0	0	0	0	0	0	0	296	
Total	87	90	99	84	86	88	97	0	0	0	0	0	0	0	631	

Enrolment By Grade
For 337 - Goulds Elementary, St. John's (Goulds)



* Data from the 2010-2011 AGR(Enrolment/Age as of the last day in Sept./Dec.)

** Newfoundland Statistics Classification System

*** May include itinerant teachers

District 4 - Eastern

#339 - Holy Cross Elementary, St. John's

Classification: Urban
Offers Distance Education: No

Grades: K-6 Number of Grades: 7

[School FTE PTR : 10.2](#)
[District FTE PTR : 12.7](#)
[Provincial FTE PTR : 12.0](#)

[FTE Teachers](#) *** : 14.6

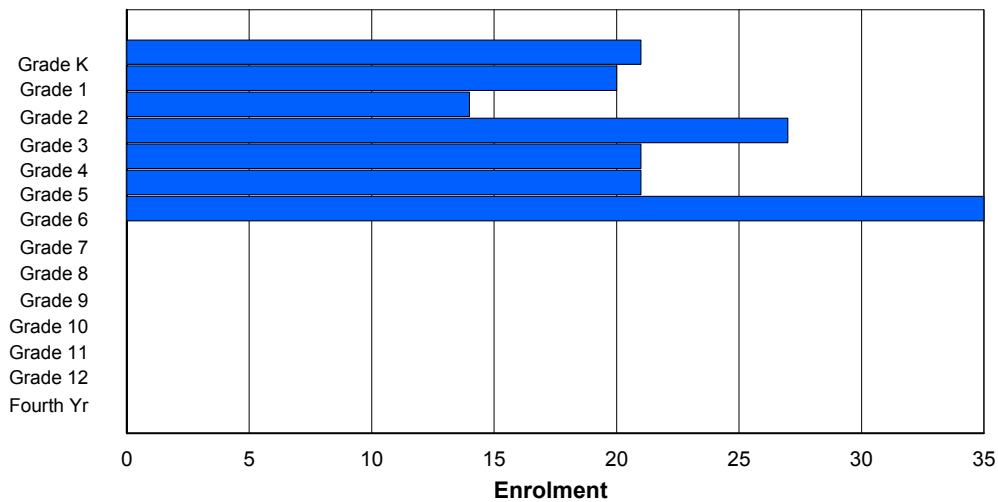
Enrolment By Age and Gender

Gender	Age																Total
	5	6	7	8	9	10	11	12	13	14	15	16	17	18	19	20>	
Male	9	9	4	17	10	13	23	0	0	0	0	0	0	0	0	0	85
Female	10	13	10	9	11	8	12	1	0	0	0	0	0	0	0	0	74
Total	19	22	14	26	21	21	35	1	0	0	0	0	0	0	0	0	159

Enrolment By Grade and Gender

Gender	Grade															Total
	K	1	2	3	4	5	6	7	8	9	10	11	12	4th		
Male	10	8	4	18	10	13	22	0	0	0	0	0	0	0	85	
Female	11	12	10	9	11	8	13	0	0	0	0	0	0	0	74	
Total	21	20	14	27	21	21	35	0	0	0	0	0	0	0	159	

Enrolment By Grade
For 339 - Holy Cross Elementary, St. John's



* Data from the 2010-2011 AGR(Enrolment/Age as of the last day in Sept./Dec.)

** Newfoundland Statistics Classification System

*** May include itinerant teachers

District 4 - Eastern

#340 - Holy Heart of Mary Regional High, St. John's

Classification: Urban
Offers Distance Education: Yes

Grades: 10-12 Number of Grades: 3

[School FTE PTR : 15.3](#)
[District FTE PTR : 12.7](#)
[Provincial FTE PTR : 12.0](#)

[FTE Teachers](#) *** : 60.0

Enrolment By Age and Gender

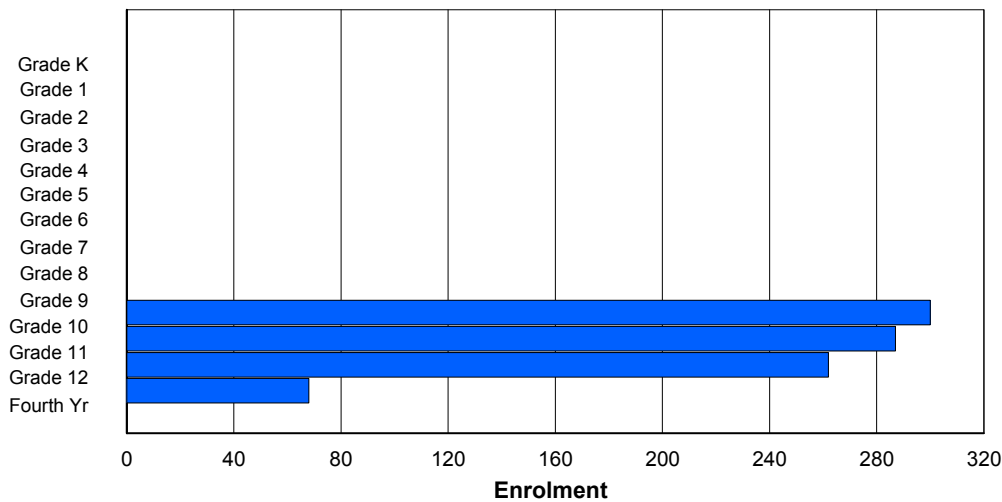
Gender	Age																Total
	5	6	7	8	9	10	11	12	13	14	15	16	17	18	19	20>	
Male	0	0	0	0	0	0	0	0	0	1	135	146	119	51	11	2	465
Female	0	0	0	0	0	0	2	0	1	1	129	138	131	39	7	4	452
Total	0	0	0	0	0	0	2	0	1	2	264	284	250	90	18	6	917

Enrolment By Grade and Gender

Gender	Grade														Total
	K	1	2	3	4	5	6	7	8	9	10	11	12	4th	
Male	0	0	0	0	0	0	0	0	0	0	152	149	130	34	465
Female	0	0	0	0	0	0	0	0	0	0	148	138	132	34	452
Total	0	0	0	0	0	0	0	0	0	0	300	287	262	68	917

Enrolment By Grade

For 340 - Holy Heart of Mary Regional High, St. John's



* Data from the 2010-2011 AGR(Enrolment/Age as of the last day in Sept./Dec.)

** Newfoundland Statistics Classification System

*** May include itinerant teachers

District 4 - Eastern

#341 - I.J. Samson Junior High, St. John's

Classification: Urban
Offers Distance Education: No

Grades: 7-9 Number of Grades: 3

[School FTE PTR : 12.5](#)
[District FTE PTR : 12.7](#)
[Provincial FTE PTR : 12.0](#)

[FTE Teachers](#) *** : 24.3

Enrolment By Age and Gender

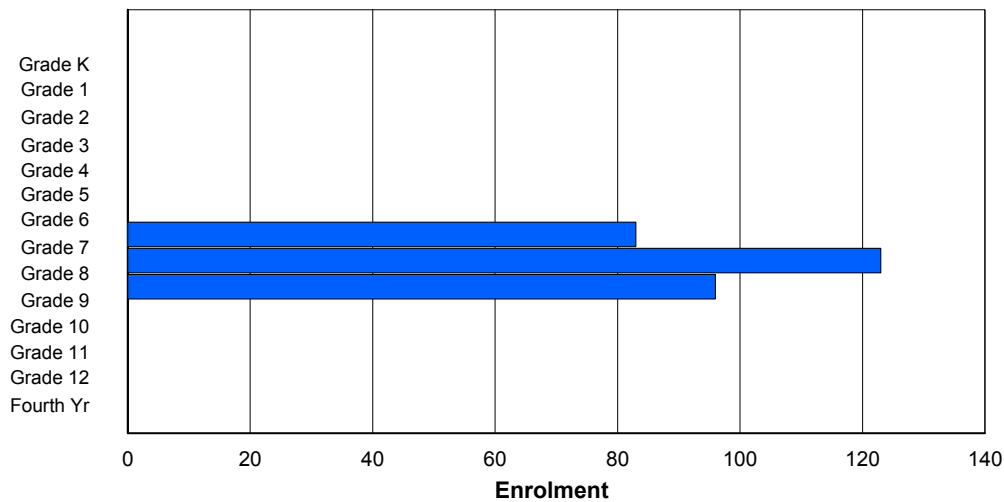
Gender	Age																Total
	5	6	7	8	9	10	11	12	13	14	15	16	17	18	19	20>	
Male	0	0	0	0	0	0	0	30	60	43	0	0	0	0	0	0	133
Female	0	0	0	0	0	0	0	50	59	59	1	0	0	0	0	0	169
Total	0	0	0	0	0	0	0	80	119	102	1	0	0	0	0	0	302

Enrolment By Grade and Gender

Gender	Grade														Total
	K	1	2	3	4	5	6	7	8	9	10	11	12	4th	
Male	0	0	0	0	0	0	0	32	63	38	0	0	0	0	133
Female	0	0	0	0	0	0	0	51	60	58	0	0	0	0	169
Total	0	0	0	0	0	0	0	83	123	96	0	0	0	0	302

Enrolment By Grade

For 341 - I.J. Samson Junior High, St. John's



* Data from the 2010-2011 AGR(Enrolment/Age as of the last day in Sept./Dec.)

** Newfoundland Statistics Classification System

*** May include itinerant teachers

District 4 - Eastern

#342 - MacDonald Drive Elementary, St. John's

Classification: Urban
Offers Distance Education: No

Grades: K-6 Number of Grades: 7

[School FTE PTR : 13.2](#)
[District FTE PTR : 12.7](#)
[Provincial FTE PTR : 12.0](#)

[FTE Teachers](#) *** : 27.3

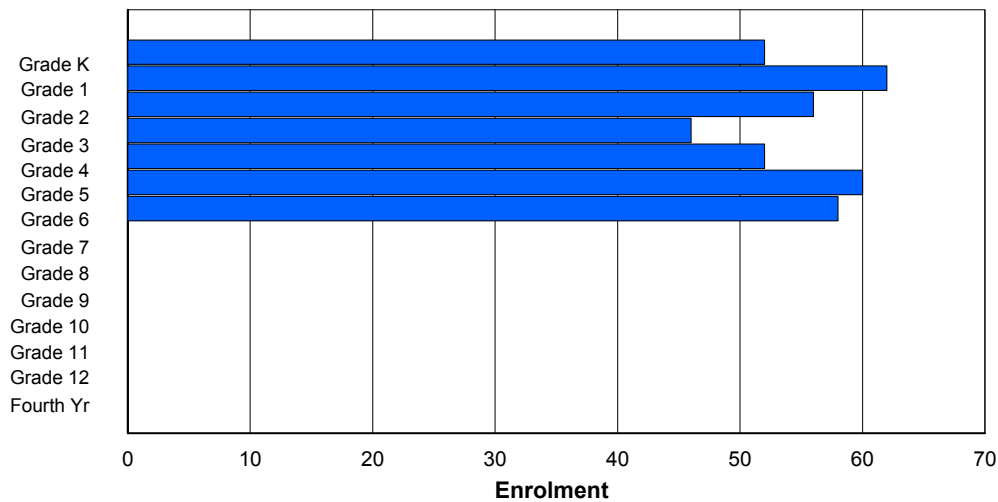
Enrolment By Age and Gender

Gender	Age																Total
	5	6	7	8	9	10	11	12	13	14	15	16	17	18	19	20>	
Male	23	32	29	22	22	38	25	0	0	0	0	0	0	0	0	0	191
Female	28	30	25	25	31	20	34	1	0	0	0	0	0	0	0	0	194
Total	51	62	54	47	53	58	59	1	0	0	0	0	0	0	0	0	385

Enrolment By Grade and Gender

Gender	Grade															Total
	K	1	2	3	4	5	6	7	8	9	10	11	12	4th		
Male	23	32	29	23	21	39	24	0	0	0	0	0	0	0	191	
Female	29	30	27	23	31	21	34	0	0	0	0	0	0	0	195	
Total	52	62	56	46	52	60	58	0	0	0	0	0	0	0	386	

Enrolment By Grade
For 342 - MacDonald Drive Elementary, St. John's



* Data from the 2010-2011 AGR(Enrolment/Age as of the last day in Sept./Dec.)

** Newfoundland Statistics Classification System

*** May include itinerant teachers

District 4 - Eastern

#343 - MacDonald Drive Junior High, St. John's

Classification: Urban
Offers Distance Education: No

Grades: 7-9 Number of Grades: 3

[School FTE PTR : 15.0](#)
[District FTE PTR : 12.7](#)
[Provincial FTE PTR : 12.0](#)

[FTE Teachers](#) *** : 45.9

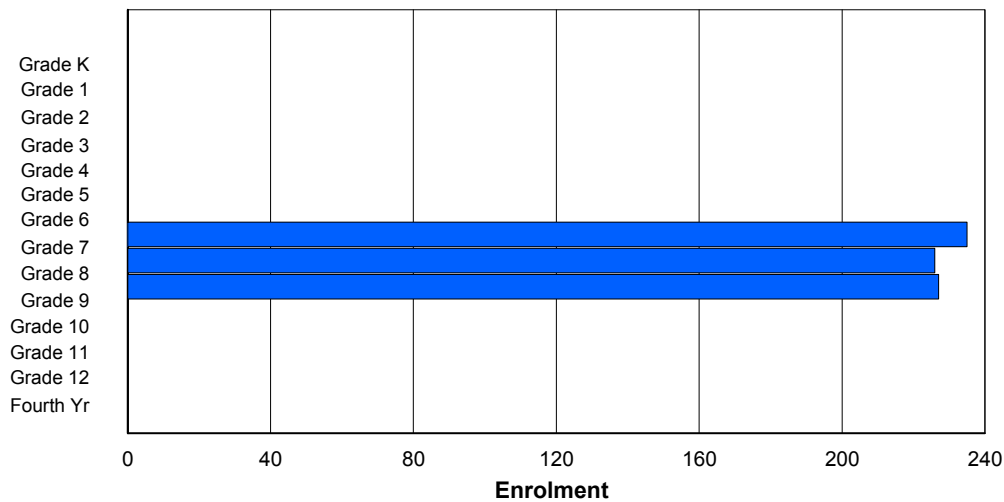
Enrolment By Age and Gender

Gender	Age																Total
	5	6	7	8	9	10	11	12	13	14	15	16	17	18	19	20>	
Male	0	0	0	0	0	0	3	105	130	114	14	0	0	0	0	0	366
Female	0	0	0	0	0	0	1	111	104	105	1	0	0	0	0	0	322
Total	0	0	0	0	0	0	4	216	234	219	15	0	0	0	0	0	688

Enrolment By Grade and Gender

Gender	Grade														Total
	K	1	2	3	4	5	6	7	8	9	10	11	12	4th	
Male	0	0	0	0	0	0	0	119	125	122	0	0	0	0	366
Female	0	0	0	0	0	0	0	116	101	105	0	0	0	0	322
Total	0	0	0	0	0	0	0	235	226	227	0	0	0	0	688

Enrolment By Grade
For 343 - MacDonald Drive Junior High, St. John's



* Data from the 2010-2011 AGR(Enrolment/Age as of the last day in Sept./Dec.)

** Newfoundland Statistics Classification System

*** May include itinerant teachers

District 4 - Eastern

#345 - Mary Queen of Peace Elementary, St. John's

Classification: Urban
Offers Distance Education: No

Grades: K-6 Number of Grades: 7

[School FTE PTR : 14.6](#)
[District FTE PTR : 12.7](#)
[Provincial FTE PTR : 12.0](#)

[FTE Teachers](#) *** : 47.5

Enrolment By Age and Gender

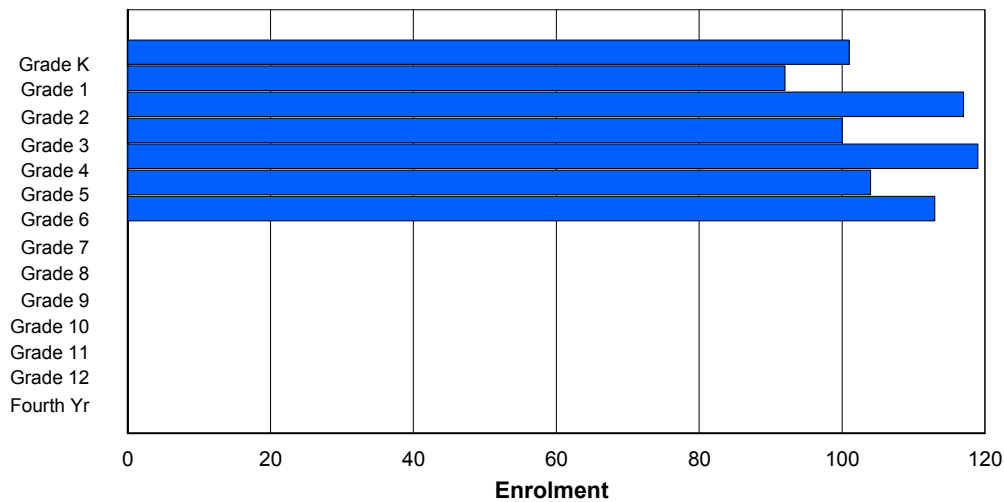
Gender	Age																Total
	5	6	7	8	9	10	11	12	13	14	15	16	17	18	19	20>	
Male	40	52	47	49	54	58	50	1	1	0	0	0	0	0	0	0	352
Female	60	40	67	52	66	44	65	0	0	0	0	0	0	0	0	0	394
Total	100	92	114	101	120	102	115	1	1	0	0	0	0	0	0	0	746

Enrolment By Grade and Gender

Gender	Grade														Total
	K	1	2	3	4	5	6	7	8	9	10	11	12	4th	
Male	41	52	49	48	52	60	50	0	0	0	0	0	0	0	352
Female	60	40	68	52	67	44	63	0	0	0	0	0	0	0	394
Total	101	92	117	100	119	104	113	0	0	0	0	0	0	0	746

Enrolment By Grade

For 345 - Mary Queen of Peace Elementary, St. John's



* Data from the 2010-2011 AGR(Enrolment/Age as of the last day in Sept./Dec.)

** Newfoundland Statistics Classification System

*** May include itinerant teachers

District 4 - Eastern

#347 - Prince of Wales Collegiate, St. John's

Classification: Urban
Offers Distance Education: Yes

Grades: 10-12 Number of Grades: 3

[School FTE PTR : 15.2](#)
[District FTE PTR : 12.7](#)
[Provincial FTE PTR : 12.0](#)

[FTE Teachers](#) *** : 46.0

Enrolment By Age and Gender

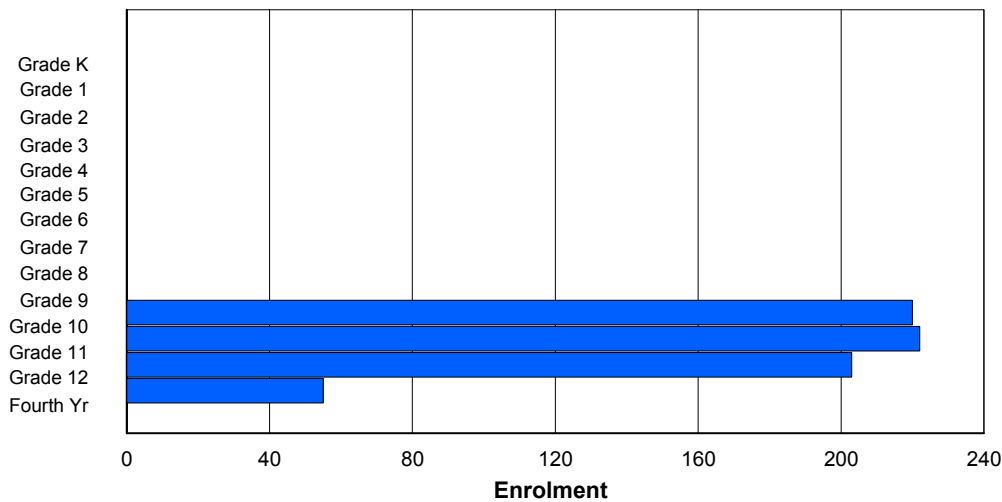
Gender	Age																	Total
	5	6	7	8	9	10	11	12	13	14	15	16	17	18	19	20>		
Male	0	0	0	0	0	0	0	0	0	0	93	103	105	49	8	1	359	
Female	0	0	0	0	0	0	0	0	0	0	94	122	90	30	2	3	341	
Total	0	0	0	0	0	0	0	0	0	0	187	225	195	79	10	4	700	

Enrolment By Grade and Gender

Gender	Grade														Total
	K	1	2	3	4	5	6	7	8	9	10	11	12	4th	
Male	0	0	0	0	0	0	0	0	0	0	112	104	111	32	359
Female	0	0	0	0	0	0	0	0	0	0	108	118	92	23	341
Total	0	0	0	0	0	0	0	0	0	0	220	222	203	55	700

Enrolment By Grade

For 347 - Prince of Wales Collegiate, St. John's



* Data from the 2010-2011 AGR(Enrolment/Age as of the last day in Sept./Dec.)

** Newfoundland Statistics Classification System

*** May include itinerant teachers

District 4 - Eastern

#348 - Roncalli Elementary, St. John's

Classification: Urban
Offers Distance Education: No

Grades: K-6 Number of Grades: 7

[School FTE PTR : 13.1](#)
[District FTE PTR : 12.7](#)
[Provincial FTE PTR : 12.0](#)

[FTE Teachers](#) *** : 23.0

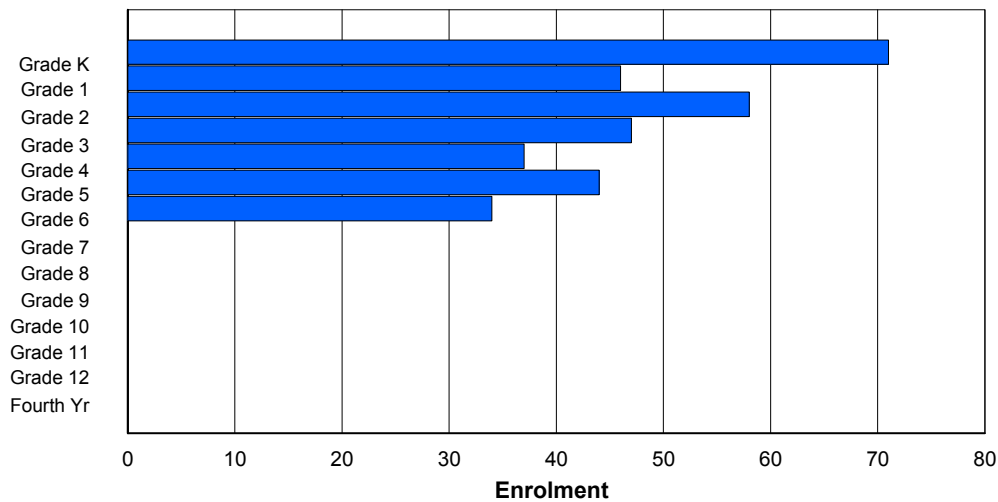
Enrolment By Age and Gender

Gender	Age																Total
	5	6	7	8	9	10	11	12	13	14	15	16	17	18	19	20>	
Male	40	25	30	22	25	27	18	2	0	0	0	0	0	0	0	0	189
Female	29	23	26	24	15	15	16	0	0	0	0	0	0	0	0	0	148
Total	69	48	56	46	40	42	34	2	0	0	0	0	0	0	0	0	337

Enrolment By Grade and Gender

Gender	Grade															Total
	K	1	2	3	4	5	6	7	8	9	10	11	12	4th		
Male	42	23	31	23	23	28	19	0	0	0	0	0	0	0	189	
Female	29	23	27	24	14	16	15	0	0	0	0	0	0	0	148	
Total	71	46	58	47	37	44	34	0	0	0	0	0	0	0	337	

Enrolment By Grade
For 348 - Roncalli Elementary, St. John's



* Data from the 2010-2011 AGR(Enrolment/Age as of the last day in Sept./Dec.)

** Newfoundland Statistics Classification System

*** May include itinerant teachers

District 4 - Eastern

#349 - St. Andrew's Elementary, St. John's

Classification: Urban
Offers Distance Education: No

Grades: K-6 Number of Grades: 7

[School FTE PTR : 9.4](#)
[District FTE PTR : 12.7](#)
[Provincial FTE PTR : 12.0](#)

[FTE Teachers](#) *** : 19.4

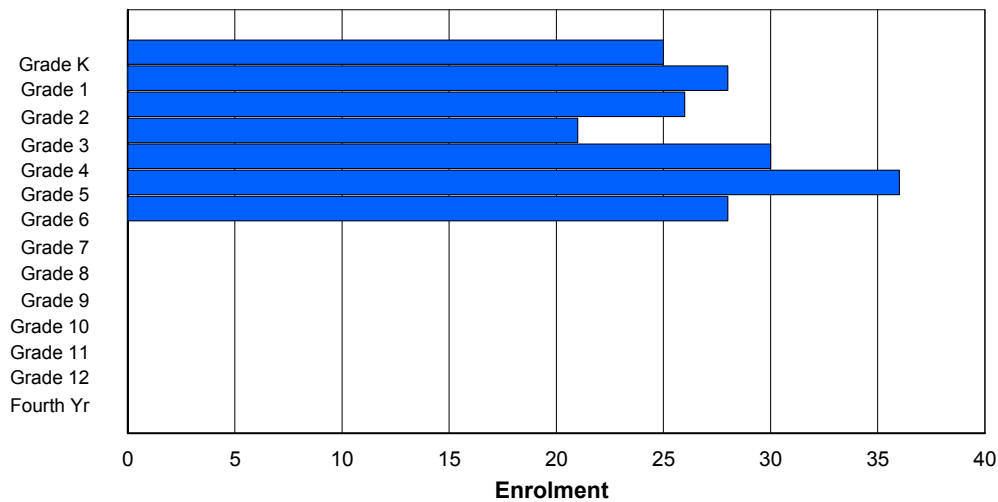
Enrolment By Age and Gender

Gender	Age																Total
	5	6	7	8	9	10	11	12	13	14	15	16	17	18	19	20>	
Male	9	18	17	12	18	17	22	3	0	0	0	0	0	0	0	0	116
Female	13	10	11	6	15	15	7	1	0	0	0	0	0	0	0	0	78
Total	22	28	28	18	33	32	29	4	0	0	0	0	0	0	0	0	194

Enrolment By Grade and Gender

Gender	Grade														Total
	K	1	2	3	4	5	6	7	8	9	10	11	12	4th	
Male	11	19	15	13	17	20	21	0	0	0	0	0	0	0	116
Female	14	9	11	8	13	16	7	0	0	0	0	0	0	0	78
Total	25	28	26	21	30	36	28	0	0	0	0	0	0	0	194

Enrolment By Grade
For 349 - St. Andrew's Elementary, St. John's



* Data from the 2010-2011 AGR(Enrolment/Age as of the last day in Sept./Dec.)

** Newfoundland Statistics Classification System

*** May include itinerant teachers

District 4 - Eastern

#350 - St. John Bosco School, St. John's

Classification: Urban
Offers Distance Education: No

Grades: K-9 Number of Grades: 10

[School FTE PTR : 10.4](#)
[District FTE PTR : 12.7](#)
[Provincial FTE PTR : 12.0](#)

[FTE Teachers](#) *** : 18.8

Enrolment By Age and Gender

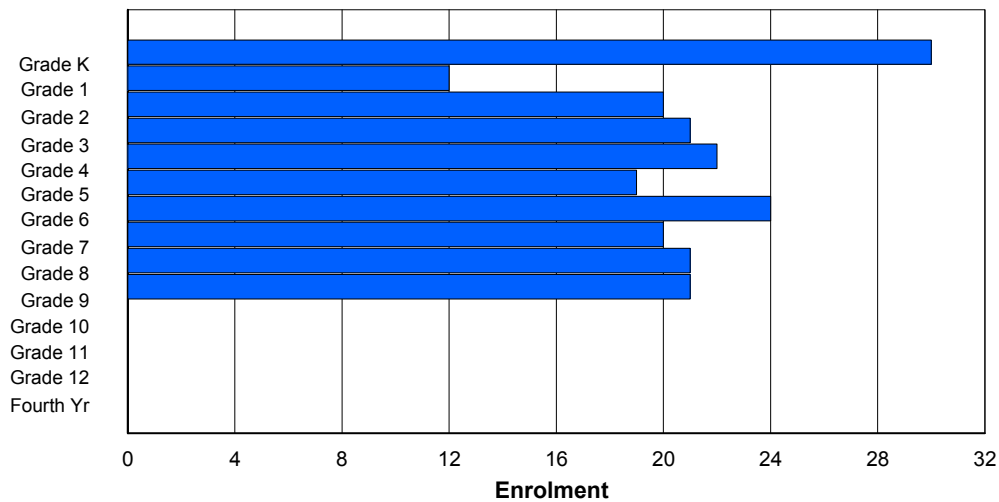
Gender	Age																Total
	5	6	7	8	9	10	11	12	13	14	15	16	17	18	19	20>	
Male	20	6	10	9	15	16	13	12	9	13	2	0	0	0	0	0	125
Female	10	6	9	13	6	4	10	8	10	9	0	0	0	0	0	0	85
Total	30	12	19	22	21	20	23	20	19	22	2	0	0	0	0	0	210

Enrolment By Grade and Gender

Gender	Grade														Total
	K	1	2	3	4	5	6	7	8	9	10	11	12	4th	
Male	20	6	11	8	16	15	14	12	10	13	0	0	0	0	125
Female	10	6	9	13	6	4	10	8	11	8	0	0	0	0	85
Total	30	12	20	21	22	19	24	20	21	21	0	0	0	0	210

Enrolment By Grade

For 350 - St. John Bosco School, St. John's



* Data from the 2010-2011 AGR(Enrolment/Age as of the last day in Sept./Dec.)

** Newfoundland Statistics Classification System

*** May include itinerant teachers

District 4 - Eastern

#353 - St. Kevin's Junior High, St. John's (Goulds)

Classification: Urban
Offers Distance Education: No

Grades: 7-9 Number of Grades: 3

[School FTE PTR : 13.2](#)
[District FTE PTR : 12.7](#)
[Provincial FTE PTR : 12.0](#)

[FTE Teachers](#) *** : 21.5

Enrolment By Age and Gender

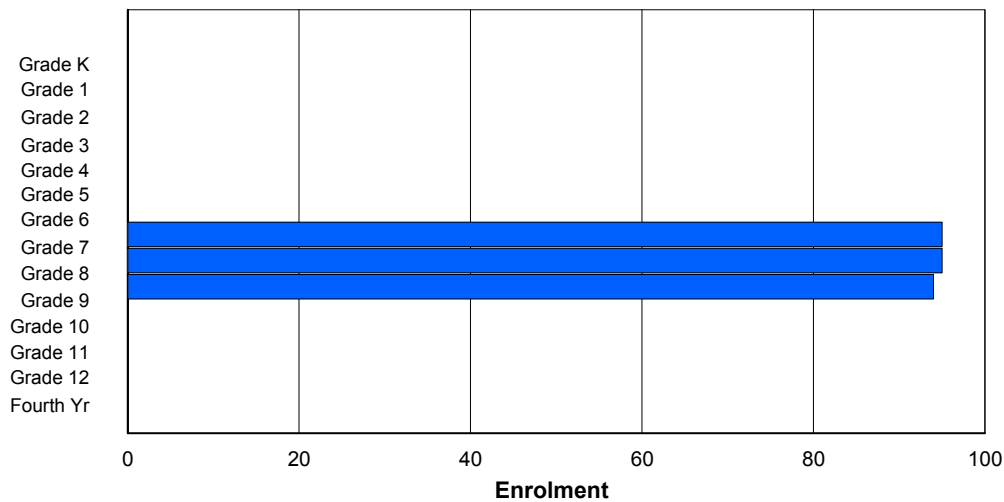
Gender	Age																Total
	5	6	7	8	9	10	11	12	13	14	15	16	17	18	19	20>	
Male	0	0	0	0	0	0	0	46	49	55	6	0	0	0	0	0	156
Female	0	0	0	0	0	0	0	43	47	38	0	0	0	0	0	0	128
Total	0	0	0	0	0	0	0	89	96	93	6	0	0	0	0	0	284

Enrolment By Grade and Gender

Gender	Grade														Total
	K	1	2	3	4	5	6	7	8	9	10	11	12	4th	
Male	0	0	0	0	0	0	0	51	48	57	0	0	0	0	156
Female	0	0	0	0	0	0	0	44	47	37	0	0	0	0	128
Total	0	0	0	0	0	0	0	95	95	94	0	0	0	0	284

Enrolment By Grade

For 353 - St. Kevin's Junior High, St. John's (Goulds)



* Data from the 2010-2011 AGR(Enrolment/Age as of the last day in Sept./Dec.)

** Newfoundland Statistics Classification System

*** May include itinerant teachers

District 4 - Eastern

#354 - St. Kevin's High, St. John's (Goulds)

Classification: Urban
Offers Distance Education: No

Grades: 10-12 Number of Grades: 3

[School FTE PTR : 15.3](#)
[District FTE PTR : 12.7](#)
[Provincial FTE PTR : 12.0](#)

[FTE Teachers](#) *** : 23.1

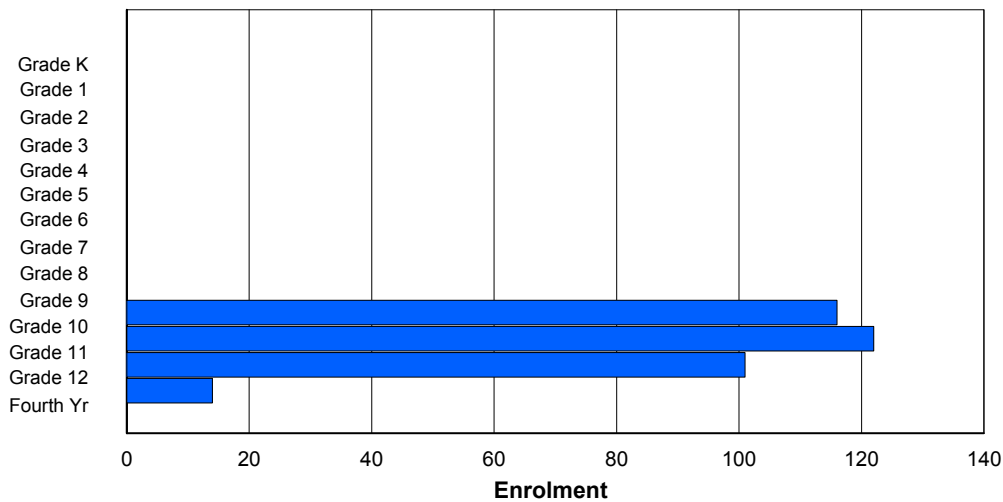
Enrolment By Age and Gender

Gender	Age																Total
	5	6	7	8	9	10	11	12	13	14	15	16	17	18	19	20>	
Male	0	0	0	0	0	0	0	0	0	0	45	55	55	16	6	1	178
Female	0	0	0	0	0	0	0	0	0	0	61	57	49	6	2	0	175
Total	0	0	0	0	0	0	0	0	0	0	106	112	104	22	8	1	353

Enrolment By Grade and Gender

Gender	Grade														Total
	K	1	2	3	4	5	6	7	8	9	10	11	12	4th	
Male	0	0	0	0	0	0	0	0	0	0	52	63	54	9	178
Female	0	0	0	0	0	0	0	0	0	0	64	59	47	5	175
Total	0	0	0	0	0	0	0	0	0	0	116	122	101	14	353

Enrolment By Grade
For 354 - St. Kevin's High, St. John's (Goulds)



* Data from the 2010-2011 AGR(Enrolment/Age as of the last day in Sept./Dec.)

** Newfoundland Statistics Classification System

*** May include itinerant teachers

District 4 - Eastern

#355 - St. Mary's Elementary, St. John's

Classification: Urban
Offers Distance Education: No

Grades: K-6 Number of Grades: 7

[School FTE PTR : 12.1](#)
[District FTE PTR : 12.7](#)
[Provincial FTE PTR : 12.0](#)

[FTE Teachers](#) *** : 12.4

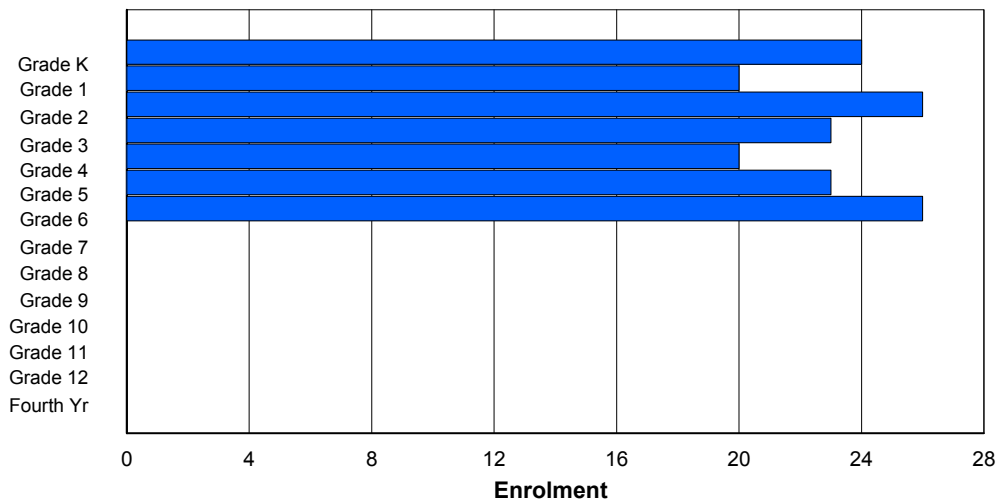
Enrolment By Age and Gender

Gender	Age																Total
	5	6	7	8	9	10	11	12	13	14	15	16	17	18	19	20>	
Male	14	12	15	15	13	10	14	0	2	0	0	0	0	0	0	0	95
Female	10	7	12	8	5	14	11	0	0	0	0	0	0	0	0	0	67
Total	24	19	27	23	18	24	25	0	2	0	0	0	0	0	0	0	162

Enrolment By Grade and Gender

Gender	Grade														Total
	K	1	2	3	4	5	6	7	8	9	10	11	12	4th	
Male	14	12	15	15	15	8	16	0	0	0	0	0	0	0	95
Female	10	8	11	8	5	15	10	0	0	0	0	0	0	0	67
Total	24	20	26	23	20	23	26	0	0	0	0	0	0	0	162

Enrolment By Grade
For 355 - St. Mary's Elementary, St. John's



* Data from the 2010-2011 AGR(Enrolment/Age as of the last day in Sept./Dec.)

** Newfoundland Statistics Classification System

*** May include itinerant teachers

District 4 - Eastern

#356 - St. Matthews Elementary, St. John's

Classification: Urban
Offers Distance Education: No

Grades: K-6 Number of Grades: 7

[School FTE PTR : 12.1](#)
[District FTE PTR : 12.7](#)
[Provincial FTE PTR : 12.0](#)

[FTE Teachers](#) *** : 33.6

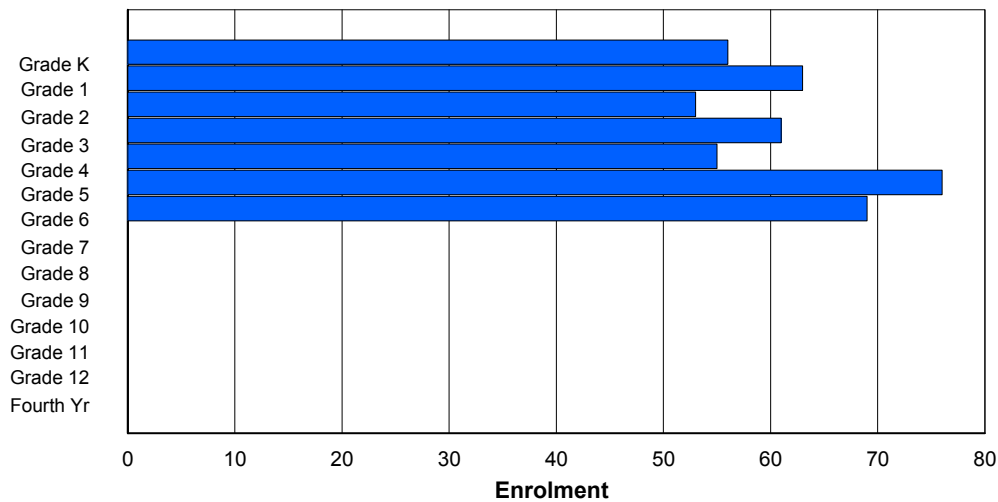
Enrolment By Age and Gender

Gender	Age																Total
	5	6	7	8	9	10	11	12	13	14	15	16	17	18	19	20>	
Male	23	34	27	25	21	42	31	2	0	0	0	1	0	0	0	0	206
Female	28	31	28	35	35	34	33	2	0	0	1	0	0	0	0	0	227
Total	51	65	55	60	56	76	64	4	0	0	1	1	0	0	0	0	433

Enrolment By Grade and Gender

Gender	Grade														Total
	K	1	2	3	4	5	6	7	8	9	10	11	12	4th	
Male	27	33	25	25	21	42	33	0	0	0	0	0	0	0	206
Female	29	30	28	36	34	34	36	0	0	0	0	0	0	0	227
Total	56	63	53	61	55	76	69	0	0	0	0	0	0	0	433

Enrolment By Grade
For 356 - St. Matthews Elementary, St. John's



* Data from the 2010-2011 AGR(Enrolment/Age as of the last day in Sept./Dec.)

** Newfoundland Statistics Classification System

*** May include itinerant teachers

District 4 - Eastern

#359 - St. Paul's Junior High, St. John's

Classification: Urban
Offers Distance Education: No

Grades: 7-9 Number of Grades: 3

[School FTE PTR : 12.4](#)
[District FTE PTR : 12.7](#)
[Provincial FTE PTR : 12.0](#)

[FTE Teachers](#) *** : 30.0

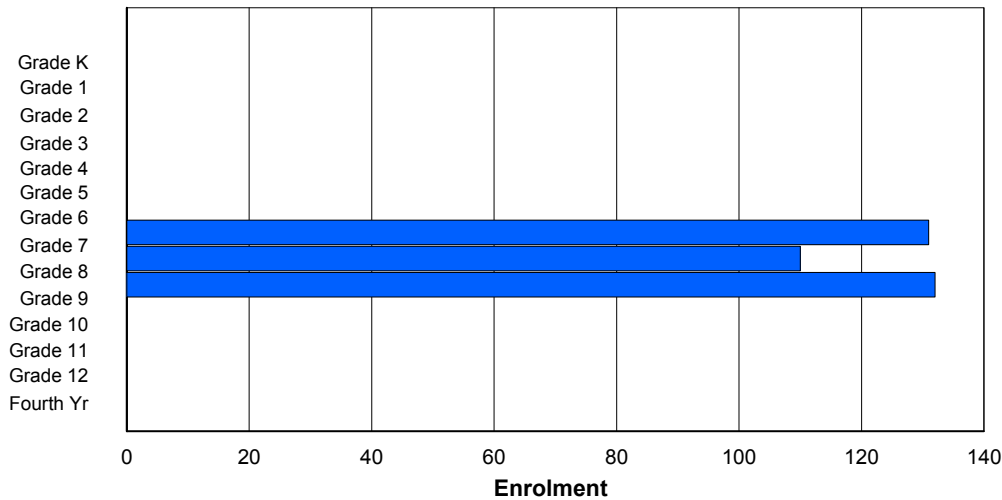
Enrolment By Age and Gender

Gender	Age																Total
	5	6	7	8	9	10	11	12	13	14	15	16	17	18	19	20>	
Male	0	0	0	0	0	0	0	60	54	59	3	1	0	0	0	0	177
Female	0	0	0	0	0	0	0	64	61	70	1	0	0	0	0	0	196
Total	0	0	0	0	0	0	0	124	115	129	4	1	0	0	0	0	373

Enrolment By Grade and Gender

Gender	Grade														Total
	K	1	2	3	4	5	6	7	8	9	10	11	12	4th	
Male	0	0	0	0	0	0	0	65	51	61	0	0	0	0	177
Female	0	0	0	0	0	0	0	66	59	71	0	0	0	0	196
Total	0	0	0	0	0	0	0	131	110	132	0	0	0	0	373

Enrolment By Grade
For 359 - St. Paul's Junior High, St. John's



* Data from the 2010-2011 AGR(Enrolment/Age as of the last day in Sept./Dec.)

** Newfoundland Statistics Classification System

*** May include itinerant teachers

District 4 - Eastern

#360 - Rennie's River Elementary School, St. John's

Classification: Urban
Offers Distance Education: No

Grades: K-6 Number of Grades: 7

[School FTE PTR : 12.4](#)
[District FTE PTR : 12.7](#)
[Provincial FTE PTR : 12.0](#)

[FTE Teachers](#) *** : 21.5

Enrolment By Age and Gender

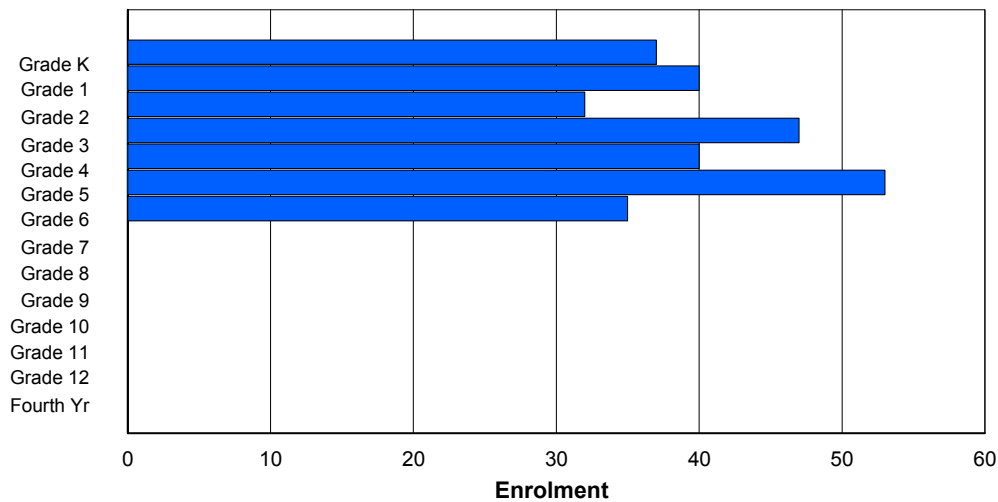
Gender	Age																Total
	5	6	7	8	9	10	11	12	13	14	15	16	17	18	19	20>	
Male	22	17	18	31	26	22	23	4	0	0	0	0	0	0	0	0	163
Female	14	23	14	15	18	22	13	2	0	0	0	0	0	0	0	0	121
Total	36	40	32	46	44	44	36	6	0	0	0	0	0	0	0	0	284

Enrolment By Grade and Gender

Gender	Grade															Total
	K	1	2	3	4	5	6	7	8	9	10	11	12	4th		
Male	23	16	18	32	24	30	20	0	0	0	0	0	0	0	163	
Female	14	24	14	15	16	23	15	0	0	0	0	0	0	0	121	
Total	37	40	32	47	40	53	35	0	0	0	0	0	0	0	284	

Enrolment By Grade

For 360 - Rennie's River Elementary School, St. John's



* Data from the 2010-2011 AGR(Enrolment/Age as of the last day in Sept./Dec.)

** Newfoundland Statistics Classification System

*** May include itinerant teachers

District 4 - Eastern

#362 - St. Teresa's School/Ecole Ste-Thérès, St. John's

Classification: Urban
Offers Distance Education: No

Grades: K-6 Number of Grades: 7

[School FTE PTR : 12.9](#)
[District FTE PTR : 12.7](#)
[Provincial FTE PTR : 12.0](#)

[FTE Teachers](#) *** : 30.9

Enrolment By Age and Gender

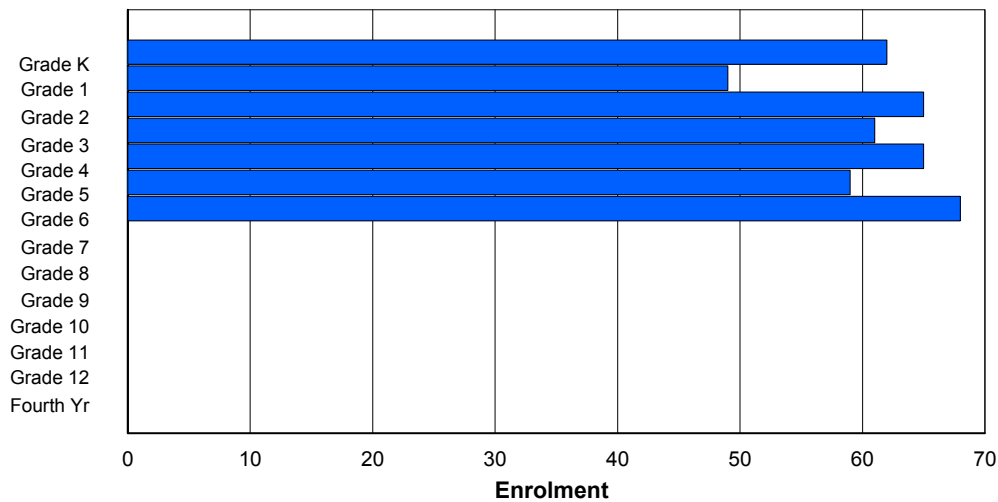
Gender	Age																Total
	5	6	7	8	9	10	11	12	13	14	15	16	17	18	19	20>	
Male	24	19	26	26	33	37	33	0	0	0	0	0	0	0	0	0	198
Female	37	29	39	37	30	21	38	0	0	0	0	0	0	0	0	0	231
Total	61	48	65	63	63	58	71	0	0	0	0	0	0	0	0	0	429

Enrolment By Grade and Gender

Gender	Grade														Total
	K	1	2	3	4	5	6	7	8	9	10	11	12	4th	
Male	25	20	25	26	34	37	31	0	0	0	0	0	0	0	198
Female	37	29	40	35	31	22	37	0	0	0	0	0	0	0	231
Total	62	49	65	61	65	59	68	0	0	0	0	0	0	0	429

Enrolment By Grade

For 362 - St. Teresa's School/Ecole Ste-Thérès, St. John's



* Data from the 2010-2011 AGR(Enrolment/Age as of the last day in Sept./Dec.)

** Newfoundland Statistics Classification System

*** May include itinerant teachers

District 4 - Eastern

#363 - Vanier Elementary, St. John's

Classification: Urban
Offers Distance Education: No

Grades: K-6 Number of Grades: 7

[School FTE PTR : 13.3](#)
[District FTE PTR : 12.7](#)
[Provincial FTE PTR : 12.0](#)

[FTE Teachers](#) *** : 23.2

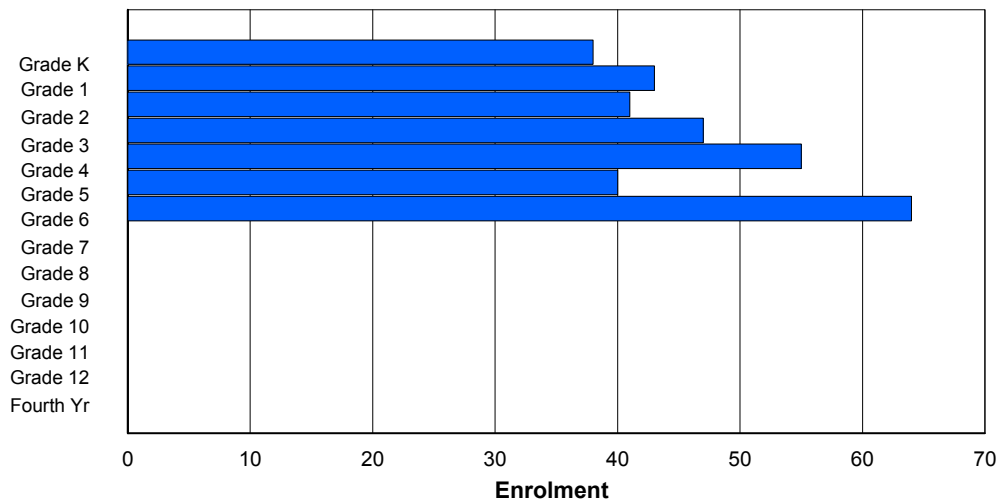
Enrolment By Age and Gender

Gender	Age																Total
	5	6	7	8	9	10	11	12	13	14	15	16	17	18	19	20>	
Male	14	26	19	22	33	18	27	2	0	0	0	0	0	0	0	0	161
Female	24	16	22	25	22	21	36	1	0	0	0	0	0	0	0	0	167
Total	38	42	41	47	55	39	63	3	0	0	0	0	0	0	0	0	328

Enrolment By Grade and Gender

Gender	Grade														Total
	K	1	2	3	4	5	6	7	8	9	10	11	12	4th	
Male	14	26	19	23	33	18	28	0	0	0	0	0	0	0	161
Female	24	17	22	24	22	22	36	0	0	0	0	0	0	0	167
Total	38	43	41	47	55	40	64	0	0	0	0	0	0	0	328

Enrolment By Grade
For 363 - Vanier Elementary, St. John's



* Data from the 2010-2011 AGR(Enrolment/Age as of the last day in Sept./Dec.)

** Newfoundland Statistics Classification System

*** May include itinerant teachers

District 4 - Eastern

#364 - Virginia Park Elementary, St. John's

Classification: Urban
Offers Distance Education: No

Grades: K-6 Number of Grades: 7

[School FTE PTR : 8.8](#)
[District FTE PTR : 12.7](#)
[Provincial FTE PTR : 12.0](#)

[FTE Teachers](#) *** : 20.0

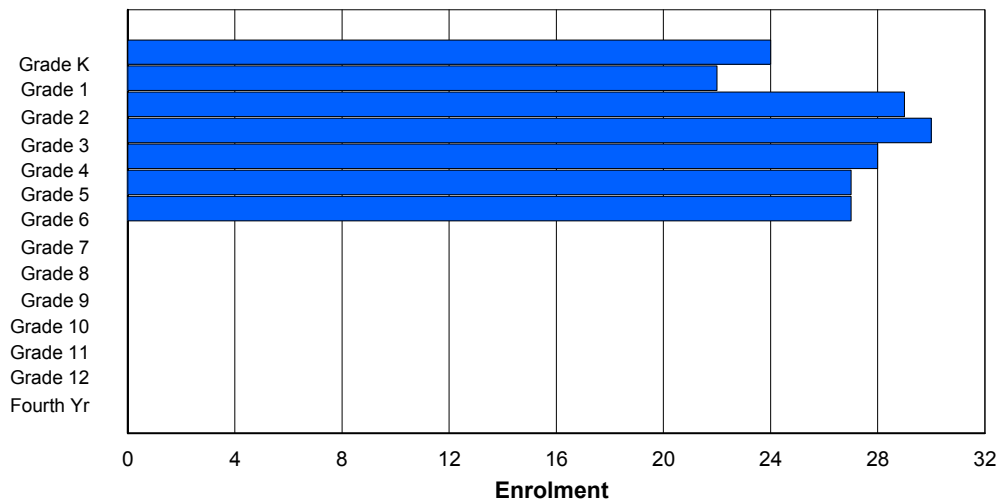
Enrolment By Age and Gender

Gender	Age																Total
	5	6	7	8	9	10	11	12	13	14	15	16	17	18	19	20>	
Male	13	12	21	15	15	13	10	2	0	0	0	0	0	0	0	0	101
Female	9	11	7	13	15	15	15	1	0	0	0	0	0	0	0	0	86
Total	22	23	28	28	30	28	25	3	0	0	0	0	0	0	0	0	187

Enrolment By Grade and Gender

Gender	Grade														Total
	K	1	2	3	4	5	6	7	8	9	10	11	12	4th	
Male	15	11	20	19	12	12	12	0	0	0	0	0	0	0	101
Female	9	11	9	11	16	15	15	0	0	0	0	0	0	0	86
Total	24	22	29	30	28	27	27	0	0	0	0	0	0	0	187

Enrolment By Grade
For 364 - Virginia Park Elementary, St. John's



* Data from the 2010-2011 AGR(Enrolment/Age as of the last day in Sept./Dec.)

** Newfoundland Statistics Classification System

*** May include itinerant teachers

District 4 - Eastern

#366 - Topsail Elementary, Conception Bay South (Topsail)

Classification: Urban
Offers Distance Education: No

Grades: K-4 Number of Grades: 5

[School FTE PTR : 13.9](#)
[District FTE PTR : 12.7](#)
[Provincial FTE PTR : 12.0](#)

[FTE Teachers](#) *** : 30.4

Enrolment By Age and Gender

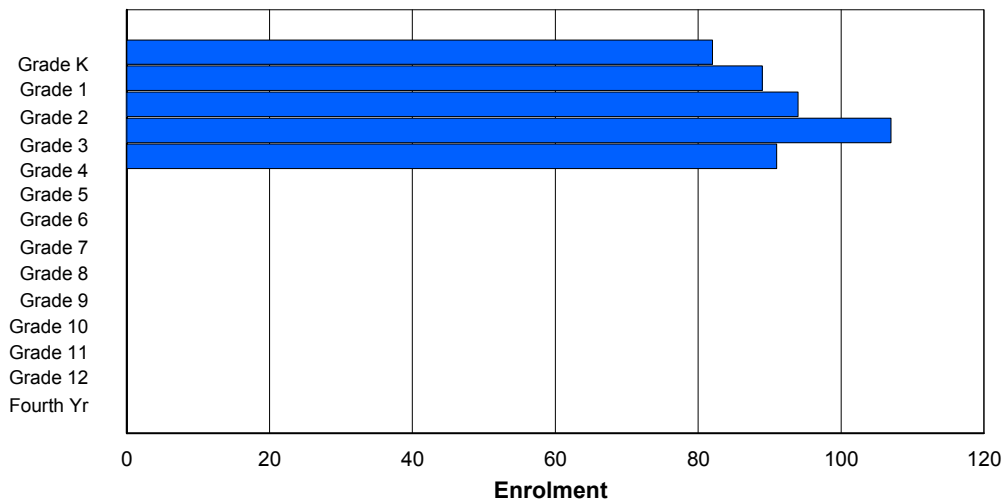
Gender	Age																Total
	5	6	7	8	9	10	11	12	13	14	15	16	17	18	19	20>	
Male	45	53	50	47	41	1	0	0	0	0	0	0	0	0	0	0	237
Female	37	36	41	61	51	0	0	0	0	0	0	0	0	0	0	0	226
Total	82	89	91	108	92	1	0	0	0	0	0	0	0	0	0	0	463

Enrolment By Grade and Gender

Gender	Grade															Total
	K	1	2	3	4	5	6	7	8	9	10	11	12	4th		
Male	45	53	52	46	41	0	0	0	0	0	0	0	0	0	237	
Female	37	36	42	61	50	0	0	0	0	0	0	0	0	0	226	
Total	82	89	94	107	91	0	0	0	0	0	0	0	0	0	463	

Enrolment By Grade

For 366 - Topsail Elementary, Conception Bay South (Topsail)



* Data from the 2010-2011 AGR(Enrolment/Age as of the last day in Sept./Dec.)

** Newfoundland Statistics Classification System

*** May include itinerant teachers

District 4 - Eastern

#367 - Holy Trinity Elementary, Torbay

Classification: Urban
Offers Distance Education: No

Grades: K-6 Number of Grades: 7

[School FTE PTR : 13.4](#)
[District FTE PTR : 12.7](#)
[Provincial FTE PTR : 12.0](#)

[FTE Teachers](#) *** : 43.1

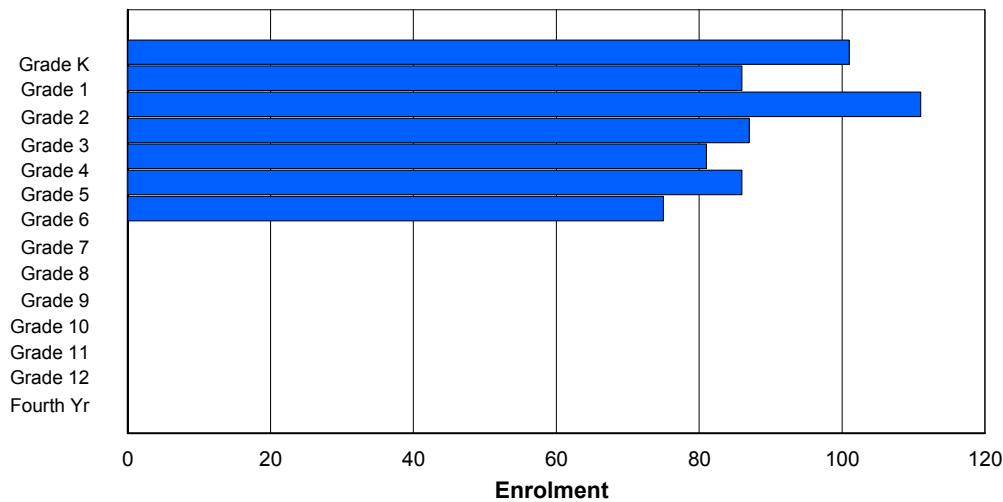
Enrolment By Age and Gender

Gender	Age																Total
	5	6	7	8	9	10	11	12	13	14	15	16	17	18	19	20>	
Male	51	37	47	38	36	45	40	1	0	0	0	0	0	0	0	0	295
Female	50	46	66	48	45	40	37	0	0	0	0	0	0	0	0	0	332
Total	101	83	113	86	81	85	77	1	0	0	0	0	0	0	0	0	627

Enrolment By Grade and Gender

Gender	Grade															Total
	K	1	2	3	4	5	6	7	8	9	10	11	12	4th		
Male	51	39	45	38	37	47	38	0	0	0	0	0	0	0	295	
Female	50	47	66	49	44	39	37	0	0	0	0	0	0	0	332	
Total	101	86	111	87	81	86	75	0	0	0	0	0	0	0	627	

Enrolment By Grade
For 367 - Holy Trinity Elementary, Torbay



* Data from the 2010-2011 AGR(Enrolment/Age as of the last day in Sept./Dec.)

** Newfoundland Statistics Classification System

*** May include itinerant teachers

District 4 - Eastern

#368 - Holy Trinity High, Torbay

Classification: Urban
Offers Distance Education: No

Grades: 7-12 Number of Grades: 6

[School FTE PTR : 16.0](#)
[District FTE PTR : 12.7](#)
[Provincial FTE PTR : 12.0](#)

[FTE Teachers](#) *** : 44.8

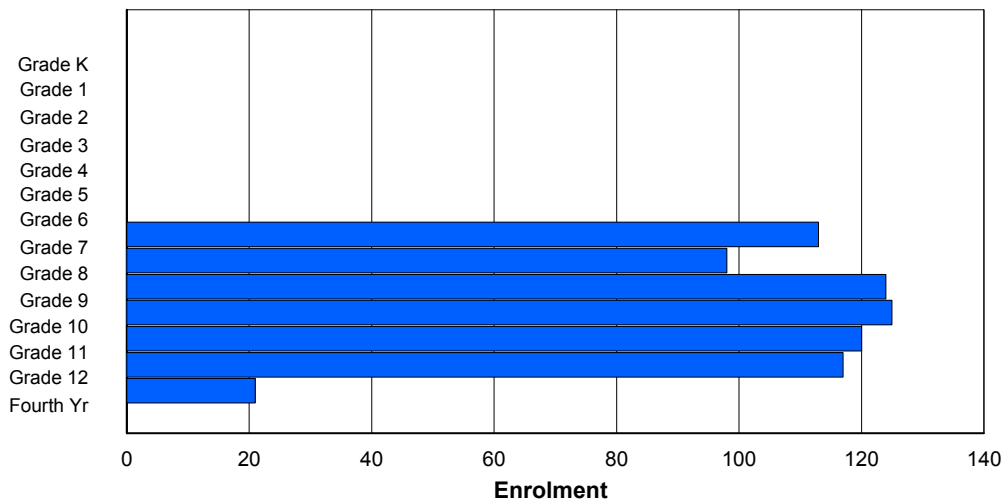
Enrolment By Age and Gender

Gender	Age																Total
	5	6	7	8	9	10	11	12	13	14	15	16	17	18	19	20>	
Male	0	0	0	0	0	0	0	64	53	61	54	63	55	17	2	1	370
Female	0	0	0	0	0	0	0	44	45	61	66	60	58	12	2	0	348
Total	0	0	0	0	0	0	0	108	98	122	120	123	113	29	4	1	718

Enrolment By Grade and Gender

Gender	Grade														Total
	K	1	2	3	4	5	6	7	8	9	10	11	12	4th	
Male	0	0	0	0	0	0	0	67	54	60	61	59	58	11	370
Female	0	0	0	0	0	0	0	46	44	64	64	61	59	10	348
Total	0	0	0	0	0	0	0	113	98	124	125	120	117	21	718

Enrolment By Grade
For 368 - Holy Trinity High, Torbay



* Data from the 2010-2011 AGR(Enrolment/Age as of the last day in Sept./Dec.)

** Newfoundland Statistics Classification System

*** May include itinerant teachers

District 4 - Eastern

#370 - Stella Maris Academy, Trepassey

Classification: Rural
Offers Distance Education: Yes

Grades: K-12 Number of Grades: 13

[School FTE PTR : 7.1](#)
[District FTE PTR : 12.7](#)
[Provincial FTE PTR : 12.0](#)

[FTE Teachers](#) *** : 12.0

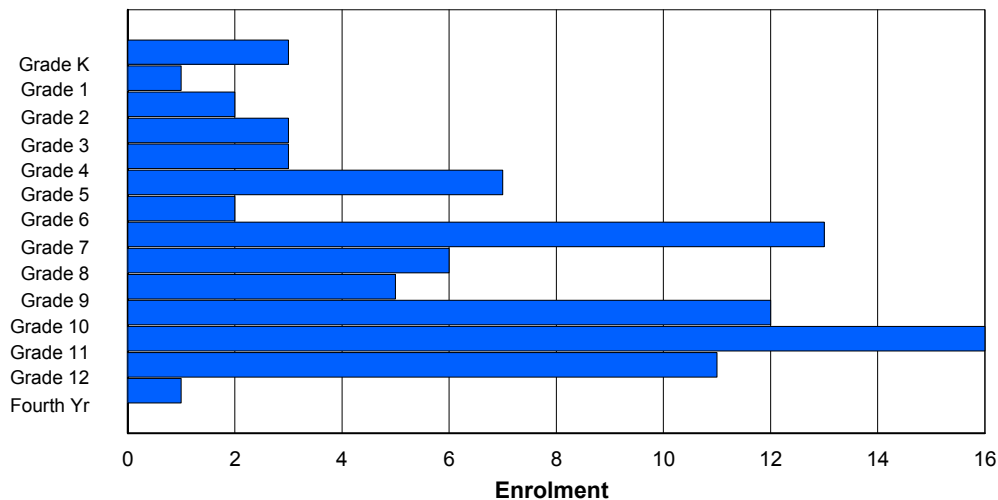
Enrolment By Age and Gender

Gender	Age																	Total
	5	6	7	8	9	10	11	12	13	14	15	16	17	18	19	20>		
Male	3	0	1	1	1	6	1	4	2	2	8	8	4	0	0	1	42	
Female	0	1	1	3	1	2	1	8	4	2	4	9	6	0	1	0	43	
Total	3	1	2	4	2	8	2	12	6	4	12	17	10	0	1	1	85	

Enrolment By Grade and Gender

Gender	Grade															Total
	K	1	2	3	4	5	6	7	8	9	10	11	12	4th		
Male	3	0	1	1	1	5	1	5	2	3	8	7	5	0	42	
Female	0	1	1	2	2	2	1	8	4	2	4	9	6	1	43	
Total	3	1	2	3	3	7	2	13	6	5	12	16	11	1	85	

Enrolment By Grade
For 370 - Stella Maris Academy, Trepassey



* Data from the 2010-2011 AGR(Enrolment/Age as of the last day in Sept./Dec.)

** Newfoundland Statistics Classification System

*** May include itinerant teachers

District 4 - Eastern

#371 - Upper Gullies Elementary, Conception Bay South (Upper Gulli

Classification: Urban
Offers Distance Education: No

Grades: K-6 Number of Grades: 7

[School FTE PTR : 13.6](#)
[District FTE PTR : 12.7](#)
[Provincial FTE PTR : 12.0](#)

[FTE Teachers](#) *** : 28.0

Enrolment By Age and Gender

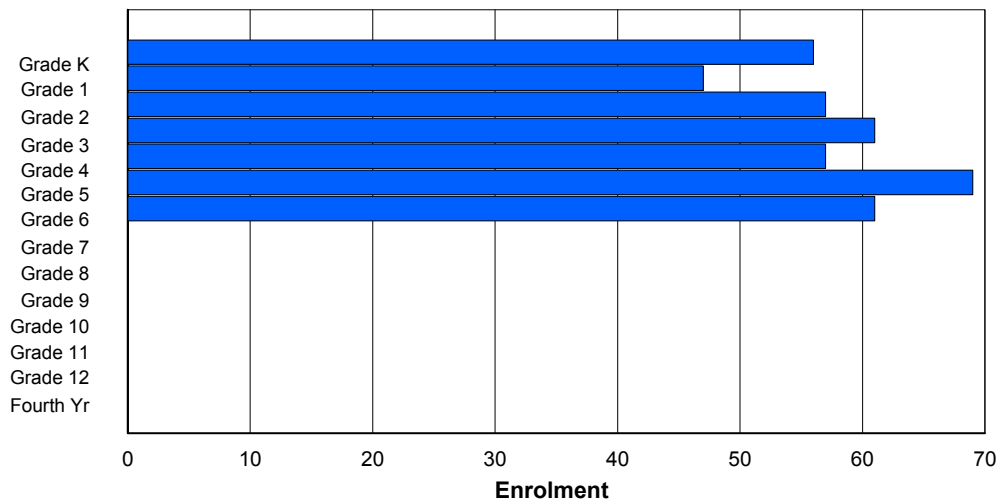
Gender	Age																Total
	5	6	7	8	9	10	11	12	13	14	15	16	17	18	19	20>	
Male	35	19	35	32	31	35	35	1	0	0	0	0	0	0	0	0	223
Female	21	28	19	29	29	33	26	0	0	0	0	0	0	0	0	0	185
Total	56	47	54	61	60	68	61	1	0	0	0	0	0	0	0	0	408

Enrolment By Grade and Gender

Gender	Grade														Total
	K	1	2	3	4	5	6	7	8	9	10	11	12	4th	
Male	35	19	36	32	30	36	35	0	0	0	0	0	0	0	223
Female	21	28	21	29	27	33	26	0	0	0	0	0	0	0	185
Total	56	47	57	61	57	69	61	0	0	0	0	0	0	0	408

Enrolment By Grade

For 371 - Upper Gullies Elementary, Conception Bay South (Upper Gulli



* Data from the 2010-2011 AGR(Enrolment/Age as of the last day in Sept./Dec.)

** Newfoundland Statistics Classification System

*** May include itinerant teachers

District 4 - Eastern

#372 - St. Bernard's Elementary, Witless Bay

Classification: Urban
Offers Distance Education: No

Grades: K-6 Number of Grades: 7

[School FTE PTR : 11.2](#)
[District FTE PTR : 12.7](#)
[Provincial FTE PTR : 12.0](#)

[FTE Teachers](#) *** : 21.1

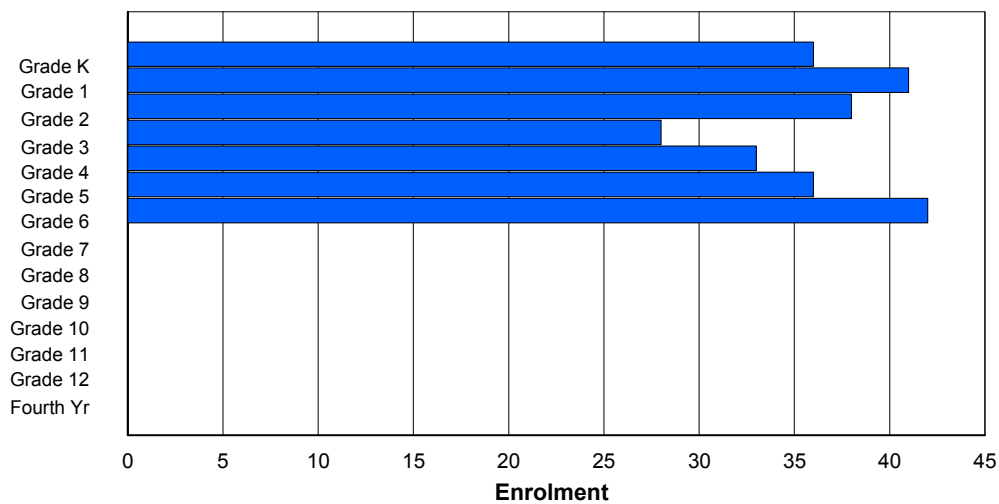
Enrolment By Age and Gender

Gender	Age																Total
	5	6	7	8	9	10	11	12	13	14	15	16	17	18	19	20>	
Male	22	26	27	12	16	16	26	2	0	0	0	0	0	0	0	0	147
Female	14	13	13	16	17	19	15	0	0	0	0	0	0	0	0	0	107
Total	36	39	40	28	33	35	41	2	0	0	0	0	0	0	0	0	254

Enrolment By Grade and Gender

Gender	Grade														Total
	K	1	2	3	4	5	6	7	8	9	10	11	12	4th	
Male	22	28	25	12	16	17	27	0	0	0	0	0	0	0	147
Female	14	13	13	16	17	19	15	0	0	0	0	0	0	0	107
Total	36	41	38	28	33	36	42	0	0	0	0	0	0	0	254

Enrolment By Grade
For 372 - St. Bernard's Elementary, Witless Bay



* Data from the 2010-2011 AGR(Enrolment/Age as of the last day in Sept./Dec.)

** Newfoundland Statistics Classification System

*** May include itinerant teachers

District 4 - Eastern

#427 - Holy Name of Mary Academy, Lawn

Classification: Rural
Offers Distance Education: Yes

Grades: K-12 Number of Grades: 13

[School FTE PTR : 7.8](#)
[District FTE PTR : 12.7](#)
[Provincial FTE PTR : 12.0](#)

[FTE Teachers](#) *** : 15.0

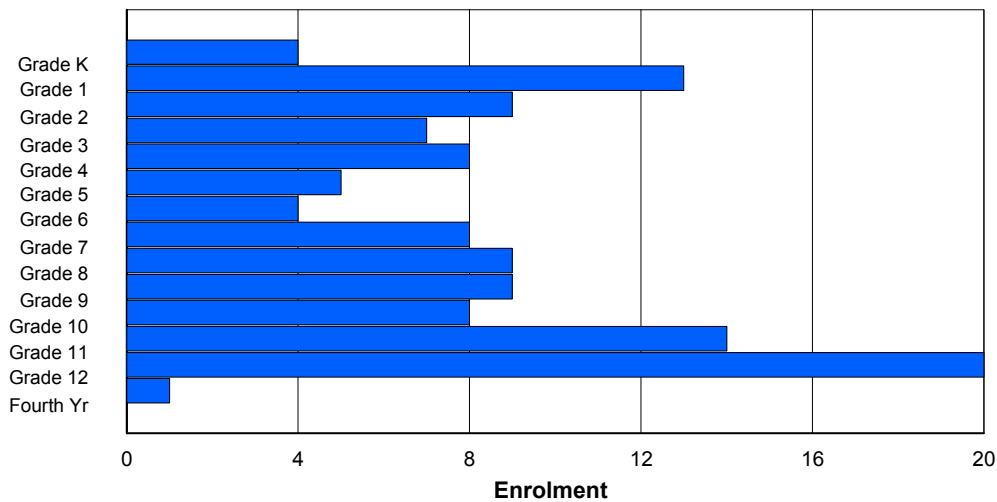
Enrolment By Age and Gender

Gender	Age																	Total
	5	6	7	8	9	10	11	12	13	14	15	16	17	18	19	20>		
Male	2	7	5	3	7	4	2	7	6	5	5	6	12	0	0	0	71	
Female	2	6	4	4	1	1	2	1	3	3	3	7	10	1	0	0	48	
Total	4	13	9	7	8	5	4	8	9	8	8	13	22	1	0	0	119	

Enrolment By Grade and Gender

Gender	Grade															Total
	K	1	2	3	4	5	6	7	8	9	10	11	12	4th		
Male	2	7	5	3	7	4	2	7	6	6	5	6	11	0	71	
Female	2	6	4	4	1	1	2	1	3	3	3	8	9	1	48	
Total	4	13	9	7	8	5	4	8	9	9	8	14	20	1	119	

Enrolment By Grade
For 427 - Holy Name of Mary Academy, Lawn



* Data from the 2010-2011 AGR(Enrolment/Age as of the last day in Sept./Dec.)

** Newfoundland Statistics Classification System

*** May include itinerant teachers

District 4 - Eastern

#428 - Clarenville Middle School, Clarenville

Classification: Urban
Offers Distance Education: No

Grades: 4-8 Number of Grades: 5

[School FTE PTR : 13.5](#)
[District FTE PTR : 12.7](#)
[Provincial FTE PTR : 12.0](#)

[FTE Teachers](#) *** : 23.0

Enrolment By Age and Gender

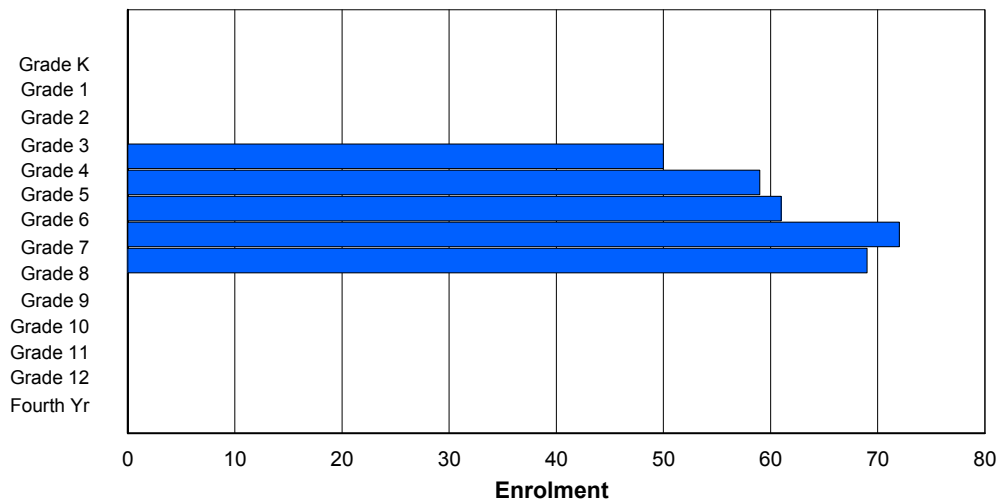
Gender	Age																Total
	5	6	7	8	9	10	11	12	13	14	15	16	17	18	19	20>	
Male	0	0	0	0	23	26	30	44	35	0	1	0	0	0	0	0	159
Female	0	0	0	0	27	33	29	31	30	2	0	0	0	0	0	0	152
Total	0	0	0	0	50	59	59	75	65	2	1	0	0	0	0	0	311

Enrolment By Grade and Gender

Gender	Grade														Total
	K	1	2	3	4	5	6	7	8	9	10	11	12	4th	
Male	0	0	0	0	24	25	31	43	36	0	0	0	0	0	159
Female	0	0	0	0	26	34	30	29	33	0	0	0	0	0	152
Total	0	0	0	0	50	59	61	72	69	0	0	0	0	0	311

Enrolment By Grade

For 428 - Clarenville Middle School, Clarenville



* Data from the 2010-2011 AGR(Enrolment/Age as of the last day in Sept./Dec.)

** Newfoundland Statistics Classification System

*** May include itinerant teachers

District 4 - Eastern

#429 - Clarenville Primary School, Clarenville

Classification: Urban
Offers Distance Education: No

Grades: K-3 Number of Grades: 4

[School FTE PTR : 12.6](#)
[District FTE PTR : 12.7](#)
[Provincial FTE PTR : 12.0](#)

[FTE Teachers](#) *** : 14.8

Enrolment By Age and Gender

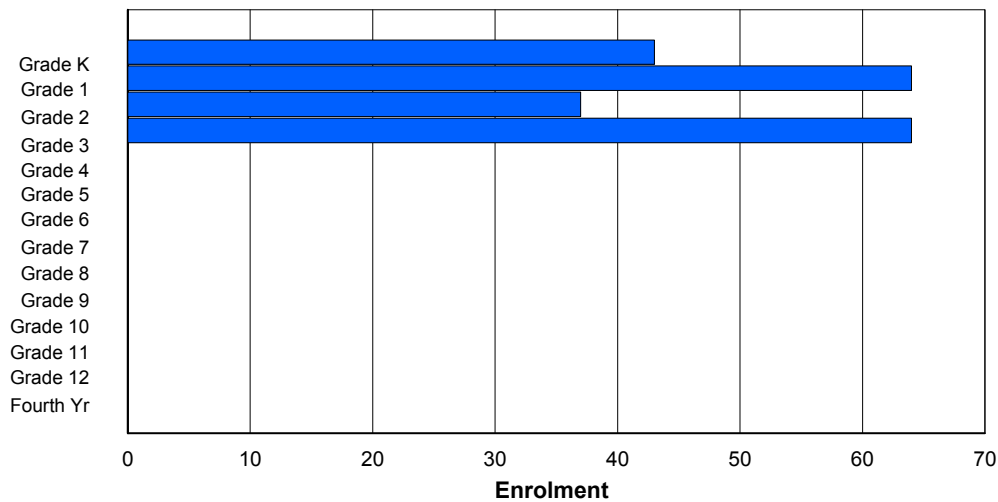
Gender	Age																Total
	5	6	7	8	9	10	11	12	13	14	15	16	17	18	19	20>	
Male	21	32	22	36	1	0	0	0	0	0	0	0	0	0	0	0	112
Female	22	32	14	28	0	0	0	0	0	0	0	0	0	0	0	0	96
Total	43	64	36	64	1	0	0	0	0	0	0	0	0	0	0	0	208

Enrolment By Grade and Gender

Gender	Grade															Total
	K	1	2	3	4	5	6	7	8	9	10	11	12	4th		
Male	21	32	23	36	0	0	0	0	0	0	0	0	0	0	112	
Female	22	32	14	28	0	0	0	0	0	0	0	0	0	0	96	
Total	43	64	37	64	0	0	0	0	0	0	0	0	0	0	208	

Enrolment By Grade

For 429 - Clarenville Primary School, Clarenville



* Data from the 2010-2011 AGR(Enrolment/Age as of the last day in Sept./Dec.)

** Newfoundland Statistics Classification System

*** May include itinerant teachers

District 4 - Eastern

#430 - St. Mark's School, King's Cove

Classification: Rural
Offers Distance Education: Yes

Grades: K-12 Number of Grades: 13

[School FTE PTR : 9.0](#)
[District FTE PTR : 12.7](#)
[Provincial FTE PTR : 12.0](#)

[FTE Teachers](#) *** : 13.0

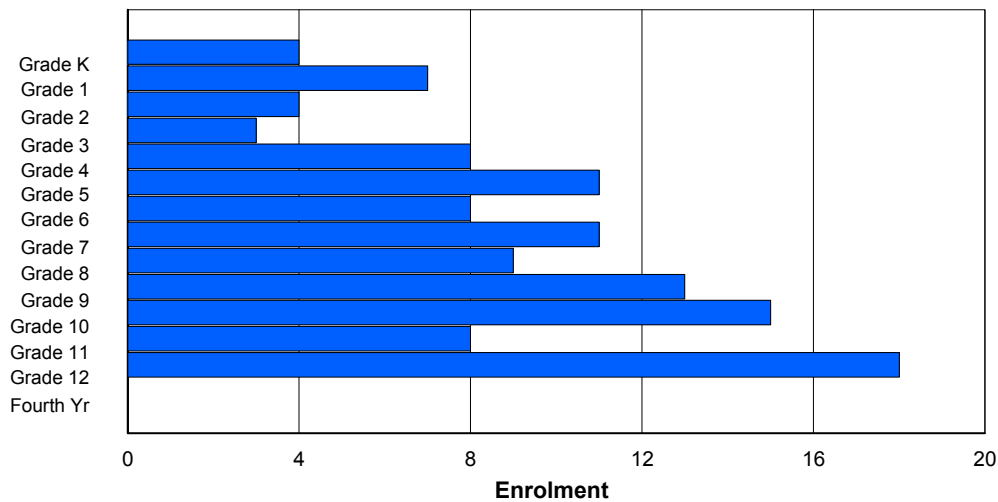
Enrolment By Age and Gender

Gender	Age																	Total
	5	6	7	8	9	10	11	12	13	14	15	16	17	18	19	20>		
Male	2	4	2	1	3	6	3	5	7	8	10	3	9	0	0	0	63	
Female	2	3	2	2	5	5	5	6	2	4	6	3	11	0	0	0	56	
Total	4	7	4	3	8	11	8	11	9	12	16	6	20	0	0	0	119	

Enrolment By Grade and Gender

Gender	Grade														Total
	K	1	2	3	4	5	6	7	8	9	10	11	12	4th	
Male	2	4	2	1	3	6	3	5	7	9	9	5	7	0	63
Female	2	3	2	2	5	5	5	6	2	4	6	3	11	0	56
Total	4	7	4	3	8	11	8	11	9	13	15	8	18	0	119

Enrolment By Grade
For 430 - St. Mark's School, King's Cove



* Data from the 2010-2011 AGR(Enrolment/Age as of the last day in Sept./Dec.)

** Newfoundland Statistics Classification System

*** May include itinerant teachers

District 4 - Eastern

#431 - Southwest Arm Academy, Little Heart's Ease

Grades: K-12 Number of Grades: 13

[FTE Teachers](#) *** : 11.4

Classification: Rural
Offers Distance Education: Yes

[School FTE PTR : 8.0](#)
[District FTE PTR : 12.7](#)
[Provincial FTE PTR : 12.0](#)

Enrolment By Age and Gender

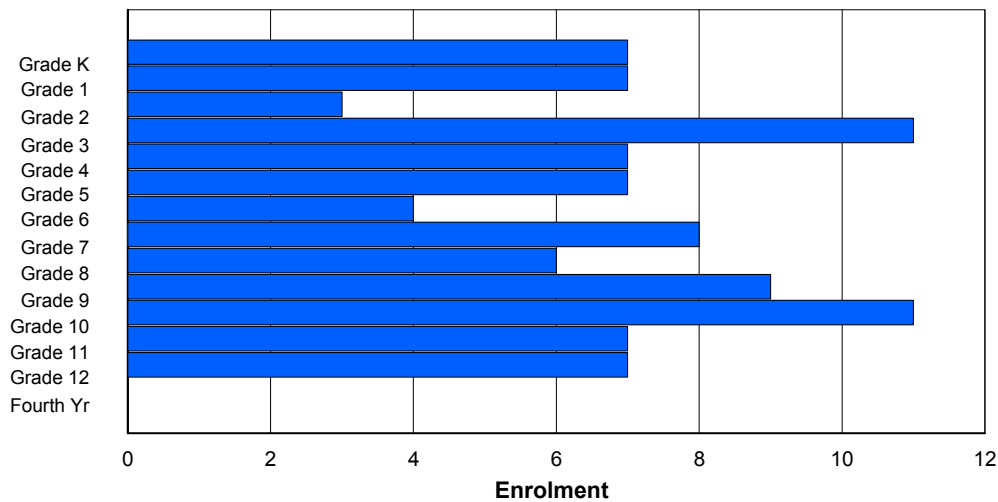
Gender	Age																	Total
	5	6	7	8	9	10	11	12	13	14	15	16	17	18	19	20>		
Male	2	3	1	6	5	4	1	6	3	5	5	5	3	0	0	0	49	
Female	5	4	2	5	2	3	3	2	3	1	8	3	4	0	0	0	45	
Total	7	7	3	11	7	7	4	8	6	6	13	8	7	0	0	0	94	

Enrolment By Grade and Gender

Gender	Grade															Total
	K	1	2	3	4	5	6	7	8	9	10	11	12	4th		
Male	2	3	1	6	5	4	1	6	3	7	4	4	3	0	49	
Female	5	4	2	5	2	3	3	2	3	2	7	3	4	0	45	
Total	7	7	3	11	7	7	4	8	6	9	11	7	7	0	94	

Enrolment By Grade

For 431 - Southwest Arm Academy, Little Heart's Ease



* Data from the 2010-2011 AGR(Enrolment/Age as of the last day in Sept./Dec.)

** Newfoundland Statistics Classification System

*** May include itinerant teachers

District 4 - Eastern

#433 - Tricon Elementary, Bay de Verde

Classification: Rural
Offers Distance Education: No

Grades: K-6 Number of Grades: 7

[School FTE PTR : 9.7](#)
[District FTE PTR : 12.7](#)
[Provincial FTE PTR : 12.0](#)

[FTE Teachers](#) *** : 10.0

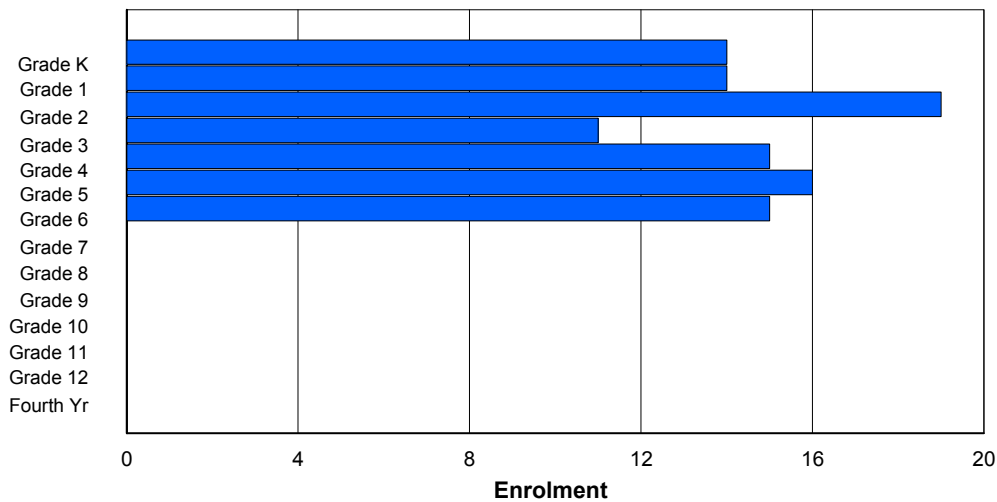
Enrolment By Age and Gender

Gender	Age																Total
	5	6	7	8	9	10	11	12	13	14	15	16	17	18	19	20>	
Male	8	7	12	7	11	8	10	0	0	0	0	0	0	0	0	0	63
Female	6	6	8	4	5	7	5	0	0	0	0	0	0	0	0	0	41
Total	14	13	20	11	16	15	15	0	0	0	0	0	0	0	0	0	104

Enrolment By Grade and Gender

Gender	Grade														Total
	K	1	2	3	4	5	6	7	8	9	10	11	12	4th	
Male	8	8	11	7	11	8	10	0	0	0	0	0	0	0	63
Female	6	6	8	4	4	8	5	0	0	0	0	0	0	0	41
Total	14	14	19	11	15	16	15	0	0	0	0	0	0	0	104

Enrolment By Grade
For 433 - Tricon Elementary, Bay de Verde



* Data from the 2010-2011 AGR(Enrolment/Age as of the last day in Sept./Dec.)

** Newfoundland Statistics Classification System

*** May include itinerant teachers

District 4 - Eastern

#435 - St. Anne's Academy, Dunville

Classification: Rural
Offers Distance Education: No

Grades: K-6 Number of Grades: 7

[School FTE PTR : 11.1](#)
[District FTE PTR : 12.7](#)
[Provincial FTE PTR : 12.0](#)

[FTE Teachers](#) *** : 20.0

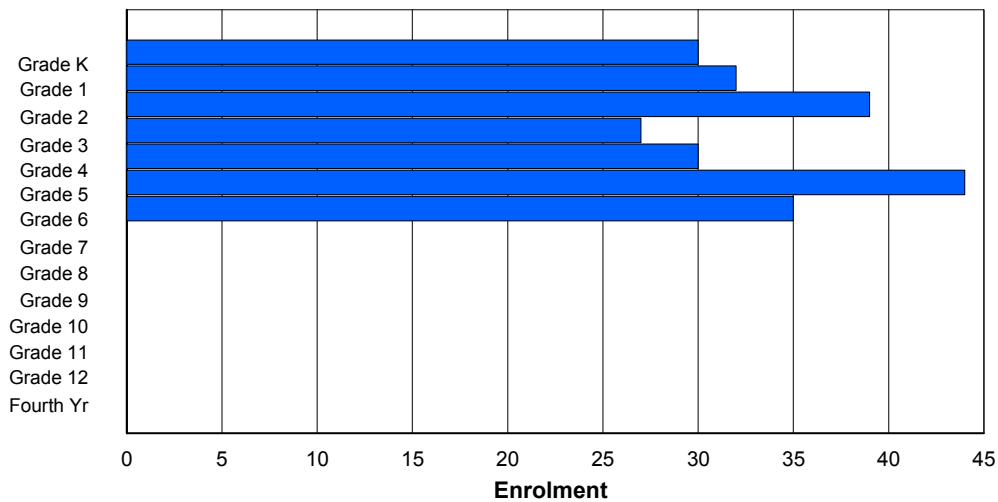
Enrolment By Age and Gender

Gender	Age																Total
	5	6	7	8	9	10	11	12	13	14	15	16	17	18	19	20>	
Male	15	16	17	16	13	24	16	3	0	0	0	0	0	0	0	0	120
Female	15	16	19	12	19	20	16	0	0	0	0	0	0	0	0	0	117
Total	30	32	36	28	32	44	32	3	0	0	0	0	0	0	0	0	237

Enrolment By Grade and Gender

Gender	Grade														Total
	K	1	2	3	4	5	6	7	8	9	10	11	12	4th	
Male	15	16	18	16	12	24	19	0	0	0	0	0	0	0	120
Female	15	16	21	11	18	20	16	0	0	0	0	0	0	0	117
Total	30	32	39	27	30	44	35	0	0	0	0	0	0	0	237

Enrolment By Grade
For 435 - St. Anne's Academy, Dunville



* Data from the 2010-2011 AGR(Enrolment/Age as of the last day in Sept./Dec.)

** Newfoundland Statistics Classification System

*** May include itinerant teachers

District 4 - Eastern

#438 - Epiphany Elementary, Heart's Delight

Classification: Rural
Offers Distance Education: No

Grades: K-6 Number of Grades: 7

[School FTE PTR : 7.3](#)
[District FTE PTR : 12.7](#)
[Provincial FTE PTR : 12.0](#)

[FTE Teachers](#) *** : 6.4

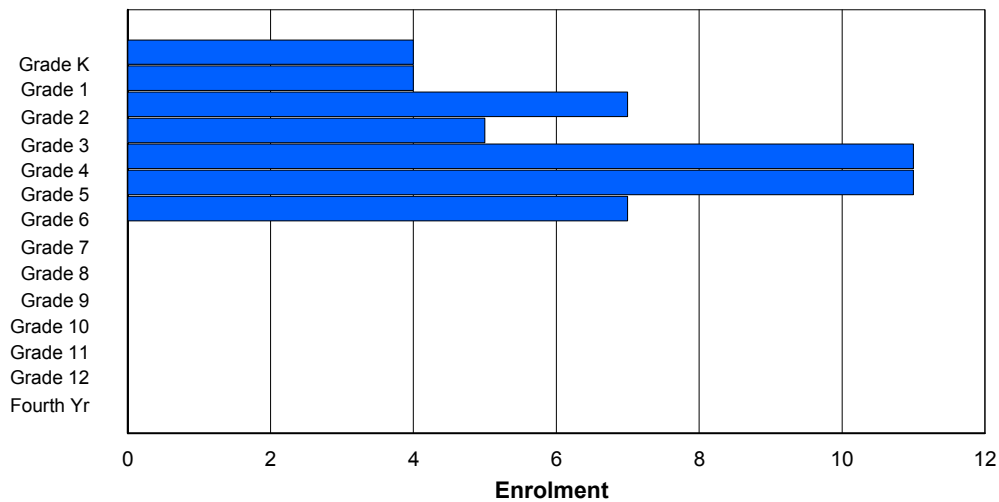
Enrolment By Age and Gender

Gender	Age																	Total
	5	6	7	8	9	10	11	12	13	14	15	16	17	18	19	20>		
Male	2	4	4	3	4	6	1	0	0	0	0	0	0	0	0	0	24	
Female	1	1	3	2	7	5	6	0	0	0	0	0	0	0	0	0	25	
Total	3	5	7	5	11	11	7	0	0	0	0	0	0	0	0	0	49	

Enrolment By Grade and Gender

Gender	Grade															Total
	K	1	2	3	4	5	6	7	8	9	10	11	12	4th		
Male	3	3	4	3	4	6	1	0	0	0	0	0	0	0	24	
Female	1	1	3	2	7	5	6	0	0	0	0	0	0	0	25	
Total	4	4	7	5	11	11	7	0	0	0	0	0	0	0	49	

Enrolment By Grade
For 438 - Epiphany Elementary, Heart's Delight



* Data from the 2010-2011 AGR(Enrolment/Age as of the last day in Sept./Dec.)

** Newfoundland Statistics Classification System

*** May include itinerant teachers

District 4 - Eastern

#442 - Persalvic Elementary, Victoria

Classification: Rural
Offers Distance Education: No

Grades: K-9 Number of Grades: 10

[School FTE PTR : 13.2](#)
[District FTE PTR : 12.7](#)
[Provincial FTE PTR : 12.0](#)

[FTE Teachers](#) *** : 22.6

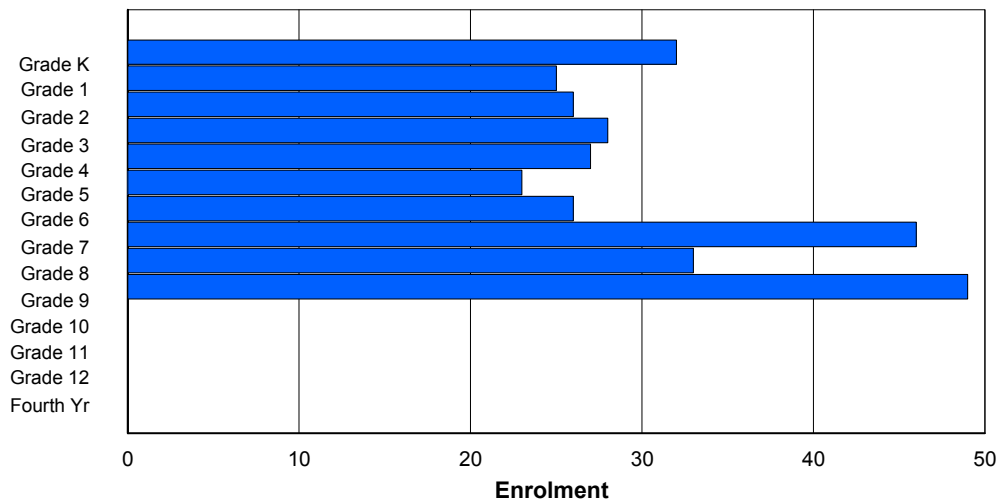
Enrolment By Age and Gender

Gender	Age																Total
	5	6	7	8	9	10	11	12	13	14	15	16	17	18	19	20>	
Male	13	8	14	11	13	12	14	26	14	28	2	0	0	0	0	0	155
Female	19	17	12	17	12	13	11	20	18	21	0	0	0	0	0	0	160
Total	32	25	26	28	25	25	25	46	32	49	2	0	0	0	0	0	315

Enrolment By Grade and Gender

Gender	Grade														Total
	K	1	2	3	4	5	6	7	8	9	10	11	12	4th	
Male	13	8	14	11	13	12	15	26	14	29	0	0	0	0	155
Female	19	17	12	17	14	11	11	20	19	20	0	0	0	0	160
Total	32	25	26	28	27	23	26	46	33	49	0	0	0	0	315

Enrolment By Grade
For 442 - Persalvic Elementary, Victoria



* Data from the 2010-2011 AGR(Enrolment/Age as of the last day in Sept./Dec.)

** Newfoundland Statistics Classification System

*** May include itinerant teachers

District 4 - Eastern

#444 - Cabot Academy, Western Bay

Classification: Rural
Offers Distance Education: No

Grades: K-6 Number of Grades: 7

[School FTE PTR : 9.9](#)
[District FTE PTR : 12.7](#)
[Provincial FTE PTR : 12.0](#)

[FTE Teachers](#) *** : 9.0

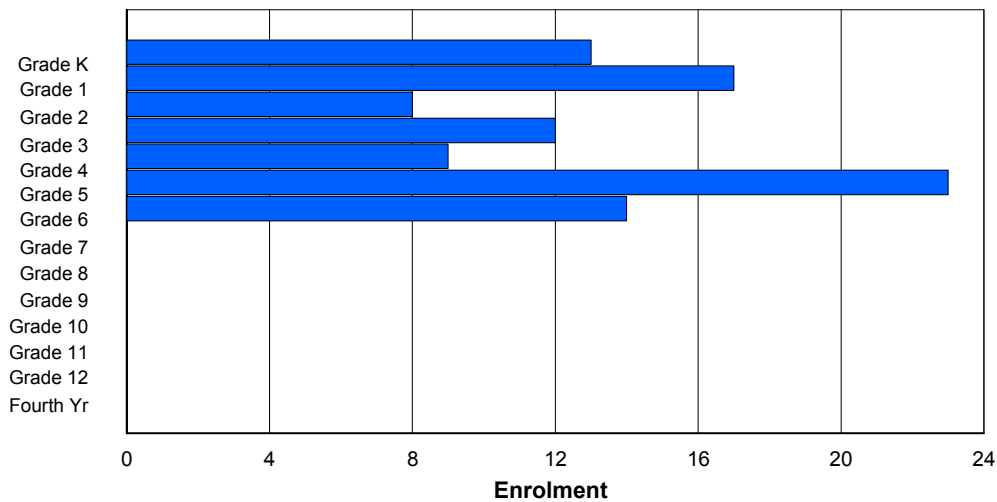
Enrolment By Age and Gender

Gender	Age																Total
	5	6	7	8	9	10	11	12	13	14	15	16	17	18	19	20>	
Male	5	8	4	7	4	8	8	0	0	0	0	0	0	0	0	0	44
Female	8	9	4	5	6	12	8	0	0	0	0	0	0	0	0	0	52
Total	13	17	8	12	10	20	16	0	0	0	0	0	0	0	0	0	96

Enrolment By Grade and Gender

Gender	Grade															Total
	K	1	2	3	4	5	6	7	8	9	10	11	12	4th		
Male	5	8	4	7	4	10	6	0	0	0	0	0	0	0	44	
Female	8	9	4	5	5	13	8	0	0	0	0	0	0	0	52	
Total	13	17	8	12	9	23	14	0	0	0	0	0	0	0	96	

Enrolment By Grade
For 444 - Cabot Academy, Western Bay



* Data from the 2010-2011 AGR(Enrolment/Age as of the last day in Sept./Dec.)

** Newfoundland Statistics Classification System

*** May include itinerant teachers

District 4 - Eastern

#446 - Whitbourne Elementary, Whitbourne

Classification: Rural
Offers Distance Education: No

Grades: K-6 Number of Grades: 7

[School FTE PTR : 9.7](#)
[District FTE PTR : 12.7](#)
[Provincial FTE PTR : 12.0](#)

[FTE Teachers](#) *** : 8.5

Enrolment By Age and Gender

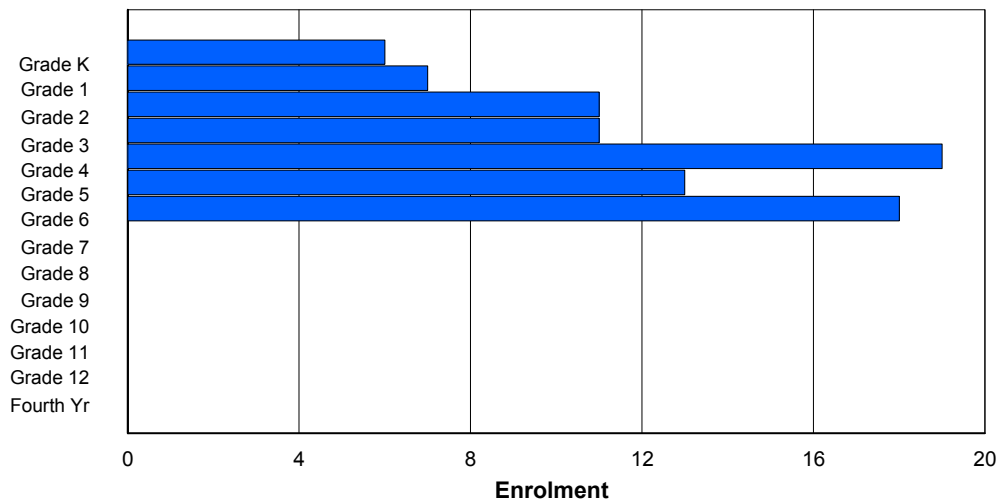
Gender	Age																Total
	5	6	7	8	9	10	11	12	13	14	15	16	17	18	19	20>	
Male	3	4	8	8	8	7	8	0	0	0	0	0	0	0	0	0	46
Female	3	3	2	4	11	6	10	0	0	0	0	0	0	0	0	0	39
Total	6	7	10	12	19	13	18	0	0	0	0	0	0	0	0	0	85

Enrolment By Grade and Gender

Gender	Grade														Total
	K	1	2	3	4	5	6	7	8	9	10	11	12	4th	
Male	3	4	9	7	8	7	8	0	0	0	0	0	0	0	46
Female	3	3	2	4	11	6	10	0	0	0	0	0	0	0	39
Total	6	7	11	11	19	13	18	0	0	0	0	0	0	0	85

Enrolment By Grade

For 446 - Whitbourne Elementary, Whitbourne



* Data from the 2010-2011 AGR(Enrolment/Age as of the last day in Sept./Dec.)

** Newfoundland Statistics Classification System

*** May include itinerant teachers

District 4 - Eastern

#447 - Baltimore School Complex, Ferryland

Classification: Rural
Offers Distance Education: Yes

Grades: K-12 Number of Grades: 13

[School FTE PTR : 12.4](#)
[District FTE PTR : 12.7](#)
[Provincial FTE PTR : 12.0](#)

[FTE Teachers](#) *** : 21.3

Enrolment By Age and Gender

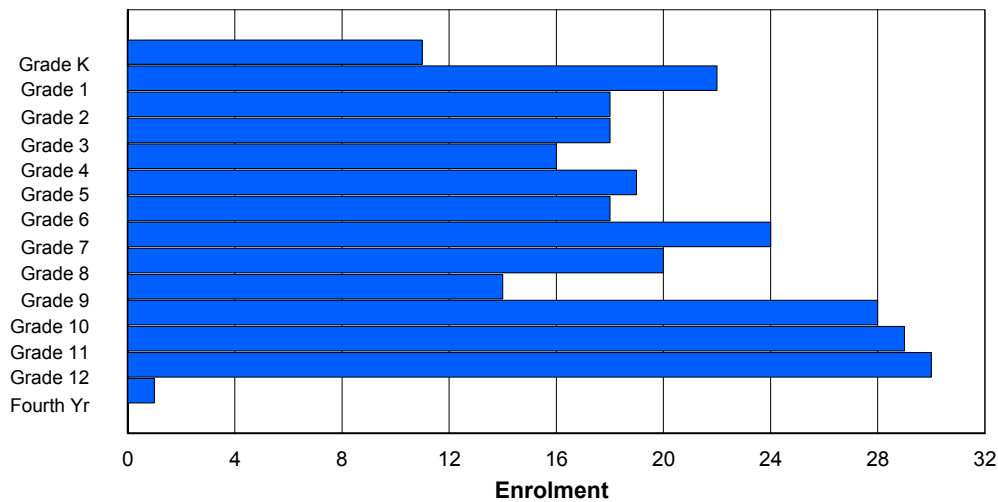
Gender	Age																	Total
	5	6	7	8	9	10	11	12	13	14	15	16	17	18	19	20>		
Male	6	11	8	8	10	10	9	12	12	7	15	15	16	0	1	0	140	
Female	5	11	9	11	6	10	8	11	9	7	13	12	16	0	0	0	128	
Total	11	22	17	19	16	20	17	23	21	14	28	27	32	0	1	0	268	

Enrolment By Grade and Gender

Gender	Grade															Total
	K	1	2	3	4	5	6	7	8	9	10	11	12	4th		
Male	6	11	9	7	10	10	9	13	11	7	15	16	15	1	140	
Female	5	11	9	11	6	9	9	11	9	7	13	13	15	0	128	
Total	11	22	18	18	16	19	18	24	20	14	28	29	30	1	268	

Enrolment By Grade

For 447 - Baltimore School Complex, Ferryland



* Data from the 2010-2011 AGR(Enrolment/Age as of the last day in Sept./Dec.)

** Newfoundland Statistics Classification System

*** May include itinerant teachers

District 4 - Eastern

#452 - District School, St. John's

Classification: Urban
Offers Distance Education: No

Grades: 7-11 Number of Grades: 5

[School FTE PTR : 0.7](#)
[District FTE PTR : 12.7](#)
[Provincial FTE PTR : 12.0](#)

[FTE Teachers](#) *** : 40.5

Enrolment By Age and Gender

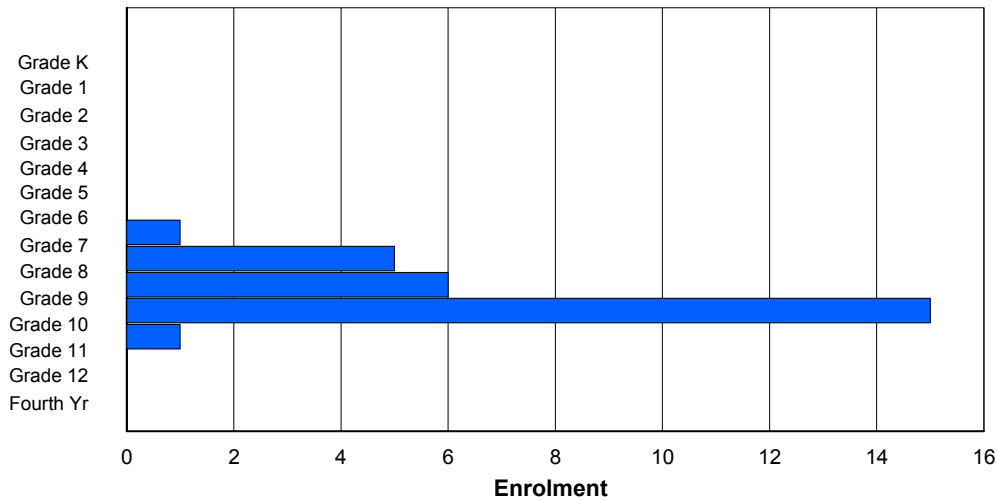
Gender	Age																	Total
	5	6	7	8	9	10	11	12	13	14	15	16	17	18	19	20>		
Male	0	0	0	0	0	0	1	0	5	4	2	4	2	1	0	0	19	
Female	0	0	0	0	0	0	0	0	0	3	1	5	0	0	0	0	9	
Total	0	0	0	0	0	0	1	0	5	7	3	9	2	1	0	0	28	

Enrolment By Grade and Gender

Gender	Grade															Total
	K	1	2	3	4	5	6	7	8	9	10	11	12	4th		
Male	0	0	0	0	0	0	0	1	5	4	8	1	0	0	19	
Female	0	0	0	0	0	0	0	0	0	2	7	0	0	0	9	
Total	0	0	0	0	0	0	0	1	5	6	15	1	0	0	28	

Enrolment By Grade

For 452 - District School, St. John's



* Data from the 2010-2011 AGR(Enrolment/Age as of the last day in Sept./Dec.)

** Newfoundland Statistics Classification System

*** May include itinerant teachers

District 4 - Eastern

#464 - Crescent Collegiate, Blaketown

Classification: Rural
Offers Distance Education: No

Grades: 7-12 Number of Grades: 6

[School FTE PTR : 13.7](#)
[District FTE PTR : 12.7](#)
[Provincial FTE PTR : 12.0](#)

[FTE Teachers](#) *** : 42.0

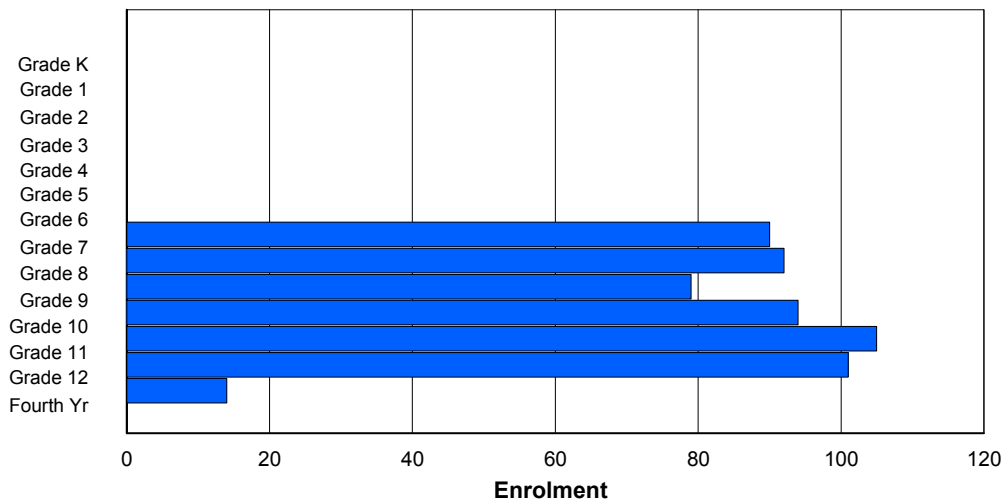
Enrolment By Age and Gender

Gender	Age																Total
	5	6	7	8	9	10	11	12	13	14	15	16	17	18	19	20>	
Male	0	0	0	0	0	0	0	48	36	45	47	44	56	17	6	1	300
Female	0	0	0	0	0	0	0	41	51	35	44	47	45	10	2	0	275
Total	0	0	0	0	0	0	0	89	87	80	91	91	101	27	8	1	575

Enrolment By Grade and Gender

Gender	Grade														Total
	K	1	2	3	4	5	6	7	8	9	10	11	12	4th	
Male	0	0	0	0	0	0	0	47	41	44	48	56	54	10	300
Female	0	0	0	0	0	0	0	43	51	35	46	49	47	4	275
Total	0	0	0	0	0	0	0	90	92	79	94	105	101	14	575

Enrolment By Grade
For 464 - Crescent Collegiate, Blaketown



* Data from the 2010-2011 AGR(Enrolment/Age as of the last day in Sept./Dec.)

** Newfoundland Statistics Classification System

*** May include itinerant teachers

District 4 - Eastern

#465 - Holy Cross Junior High, St. John's

Classification: Urban
Offers Distance Education: No

Grades: 7-9 Number of Grades: 3

[School FTE PTR : 9.7](#)
[District FTE PTR : 12.7](#)
[Provincial FTE PTR : 12.0](#)

[FTE Teachers](#) *** : 15.8

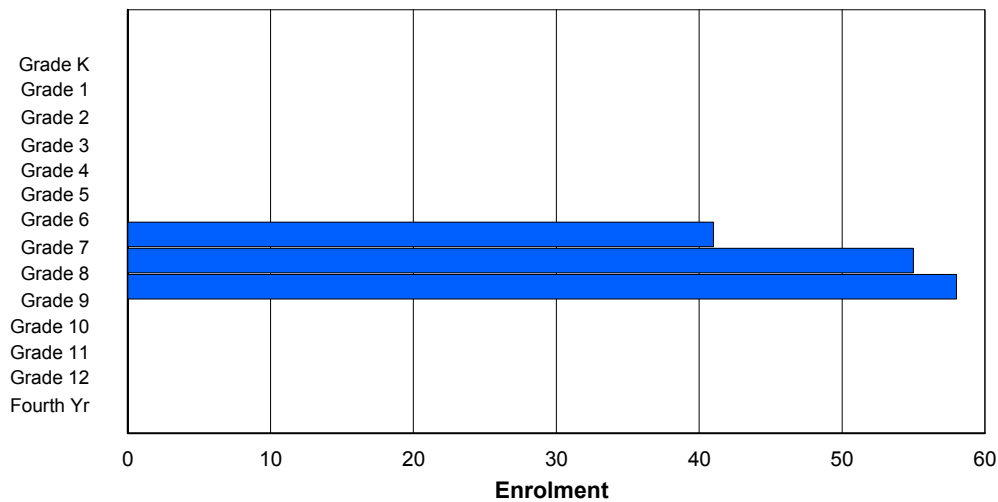
Enrolment By Age and Gender

Gender	Age																Total
	5	6	7	8	9	10	11	12	13	14	15	16	17	18	19	20>	
Male	0	0	0	0	0	0	0	17	26	28	7	0	0	0	0	0	78
Female	0	0	0	0	0	0	0	20	24	24	8	0	0	0	0	0	76
Total	0	0	0	0	0	0	0	37	50	52	15	0	0	0	0	0	154

Enrolment By Grade and Gender

Gender	Grade														Total
	K	1	2	3	4	5	6	7	8	9	10	11	12	4th	
Male	0	0	0	0	0	0	0	21	29	28	0	0	0	0	78
Female	0	0	0	0	0	0	0	20	26	30	0	0	0	0	76
Total	0	0	0	0	0	0	0	41	55	58	0	0	0	0	154

Enrolment By Grade
For 465 - Holy Cross Junior High, St. John's



* Data from the 2010-2011 AGR(Enrolment/Age as of the last day in Sept./Dec.)

** Newfoundland Statistics Classification System

*** May include itinerant teachers

District 4 - Eastern

#466 - Macpherson Elementary, St. John's

Classification: Urban
Offers Distance Education: No

Grades: K-6 Number of Grades: 7

[School FTE PTR : 8.7](#)
[District FTE PTR : 12.7](#)
[Provincial FTE PTR : 12.0](#)

[FTE Teachers](#) *** : 14.2

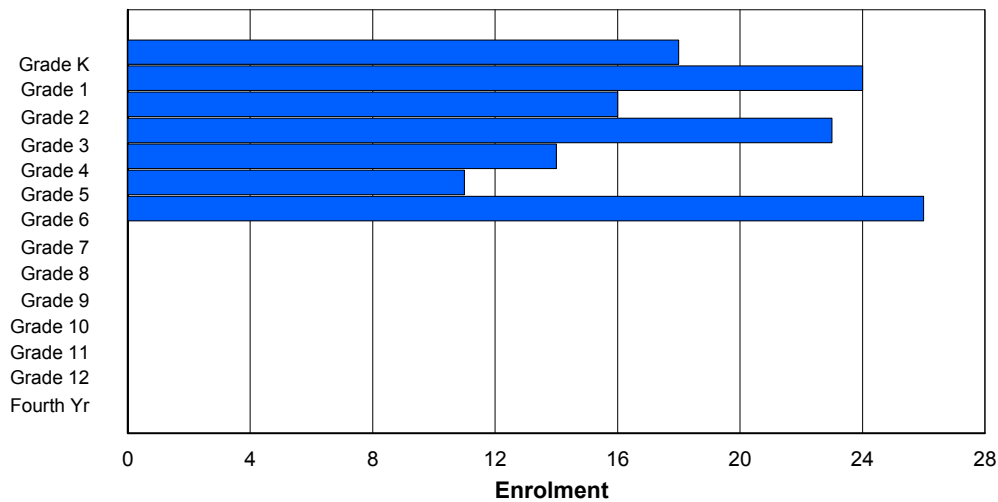
Enrolment By Age and Gender

Gender	Age																Total
	5	6	7	8	9	10	11	12	13	14	15	16	17	18	19	20>	
Male	13	11	9	12	8	6	12	0	0	0	0	0	0	0	0	0	71
Female	5	11	6	12	8	5	14	0	0	0	0	0	0	0	0	0	61
Total	18	22	15	24	16	11	26	0	0	0	0	0	0	0	0	0	132

Enrolment By Grade and Gender

Gender	Grade														Total
	K	1	2	3	4	5	6	7	8	9	10	11	12	4th	
Male	13	13	8	13	6	6	12	0	0	0	0	0	0	0	71
Female	5	11	8	10	8	5	14	0	0	0	0	0	0	0	61
Total	18	24	16	23	14	11	26	0	0	0	0	0	0	0	132

Enrolment By Grade
For 466 - Macpherson Elementary, St. John's



* Data from the 2010-2011 AGR(Enrolment/Age as of the last day in Sept./Dec.)

** Newfoundland Statistics Classification System

*** May include itinerant teachers

District 4 - Eastern

#468 - Hazelwood Elementary, St. John's

Classification: Urban
Offers Distance Education: No

Grades: K-6 Number of Grades: 7

[School FTE PTR : 13.1](#)
[District FTE PTR : 12.7](#)
[Provincial FTE PTR : 12.0](#)

[FTE Teachers](#) *** : 38.0

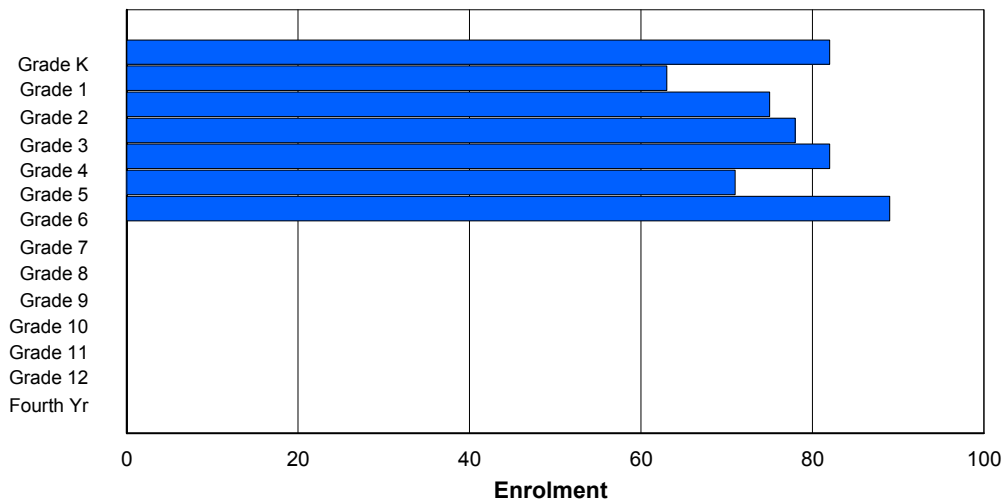
Enrolment By Age and Gender

Gender	Age																Total
	5	6	7	8	9	10	11	12	13	14	15	16	17	18	19	20>	
Male	45	35	42	43	44	35	43	13	0	0	0	0	1	0	0	0	301
Female	34	27	35	30	37	35	38	3	0	0	0	0	0	0	0	0	239
Total	79	62	77	73	81	70	81	16	0	0	0	0	1	0	0	0	540

Enrolment By Grade and Gender

Gender	Grade														Total
	K	1	2	3	4	5	6	7	8	9	10	11	12	4th	
Male	46	37	41	47	45	36	49	0	0	0	0	0	0	0	301
Female	36	26	34	31	37	35	40	0	0	0	0	0	0	0	239
Total	82	63	75	78	82	71	89	0	0	0	0	0	0	0	540

Enrolment By Grade
For 468 - Hazelwood Elementary, St. John's



* Data from the 2010-2011 AGR(Enrolment/Age as of the last day in Sept./Dec.)

** Newfoundland Statistics Classification System

*** May include itinerant teachers

District 4 - Eastern

#471 - Heritage Collegiate, Lethbridge

Classification: Rural
Offers Distance Education: No

Grades: 7-12 Number of Grades: 6

[School FTE PTR : 14.1](#)
[District FTE PTR : 12.7](#)
[Provincial FTE PTR : 12.0](#)

[FTE Teachers](#) *** : 14.5

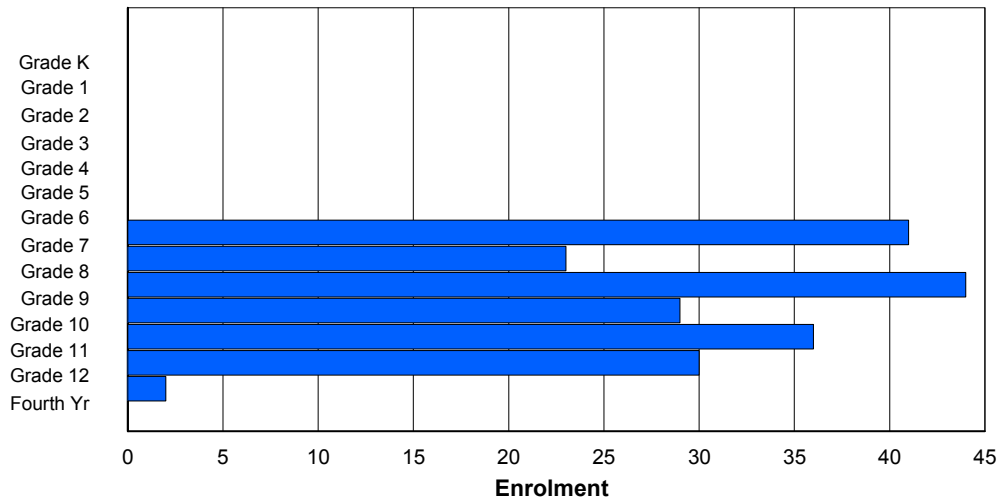
Enrolment By Age and Gender

Gender	Age																Total
	5	6	7	8	9	10	11	12	13	14	15	16	17	18	19	20>	
Male	0	0	0	0	0	0	0	19	12	17	17	23	17	2	0	0	107
Female	0	0	0	0	0	0	0	21	12	24	13	14	14	0	0	0	98
Total	0	0	0	0	0	0	0	40	24	41	30	37	31	2	0	0	205

Enrolment By Grade and Gender

Gender	Grade														Total
	K	1	2	3	4	5	6	7	8	9	10	11	12	4th	
Male	0	0	0	0	0	0	0	19	12	20	16	22	16	2	107
Female	0	0	0	0	0	0	0	22	11	24	13	14	14	0	98
Total	0	0	0	0	0	0	0	41	23	44	29	36	30	2	205

Enrolment By Grade
For 471 - Heritage Collegiate, Lethbridge



* Data from the 2010-2011 AGR(Enrolment/Age as of the last day in Sept./Dec.)

** Newfoundland Statistics Classification System

*** May include itinerant teachers

District 4 - Eastern

#473 - Cape St. Francis Elementary, Pouch Cove

Grades: K-6 Number of Grades: 7

[FTE Teachers](#) *** : 19.2

Classification: Urban
Offers Distance Education: No

[School FTE PTR : 13.2](#)
[District FTE PTR : 12.7](#)
[Provincial FTE PTR : 12.0](#)

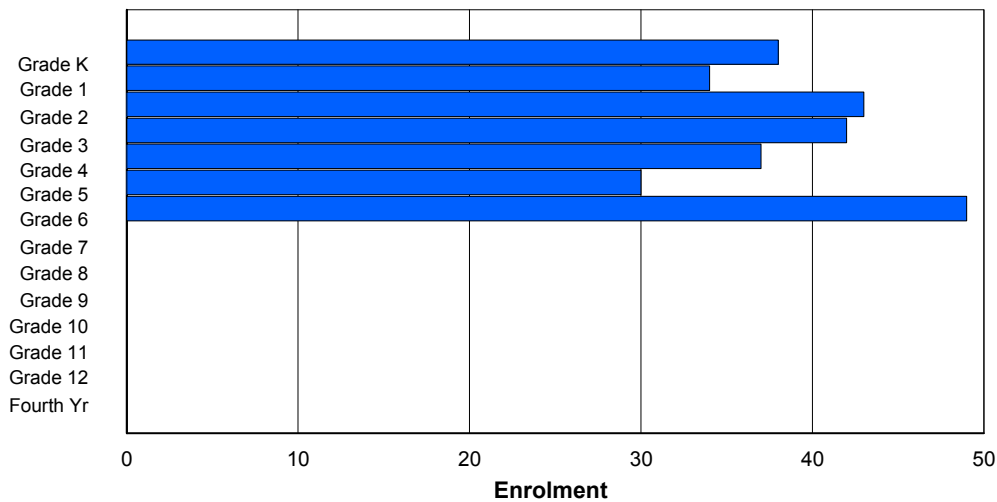
Enrolment By Age and Gender

Gender	Age																Total
	5	6	7	8	9	10	11	12	13	14	15	16	17	18	19	20>	
Male	19	17	18	22	27	16	25	0	0	0	0	0	0	0	0	0	144
Female	18	16	26	21	10	13	25	0	0	0	0	0	0	0	0	0	129
Total	37	33	44	43	37	29	50	0	0	0	0	0	0	0	0	0	273

Enrolment By Grade and Gender

Gender	Grade															Total
	K	1	2	3	4	5	6	7	8	9	10	11	12	4th		
Male	20	16	18	22	27	17	24	0	0	0	0	0	0	0	144	
Female	18	18	25	20	10	13	25	0	0	0	0	0	0	0	129	
Total	38	34	43	42	37	30	49	0	0	0	0	0	0	0	273	

Enrolment By Grade
For 473 - Cape St. Francis Elementary, Pouch Cove



* Data from the 2010-2011 AGR(Enrolment/Age as of the last day in Sept./Dec.)

** Newfoundland Statistics Classification System

*** May include itinerant teachers

District 4 - Eastern

#476 - Baccalieu Collegiate, Old Perlican

Classification: Rural
Offers Distance Education: Yes

Grades: 7-12 Number of Grades: 6

[School FTE PTR : 11.1](#)
[District FTE PTR : 12.7](#)
[Provincial FTE PTR : 12.0](#)

[FTE Teachers](#) *** : 18.5

Enrolment By Age and Gender

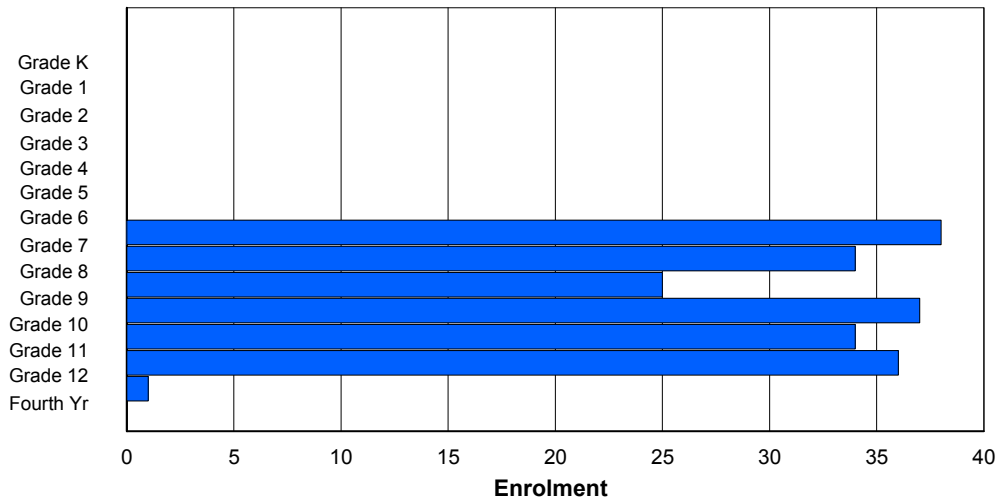
Gender	Age																Total
	5	6	7	8	9	10	11	12	13	14	15	16	17	18	19	20>	
Male	0	0	0	0	0	0	0	18	21	13	18	17	20	0	0	0	107
Female	0	0	0	0	0	0	0	19	14	10	19	16	17	3	0	0	98
Total	0	0	0	0	0	0	0	37	35	23	37	33	37	3	0	0	205

Enrolment By Grade and Gender

Gender	Grade														Total
	K	1	2	3	4	5	6	7	8	9	10	11	12	4th	
Male	0	0	0	0	0	0	0	19	20	15	17	16	20	0	107
Female	0	0	0	0	0	0	0	19	14	10	20	18	16	1	98
Total	0	0	0	0	0	0	0	38	34	25	37	34	36	1	205

Enrolment By Grade

For 476 - Baccalieu Collegiate, Old Perlican



* Data from the 2010-2011 AGR(Enrolment/Age as of the last day in Sept./Dec.)

** Newfoundland Statistics Classification System

*** May include itinerant teachers

District 4 - Eastern

#924 - Tricentia Academy, Arnold's Cove

Classification: Rural
Offers Distance Education: Yes

Grades: K-12 Number of Grades: 13

[School FTE PTR : 12.0](#)
[District FTE PTR : 12.7](#)
[Provincial FTE PTR : 12.0](#)

[FTE Teachers](#) *** : 24.0

Enrolment By Age and Gender

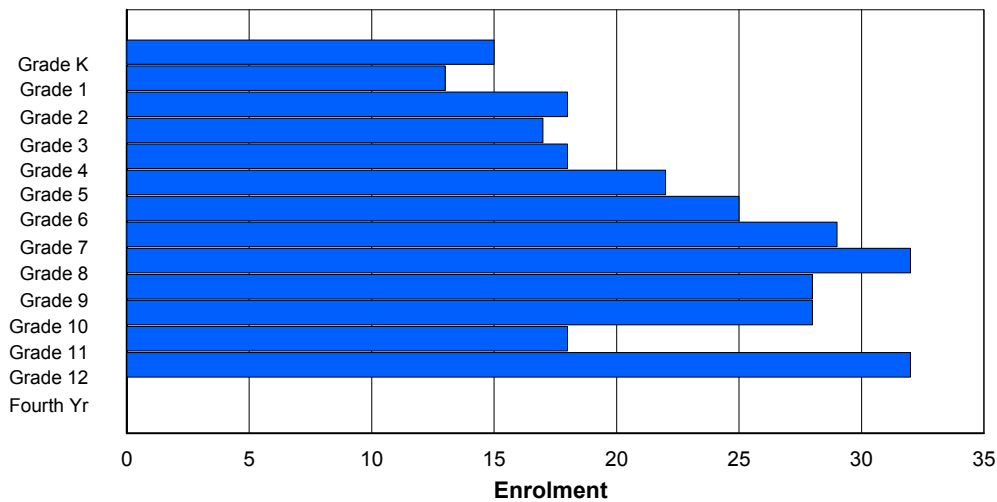
Gender	Age																Total
	5	6	7	8	9	10	11	12	13	14	15	16	17	18	19	20>	
Male	6	3	10	6	7	12	10	16	15	14	16	11	18	3	0	0	147
Female	9	10	8	11	11	10	14	14	17	14	9	9	12	0	0	0	148
Total	15	13	18	17	18	22	24	30	32	28	25	20	30	3	0	0	295

Enrolment By Grade and Gender

Gender	Grade														Total
	K	1	2	3	4	5	6	7	8	9	10	11	12	4th	
Male	6	2	10	6	7	12	10	16	15	14	18	10	20	0	146
Female	9	11	8	11	11	10	15	13	17	14	10	8	12	0	149
Total	15	13	18	17	18	22	25	29	32	28	28	18	32	0	295

Enrolment By Grade

For 924 - Tricentia Academy, Arnold's Cove



* Data from the 2010-2011 AGR(Enrolment/Age as of the last day in Sept./Dec.)

** Newfoundland Statistics Classification System

*** May include itinerant teachers

District 4 - Eastern

#951 - Paradise Elementary, Paradise

Classification: Urban
Offers Distance Education: No

Grades: K-6 Number of Grades: 7

[School FTE PTR : 13.1](#)
[District FTE PTR : 12.7](#)
[Provincial FTE PTR : 12.0](#)

[FTE Teachers](#) *** : 41.6

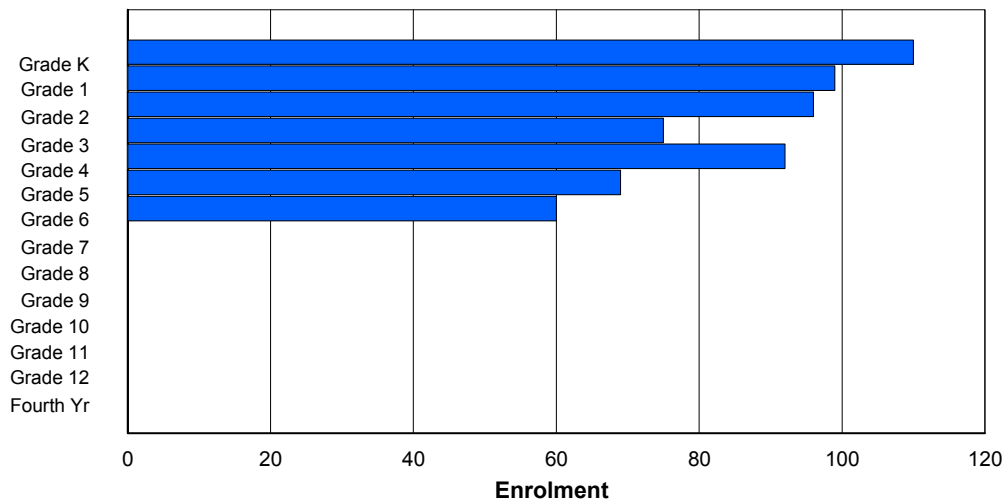
Enrolment By Age and Gender

Gender	Age																Total
	5	6	7	8	9	10	11	12	13	14	15	16	17	18	19	20>	
Male	47	55	58	44	43	36	30	0	0	0	0	0	0	0	0	0	313
Female	61	45	36	32	49	31	32	1	0	1	0	0	0	0	0	0	288
Total	108	100	94	76	92	67	62	1	0	1	0	0	0	0	0	0	601

Enrolment By Grade and Gender

Gender	Grade														Total
	K	1	2	3	4	5	6	7	8	9	10	11	12	4th	
Male	49	54	59	43	43	37	28	0	0	0	0	0	0	0	313
Female	61	45	37	32	49	32	32	0	0	0	0	0	0	0	288
Total	110	99	96	75	92	69	60	0	0	0	0	0	0	0	601

Enrolment By Grade
For 951 - Paradise Elementary, Paradise



* Data from the 2010-2011 AGR(Enrolment/Age as of the last day in Sept./Dec.)

** Newfoundland Statistics Classification System

*** May include itinerant teachers

District 4 - Eastern

#952 - Elizabeth Park Elementary School, Paradise

Classification: Urban
Offers Distance Education: No

Grades: K-6 Number of Grades: 7

[School FTE PTR : 11.8](#)
[District FTE PTR : 12.7](#)
[Provincial FTE PTR : 12.0](#)

[FTE Teachers](#) *** : 30.3

Enrolment By Age and Gender

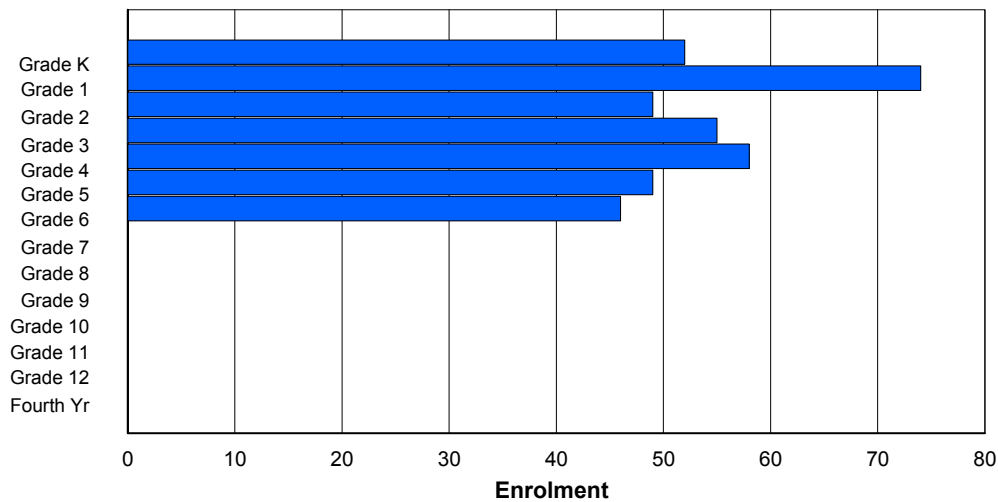
Gender	Age																Total
	5	6	7	8	9	10	11	12	13	14	15	16	17	18	19	20>	
Male	26	43	22	28	29	25	21	1	0	0	0	0	0	0	0	0	195
Female	26	31	27	25	29	25	25	0	0	0	0	0	0	0	0	0	188
Total	52	74	49	53	58	50	46	1	0	0	0	0	0	0	0	0	383

Enrolment By Grade and Gender

Gender	Grade															Total
	K	1	2	3	4	5	6	7	8	9	10	11	12	4th		
Male	26	43	22	29	30	24	21	0	0	0	0	0	0	0	195	
Female	26	31	27	26	28	25	25	0	0	0	0	0	0	0	188	
Total	52	74	49	55	58	49	46	0	0	0	0	0	0	0	383	

Enrolment By Grade

For 952 - Elizabeth Park Elementary School, Paradise



* Data from the 2010-2011 AGR(Enrolment/Age as of the last day in Sept./Dec.)

** Newfoundland Statistics Classification System

*** May include itinerant teachers

District 5 - Conseil scolaire francophone

(Francophone School)

#095 - École Notre-Dame du Cap, Cap Saint-Georges

Classification: Rural
Offers Distance Education: No

Grades: K-8 Number of Grades: 9

[School FTE PTR : 8.2](#)
[District FTE PTR : 6.3](#)
[Provincial FTE PTR : 12.0](#)

[FTE Teachers](#) *** : 6.0

Enrolment By Age and Gender

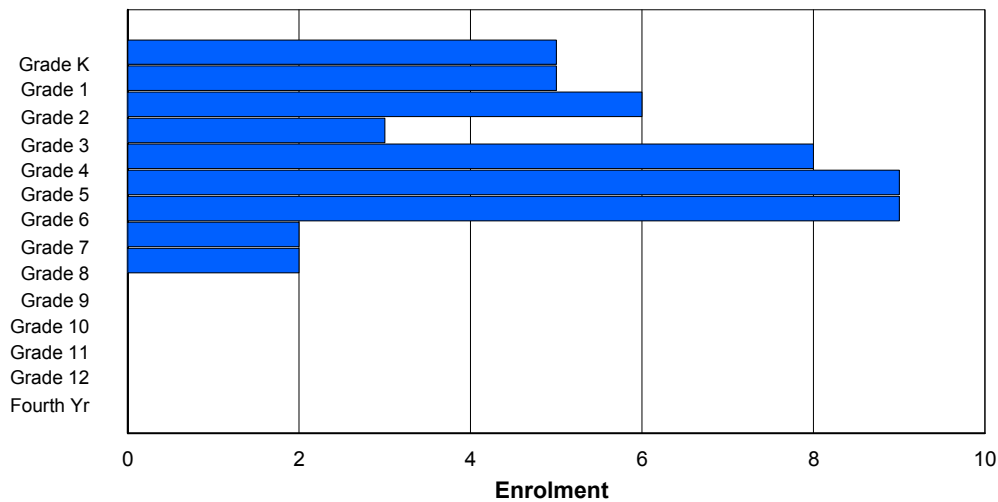
Gender	Age																Total
	5	6	7	8	9	10	11	12	13	14	15	16	17	18	19	20>	
Male	2	3	3	1	3	3	4	0	1	0	0	0	0	0	0	0	20
Female	3	2	3	2	6	4	6	1	2	0	0	0	0	0	0	0	29
Total	5	5	6	3	9	7	10	1	3	0	0	0	0	0	0	0	49

Enrolment By Grade and Gender

Gender	Grade														Total
	K	1	2	3	4	5	6	7	8	9	10	11	12	4th	
Male	2	3	3	1	3	3	4	1	0	0	0	0	0	0	20
Female	3	2	3	2	5	6	5	1	2	0	0	0	0	0	29
Total	5	5	6	3	8	9	9	2	2	0	0	0	0	0	49

Enrolment By Grade

For 095 - École Notre-Dame du Cap, Cap Saint-Georges



* Data from the 2010-2011 AGR(Enrolment/Age as of the last day in Sept./Dec.)

** Newfoundland Statistics Classification System

*** May include itinerant teachers

District 5 - Conseil scolaire francophone

(Francophone School)

#107 - École Ste-Anne, La Grand'Terre (Mainland)

Classification: Rural
Offers Distance Education: Yes

Grades: K-12 Number of Grades: 13

[School FTE PTR : 9.1](#)
[District FTE PTR : 6.3](#)
[Provincial FTE PTR : 12.0](#)

[FTE Teachers](#) *** : 8.3

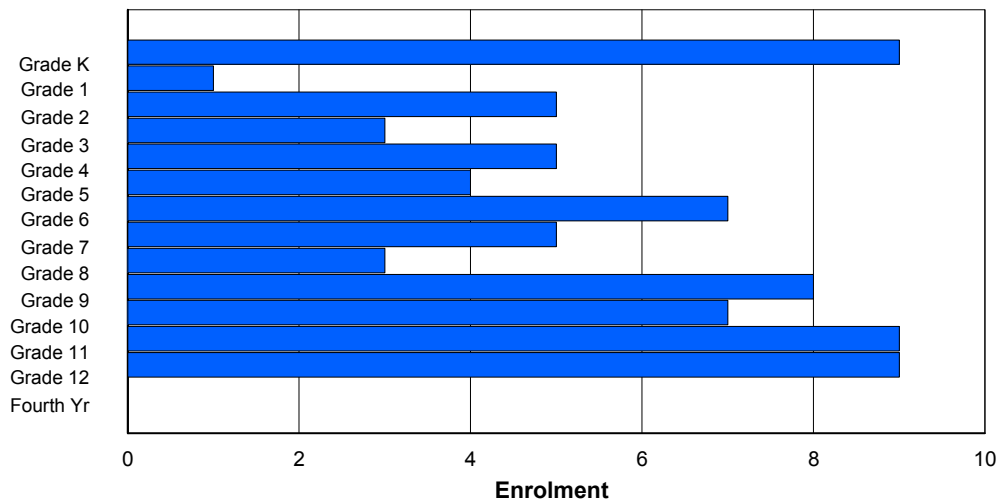
Enrolment By Age and Gender

Gender	Age																	Total
	5	6	7	8	9	10	11	12	13	14	15	16	17	18	19	20>		
Male	5	0	4	1	3	1	3	4	2	3	1	6	3	1	0	0	37	
Female	4	1	1	2	2	3	3	2	1	3	5	4	5	2	0	0	38	
Total	9	1	5	3	5	4	6	6	3	6	6	10	8	3	0	0	75	

Enrolment By Grade and Gender

Gender	Grade															Total
	K	1	2	3	4	5	6	7	8	9	10	11	12	4th		
Male	5	0	4	1	3	1	3	4	2	4	1	6	3	0	37	
Female	4	1	1	2	2	3	4	1	1	4	6	3	6	0	38	
Total	9	1	5	3	5	4	7	5	3	8	7	9	9	0	75	

Enrolment By Grade
For 107 - École Ste-Anne, La Grand'Terre (Mainland)



* Data from the 2010-2011 AGR(Enrolment/Age as of the last day in Sept./Dec.)

** Newfoundland Statistics Classification System

*** May include itinerant teachers

District 5 - Conseil scolaire francophone

(Francophone School)

#459 - Centre éducatif l'ENVOL, Labrador City

Classification: Urban
Offers Distance Education: No

Grades: K-8 Number of Grades: 9

[School FTE PTR : 8.0](#)
[District FTE PTR : 6.3](#)
[Provincial FTE PTR : 12.0](#)

[FTE Teachers](#) *** : 4.0

Enrolment By Age and Gender

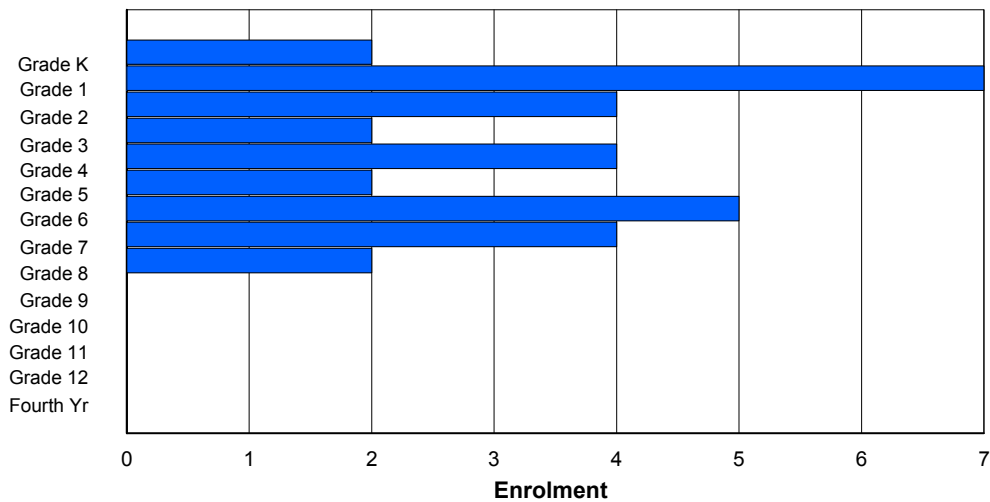
Gender	Age																Total
	5	6	7	8	9	10	11	12	13	14	15	16	17	18	19	20>	
Male	1	5	2	1	4	0	2	3	3	0	0	0	0	0	0	0	21
Female	1	2	2	0	1	2	1	1	1	0	0	0	0	0	0	0	11
Total	2	7	4	1	5	2	3	4	4	0	0	0	0	0	0	0	32

Enrolment By Grade and Gender

Gender	Grade														Total
	K	1	2	3	4	5	6	7	8	9	10	11	12	4th	
Male	1	5	2	2	3	0	3	4	1	0	0	0	0	0	21
Female	1	2	2	0	1	2	2	0	1	0	0	0	0	0	11
Total	2	7	4	2	4	2	5	4	2	0	0	0	0	0	32

Enrolment By Grade

For 459 - Centre éducatif l'ENVOL, Labrador City



* Data from the 2010-2011 AGR(Enrolment/Age as of the last day in Sept./Dec.)

** Newfoundland Statistics Classification System

*** May include itinerant teachers

District 5 - Conseil scolaire francophone

(Francophone School)

#460 - École des Grands-Vents, St. John's

Classification: Urban
Offers Distance Education: No

Grades: K-12 Number of Grades: 13

[School FTE PTR : 7.9](#)
[District FTE PTR : 6.3](#)
[Provincial FTE PTR : 12.0](#)

[FTE Teachers](#) *** : 12.0

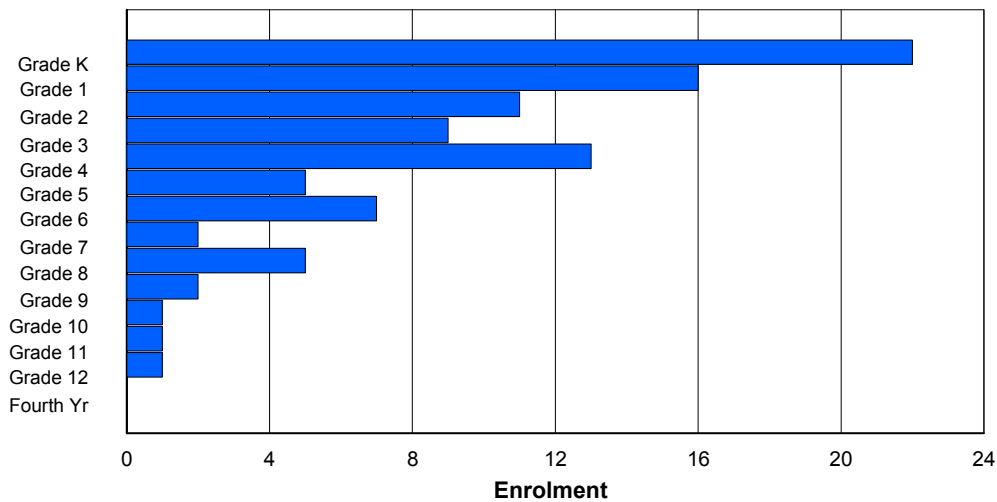
Enrolment By Age and Gender

Gender	Age																Total
	5	6	7	8	9	10	11	12	13	14	15	16	17	18	19	20>	
Male	9	9	4	4	3	2	0	2	2	3	0	2	0	0	0	0	40
Female	13	5	10	3	9	4	6	2	1	0	0	0	1	0	0	1	55
Total	22	14	14	7	12	6	6	4	3	3	0	2	1	0	0	1	95

Enrolment By Grade and Gender

Gender	Grade														Total
	K	1	2	3	4	5	6	7	8	9	10	11	12	4th	
Male	9	10	3	4	3	2	2	0	4	2	1	0	0	0	40
Female	13	6	8	5	10	3	5	2	1	0	0	1	1	0	55
Total	22	16	11	9	13	5	7	2	5	2	1	1	1	0	95

Enrolment By Grade
For 460 - École des Grands-Vents, St. John's



* Data from the 2010-2011 AGR(Enrolment/Age as of the last day in Sept./Dec.)

** Newfoundland Statistics Classification System

*** May include itinerant teachers

District 5 - Conseil scolaire francophone

(Francophone School)

#472 - École Boréale, Happy Valley - Goose Bay

Classification: Urban
Offers Distance Education: Yes

Grades: K-5,7,10 Number of Grades: 8

[School FTE PTR : 5.0](#)
[District FTE PTR : 6.3](#)
[Provincial FTE PTR : 12.0](#)

[FTE Teachers](#) *** : 3.0

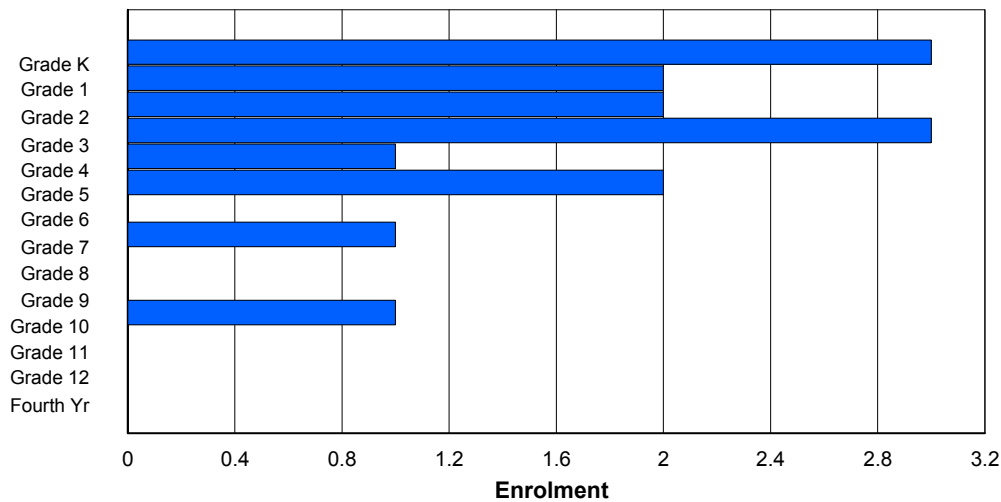
Enrolment By Age and Gender

Gender	Age																Total
	5	6	7	8	9	10	11	12	13	14	15	16	17	18	19	20>	
Male	1	0	1	2	0	0	0	1	0	0	0	0	0	0	0	0	5
Female	2	1	2	1	1	2	0	0	0	0	1	0	0	0	0	0	10
Total	3	1	3	3	1	2	0	1	0	0	1	0	0	0	0	0	15

Enrolment By Grade and Gender

Gender	Grade															Total
	K	1	2	3	4	5	6	7	8	9	10	11	12	4th		
Male	1	1	0	2	0	0	0	1	0	0	0	0	0	0	0	5
Female	2	1	2	1	1	2	0	0	0	0	1	0	0	0	0	10
Total	3	2	2	3	1	2	0	1	0	0	1	0	0	0	0	15

Enrolment By Grade
For 472 - École Boréale, Happy Valley - Goose Bay



* Data from the 2010-2011 AGR(Enrolment/Age as of the last day in Sept./Dec.)

** Newfoundland Statistics Classification System

*** May include itinerant teachers

District 803 - Private

#373 - First Baptist Academy, Mount Pearl

Classification: Urban
Offers Distance Education: No

Grades: K-7, 10-12 Number of Grades: 11

[School FTE PTR : N/A](#)

[FTE Teachers](#) *** : 0.0

[Provincial FTE PTR : 12.0](#)

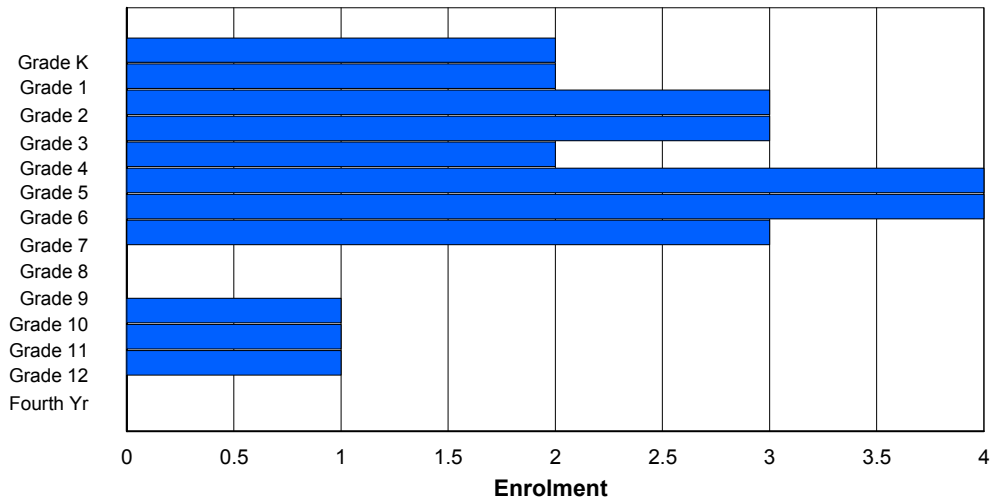
Enrolment By Age and Gender

Gender	Age																	Total
	5	6	7	8	9	10	11	12	13	14	15	16	17	18	19	20>		
Male	0	1	1	0	1	3	1	2	0	0	0	1	1	0	0	0	11	
Female	2	1	2	2	2	1	2	2	0	0	0	0	1	0	0	0	15	
Total	2	2	3	2	3	4	3	4	0	0	0	1	2	0	0	0	26	

Enrolment By Grade and Gender

Gender	Grade															Total
	K	1	2	3	4	5	6	7	8	9	10	11	12	4th		
Male	0	1	1	0	1	3	1	2	0	0	1	0	1	0	11	
Female	2	1	2	3	1	1	3	1	0	0	0	1	0	0	15	
Total	2	2	3	3	2	4	4	3	0	0	1	1	1	0	26	

Enrolment By Grade
For 373 - First Baptist Academy, Mount Pearl



* Data from the 2010-2011 AGR(Enrolment/Age as of the last day in Sept./Dec.)

** Newfoundland Statistics Classification System

*** May include itinerant teachers

District 803 - Private

#374 - Brother T. I. Murphy, St. John's

Classification: Urban
Offers Distance Education: No

Grades: 10-12 Number of Grades: 3

[School FTE PTR : N/A](#)

[FTE Teachers](#) *** : 0.0

[Provincial FTE PTR : 12.0](#)

Enrolment By Age and Gender

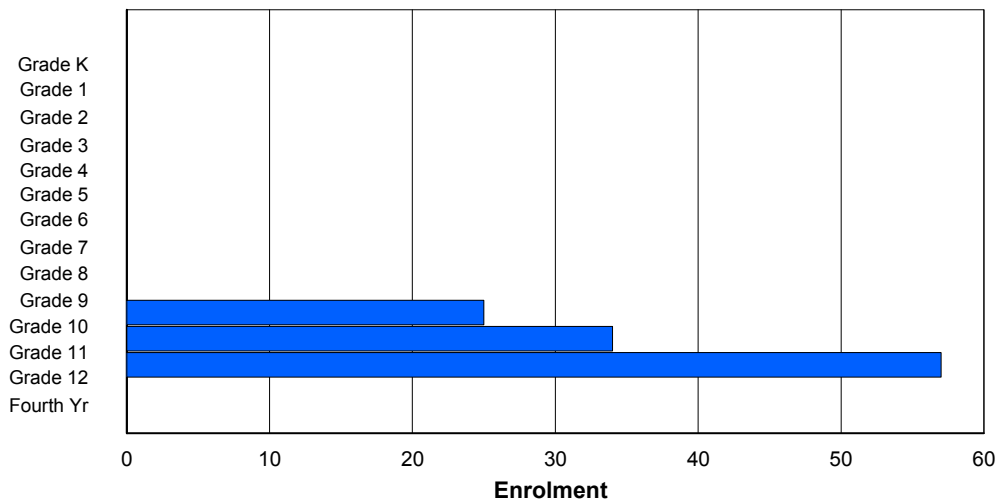
Gender	Age																	Total
	5	6	7	8	9	10	11	12	13	14	15	16	17	18	19	20>		
Male	0	0	0	0	0	0	0	0	0	0	0	0	0	3	19	28	50	
Female	0	0	0	0	0	0	0	0	0	0	0	0	3	8	17	38	66	
Total	0	0	0	0	0	0	0	0	0	0	0	0	3	11	36	66	116	

Enrolment By Grade and Gender

Gender	Grade															Total
	K	1	2	3	4	5	6	7	8	9	10	11	12	4th		
Male	0	0	0	0	0	0	0	0	0	0	9	21	20	0	50	
Female	0	0	0	0	0	0	0	0	0	0	16	13	37	0	66	
Total	0	0	0	0	0	0	0	0	0	0	25	34	57	0	116	

Enrolment By Grade

For 374 - Brother T. I. Murphy, St. John's



* Data from the 2010-2011 AGR(Enrolment/Age as of the last day in Sept./Dec.)

** Newfoundland Statistics Classification System

*** May include itinerant teachers

District 803 - Private

#375 - Lakecrest -St. John's Independent Sc, St. John's

Classification: Urban
Offers Distance Education: No

Grades: K-9 Number of Grades: 10

[School FTE PTR : N/A](#)

[FTE Teachers](#) *** : 0.0

[Provincial FTE PTR : 12.0](#)

Enrolment By Age and Gender

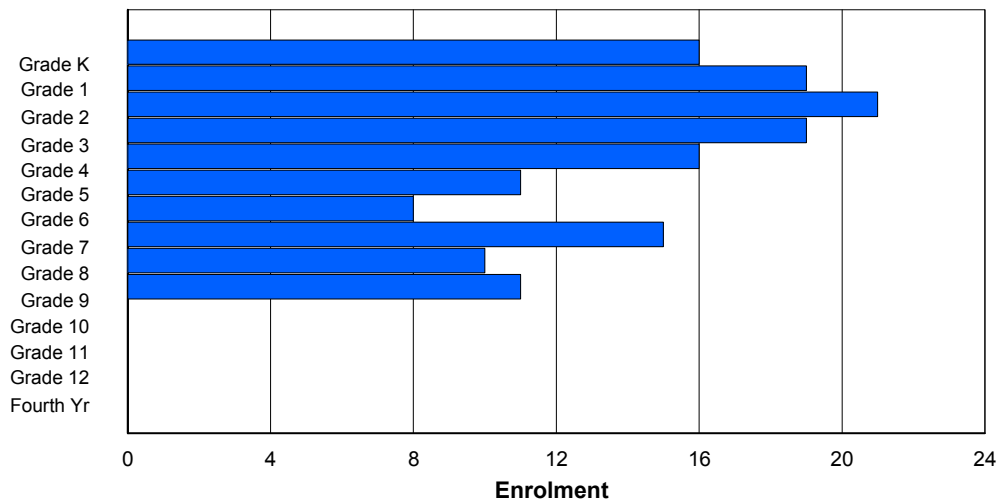
Gender	Age																Total
	5	6	7	8	9	10	11	12	13	14	15	16	17	18	19	20>	
Male	9	13	10	10	7	6	8	11	9	3	0	0	0	0	0	0	86
Female	6	7	11	8	10	5	0	4	1	8	0	0	0	0	0	0	60
Total	15	20	21	18	17	11	8	15	10	11	0	0	0	0	0	0	146

Enrolment By Grade and Gender

Gender	Grade														Total
	K	1	2	3	4	5	6	7	8	9	10	11	12	4th	
Male	10	12	11	10	6	6	8	11	9	3	0	0	0	0	86
Female	6	7	10	9	10	5	0	4	1	8	0	0	0	0	60
Total	16	19	21	19	16	11	8	15	10	11	0	0	0	0	146

Enrolment By Grade

For 375 - Lakecrest -St. John's Independent Sc, St. John's



* Data from the 2010-2011 AGR(Enrolment/Age as of the last day in Sept./Dec.)

** Newfoundland Statistics Classification System

*** May include itinerant teachers

District 803 - Private

#450 - St. Bonaventure's College, St. John's

Classification: Urban
Offers Distance Education: No

Grades: K-12 Number of Grades: 13

[School FTE PTR : N/A](#)

[FTE Teachers](#) *** : 0.0

[Provincial FTE PTR : 12.0](#)

Enrolment By Age and Gender

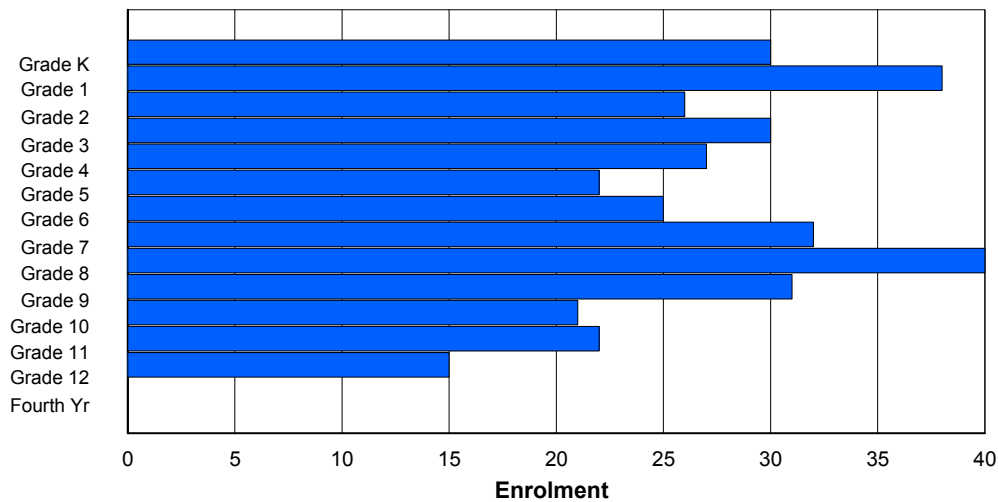
Gender	Age																Total
	5	6	7	8	9	10	11	12	13	14	15	16	17	18	19	20>	
Male	15	22	17	13	12	15	9	16	18	13	13	8	7	0	0	0	178
Female	16	15	9	16	14	11	15	15	21	18	7	16	7	1	0	0	181
Total	31	37	26	29	26	26	24	31	39	31	20	24	14	1	0	0	359

Enrolment By Grade and Gender

Gender	Grade														Total
	K	1	2	3	4	5	6	7	8	9	10	11	12	4th	
Male	15	22	17	13	14	14	8	15	20	13	13	7	7	0	178
Female	15	16	9	17	13	8	17	17	20	18	8	15	8	0	181
Total	30	38	26	30	27	22	25	32	40	31	21	22	15	0	359

Enrolment By Grade

For 450 - St. Bonaventure's College, St. John's



* Data from the 2010-2011 AGR(Enrolment/Age as of the last day in Sept./Dec.)

** Newfoundland Statistics Classification System

*** May include itinerant teachers

District 803 - Private

#453 - Eric G. Lambert All-Grade, Churchill Falls

Grades: K-12 Number of Grades: 13

[FTE Teachers](#) *** : 0.0

Classification: Rural
Offers Distance Education: Yes

[School FTE PTR : N/A](#)

[Provincial FTE PTR : 12.0](#)

Enrolment By Age and Gender

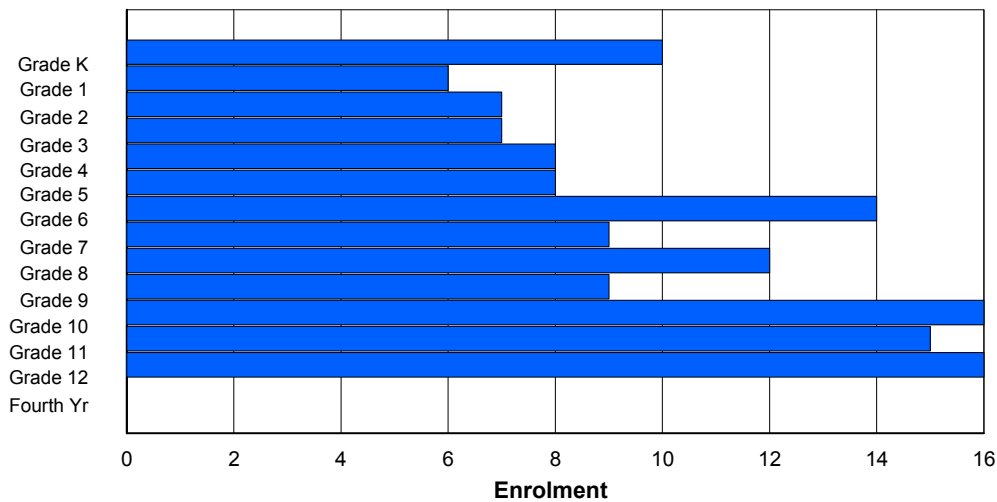
Gender	Age																Total
	5	6	7	8	9	10	11	12	13	14	15	16	17	18	19	20>	
Male	4	2	4	4	5	5	9	5	4	3	8	11	8	1	0	0	73
Female	6	4	3	3	3	3	5	3	8	6	8	5	6	1	0	0	64
Total	10	6	7	7	8	8	14	8	12	9	16	16	14	2	0	0	137

Enrolment By Grade and Gender

Gender	Grade															Total
	K	1	2	3	4	5	6	7	8	9	10	11	12	4th		
Male	4	2	4	4	5	5	9	6	4	3	8	10	9	0	73	
Female	6	4	3	3	3	3	5	3	8	6	8	5	7	0	64	
Total	10	6	7	7	8	8	14	9	12	9	16	15	16	0	137	

Enrolment By Grade

For 453 - Eric G. Lambert All-Grade, Churchill Falls



* Data from the 2010-2011 AGR(Enrolment/Age as of the last day in Sept./Dec.)

** Newfoundland Statistics Classification System

*** May include itinerant teachers

District 803 - Private

#469 - Immaculate Heart of Mary School, Corner Brook

Classification: Urban
Offers Distance Education: No

Grades: K-9 Number of Grades: 10

[School FTE PTR : N/A](#)

[FTE Teachers](#) *** : 0.0

[Provincial FTE PTR : 12.0](#)

Enrolment By Age and Gender

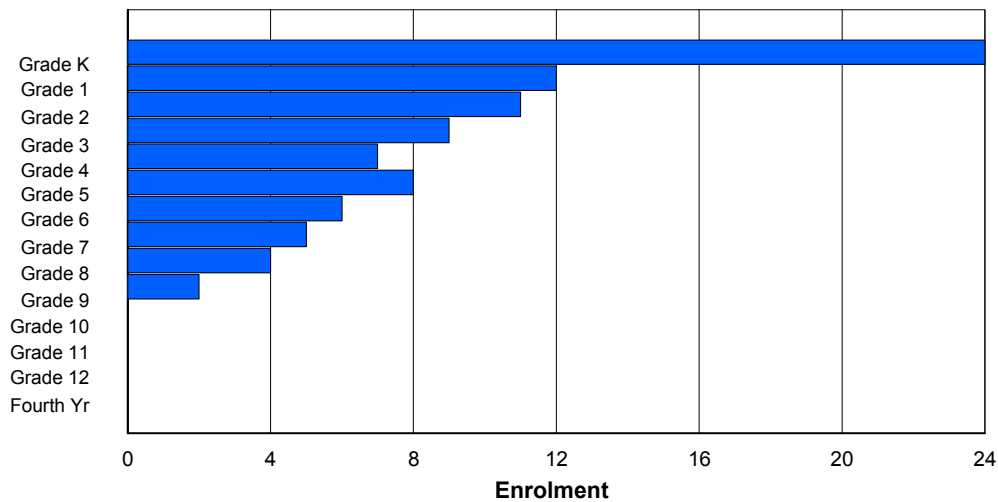
Gender	Age																Total
	5	6	7	8	9	10	11	12	13	14	15	16	17	18	19	20>	
Male	14	9	5	0	1	1	3	1	2	0	1	0	0	0	0	0	37
Female	10	3	6	9	6	7	3	4	2	1	0	0	0	0	0	0	51
Total	24	12	11	9	7	8	6	5	4	1	1	0	0	0	0	0	88

Enrolment By Grade and Gender

Gender	Grade														Total
	K	1	2	3	4	5	6	7	8	9	10	11	12	4th	
Male	14	9	5	0	1	2	2	1	2	1	0	0	0	0	37
Female	10	3	6	9	6	6	4	4	2	1	0	0	0	0	51
Total	24	12	11	9	7	8	6	5	4	2	0	0	0	0	88

Enrolment By Grade

For 469 - Immaculate Heart of Mary School, Corner Brook



* Data from the 2010-2011 AGR(Enrolment/Age as of the last day in Sept./Dec.)

** Newfoundland Statistics Classification System

*** May include itinerant teachers

District 804 - Native Federal

#018 - Sheshatshiu Innu School, Sheshatshiu

Classification: Rural
Offers Distance Education: No

Grades: Other Number of Grades: 0

[School FTE PTR : N/A](#)

[FTE Teachers](#) *** : 0.0

[Provincial FTE PTR : 12.0](#)

Enrolment By Age and Gender

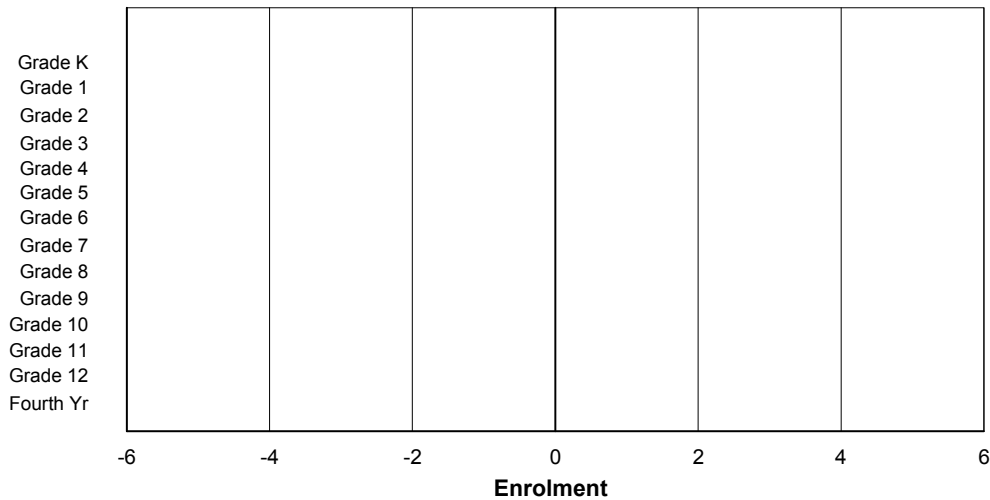
Gender	Age																Total
	5	6	7	8	9	10	11	12	13	14	15	16	17	18	19	20>	
Male	0	0	0	0	0	0	0	0	0	0	0	0	0	0	0	0	0
Female	0	0	0	0	0	0	0	0	0	0	0	0	0	0	0	0	0
Total	0	0	0	0	0	0	0	0	0	0	0	0	0	0	0	0	0

Enrolment By Grade and Gender

Gender	Grade														Total
	K	1	2	3	4	5	6	7	8	9	10	11	12	4th	
Male	0	0	0	0	0	0	0	0	0	0	0	0	0	0	0
Female	0	0	0	0	0	0	0	0	0	0	0	0	0	0	0
Total	0	0	0	0	0	0	0	0	0	0	0	0	0	0	0

Enrolment By Grade

For 018 - Sheshatshiu Innu School, Sheshatshiu



* Data from the 2010-2011 AGR(Enrolment/Age as of the last day in Sept./Dec.)

** Newfoundland Statistics Classification System

*** May include itinerant teachers

District 804 - Native Federal

#019 - Mushuau Innu Natuashish School, Natuashish

Classification: Rural
Offers Distance Education: No

Grades: Other Number of Grades: 0

[School FTE PTR : N/A](#)

[FTE Teachers](#) *** : 0.0

[Provincial FTE PTR : 12.0](#)

Enrolment By Age and Gender

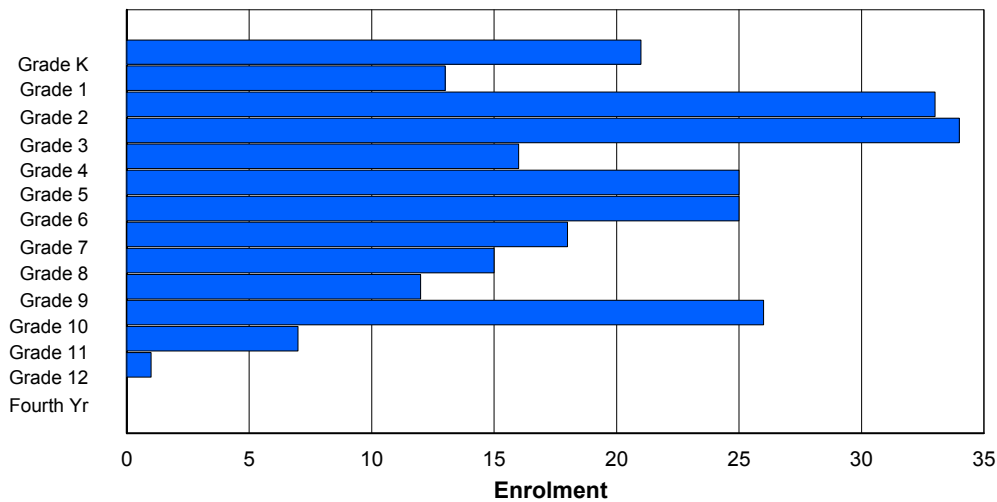
Gender	Age																Total
	5	6	7	8	9	10	11	12	13	14	15	16	17	18	19	20>	
Male	0	0	0	0	0	0	0	0	0	0	0	0	0	0	0	0	0
Female	0	0	0	0	0	0	0	0	0	0	0	0	0	0	0	0	0
Total	0	0	0	0	0	0	0	0	0	0	0	0	0	0	0	0	0

Enrolment By Grade and Gender

Gender	Grade														Total
	K	1	2	3	4	5	6	7	8	9	10	11	12	4th	
Male	0	0	0	0	0	0	0	0	0	0	0	0	0	0	0
Female	0	0	0	0	0	0	0	0	0	0	0	0	0	0	0
Total	0	0	0	0	0	0	0	0	0	0	0	0	0	0	0

Enrolment By Grade

For 019 - Mushuau Innu Natuashish School, Natuashish



* Data from the 2010-2011 AGR(Enrolment/Age as of the last day in Sept./Dec.)

** Newfoundland Statistics Classification System

*** May include itinerant teachers

District 804 - Native Federal

#376 - Se't Anneway Kegnamogwom, Conne River

Grades: K-12 Number of Grades: 13

Classification: Rural
Offers Distance Education: Yes

[School FTE PTR : N/A](#)

[FTE Teachers](#) *** : 0.0

[Provincial FTE PTR : 12.0](#)

Enrolment By Age and Gender

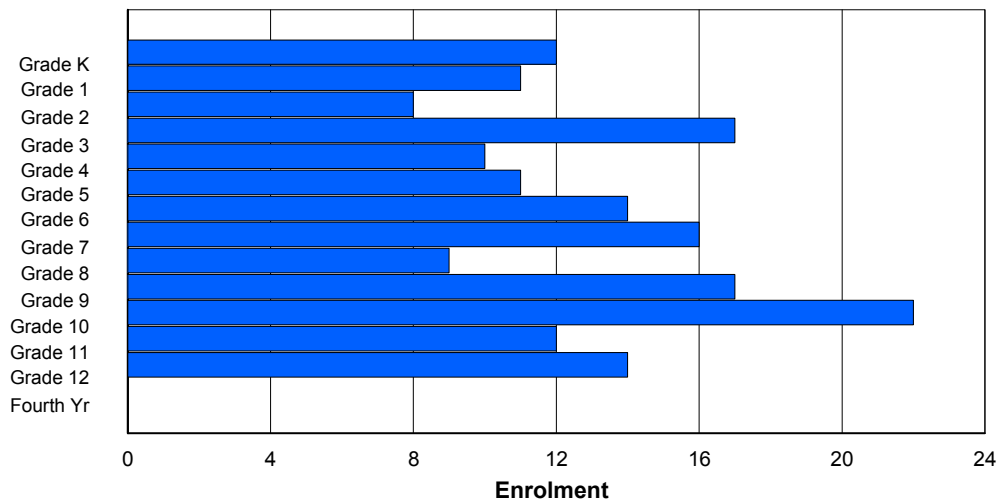
Gender	Age																Total
	5	6	7	8	9	10	11	12	13	14	15	16	17	18	19	20>	
Male	3	6	3	6	5	4	6	10	2	9	10	6	8	0	0	0	78
Female	9	5	5	11	5	7	8	6	7	8	12	6	6	0	0	0	95
Total	12	11	8	17	10	11	14	16	9	17	22	12	14	0	0	0	173

Enrolment By Grade and Gender

Gender	Grade														Total
	K	1	2	3	4	5	6	7	8	9	10	11	12	4th	
Male	3	6	3	6	5	4	6	10	2	9	10	6	8	0	78
Female	9	5	5	11	5	7	8	6	7	8	12	6	6	0	95
Total	12	11	8	17	10	11	14	16	9	17	22	12	14	0	173

Enrolment By Grade

For 376 - Se't Anneway Kegnamogwom, Conne River



* Data from the 2010-2011 AGR(Enrolment/Age as of the last day in Sept./Dec.)

** Newfoundland Statistics Classification System

*** May include itinerant teachers

District 903 - Social Service

#378 - NF & Lab Youth Centre, Whitbourne

Classification: Rural
Offers Distance Education: No

Grades: Other Number of Grades: 0

[School FTE PTR : N/A](#)

[FTE Teachers](#) *** : 6.0

[Provincial FTE PTR : 12.0](#)

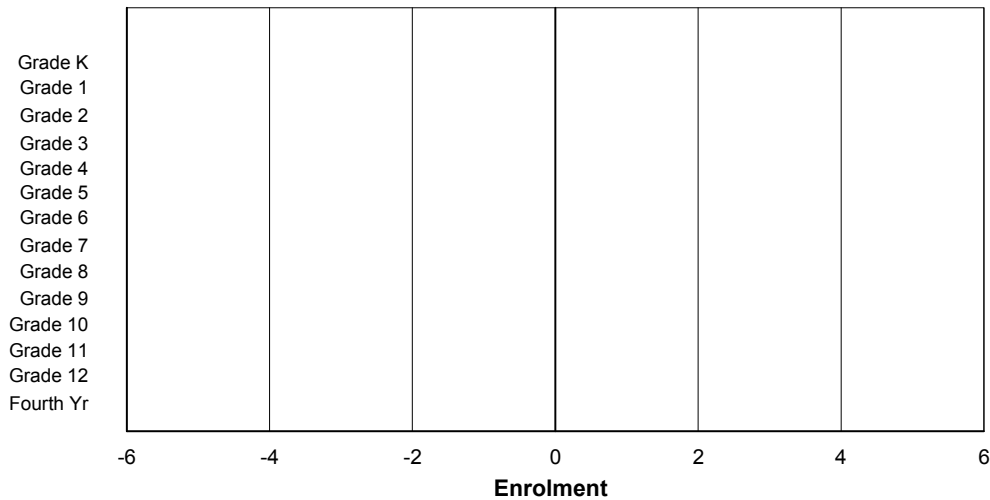
Enrolment By Age and Gender

Gender	Age																	Total
	5	6	7	8	9	10	11	12	13	14	15	16	17	18	19	20>		
Male	0	0	0	0	0	0	0	0	0	0	0	0	0	0	0	0	0	0
Female	0	0	0	0	0	0	0	0	0	0	0	0	0	0	0	0	0	0
Total	0	0	0	0	0	0	0	0	0	0	0	0	0	0	0	0	0	

Enrolment By Grade and Gender

Gender	Grade															Total
	K	1	2	3	4	5	6	7	8	9	10	11	12	4th		
Male	0	0	0	0	0	0	0	0	0	0	0	0	0	0	0	
Female	0	0	0	0	0	0	0	0	0	0	0	0	0	0	0	
Total	0	0	0	0	0	0	0	0	0	0	0	0	0	0	0	

Enrolment By Grade
For 378 - NF & Lab Youth Centre, Whitbourne



* Data from the 2010-2011 AGR(Enrolment/Age as of the last day in Sept./Dec.)

** Newfoundland Statistics Classification System

*** May include itinerant teachers

Number of Schools: 282

* Data from the 2010-2011 AGR(Enrolment/Age as of the last day in Sept./Dec.)

** Newfoundland Statistics Classification System

*** May include itinerant teachers