

District 3 - Nova Central

School #: 128 Long Island Academy

Number Operations

School

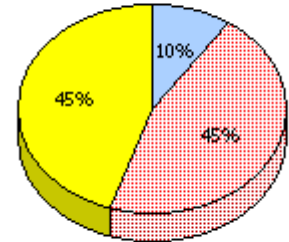
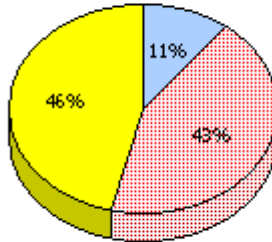
School data with 5 or fewer students withheld for reasons of confidentiality.

District

Province

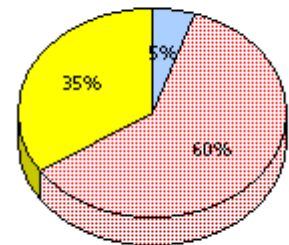
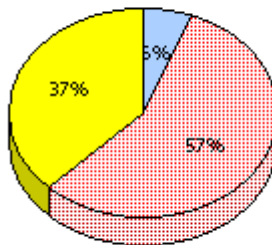
2011

AGR (1)



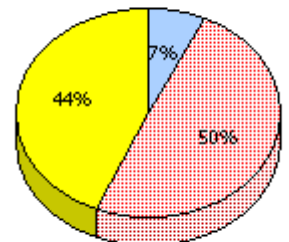
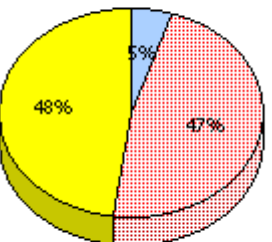
2010

AGR (0)



2009

AGR (2)



2008

AGR (1)



Unknown



Not Yet Meeting (1 or 2)



Meeting or Exceeding (3,4,5)

* In some cases, CRT numbers may exceed AGR numbers based on late enrolments. Pie chart is based on the number of students who wrote the CRT.

* Number Operations score is composite of Reasoning, Communication, Connections and Representations, and Problem Solving.

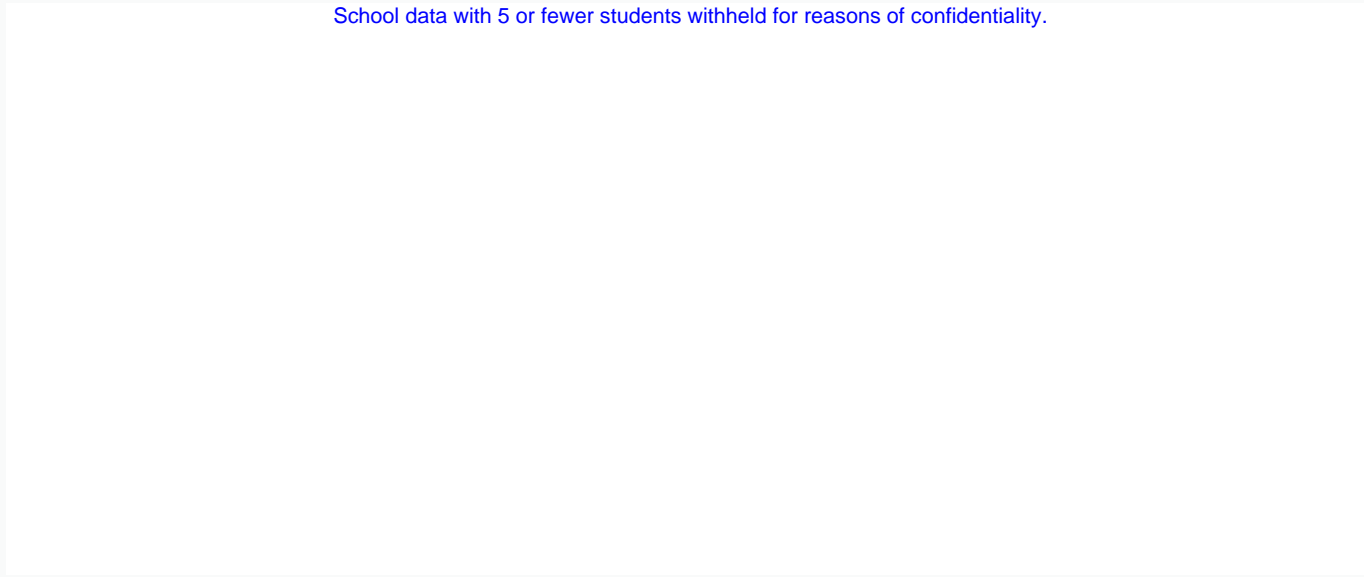
District 3 - Nova Central

School #: 128 Long Island Academy

Number Operations

Percentage of students at level 3 or above (2008 - 2011)

School data with 5 or fewer students withheld for reasons of confidentiality.



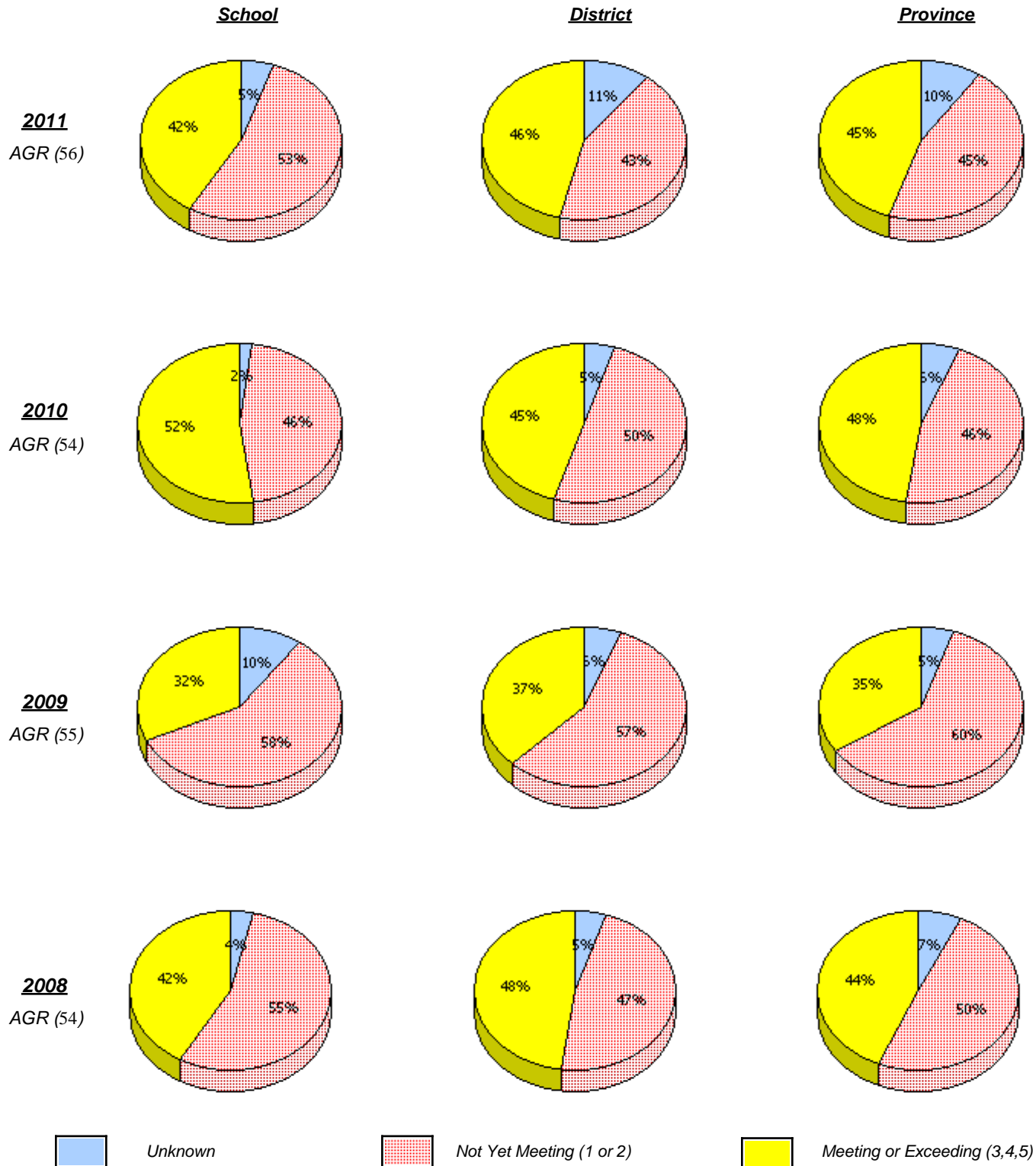
* In some cases, CRT numbers may exceed AGR numbers based on late enrolments. Pie chart is based on the number of students who wrote the CRT.

* Number Operations score is composite of Reasoning, Communication, Connections and Representations, and Problem Solving.

District 3 - Nova Central

School #: 133 Memorial Academy

Number Operations



* In some cases, CRT numbers may exceed AGR numbers based on late enrolments. Pie chart is based on the number of students who wrote the CRT.

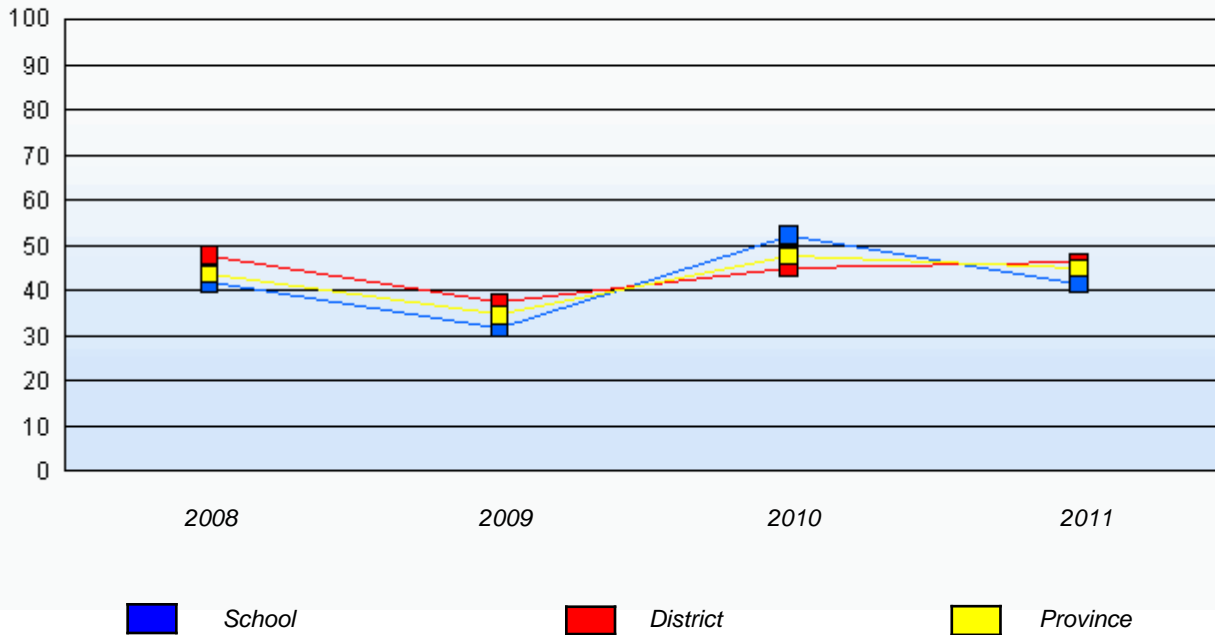
* Number Operations score is composite of Reasoning, Communication, Connections and Representations, and Problem Solving.

District 3 - Nova Central

School #: 133 Memorial Academy

Number Operations

Percentage of students at level 3 or above (2008 - 2011)



* In some cases, CRT numbers may exceed AGR numbers based on late enrolments. Pie chart is based on the number of students who wrote the CRT.

* Number Operations score is composite of Reasoning, Communication, Connections and Representations, and Problem Solving.

Source: Division of Evaluation and Research, Department of Education

District 3 - Nova Central

School #: 138 Victoria Academy

Number Operations

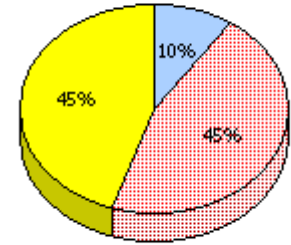
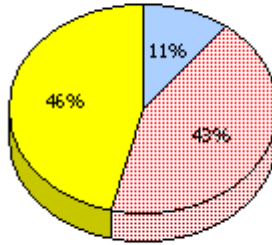
School

School data with 5 or fewer students withheld for reasons of confidentiality.

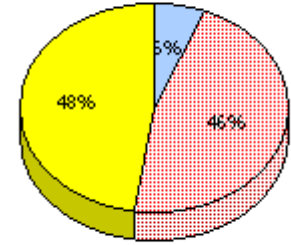
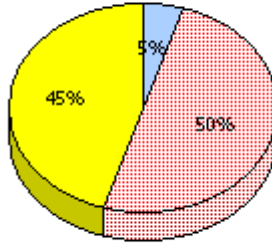
District

Province

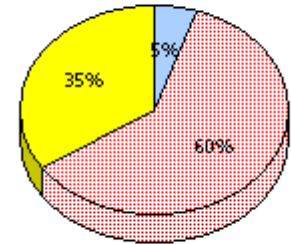
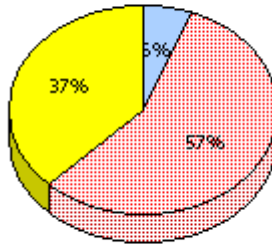
2011
AGR (3)



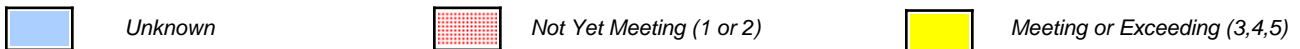
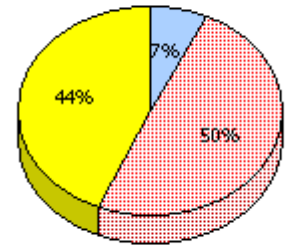
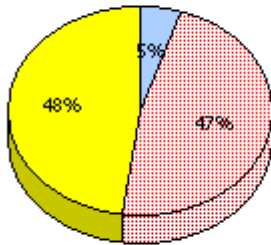
2010
AGR (4)



2009
AGR (3)



2008
AGR (2)



* In some cases, CRT numbers may exceed AGR numbers based on late enrolments. Pie chart is based on the number of students who wrote the CRT.

* Number Operations score is composite of Reasoning, Communication, Connections and Representations, and Problem Solving.

District 3 - Nova Central

School #: 138 Victoria Academy

Number Operations

Percentage of students at level 3 or above (2008 - 2011)

School data with 5 or fewer students withheld for reasons of confidentiality.



* In some cases, CRT numbers may exceed AGR numbers based on late enrolments. Pie chart is based on the number of students who wrote the CRT.

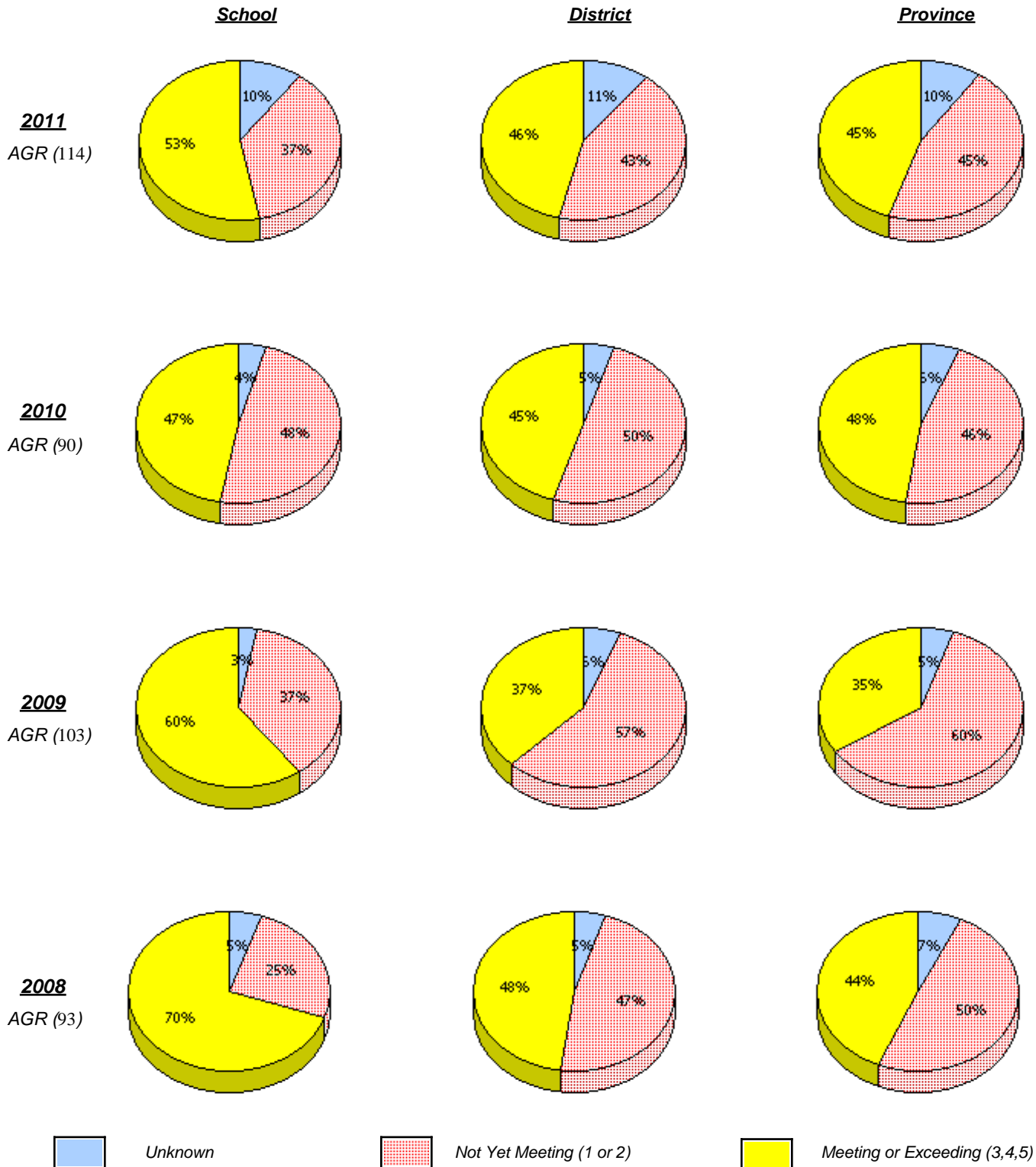
* Number Operations score is composite of Reasoning, Communication, Connections and Representations, and Problem Solving.

Source: Division of Evaluation and Research, Department of Education

District 3 - Nova Central

School #: 143 Millcrest Academy

Number Operations



* In some cases, CRT numbers may exceed AGR numbers based on late enrolments. Pie chart is based on the number of students who wrote the CRT.

* Number Operations score is composite of Reasoning, Communication, Connections and Representations, and Problem Solving.

District 3 - Nova Central

School #: 143 Millcrest Academy

Number Operations

Percentage of students at level 3 or above (2008 - 2011)



* In some cases, CRT numbers may exceed AGR numbers based on late enrolments. Pie chart is based on the number of students who wrote the CRT.

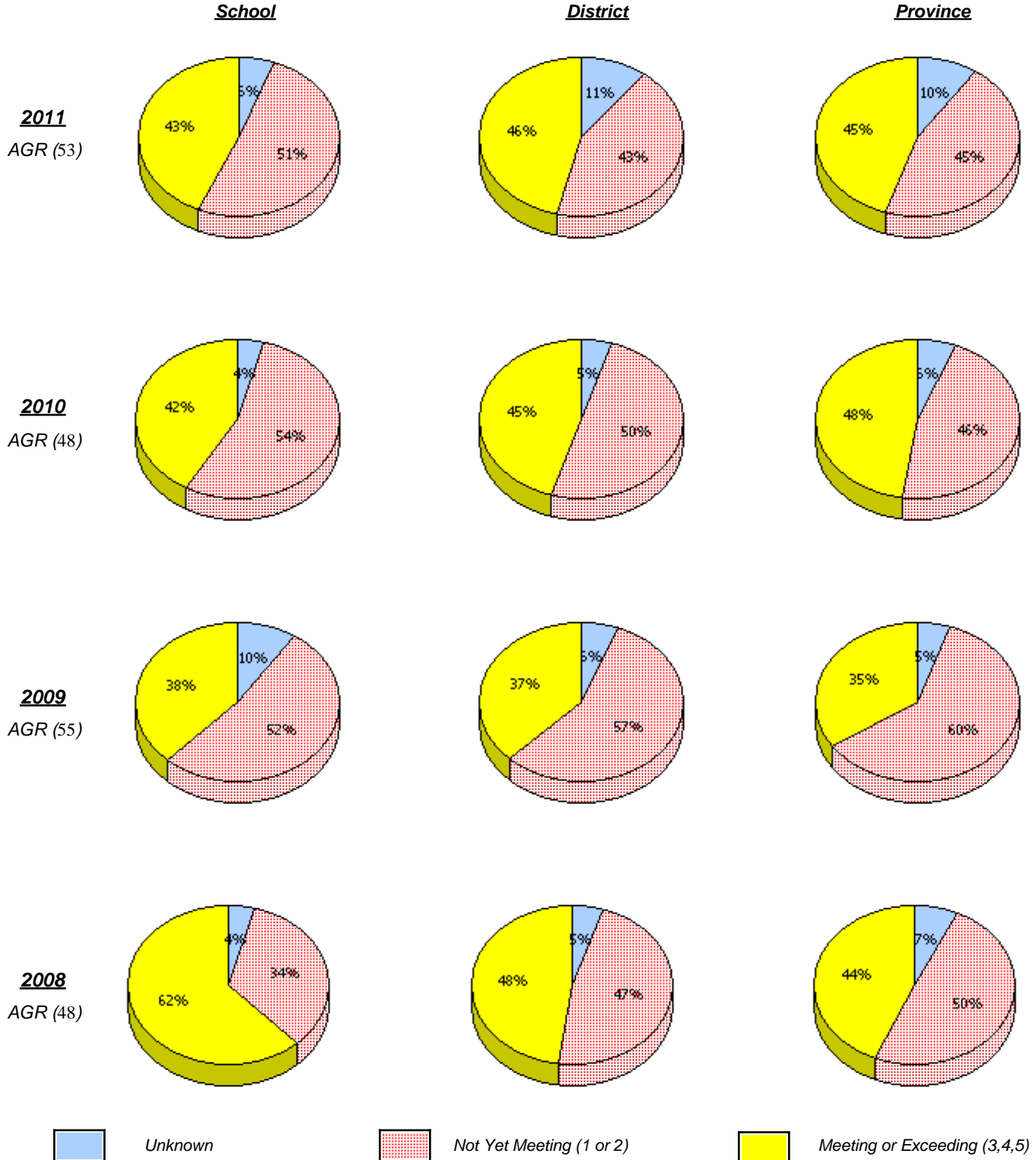
* Number Operations score is composite of Reasoning, Communication, Connections and Representations, and Problem Solving.

Source: Division of Evaluation and Research, Department of Education

District 3 - Nova Central

School #: 144 Sprucewood Academy

Number Operations



* In some cases, CRT numbers may exceed AGR numbers based on late enrolments. Pie chart is based on the number of students who wrote the CRT.

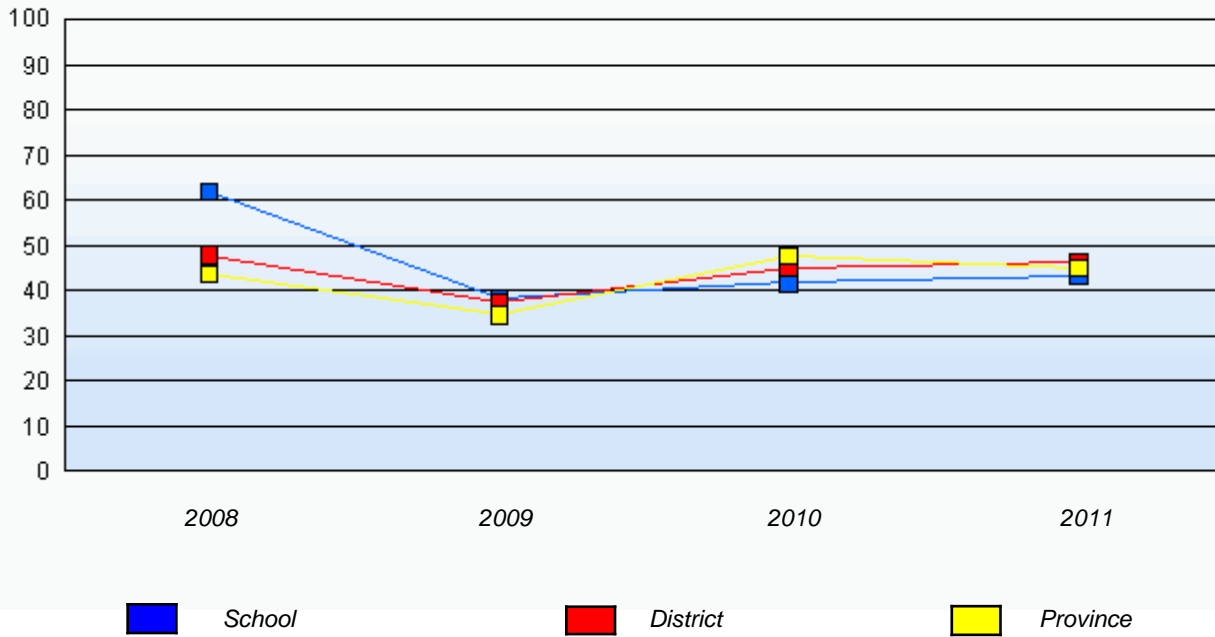
* Number Operations score is composite of Reasoning, Communication, Connections and Representations, and Problem Solving.

District 3 - Nova Central

School #: 144 Sprucewood Academy

Number Operations

Percentage of students at level 3 or above (2008 - 2011)



* In some cases, CRT numbers may exceed AGR numbers based on late enrolments. Pie chart is based on the number of students who wrote the CRT.

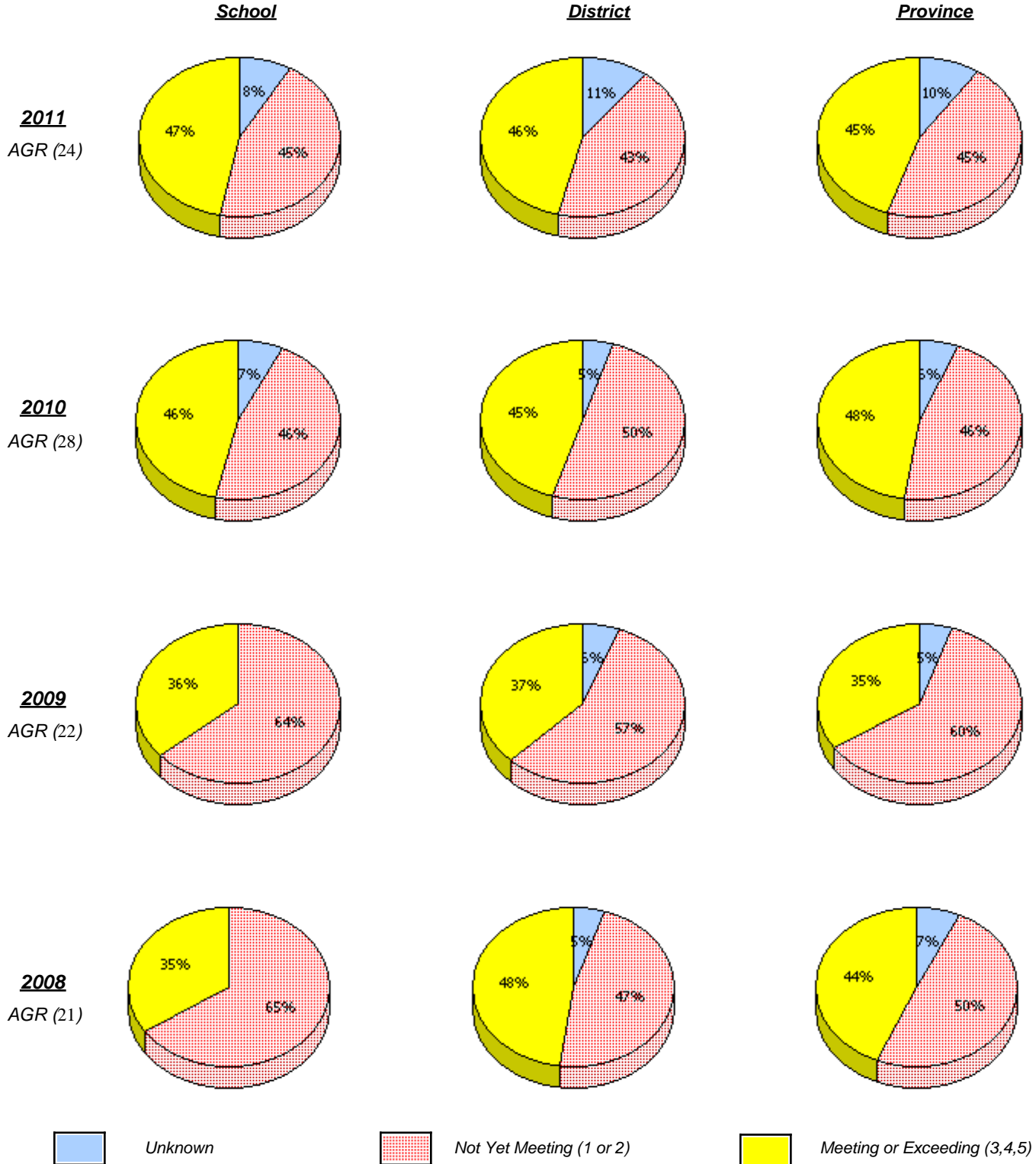
* Number Operations score is composite of Reasoning, Communication, Connections and Representations, and Problem Solving.

Source: Division of Evaluation and Research, Department of Education

District 3 - Nova Central

School #: 150 St. Joseph's Elementary

Number Operations



* In some cases, CRT numbers may exceed AGR numbers based on late enrolments. Pie chart is based on the number of students who wrote the CRT.

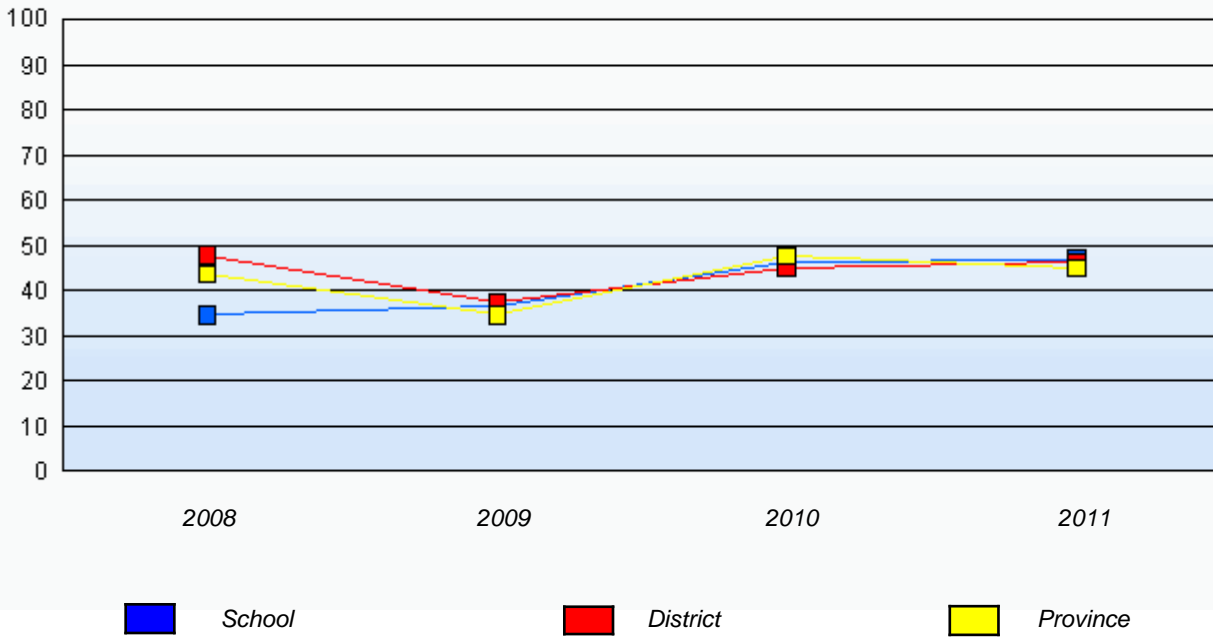
* Number Operations score is composite of Reasoning, Communication, Connections and Representations, and Problem Solving.

District 3 - Nova Central

School #: 150 St. Joseph's Elementary

Number Operations

Percentage of students at level 3 or above (2008 - 2011)



* In some cases, CRT numbers may exceed AGR numbers based on late enrolments. Pie chart is based on the number of students who wrote the CRT.

* Number Operations score is composite of Reasoning, Communication, Connections and Representations, and Problem Solving.

Source: Division of Evaluation and Research, Department of Education

District 3 - Nova Central

School #: 151 John Watkins Academy

Number Operations

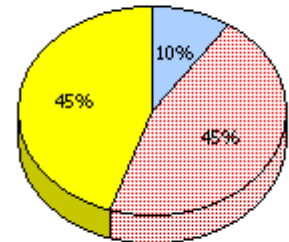
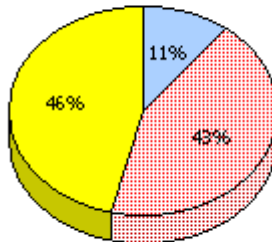
School

School data with 5 or fewer students withheld for reasons of confidentiality.

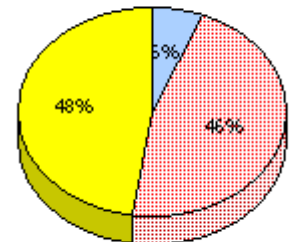
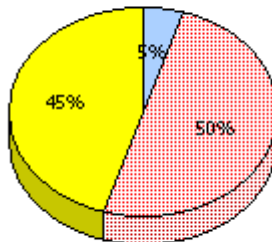
District

Province

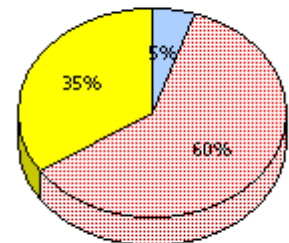
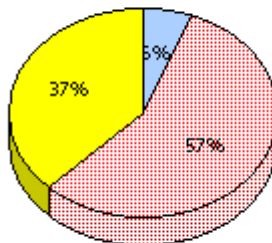
2011
AGR (3)



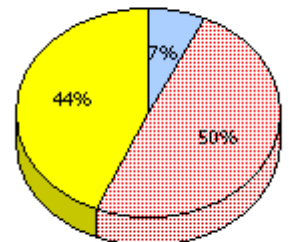
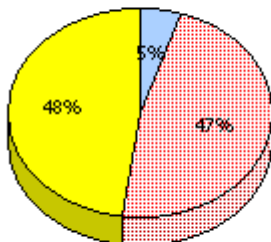
2010
AGR (8)



2009
AGR (7)



2008
AGR (9)



Unknown



Not Yet Meeting (1 or 2)



Meeting or Exceeding (3,4,5)

* In some cases, CRT numbers may exceed AGR numbers based on late enrolments. Pie chart is based on the number of students who wrote the CRT.

* Number Operations score is composite of Reasoning, Communication, Connections and Representations, and Problem Solving.

District 3 - Nova Central

School #: 151 John Watkins Academy

Number Operations

Percentage of students at level 3 or above (2008 - 2011)

School data with 5 or fewer students withheld for reasons of confidentiality.



* In some cases, CRT numbers may exceed AGR numbers based on late enrolments. Pie chart is based on the number of students who wrote the CRT.

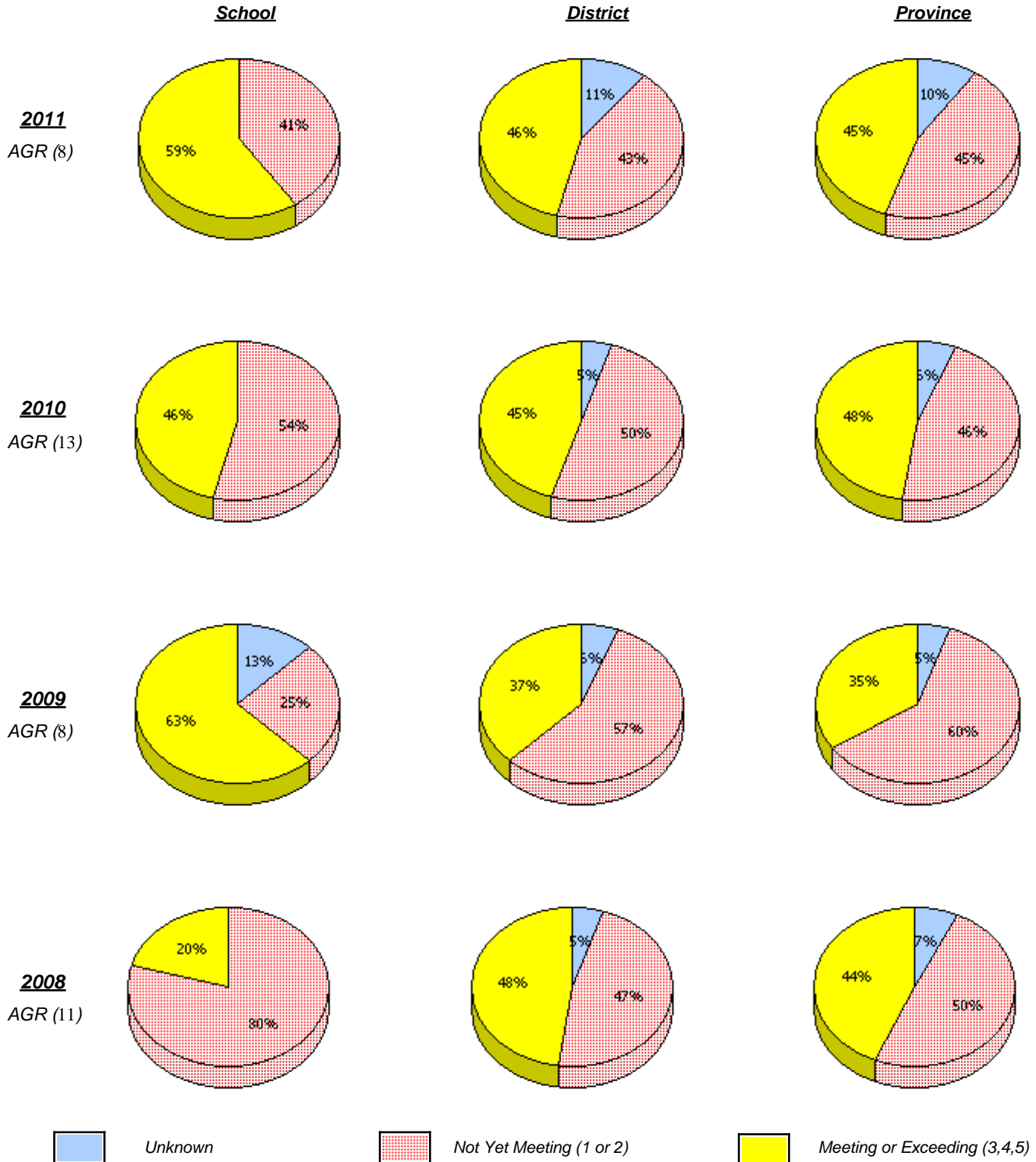
* Number Operations score is composite of Reasoning, Communication, Connections and Representations, and Problem Solving.

Source: Division of Evaluation and Research, Department of Education

District 3 - Nova Central

School #: 152 Valmont Academy

Number Operations



* In some cases, CRT numbers may exceed AGR numbers based on late enrolments. Pie chart is based on the number of students who wrote the CRT.

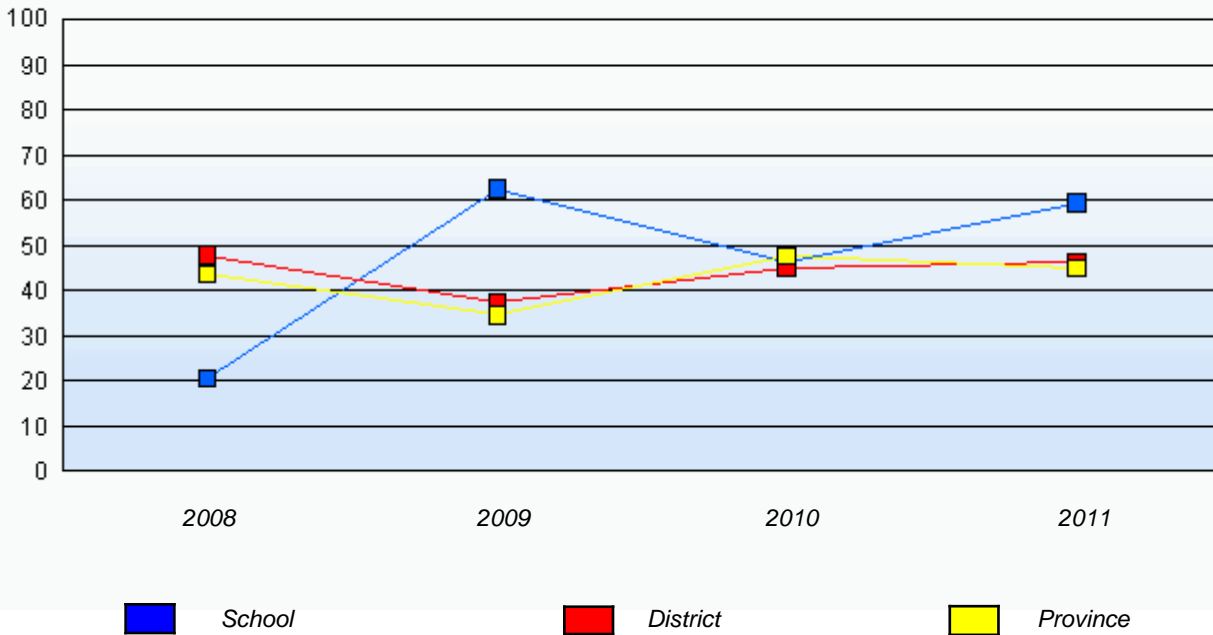
* Number Operations score is composite of Reasoning, Communication, Connections and Representations, and Problem Solving.

District 3 - Nova Central

School #: 152 Valmont Academy

Number Operations

Percentage of students at level 3 or above (2008 - 2011)



* In some cases, CRT numbers may exceed AGR numbers based on late enrolments. Pie chart is based on the number of students who wrote the CRT.

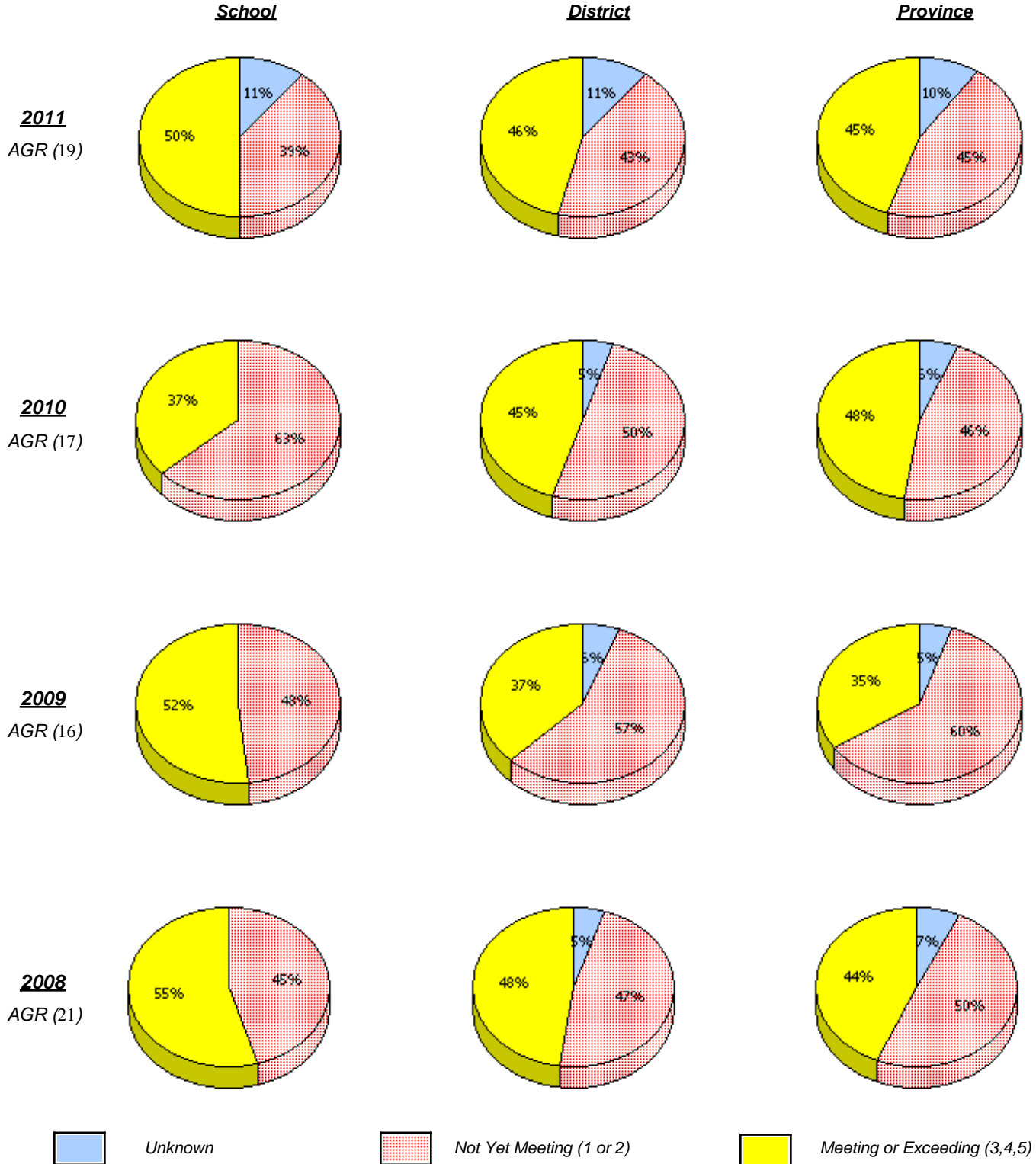
* Number Operations score is composite of Reasoning, Communication, Connections and Representations, and Problem Solving.

Source: Division of Evaluation and Research, Department of Education

District 3 - Nova Central

School #: 154 Hillside Elementary

Number Operations



* In some cases, CRT numbers may exceed AGR numbers based on late enrolments. Pie chart is based on the number of students who wrote the CRT.

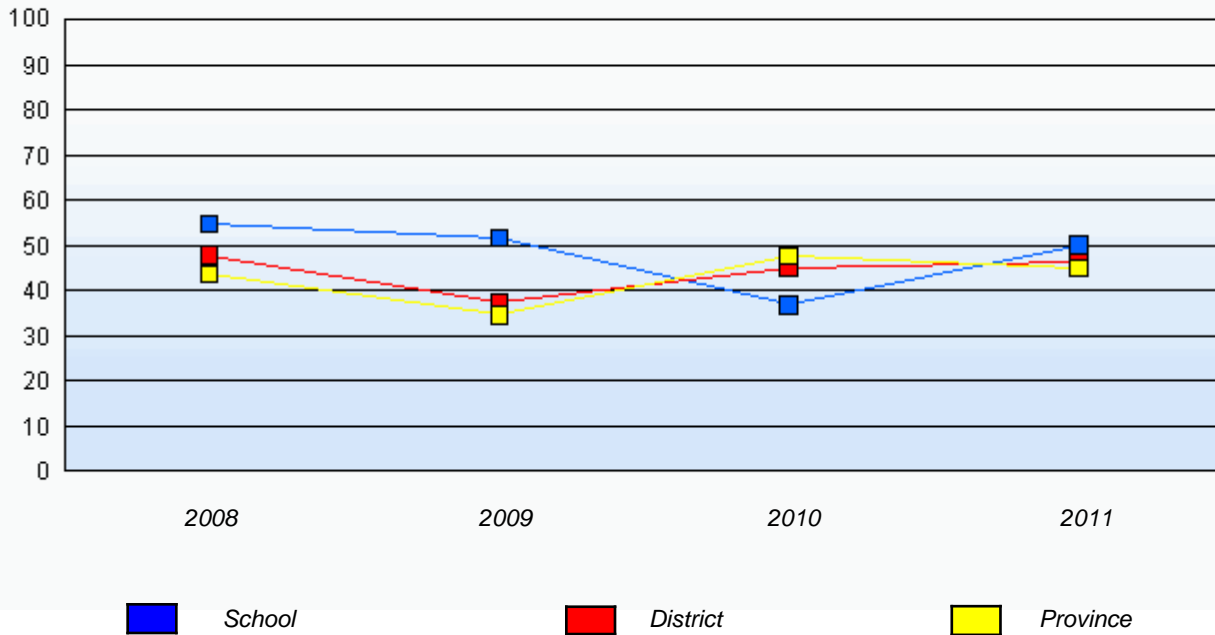
* Number Operations score is composite of Reasoning, Communication, Connections and Representations, and Problem Solving.

District 3 - Nova Central

School #: 154 Hillside Elementary

Number Operations

Percentage of students at level 3 or above (2008 - 2011)



* In some cases, CRT numbers may exceed AGR numbers based on late enrolments. Pie chart is based on the number of students who wrote the CRT.

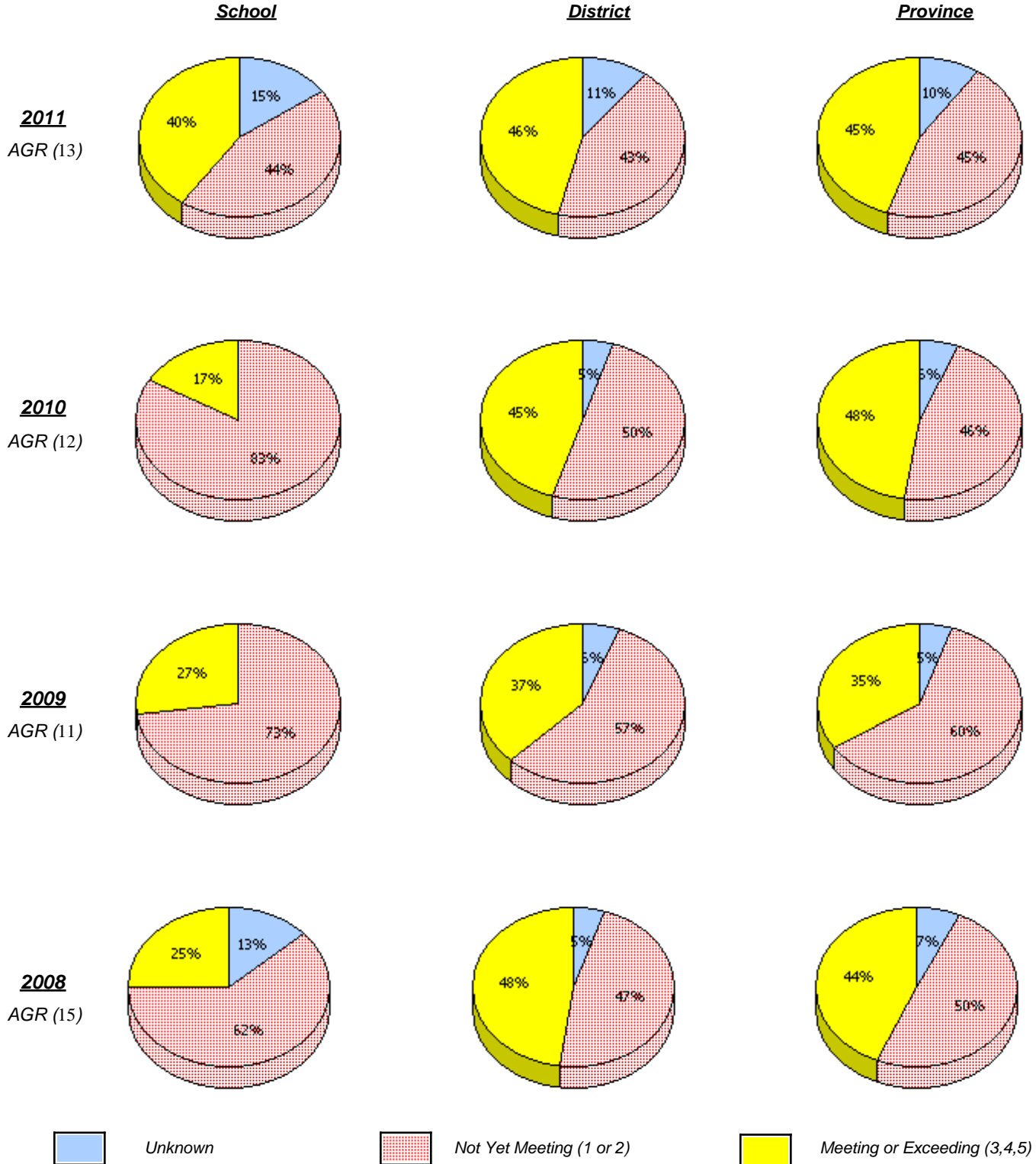
* Number Operations score is composite of Reasoning, Communication, Connections and Representations, and Problem Solving.

Source: Division of Evaluation and Research, Department of Education

District 3 - Nova Central

School #: 158 MSB Regional Academy

Number Operations



* In some cases, CRT numbers may exceed AGR numbers based on late enrolments. Pie chart is based on the number of students who wrote the CRT.

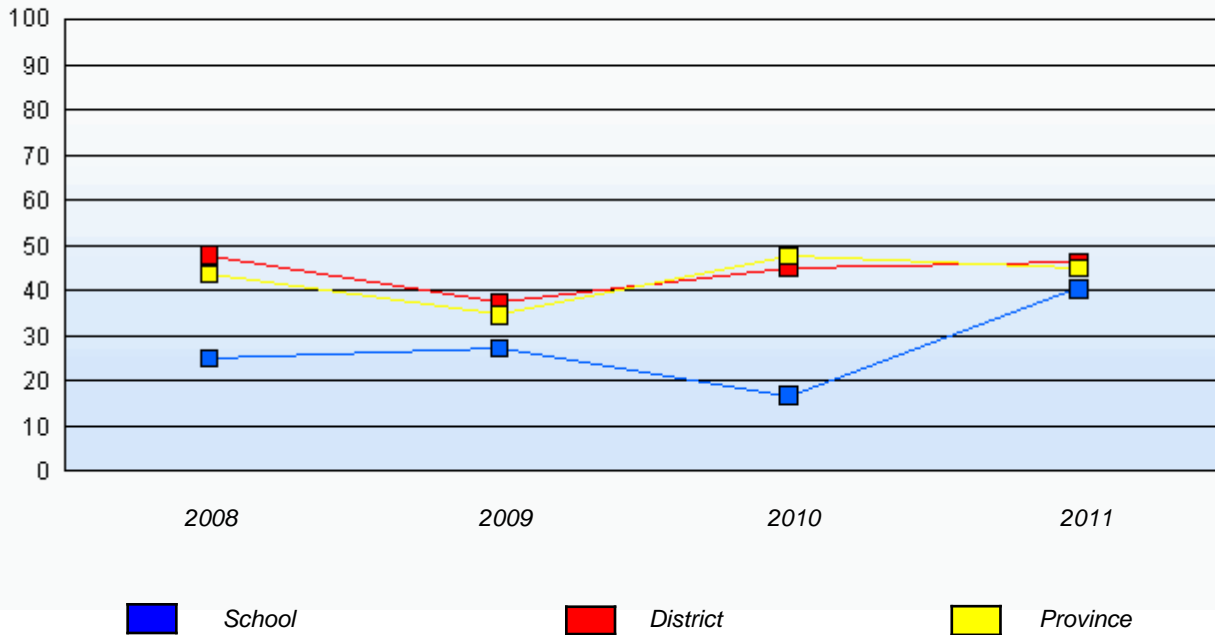
* Number Operations score is composite of Reasoning, Communication, Connections and Representations, and Problem Solving.

District 3 - Nova Central

School #: 158 MSB Regional Academy

Number Operations

Percentage of students at level 3 or above (2008 - 2011)



* In some cases, CRT numbers may exceed AGR numbers based on late enrolments. Pie chart is based on the number of students who wrote the CRT.

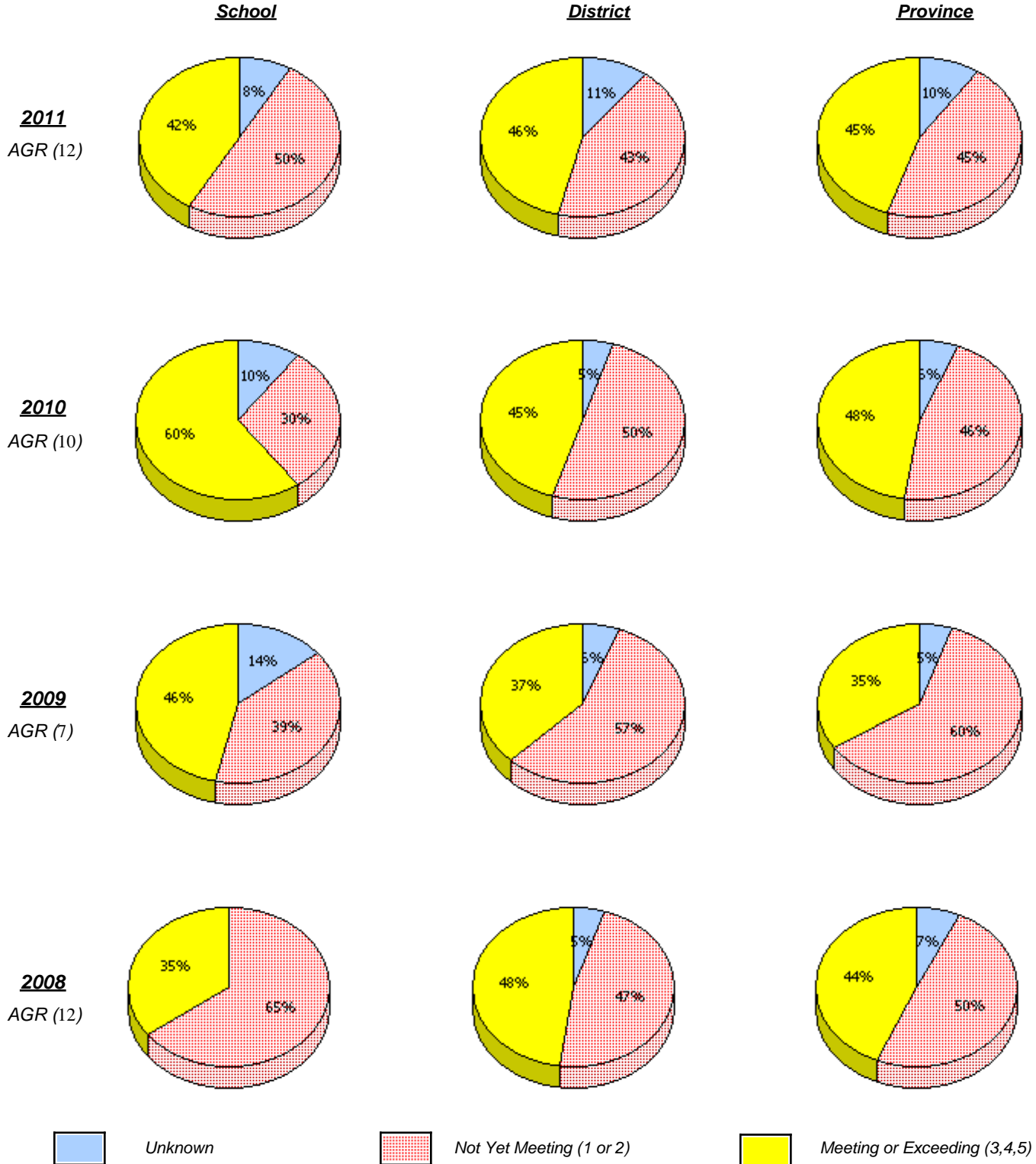
* Number Operations score is composite of Reasoning, Communication, Connections and Representations, and Problem Solving.

Source: Division of Evaluation and Research, Department of Education

District 3 - Nova Central

School #: 163 Point Leamington Academy

Number Operations



* In some cases, CRT numbers may exceed AGR numbers based on late enrolments. Pie chart is based on the number of students who wrote the CRT.

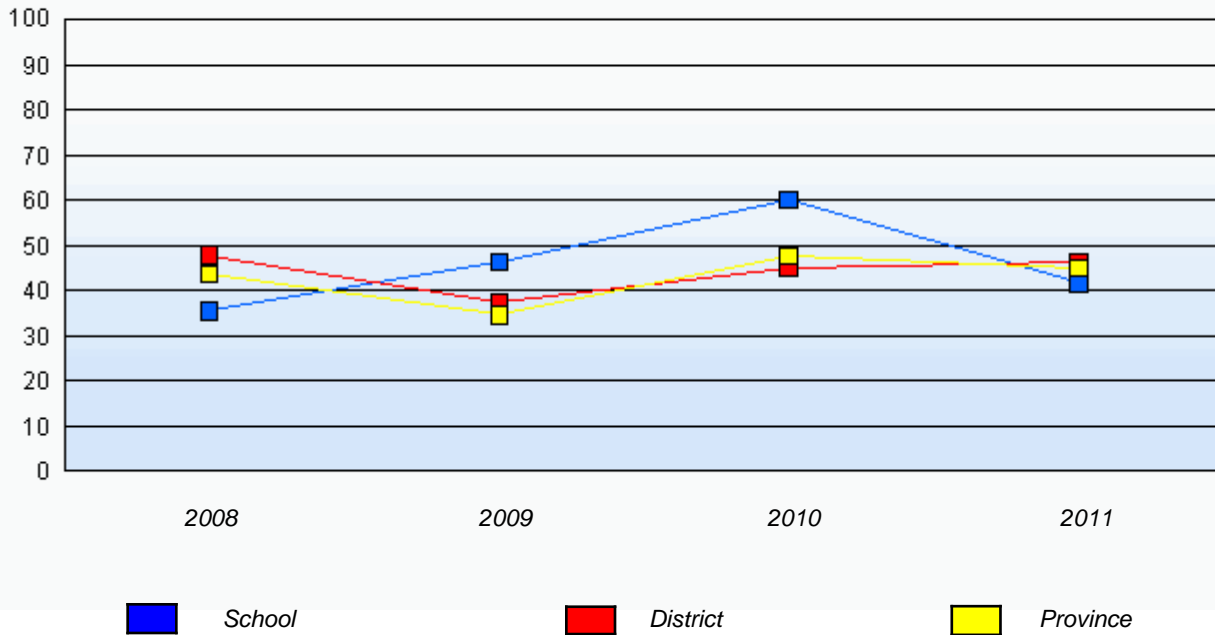
* Number Operations score is composite of Reasoning, Communication, Connections and Representations, and Problem Solving.

District 3 - Nova Central

School #: 163 Point Leamington Academy

Number Operations

Percentage of students at level 3 or above (2008 - 2011)



* In some cases, CRT numbers may exceed AGR numbers based on late enrolments. Pie chart is based on the number of students who wrote the CRT.

* Number Operations score is composite of Reasoning, Communication, Connections and Representations, and Problem Solving.

Source: Division of Evaluation and Research, Department of Education

District 3 - Nova Central

School #: 165 St. Stephen's AG

Number Operations

School

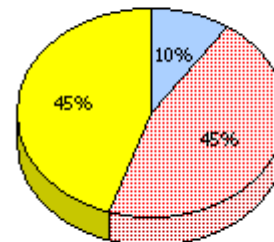
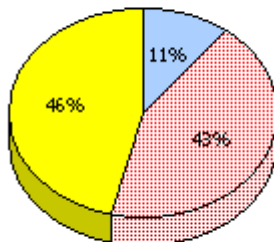
School data with 5 or fewer students withheld for reasons of confidentiality.

District

Province

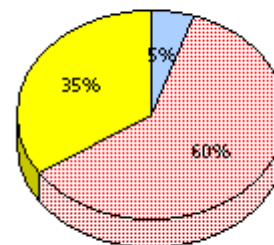
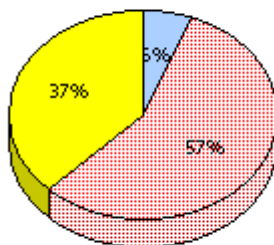
2011

AGR (3)



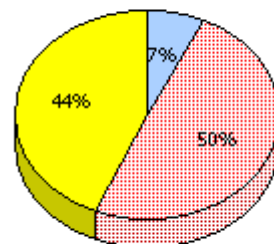
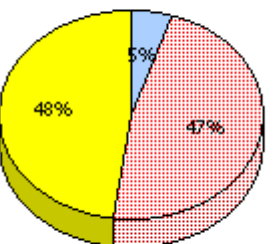
2010

AGR (0)



2009

AGR (2)



2008

AGR (1)



Unknown



Not Yet Meeting (1 or 2)



Meeting or Exceeding (3,4,5)

* In some cases, CRT numbers may exceed AGR numbers based on late enrolments. Pie chart is based on the number of students who wrote the CRT.

* Number Operations score is composite of Reasoning, Communication, Connections and Representations, and Problem Solving.

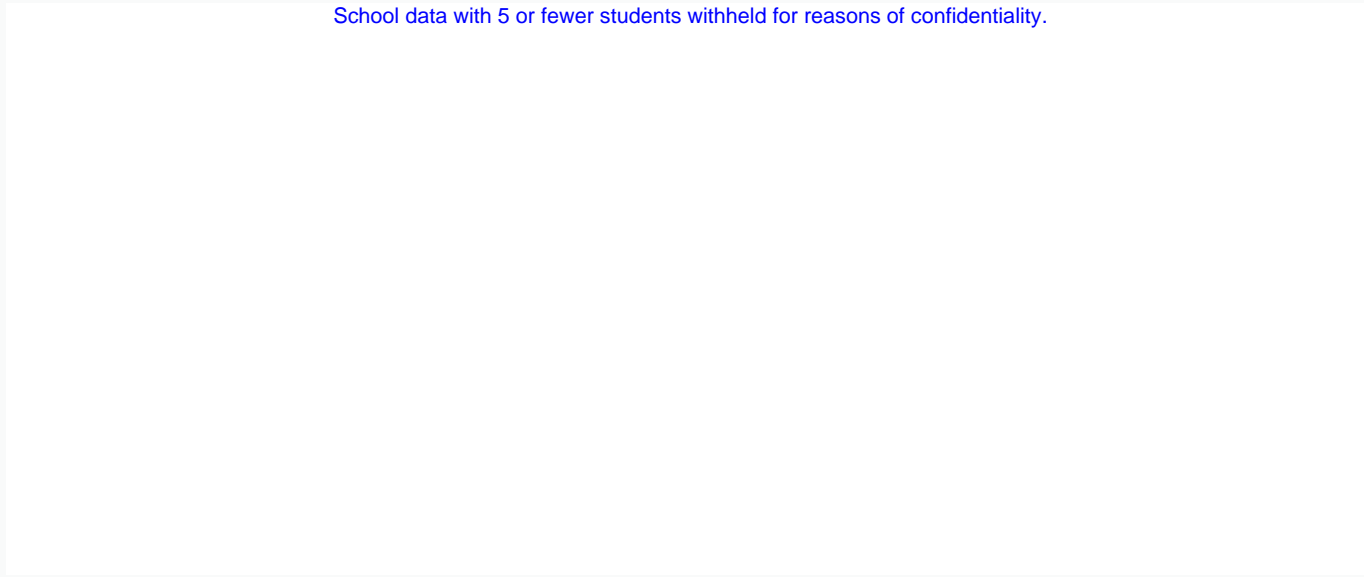
District 3 - Nova Central

School #: 165 St. Stephen's AG

Number Operations

Percentage of students at level 3 or above (2008 - 2011)

School data with 5 or fewer students withheld for reasons of confidentiality.



2008

2009

2010

2011



School



District



Province

* In some cases, CRT numbers may exceed AGR numbers based on late enrolments. Pie chart is based on the number of students who wrote the CRT.

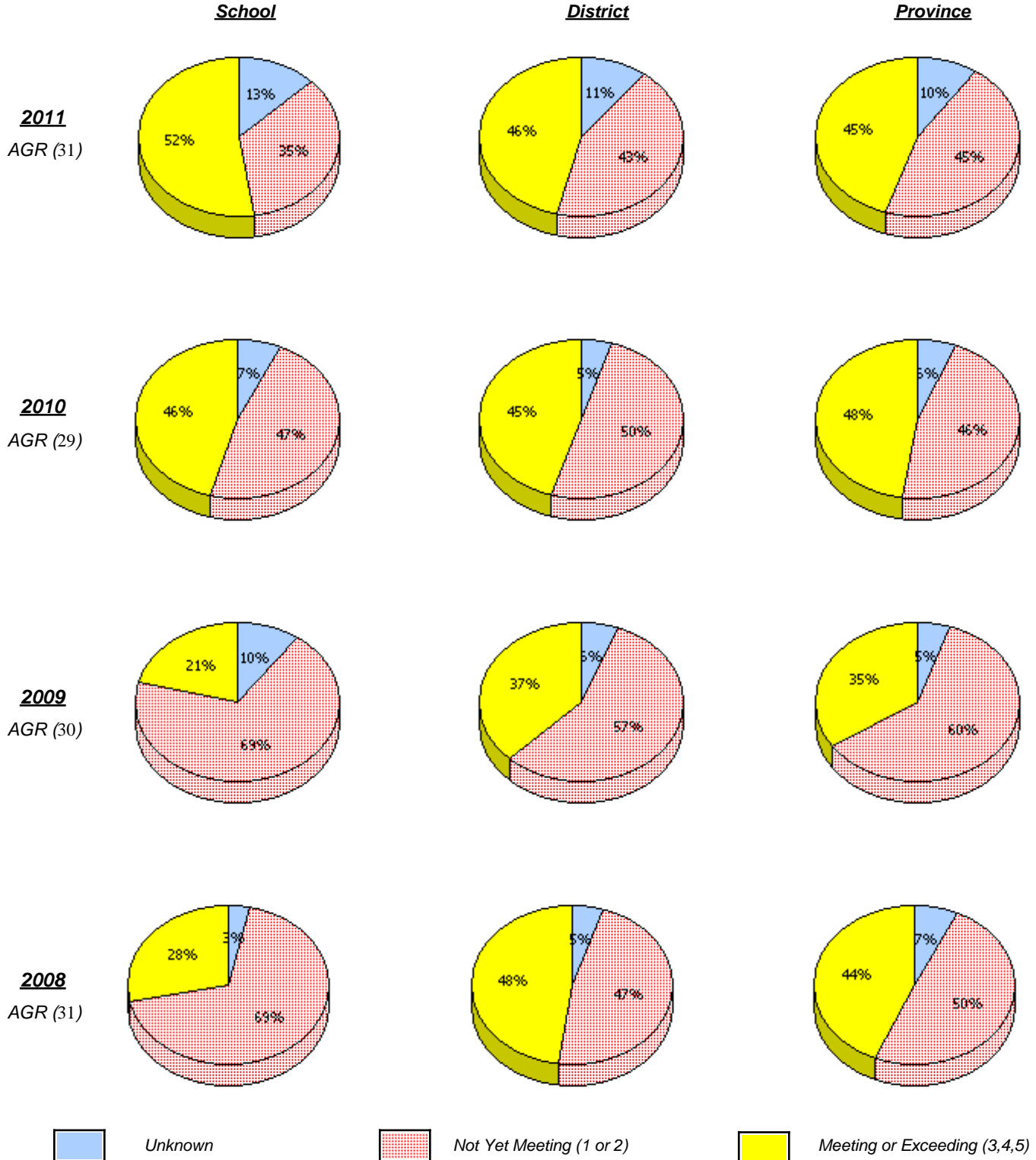
* Number Operations score is composite of Reasoning, Communication, Connections and Representations, and Problem Solving.

Source: Division of Evaluation and Research, Department of Education

District 3 - Nova Central

School #: 167 Green Bay South Academy

Number Operations



* In some cases, CRT numbers may exceed AGR numbers based on late enrolments. Pie chart is based on the number of students who wrote the CRT.

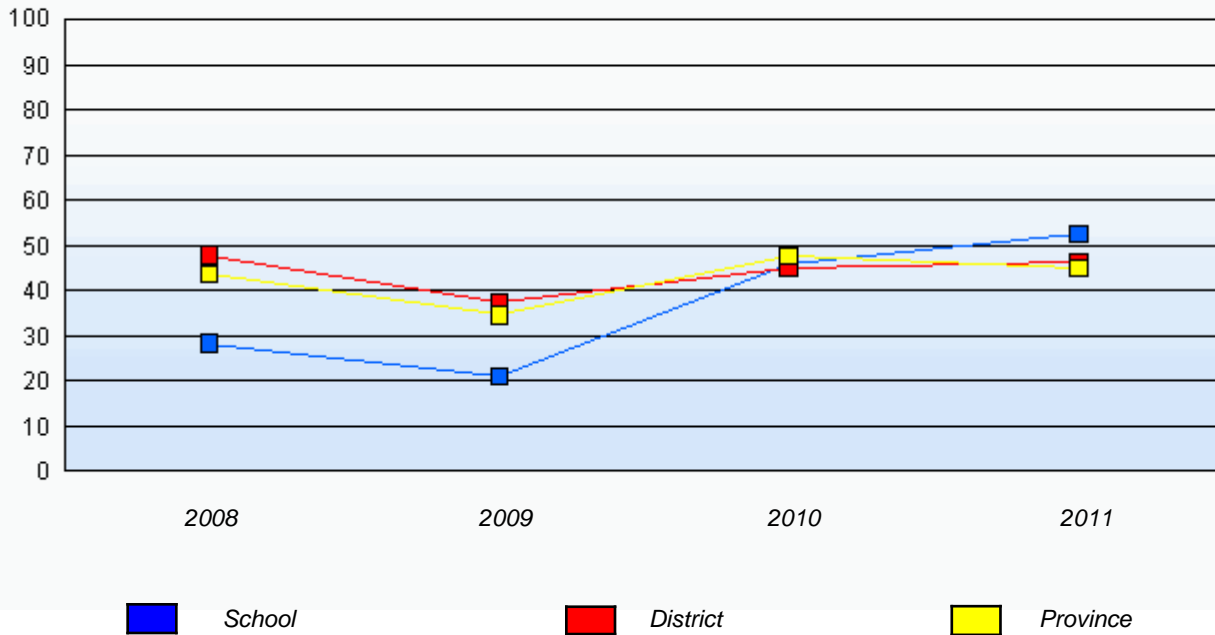
* Number Operations score is composite of Reasoning, Communication, Connections and Representations, and Problem Solving.

District 3 - Nova Central

School #: 167 Green Bay South Academy

Number Operations

Percentage of students at level 3 or above (2008 - 2011)



* In some cases, CRT numbers may exceed AGR numbers based on late enrolments. Pie chart is based on the number of students who wrote the CRT.

* Number Operations score is composite of Reasoning, Communication, Connections and Representations, and Problem Solving.

Source: Division of Evaluation and Research, Department of Education

District 3 - Nova Central

School #: 174 St. Peter's Academy

Number Operations

School

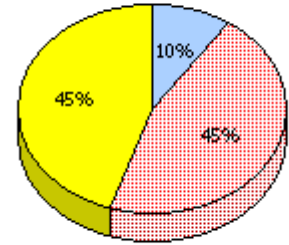
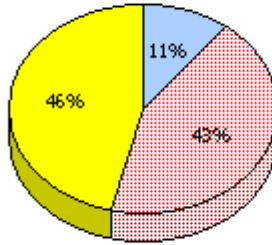
School data with 5 or fewer students withheld for reasons of confidentiality.

District

Province

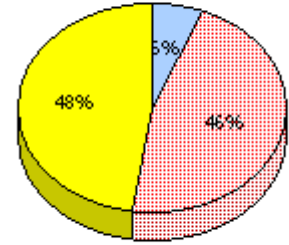
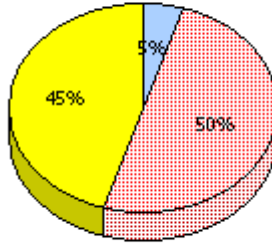
2011

AGR (5)



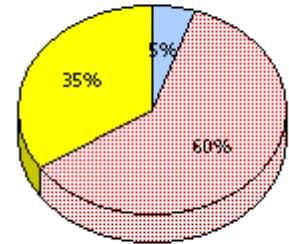
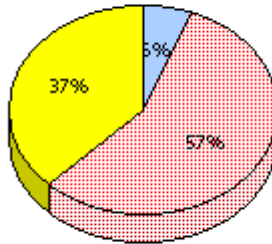
2010

AGR (1)



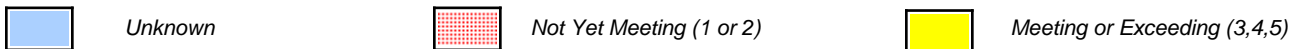
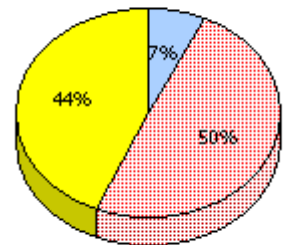
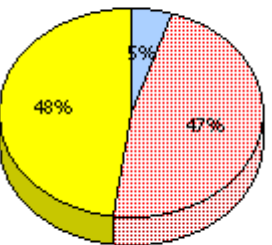
2009

AGR (2)



2008

AGR (3)



* In some cases, CRT numbers may exceed AGR numbers based on late enrolments. Pie chart is based on the number of students who wrote the CRT.

* Number Operations score is composite of Reasoning, Communication, Connections and Representations, and Problem Solving.

District 3 - Nova Central

School #: 174 St. Peter's Academy

Number Operations

Percentage of students at level 3 or above (2008 - 2011)

School data with 5 or fewer students withheld for reasons of confidentiality.



* In some cases, CRT numbers may exceed AGR numbers based on late enrolments. Pie chart is based on the number of students who wrote the CRT.

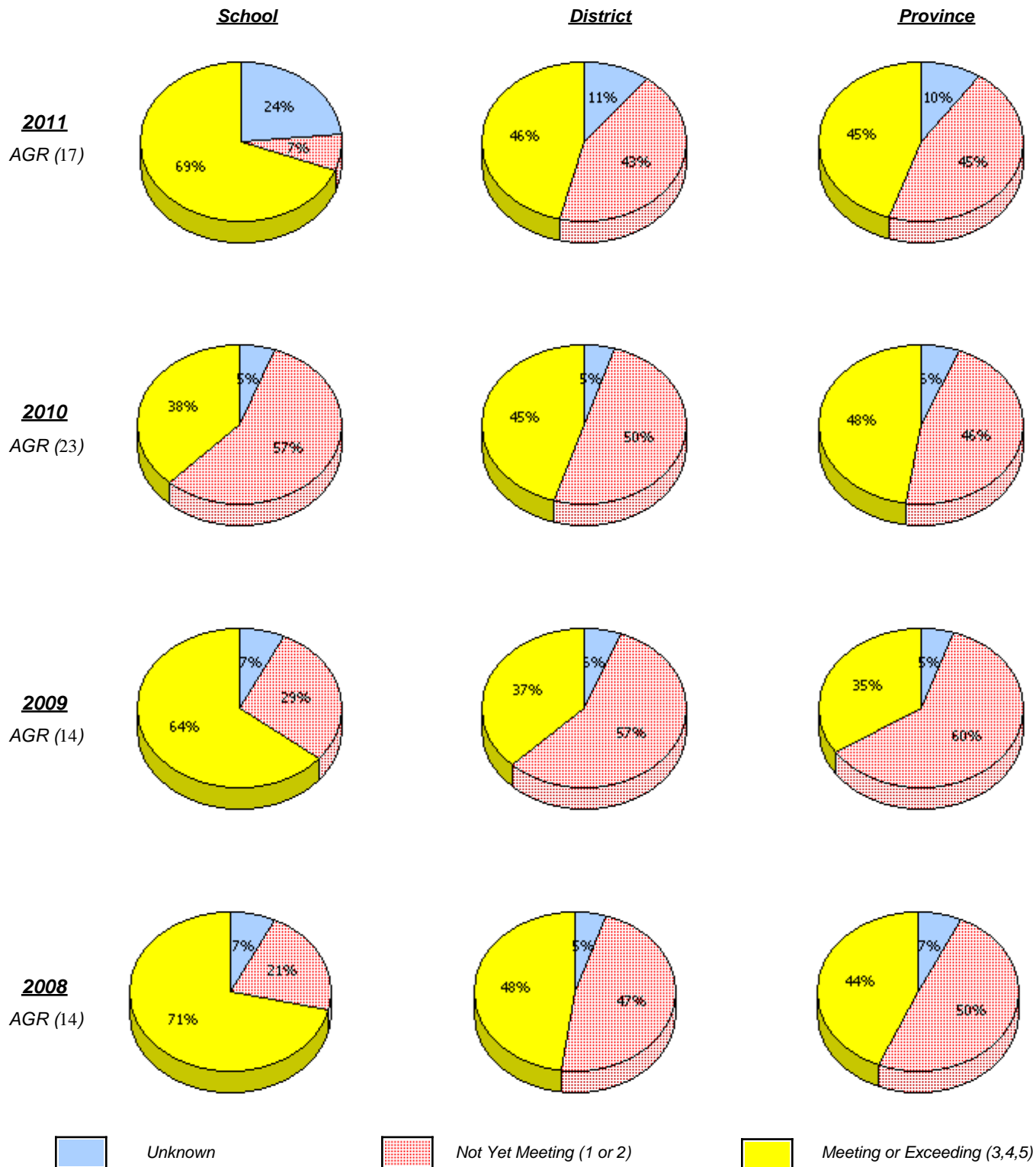
* Number Operations score is composite of Reasoning, Communication, Connections and Representations, and Problem Solving.

Source: Division of Evaluation and Research, Department of Education

District 3 - Nova Central

School #: 177 Greenwood Academy

Number Operations



* In some cases, CRT numbers may exceed AGR numbers based on late enrolments. Pie chart is based on the number of students who wrote the CRT.

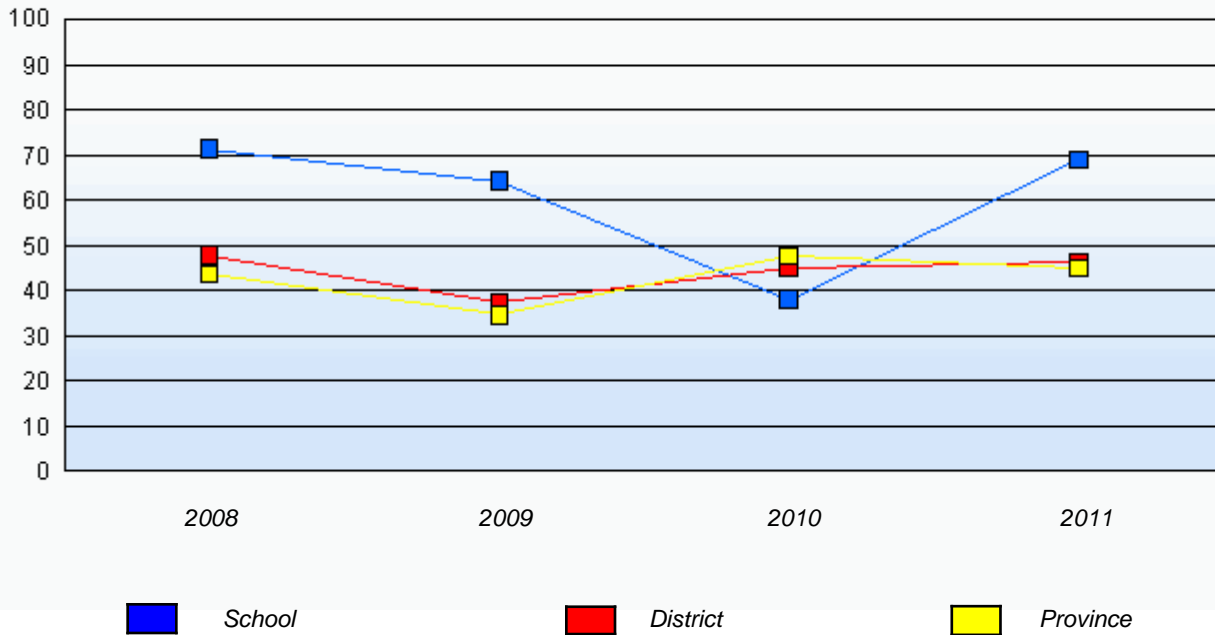
* Number Operations score is composite of Reasoning, Communication, Connections and Representations, and Problem Solving.

District 3 - Nova Central

School #: 177 Greenwood Academy

Number Operations

Percentage of students at level 3 or above (2008 - 2011)



* In some cases, CRT numbers may exceed AGR numbers based on late enrolments. Pie chart is based on the number of students who wrote the CRT.

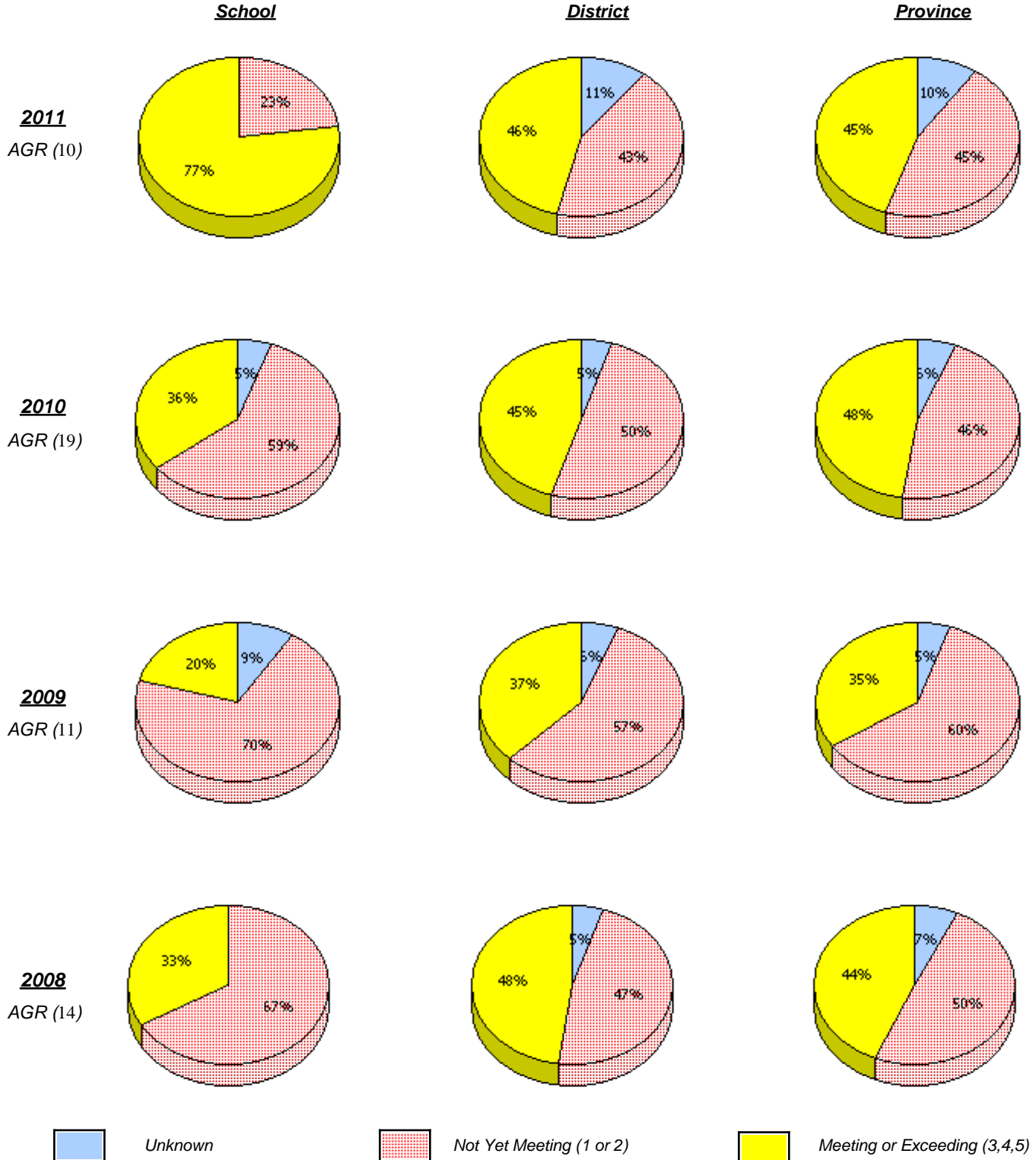
* Number Operations score is composite of Reasoning, Communication, Connections and Representations, and Problem Solving.

Source: Division of Evaluation and Research, Department of Education

District 3 - Nova Central

School #: 178 Phoenix Academy

Number Operations



* In some cases, CRT numbers may exceed AGR numbers based on late enrolments. Pie chart is based on the number of students who wrote the CRT.

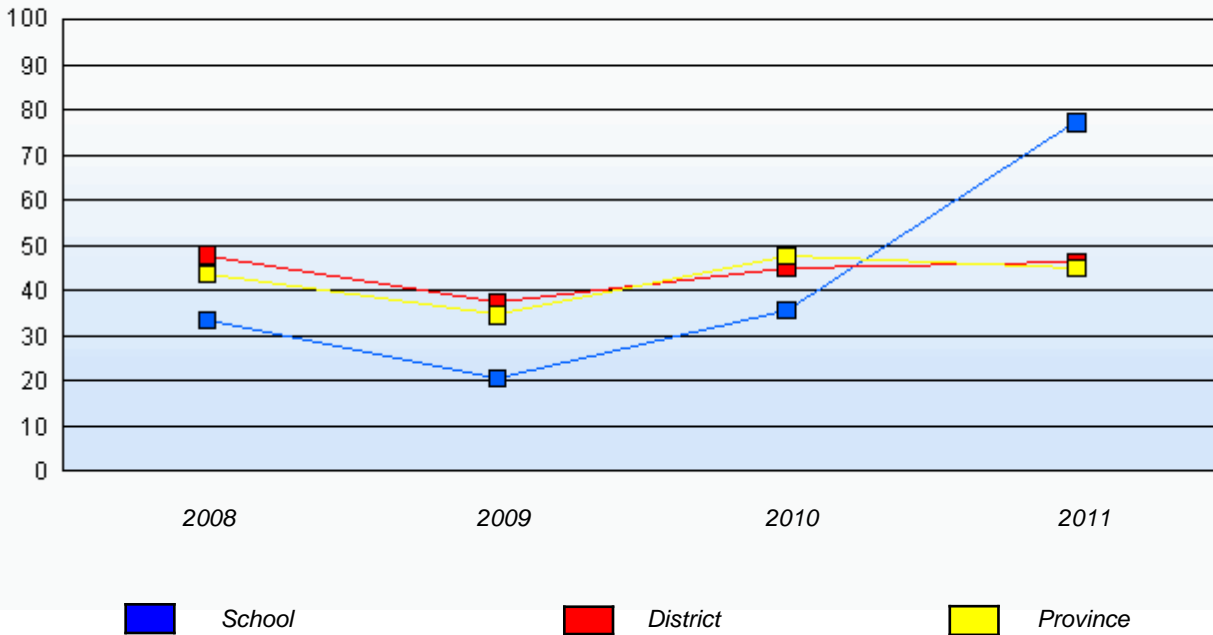
* Number Operations score is composite of Reasoning, Communication, Connections and Representations, and Problem Solving.

District 3 - Nova Central

School #: 178 Phoenix Academy

Number Operations

Percentage of students at level 3 or above (2008 - 2011)



* In some cases, CRT numbers may exceed AGR numbers based on late enrolments. Pie chart is based on the number of students who wrote the CRT.

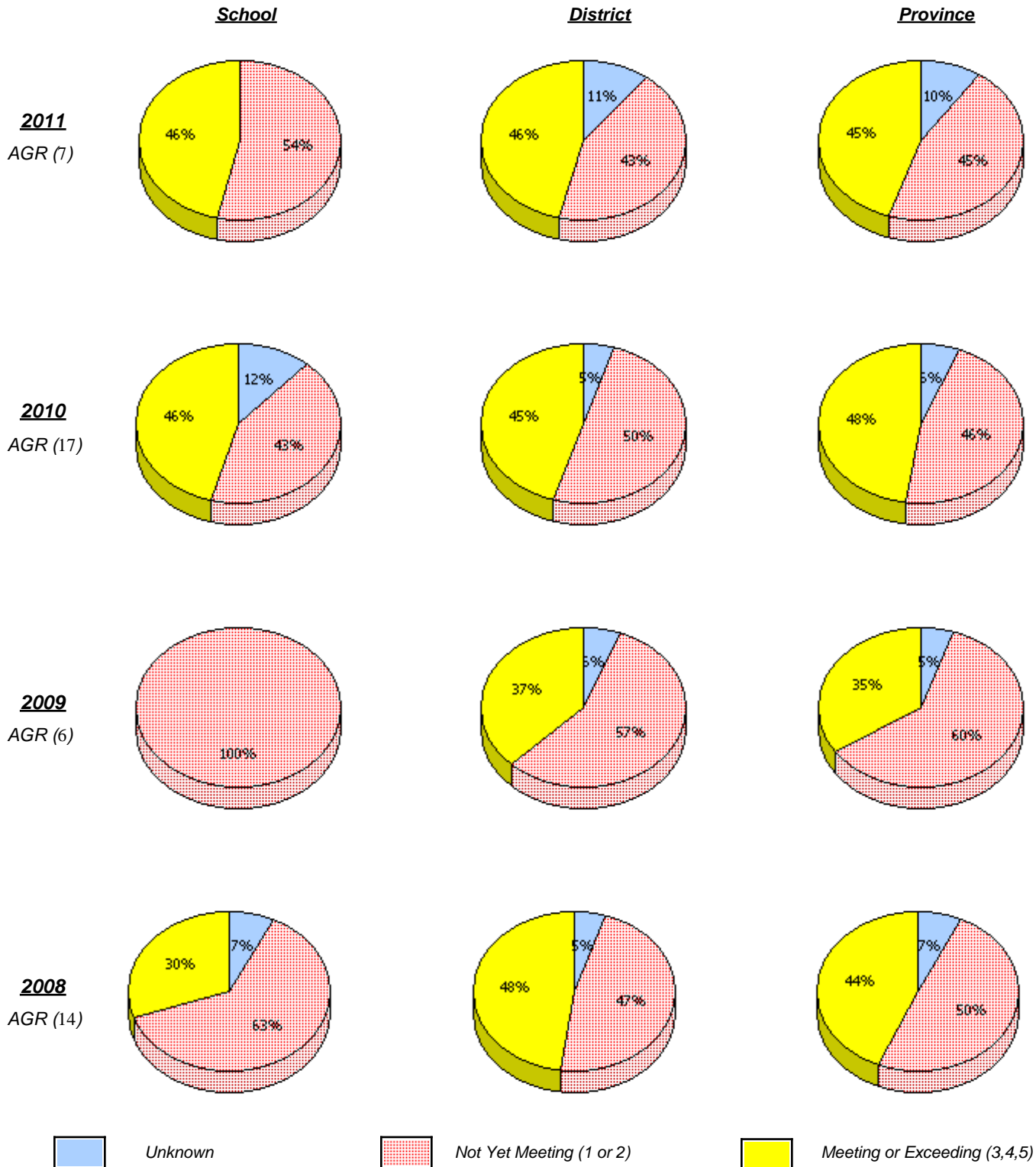
* Number Operations score is composite of Reasoning, Communication, Connections and Representations, and Problem Solving.

Source: Division of Evaluation and Research, Department of Education

District 3 - Nova Central

School #: 179 Centreville Academy

Number Operations



* In some cases, CRT numbers may exceed AGR numbers based on late enrolments. Pie chart is based on the number of students who wrote the CRT.

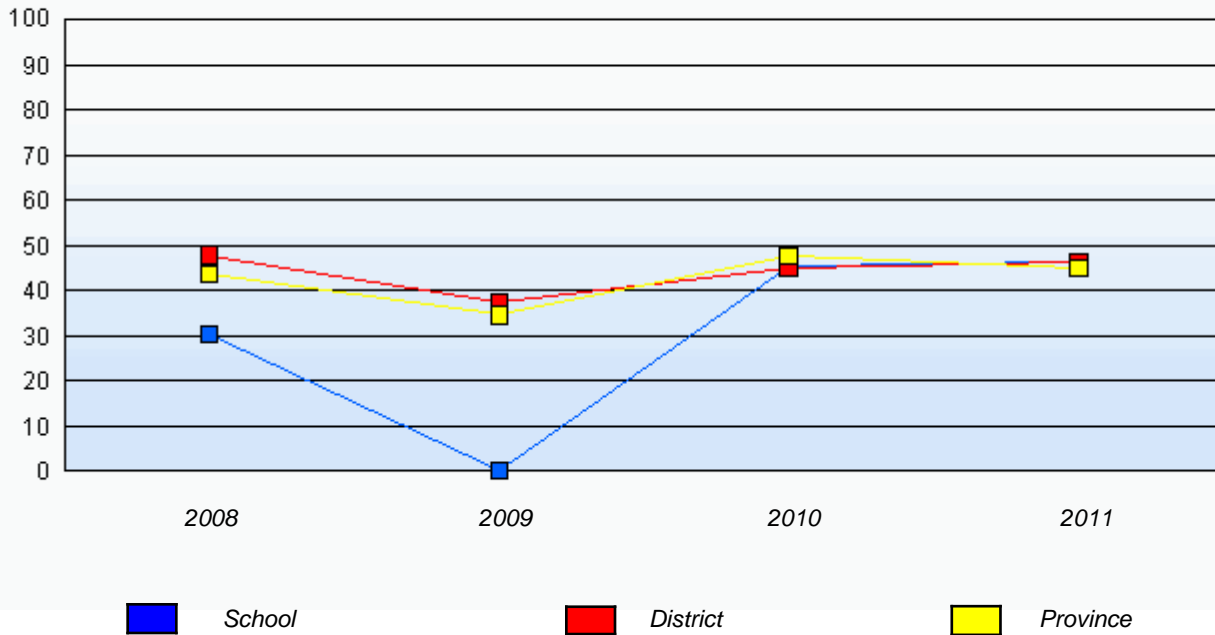
* Number Operations score is composite of Reasoning, Communication, Connections and Representations, and Problem Solving.

District 3 - Nova Central

School #: 179 Centreville Academy

Number Operations

Percentage of students at level 3 or above (2008 - 2011)



* In some cases, CRT numbers may exceed AGR numbers based on late enrolments. Pie chart is based on the number of students who wrote the CRT.

* Number Operations score is composite of Reasoning, Communication, Connections and Representations, and Problem Solving.

Source: Division of Evaluation and Research, Department of Education

District 3 - Nova Central

School #: 180 A. R. Scammell Academy

Number Operations

School

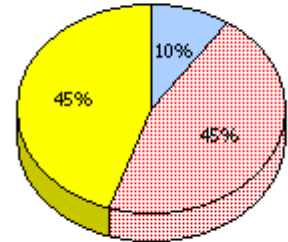
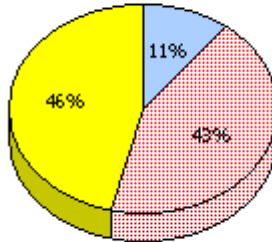
School data with 5 or fewer students withheld for reasons of confidentiality.

District

Province

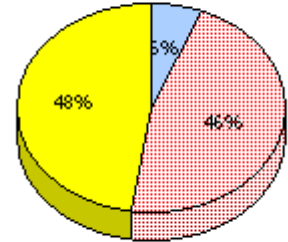
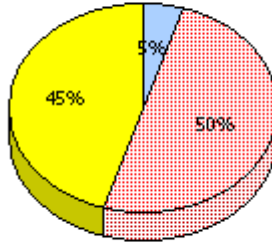
2011

AGR (1)



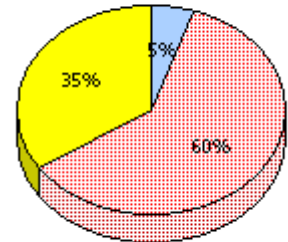
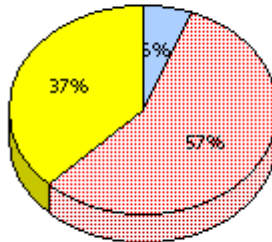
2010

AGR (2)



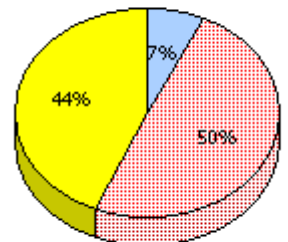
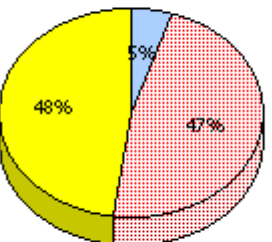
2009

AGR (2)



2008

AGR (3)



Unknown



Not Yet Meeting (1 or 2)



Meeting or Exceeding (3,4,5)

* In some cases, CRT numbers may exceed AGR numbers based on late enrolments. Pie chart is based on the number of students who wrote the CRT.

* Number Operations score is composite of Reasoning, Communication, Connections and Representations, and Problem Solving.

District 3 - Nova Central

School #: 180 A. R. Scammell Academy

Number Operations

Percentage of students at level 3 or above (2008 - 2011)

School data with 5 or fewer students withheld for reasons of confidentiality.



* In some cases, CRT numbers may exceed AGR numbers based on late enrolments. Pie chart is based on the number of students who wrote the CRT.

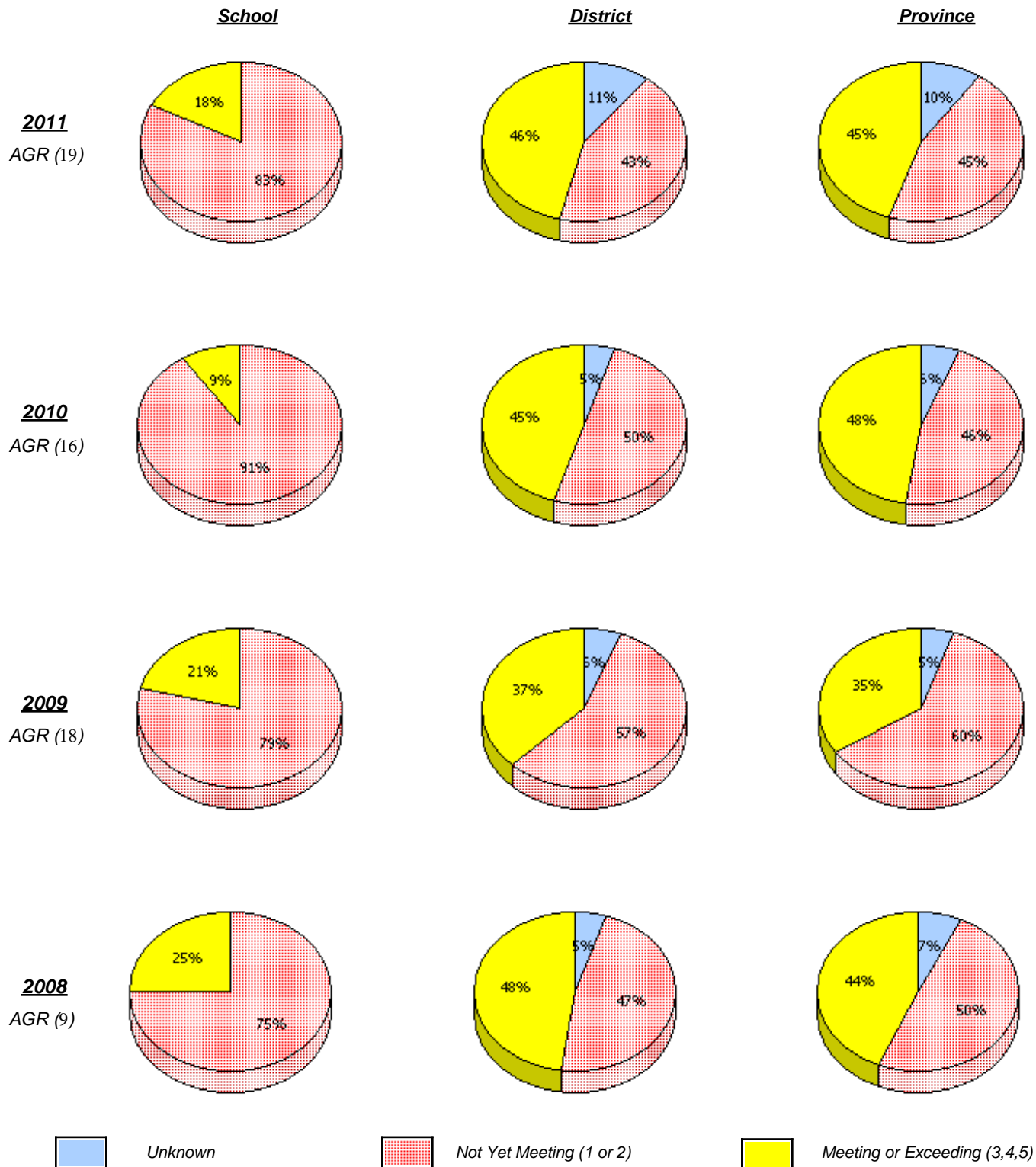
* Number Operations score is composite of Reasoning, Communication, Connections and Representations, and Problem Solving.

Source: Division of Evaluation and Research, Department of Education

District 3 - Nova Central

School #: 183 William Mercer Academy

Number Operations



* In some cases, CRT numbers may exceed AGR numbers based on late enrolments. Pie chart is based on the number of students who wrote the CRT.

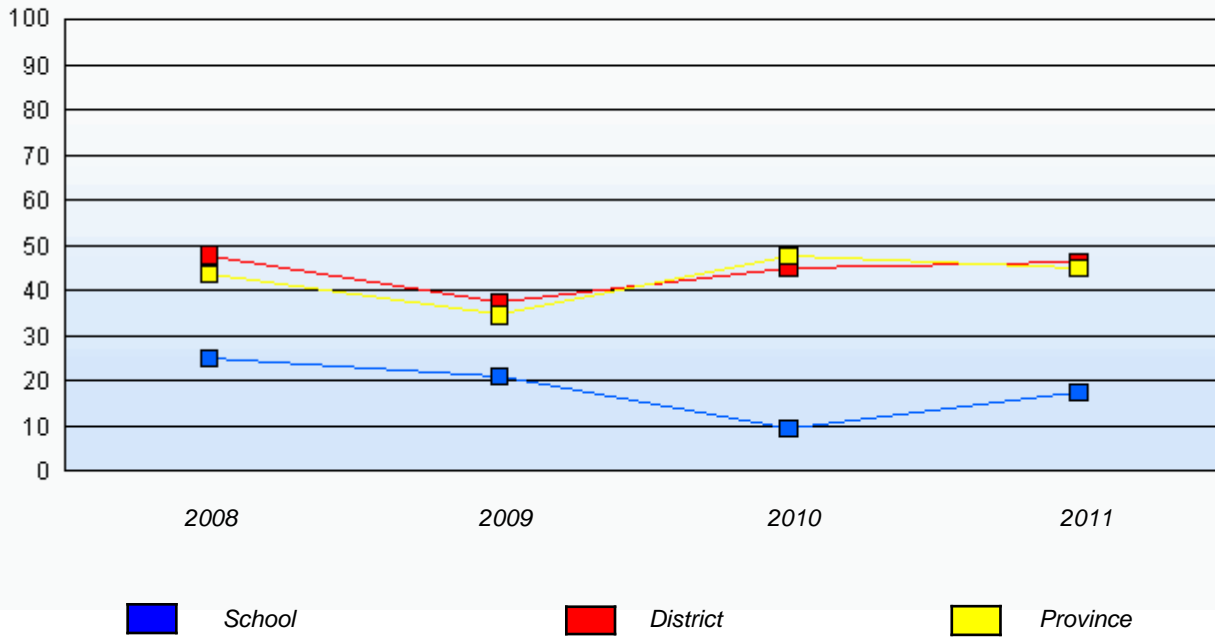
* Number Operations score is composite of Reasoning, Communication, Connections and Representations, and Problem Solving.

District 3 - Nova Central

School #: 183 William Mercer Academy

Number Operations

Percentage of students at level 3 or above (2008 - 2011)



* In some cases, CRT numbers may exceed AGR numbers based on late enrolments. Pie chart is based on the number of students who wrote the CRT.

* Number Operations score is composite of Reasoning, Communication, Connections and Representations, and Problem Solving.

Source: Division of Evaluation and Research, Department of Education

District 3 - Nova Central

School #: 188 Sandstone Academy

Number Operations

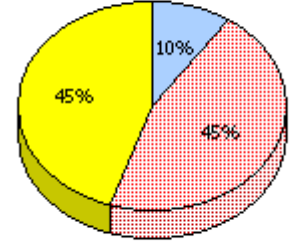
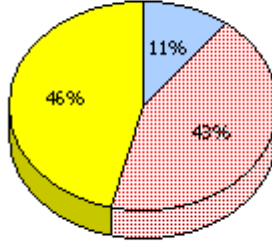
School

School data with 5 or fewer students withheld for reasons of confidentiality.

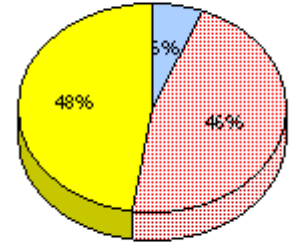
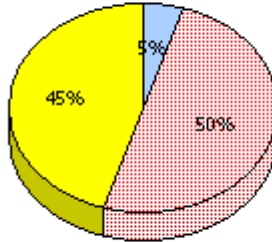
District

Province

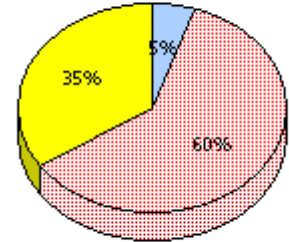
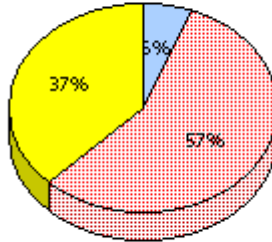
2011
AGR (1)



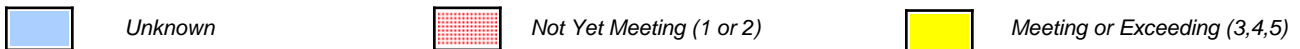
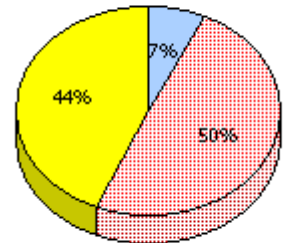
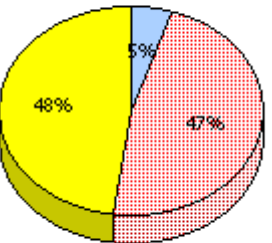
2010
AGR (2)



2009
AGR (5)



2008
AGR (3)



* In some cases, CRT numbers may exceed AGR numbers based on late enrolments. Pie chart is based on the number of students who wrote the CRT.

* Number Operations score is composite of Reasoning, Communication, Connections and Representations, and Problem Solving.

District 3 - Nova Central

School #: 188 Sandstone Academy

Number Operations

Percentage of students at level 3 or above (2008 - 2011)

School data with 5 or fewer students withheld for reasons of confidentiality.



* In some cases, CRT numbers may exceed AGR numbers based on late enrolments. Pie chart is based on the number of students who wrote the CRT.

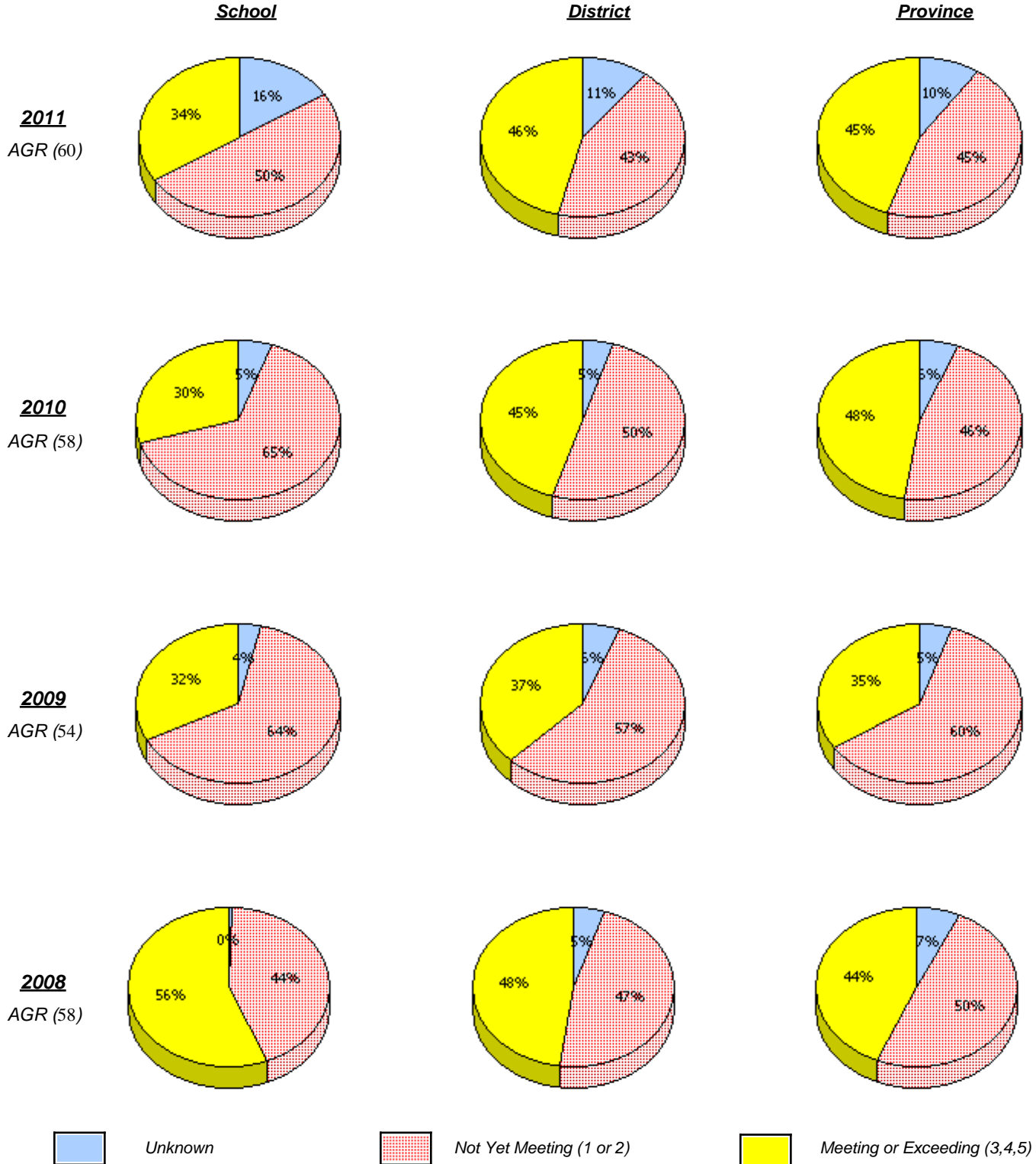
* Number Operations score is composite of Reasoning, Communication, Connections and Representations, and Problem Solving.

Source: Division of Evaluation and Research, Department of Education

District 3 - Nova Central

School #: 189 Lewisporte Academy

Number Operations



* In some cases, CRT numbers may exceed AGR numbers based on late enrolments. Pie chart is based on the number of students who wrote the CRT.

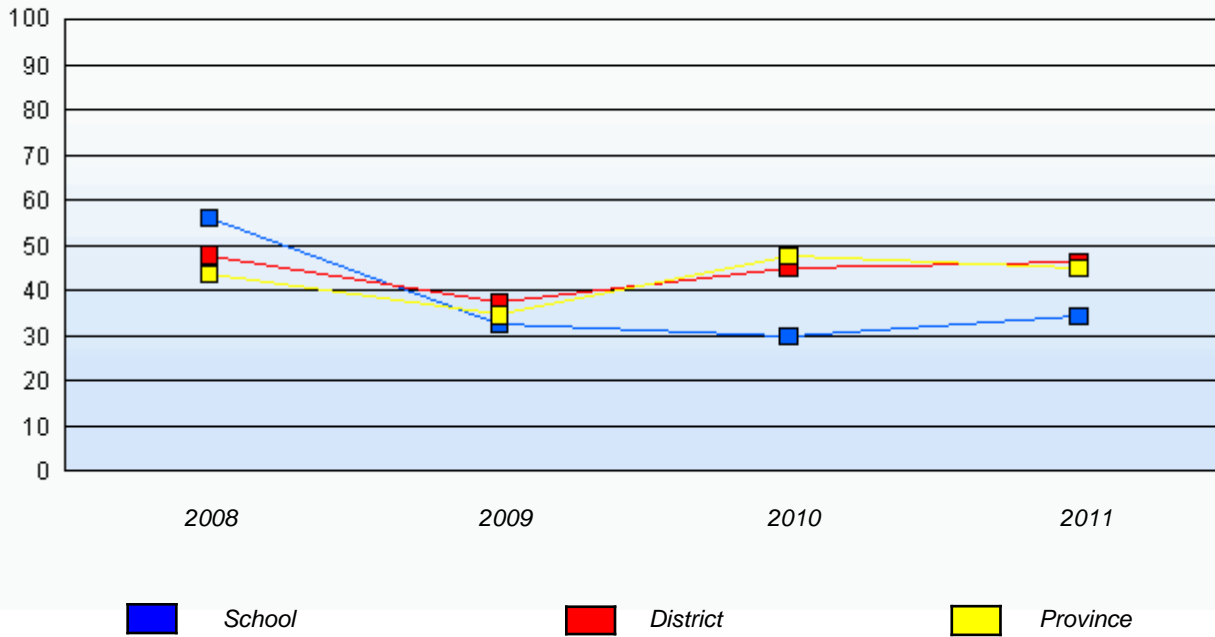
* Number Operations score is composite of Reasoning, Communication, Connections and Representations, and Problem Solving.

District 3 - Nova Central

School #: 189 Lewisporte Academy

Number Operations

Percentage of students at level 3 or above (2008 - 2011)



* In some cases, CRT numbers may exceed AGR numbers based on late enrolments. Pie chart is based on the number of students who wrote the CRT.

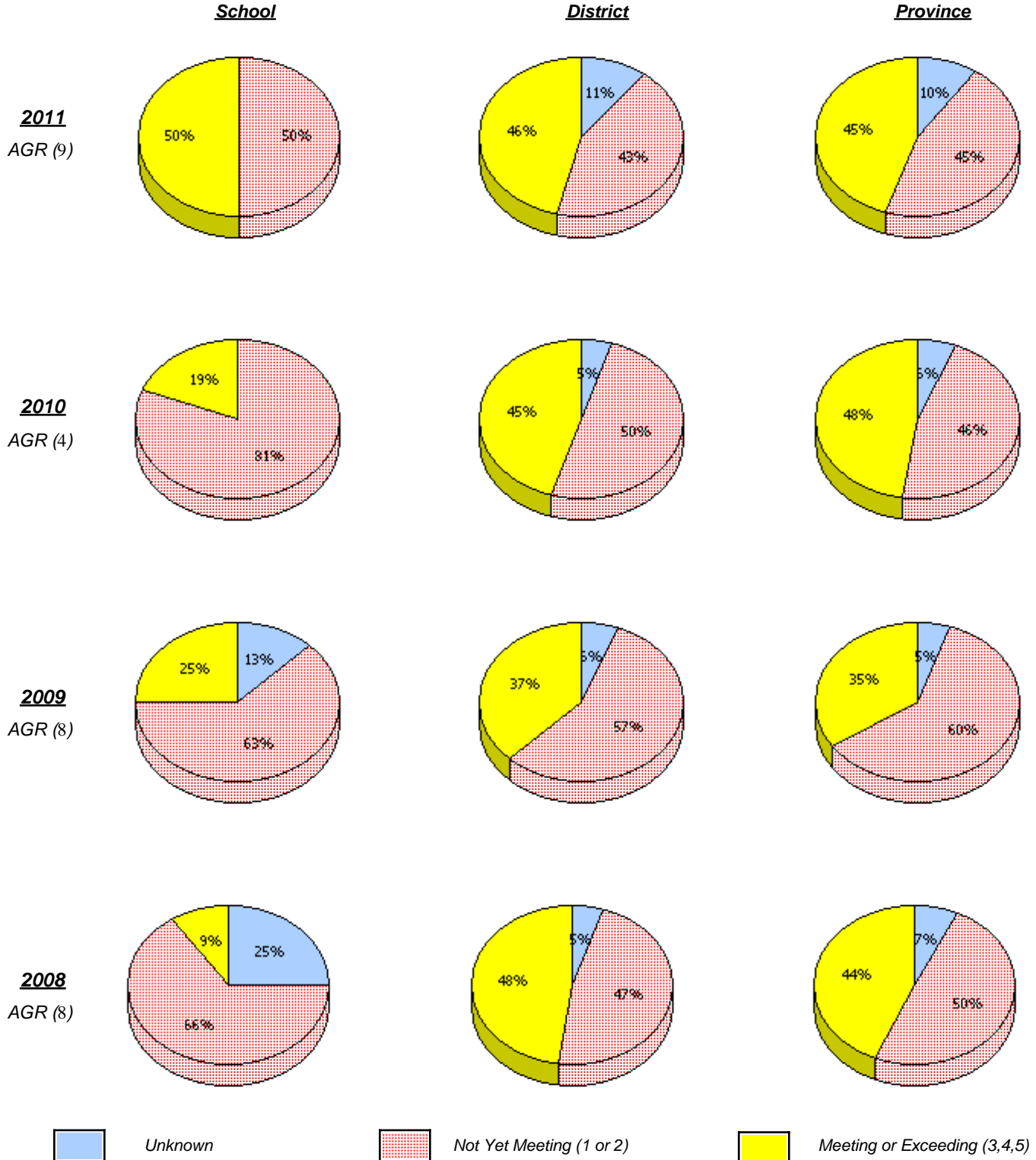
* Number Operations score is composite of Reasoning, Communication, Connections and Representations, and Problem Solving.

Source: Division of Evaluation and Research, Department of Education

District 3 - Nova Central

School #: 192 Lumsden Academy

Number Operations



* In some cases, CRT numbers may exceed AGR numbers based on late enrolments. Pie chart is based on the number of students who wrote the CRT.

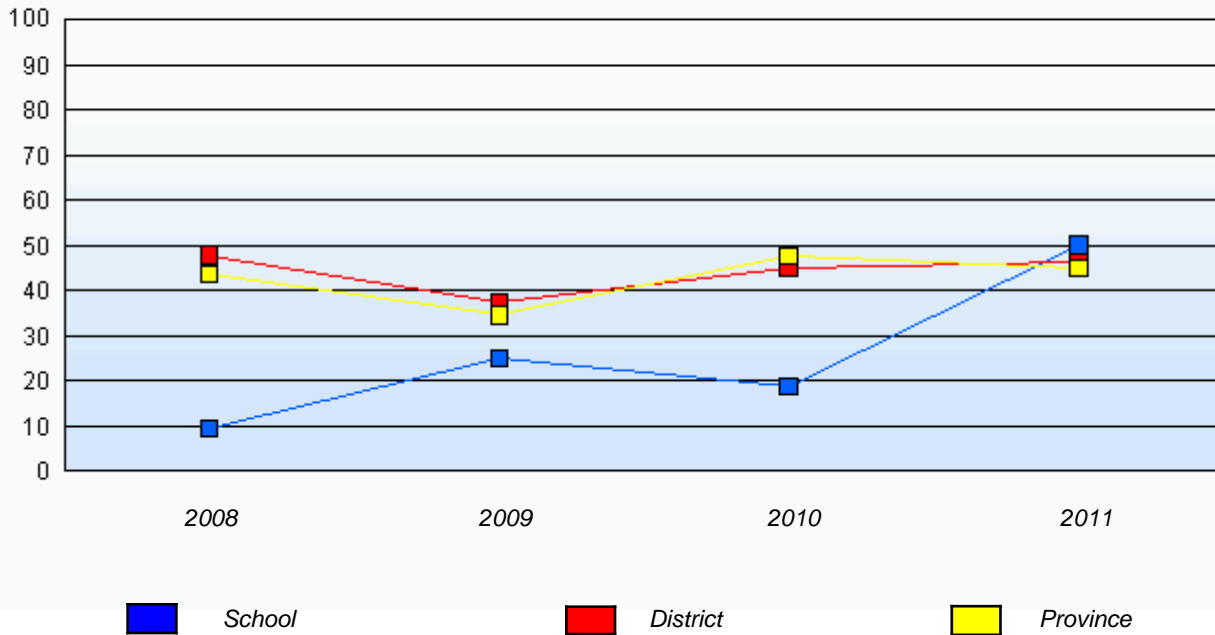
* Number Operations score is composite of Reasoning, Communication, Connections and Representations, and Problem Solving.

District 3 - Nova Central

School #: 192 Lumsden Academy

Number Operations

Percentage of students at level 3 or above (2008 - 2011)



* In some cases, CRT numbers may exceed AGR numbers based on late enrolments. Pie chart is based on the number of students who wrote the CRT.

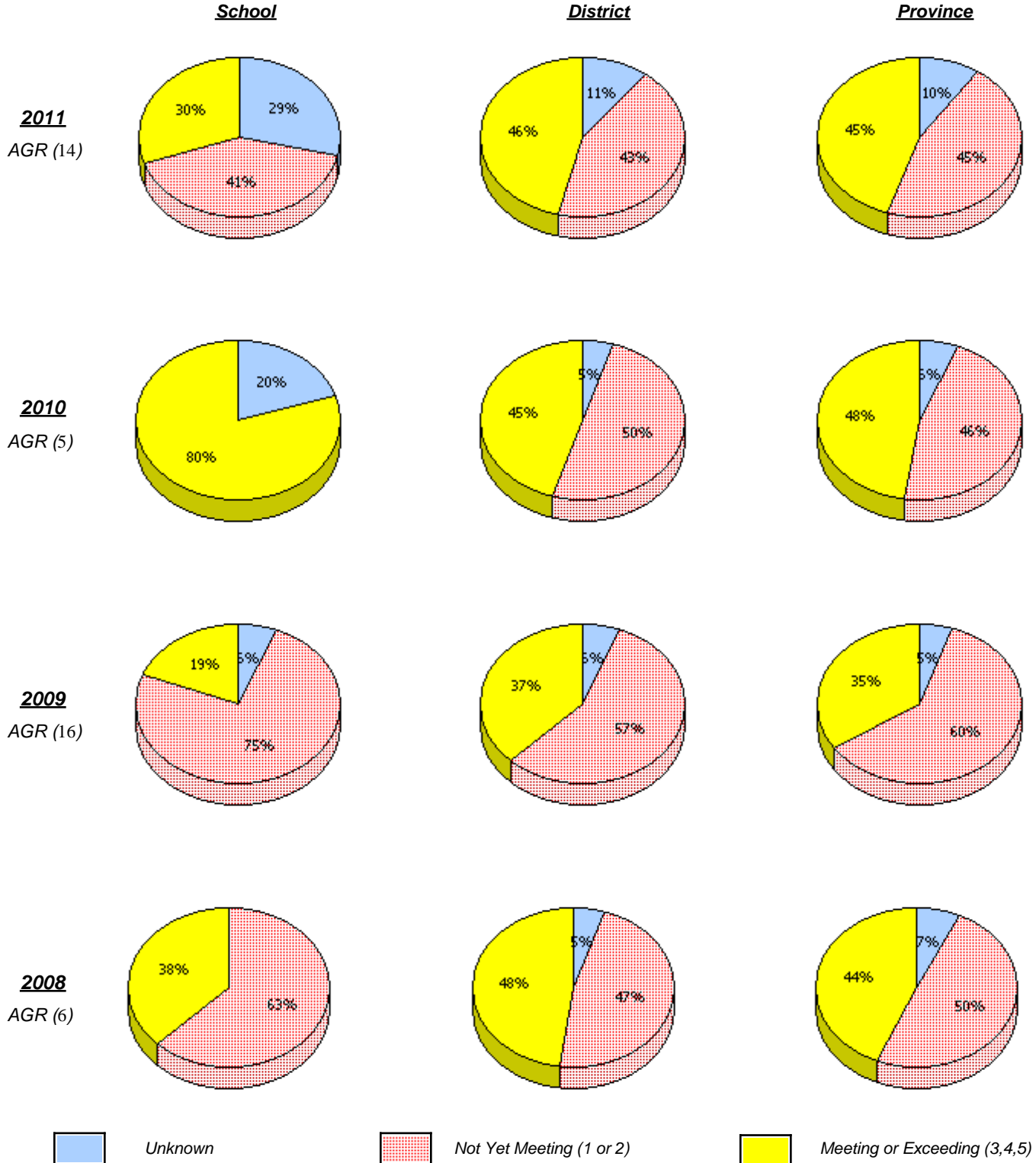
* Number Operations score is composite of Reasoning, Communication, Connections and Representations, and Problem Solving.

Source: Division of Evaluation and Research, Department of Education

District 3 - Nova Central

School #: 194 Gill Memorial Academy

Number Operations



* In some cases, CRT numbers may exceed AGR numbers based on late enrolments. Pie chart is based on the number of students who wrote the CRT.

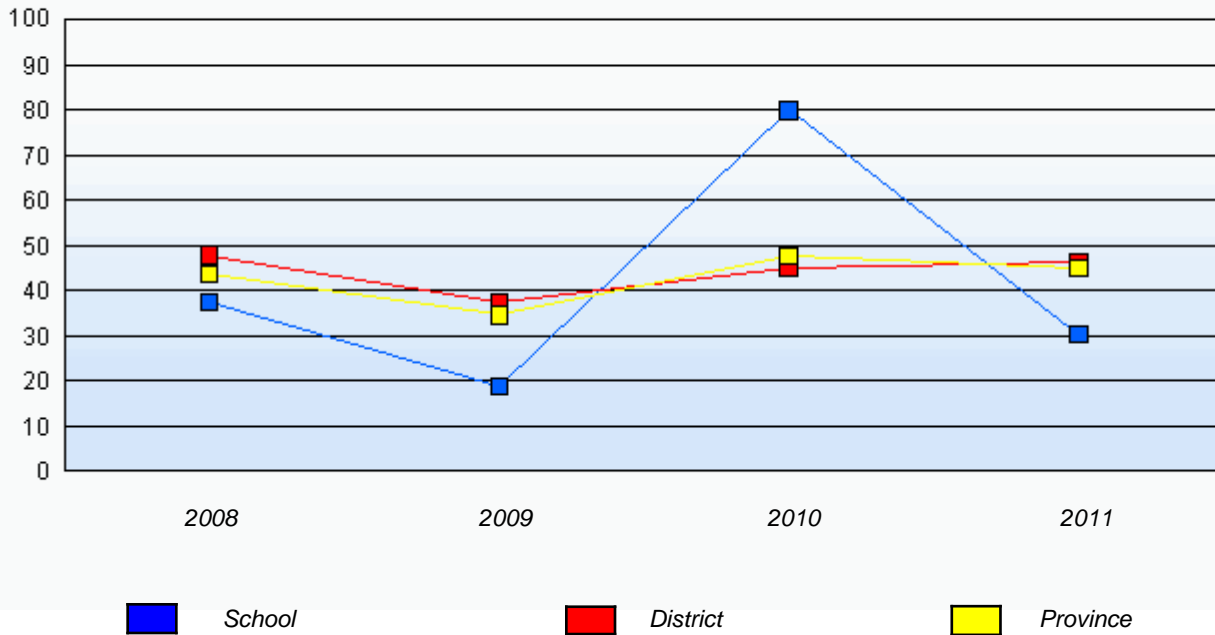
* Number Operations score is composite of Reasoning, Communication, Connections and Representations, and Problem Solving.

District 3 - Nova Central

School #: 194 Gill Memorial Academy

Number Operations

Percentage of students at level 3 or above (2008 - 2011)



* In some cases, CRT numbers may exceed AGR numbers based on late enrolments. Pie chart is based on the number of students who wrote the CRT.

* Number Operations score is composite of Reasoning, Communication, Connections and Representations, and Problem Solving.

Source: Division of Evaluation and Research, Department of Education

District 3 - Nova Central

School #: 196 St. Gabriel's AG

Number Operations

School

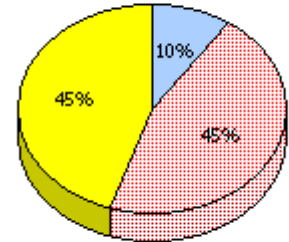
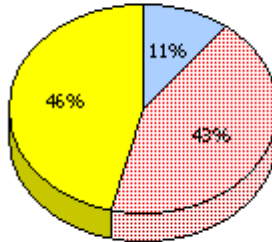
School data with 5 or fewer students withheld for reasons of confidentiality.

District

Province

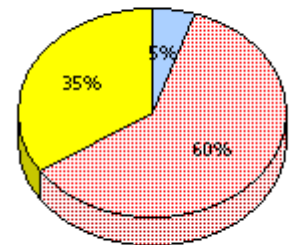
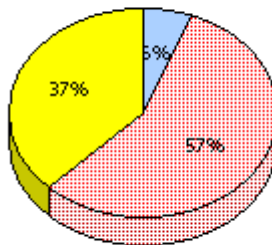
2011

AGR (1)



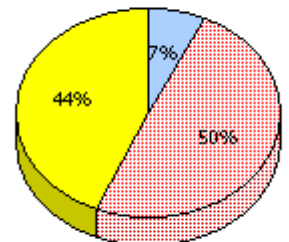
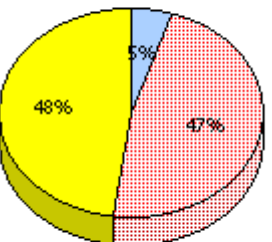
2010

AGR (0)



2009

AGR (2)



2008

AGR (1)



Unknown



Not Yet Meeting (1 or 2)



Meeting or Exceeding (3,4,5)

* In some cases, CRT numbers may exceed AGR numbers based on late enrolments. Pie chart is based on the number of students who wrote the CRT.

* Number Operations score is composite of Reasoning, Communication, Connections and Representations, and Problem Solving.

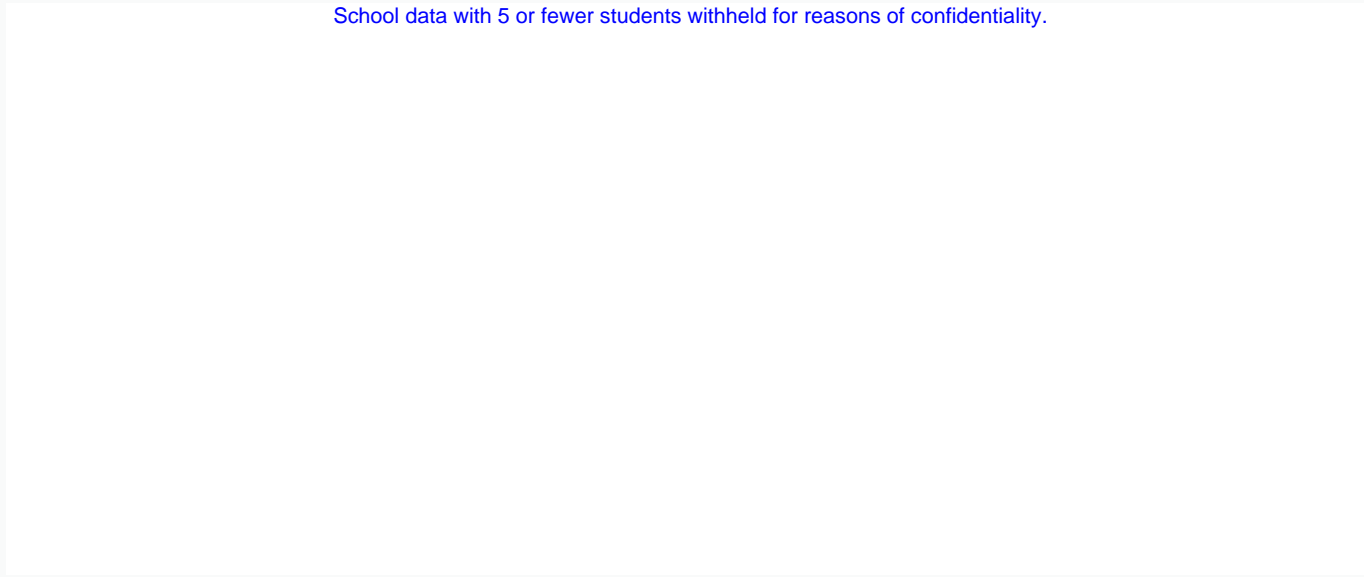
District 3 - Nova Central

School #: 196 St. Gabriel's AG

Number Operations

Percentage of students at level 3 or above (2008 - 2011)

School data with 5 or fewer students withheld for reasons of confidentiality.



2008 2009 2010 2011

 School  District  Province

* In some cases, CRT numbers may exceed AGR numbers based on late enrolments. Pie chart is based on the number of students who wrote the CRT.

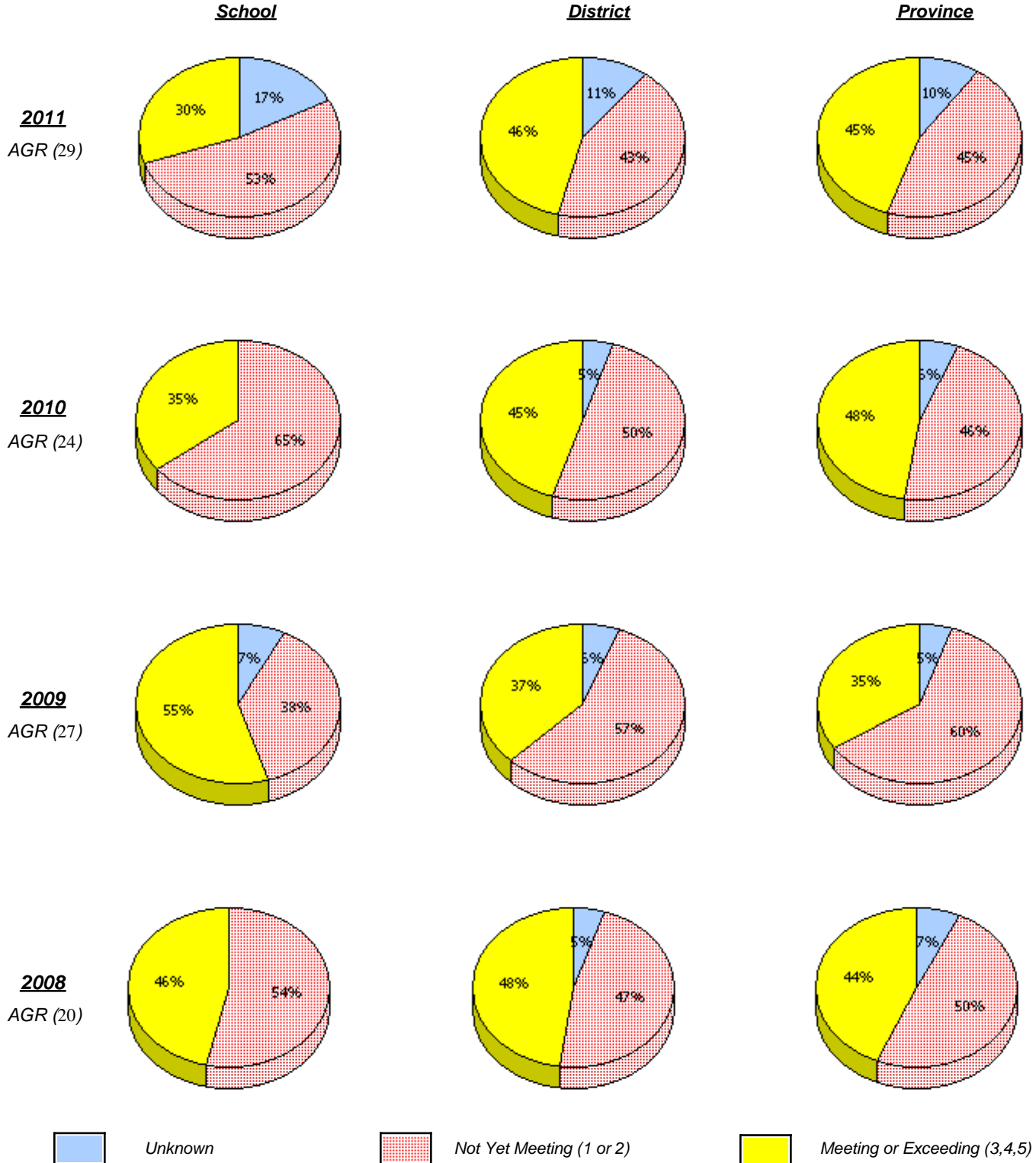
* Number Operations score is composite of Reasoning, Communication, Connections and Representations, and Problem Solving.

Source: Division of Evaluation and Research, Department of Education

District 3 - Nova Central

School #: 202 Twillingate Island Elementary

Number Operations



* In some cases, CRT numbers may exceed AGR numbers based on late enrolments. Pie chart is based on the number of students who wrote the CRT.

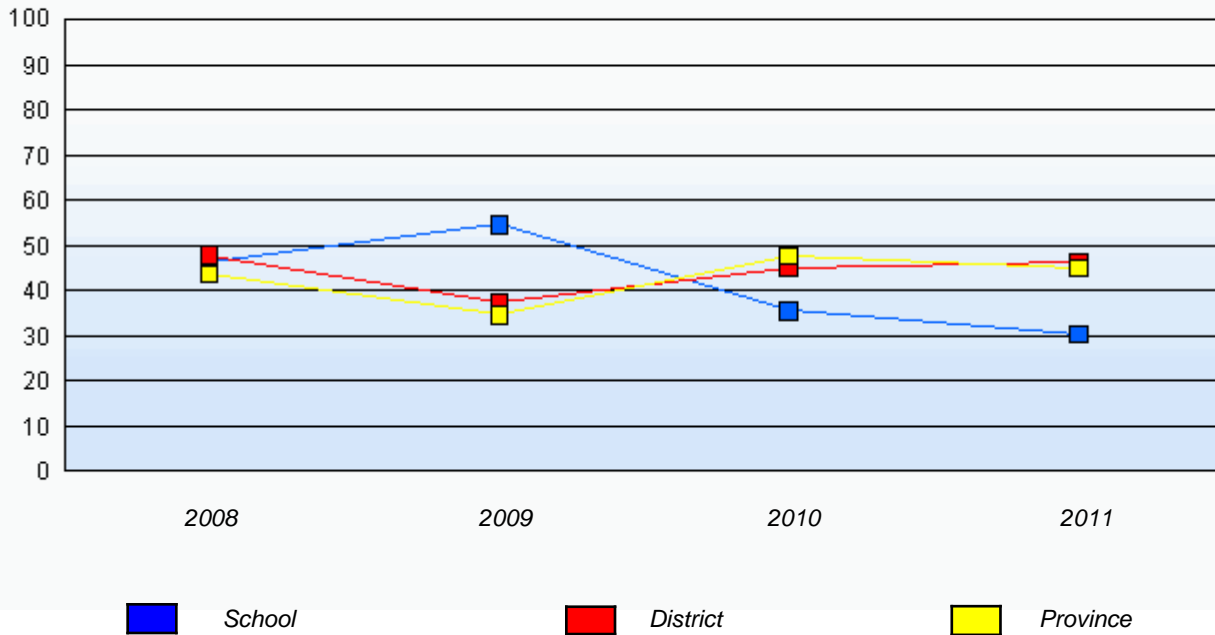
* Number Operations score is composite of Reasoning, Communication, Connections and Representations, and Problem Solving.

District 3 - Nova Central

School #: 202 Twillingate Island Elementary

Number Operations

Percentage of students at level 3 or above (2008 - 2011)



* In some cases, CRT numbers may exceed AGR numbers based on late enrolments. Pie chart is based on the number of students who wrote the CRT.

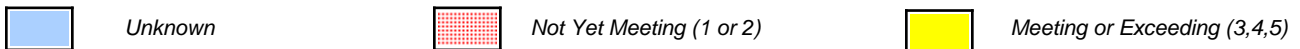
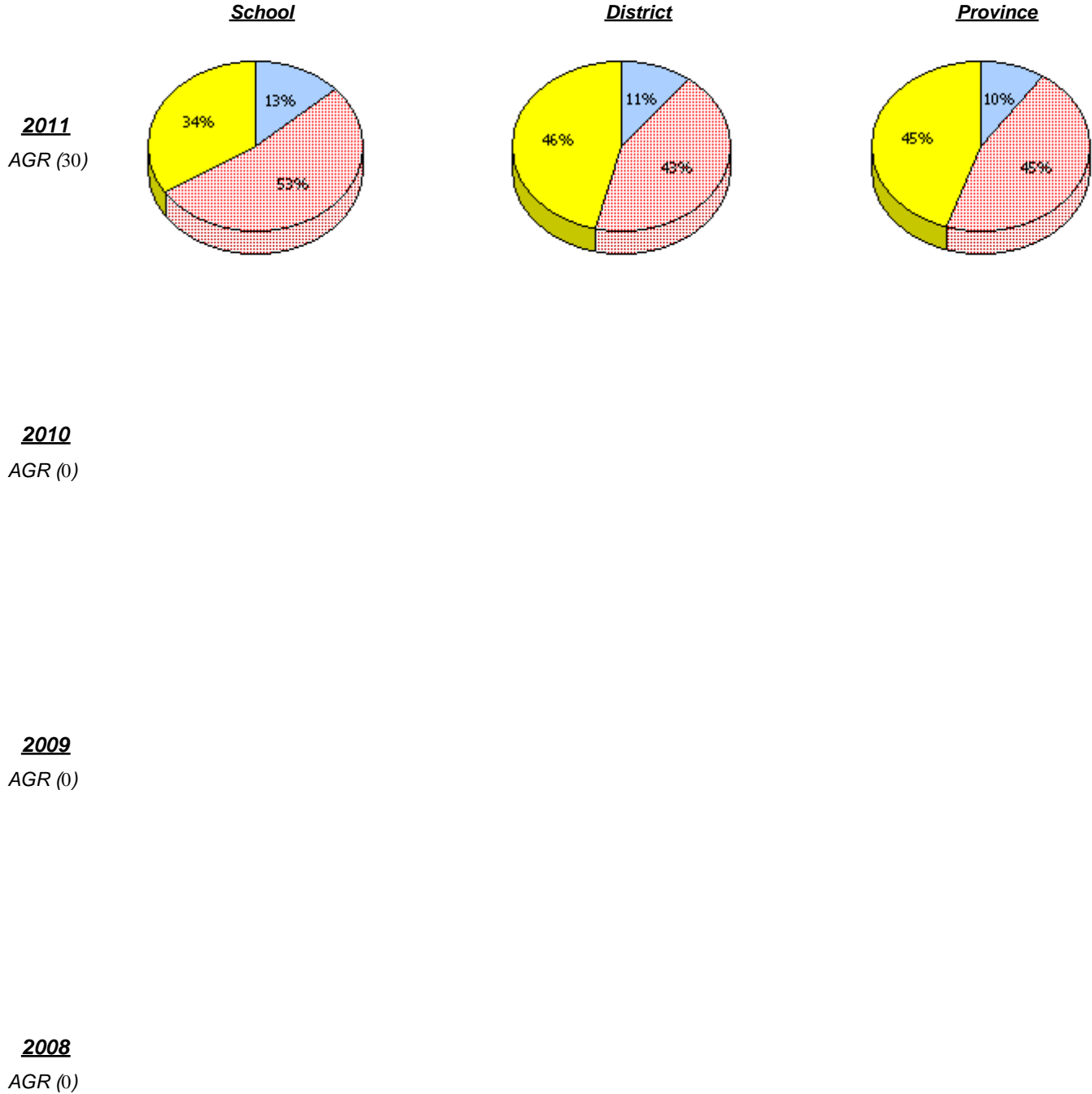
* Number Operations score is composite of Reasoning, Communication, Connections and Representations, and Problem Solving.

Source: Division of Evaluation and Research, Department of Education

District 3 - Nova Central

School #: 204 Pearson Academy

Number Operations



* In some cases, CRT numbers may exceed AGR numbers based on late enrolments. Pie chart is based on the number of students who wrote the CRT.

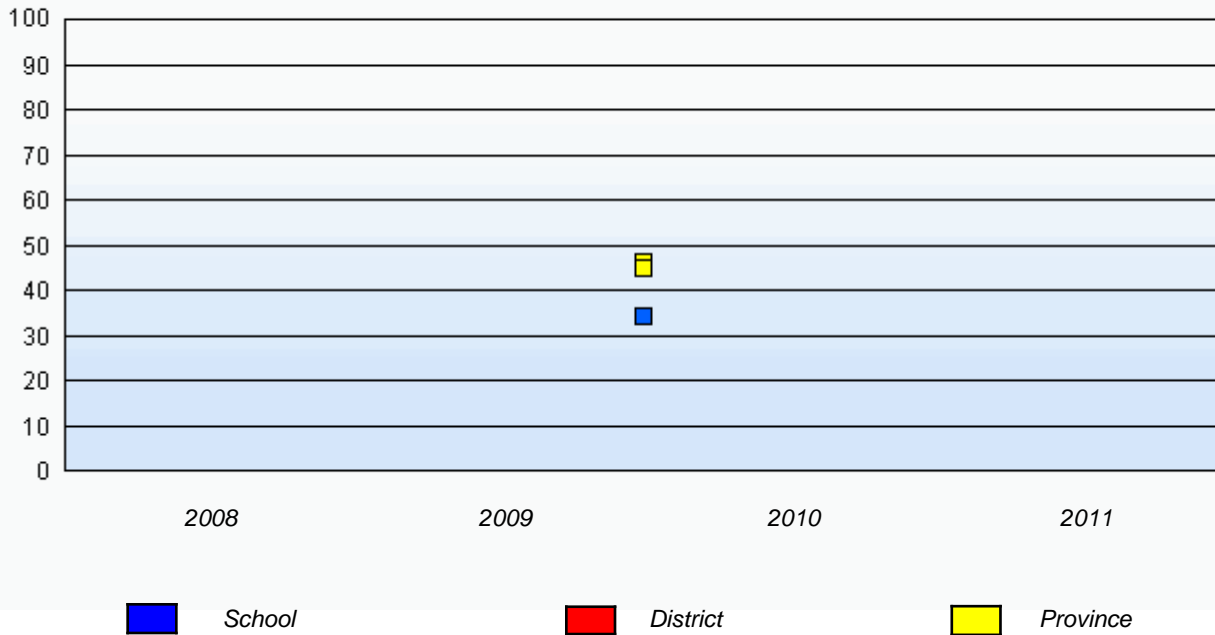
* Number Operations score is composite of Reasoning, Communication, Connections and Representations, and Problem Solving.

District 3 - Nova Central

School #: 204 Pearson Academy

Number Operations

Percentage of students at level 3 or above (2008 - 2011)



* In some cases, CRT numbers may exceed AGR numbers based on late enrolments. Pie chart is based on the number of students who wrote the CRT.

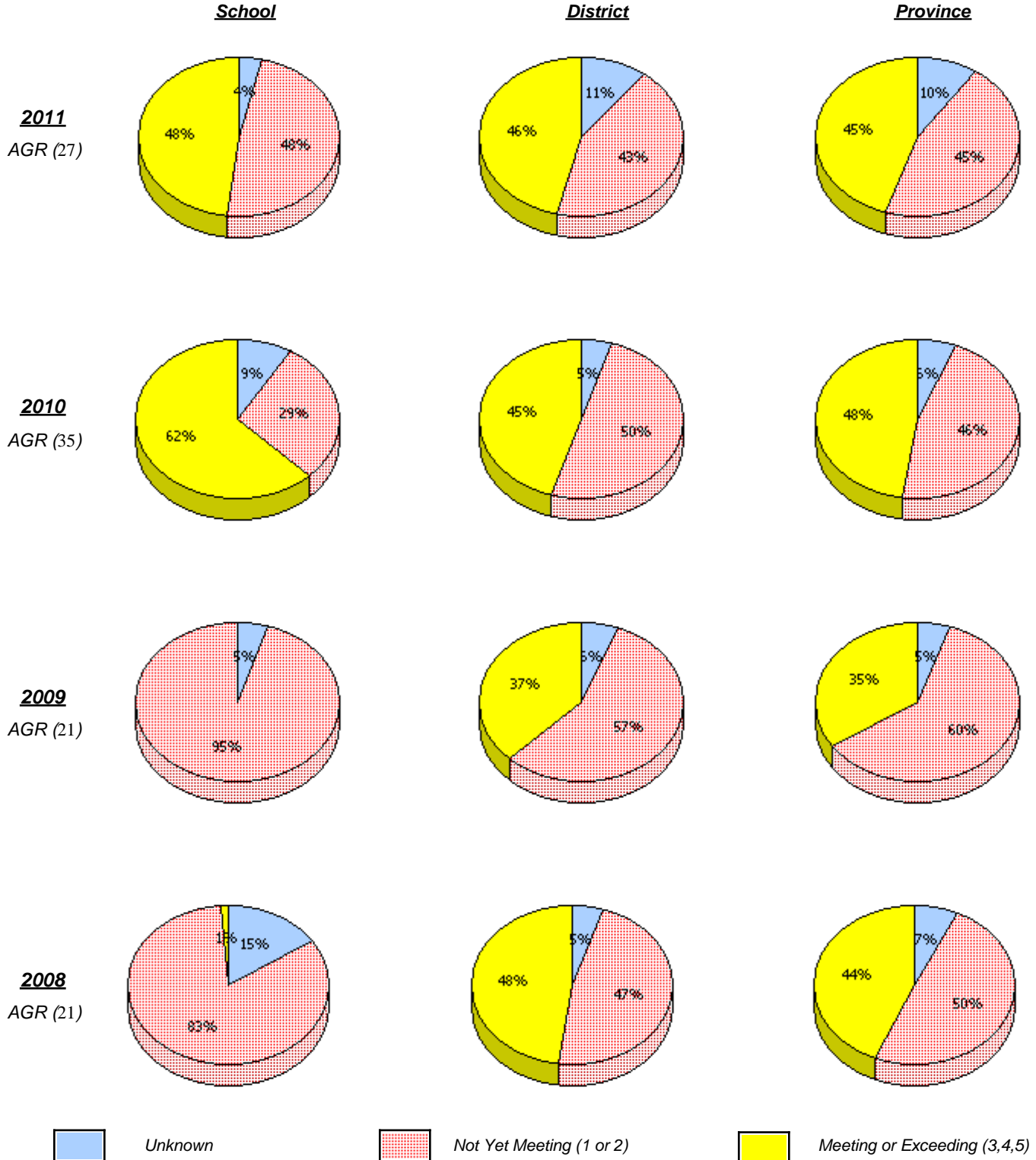
* Number Operations score is composite of Reasoning, Communication, Connections and Representations, and Problem Solving.

Source: Division of Evaluation and Research, Department of Education

District 3 - Nova Central

School #: 206 Riverwood Academy

Number Operations



* In some cases, CRT numbers may exceed AGR numbers based on late enrolments. Pie chart is based on the number of students who wrote the CRT.

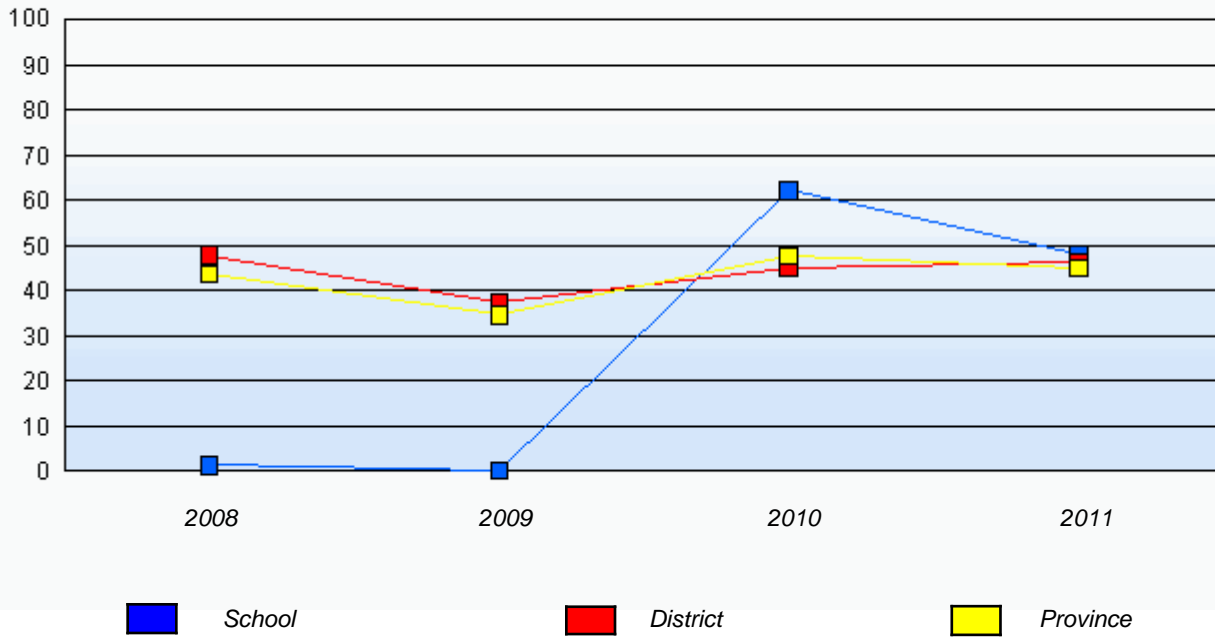
* Number Operations score is composite of Reasoning, Communication, Connections and Representations, and Problem Solving.

District 3 - Nova Central

School #: 206 Riverwood Academy

Number Operations

Percentage of students at level 3 or above (2008 - 2011)



* In some cases, CRT numbers may exceed AGR numbers based on late enrolments. Pie chart is based on the number of students who wrote the CRT.

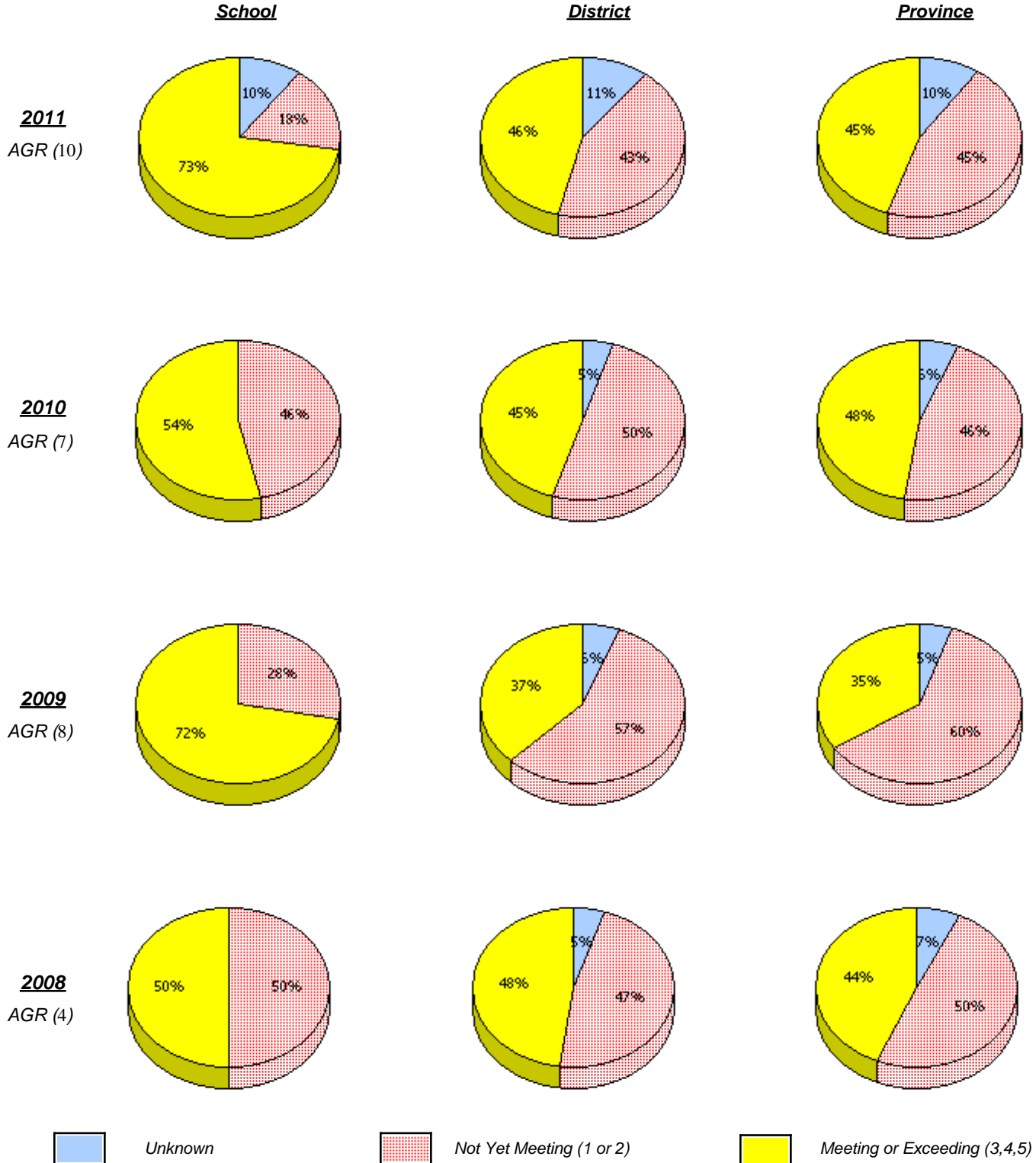
* Number Operations score is composite of Reasoning, Communication, Connections and Representations, and Problem Solving.

Source: Division of Evaluation and Research, Department of Education

District 3 - Nova Central

School #: 398 Avoca Collegiate

Number Operations



* In some cases, CRT numbers may exceed AGR numbers based on late enrolments. Pie chart is based on the number of students who wrote the CRT.

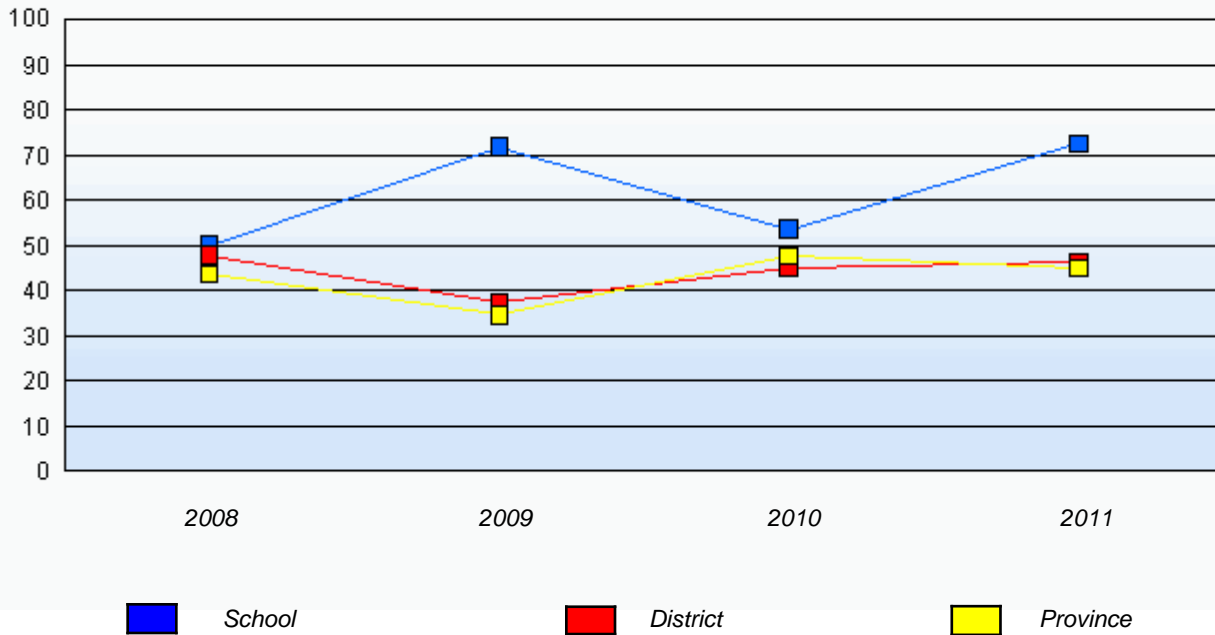
* Number Operations score is composite of Reasoning, Communication, Connections and Representations, and Problem Solving.

District 3 - Nova Central

School #: 398 Avoca Collegiate

Number Operations

Percentage of students at level 3 or above (2008 - 2011)



* In some cases, CRT numbers may exceed AGR numbers based on late enrolments. Pie chart is based on the number of students who wrote the CRT.

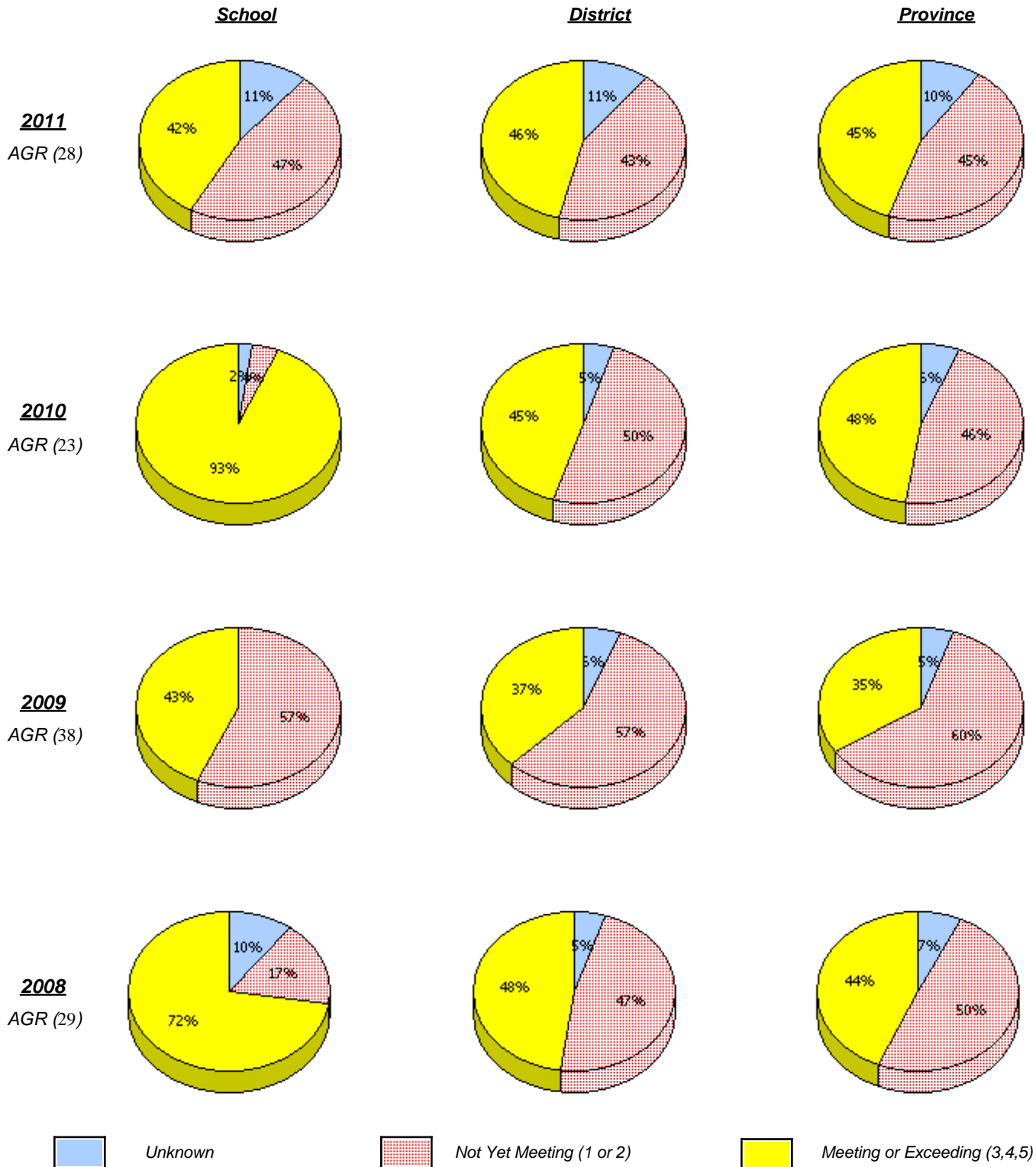
* Number Operations score is composite of Reasoning, Communication, Connections and Representations, and Problem Solving.

Source: Division of Evaluation and Research, Department of Education

District 3 - Nova Central

School #: 399 Baie Verte Academy

Number Operations



* In some cases, CRT numbers may exceed AGR numbers based on late enrolments. Pie chart is based on the number of students who wrote the CRT.

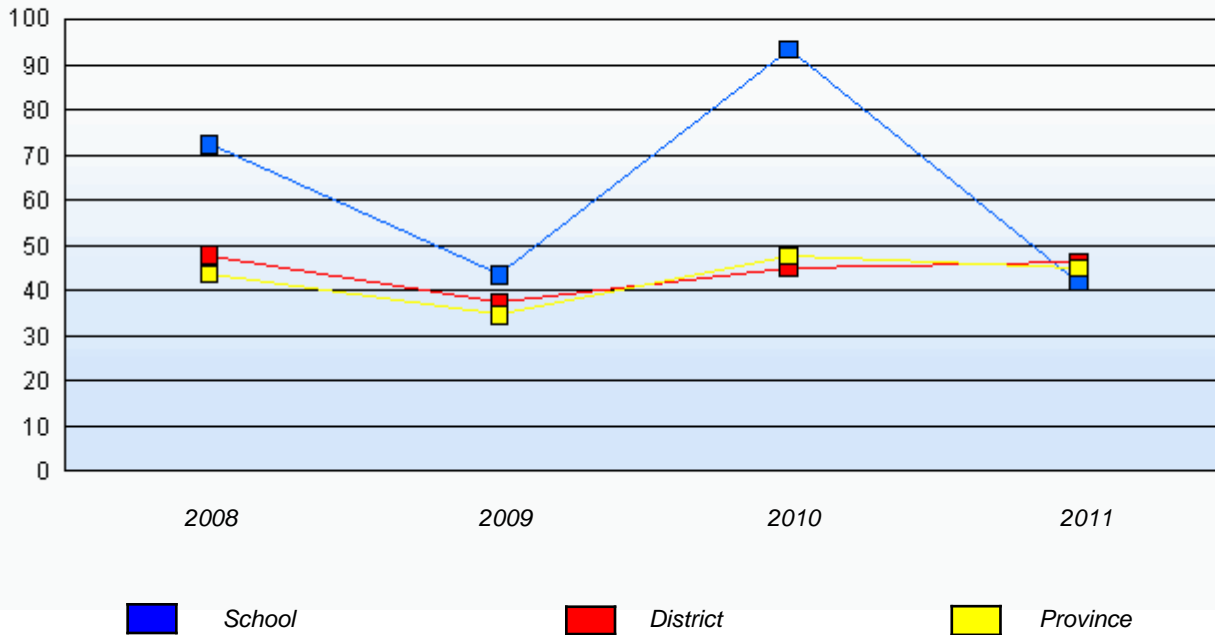
* Number Operations score is composite of Reasoning, Communication, Connections and Representations, and Problem Solving.

District 3 - Nova Central

School #: 399 Baie Verte Academy

Number Operations

Percentage of students at level 3 or above (2008 - 2011)



* In some cases, CRT numbers may exceed AGR numbers based on late enrolments. Pie chart is based on the number of students who wrote the CRT.

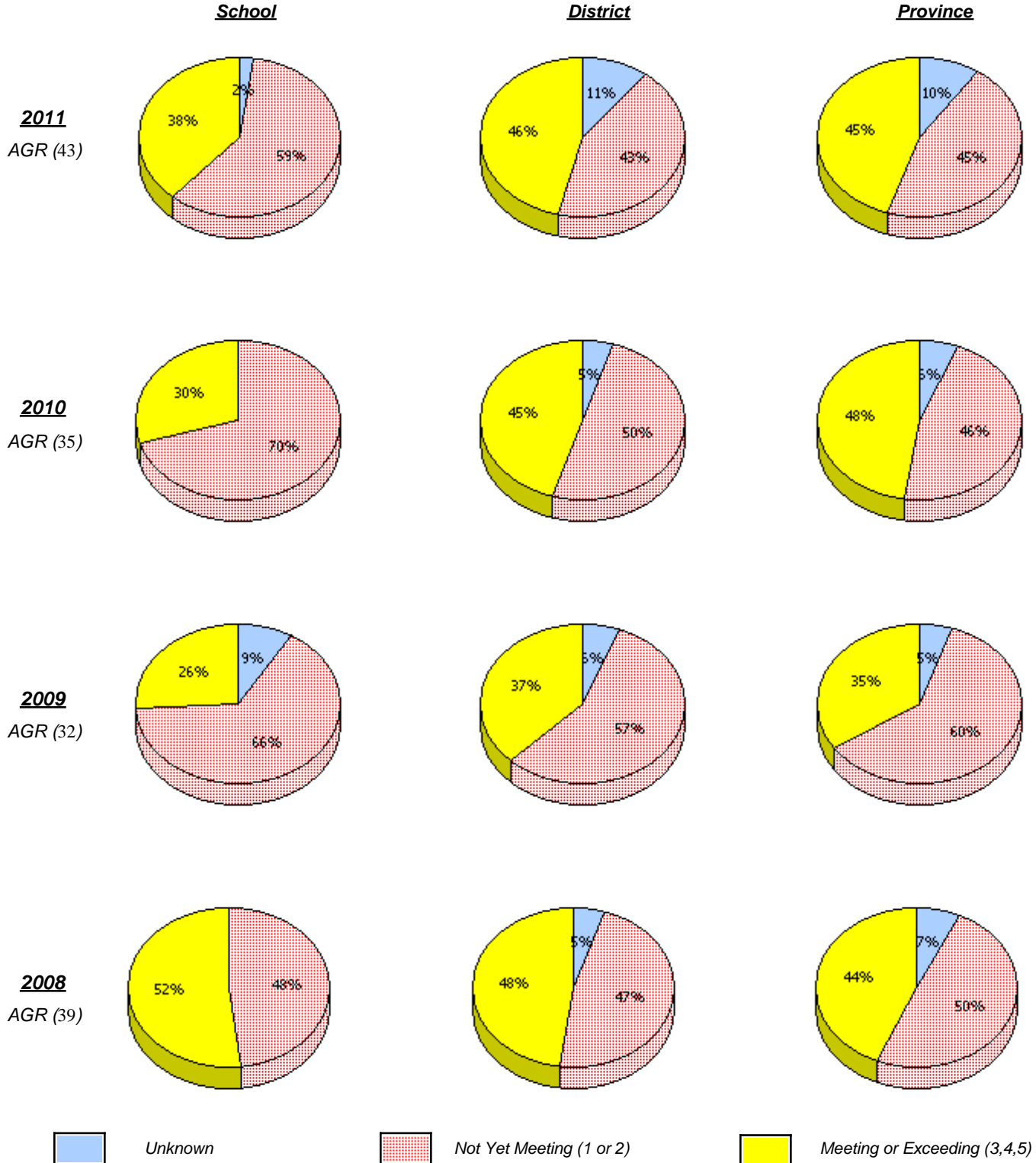
* Number Operations score is composite of Reasoning, Communication, Connections and Representations, and Problem Solving.

Source: Division of Evaluation and Research, Department of Education

District 3 - Nova Central

School #: 400 Helen Tulk Elementary

Number Operations



* In some cases, CRT numbers may exceed AGR numbers based on late enrolments. Pie chart is based on the number of students who wrote the CRT.

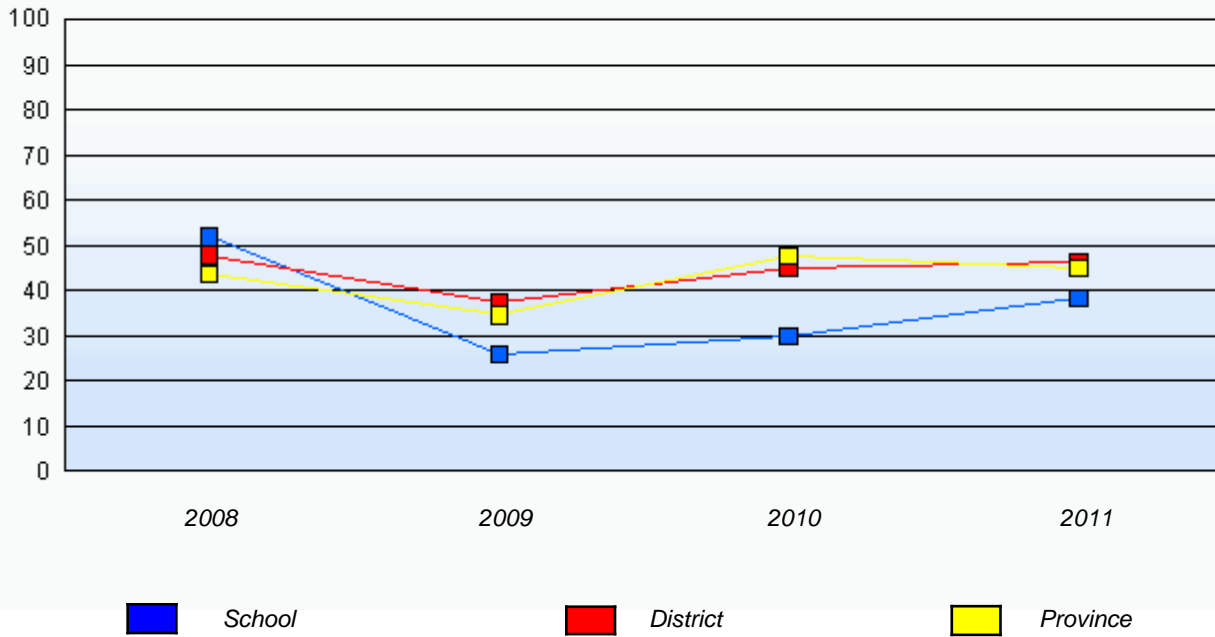
* Number Operations score is composite of Reasoning, Communication, Connections and Representations, and Problem Solving.

District 3 - Nova Central

School #: 400 Helen Tulk Elementary

Number Operations

Percentage of students at level 3 or above (2008 - 2011)



* In some cases, CRT numbers may exceed AGR numbers based on late enrolments. Pie chart is based on the number of students who wrote the CRT.

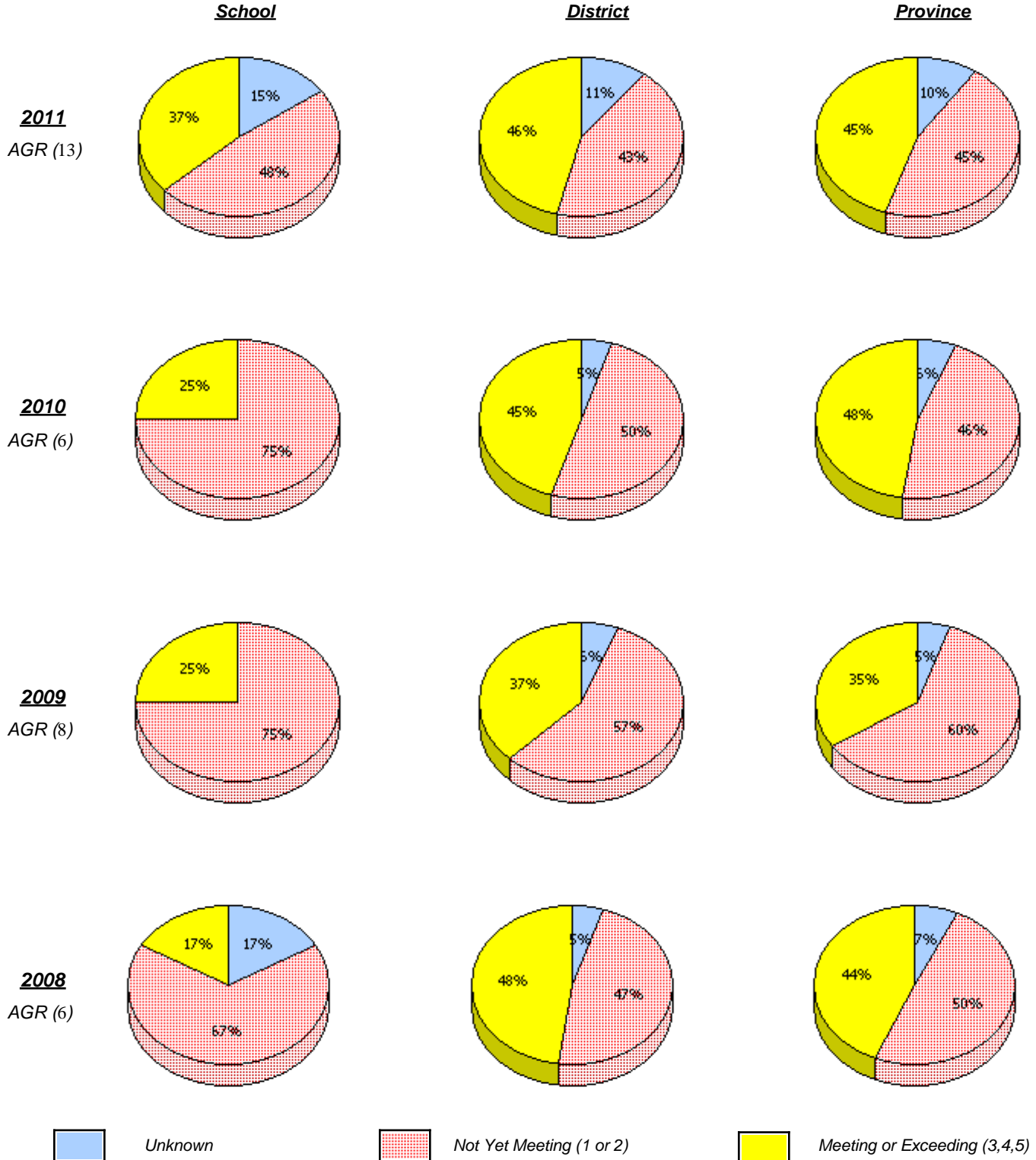
* Number Operations score is composite of Reasoning, Communication, Connections and Representations, and Problem Solving.

Source: Division of Evaluation and Research, Department of Education

District 3 - Nova Central

School #: 403 Lakeside Academy

Number Operations



* In some cases, CRT numbers may exceed AGR numbers based on late enrolments. Pie chart is based on the number of students who wrote the CRT.

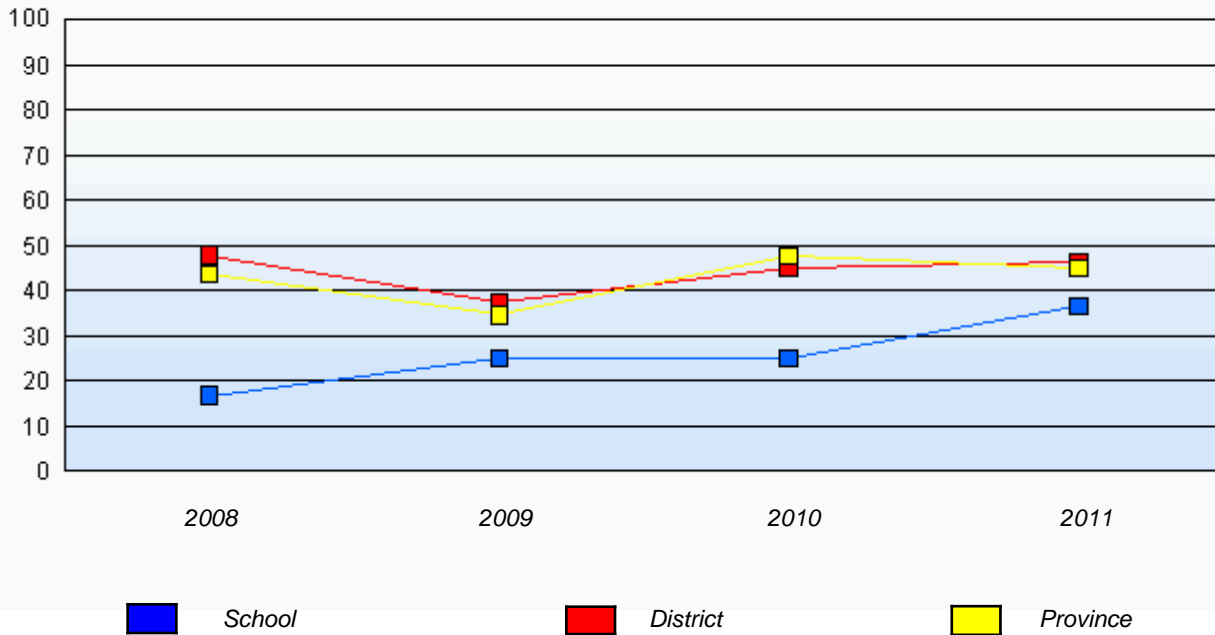
* Number Operations score is composite of Reasoning, Communication, Connections and Representations, and Problem Solving.

District 3 - Nova Central

School #: 403 Lakeside Academy

Number Operations

Percentage of students at level 3 or above (2008 - 2011)



* In some cases, CRT numbers may exceed AGR numbers based on late enrolments. Pie chart is based on the number of students who wrote the CRT.

* Number Operations score is composite of Reasoning, Communication, Connections and Representations, and Problem Solving.

Source: Division of Evaluation and Research, Department of Education

District 3 - Nova Central

School #: 405 Cottrell's Cove Academy

Number Operations

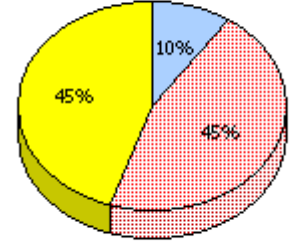
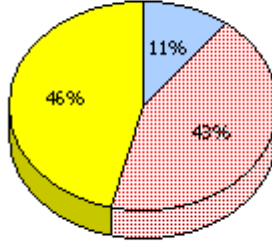
School

School data with 5 or fewer students withheld for reasons of confidentiality.

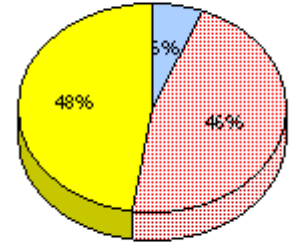
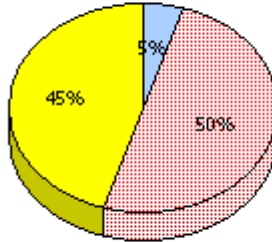
District

Province

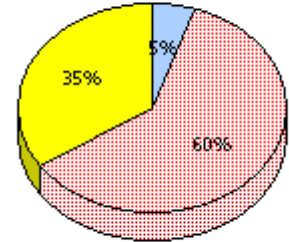
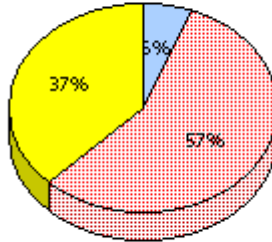
2011
 AGR (0)



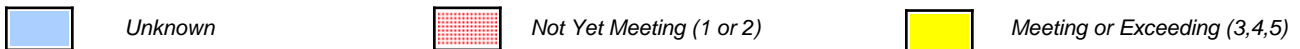
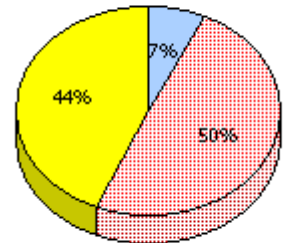
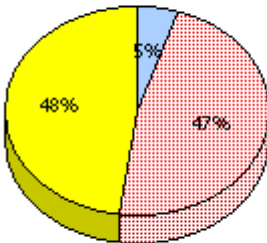
2010
 AGR (1)



2009
 AGR (5)



2008
 AGR (4)



* In some cases, CRT numbers may exceed AGR numbers based on late enrolments. Pie chart is based on the number of students who wrote the CRT.

* Number Operations score is composite of Reasoning, Communication, Connections and Representations, and Problem Solving.

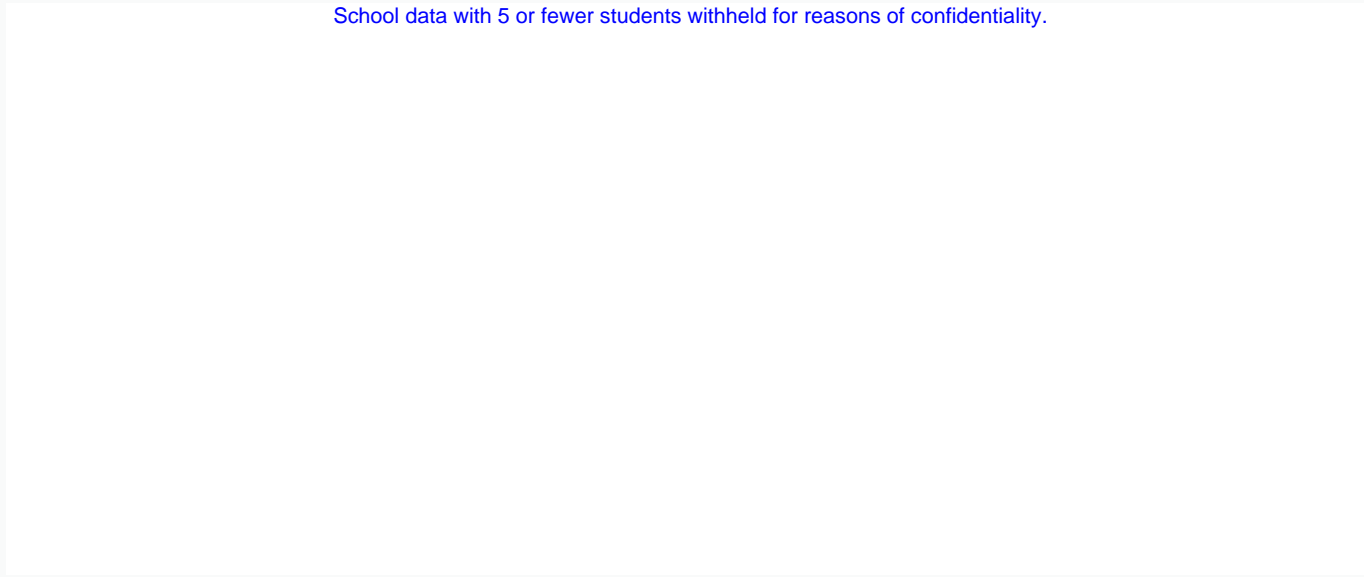
District 3 - Nova Central

School #: 405 Cottrell's Cove Academy

Number Operations

Percentage of students at level 3 or above (2008 - 2011)

School data with 5 or fewer students withheld for reasons of confidentiality.



* In some cases, CRT numbers may exceed AGR numbers based on late enrolments. Pie chart is based on the number of students who wrote the CRT.

* Number Operations score is composite of Reasoning, Communication, Connections and Representations, and Problem Solving.

Source: Division of Evaluation and Research, Department of Education

District 3 - Nova Central

School #: 406 Fitzgerald Academy

Number Operations

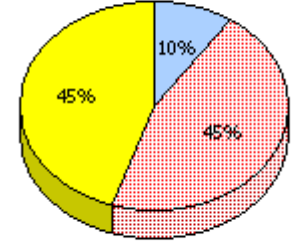
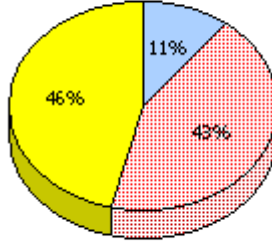
School

School data with 5 or fewer students withheld for reasons of confidentiality.

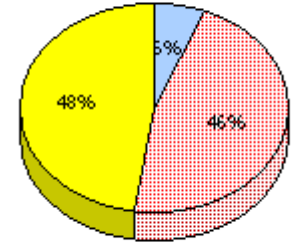
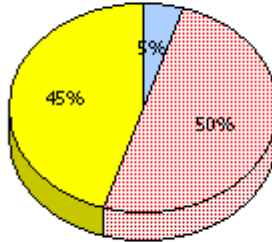
District

Province

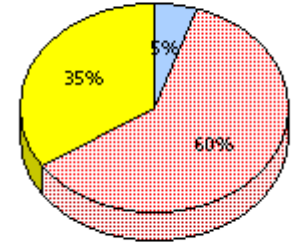
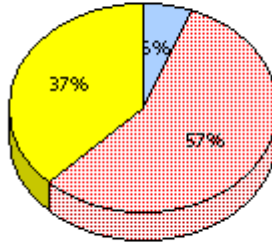
2011
AGR (8)



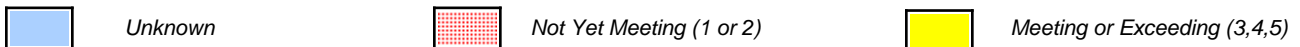
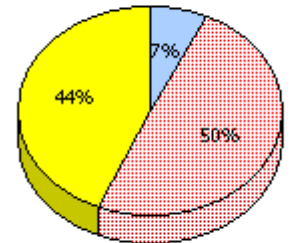
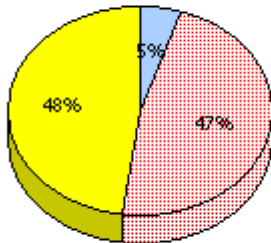
2010
AGR (13)



2009
AGR (14)



2008
AGR (23)



* In some cases, CRT numbers may exceed AGR numbers based on late enrolments. Pie chart is based on the number of students who wrote the CRT.

* Number Operations score is composite of Reasoning, Communication, Connections and Representations, and Problem Solving.

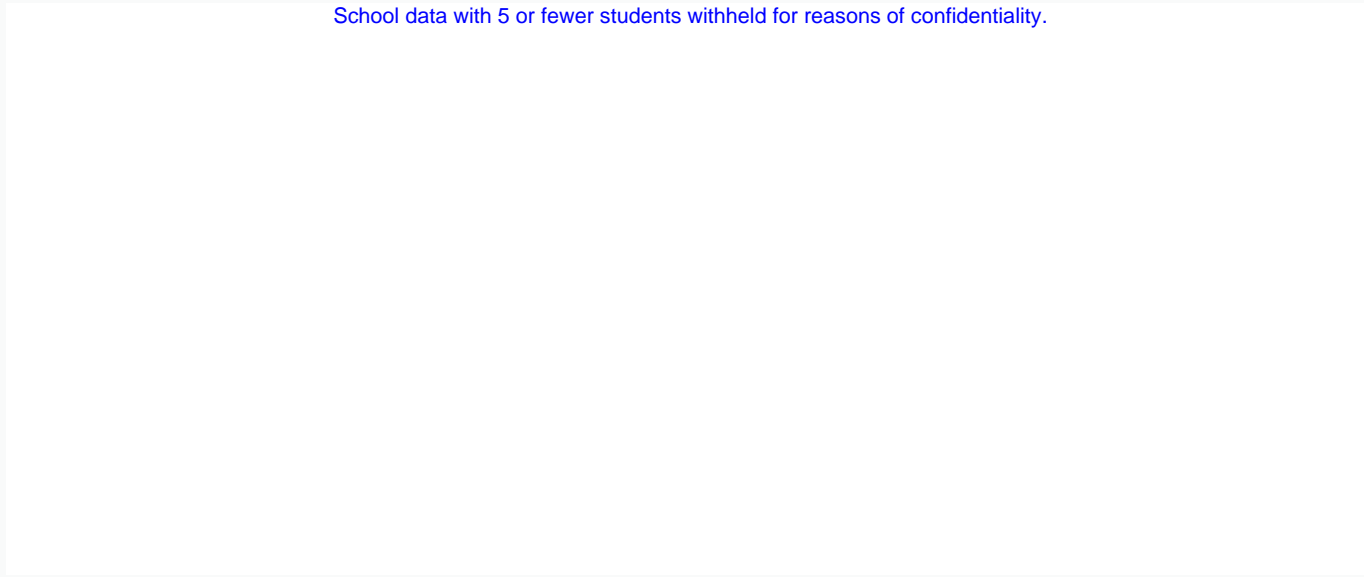
District 3 - Nova Central

School #: 406 Fitzgerald Academy

Number Operations

Percentage of students at level 3 or above (2008 - 2011)

School data with 5 or fewer students withheld for reasons of confidentiality.




2008

2009

2010

2011

 School

 District

 Province

* In some cases, CRT numbers may exceed AGR numbers based on late enrolments. Pie chart is based on the number of students who wrote the CRT.

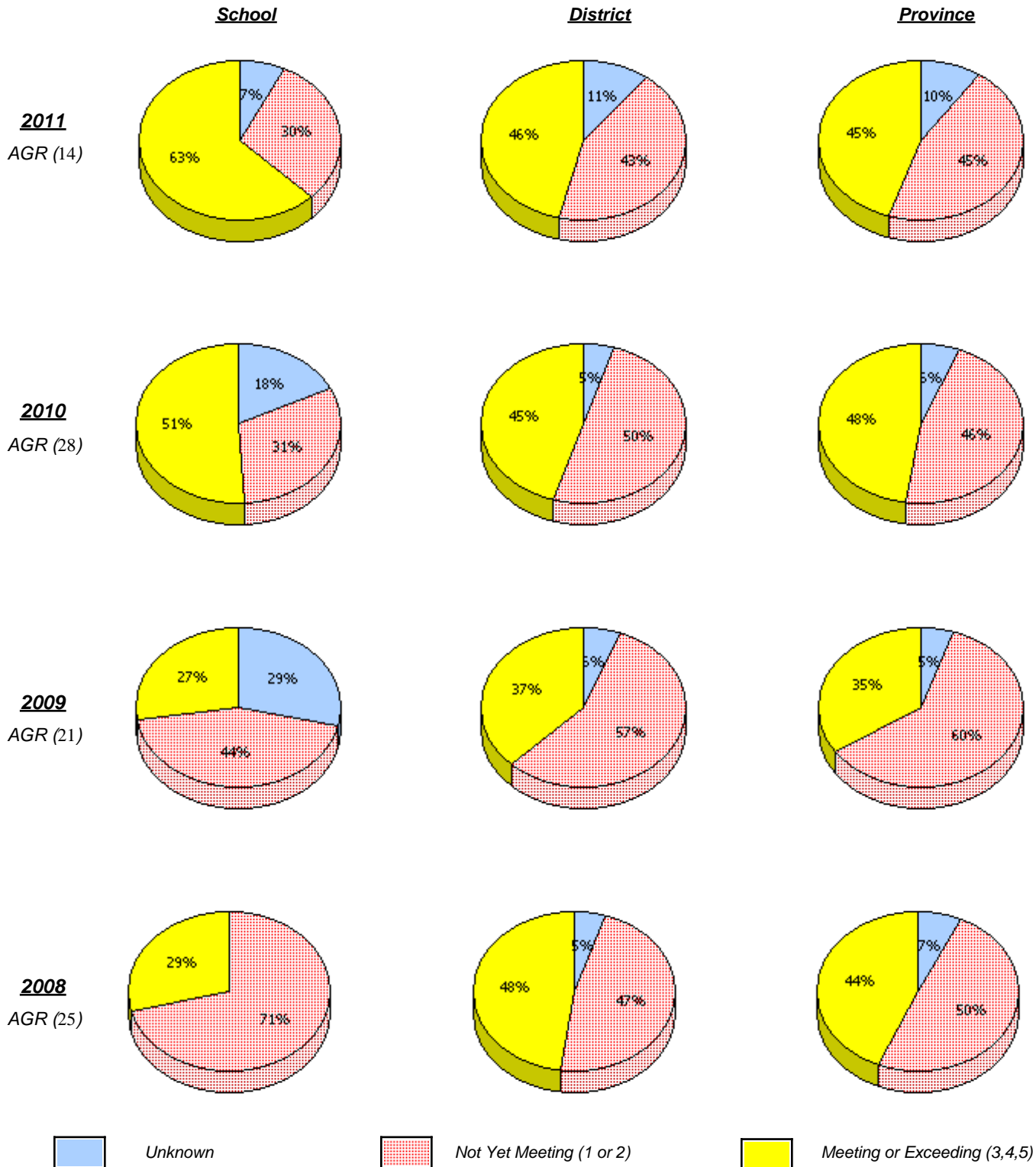
* Number Operations score is composite of Reasoning, Communication, Connections and Representations, and Problem Solving.

Source: Division of Evaluation and Research, Department of Education

District 3 - Nova Central

School #: 407 Bay d'Espoir Academy

Number Operations



* In some cases, CRT numbers may exceed AGR numbers based on late enrolments. Pie chart is based on the number of students who wrote the CRT.

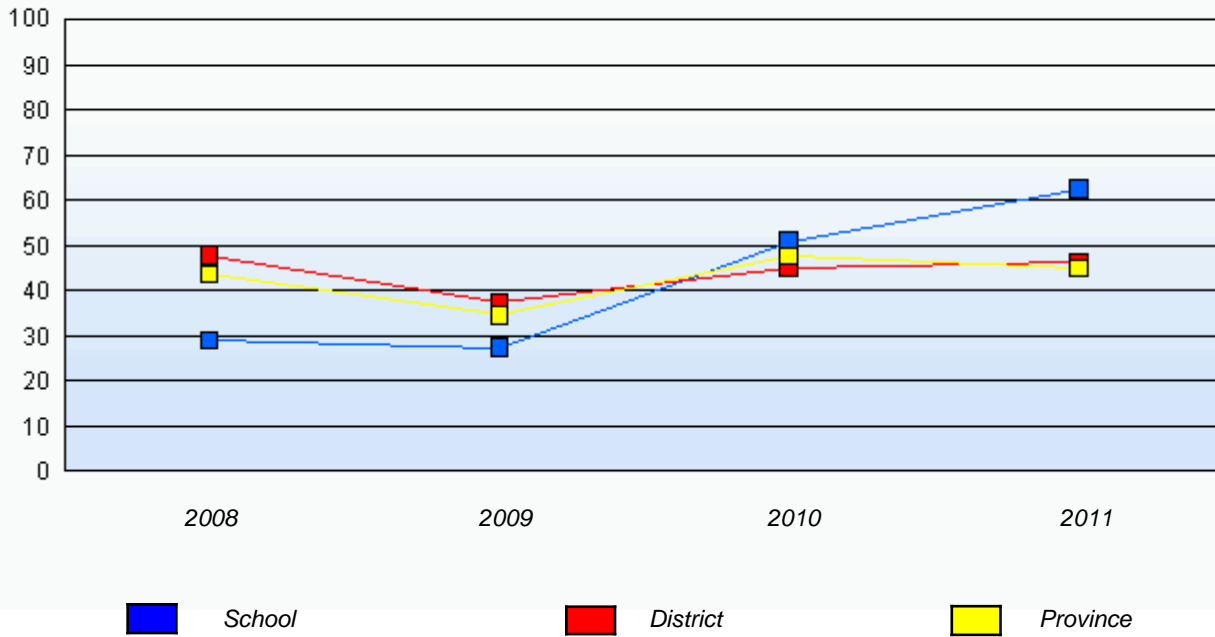
* Number Operations score is composite of Reasoning, Communication, Connections and Representations, and Problem Solving.

District 3 - Nova Central

School #: 407 Bay d'Espoir Academy

Number Operations

Percentage of students at level 3 or above (2008 - 2011)



* In some cases, CRT numbers may exceed AGR numbers based on late enrolments. Pie chart is based on the number of students who wrote the CRT.

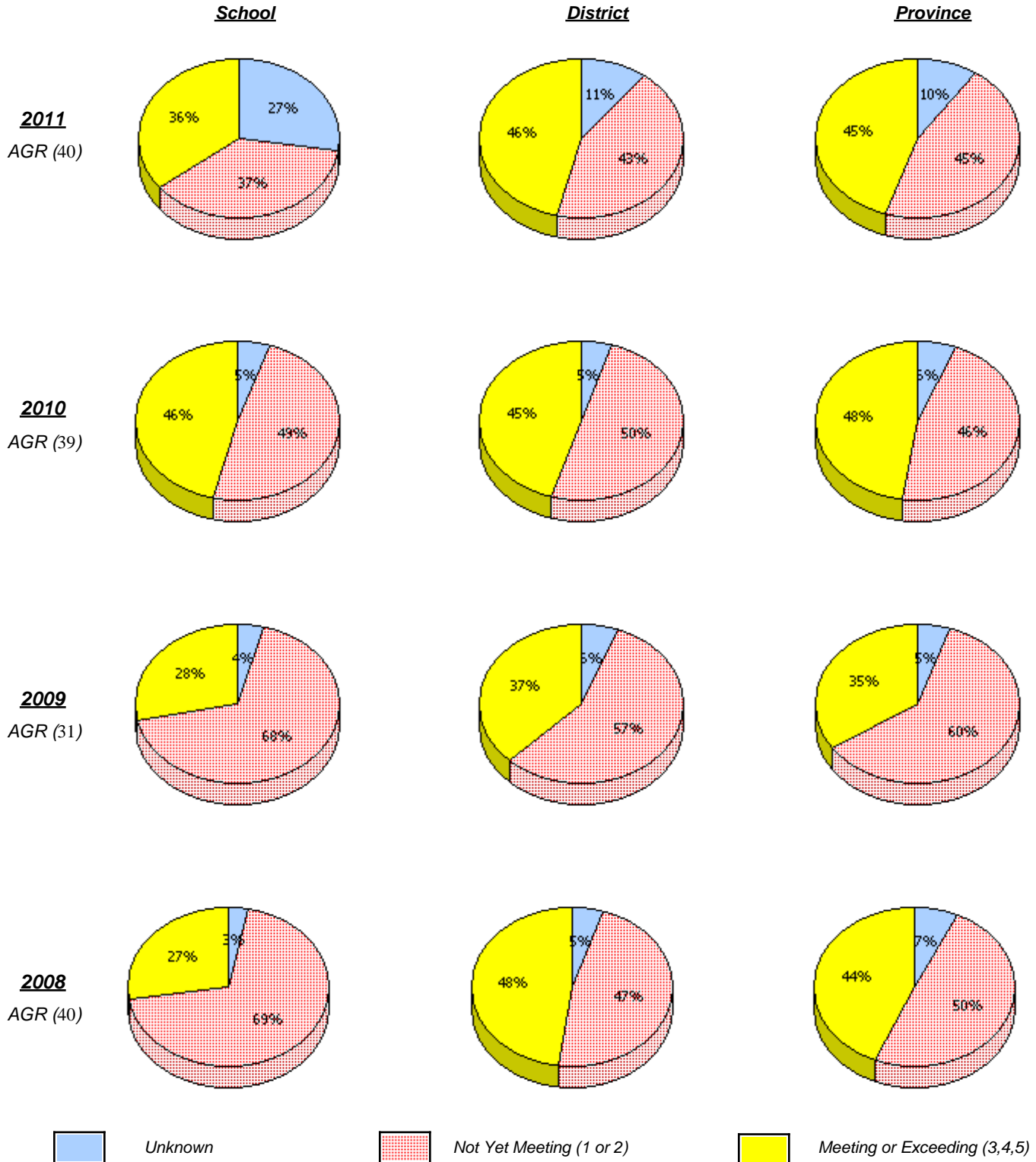
* Number Operations score is composite of Reasoning, Communication, Connections and Representations, and Problem Solving.

Source: Division of Evaluation and Research, Department of Education

District 3 - Nova Central

School #: 409 Indian River Academy

Number Operations



* In some cases, CRT numbers may exceed AGR numbers based on late enrolments. Pie chart is based on the number of students who wrote the CRT.

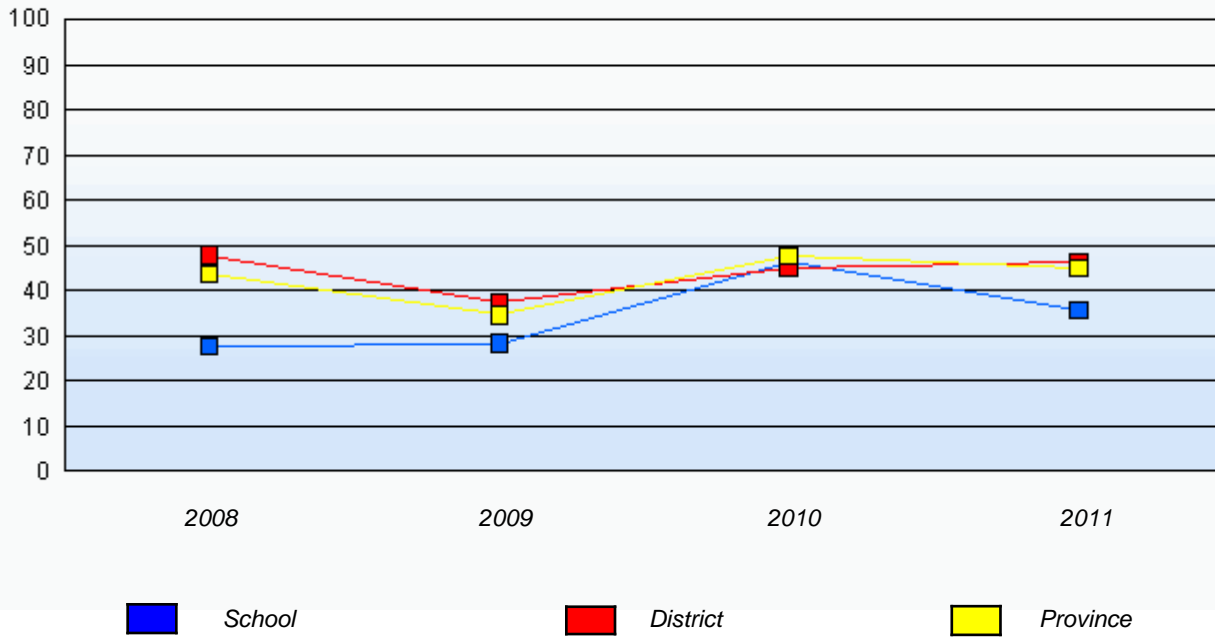
* Number Operations score is composite of Reasoning, Communication, Connections and Representations, and Problem Solving.

District 3 - Nova Central

School #: 409 Indian River Academy

Number Operations

Percentage of students at level 3 or above (2008 - 2011)



* In some cases, CRT numbers may exceed AGR numbers based on late enrolments. Pie chart is based on the number of students who wrote the CRT.

* Number Operations score is composite of Reasoning, Communication, Connections and Representations, and Problem Solving.

Source: Division of Evaluation and Research, Department of Education

District 3 - Nova Central

School #: 413 Holy Cross School Complex

Number Operations

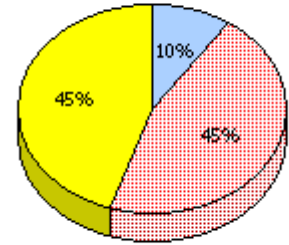
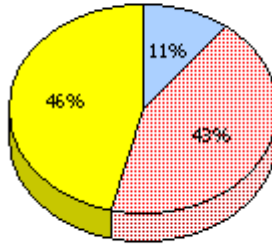
School

School data with 5 or fewer students withheld for reasons of confidentiality.

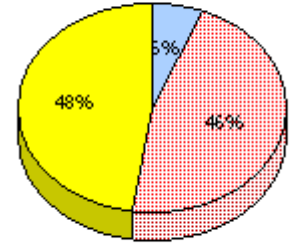
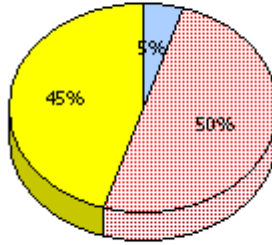
District

Province

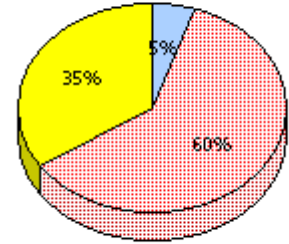
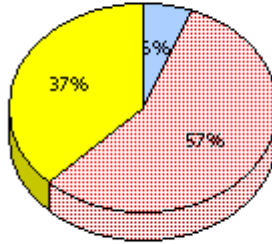
2011
AGR (6)



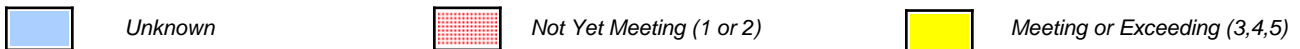
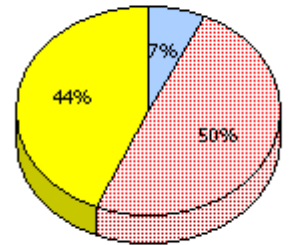
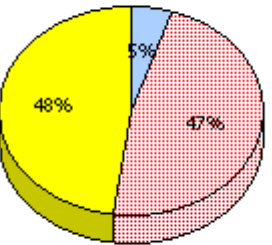
2010
AGR (9)



2009
AGR (7)



2008
AGR (4)



* In some cases, CRT numbers may exceed AGR numbers based on late enrolments. Pie chart is based on the number of students who wrote the CRT.

* Number Operations score is composite of Reasoning, Communication, Connections and Representations, and Problem Solving.

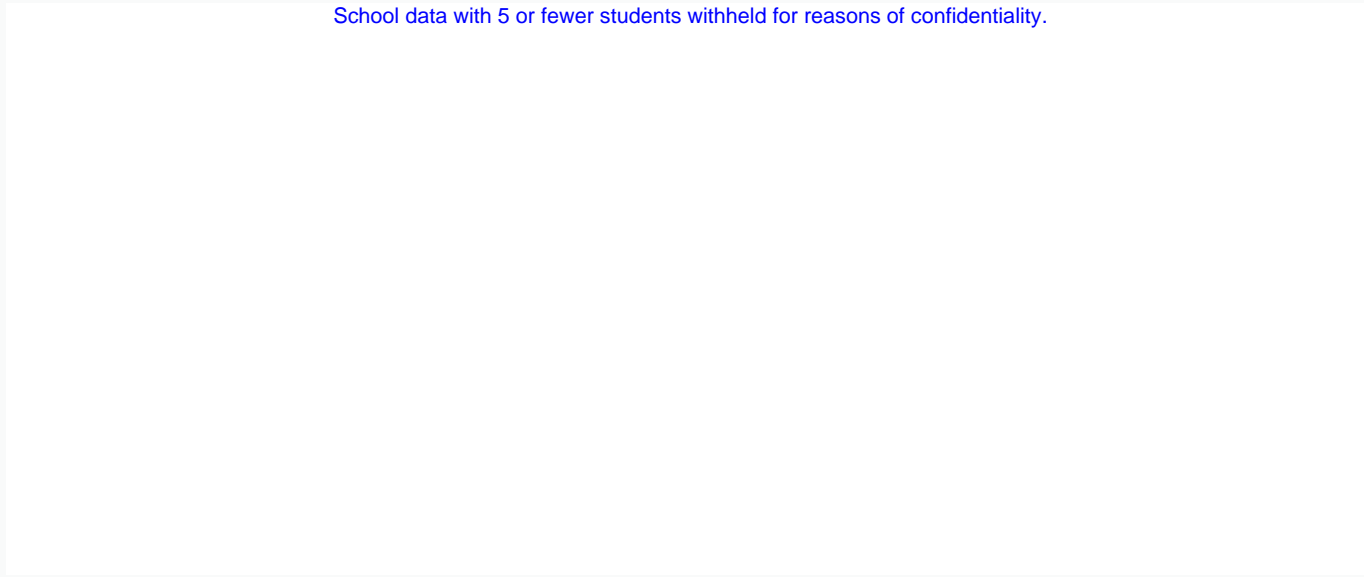
District 3 - Nova Central

School #: 413 Holy Cross School Complex

Number Operations

Percentage of students at level 3 or above (2008 - 2011)

School data with 5 or fewer students withheld for reasons of confidentiality.



* In some cases, CRT numbers may exceed AGR numbers based on late enrolments. Pie chart is based on the number of students who wrote the CRT.

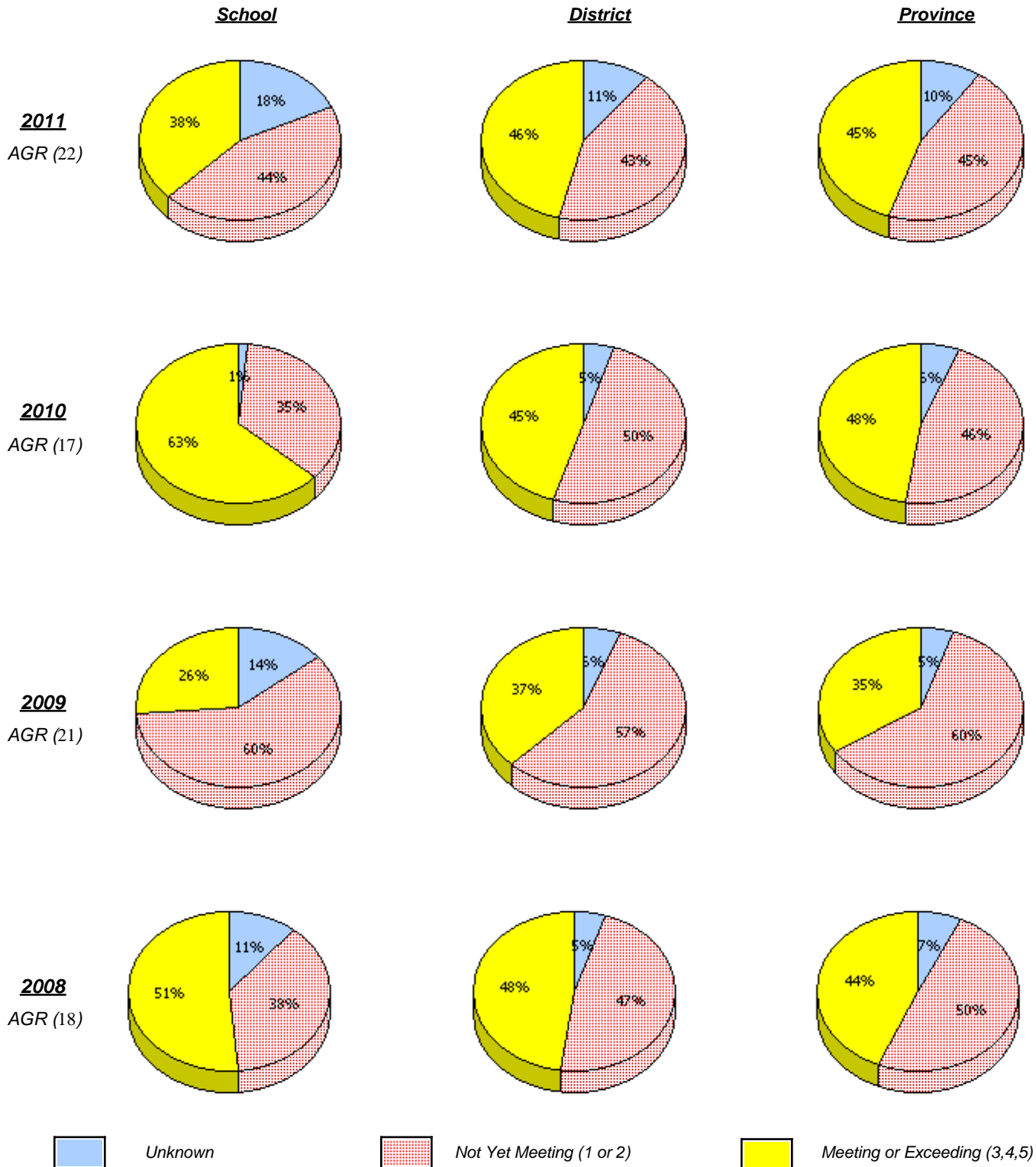
* Number Operations score is composite of Reasoning, Communication, Connections and Representations, and Problem Solving.

Source: Division of Evaluation and Research, Department of Education

District 3 - Nova Central

School #: 414 Fogo Island Central Academy

Number Operations



* In some cases, CRT numbers may exceed AGR numbers based on late enrolments. Pie chart is based on the number of students who wrote the CRT.

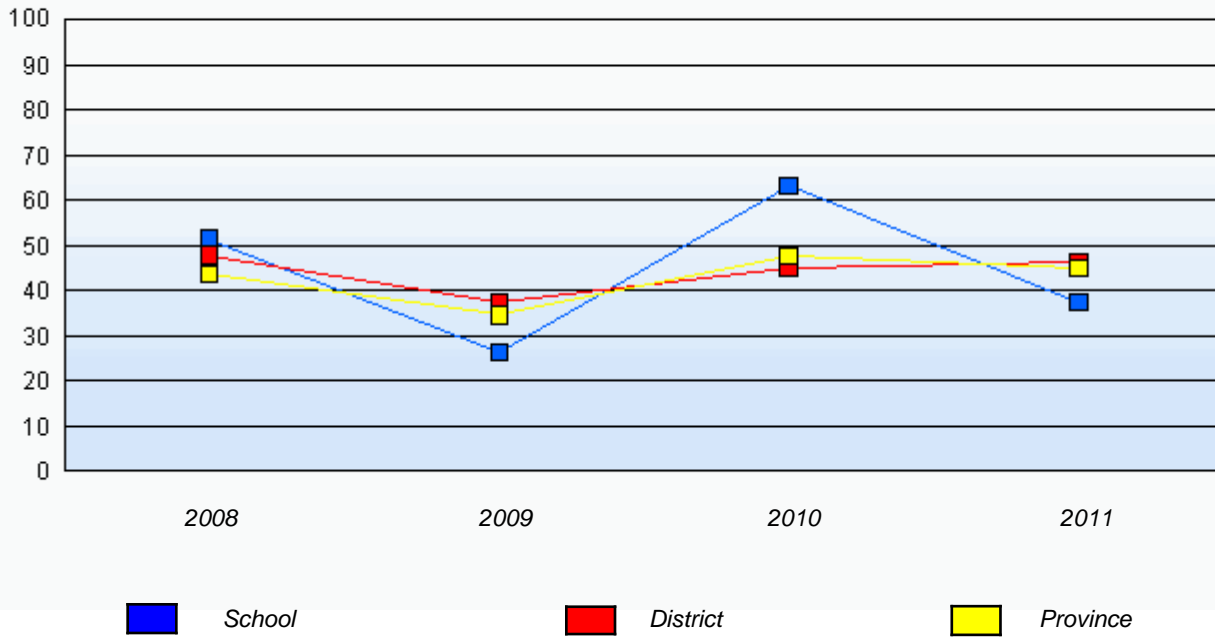
* Number Operations score is composite of Reasoning, Communication, Connections and Representations, and Problem Solving.

District 3 - Nova Central

School #: 414 Fogo Island Central Academy

Number Operations

Percentage of students at level 3 or above (2008 - 2011)



* In some cases, CRT numbers may exceed AGR numbers based on late enrolments. Pie chart is based on the number of students who wrote the CRT.

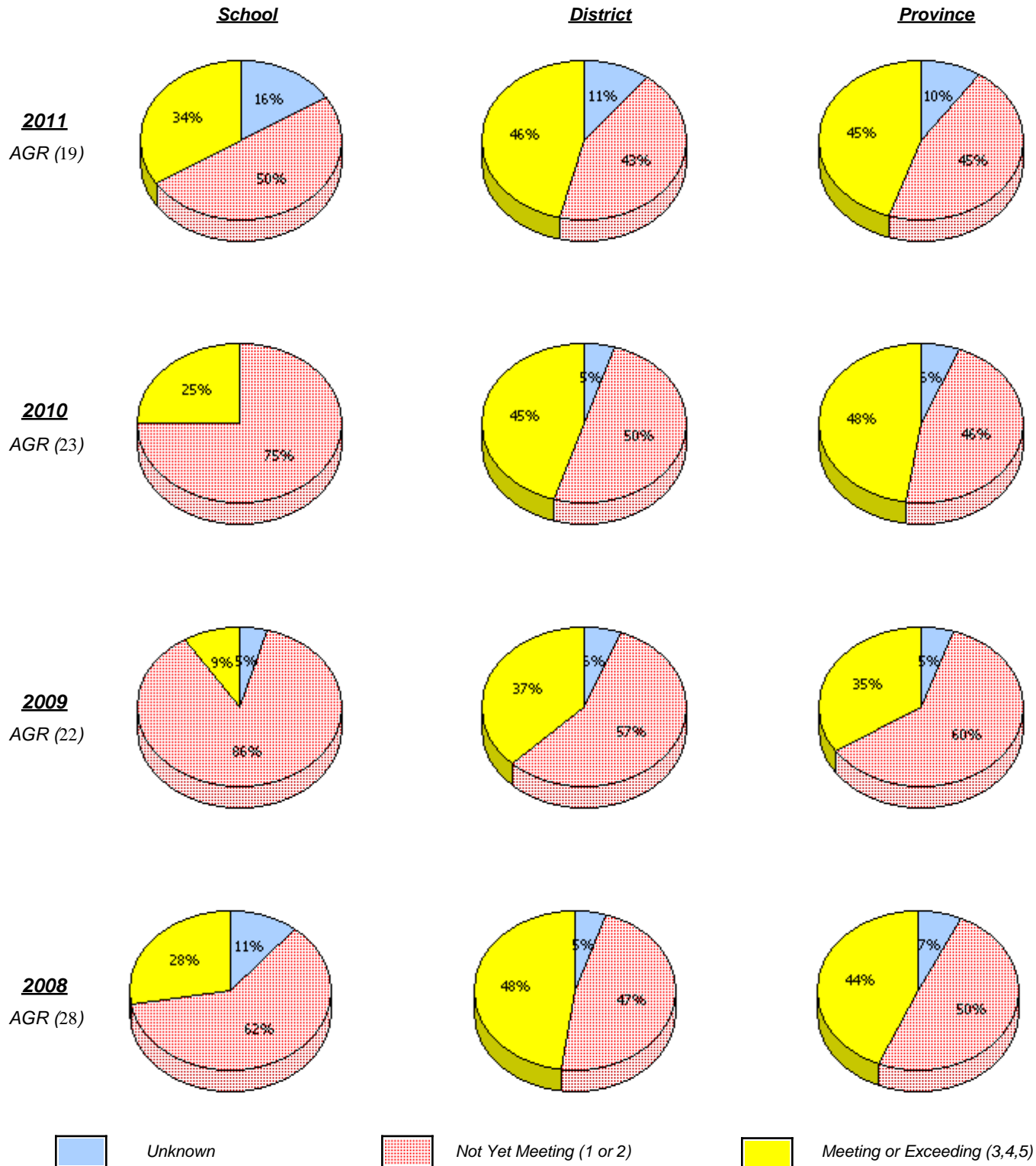
* Number Operations score is composite of Reasoning, Communication, Connections and Representations, and Problem Solving.

Source: Division of Evaluation and Research, Department of Education

District 3 - Nova Central

School #: 416 Smallwood Academy

Number Operations



* In some cases, CRT numbers may exceed AGR numbers based on late enrolments. Pie chart is based on the number of students who wrote the CRT.

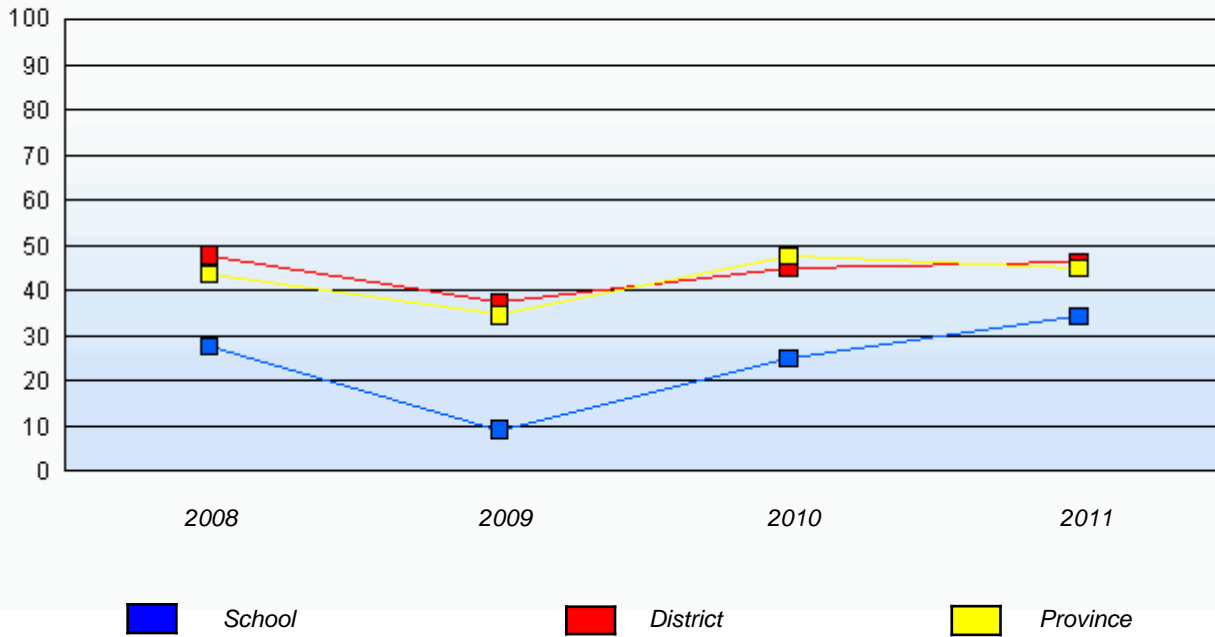
* Number Operations score is composite of Reasoning, Communication, Connections and Representations, and Problem Solving.

District 3 - Nova Central

School #: 416 Smallwood Academy

Number Operations

Percentage of students at level 3 or above (2008 - 2011)



* In some cases, CRT numbers may exceed AGR numbers based on late enrolments. Pie chart is based on the number of students who wrote the CRT.

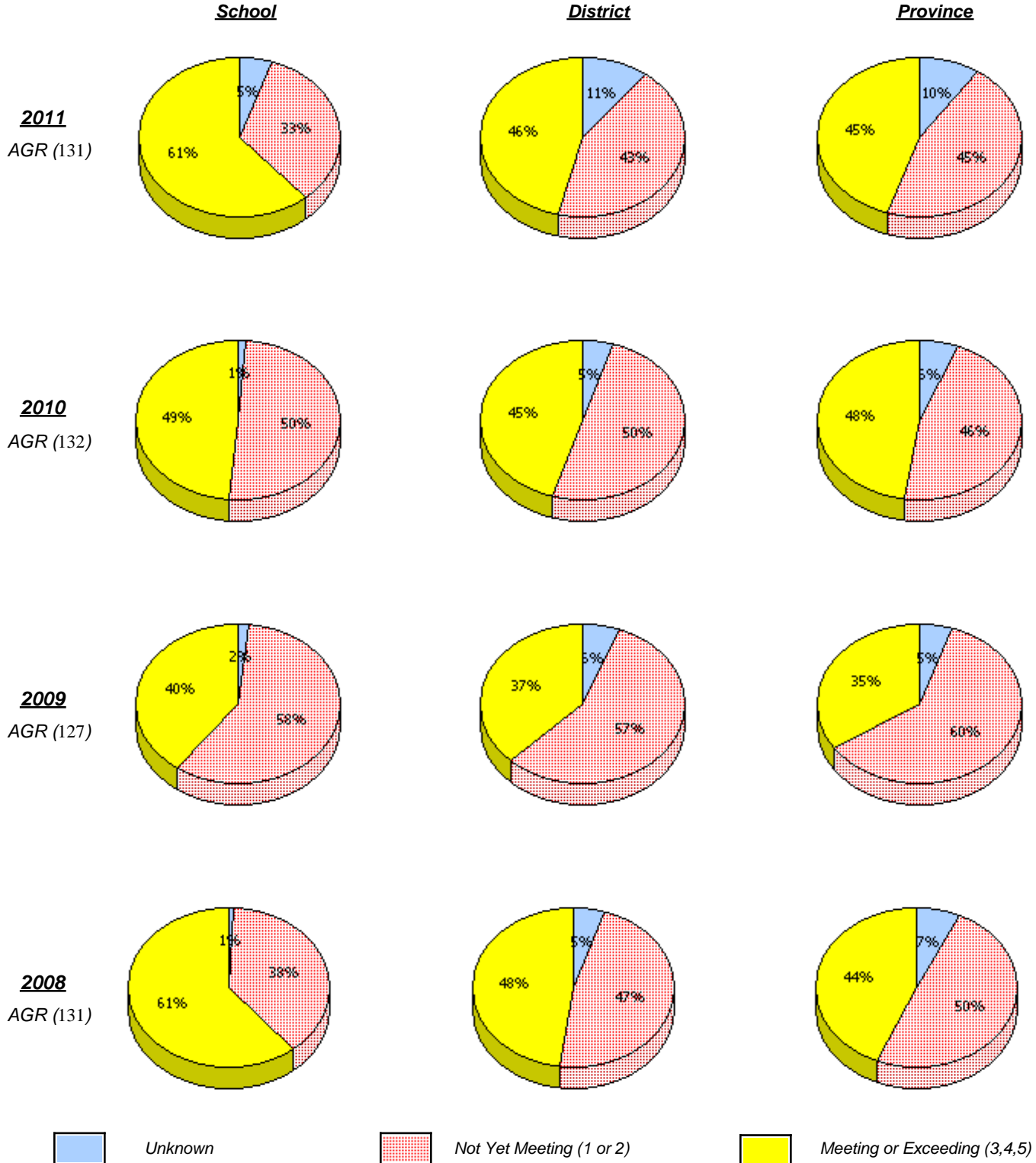
* Number Operations score is composite of Reasoning, Communication, Connections and Representations, and Problem Solving.

Source: Division of Evaluation and Research, Department of Education

District 3 - Nova Central

School #: 417 Gander Academy

Number Operations



* In some cases, CRT numbers may exceed AGR numbers based on late enrolments. Pie chart is based on the number of students who wrote the CRT.

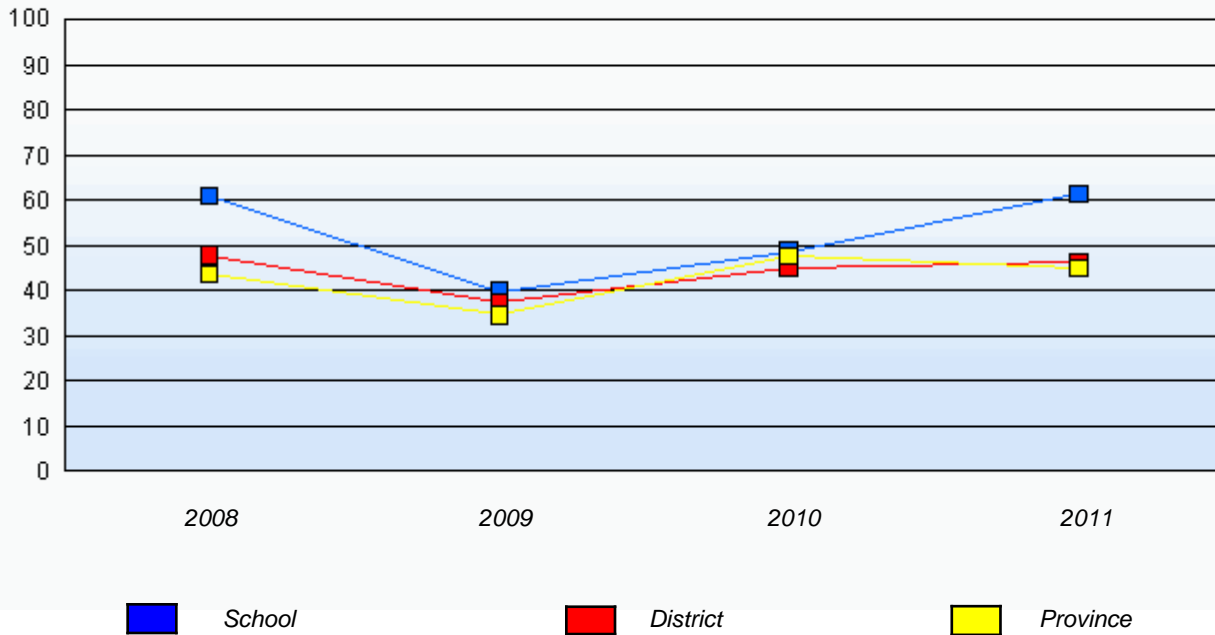
* Number Operations score is composite of Reasoning, Communication, Connections and Representations, and Problem Solving.

District 3 - Nova Central

School #: 417 Gander Academy

Number Operations

Percentage of students at level 3 or above (2008 - 2011)



* In some cases, CRT numbers may exceed AGR numbers based on late enrolments. Pie chart is based on the number of students who wrote the CRT.

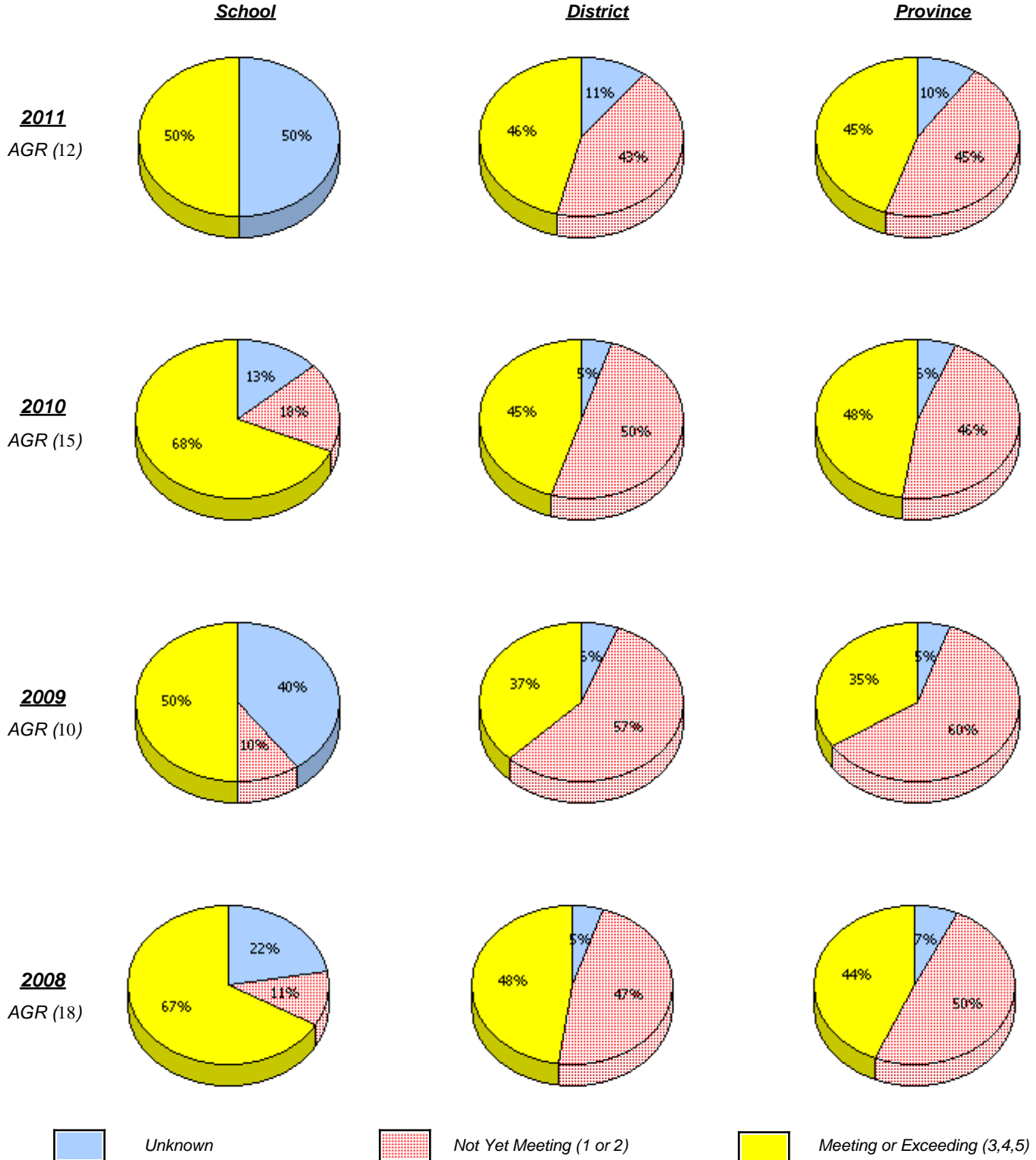
* Number Operations score is composite of Reasoning, Communication, Connections and Representations, and Problem Solving.

Source: Division of Evaluation and Research, Department of Education

District 3 - Nova Central

School #: 421 Lakewood Academy

Number Operations



* In some cases, CRT numbers may exceed AGR numbers based on late enrolments. Pie chart is based on the number of students who wrote the CRT.

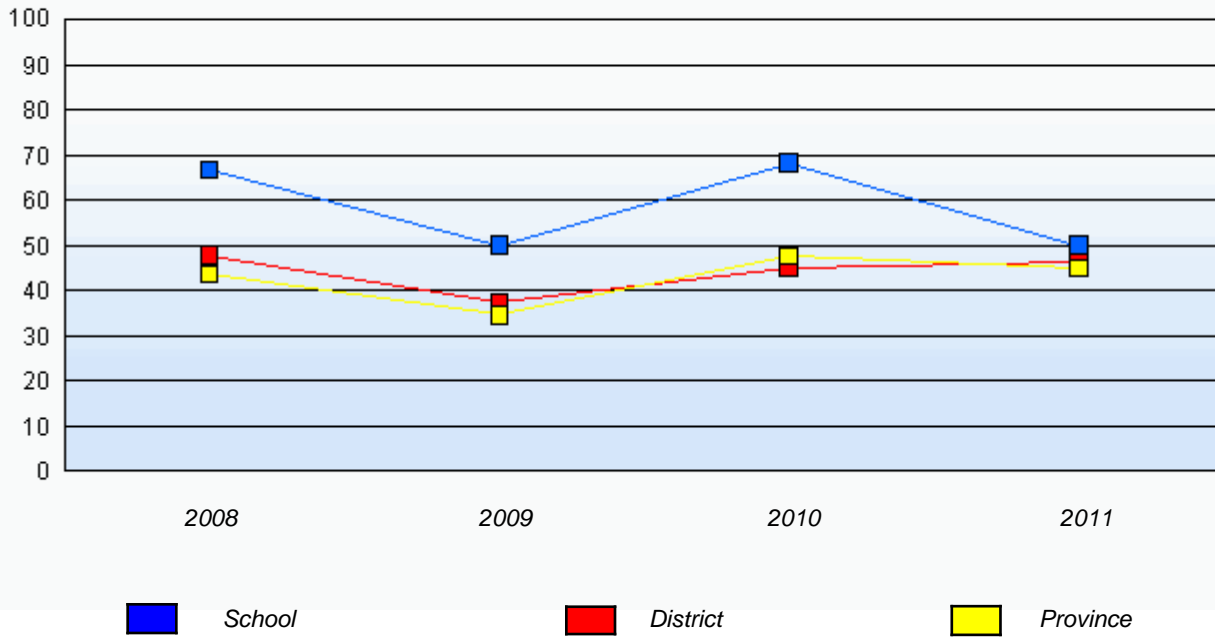
* Number Operations score is composite of Reasoning, Communication, Connections and Representations, and Problem Solving.

District 3 - Nova Central

School #: 421 Lakewood Academy

Number Operations

Percentage of students at level 3 or above (2008 - 2011)



* In some cases, CRT numbers may exceed AGR numbers based on late enrolments. Pie chart is based on the number of students who wrote the CRT.

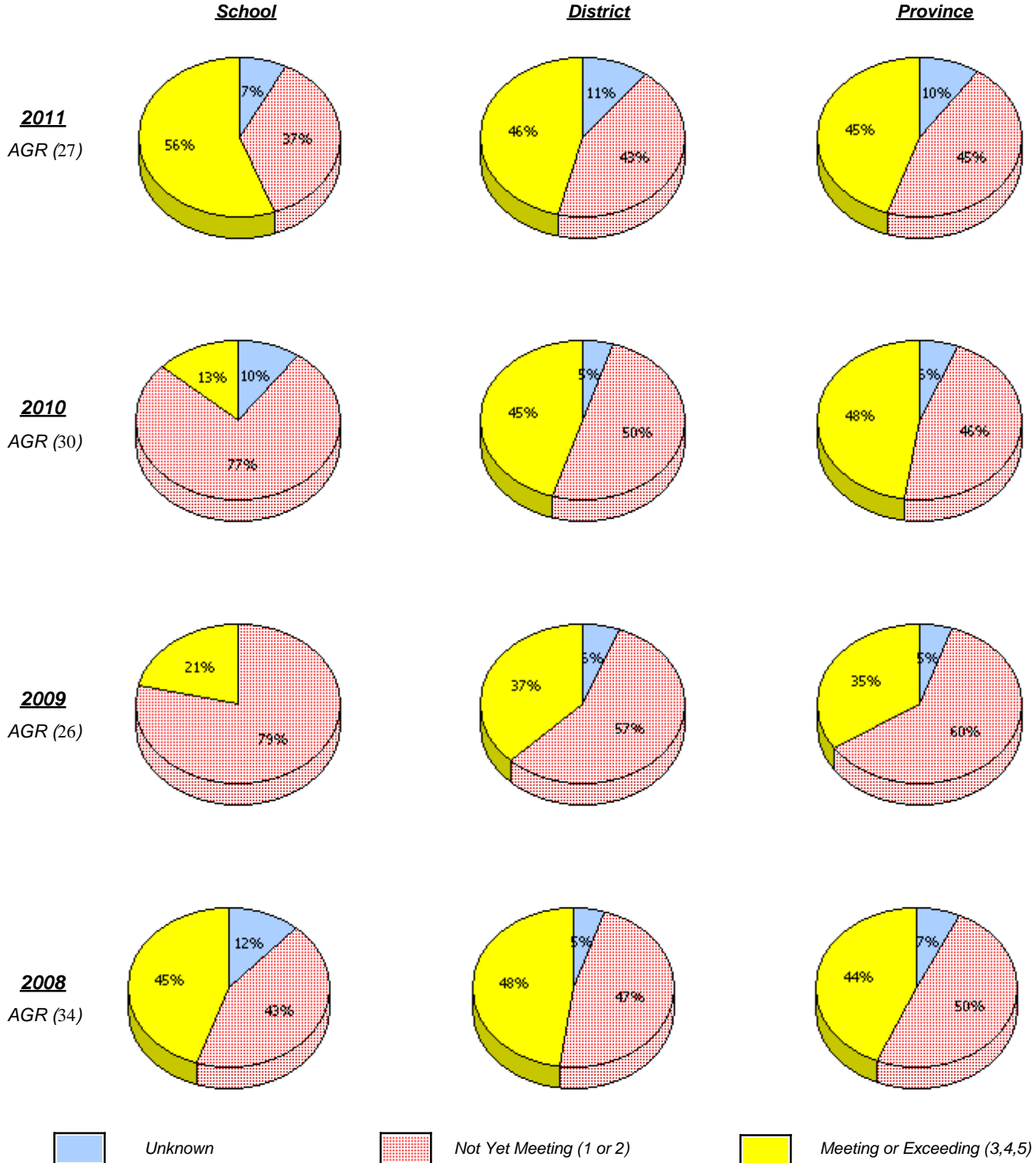
* Number Operations score is composite of Reasoning, Communication, Connections and Representations, and Problem Solving.

Source: Division of Evaluation and Research, Department of Education

District 3 - Nova Central

School #: 422 Glovertown Academy

Number Operations



* In some cases, CRT numbers may exceed AGR numbers based on late enrolments. Pie chart is based on the number of students who wrote the CRT.

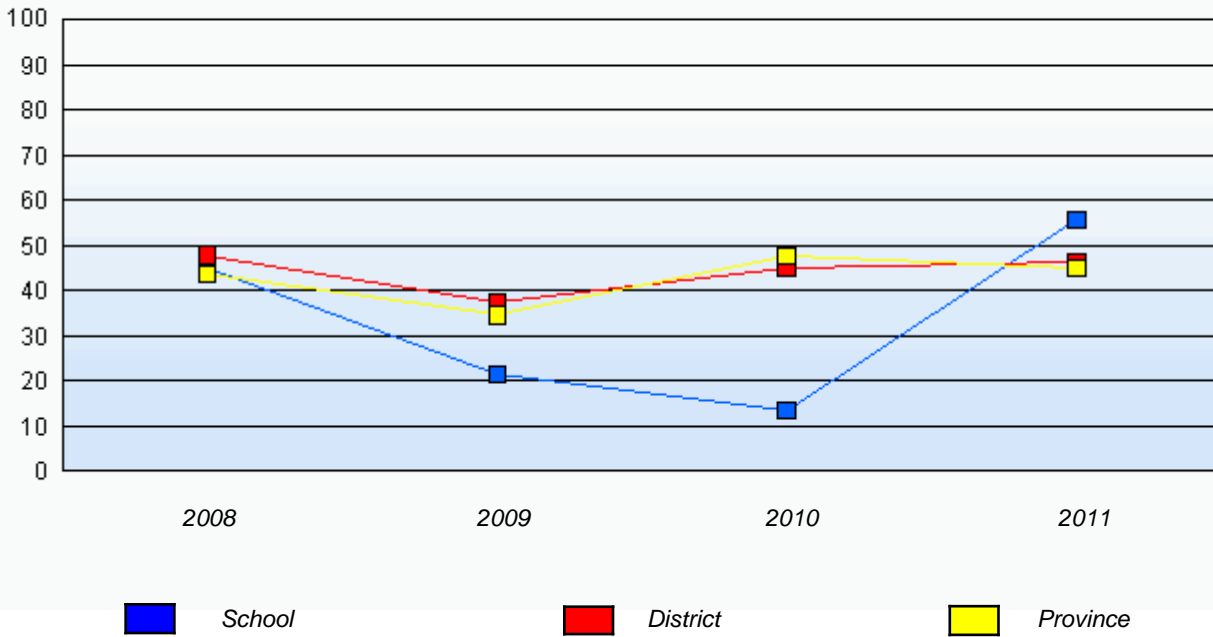
* Number Operations score is composite of Reasoning, Communication, Connections and Representations, and Problem Solving.

District 3 - Nova Central

School #: 422 Glovertown Academy

Number Operations

Percentage of students at level 3 or above (2008 - 2011)



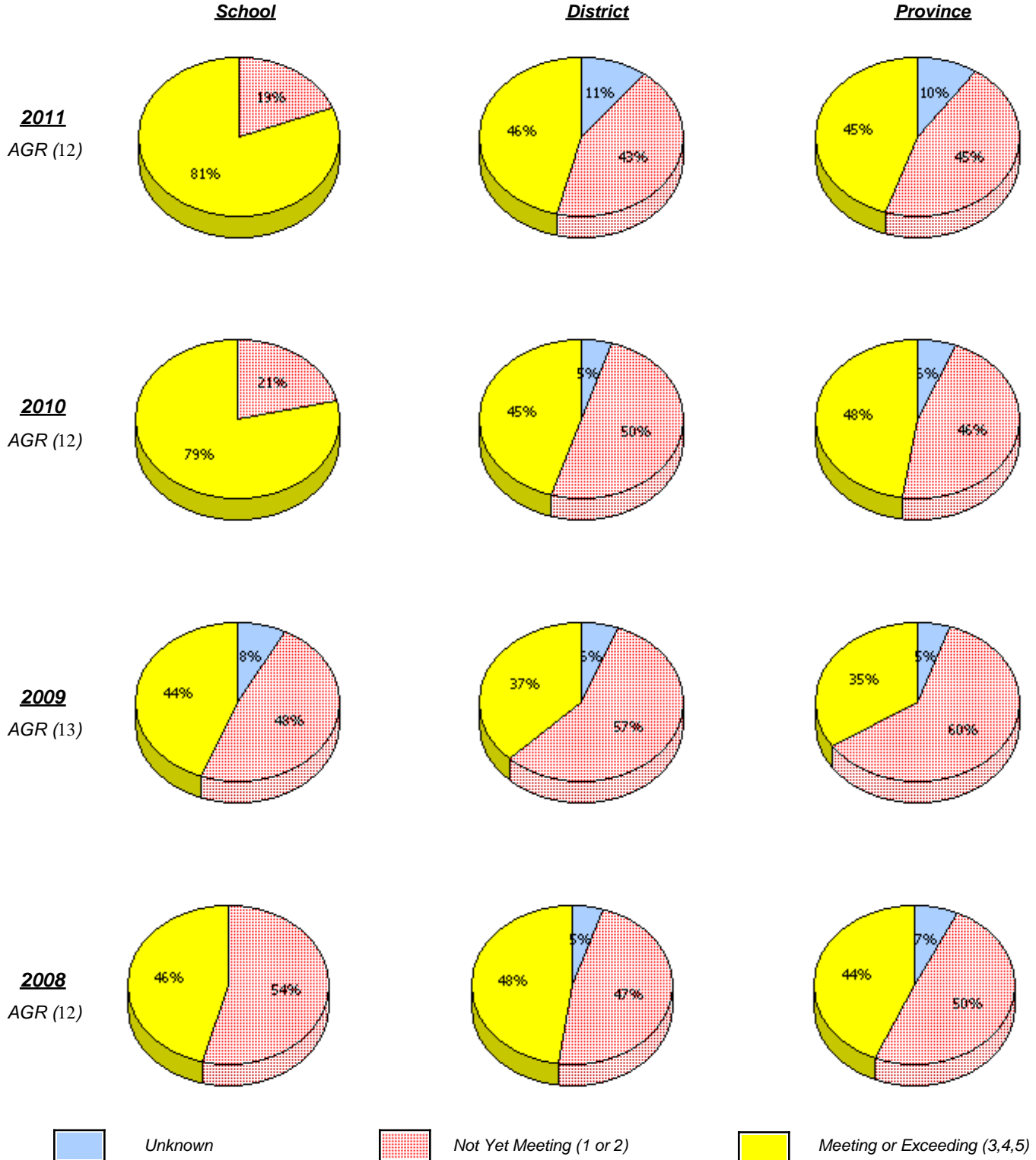
* In some cases, CRT numbers may exceed AGR numbers based on late enrolments. Pie chart is based on the number of students who wrote the CRT.

* Number Operations score is composite of Reasoning, Communication, Connections and Representations, and Problem Solving.

District 3 - Nova Central

School #: 426 Hillview Academy

Number Operations



* In some cases, CRT numbers may exceed AGR numbers based on late enrolments. Pie chart is based on the number of students who wrote the CRT.

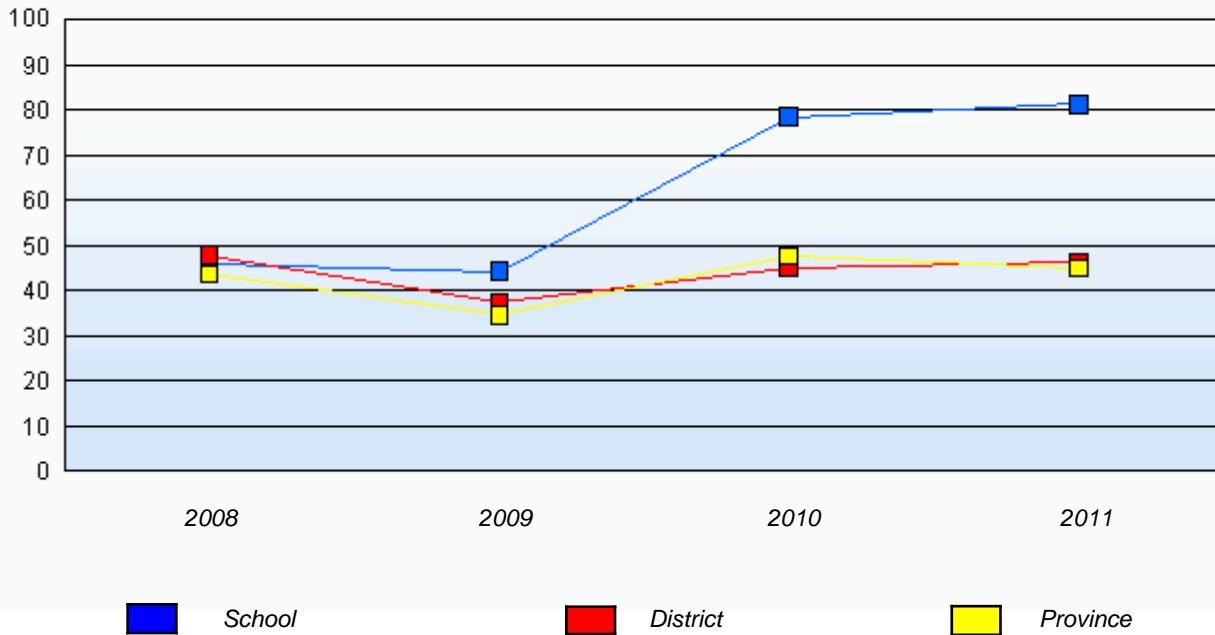
* Number Operations score is composite of Reasoning, Communication, Connections and Representations, and Problem Solving.

District 3 - Nova Central

School #: 426 Hillview Academy

Number Operations

Percentage of students at level 3 or above (2008 - 2011)



* In some cases, CRT numbers may exceed AGR numbers based on late enrolments. Pie chart is based on the number of students who wrote the CRT.

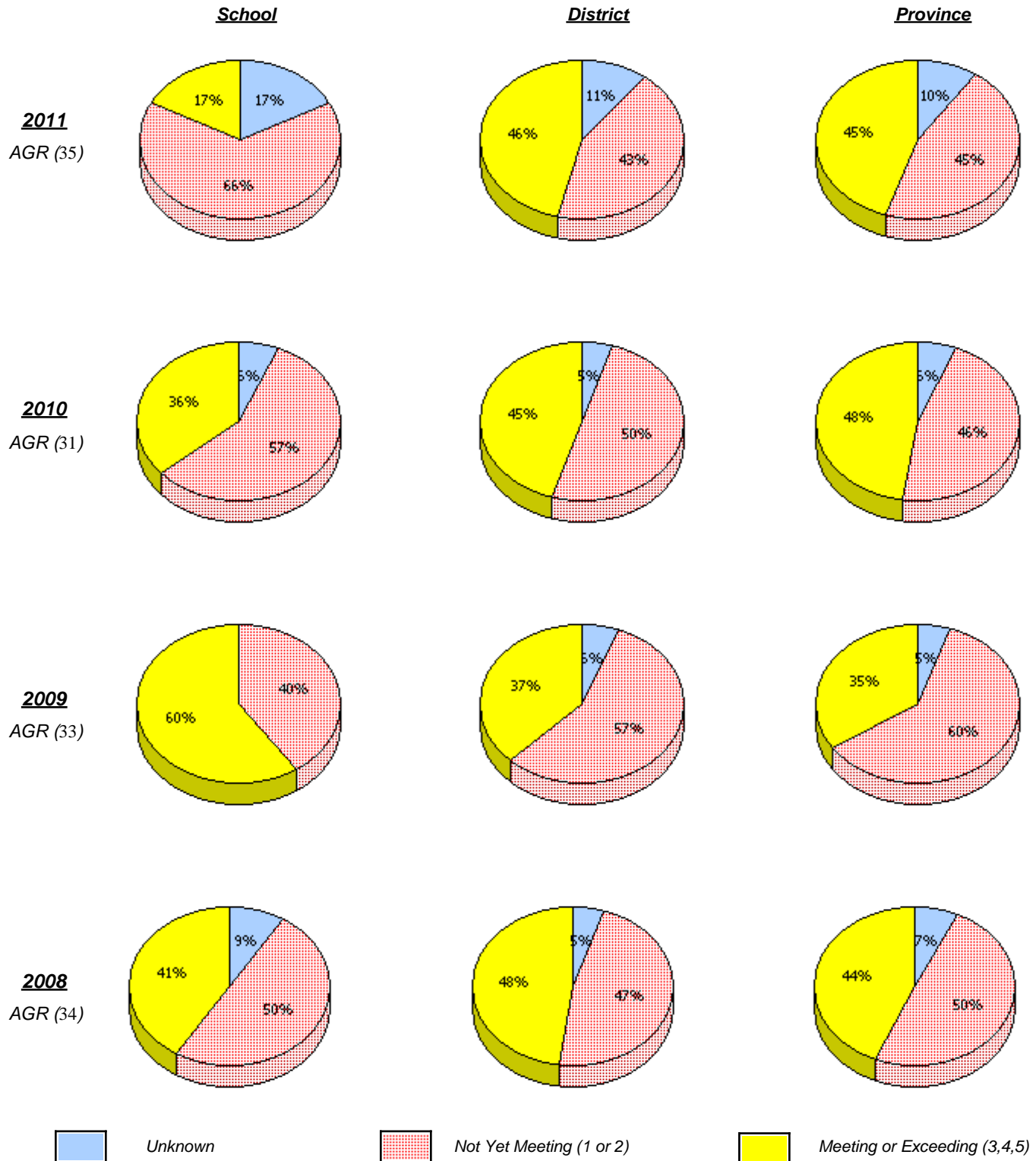
* Number Operations score is composite of Reasoning, Communication, Connections and Representations, and Problem Solving.

Source: Division of Evaluation and Research, Department of Education

District 3 - Nova Central

School #: 478 New World Island Academy

Number Operations



* In some cases, CRT numbers may exceed AGR numbers based on late enrolments. Pie chart is based on the number of students who wrote the CRT.

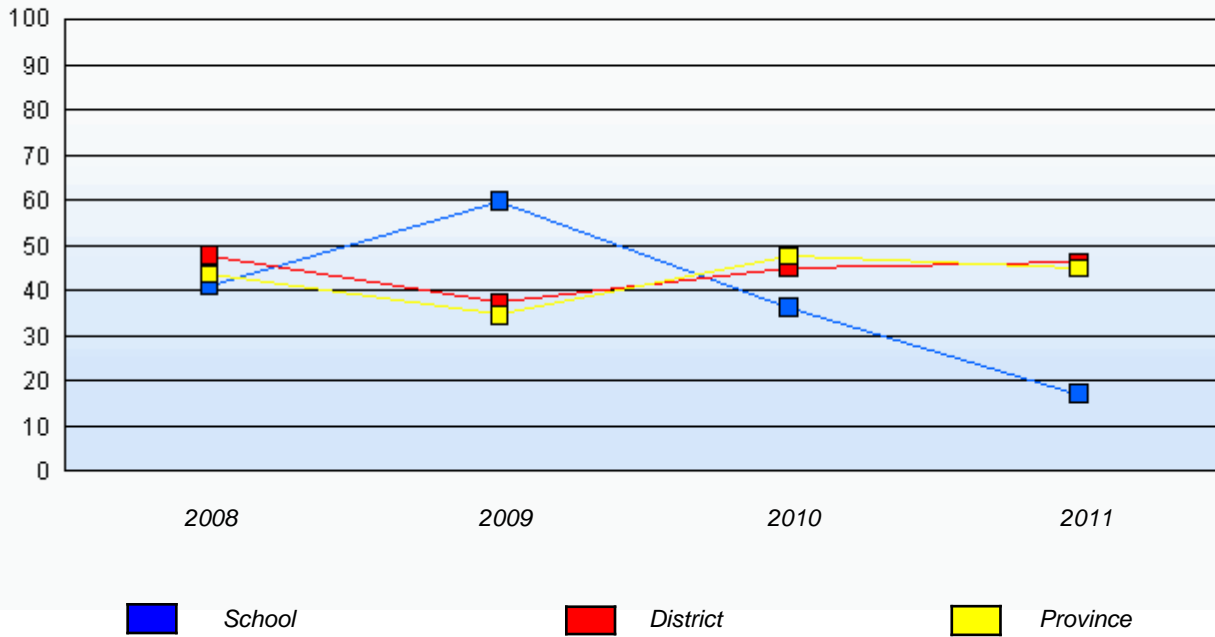
* Number Operations score is composite of Reasoning, Communication, Connections and Representations, and Problem Solving.

District 3 - Nova Central

School #: 478 New World Island Academy

Number Operations

Percentage of students at level 3 or above (2008 - 2011)



* In some cases, CRT numbers may exceed AGR numbers based on late enrolments. Pie chart is based on the number of students who wrote the CRT.

* Number Operations score is composite of Reasoning, Communication, Connections and Representations, and Problem Solving.

Source: Division of Evaluation and Research, Department of Education