

District 2 - Western

School #: 022 William Gillett Academy

Number Operations

School

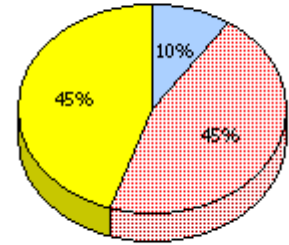
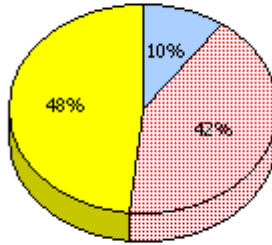
School data with 5 or fewer students withheld for reasons of confidentiality.

District

Province

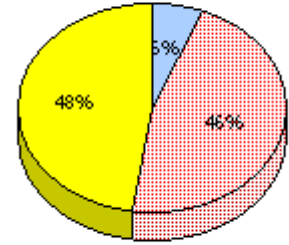
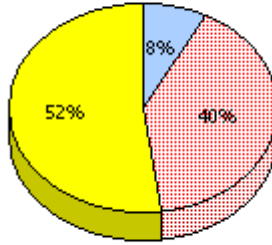
2011

AGR (4)



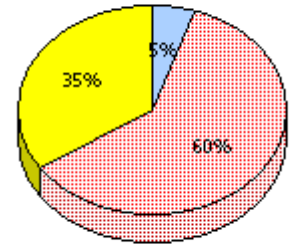
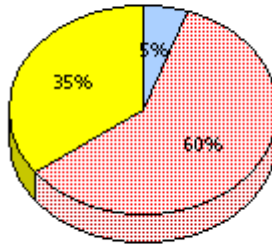
2010

AGR (9)



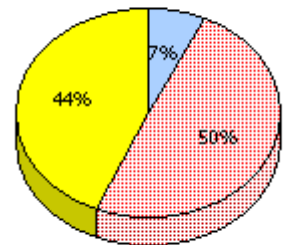
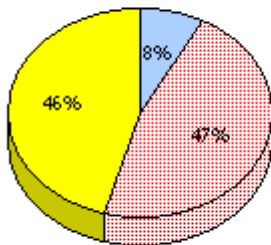
2009

AGR (5)



2008

AGR (5)



Unknown



Not Yet Meeting (1 or 2)



Meeting or Exceeding (3,4,5)

* In some cases, CRT numbers may exceed AGR numbers based on late enrolments. Pie chart is based on the number of students who wrote the CRT.

* Number Operations score is composite of Reasoning, Communication, Connections and Representations, and Problem Solving.

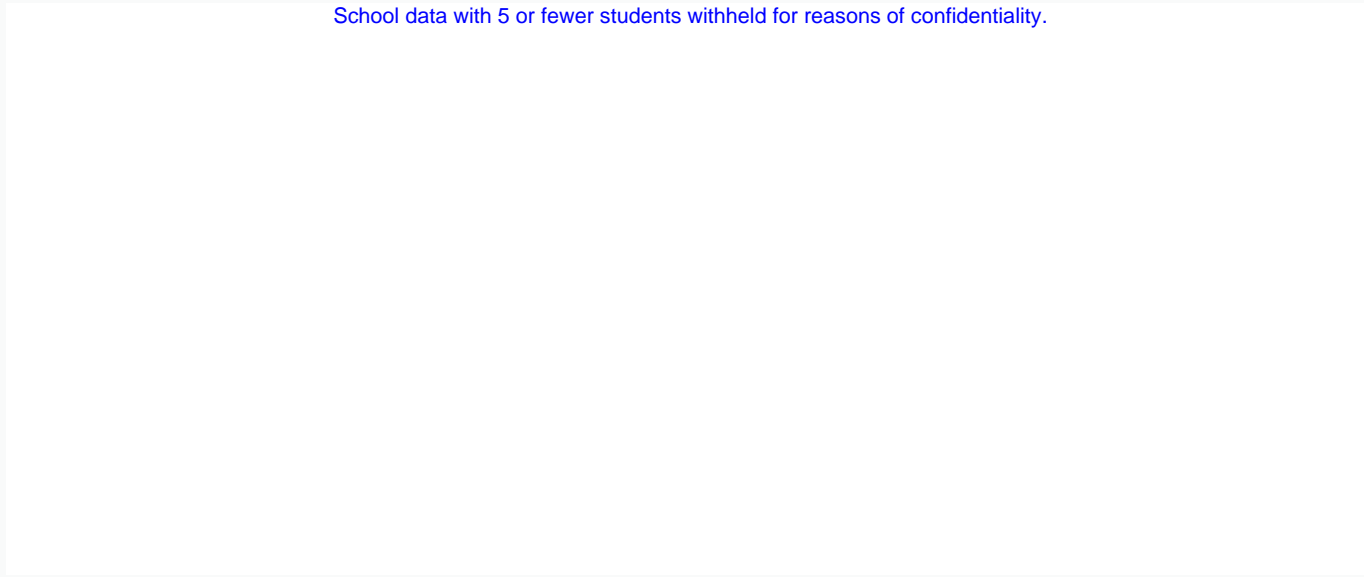
District 2 - Western

School #: 022 William Gillett Academy

Number Operations

Percentage of students at level 3 or above (2008 - 2011)

School data with 5 or fewer students withheld for reasons of confidentiality.



2008 2009 2010 2011

 School  District  Province

* In some cases, CRT numbers may exceed AGR numbers based on late enrolments. Pie chart is based on the number of students who wrote the CRT.

* Number Operations score is composite of Reasoning, Communication, Connections and Representations, and Problem Solving.

Source: Division of Evaluation and Research, Department of Education

District 2 - Western

School #: 023 Sacred Heart AG

Number Operations

School

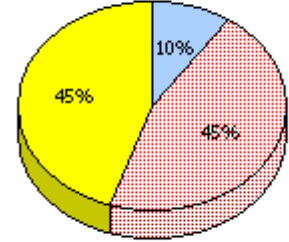
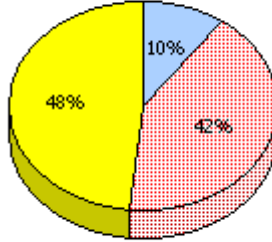
School data with 5 or fewer students withheld for reasons of confidentiality.

District

Province

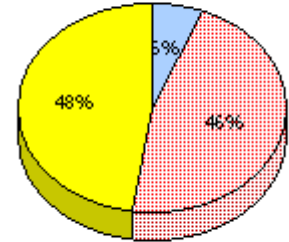
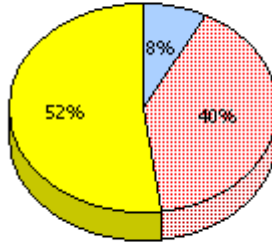
2011

AGR (1)



2010

AGR (1)



2009

AGR (0)

2008

AGR (0)



Unknown



Not Yet Meeting (1 or 2)



Meeting or Exceeding (3,4,5)

* In some cases, CRT numbers may exceed AGR numbers based on late enrolments. Pie chart is based on the number of students who wrote the CRT.

* Number Operations score is composite of Reasoning, Communication, Connections and Representations, and Problem Solving.

District 2 - Western

School #: 023 Sacred Heart AG

Number Operations

Percentage of students at level 3 or above (2008 - 2011)

School data with 5 or fewer students withheld for reasons of confidentiality.



* In some cases, CRT numbers may exceed AGR numbers based on late enrolments. Pie chart is based on the number of students who wrote the CRT.

* Number Operations score is composite of Reasoning, Communication, Connections and Representations, and Problem Solving.

Source: Division of Evaluation and Research, Department of Education

District 2 - Western

School #: 024 James Cook Memorial

Number Operations

School

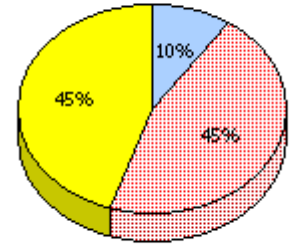
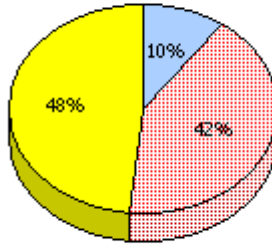
School data with 5 or fewer students withheld for reasons of confidentiality.

District

Province

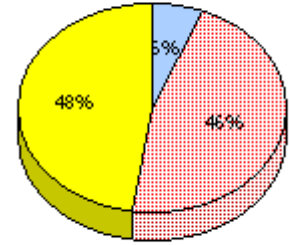
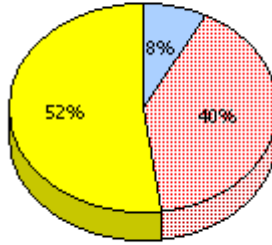
2011

AGR (1)



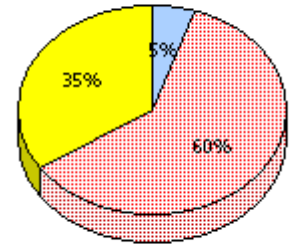
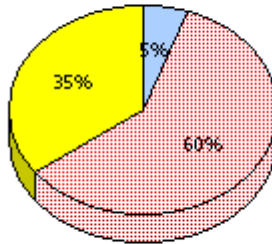
2010

AGR (1)



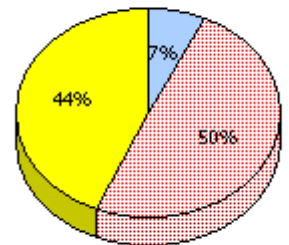
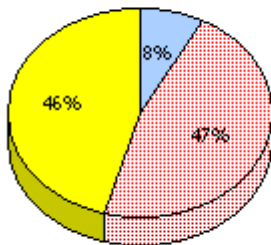
2009

AGR (3)



2008

AGR (4)



Unknown



Not Yet Meeting (1 or 2)



Meeting or Exceeding (3,4,5)

* In some cases, CRT numbers may exceed AGR numbers based on late enrolments. Pie chart is based on the number of students who wrote the CRT.

* Number Operations score is composite of Reasoning, Communication, Connections and Representations, and Problem Solving.

District 2 - Western

School #: 024 James Cook Memorial

Number Operations

Percentage of students at level 3 or above (2008 - 2011)

School data with 5 or fewer students withheld for reasons of confidentiality.



* In some cases, CRT numbers may exceed AGR numbers based on late enrolments. Pie chart is based on the number of students who wrote the CRT.

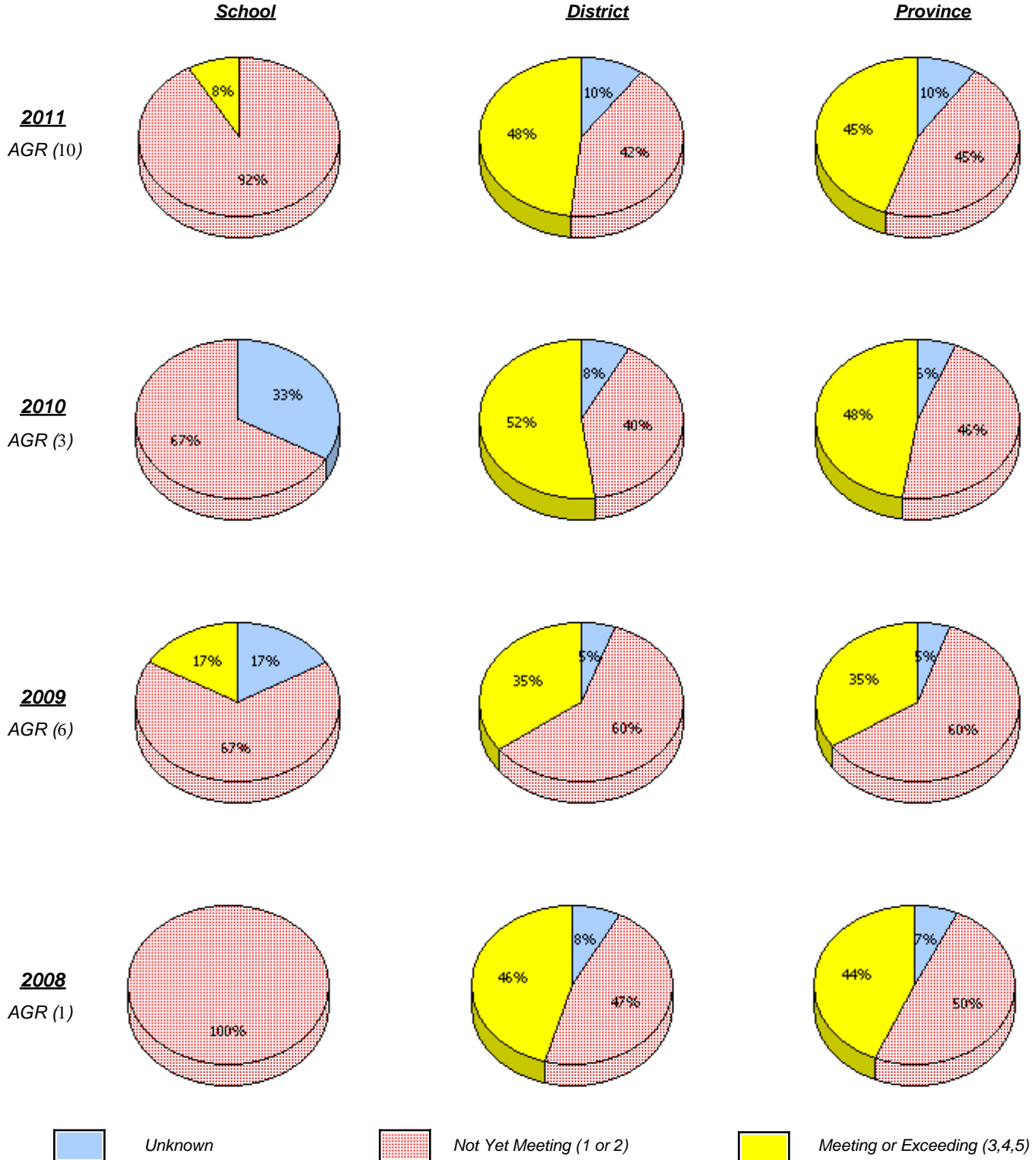
* Number Operations score is composite of Reasoning, Communication, Connections and Representations, and Problem Solving.

Source: Division of Evaluation and Research, Department of Education

District 2 - Western

School #: 026 H.G. Fillier Academy

Number Operations



* In some cases, CRT numbers may exceed AGR numbers based on late enrolments. Pie chart is based on the number of students who wrote the CRT.

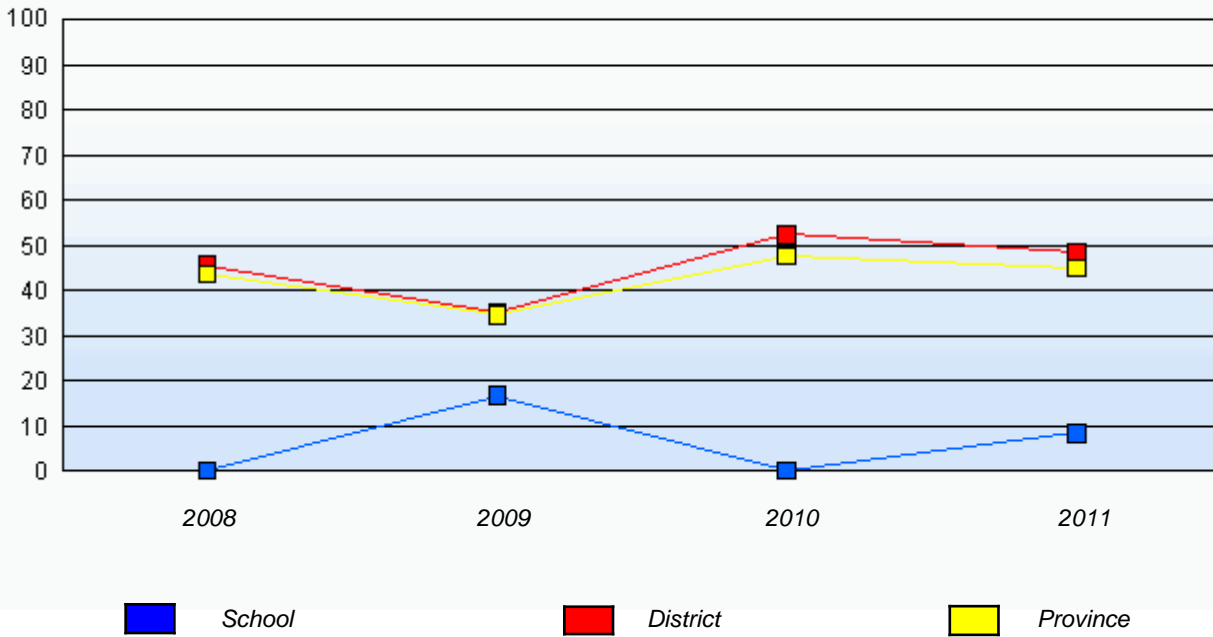
* Number Operations score is composite of Reasoning, Communication, Connections and Representations, and Problem Solving.

District 2 - Western

School #: 026 H.G. Fillier Academy

Number Operations

Percentage of students at level 3 or above (2008 - 2011)



* In some cases, CRT numbers may exceed AGR numbers based on late enrolments. Pie chart is based on the number of students who wrote the CRT.

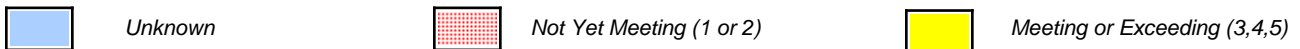
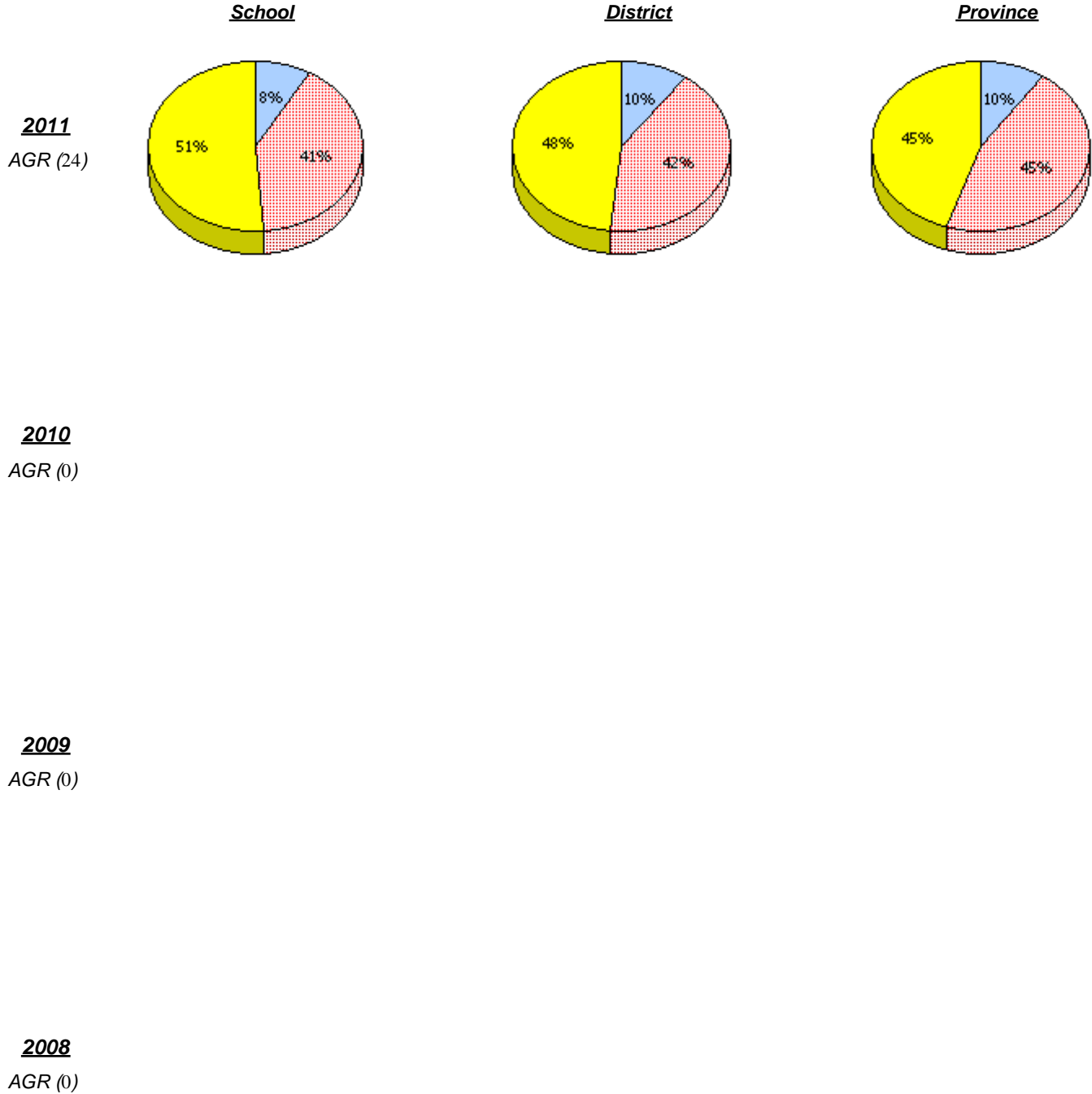
* Number Operations score is composite of Reasoning, Communication, Connections and Representations, and Problem Solving.

Source: Division of Evaluation and Research, Department of Education

District 2 - Western

School #: 027 Canon Richards Memorial Academy

Number Operations



* In some cases, CRT numbers may exceed AGR numbers based on late enrolments. Pie chart is based on the number of students who wrote the CRT.

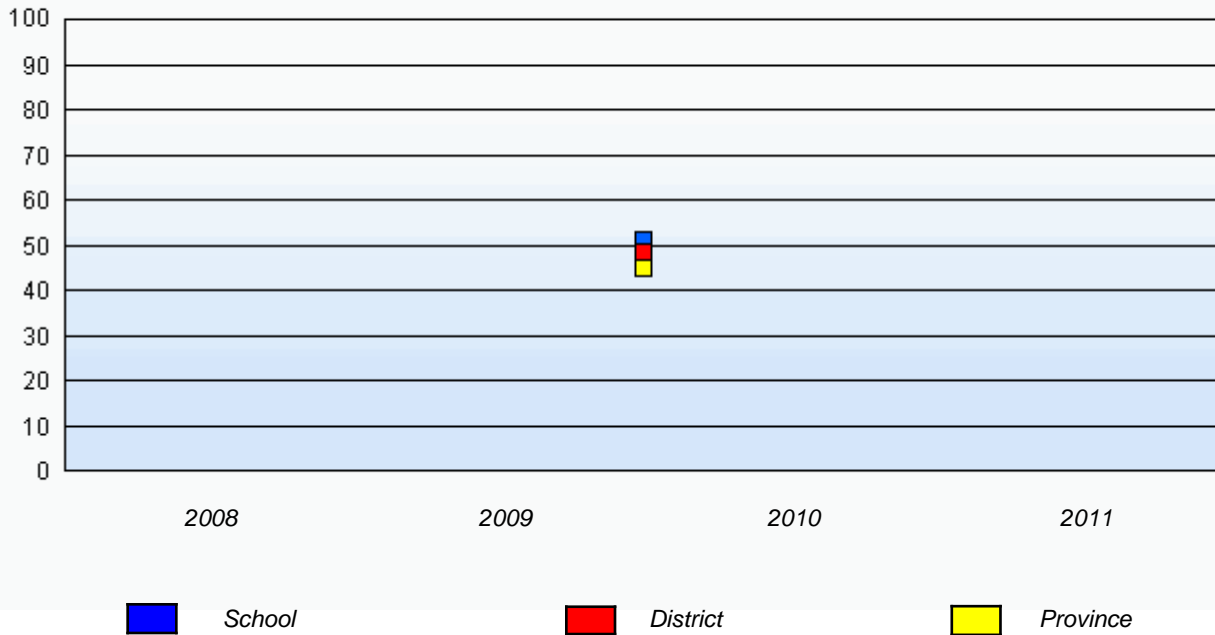
* Number Operations score is composite of Reasoning, Communication, Connections and Representations, and Problem Solving.

District 2 - Western

School #: 027 Canon Richards Memorial Academy

Number Operations

Percentage of students at level 3 or above (2008 - 2011)



* In some cases, CRT numbers may exceed AGR numbers based on late enrolments. Pie chart is based on the number of students who wrote the CRT.

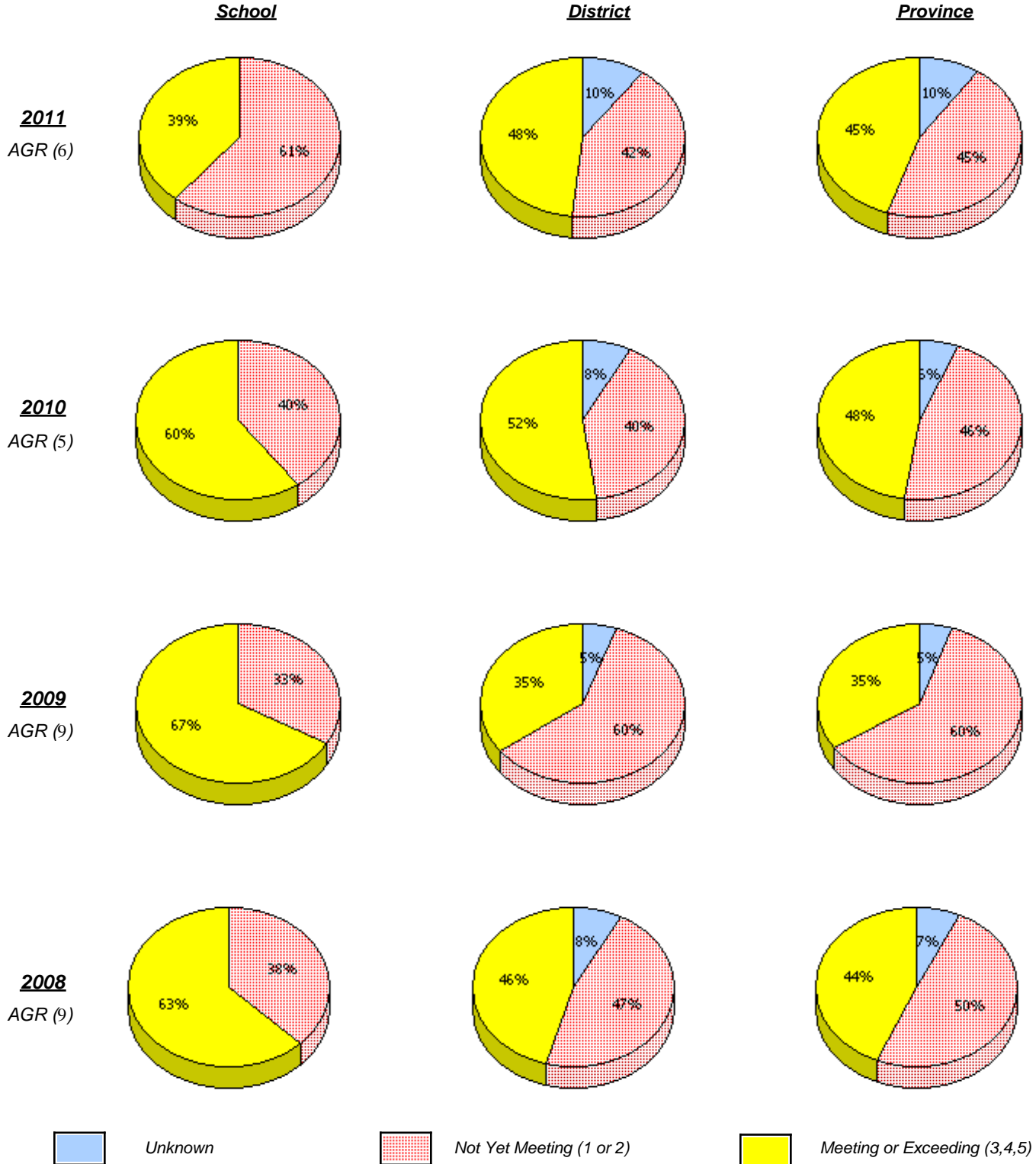
* Number Operations score is composite of Reasoning, Communication, Connections and Representations, and Problem Solving.

Source: Division of Evaluation and Research, Department of Education

District 2 - Western

School #: 032 Truman Eddison Memorial

Number Operations



* In some cases, CRT numbers may exceed AGR numbers based on late enrolments. Pie chart is based on the number of students who wrote the CRT.

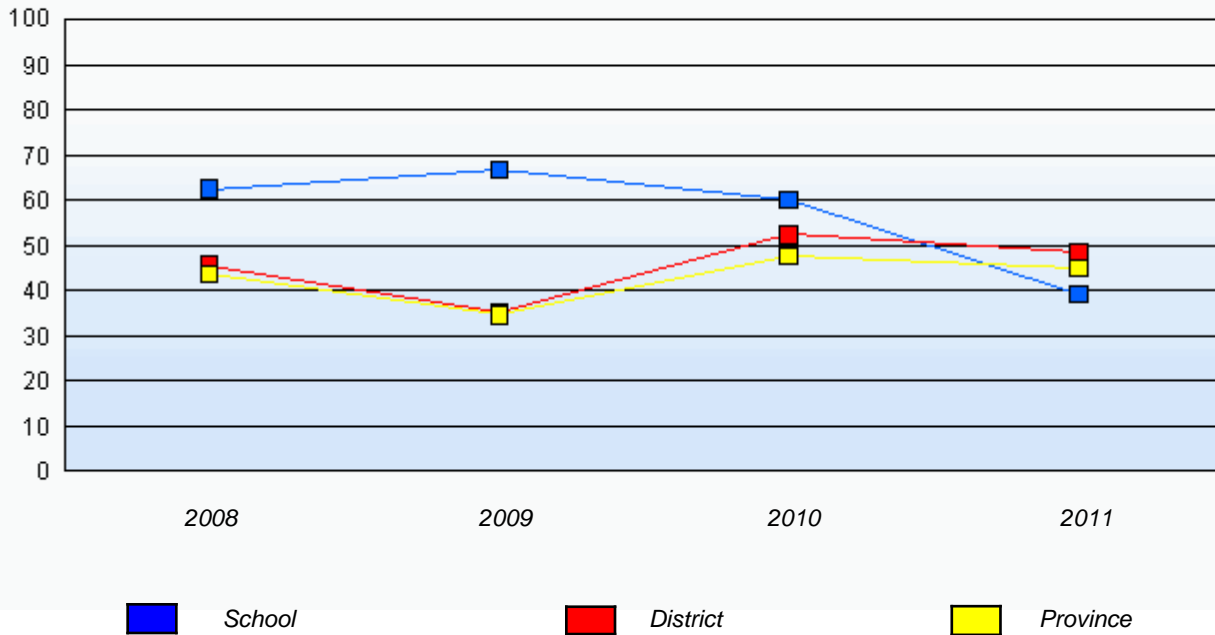
* Number Operations score is composite of Reasoning, Communication, Connections and Representations, and Problem Solving.

District 2 - Western

School #: 032 Truman Eddison Memorial

Number Operations

Percentage of students at level 3 or above (2008 - 2011)



* In some cases, CRT numbers may exceed AGR numbers based on late enrolments. Pie chart is based on the number of students who wrote the CRT.

* Number Operations score is composite of Reasoning, Communication, Connections and Representations, and Problem Solving.

Source: Division of Evaluation and Research, Department of Education

District 2 - Western

School #: 040 St. Mary's AG

Number Operations

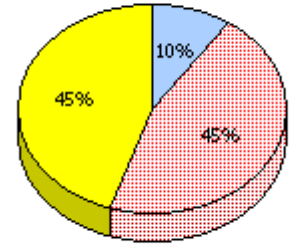
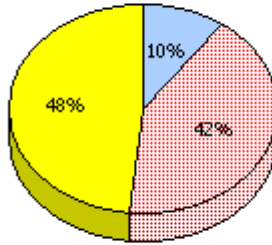
School

School data with 5 or fewer students withheld for reasons of confidentiality.

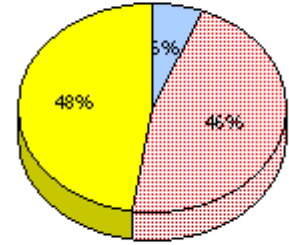
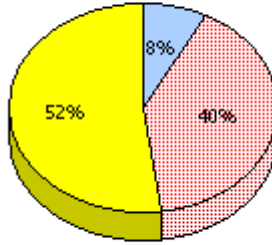
District

Province

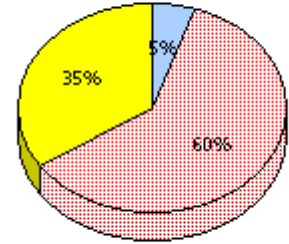
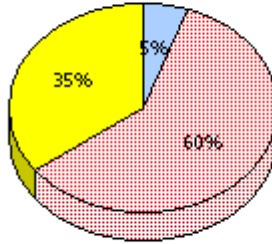
2011
AGR (4)



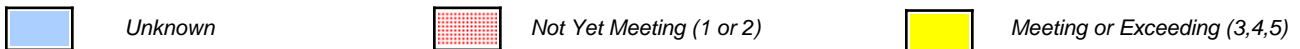
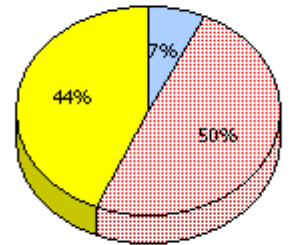
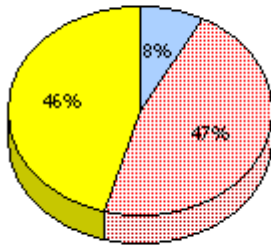
2010
AGR (7)



2009
AGR (7)



2008
AGR (16)



* In some cases, CRT numbers may exceed AGR numbers based on late enrolments. Pie chart is based on the number of students who wrote the CRT.

* Number Operations score is composite of Reasoning, Communication, Connections and Representations, and Problem Solving.

District 2 - Western

School #: 040 St. Mary's AG

Number Operations

Percentage of students at level 3 or above (2008 - 2011)

School data with 5 or fewer students withheld for reasons of confidentiality.



* In some cases, CRT numbers may exceed AGR numbers based on late enrolments. Pie chart is based on the number of students who wrote the CRT.

* Number Operations score is composite of Reasoning, Communication, Connections and Representations, and Problem Solving.

Source: Division of Evaluation and Research, Department of Education

District 2 - Western

School #: 041 Raymond Ward Memorial

Number Operations

School

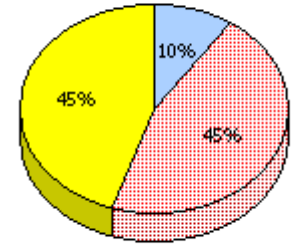
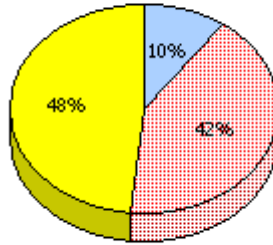
School data with 5 or fewer students withheld for reasons of confidentiality.

District

Province

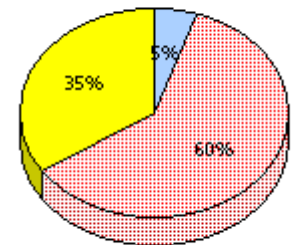
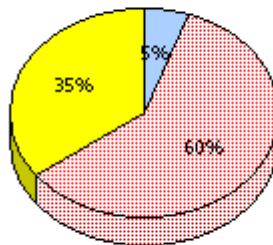
2011

AGR (1)



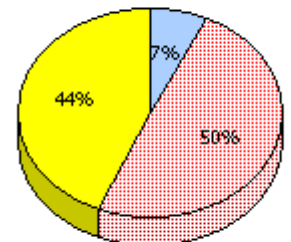
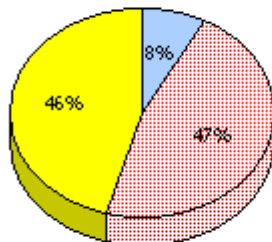
2010

AGR (0)



2009

AGR (2)



2008

AGR (6)



Unknown



Not Yet Meeting (1 or 2)



Meeting or Exceeding (3,4,5)

* In some cases, CRT numbers may exceed AGR numbers based on late enrolments. Pie chart is based on the number of students who wrote the CRT.

* Number Operations score is composite of Reasoning, Communication, Connections and Representations, and Problem Solving.

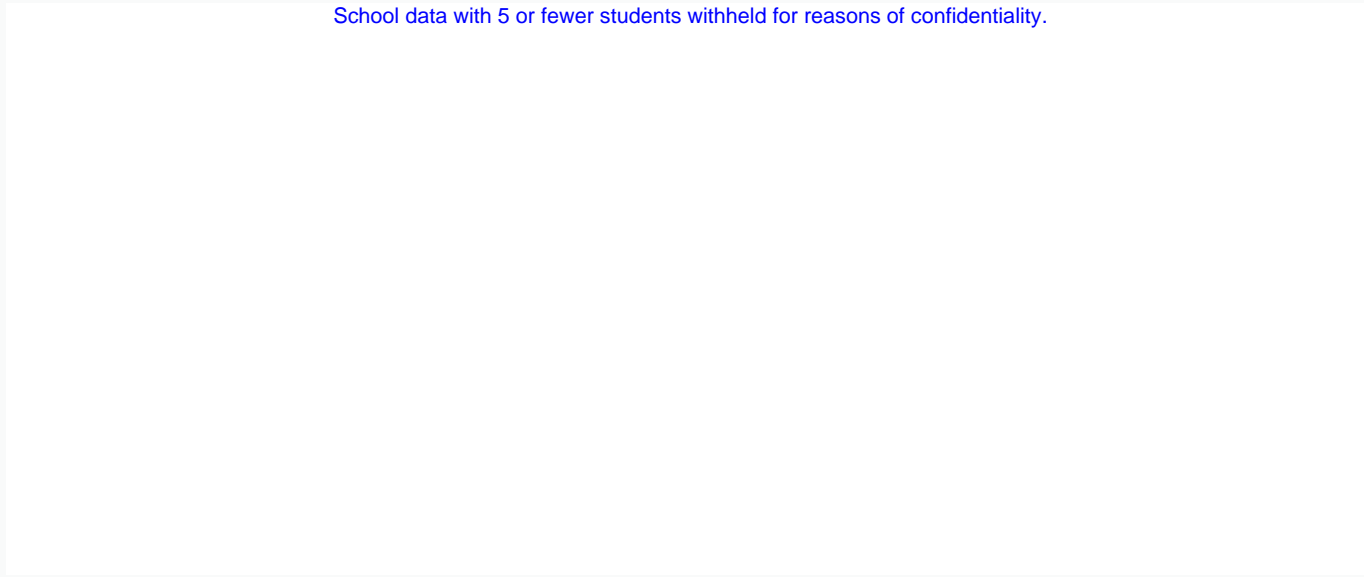
District 2 - Western

School #: 041 Raymond Ward Memorial

Number Operations

Percentage of students at level 3 or above (2008 - 2011)

School data with 5 or fewer students withheld for reasons of confidentiality.



2008 2009 2010 2011

 School  District  Province

* In some cases, CRT numbers may exceed AGR numbers based on late enrolments. Pie chart is based on the number of students who wrote the CRT.

* Number Operations score is composite of Reasoning, Communication, Connections and Representations, and Problem Solving.

Source: Division of Evaluation and Research, Department of Education

District 2 - Western

School #: 046 D.C. Young School

Number Operations

School

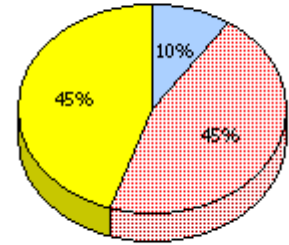
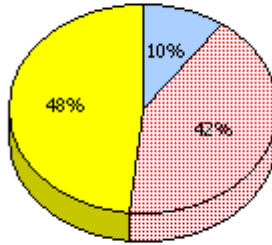
School data with 5 or fewer students withheld for reasons of confidentiality.

District

Province

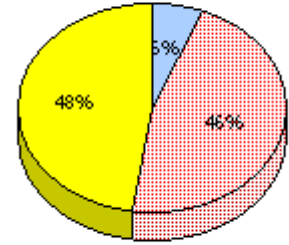
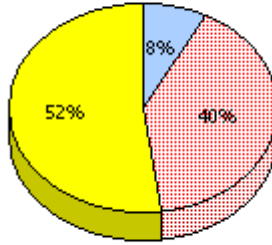
2011

AGR (4)



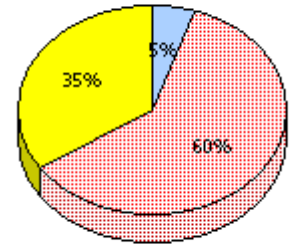
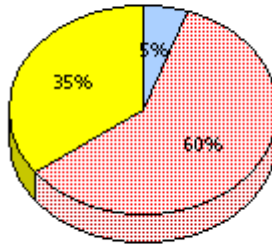
2010

AGR (4)



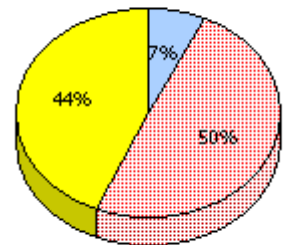
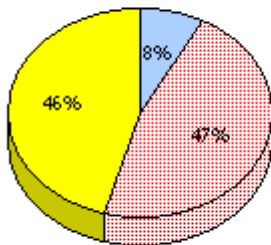
2009

AGR (3)



2008

AGR (5)



Unknown



Not Yet Meeting (1 or 2)



Meeting or Exceeding (3,4,5)

* In some cases, CRT numbers may exceed AGR numbers based on late enrolments. Pie chart is based on the number of students who wrote the CRT.

* Number Operations score is composite of Reasoning, Communication, Connections and Representations, and Problem Solving.

District 2 - Western

School #: 046 D.C. Young School

Number Operations

Percentage of students at level 3 or above (2008 - 2011)

School data with 5 or fewer students withheld for reasons of confidentiality.



* In some cases, CRT numbers may exceed AGR numbers based on late enrolments. Pie chart is based on the number of students who wrote the CRT.

* Number Operations score is composite of Reasoning, Communication, Connections and Representations, and Problem Solving.

Source: Division of Evaluation and Research, Department of Education

District 2 - Western

School #: 050 Basque Memorial

Number Operations

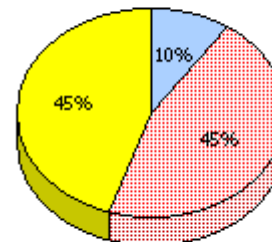
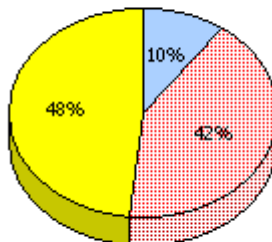
School

School data with 5 or fewer students withheld for reasons of confidentiality.

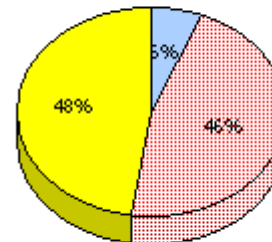
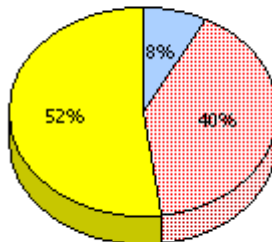
District

Province

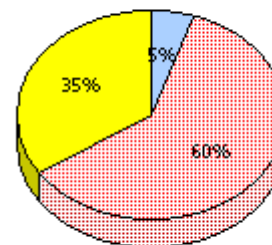
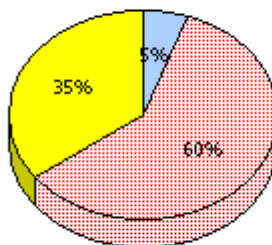
2011
AGR (2)



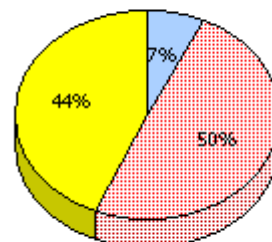
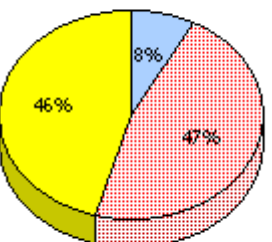
2010
AGR (2)



2009
AGR (2)



2008
AGR (3)



Unknown



Not Yet Meeting (1 or 2)



Meeting or Exceeding (3,4,5)

* In some cases, CRT numbers may exceed AGR numbers based on late enrolments. Pie chart is based on the number of students who wrote the CRT.

* Number Operations score is composite of Reasoning, Communication, Connections and Representations, and Problem Solving.

District 2 - Western

School #: 050 Basque Memorial

Number Operations

Percentage of students at level 3 or above (2008 - 2011)

School data with 5 or fewer students withheld for reasons of confidentiality.



* In some cases, CRT numbers may exceed AGR numbers based on late enrolments. Pie chart is based on the number of students who wrote the CRT.

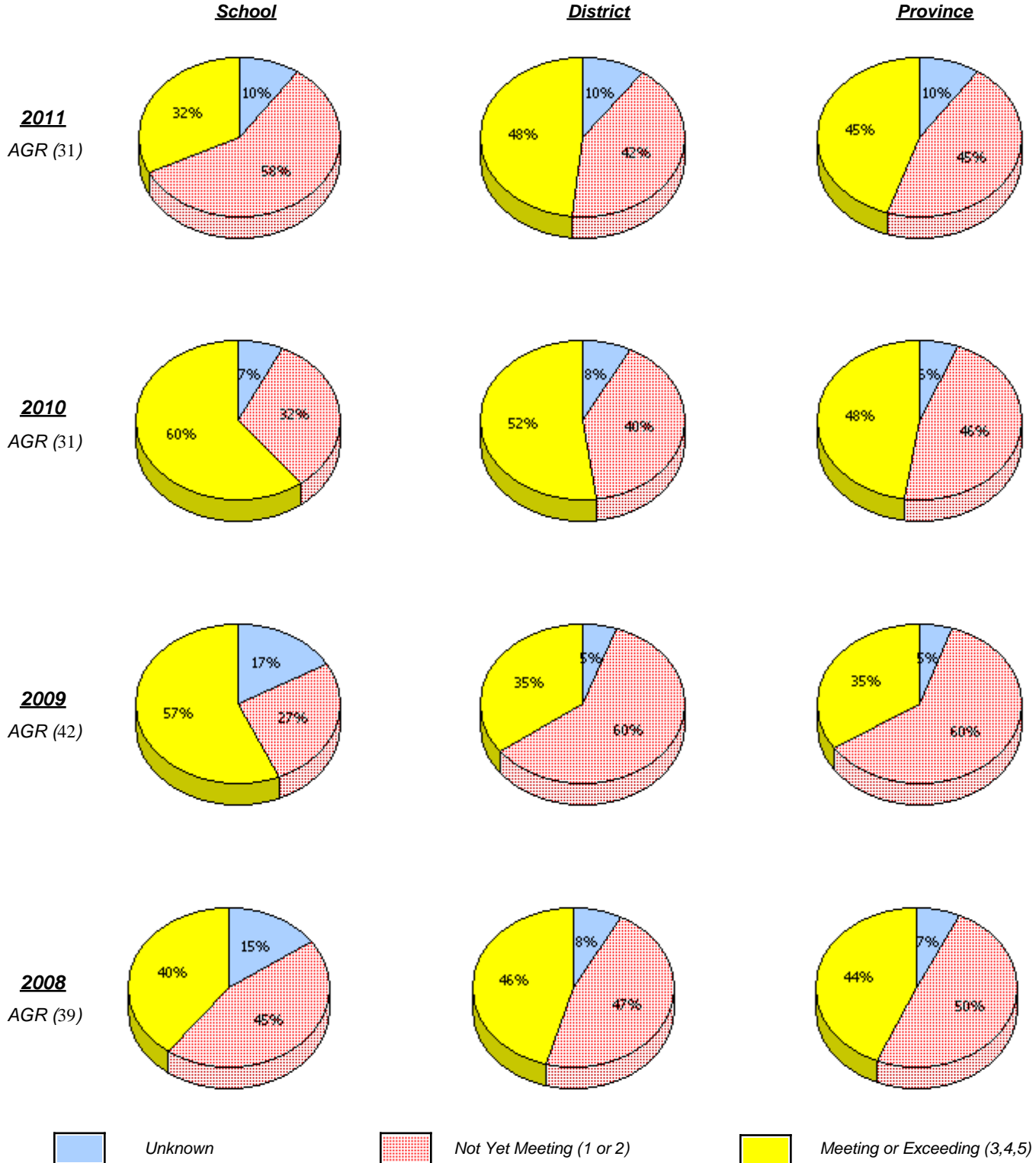
* Number Operations score is composite of Reasoning, Communication, Connections and Representations, and Problem Solving.

Source: Division of Evaluation and Research, Department of Education

District 2 - Western

School #: 053 St. Anthony Elementary

Number Operations



* In some cases, CRT numbers may exceed AGR numbers based on late enrolments. Pie chart is based on the number of students who wrote the CRT.

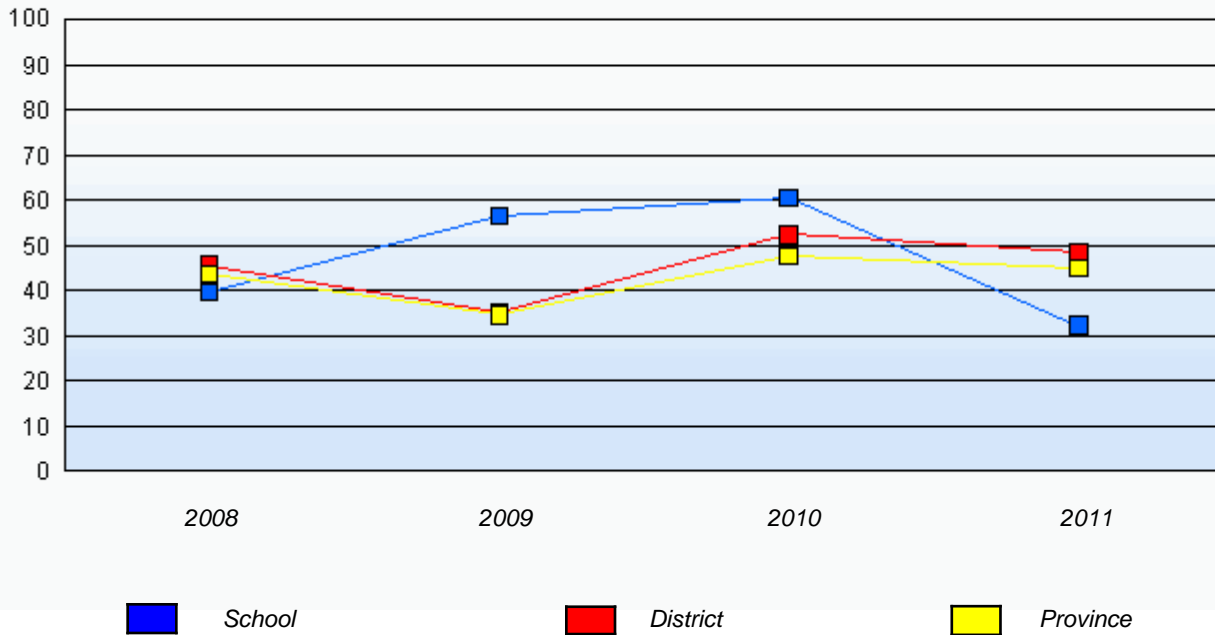
* Number Operations score is composite of Reasoning, Communication, Connections and Representations, and Problem Solving.

District 2 - Western

School #: 053 St. Anthony Elementary

Number Operations

Percentage of students at level 3 or above (2008 - 2011)



* In some cases, CRT numbers may exceed AGR numbers based on late enrolments. Pie chart is based on the number of students who wrote the CRT.

* Number Operations score is composite of Reasoning, Communication, Connections and Representations, and Problem Solving.

Source: Division of Evaluation and Research, Department of Education

District 2 - Western

School #: 054 St. Lewis Academy

Number Operations

School

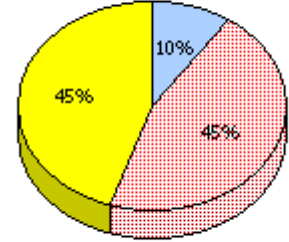
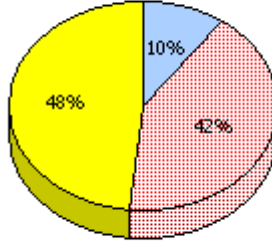
School data with 5 or fewer students withheld for reasons of confidentiality.

District

Province

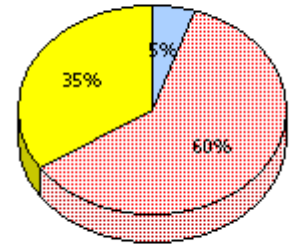
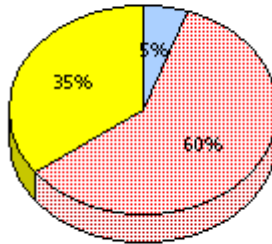
2011

AGR (3)



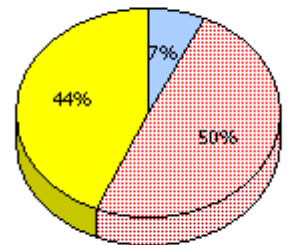
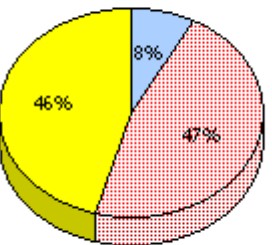
2010

AGR (0)



2009

AGR (3)



2008

AGR (6)



Unknown



Not Yet Meeting (1 or 2)



Meeting or Exceeding (3,4,5)

* In some cases, CRT numbers may exceed AGR numbers based on late enrolments. Pie chart is based on the number of students who wrote the CRT.

* Number Operations score is composite of Reasoning, Communication, Connections and Representations, and Problem Solving.

District 2 - Western

School #: 054 St. Lewis Academy

Number Operations

Percentage of students at level 3 or above (2008 - 2011)

School data with 5 or fewer students withheld for reasons of confidentiality.



* In some cases, CRT numbers may exceed AGR numbers based on late enrolments. Pie chart is based on the number of students who wrote the CRT.

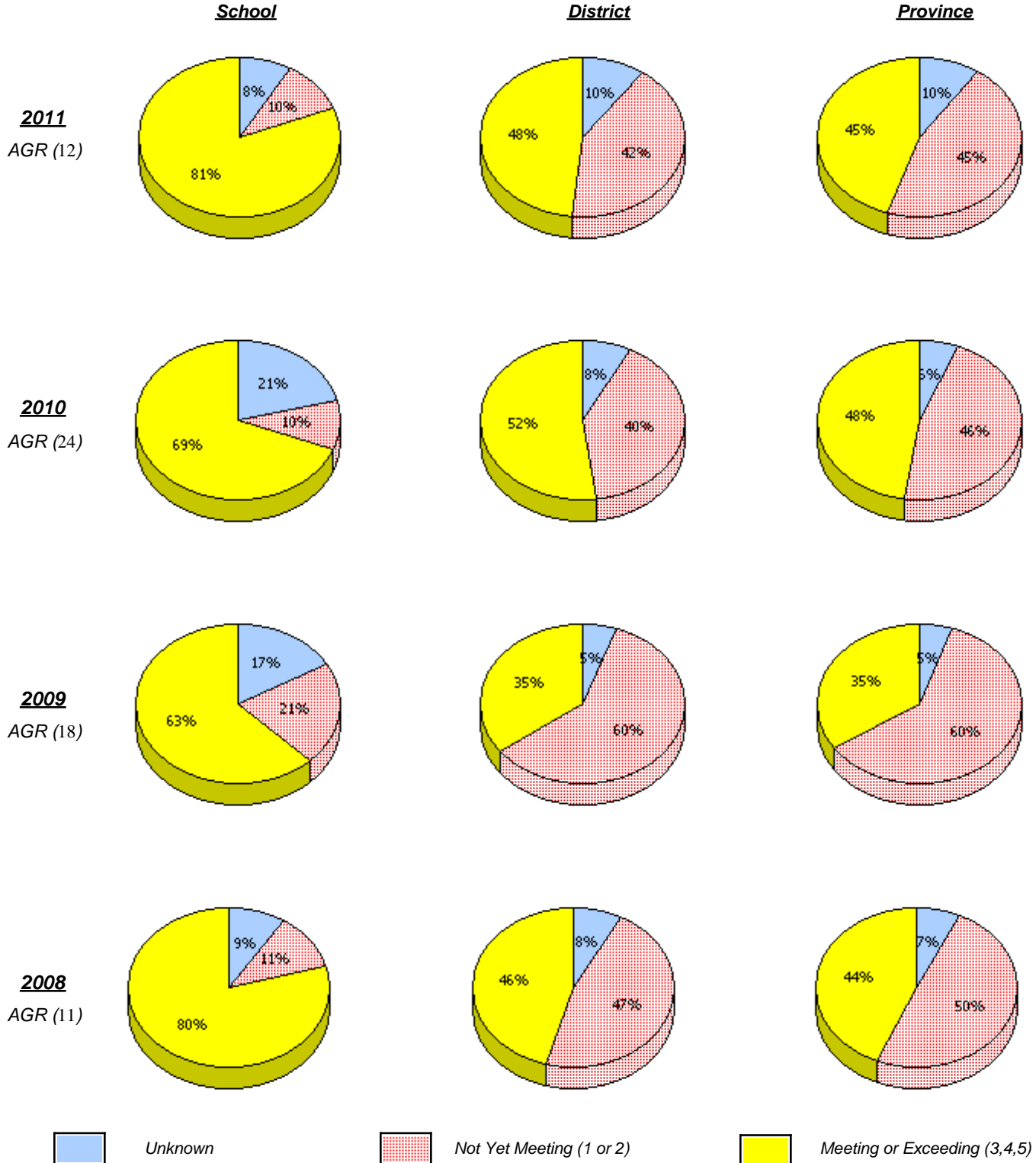
* Number Operations score is composite of Reasoning, Communication, Connections and Representations, and Problem Solving.

Source: Division of Evaluation and Research, Department of Education

District 2 - Western

School #: 057 St. Peter's Academy

Number Operations



* In some cases, CRT numbers may exceed AGR numbers based on late enrolments. Pie chart is based on the number of students who wrote the CRT.

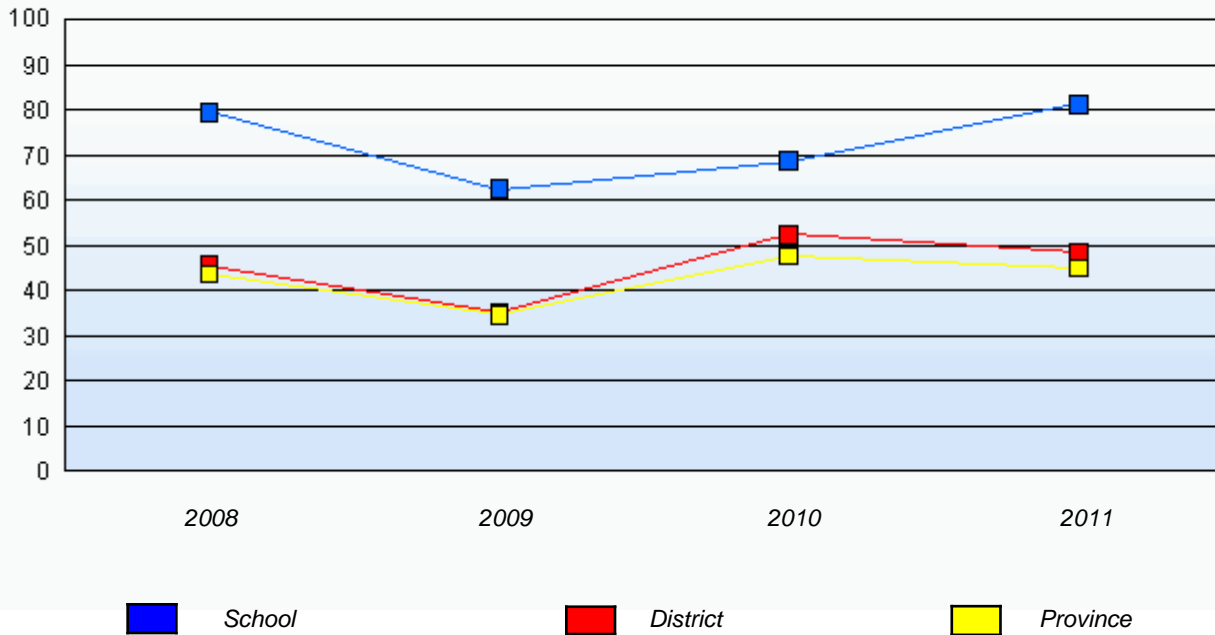
* Number Operations score is composite of Reasoning, Communication, Connections and Representations, and Problem Solving.

District 2 - Western

School #: 057 St. Peter's Academy

Number Operations

Percentage of students at level 3 or above (2008 - 2011)



* In some cases, CRT numbers may exceed AGR numbers based on late enrolments. Pie chart is based on the number of students who wrote the CRT.

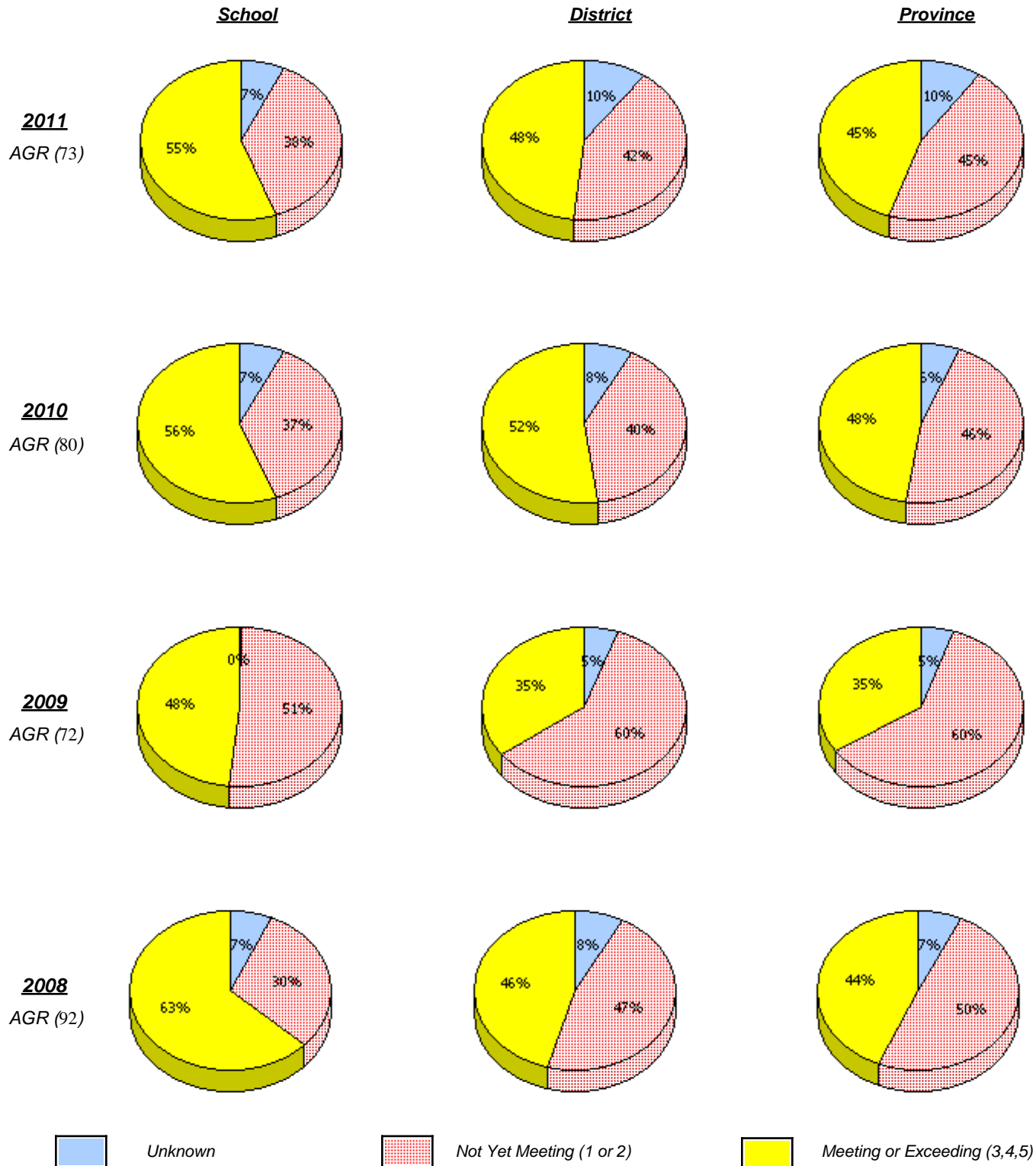
* Number Operations score is composite of Reasoning, Communication, Connections and Representations, and Problem Solving.

Source: Division of Evaluation and Research, Department of Education

District 2 - Western

School #: 060 C.C. Loughlin Elementary

Number Operations



* In some cases, CRT numbers may exceed AGR numbers based on late enrolments. Pie chart is based on the number of students who wrote the CRT.

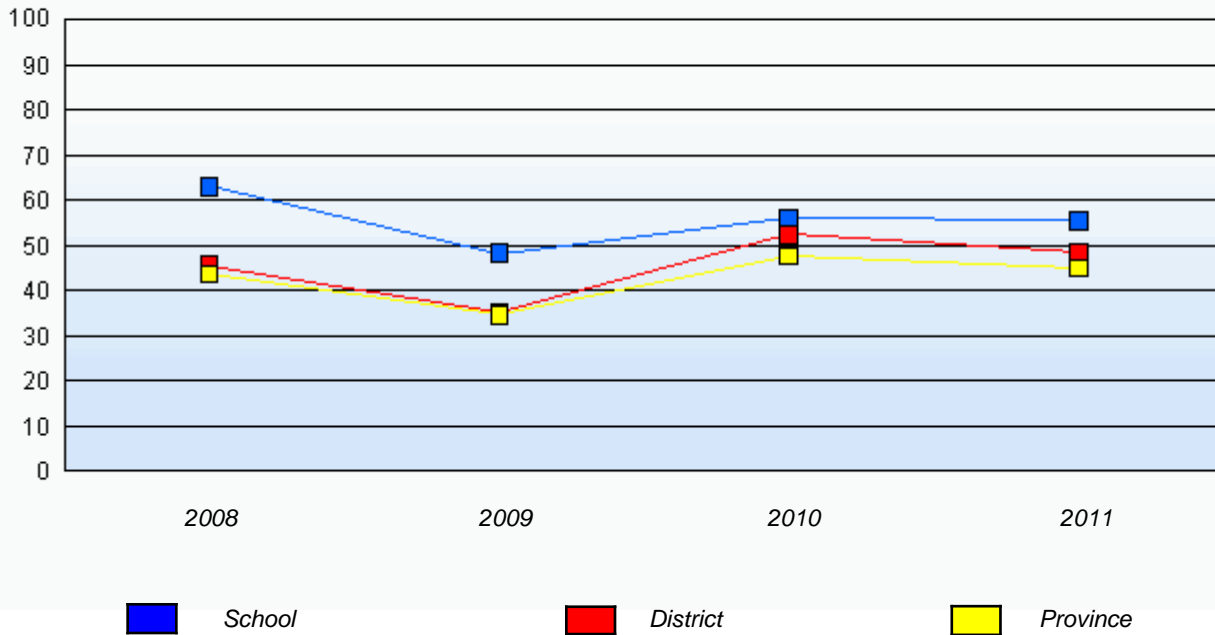
* Number Operations score is composite of Reasoning, Communication, Connections and Representations, and Problem Solving.

District 2 - Western

School #: 060 C.C. Loughlin Elementary

Number Operations

Percentage of students at level 3 or above (2008 - 2011)



* In some cases, CRT numbers may exceed AGR numbers based on late enrolments. Pie chart is based on the number of students who wrote the CRT.

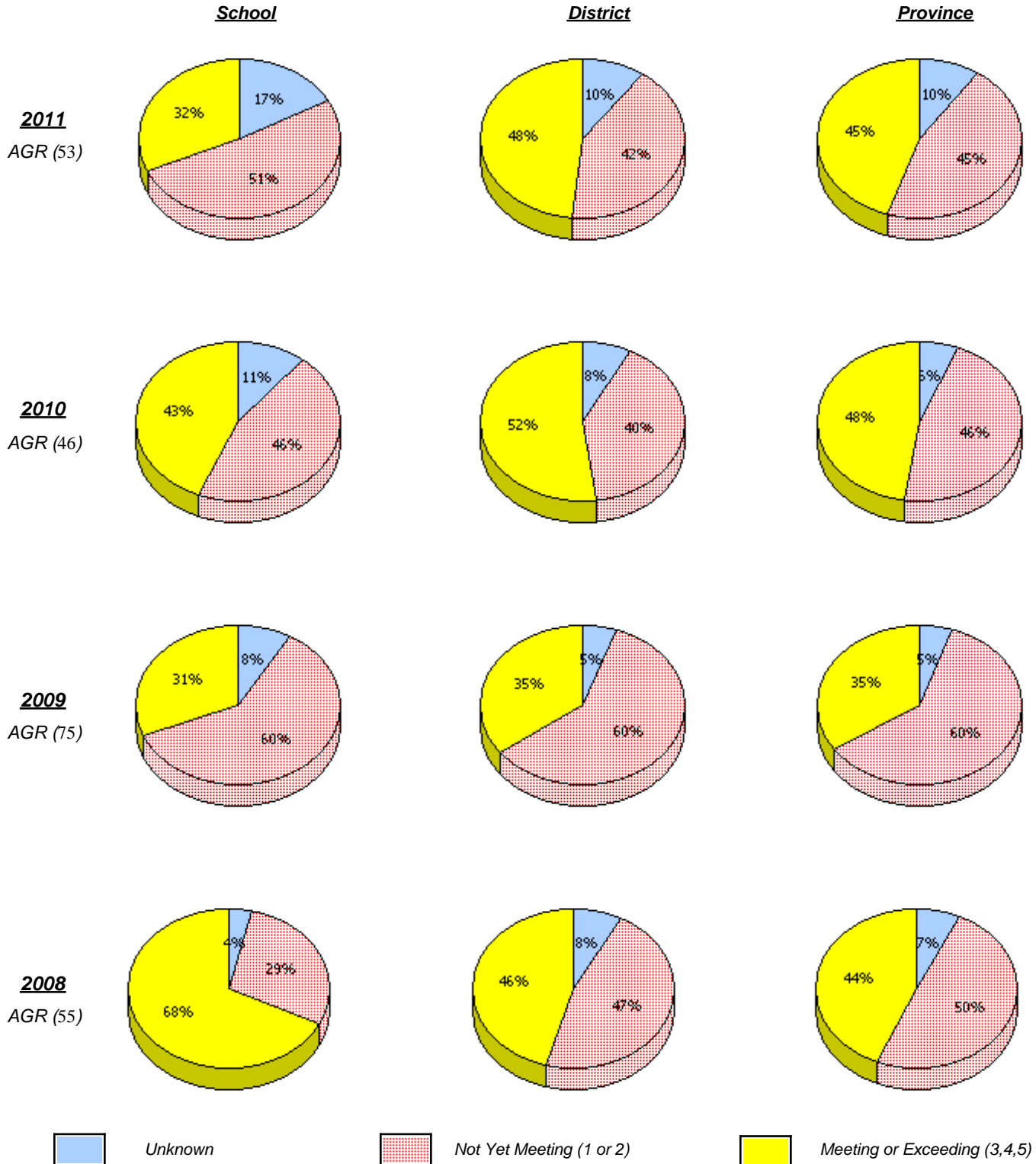
* Number Operations score is composite of Reasoning, Communication, Connections and Representations, and Problem Solving.

Source: Division of Evaluation and Research, Department of Education

District 2 - Western

School #: 065 Humber Elementary

Number Operations



* In some cases, CRT numbers may exceed AGR numbers based on late enrolments. Pie chart is based on the number of students who wrote the CRT.

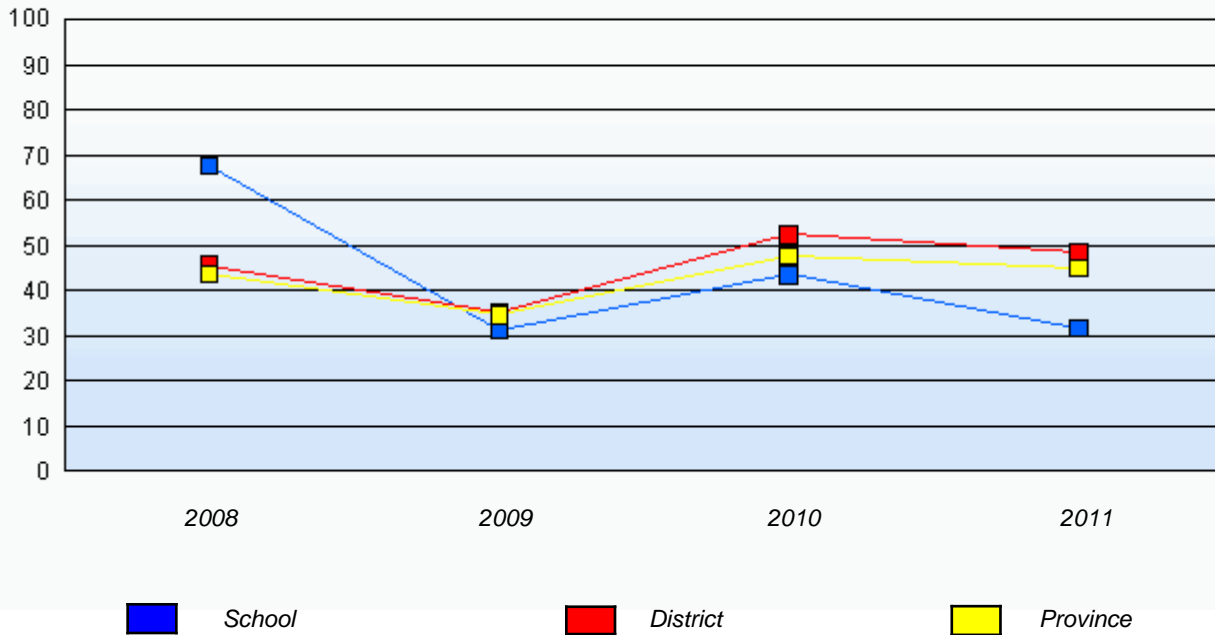
* Number Operations score is composite of Reasoning, Communication, Connections and Representations, and Problem Solving.

District 2 - Western

School #: 065 Humber Elementary

Number Operations

Percentage of students at level 3 or above (2008 - 2011)



* In some cases, CRT numbers may exceed AGR numbers based on late enrolments. Pie chart is based on the number of students who wrote the CRT.

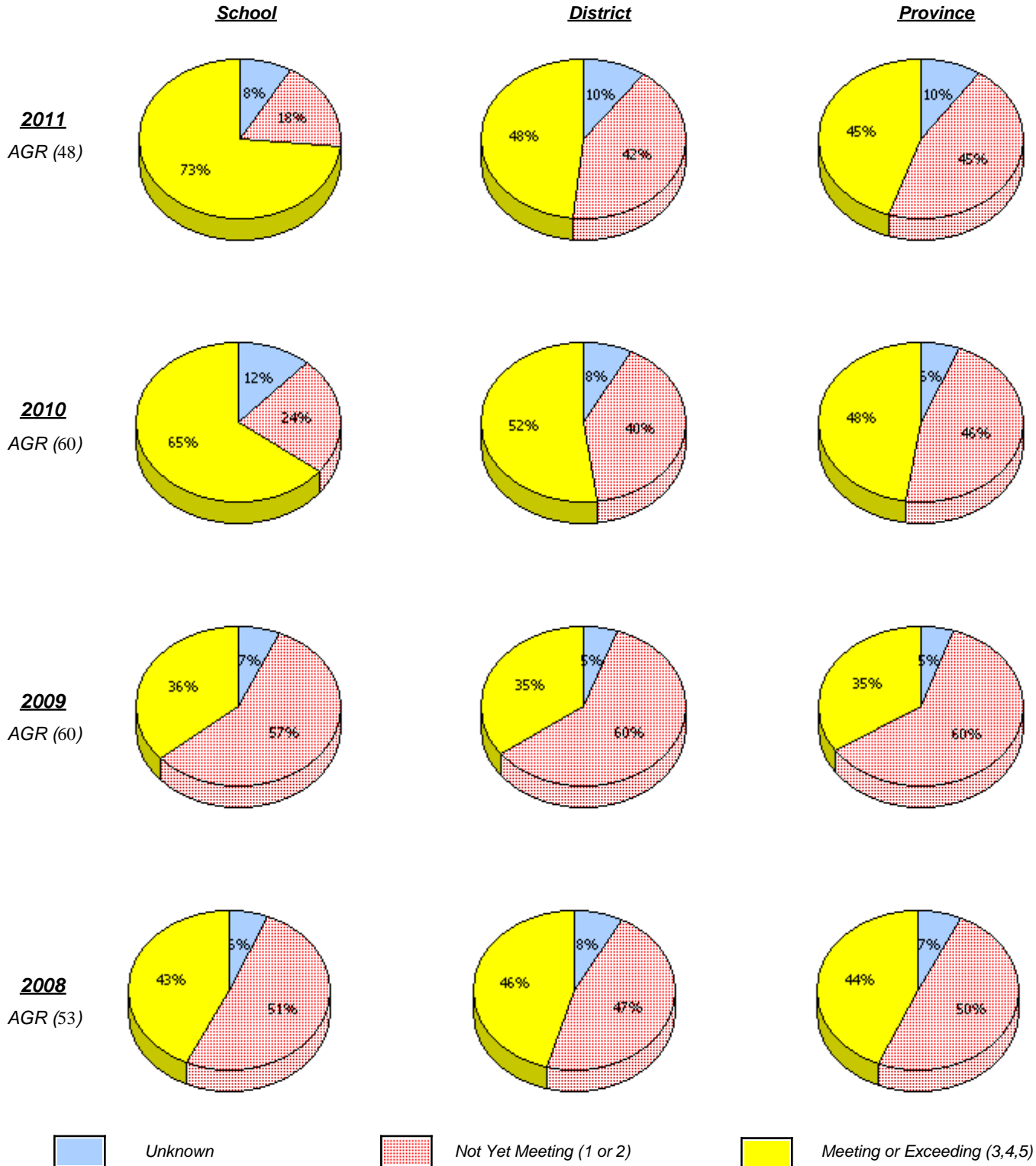
* Number Operations score is composite of Reasoning, Communication, Connections and Representations, and Problem Solving.

Source: Division of Evaluation and Research, Department of Education

District 2 - Western

School #: 066 J.J. Curling Elementary

Number Operations



* In some cases, CRT numbers may exceed AGR numbers based on late enrolments. Pie chart is based on the number of students who wrote the CRT.

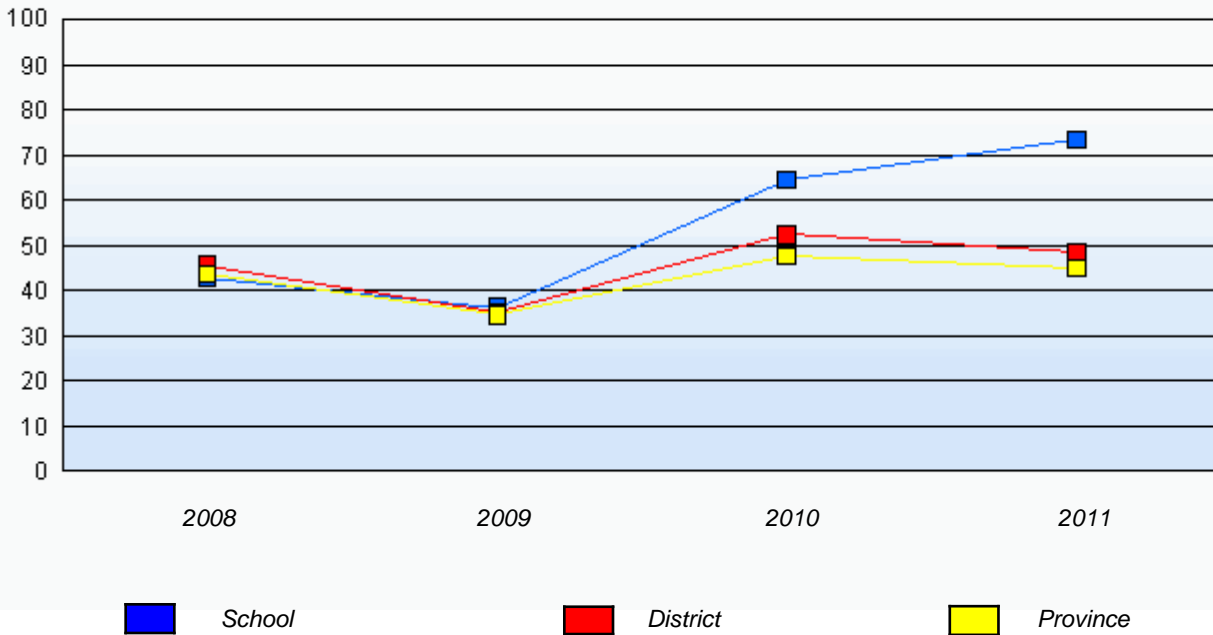
* Number Operations score is composite of Reasoning, Communication, Connections and Representations, and Problem Solving.

District 2 - Western

School #: 066 J.J. Curling Elementary

Number Operations

Percentage of students at level 3 or above (2008 - 2011)



* In some cases, CRT numbers may exceed AGR numbers based on late enrolments. Pie chart is based on the number of students who wrote the CRT.

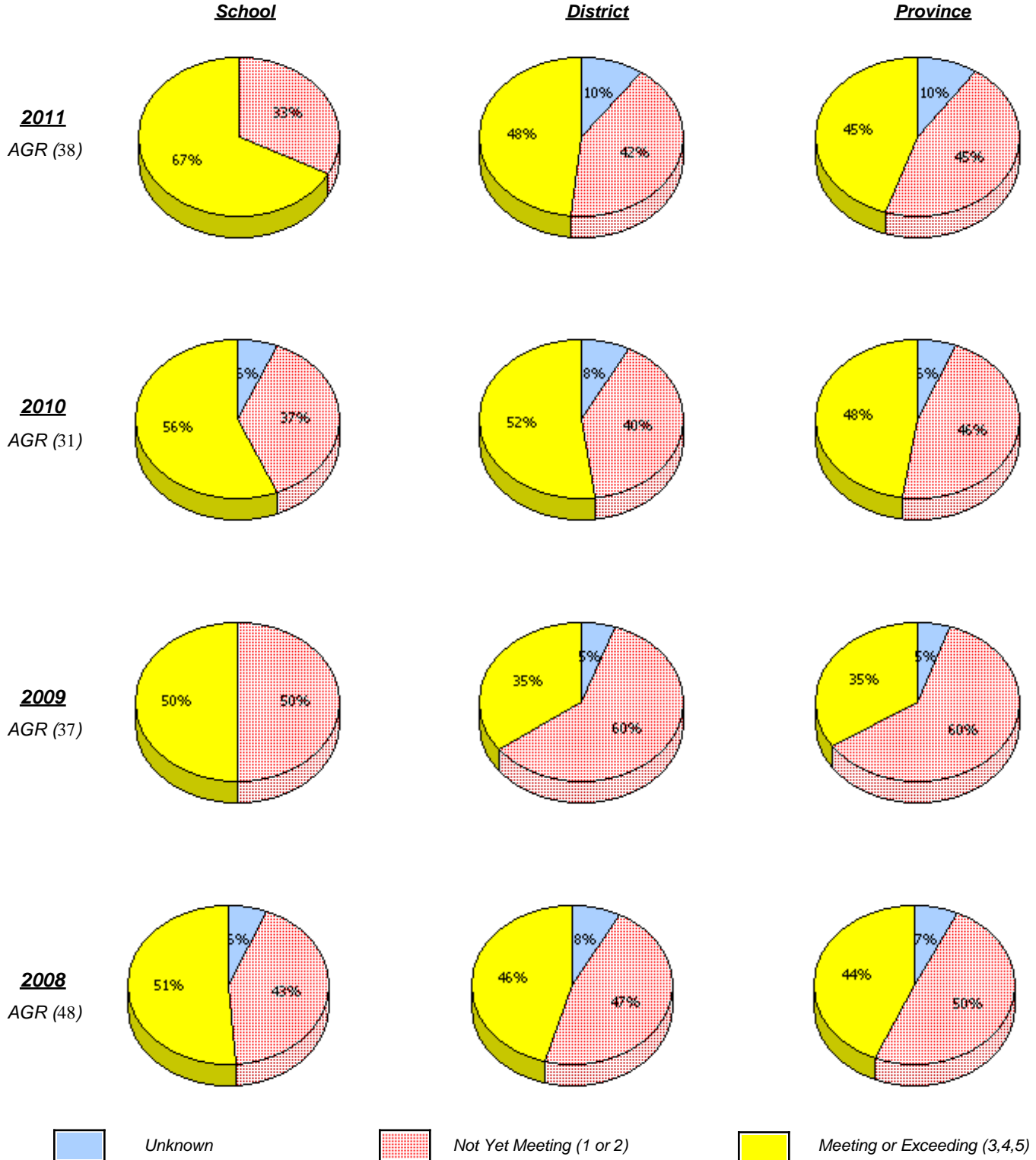
* Number Operations score is composite of Reasoning, Communication, Connections and Representations, and Problem Solving.

Source: Division of Evaluation and Research, Department of Education

District 2 - Western

School #: 069 Sacred Heart Elementary

Number Operations



* In some cases, CRT numbers may exceed AGR numbers based on late enrolments. Pie chart is based on the number of students who wrote the CRT.

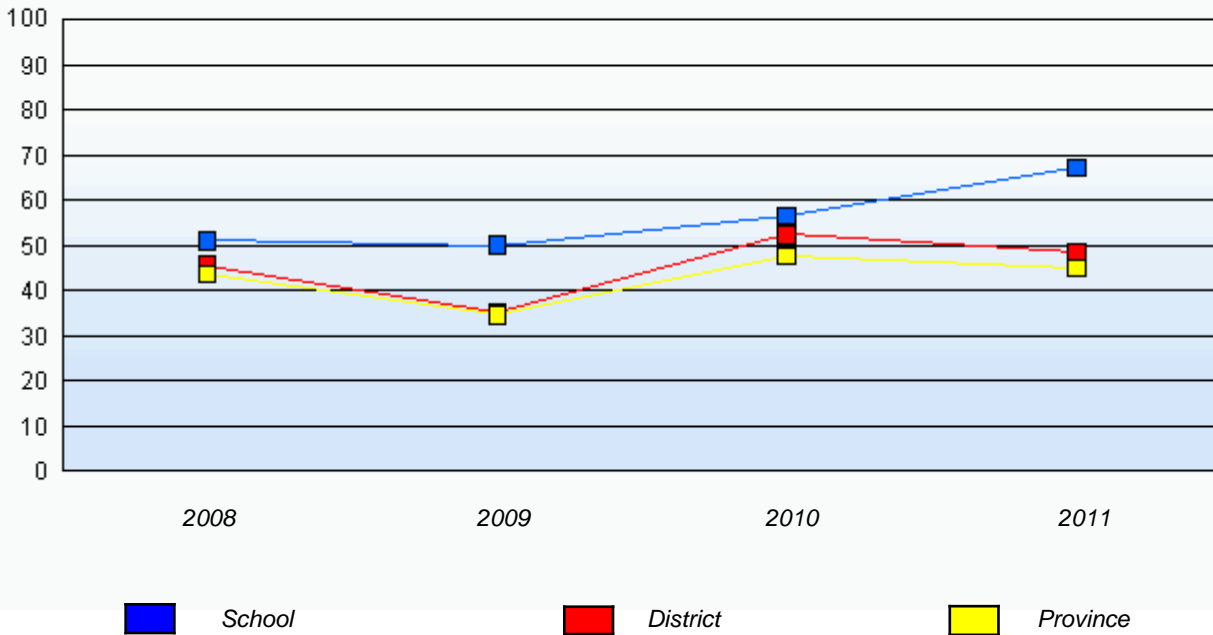
* Number Operations score is composite of Reasoning, Communication, Connections and Representations, and Problem Solving.

District 2 - Western

School #: 069 Sacred Heart Elementary

Number Operations

Percentage of students at level 3 or above (2008 - 2011)



* In some cases, CRT numbers may exceed AGR numbers based on late enrolments. Pie chart is based on the number of students who wrote the CRT.

* Number Operations score is composite of Reasoning, Communication, Connections and Representations, and Problem Solving.

Source: Division of Evaluation and Research, Department of Education

District 2 - Western

School #: 070 St. Gerard's Elementary

Number Operations

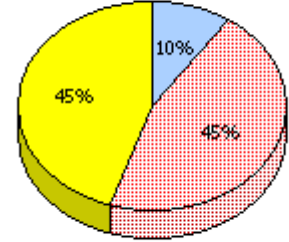
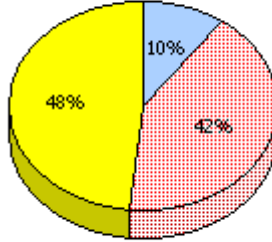
School

School data with 5 or fewer students withheld for reasons of confidentiality.

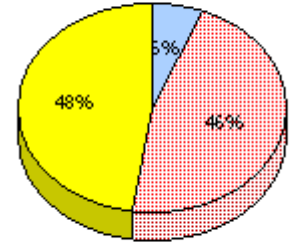
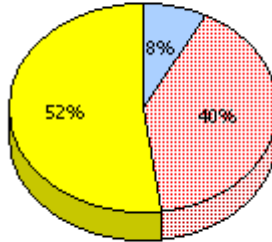
District

Province

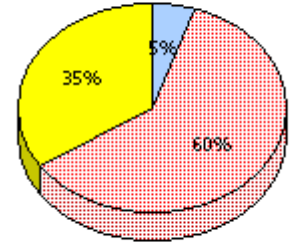
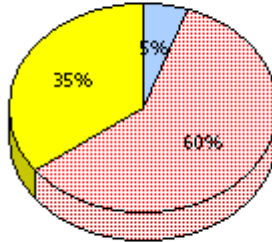
2011
AGR (5)



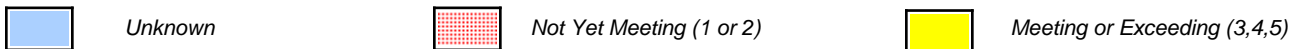
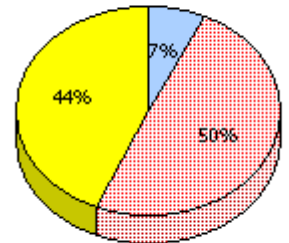
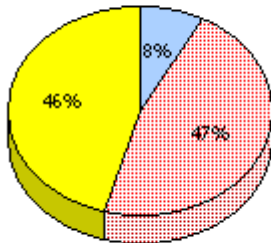
2010
AGR (29)



2009
AGR (24)



2008
AGR (17)



* In some cases, CRT numbers may exceed AGR numbers based on late enrolments. Pie chart is based on the number of students who wrote the CRT.

* Number Operations score is composite of Reasoning, Communication, Connections and Representations, and Problem Solving.

District 2 - Western

School #: 070 St. Gerard's Elementary

Number Operations

Percentage of students at level 3 or above (2008 - 2011)

School data with 5 or fewer students withheld for reasons of confidentiality.



* In some cases, CRT numbers may exceed AGR numbers based on late enrolments. Pie chart is based on the number of students who wrote the CRT.

* Number Operations score is composite of Reasoning, Communication, Connections and Representations, and Problem Solving.

District 2 - Western

School #: 072 Holy Cross All Grade School

Number Operations

School

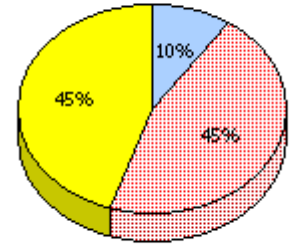
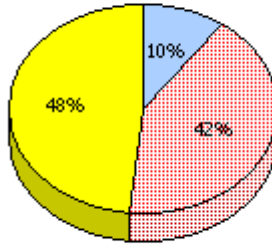
School data with 5 or fewer students withheld for reasons of confidentiality.

District

Province

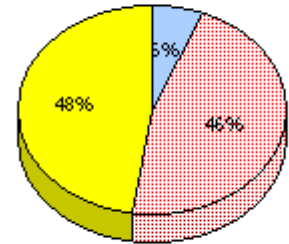
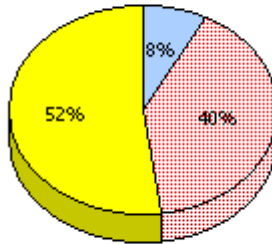
2011

AGR (4)



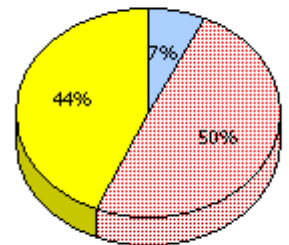
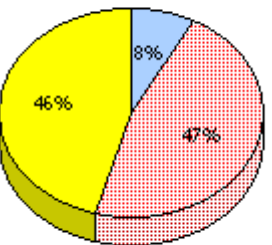
2010

AGR (3)



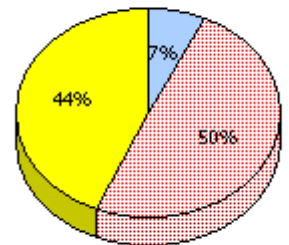
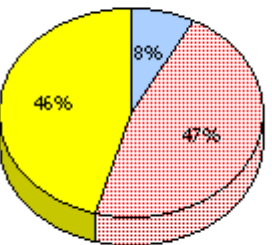
2009

AGR (0)



2008

AGR (3)



Unknown



Not Yet Meeting (1 or 2)



Meeting or Exceeding (3,4,5)

* In some cases, CRT numbers may exceed AGR numbers based on late enrolments. Pie chart is based on the number of students who wrote the CRT.

* Number Operations score is composite of Reasoning, Communication, Connections and Representations, and Problem Solving.

District 2 - Western

School #: 072 Holy Cross All Grade School

Number Operations

Percentage of students at level 3 or above (2008 - 2011)

School data with 5 or fewer students withheld for reasons of confidentiality.



* In some cases, CRT numbers may exceed AGR numbers based on late enrolments. Pie chart is based on the number of students who wrote the CRT.

* Number Operations score is composite of Reasoning, Communication, Connections and Representations, and Problem Solving.

District 2 - Western

School #: 075 Hampden Academy

Number Operations

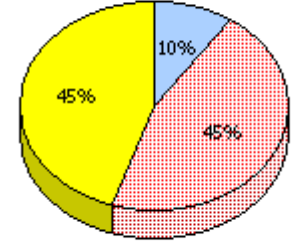
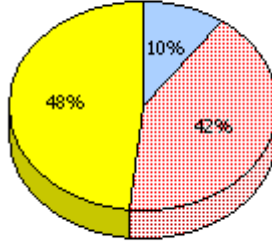
School

School data with 5 or fewer students withheld for reasons of confidentiality.

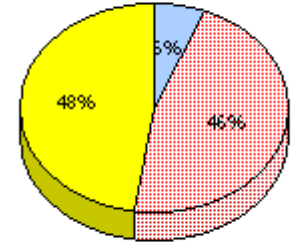
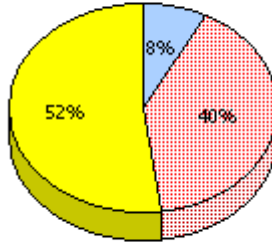
District

Province

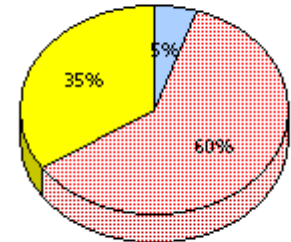
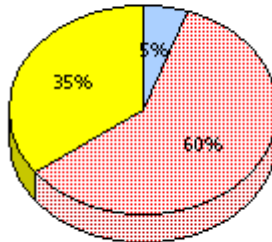
2011
AGR (5)



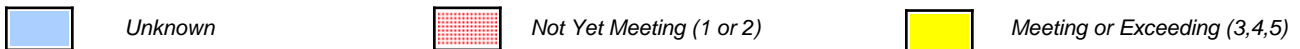
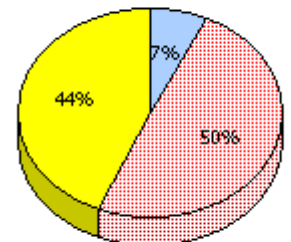
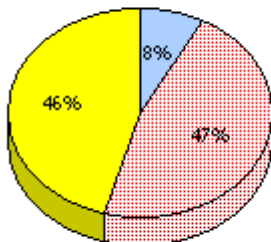
2010
AGR (4)



2009
AGR (5)



2008
AGR (6)



* In some cases, CRT numbers may exceed AGR numbers based on late enrolments. Pie chart is based on the number of students who wrote the CRT.

* Number Operations score is composite of Reasoning, Communication, Connections and Representations, and Problem Solving.

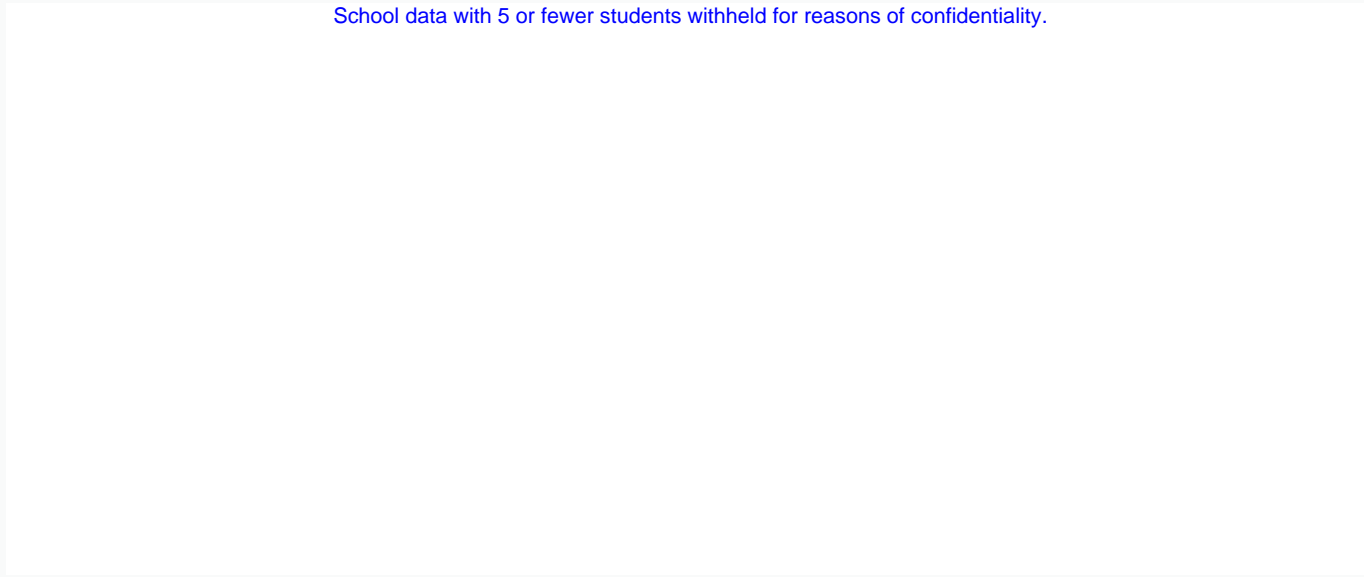
District 2 - Western

School #: 075 Hampden Academy

Number Operations

Percentage of students at level 3 or above (2008 - 2011)

School data with 5 or fewer students withheld for reasons of confidentiality.



* In some cases, CRT numbers may exceed AGR numbers based on late enrolments. Pie chart is based on the number of students who wrote the CRT.

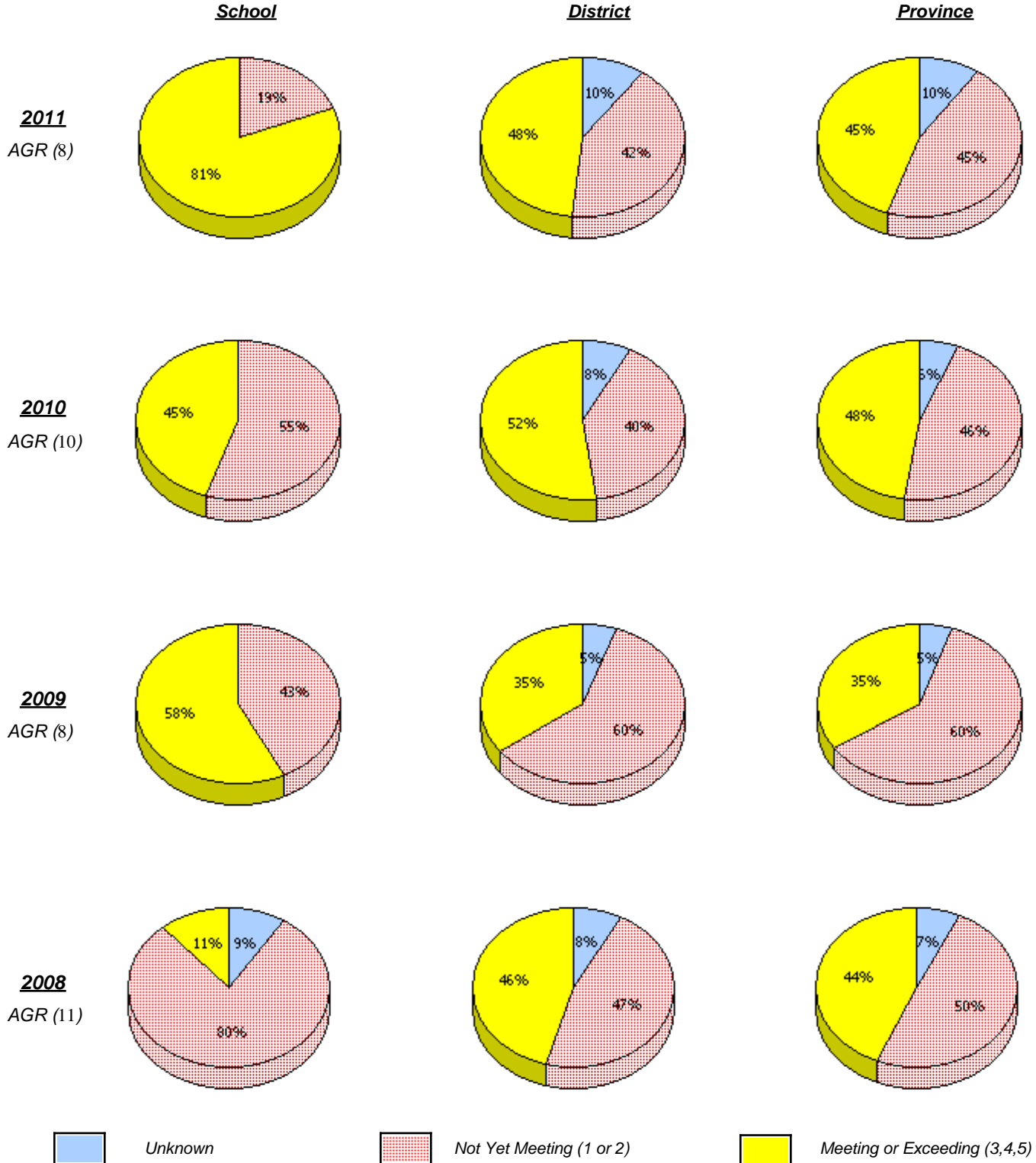
* Number Operations score is composite of Reasoning, Communication, Connections and Representations, and Problem Solving.

Source: Division of Evaluation and Research, Department of Education

District 2 - Western

School #: 079 St. James All Grade

Number Operations



* In some cases, CRT numbers may exceed AGR numbers based on late enrolments. Pie chart is based on the number of students who wrote the CRT.

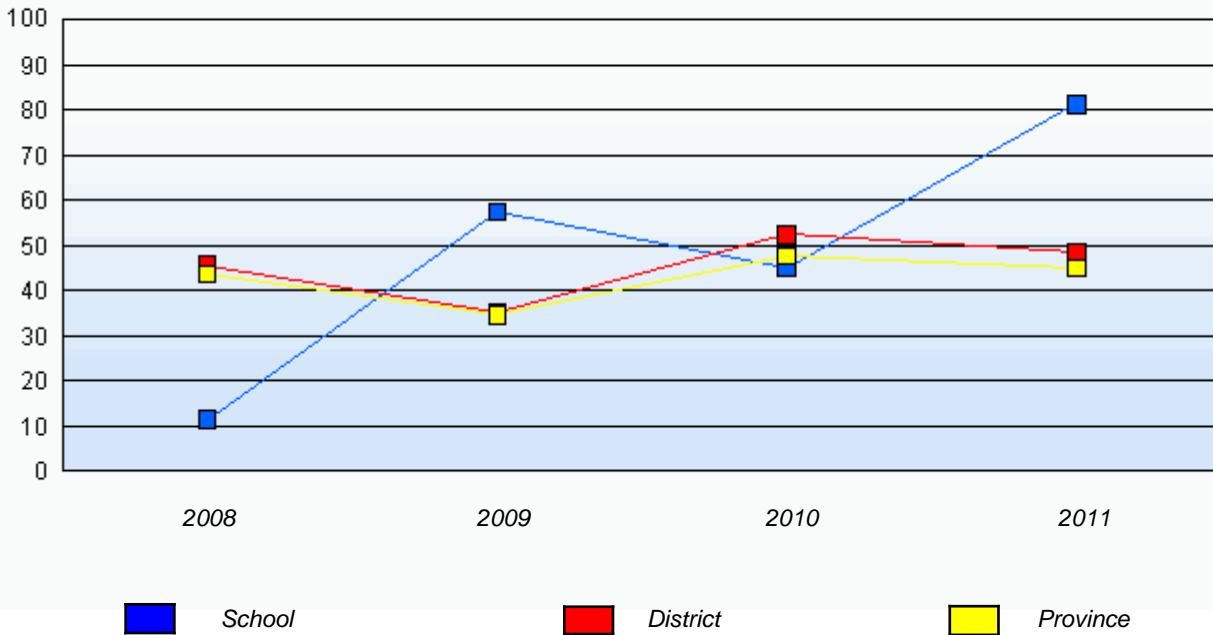
* Number Operations score is composite of Reasoning, Communication, Connections and Representations, and Problem Solving.

District 2 - Western

School #: 079 St. James All Grade

Number Operations

Percentage of students at level 3 or above (2008 - 2011)



* In some cases, CRT numbers may exceed AGR numbers based on late enrolments. Pie chart is based on the number of students who wrote the CRT.

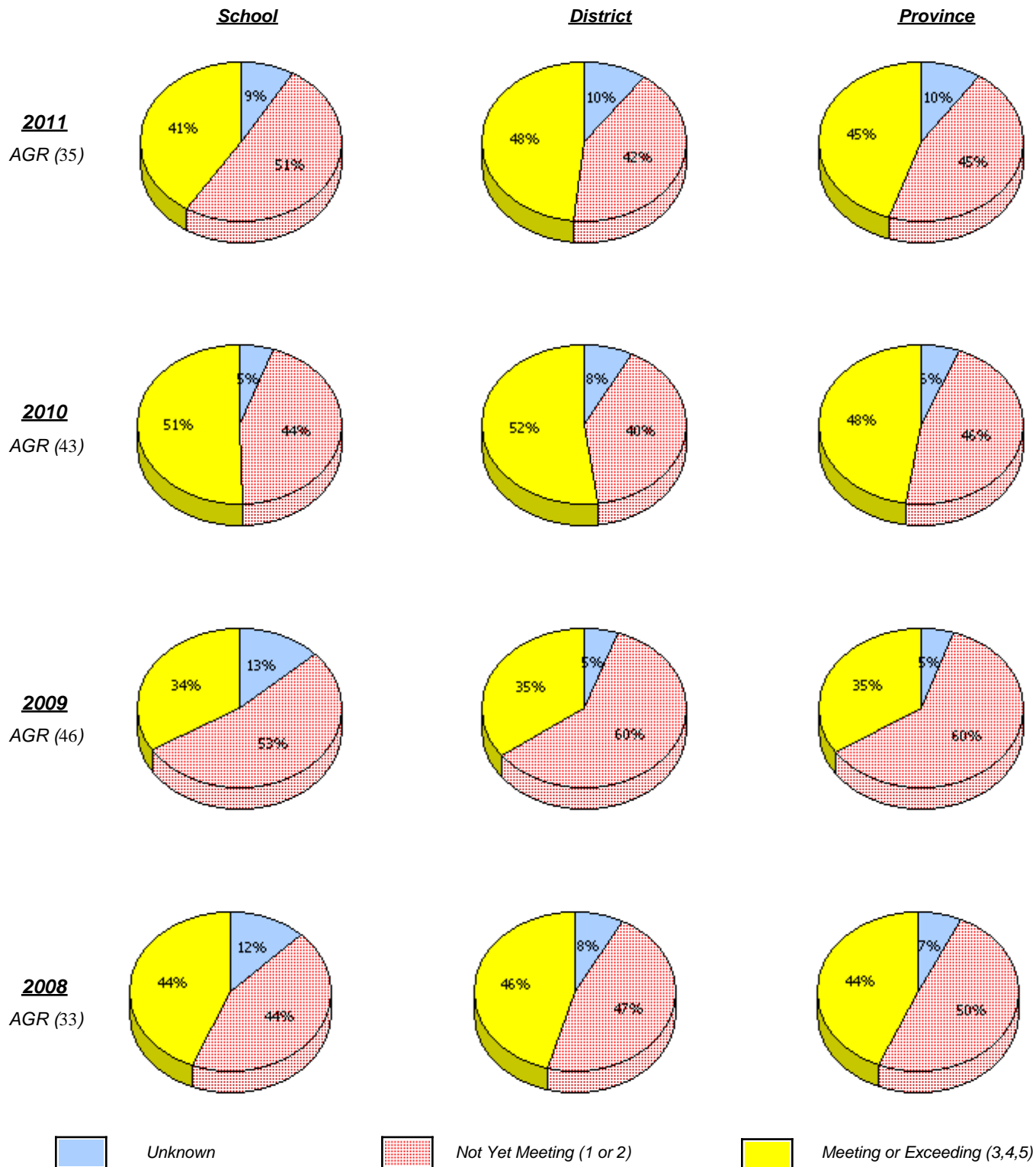
* Number Operations score is composite of Reasoning, Communication, Connections and Representations, and Problem Solving.

Source: Division of Evaluation and Research, Department of Education

District 2 - Western

School #: 080 Templeton Academy

Number Operations



* In some cases, CRT numbers may exceed AGR numbers based on late enrolments. Pie chart is based on the number of students who wrote the CRT.

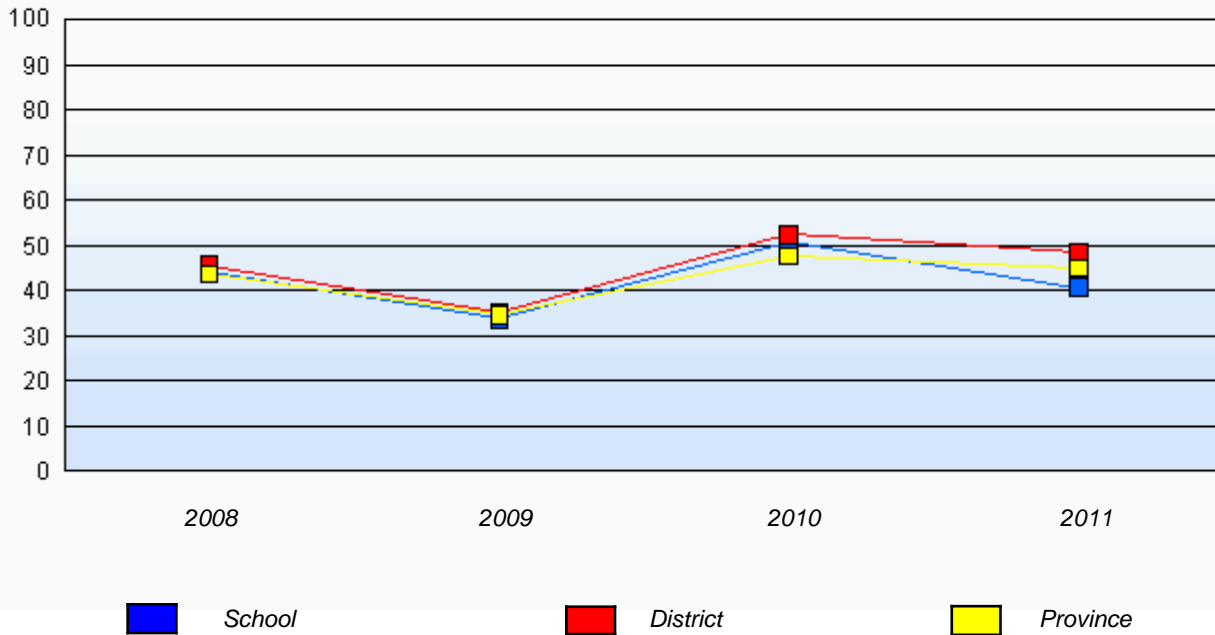
* Number Operations score is composite of Reasoning, Communication, Connections and Representations, and Problem Solving.

District 2 - Western

School #: 080 Templeton Academy

Number Operations

Percentage of students at level 3 or above (2008 - 2011)



* In some cases, CRT numbers may exceed AGR numbers based on late enrolments. Pie chart is based on the number of students who wrote the CRT.

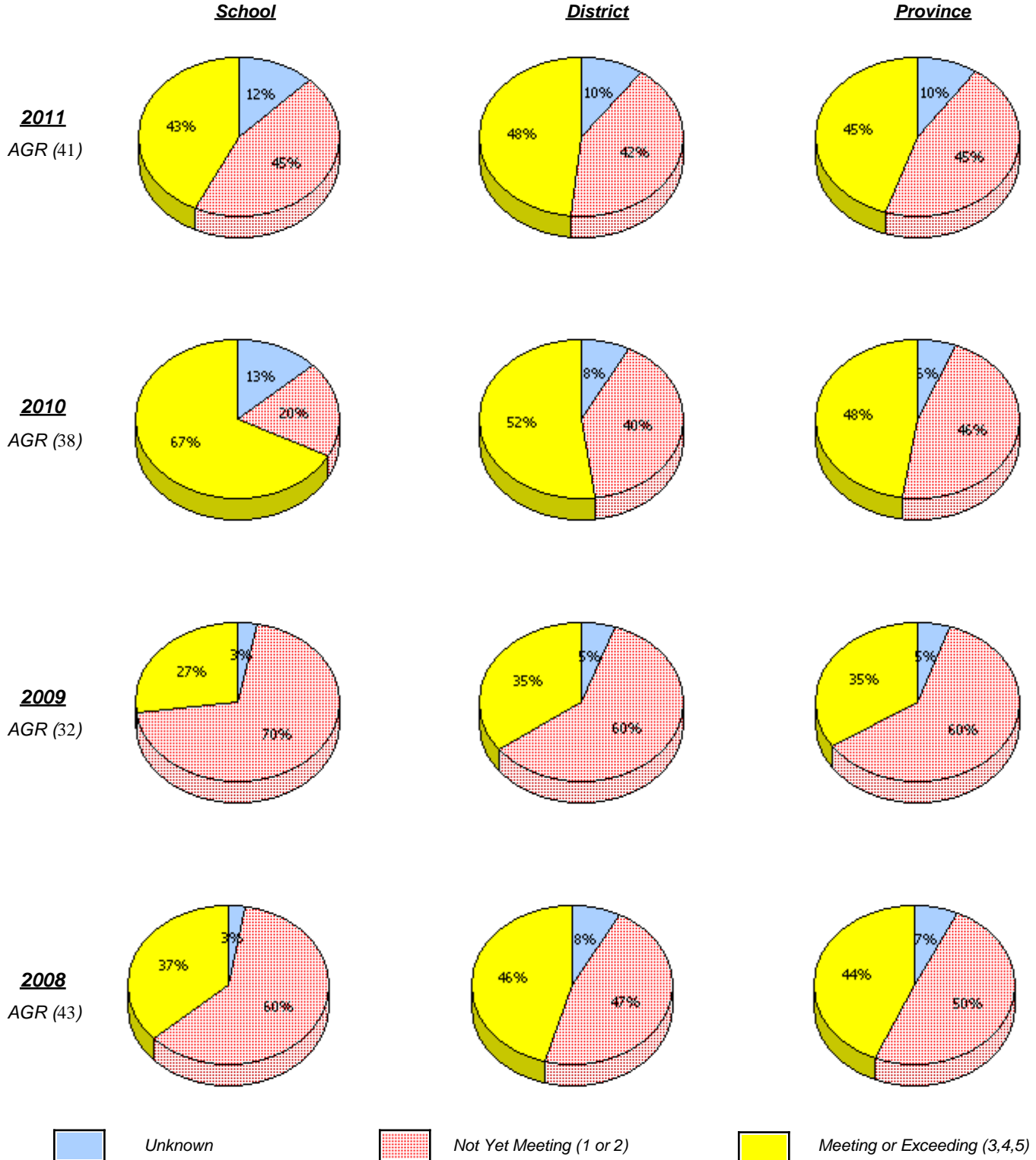
* Number Operations score is composite of Reasoning, Communication, Connections and Representations, and Problem Solving.

Source: Division of Evaluation and Research, Department of Education

District 2 - Western

School #: 082 Pasadena Elementary School

Number Operations



* In some cases, CRT numbers may exceed AGR numbers based on late enrolments. Pie chart is based on the number of students who wrote the CRT.

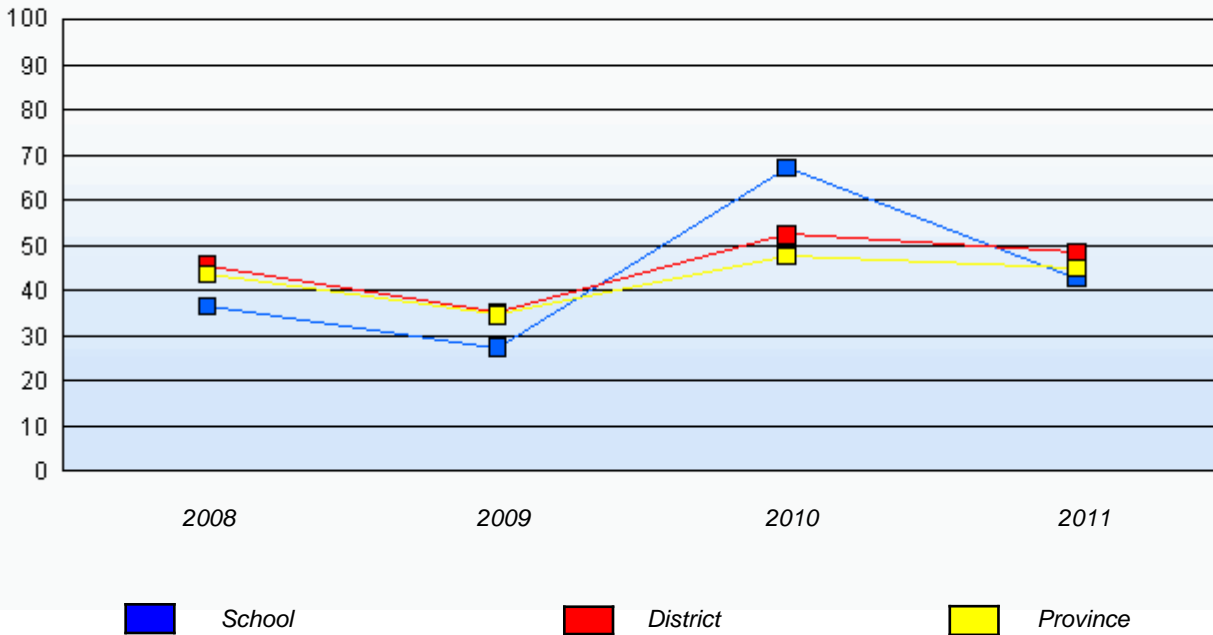
* Number Operations score is composite of Reasoning, Communication, Connections and Representations, and Problem Solving.

District 2 - Western

School #: 082 Pasadena Elementary School

Number Operations

Percentage of students at level 3 or above (2008 - 2011)



* In some cases, CRT numbers may exceed AGR numbers based on late enrolments. Pie chart is based on the number of students who wrote the CRT.

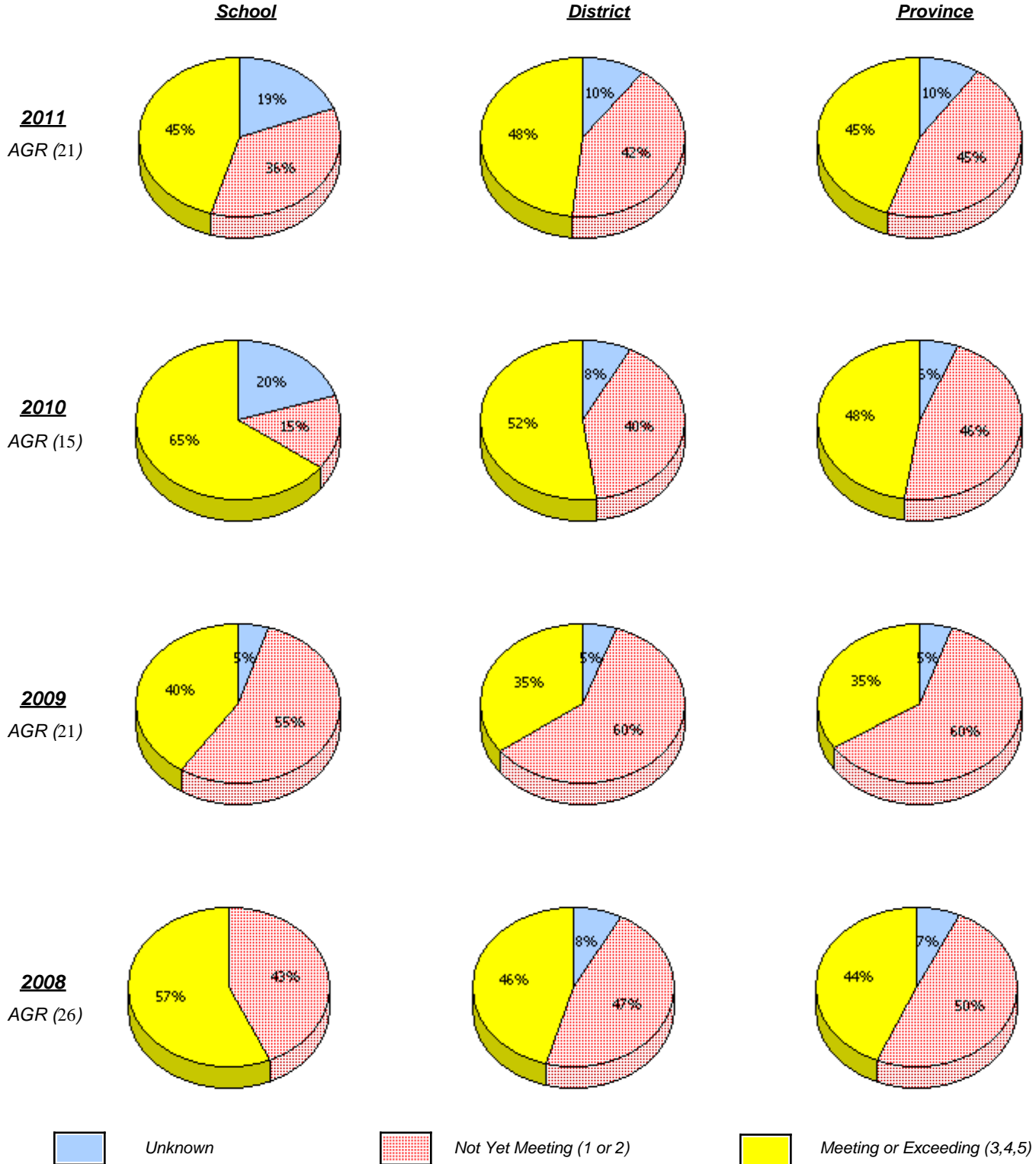
* Number Operations score is composite of Reasoning, Communication, Connections and Representations, and Problem Solving.

Source: Division of Evaluation and Research, Department of Education

District 2 - Western

School #: 086 Gros Morne Academy

Number Operations



* In some cases, CRT numbers may exceed AGR numbers based on late enrolments. Pie chart is based on the number of students who wrote the CRT.

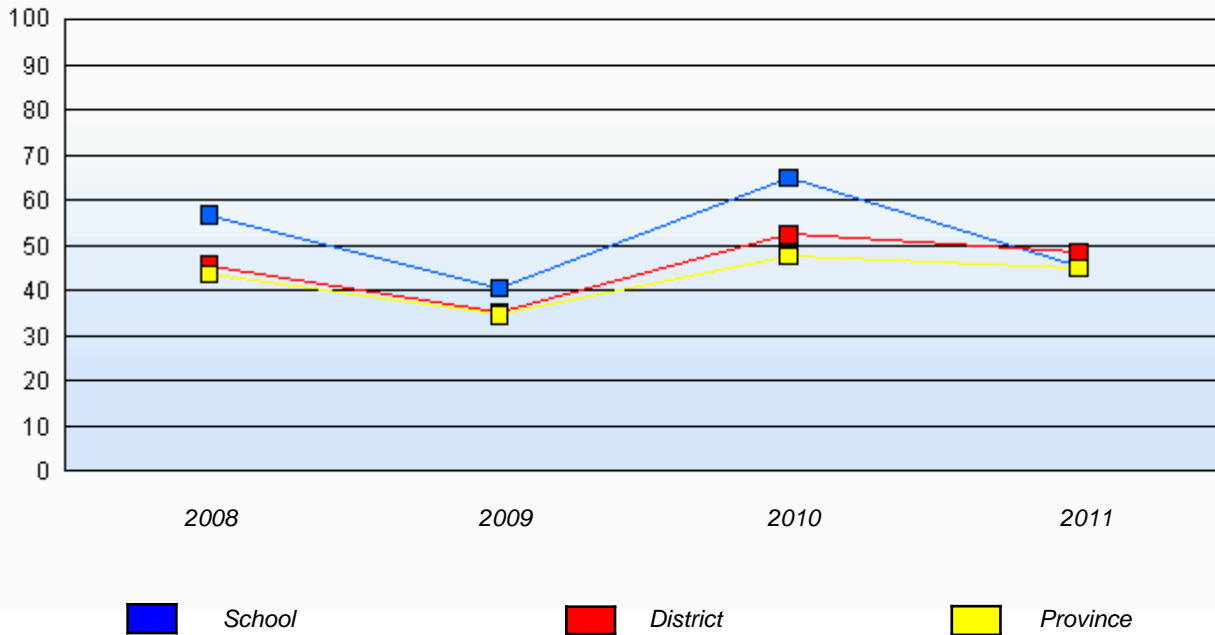
* Number Operations score is composite of Reasoning, Communication, Connections and Representations, and Problem Solving.

District 2 - Western

School #: 086 Gros Morne Academy

Number Operations

Percentage of students at level 3 or above (2008 - 2011)



* In some cases, CRT numbers may exceed AGR numbers based on late enrolments. Pie chart is based on the number of students who wrote the CRT.

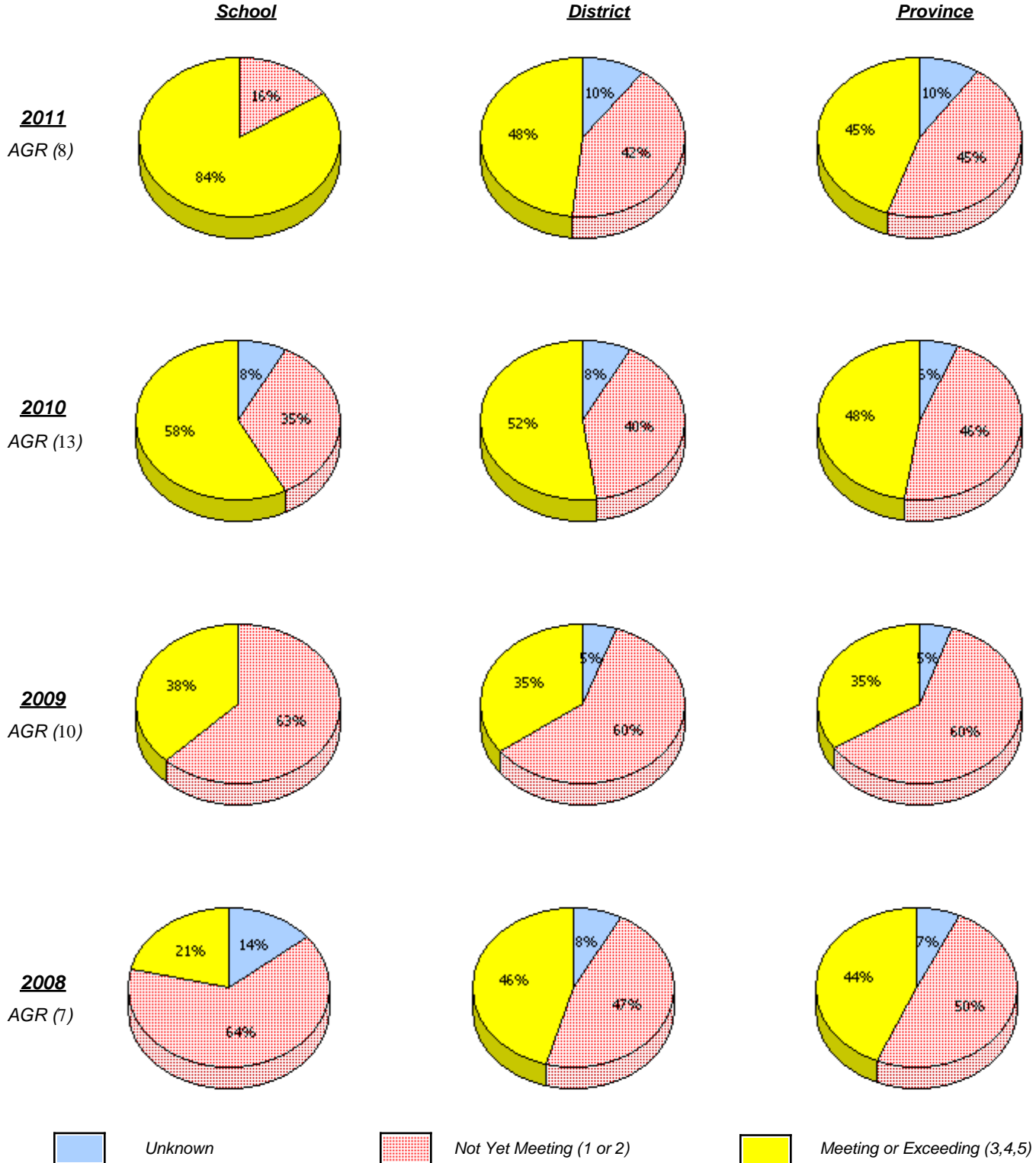
* Number Operations score is composite of Reasoning, Communication, Connections and Representations, and Problem Solving.

Source: Division of Evaluation and Research, Department of Education

District 2 - Western

School #: 088 Main River Academy

Number Operations



* In some cases, CRT numbers may exceed AGR numbers based on late enrolments. Pie chart is based on the number of students who wrote the CRT.

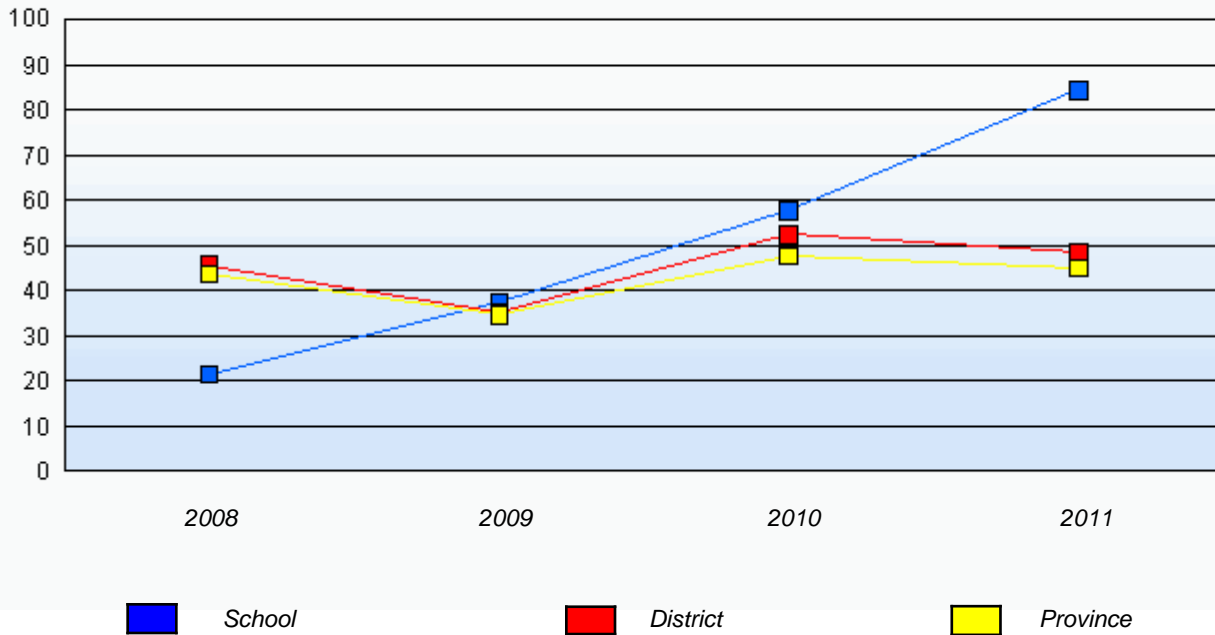
* Number Operations score is composite of Reasoning, Communication, Connections and Representations, and Problem Solving.

District 2 - Western

School #: 088 Main River Academy

Number Operations

Percentage of students at level 3 or above (2008 - 2011)



* In some cases, CRT numbers may exceed AGR numbers based on late enrolments. Pie chart is based on the number of students who wrote the CRT.

* Number Operations score is composite of Reasoning, Communication, Connections and Representations, and Problem Solving.

Source: Division of Evaluation and Research, Department of Education

District 2 - Western

School #: 089 Jakeman All Grade

Number Operations

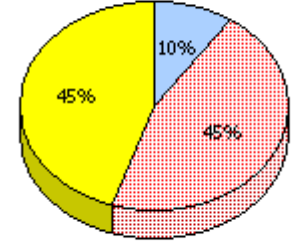
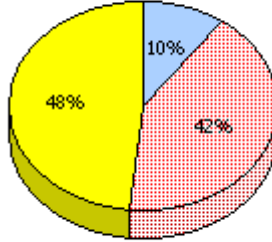
School

School data with 5 or fewer students withheld for reasons of confidentiality.

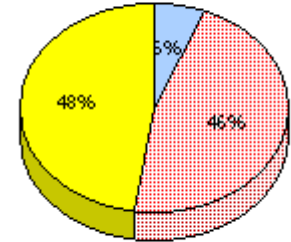
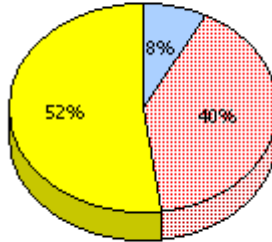
District

Province

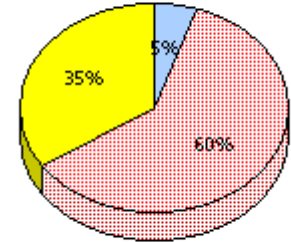
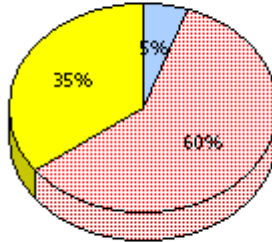
2011
AGR (5)



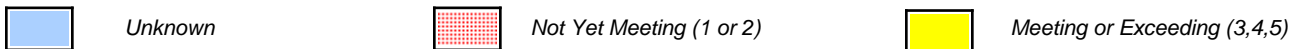
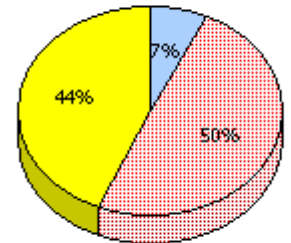
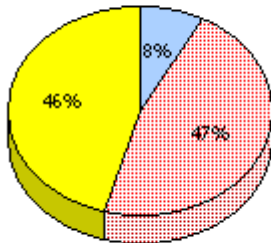
2010
AGR (2)



2009
AGR (7)



2008
AGR (4)



* In some cases, CRT numbers may exceed AGR numbers based on late enrolments. Pie chart is based on the number of students who wrote the CRT.

* Number Operations score is composite of Reasoning, Communication, Connections and Representations, and Problem Solving.

District 2 - Western

School #: 089 Jakeman All Grade

Number Operations

Percentage of students at level 3 or above (2008 - 2011)

School data with 5 or fewer students withheld for reasons of confidentiality.



* In some cases, CRT numbers may exceed AGR numbers based on late enrolments. Pie chart is based on the number of students who wrote the CRT.

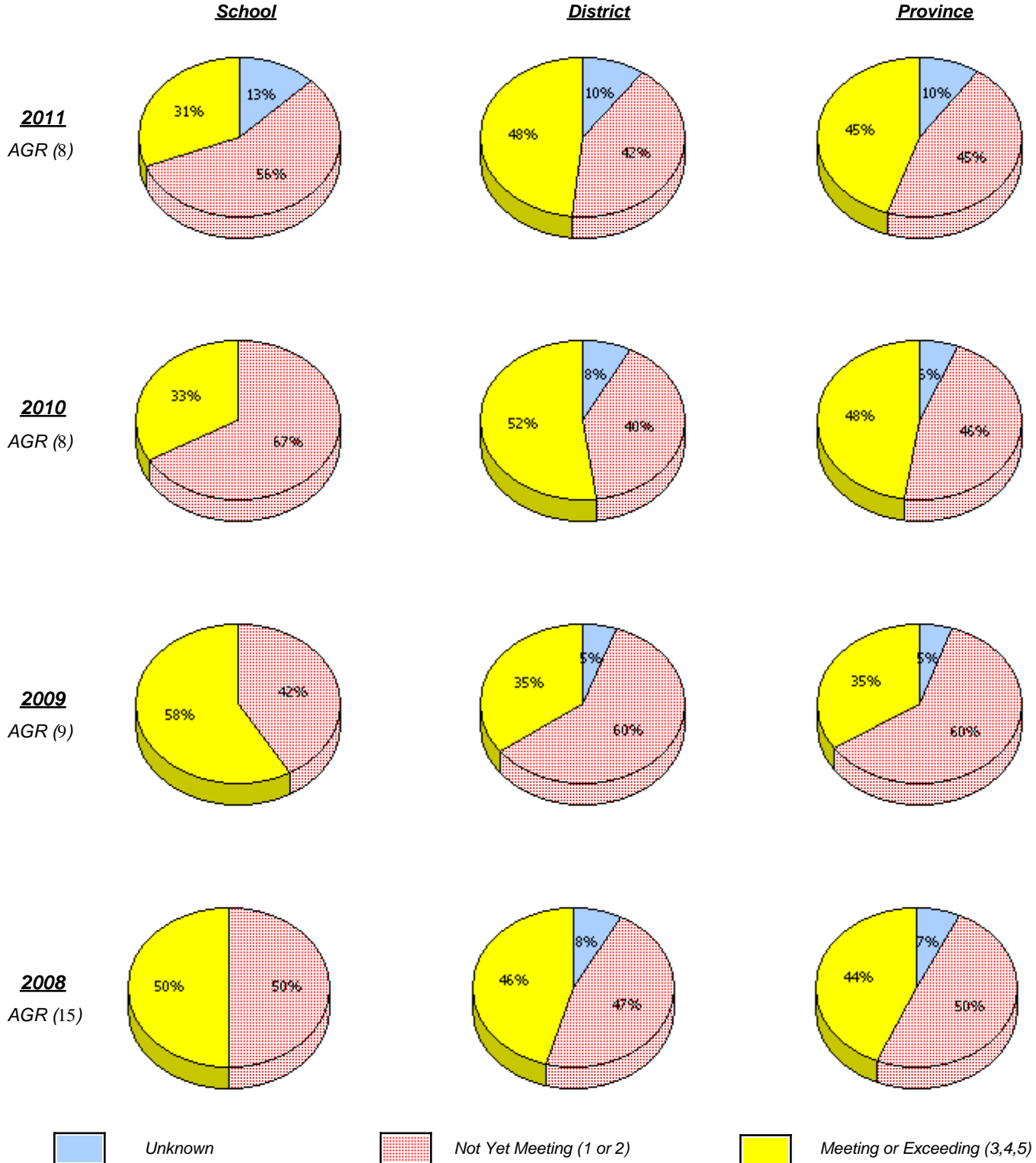
* Number Operations score is composite of Reasoning, Communication, Connections and Representations, and Problem Solving.

Source: Division of Evaluation and Research, Department of Education

District 2 - Western

School #: 091 Burgeo Academy

Number Operations



* In some cases, CRT numbers may exceed AGR numbers based on late enrolments. Pie chart is based on the number of students who wrote the CRT.

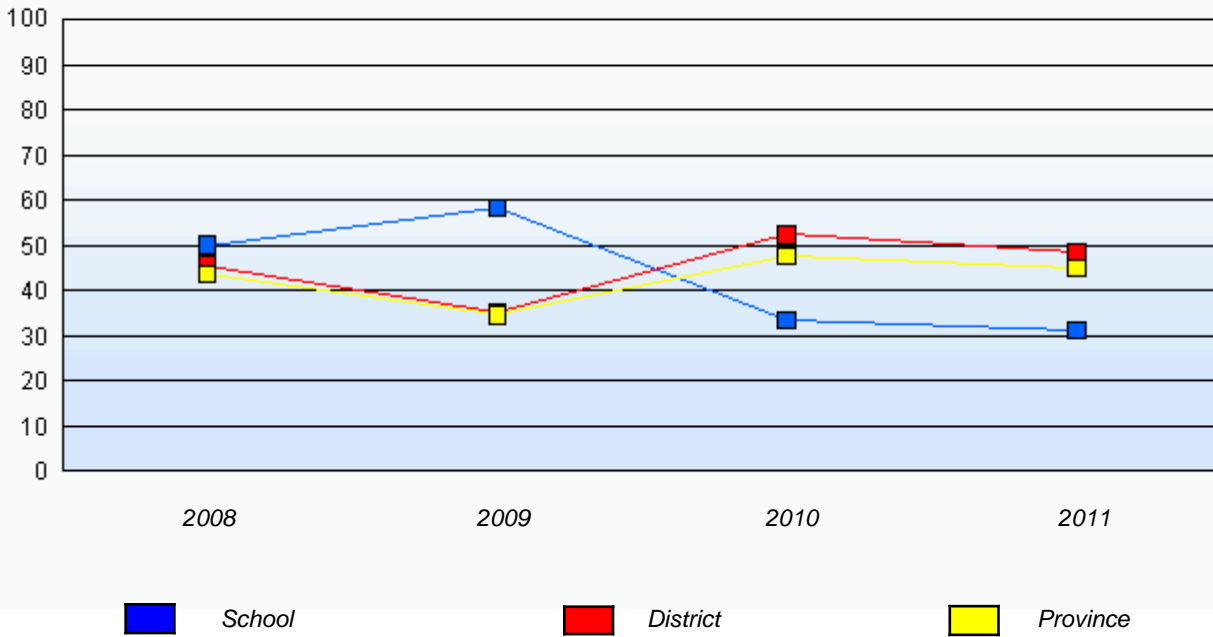
* Number Operations score is composite of Reasoning, Communication, Connections and Representations, and Problem Solving.

District 2 - Western

School #: 091 Burgeo Academy

Number Operations

Percentage of students at level 3 or above (2008 - 2011)



* In some cases, CRT numbers may exceed AGR numbers based on late enrolments. Pie chart is based on the number of students who wrote the CRT.

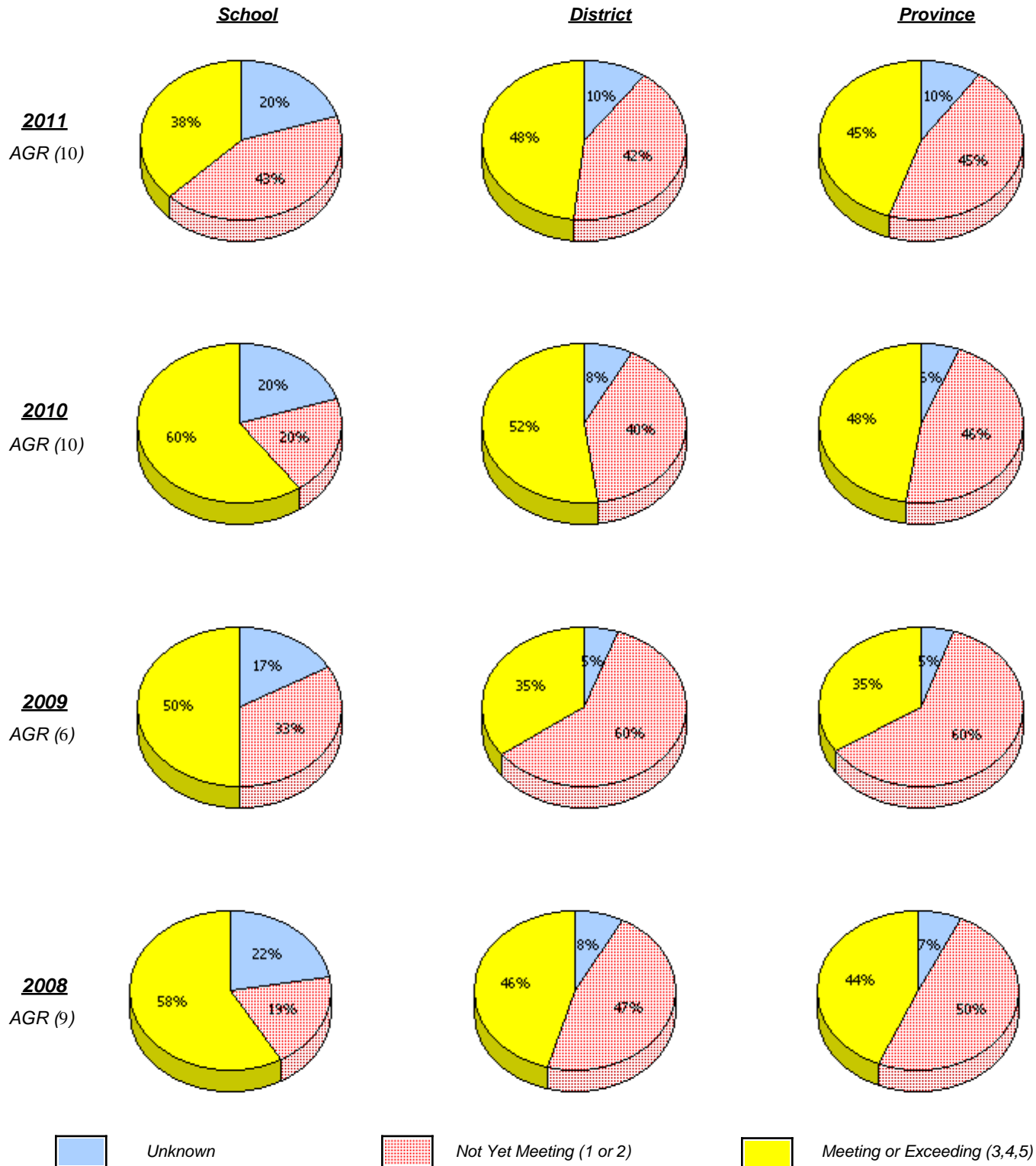
* Number Operations score is composite of Reasoning, Communication, Connections and Representations, and Problem Solving.

Source: Division of Evaluation and Research, Department of Education

District 2 - Western

School #: 092 Grandy's River Collegiate

Number Operations



* In some cases, CRT numbers may exceed AGR numbers based on late enrolments. Pie chart is based on the number of students who wrote the CRT.

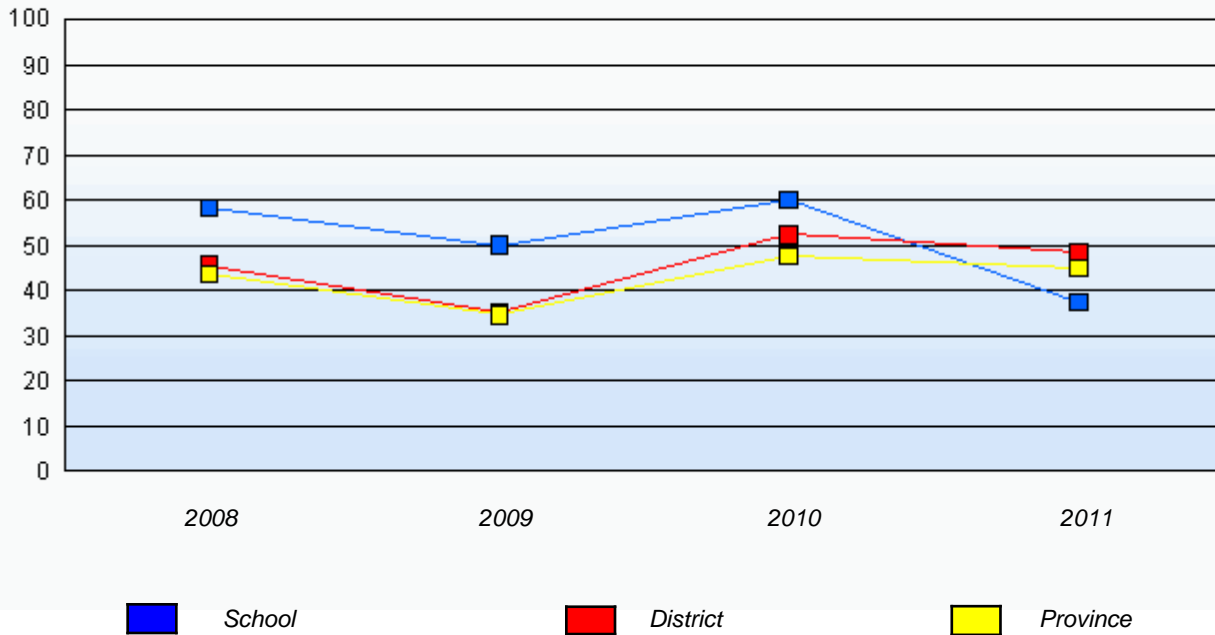
* Number Operations score is composite of Reasoning, Communication, Connections and Representations, and Problem Solving.

District 2 - Western

School #: 092 Grandy's River Collegiate

Number Operations

Percentage of students at level 3 or above (2008 - 2011)



* In some cases, CRT numbers may exceed AGR numbers based on late enrolments. Pie chart is based on the number of students who wrote the CRT.

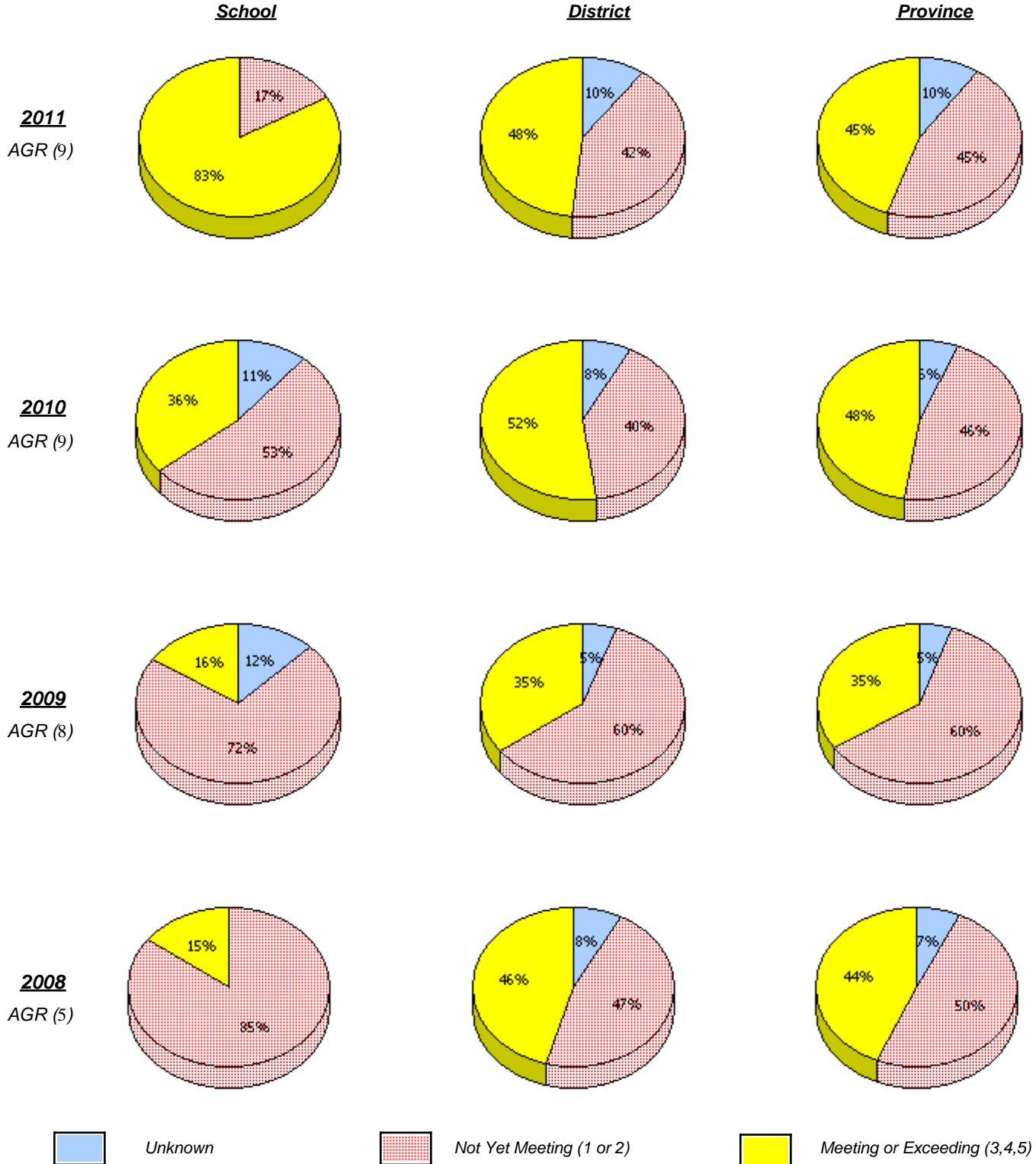
* Number Operations score is composite of Reasoning, Communication, Connections and Representations, and Problem Solving.

Source: Division of Evaluation and Research, Department of Education

District 2 - Western

School #: 096 Our Lady of the Cape School

Number Operations



* In some cases, CRT numbers may exceed AGR numbers based on late enrolments. Pie chart is based on the number of students who wrote the CRT.

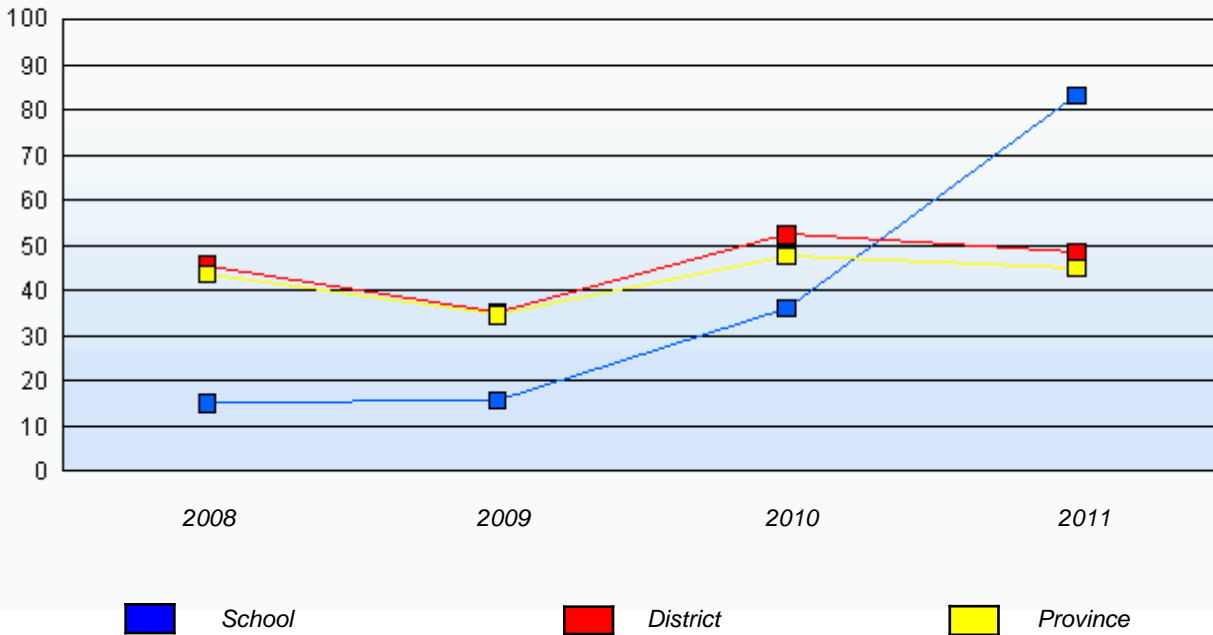
* Number Operations score is composite of Reasoning, Communication, Connections and Representations, and Problem Solving.

District 2 - Western

School #: 096 Our Lady of the Cape School

Number Operations

Percentage of students at level 3 or above (2008 - 2011)



* In some cases, CRT numbers may exceed AGR numbers based on late enrolments. Pie chart is based on the number of students who wrote the CRT.

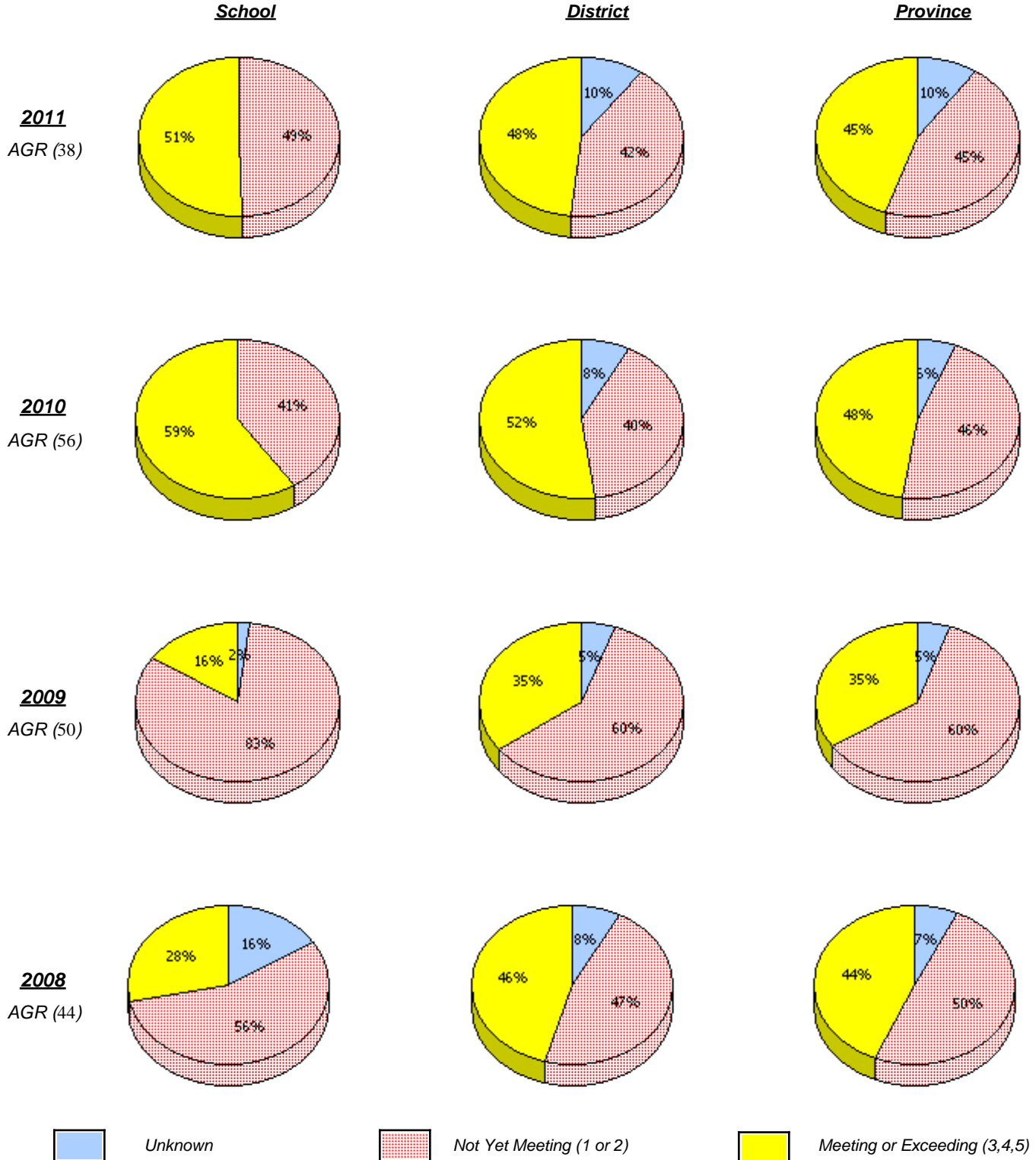
* Number Operations score is composite of Reasoning, Communication, Connections and Representations, and Problem Solving.

Source: Division of Evaluation and Research, Department of Education

District 2 - Western

School #: 097 St. James' Elementary

Number Operations



* In some cases, CRT numbers may exceed AGR numbers based on late enrolments. Pie chart is based on the number of students who wrote the CRT.

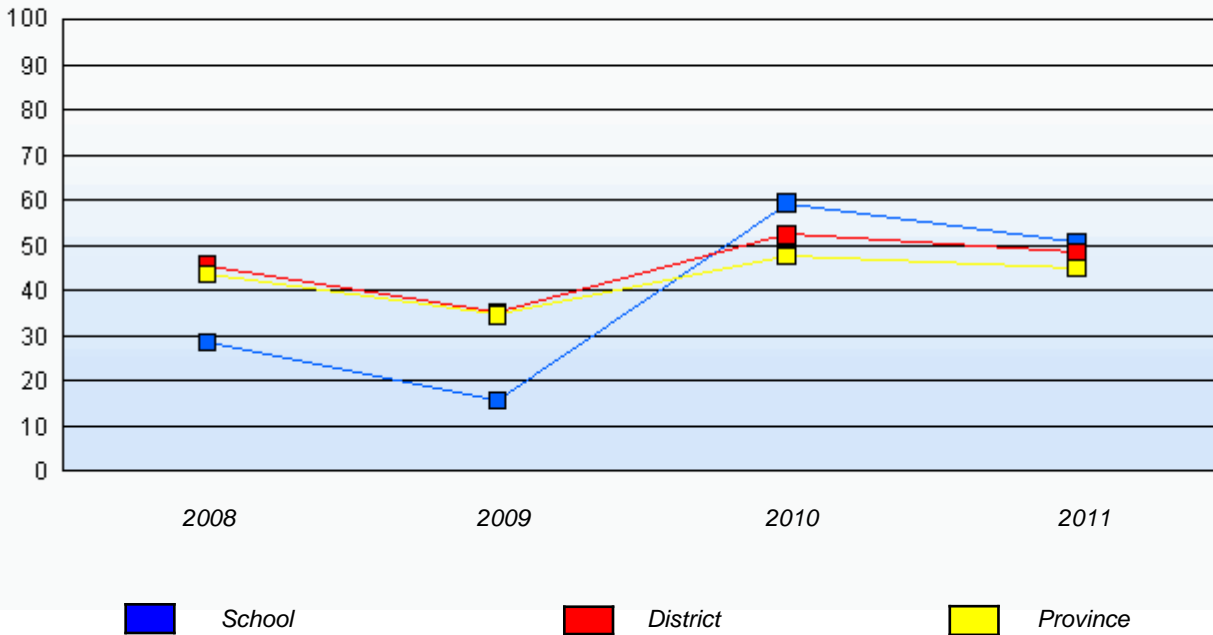
* Number Operations score is composite of Reasoning, Communication, Connections and Representations, and Problem Solving.

District 2 - Western

School #: 097 St. James' Elementary

Number Operations

Percentage of students at level 3 or above (2008 - 2011)



* In some cases, CRT numbers may exceed AGR numbers based on late enrolments. Pie chart is based on the number of students who wrote the CRT.

* Number Operations score is composite of Reasoning, Communication, Connections and Representations, and Problem Solving.

Source: Division of Evaluation and Research, Department of Education

District 2 - Western

School #: 102 All Saints All-Grade

Number Operations

School

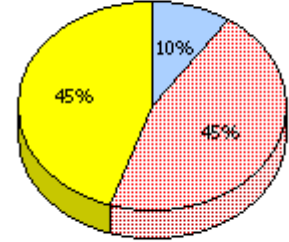
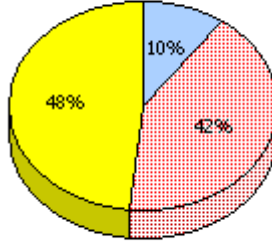
School data with 5 or fewer students withheld for reasons of confidentiality.

District

Province

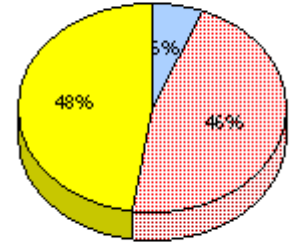
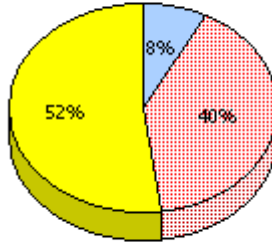
2011

AGR (2)



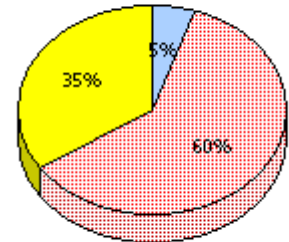
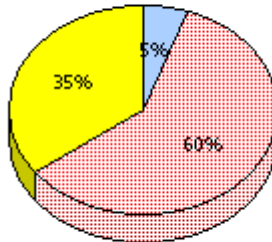
2010

AGR (2)



2009

AGR (3)



2008

AGR (0)



Unknown



Not Yet Meeting (1 or 2)



Meeting or Exceeding (3,4,5)

* In some cases, CRT numbers may exceed AGR numbers based on late enrolments. Pie chart is based on the number of students who wrote the CRT.

* Number Operations score is composite of Reasoning, Communication, Connections and Representations, and Problem Solving.

District 2 - Western

School #: 102 All Saints All-Grade

Number Operations

Percentage of students at level 3 or above (2008 - 2011)

School data with 5 or fewer students withheld for reasons of confidentiality.



* In some cases, CRT numbers may exceed AGR numbers based on late enrolments. Pie chart is based on the number of students who wrote the CRT.

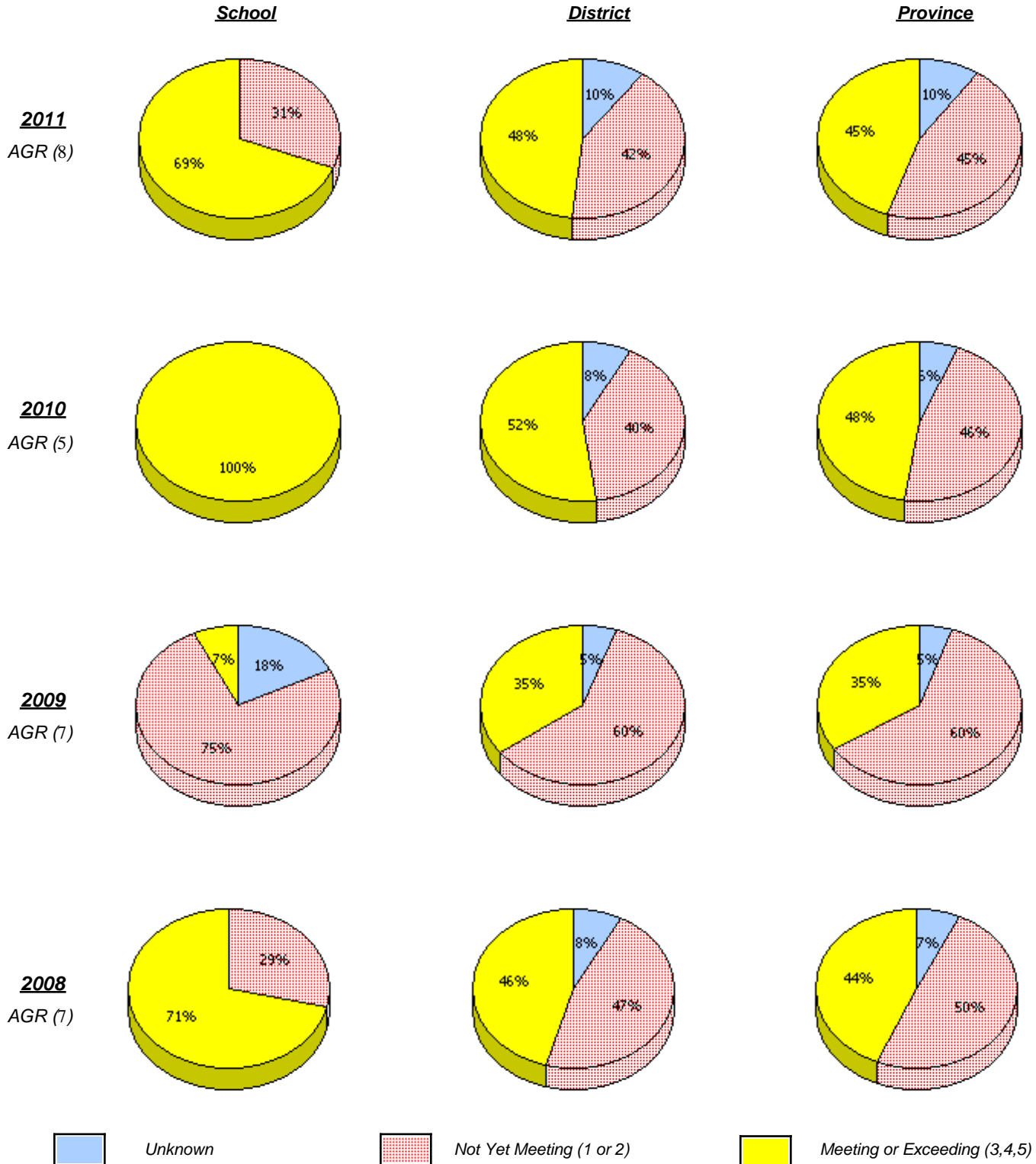
* Number Operations score is composite of Reasoning, Communication, Connections and Representations, and Problem Solving.

Source: Division of Evaluation and Research, Department of Education

District 2 - Western

School #: 103 LeGallais Memorial

Number Operations



* In some cases, CRT numbers may exceed AGR numbers based on late enrolments. Pie chart is based on the number of students who wrote the CRT.

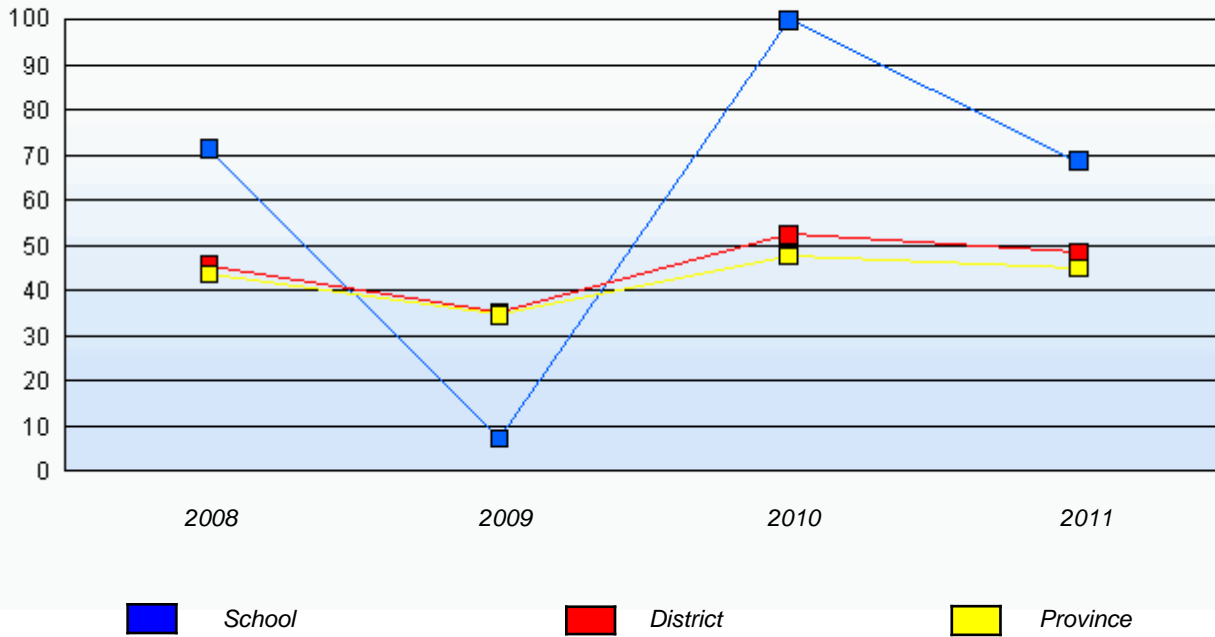
* Number Operations score is composite of Reasoning, Communication, Connections and Representations, and Problem Solving.

District 2 - Western

School #: 103 LeGallais Memorial

Number Operations

Percentage of students at level 3 or above (2008 - 2011)



* In some cases, CRT numbers may exceed AGR numbers based on late enrolments. Pie chart is based on the number of students who wrote the CRT.

* Number Operations score is composite of Reasoning, Communication, Connections and Representations, and Problem Solving.

Source: Division of Evaluation and Research, Department of Education

District 2 - Western

School #: 104 Douglas Academy

Number Operations

School

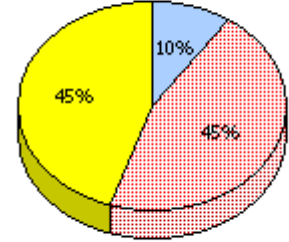
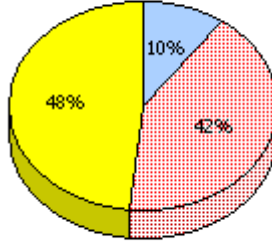
School data with 5 or fewer students withheld for reasons of confidentiality.

District

Province

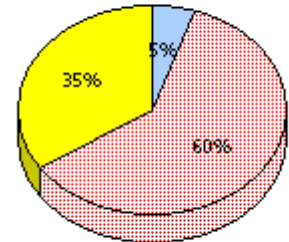
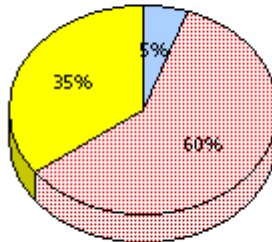
2011

AGR (2)



2010

AGR (0)



2009

AGR (4)

2008

AGR (0)



Unknown



Not Yet Meeting (1 or 2)



Meeting or Exceeding (3,4,5)

* In some cases, CRT numbers may exceed AGR numbers based on late enrolments. Pie chart is based on the number of students who wrote the CRT.

* Number Operations score is composite of Reasoning, Communication, Connections and Representations, and Problem Solving.

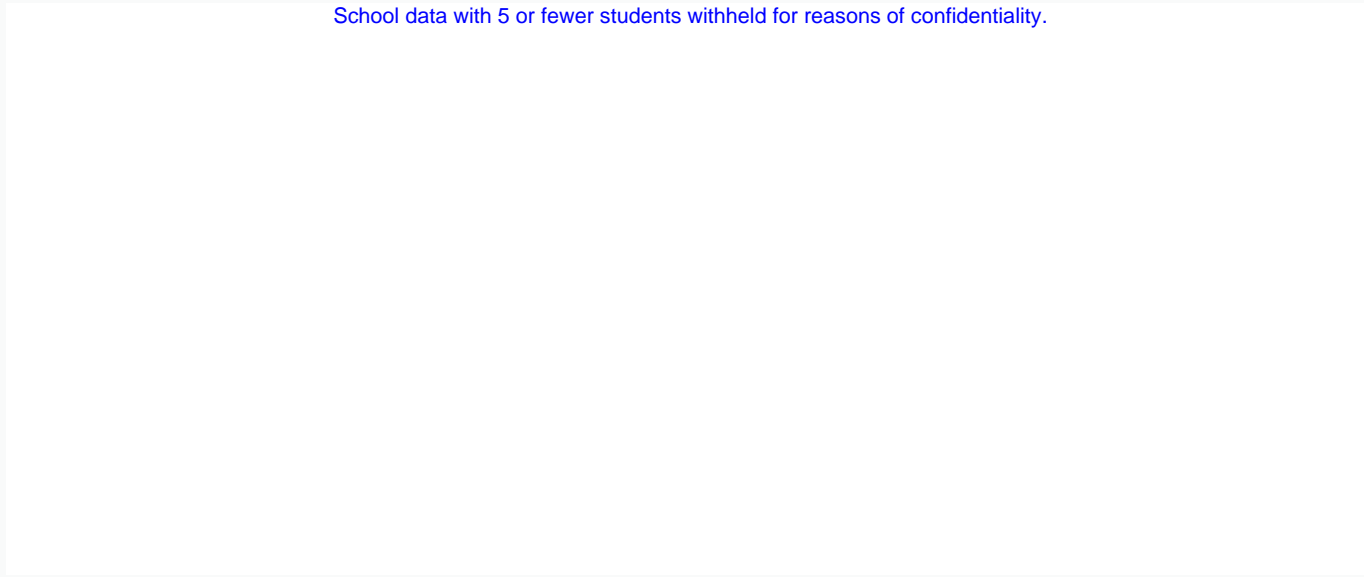
District 2 - Western

School #: 104 Douglas Academy

Number Operations

Percentage of students at level 3 or above (2008 - 2011)

School data with 5 or fewer students withheld for reasons of confidentiality.



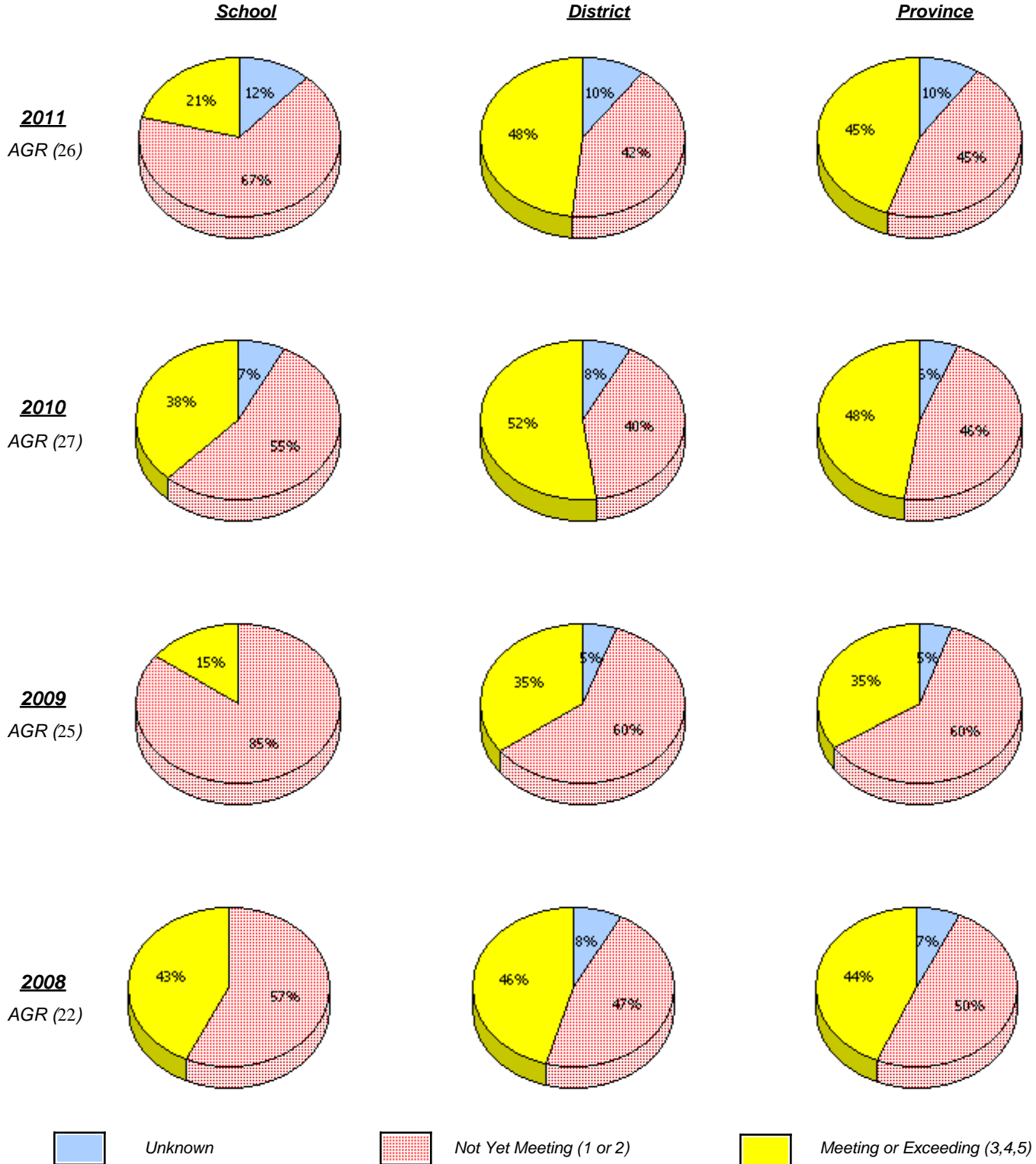
* In some cases, CRT numbers may exceed AGR numbers based on late enrolments. Pie chart is based on the number of students who wrote the CRT.

* Number Operations score is composite of Reasoning, Communication, Connections and Representations, and Problem Solving.

District 2 - Western

School #: 106 Lourdes Elementary

Number Operations



* In some cases, CRT numbers may exceed AGR numbers based on late enrolments. Pie chart is based on the number of students who wrote the CRT.

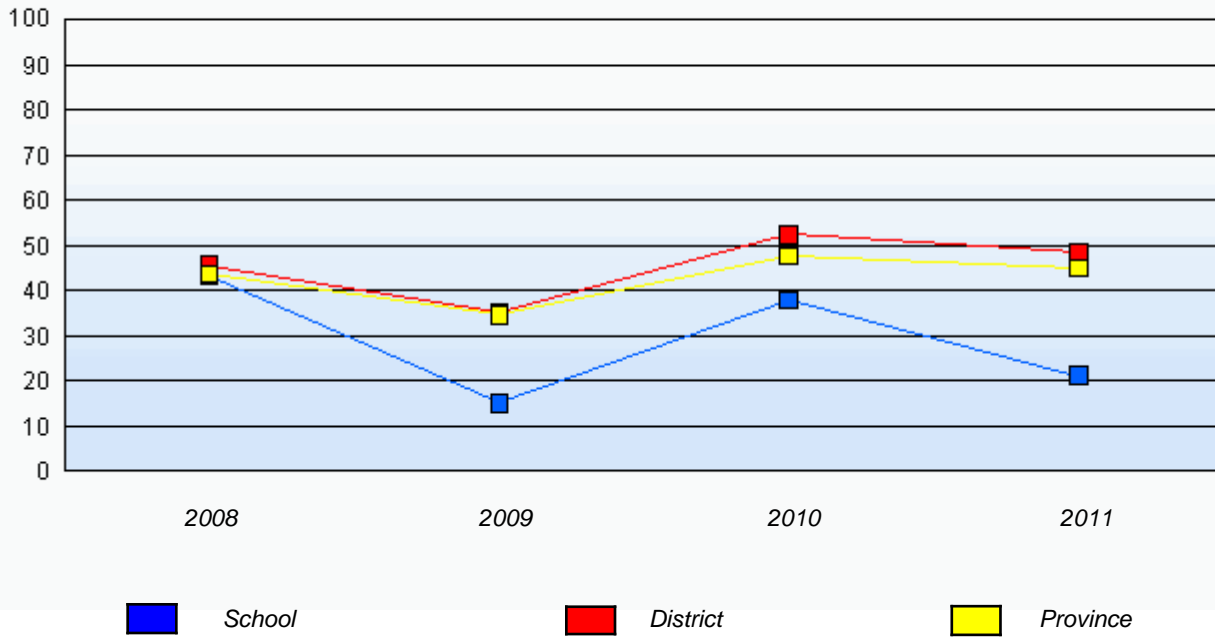
* Number Operations score is composite of Reasoning, Communication, Connections and Representations, and Problem Solving.

District 2 - Western

School #: 106 Lourdes Elementary

Number Operations

Percentage of students at level 3 or above (2008 - 2011)



* In some cases, CRT numbers may exceed AGR numbers based on late enrolments. Pie chart is based on the number of students who wrote the CRT.

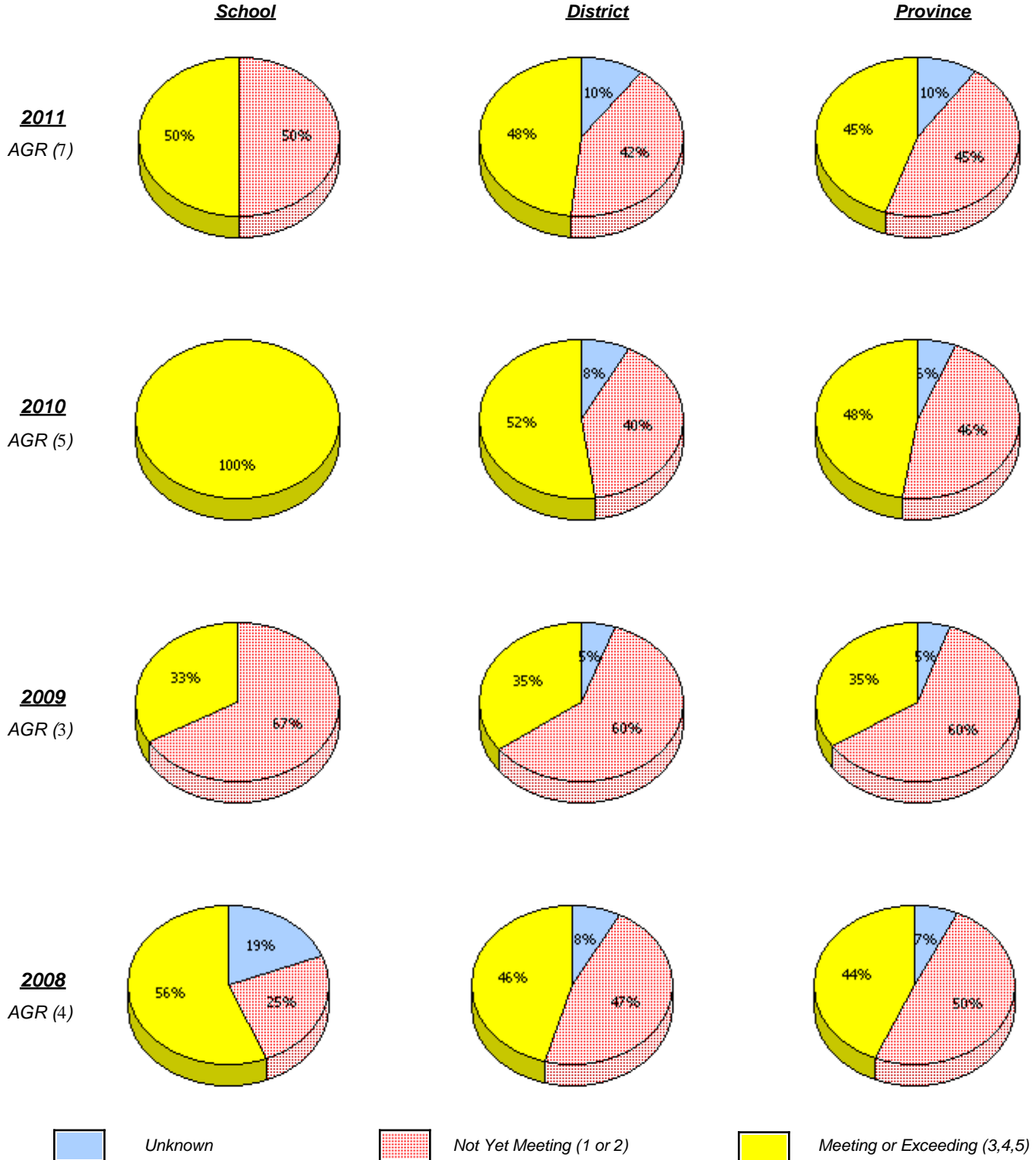
* Number Operations score is composite of Reasoning, Communication, Connections and Representations, and Problem Solving.

Source: Division of Evaluation and Research, Department of Education

District 2 - Western

School #: 113 St. Boniface All Grade

Number Operations



* In some cases, CRT numbers may exceed AGR numbers based on late enrolments. Pie chart is based on the number of students who wrote the CRT.

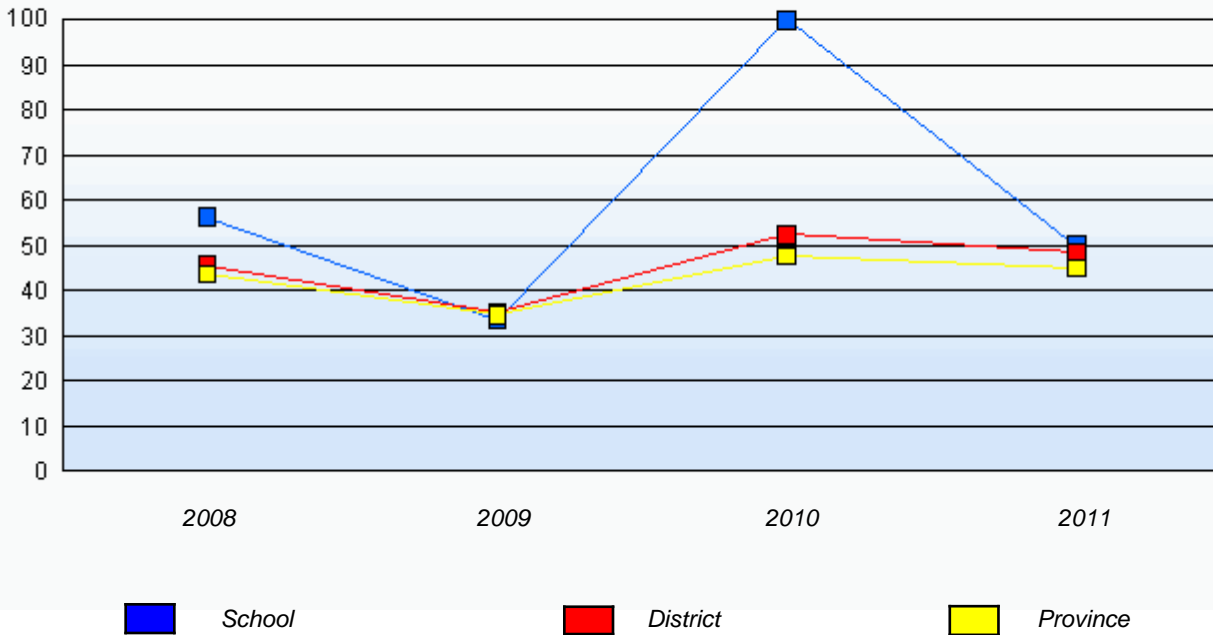
* Number Operations score is composite of Reasoning, Communication, Connections and Representations, and Problem Solving.

District 2 - Western

School #: 113 St. Boniface All Grade

Number Operations

Percentage of students at level 3 or above (2008 - 2011)



* In some cases, CRT numbers may exceed AGR numbers based on late enrolments. Pie chart is based on the number of students who wrote the CRT.

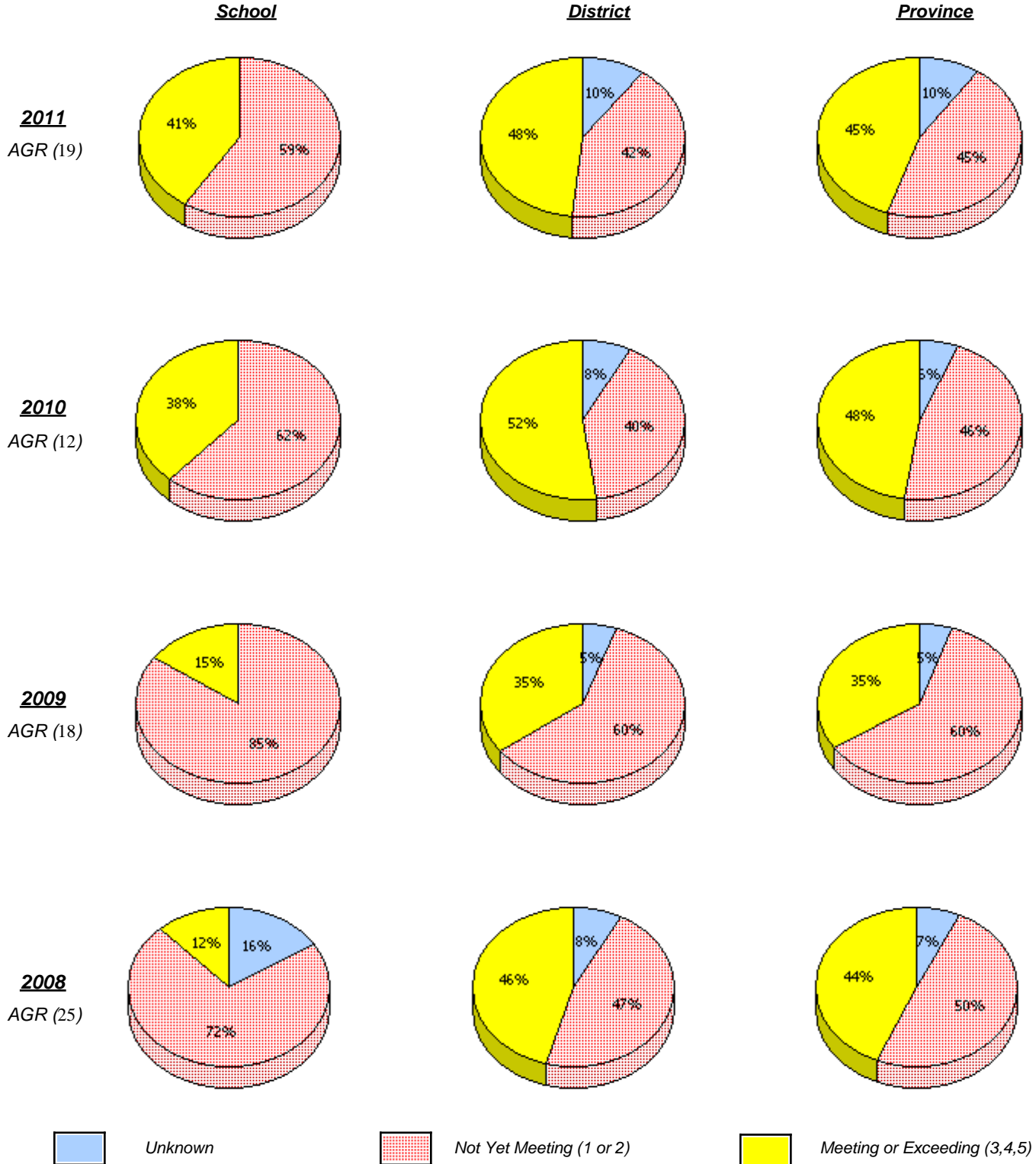
* Number Operations score is composite of Reasoning, Communication, Connections and Representations, and Problem Solving.

Source: Division of Evaluation and Research, Department of Education

District 2 - Western

School #: 115 Our Lady of Mercy Elementary

Number Operations



* In some cases, CRT numbers may exceed AGR numbers based on late enrolments. Pie chart is based on the number of students who wrote the CRT.

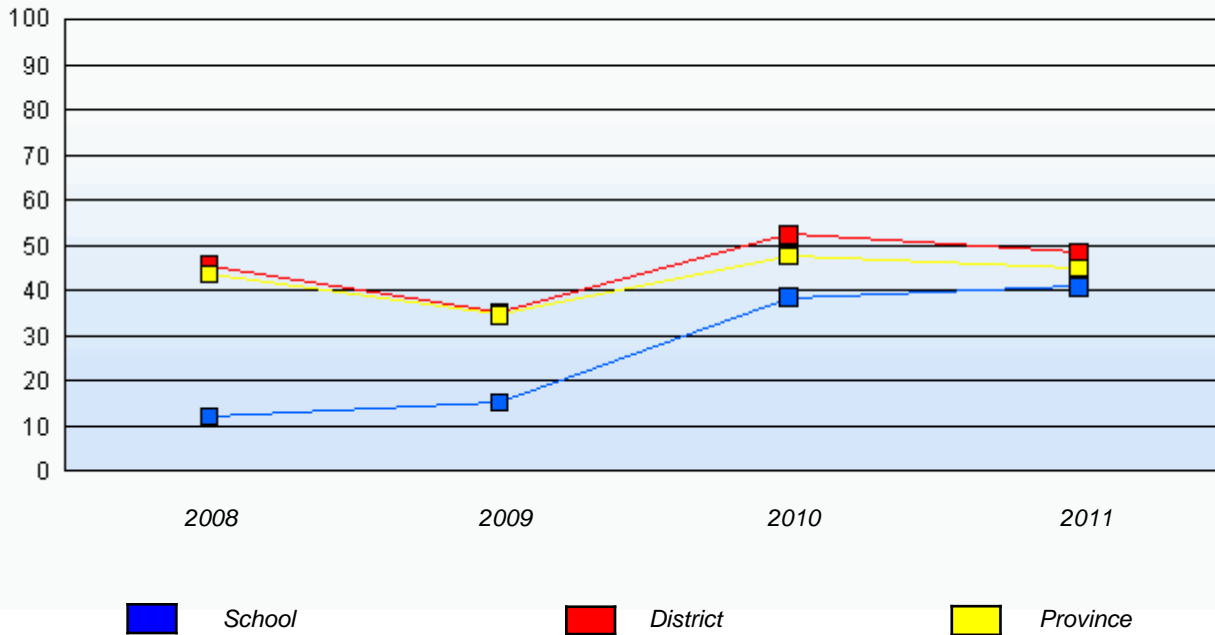
* Number Operations score is composite of Reasoning, Communication, Connections and Representations, and Problem Solving.

District 2 - Western

School #: 115 Our Lady of Mercy Elementary

Number Operations

Percentage of students at level 3 or above (2008 - 2011)



* In some cases, CRT numbers may exceed AGR numbers based on late enrolments. Pie chart is based on the number of students who wrote the CRT.

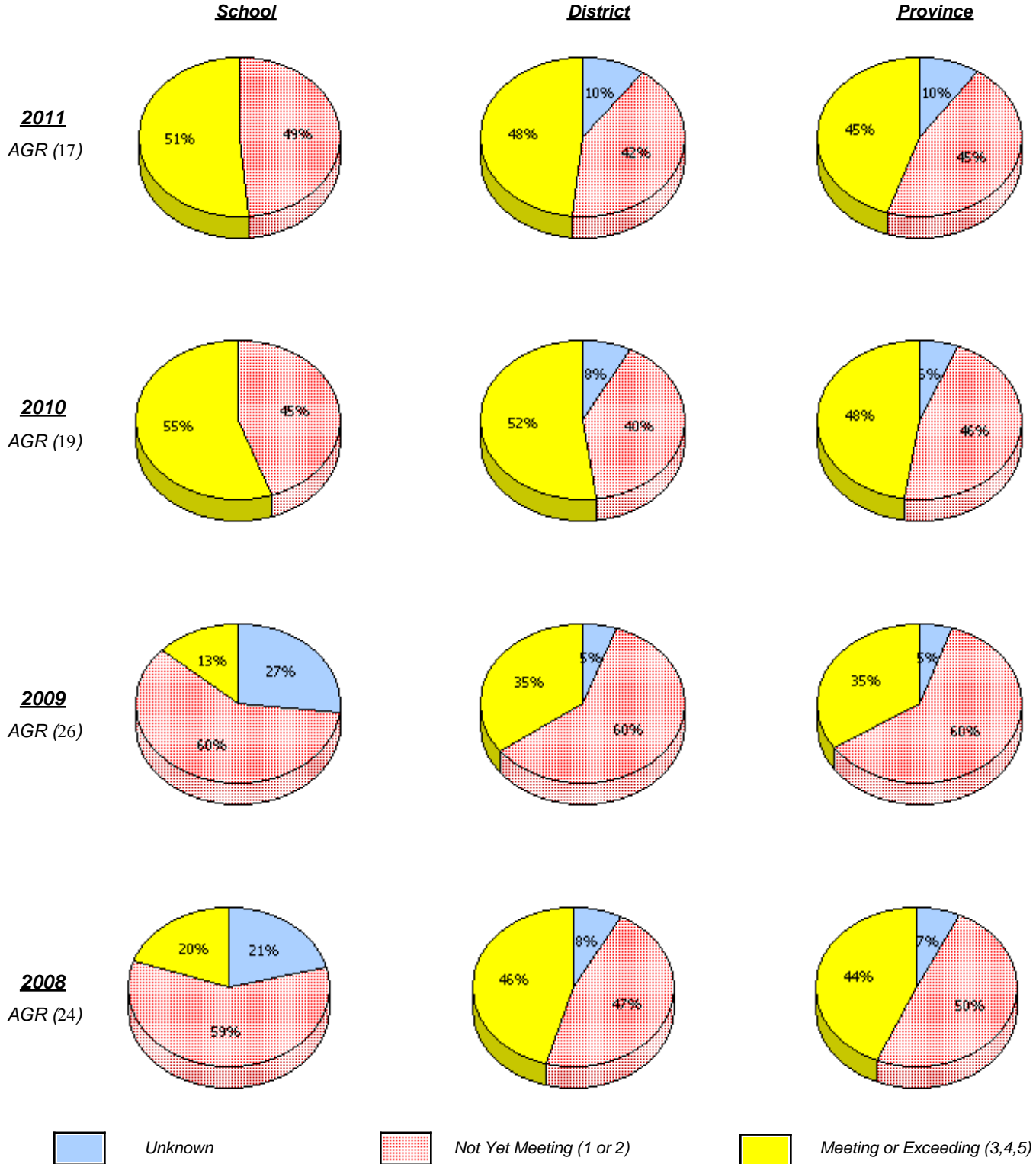
* Number Operations score is composite of Reasoning, Communication, Connections and Representations, and Problem Solving.

Source: Division of Evaluation and Research, Department of Education

District 2 - Western

School #: 123 St. Michael's Elementary

Number Operations



* In some cases, CRT numbers may exceed AGR numbers based on late enrolments. Pie chart is based on the number of students who wrote the CRT.

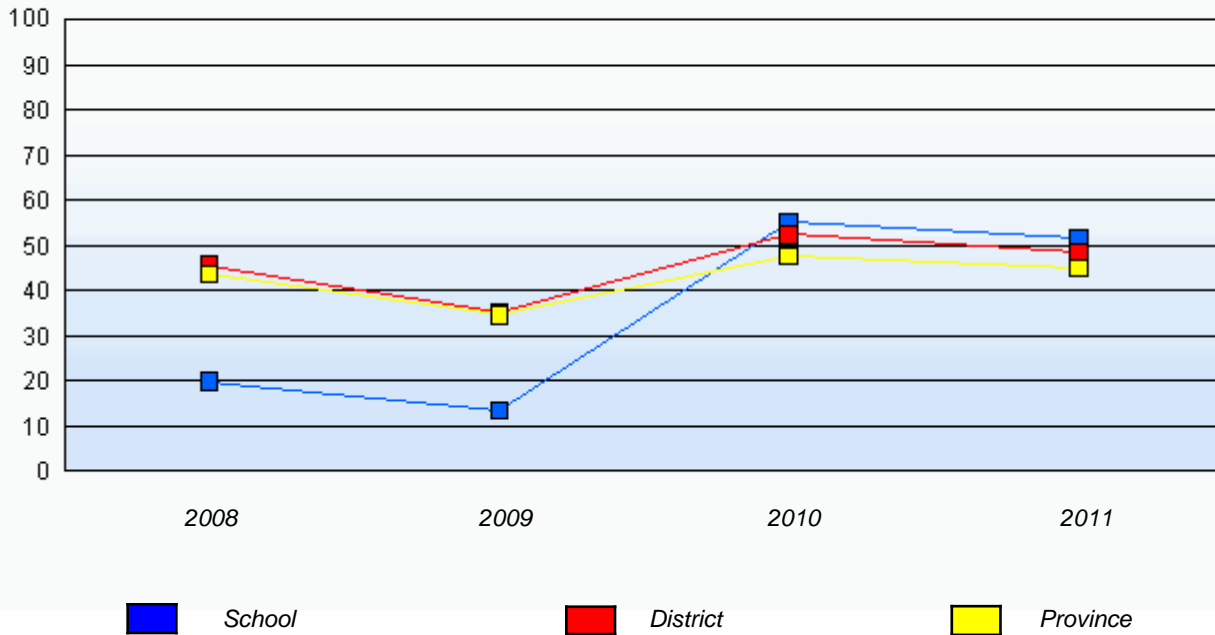
* Number Operations score is composite of Reasoning, Communication, Connections and Representations, and Problem Solving.

District 2 - Western

School #: 123 St. Michael's Elementary

Number Operations

Percentage of students at level 3 or above (2008 - 2011)



* In some cases, CRT numbers may exceed AGR numbers based on late enrolments. Pie chart is based on the number of students who wrote the CRT.

* Number Operations score is composite of Reasoning, Communication, Connections and Representations, and Problem Solving.

Source: Division of Evaluation and Research, Department of Education

District 2 - Western

School #: 137 St. Simon and St. Jude Academy

Number Operations

School

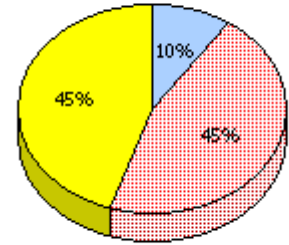
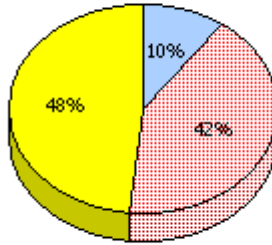
School data with 5 or fewer students withheld for reasons of confidentiality.

District

Province

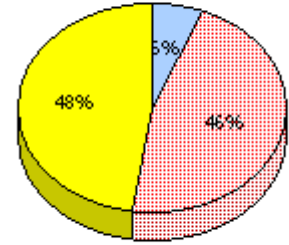
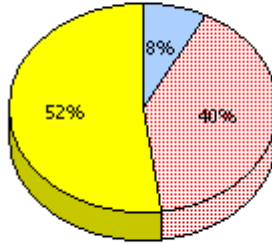
2011

AGR (1)



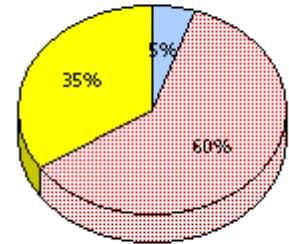
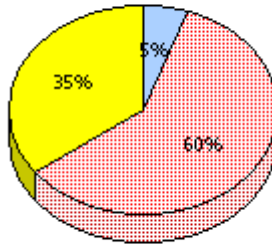
2010

AGR (1)



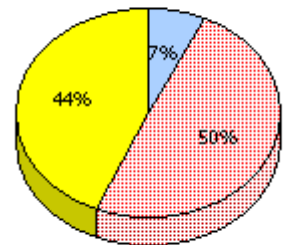
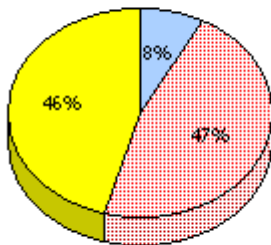
2009

AGR (1)



2008

AGR (4)



Unknown



Not Yet Meeting (1 or 2)



Meeting or Exceeding (3,4,5)

* In some cases, CRT numbers may exceed AGR numbers based on late enrolments. Pie chart is based on the number of students who wrote the CRT.

* Number Operations score is composite of Reasoning, Communication, Connections and Representations, and Problem Solving.

District 2 - Western

School #: 137 St. Simon and St. Jude Academy

Number Operations

Percentage of students at level 3 or above (2008 - 2011)

School data with 5 or fewer students withheld for reasons of confidentiality.



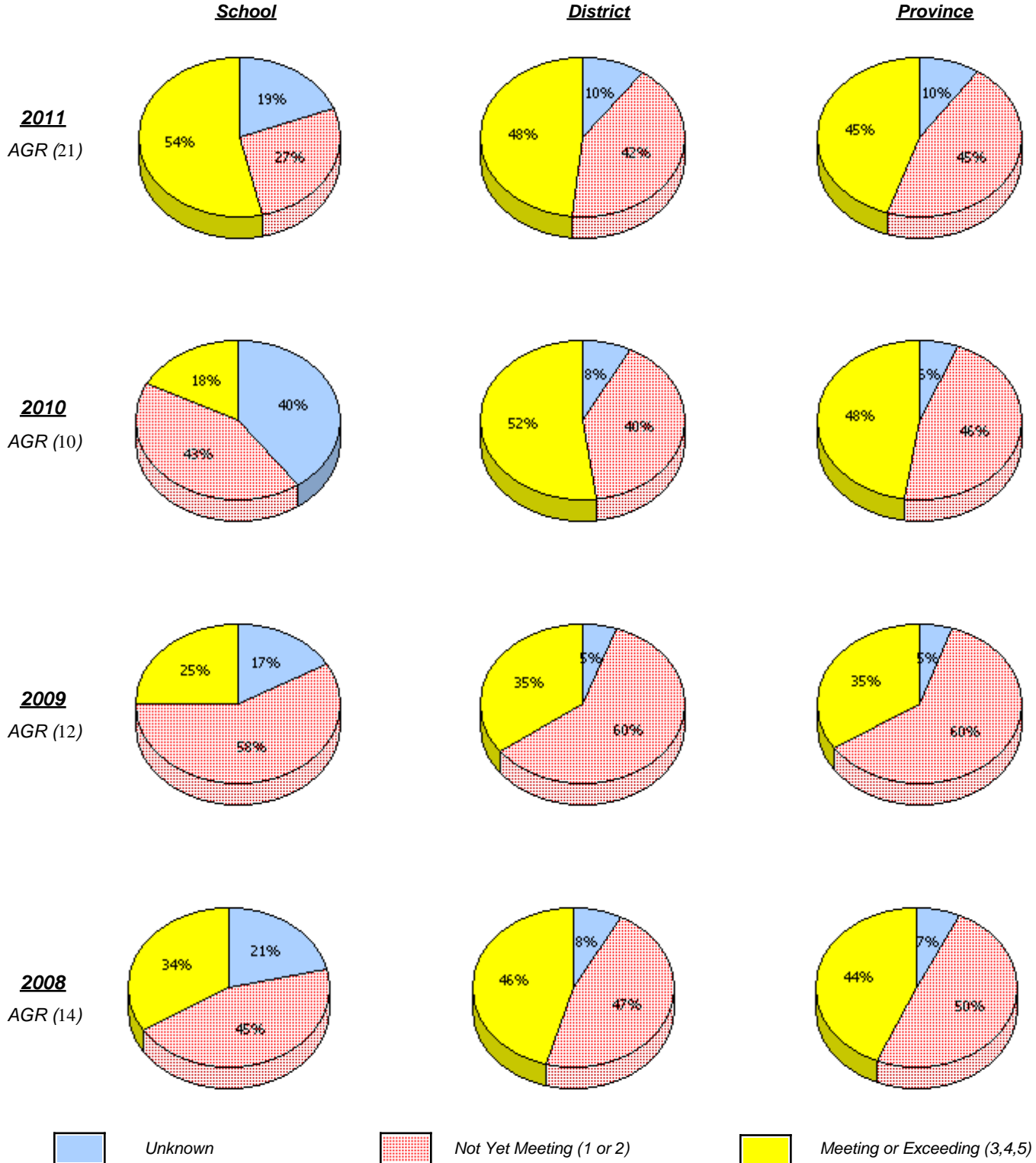
* In some cases, CRT numbers may exceed AGR numbers based on late enrolments. Pie chart is based on the number of students who wrote the CRT.

* Number Operations score is composite of Reasoning, Communication, Connections and Representations, and Problem Solving.

District 2 - Western

School #: 388 Long Range Academy

Number Operations



* In some cases, CRT numbers may exceed AGR numbers based on late enrolments. Pie chart is based on the number of students who wrote the CRT.

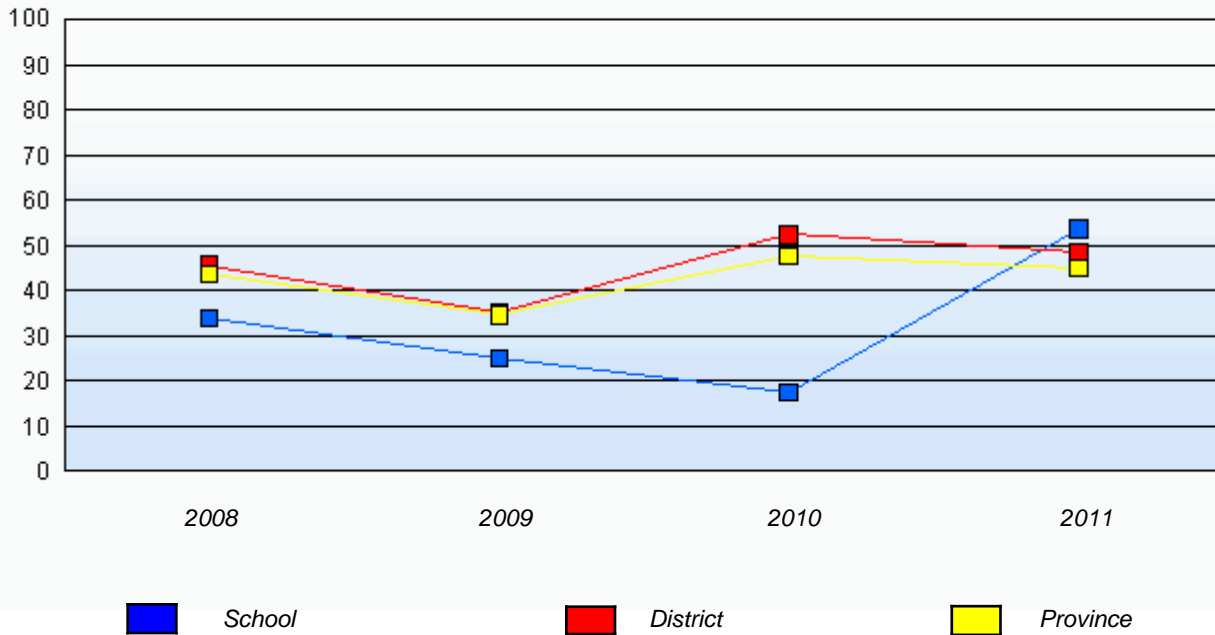
* Number Operations score is composite of Reasoning, Communication, Connections and Representations, and Problem Solving.

District 2 - Western

School #: 388 Long Range Academy

Number Operations

Percentage of students at level 3 or above (2008 - 2011)



* In some cases, CRT numbers may exceed AGR numbers based on late enrolments. Pie chart is based on the number of students who wrote the CRT.

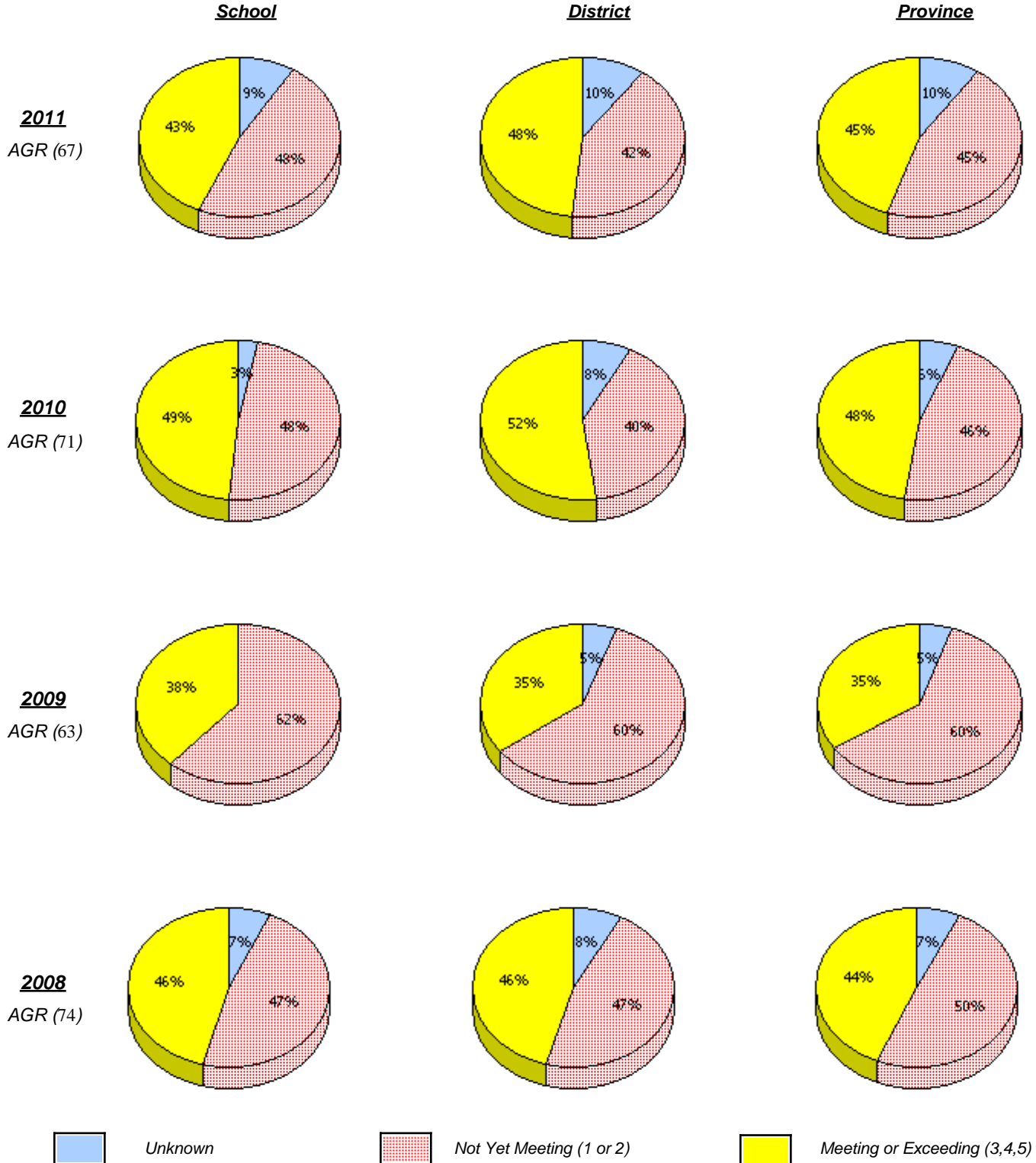
* Number Operations score is composite of Reasoning, Communication, Connections and Representations, and Problem Solving.

Source: Division of Evaluation and Research, Department of Education

District 2 - Western

School #: 391 Xavier Junior High

Number Operations



* In some cases, CRT numbers may exceed AGR numbers based on late enrolments. Pie chart is based on the number of students who wrote the CRT.

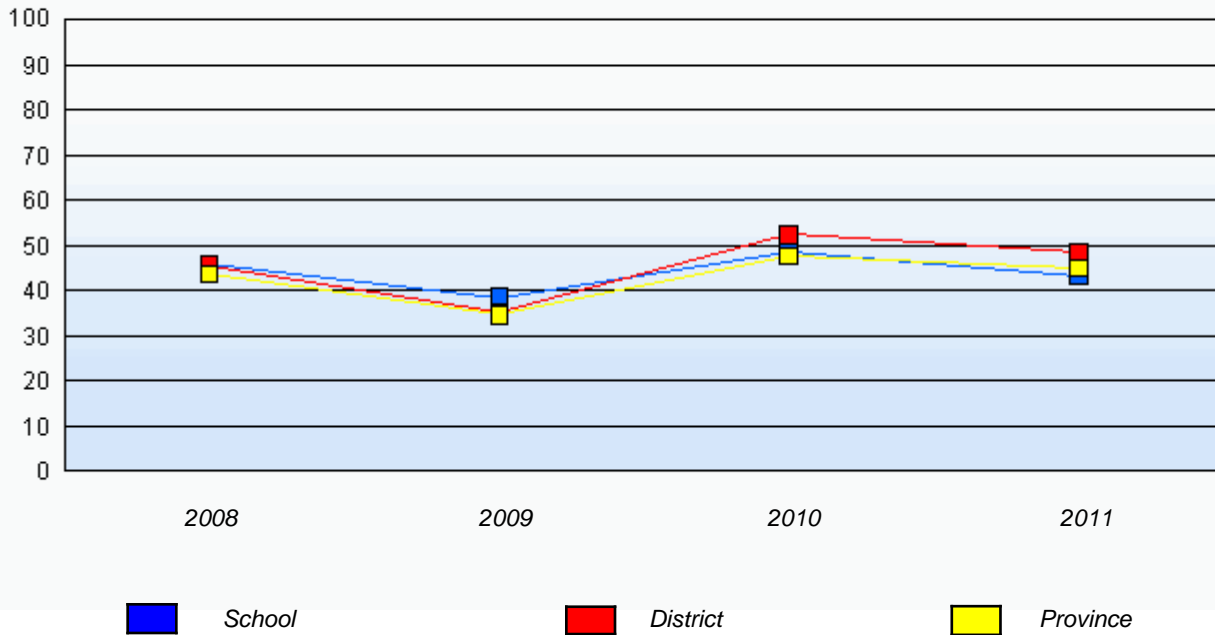
* Number Operations score is composite of Reasoning, Communication, Connections and Representations, and Problem Solving.

District 2 - Western

School #: 391 Xavier Junior High

Number Operations

Percentage of students at level 3 or above (2008 - 2011)



* In some cases, CRT numbers may exceed AGR numbers based on late enrolments. Pie chart is based on the number of students who wrote the CRT.

* Number Operations score is composite of Reasoning, Communication, Connections and Representations, and Problem Solving.

Source: Division of Evaluation and Research, Department of Education

District 2 - Western

School #: 393 Bonne Bay Academy

Number Operations

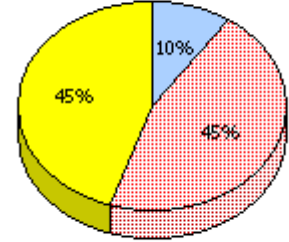
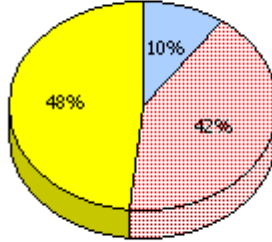
School

School data with 5 or fewer students withheld for reasons of confidentiality.

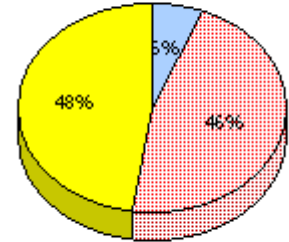
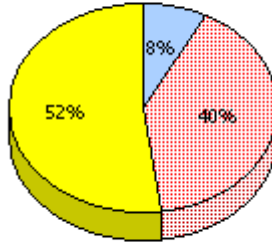
District

Province

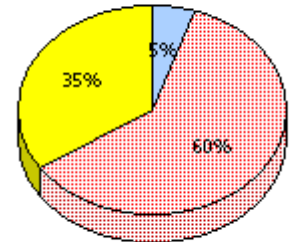
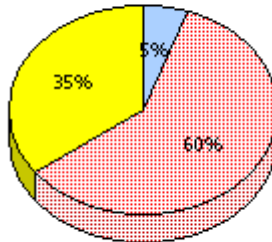
2011
AGR (2)



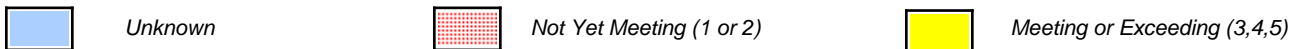
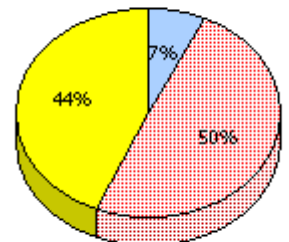
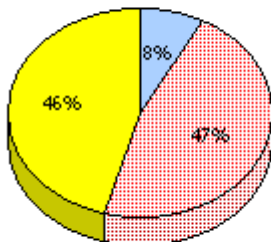
2010
AGR (9)



2009
AGR (4)



2008
AGR (2)



* In some cases, CRT numbers may exceed AGR numbers based on late enrolments. Pie chart is based on the number of students who wrote the CRT.

* Number Operations score is composite of Reasoning, Communication, Connections and Representations, and Problem Solving.

District 2 - Western

School #: 393 Bonne Bay Academy

Number Operations

Percentage of students at level 3 or above (2008 - 2011)

School data with 5 or fewer students withheld for reasons of confidentiality.



* In some cases, CRT numbers may exceed AGR numbers based on late enrolments. Pie chart is based on the number of students who wrote the CRT.

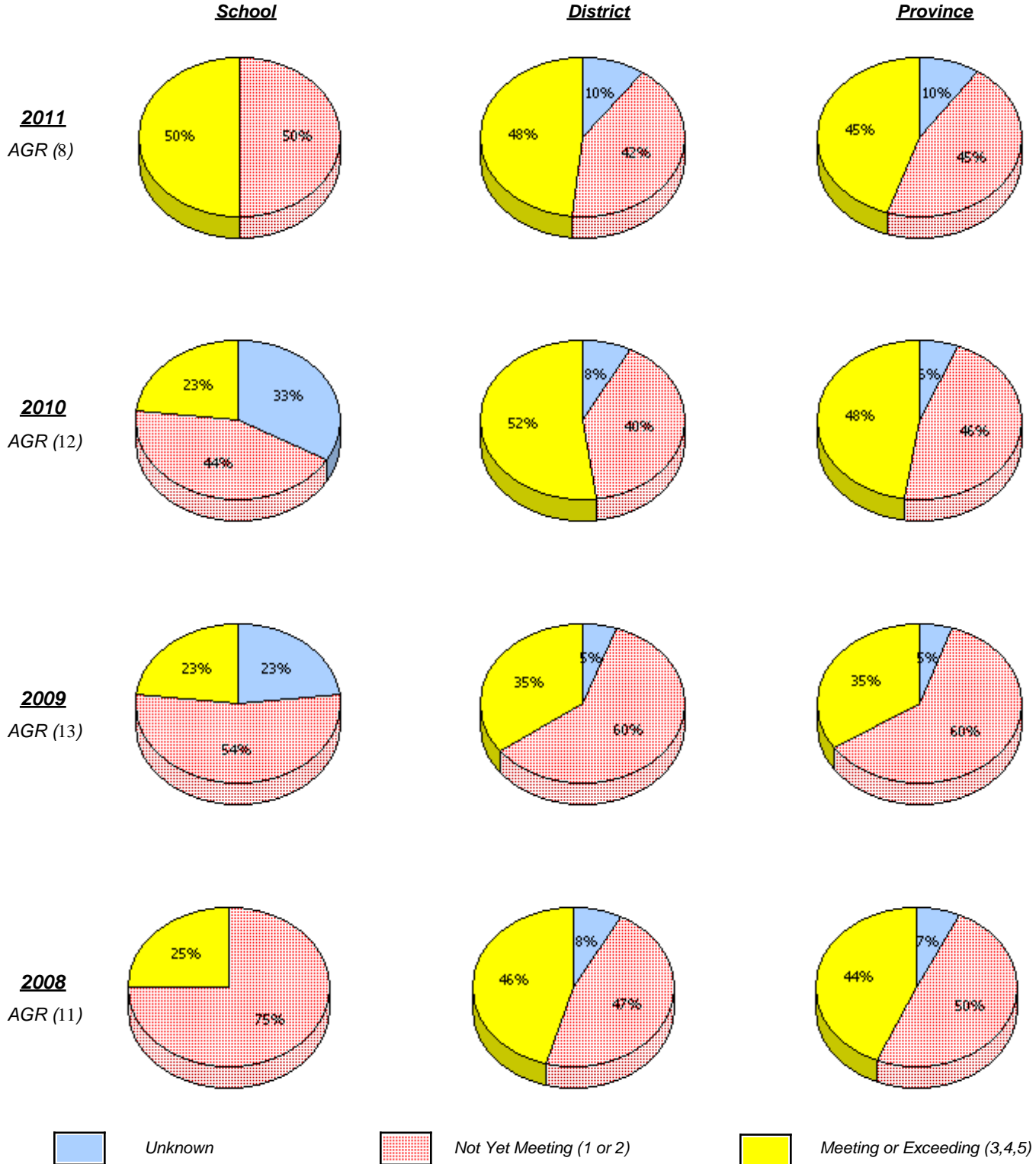
* Number Operations score is composite of Reasoning, Communication, Connections and Representations, and Problem Solving.

Source: Division of Evaluation and Research, Department of Education

District 2 - Western

School #: 394 E.A. Butler All Grade

Number Operations



* In some cases, CRT numbers may exceed AGR numbers based on late enrolments. Pie chart is based on the number of students who wrote the CRT.

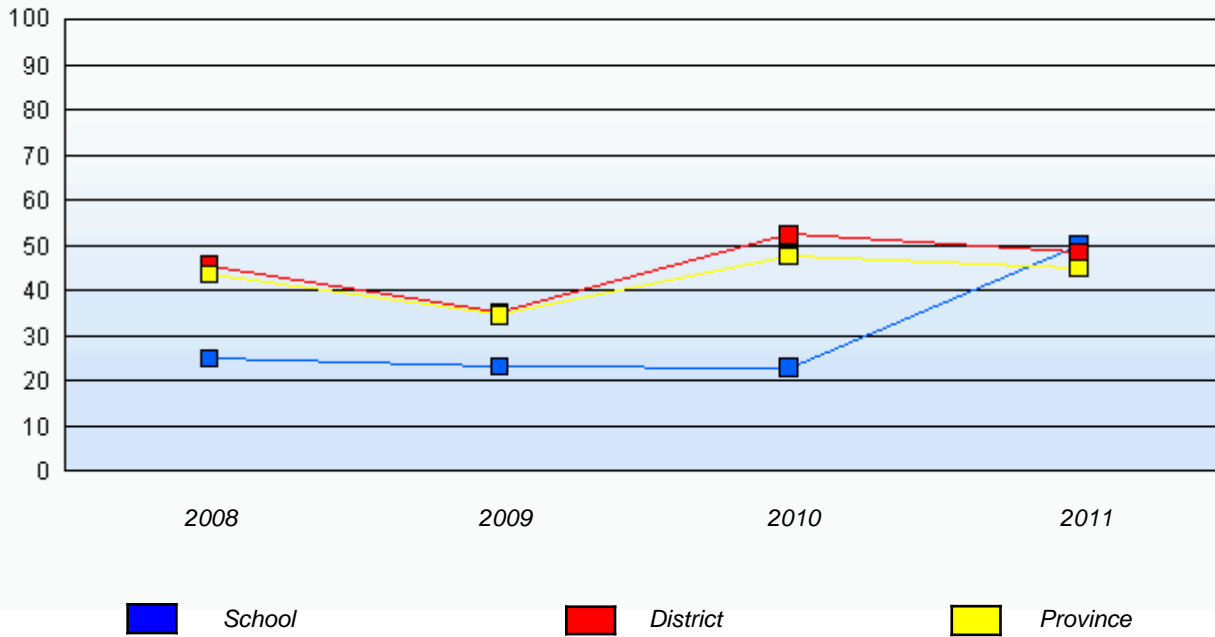
* Number Operations score is composite of Reasoning, Communication, Connections and Representations, and Problem Solving.

District 2 - Western

School #: 394 E.A. Butler All Grade

Number Operations

Percentage of students at level 3 or above (2008 - 2011)



* In some cases, CRT numbers may exceed AGR numbers based on late enrolments. Pie chart is based on the number of students who wrote the CRT.

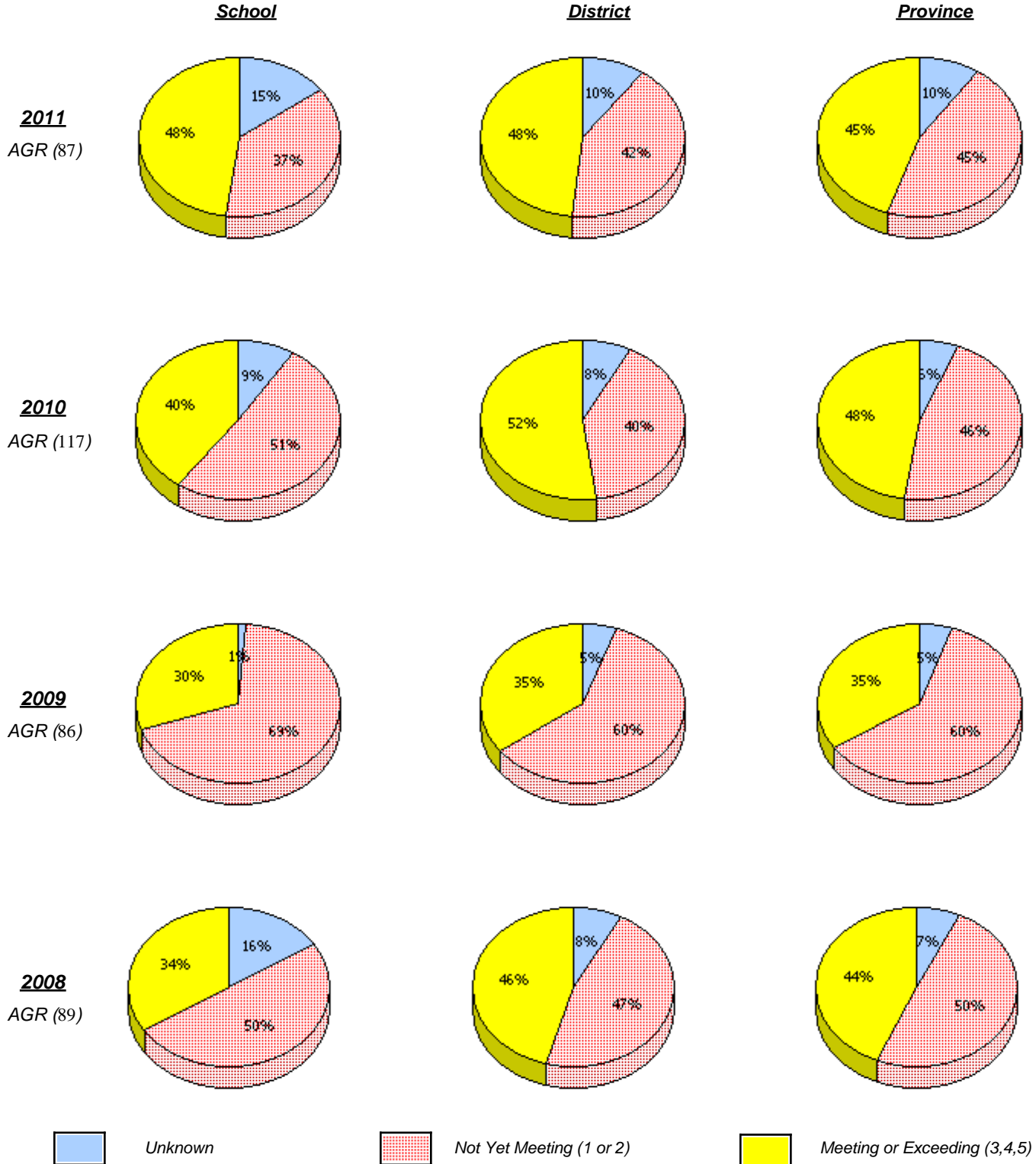
* Number Operations score is composite of Reasoning, Communication, Connections and Representations, and Problem Solving.

Source: Division of Evaluation and Research, Department of Education

District 2 - Western

School #: 396 Stephenville Middle School

Number Operations



* In some cases, CRT numbers may exceed AGR numbers based on late enrolments. Pie chart is based on the number of students who wrote the CRT.

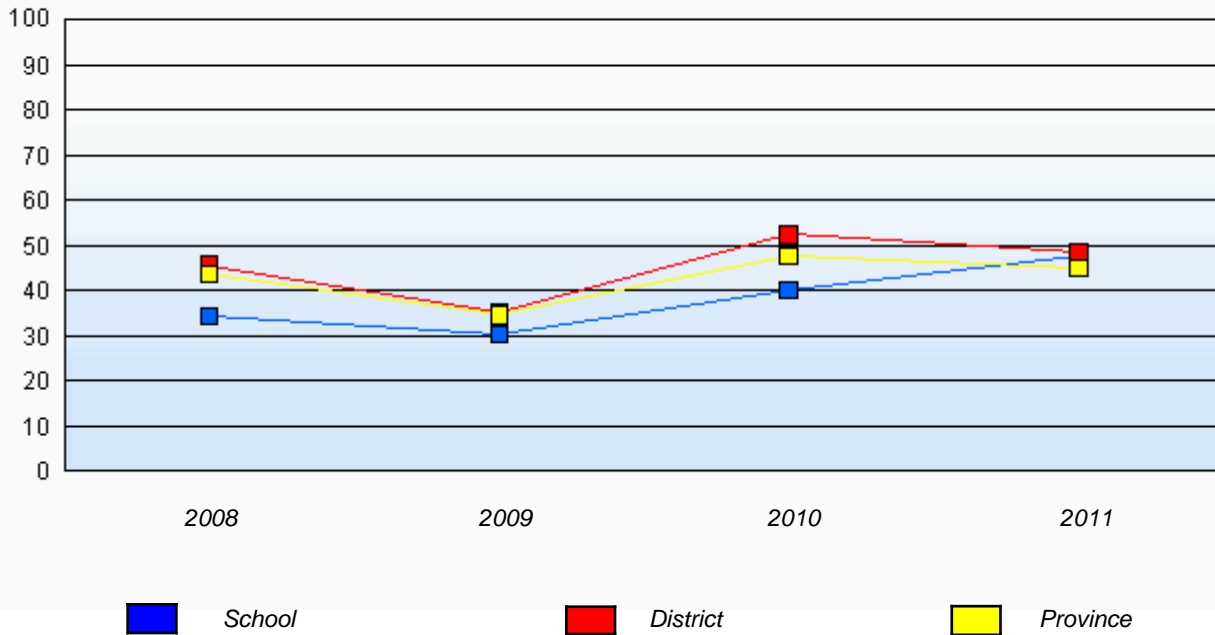
* Number Operations score is composite of Reasoning, Communication, Connections and Representations, and Problem Solving.

District 2 - Western

School #: 396 Stephenville Middle School

Number Operations

Percentage of students at level 3 or above (2008 - 2011)



* In some cases, CRT numbers may exceed AGR numbers based on late enrolments. Pie chart is based on the number of students who wrote the CRT.

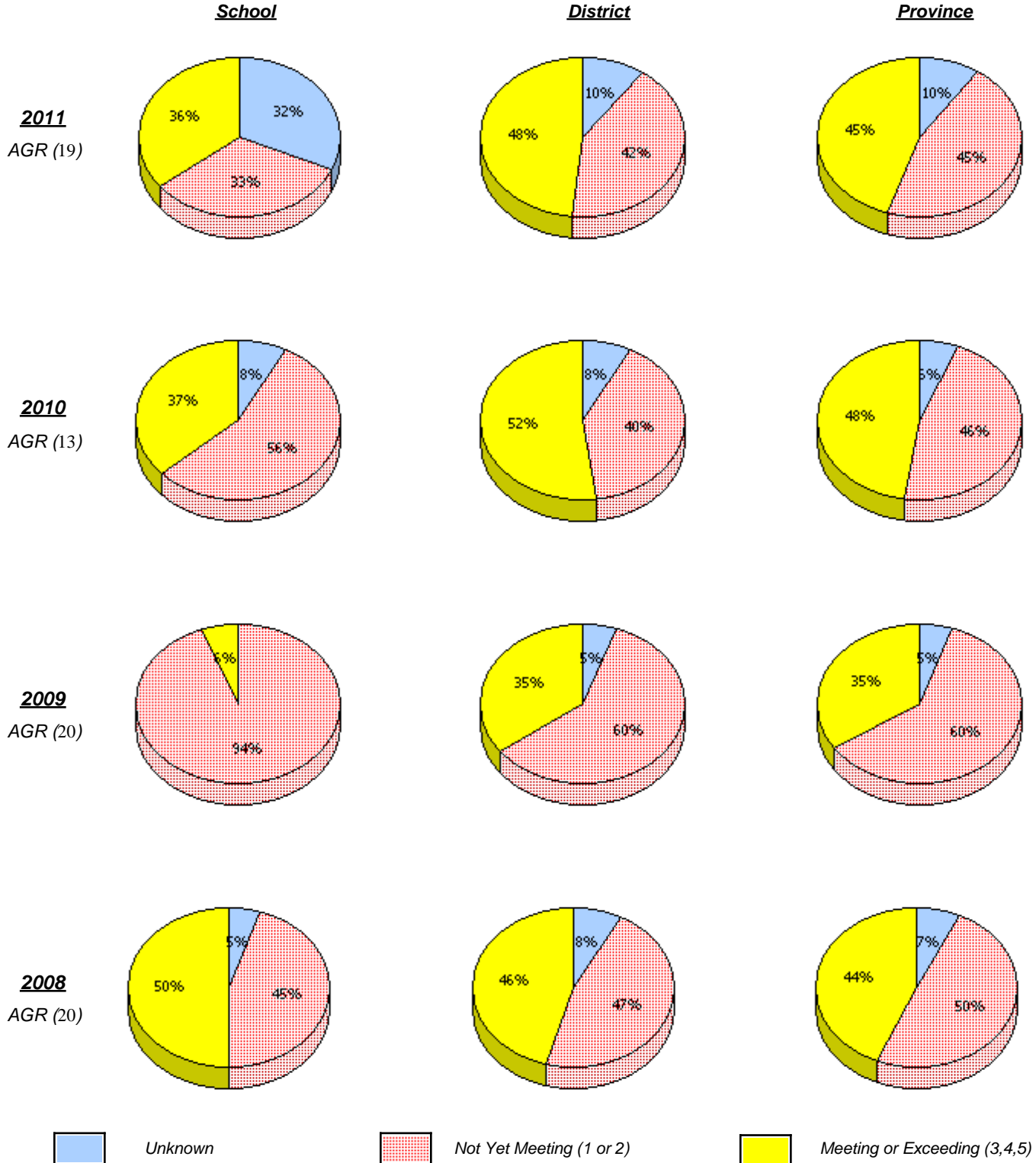
* Number Operations score is composite of Reasoning, Communication, Connections and Representations, and Problem Solving.

Source: Division of Evaluation and Research, Department of Education

District 2 - Western

School #: 397 Belanger Memorial School

Number Operations



* In some cases, CRT numbers may exceed AGR numbers based on late enrolments. Pie chart is based on the number of students who wrote the CRT.

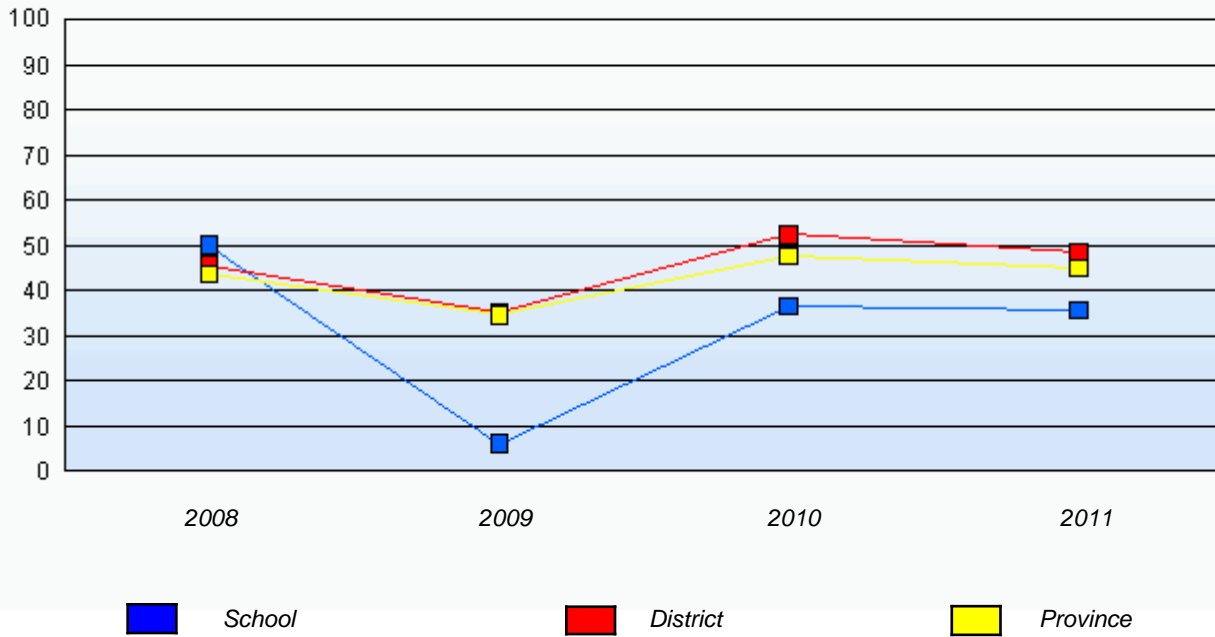
* Number Operations score is composite of Reasoning, Communication, Connections and Representations, and Problem Solving.

District 2 - Western

School #: 397 Belanger Memorial School

Number Operations

Percentage of students at level 3 or above (2008 - 2011)



* In some cases, CRT numbers may exceed AGR numbers based on late enrolments. Pie chart is based on the number of students who wrote the CRT.

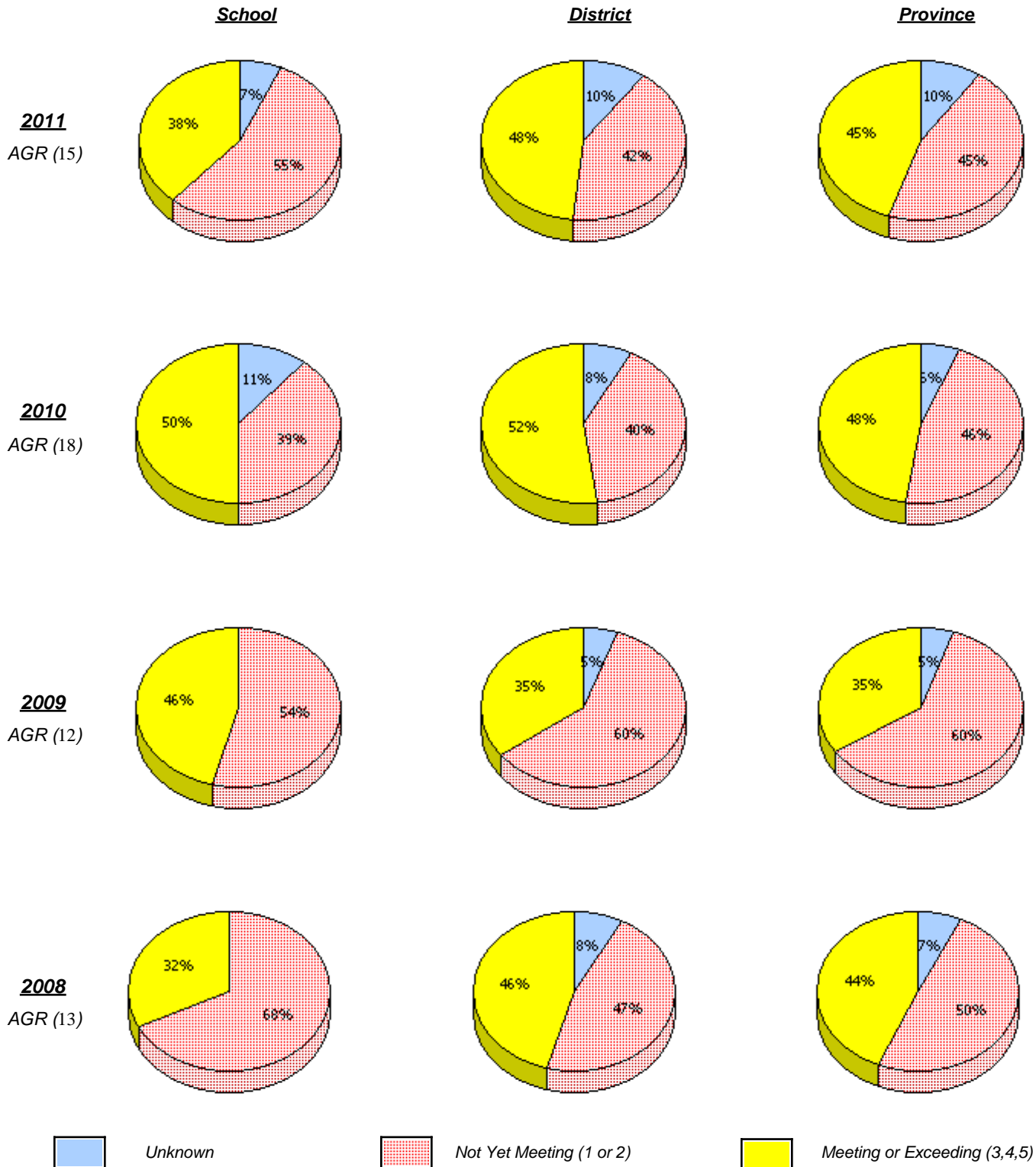
* Number Operations score is composite of Reasoning, Communication, Connections and Representations, and Problem Solving.

Source: Division of Evaluation and Research, Department of Education

District 2 - Western

School #: 474 Cloud River Academy

Number Operations



* In some cases, CRT numbers may exceed AGR numbers based on late enrolments. Pie chart is based on the number of students who wrote the CRT.

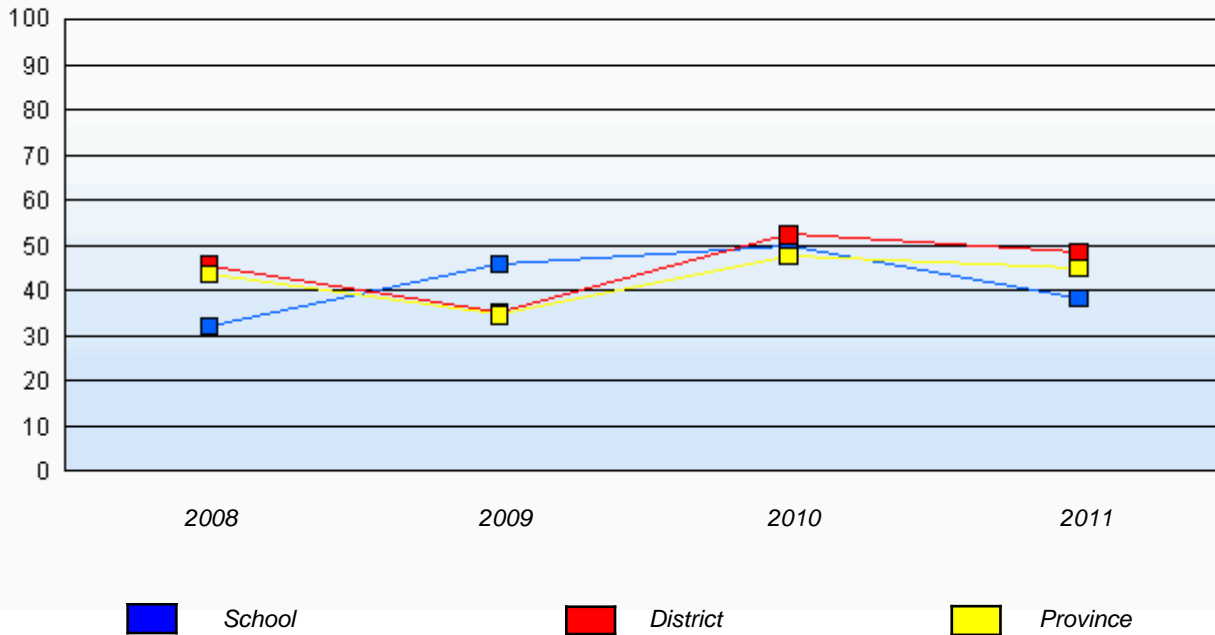
* Number Operations score is composite of Reasoning, Communication, Connections and Representations, and Problem Solving.

District 2 - Western

School #: 474 Cloud River Academy

Number Operations

Percentage of students at level 3 or above (2008 - 2011)



* In some cases, CRT numbers may exceed AGR numbers based on late enrolments. Pie chart is based on the number of students who wrote the CRT.

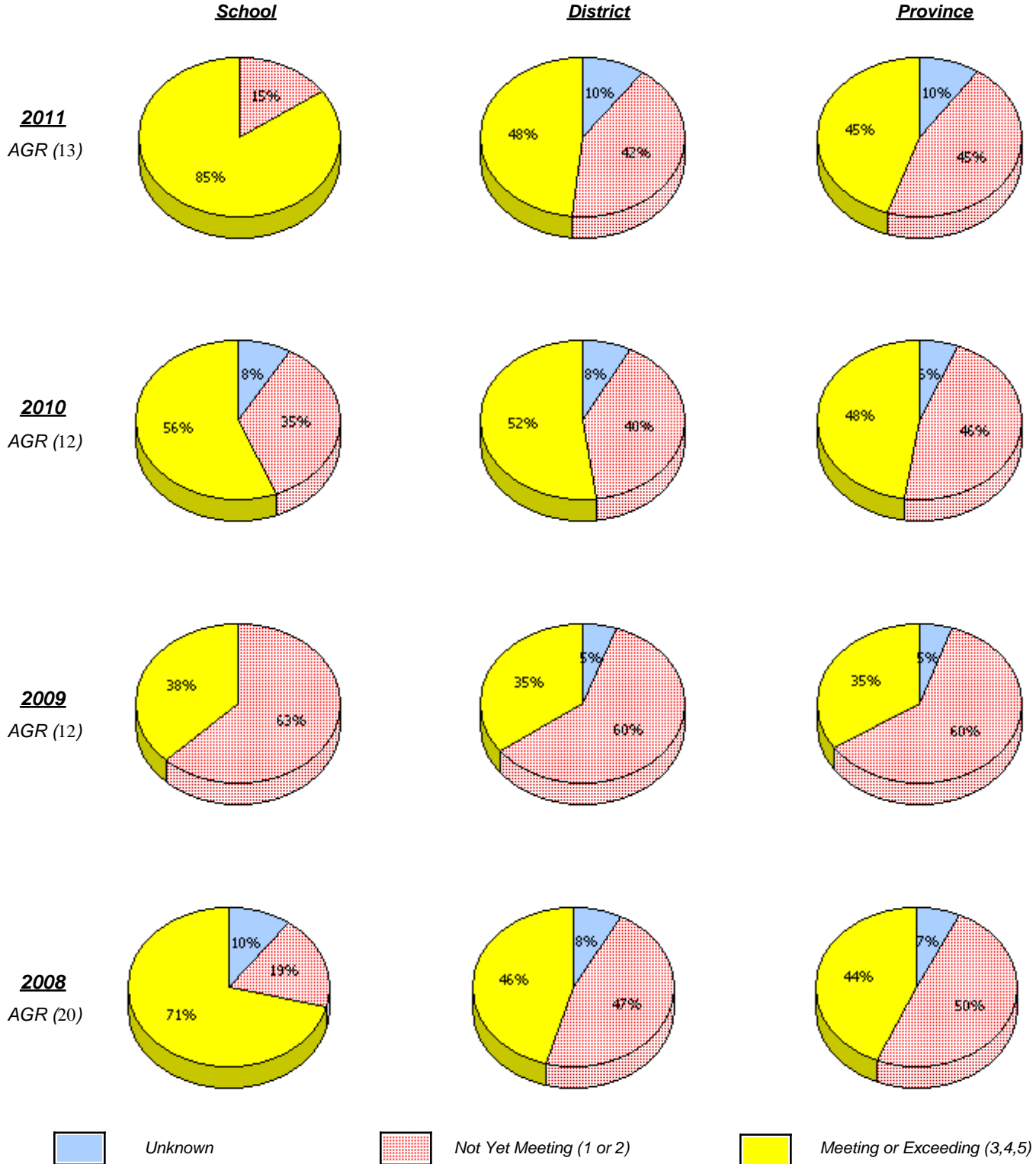
* Number Operations score is composite of Reasoning, Communication, Connections and Representations, and Problem Solving.

Source: Division of Evaluation and Research, Department of Education

District 2 - Western

School #: 475 Viking Trail Academy

Number Operations



* In some cases, CRT numbers may exceed AGR numbers based on late enrolments. Pie chart is based on the number of students who wrote the CRT.

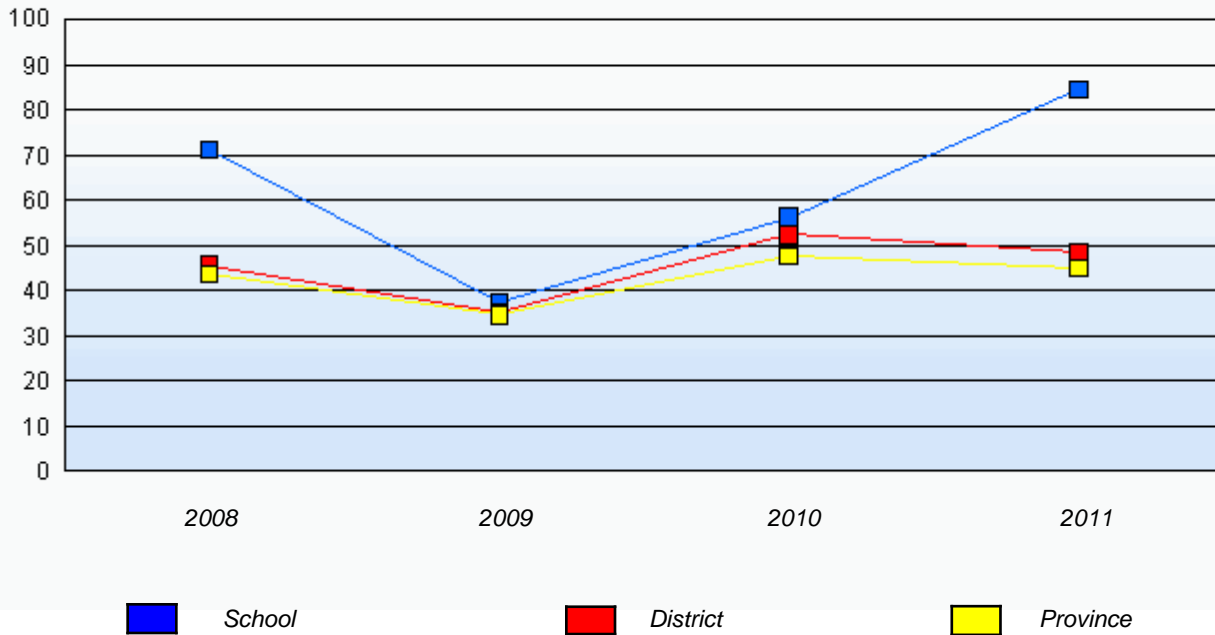
* Number Operations score is composite of Reasoning, Communication, Connections and Representations, and Problem Solving.

District 2 - Western

School #: 475 Viking Trail Academy

Number Operations

Percentage of students at level 3 or above (2008 - 2011)



* In some cases, CRT numbers may exceed AGR numbers based on late enrolments. Pie chart is based on the number of students who wrote the CRT.

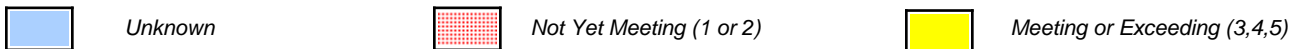
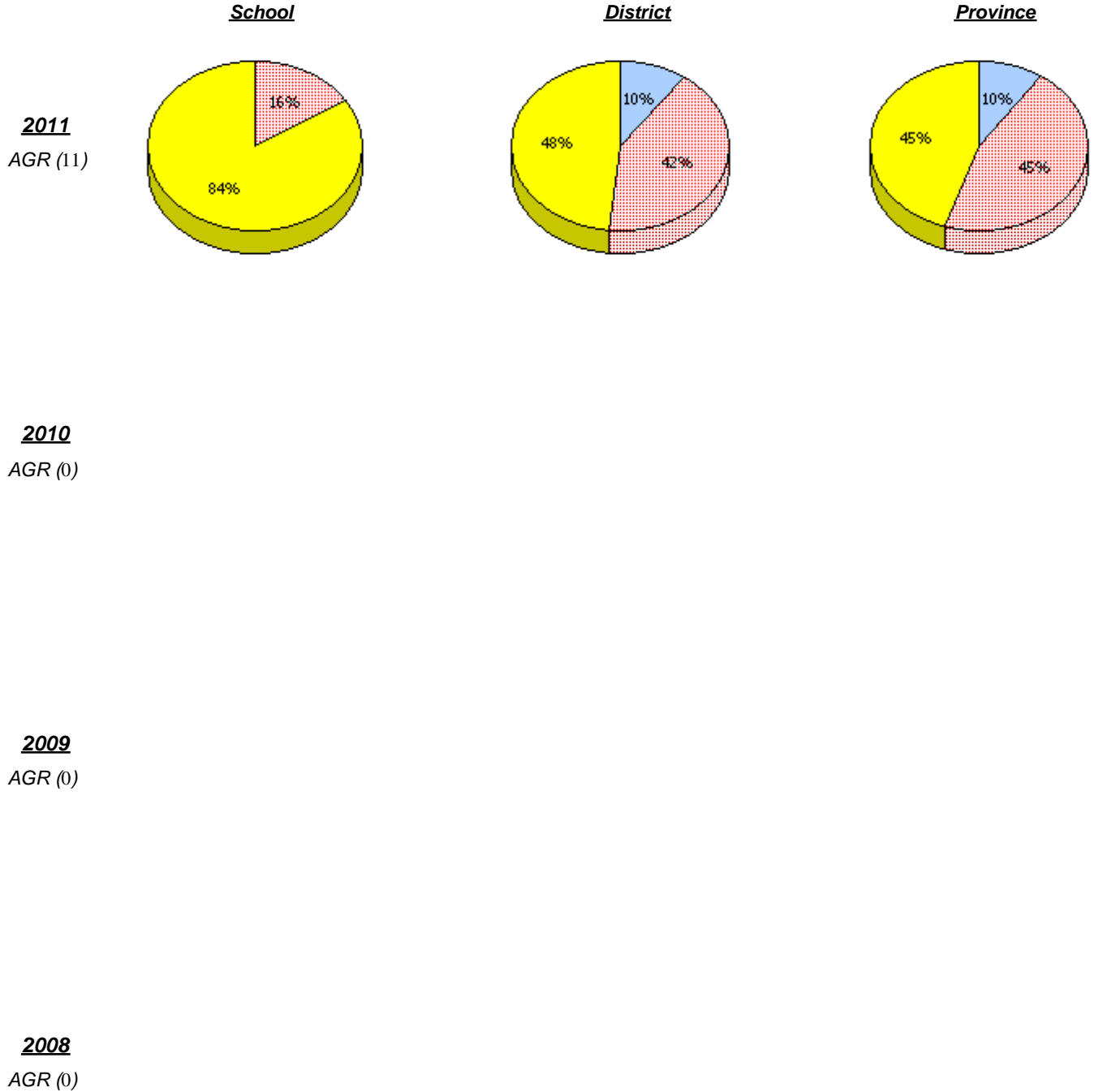
* Number Operations score is composite of Reasoning, Communication, Connections and Representations, and Problem Solving.

Source: Division of Evaluation and Research, Department of Education

District 2 - Western

School #: 487 Labrador Straits Academy

Number Operations



* In some cases, CRT numbers may exceed AGR numbers based on late enrolments. Pie chart is based on the number of students who wrote the CRT.

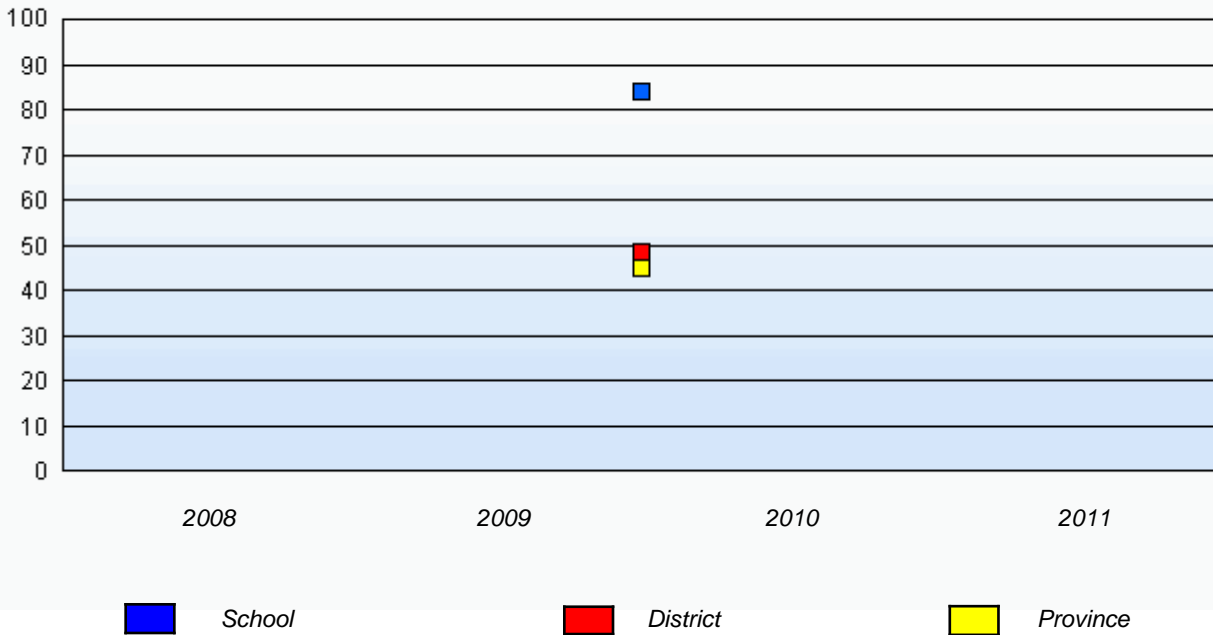
* Number Operations score is composite of Reasoning, Communication, Connections and Representations, and Problem Solving.

District 2 - Western

School #: 487 Labrador Straits Academy

Number Operations

Percentage of students at level 3 or above (2008 - 2011)



* In some cases, CRT numbers may exceed AGR numbers based on late enrolments. Pie chart is based on the number of students who wrote the CRT.

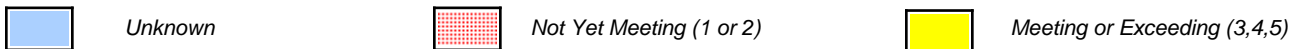
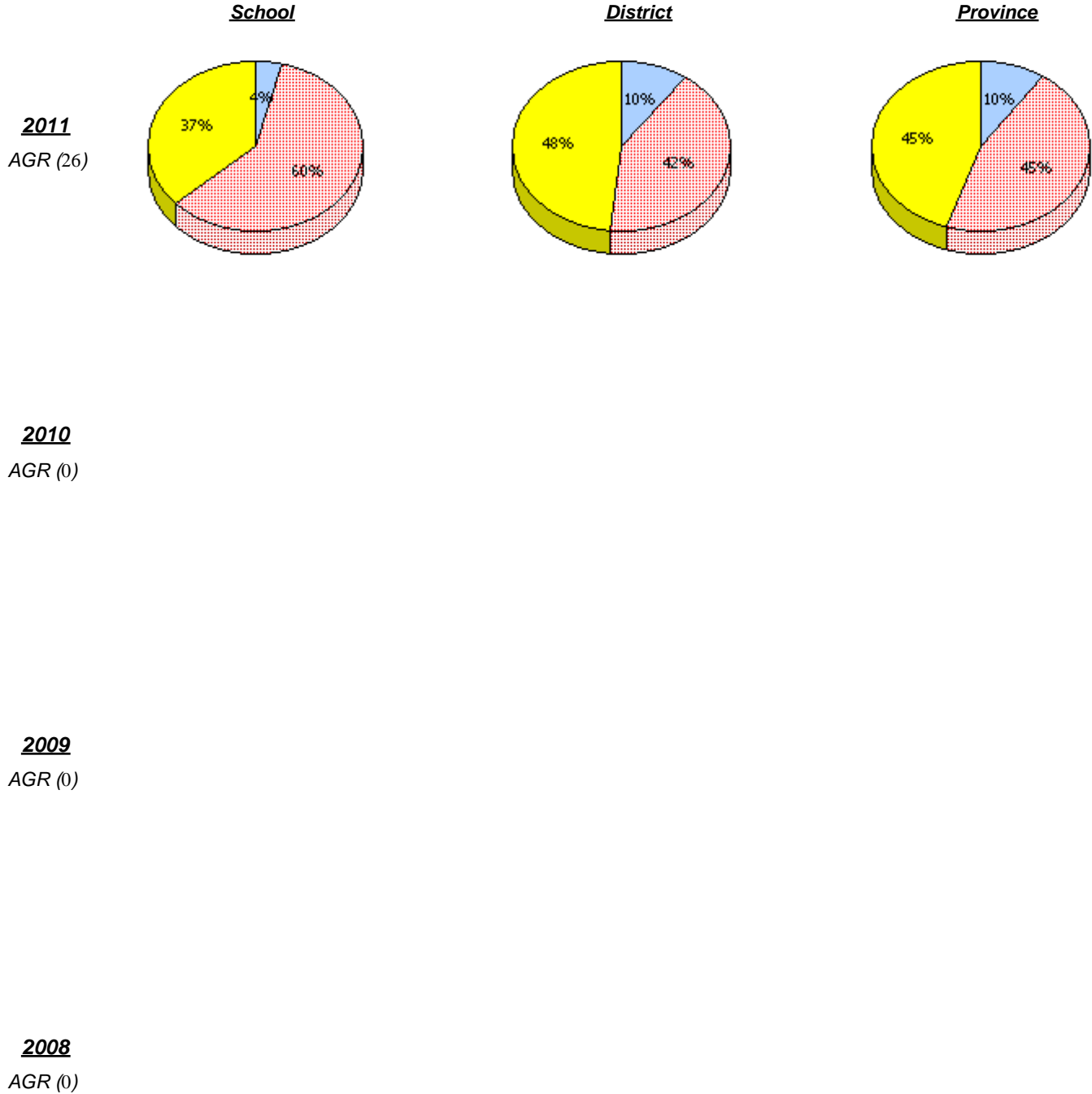
* Number Operations score is composite of Reasoning, Communication, Connections and Representations, and Problem Solving.

Source: Division of Evaluation and Research, Department of Education

District 2 - Western

School #: 488 French Shore Academy

Number Operations



* In some cases, CRT numbers may exceed AGR numbers based on late enrolments. Pie chart is based on the number of students who wrote the CRT.

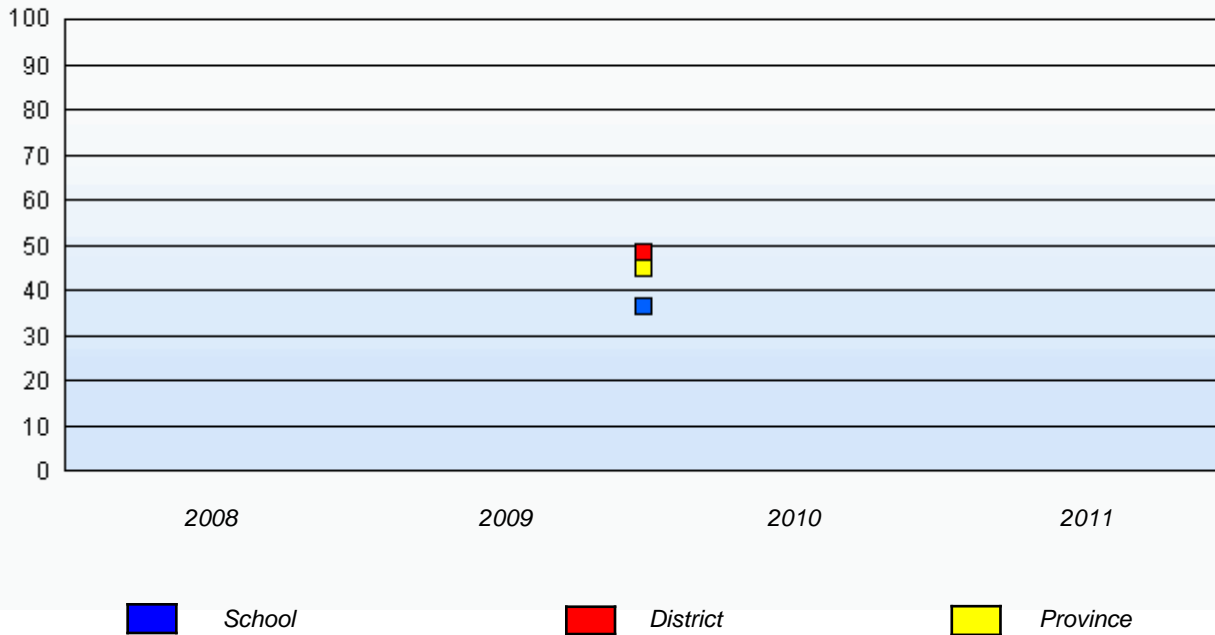
* Number Operations score is composite of Reasoning, Communication, Connections and Representations, and Problem Solving.

District 2 - Western

School #: 488 French Shore Academy

Number Operations

Percentage of students at level 3 or above (2008 - 2011)



* In some cases, CRT numbers may exceed AGR numbers based on late enrolments. Pie chart is based on the number of students who wrote the CRT.

* Number Operations score is composite of Reasoning, Communication, Connections and Representations, and Problem Solving.

Source: Division of Evaluation and Research, Department of Education