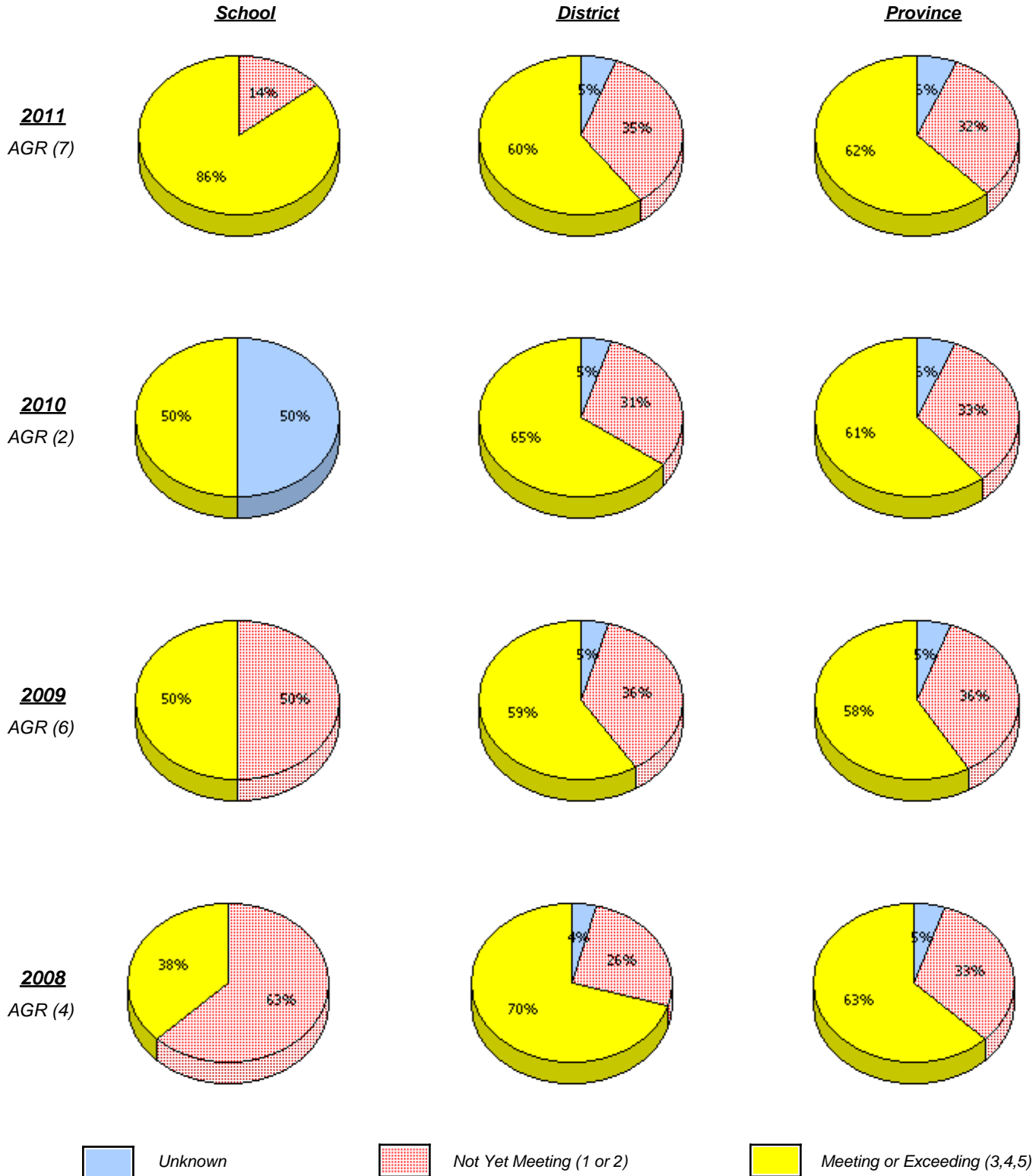


District 2 - Western

School #: 022 William Gillett Academy

**Number Operations**



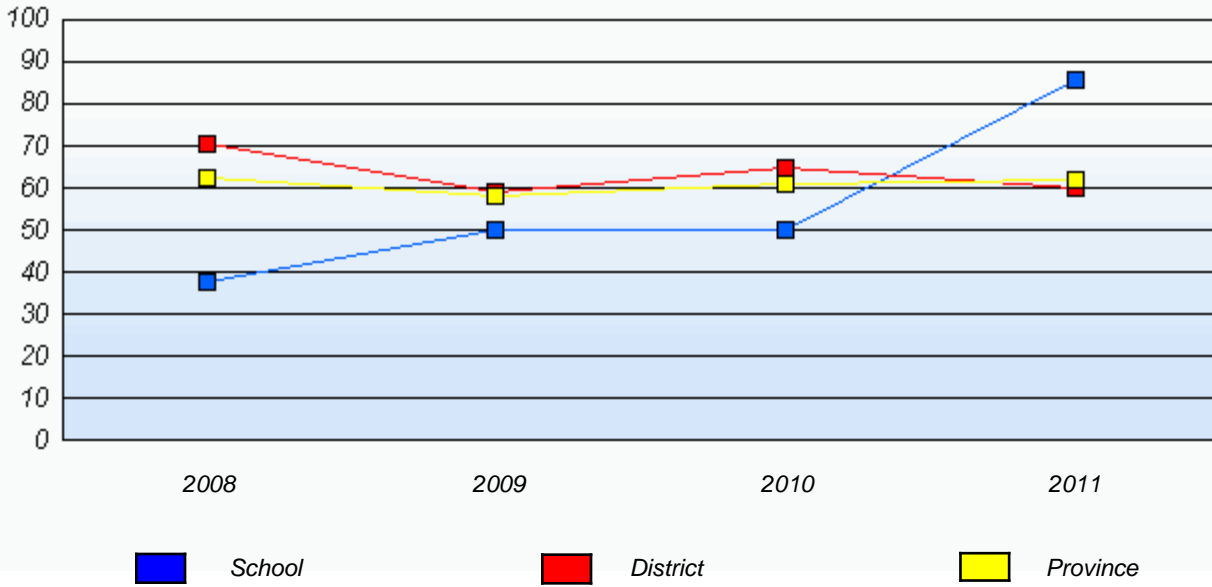
\* In some cases, CRT numbers may exceed AGR numbers based on late enrolments. Pie chart is based on the number of students who wrote the CRT.

\* Number Operations score is composite of Reasoning, Communication, Connections and Representations, and Problem Solving.

District 2 - Western

School #: 022      William Gillett Academy

**Number Operations**  
 Percentage of students at level 3 or above (2008 - 2011)



\* In some cases, CRT numbers may exceed AGR numbers based on late enrolments. Pie chart is based on the number of students who wrote the CRT.

\* Number Operations score is composite of Reasoning, Communication, Connections and Representations, and Problem Solving.

Source: Division of Evaluation and Research, Department of Education

District 2 - Western

School #: 023 Sacred Heart AG

**Number Operations**

School

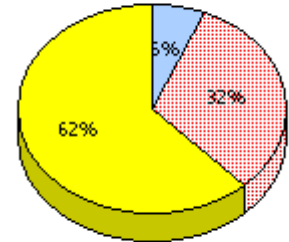
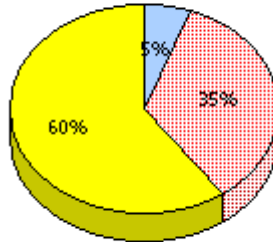
District

Province

School data with 5 or fewer students withheld for reasons of confidentiality.

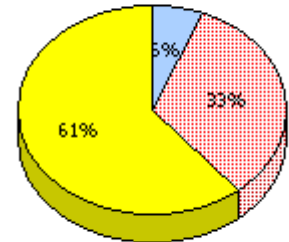
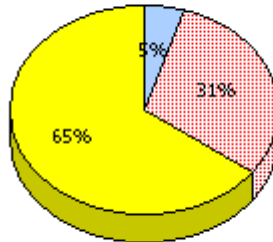
**2011**

AGR (1)



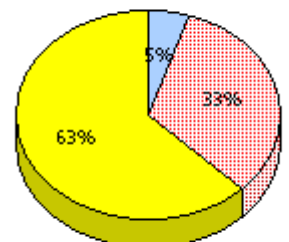
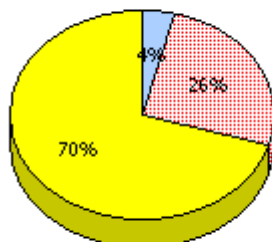
**2010**

AGR (1)



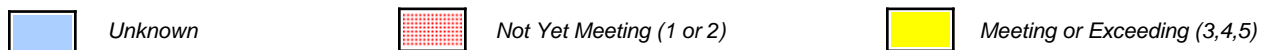
**2009**

AGR (0)



**2008**

AGR (1)



\* In some cases, CRT numbers may exceed AGR numbers based on late enrolments. Pie chart is based on the number of students who wrote the CRT.

\* Number Operations score is composite of Reasoning, Communication, Connections and Representations, and Problem Solving.

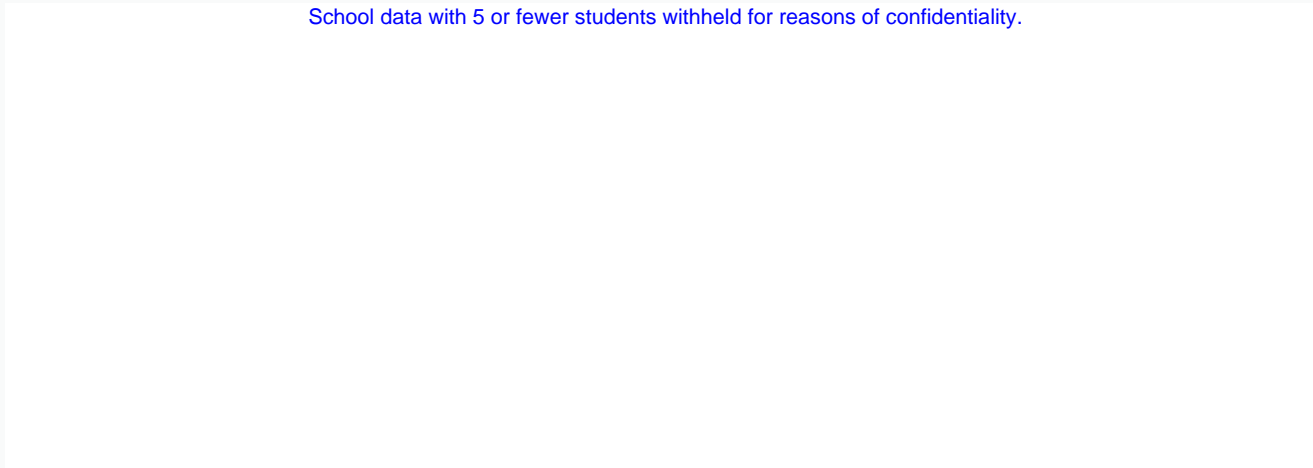
District 2 - Western

School #: 023 Sacred Heart AG

### Number Operations

Percentage of students at level 3 or above (2008 - 2011)

School data with 5 or fewer students withheld for reasons of confidentiality.



2008

2009

2010

2011



School



District



Province

\* In some cases, CRT numbers may exceed AGR numbers based on late enrolments. Pie chart is based on the number of students who wrote the CRT.

\* Number Operations score is composite of Reasoning, Communication, Connections and Representations, and Problem Solving.

District 2 - Western

School #: 026 H.G. Fillier Academy

**Number Operations**

**School**

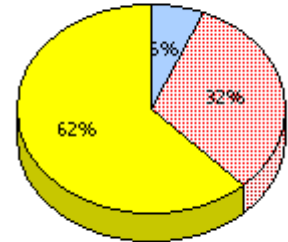
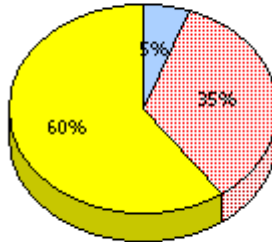
School data with 5 or fewer students withheld for reasons of confidentiality.

**District**

**Province**

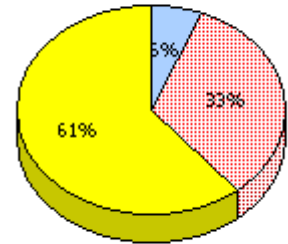
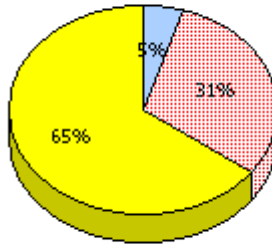
**2011**

AGR (3)



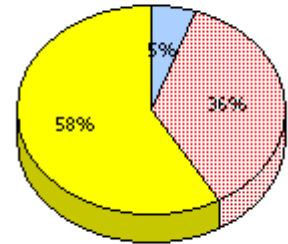
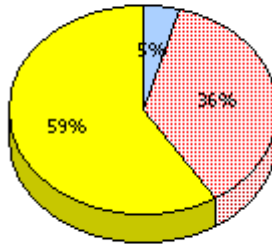
**2010**

AGR (4)



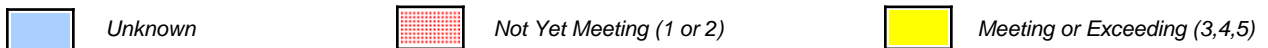
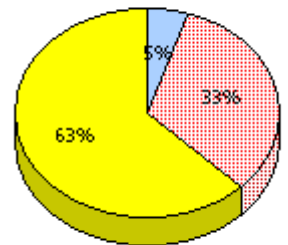
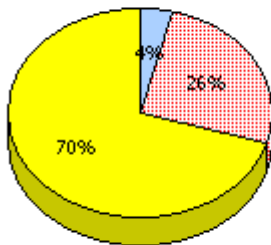
**2009**

AGR (6)



**2008**

AGR (8)



\* In some cases, CRT numbers may exceed AGR numbers based on late enrolments. Pie chart is based on the number of students who wrote the CRT.

\* Number Operations score is composite of Reasoning, Communication, Connections and Representations, and Problem Solving.

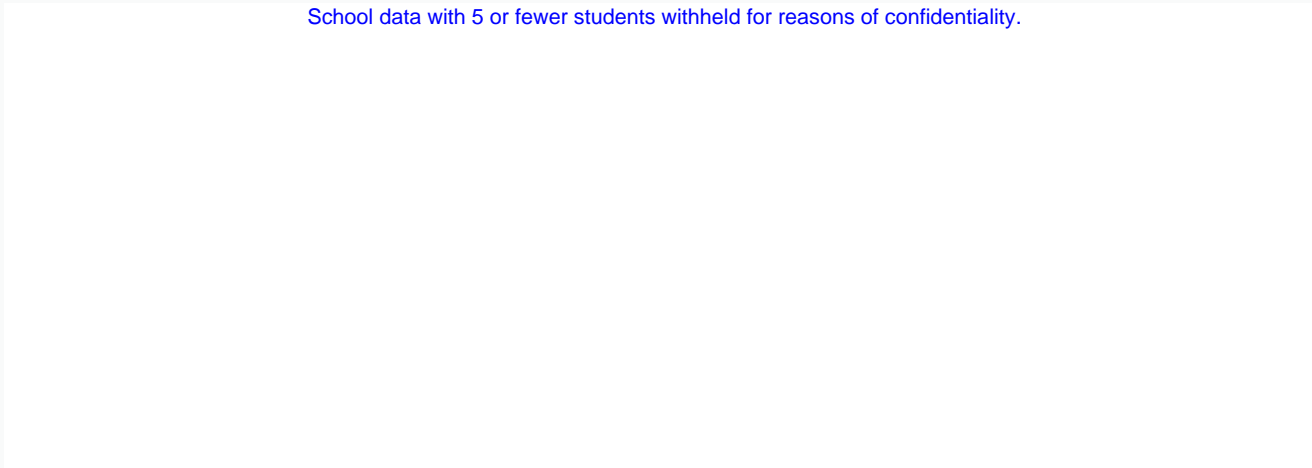
District 2 - Western

School #: 026 H.G. Fillier Academy

### Number Operations

Percentage of students at level 3 or above (2008 - 2011)

School data with 5 or fewer students withheld for reasons of confidentiality.




2008

2009

2010

2011

 School

 District

 Province

\* In some cases, CRT numbers may exceed AGR numbers based on late enrolments. Pie chart is based on the number of students who wrote the CRT.

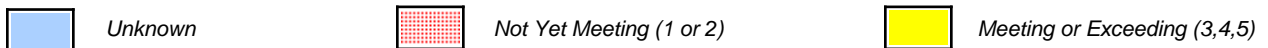
\* Number Operations score is composite of Reasoning, Communication, Connections and Representations, and Problem Solving.

Source: Division of Evaluation and Research, Department of Education

District 2 - Western

School #: 027 Canon Richards Memorial Academy

**Number Operations**



\* In some cases, CRT numbers may exceed AGR numbers based on late enrolments. Pie chart is based on the number of students who wrote the CRT.

\* Number Operations score is composite of Reasoning, Communication, Connections and Representations, and Problem Solving.

District 2 - Western

School #: 027      Canon Richards Memorial Academy

**Number Operations**  
 Percentage of students at level 3 or above (2008 - 2011)



\* In some cases, CRT numbers may exceed AGR numbers based on late enrolments. Pie chart is based on the number of students who wrote the CRT.

\* Number Operations score is composite of Reasoning, Communication, Connections and Representations, and Problem Solving.

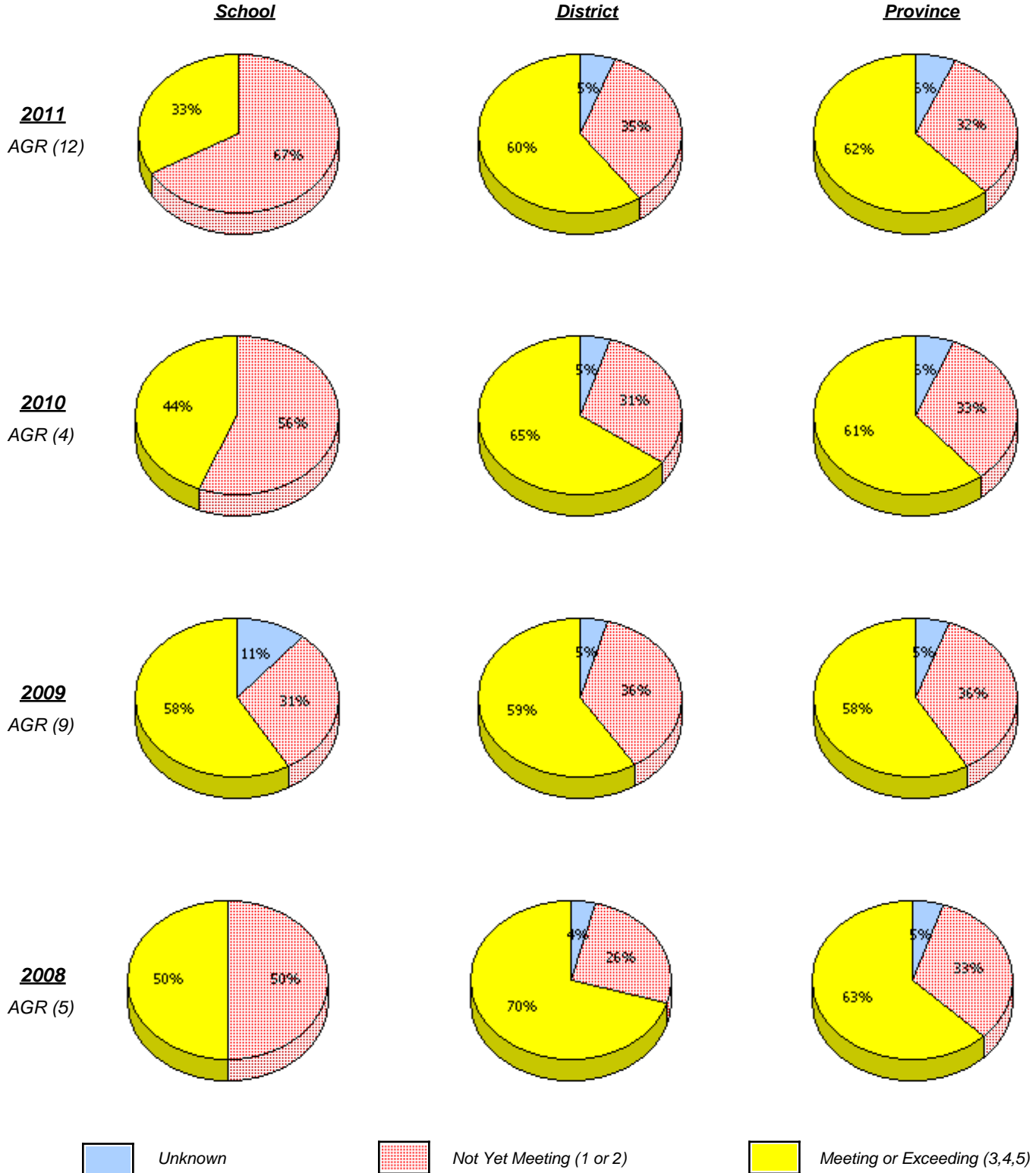
Source: Division of Evaluation and Research, Department of Education



District 2 - Western

School #: 032 Truman Eddison Memorial

**Number Operations**



\* In some cases, CRT numbers may exceed AGR numbers based on late enrolments. Pie chart is based on the number of students who wrote the CRT.

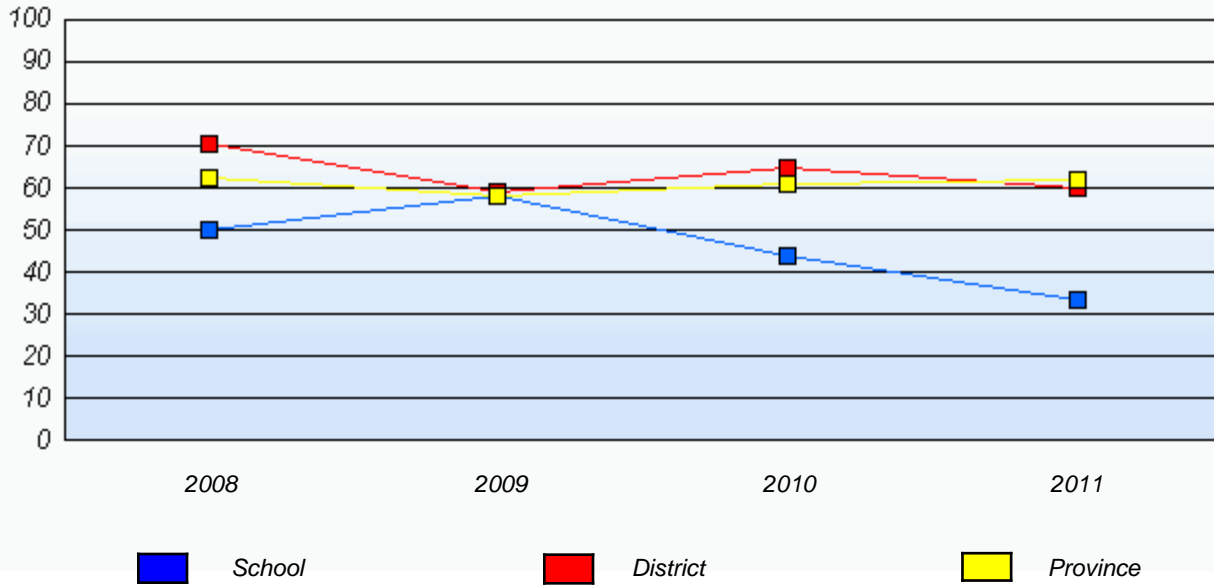
\* Number Operations score is composite of Reasoning, Communication, Connections and Representations, and Problem Solving.

Source: Division of Evaluation and Research, Department of Education

District 2 - Western

School #: 032 Truman Eddison Memorial

**Number Operations**  
 Percentage of students at level 3 or above (2008 - 2011)



\* In some cases, CRT numbers may exceed AGR numbers based on late enrolments. Pie chart is based on the number of students who wrote the CRT.

\* Number Operations score is composite of Reasoning, Communication, Connections and Representations, and Problem Solving.

Source: Division of Evaluation and Research, Department of Education

District 2 - Western

School #: 039 Mary Simms All-Grade

**Number Operations**

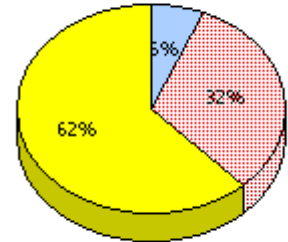
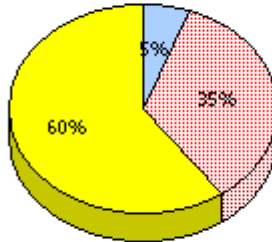
**School**

School data with 5 or fewer students withheld for reasons of confidentiality.

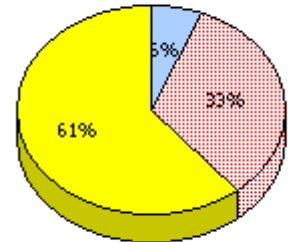
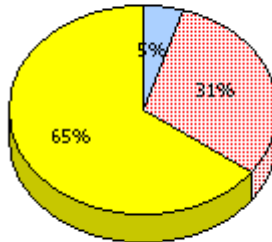
**District**

**Province**

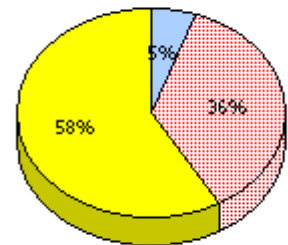
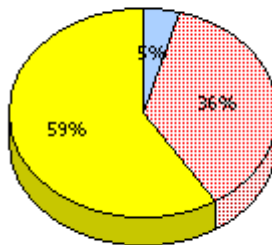
**2011**  
AGR (4)



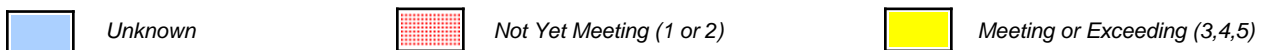
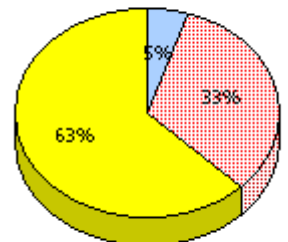
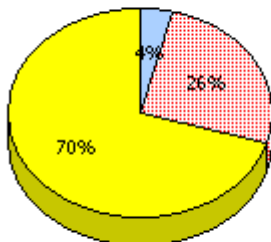
**2010**  
AGR (2)



**2009**  
AGR (1)



**2008**  
AGR (1)



\* In some cases, CRT numbers may exceed AGR numbers based on late enrolments. Pie chart is based on the number of students who wrote the CRT.

\* Number Operations score is composite of Reasoning, Communication, Connections and Representations, and Problem Solving.

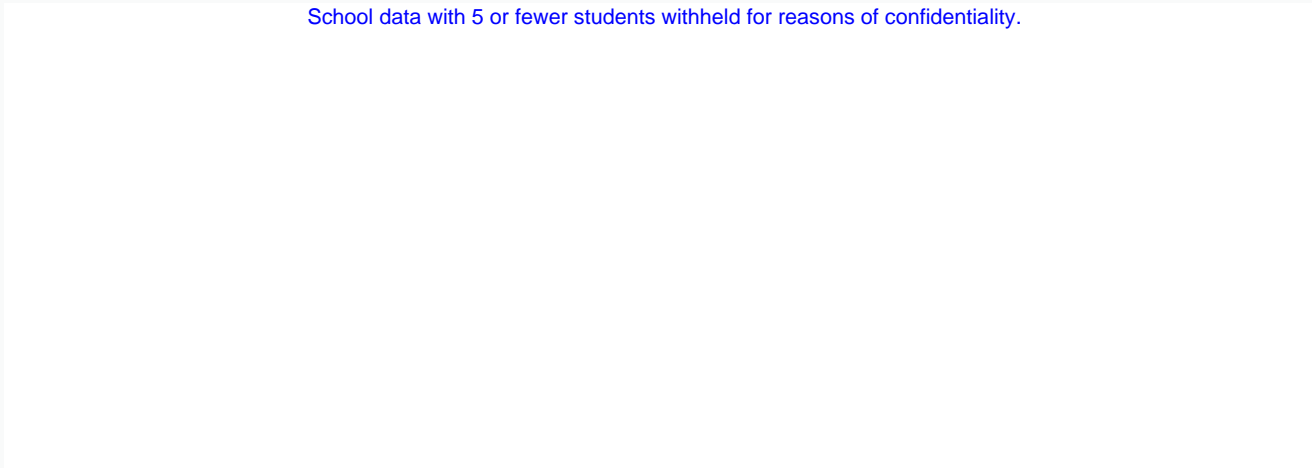
District 2 - Western

School #: 039 Mary Simms All-Grade

**Number Operations**

Percentage of students at level 3 or above (2008 - 2011)

School data with 5 or fewer students withheld for reasons of confidentiality.



2008

2009

2010

2011



School



District



Province

\* In some cases, CRT numbers may exceed AGR numbers based on late enrolments. Pie chart is based on the number of students who wrote the CRT.

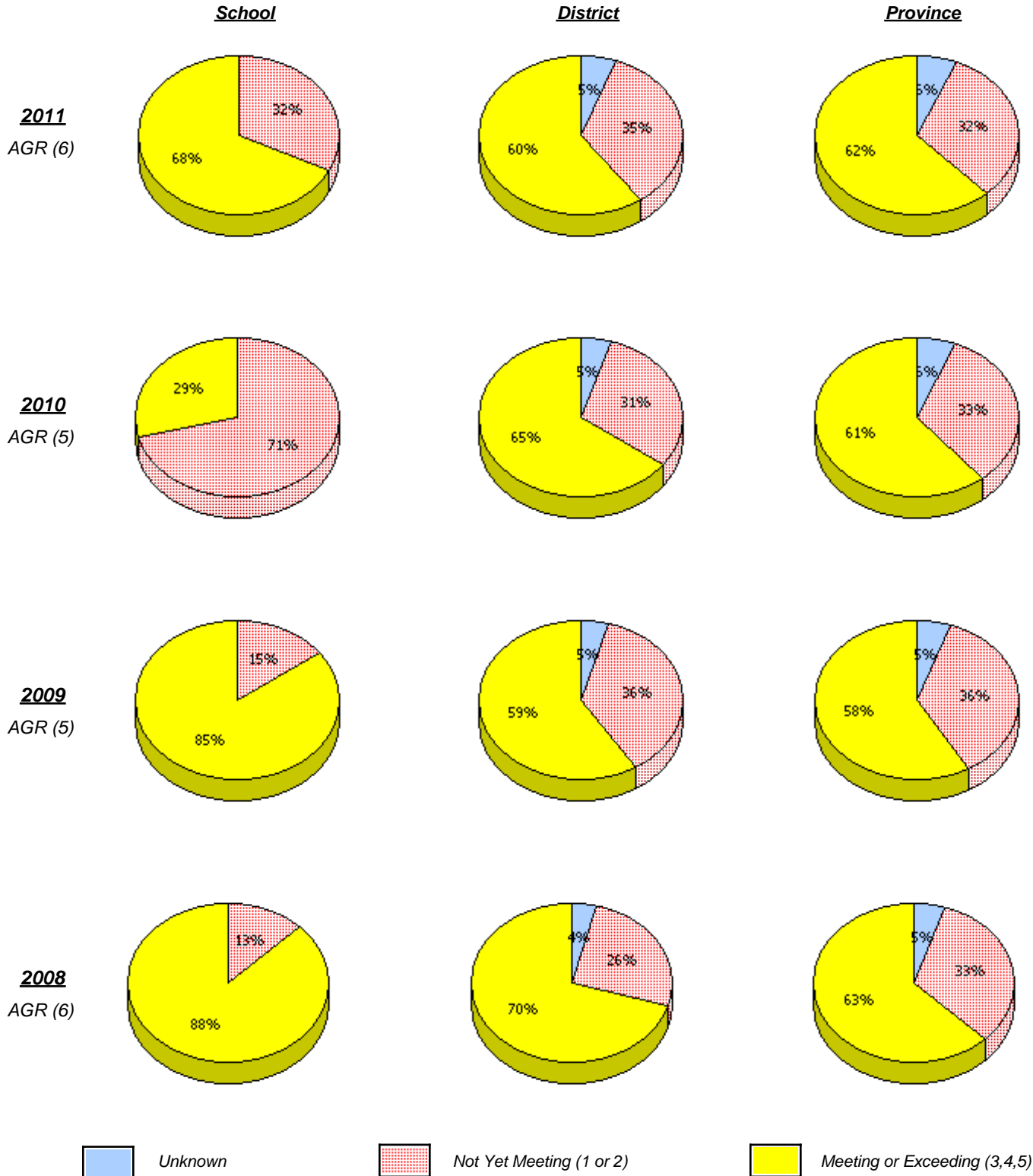
\* Number Operations score is composite of Reasoning, Communication, Connections and Representations, and Problem Solving.

Source: Division of Evaluation and Research, Department of Education

District 2 - Western

School #: 040 St. Mary's AG

**Number Operations**



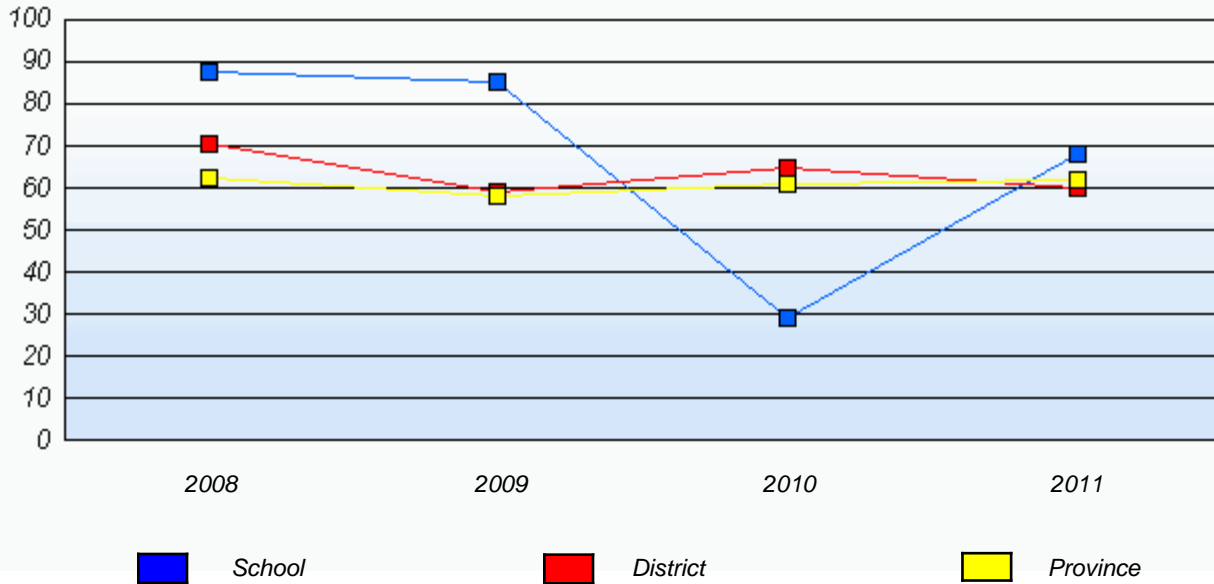
\* In some cases, CRT numbers may exceed AGR numbers based on late enrolments. Pie chart is based on the number of students who wrote the CRT.

\* Number Operations score is composite of Reasoning, Communication, Connections and Representations, and Problem Solving.

District 2 - Western

School #: 040      St. Mary's AG

**Number Operations**  
 Percentage of students at level 3 or above (2008 - 2011)



\* In some cases, CRT numbers may exceed AGR numbers based on late enrolments. Pie chart is based on the number of students who wrote the CRT.

\* Number Operations score is composite of Reasoning, Communication, Connections and Representations, and Problem Solving.

Source: Division of Evaluation and Research, Department of Education

District 2 - Western

School #: 046 D.C. Young School

**Number Operations**

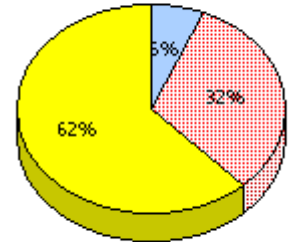
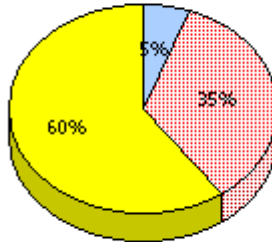
**School**

School data with 5 or fewer students withheld for reasons of confidentiality.

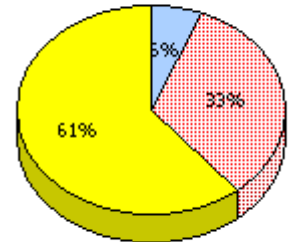
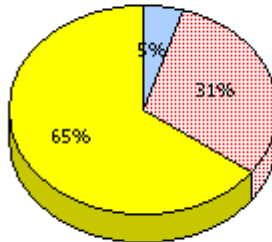
**District**

**Province**

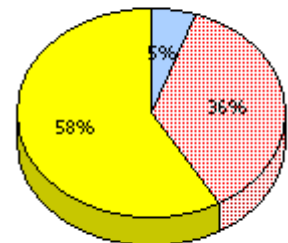
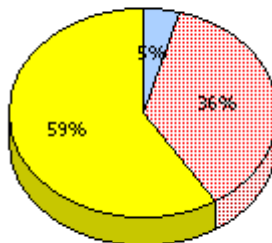
**2011**  
AGR (5)



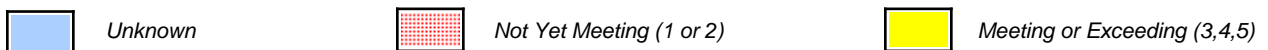
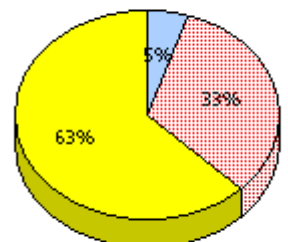
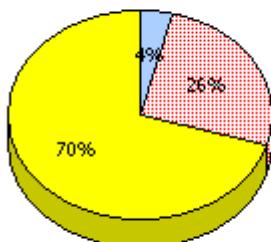
**2010**  
AGR (6)



**2009**  
AGR (6)



**2008**  
AGR (5)



\* In some cases, CRT numbers may exceed AGR numbers based on late enrolments. Pie chart is based on the number of students who wrote the CRT.

\* Number Operations score is composite of Reasoning, Communication, Connections and Representations, and Problem Solving.

Source: Division of Evaluation and Research, Department of Education

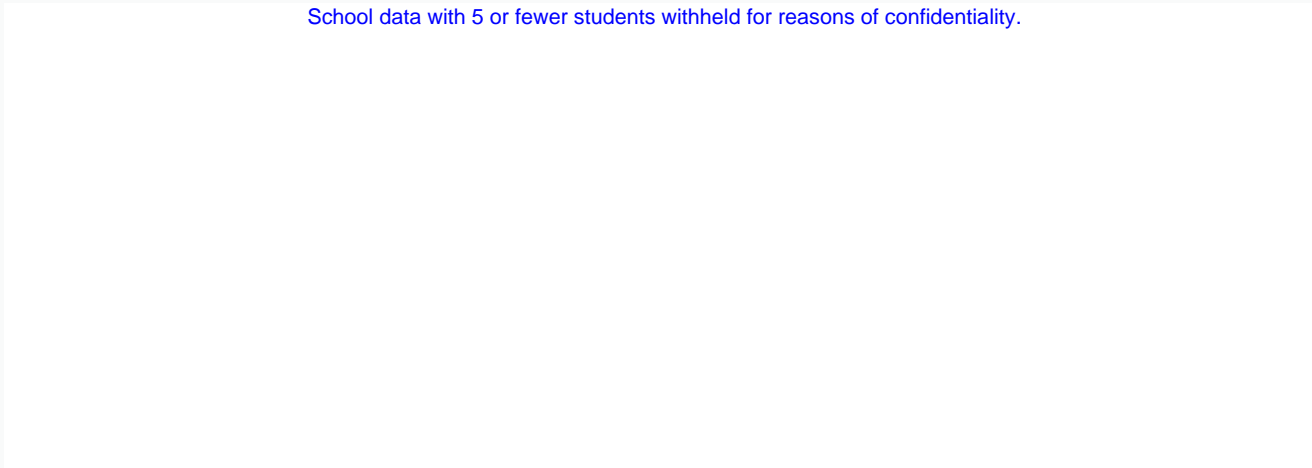
District 2 - Western

School #: 046 D.C. Young School

**Number Operations**

Percentage of students at level 3 or above (2008 - 2011)

School data with 5 or fewer students withheld for reasons of confidentiality.




2008

2009

2010

2011

 School

 District

 Province

\* In some cases, CRT numbers may exceed AGR numbers based on late enrolments. Pie chart is based on the number of students who wrote the CRT.

\* Number Operations score is composite of Reasoning, Communication, Connections and Representations, and Problem Solving.

Source: Division of Evaluation and Research, Department of Education



District 2 - Western

School #: 050 Basque Memorial

**Number Operations**

School

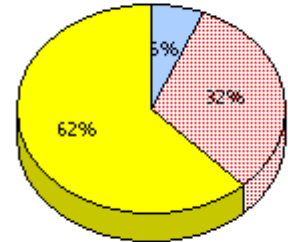
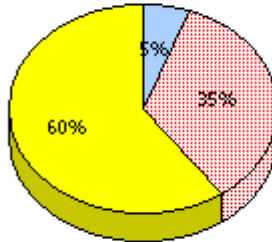
School data with 5 or fewer students withheld for reasons of confidentiality.

District

Province

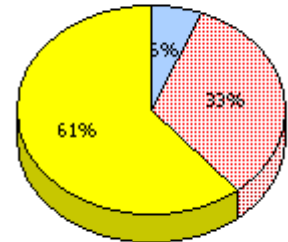
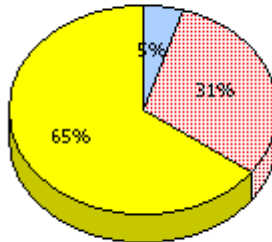
**2011**

AGR (2)



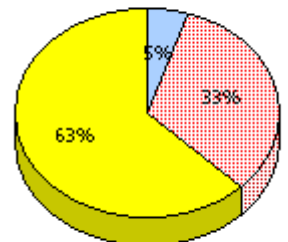
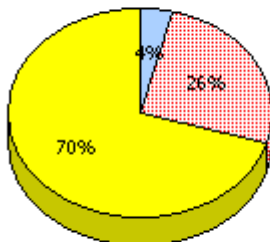
**2010**

AGR (2)



**2009**

AGR (0)



**2008**

AGR (2)



Unknown



Not Yet Meeting (1 or 2)



Meeting or Exceeding (3,4,5)

\* In some cases, CRT numbers may exceed AGR numbers based on late enrolments. Pie chart is based on the number of students who wrote the CRT.

\* Number Operations score is composite of Reasoning, Communication, Connections and Representations, and Problem Solving.

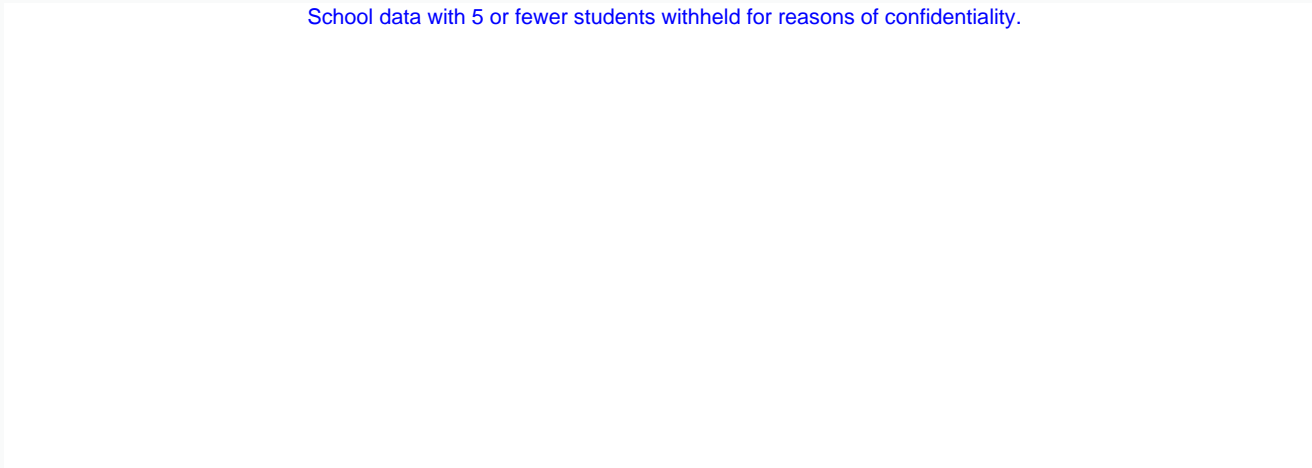
District 2 - Western

School #: 050 Basque Memorial

**Number Operations**

Percentage of students at level 3 or above (2008 - 2011)

School data with 5 or fewer students withheld for reasons of confidentiality.




2008

2009

2010

2011

 School

 District

 Province

\* In some cases, CRT numbers may exceed AGR numbers based on late enrolments. Pie chart is based on the number of students who wrote the CRT.

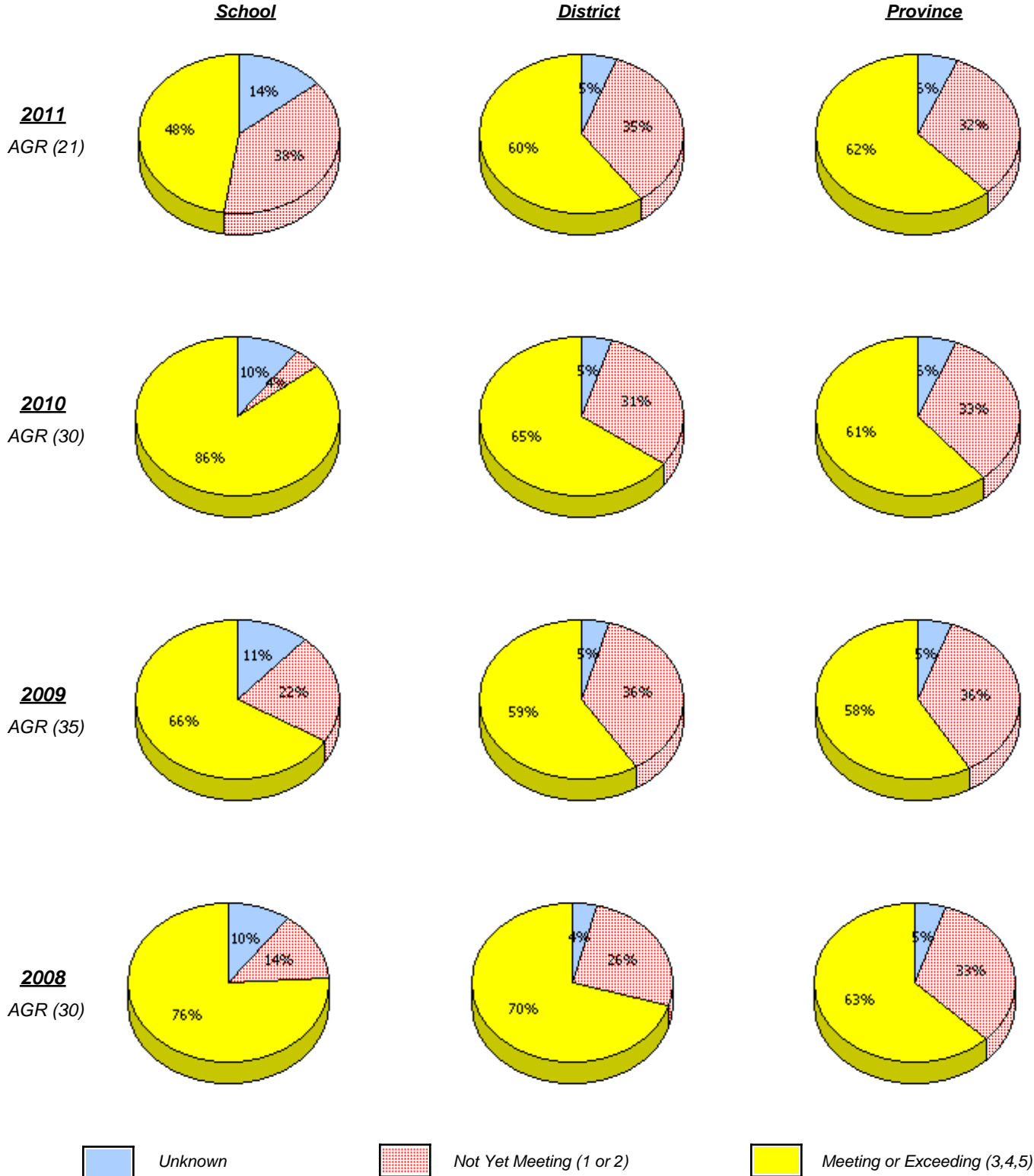
\* Number Operations score is composite of Reasoning, Communication, Connections and Representations, and Problem Solving.

Source: Division of Evaluation and Research, Department of Education

District 2 - Western

School #: 053 St. Anthony Elementary

**Number Operations**



\* In some cases, CRT numbers may exceed AGR numbers based on late enrolments. Pie chart is based on the number of students who wrote the CRT.

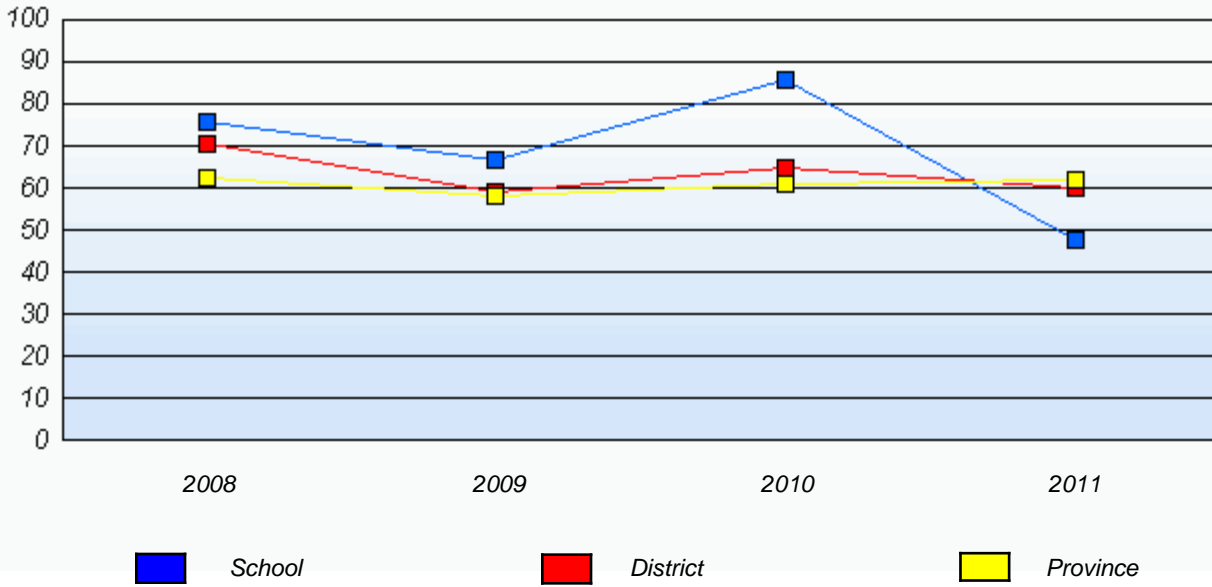
\* Number Operations score is composite of Reasoning, Communication, Connections and Representations, and Problem Solving.

Source: Division of Evaluation and Research, Department of Education

District 2 - Western

School #: 053      St. Anthony Elementary

**Number Operations**  
 Percentage of students at level 3 or above (2008 - 2011)



\* In some cases, CRT numbers may exceed AGR numbers based on late enrolments. Pie chart is based on the number of students who wrote the CRT.

\* Number Operations score is composite of Reasoning, Communication, Connections and Representations, and Problem Solving.

Source: Division of Evaluation and Research, Department of Education

District 2 - Western

School #: 054 St. Lewis Academy

**Number Operations**

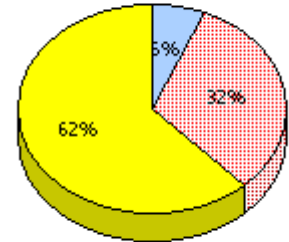
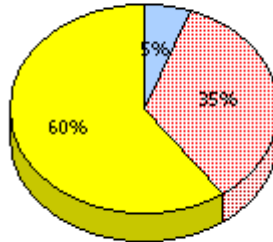
**School**

School data with 5 or fewer students withheld for reasons of confidentiality.

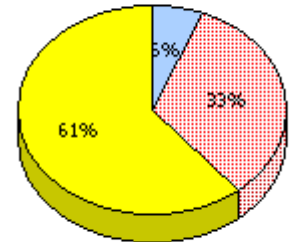
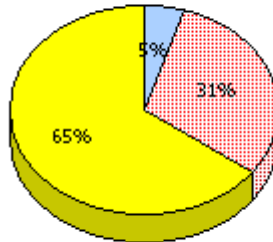
**District**

**Province**

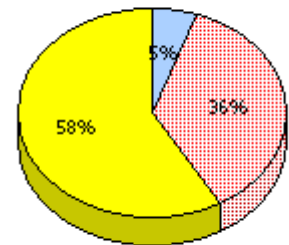
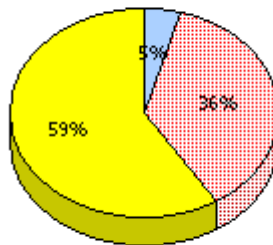
**2011**  
AGR (2)



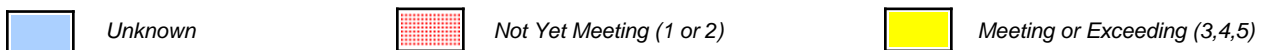
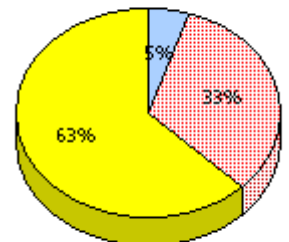
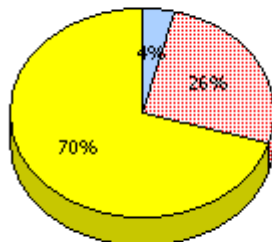
**2010**  
AGR (2)



**2009**  
AGR (1)



**2008**  
AGR (4)



\* In some cases, CRT numbers may exceed AGR numbers based on late enrolments. Pie chart is based on the number of students who wrote the CRT.

\* Number Operations score is composite of Reasoning, Communication, Connections and Representations, and Problem Solving.

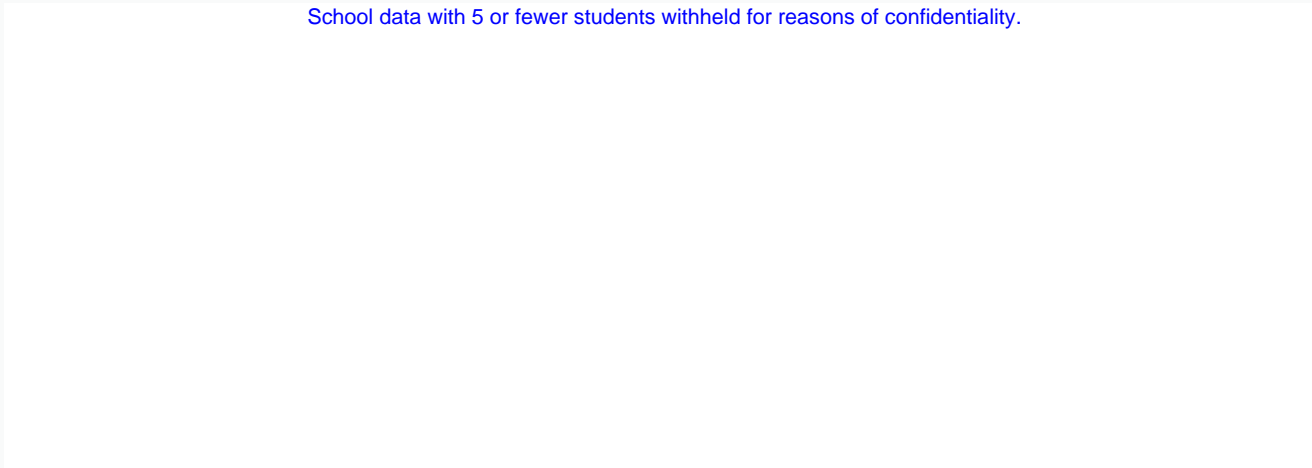
District 2 - Western

School #: 054 St. Lewis Academy

**Number Operations**

Percentage of students at level 3 or above (2008 - 2011)

School data with 5 or fewer students withheld for reasons of confidentiality.



2008

2009

2010

2011



School



District



Province

\* In some cases, CRT numbers may exceed AGR numbers based on late enrolments. Pie chart is based on the number of students who wrote the CRT.

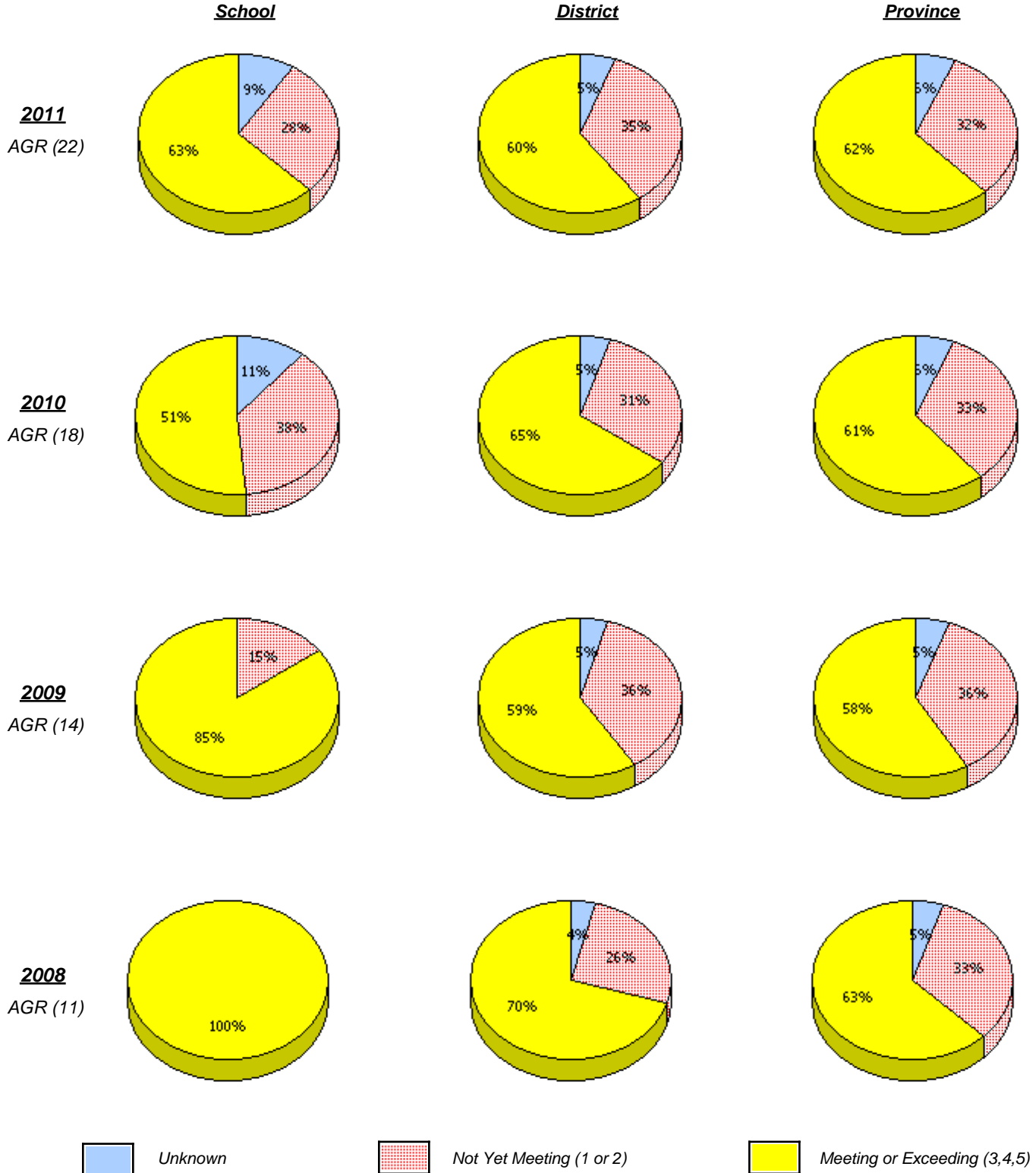
\* Number Operations score is composite of Reasoning, Communication, Connections and Representations, and Problem Solving.

Source: Division of Evaluation and Research, Department of Education

District 2 - Western

School #: 057 St. Peter's Academy

**Number Operations**



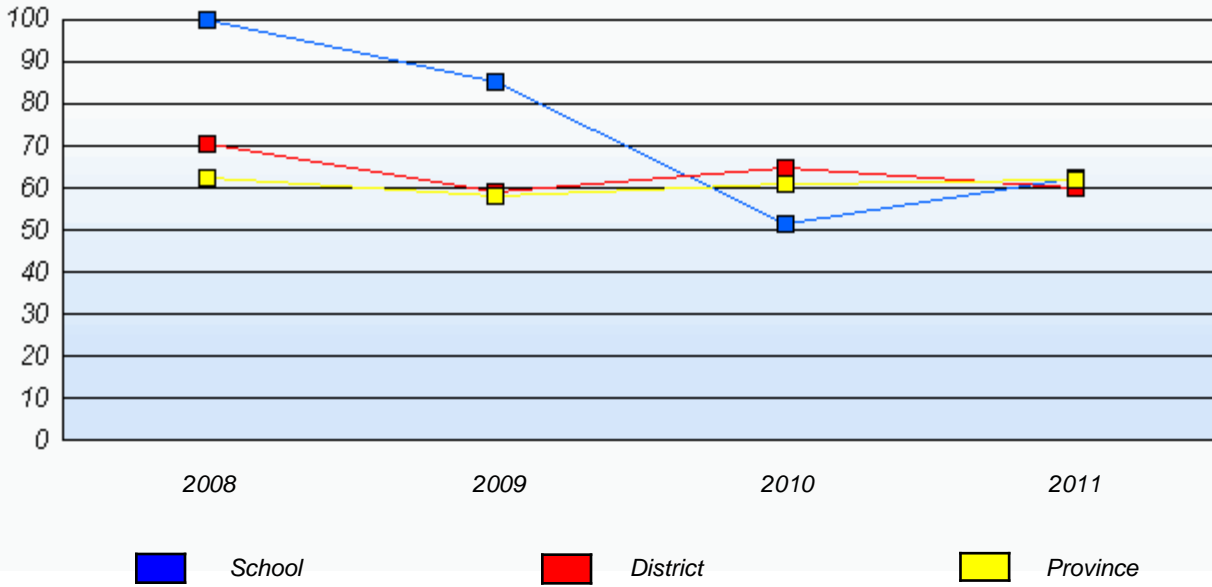
\* In some cases, CRT numbers may exceed AGR numbers based on late enrolments. Pie chart is based on the number of students who wrote the CRT.

\* Number Operations score is composite of Reasoning, Communication, Connections and Representations, and Problem Solving.

District 2 - Western

School #: 057      St. Peter's Academy

**Number Operations**  
 Percentage of students at level 3 or above (2008 - 2011)



\* In some cases, CRT numbers may exceed AGR numbers based on late enrolments. Pie chart is based on the number of students who wrote the CRT.

\* Number Operations score is composite of Reasoning, Communication, Connections and Representations, and Problem Solving.

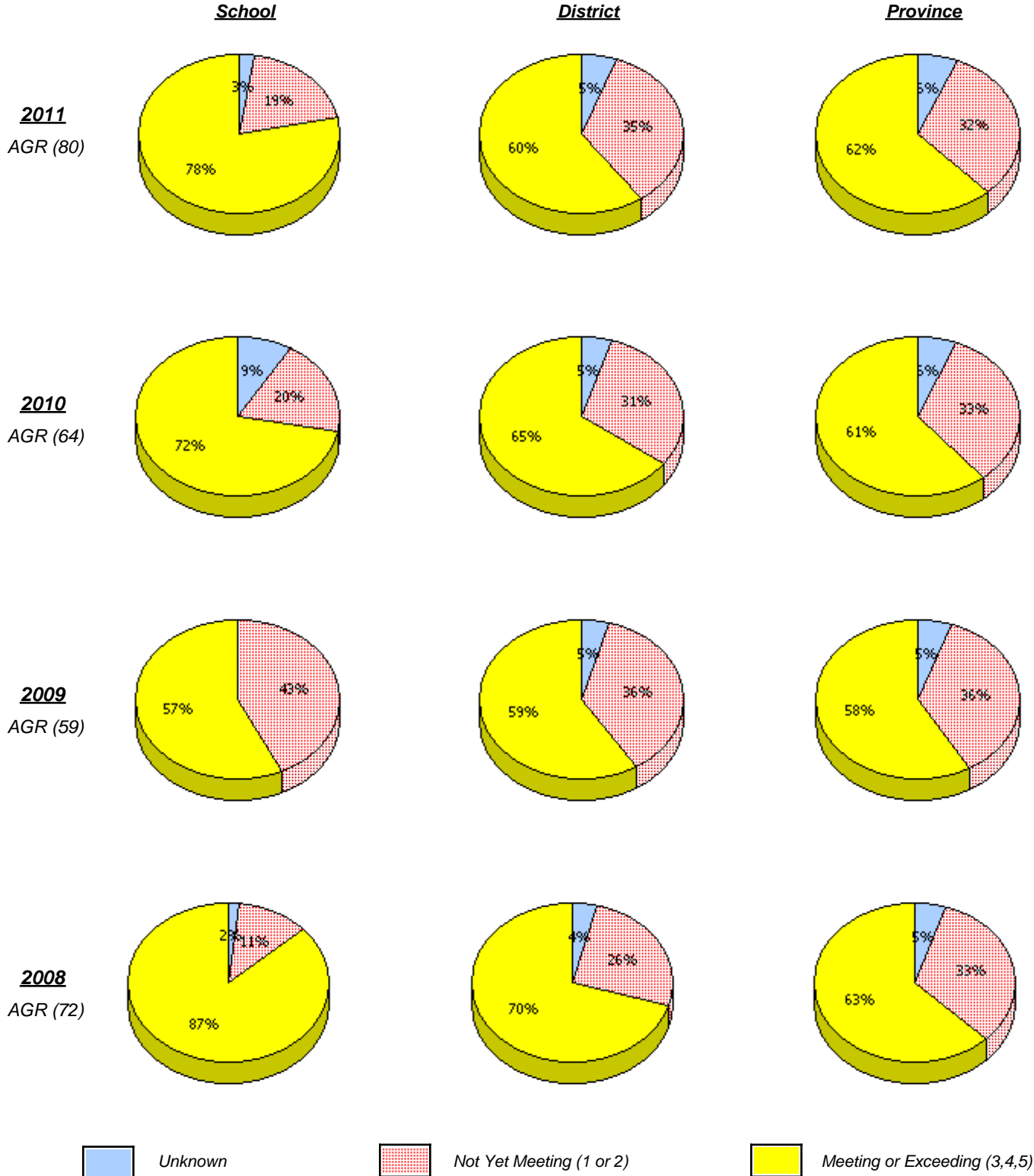
Source: Division of Evaluation and Research, Department of Education



District 2 - Western

School #: 060 C.C. Loughlin Elementary

**Number Operations**



\* In some cases, CRT numbers may exceed AGR numbers based on late enrolments. Pie chart is based on the number of students who wrote the CRT.

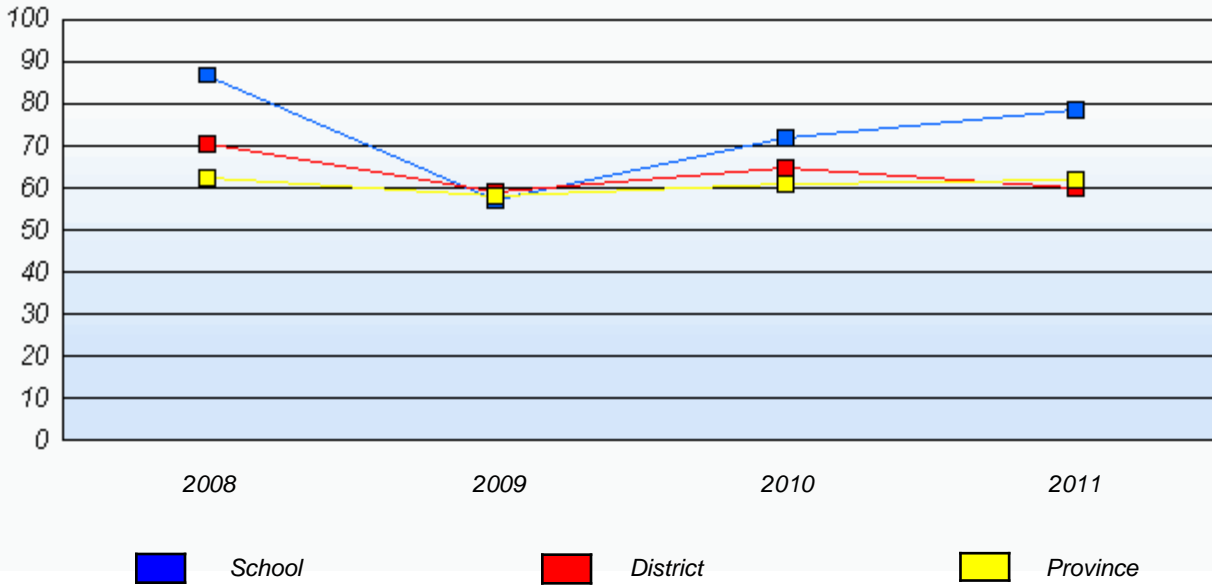
\* Number Operations score is composite of Reasoning, Communication, Connections and Representations, and Problem Solving.

Source: Division of Evaluation and Research, Department of Education

District 2 - Western

School #: 060      C.C. Loughlin Elementary

**Number Operations**  
 Percentage of students at level 3 or above (2008 - 2011)



\* In some cases, CRT numbers may exceed AGR numbers based on late enrolments. Pie chart is based on the number of students who wrote the CRT.

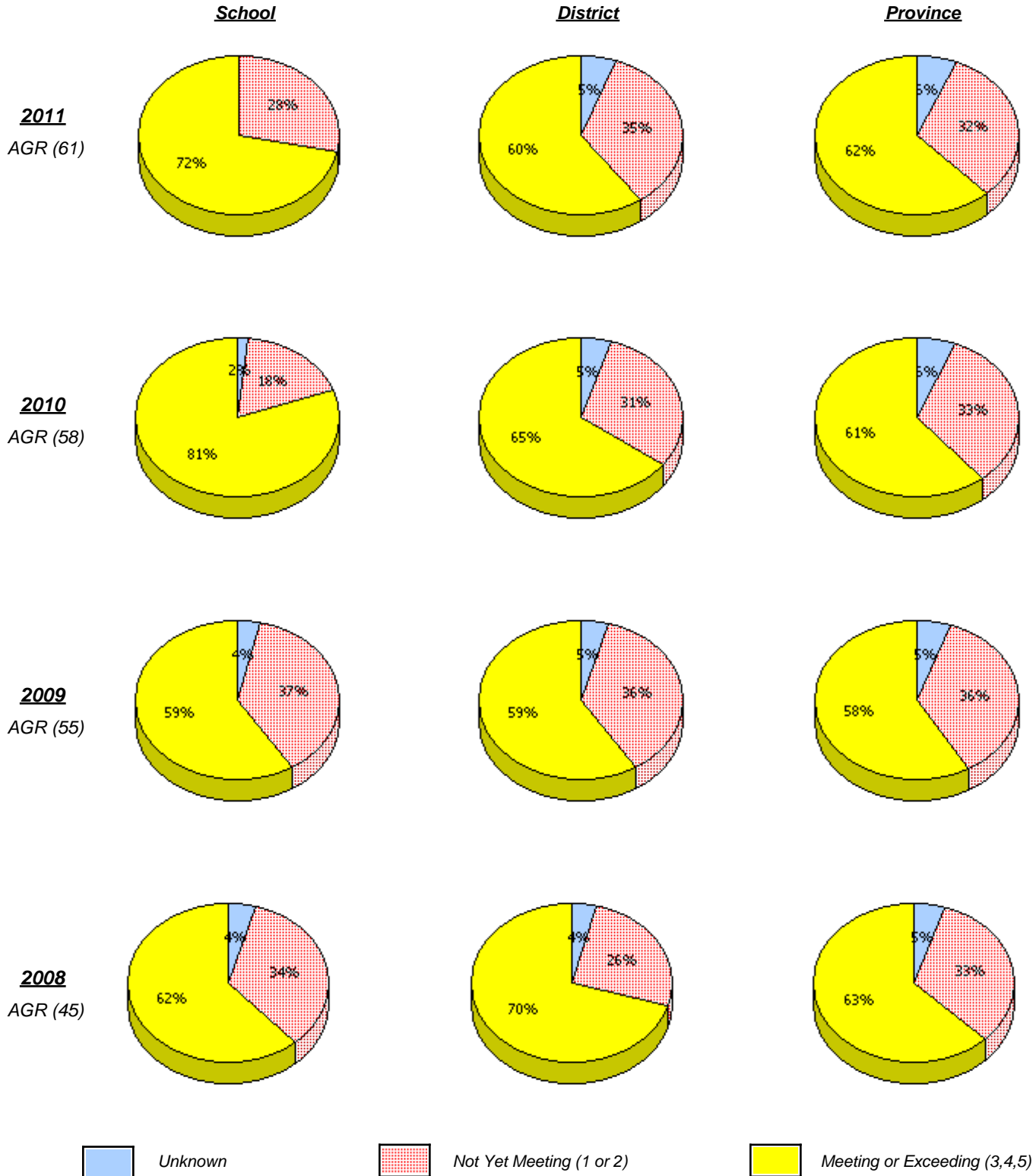
\* Number Operations score is composite of Reasoning, Communication, Connections and Representations, and Problem Solving.

Source: Division of Evaluation and Research, Department of Education

District 2 - Western

School #: 065 Humber Elementary

**Number Operations**



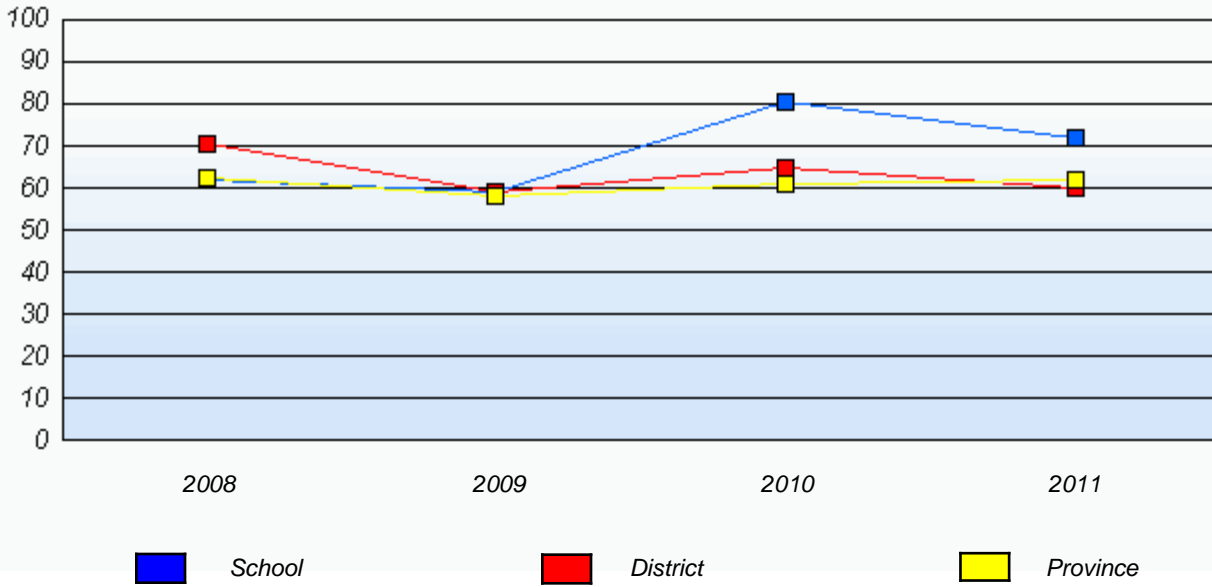
\* In some cases, CRT numbers may exceed AGR numbers based on late enrolments. Pie chart is based on the number of students who wrote the CRT.

\* Number Operations score is composite of Reasoning, Communication, Connections and Representations, and Problem Solving.

District 2 - Western

School #: 065      Humber Elementary

**Number Operations**  
 Percentage of students at level 3 or above (2008 - 2011)



\* In some cases, CRT numbers may exceed AGR numbers based on late enrolments. Pie chart is based on the number of students who wrote the CRT.

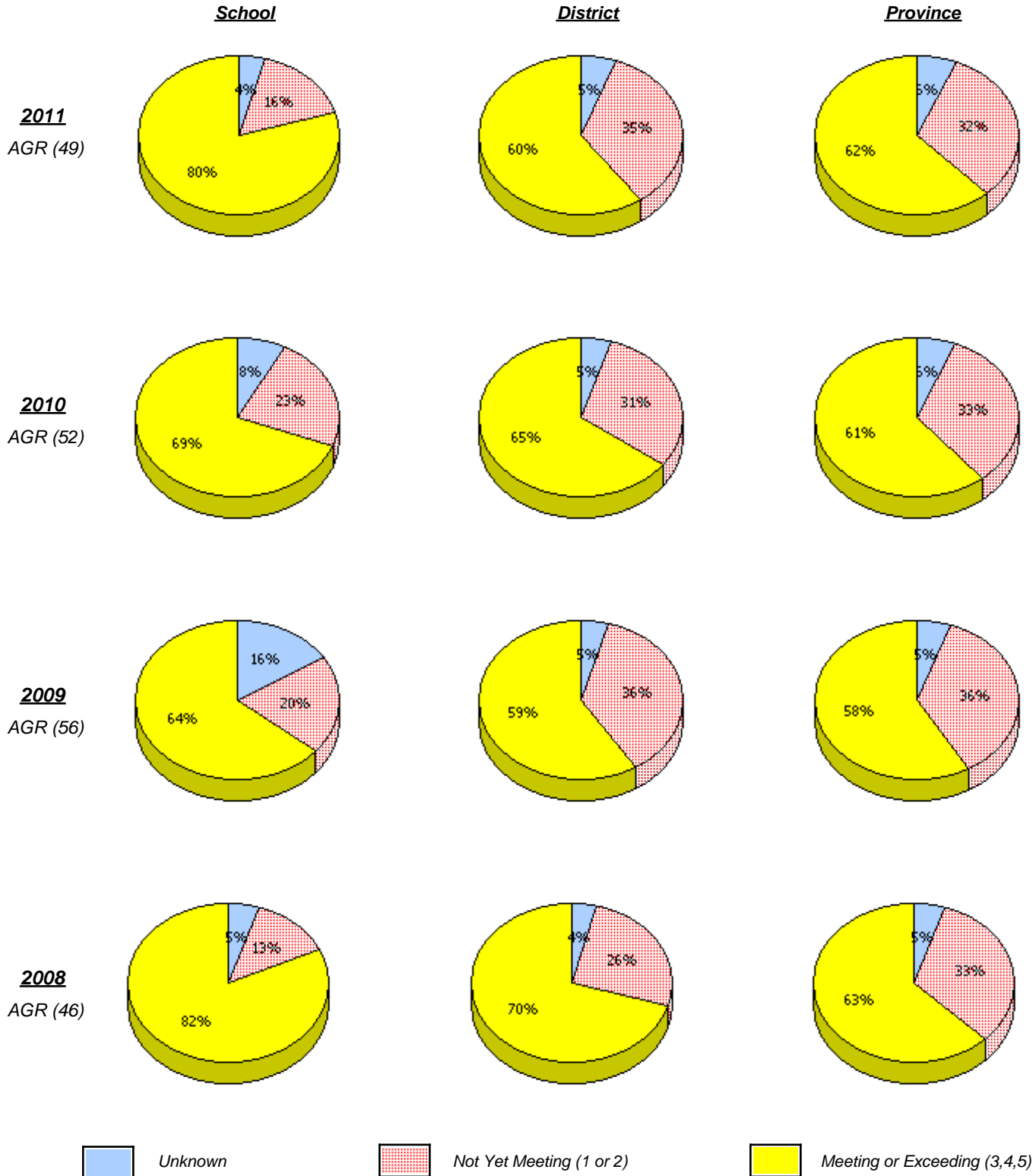
\* Number Operations score is composite of Reasoning, Communication, Connections and Representations, and Problem Solving.

Source: Division of Evaluation and Research, Department of Education

District 2 - Western

School #: 066 J.J. Curling Elementary

**Number Operations**



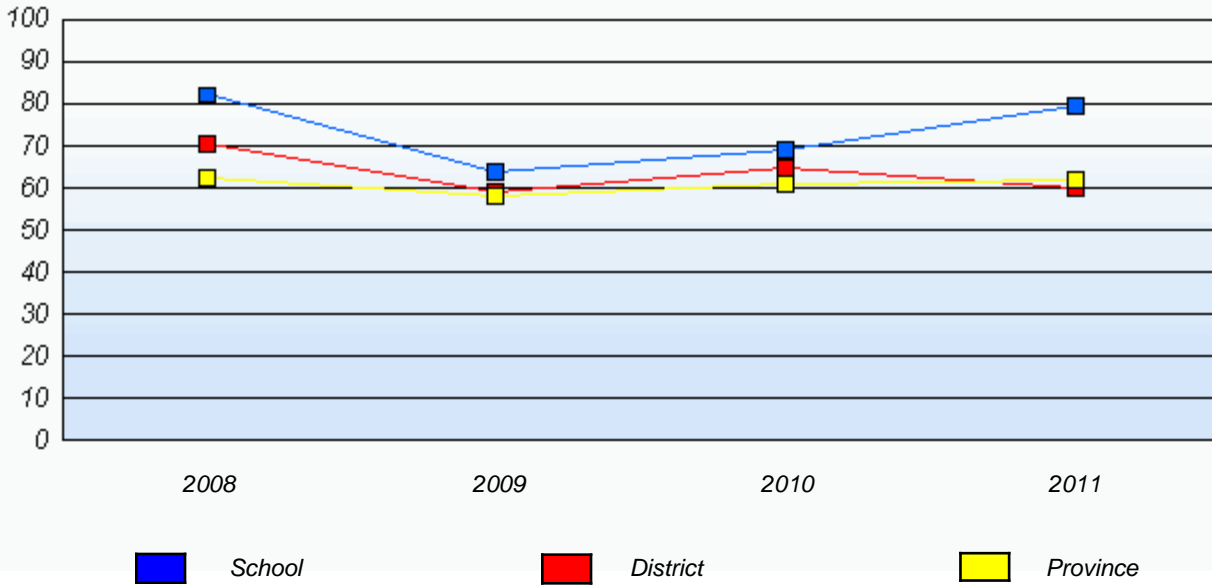
\* In some cases, CRT numbers may exceed AGR numbers based on late enrolments. Pie chart is based on the number of students who wrote the CRT.

\* Number Operations score is composite of Reasoning, Communication, Connections and Representations, and Problem Solving.

District 2 - Western

School #: 066      J.J. Curling Elementary

**Number Operations**  
 Percentage of students at level 3 or above (2008 - 2011)



\* In some cases, CRT numbers may exceed AGR numbers based on late enrolments. Pie chart is based on the number of students who wrote the CRT.

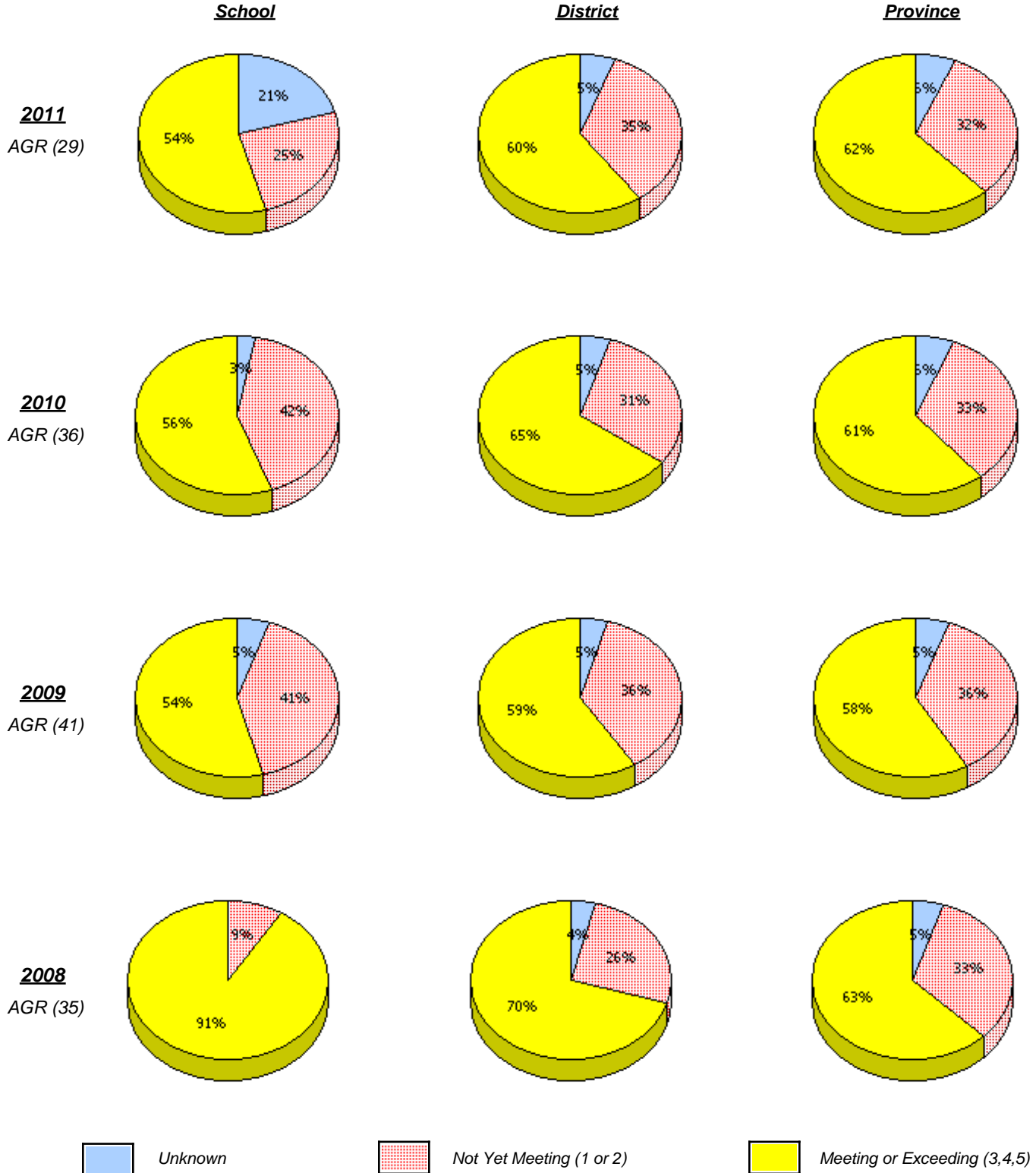
\* Number Operations score is composite of Reasoning, Communication, Connections and Representations, and Problem Solving.

Source: Division of Evaluation and Research, Department of Education

District 2 - Western

School #: 069 Sacred Heart Elementary

**Number Operations**



\* In some cases, CRT numbers may exceed AGR numbers based on late enrolments. Pie chart is based on the number of students who wrote the CRT.

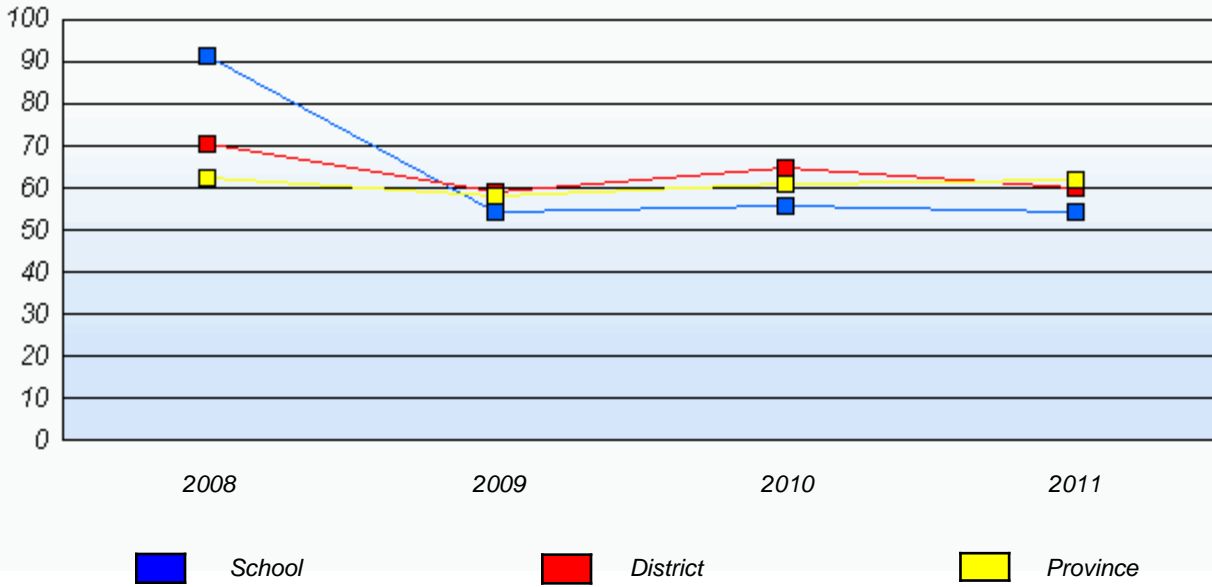
\* Number Operations score is composite of Reasoning, Communication, Connections and Representations, and Problem Solving.

Source: Division of Evaluation and Research, Department of Education

District 2 - Western

School #: 069      Sacred Heart Elementary

**Number Operations**  
 Percentage of students at level 3 or above (2008 - 2011)



\* In some cases, CRT numbers may exceed AGR numbers based on late enrolments. Pie chart is based on the number of students who wrote the CRT.

\* Number Operations score is composite of Reasoning, Communication, Connections and Representations, and Problem Solving.

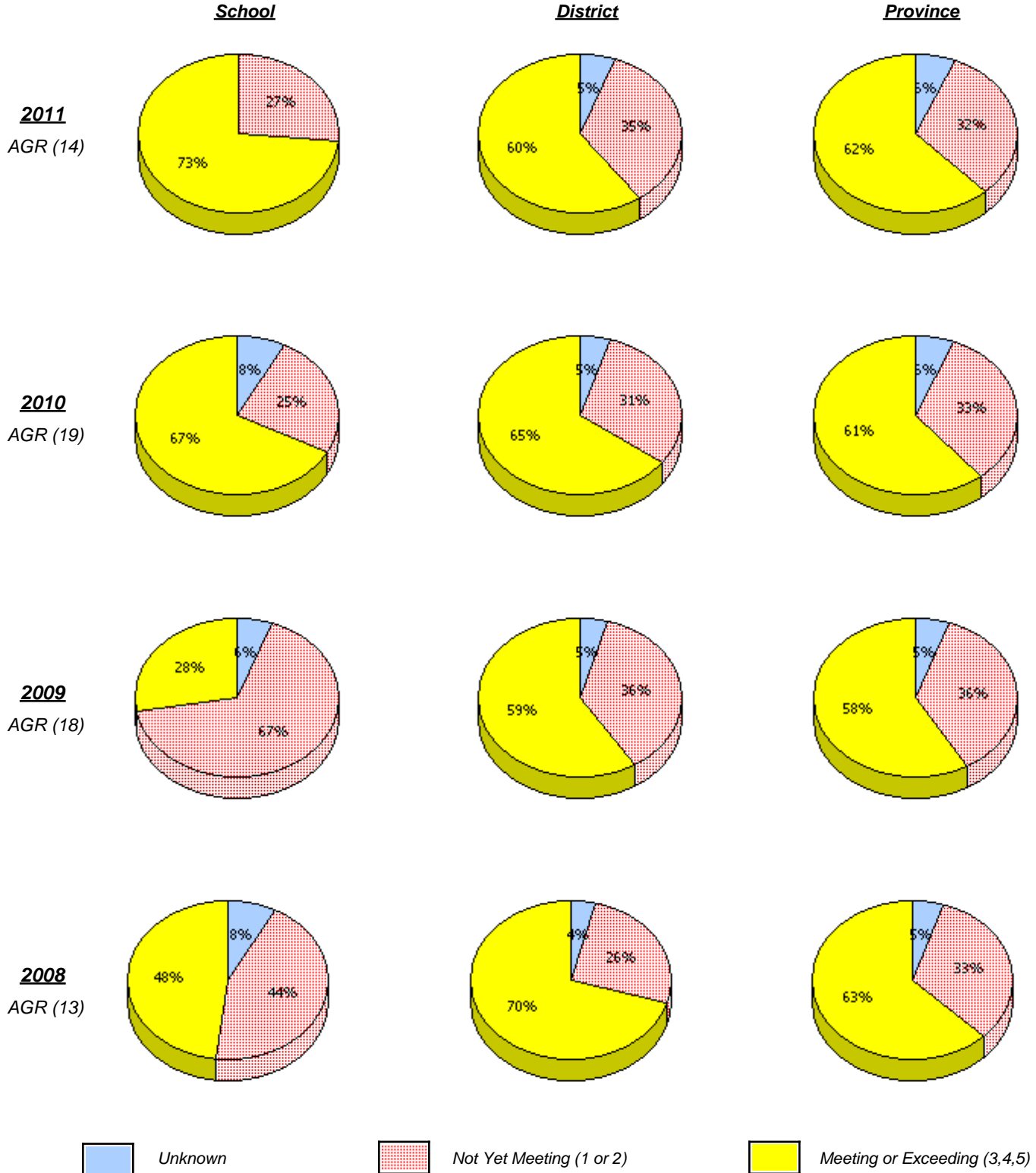
Source: Division of Evaluation and Research, Department of Education



District 2 - Western

School #: 070 St. Gerard's Elementary

**Number Operations**



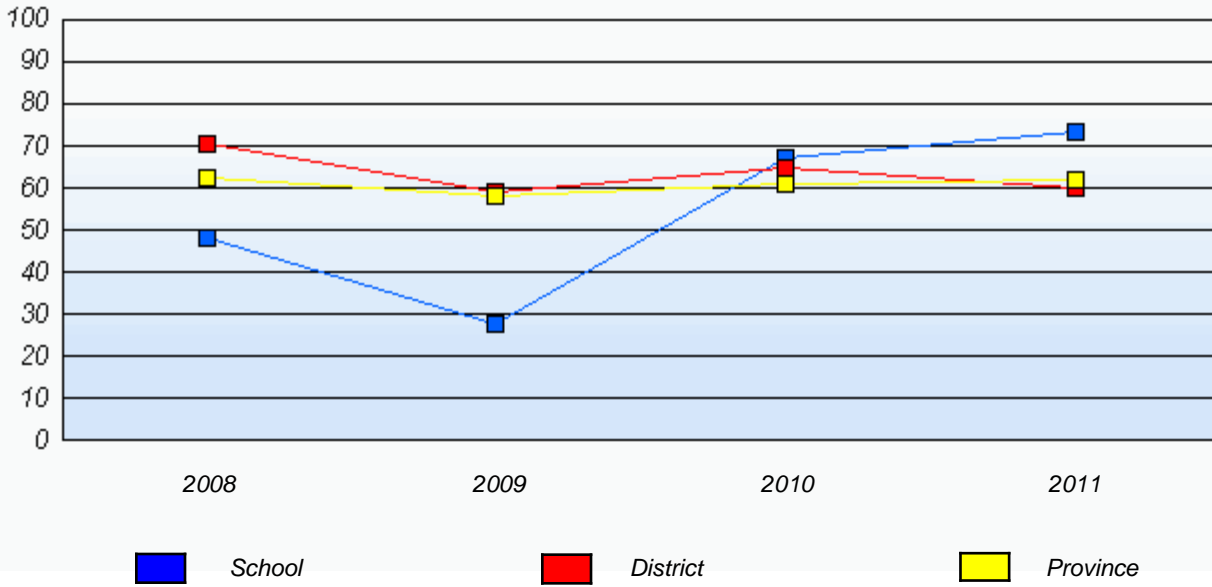
\* In some cases, CRT numbers may exceed AGR numbers based on late enrolments. Pie chart is based on the number of students who wrote the CRT.

\* Number Operations score is composite of Reasoning, Communication, Connections and Representations, and Problem Solving.

District 2 - Western

School #: 070      St. Gerard's Elementary

**Number Operations**  
 Percentage of students at level 3 or above (2008 - 2011)



\* In some cases, CRT numbers may exceed AGR numbers based on late enrolments. Pie chart is based on the number of students who wrote the CRT.

\* Number Operations score is composite of Reasoning, Communication, Connections and Representations, and Problem Solving.

Source: Division of Evaluation and Research, Department of Education

District 2 - Western

School #: 072 Holy Cross All Grade School

**Number Operations**

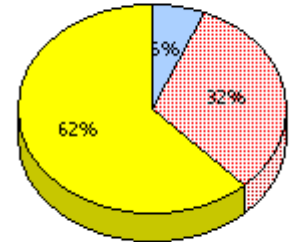
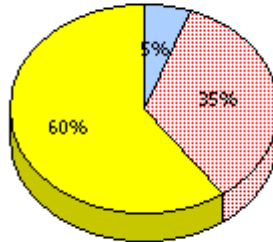
**School**

School data with 5 or fewer students withheld for reasons of confidentiality.

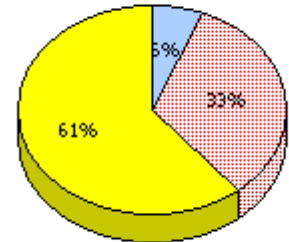
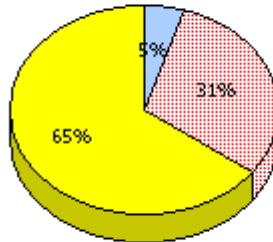
**District**

**Province**

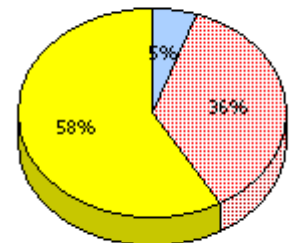
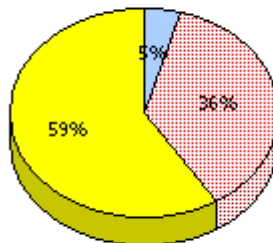
**2011**  
AGR (2)



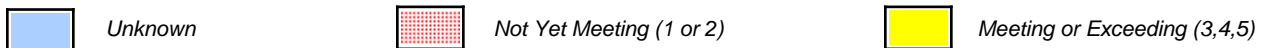
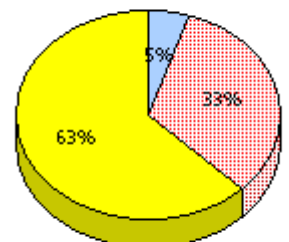
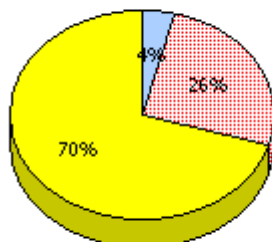
**2010**  
AGR (2)



**2009**  
AGR (3)



**2008**  
AGR (4)



\* In some cases, CRT numbers may exceed AGR numbers based on late enrolments. Pie chart is based on the number of students who wrote the CRT.

\* Number Operations score is composite of Reasoning, Communication, Connections and Representations, and Problem Solving.

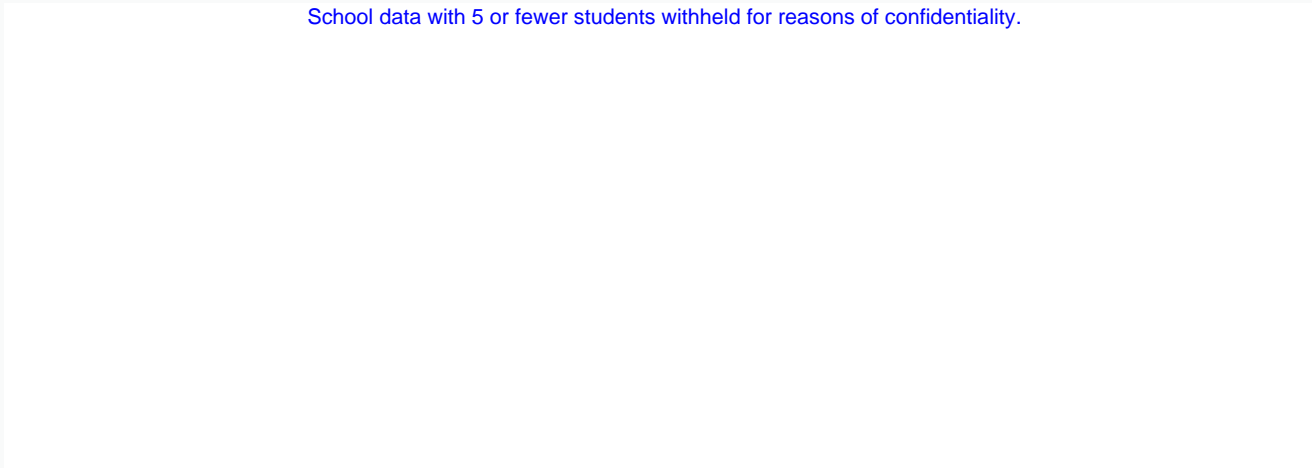
District 2 - Western

School #: 072 Holy Cross All Grade School

### Number Operations

Percentage of students at level 3 or above (2008 - 2011)

School data with 5 or fewer students withheld for reasons of confidentiality.



2008

2009

2010

2011



School



District



Province

\* In some cases, CRT numbers may exceed AGR numbers based on late enrolments. Pie chart is based on the number of students who wrote the CRT.

\* Number Operations score is composite of Reasoning, Communication, Connections and Representations, and Problem Solving.

Source: Division of Evaluation and Research, Department of Education

District 2 - Western

School #: 075      Hampden Academy

**Number Operations**

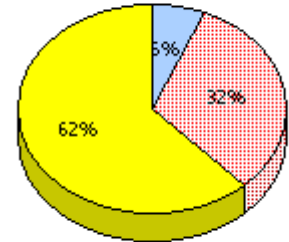
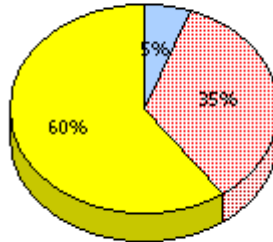
**School**

School data with 5 or fewer students withheld for reasons of confidentiality.

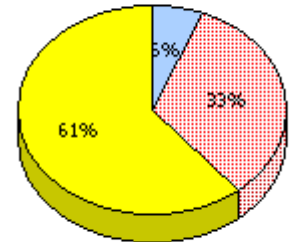
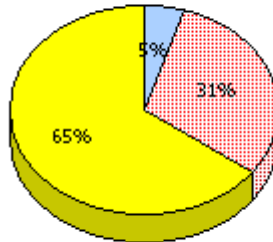
**District**

**Province**

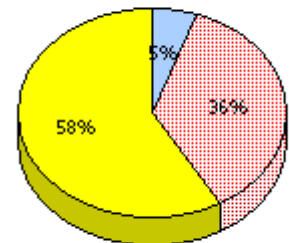
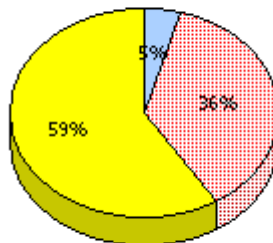
**2011**  
AGR (4)



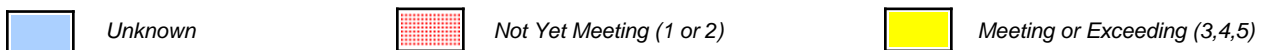
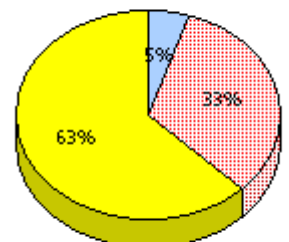
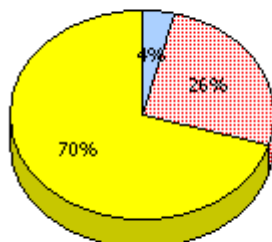
**2010**  
AGR (7)



**2009**  
AGR (5)



**2008**  
AGR (4)



\* In some cases, CRT numbers may exceed AGR numbers based on late enrolments. Pie chart is based on the number of students who wrote the CRT.

\* Number Operations score is composite of Reasoning, Communication, Connections and Representations, and Problem Solving.

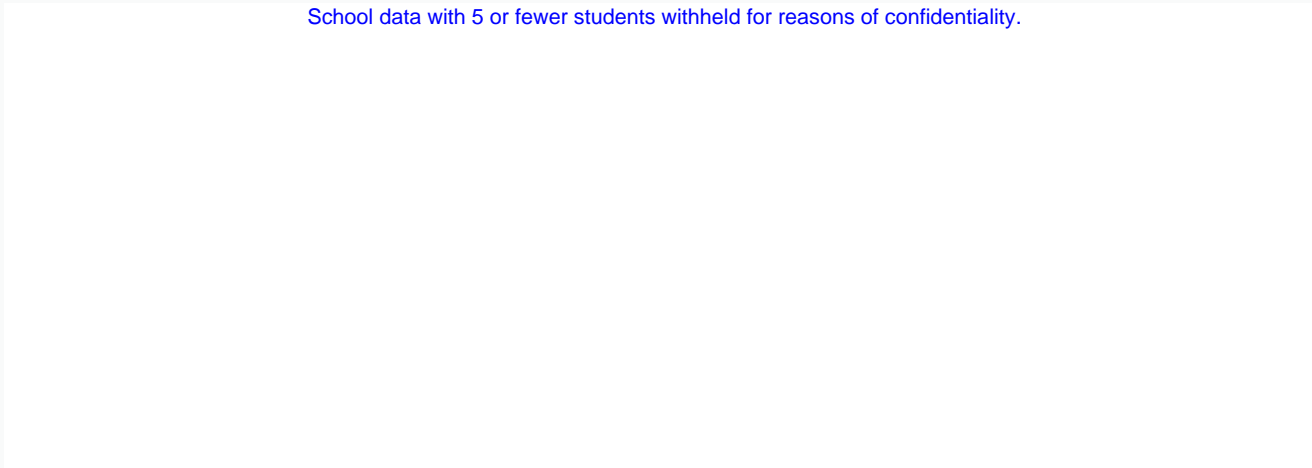
District 2 - Western

School #: 075      Hampden Academy

**Number Operations**

Percentage of students at level 3 or above (2008 - 2011)

School data with 5 or fewer students withheld for reasons of confidentiality.



2008

2009

2010

2011



School



District



Province

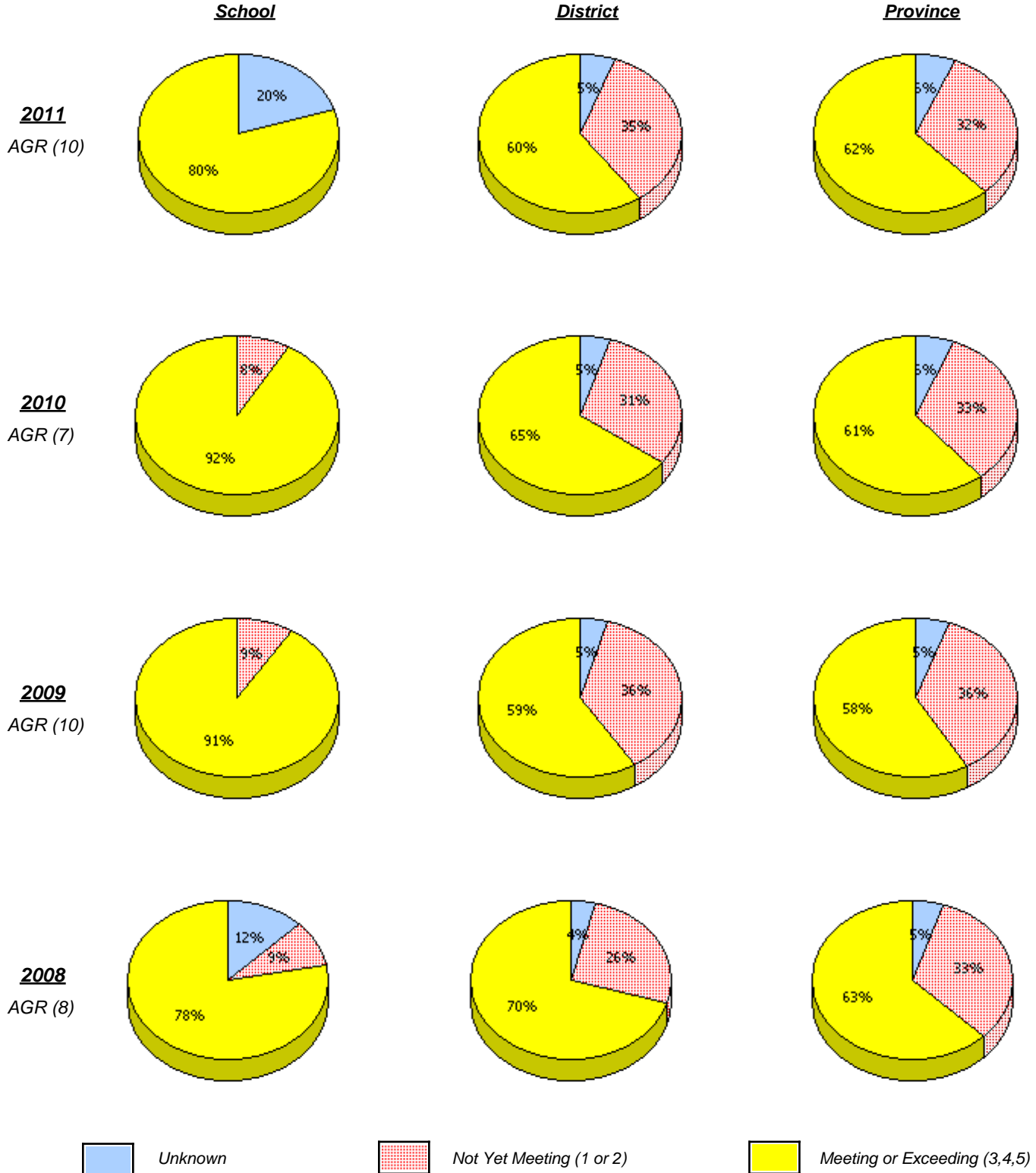
\* In some cases, CRT numbers may exceed AGR numbers based on late enrolments. Pie chart is based on the number of students who wrote the CRT.

\* Number Operations score is composite of Reasoning, Communication, Connections and Representations, and Problem Solving.

District 2 - Western

School #: 079 St. James All Grade

**Number Operations**



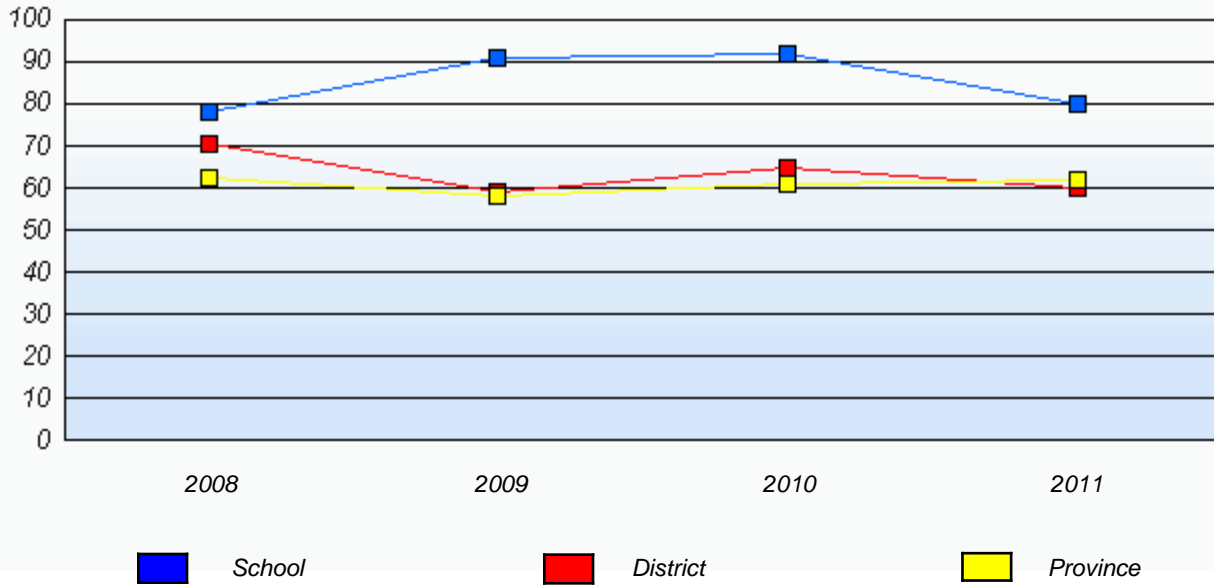
\* In some cases, CRT numbers may exceed AGR numbers based on late enrolments. Pie chart is based on the number of students who wrote the CRT.

\* Number Operations score is composite of Reasoning, Communication, Connections and Representations, and Problem Solving.

District 2 - Western

School #: 079      St. James All Grade

**Number Operations**  
 Percentage of students at level 3 or above (2008 - 2011)



\* In some cases, CRT numbers may exceed AGR numbers based on late enrolments. Pie chart is based on the number of students who wrote the CRT.

\* Number Operations score is composite of Reasoning, Communication, Connections and Representations, and Problem Solving.

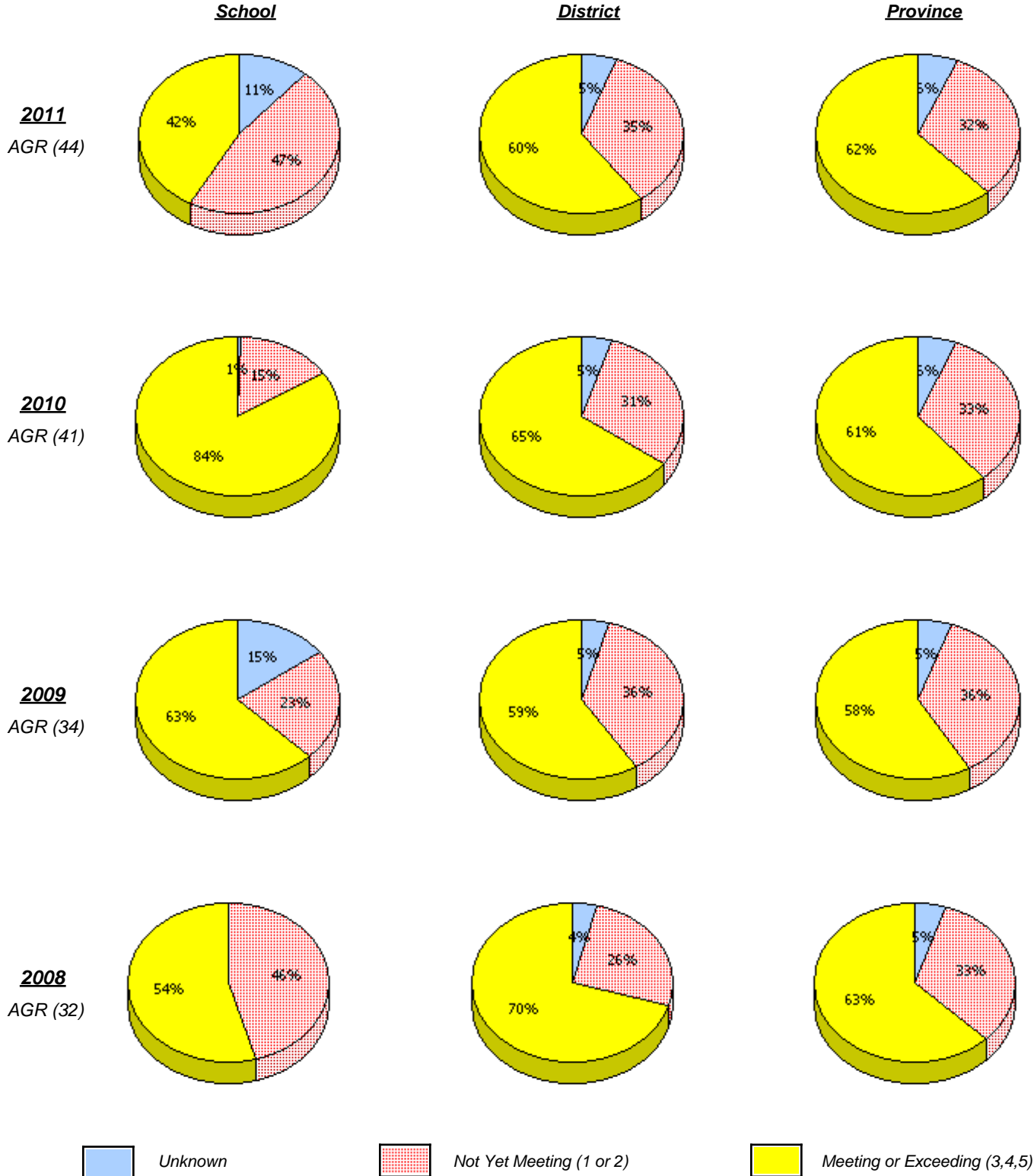
Source: Division of Evaluation and Research, Department of Education



District 2 - Western

School #: 080      Templeton Academy

**Number Operations**



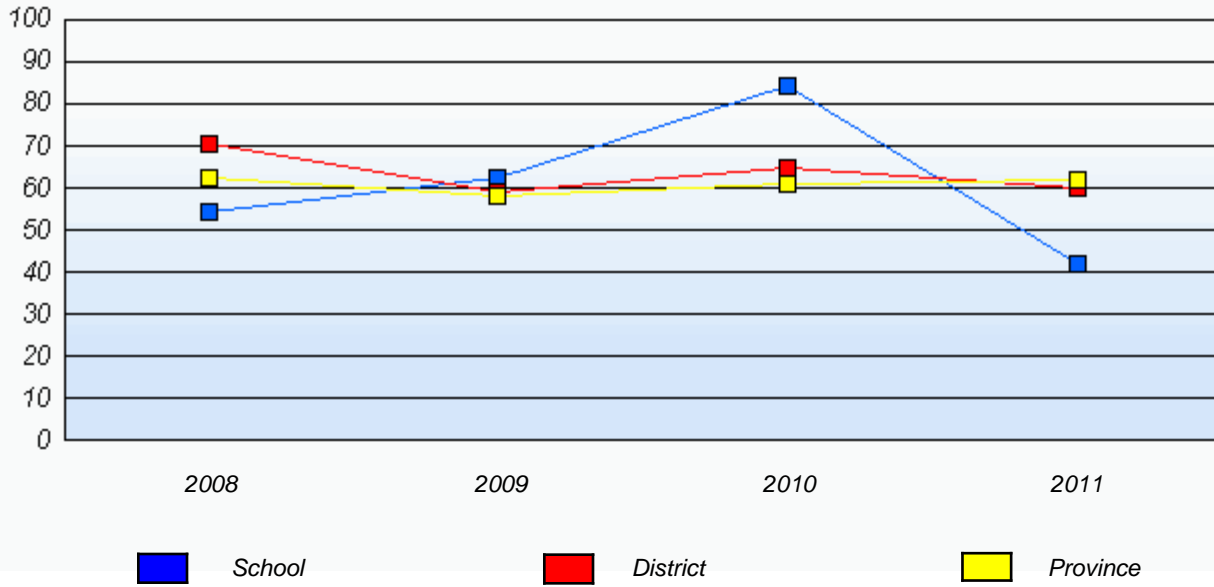
\* In some cases, CRT numbers may exceed AGR numbers based on late enrolments. Pie chart is based on the number of students who wrote the CRT.

\* Number Operations score is composite of Reasoning, Communication, Connections and Representations, and Problem Solving.

District 2 - Western

School #: 080      Templeton Academy

**Number Operations**  
 Percentage of students at level 3 or above (2008 - 2011)



\* In some cases, CRT numbers may exceed AGR numbers based on late enrolments. Pie chart is based on the number of students who wrote the CRT.

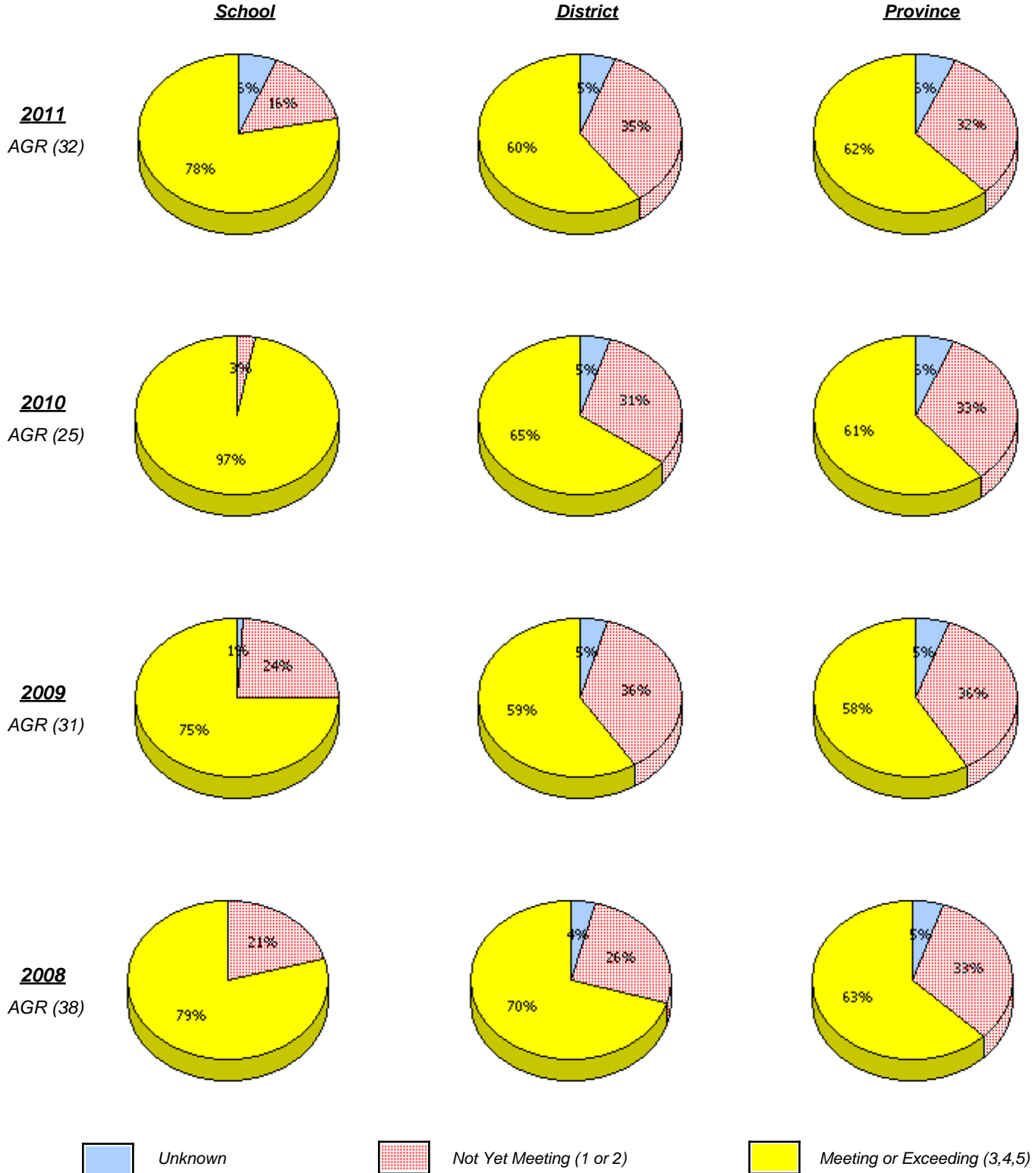
\* Number Operations score is composite of Reasoning, Communication, Connections and Representations, and Problem Solving.

Source: Division of Evaluation and Research, Department of Education

District 2 - Western

School #: 082 Pasadena Elementary School

**Number Operations**



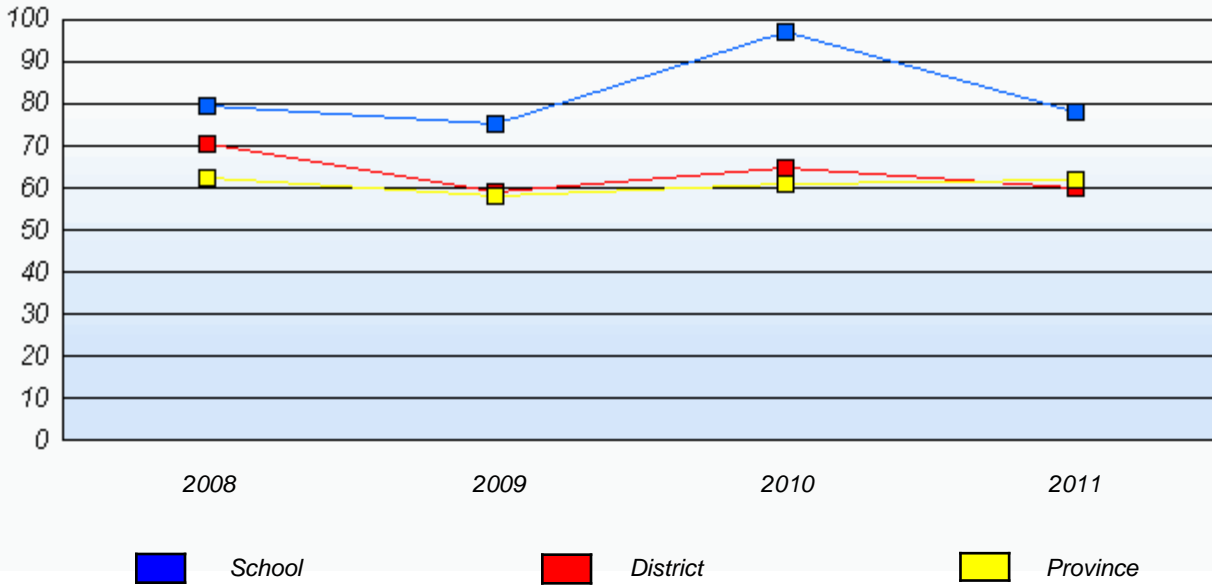
\* In some cases, CRT numbers may exceed AGR numbers based on late enrolments. Pie chart is based on the number of students who wrote the CRT.

\* Number Operations score is composite of Reasoning, Communication, Connections and Representations, and Problem Solving.

District 2 - Western

School #: 082      Pasadena Elementary School

**Number Operations**  
 Percentage of students at level 3 or above (2008 - 2011)



\* In some cases, CRT numbers may exceed AGR numbers based on late enrolments. Pie chart is based on the number of students who wrote the CRT.

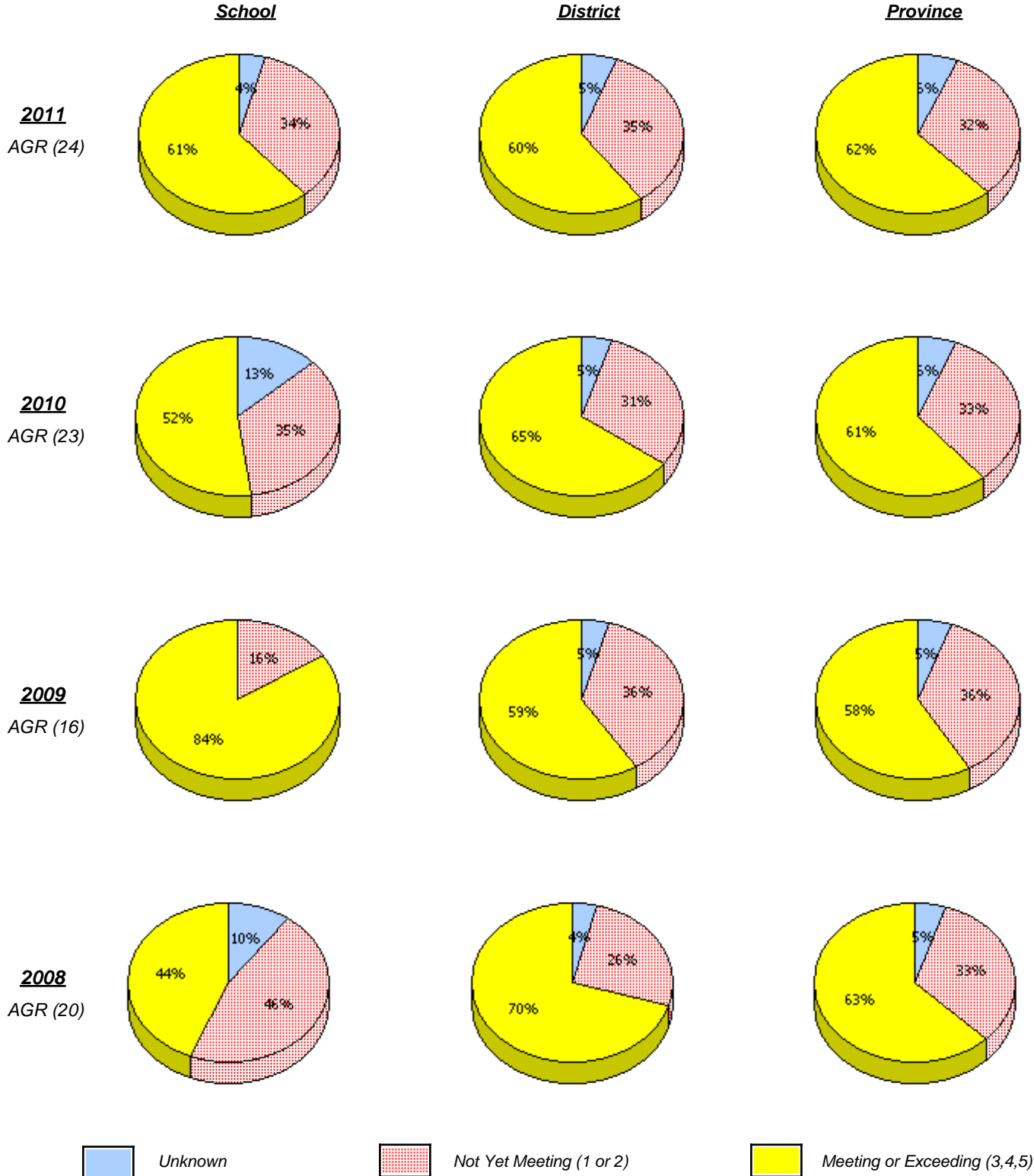
\* Number Operations score is composite of Reasoning, Communication, Connections and Representations, and Problem Solving.

Source: Division of Evaluation and Research, Department of Education

District 2 - Western

School #: 086 Gros Morne Academy

**Number Operations**



\* In some cases, CRT numbers may exceed AGR numbers based on late enrolments. Pie chart is based on the number of students who wrote the CRT.

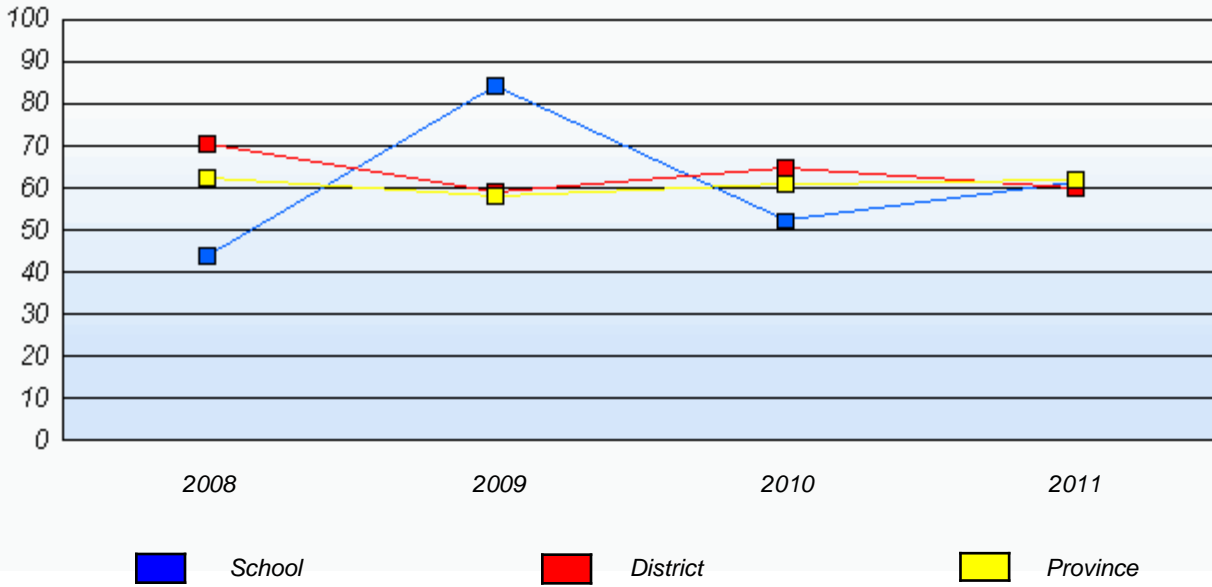
\* Number Operations score is composite of Reasoning, Communication, Connections and Representations, and Problem Solving.

Source: Division of Evaluation and Research, Department of Education

District 2 - Western

School #: 086      Gros Morne Academy

**Number Operations**  
 Percentage of students at level 3 or above (2008 - 2011)



\* In some cases, CRT numbers may exceed AGR numbers based on late enrolments. Pie chart is based on the number of students who wrote the CRT.

\* Number Operations score is composite of Reasoning, Communication, Connections and Representations, and Problem Solving.

Source: Division of Evaluation and Research, Department of Education

District 2 - Western

School #: 088 Main River Academy

**Number Operations**

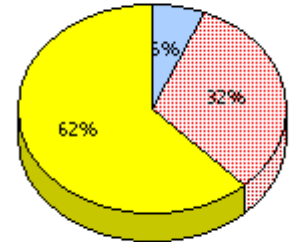
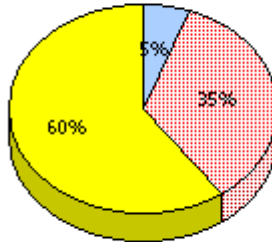
**School**

School data with 5 or fewer students withheld for reasons of confidentiality.

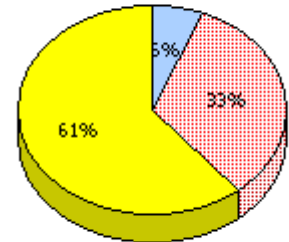
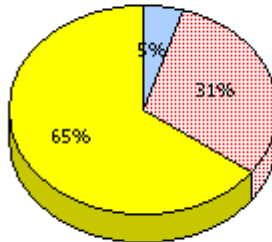
**District**

**Province**

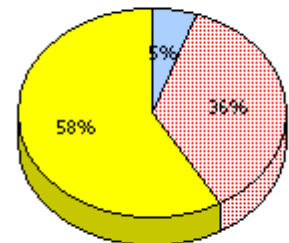
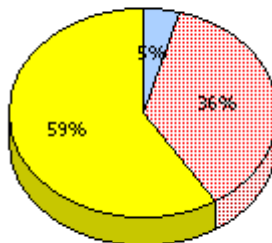
**2011**  
AGR (3)



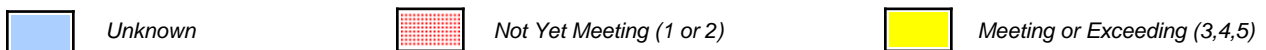
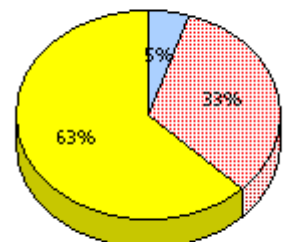
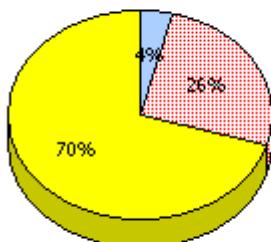
**2010**  
AGR (4)



**2009**  
AGR (5)



**2008**  
AGR (6)



\* In some cases, CRT numbers may exceed AGR numbers based on late enrolments. Pie chart is based on the number of students who wrote the CRT.

\* Number Operations score is composite of Reasoning, Communication, Connections and Representations, and Problem Solving.

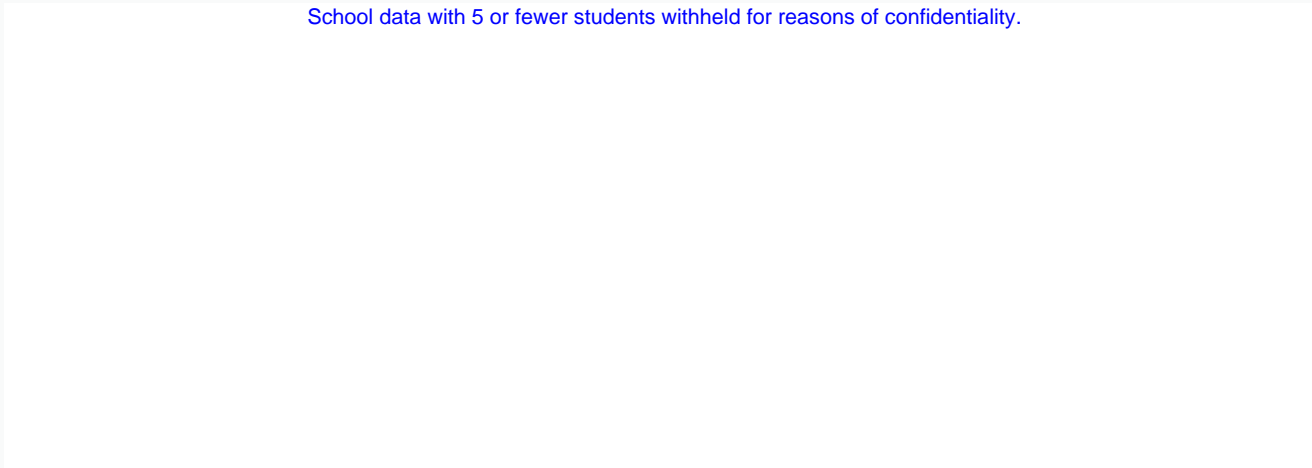
District 2 - Western

School #: 088 Main River Academy

### Number Operations

Percentage of students at level 3 or above (2008 - 2011)

School data with 5 or fewer students withheld for reasons of confidentiality.



2008

2009

2010

2011



School



District



Province

\* In some cases, CRT numbers may exceed AGR numbers based on late enrolments. Pie chart is based on the number of students who wrote the CRT.

\* Number Operations score is composite of Reasoning, Communication, Connections and Representations, and Problem Solving.

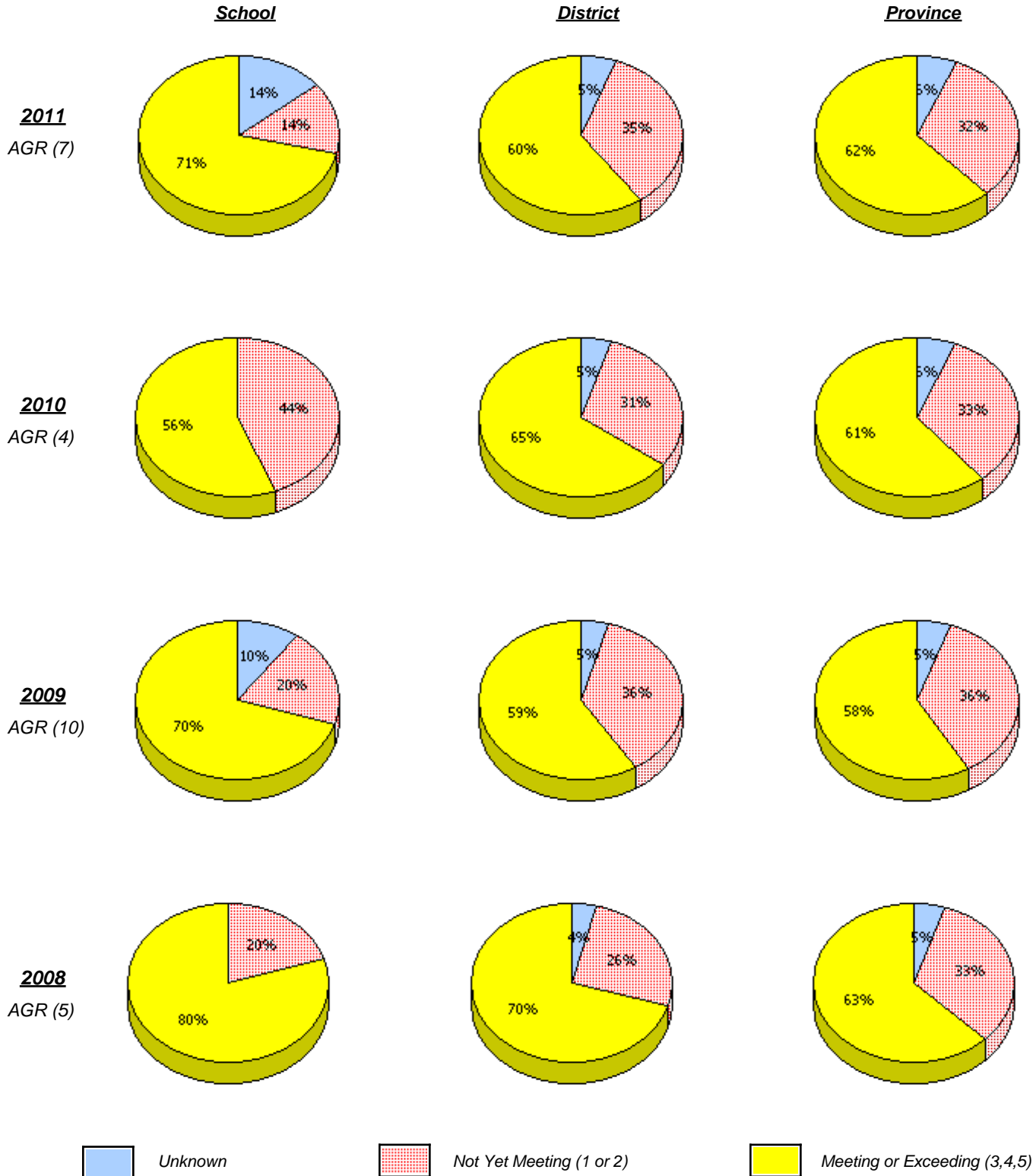
Source: Division of Evaluation and Research, Department of Education



District 2 - Western

School #: 089      Jakeman All Grade

**Number Operations**



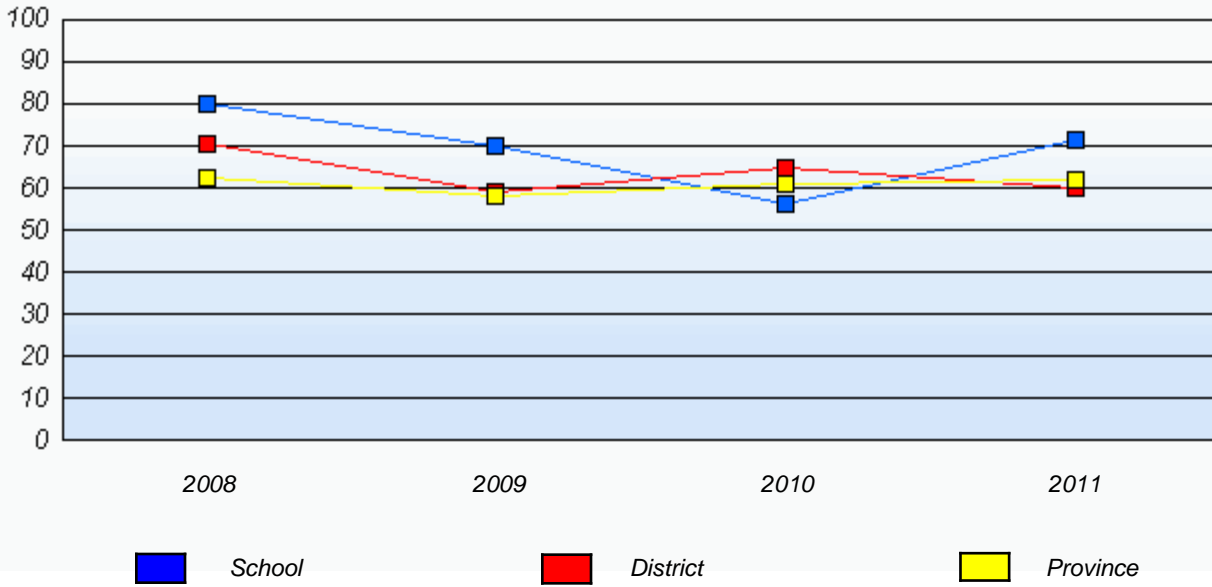
\* In some cases, CRT numbers may exceed AGR numbers based on late enrolments. Pie chart is based on the number of students who wrote the CRT.

\* Number Operations score is composite of Reasoning, Communication, Connections and Representations, and Problem Solving.

District 2 - Western

School #: 089      Jakeman All Grade

**Number Operations**  
 Percentage of students at level 3 or above (2008 - 2011)



\* In some cases, CRT numbers may exceed AGR numbers based on late enrolments. Pie chart is based on the number of students who wrote the CRT.

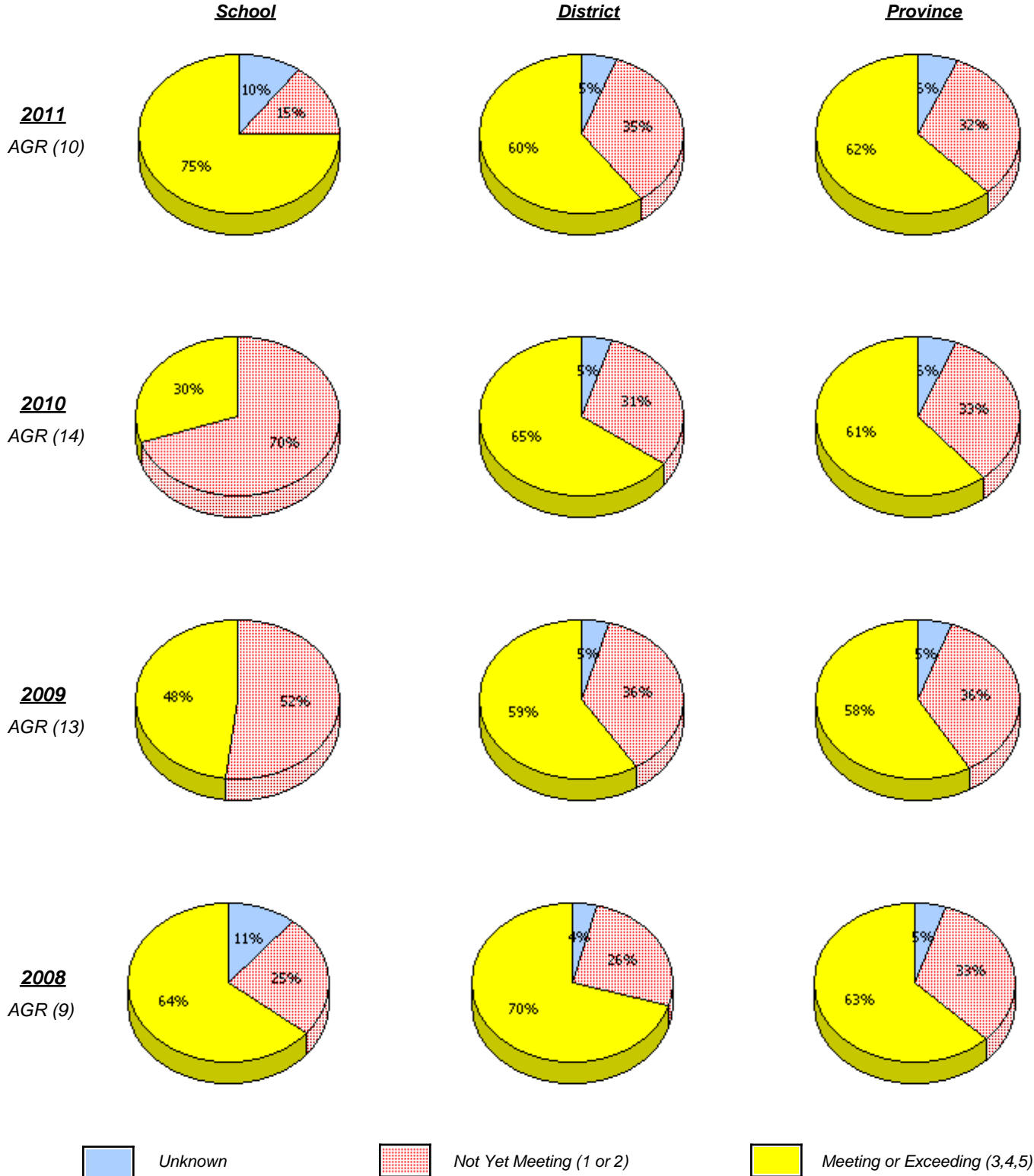
\* Number Operations score is composite of Reasoning, Communication, Connections and Representations, and Problem Solving.

Source: Division of Evaluation and Research, Department of Education

District 2 - Western

School #: 091      Burgeo Academy

**Number Operations**



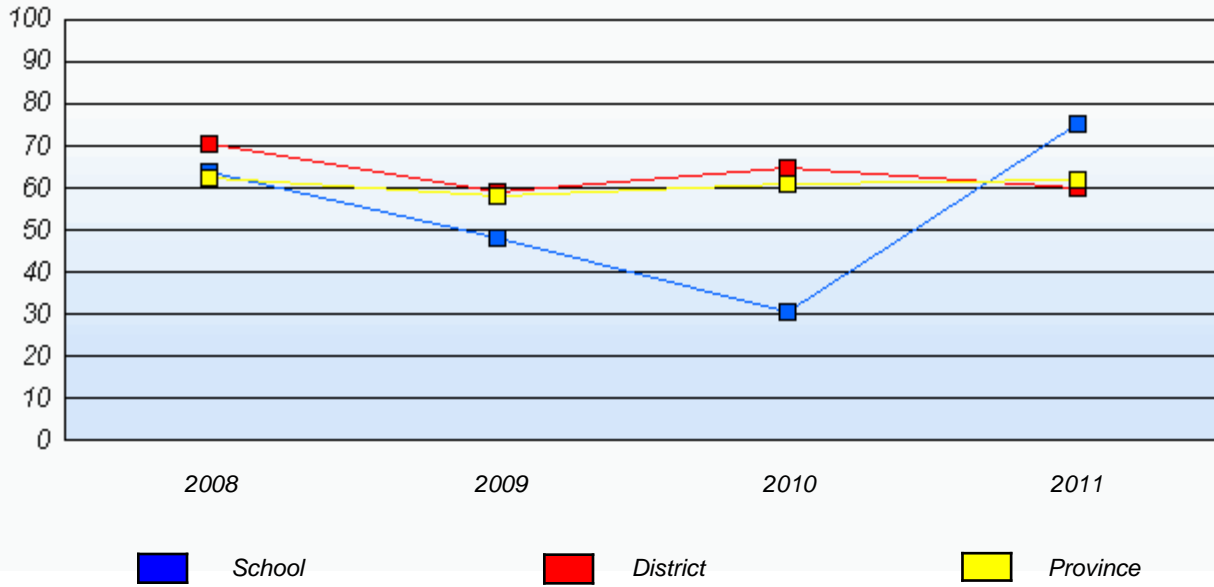
\* In some cases, CRT numbers may exceed AGR numbers based on late enrolments. Pie chart is based on the number of students who wrote the CRT.

\* Number Operations score is composite of Reasoning, Communication, Connections and Representations, and Problem Solving.

District 2 - Western

School #: 091      Burgeo Academy

**Number Operations**  
 Percentage of students at level 3 or above (2008 - 2011)



\* In some cases, CRT numbers may exceed AGR numbers based on late enrolments. Pie chart is based on the number of students who wrote the CRT.

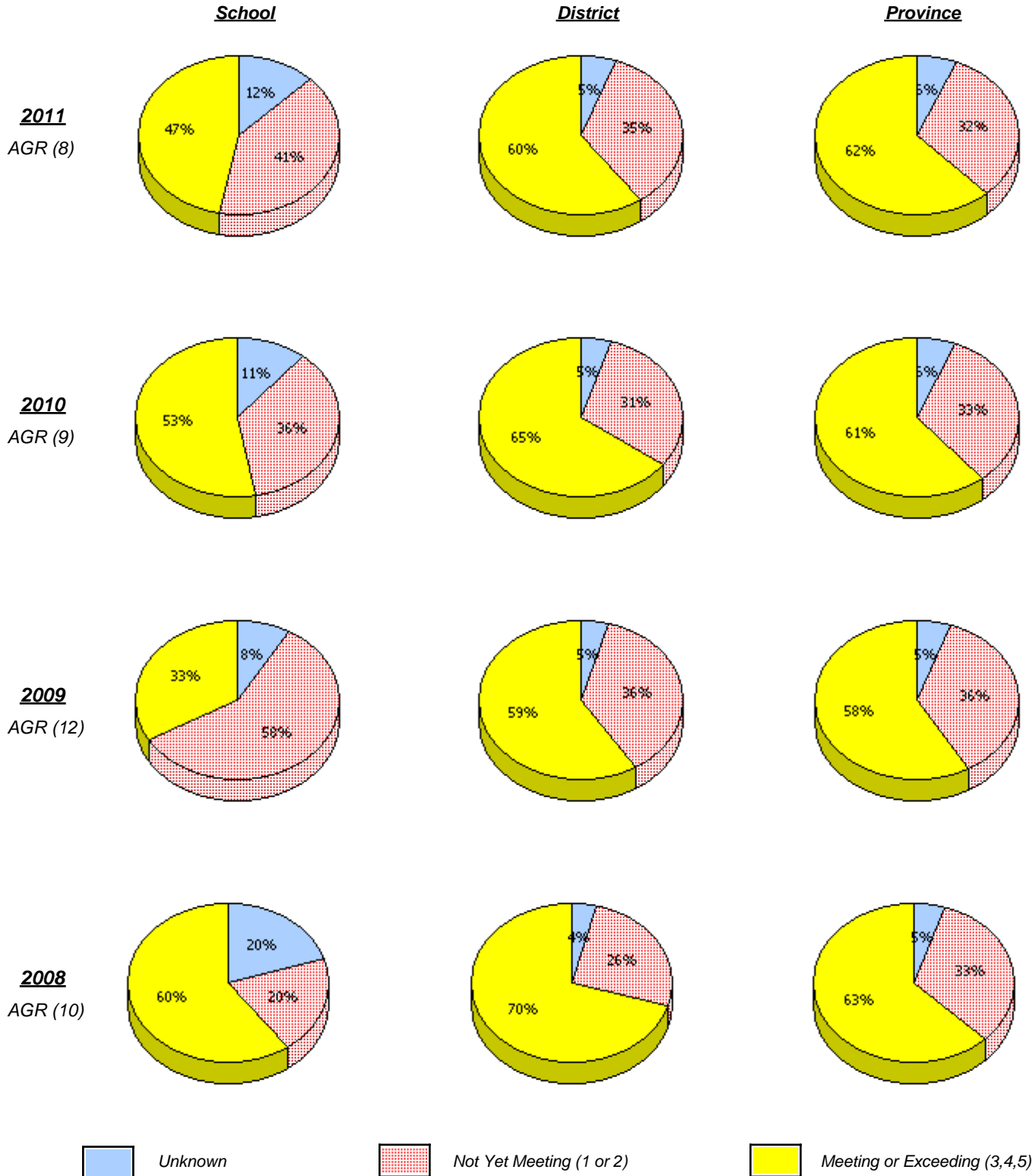
\* Number Operations score is composite of Reasoning, Communication, Connections and Representations, and Problem Solving.

Source: Division of Evaluation and Research, Department of Education

District 2 - Western

School #: 092      Grandy's River Collegiate

**Number Operations**



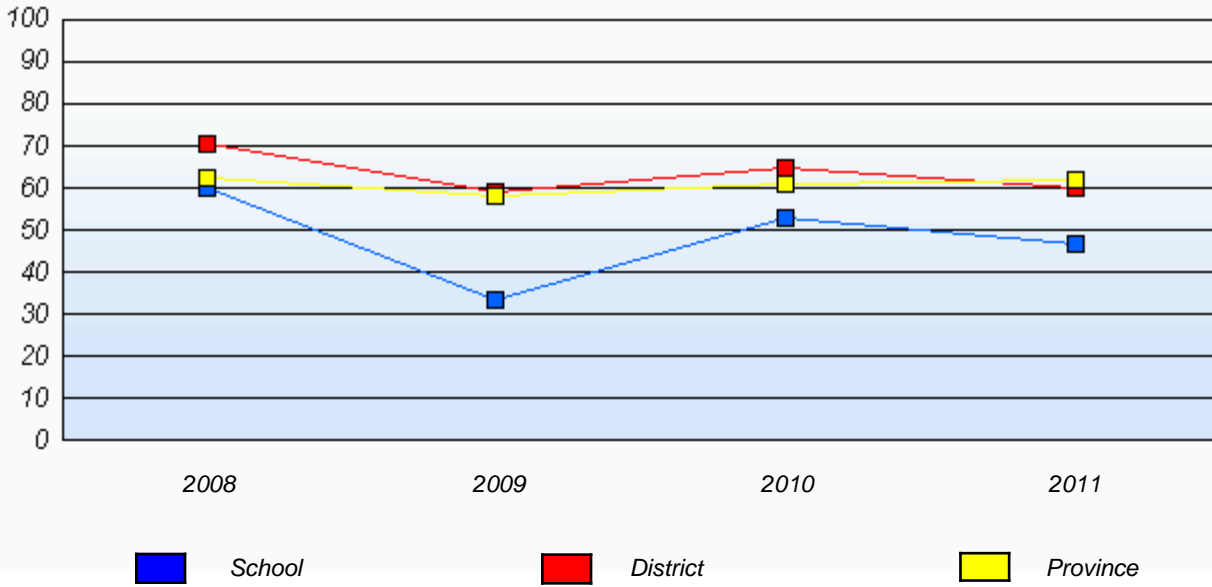
\* In some cases, CRT numbers may exceed AGR numbers based on late enrolments. Pie chart is based on the number of students who wrote the CRT.

\* Number Operations score is composite of Reasoning, Communication, Connections and Representations, and Problem Solving.

District 2 - Western

School #: 092      Grandy's River Collegiate

**Number Operations**  
 Percentage of students at level 3 or above (2008 - 2011)



\* In some cases, CRT numbers may exceed AGR numbers based on late enrolments. Pie chart is based on the number of students who wrote the CRT.

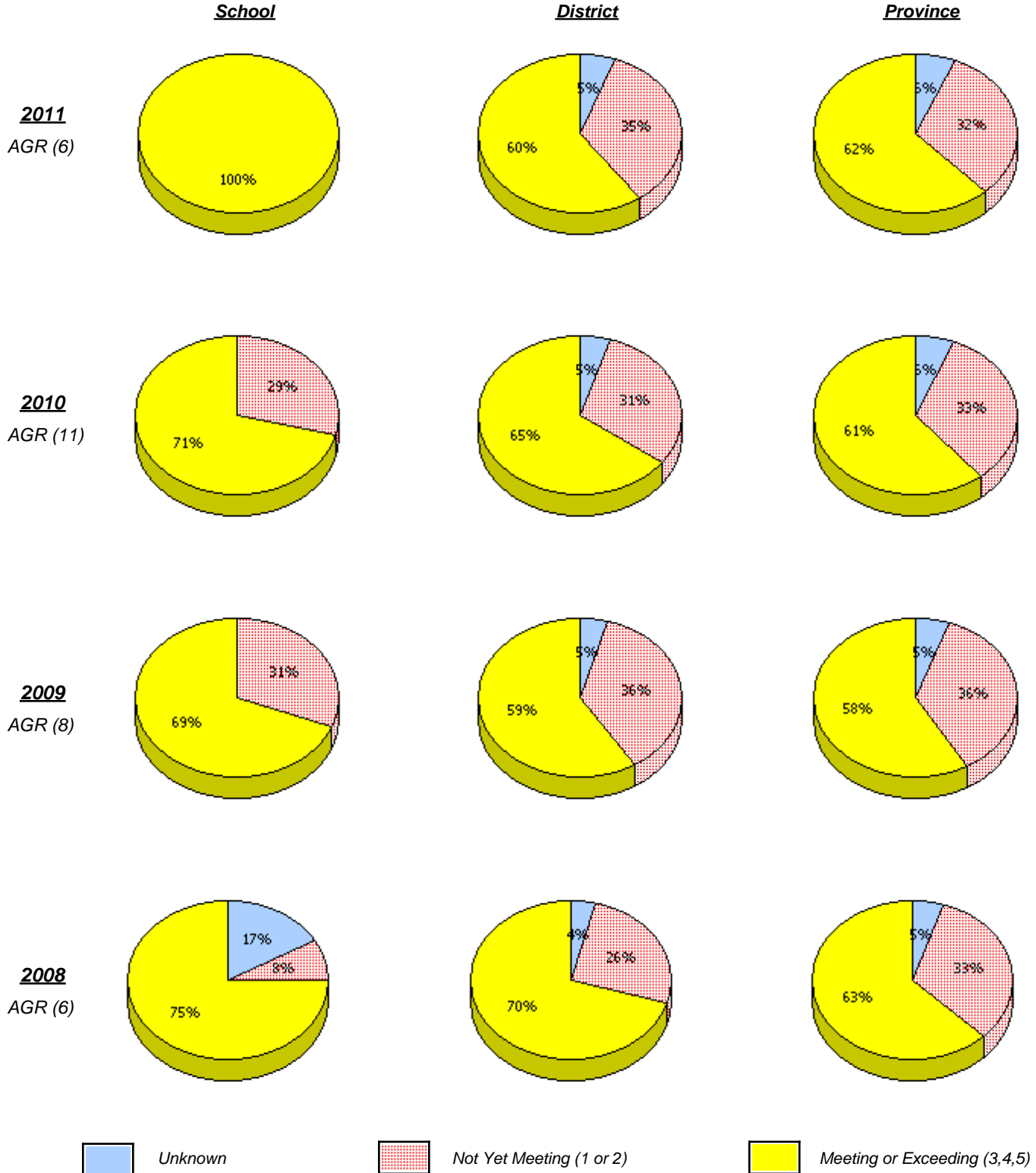
\* Number Operations score is composite of Reasoning, Communication, Connections and Representations, and Problem Solving.

Source: Division of Evaluation and Research, Department of Education

District 2 - Western

School #: 096      Our Lady of the Cape School

**Number Operations**



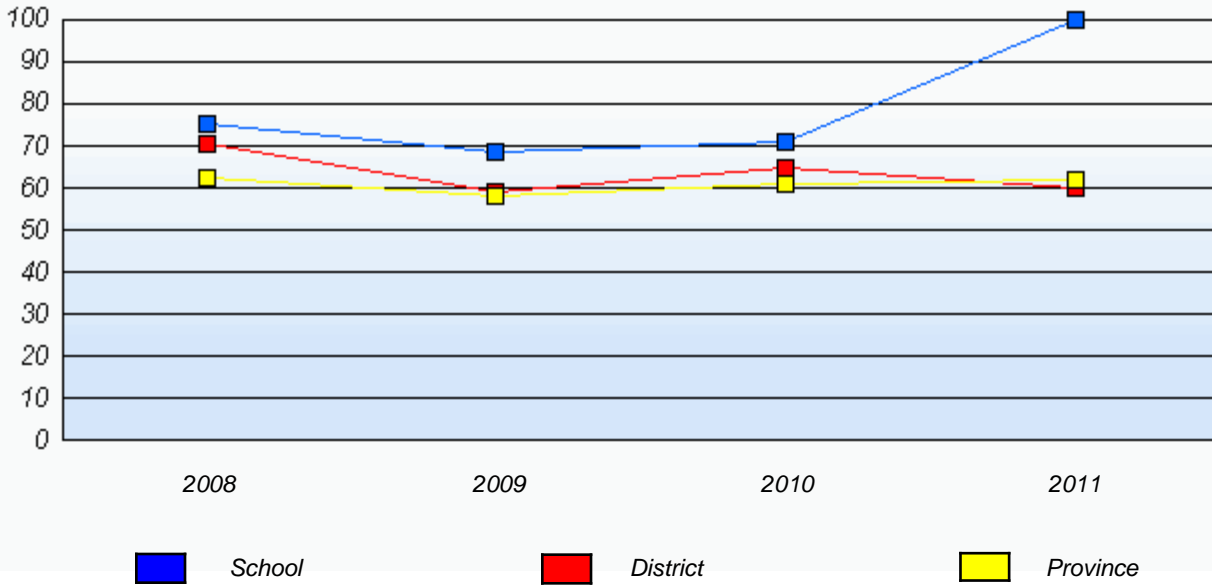
\* In some cases, CRT numbers may exceed AGR numbers based on late enrolments. Pie chart is based on the number of students who wrote the CRT.

\* Number Operations score is composite of Reasoning, Communication, Connections and Representations, and Problem Solving.

District 2 - Western

School #: 096      Our Lady of the Cape School

**Number Operations**  
 Percentage of students at level 3 or above (2008 - 2011)



\* In some cases, CRT numbers may exceed AGR numbers based on late enrolments. Pie chart is based on the number of students who wrote the CRT.

\* Number Operations score is composite of Reasoning, Communication, Connections and Representations, and Problem Solving.

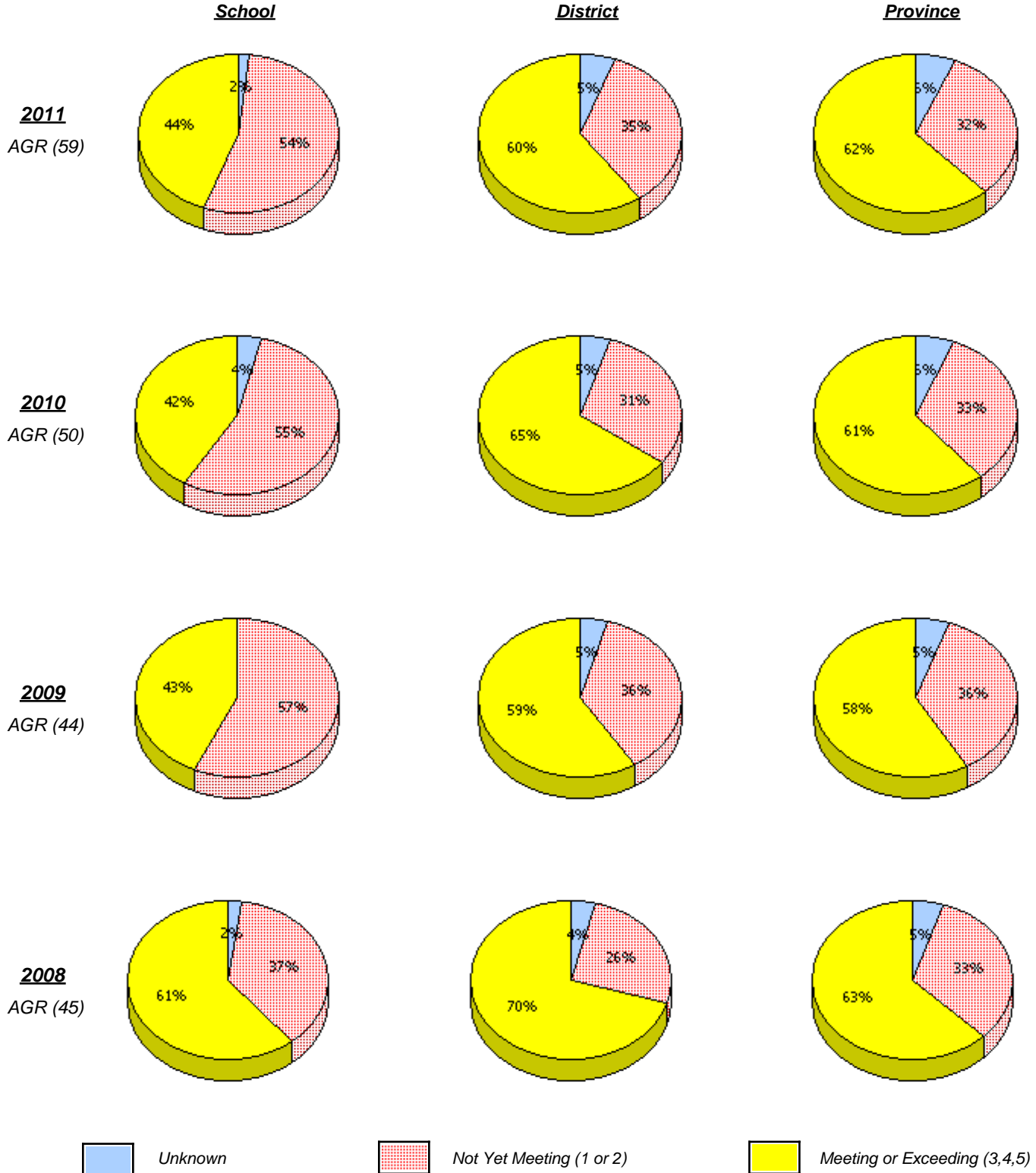
Source: Division of Evaluation and Research, Department of Education



District 2 - Western

School #: 097 St. James' Elementary

**Number Operations**



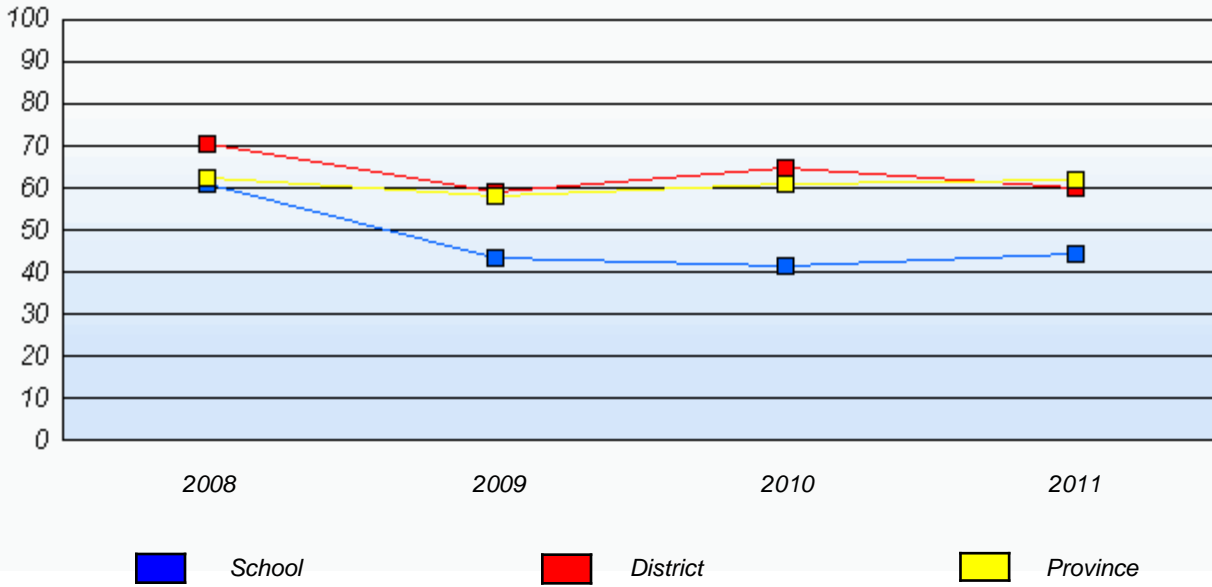
\* In some cases, CRT numbers may exceed AGR numbers based on late enrolments. Pie chart is based on the number of students who wrote the CRT.

\* Number Operations score is composite of Reasoning, Communication, Connections and Representations, and Problem Solving.

District 2 - Western

School #: 097      St. James' Elementary

**Number Operations**  
 Percentage of students at level 3 or above (2008 - 2011)



\* In some cases, CRT numbers may exceed AGR numbers based on late enrolments. Pie chart is based on the number of students who wrote the CRT.

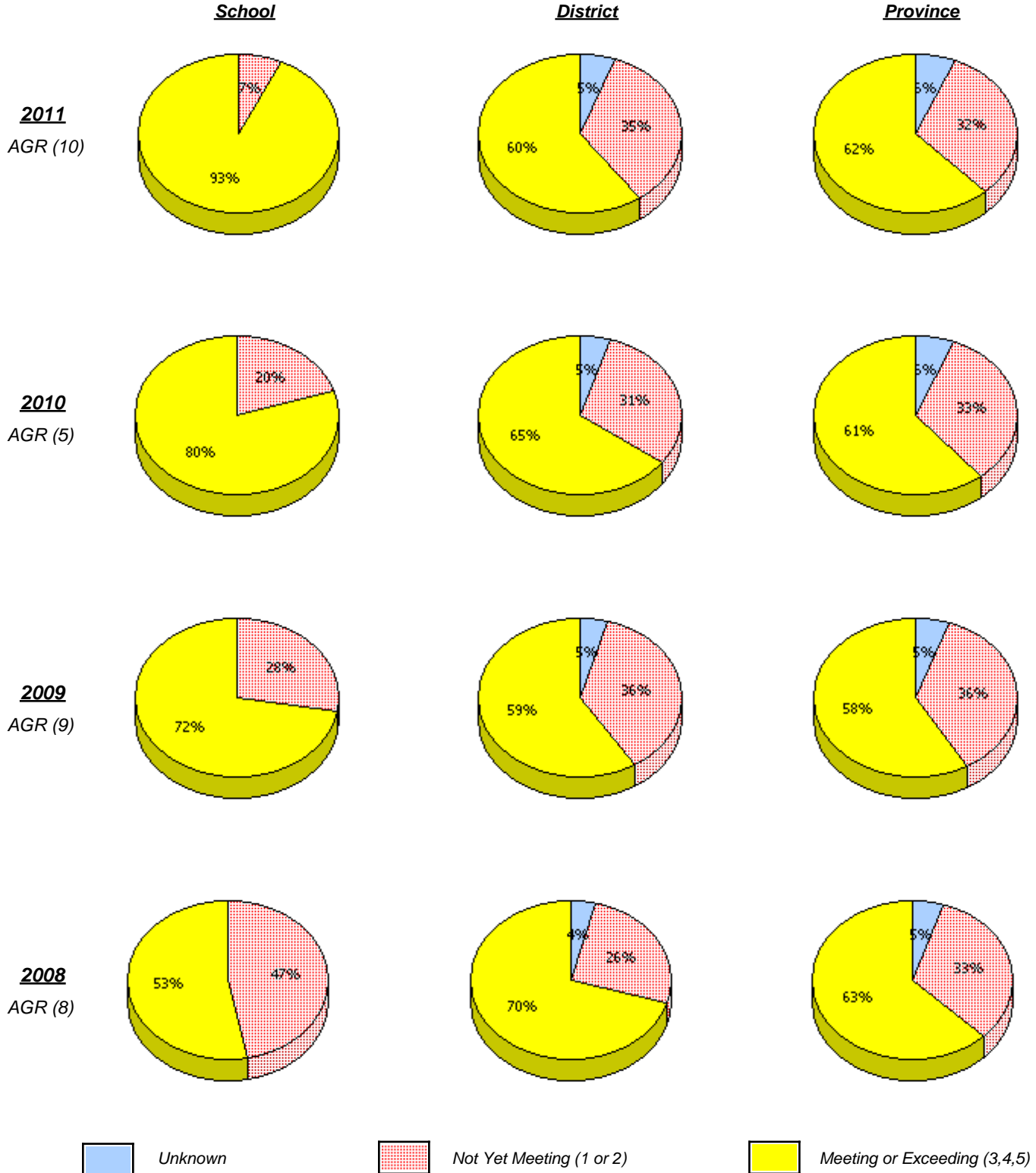
\* Number Operations score is composite of Reasoning, Communication, Connections and Representations, and Problem Solving.

Source: Division of Evaluation and Research, Department of Education

District 2 - Western

School #: 103      LeGallais Memorial

**Number Operations**



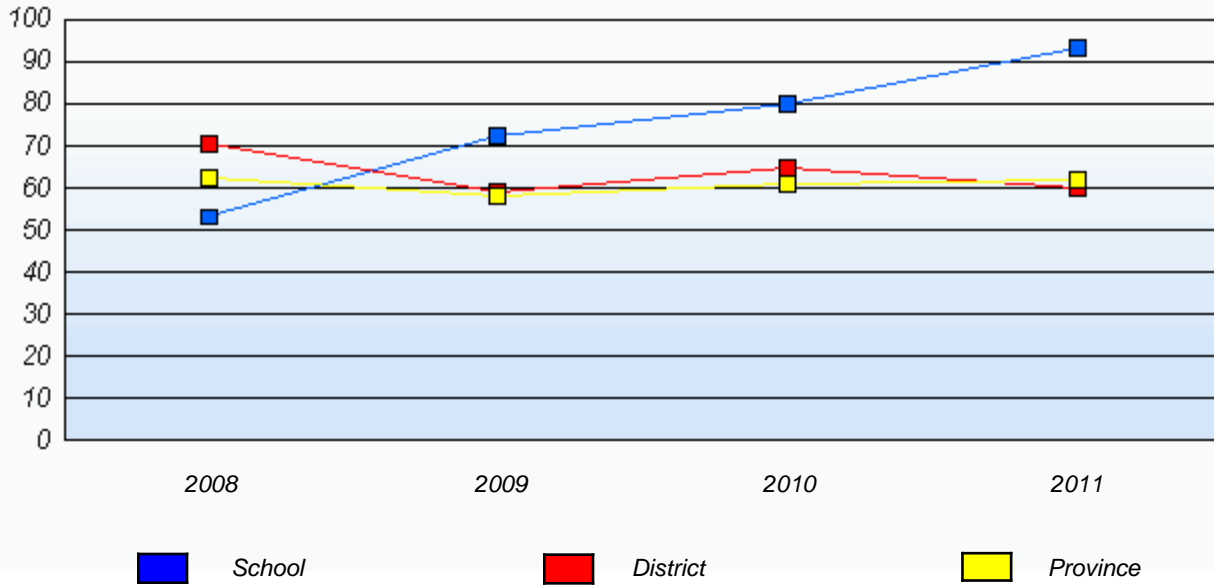
\* In some cases, CRT numbers may exceed AGR numbers based on late enrolments. Pie chart is based on the number of students who wrote the CRT.

\* Number Operations score is composite of Reasoning, Communication, Connections and Representations, and Problem Solving.

District 2 - Western

School #: 103      LeGallais Memorial

**Number Operations**  
 Percentage of students at level 3 or above (2008 - 2011)



\* In some cases, CRT numbers may exceed AGR numbers based on late enrolments. Pie chart is based on the number of students who wrote the CRT.

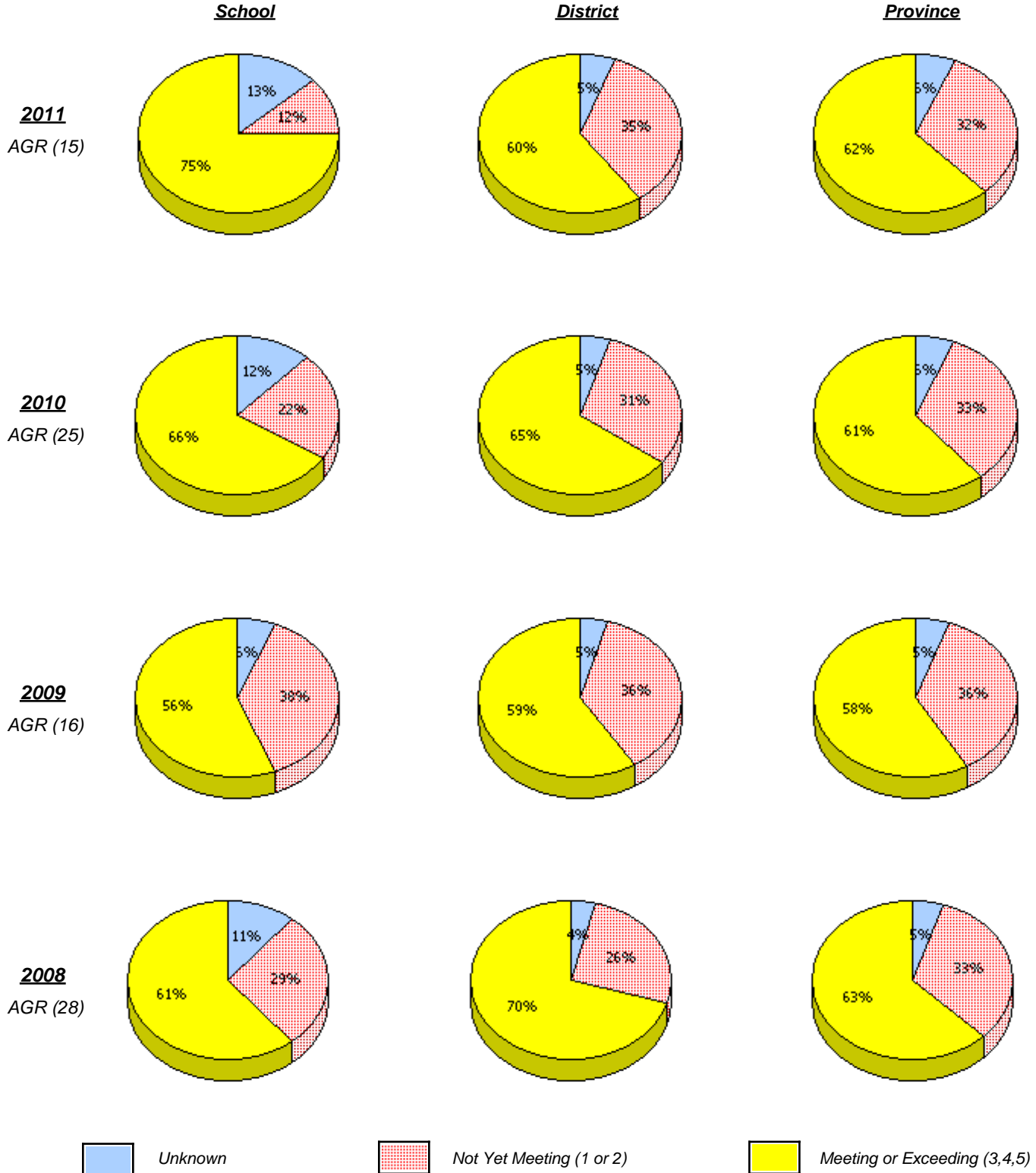
\* Number Operations score is composite of Reasoning, Communication, Connections and Representations, and Problem Solving.

Source: Division of Evaluation and Research, Department of Education

District 2 - Western

School #: 106      Lourdes Elementary

**Number Operations**



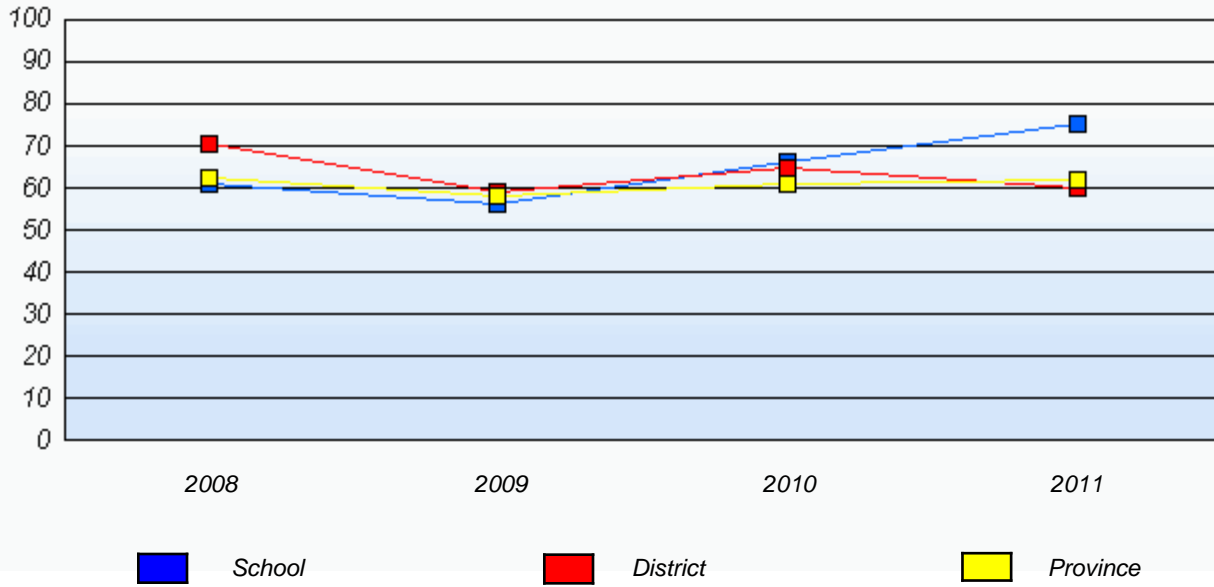
\* In some cases, CRT numbers may exceed AGR numbers based on late enrolments. Pie chart is based on the number of students who wrote the CRT.

\* Number Operations score is composite of Reasoning, Communication, Connections and Representations, and Problem Solving.

District 2 - Western

School #: 106      Lourdes Elementary

**Number Operations**  
 Percentage of students at level 3 or above (2008 - 2011)



\* In some cases, CRT numbers may exceed AGR numbers based on late enrolments. Pie chart is based on the number of students who wrote the CRT.

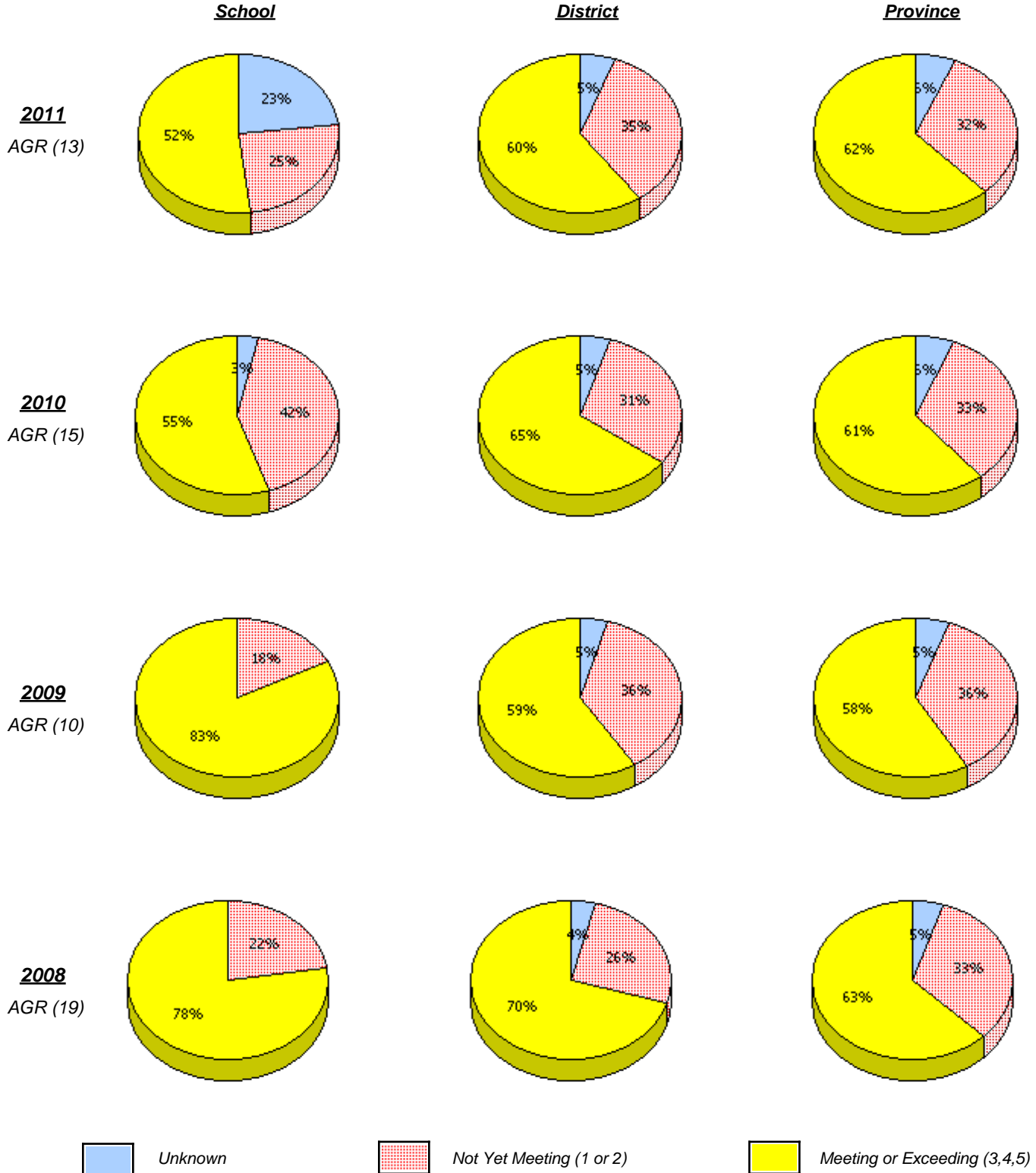
\* Number Operations score is composite of Reasoning, Communication, Connections and Representations, and Problem Solving.

Source: Division of Evaluation and Research, Department of Education

District 2 - Western

School #: 111 St. Thomas Aquinas

**Number Operations**



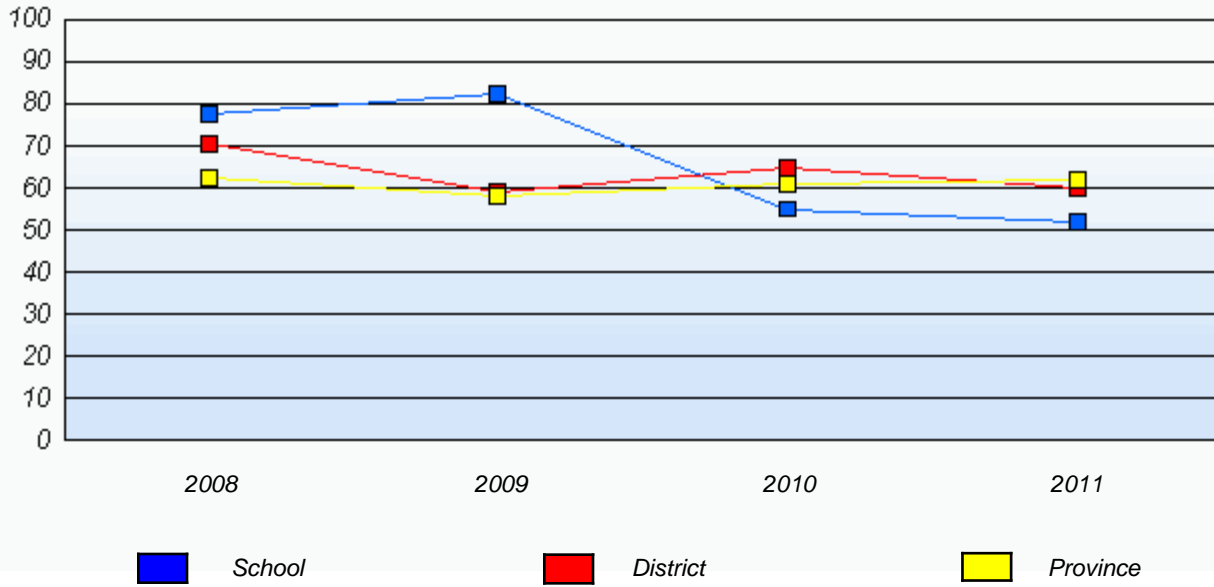
\* In some cases, CRT numbers may exceed AGR numbers based on late enrolments. Pie chart is based on the number of students who wrote the CRT.

\* Number Operations score is composite of Reasoning, Communication, Connections and Representations, and Problem Solving.

District 2 - Western

School #: 111      St. Thomas Aquinas

**Number Operations**  
 Percentage of students at level 3 or above (2008 - 2011)



\* In some cases, CRT numbers may exceed AGR numbers based on late enrolments. Pie chart is based on the number of students who wrote the CRT.

\* Number Operations score is composite of Reasoning, Communication, Connections and Representations, and Problem Solving.

Source: Division of Evaluation and Research, Department of Education



District 2 - Western

School #: 113      St. Boniface All Grade

**Number Operations**

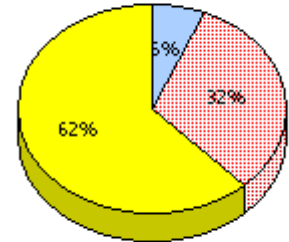
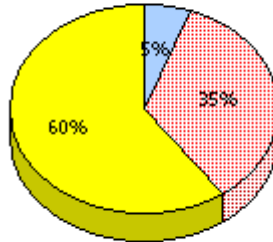
**School**

School data with 5 or fewer students withheld for reasons of confidentiality.

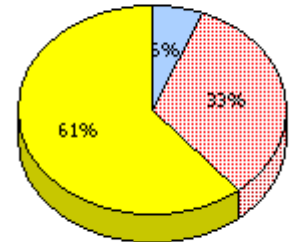
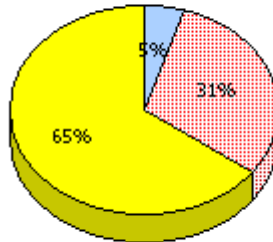
**District**

**Province**

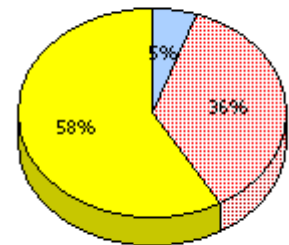
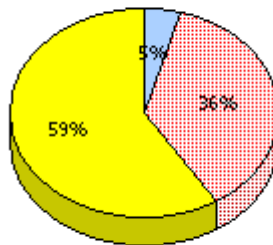
**2011**  
AGR (4)



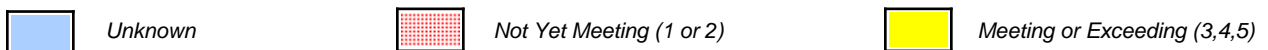
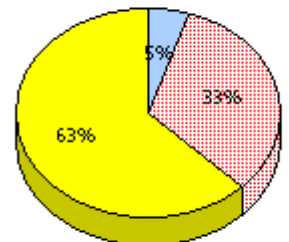
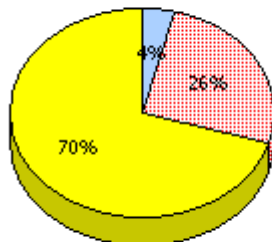
**2010**  
AGR (3)



**2009**  
AGR (5)



**2008**  
AGR (8)



\* In some cases, CRT numbers may exceed AGR numbers based on late enrolments. Pie chart is based on the number of students who wrote the CRT.

\* Number Operations score is composite of Reasoning, Communication, Connections and Representations, and Problem Solving.

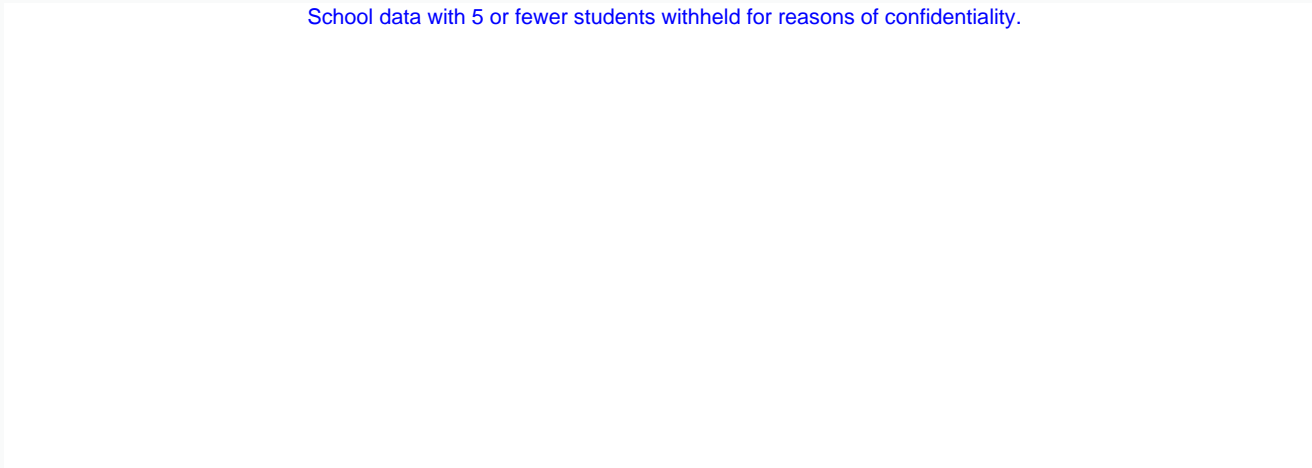
District 2 - Western

School #: 113 St. Boniface All Grade

### Number Operations

Percentage of students at level 3 or above (2008 - 2011)

School data with 5 or fewer students withheld for reasons of confidentiality.



2008

2009

2010

2011



School



District



Province

\* In some cases, CRT numbers may exceed AGR numbers based on late enrolments. Pie chart is based on the number of students who wrote the CRT.

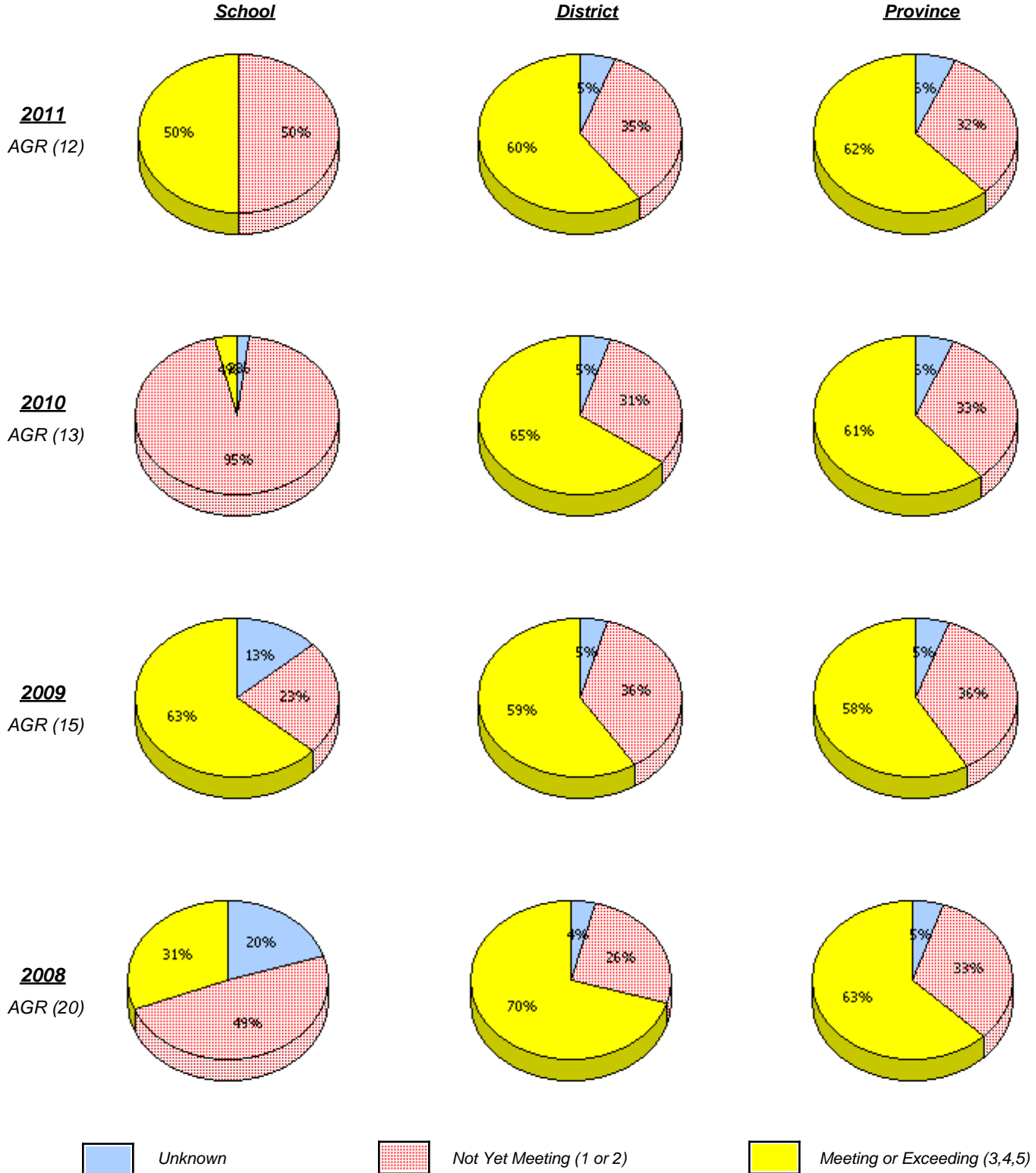
\* Number Operations score is composite of Reasoning, Communication, Connections and Representations, and Problem Solving.

Source: Division of Evaluation and Research, Department of Education

District 2 - Western

School #: 115      Our Lady of Mercy Elementary

**Number Operations**



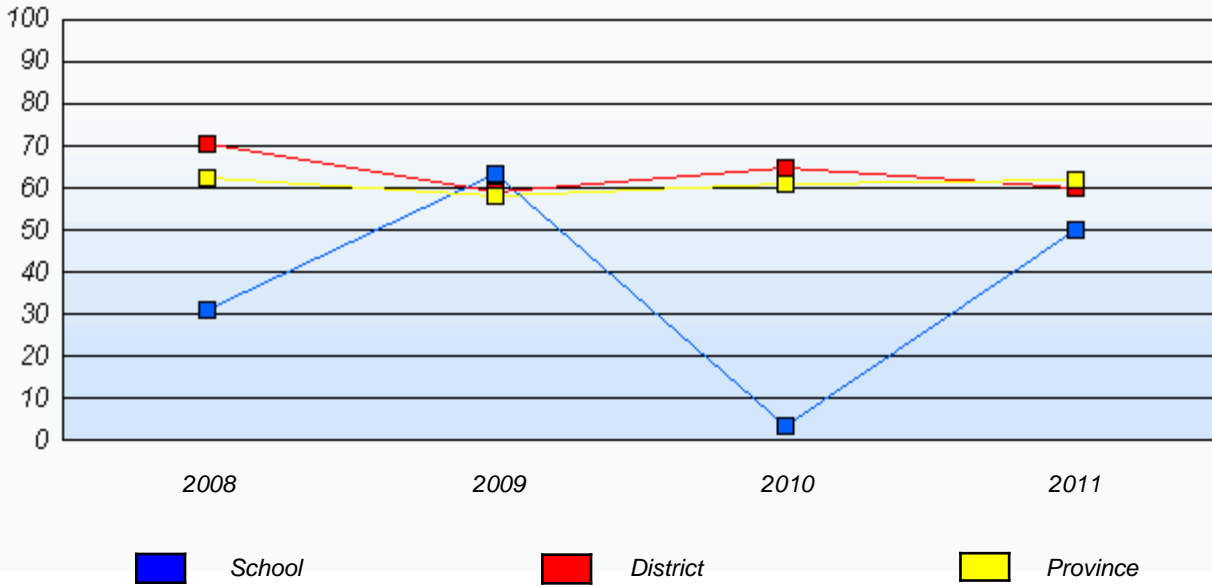
\* In some cases, CRT numbers may exceed AGR numbers based on late enrolments. Pie chart is based on the number of students who wrote the CRT.

\* Number Operations score is composite of Reasoning, Communication, Connections and Representations, and Problem Solving.

District 2 - Western

School #: 115      Our Lady of Mercy Elementary

**Number Operations**  
 Percentage of students at level 3 or above (2008 - 2011)



\* In some cases, CRT numbers may exceed AGR numbers based on late enrolments. Pie chart is based on the number of students who wrote the CRT.

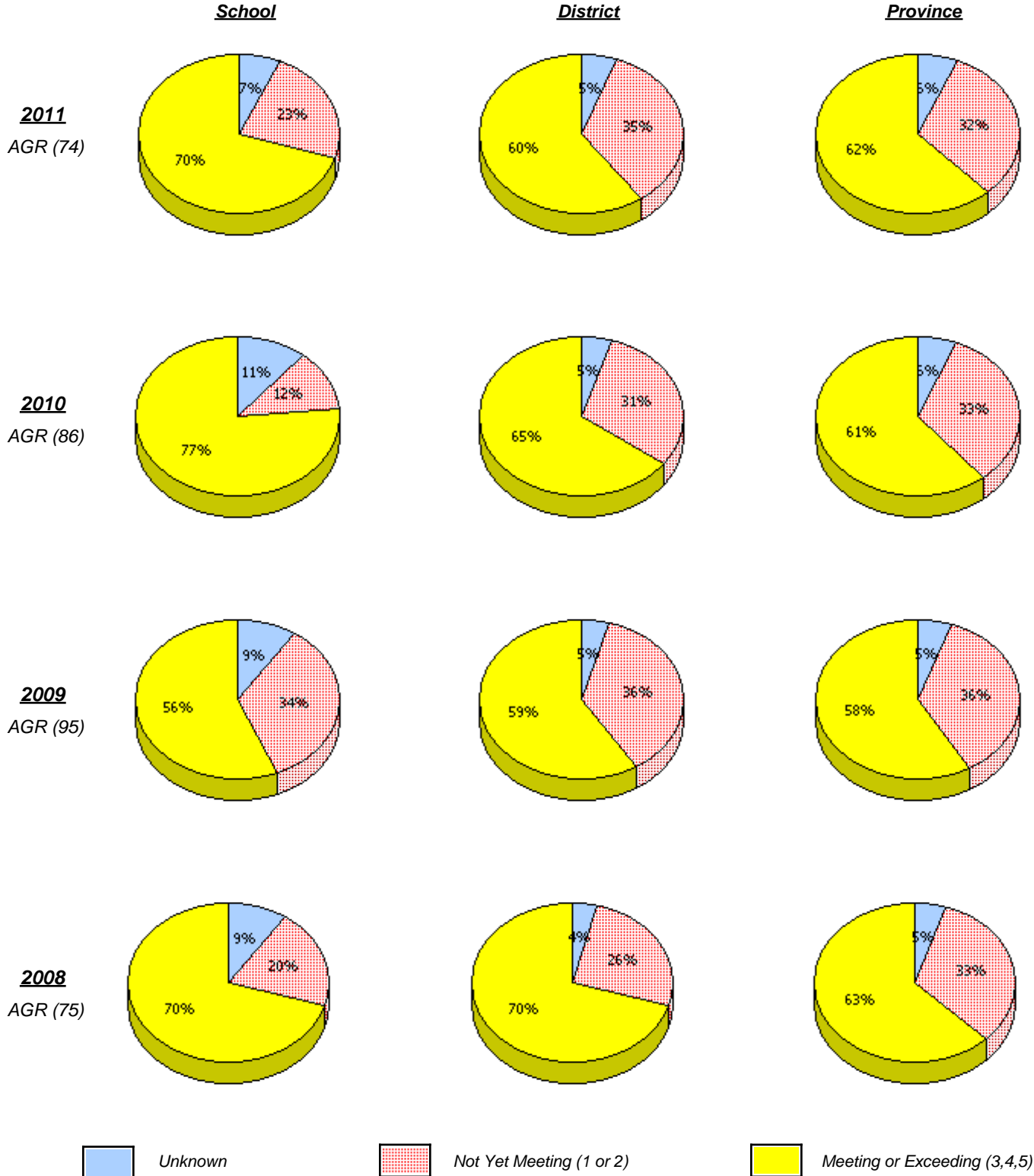
\* Number Operations score is composite of Reasoning, Communication, Connections and Representations, and Problem Solving.

Source: Division of Evaluation and Research, Department of Education

District 2 - Western

School #: 120      Stephenville Primary

**Number Operations**



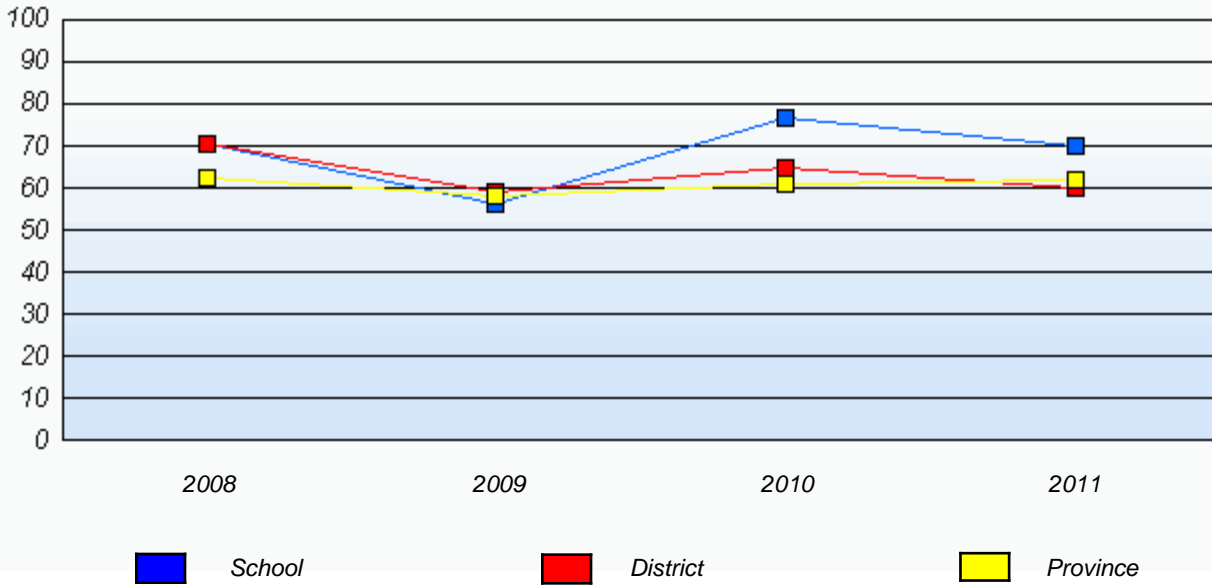
\* In some cases, CRT numbers may exceed AGR numbers based on late enrolments. Pie chart is based on the number of students who wrote the CRT.

\* Number Operations score is composite of Reasoning, Communication, Connections and Representations, and Problem Solving.

District 2 - Western

School #: 120      Stephenville Primary

**Number Operations**  
 Percentage of students at level 3 or above (2008 - 2011)



\* In some cases, CRT numbers may exceed AGR numbers based on late enrolments. Pie chart is based on the number of students who wrote the CRT.

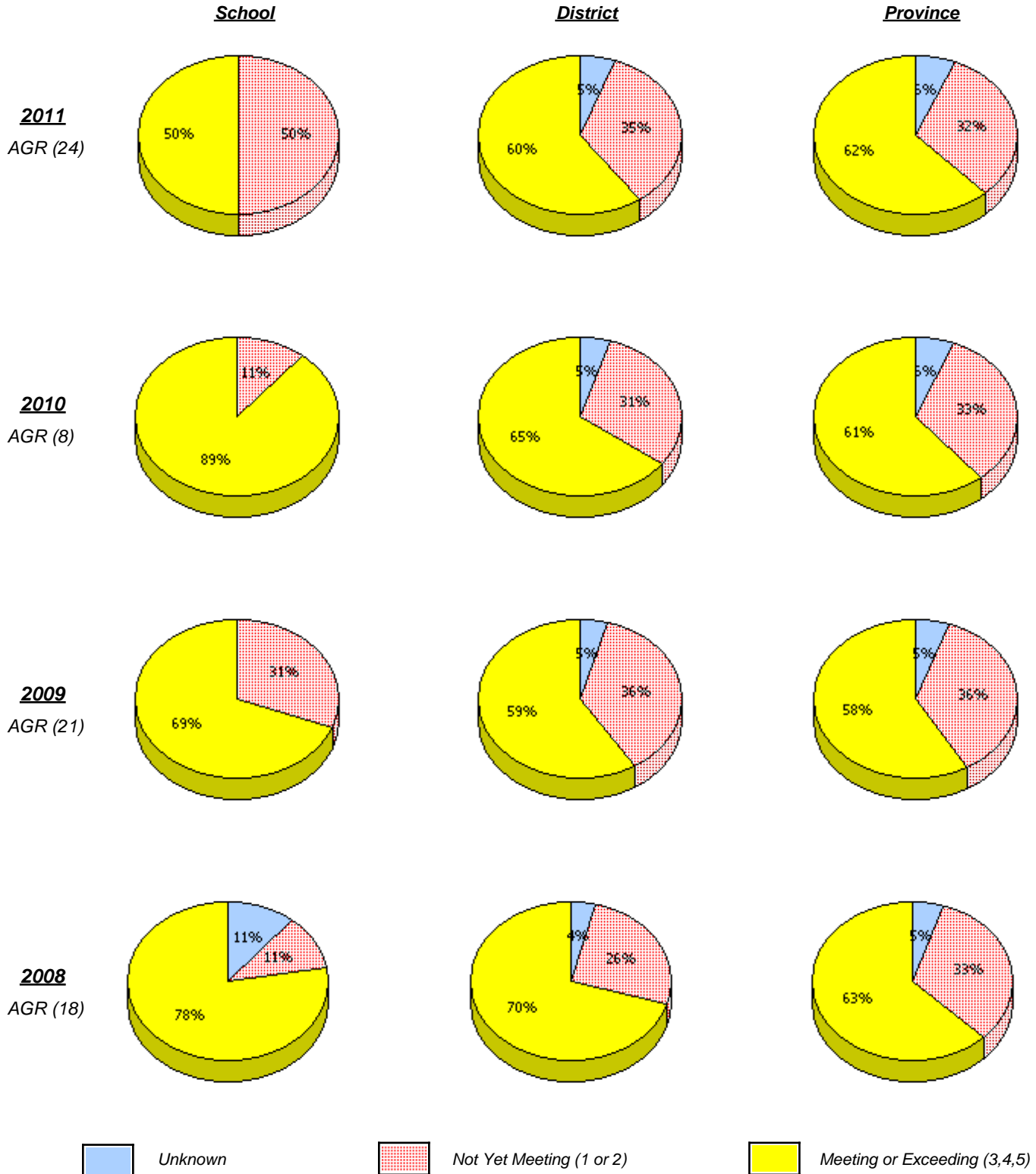
\* Number Operations score is composite of Reasoning, Communication, Connections and Representations, and Problem Solving.

Source: Division of Evaluation and Research, Department of Education

District 2 - Western

School #: 123      St. Michael's Elementary

**Number Operations**



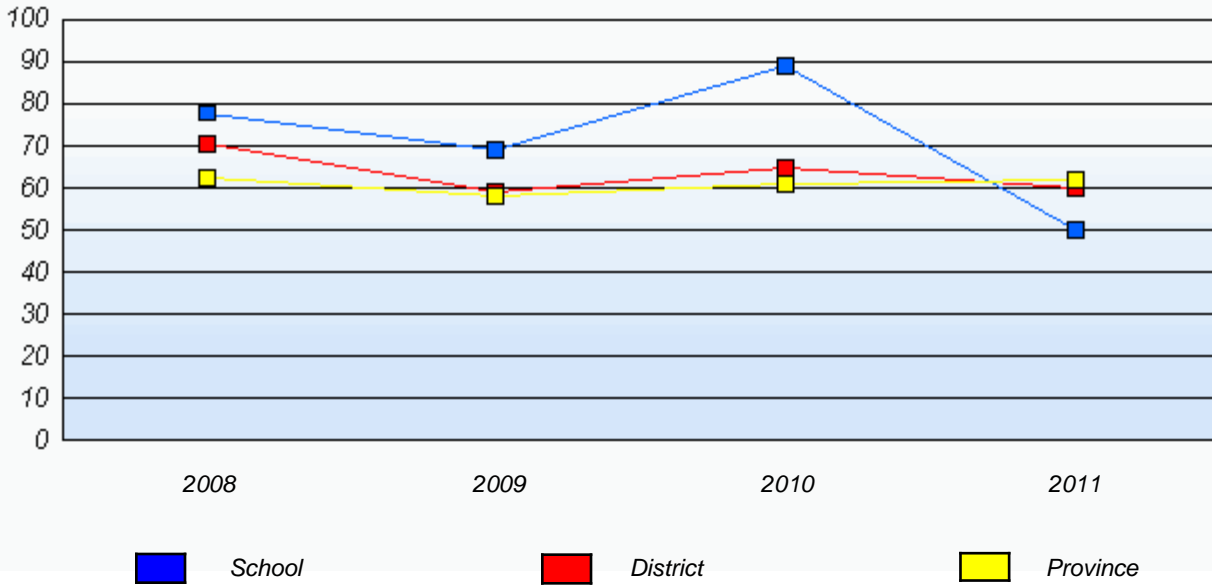
\* In some cases, CRT numbers may exceed AGR numbers based on late enrolments. Pie chart is based on the number of students who wrote the CRT.

\* Number Operations score is composite of Reasoning, Communication, Connections and Representations, and Problem Solving.

District 2 - Western

School #: 123      St. Michael's Elementary

**Number Operations**  
 Percentage of students at level 3 or above (2008 - 2011)



\* In some cases, CRT numbers may exceed AGR numbers based on late enrolments. Pie chart is based on the number of students who wrote the CRT.

\* Number Operations score is composite of Reasoning, Communication, Connections and Representations, and Problem Solving.

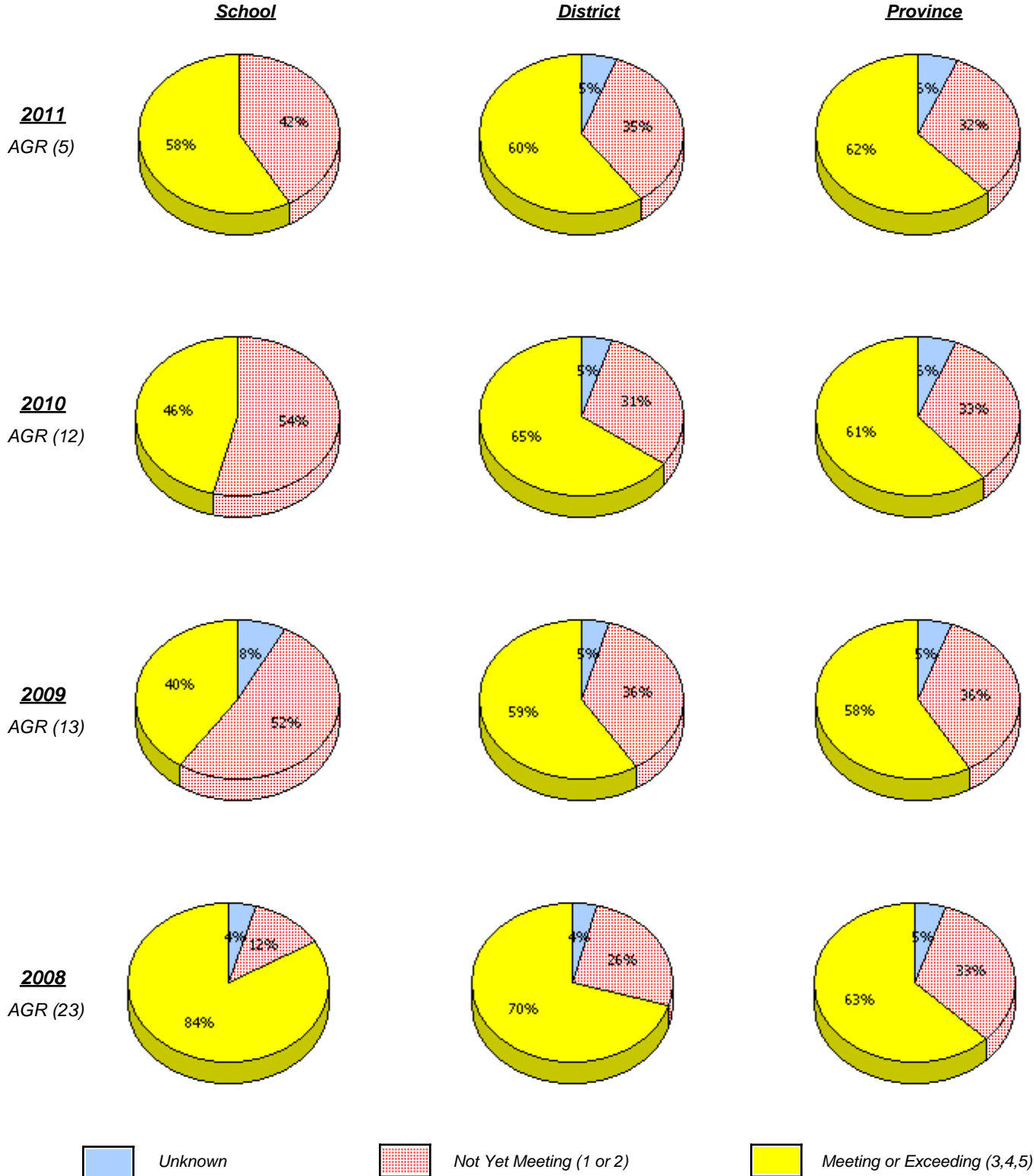
Source: Division of Evaluation and Research, Department of Education



District 2 - Western

School #: 388 Long Range Academy

**Number Operations**



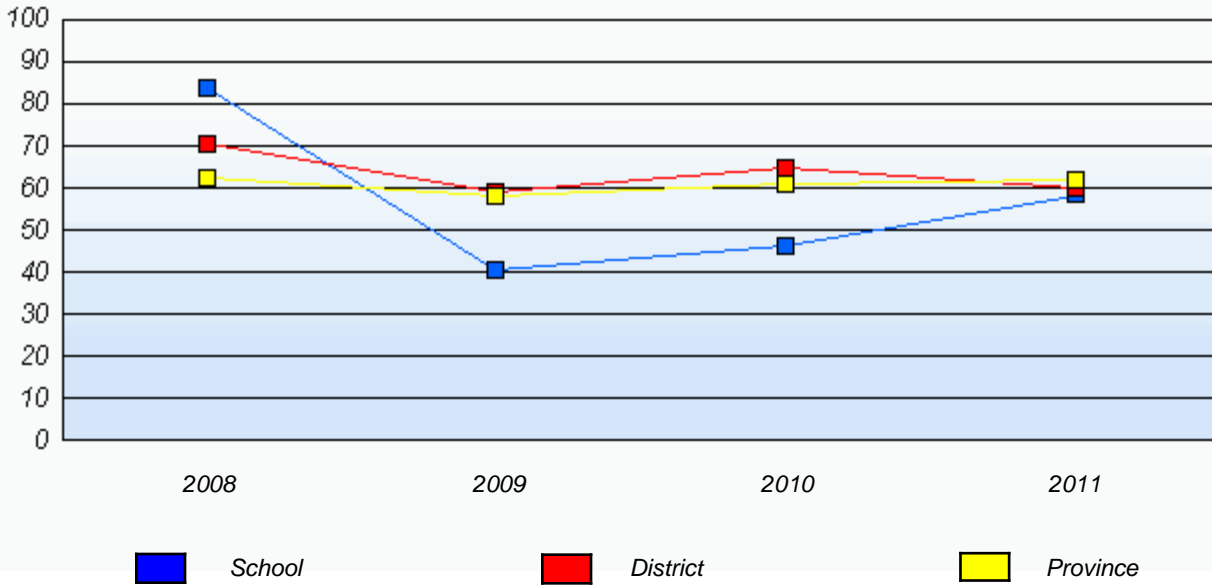
\* In some cases, CRT numbers may exceed AGR numbers based on late enrolments. Pie chart is based on the number of students who wrote the CRT.

\* Number Operations score is composite of Reasoning, Communication, Connections and Representations, and Problem Solving.

District 2 - Western

School #: 388      Long Range Academy

**Number Operations**  
 Percentage of students at level 3 or above (2008 - 2011)



\* In some cases, CRT numbers may exceed AGR numbers based on late enrolments. Pie chart is based on the number of students who wrote the CRT.

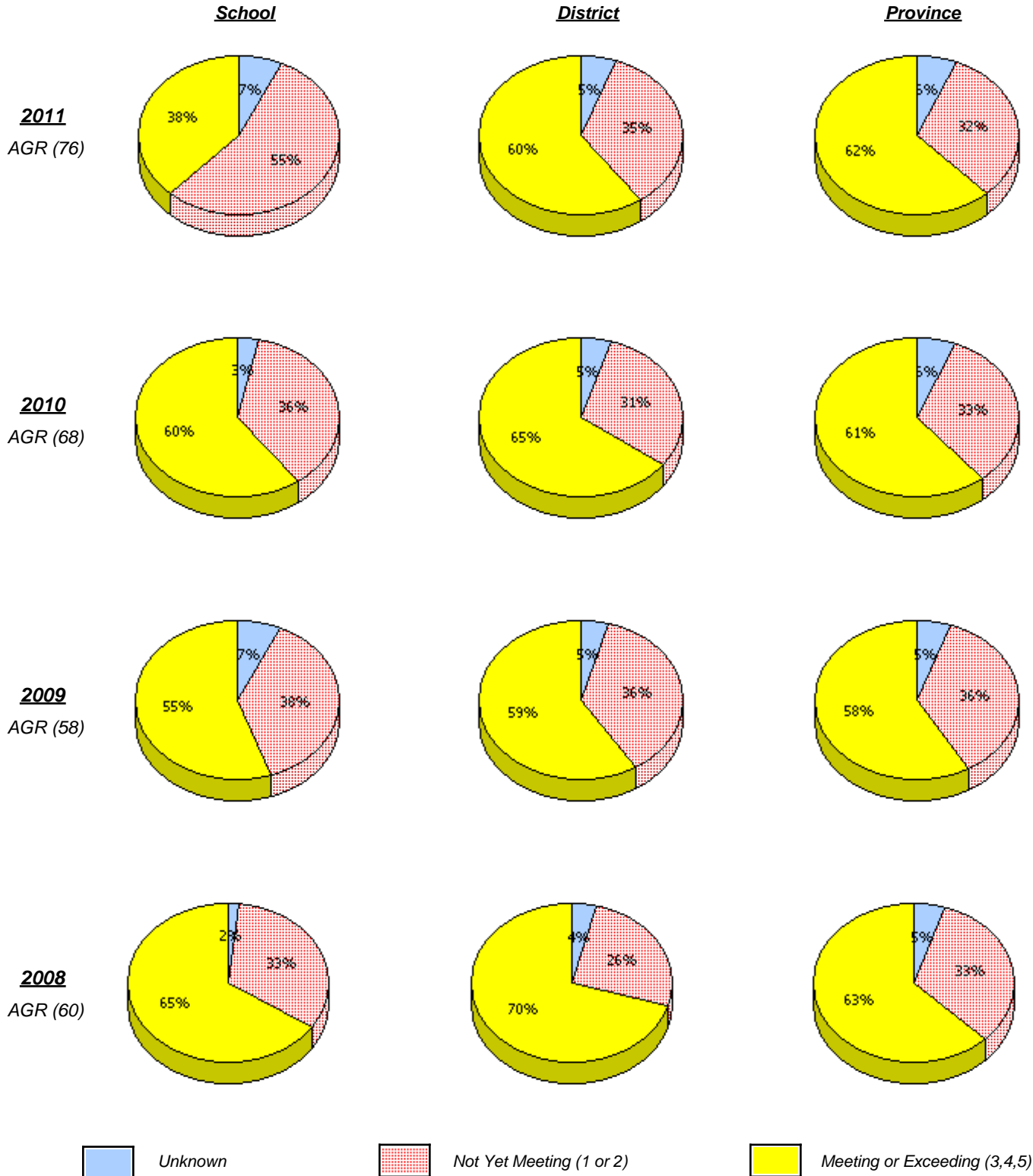
\* Number Operations score is composite of Reasoning, Communication, Connections and Representations, and Problem Solving.

Source: Division of Evaluation and Research, Department of Education

District 2 - Western

School #: 389 Elwood Elementary

**Number Operations**



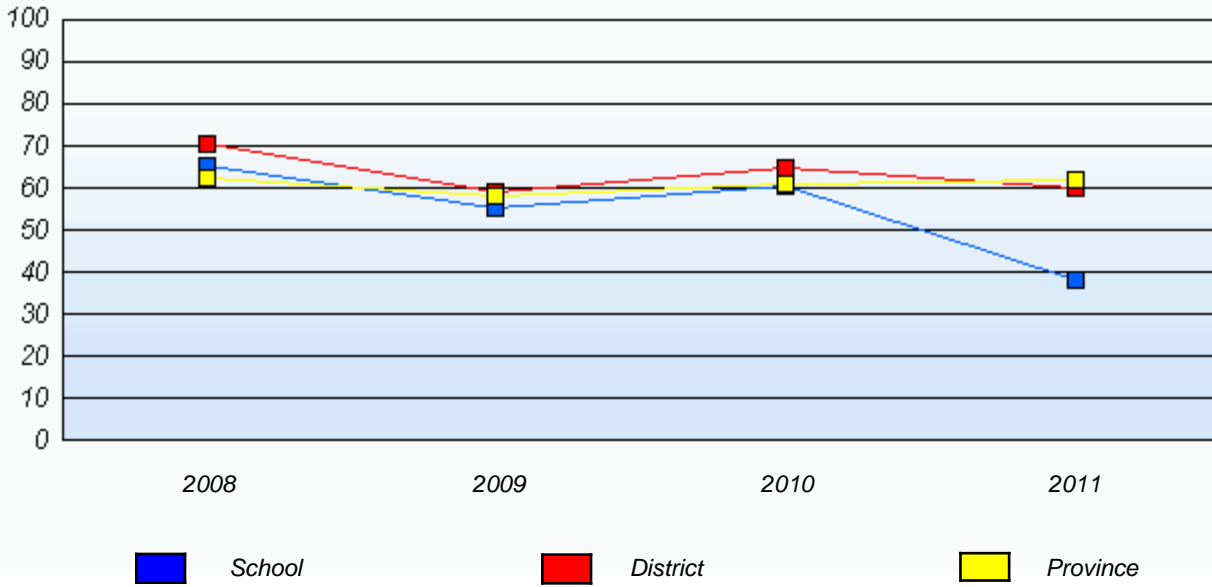
\* In some cases, CRT numbers may exceed AGR numbers based on late enrolments. Pie chart is based on the number of students who wrote the CRT.

\* Number Operations score is composite of Reasoning, Communication, Connections and Representations, and Problem Solving.

District 2 - Western

School #: 389 Elwood Elementary

**Number Operations**  
 Percentage of students at level 3 or above (2008 - 2011)



\* In some cases, CRT numbers may exceed AGR numbers based on late enrolments. Pie chart is based on the number of students who wrote the CRT.

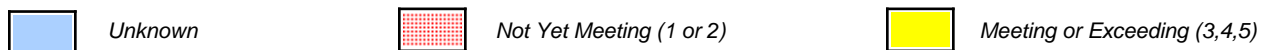
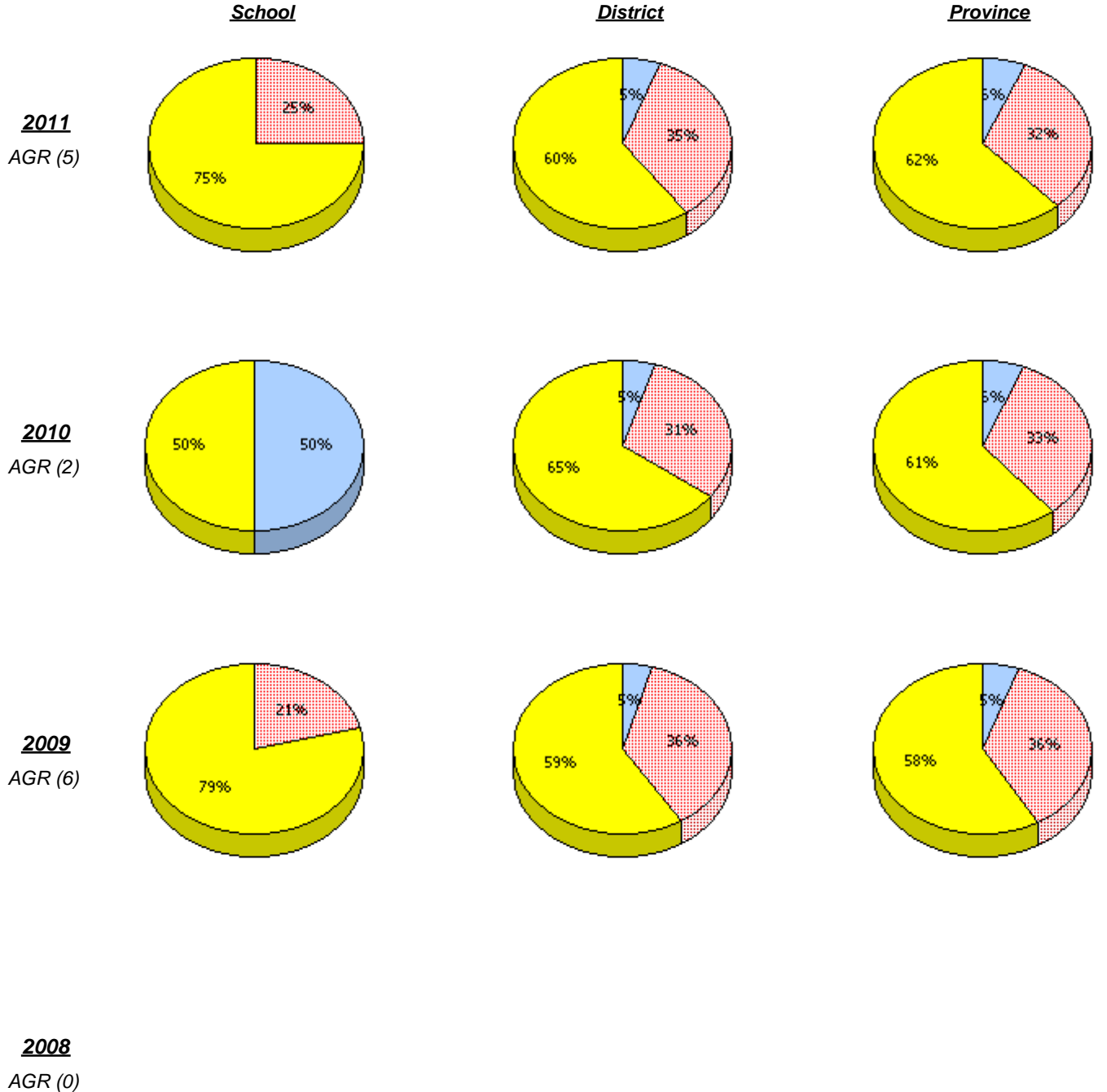
\* Number Operations score is composite of Reasoning, Communication, Connections and Representations, and Problem Solving.

Source: Division of Evaluation and Research, Department of Education

District 2 - Western

School #: 393 Bonne Bay Academy

**Number Operations**



\* In some cases, CRT numbers may exceed AGR numbers based on late enrolments. Pie chart is based on the number of students who wrote the CRT.

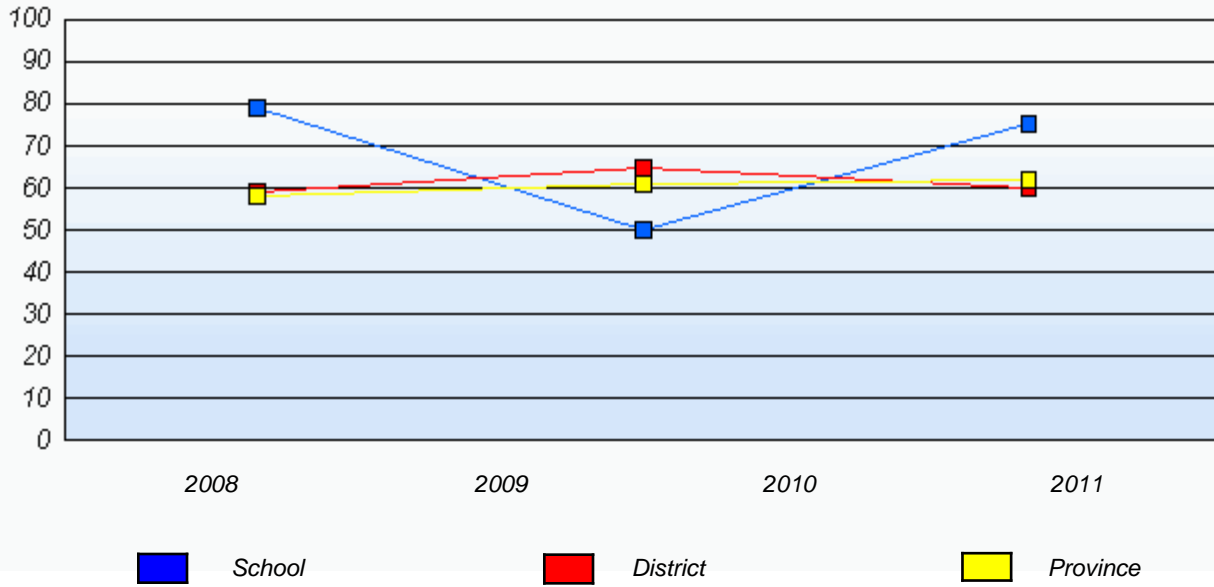
\* Number Operations score is composite of Reasoning, Communication, Connections and Representations, and Problem Solving.

Source: Division of Evaluation and Research, Department of Education

District 2 - Western

School #: 393 Bonne Bay Academy

**Number Operations**  
 Percentage of students at level 3 or above (2008 - 2011)



\* In some cases, CRT numbers may exceed AGR numbers based on late enrolments. Pie chart is based on the number of students who wrote the CRT.

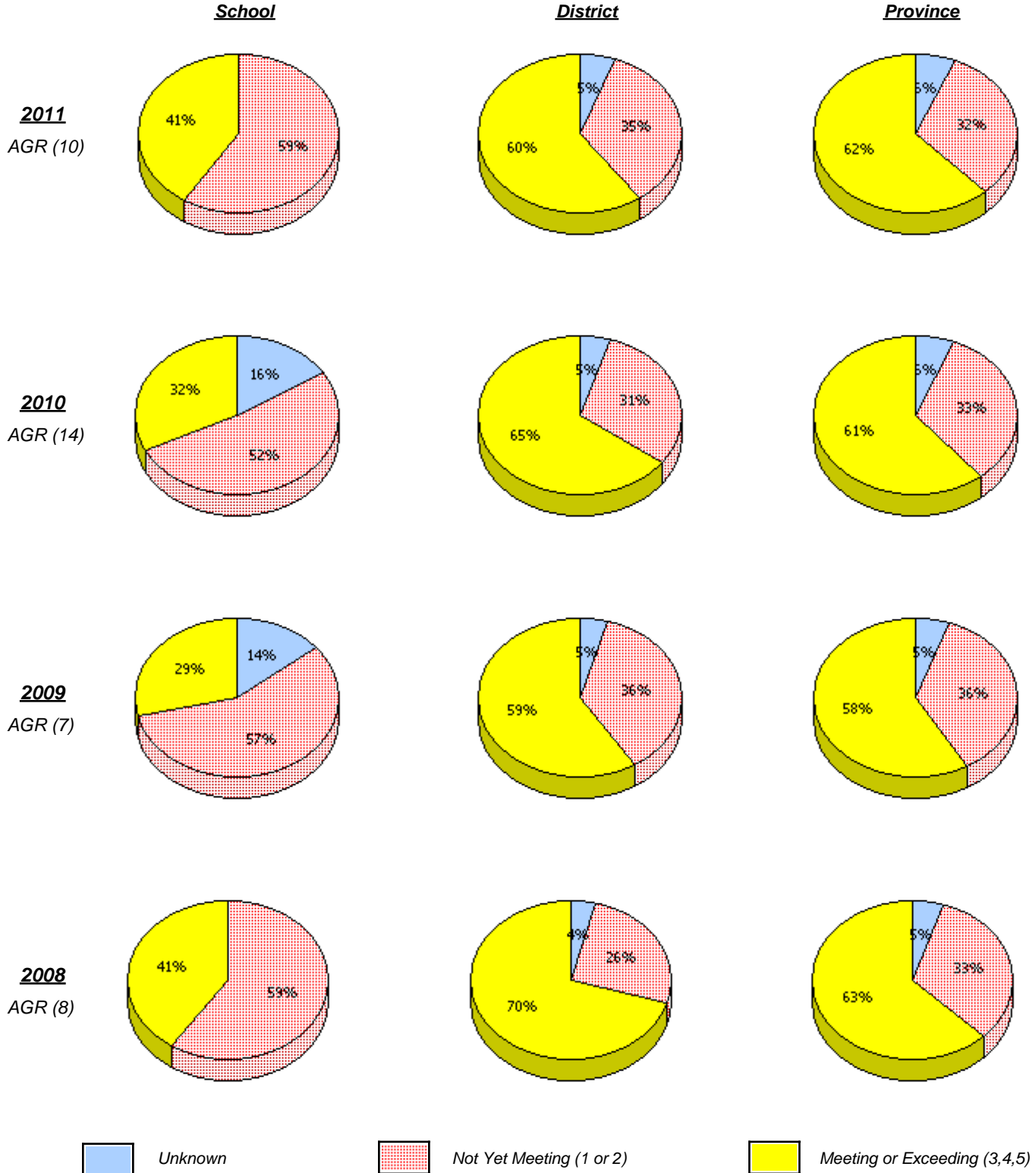
\* Number Operations score is composite of Reasoning, Communication, Connections and Representations, and Problem Solving.

Source: Division of Evaluation and Research, Department of Education

District 2 - Western

School #: 394      E.A. Butler All Grade

**Number Operations**



\* In some cases, CRT numbers may exceed AGR numbers based on late enrolments. Pie chart is based on the number of students who wrote the CRT.

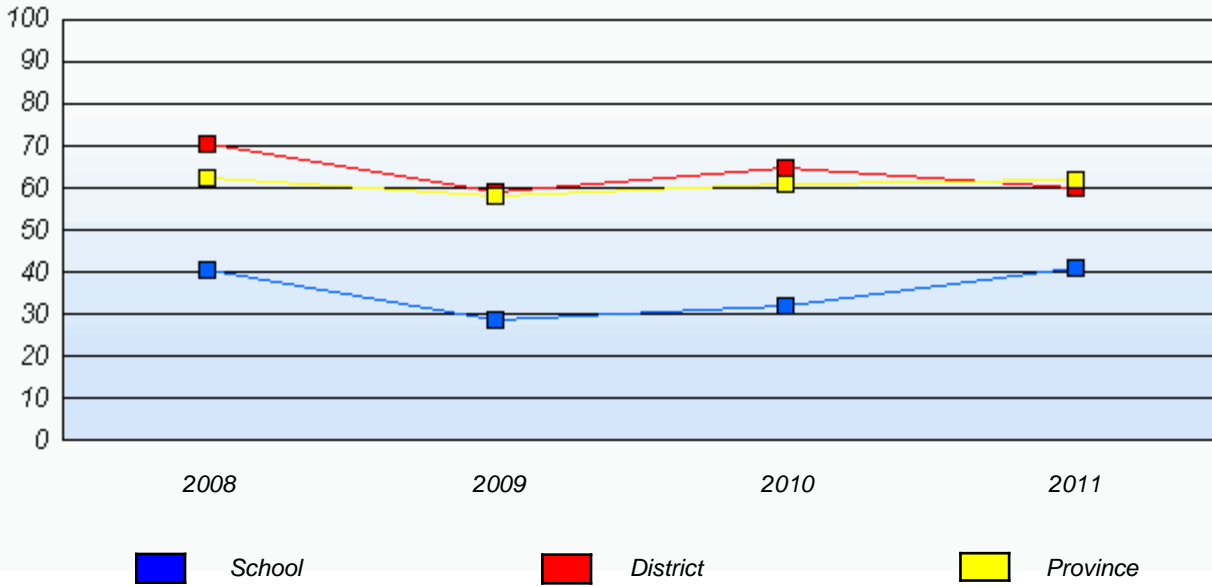
\* Number Operations score is composite of Reasoning, Communication, Connections and Representations, and Problem Solving.

Source: Division of Evaluation and Research, Department of Education

District 2 - Western

School #: 394      E.A. Butler All Grade

**Number Operations**  
 Percentage of students at level 3 or above (2008 - 2011)



\* In some cases, CRT numbers may exceed AGR numbers based on late enrolments. Pie chart is based on the number of students who wrote the CRT.

\* Number Operations score is composite of Reasoning, Communication, Connections and Representations, and Problem Solving.

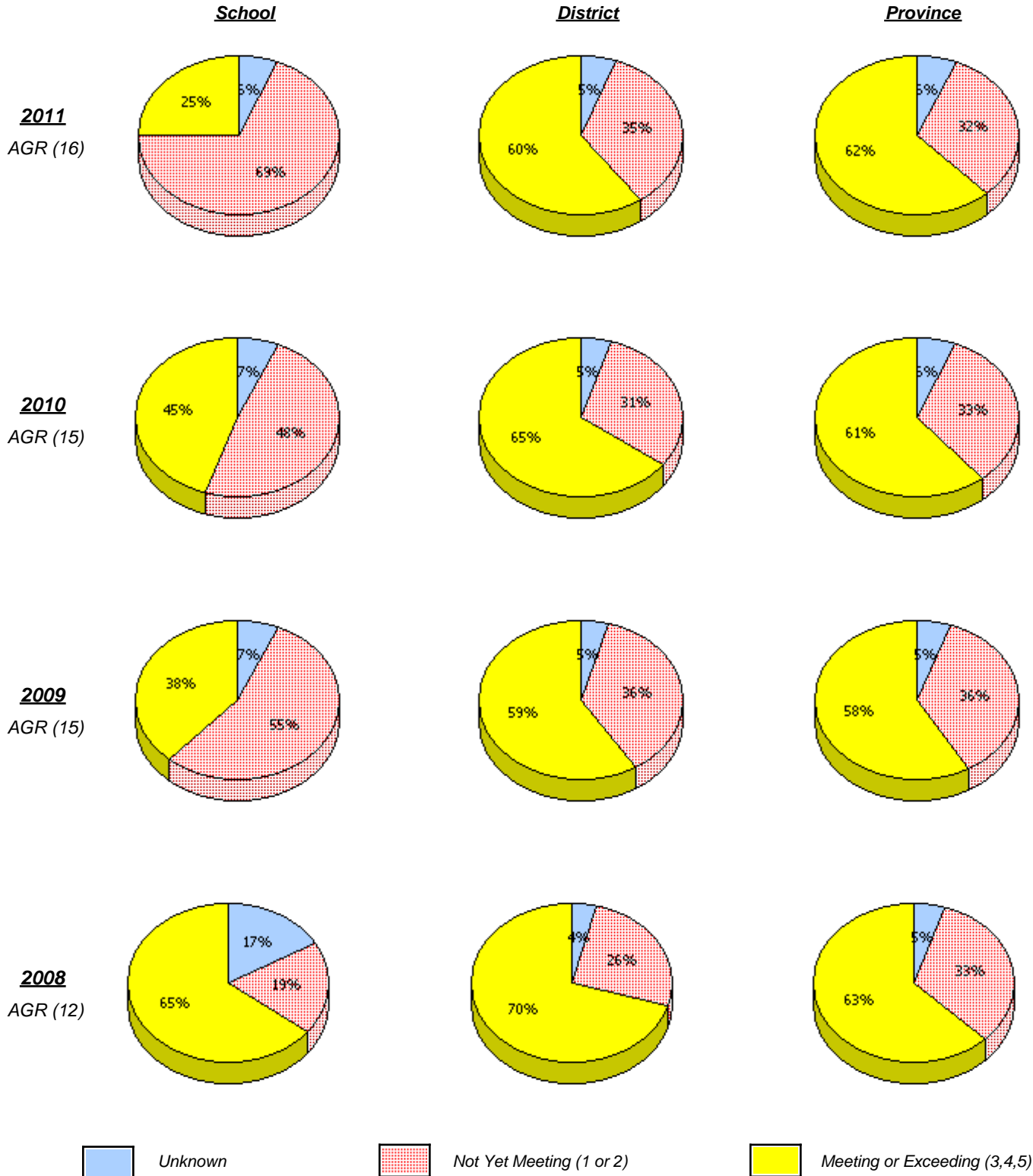
Source: Division of Evaluation and Research, Department of Education



District 2 - Western

School #: 397 Belanger Memorial School

**Number Operations**



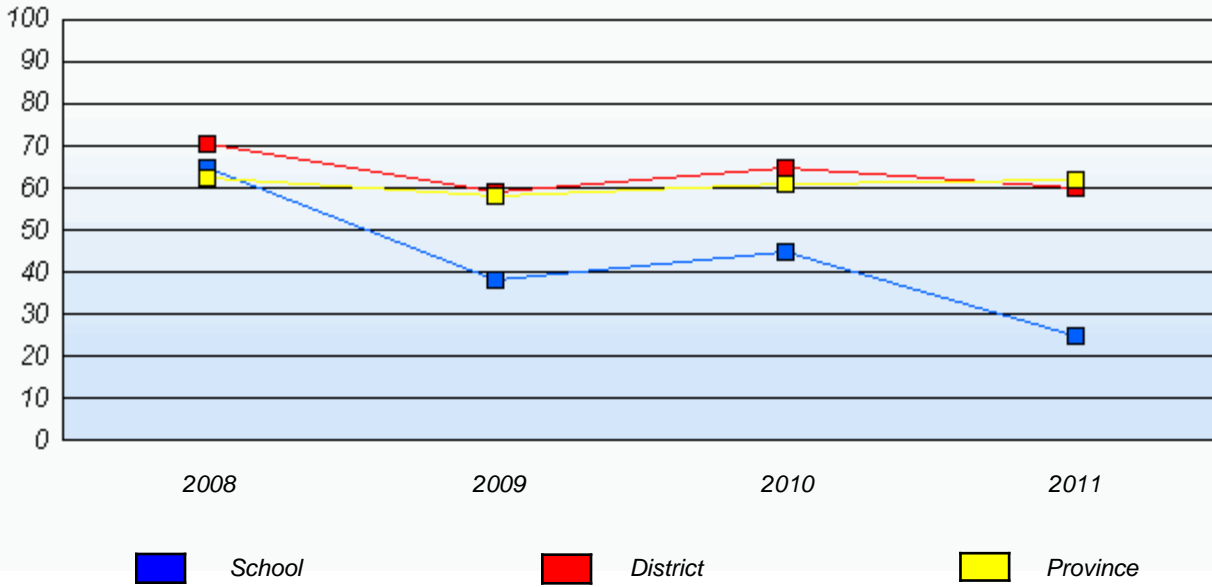
\* In some cases, CRT numbers may exceed AGR numbers based on late enrolments. Pie chart is based on the number of students who wrote the CRT.

\* Number Operations score is composite of Reasoning, Communication, Connections and Representations, and Problem Solving.

District 2 - Western

School #: 397      Belanger Memorial School

**Number Operations**  
*Percentage of students at level 3 or above (2008 - 2011)*



\* In some cases, CRT numbers may exceed AGR numbers based on late enrolments. Pie chart is based on the number of students who wrote the CRT.

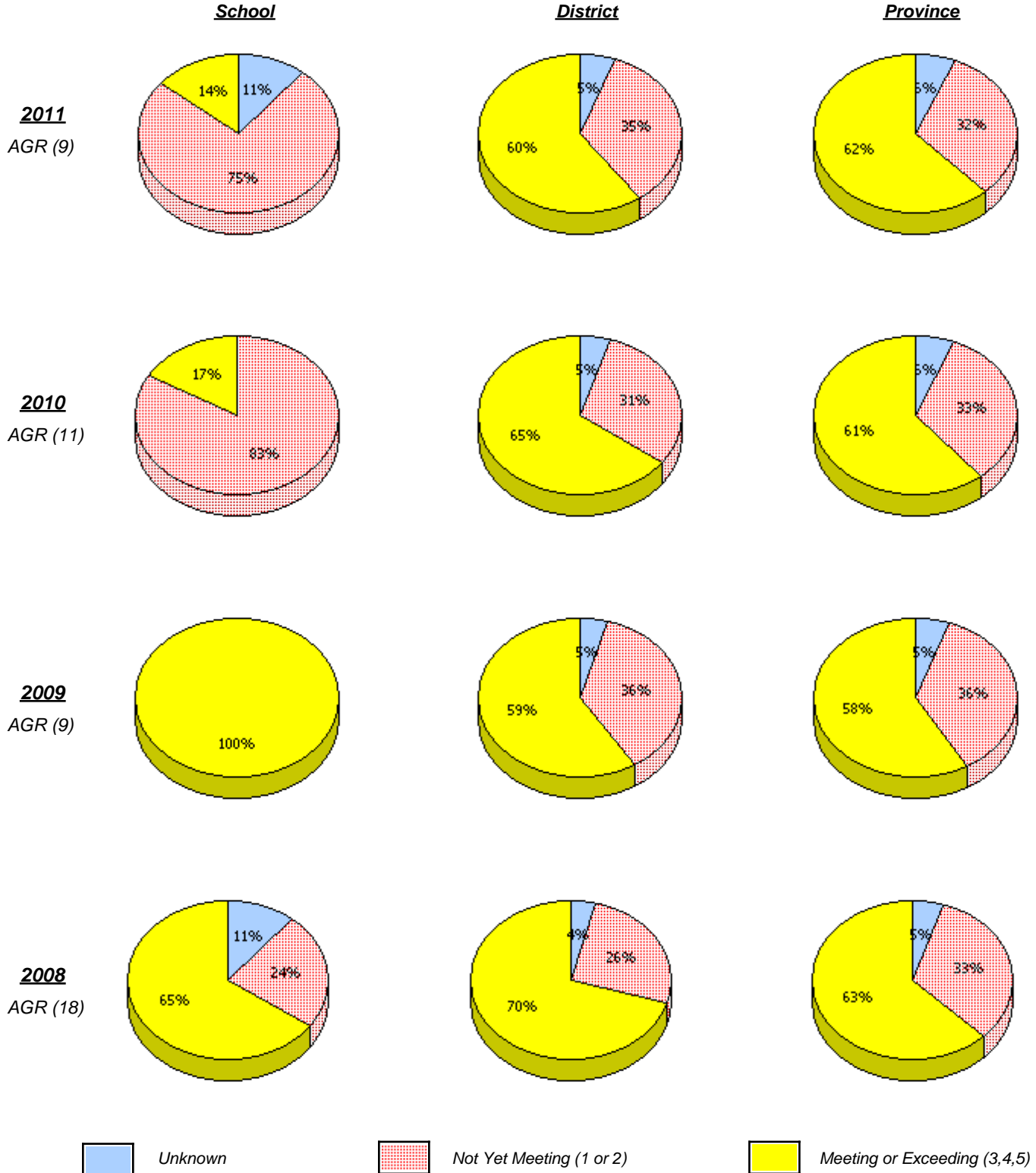
\* Number Operations score is composite of Reasoning, Communication, Connections and Representations, and Problem Solving.

Source: Division of Evaluation and Research, Department of Education

District 2 - Western

School #: 474      Cloud River Academy

**Number Operations**



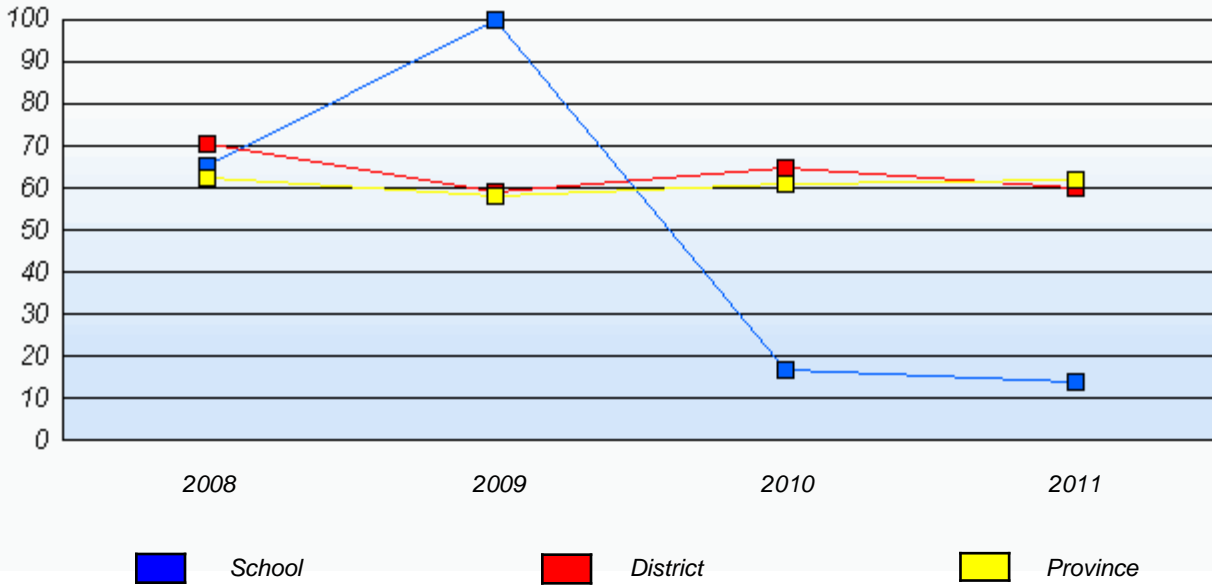
\* In some cases, CRT numbers may exceed AGR numbers based on late enrolments. Pie chart is based on the number of students who wrote the CRT.

\* Number Operations score is composite of Reasoning, Communication, Connections and Representations, and Problem Solving.

District 2 - Western

School #: 474      Cloud River Academy

**Number Operations**  
 Percentage of students at level 3 or above (2008 - 2011)



\* In some cases, CRT numbers may exceed AGR numbers based on late enrolments. Pie chart is based on the number of students who wrote the CRT.

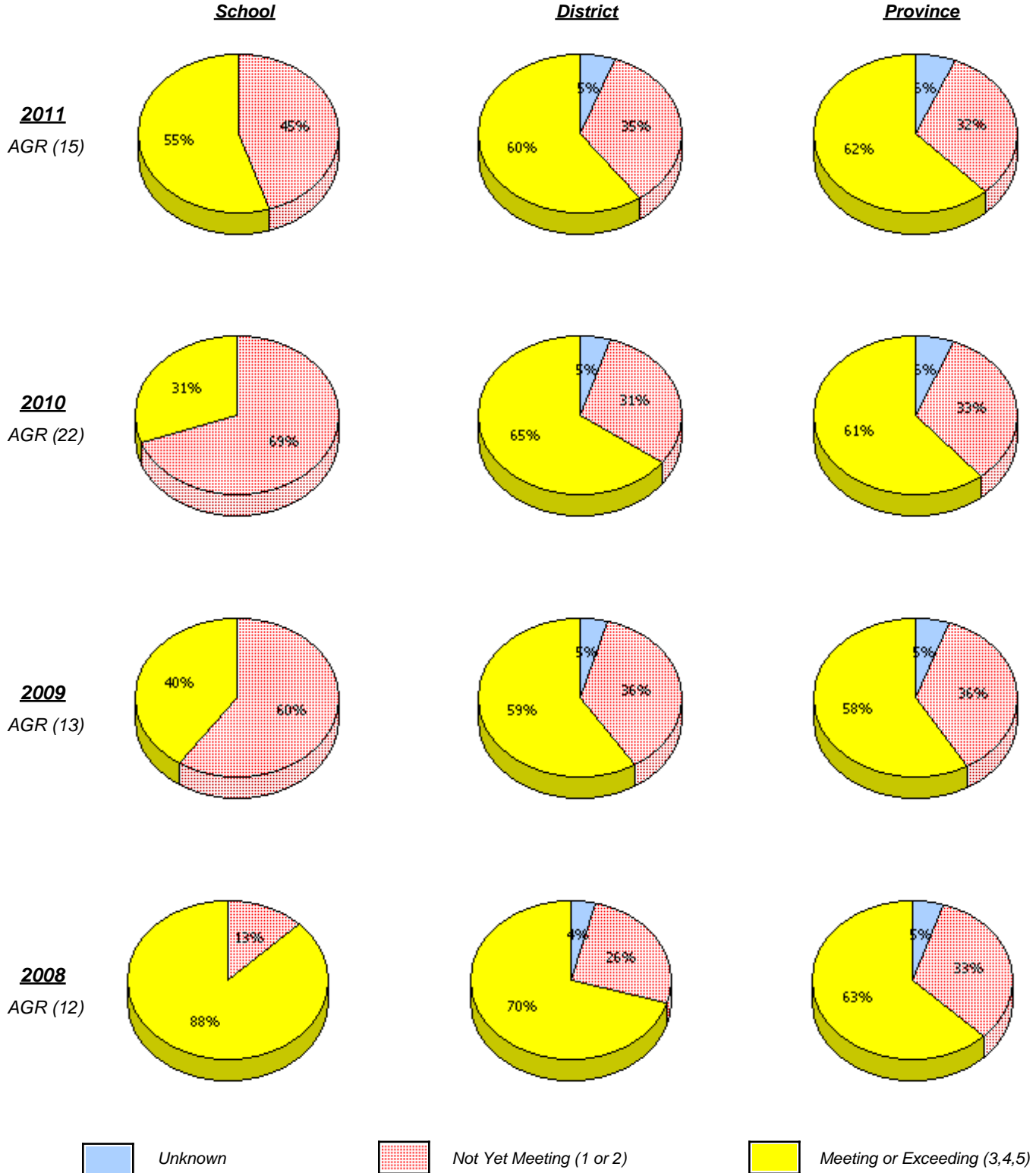
\* Number Operations score is composite of Reasoning, Communication, Connections and Representations, and Problem Solving.

Source: Division of Evaluation and Research, Department of Education

District 2 - Western

School #: 475 Viking Trail Academy

**Number Operations**



\* In some cases, CRT numbers may exceed AGR numbers based on late enrolments. Pie chart is based on the number of students who wrote the CRT.

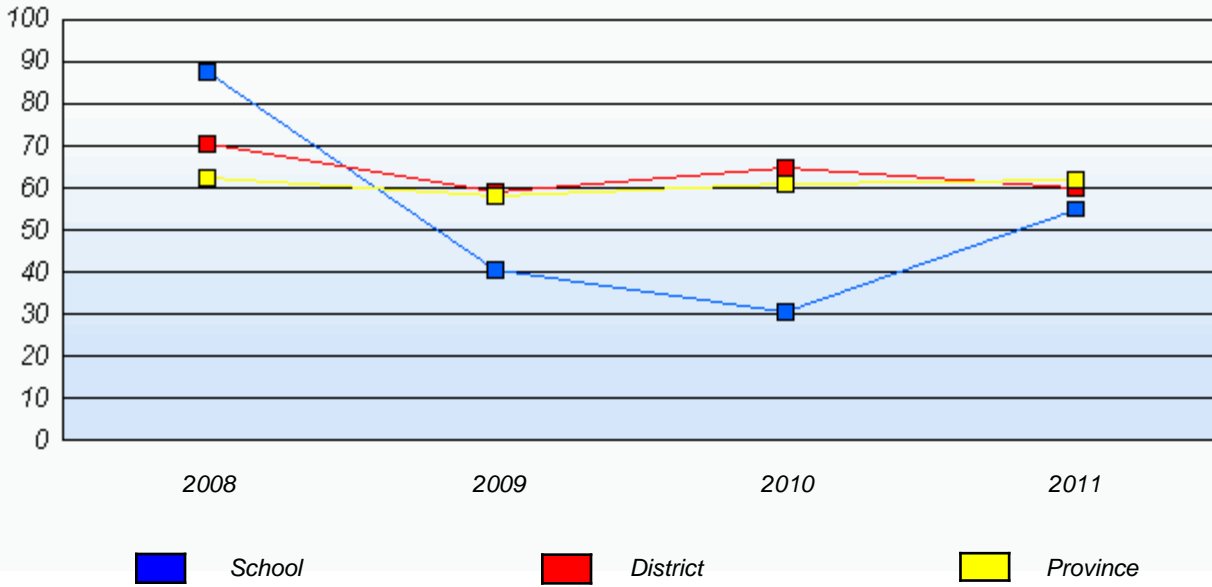
\* Number Operations score is composite of Reasoning, Communication, Connections and Representations, and Problem Solving.

Source: Division of Evaluation and Research, Department of Education

District 2 - Western

School #: 475 Viking Trail Academy

**Number Operations**  
 Percentage of students at level 3 or above (2008 - 2011)



\* In some cases, CRT numbers may exceed AGR numbers based on late enrolments. Pie chart is based on the number of students who wrote the CRT.

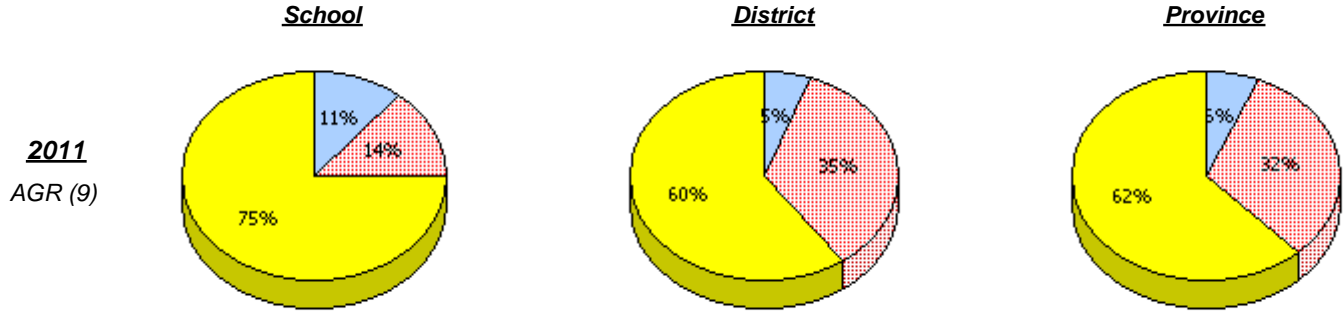
\* Number Operations score is composite of Reasoning, Communication, Connections and Representations, and Problem Solving.

Source: Division of Evaluation and Research, Department of Education

District 2 - Western

School #: 487      Labrador Straits Academy

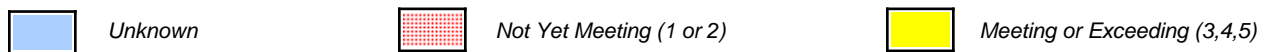
**Number Operations**



**2010**  
AGR (0)

**2009**  
AGR (0)

**2008**  
AGR (0)



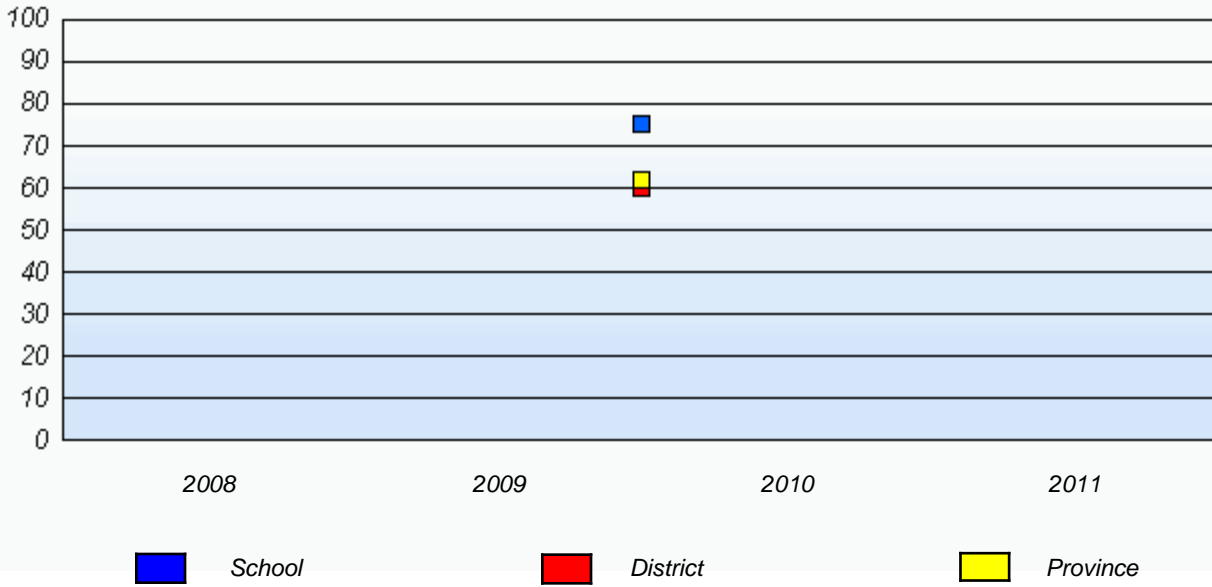
\* In some cases, CRT numbers may exceed AGR numbers based on late enrolments. Pie chart is based on the number of students who wrote the CRT.

\* Number Operations score is composite of Reasoning, Communication, Connections and Representations, and Problem Solving.

District 2 - Western

School #: 487      Labrador Straits Academy

**Number Operations**  
*Percentage of students at level 3 or above (2008 - 2011)*



\* In some cases, CRT numbers may exceed AGR numbers based on late enrolments. Pie chart is based on the number of students who wrote the CRT.

\* Number Operations score is composite of Reasoning, Communication, Connections and Representations, and Problem Solving.

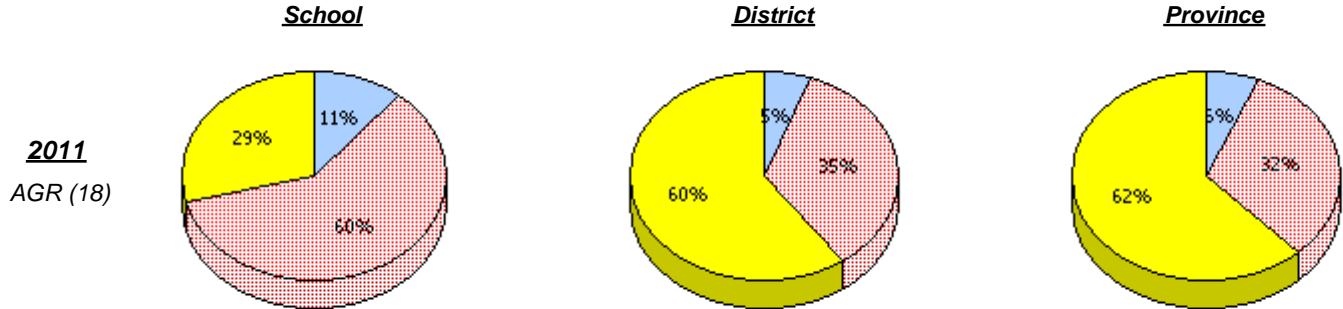
Source: Division of Evaluation and Research, Department of Education



District 2 - Western

School #: 488 French Shore Academy

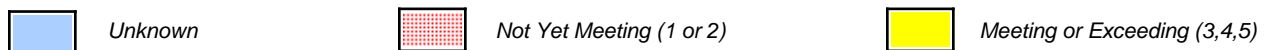
**Number Operations**



**2010**  
AGR (0)

**2009**  
AGR (0)

**2008**  
AGR (0)



\* In some cases, CRT numbers may exceed AGR numbers based on late enrolments. Pie chart is based on the number of students who wrote the CRT.

\* Number Operations score is composite of Reasoning, Communication, Connections and Representations, and Problem Solving.

District 2 - Western

School #: 488      French Shore Academy

**Number Operations**  
*Percentage of students at level 3 or above (2008 - 2011)*



\* In some cases, CRT numbers may exceed AGR numbers based on late enrolments. Pie chart is based on the number of students who wrote the CRT.

\* Number Operations score is composite of Reasoning, Communication, Connections and Representations, and Problem Solving.