

**Longitudinal  
Cohort of students  
Difference from Provincial Mean 2005 - 2008 - 2011**

**Reading**

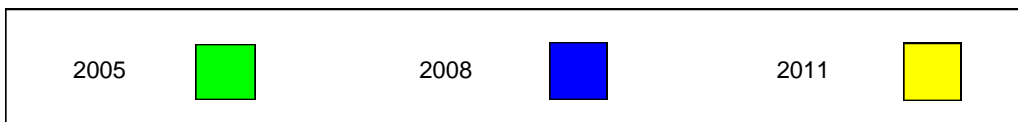
*School data with 5 or fewer students withheld for reasons of confidentiality.*

Grade 3 2005	Grade 6 2008	Grade 9 2011
Prov Mean 65% Level 3 and above	Prov Mean 83% Level 3 and above	Prov Mean 63% Level 3 and above

**Demand Writing**

*School data with 5 or fewer students withheld for reasons of confidentiality.*

Grade 3 2005	Grade 6 2008	Grade 9 2011
Prov Mean 78% Level 3 and above	Prov Mean 87% Level 3 and above	Prov Mean 85% Level 3 and above



\* Reading score is composite of Information and Poetry.

Results are based on the same cohort of students.

**Longitudinal  
Cohort of students  
Difference from Provincial Mean 2005 - 2008 - 2011**

**Reading**

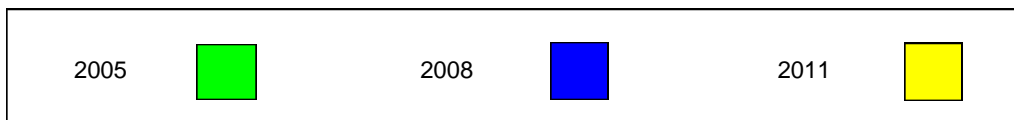
*School data with 5 or fewer students withheld for reasons of confidentiality.*

Grade 3 2005	Grade 6 2008	Grade 9 2011
Prov Mean 65% Level 3 and above	Prov Mean 83% Level 3 and above	Prov Mean 63% Level 3 and above

**Demand Writing**

*School data with 5 or fewer students withheld for reasons of confidentiality.*

Grade 3 2005	Grade 6 2008	Grade 9 2011
Prov Mean 78% Level 3 and above	Prov Mean 87% Level 3 and above	Prov Mean 85% Level 3 and above



\* Reading score is composite of Information and Poetry.

Results are based on the same cohort of students.

**Longitudinal  
Cohort of students  
Difference from Provincial Mean 2005 - 2008 - 2011**

**Reading**

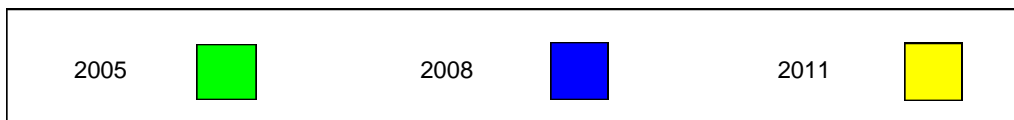
*School data with 5 or fewer students withheld for reasons of confidentiality.*

Grade 3 2005	Grade 6 2008	Grade 9 2011
Prov Mean 65% Level 3 and above	Prov Mean 83% Level 3 and above	Prov Mean 63% Level 3 and above

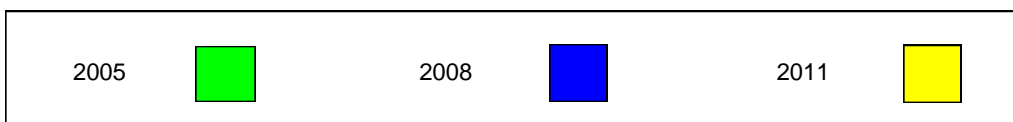
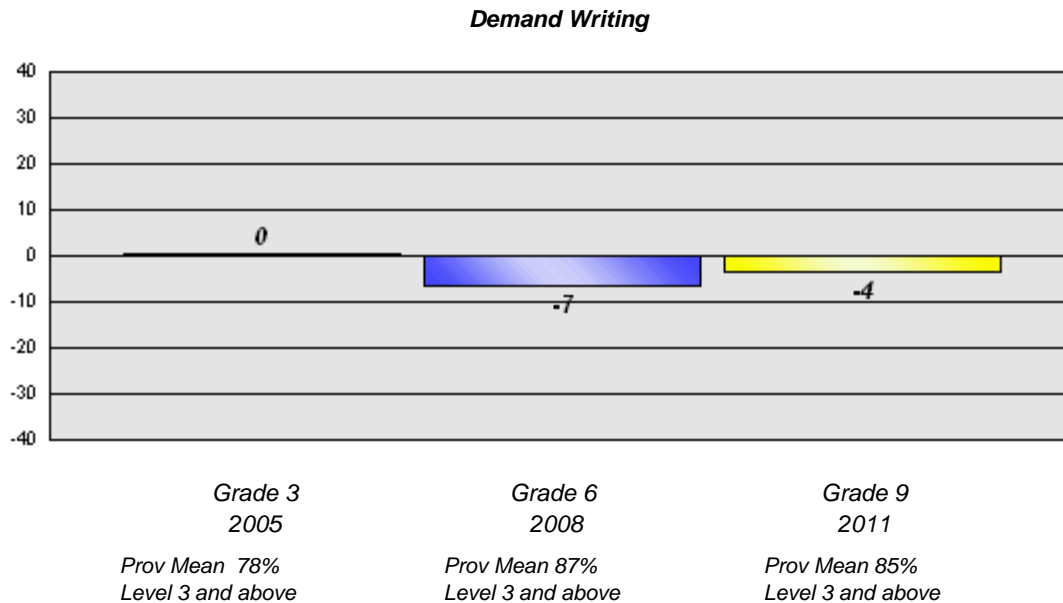
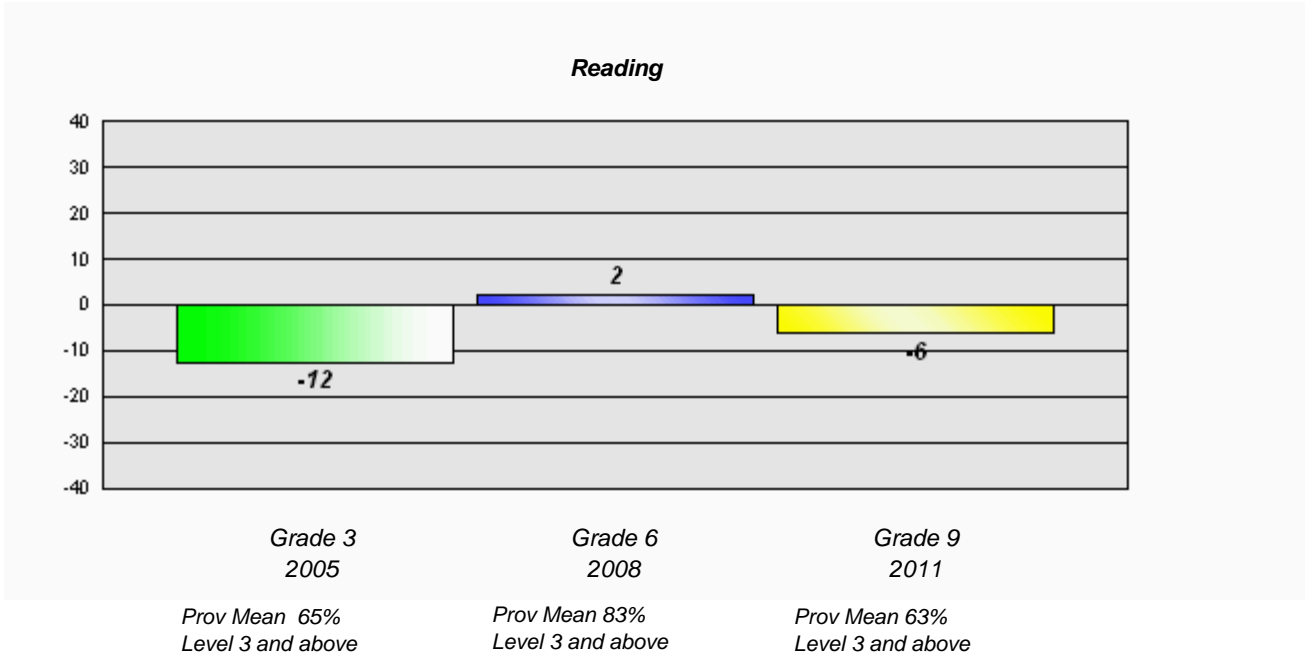
**Demand Writing**

*School data with 5 or fewer students withheld for reasons of confidentiality.*

Grade 3 2005	Grade 6 2008	Grade 9 2011
Prov Mean 78% Level 3 and above	Prov Mean 87% Level 3 and above	Prov Mean 85% Level 3 and above



**Longitudinal  
Cohort of students  
Difference from Provincial Mean 2005 - 2008 - 2011**



\* Reading score is composite of Information and Poetry. Results are based on the same cohort of students.

**Longitudinal  
Cohort of students  
Difference from Provincial Mean 2005 - 2008 - 2011**

**Reading**

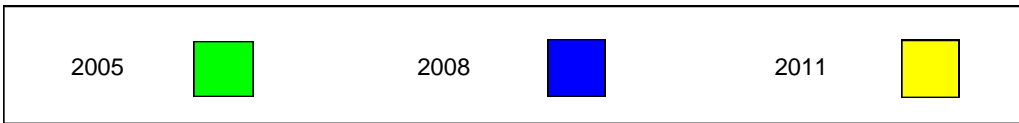
*School data with 5 or fewer students withheld for reasons of confidentiality.*

Grade 3 2005	Grade 6 2008	Grade 9 2011
Prov Mean 65% Level 3 and above	Prov Mean 83% Level 3 and above	Prov Mean 63% Level 3 and above

**Demand Writing**

*School data with 5 or fewer students withheld for reasons of confidentiality.*

Grade 3 2005	Grade 6 2008	Grade 9 2011
Prov Mean 78% Level 3 and above	Prov Mean 87% Level 3 and above	Prov Mean 85% Level 3 and above



**Longitudinal  
Cohort of students  
Difference from Provincial Mean 2005 - 2008 - 2011**

**Reading**

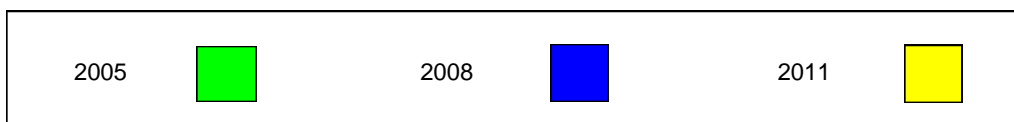
*School data with 5 or fewer students withheld for reasons of confidentiality.*

Grade 3 2005	Grade 6 2008	Grade 9 2011
Prov Mean 65% Level 3 and above	Prov Mean 83% Level 3 and above	Prov Mean 63% Level 3 and above

**Demand Writing**

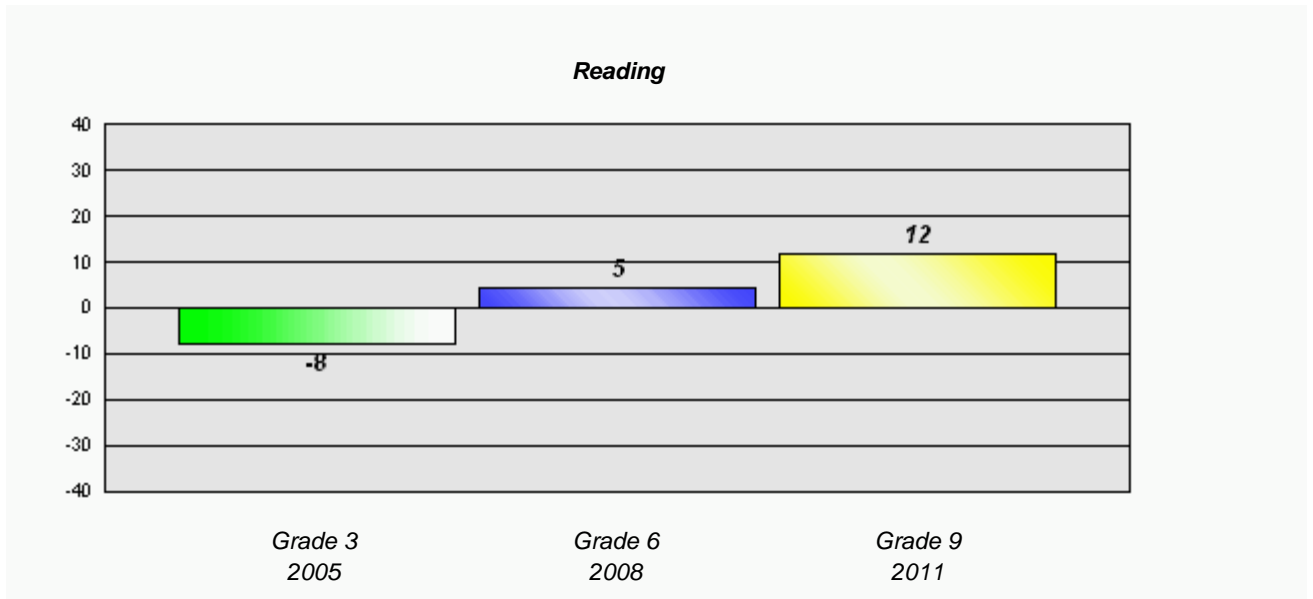
*School data with 5 or fewer students withheld for reasons of confidentiality.*

Grade 3 2005	Grade 6 2008	Grade 9 2011
Prov Mean 78% Level 3 and above	Prov Mean 87% Level 3 and above	Prov Mean 85% Level 3 and above



\* Reading score is composite of Information and Poetry. Results are based on the same cohort of students.

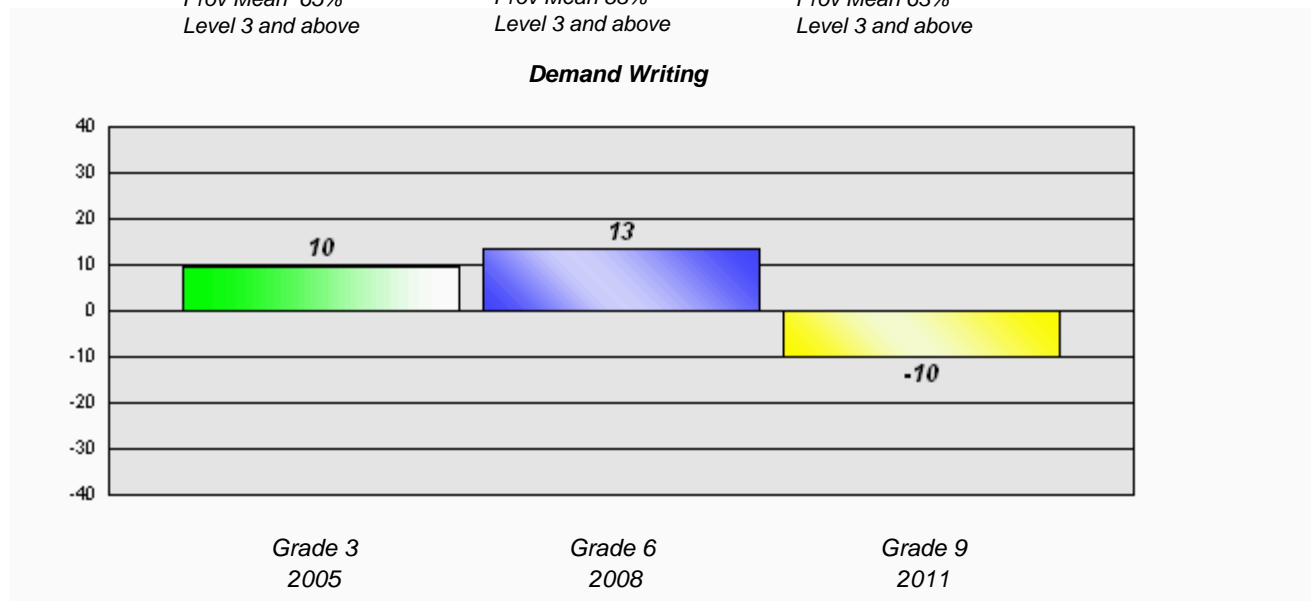
**Longitudinal  
Cohort of students  
Difference from Provincial Mean 2005 - 2008 - 2011**



Grade 3  
2005  
Prov Mean 65%  
Level 3 and above

Grade 6  
2008  
Prov Mean 83%  
Level 3 and above

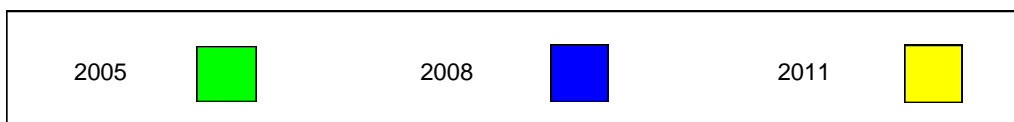
Grade 9  
2011  
Prov Mean 63%  
Level 3 and above



Grade 3  
2005  
Prov Mean 78%  
Level 3 and above

Grade 6  
2008  
Prov Mean 87%  
Level 3 and above

Grade 9  
2011  
Prov Mean 85%  
Level 3 and above



**Longitudinal  
Cohort of students  
Difference from Provincial Mean 2005 - 2008 - 2011**

**Reading**

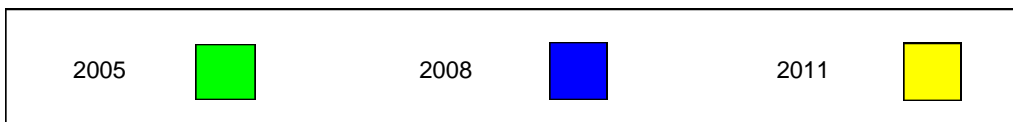
*School data with 5 or fewer students withheld for reasons of confidentiality.*

Grade 3 2005	Grade 6 2008	Grade 9 2011
Prov Mean 65% Level 3 and above	Prov Mean 83% Level 3 and above	Prov Mean 63% Level 3 and above

**Demand Writing**

*School data with 5 or fewer students withheld for reasons of confidentiality.*

Grade 3 2005	Grade 6 2008	Grade 9 2011
Prov Mean 78% Level 3 and above	Prov Mean 87% Level 3 and above	Prov Mean 85% Level 3 and above



\* Reading score is composite of Information and Poetry. Results are based on the same cohort of students.



**Longitudinal  
Cohort of students  
Difference from Provincial Mean 2005 - 2008 - 2011**

**Reading**


*School data with 5 or fewer students withheld for reasons of confidentiality.*

Grade 3 2005	Grade 6 2008	Grade 9 2011
Prov Mean 65% Level 3 and above	Prov Mean 83% Level 3 and above	Prov Mean 63% Level 3 and above

**Demand Writing**

*School data with 5 or fewer students withheld for reasons of confidentiality.*

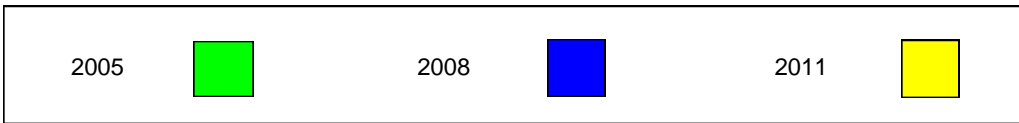
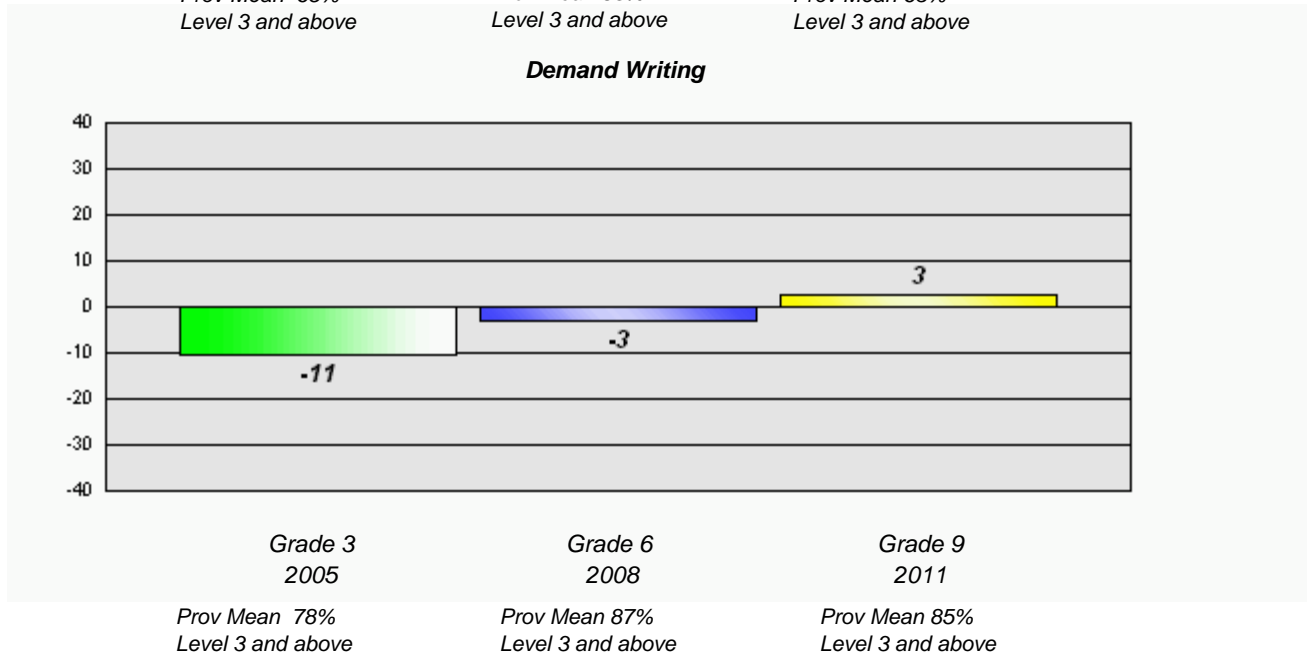
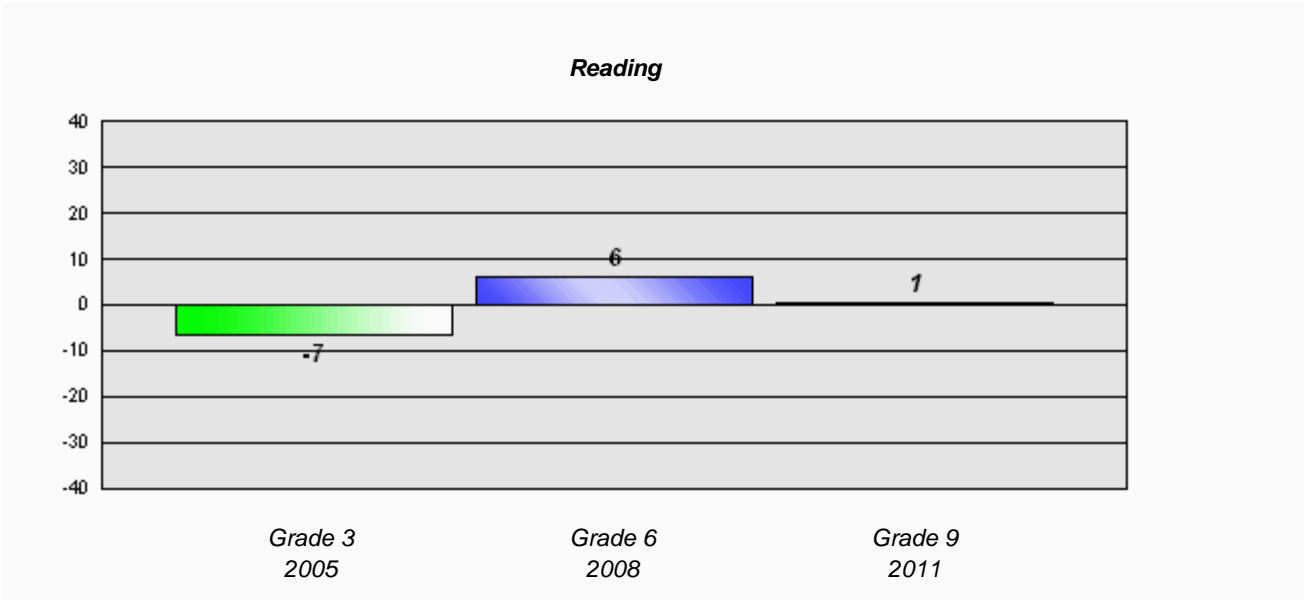
Grade 3 2005	Grade 6 2008	Grade 9 2011
Prov Mean 78% Level 3 and above	Prov Mean 87% Level 3 and above	Prov Mean 85% Level 3 and above



\* Reading score is composite of Information and Poetry.

Results are based on the same cohort of students.

**Longitudinal  
Cohort of students  
Difference from Provincial Mean 2005 - 2008 - 2011**



\* Reading score is composite of Information and Poetry. Results are based on the same cohort of students.  
Source: Division of Evaluation and Research, Department of Education