

District 4 - Eastern

School #: 209 Pearce Junior High School

Demand Writing

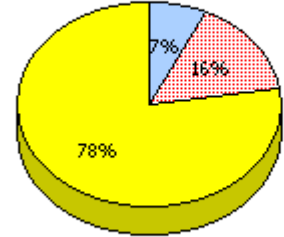
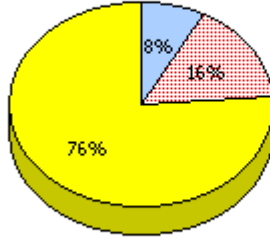
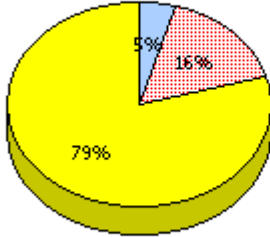
School

District

Province

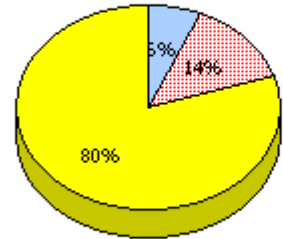
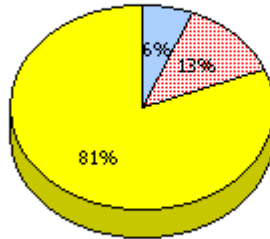
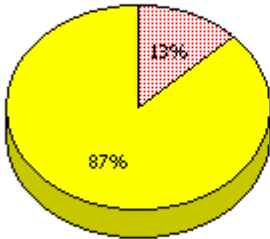
2011

Apr 30,
2011 (131)



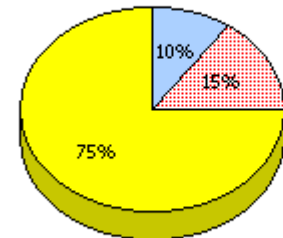
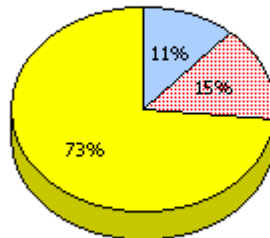
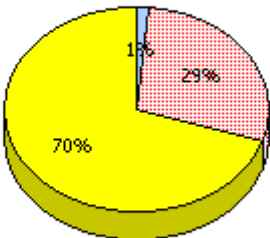
2010

AGR (124)



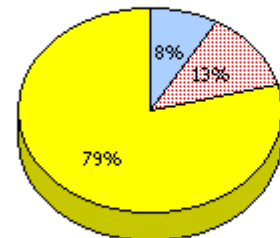
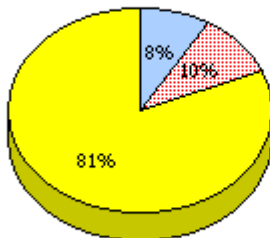
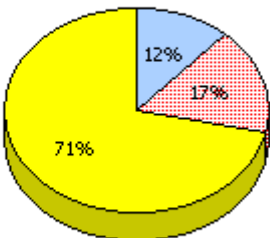
2009

AGR (147)



2008

AGR (129)



Unknown



Not Yet Meeting (1 or 2)



Meeting or Exceeding (3,4,5)

* In some cases, CRT numbers may exceed AGR numbers based on late enrolments. Pie chart is based on the number of students who wrote the CRT.

* Reading score is composite of Information and Poetry.

District 4 - Eastern

School #: 209 Pearce Junior High School

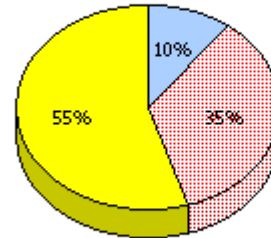
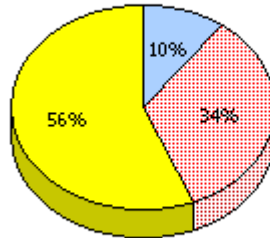
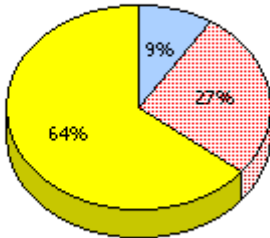
Reading

School

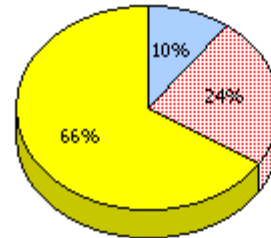
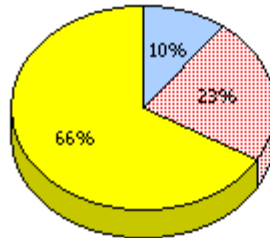
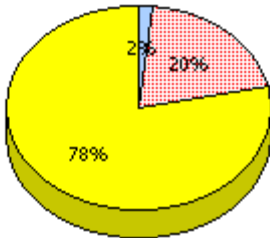
District

Province

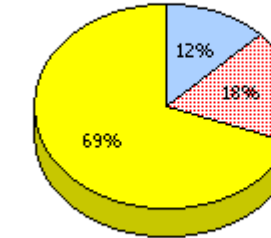
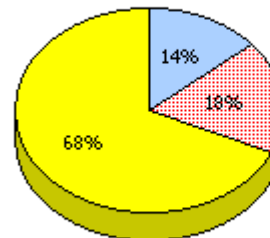
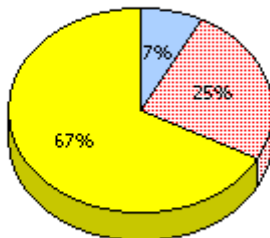
2011
Apr 30,
2011 (131)



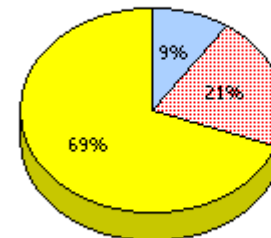
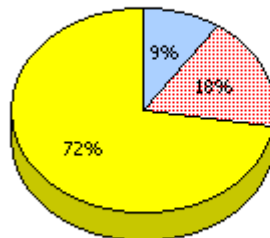
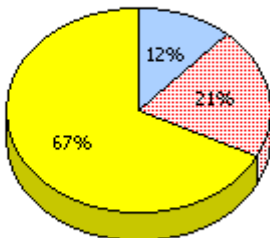
2010
AGR (124)



2009
AGR (147)



2008
AGR (129)



Unknown



Not Yet Meeting (1 or 2)



Meeting or Exceeding (3,4,5)

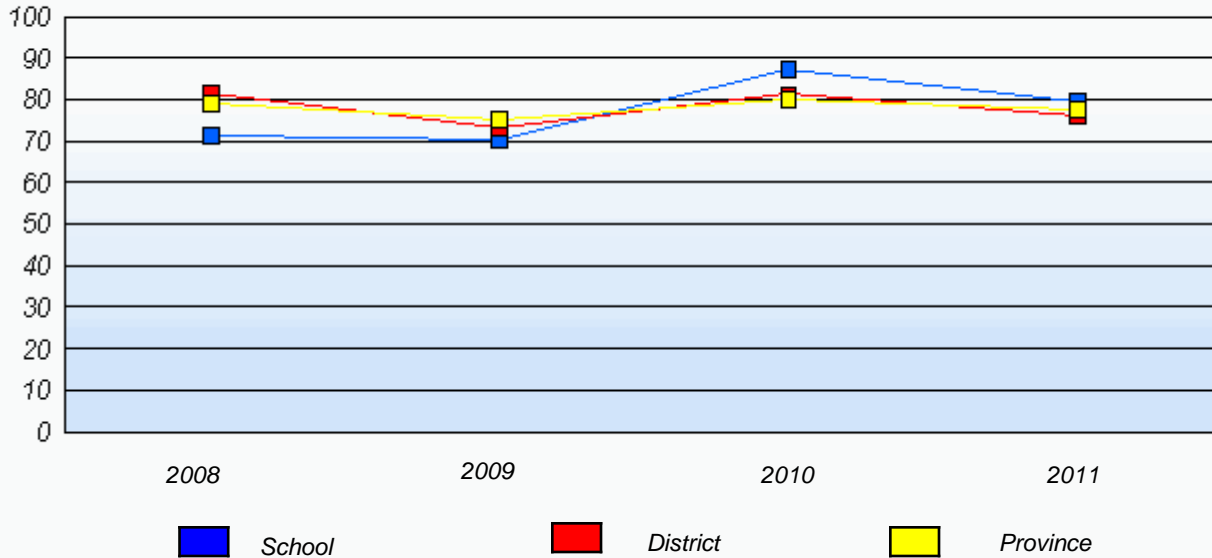
* In some cases, CRT numbers may exceed AGR numbers based on late enrolments. Pie chart is based on the number of students who wrote the CRT.

* Reading score is composite of Information and Poetry.

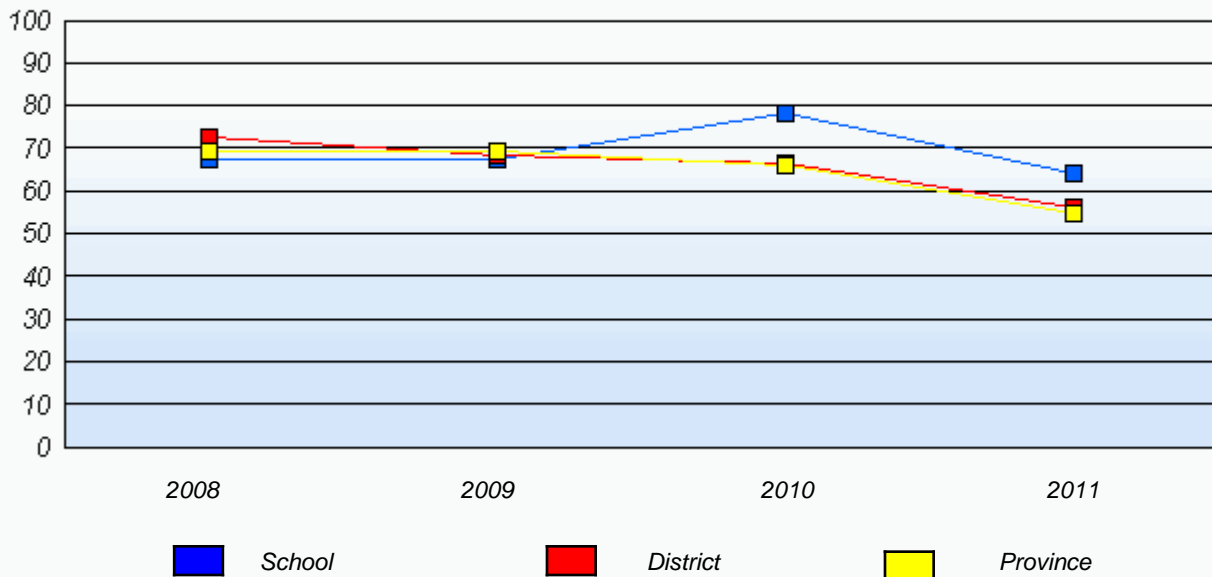
District 4 - Eastern

School #: 209 Pearce Junior High School

Demand Writing
 Percentage of students at level 3 or above (2008 - 2011)



Reading
 Percentage of students at level 3 or above (2008 - 2011)



* In some cases, CRT numbers may exceed AGR numbers based on late enrolments. Pie chart is based on the number of students who wrote the CRT.

* Reading score is composite of Information and Poetry.

District 4 - Eastern

School #: 214 John Burke High School

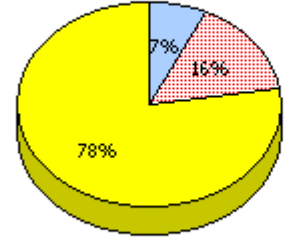
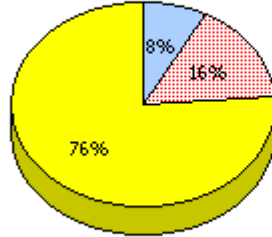
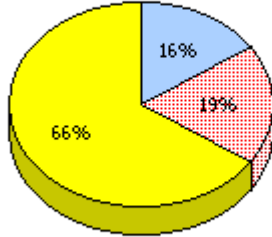
Demand Writing

School

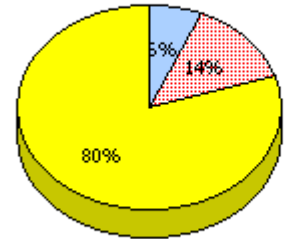
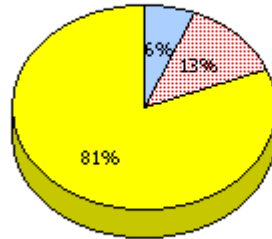
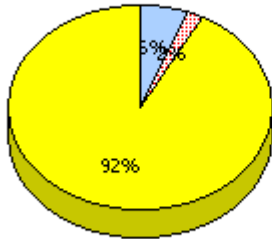
District

Province

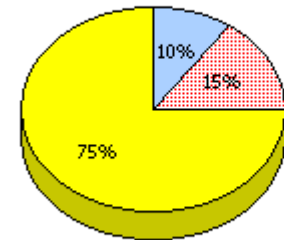
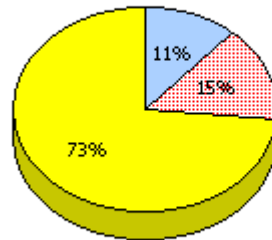
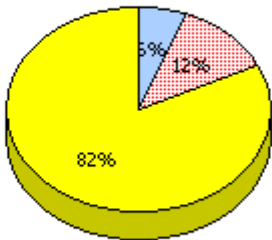
2011
Apr 30,
2011 (32)



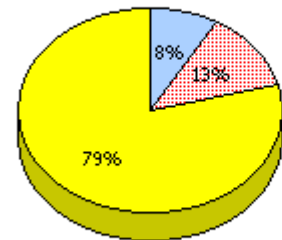
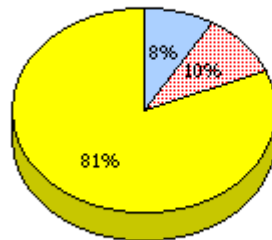
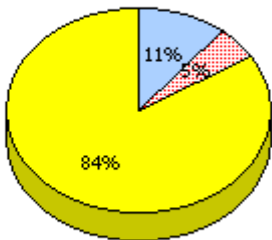
2010
AGR (51)



2009
AGR (34)



2008
AGR (37)



Unknown
 Not Yet Meeting (1 or 2)
 Meeting or Exceeding (3,4,5)

* In some cases, CRT numbers may exceed AGR numbers based on late enrolments. Pie chart is based on the number of students who wrote the CRT.

* Reading score is composite of Information and Poetry.

District 4 - Eastern

School #: 214 John Burke High School

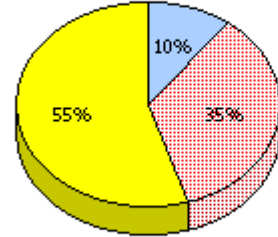
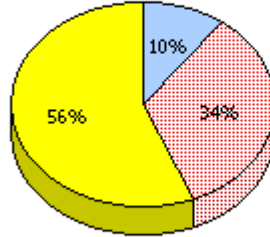
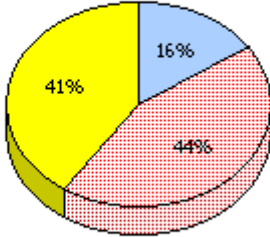
Reading

School

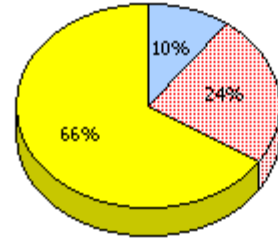
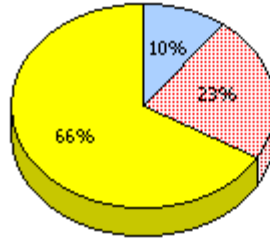
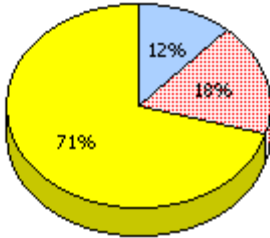
District

Province

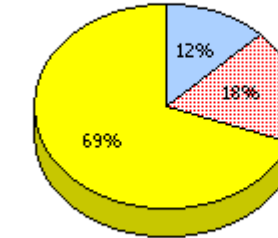
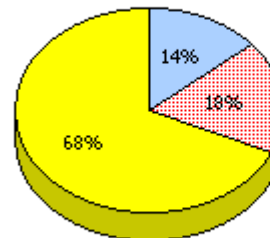
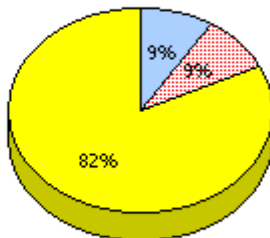
2011
Apr 30,
2011 (32)



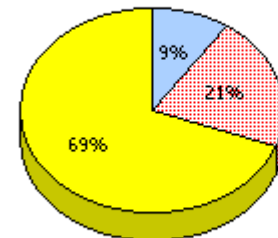
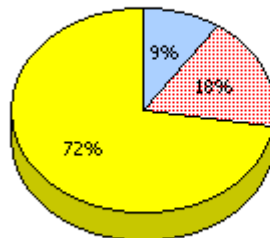
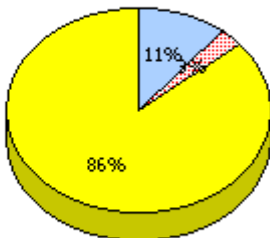
2010
AGR (51)



2009
AGR (34)



2008
AGR (37)



Unknown



Not Yet Meeting (1 or 2)



Meeting or Exceeding (3,4,5)

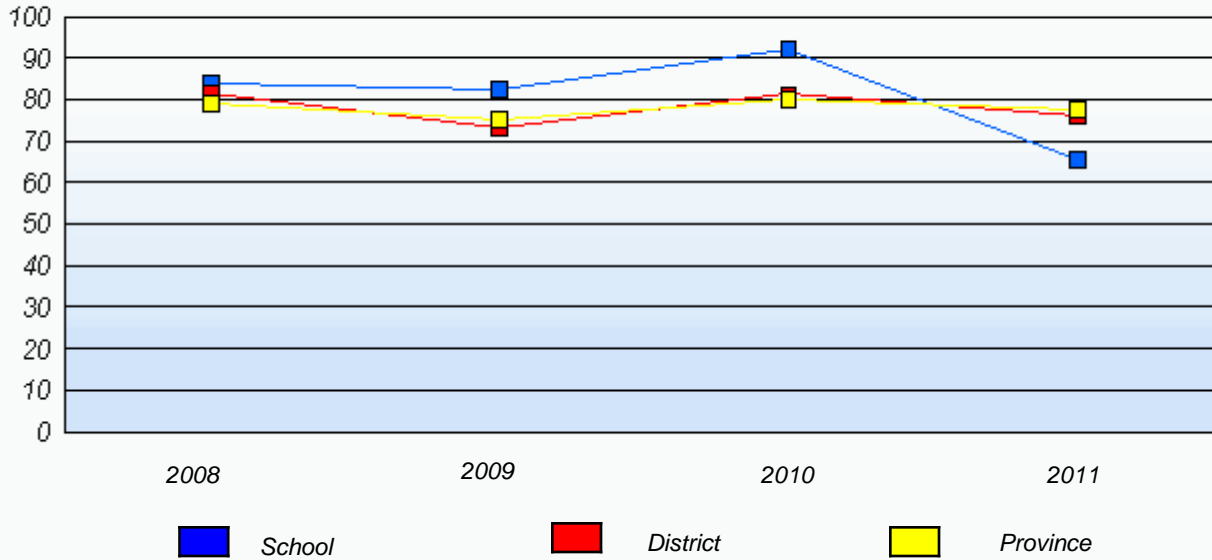
* In some cases, CRT numbers may exceed AGR numbers based on late enrolments. Pie chart is based on the number of students who wrote the CRT.

* Reading score is composite of Information and Poetry.

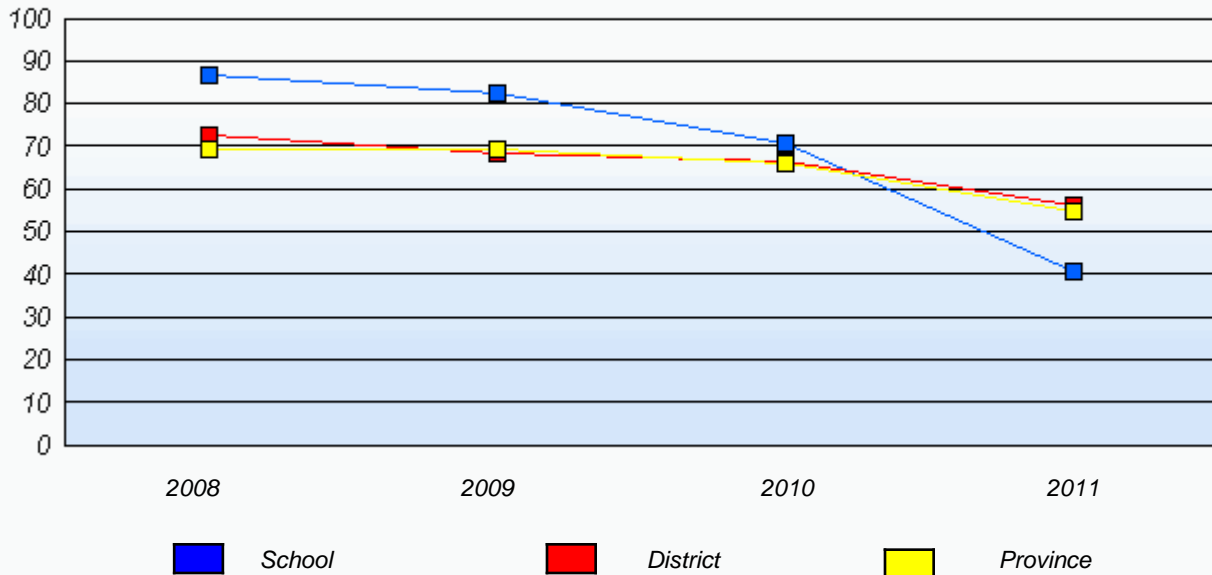
District 4 - Eastern

School #: 214 John Burke High School

Demand Writing
 Percentage of students at level 3 or above (2008 - 2011)



Reading
 Percentage of students at level 3 or above (2008 - 2011)



* In some cases, CRT numbers may exceed AGR numbers based on late enrolments. Pie chart is based on the number of students who wrote the CRT.

* Reading score is composite of Information and Poetry.

District 4 - Eastern

School #: 218 St. Joseph's Academy

Demand Writing

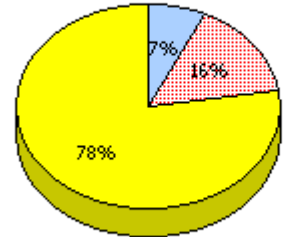
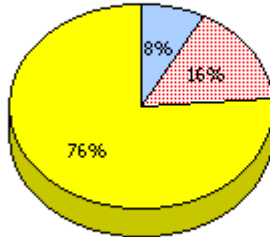
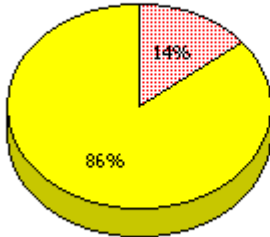
School

District

Province

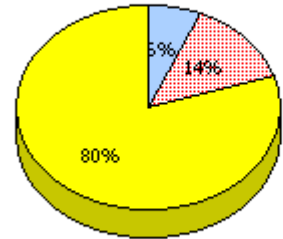
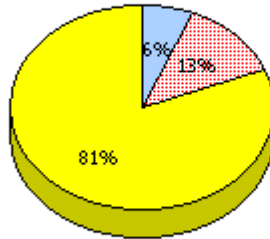
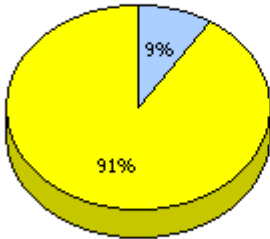
2011

Apr 30,
2011 (7)



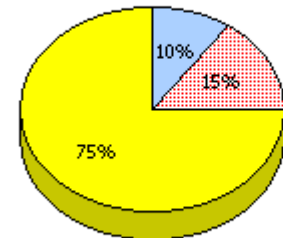
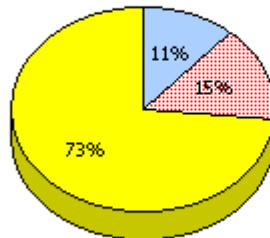
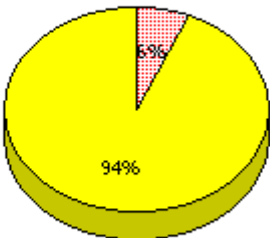
2010

AGR (11)



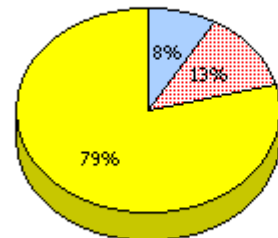
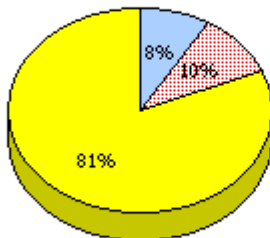
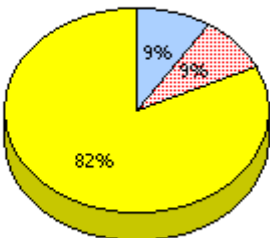
2009

AGR (16)



2008

AGR (11)



Unknown



Not Yet Meeting (1 or 2)



Meeting or Exceeding (3,4,5)

* In some cases, CRT numbers may exceed AGR numbers based on late enrolments. Pie chart is based on the number of students who wrote the CRT.

* Reading score is composite of Information and Poetry.

District 4 - Eastern

School #: 218 St. Joseph's Academy

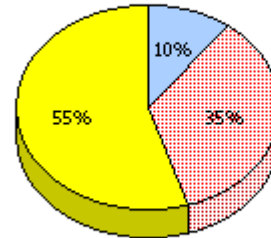
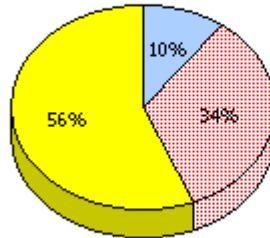
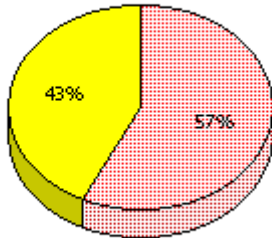
Reading

School

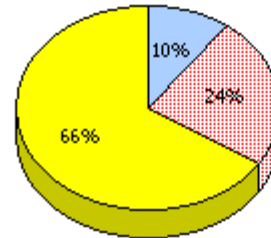
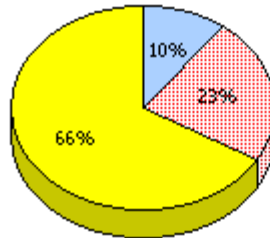
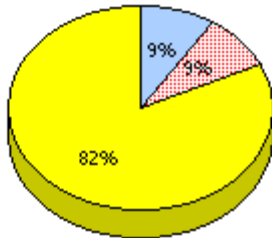
District

Province

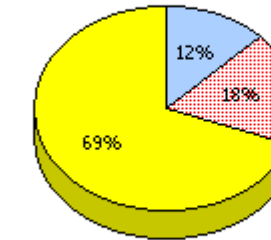
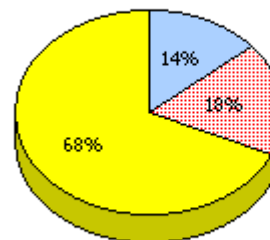
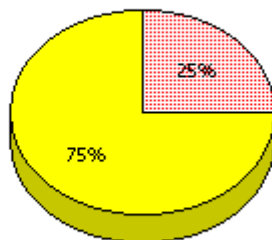
2011
Apr 30,
2011 (7)



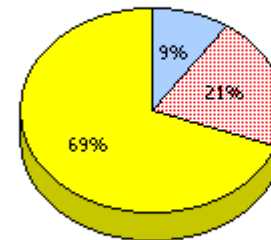
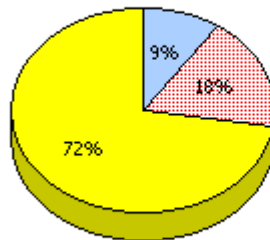
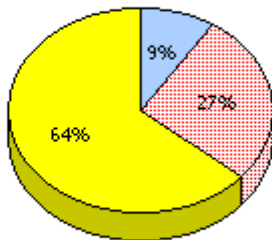
2010
AGR (11)



2009
AGR (16)



2008
AGR (11)



Unknown



Not Yet Meeting (1 or 2)



Meeting or Exceeding (3,4,5)

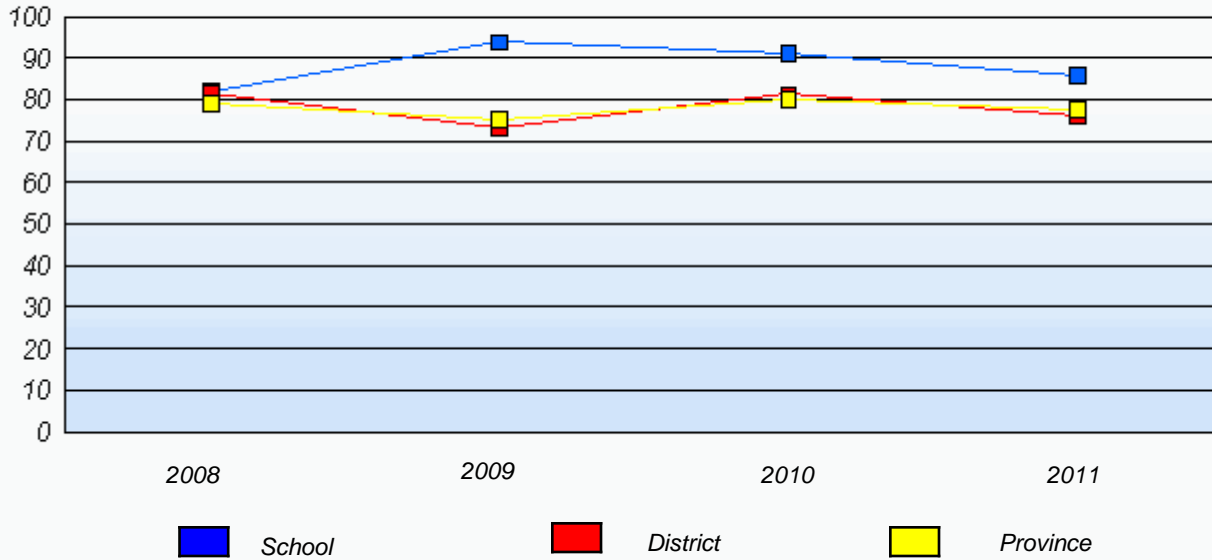
* In some cases, CRT numbers may exceed AGR numbers based on late enrolments. Pie chart is based on the number of students who wrote the CRT.

* Reading score is composite of Information and Poetry.

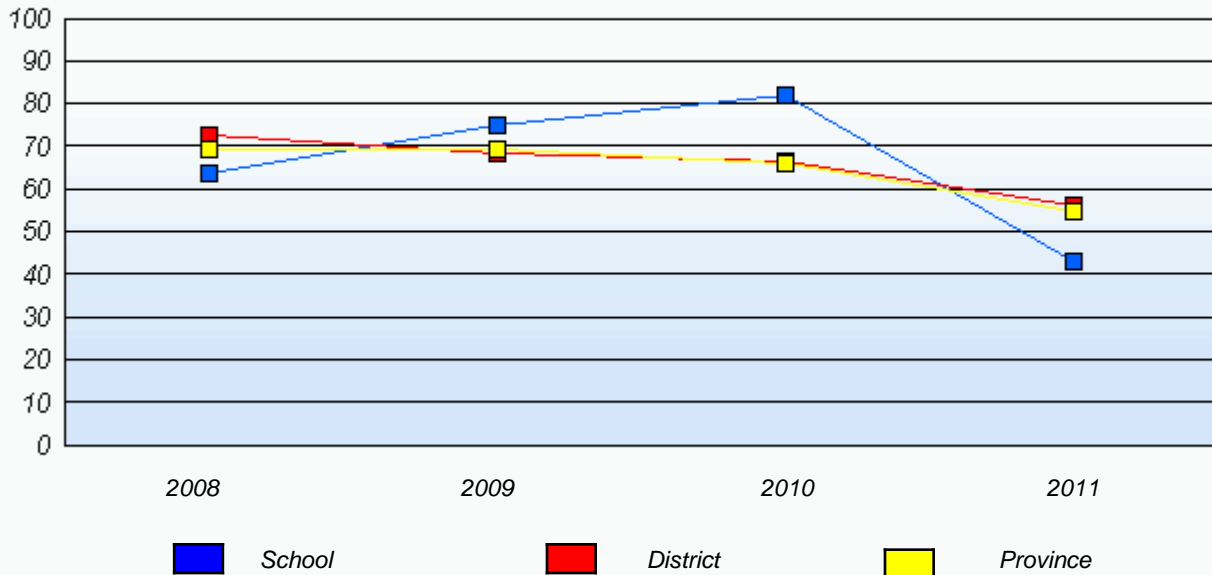
District 4 - Eastern

School #: 218 St. Joseph's Academy

Demand Writing
 Percentage of students at level 3 or above (2008 - 2011)



Reading
 Percentage of students at level 3 or above (2008 - 2011)



* In some cases, CRT numbers may exceed AGR numbers based on late enrolments. Pie chart is based on the number of students who wrote the CRT.

* Reading score is composite of Information and Poetry.

District 4 - Eastern

School #: 223 Christ the King School

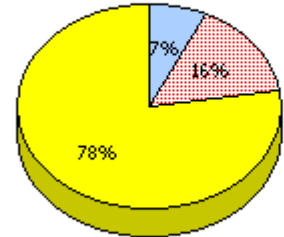
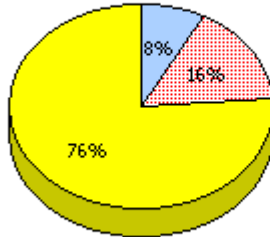
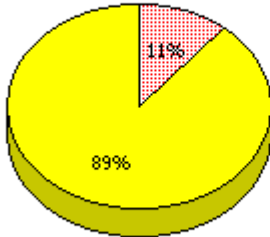
Demand Writing

School

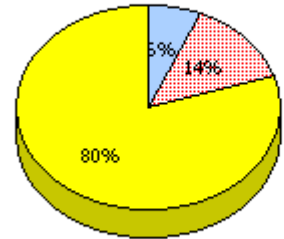
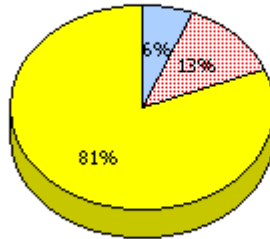
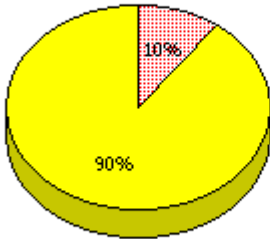
District

Province

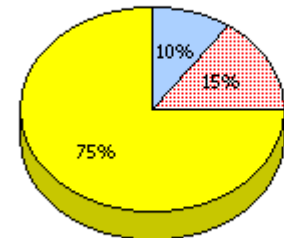
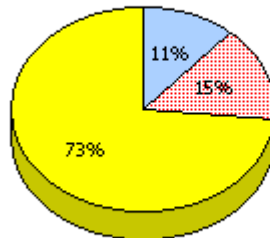
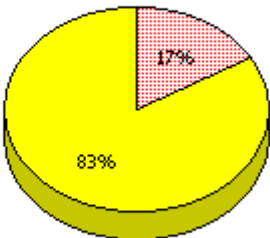
2011
Apr 30,
2011 (9)



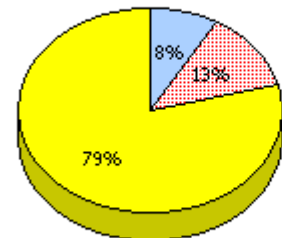
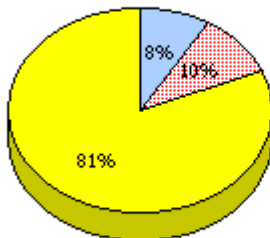
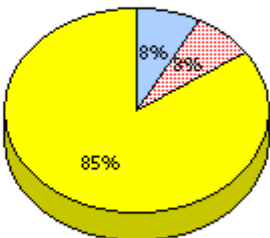
2010
AGR (10)



2009
AGR (12)



2008
AGR (13)



* In some cases, CRT numbers may exceed AGR numbers based on late enrolments. Pie chart is based on the number of students who wrote the CRT.

* Reading score is composite of Information and Poetry.

District 4 - Eastern

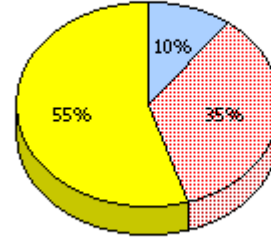
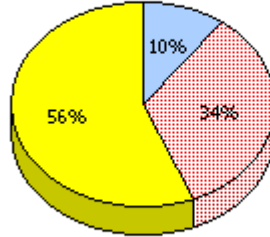
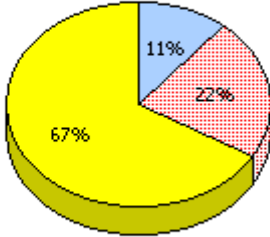
School #: 223 Christ the King School

Reading
District

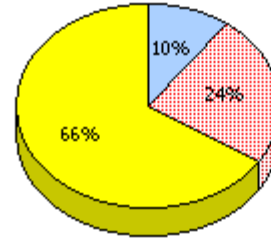
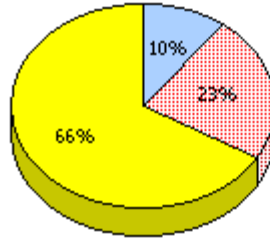
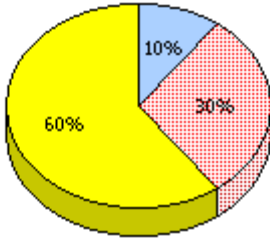
School

Province

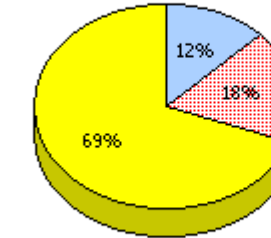
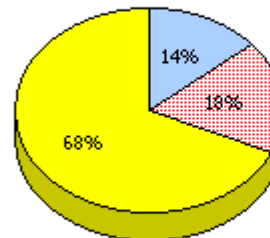
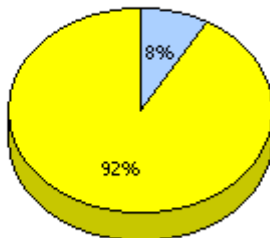
2011
Apr 30,
2011 (9)



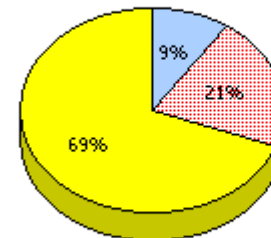
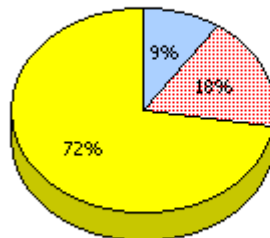
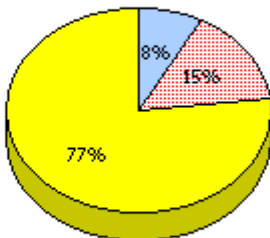
2010
AGR (10)



2009
AGR (12)



2008
AGR (13)



Unknown



Not Yet Meeting (1 or 2)



Meeting or Exceeding (3,4,5)

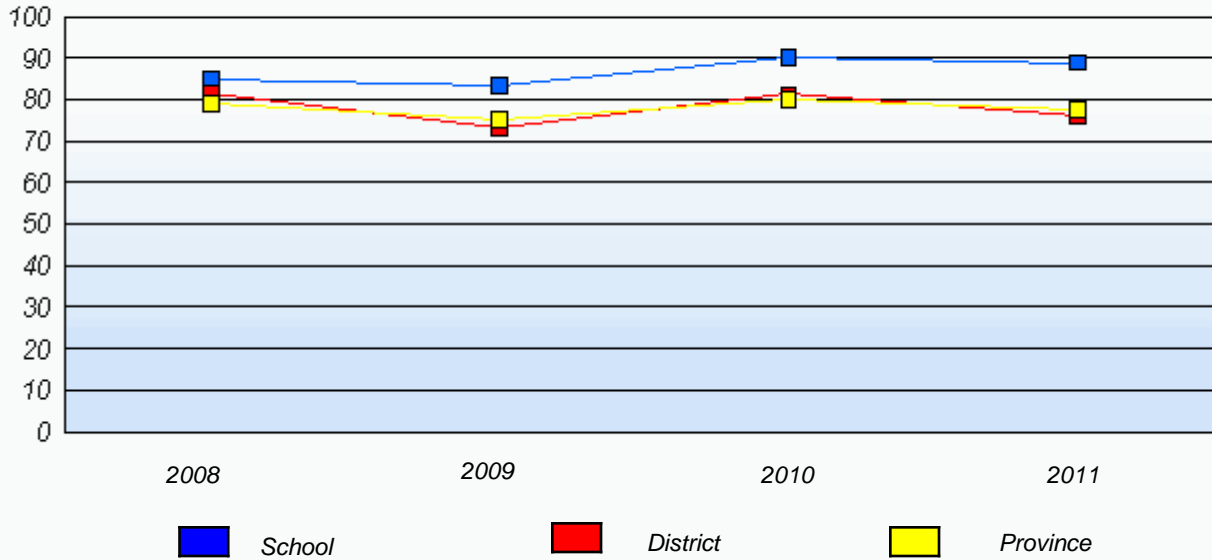
* In some cases, CRT numbers may exceed AGR numbers based on late enrolments. Pie chart is based on the number of students who wrote the CRT.

* Reading score is composite of Information and Poetry.

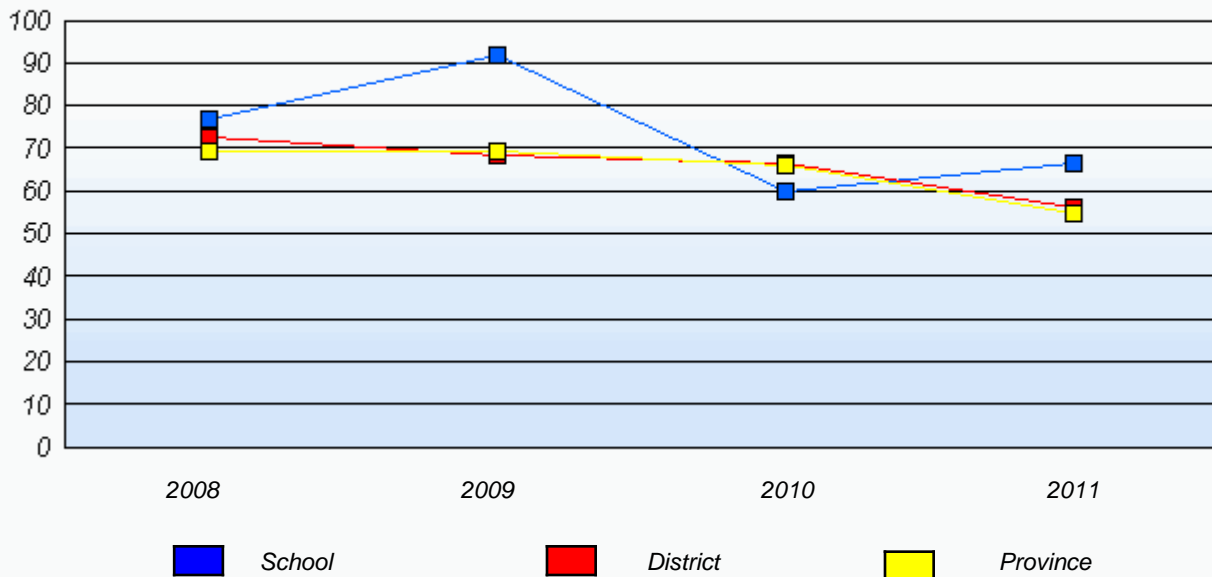
District 4 - Eastern

School #: 223 Christ the King School

Demand Writing
Percentage of students at level 3 or above (2008 - 2011)



Reading
Percentage of students at level 3 or above (2008 - 2011)



* In some cases, CRT numbers may exceed AGR numbers based on late enrolments. Pie chart is based on the number of students who wrote the CRT.

* Reading score is composite of Information and Poetry.

District 4 - Eastern

School #: 225 St. Anne's School

Demand Writing

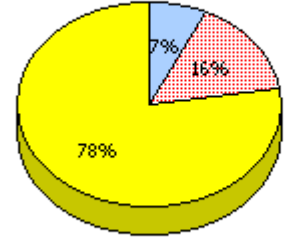
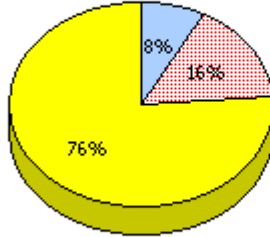
School
School data with 5 or fewer students
withheld for reasons of confidentiality.

District

Province

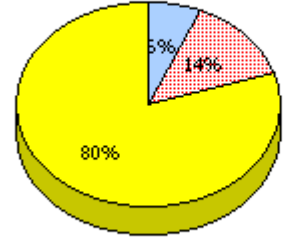
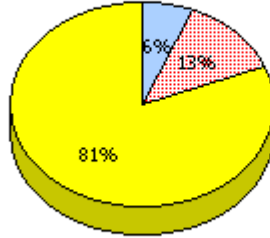
2011

Apr 30,
2011 (2)



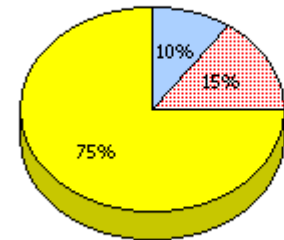
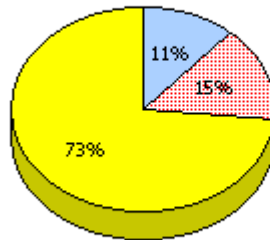
2010

AGR (3)



2009

AGR (1)



2008

AGR (0)



Unknown



Not Yet Meeting (1 or 2)



Meeting or Exceeding (3,4,5)

* In some cases, CRT numbers may exceed AGR numbers based on late enrolments. Pie chart is based on the number of students who wrote the CRT.

* Reading score is composite of Information and Poetry.

District 4 - Eastern

School #: 225 St. Anne's School

School

School data with 5 or fewer students withheld for reasons of confidentiality.

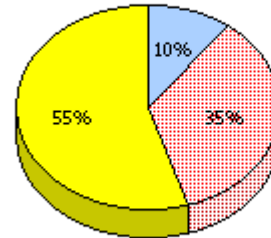
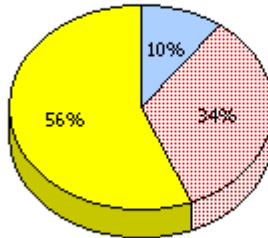
Reading

District

Province

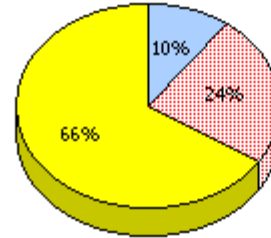
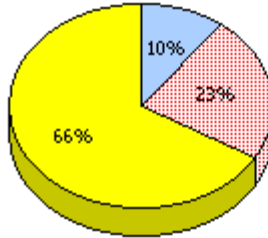
2011

Apr 30,
2011 (2)



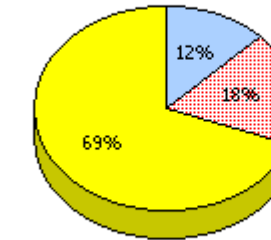
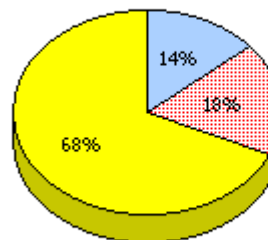
2010

AGR (3)



2009

AGR (1)



2008

AGR (0)



Unknown



Not Yet Meeting (1 or 2)



Meeting or Exceeding (3,4,5)

* In some cases, CRT numbers may exceed AGR numbers based on late enrolments. Pie chart is based on the number of students who wrote the CRT.

* Reading score is composite of Information and Poetry.

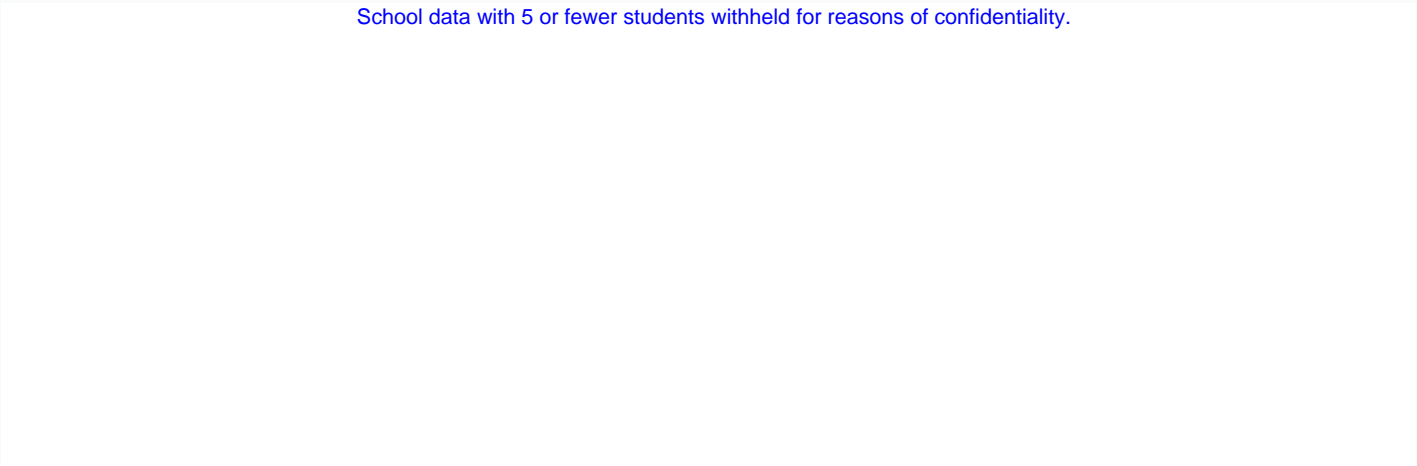
District 4 - Eastern

School #: 225 St. Anne's School

Demand Writing

Percentage of students at level 3 or above (2008 - 2011)

School data with 5 or fewer students withheld for reasons of confidentiality.

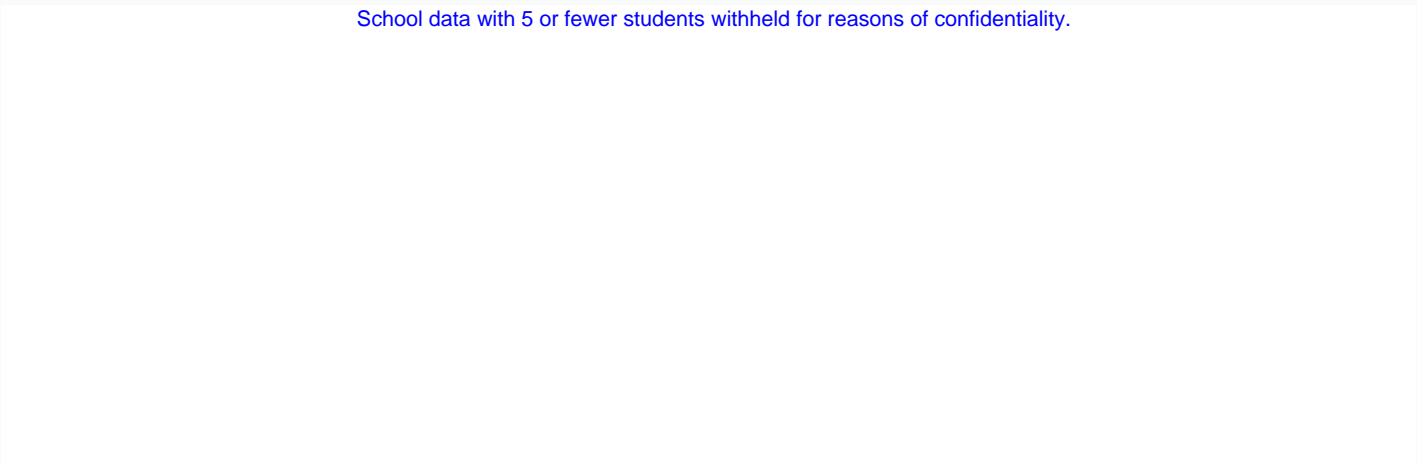


2008 2009 2010 2011
 School
 District
 Province

Reading

Percentage of students at level 3 or above (2008 - 2011)

School data with 5 or fewer students withheld for reasons of confidentiality.



2008 2009 2010 2011
 School
 District
 Province

* In some cases, CRT numbers may exceed AGR numbers based on late enrolments. Pie chart is based on the number of students who wrote the CRT.

* Reading score is composite of Information and Poetry.

District 4 - Eastern

School #: 226 Fortune Bay Academy

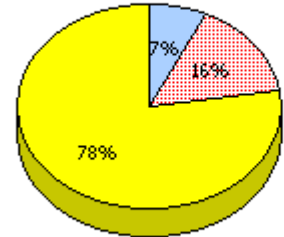
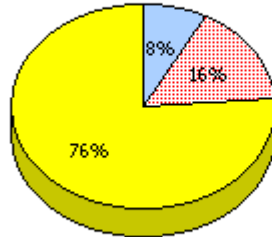
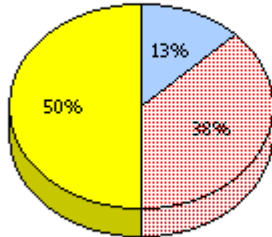
Demand Writing

School

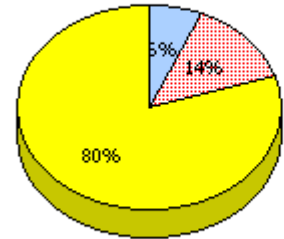
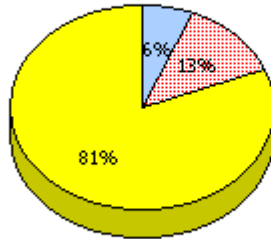
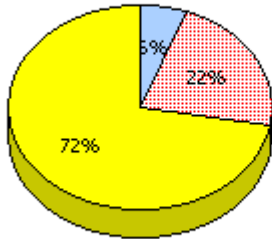
District

Province

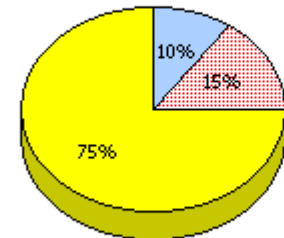
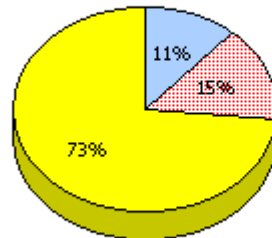
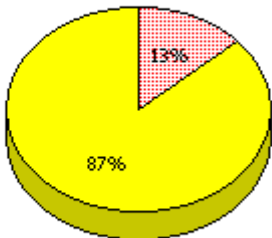
2011
Apr 30,
2011 (8)



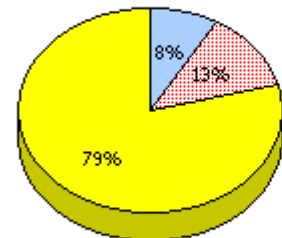
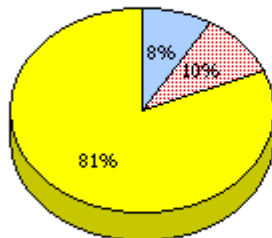
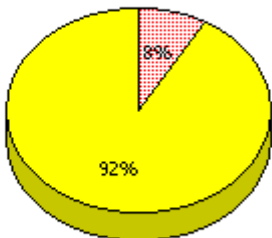
2010
AGR (18)



2009
AGR (15)



2008
AGR (9)



Unknown



Not Yet Meeting (1 or 2)



Meeting or Exceeding (3,4,5)

* In some cases, CRT numbers may exceed AGR numbers based on late enrolments. Pie chart is based on the number of students who wrote the CRT.

* Reading score is composite of Information and Poetry.

District 4 - Eastern

School #: 226 Fortune Bay Academy

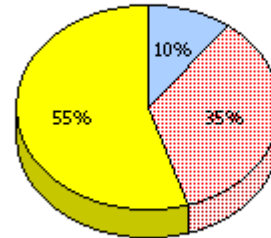
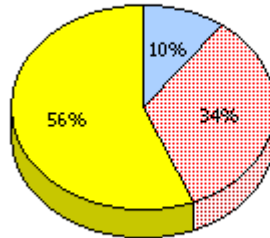
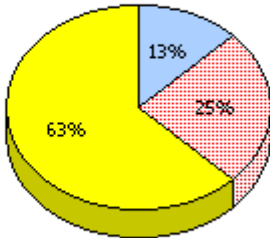
Reading

School

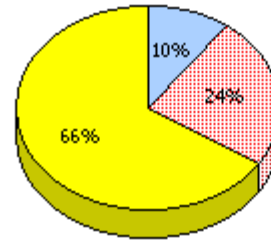
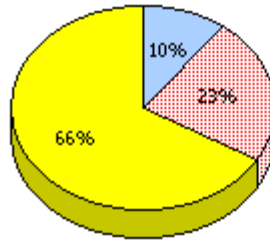
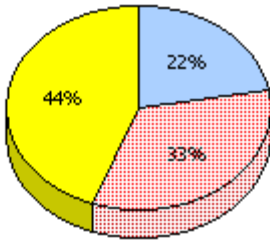
District

Province

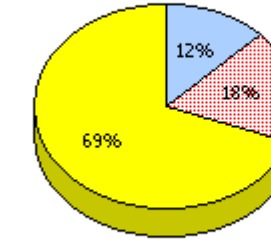
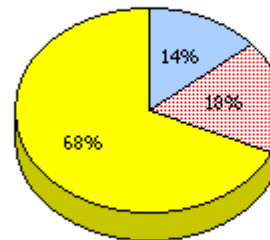
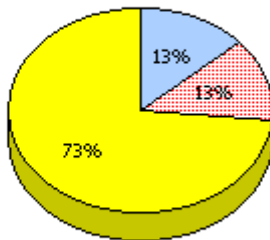
2011
Apr 30,
2011 (8)



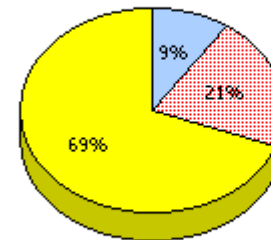
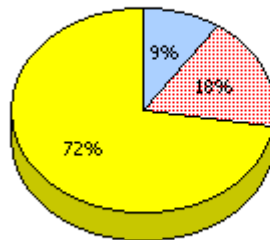
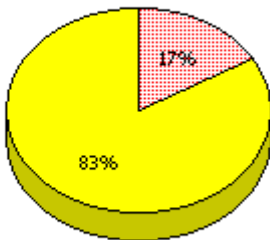
2010
AGR (18)



2009
AGR (15)



2008
AGR (9)



Unknown



Not Yet Meeting (1 or 2)



Meeting or Exceeding (3,4,5)

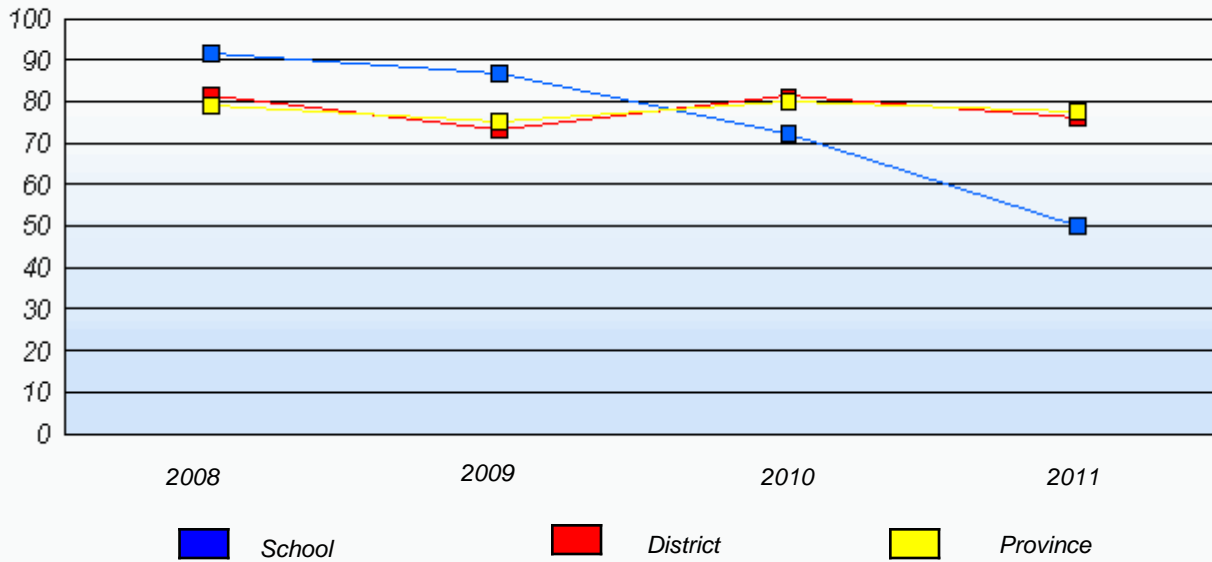
* In some cases, CRT numbers may exceed AGR numbers based on late enrolments. Pie chart is based on the number of students who wrote the CRT.

* Reading score is composite of Information and Poetry.

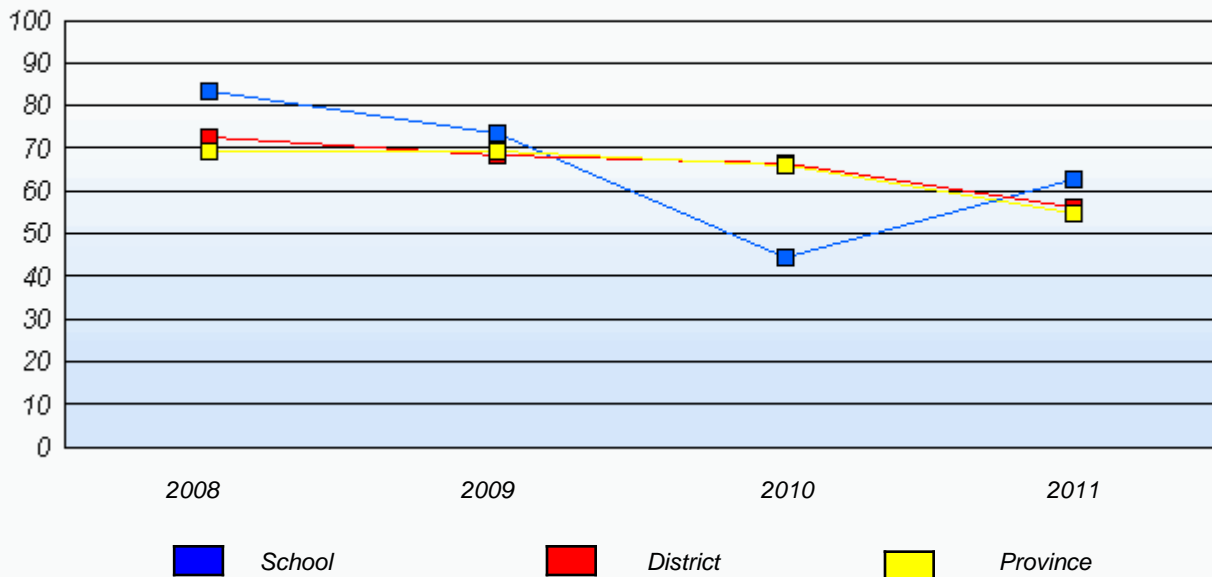
District 4 - Eastern

School #: 226 Fortune Bay Academy

Demand Writing
 Percentage of students at level 3 or above (2008 - 2011)



Reading
 Percentage of students at level 3 or above (2008 - 2011)



* In some cases, CRT numbers may exceed AGR numbers based on late enrolments. Pie chart is based on the number of students who wrote the CRT.

* Reading score is composite of Information and Poetry.

District 4 - Eastern

School #: 228 St. Lawrence Academy

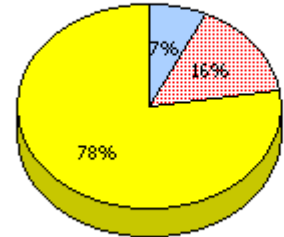
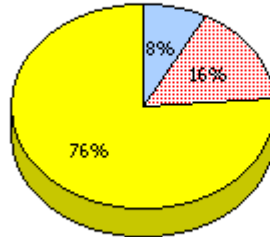
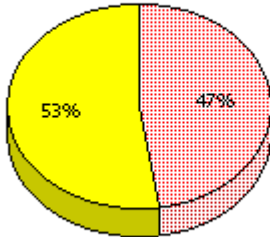
Demand Writing

School

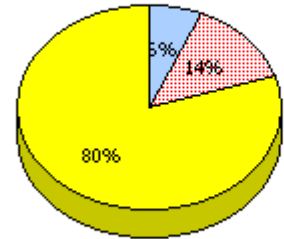
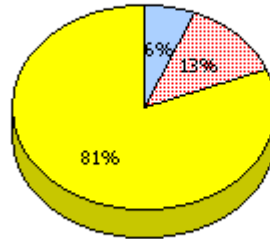
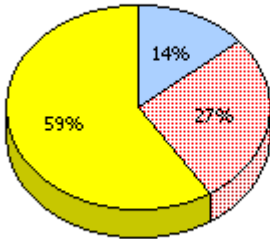
District

Province

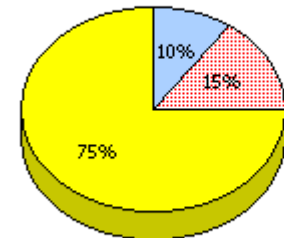
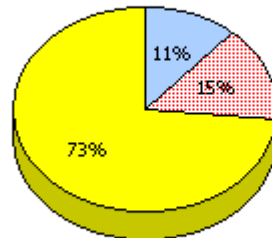
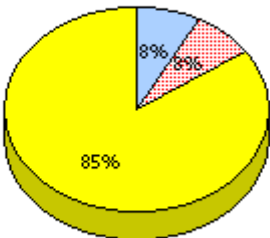
2011
Apr 30,
2011 (19)



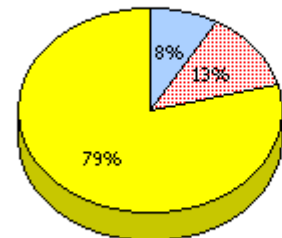
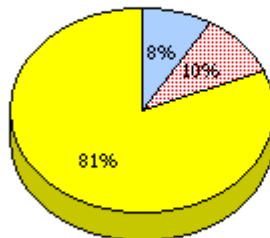
2010
AGR (22)



2009
AGR (13)



2008
AGR (24)



Unknown



Not Yet Meeting (1 or 2)



Meeting or Exceeding (3,4,5)

* In some cases, CRT numbers may exceed AGR numbers based on late enrolments. Pie chart is based on the number of students who wrote the CRT.

* Reading score is composite of Information and Poetry.

District 4 - Eastern

School #: 228 St. Lawrence Academy

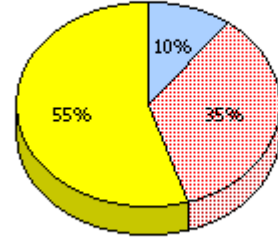
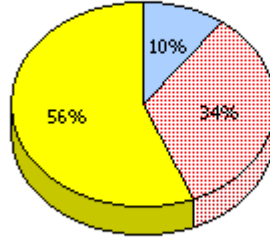
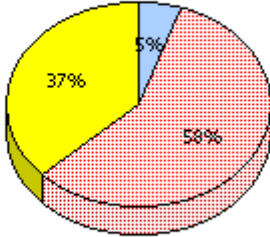
Reading

School

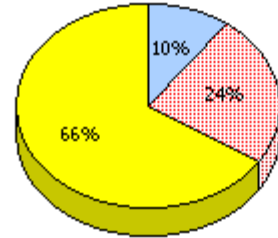
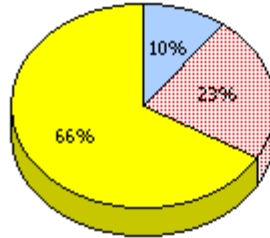
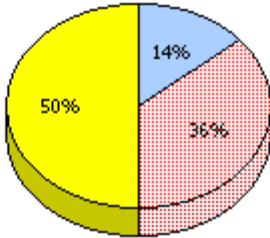
District

Province

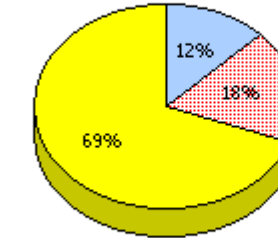
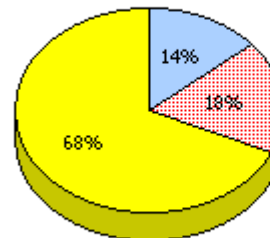
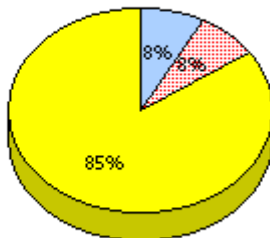
2011
Apr 30,
2011 (19)



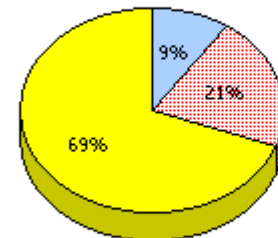
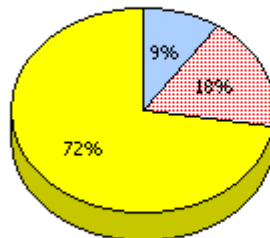
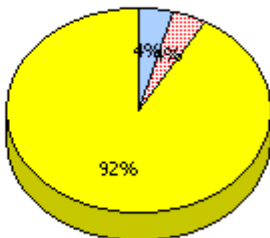
2010
AGR (22)



2009
AGR (13)



2008
AGR (24)



Unknown



Not Yet Meeting (1 or 2)



Meeting or Exceeding (3,4,5)

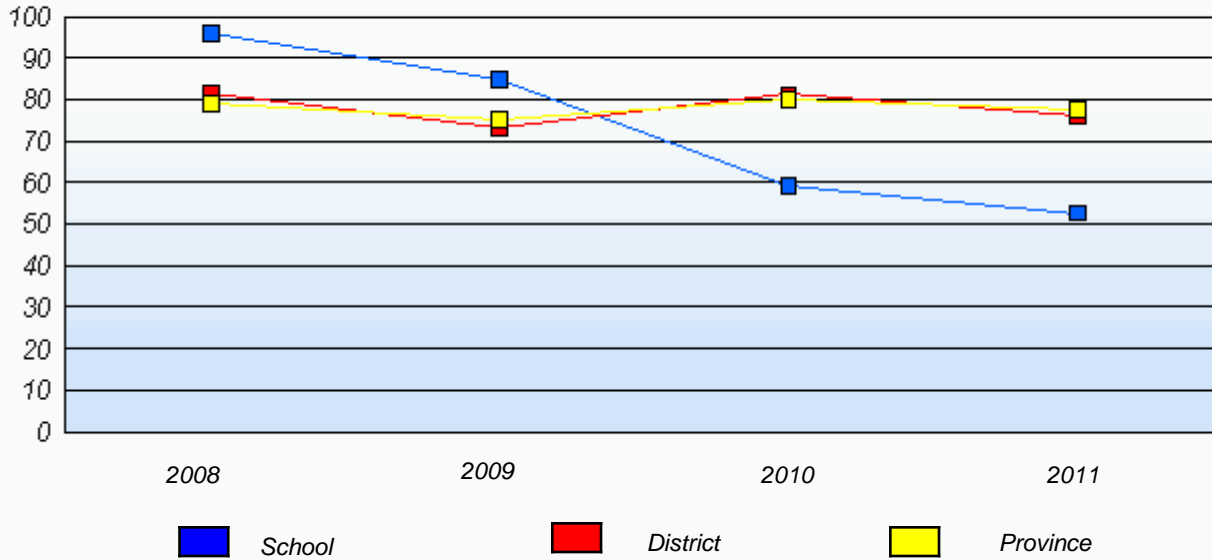
* In some cases, CRT numbers may exceed AGR numbers based on late enrolments. Pie chart is based on the number of students who wrote the CRT.

* Reading score is composite of Information and Poetry.

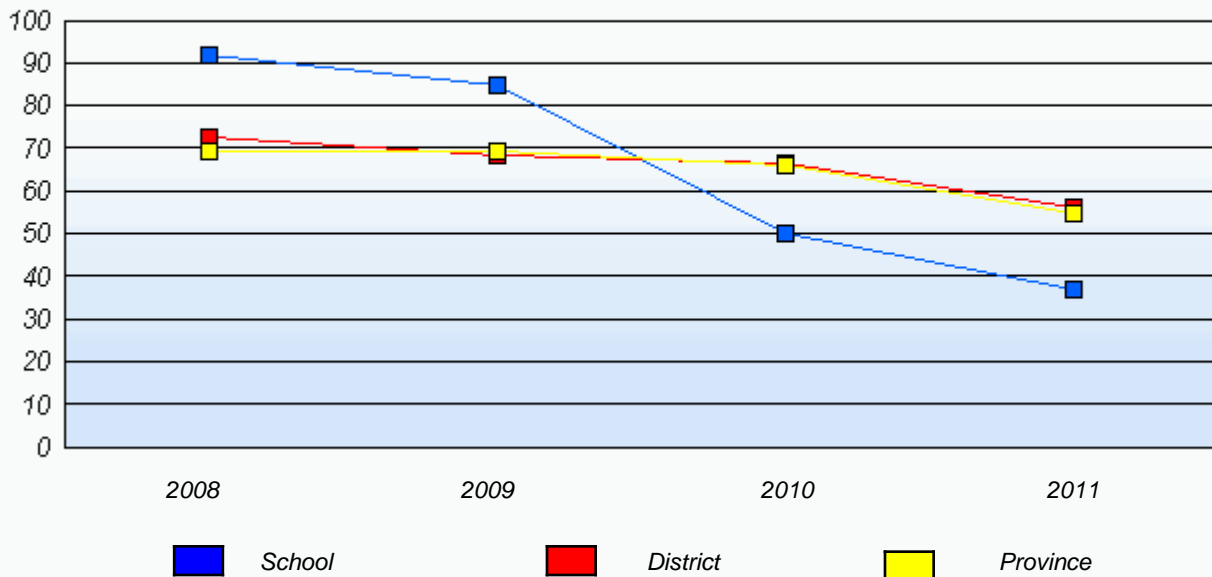
District 4 - Eastern

School #: 228 St. Lawrence Academy

Demand Writing
Percentage of students at level 3 or above (2008 - 2011)



Reading
Percentage of students at level 3 or above (2008 - 2011)



* In some cases, CRT numbers may exceed AGR numbers based on late enrolments. Pie chart is based on the number of students who wrote the CRT.

* Reading score is composite of Information and Poetry.

District 4 - Eastern

School #: 229 St. Joseph's All Grade

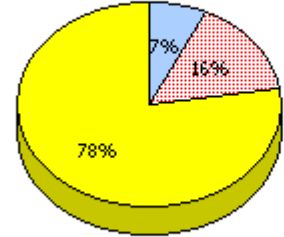
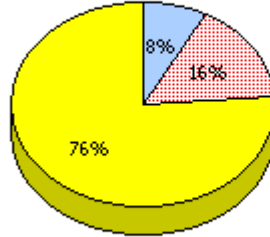
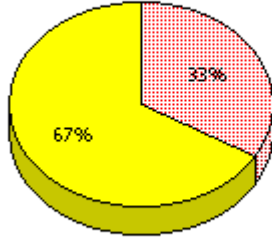
Demand Writing

School

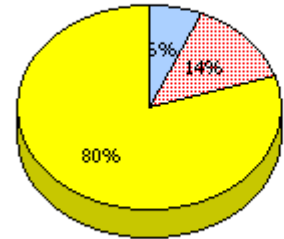
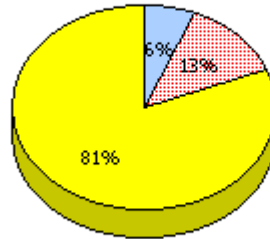
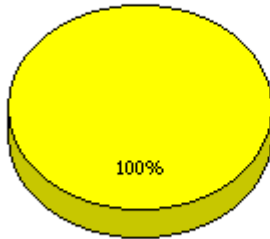
District

Province

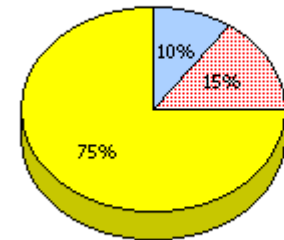
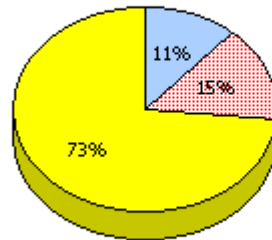
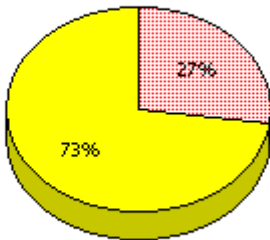
2011
Apr 30,
2011 (12)



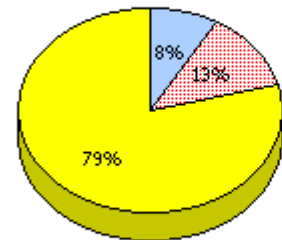
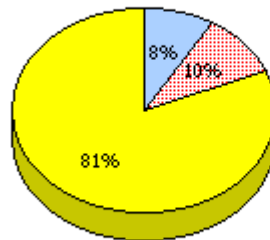
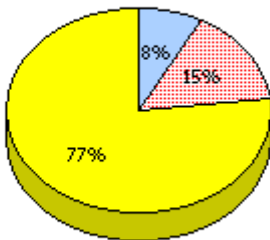
2010
AGR (7)



2009
AGR (11)



2008
AGR (13)



Unknown
 Not Yet Meeting (1 or 2)
 Meeting or Exceeding (3,4,5)

* In some cases, CRT numbers may exceed AGR numbers based on late enrolments. Pie chart is based on the number of students who wrote the CRT.

* Reading score is composite of Information and Poetry.

District 4 - Eastern

School #: 229 St. Joseph's All Grade

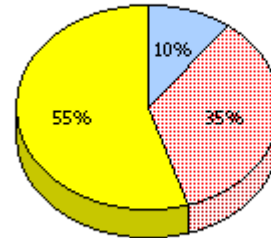
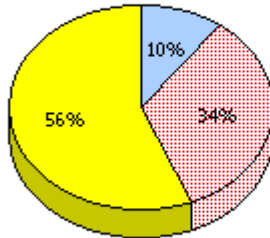
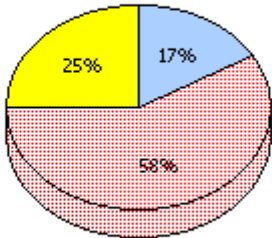
Reading

School

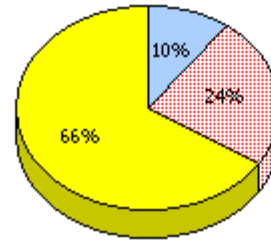
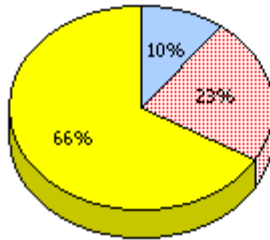
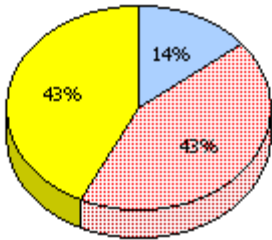
District

Province

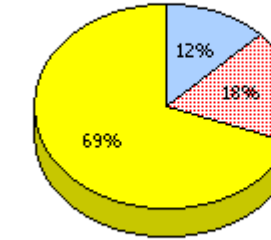
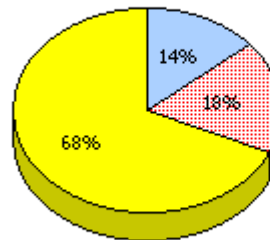
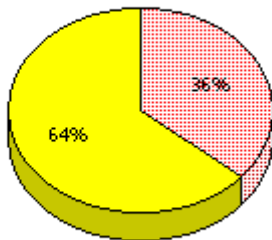
2011
Apr 30,
2011 (12)



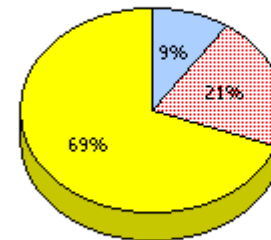
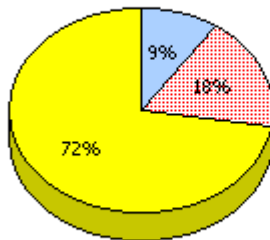
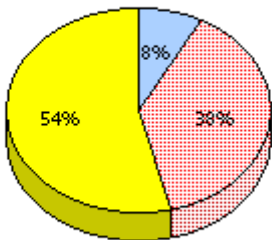
2010
AGR (7)



2009
AGR (11)



2008
AGR (13)



Unknown



Not Yet Meeting (1 or 2)



Meeting or Exceeding (3,4,5)

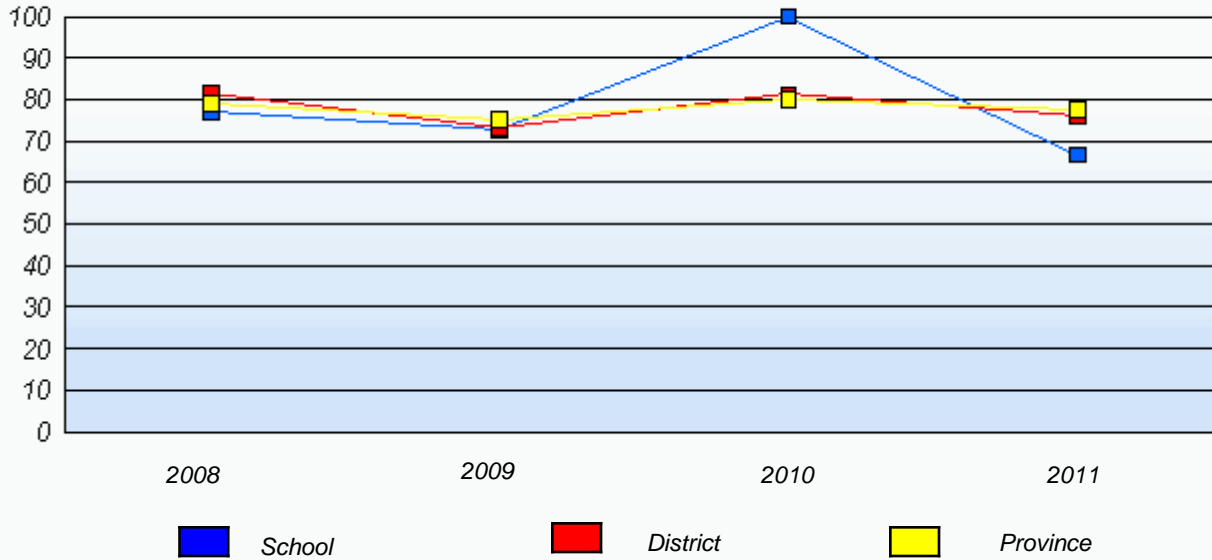
* In some cases, CRT numbers may exceed AGR numbers based on late enrolments. Pie chart is based on the number of students who wrote the CRT.

* Reading score is composite of Information and Poetry.

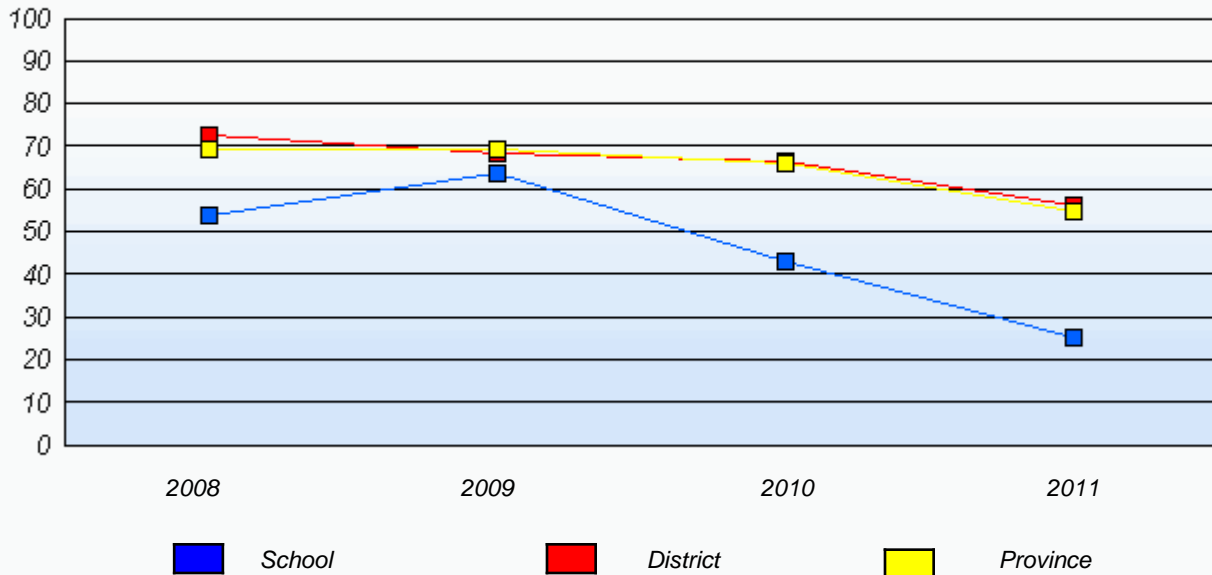
District 4 - Eastern

School #: 229 St. Joseph's All Grade

Demand Writing
 Percentage of students at level 3 or above (2008 - 2011)



Reading
 Percentage of students at level 3 or above (2008 - 2011)



* In some cases, CRT numbers may exceed AGR numbers based on late enrolments. Pie chart is based on the number of students who wrote the CRT.

* Reading score is composite of Information and Poetry.

District 4 - Eastern

School #: 231 Discovery Collegiate

Demand Writing

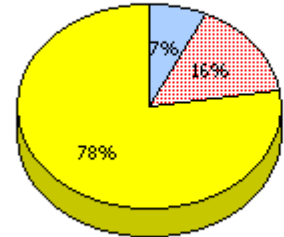
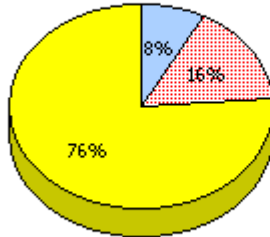
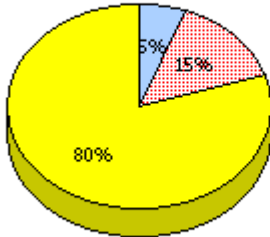
School

District

Province

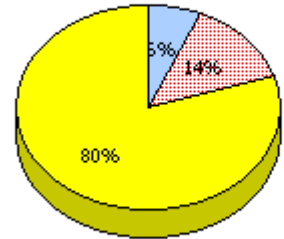
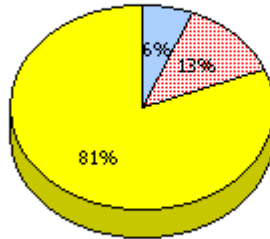
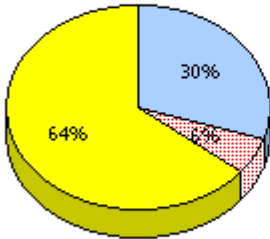
2011

Apr 30,
2011 (55)



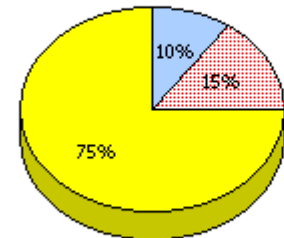
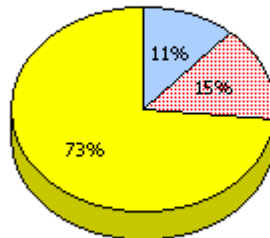
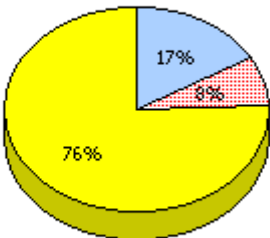
2010

AGR (70)



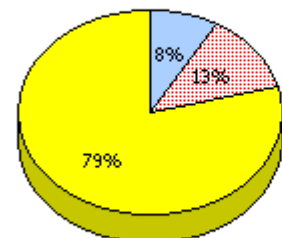
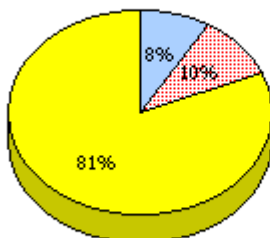
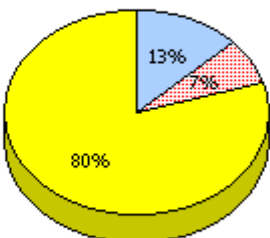
2009

AGR (78)



2008

AGR (84)



Unknown



Not Yet Meeting (1 or 2)



Meeting or Exceeding (3,4,5)

* In some cases, CRT numbers may exceed AGR numbers based on late enrolments. Pie chart is based on the number of students who wrote the CRT.

* Reading score is composite of Information and Poetry.

District 4 - Eastern

School #: 231 Discovery Collegiate

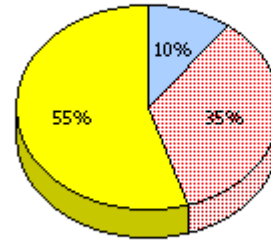
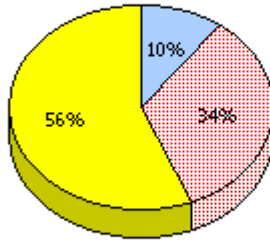
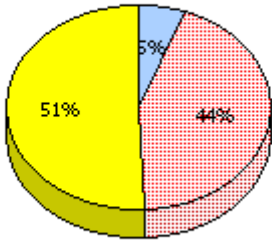
Reading

School

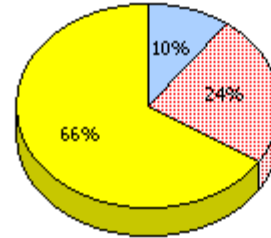
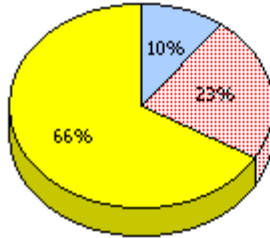
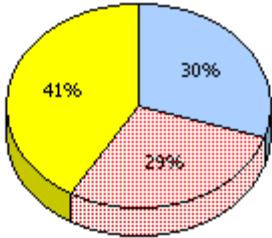
District

Province

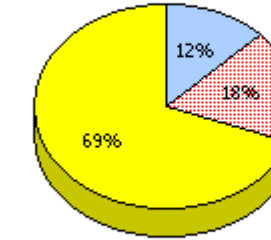
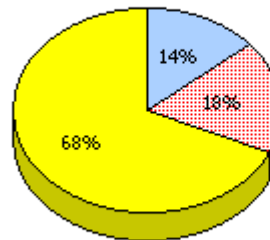
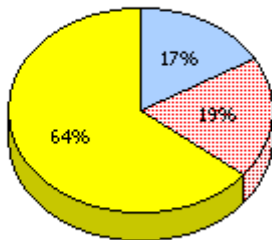
2011
Apr 30,
2011 (55)



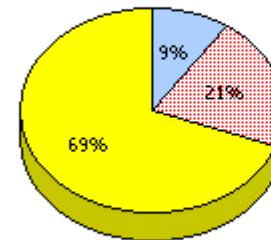
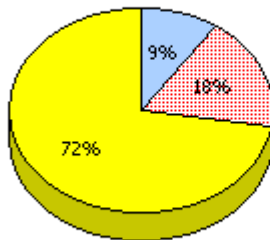
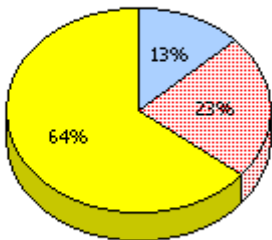
2010
AGR (70)



2009
AGR (78)



2008
AGR (84)



Unknown



Not Yet Meeting (1 or 2)



Meeting or Exceeding (3,4,5)

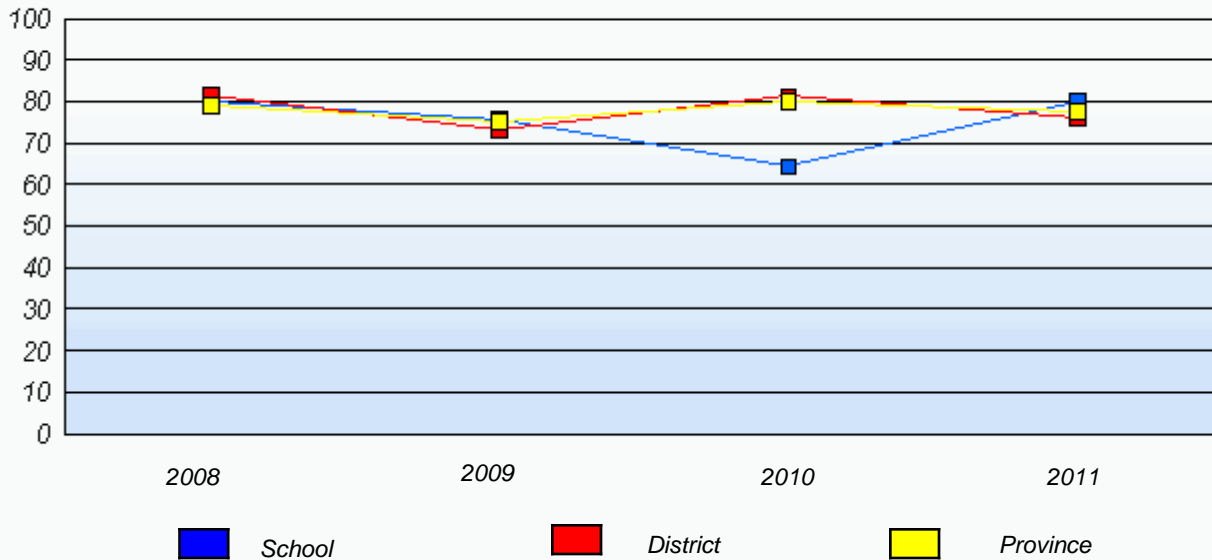
* In some cases, CRT numbers may exceed AGR numbers based on late enrolments. Pie chart is based on the number of students who wrote the CRT.

* Reading score is composite of Information and Poetry.

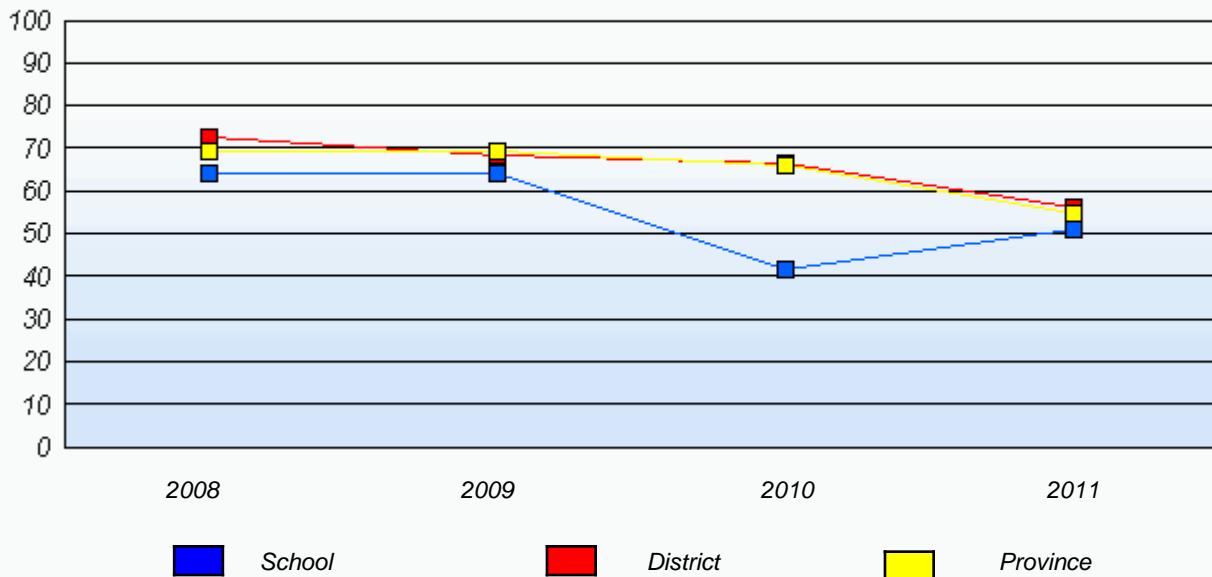
District 4 - Eastern

School #: 231 Discovery Collegiate

Demand Writing
 Percentage of students at level 3 or above (2008 - 2011)



Reading
 Percentage of students at level 3 or above (2008 - 2011)



* In some cases, CRT numbers may exceed AGR numbers based on late enrolments. Pie chart is based on the number of students who wrote the CRT.

* Reading score is composite of Information and Poetry.

District 4 - Eastern

School #: 235 Clarenville High School

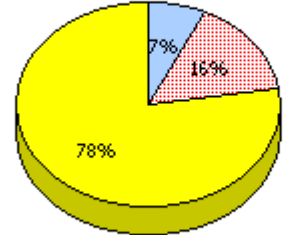
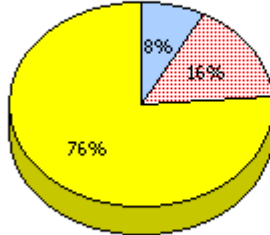
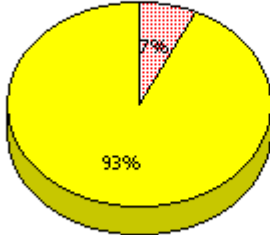
Demand Writing

School

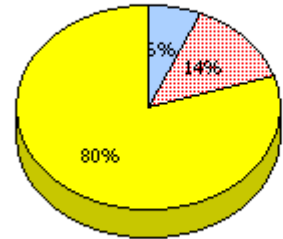
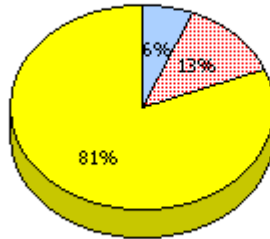
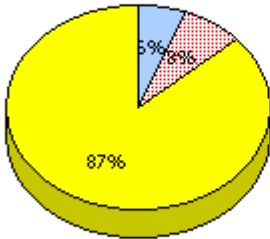
District

Province

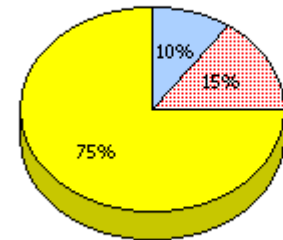
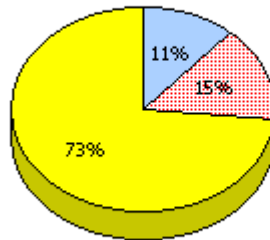
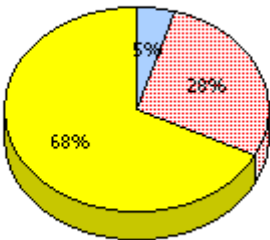
2011
Apr 30,
2011 (100)



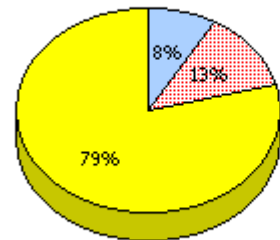
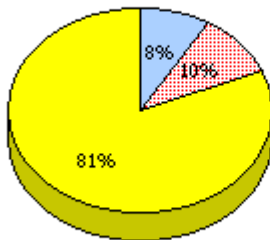
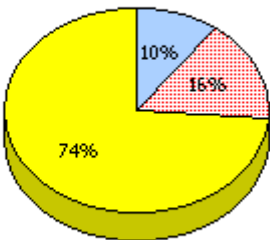
2010
AGR (104)



2009
AGR (108)



2008
AGR (91)



Unknown
 Not Yet Meeting (1 or 2)
 Meeting or Exceeding (3,4,5)

* In some cases, CRT numbers may exceed AGR numbers based on late enrolments. Pie chart is based on the number of students who wrote the CRT.

* Reading score is composite of Information and Poetry.

District 4 - Eastern

School #: 235 Clarenville High School

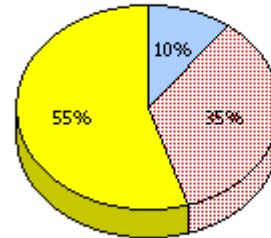
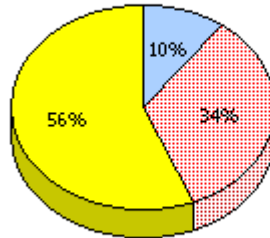
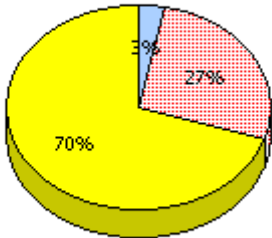
Reading

School

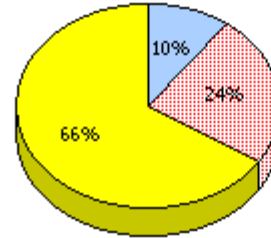
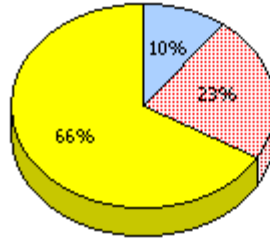
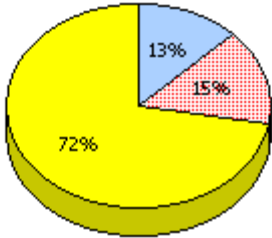
District

Province

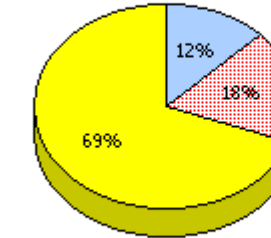
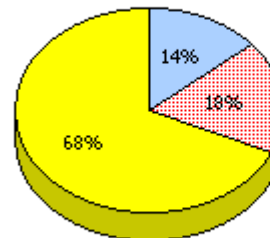
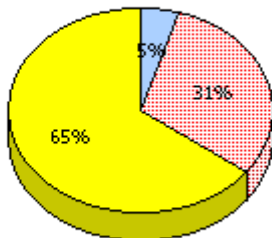
2011
Apr 30,
2011 (100)



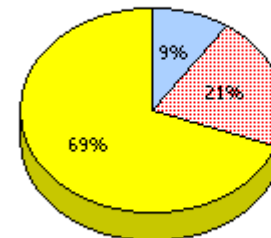
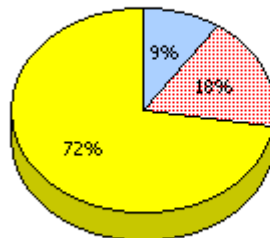
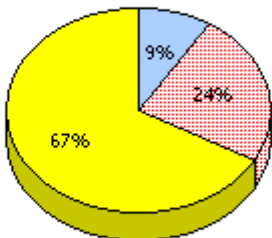
2010
AGR (104)



2009
AGR (108)



2008
AGR (91)



Unknown



Not Yet Meeting (1 or 2)



Meeting or Exceeding (3,4,5)

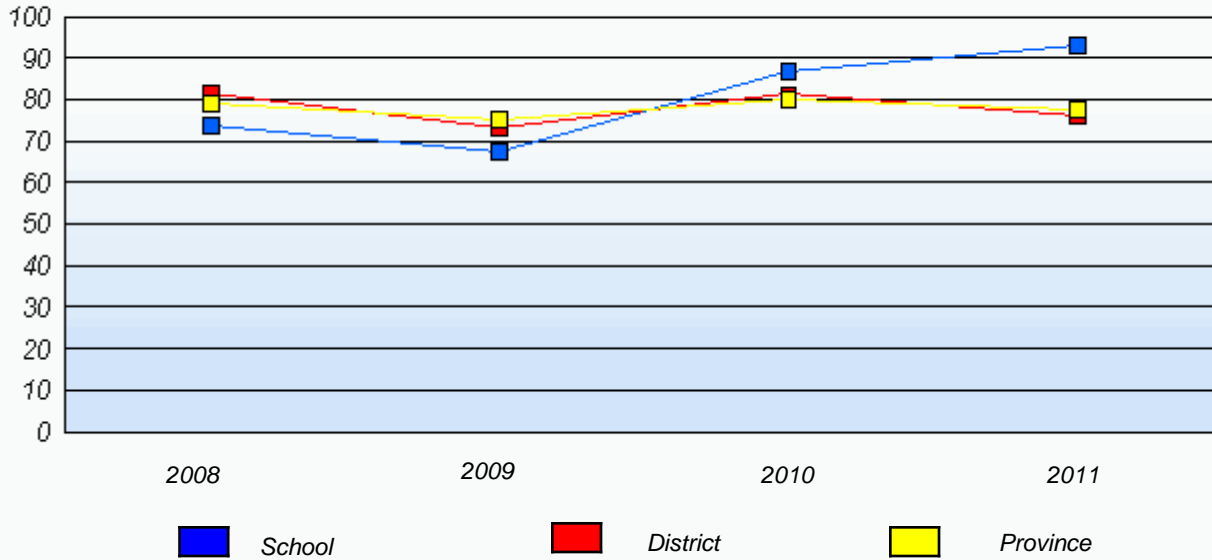
* In some cases, CRT numbers may exceed AGR numbers based on late enrolments. Pie chart is based on the number of students who wrote the CRT.

* Reading score is composite of Information and Poetry.

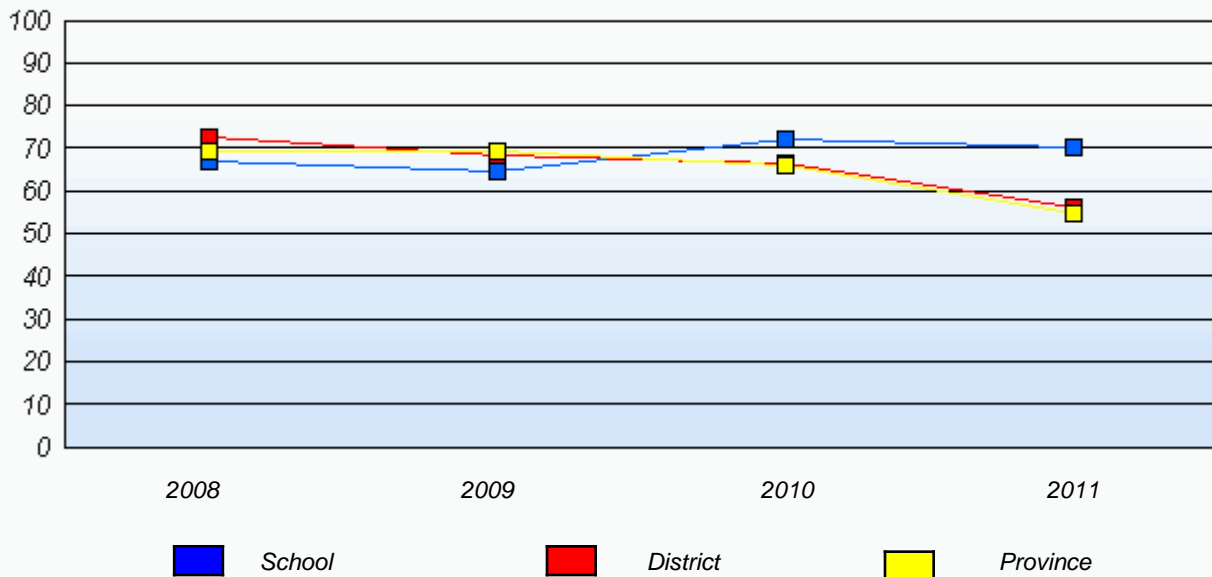
District 4 - Eastern

School #: 235 Clarenville High School

Demand Writing
 Percentage of students at level 3 or above (2008 - 2011)



Reading
 Percentage of students at level 3 or above (2008 - 2011)



* In some cases, CRT numbers may exceed AGR numbers based on late enrolments. Pie chart is based on the number of students who wrote the CRT.

* Reading score is composite of Information and Poetry.

District 4 - Eastern

School #: 240 Bishop White School

Demand Writing

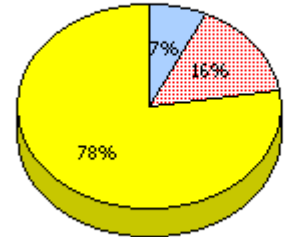
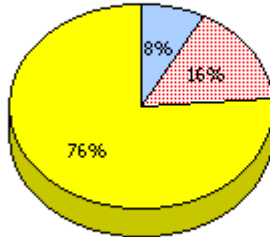
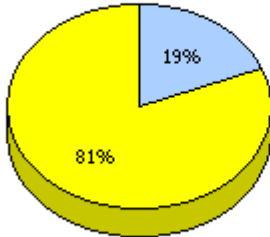
School

District

Province

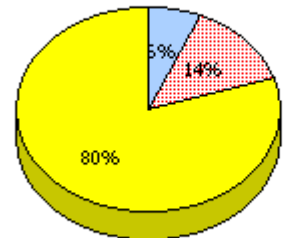
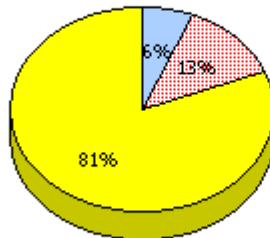
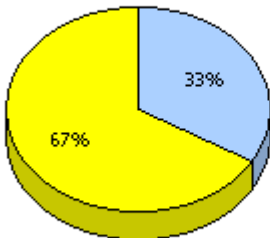
2011

Apr 30,
2011 (16)



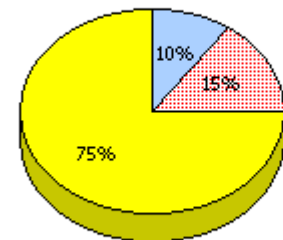
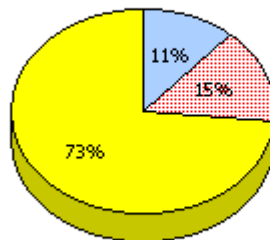
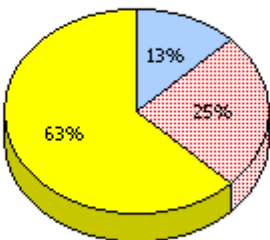
2010

AGR (6)



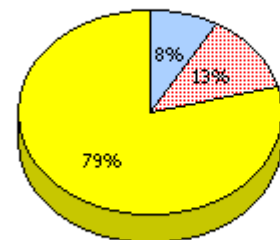
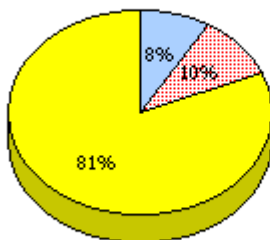
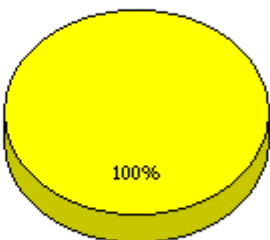
2009

AGR (8)



2008

AGR (9)



Unknown



Not Yet Meeting (1 or 2)



Meeting or Exceeding (3,4,5)

* In some cases, CRT numbers may exceed AGR numbers based on late enrolments. Pie chart is based on the number of students who wrote the CRT.

* Reading score is composite of Information and Poetry.

District 4 - Eastern

School #: 240 Bishop White School

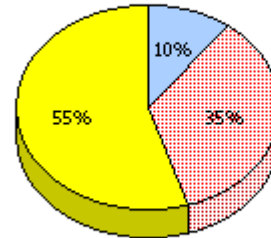
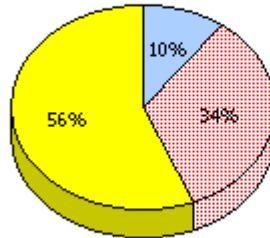
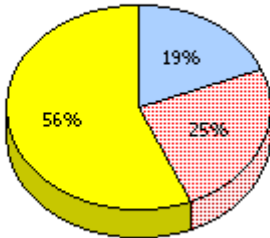
Reading

School

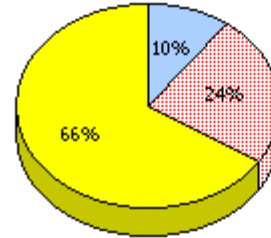
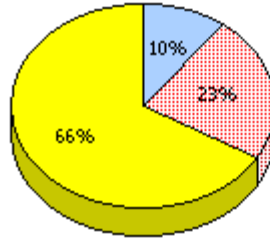
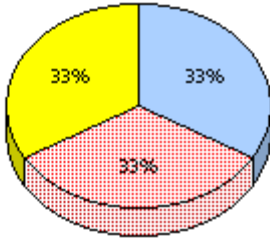
District

Province

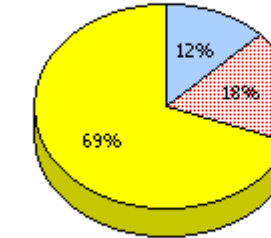
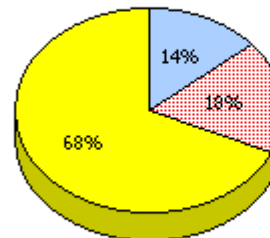
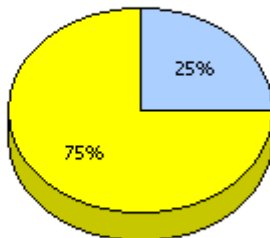
2011
Apr 30,
2011 (16)



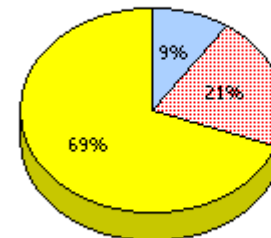
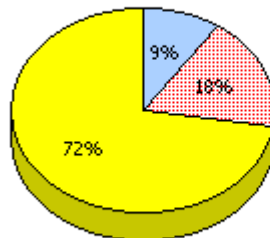
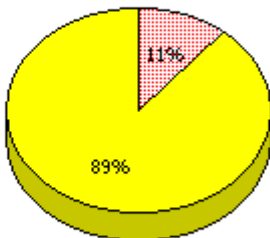
2010
AGR (6)



2009
AGR (8)



2008
AGR (9)



Unknown



Not Yet Meeting (1 or 2)



Meeting or Exceeding (3,4,5)

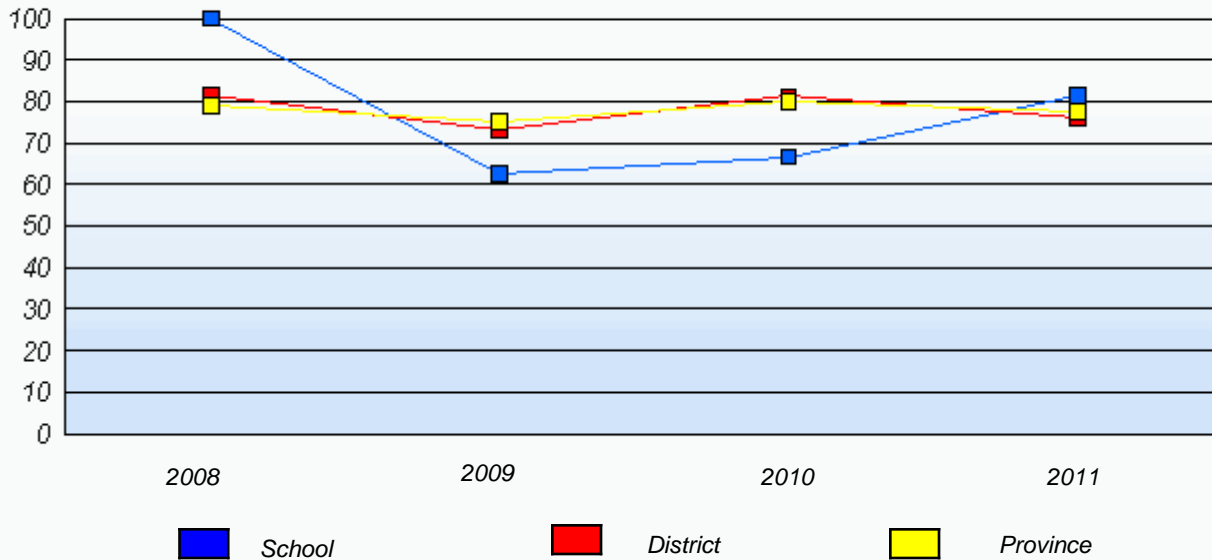
* In some cases, CRT numbers may exceed AGR numbers based on late enrolments. Pie chart is based on the number of students who wrote the CRT.

* Reading score is composite of Information and Poetry.

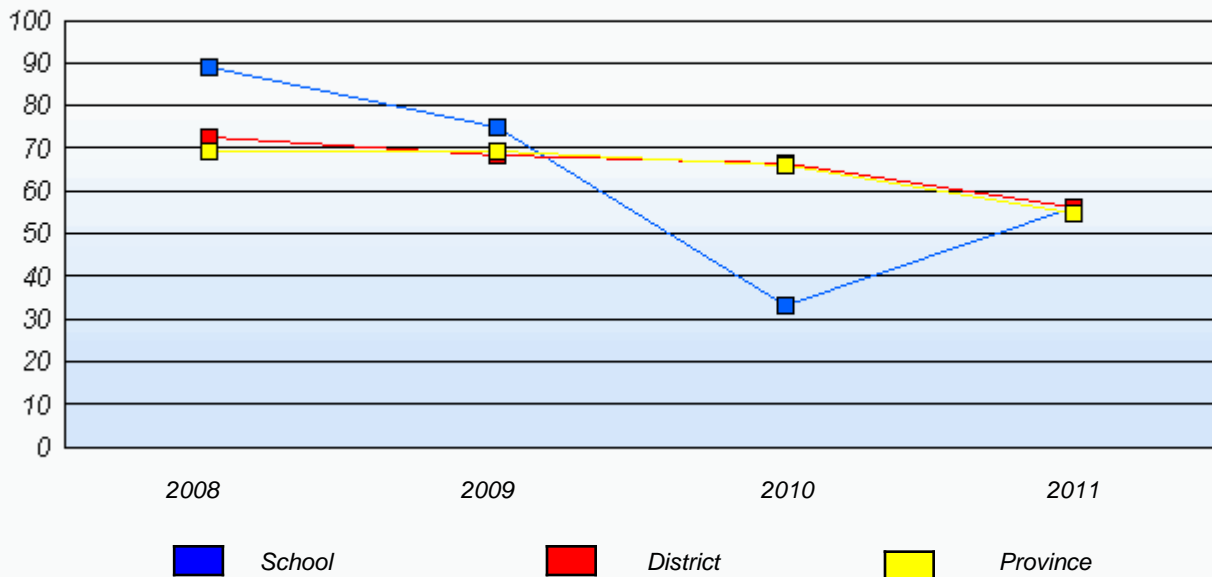
District 4 - Eastern

School #: 240 Bishop White School

Demand Writing
 Percentage of students at level 3 or above (2008 - 2011)



Reading
 Percentage of students at level 3 or above (2008 - 2011)



* In some cases, CRT numbers may exceed AGR numbers based on late enrolments. Pie chart is based on the number of students who wrote the CRT.

* Reading score is composite of Information and Poetry.

District 4 - Eastern

School #: 242 Random Island Academy

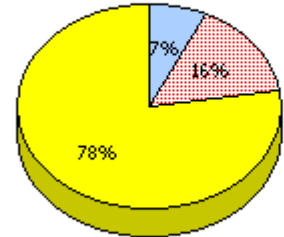
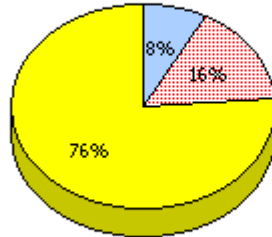
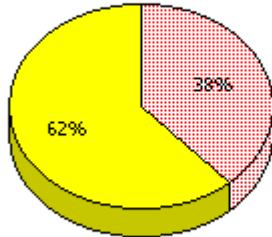
Demand Writing

School

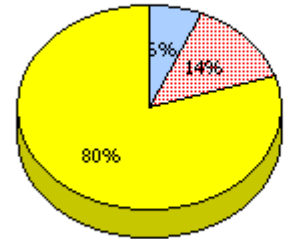
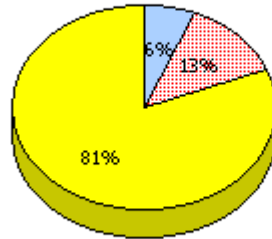
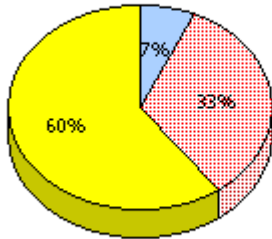
District

Province

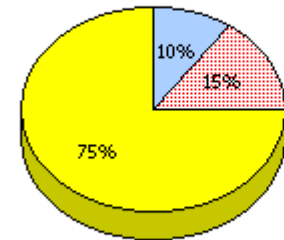
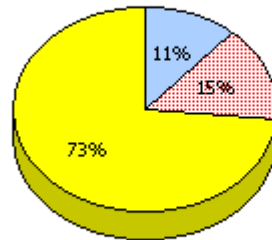
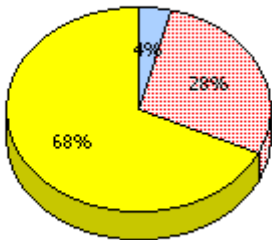
2011
Apr 30,
2011 (13)



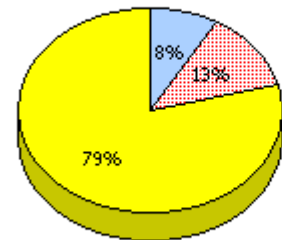
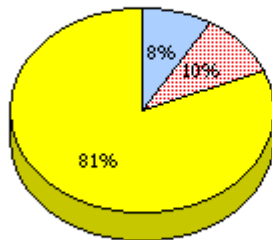
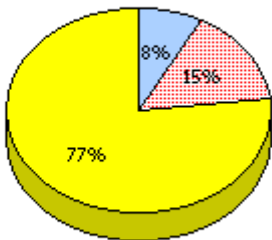
2010
AGR (15)



2009
AGR (25)



2008
AGR (13)



Unknown



Not Yet Meeting (1 or 2)



Meeting or Exceeding (3,4,5)

* In some cases, CRT numbers may exceed AGR numbers based on late enrolments. Pie chart is based on the number of students who wrote the CRT.

* Reading score is composite of Information and Poetry.

District 4 - Eastern

School #: 242 Random Island Academy

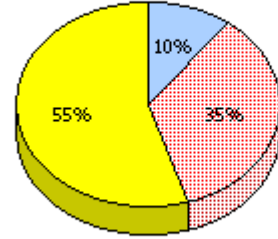
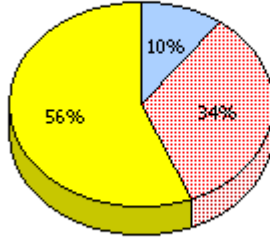
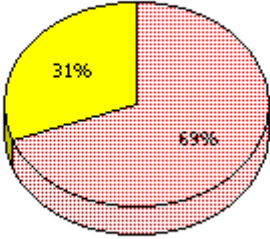
Reading

School

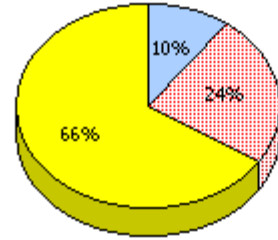
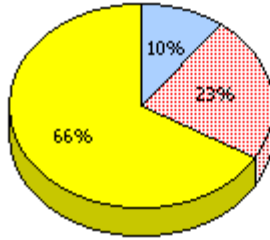
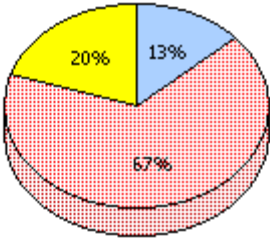
District

Province

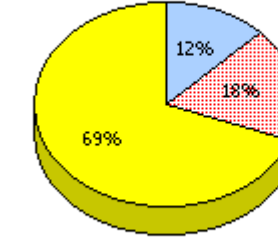
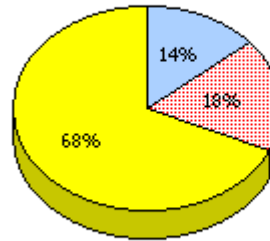
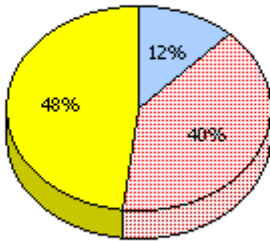
2011
Apr 30,
2011 (13)



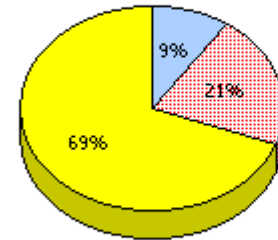
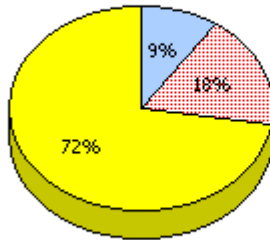
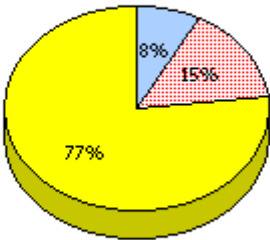
2010
AGR (15)



2009
AGR (25)



2008
AGR (13)



Unknown



Not Yet Meeting (1 or 2)



Meeting or Exceeding (3,4,5)

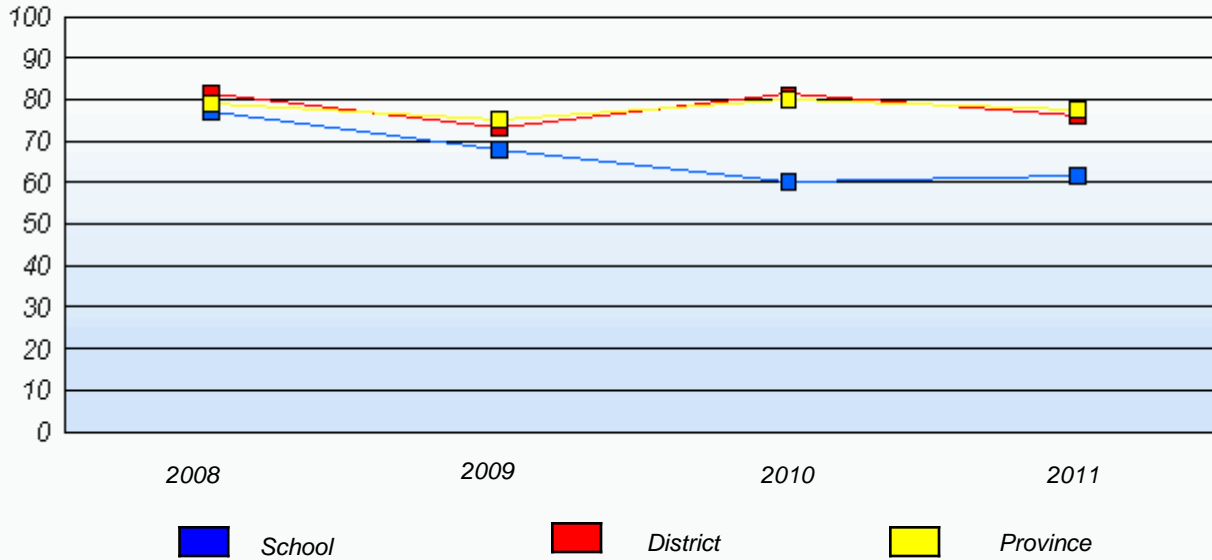
* In some cases, CRT numbers may exceed AGR numbers based on late enrolments. Pie chart is based on the number of students who wrote the CRT.

* Reading score is composite of Information and Poetry.

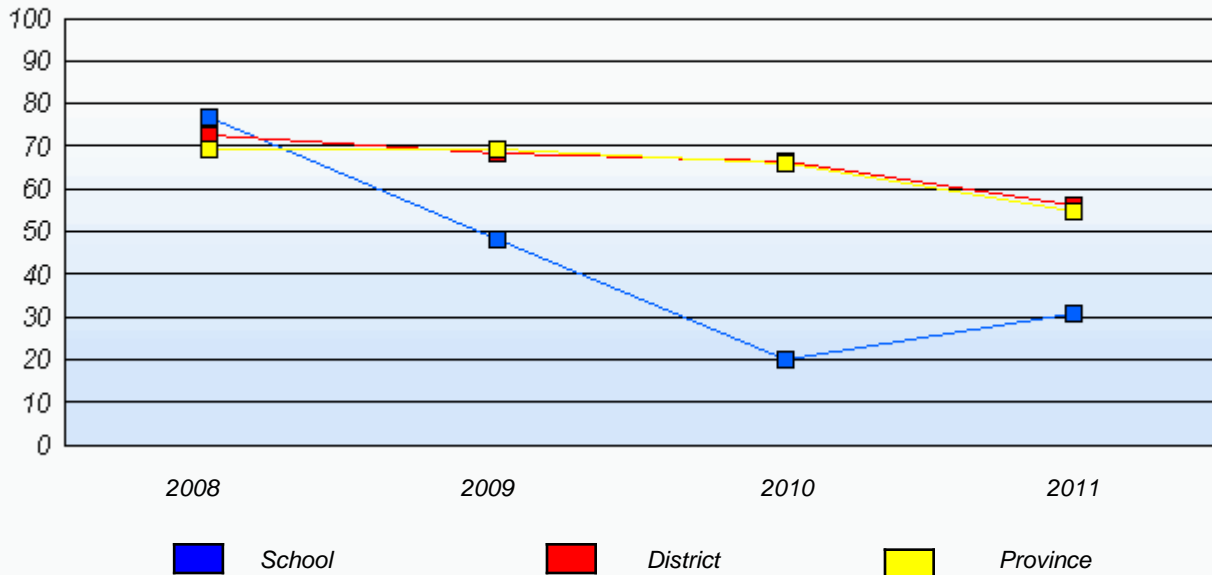
District 4 - Eastern

School #: 242 Random Island Academy

Demand Writing
 Percentage of students at level 3 or above (2008 - 2011)



Reading
 Percentage of students at level 3 or above (2008 - 2011)



* In some cases, CRT numbers may exceed AGR numbers based on late enrolments. Pie chart is based on the number of students who wrote the CRT.

* Reading score is composite of Information and Poetry.

District 4 - Eastern

School #: 246 Swift Current Academy

Demand Writing

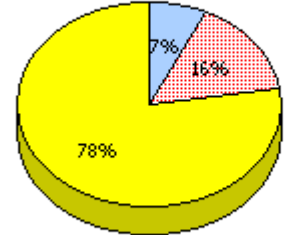
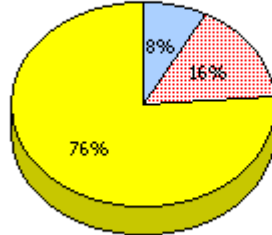
School
School data with 5 or fewer students
withheld for reasons of confidentiality.

District

Province

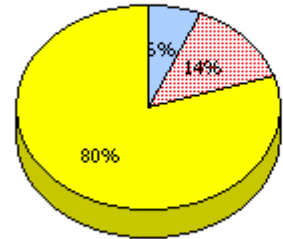
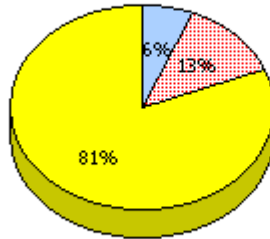
2011

Apr 30,
2011 (5)



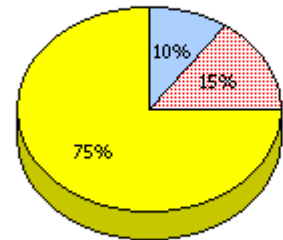
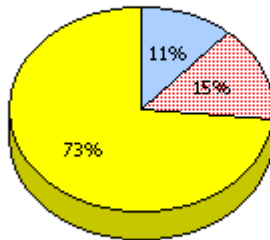
2010

AGR (9)



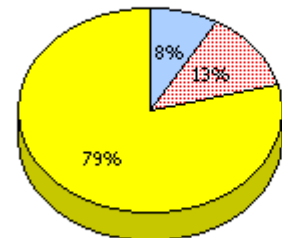
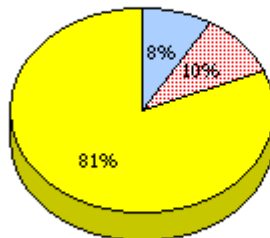
2009

AGR (6)



2008

AGR (3)



Unknown



Not Yet Meeting (1 or 2)



Meeting or Exceeding (3,4,5)

* In some cases, CRT numbers may exceed AGR numbers based on late enrolments. Pie chart is based on the number of students who wrote the CRT.

* Reading score is composite of Information and Poetry.

District 4 - Eastern

School #: 246 Swift Current Academy

School

School data with 5 or fewer students withheld for reasons of confidentiality.

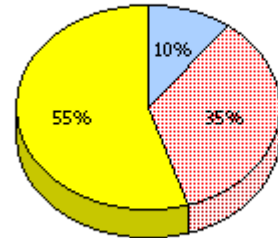
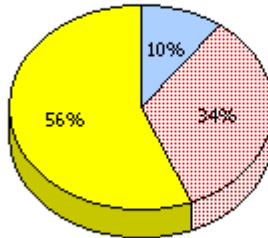
Reading

District

Province

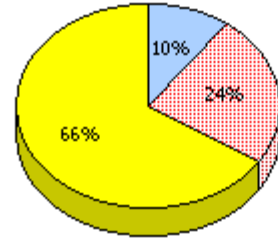
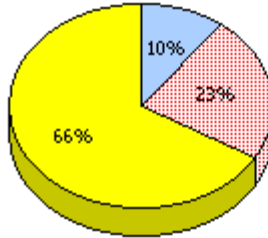
2011

Apr 30,
2011 (5)



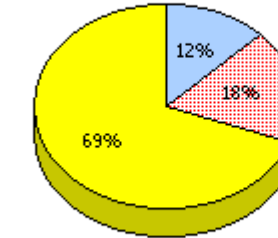
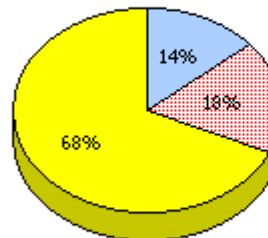
2010

AGR (9)



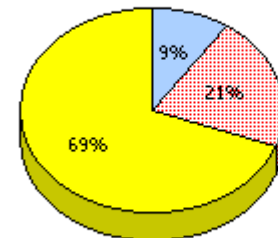
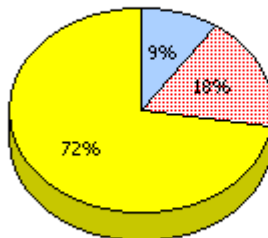
2009

AGR (6)



2008

AGR (3)



Unknown



Not Yet Meeting (1 or 2)



Meeting or Exceeding (3,4,5)

* In some cases, CRT numbers may exceed AGR numbers based on late enrolments. Pie chart is based on the number of students who wrote the CRT.

* Reading score is composite of Information and Poetry.

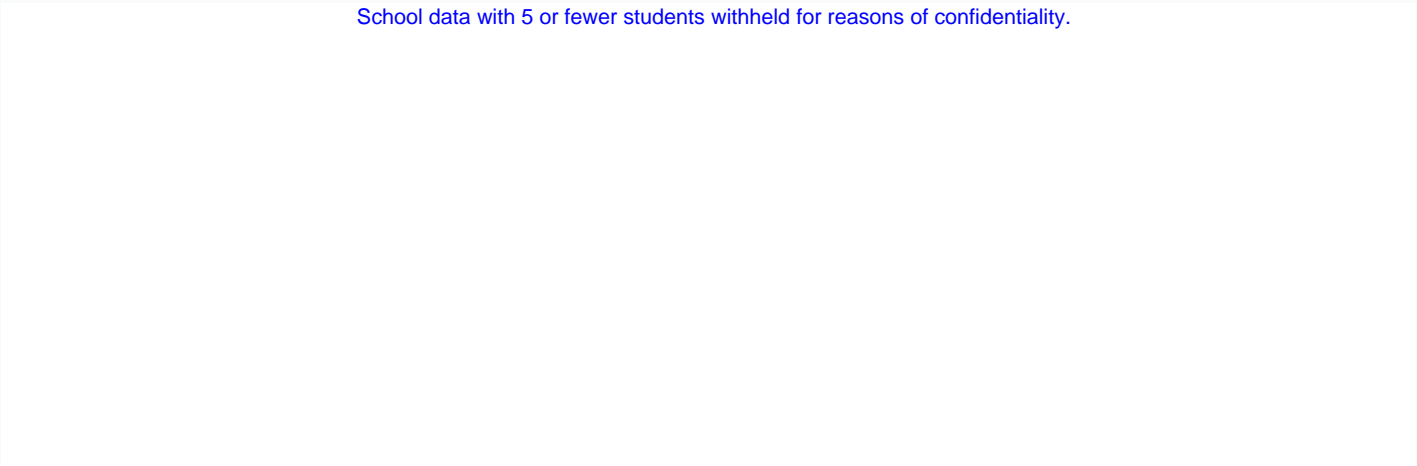
District 4 - Eastern

School #: 246 Swift Current Academy

Demand Writing

Percentage of students at level 3 or above (2008 - 2011)

School data with 5 or fewer students withheld for reasons of confidentiality.

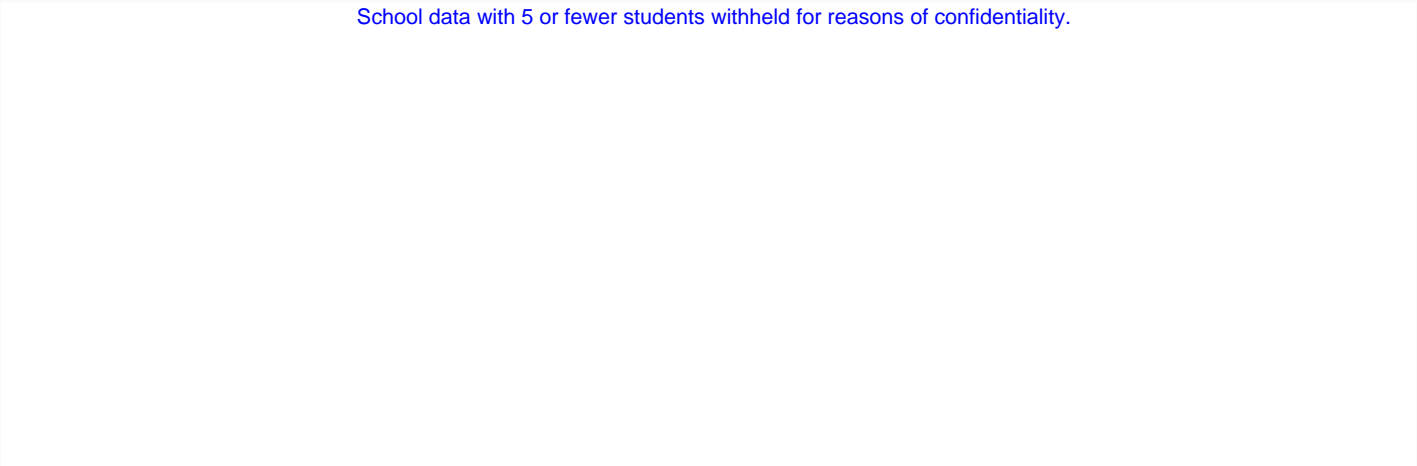


2008 2009 2010 2011
 School
 District
 Province

Reading

Percentage of students at level 3 or above (2008 - 2011)

School data with 5 or fewer students withheld for reasons of confidentiality.



2008 2009 2010 2011
 School
 District
 Province

* In some cases, CRT numbers may exceed AGR numbers based on late enrolments. Pie chart is based on the number of students who wrote the CRT.

* Reading score is composite of Information and Poetry.

District 4 - Eastern

School #: 247 Roncalli Central High

Demand Writing

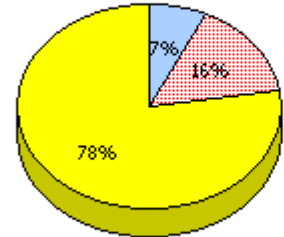
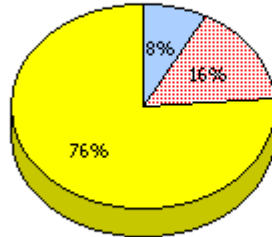
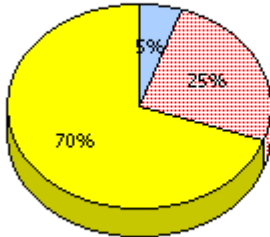
School

District

Province

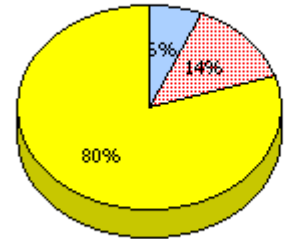
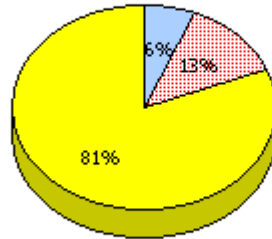
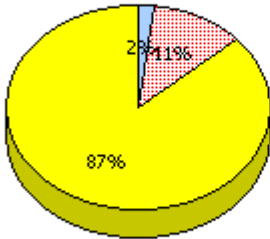
2011

Apr 30,
2011 (56)



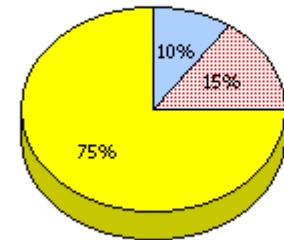
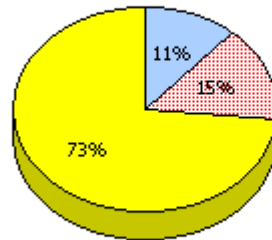
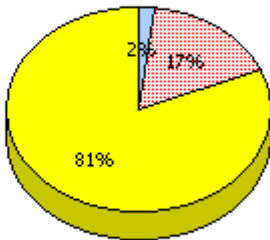
2010

AGR (53)



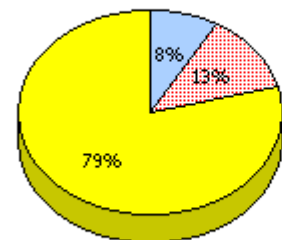
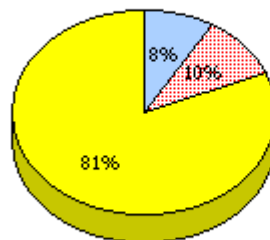
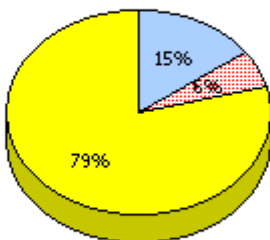
2009

AGR (54)



2008

AGR (53)



Unknown



Not Yet Meeting (1 or 2)



Meeting or Exceeding (3,4,5)

* In some cases, CRT numbers may exceed AGR numbers based on late enrolments. Pie chart is based on the number of students who wrote the CRT.

* Reading score is composite of Information and Poetry.

District 4 - Eastern

School #: 247 Roncalli Central High

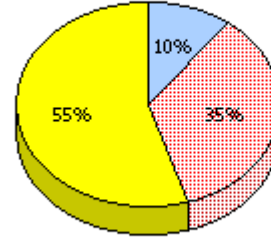
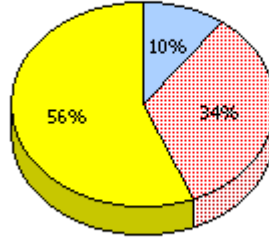
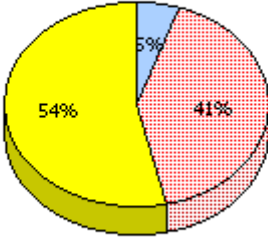
Reading

School

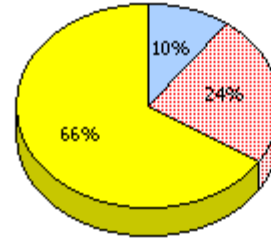
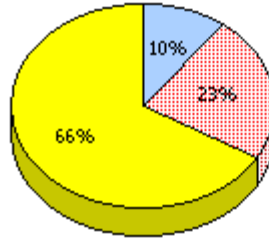
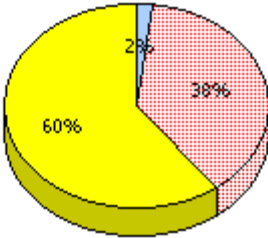
District

Province

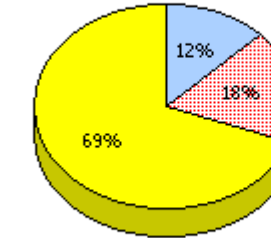
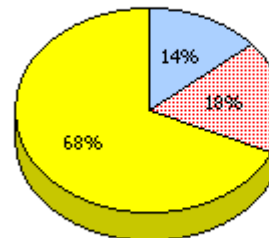
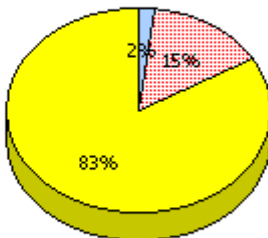
2011
Apr 30,
2011 (56)



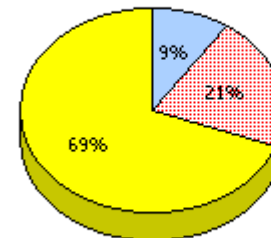
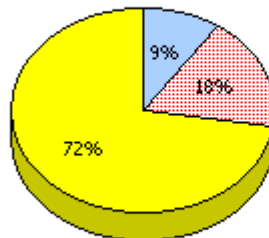
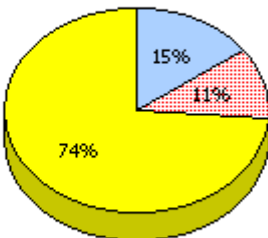
2010
AGR (53)



2009
AGR (54)



2008
AGR (53)



Unknown



Not Yet Meeting (1 or 2)



Meeting or Exceeding (3,4,5)

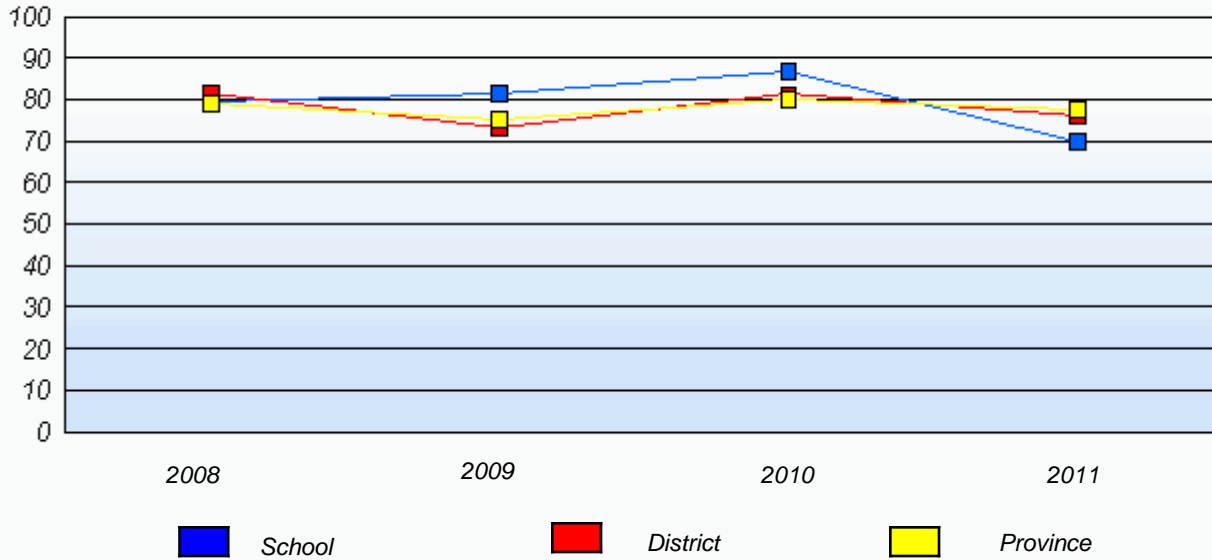
* In some cases, CRT numbers may exceed AGR numbers based on late enrolments. Pie chart is based on the number of students who wrote the CRT.

* Reading score is composite of Information and Poetry.

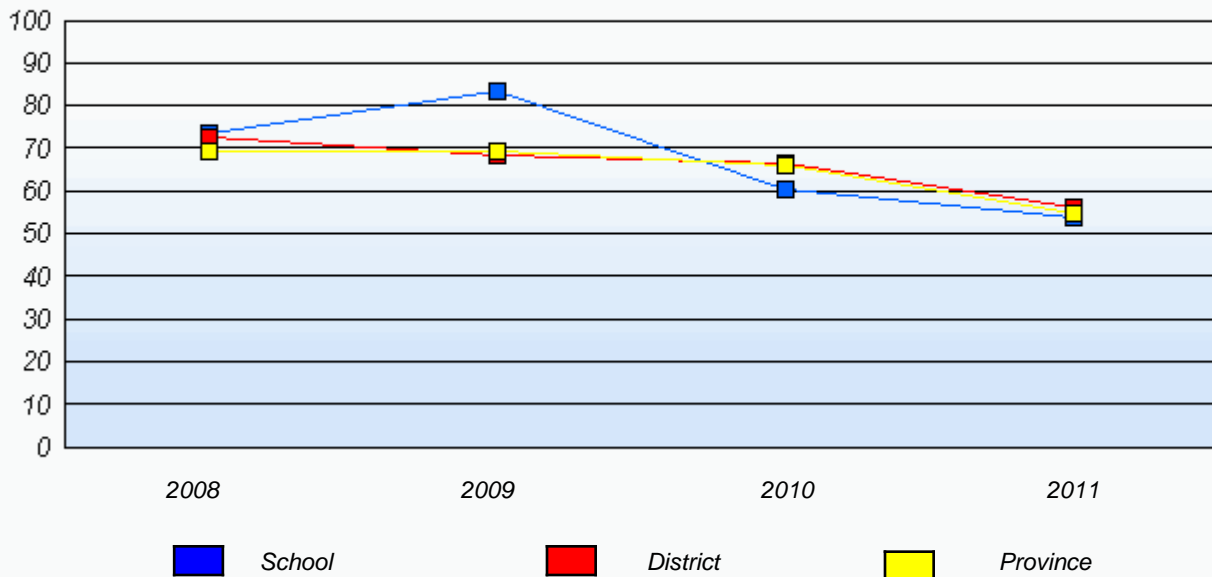
District 4 - Eastern

School #: 247 Roncalli Central High

Demand Writing
 Percentage of students at level 3 or above (2008 - 2011)



Reading
 Percentage of students at level 3 or above (2008 - 2011)



* In some cases, CRT numbers may exceed AGR numbers based on late enrolments. Pie chart is based on the number of students who wrote the CRT.

* Reading score is composite of Information and Poetry.

District 4 - Eastern

School #: 248 Amalgamated Academy

Demand Writing

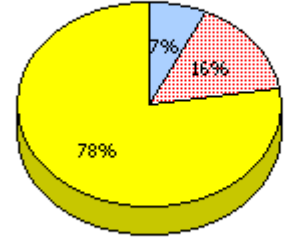
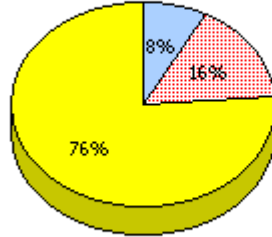
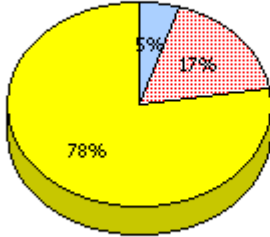
School

District

Province

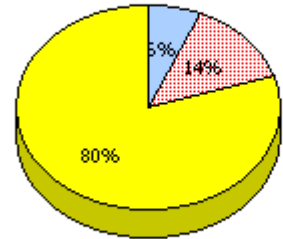
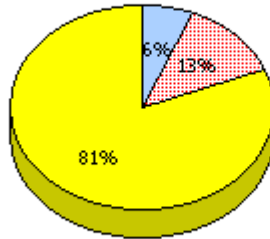
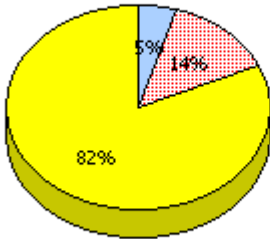
2011

Apr 30, 2011 (138)



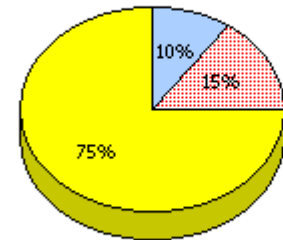
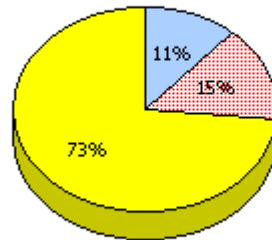
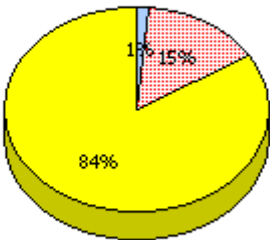
2010

AGR (147)



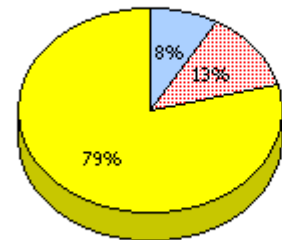
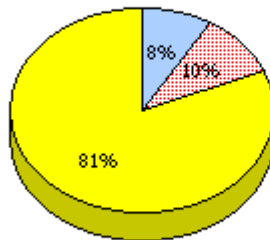
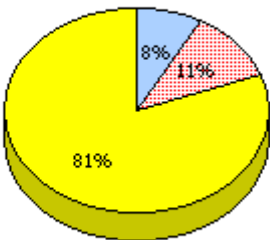
2009

AGR (148)



2008

AGR (126)



Unknown



Not Yet Meeting (1 or 2)



Meeting or Exceeding (3,4,5)

* In some cases, CRT numbers may exceed AGR numbers based on late enrolments. Pie chart is based on the number of students who wrote the CRT.

* Reading score is composite of Information and Poetry.

District 4 - Eastern

School #: 248 Amalgamated Academy

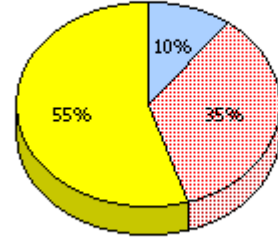
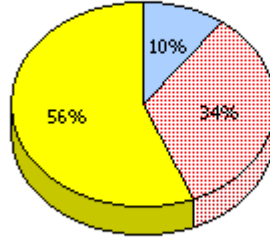
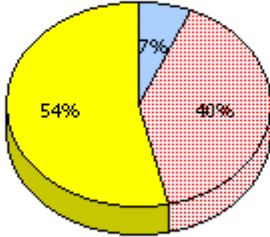
Reading

School

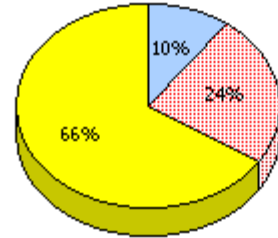
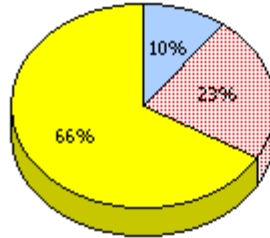
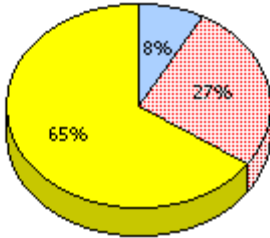
District

Province

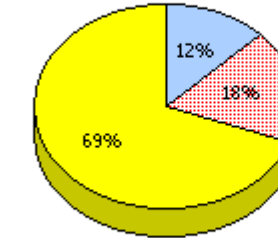
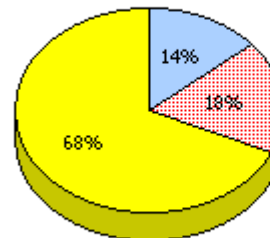
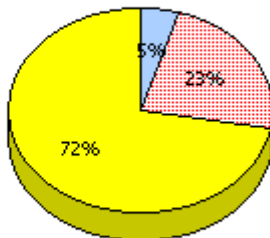
2011
Apr 30,
2011 (138)



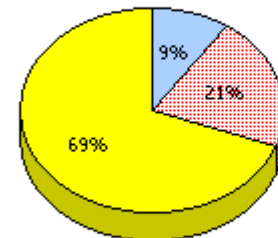
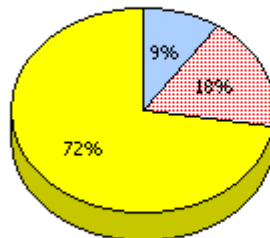
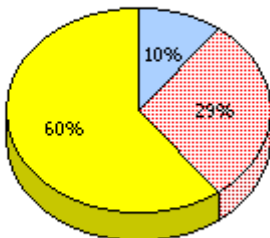
2010
AGR (147)



2009
AGR (148)



2008
AGR (126)



Unknown



Not Yet Meeting (1 or 2)



Meeting or Exceeding (3,4,5)

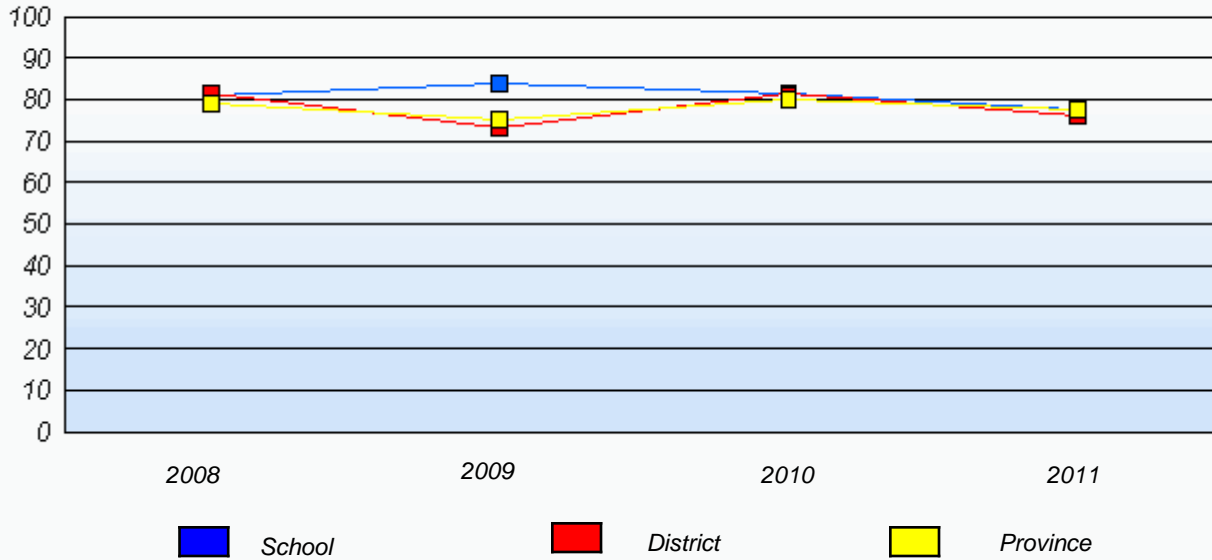
* In some cases, CRT numbers may exceed AGR numbers based on late enrolments. Pie chart is based on the number of students who wrote the CRT.

* Reading score is composite of Information and Poetry.

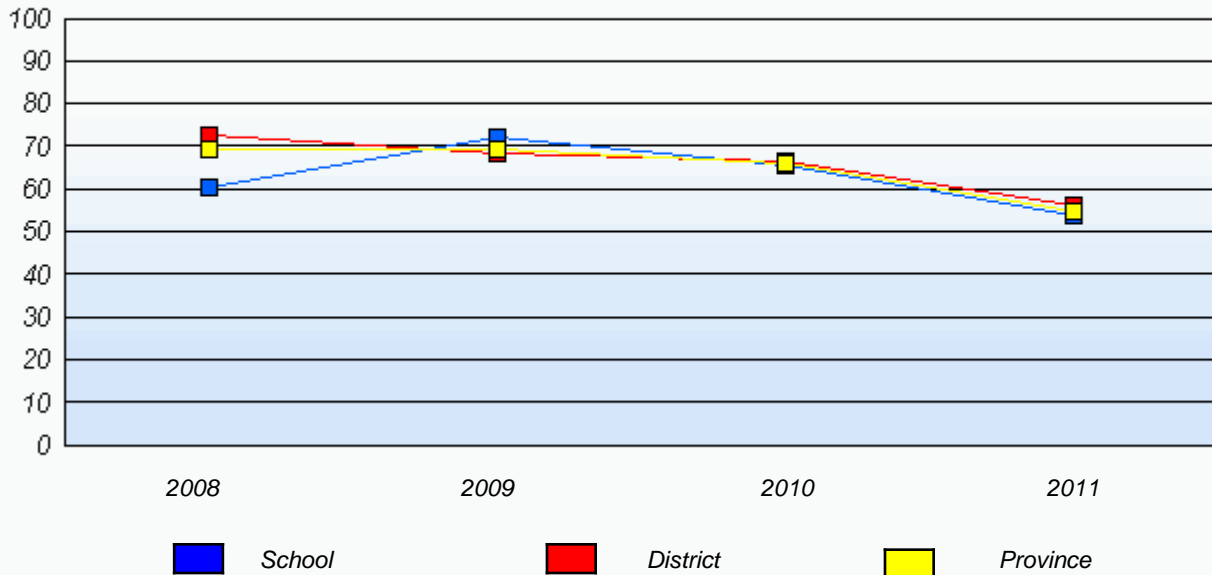
District 4 - Eastern

School #: 248 Amalgamated Academy

Demand Writing
 Percentage of students at level 3 or above (2008 - 2011)



Reading
 Percentage of students at level 3 or above (2008 - 2011)



* In some cases, CRT numbers may exceed AGR numbers based on late enrolments. Pie chart is based on the number of students who wrote the CRT.

* Reading score is composite of Information and Poetry.

District 4 - Eastern

School #: 269 St. Francis School

Demand Writing

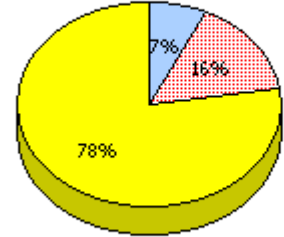
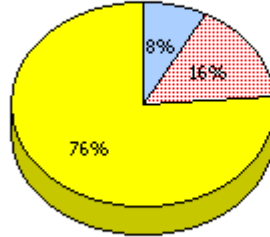
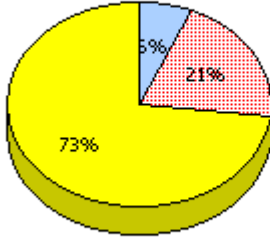
School

District

Province

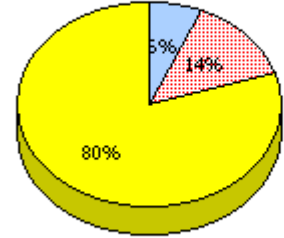
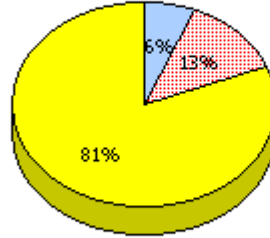
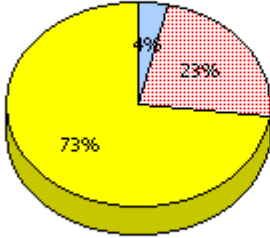
2011

Apr 30,
2011 (96)



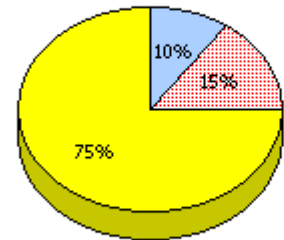
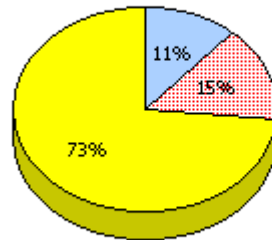
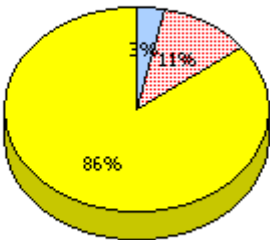
2010

AGR (82)



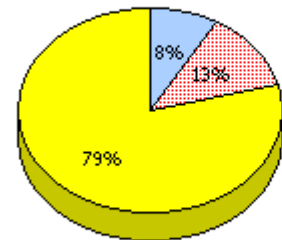
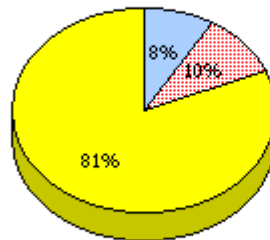
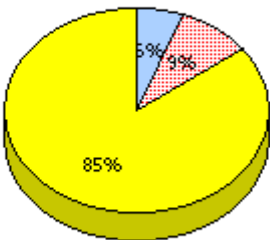
2009

AGR (90)



2008

AGR (89)



Unknown



Not Yet Meeting (1 or 2)



Meeting or Exceeding (3,4,5)

* In some cases, CRT numbers may exceed AGR numbers based on late enrolments. Pie chart is based on the number of students who wrote the CRT.

* Reading score is composite of Information and Poetry.

District 4 - Eastern

School #: 269 St. Francis School

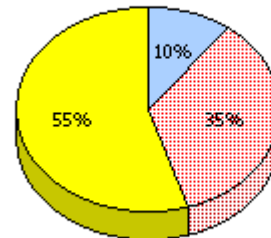
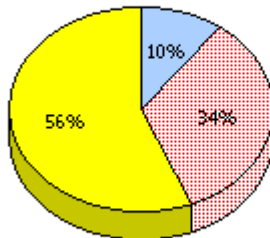
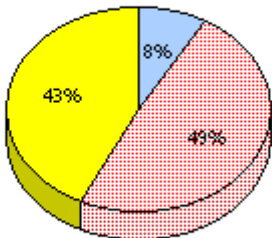
Reading

School

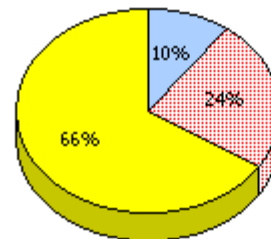
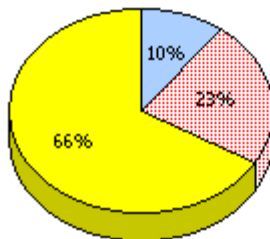
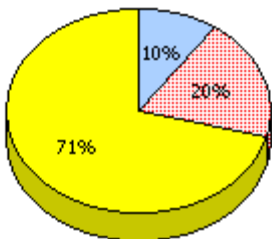
District

Province

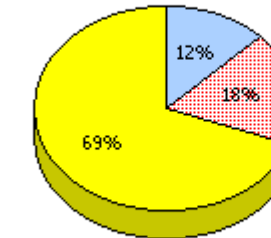
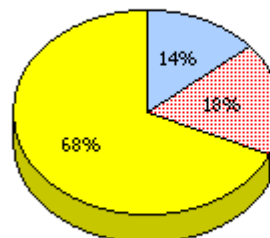
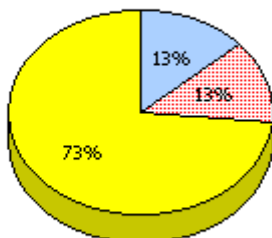
2011
Apr 30,
2011 (96)



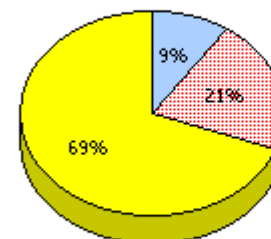
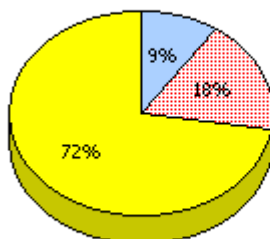
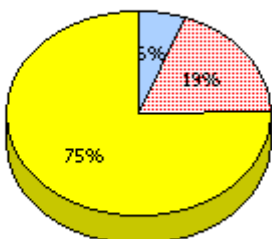
2010
AGR (82)



2009
AGR (90)



2008
AGR (89)



Unknown
 Not Yet Meeting (1 or 2)
 Meeting or Exceeding (3,4,5)

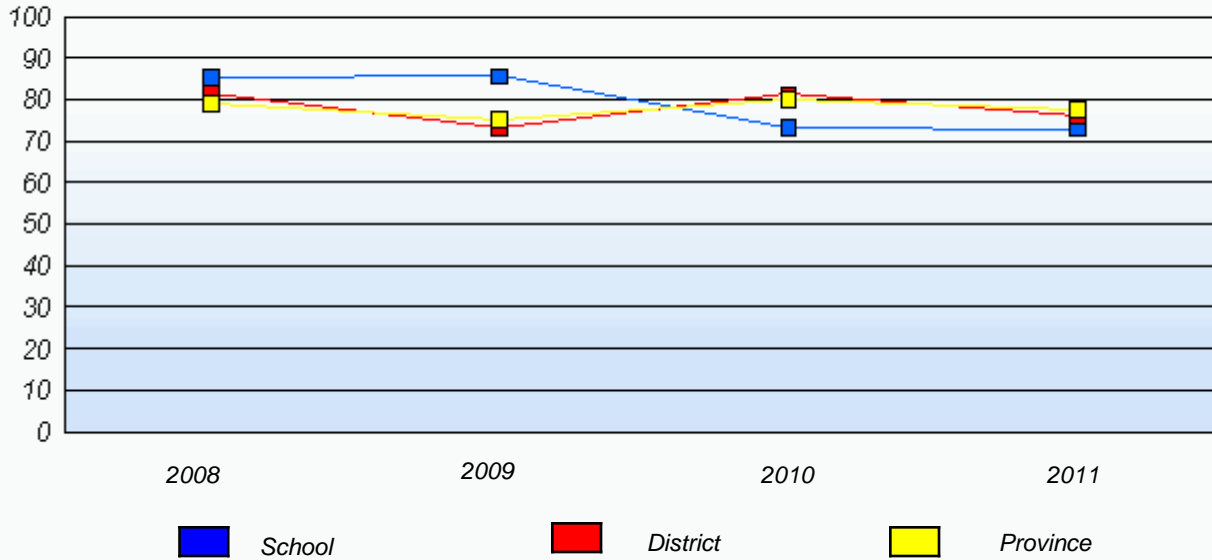
* In some cases, CRT numbers may exceed AGR numbers based on late enrolments. Pie chart is based on the number of students who wrote the CRT.

* Reading score is composite of Information and Poetry.

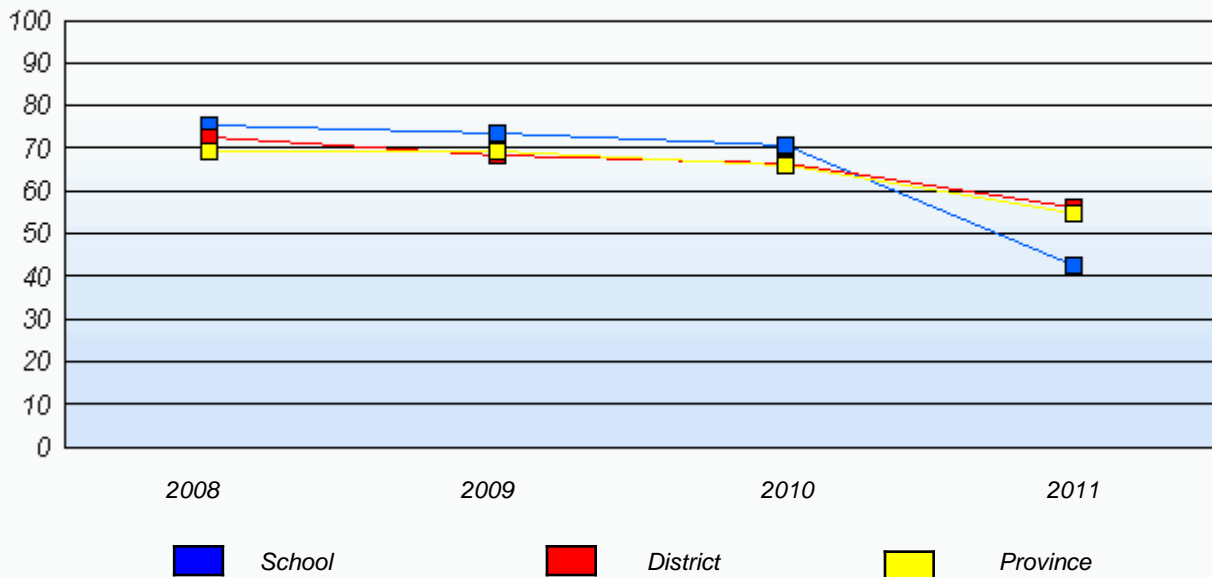
District 4 - Eastern

School #: 269 St. Francis School

Demand Writing
Percentage of students at level 3 or above (2008 - 2011)



Reading
Percentage of students at level 3 or above (2008 - 2011)



* In some cases, CRT numbers may exceed AGR numbers based on late enrolments. Pie chart is based on the number of students who wrote the CRT.

* Reading score is composite of Information and Poetry.

District 4 - Eastern

School #: 274 St. Catherine's Academy

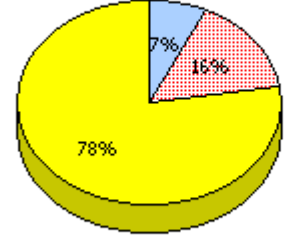
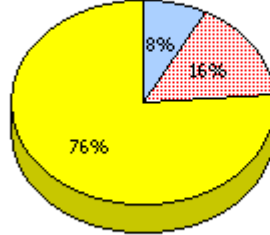
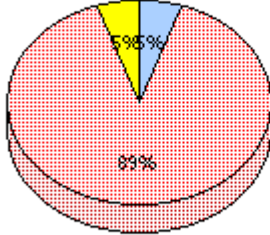
Demand Writing

School

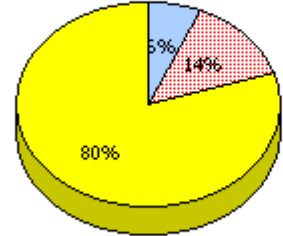
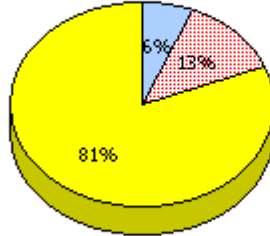
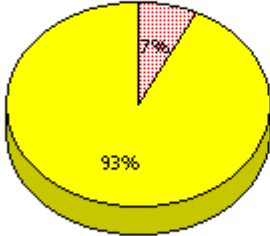
District

Province

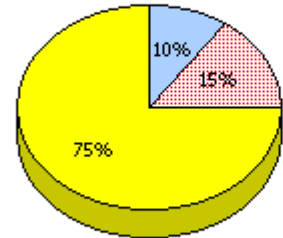
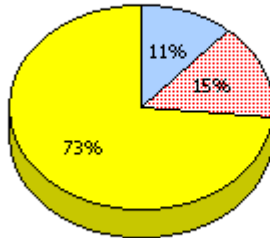
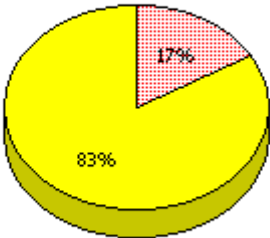
2011
Apr 30,
2011 (19)



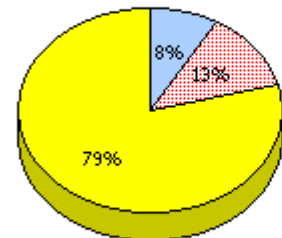
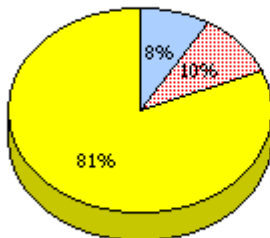
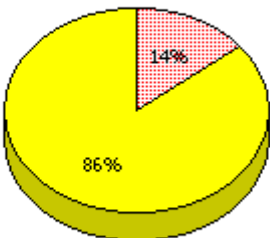
2010
AGR (14)



2009
AGR (6)



2008
AGR (14)



Unknown



Not Yet Meeting (1 or 2)



Meeting or Exceeding (3,4,5)

* In some cases, CRT numbers may exceed AGR numbers based on late enrolments. Pie chart is based on the number of students who wrote the CRT.

* Reading score is composite of Information and Poetry.

District 4 - Eastern

School #: 274 St. Catherine's Academy

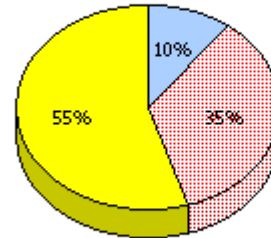
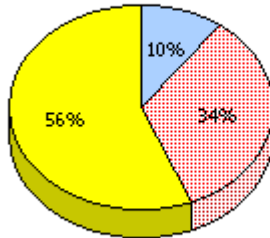
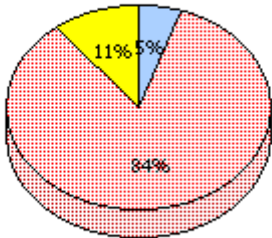
Reading

School

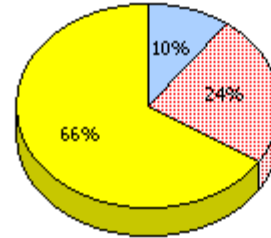
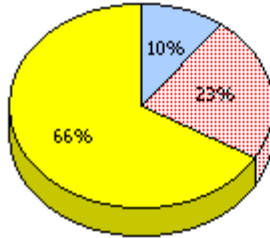
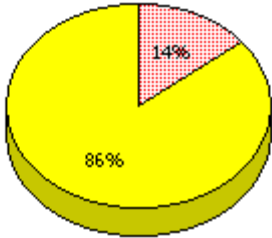
District

Province

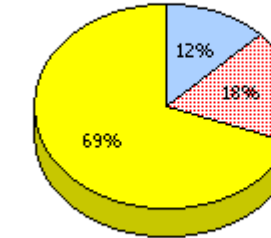
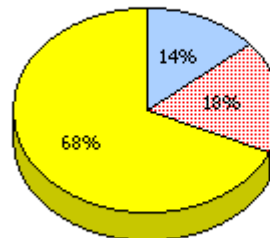
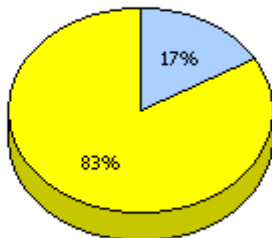
2011
Apr 30,
2011 (19)



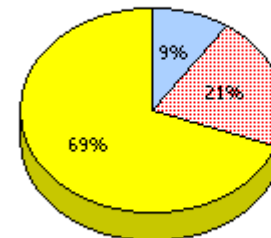
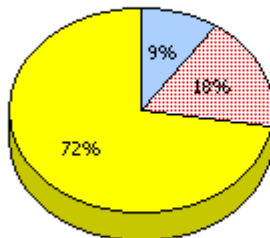
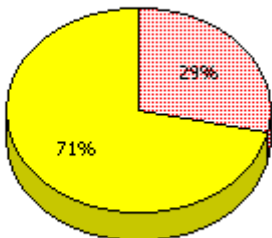
2010
AGR (14)



2009
AGR (6)



2008
AGR (14)



Unknown



Not Yet Meeting (1 or 2)



Meeting or Exceeding (3,4,5)

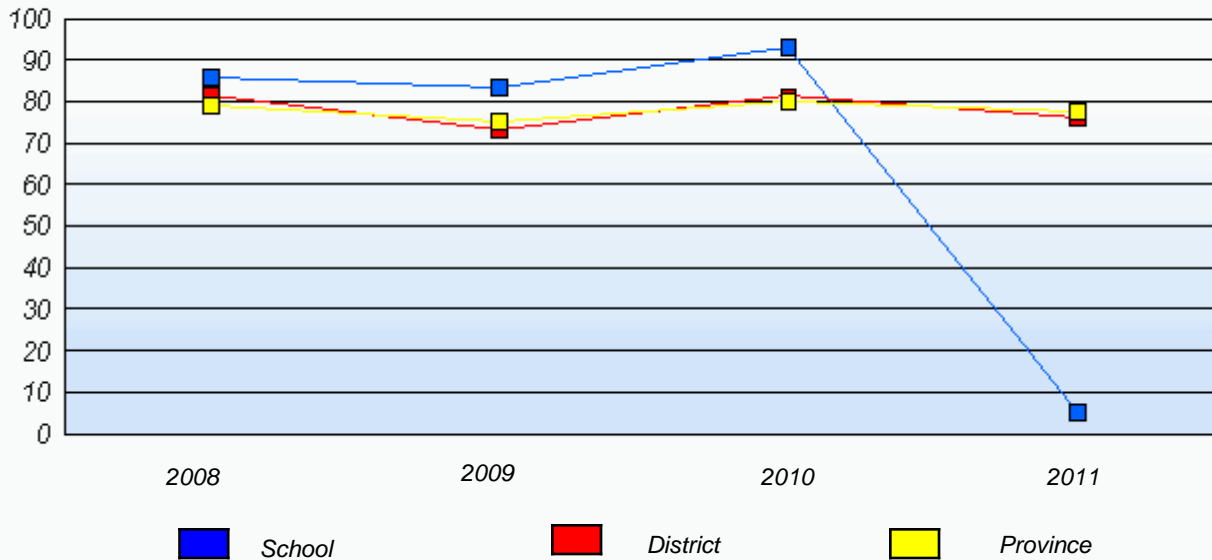
* In some cases, CRT numbers may exceed AGR numbers based on late enrolments. Pie chart is based on the number of students who wrote the CRT.

* Reading score is composite of Information and Poetry.

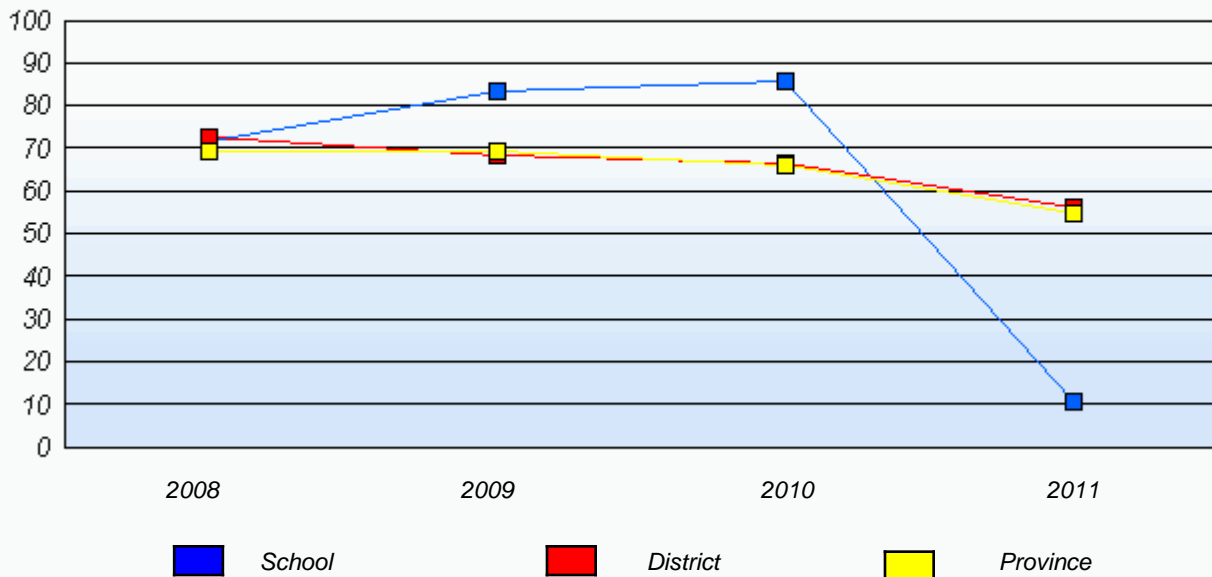
District 4 - Eastern

School #: 274 St. Catherine's Academy

Demand Writing
 Percentage of students at level 3 or above (2008 - 2011)



Reading
 Percentage of students at level 3 or above (2008 - 2011)



* In some cases, CRT numbers may exceed AGR numbers based on late enrolments. Pie chart is based on the number of students who wrote the CRT.

* Reading score is composite of Information and Poetry.

District 4 - Eastern

School #: 280 Laval High School

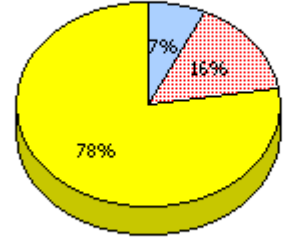
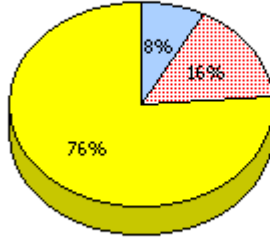
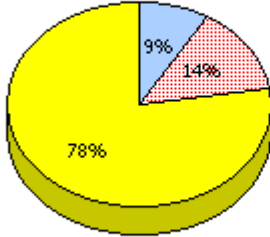
Demand Writing

School

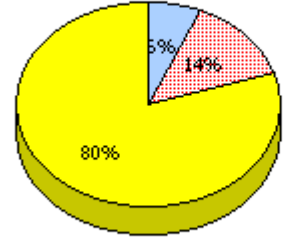
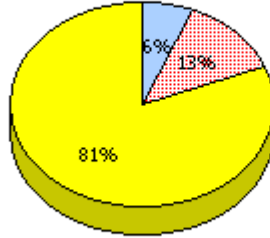
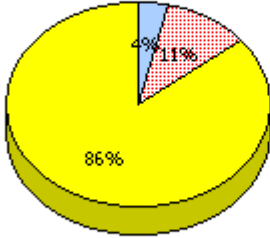
District

Province

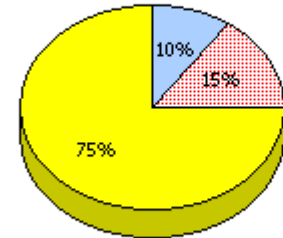
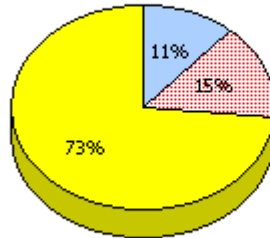
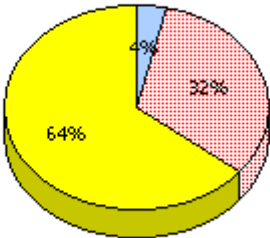
2011
Apr 30,
2011 (58)



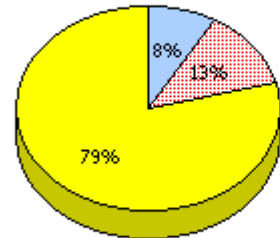
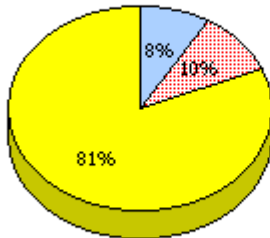
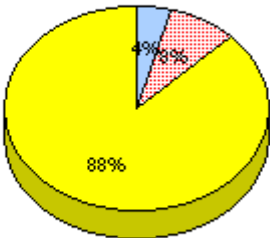
2010
AGR (28)



2009
AGR (28)



2008
AGR (24)



Unknown



Not Yet Meeting (1 or 2)



Meeting or Exceeding (3,4,5)

* In some cases, CRT numbers may exceed AGR numbers based on late enrolments. Pie chart is based on the number of students who wrote the CRT.

* Reading score is composite of Information and Poetry.

District 4 - Eastern

School #: 280 Laval High School

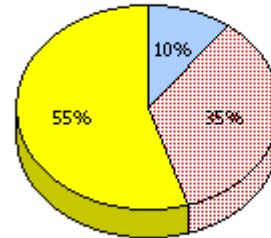
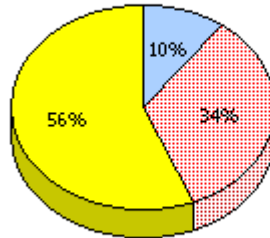
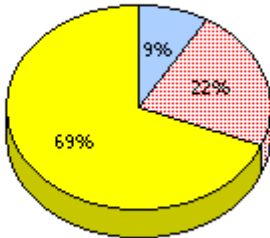
Reading

School

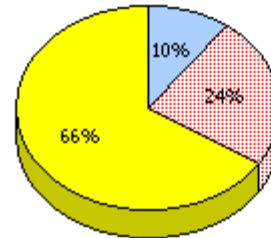
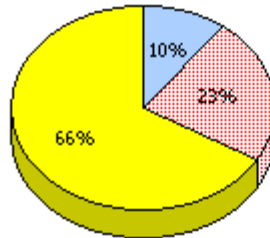
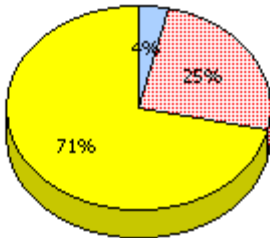
District

Province

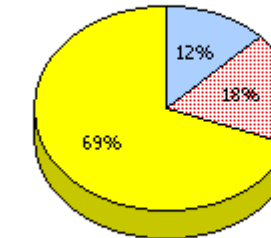
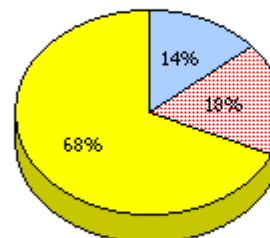
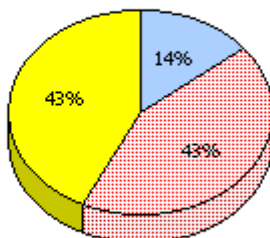
2011
Apr 30,
2011 (58)



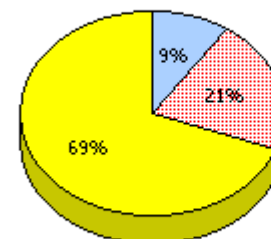
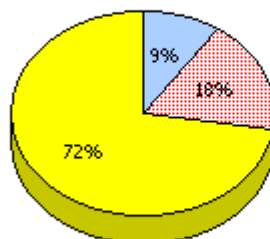
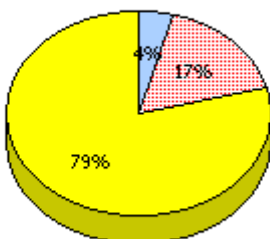
2010
AGR (28)



2009
AGR (28)



2008
AGR (24)



Unknown



Not Yet Meeting (1 or 2)



Meeting or Exceeding (3,4,5)

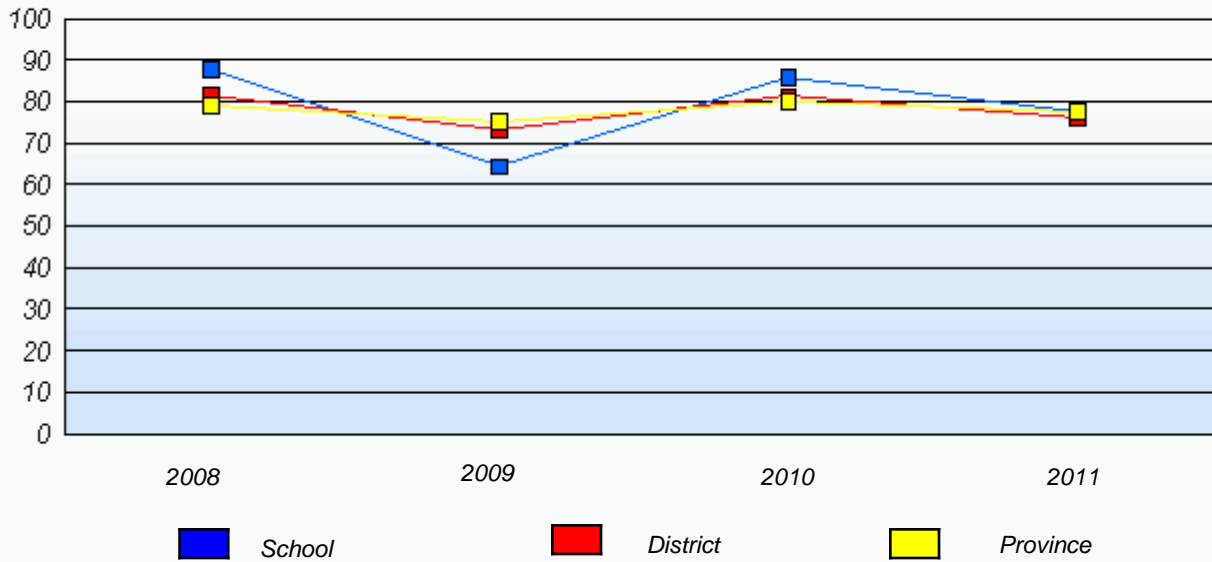
* In some cases, CRT numbers may exceed AGR numbers based on late enrolments. Pie chart is based on the number of students who wrote the CRT.

* Reading score is composite of Information and Poetry.

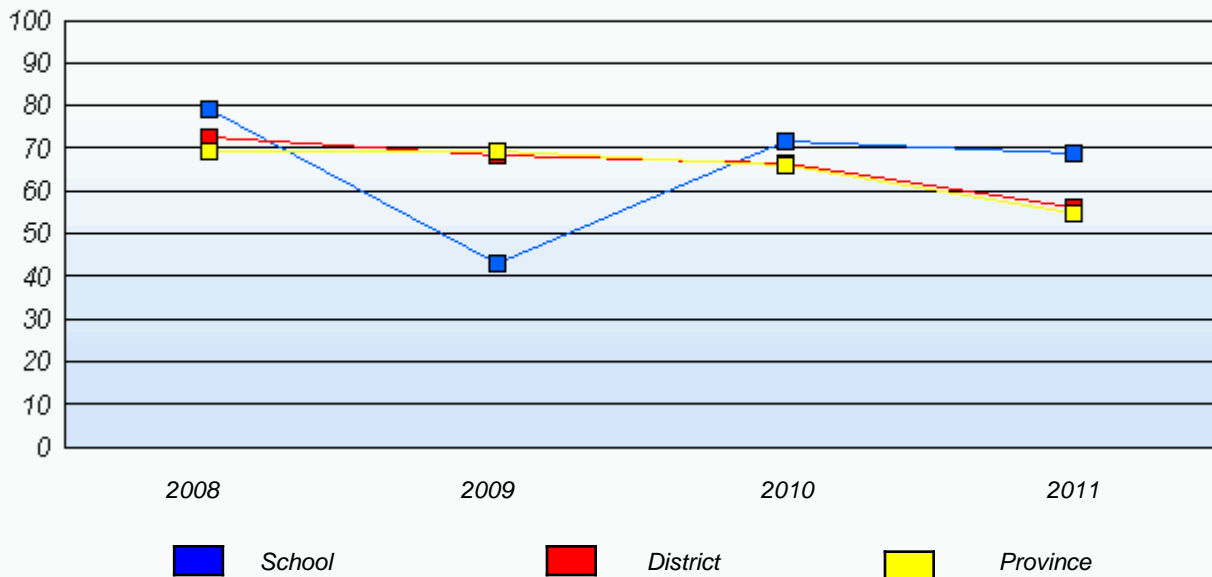
District 4 - Eastern

School #: 280 Laval High School

Demand Writing
 Percentage of students at level 3 or above (2008 - 2011)



Reading
 Percentage of students at level 3 or above (2008 - 2011)



* In some cases, CRT numbers may exceed AGR numbers based on late enrolments. Pie chart is based on the number of students who wrote the CRT.

* Reading score is composite of Information and Poetry.

District 4 - Eastern

School #: 285 Holy Redeemer Elementary

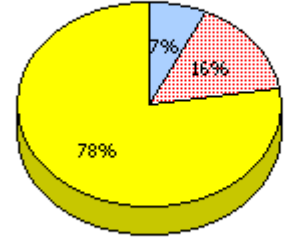
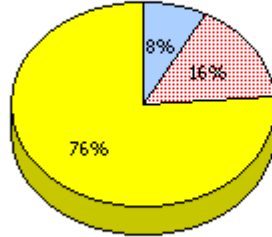
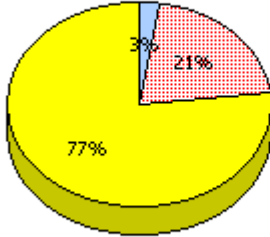
Demand Writing

School

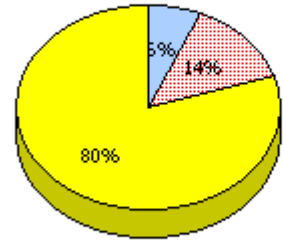
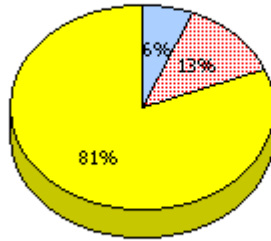
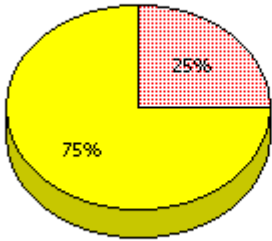
District

Province

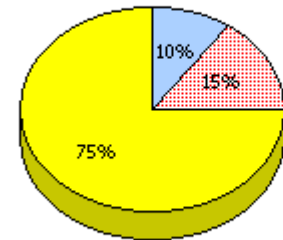
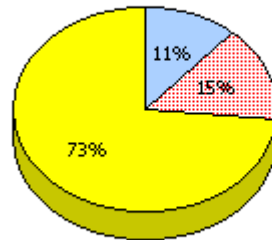
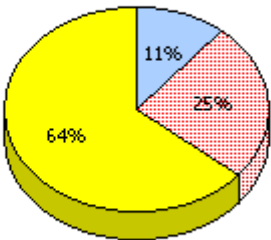
2011
Apr 30,
2011 (39)



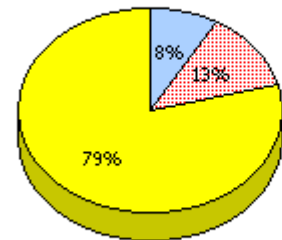
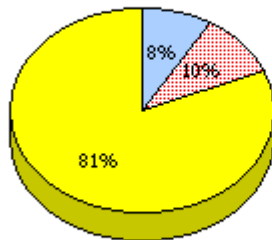
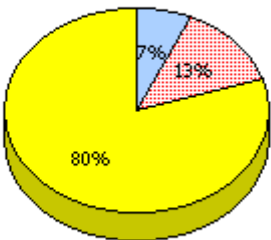
2010
AGR (36)



2009
AGR (36)



2008
AGR (30)



* In some cases, CRT numbers may exceed AGR numbers based on late enrolments. Pie chart is based on the number of students who wrote the CRT.

* Reading score is composite of Information and Poetry.

District 4 - Eastern

School #: 285 Holy Redeemer Elementary

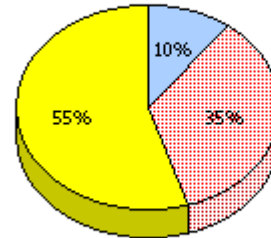
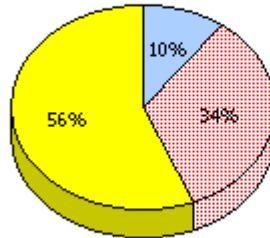
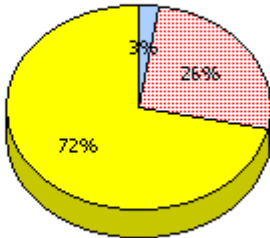
Reading

School

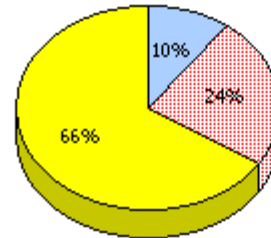
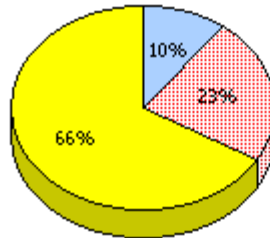
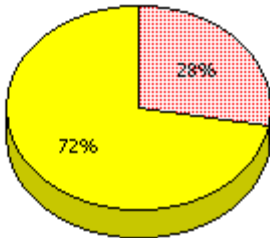
District

Province

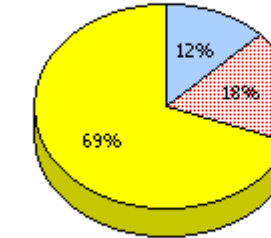
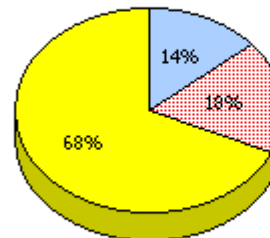
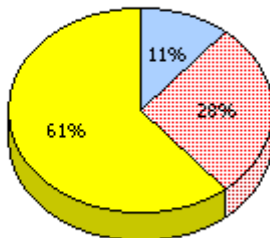
2011
Apr 30,
2011 (39)



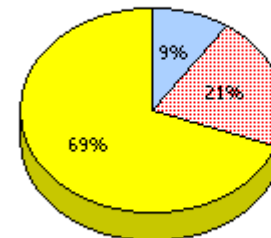
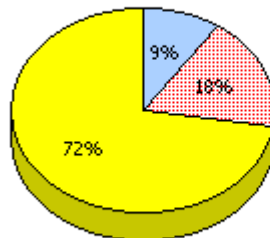
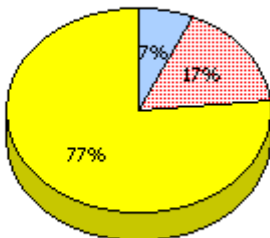
2010
AGR (36)



2009
AGR (36)



2008
AGR (30)



Unknown



Not Yet Meeting (1 or 2)



Meeting or Exceeding (3,4,5)

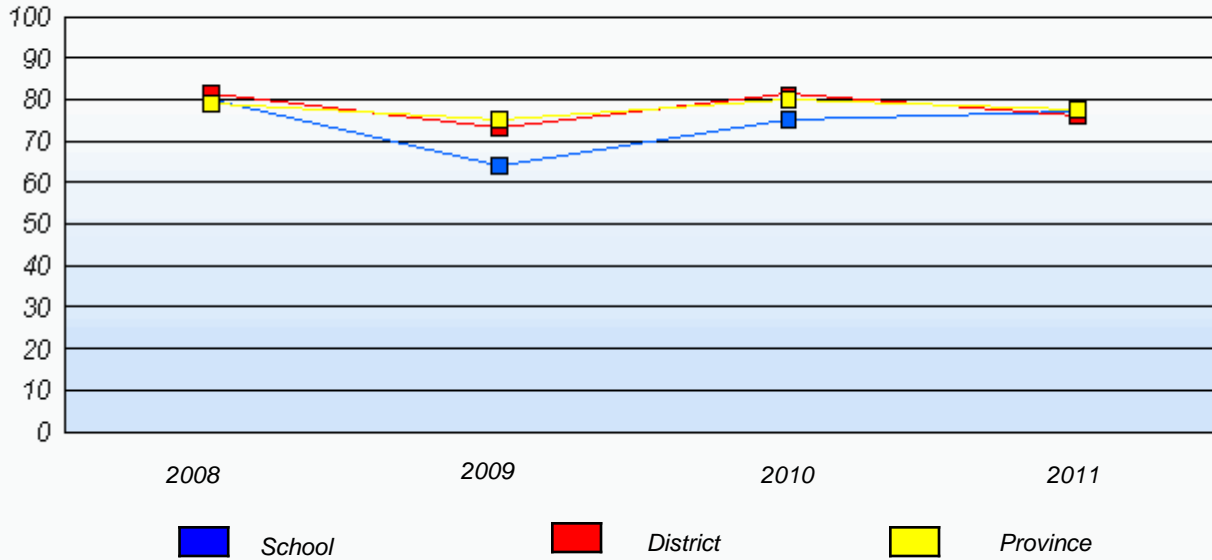
* In some cases, CRT numbers may exceed AGR numbers based on late enrolments. Pie chart is based on the number of students who wrote the CRT.

* Reading score is composite of Information and Poetry.

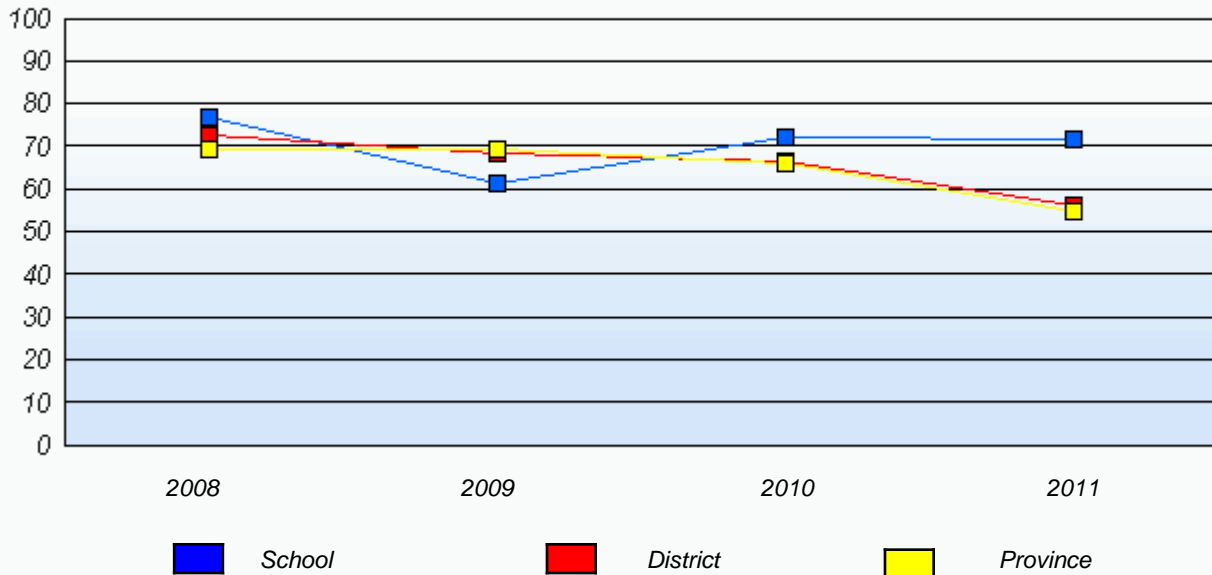
District 4 - Eastern

School #: 285 Holy Redeemer Elementary

Demand Writing
 Percentage of students at level 3 or above (2008 - 2011)



Reading
 Percentage of students at level 3 or above (2008 - 2011)



* In some cases, CRT numbers may exceed AGR numbers based on late enrolments. Pie chart is based on the number of students who wrote the CRT.

* Reading score is composite of Information and Poetry.

District 4 - Eastern

School #: 286 Fatima Academy

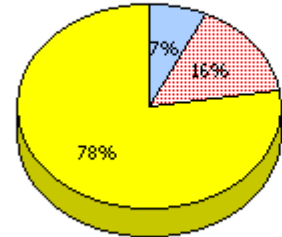
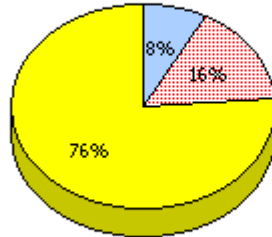
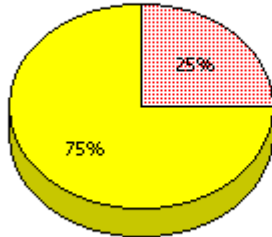
Demand Writing

School

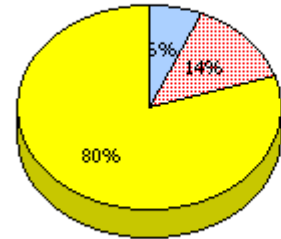
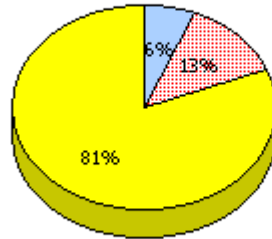
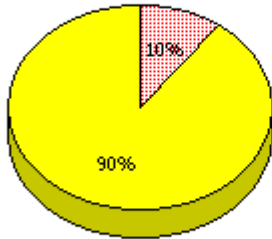
District

Province

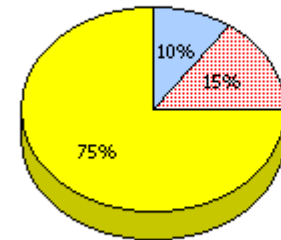
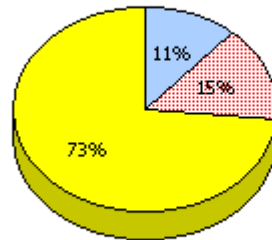
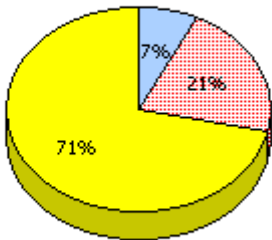
2011
Apr 30,
2011 (12)



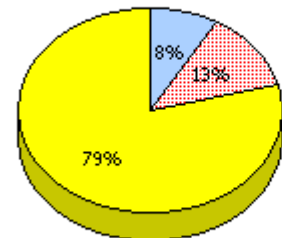
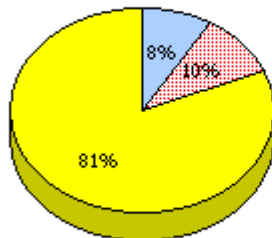
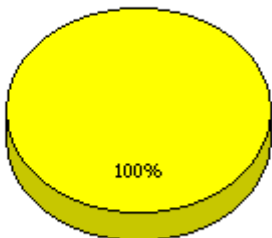
2010
AGR (9)



2009
AGR (14)



2008
AGR (11)



Unknown



Not Yet Meeting (1 or 2)



Meeting or Exceeding (3,4,5)

* In some cases, CRT numbers may exceed AGR numbers based on late enrolments. Pie chart is based on the number of students who wrote the CRT.

* Reading score is composite of Information and Poetry.

District 4 - Eastern

School #: 286 Fatima Academy

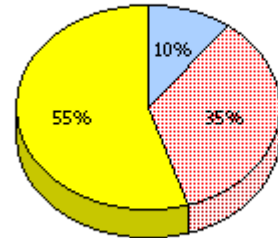
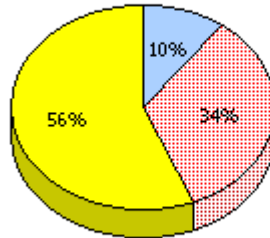
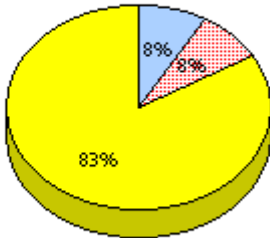
Reading

School

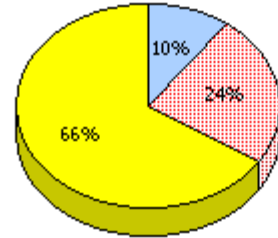
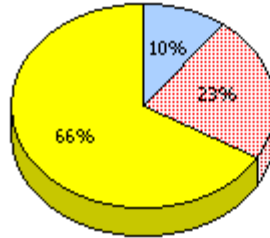
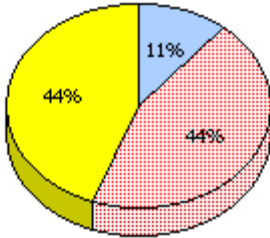
District

Province

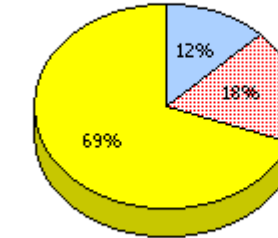
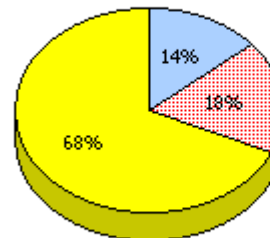
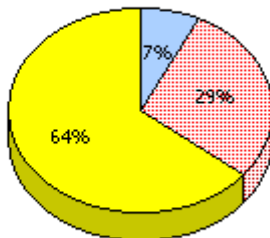
2011
Apr 30,
2011 (12)



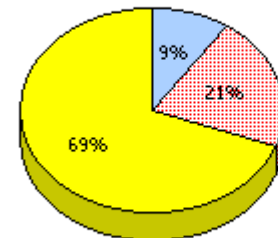
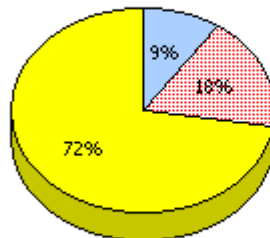
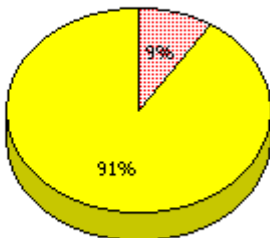
2010
AGR (9)



2009
AGR (14)



2008
AGR (11)



Unknown



Not Yet Meeting (1 or 2)



Meeting or Exceeding (3,4,5)

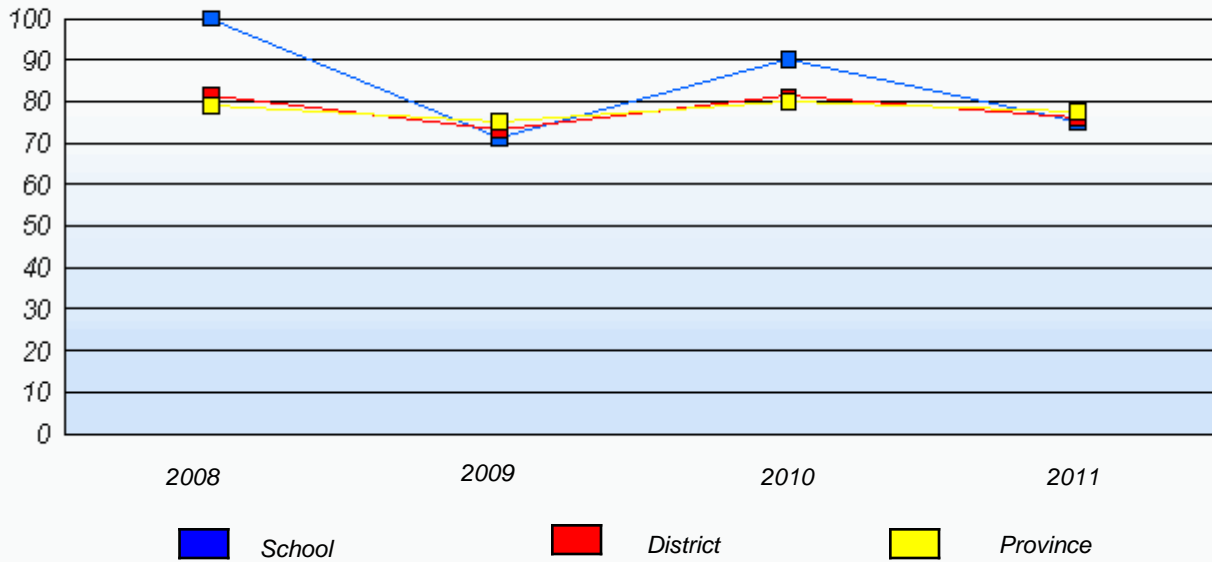
* In some cases, CRT numbers may exceed AGR numbers based on late enrolments. Pie chart is based on the number of students who wrote the CRT.

* Reading score is composite of Information and Poetry.

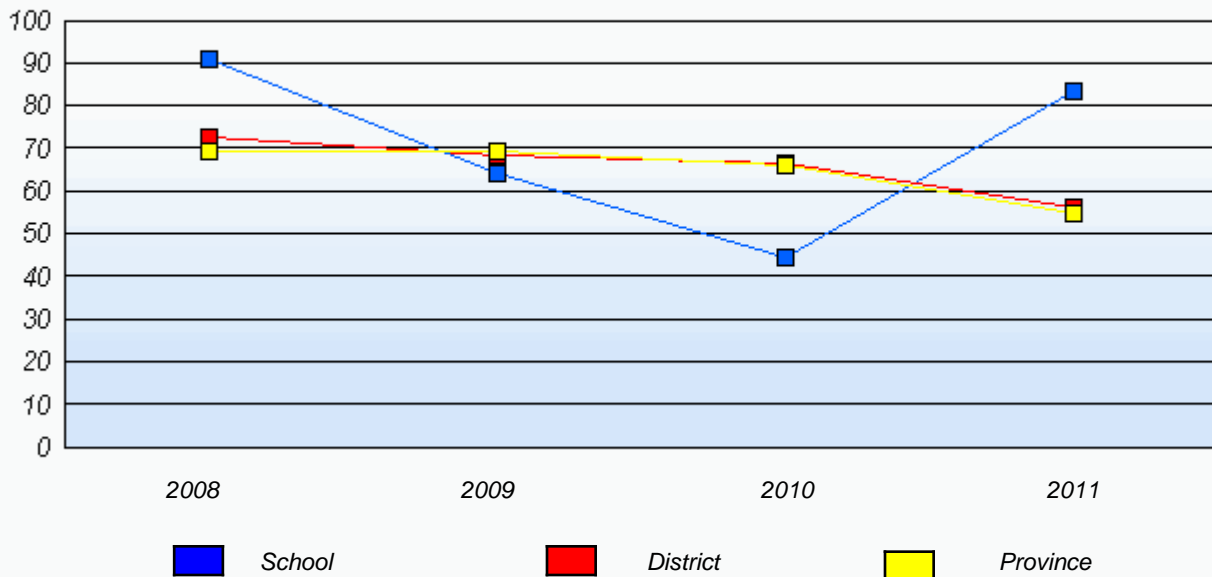
District 4 - Eastern

School #: 286 Fatima Academy

Demand Writing
 Percentage of students at level 3 or above (2008 - 2011)



Reading
 Percentage of students at level 3 or above (2008 - 2011)



* In some cases, CRT numbers may exceed AGR numbers based on late enrolments. Pie chart is based on the number of students who wrote the CRT.

* Reading score is composite of Information and Poetry.

District 4 - Eastern

School #: 287 Dunne Memorial Academy

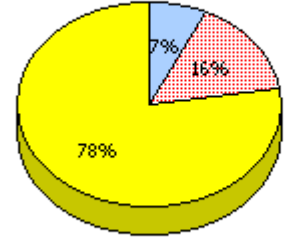
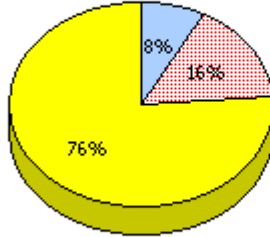
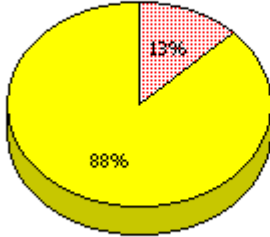
Demand Writing

School

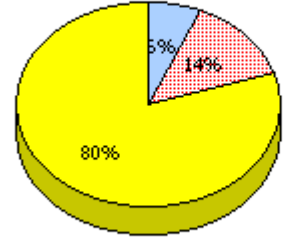
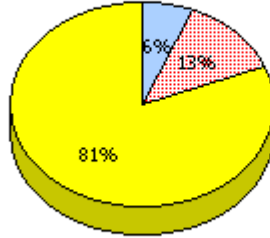
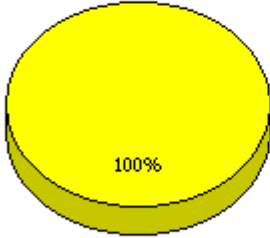
District

Province

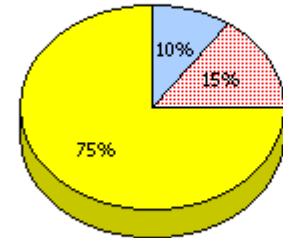
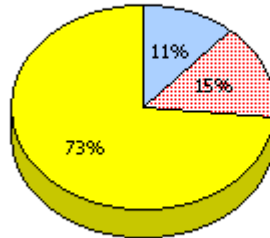
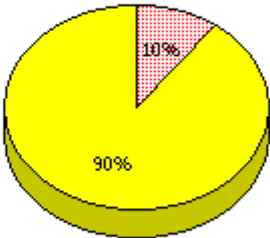
2011
Apr 30,
2011 (16)



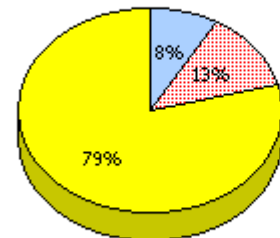
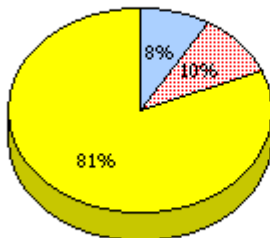
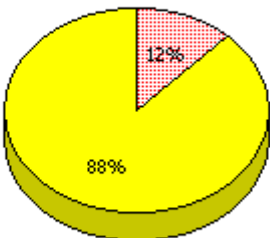
2010
AGR (11)



2009
AGR (10)



2008
AGR (25)



Unknown



Not Yet Meeting (1 or 2)



Meeting or Exceeding (3,4,5)

* In some cases, CRT numbers may exceed AGR numbers based on late enrolments. Pie chart is based on the number of students who wrote the CRT.

* Reading score is composite of Information and Poetry.

District 4 - Eastern

School #: 287 Dunne Memorial Academy

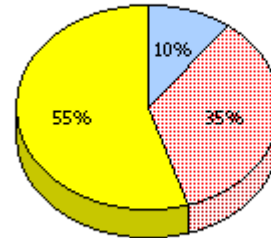
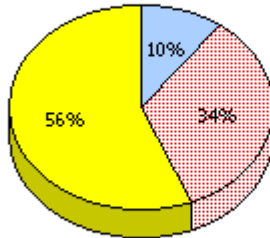
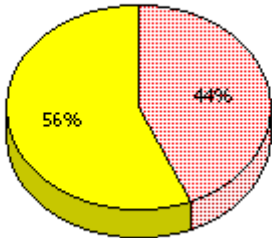
Reading

School

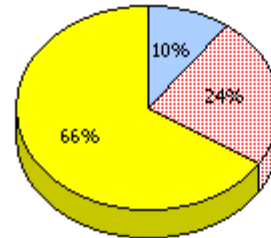
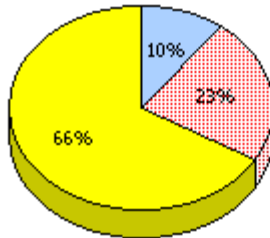
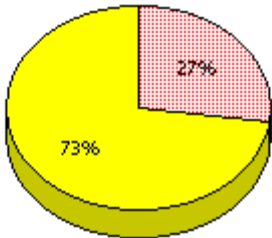
District

Province

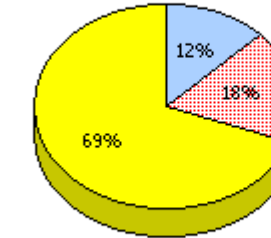
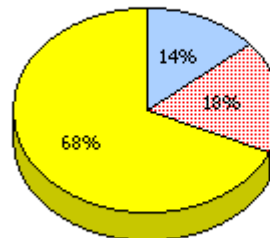
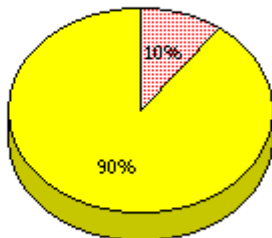
2011
Apr 30,
2011 (16)



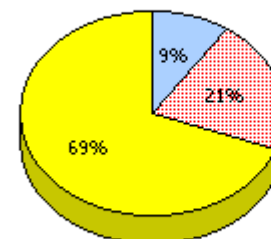
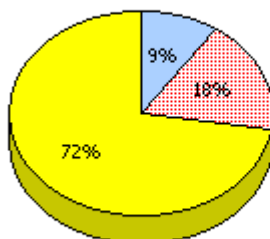
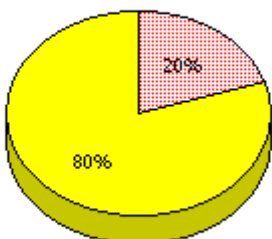
2010
AGR (11)



2009
AGR (10)



2008
AGR (25)



Unknown



Not Yet Meeting (1 or 2)



Meeting or Exceeding (3,4,5)

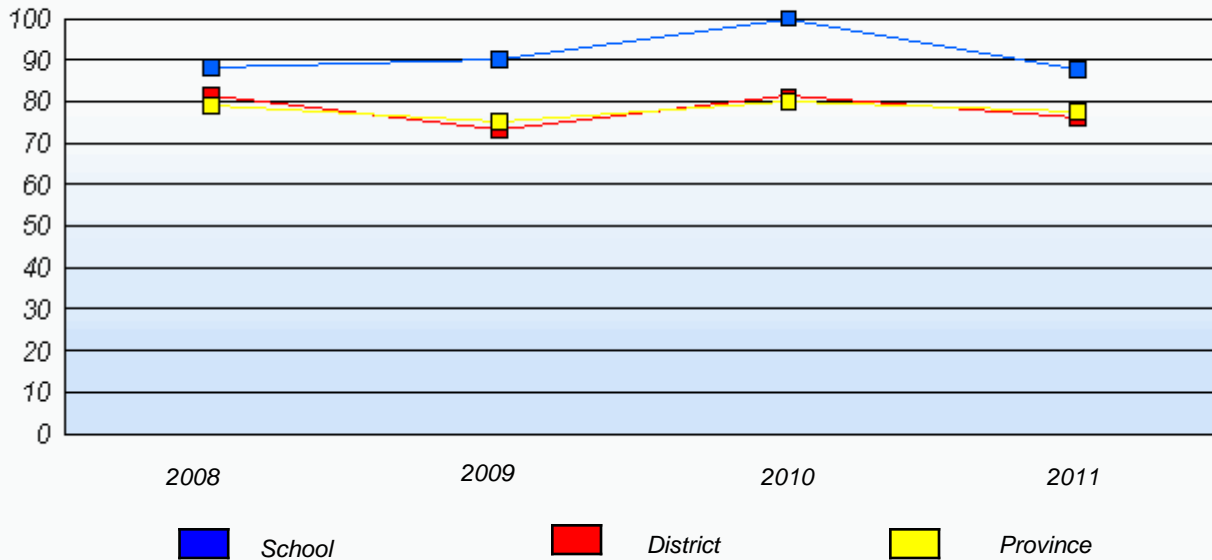
* In some cases, CRT numbers may exceed AGR numbers based on late enrolments. Pie chart is based on the number of students who wrote the CRT.

* Reading score is composite of Information and Poetry.

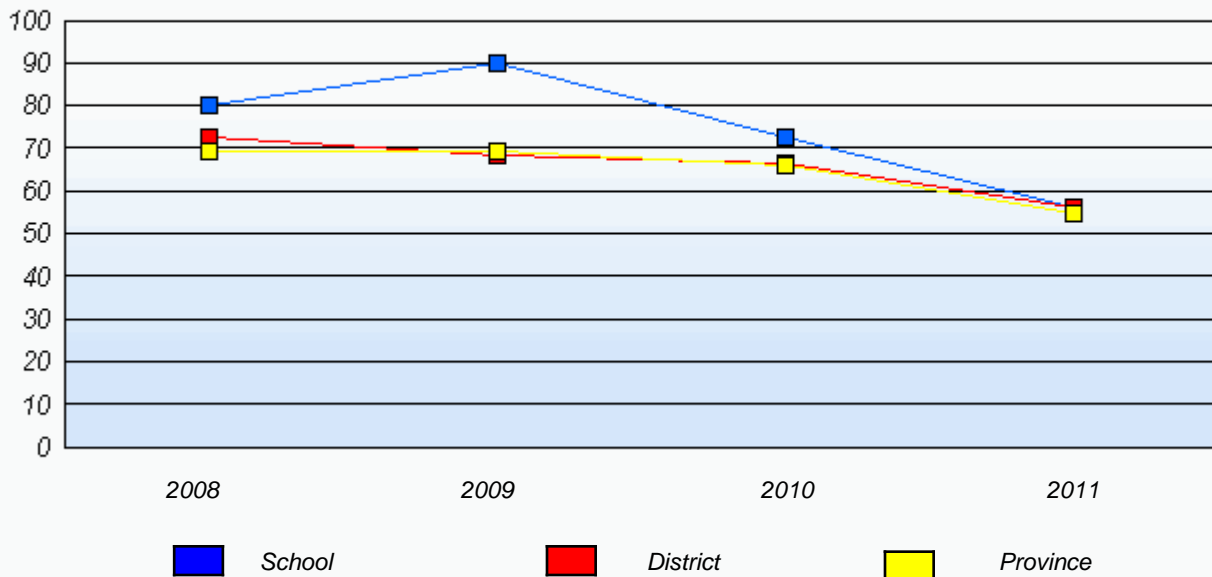
District 4 - Eastern

School #: 287 Dunne Memorial Academy

Demand Writing
 Percentage of students at level 3 or above (2008 - 2011)



Reading
 Percentage of students at level 3 or above (2008 - 2011)



* In some cases, CRT numbers may exceed AGR numbers based on late enrolments. Pie chart is based on the number of students who wrote the CRT.

* Reading score is composite of Information and Poetry.

District 4 - Eastern

School #: 289 St. Peter's Elementary

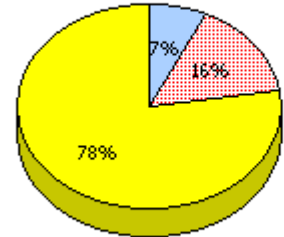
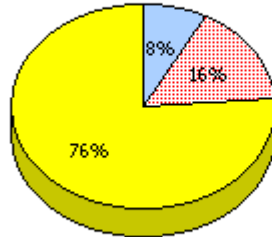
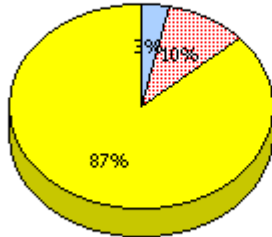
Demand Writing

School

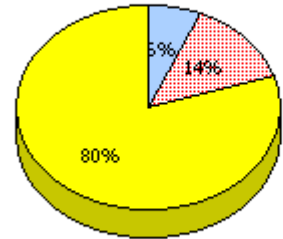
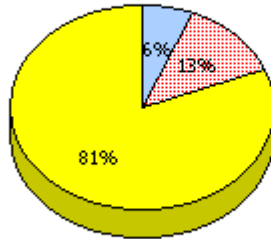
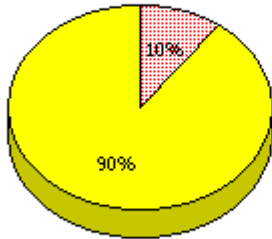
District

Province

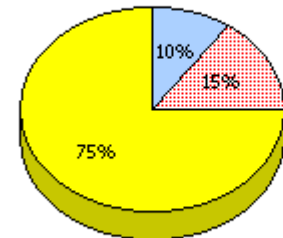
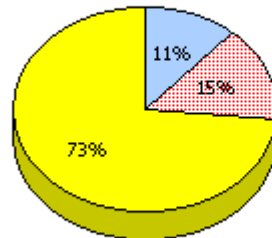
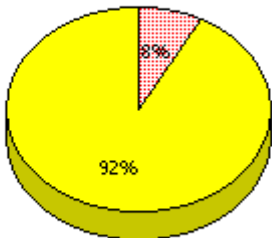
2011
Apr 30,
2011 (30)



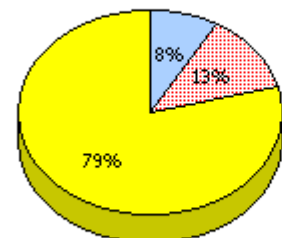
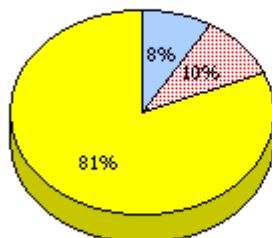
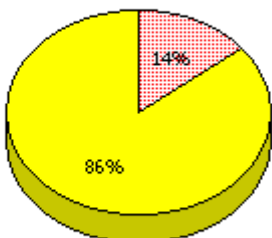
2010
AGR (20)



2009
AGR (26)



2008
AGR (21)



Unknown
 Not Yet Meeting (1 or 2)
 Meeting or Exceeding (3,4,5)

* In some cases, CRT numbers may exceed AGR numbers based on late enrolments. Pie chart is based on the number of students who wrote the CRT.

* Reading score is composite of Information and Poetry.

District 4 - Eastern

School #: 289 St. Peter's Elementary

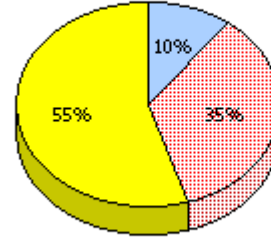
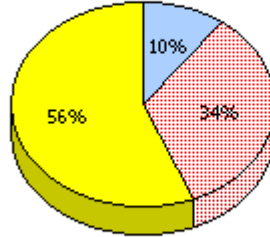
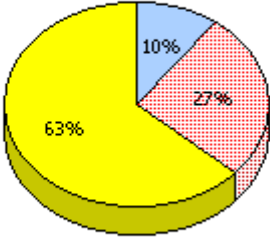
Reading

School

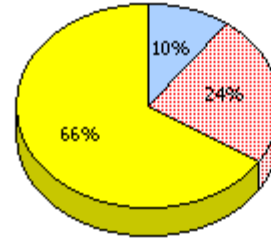
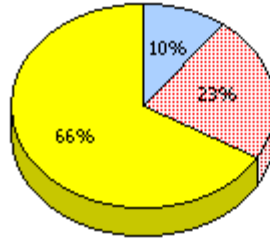
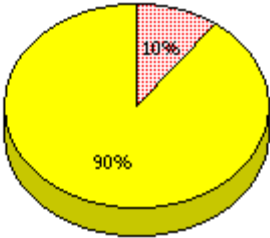
District

Province

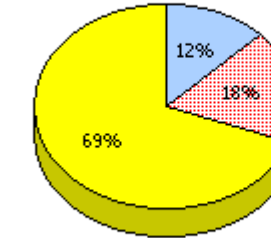
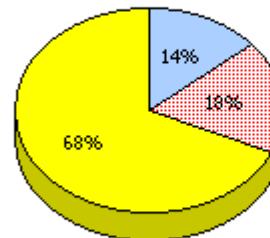
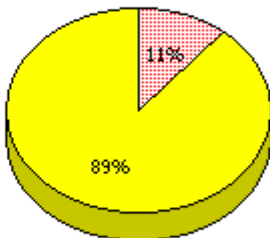
2011
Apr 30,
2011 (30)



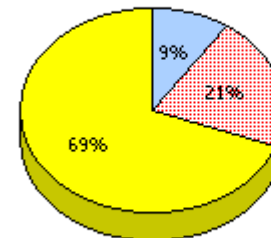
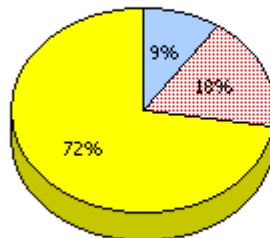
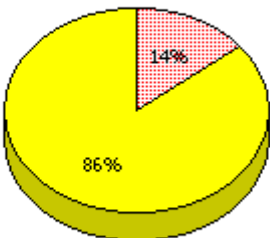
2010
AGR (20)



2009
AGR (26)



2008
AGR (21)



Unknown



Not Yet Meeting (1 or 2)



Meeting or Exceeding (3,4,5)

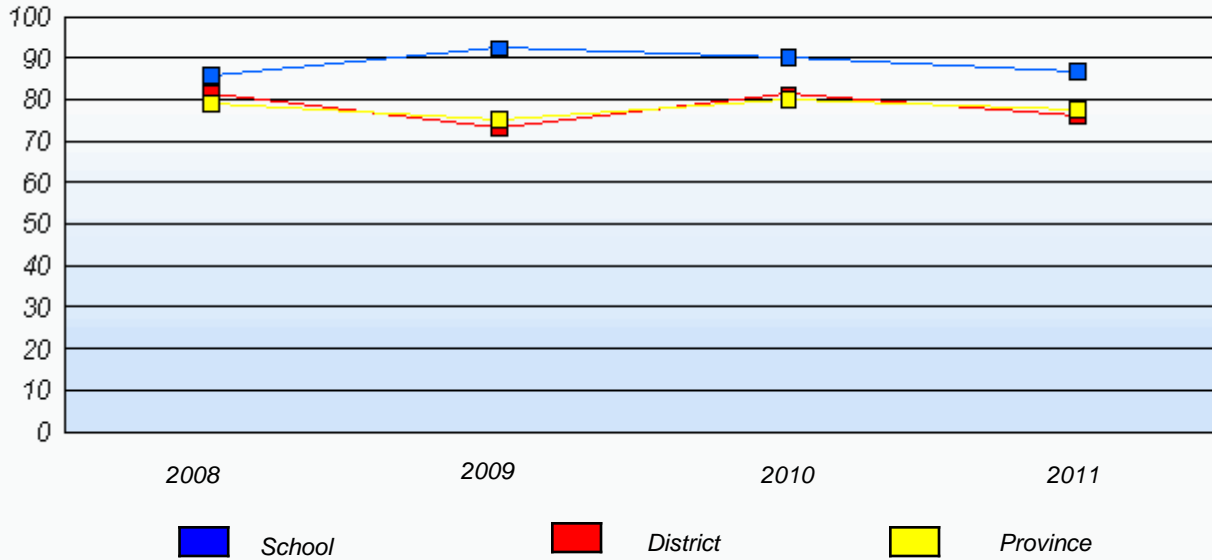
* In some cases, CRT numbers may exceed AGR numbers based on late enrolments. Pie chart is based on the number of students who wrote the CRT.

* Reading score is composite of Information and Poetry.

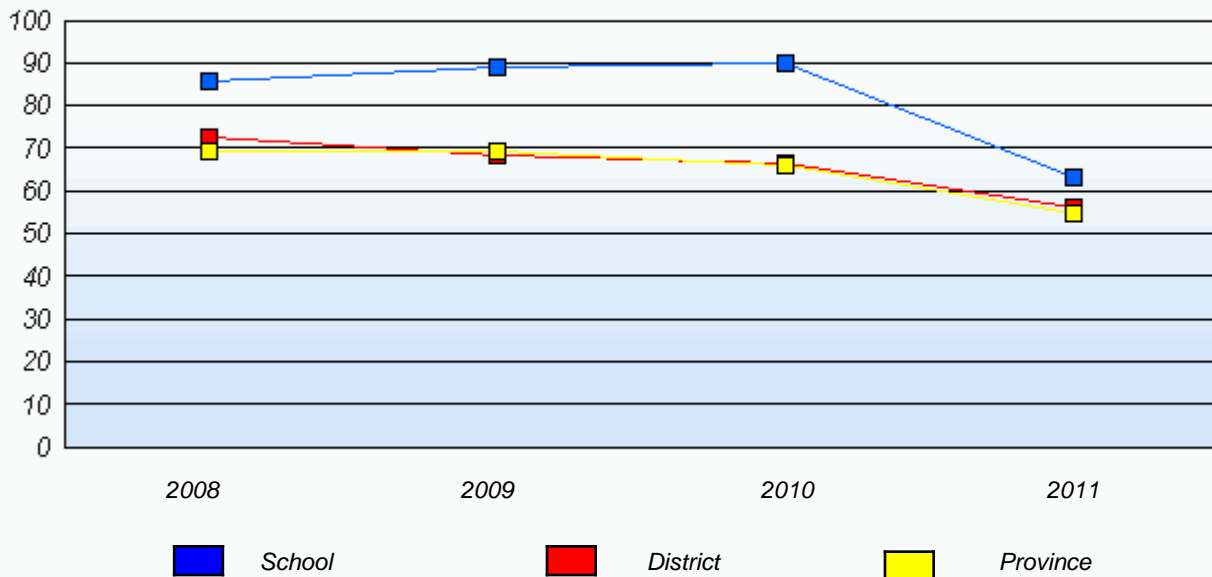
District 4 - Eastern

School #: 289 St. Peter's Elementary

Demand Writing
Percentage of students at level 3 or above (2008 - 2011)



Reading
Percentage of students at level 3 or above (2008 - 2011)



* In some cases, CRT numbers may exceed AGR numbers based on late enrolments. Pie chart is based on the number of students who wrote the CRT.

* Reading score is composite of Information and Poetry.

District 4 - Eastern

School #: 296 St. Michael's High

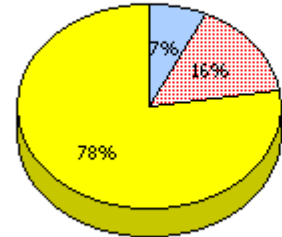
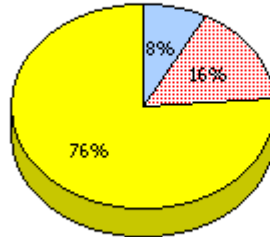
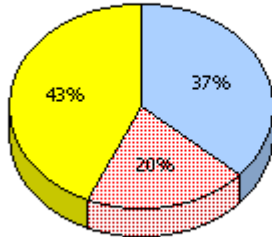
Demand Writing

School

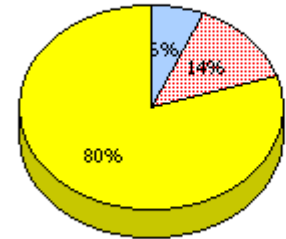
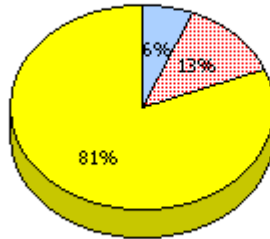
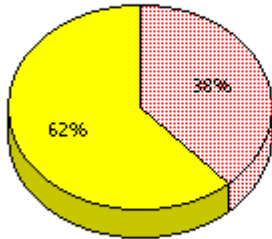
District

Province

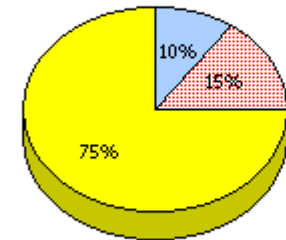
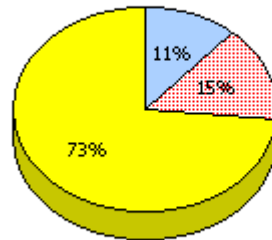
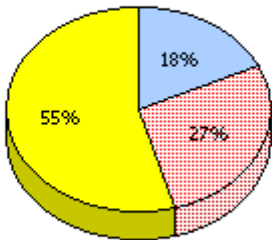
2011
Apr 30,
2011 (30)



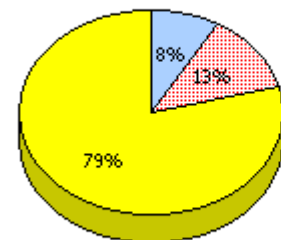
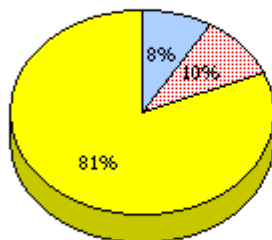
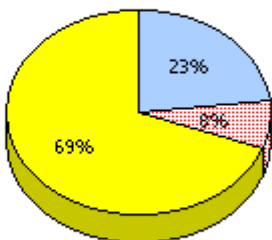
2010
AGR (34)



2009
AGR (33)



2008
AGR (39)



Unknown



Not Yet Meeting (1 or 2)



Meeting or Exceeding (3,4,5)

* In some cases, CRT numbers may exceed AGR numbers based on late enrolments. Pie chart is based on the number of students who wrote the CRT.

* Reading score is composite of Information and Poetry.

District 4 - Eastern

School #: 296 St. Michael's High

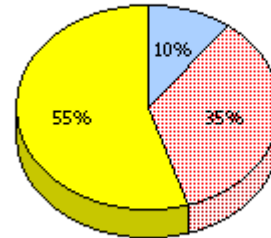
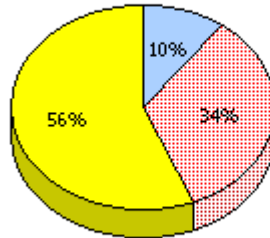
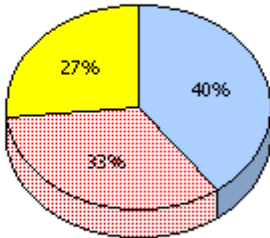
Reading

School

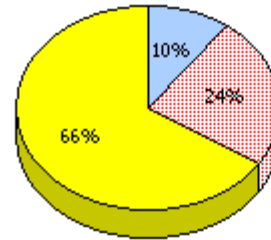
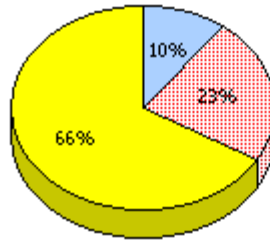
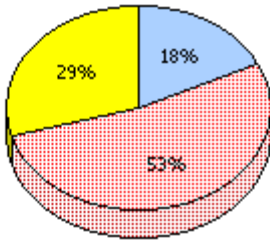
District

Province

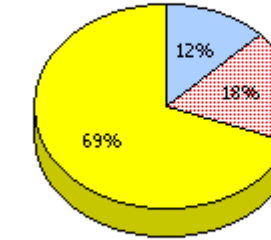
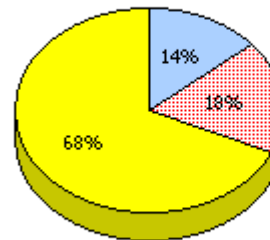
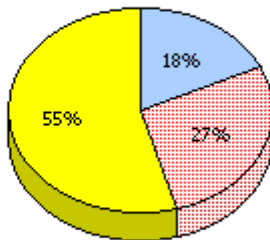
2011
Apr 30,
2011 (30)



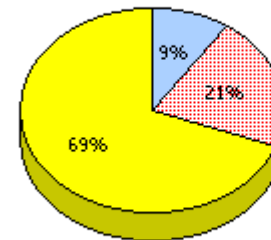
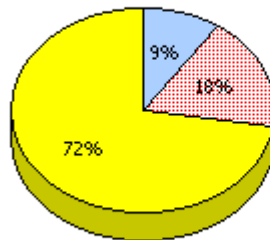
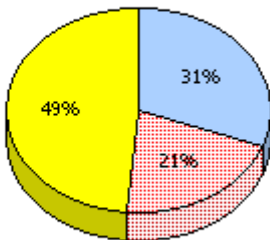
2010
AGR (34)



2009
AGR (33)



2008
AGR (39)



Unknown



Not Yet Meeting (1 or 2)



Meeting or Exceeding (3,4,5)

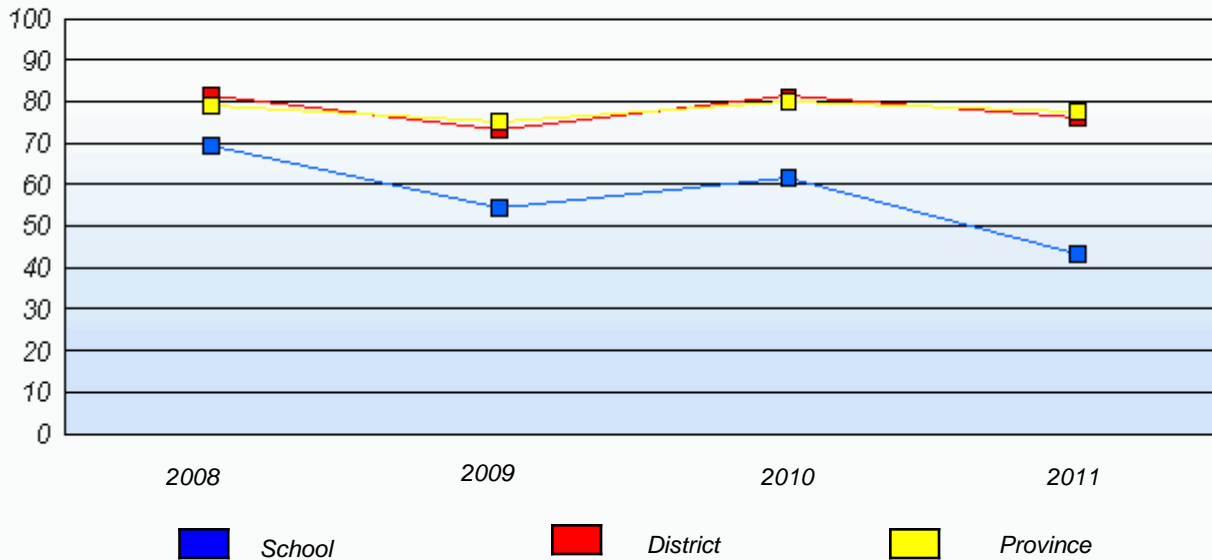
* In some cases, CRT numbers may exceed AGR numbers based on late enrolments. Pie chart is based on the number of students who wrote the CRT.

* Reading score is composite of Information and Poetry.

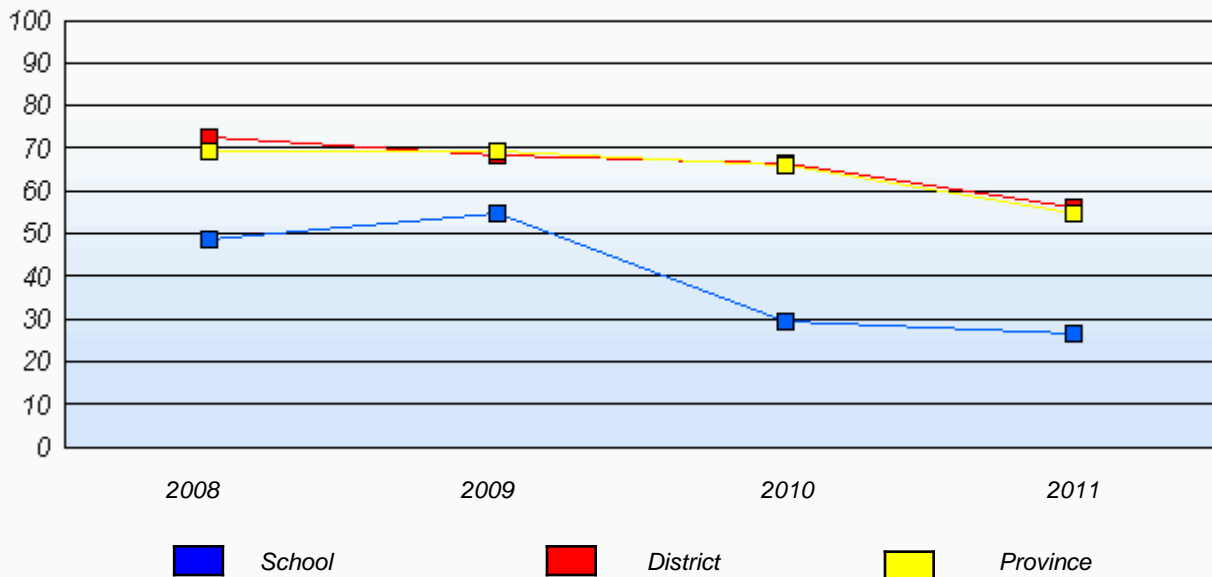
District 4 - Eastern

School #: 296 St. Michael's High

Demand Writing
 Percentage of students at level 3 or above (2008 - 2011)



Reading
 Percentage of students at level 3 or above (2008 - 2011)



* In some cases, CRT numbers may exceed AGR numbers based on late enrolments. Pie chart is based on the number of students who wrote the CRT.

* Reading score is composite of Information and Poetry.

District 4 - Eastern

School #: 300 Frank Roberts Junior High

Demand Writing

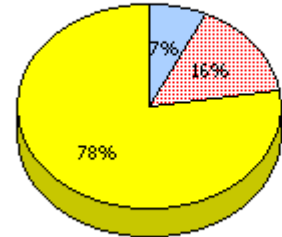
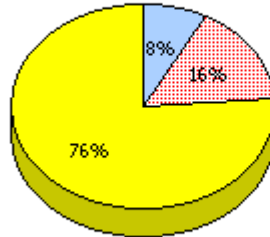
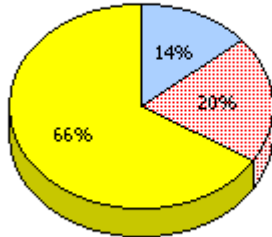
School

District

Province

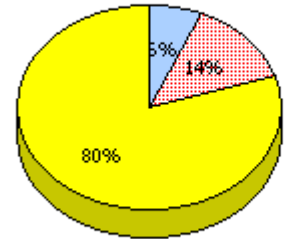
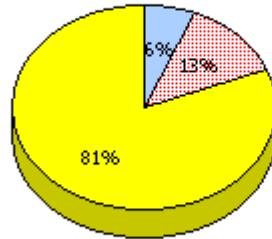
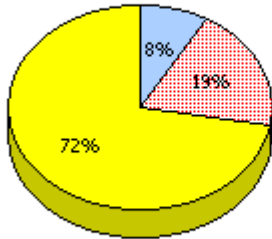
2011

Apr 30,
2011 (183)



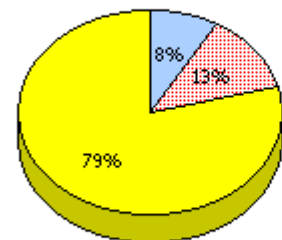
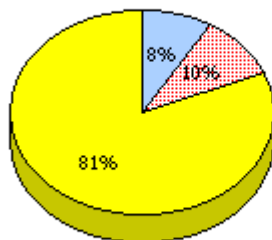
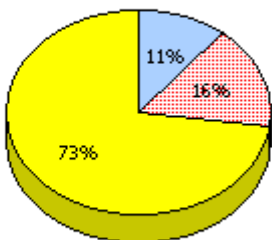
2010

AGR (190)



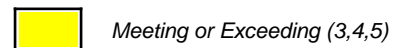
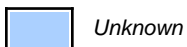
2009

AGR (0)



2008

AGR (194)



* In some cases, CRT numbers may exceed AGR numbers based on late enrolments. Pie chart is based on the number of students who wrote the CRT.

* Reading score is composite of Information and Poetry.

District 4 - Eastern

School #: 300 Frank Roberts Junior High

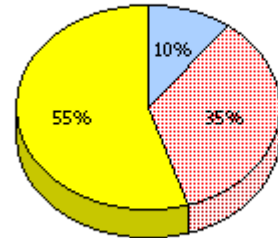
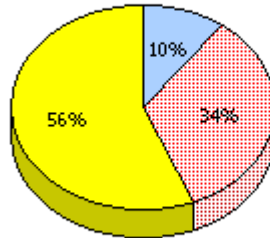
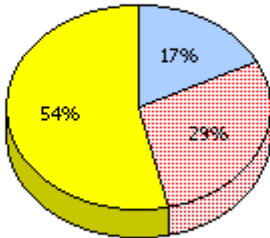
Reading

School

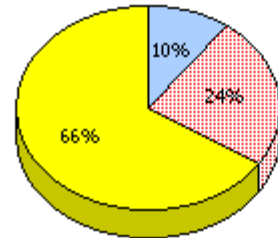
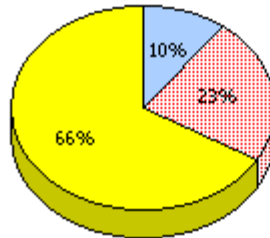
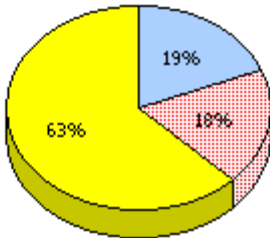
District

Province

2011
Apr 30,
2011 (183)

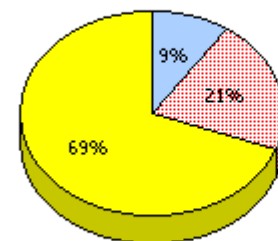
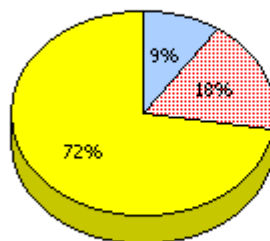
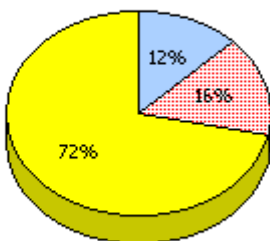


2010
AGR (190)



2009
AGR (0)

2008
AGR (194)



Unknown



Not Yet Meeting (1 or 2)



Meeting or Exceeding (3,4,5)

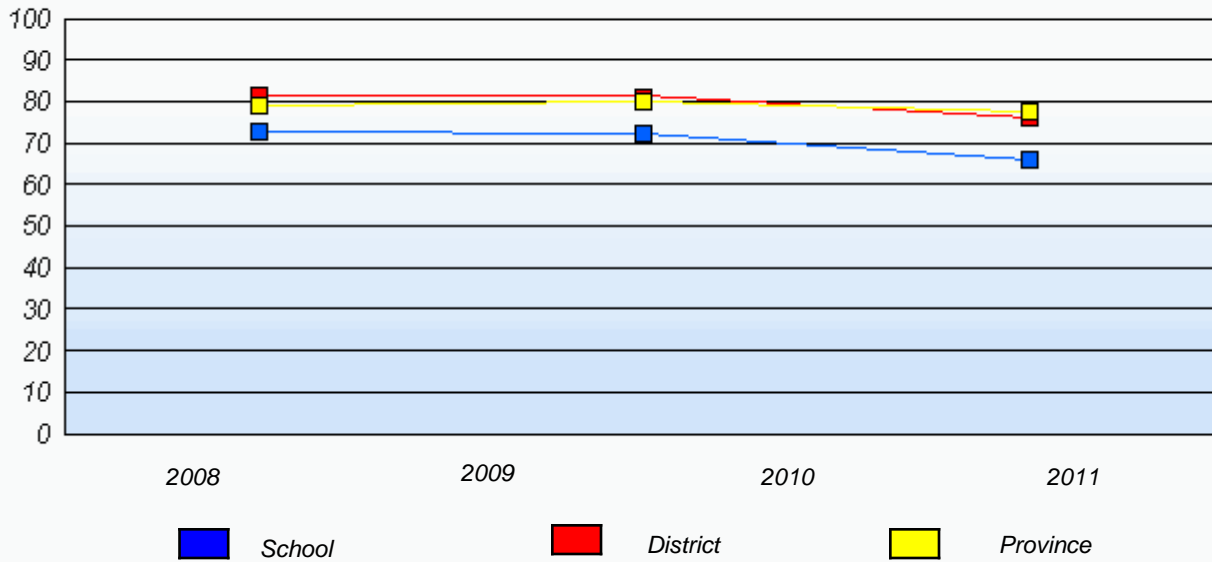
* In some cases, CRT numbers may exceed AGR numbers based on late enrolments. Pie chart is based on the number of students who wrote the CRT.

* Reading score is composite of Information and Poetry.

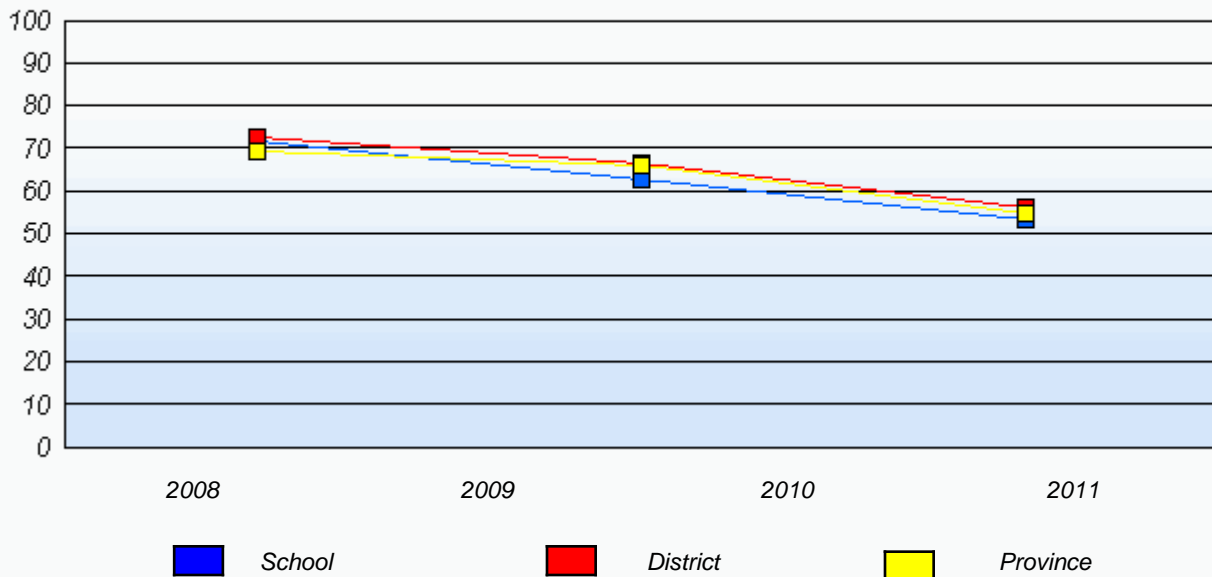
District 4 - Eastern

School #: 300 Frank Roberts Junior High

Demand Writing
 Percentage of students at level 3 or above (2008 - 2011)



Reading
 Percentage of students at level 3 or above (2008 - 2011)



* In some cases, CRT numbers may exceed AGR numbers based on late enrolments. Pie chart is based on the number of students who wrote the CRT.

* Reading score is composite of Information and Poetry.

District 4 - Eastern

School #: 304 Holy Spirit High

Demand Writing

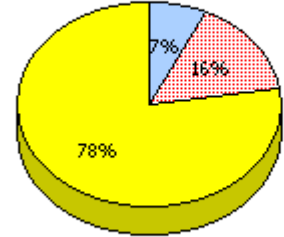
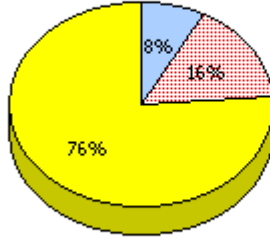
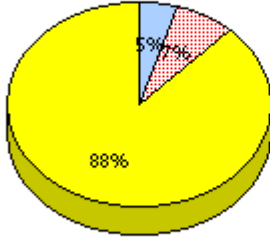
School

District

Province

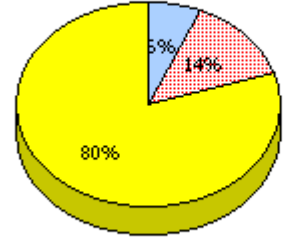
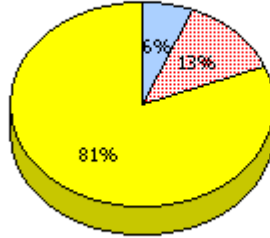
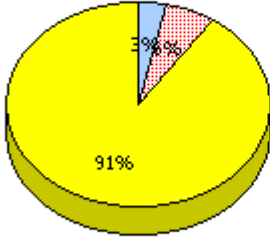
2011

Apr 30,
2011 (210)



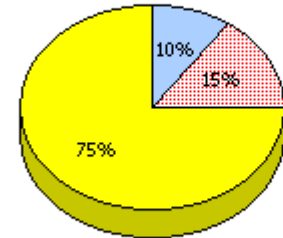
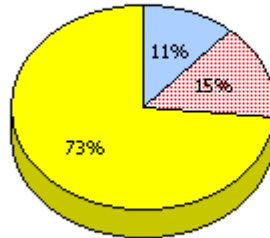
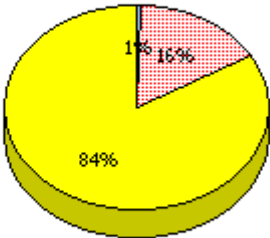
2010

AGR (182)



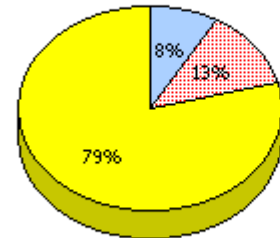
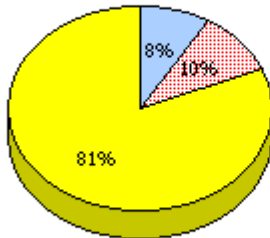
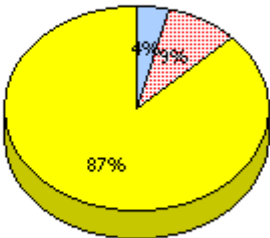
2009

AGR (177)



2008

AGR (174)



Unknown



Not Yet Meeting (1 or 2)



Meeting or Exceeding (3,4,5)

* In some cases, CRT numbers may exceed AGR numbers based on late enrolments. Pie chart is based on the number of students who wrote the CRT.

* Reading score is composite of Information and Poetry.

District 4 - Eastern

School #: 304 Holy Spirit High

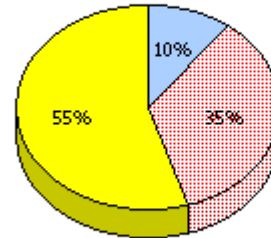
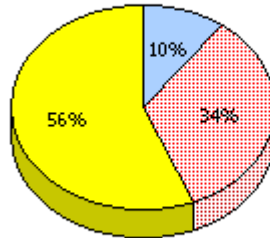
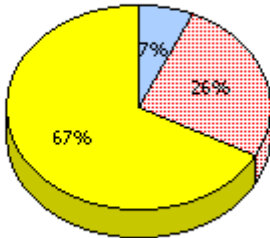
Reading

School

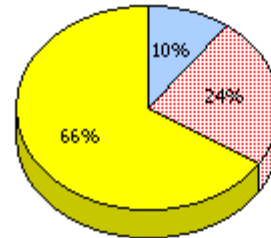
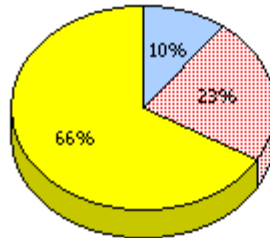
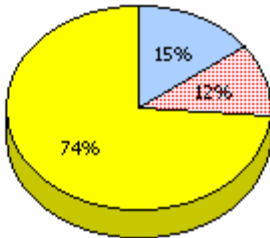
District

Province

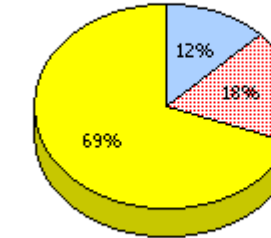
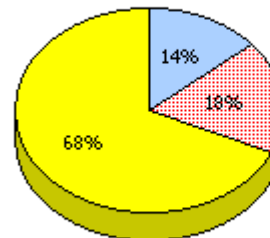
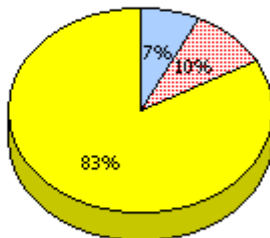
2011
Apr 30,
2011 (210)



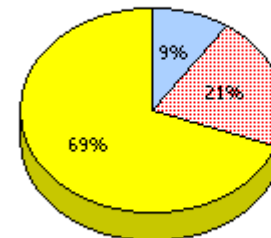
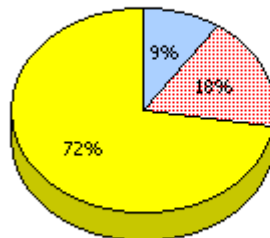
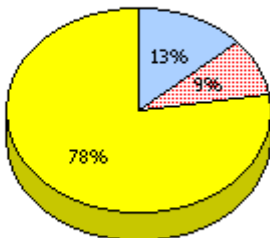
2010
AGR (182)



2009
AGR (177)



2008
AGR (174)



Unknown



Not Yet Meeting (1 or 2)



Meeting or Exceeding (3,4,5)

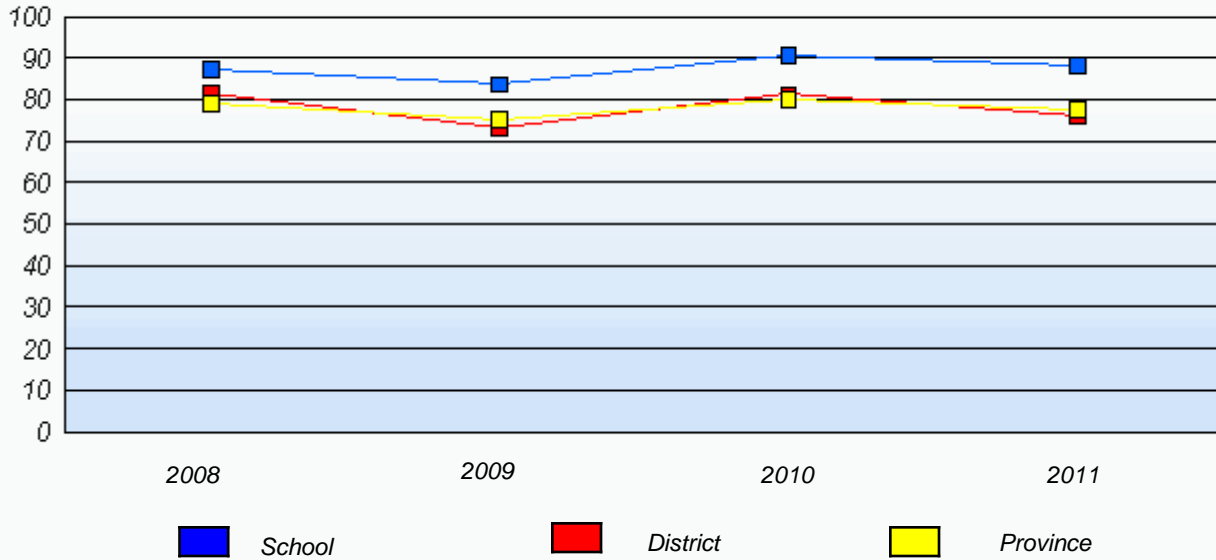
* In some cases, CRT numbers may exceed AGR numbers based on late enrolments. Pie chart is based on the number of students who wrote the CRT.

* Reading score is composite of Information and Poetry.

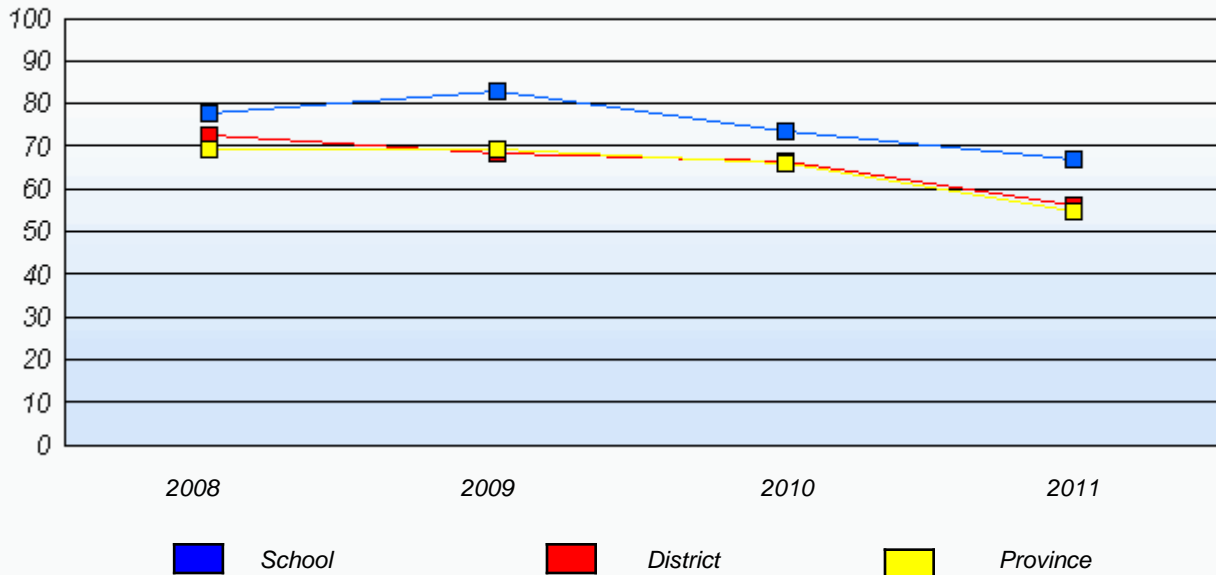
District 4 - Eastern

School #: 304 Holy Spirit High

Demand Writing
Percentage of students at level 3 or above (2008 - 2011)



Reading
Percentage of students at level 3 or above (2008 - 2011)



* In some cases, CRT numbers may exceed AGR numbers based on late enrolments. Pie chart is based on the number of students who wrote the CRT.

* Reading score is composite of Information and Poetry.

District 4 - Eastern

School #: 307 Mobile Central High

Demand Writing

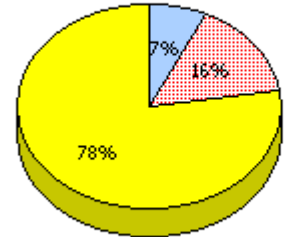
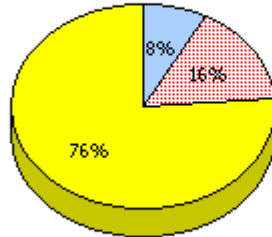
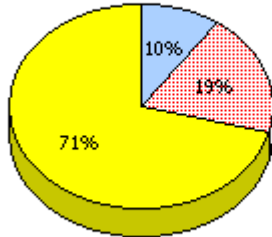
School

District

Province

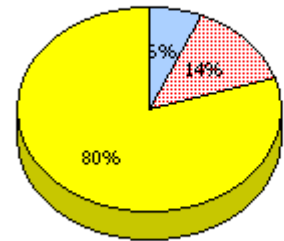
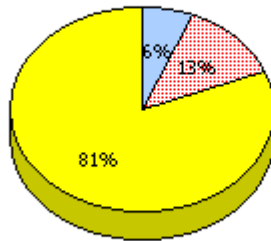
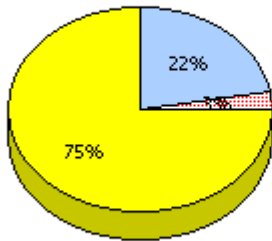
2011

Apr 30,
2011 (31)



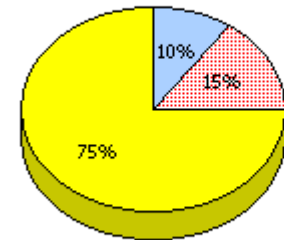
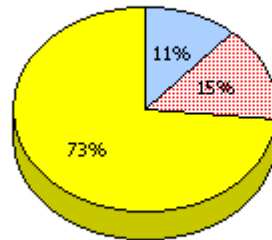
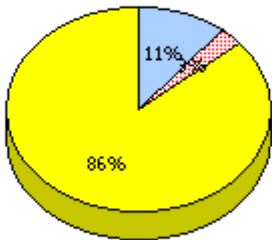
2010

AGR (36)



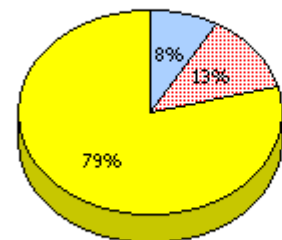
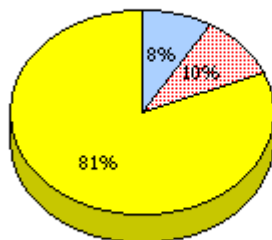
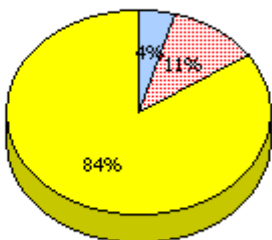
2009

AGR (37)



2008

AGR (45)



Unknown



Not Yet Meeting (1 or 2)



Meeting or Exceeding (3,4,5)

* In some cases, CRT numbers may exceed AGR numbers based on late enrolments. Pie chart is based on the number of students who wrote the CRT.

* Reading score is composite of Information and Poetry.

District 4 - Eastern

School #: 307 Mobile Central High

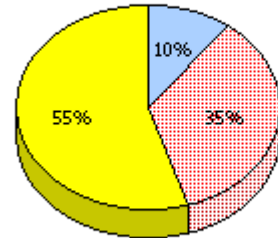
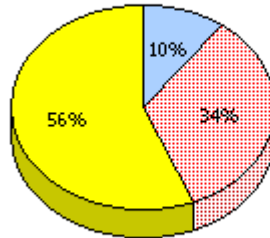
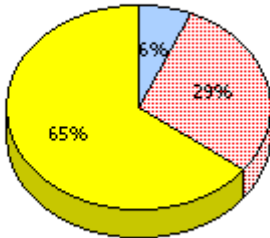
Reading

School

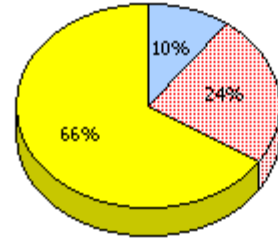
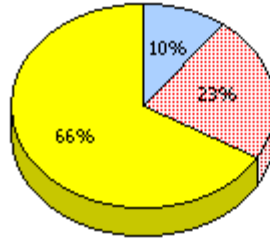
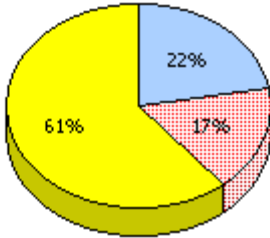
District

Province

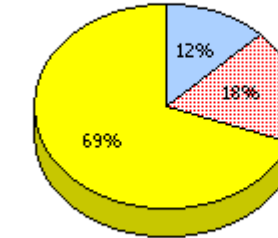
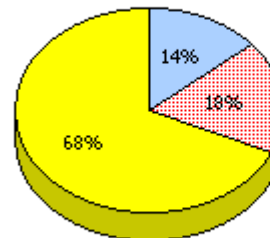
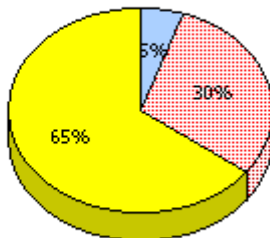
2011
Apr 30,
2011 (31)



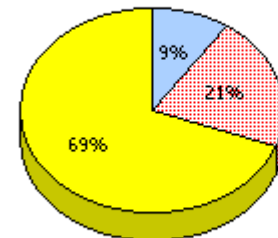
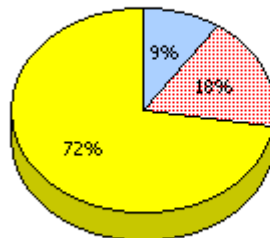
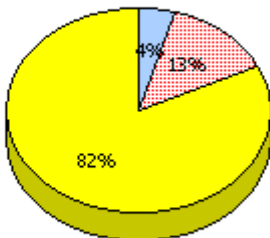
2010
AGR (36)



2009
AGR (37)



2008
AGR (45)



Unknown



Not Yet Meeting (1 or 2)



Meeting or Exceeding (3,4,5)

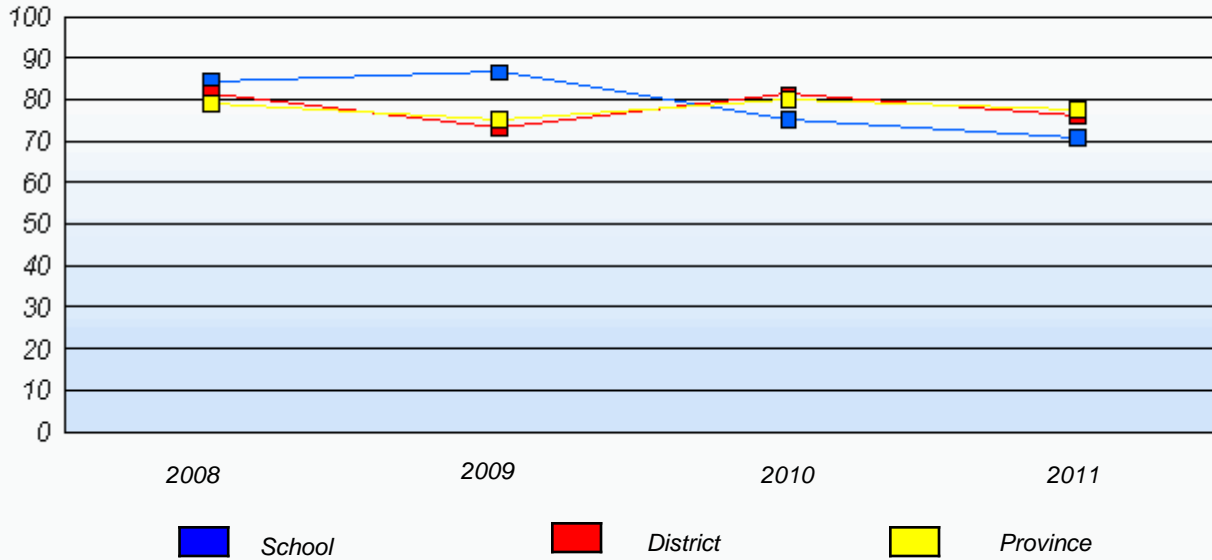
* In some cases, CRT numbers may exceed AGR numbers based on late enrolments. Pie chart is based on the number of students who wrote the CRT.

* Reading score is composite of Information and Poetry.

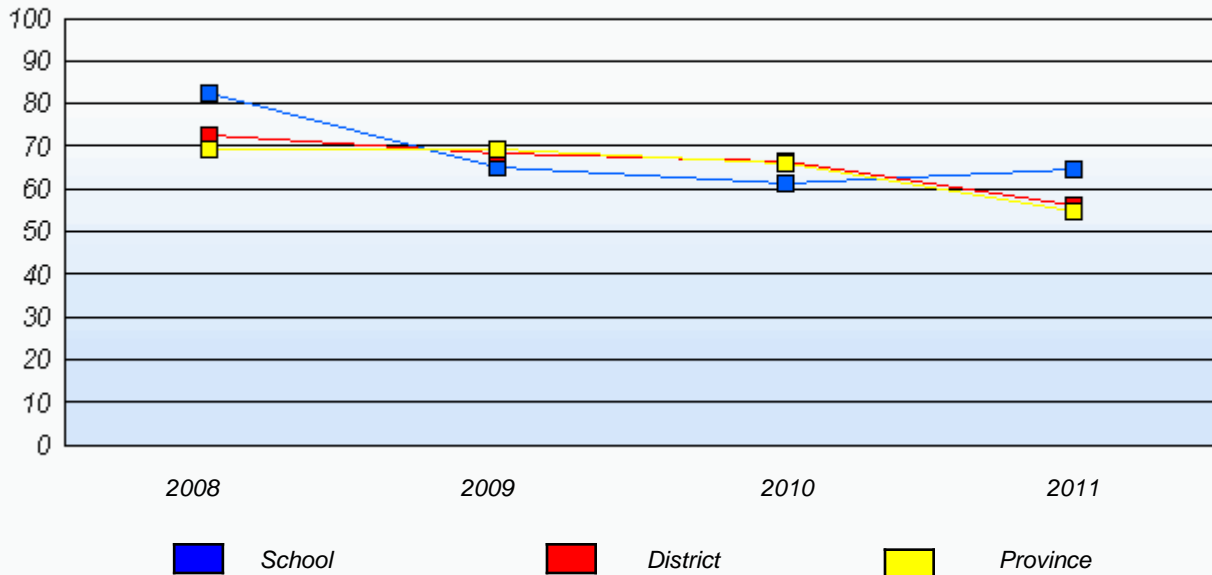
District 4 - Eastern

School #: 307 Mobile Central High

Demand Writing
 Percentage of students at level 3 or above (2008 - 2011)



Reading
 Percentage of students at level 3 or above (2008 - 2011)



* In some cases, CRT numbers may exceed AGR numbers based on late enrolments. Pie chart is based on the number of students who wrote the CRT.

* Reading score is composite of Information and Poetry.

District 4 - Eastern

School #: 310 Mount Pearl Intermediate

Demand Writing

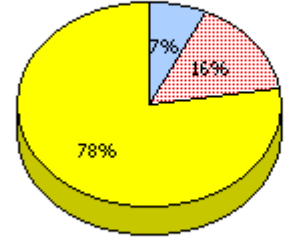
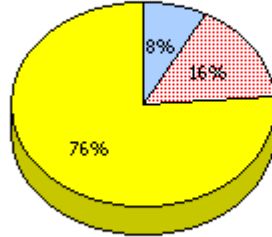
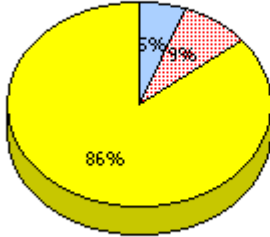
School

District

Province

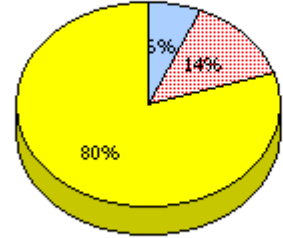
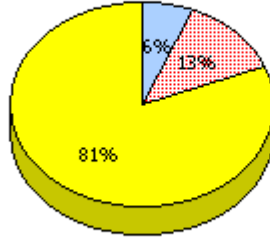
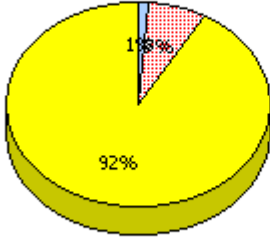
2011

Apr 30,
2011 (220)



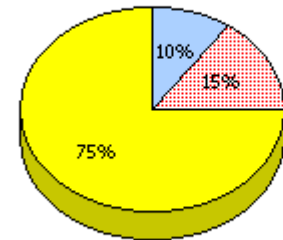
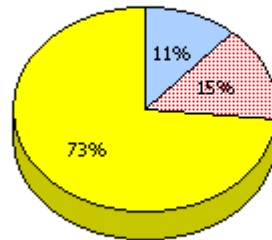
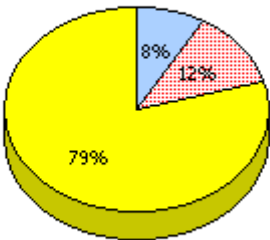
2010

AGR (181)



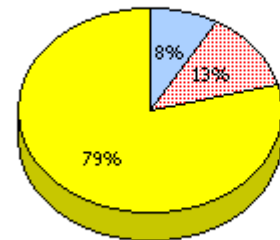
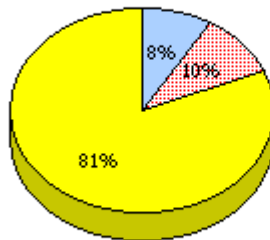
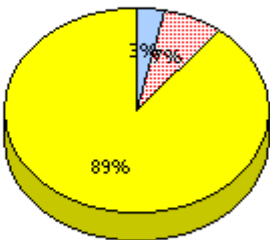
2009

AGR (213)



2008

AGR (180)



Unknown



Not Yet Meeting (1 or 2)



Meeting or Exceeding (3,4,5)

* In some cases, CRT numbers may exceed AGR numbers based on late enrolments. Pie chart is based on the number of students who wrote the CRT.

* Reading score is composite of Information and Poetry.

District 4 - Eastern

School #: 310 Mount Pearl Intermediate

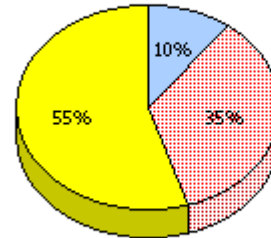
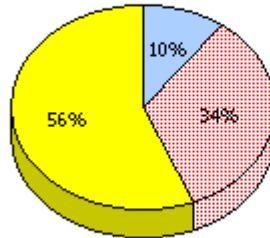
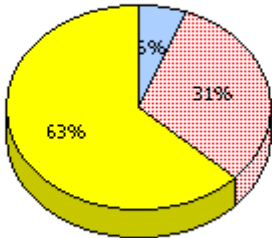
Reading

School

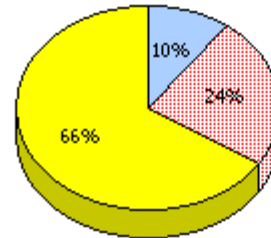
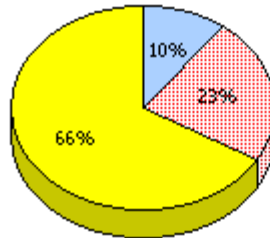
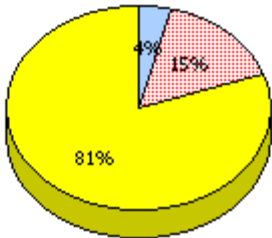
District

Province

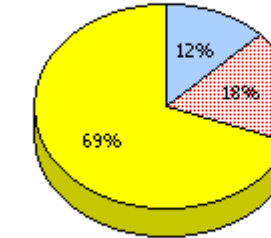
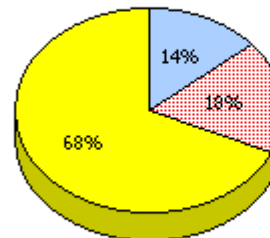
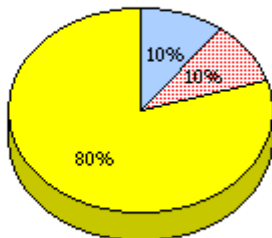
2011
Apr 30,
2011 (220)



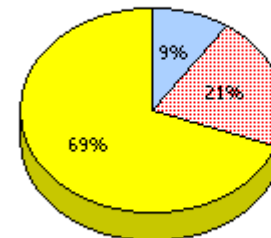
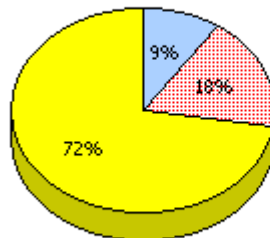
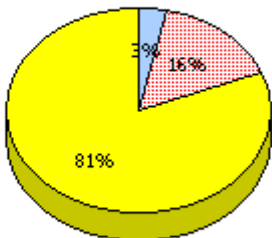
2010
AGR (181)



2009
AGR (213)



2008
AGR (180)



Unknown



Not Yet Meeting (1 or 2)



Meeting or Exceeding (3,4,5)

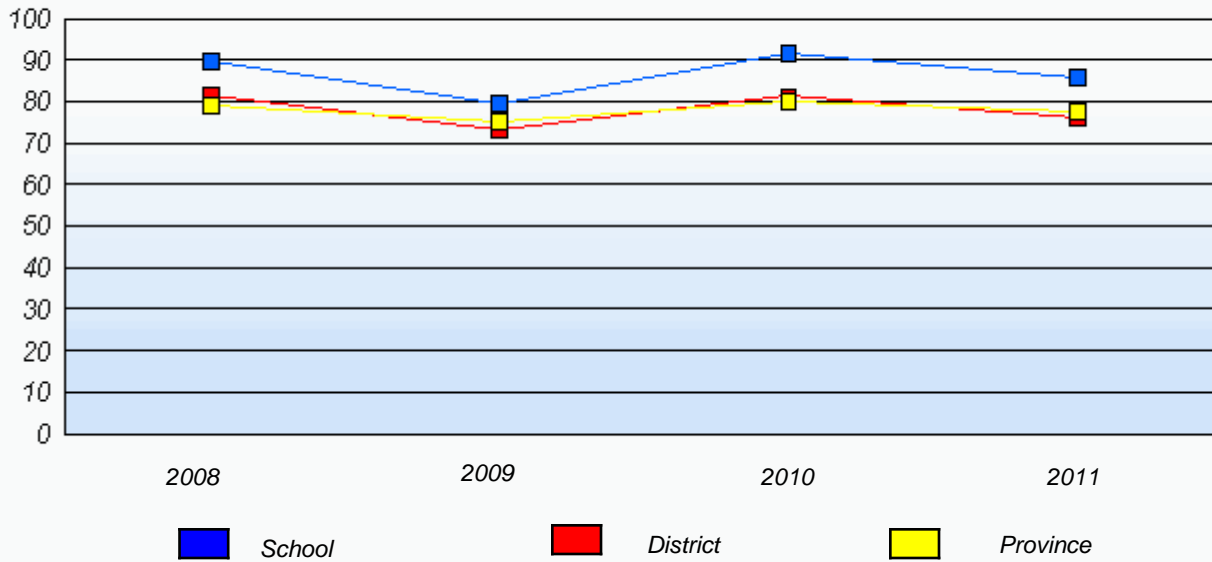
* In some cases, CRT numbers may exceed AGR numbers based on late enrolments. Pie chart is based on the number of students who wrote the CRT.

* Reading score is composite of Information and Poetry.

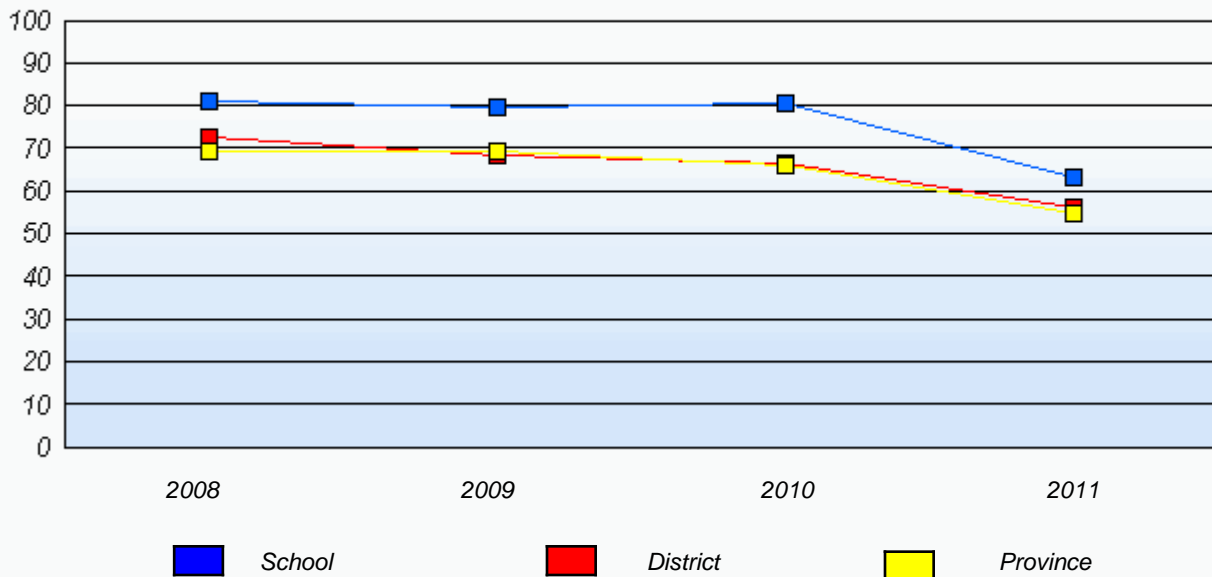
District 4 - Eastern

School #: 310 Mount Pearl Intermediate

Demand Writing
 Percentage of students at level 3 or above (2008 - 2011)



Reading
 Percentage of students at level 3 or above (2008 - 2011)



* In some cases, CRT numbers may exceed AGR numbers based on late enrolments. Pie chart is based on the number of students who wrote the CRT.

* Reading score is composite of Information and Poetry.

District 4 - Eastern

School #: 315 St. Peter's Junior High

Demand Writing

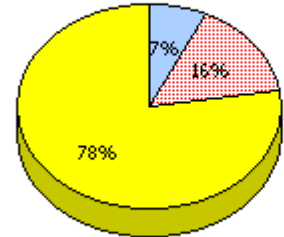
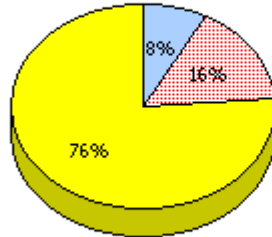
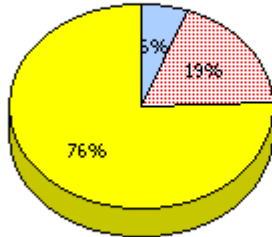
School

District

Province

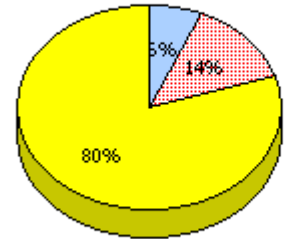
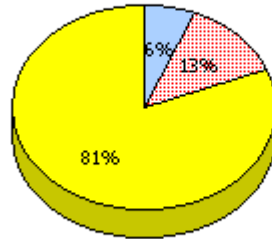
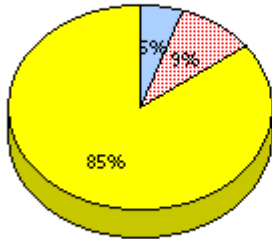
2011

Apr 30,
2011 (246)



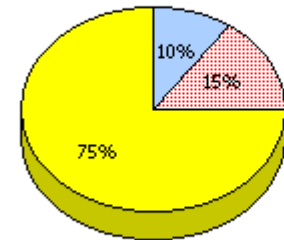
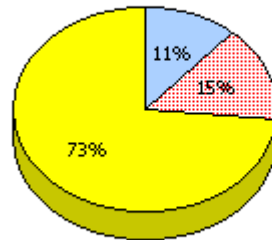
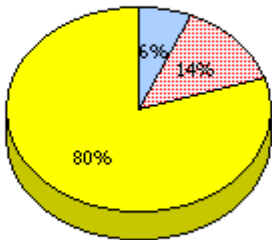
2010

AGR (226)



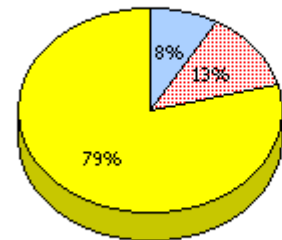
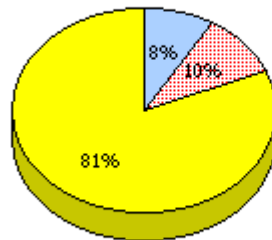
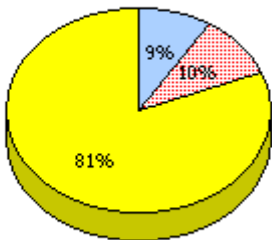
2009

AGR (206)



2008

AGR (222)



Unknown



Not Yet Meeting (1 or 2)



Meeting or Exceeding (3,4,5)

* In some cases, CRT numbers may exceed AGR numbers based on late enrolments. Pie chart is based on the number of students who wrote the CRT.

* Reading score is composite of Information and Poetry.

District 4 - Eastern

School #: 315 St. Peter's Junior High

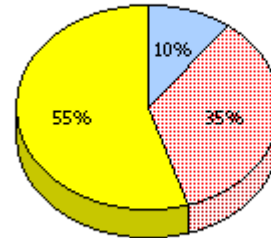
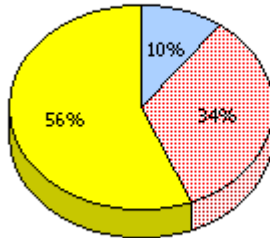
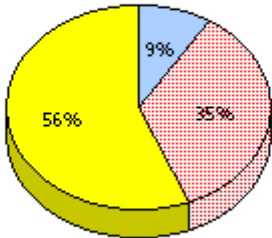
Reading

School

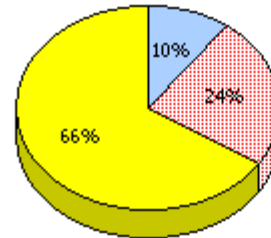
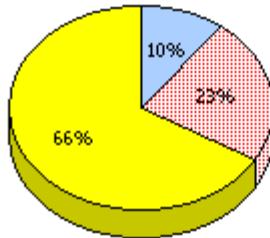
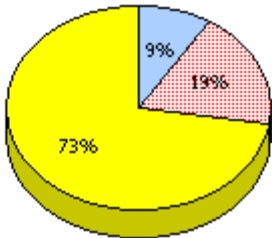
District

Province

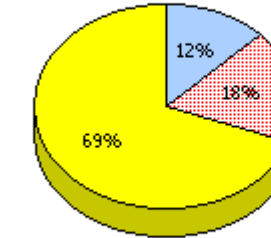
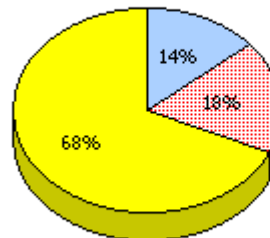
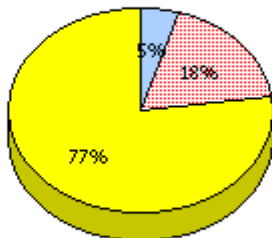
2011
Apr 30,
2011 (246)



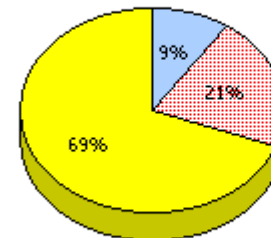
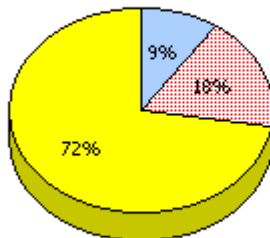
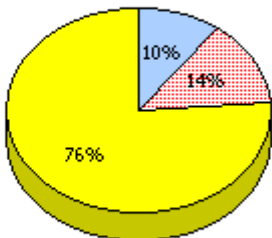
2010
AGR (226)



2009
AGR (206)



2008
AGR (222)



Unknown



Not Yet Meeting (1 or 2)



Meeting or Exceeding (3,4,5)

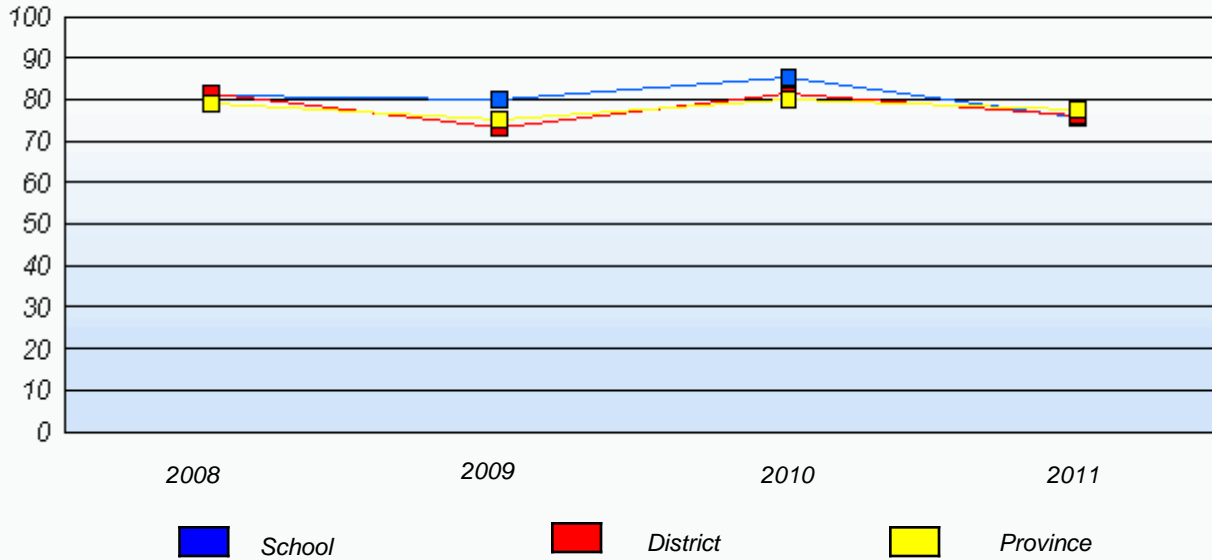
* In some cases, CRT numbers may exceed AGR numbers based on late enrolments. Pie chart is based on the number of students who wrote the CRT.

* Reading score is composite of Information and Poetry.

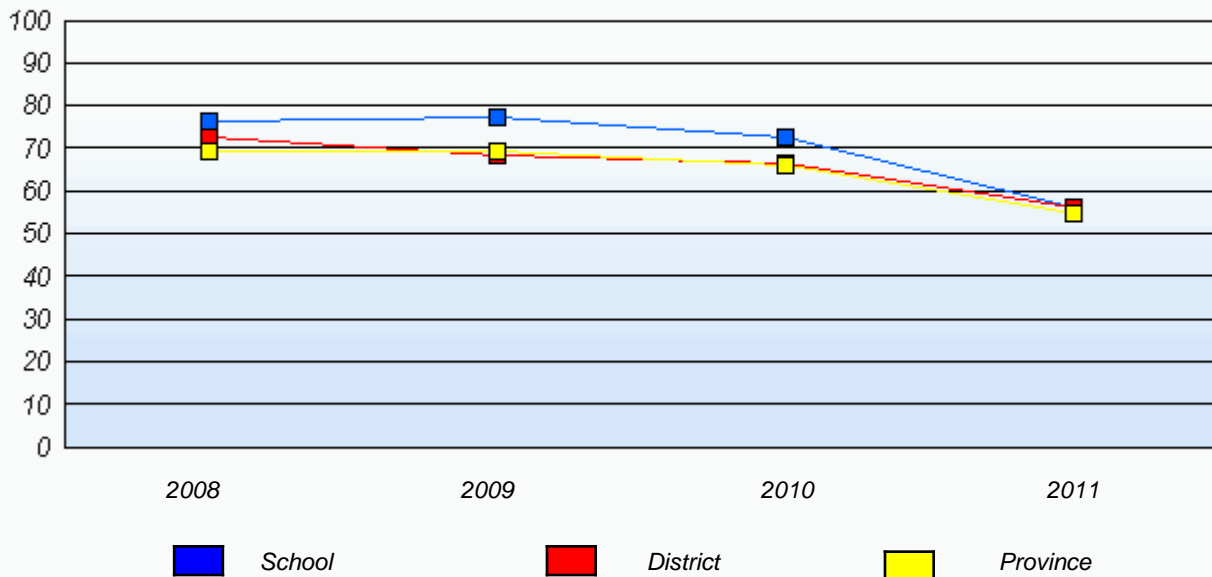
District 4 - Eastern

School #: 315 St. Peter's Junior High

Demand Writing
 Percentage of students at level 3 or above (2008 - 2011)



Reading
 Percentage of students at level 3 or above (2008 - 2011)



* In some cases, CRT numbers may exceed AGR numbers based on late enrolments. Pie chart is based on the number of students who wrote the CRT.

* Reading score is composite of Information and Poetry.

District 4 - Eastern

School #: 324 Beaconsfield Junior High

Demand Writing

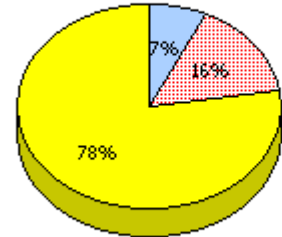
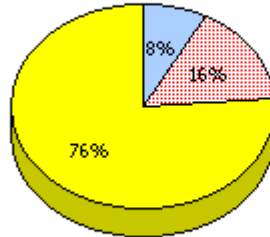
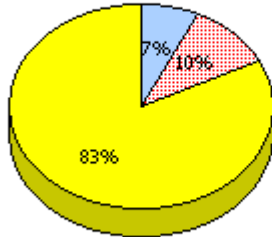
School

District

Province

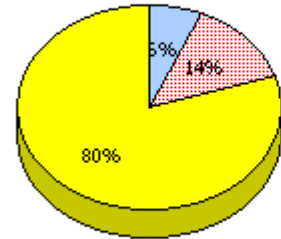
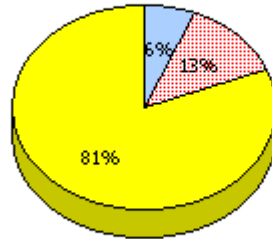
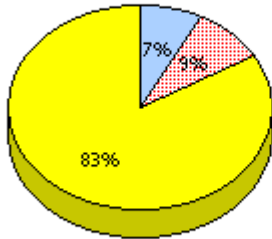
2011

Apr 30,
2011 (143)



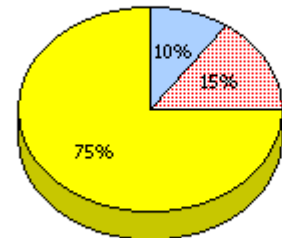
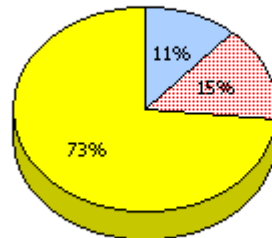
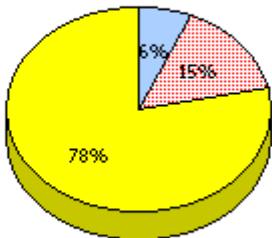
2010

AGR (174)



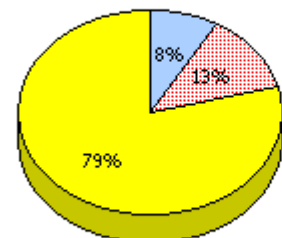
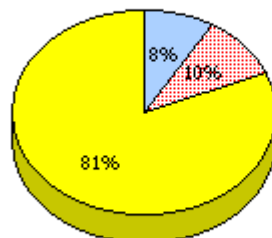
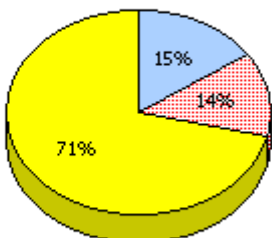
2009

AGR (176)



2008

AGR (177)



Unknown



Not Yet Meeting (1 or 2)



Meeting or Exceeding (3,4,5)

* In some cases, CRT numbers may exceed AGR numbers based on late enrolments. Pie chart is based on the number of students who wrote the CRT.

* Reading score is composite of Information and Poetry.

District 4 - Eastern

School #: 324 Beaconsfield Junior High

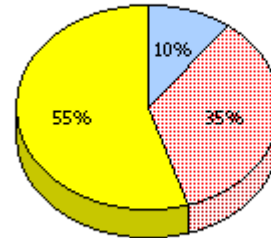
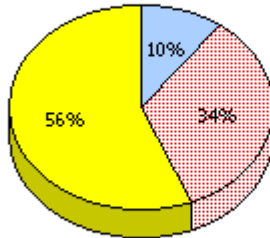
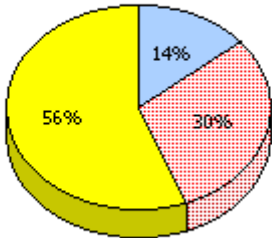
Reading

School

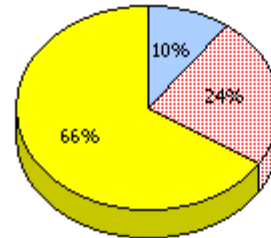
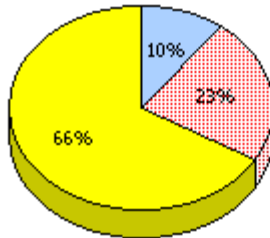
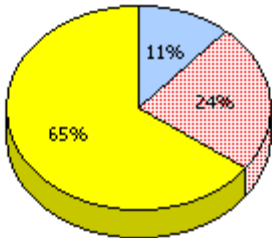
District

Province

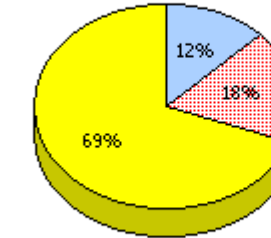
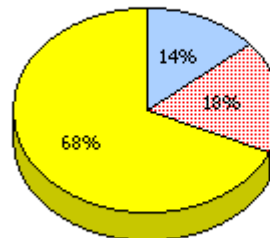
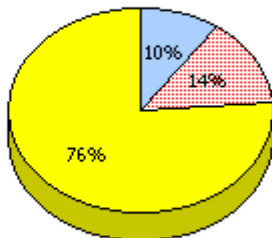
2011
Apr 30,
2011 (143)



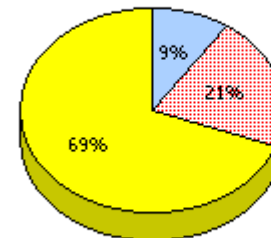
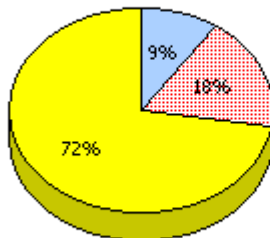
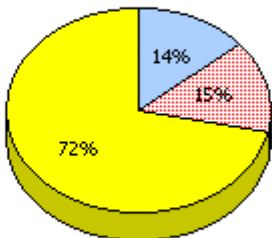
2010
AGR (174)



2009
AGR (176)



2008
AGR (177)



Unknown



Not Yet Meeting (1 or 2)



Meeting or Exceeding (3,4,5)

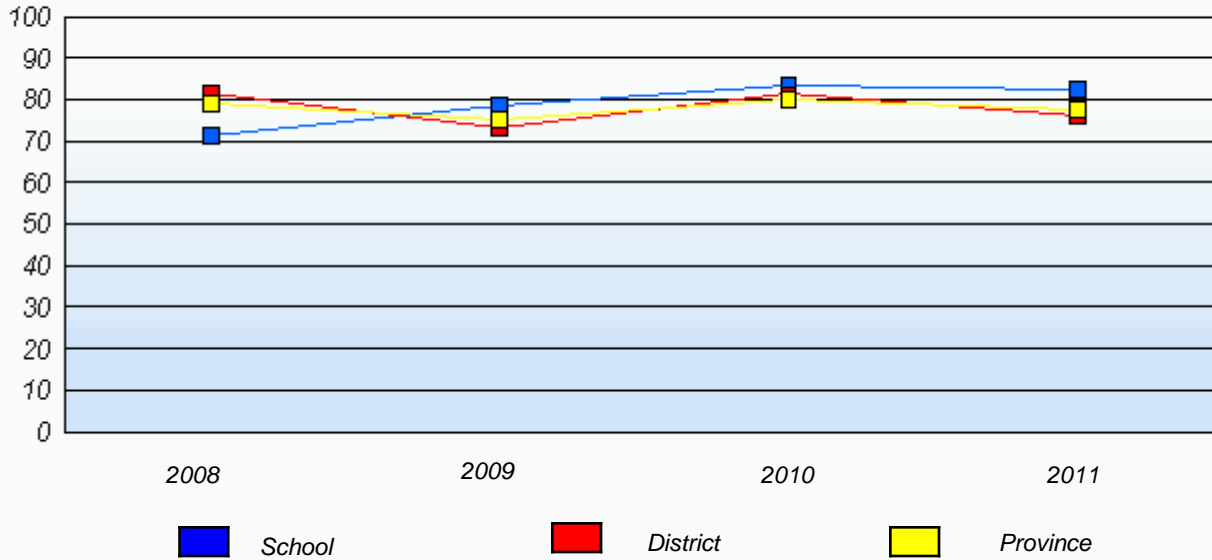
* In some cases, CRT numbers may exceed AGR numbers based on late enrolments. Pie chart is based on the number of students who wrote the CRT.

* Reading score is composite of Information and Poetry.

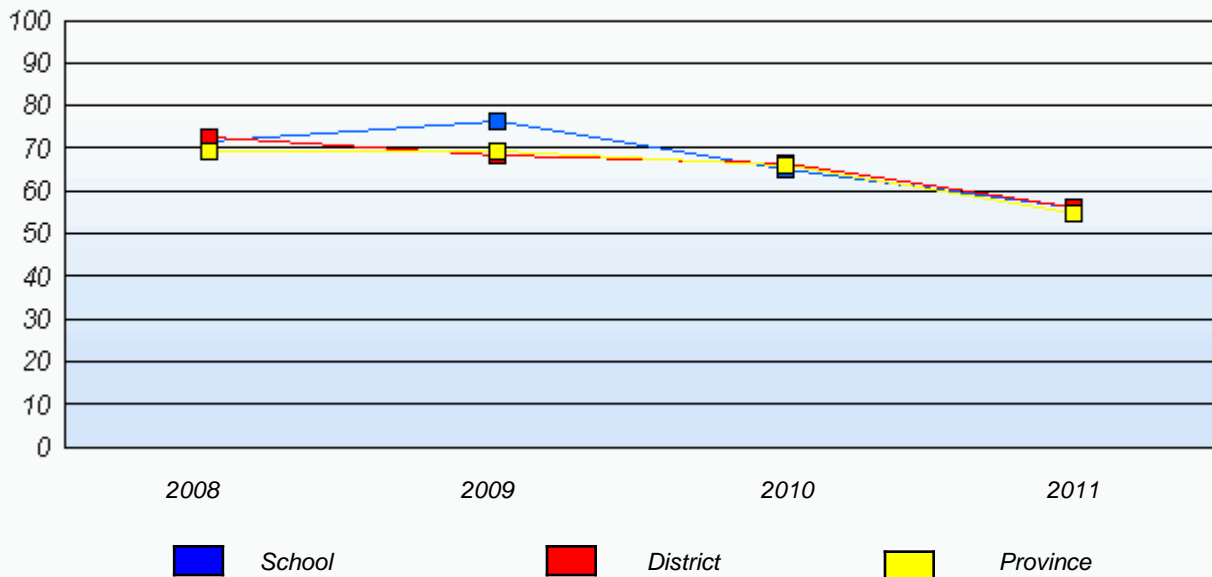
District 4 - Eastern

School #: 324 Beaconsfield Junior High

Demand Writing
 Percentage of students at level 3 or above (2008 - 2011)



Reading
 Percentage of students at level 3 or above (2008 - 2011)



* In some cases, CRT numbers may exceed AGR numbers based on late enrolments. Pie chart is based on the number of students who wrote the CRT.

* Reading score is composite of Information and Poetry.

District 4 - Eastern

School #: 330 Brother Rice Junior High

Demand Writing

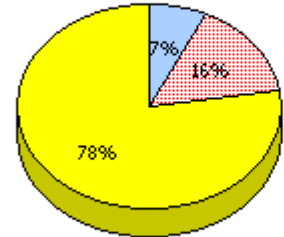
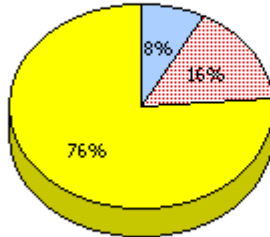
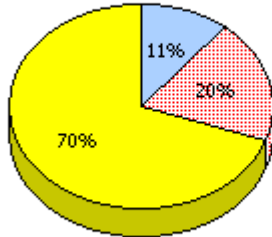
School

District

Province

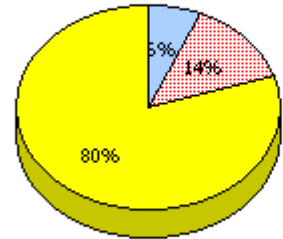
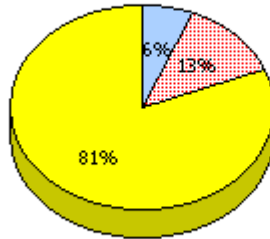
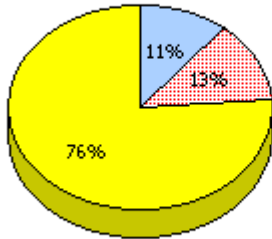
2011

Apr 30,
2011 (102)



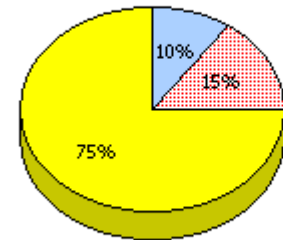
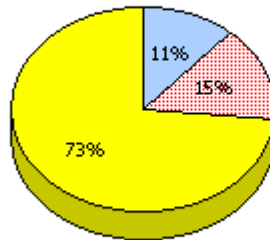
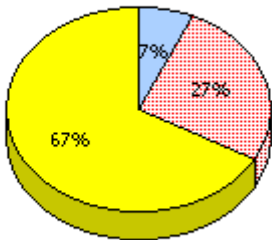
2010

AGR (130)



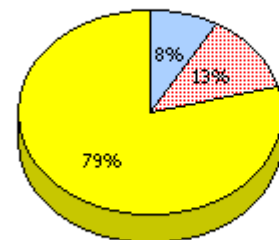
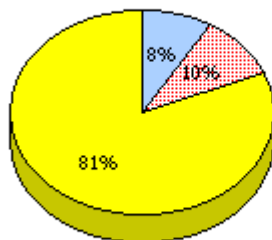
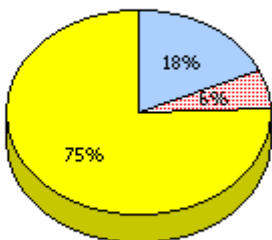
2009

AGR (166)



2008

AGR (163)



Unknown



Not Yet Meeting (1 or 2)



Meeting or Exceeding (3,4,5)

* In some cases, CRT numbers may exceed AGR numbers based on late enrolments. Pie chart is based on the number of students who wrote the CRT.

* Reading score is composite of Information and Poetry.

District 4 - Eastern

School #: 330 Brother Rice Junior High

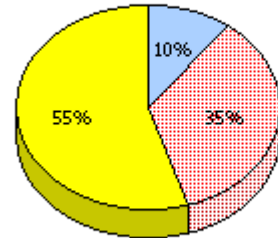
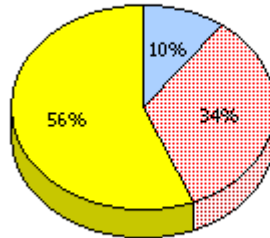
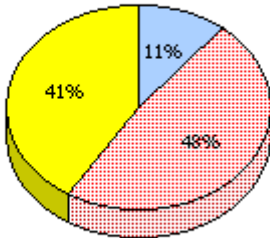
Reading

School

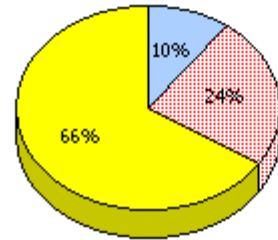
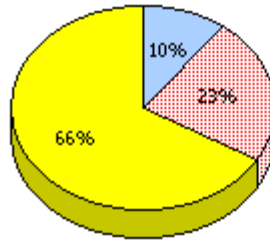
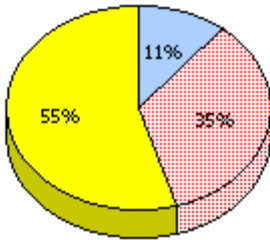
District

Province

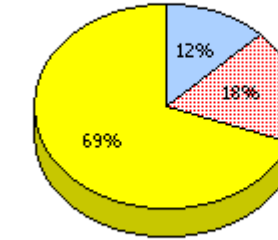
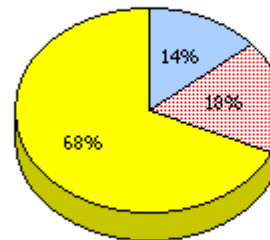
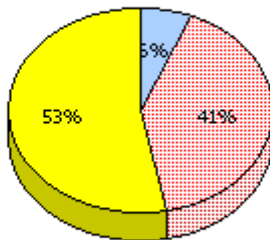
2011
Apr 30,
2011 (102)



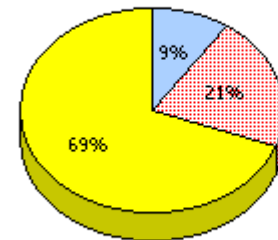
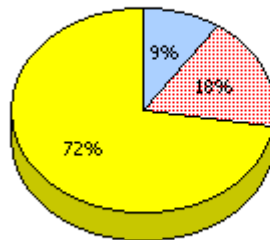
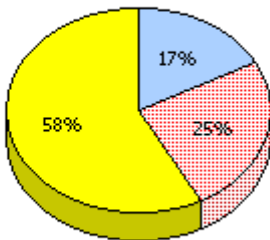
2010
AGR (130)



2009
AGR (166)



2008
AGR (163)



Unknown



Not Yet Meeting (1 or 2)



Meeting or Exceeding (3,4,5)

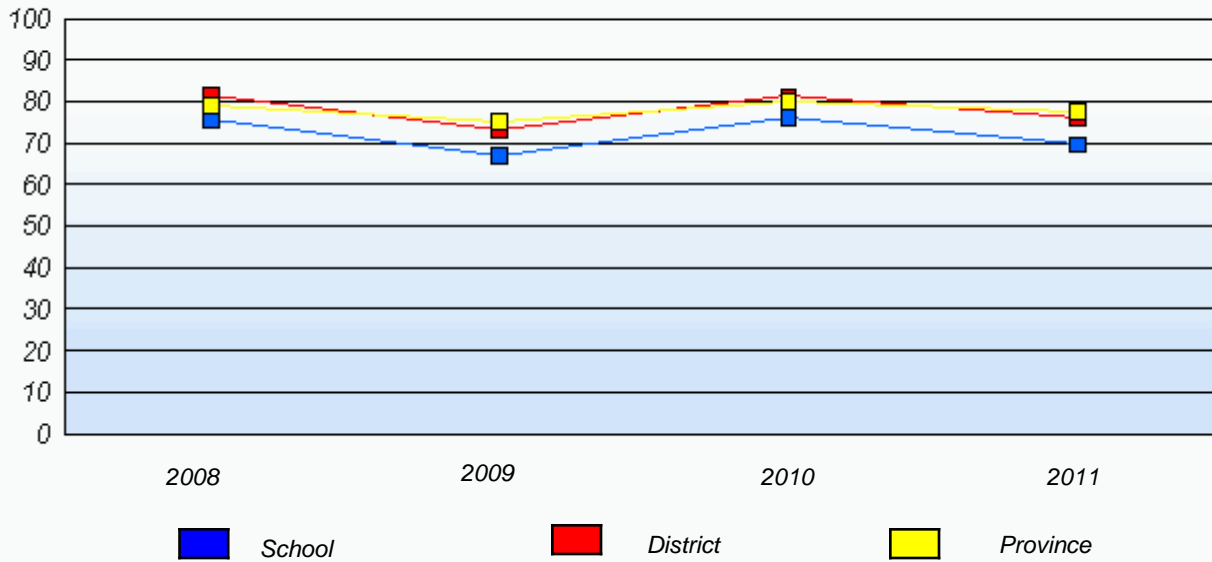
* In some cases, CRT numbers may exceed AGR numbers based on late enrolments. Pie chart is based on the number of students who wrote the CRT.

* Reading score is composite of Information and Poetry.

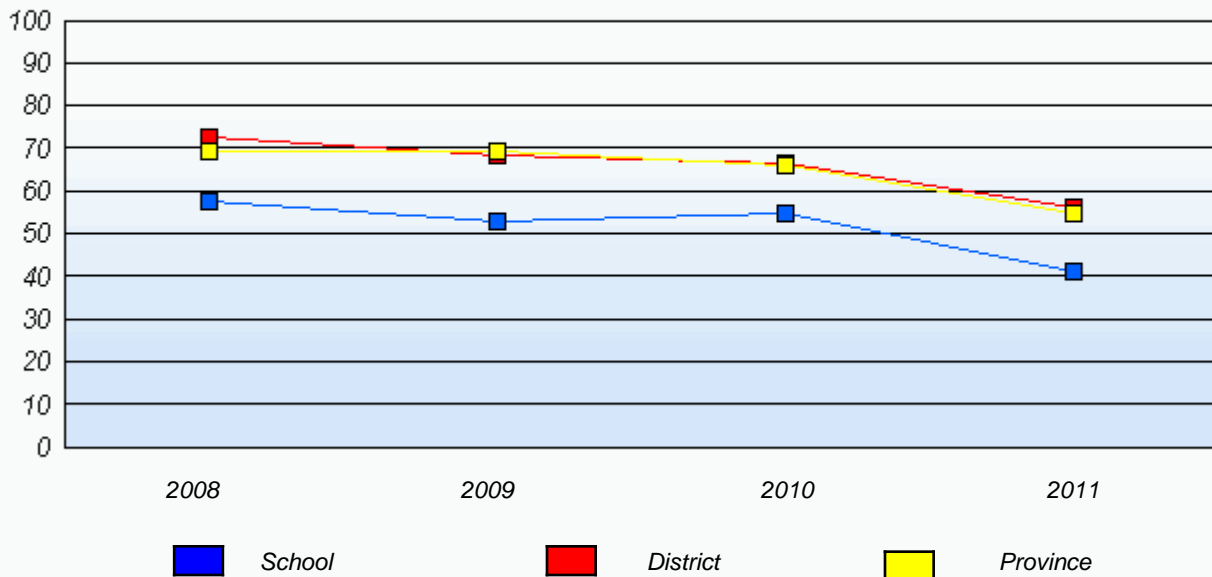
District 4 - Eastern

School #: 330 Brother Rice Junior High

Demand Writing
 Percentage of students at level 3 or above (2008 - 2011)



Reading
 Percentage of students at level 3 or above (2008 - 2011)



* In some cases, CRT numbers may exceed AGR numbers based on late enrolments. Pie chart is based on the number of students who wrote the CRT.

* Reading score is composite of Information and Poetry.

District 4 - Eastern

School #: 335 Leary's Brook Junior High

Demand Writing

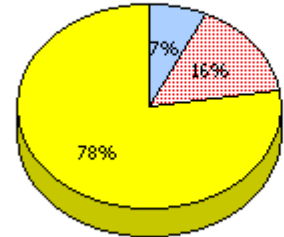
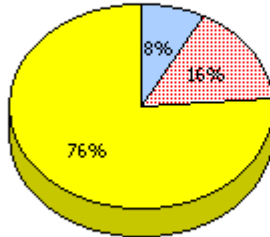
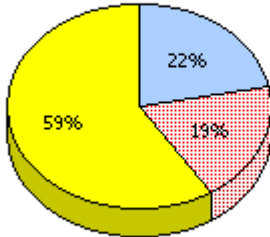
School

District

Province

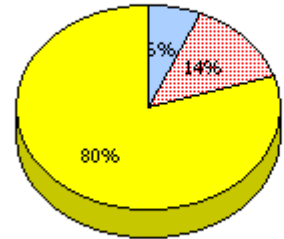
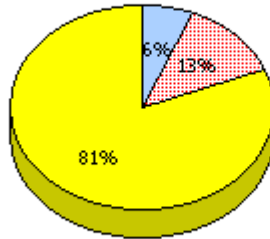
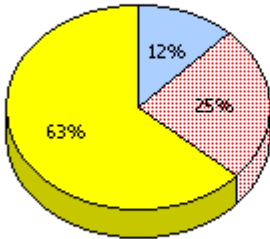
2011

Apr 30,
2011 (201)



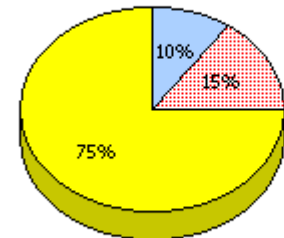
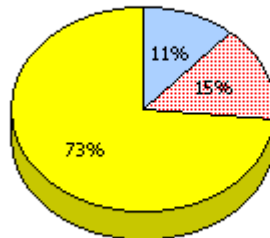
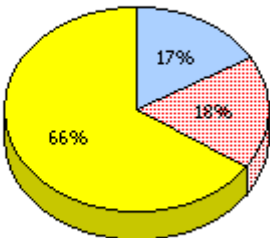
2010

AGR (175)



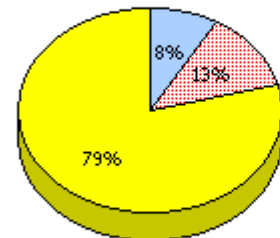
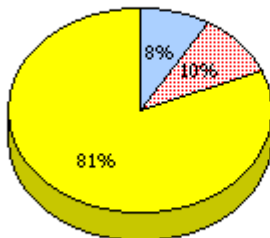
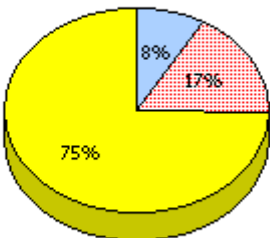
2009

AGR (137)



2008

AGR (119)



Unknown



Not Yet Meeting (1 or 2)



Meeting or Exceeding (3,4,5)

* In some cases, CRT numbers may exceed AGR numbers based on late enrolments. Pie chart is based on the number of students who wrote the CRT.

* Reading score is composite of Information and Poetry.

District 4 - Eastern

School #: 335 Leary's Brook Junior High

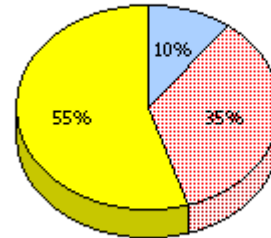
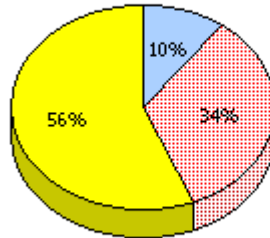
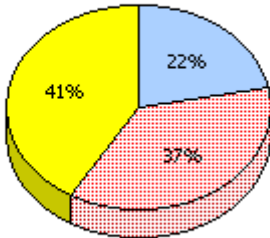
Reading

School

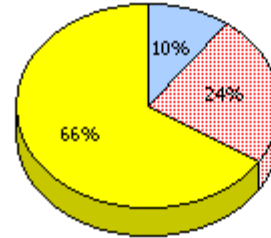
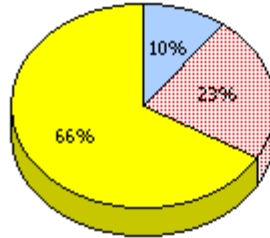
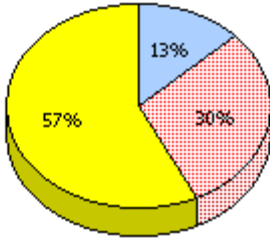
District

Province

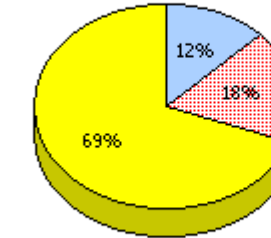
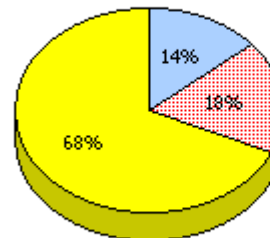
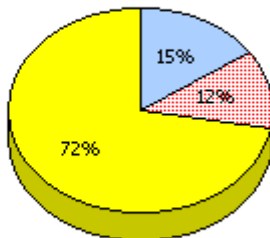
2011
Apr 30,
2011 (201)



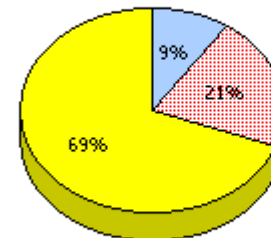
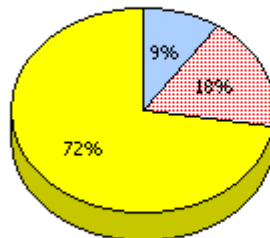
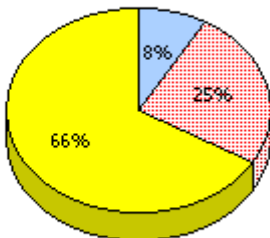
2010
AGR (175)



2009
AGR (137)



2008
AGR (119)



Unknown



Not Yet Meeting (1 or 2)



Meeting or Exceeding (3,4,5)

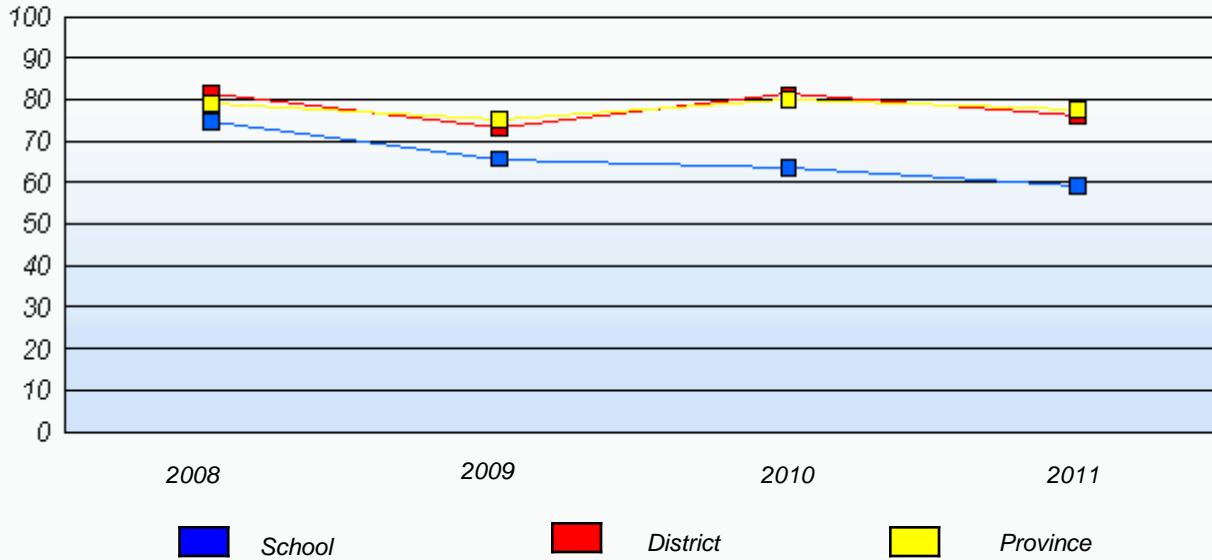
* In some cases, CRT numbers may exceed AGR numbers based on late enrolments. Pie chart is based on the number of students who wrote the CRT.

* Reading score is composite of Information and Poetry.

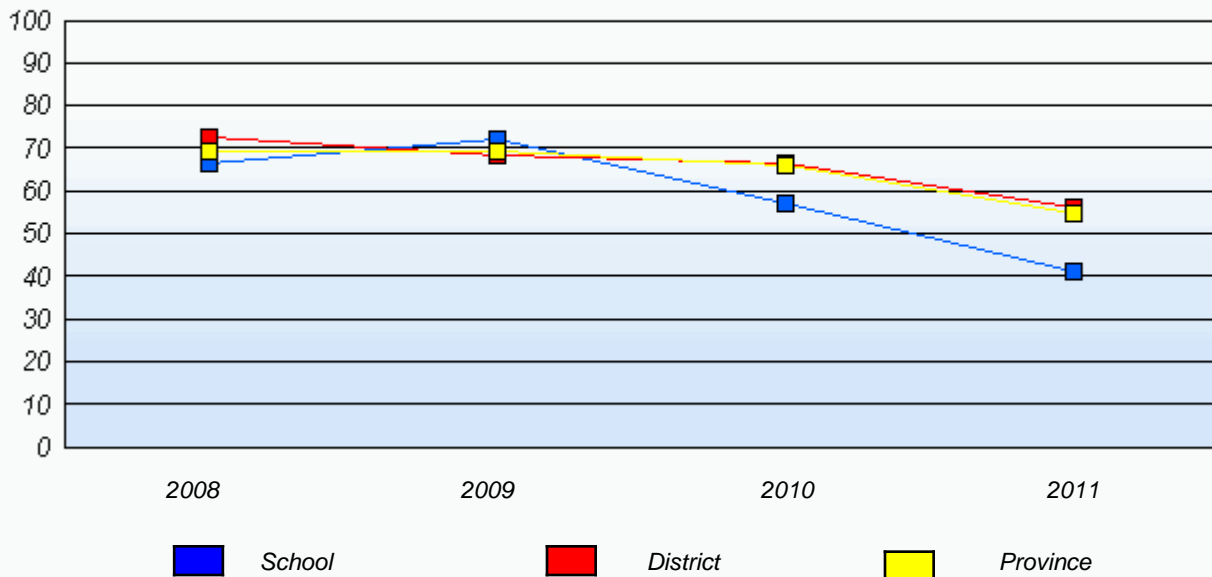
District 4 - Eastern

School #: 335 Leary's Brook Junior High

Demand Writing
Percentage of students at level 3 or above (2008 - 2011)



Reading
Percentage of students at level 3 or above (2008 - 2011)



* In some cases, CRT numbers may exceed AGR numbers based on late enrolments. Pie chart is based on the number of students who wrote the CRT.

* Reading score is composite of Information and Poetry.

District 4 - Eastern

School #: 341 I.J. Samson Junior High

Demand Writing

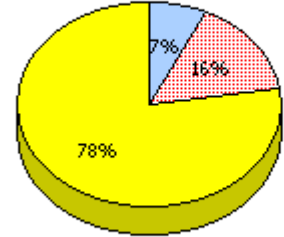
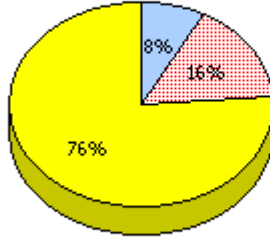
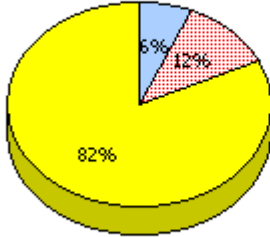
School

District

Province

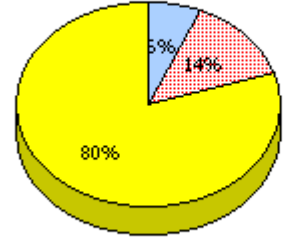
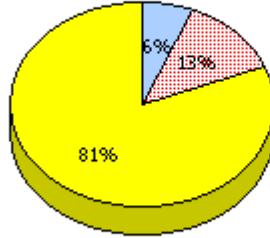
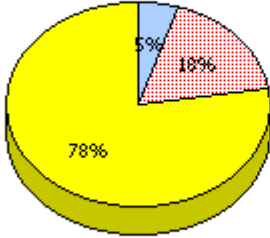
2011

Apr 30,
2011 (94)



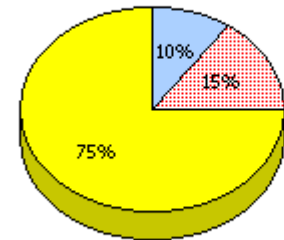
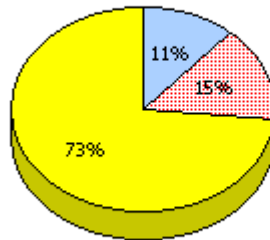
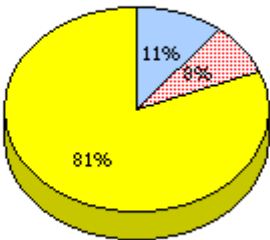
2010

AGR (80)



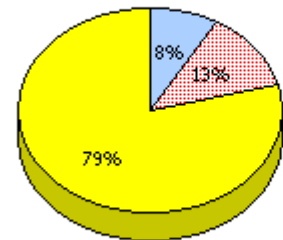
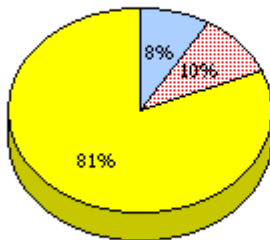
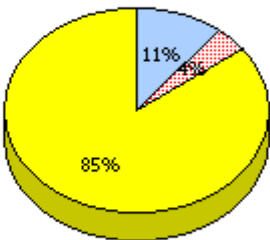
2009

AGR (85)



2008

AGR (95)



Unknown



Not Yet Meeting (1 or 2)



Meeting or Exceeding (3,4,5)

* In some cases, CRT numbers may exceed AGR numbers based on late enrolments. Pie chart is based on the number of students who wrote the CRT.

* Reading score is composite of Information and Poetry.

District 4 - Eastern

School #: 341 I.J. Samson Junior High

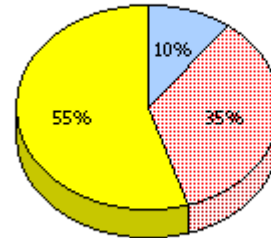
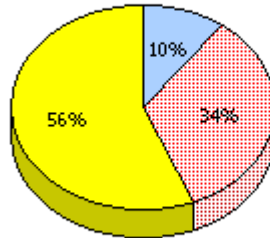
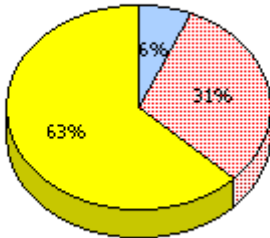
Reading

School

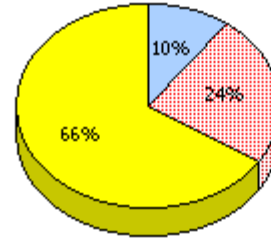
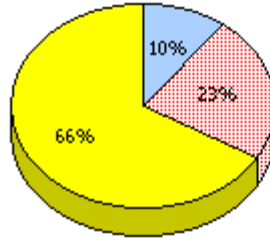
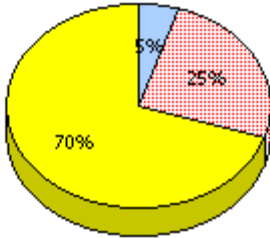
District

Province

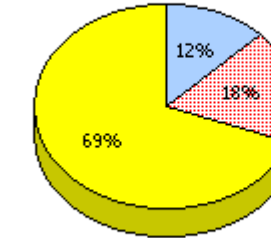
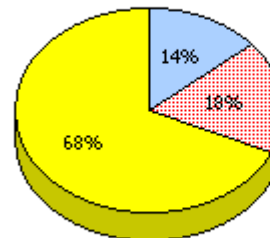
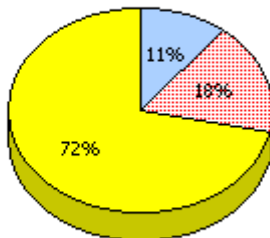
2011
Apr 30,
2011 (94)



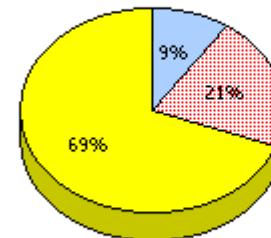
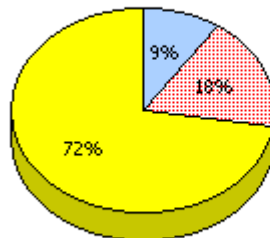
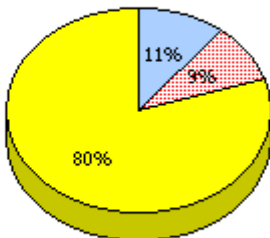
2010
AGR (80)



2009
AGR (85)



2008
AGR (95)



Unknown



Not Yet Meeting (1 or 2)



Meeting or Exceeding (3,4,5)

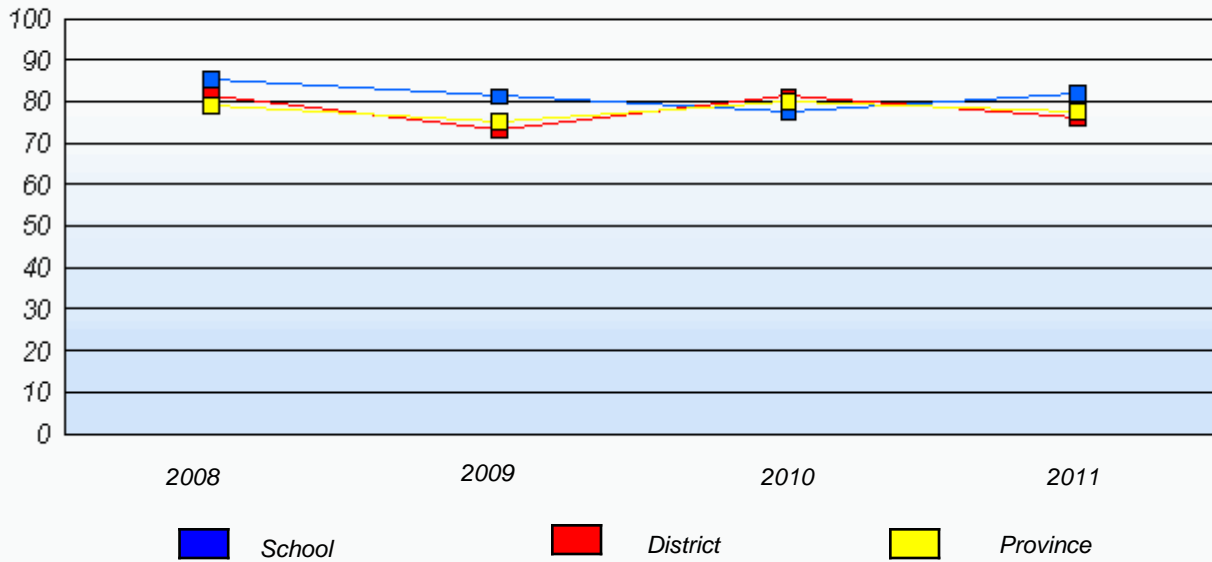
* In some cases, CRT numbers may exceed AGR numbers based on late enrolments. Pie chart is based on the number of students who wrote the CRT.

* Reading score is composite of Information and Poetry.

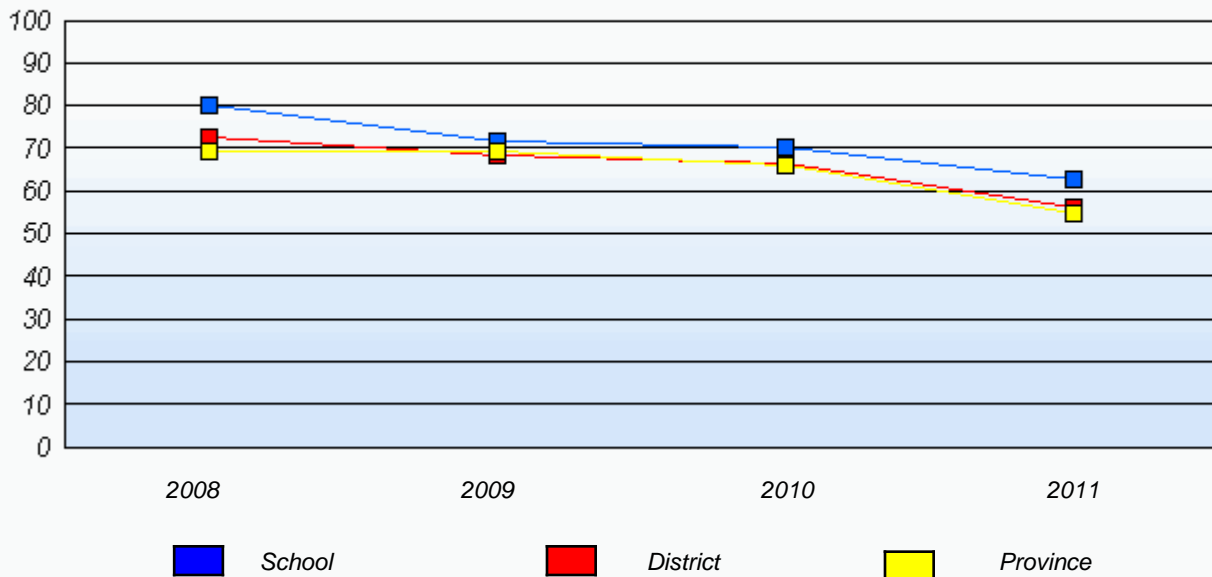
District 4 - Eastern

School #: 341 I.J. Samson Junior High

Demand Writing
 Percentage of students at level 3 or above (2008 - 2011)



Reading
 Percentage of students at level 3 or above (2008 - 2011)



* In some cases, CRT numbers may exceed AGR numbers based on late enrolments. Pie chart is based on the number of students who wrote the CRT.

* Reading score is composite of Information and Poetry.

District 4 - Eastern

School #: 343 MacDonald Drive Junior High

Demand Writing

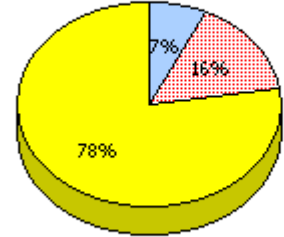
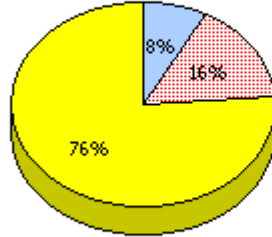
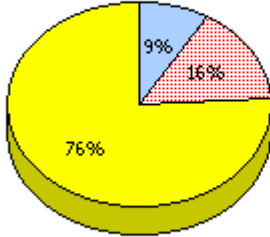
School

District

Province

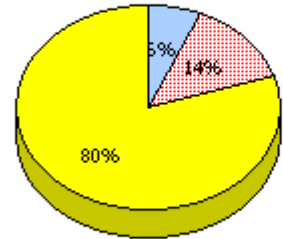
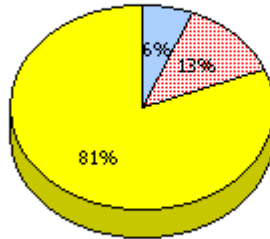
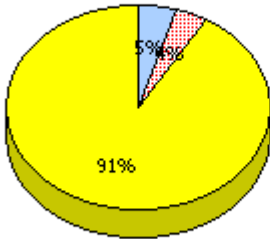
2011

Apr 30,
2011 (232)



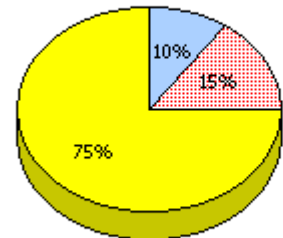
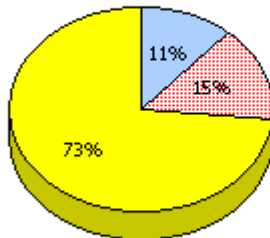
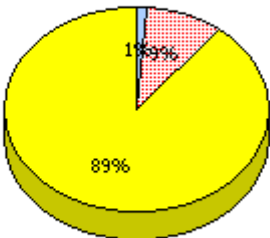
2010

AGR (188)



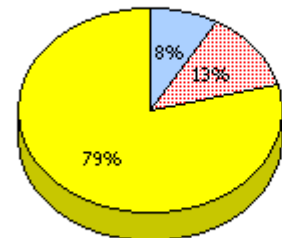
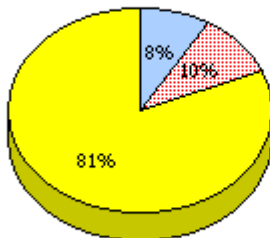
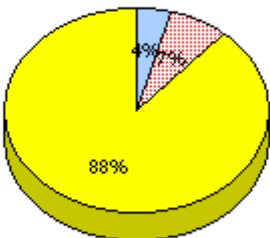
2009

AGR (180)



2008

AGR (191)



Unknown



Not Yet Meeting (1 or 2)



Meeting or Exceeding (3,4,5)

* In some cases, CRT numbers may exceed AGR numbers based on late enrolments. Pie chart is based on the number of students who wrote the CRT.

* Reading score is composite of Information and Poetry.

District 4 - Eastern

School #: 343 MacDonald Drive Junior High

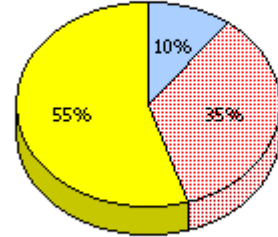
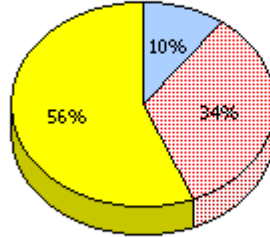
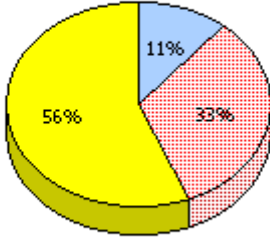
Reading

School

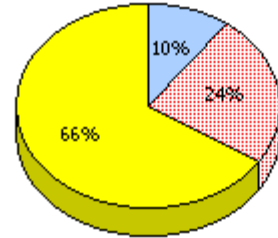
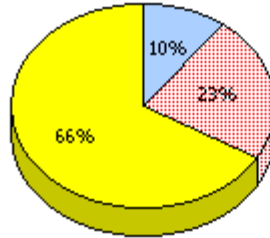
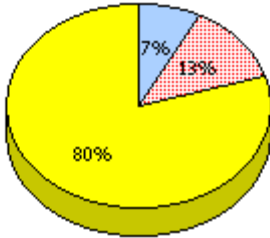
District

Province

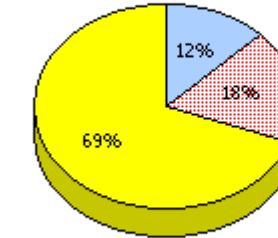
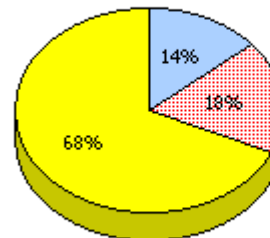
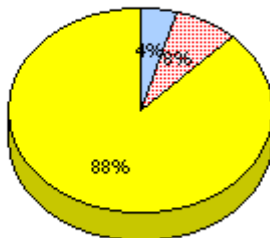
2011
Apr 30,
2011 (232)



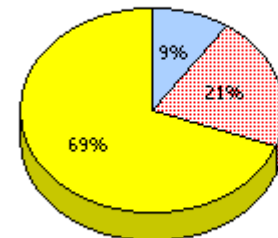
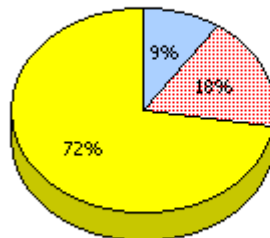
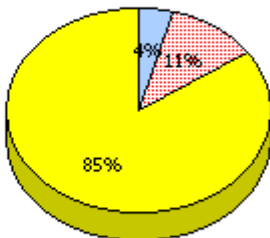
2010
AGR (188)



2009
AGR (180)



2008
AGR (191)



Unknown



Not Yet Meeting (1 or 2)



Meeting or Exceeding (3,4,5)

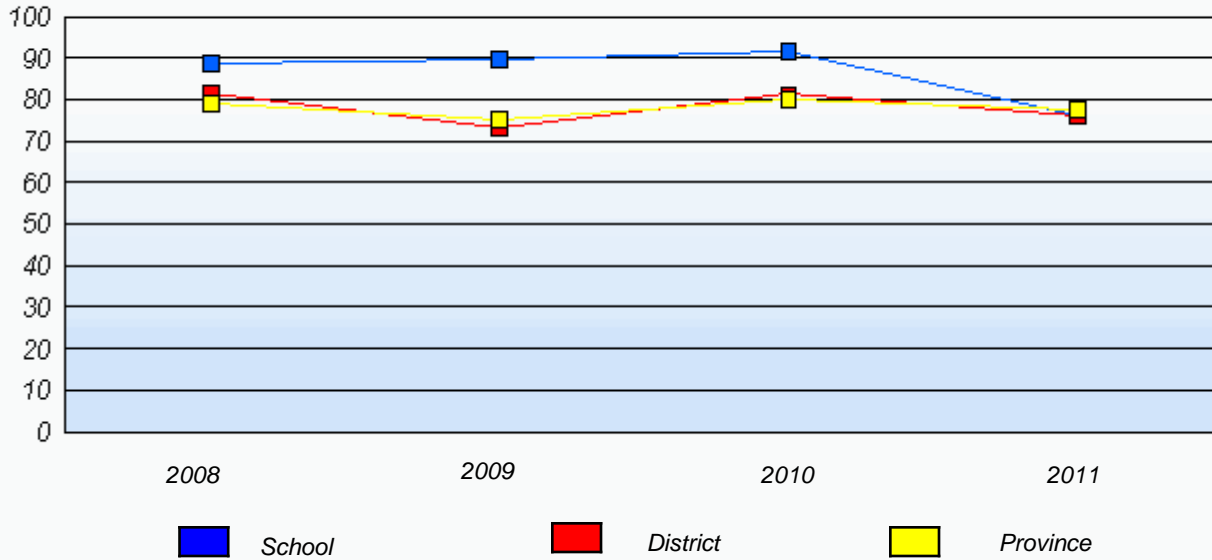
* In some cases, CRT numbers may exceed AGR numbers based on late enrolments. Pie chart is based on the number of students who wrote the CRT.

* Reading score is composite of Information and Poetry.

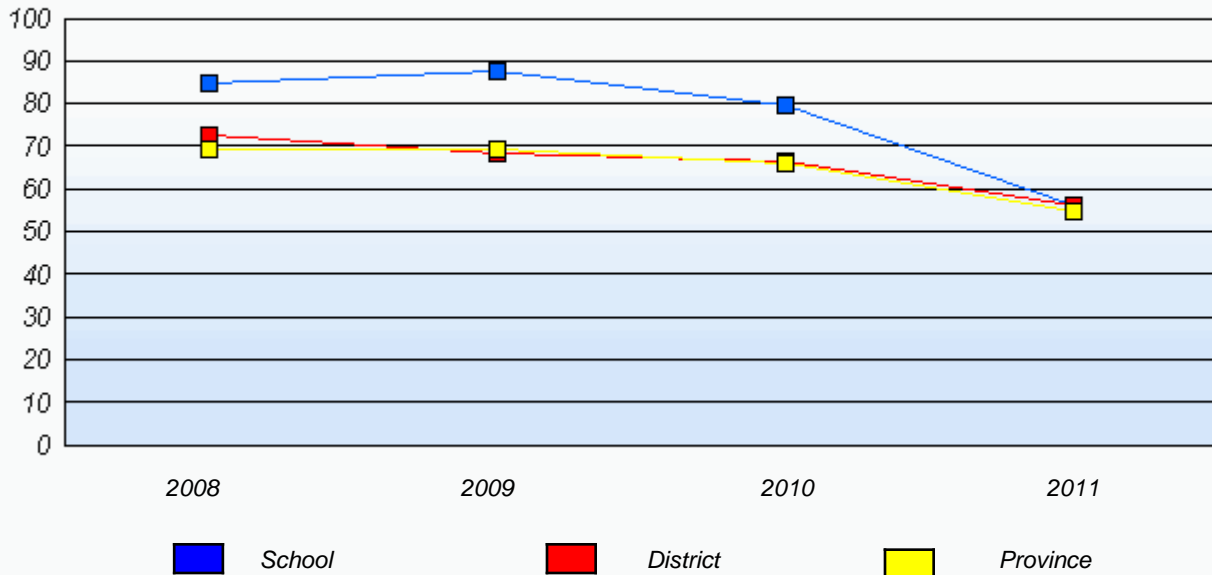
District 4 - Eastern

School #: 343 MacDonald Drive Junior High

Demand Writing
Percentage of students at level 3 or above (2008 - 2011)



Reading
Percentage of students at level 3 or above (2008 - 2011)



* In some cases, CRT numbers may exceed AGR numbers based on late enrolments. Pie chart is based on the number of students who wrote the CRT.

* Reading score is composite of Information and Poetry.

District 4 - Eastern

School #: 350 St. John Bosco School

Demand Writing

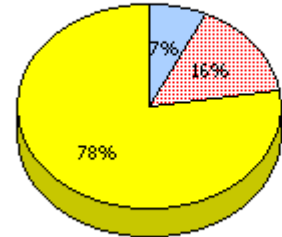
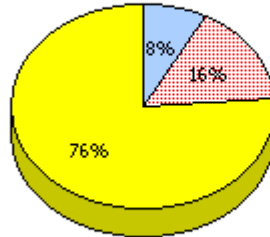
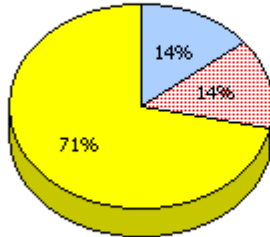
School

District

Province

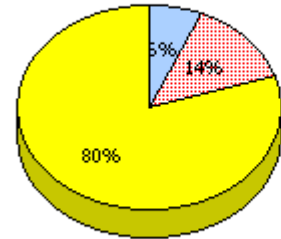
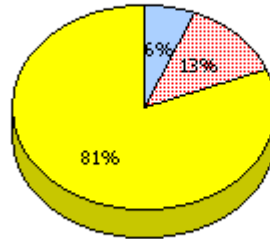
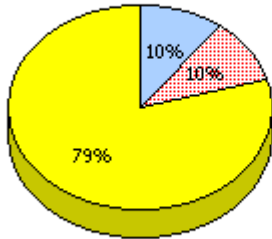
2011

Apr 30,
2011 (21)



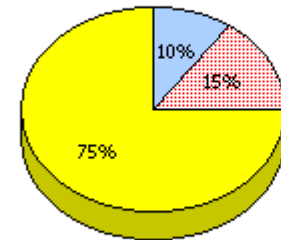
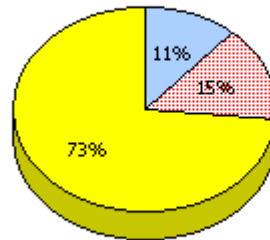
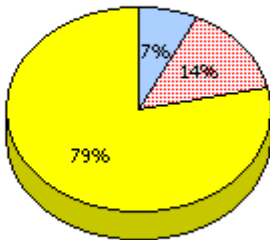
2010

AGR (29)



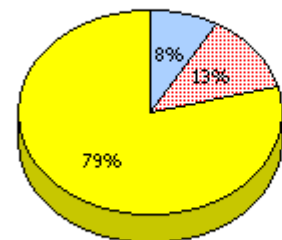
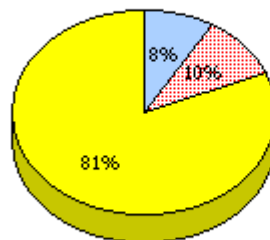
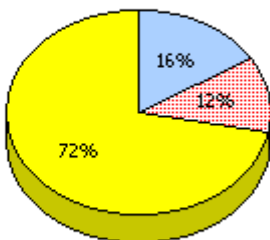
2009

AGR (28)



2008

AGR (25)



Unknown



Not Yet Meeting (1 or 2)



Meeting or Exceeding (3,4,5)

* In some cases, CRT numbers may exceed AGR numbers based on late enrolments. Pie chart is based on the number of students who wrote the CRT.

* Reading score is composite of Information and Poetry.

District 4 - Eastern

School #: 350 St. John Bosco School

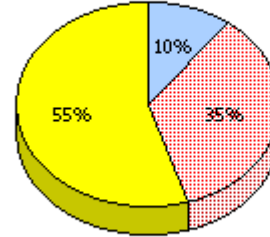
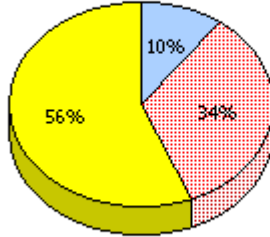
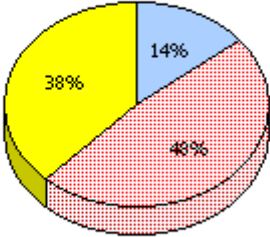
Reading

School

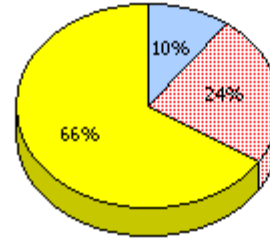
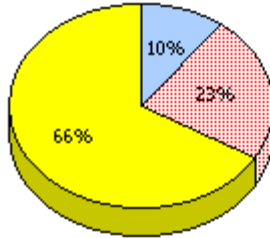
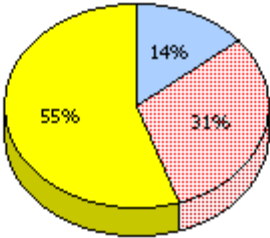
District

Province

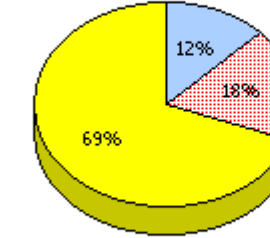
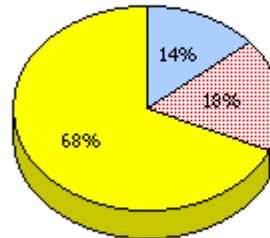
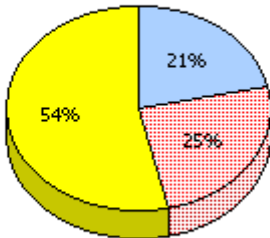
2011
Apr 30,
2011 (21)



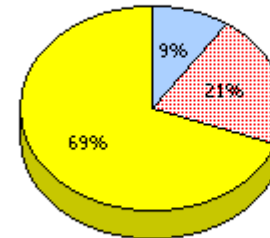
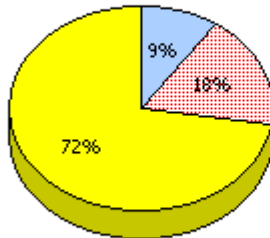
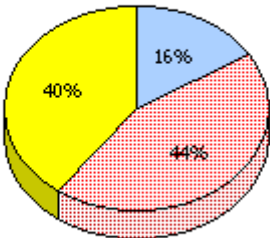
2010
AGR (29)



2009
AGR (29)



2008
AGR (25)



Unknown



Not Yet Meeting (1 or 2)



Meeting or Exceeding (3,4,5)

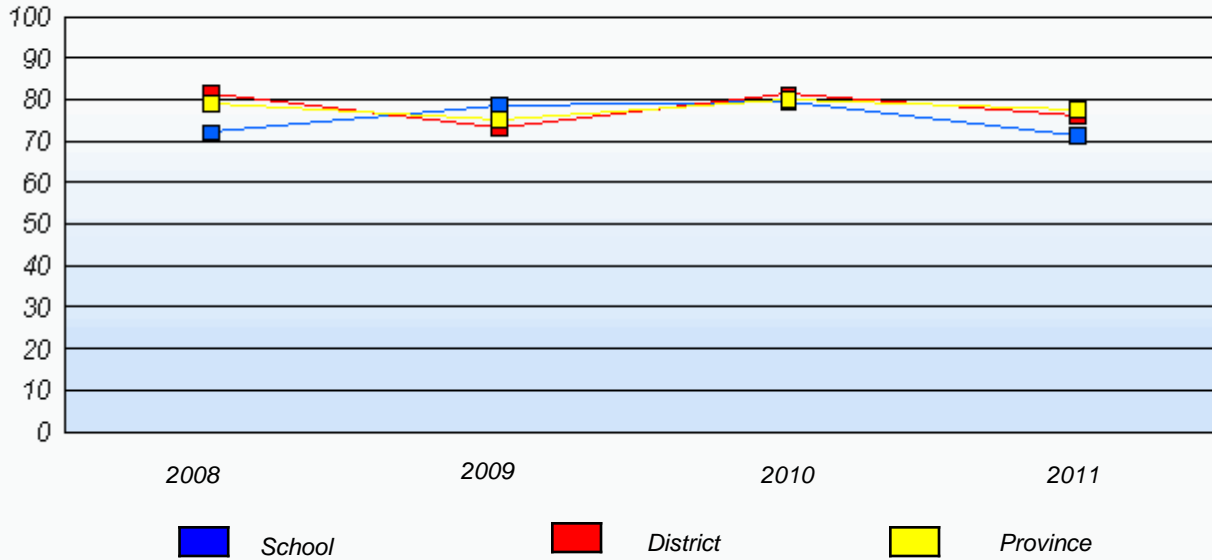
* In some cases, CRT numbers may exceed AGR numbers based on late enrolments. Pie chart is based on the number of students who wrote the CRT.

* Reading score is composite of Information and Poetry.

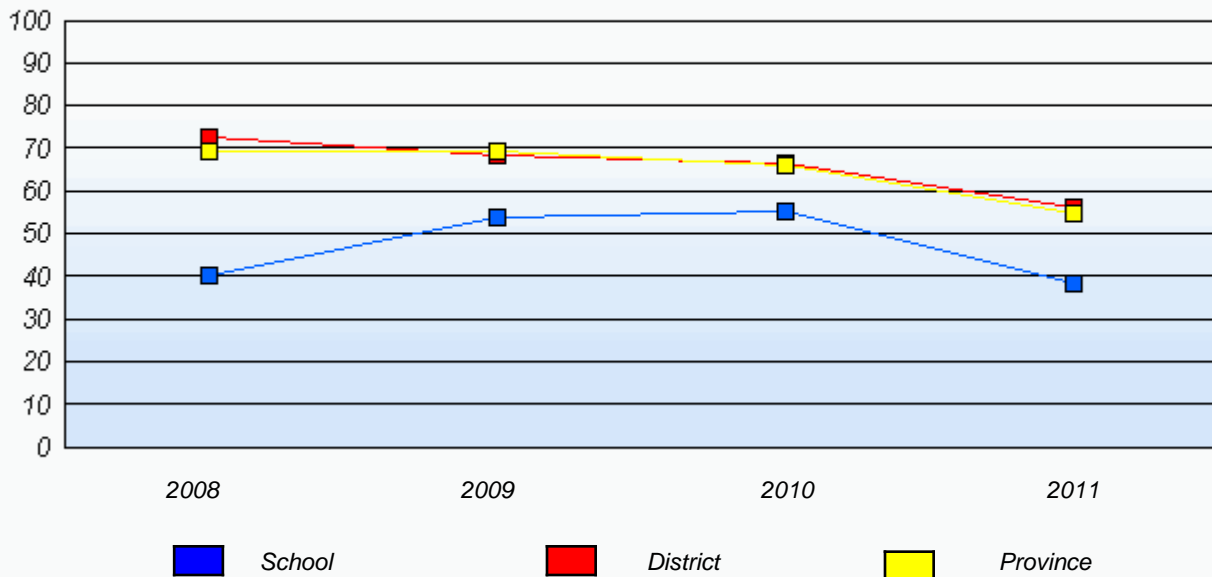
District 4 - Eastern

School #: 350 St. John Bosco School

Demand Writing
 Percentage of students at level 3 or above (2008 - 2011)



Reading
 Percentage of students at level 3 or above (2008 - 2011)



* In some cases, CRT numbers may exceed AGR numbers based on late enrolments. Pie chart is based on the number of students who wrote the CRT.

* Reading score is composite of Information and Poetry.

District 4 - Eastern

School #: 353 St. Kevin's Junior High

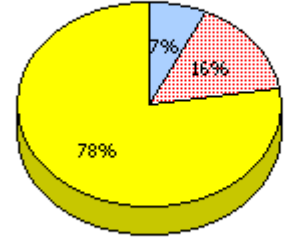
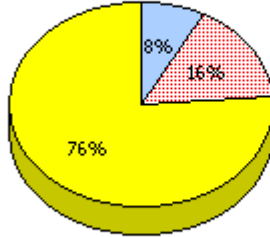
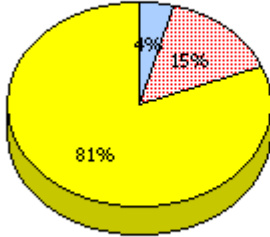
Demand Writing

School

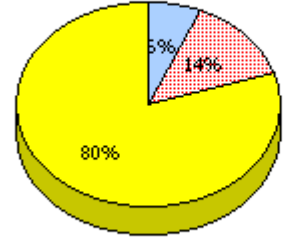
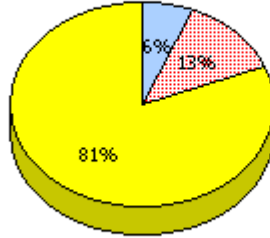
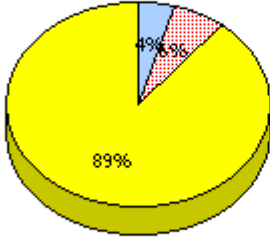
District

Province

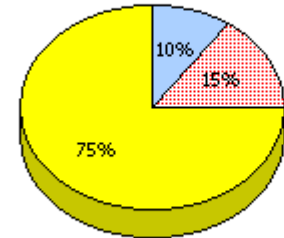
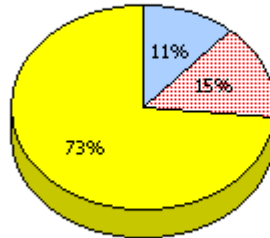
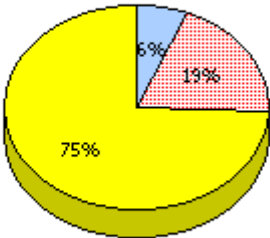
2011
Apr 30,
2011 (95)



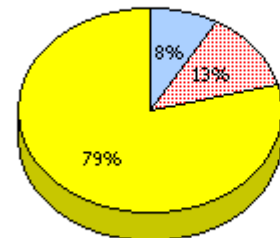
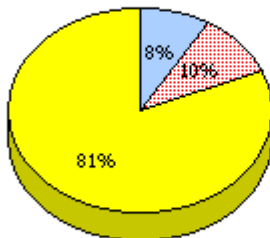
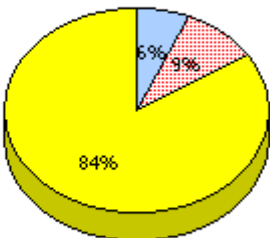
2010
AGR (112)



2009
AGR (114)



2008
AGR (108)



Unknown
 Not Yet Meeting (1 or 2)
 Meeting or Exceeding (3,4,5)

* In some cases, CRT numbers may exceed AGR numbers based on late enrolments. Pie chart is based on the number of students who wrote the CRT.

* Reading score is composite of Information and Poetry.

District 4 - Eastern

School #: 353 St. Kevin's Junior High

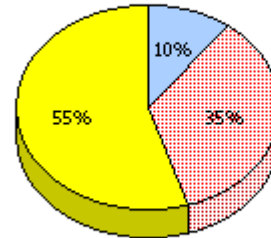
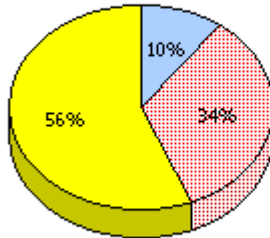
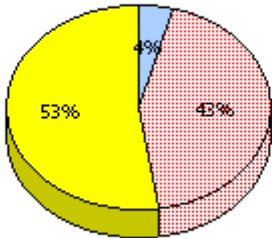
Reading

School

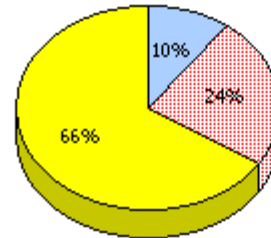
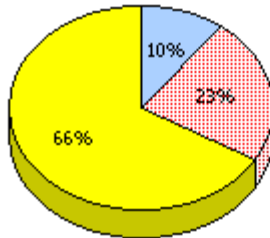
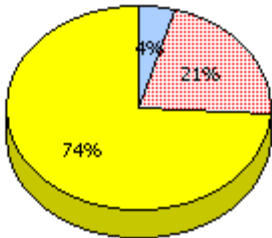
District

Province

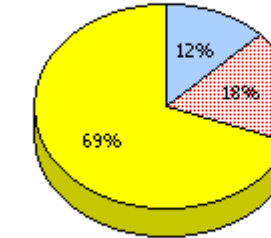
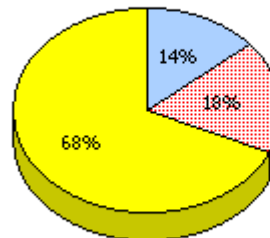
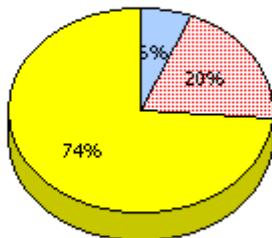
2011
Apr 30,
2011 (95)



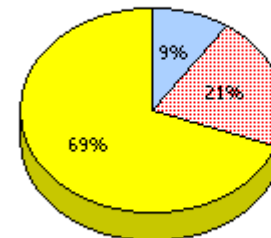
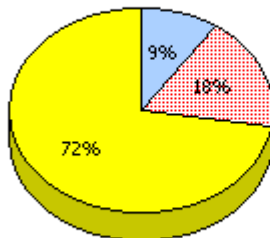
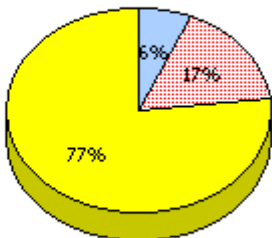
2010
AGR (112)



2009
AGR (114)



2008
AGR (108)



Unknown



Not Yet Meeting (1 or 2)



Meeting or Exceeding (3,4,5)

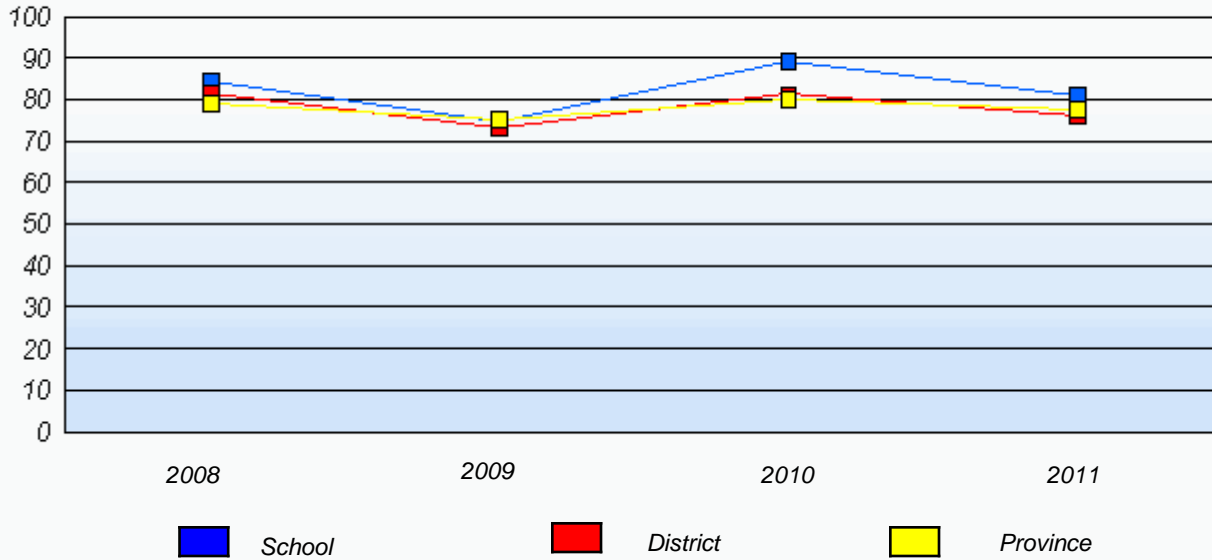
* In some cases, CRT numbers may exceed AGR numbers based on late enrolments. Pie chart is based on the number of students who wrote the CRT.

* Reading score is composite of Information and Poetry.

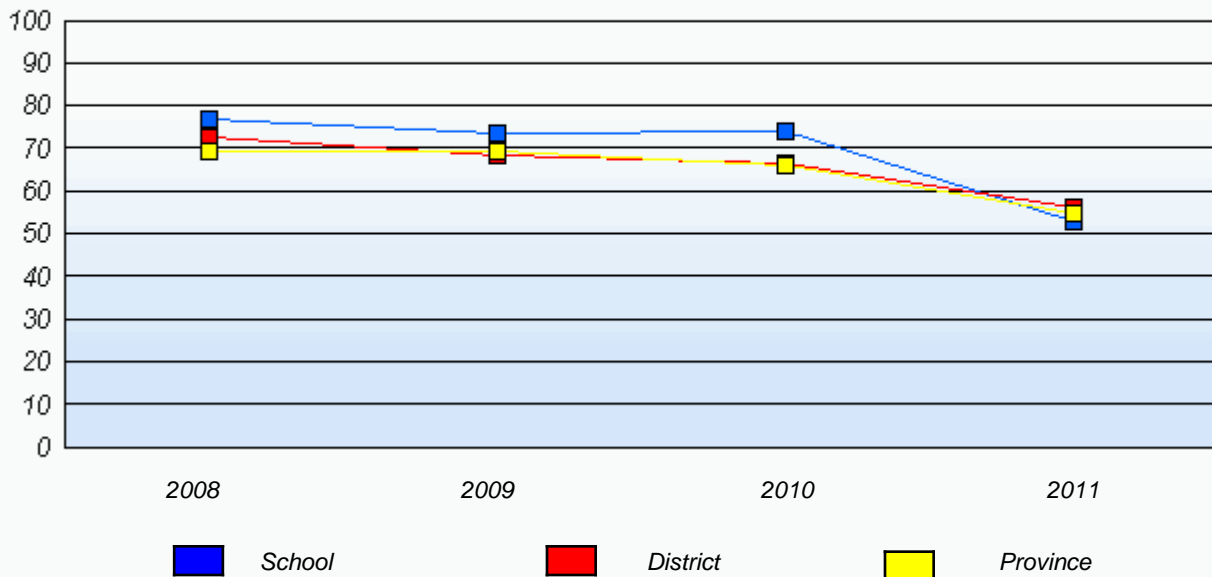
District 4 - Eastern

School #: 353 St. Kevin's Junior High

Demand Writing
 Percentage of students at level 3 or above (2008 - 2011)



Reading
 Percentage of students at level 3 or above (2008 - 2011)



* In some cases, CRT numbers may exceed AGR numbers based on late enrolments. Pie chart is based on the number of students who wrote the CRT.

* Reading score is composite of Information and Poetry.

District 4 - Eastern

School #: 359 St. Paul's Junior High

Demand Writing

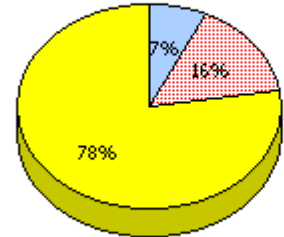
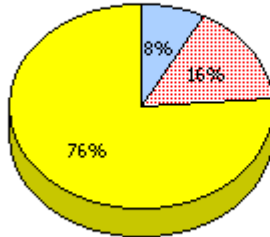
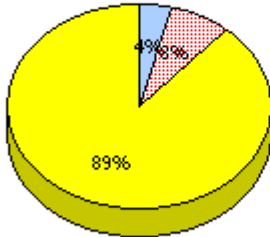
School

District

Province

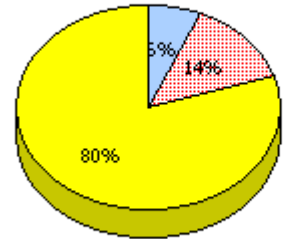
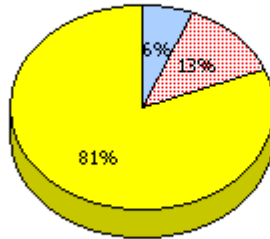
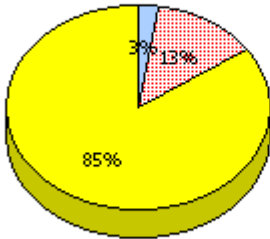
2011

Apr 30,
2011 (132)



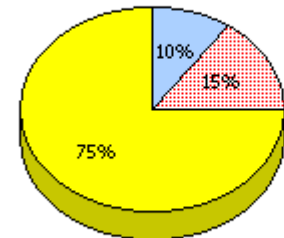
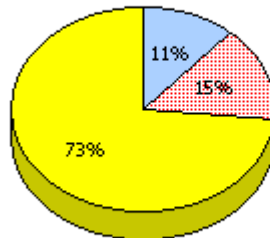
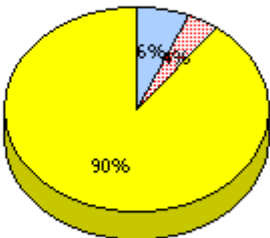
2010

AGR (157)



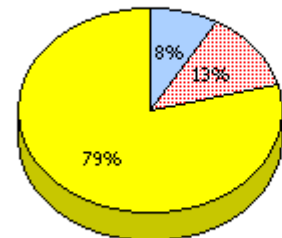
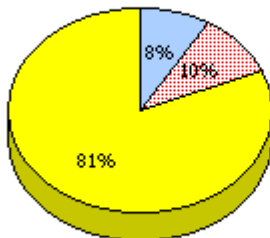
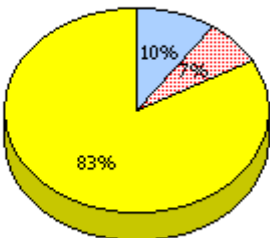
2009

AGR (155)



2008

AGR (154)



Unknown



Not Yet Meeting (1 or 2)



Meeting or Exceeding (3,4,5)

* In some cases, CRT numbers may exceed AGR numbers based on late enrolments. Pie chart is based on the number of students who wrote the CRT.

* Reading score is composite of Information and Poetry.

District 4 - Eastern

School #: 359 St. Paul's Junior High

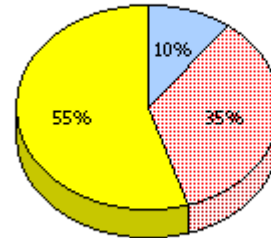
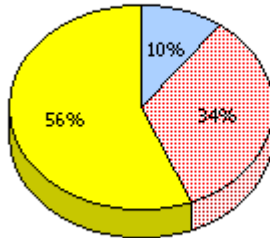
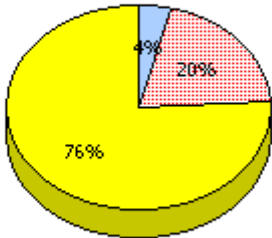
Reading

School

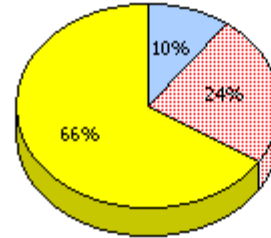
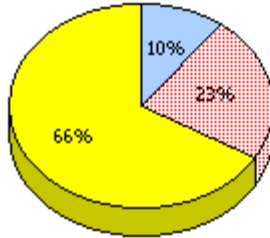
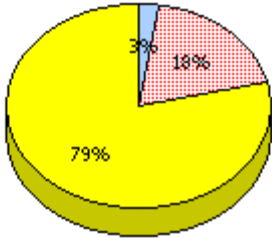
District

Province

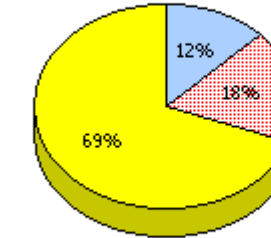
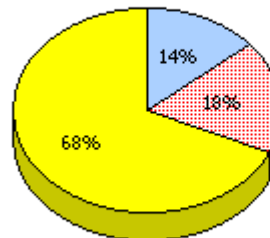
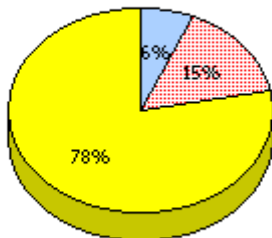
2011
Apr 30,
2011 (132)



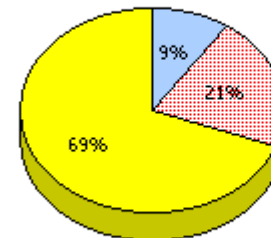
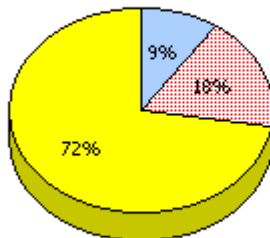
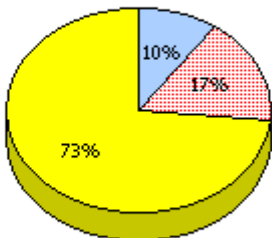
2010
AGR (157)



2009
AGR (155)



2008
AGR (154)



Unknown



Not Yet Meeting (1 or 2)



Meeting or Exceeding (3,4,5)

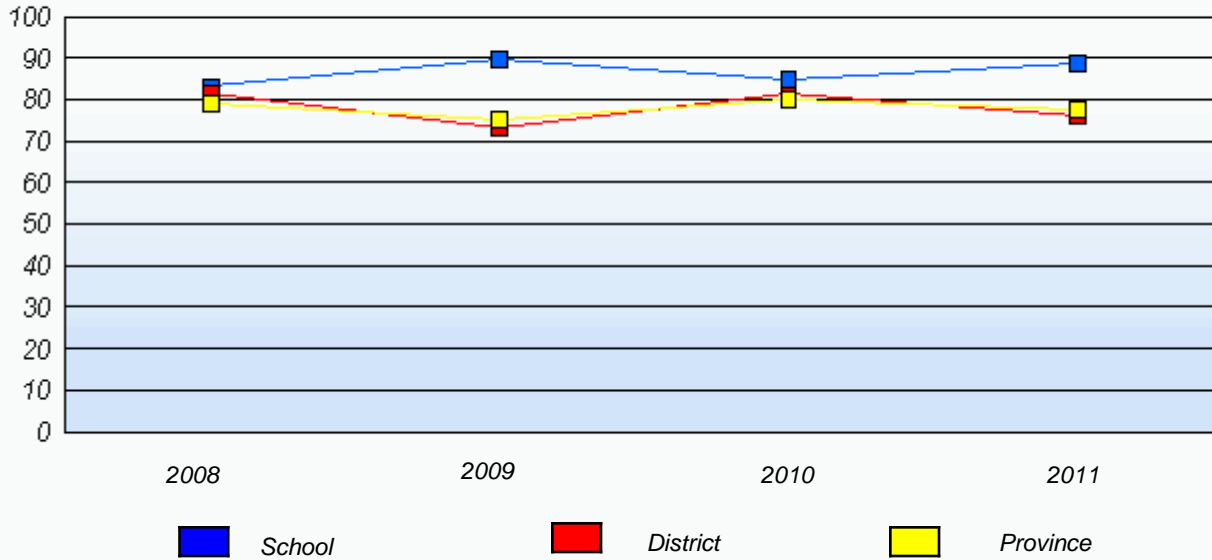
* In some cases, CRT numbers may exceed AGR numbers based on late enrolments. Pie chart is based on the number of students who wrote the CRT.

* Reading score is composite of Information and Poetry.

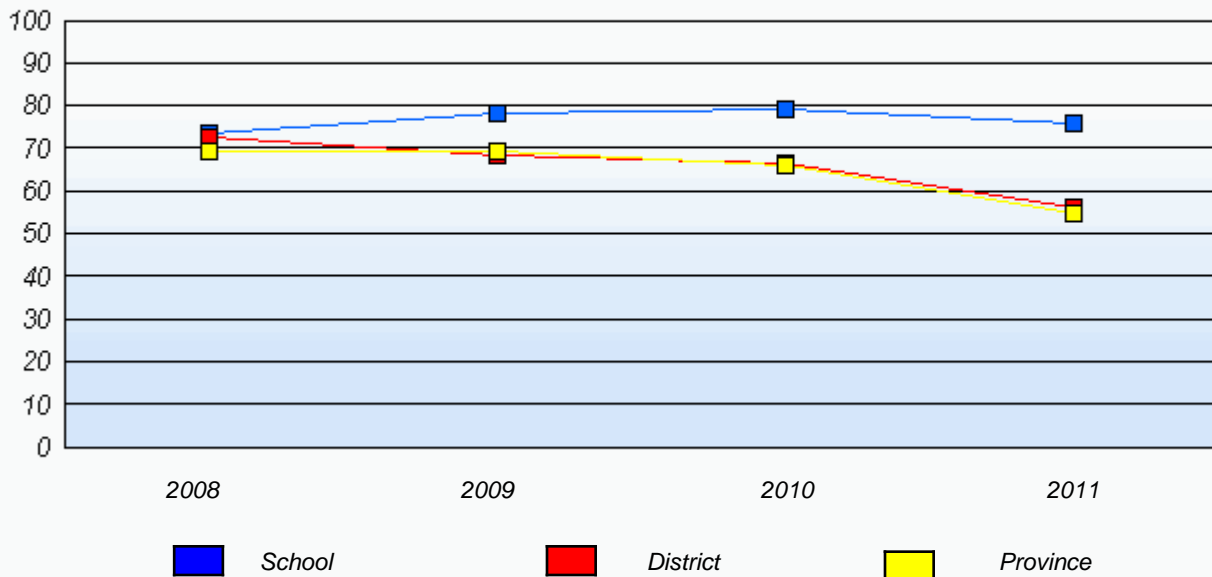
District 4 - Eastern

School #: 359 St. Paul's Junior High

Demand Writing
Percentage of students at level 3 or above (2008 - 2011)



Reading
Percentage of students at level 3 or above (2008 - 2011)



* In some cases, CRT numbers may exceed AGR numbers based on late enrolments. Pie chart is based on the number of students who wrote the CRT.

* Reading score is composite of Information and Poetry.

District 4 - Eastern

School #: 368 Holy Trinity High

Demand Writing

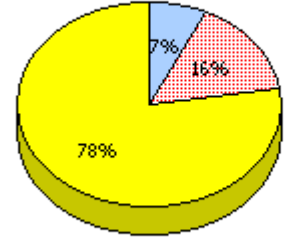
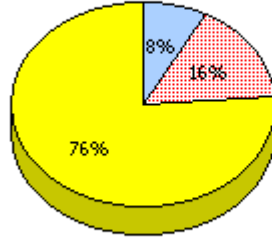
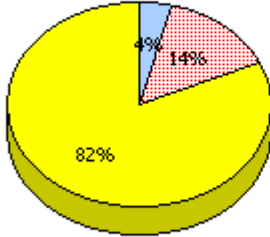
School

District

Province

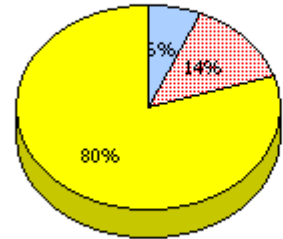
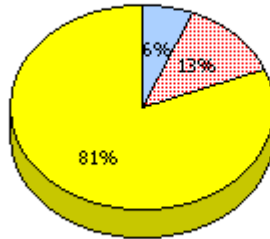
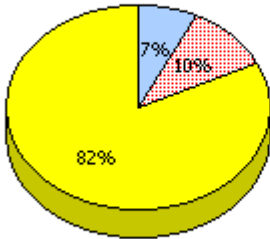
2011

Apr 30, 2011 (125)



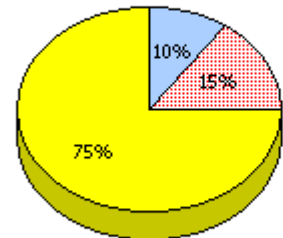
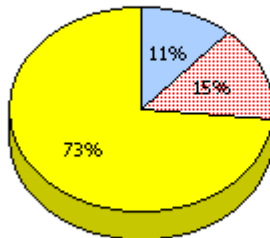
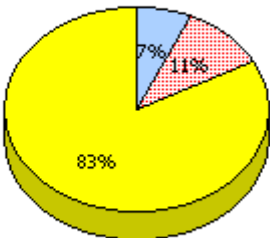
2010

AGR (124)



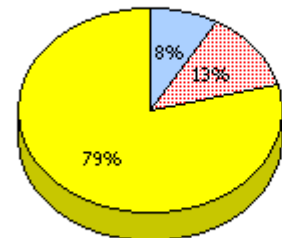
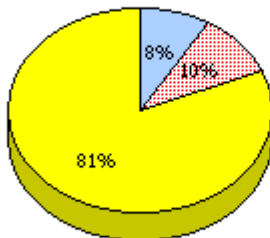
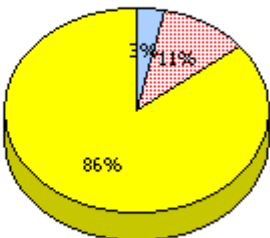
2009

AGR (122)



2008

AGR (119)



Unknown



Not Yet Meeting (1 or 2)



Meeting or Exceeding (3,4,5)

* In some cases, CRT numbers may exceed AGR numbers based on late enrolments. Pie chart is based on the number of students who wrote the CRT.

* Reading score is composite of Information and Poetry.

District 4 - Eastern

School #: 368 Holy Trinity High

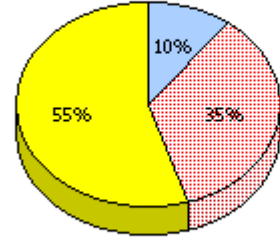
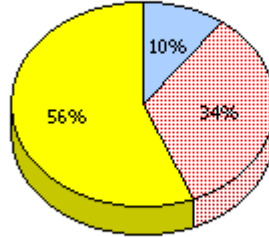
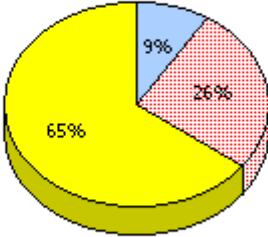
Reading

School

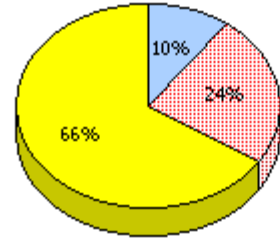
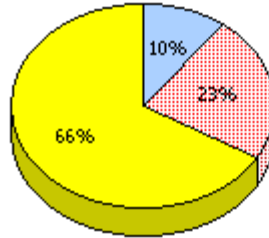
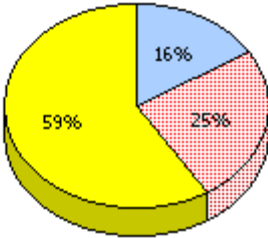
District

Province

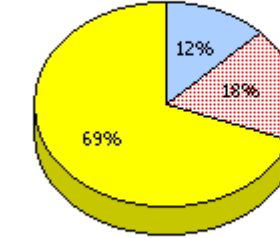
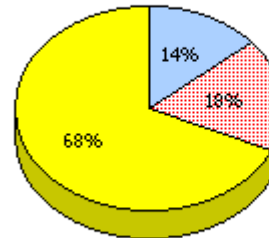
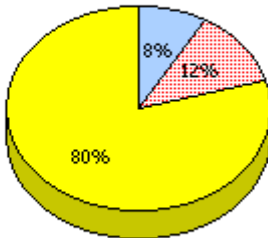
2011
Apr 30,
2011 (125)



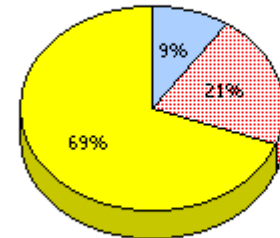
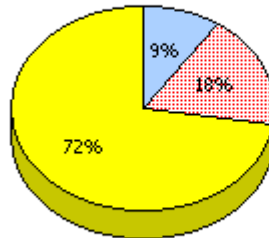
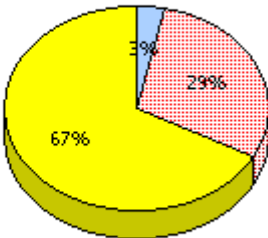
2010
AGR (124)



2009
AGR (122)



2008
AGR (119)



Unknown



Not Yet Meeting (1 or 2)



Meeting or Exceeding (3,4,5)

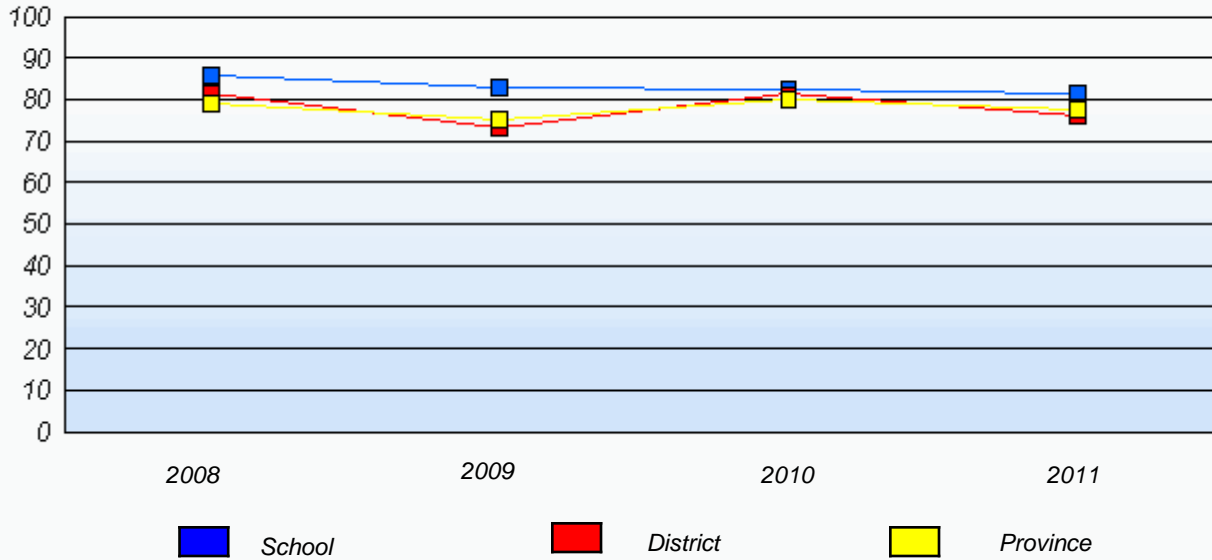
* In some cases, CRT numbers may exceed AGR numbers based on late enrolments. Pie chart is based on the number of students who wrote the CRT.

* Reading score is composite of Information and Poetry.

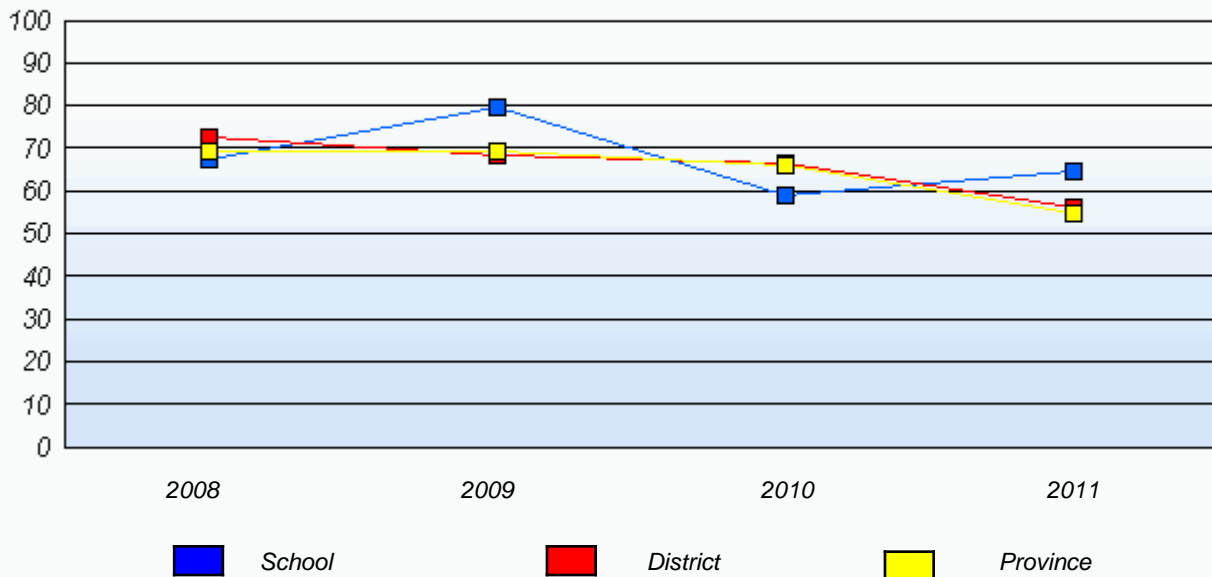
District 4 - Eastern

School #: 368 Holy Trinity High

Demand Writing
 Percentage of students at level 3 or above (2008 - 2011)



Reading
 Percentage of students at level 3 or above (2008 - 2011)



* In some cases, CRT numbers may exceed AGR numbers based on late enrolments. Pie chart is based on the number of students who wrote the CRT.

* Reading score is composite of Information and Poetry.

District 4 - Eastern

School #: 370 Stella Maris Academy

Demand Writing

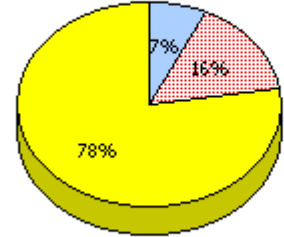
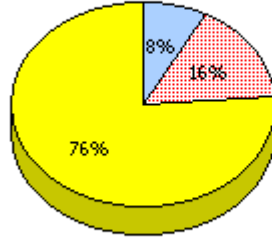
School
School data with 5 or fewer students
withheld for reasons of confidentiality.

District

Province

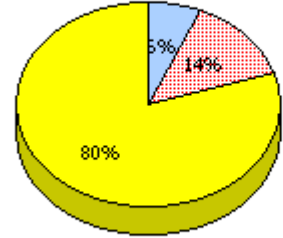
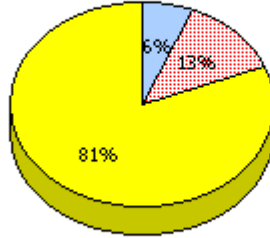
2011

Apr 30,
2011 (5)



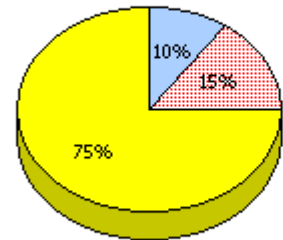
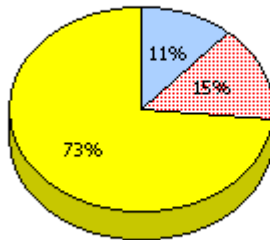
2010

AGR (11)



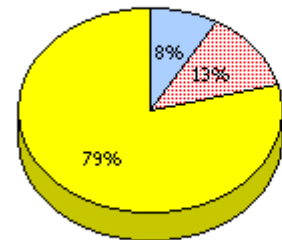
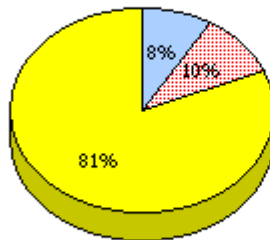
2009

AGR (16)



2008

AGR (11)



Unknown



Not Yet Meeting (1 or 2)



Meeting or Exceeding (3,4,5)

* In some cases, CRT numbers may exceed AGR numbers based on late enrolments. Pie chart is based on the number of students who wrote the CRT.

* Reading score is composite of Information and Poetry.

District 4 - Eastern

School #: 370 Stella Maris Academy

School

School data with 5 or fewer students withheld for reasons of confidentiality.

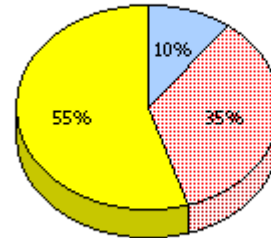
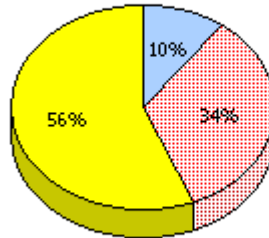
Reading

District

Province

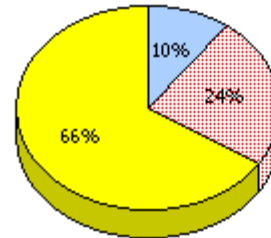
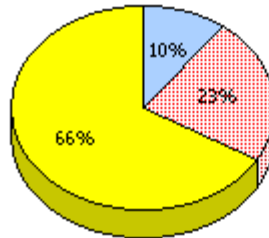
2011

Apr 30,
2011 (5)



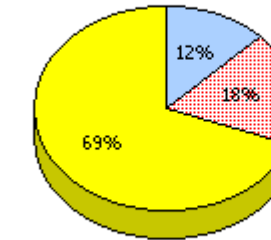
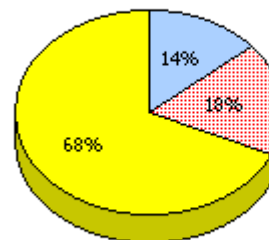
2010

AGR (11)



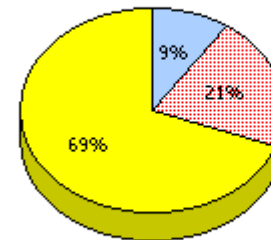
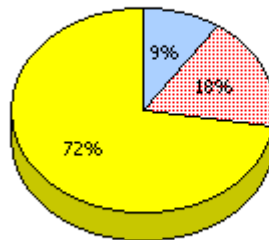
2009

AGR (16)



2008

AGR (11)



Unknown



Not Yet Meeting (1 or 2)



Meeting or Exceeding (3,4,5)

* In some cases, CRT numbers may exceed AGR numbers based on late enrolments. Pie chart is based on the number of students who wrote the CRT.

* Reading score is composite of Information and Poetry.

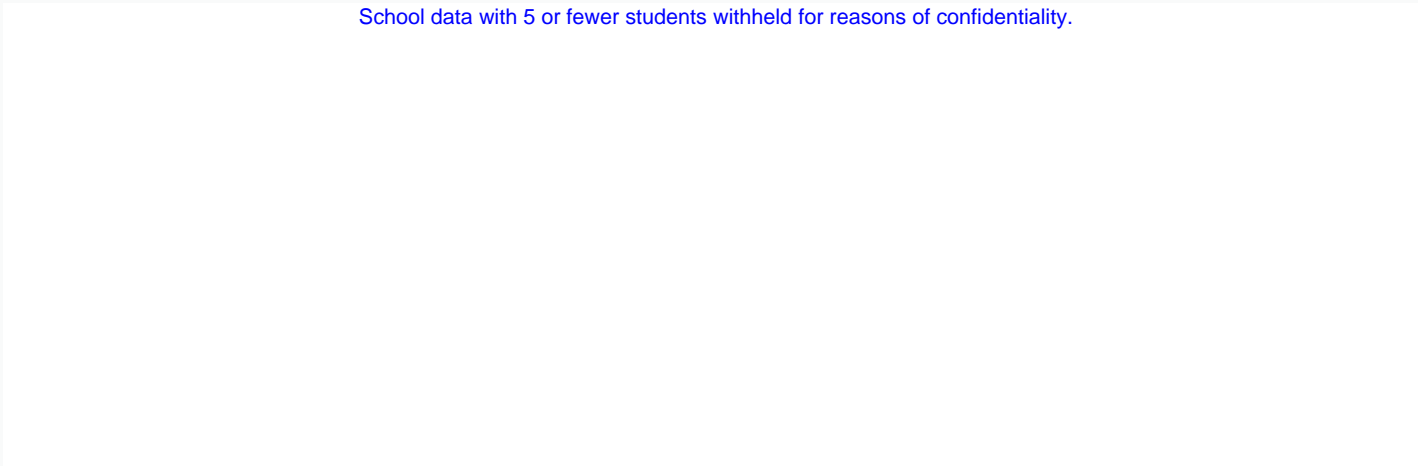
District 4 - Eastern

School #: 370 Stella Maris Academy

Demand Writing

Percentage of students at level 3 or above (2008 - 2011)

School data with 5 or fewer students withheld for reasons of confidentiality.

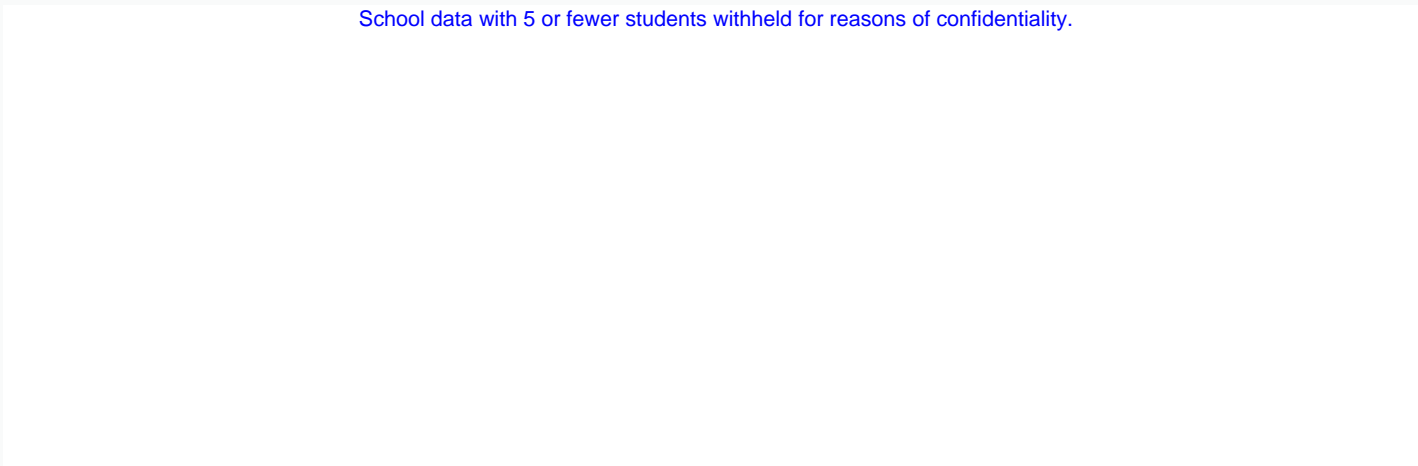


2008 2009 2010 2011
 School
 District
 Province

Reading

Percentage of students at level 3 or above (2008 - 2011)

School data with 5 or fewer students withheld for reasons of confidentiality.



2008 2009 2010 2011
 School
 District
 Province

* In some cases, CRT numbers may exceed AGR numbers based on late enrolments. Pie chart is based on the number of students who wrote the CRT.

* Reading score is composite of Information and Poetry.

District 4 - Eastern

School #: 427 Holy Name of Mary Academy

Demand Writing

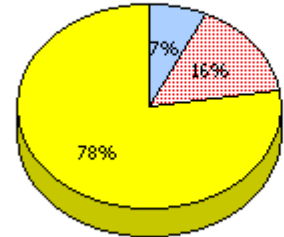
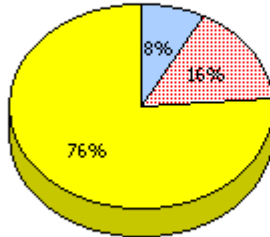
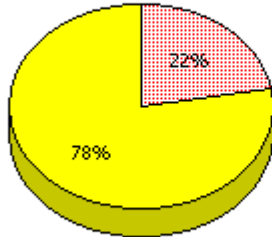
School

District

Province

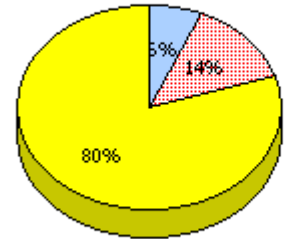
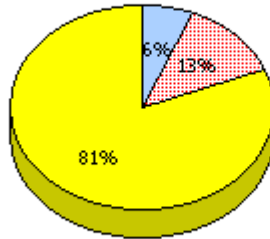
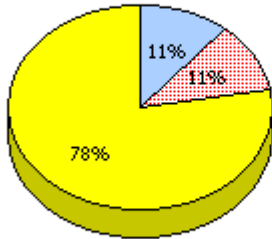
2011

Apr 30,
2011 (9)



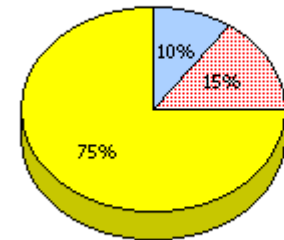
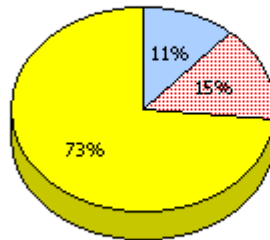
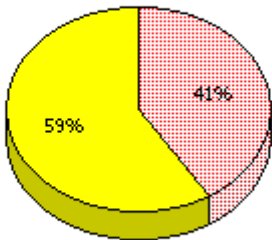
2010

AGR (9)



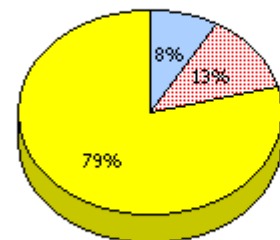
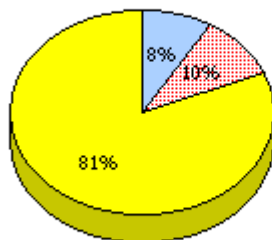
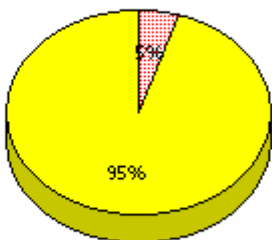
2009

AGR (16)



2008

AGR (19)



Unknown



Not Yet Meeting (1 or 2)



Meeting or Exceeding (3,4,5)

* In some cases, CRT numbers may exceed AGR numbers based on late enrolments. Pie chart is based on the number of students who wrote the CRT.

* Reading score is composite of Information and Poetry.

District 4 - Eastern

School #: 427 Holy Name of Mary Academy

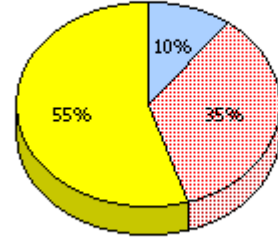
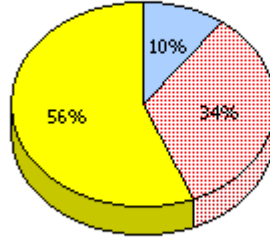
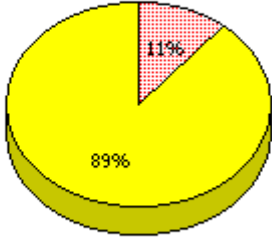
Reading

School

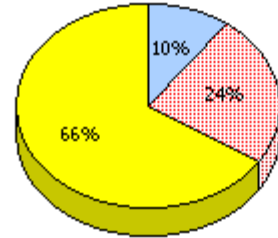
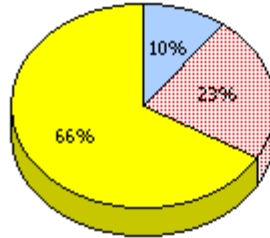
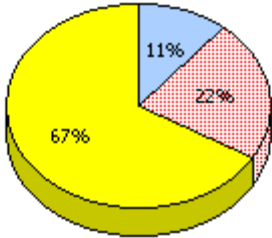
District

Province

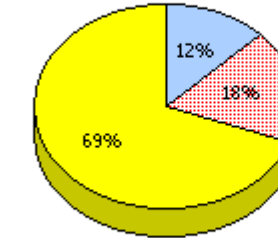
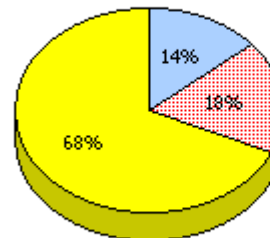
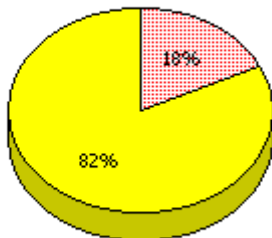
2011
Apr 30,
2011 (9)



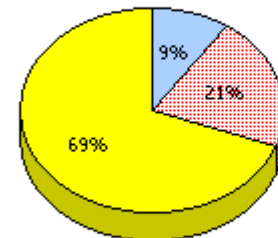
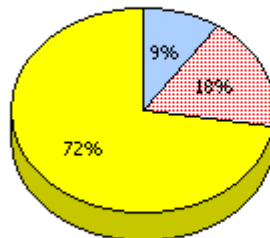
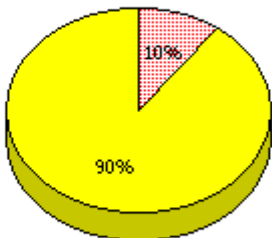
2010
AGR (9)



2009
AGR (16)



2008
AGR (19)



Unknown



Not Yet Meeting (1 or 2)



Meeting or Exceeding (3,4,5)

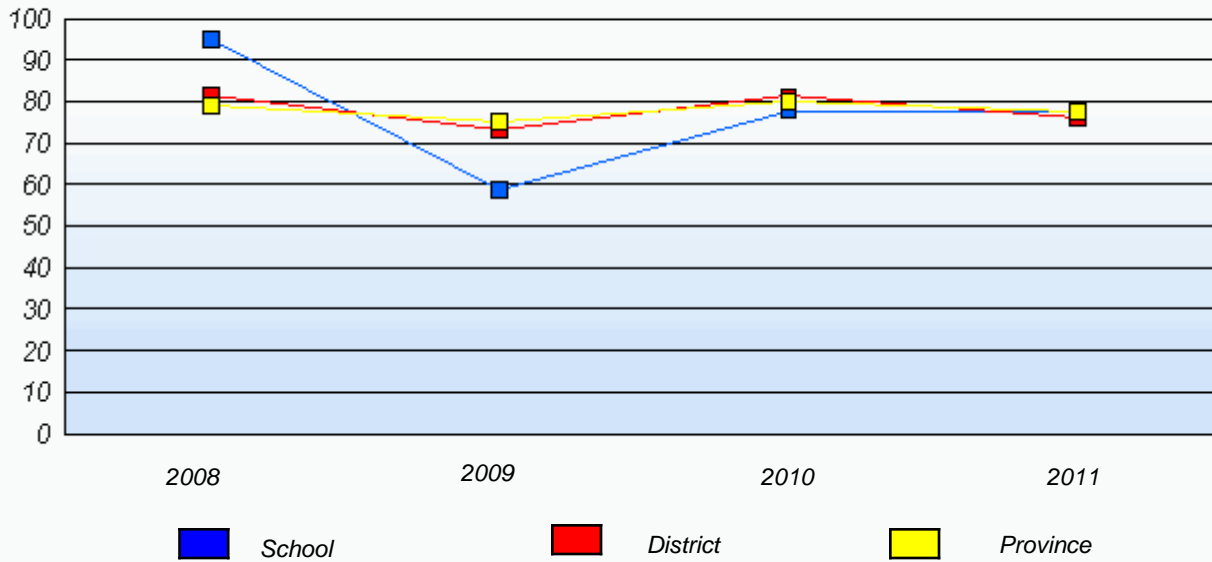
* In some cases, CRT numbers may exceed AGR numbers based on late enrolments. Pie chart is based on the number of students who wrote the CRT.

* Reading score is composite of Information and Poetry.

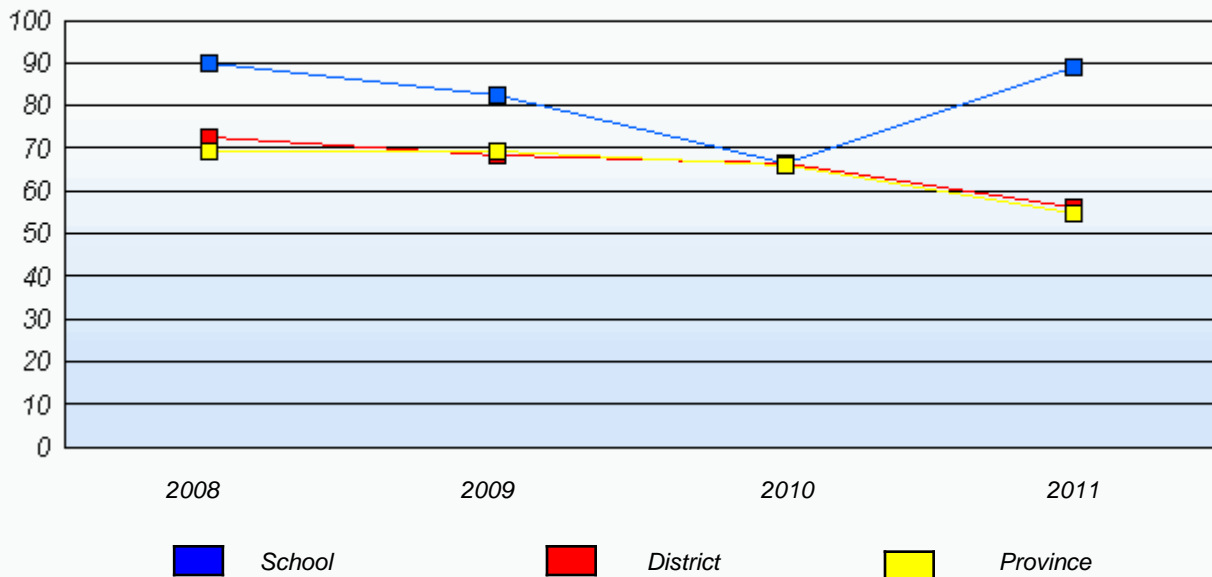
District 4 - Eastern

School #: 427 Holy Name of Mary Academy

Demand Writing
 Percentage of students at level 3 or above (2008 - 2011)



Reading
 Percentage of students at level 3 or above (2008 - 2011)



* In some cases, CRT numbers may exceed AGR numbers based on late enrolments. Pie chart is based on the number of students who wrote the CRT.

* Reading score is composite of Information and Poetry.

District 4 - Eastern

School #: 430 St. Mark's School

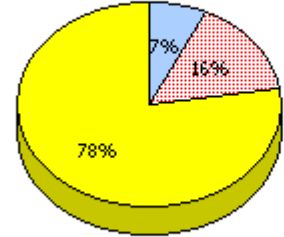
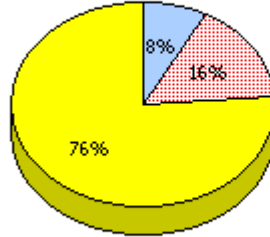
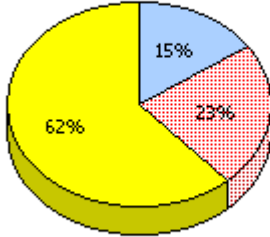
Demand Writing

School

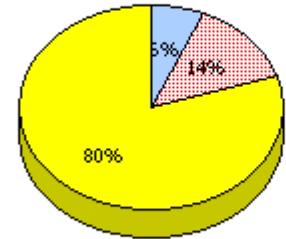
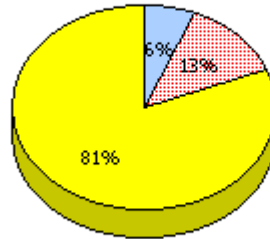
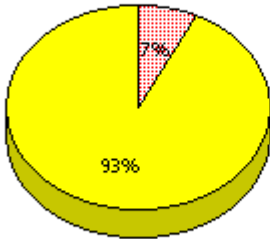
District

Province

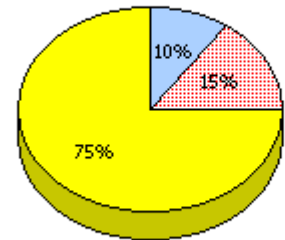
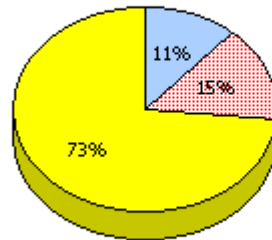
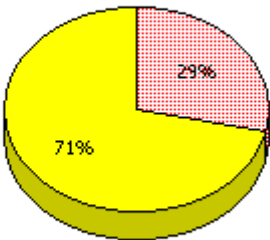
2011
Apr 30,
2011 (13)



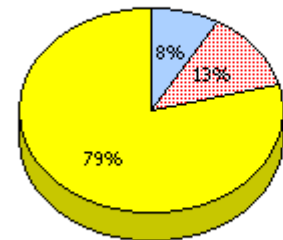
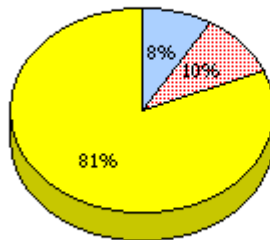
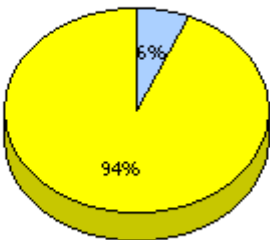
2010
AGR (13)



2009
AGR (7)



2008
AGR (16)



* In some cases, CRT numbers may exceed AGR numbers based on late enrolments. Pie chart is based on the number of students who wrote the CRT.

* Reading score is composite of Information and Poetry.

District 4 - Eastern

School #: 430 St. Mark's School

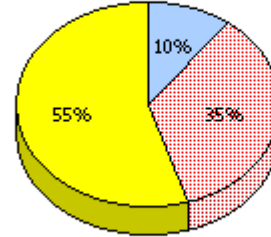
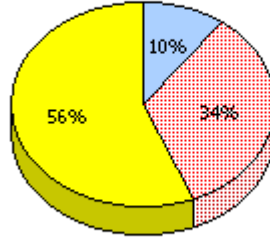
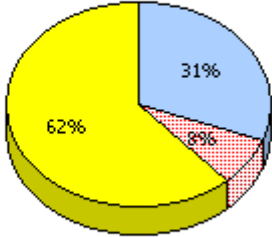
Reading

School

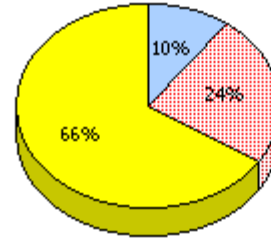
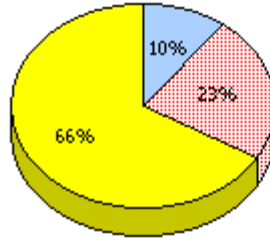
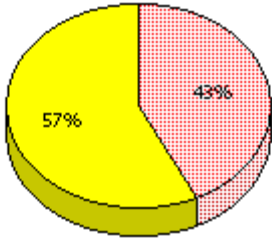
District

Province

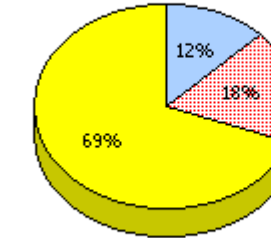
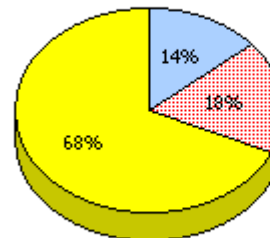
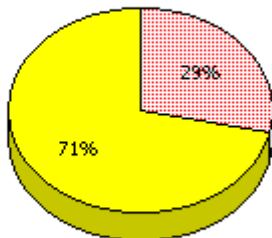
2011
Apr 30,
2011 (13)



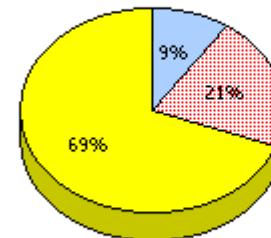
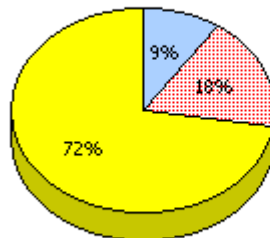
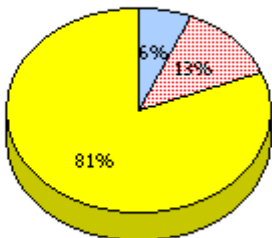
2010
AGR (13)



2009
AGR (7)



2008
AGR (16)



Unknown



Not Yet Meeting (1 or 2)



Meeting or Exceeding (3,4,5)

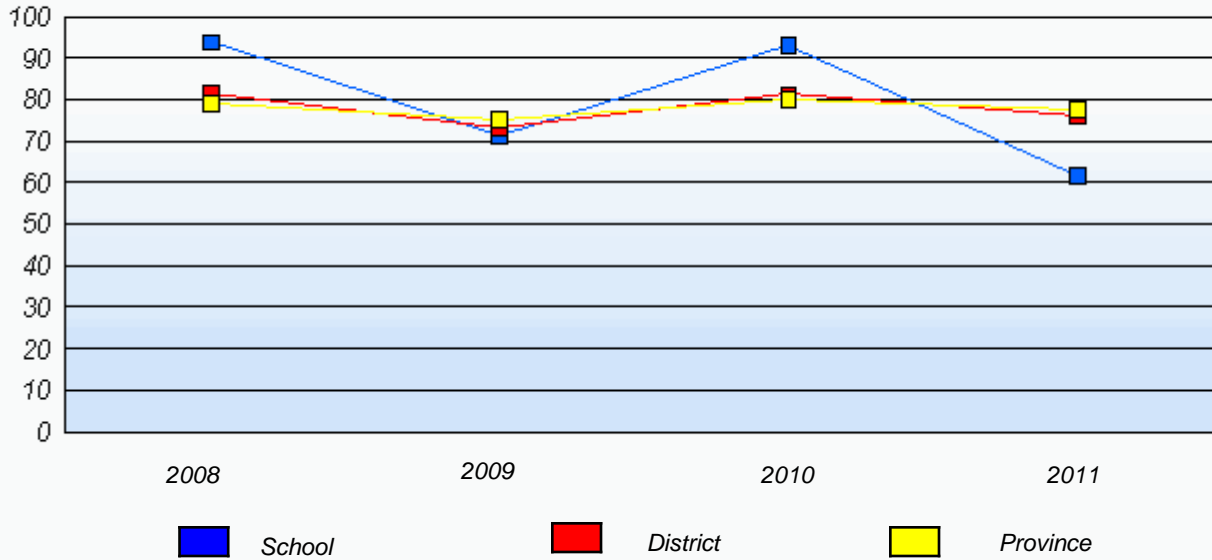
* In some cases, CRT numbers may exceed AGR numbers based on late enrolments. Pie chart is based on the number of students who wrote the CRT.

* Reading score is composite of Information and Poetry.

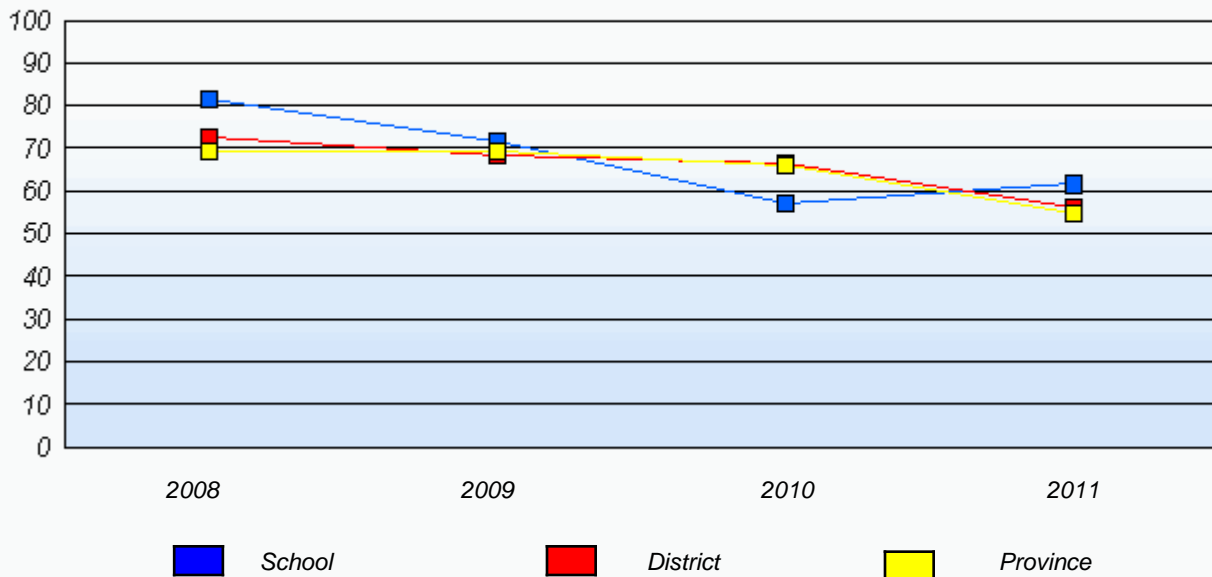
District 4 - Eastern

School #: 430 St. Mark's School

Demand Writing
Percentage of students at level 3 or above (2008 - 2011)



Reading
Percentage of students at level 3 or above (2008 - 2011)



* In some cases, CRT numbers may exceed AGR numbers based on late enrolments. Pie chart is based on the number of students who wrote the CRT.

* Reading score is composite of Information and Poetry.

District 4 - Eastern

School #: 431 Southwest Arm Academy

Demand Writing

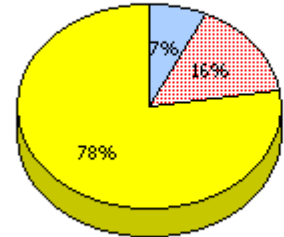
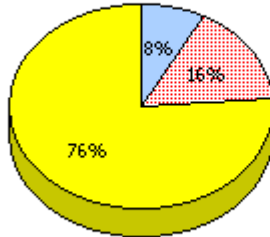
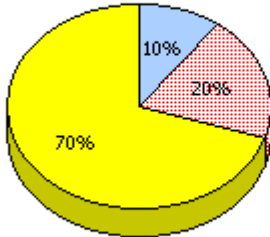
School

District

Province

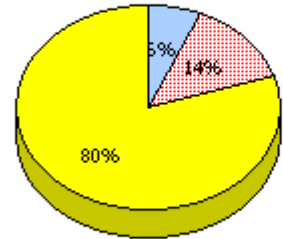
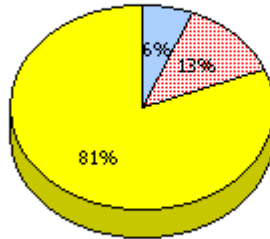
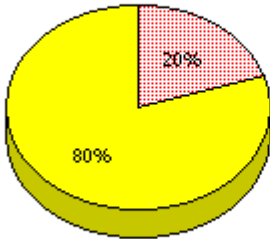
2011

Apr 30,
2011 (10)



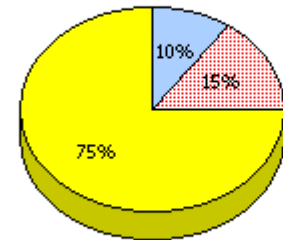
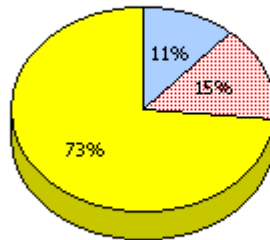
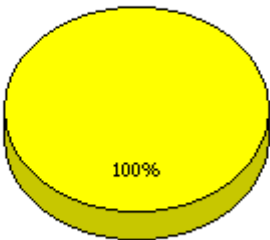
2010

AGR (10)



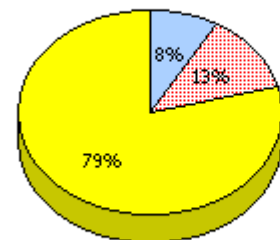
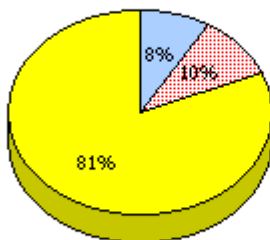
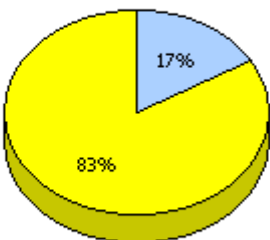
2009

AGR (7)



2008

AGR (6)



Unknown



Not Yet Meeting (1 or 2)



Meeting or Exceeding (3,4,5)

* In some cases, CRT numbers may exceed AGR numbers based on late enrolments. Pie chart is based on the number of students who wrote the CRT.

* Reading score is composite of Information and Poetry.

District 4 - Eastern

School #: 431 Southwest Arm Academy

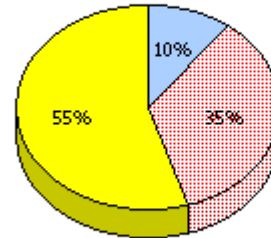
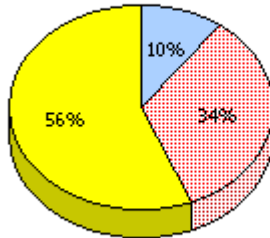
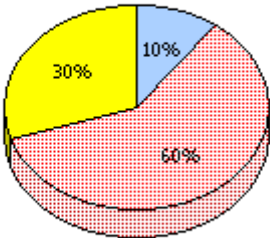
Reading

School

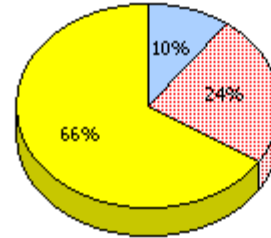
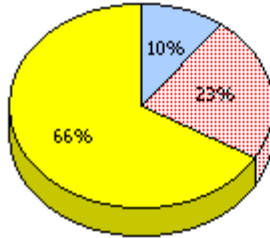
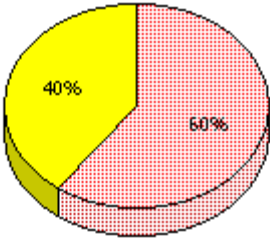
District

Province

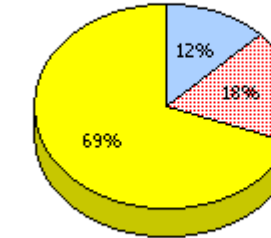
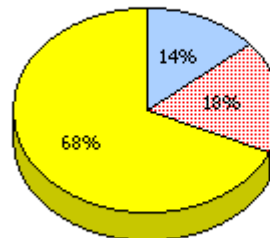
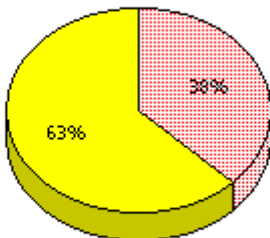
2011
Apr 30,
2011 (10)



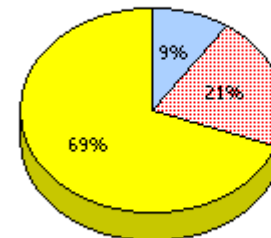
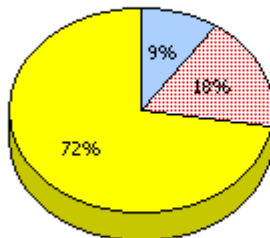
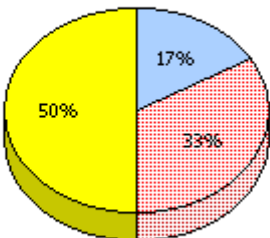
2010
AGR (10)



2009
AGR (7)



2008
AGR (6)



Unknown



Not Yet Meeting (1 or 2)



Meeting or Exceeding (3,4,5)

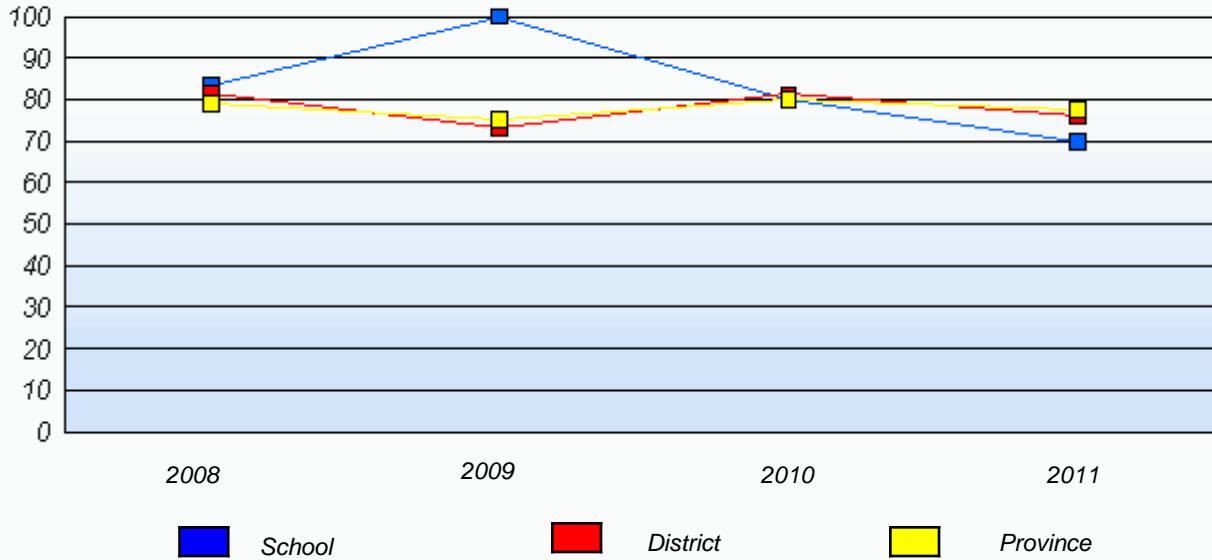
* In some cases, CRT numbers may exceed AGR numbers based on late enrolments. Pie chart is based on the number of students who wrote the CRT.

* Reading score is composite of Information and Poetry.

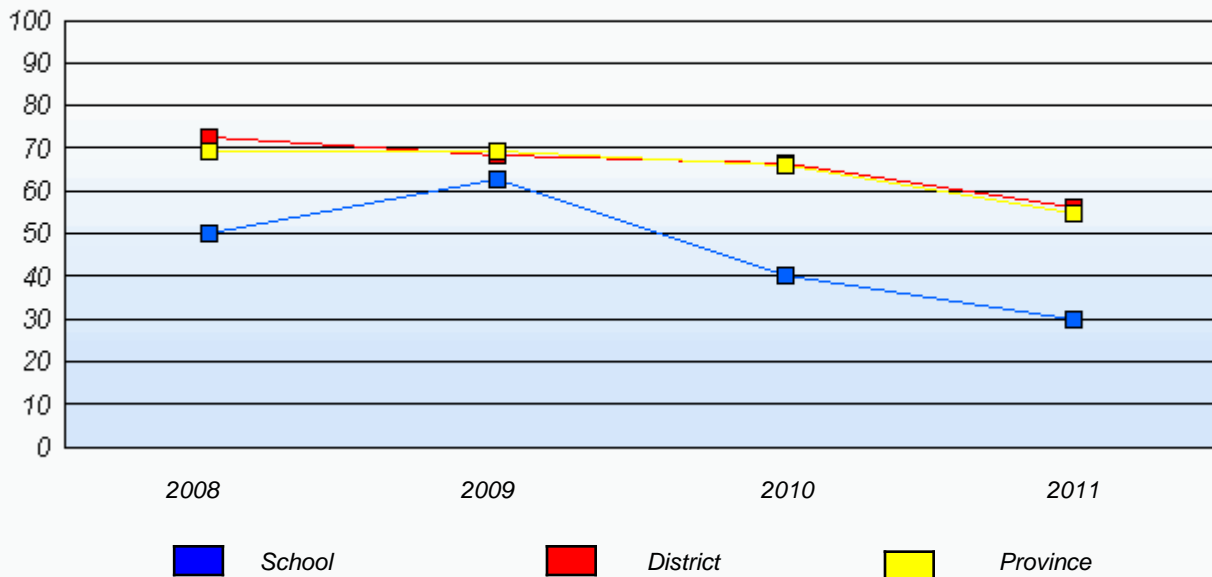
District 4 - Eastern

School #: 431 Southwest Arm Academy

Demand Writing
Percentage of students at level 3 or above (2008 - 2011)



Reading
Percentage of students at level 3 or above (2008 - 2011)



* In some cases, CRT numbers may exceed AGR numbers based on late enrolments. Pie chart is based on the number of students who wrote the CRT.

* Reading score is composite of Information and Poetry.

District 4 - Eastern

School #: 442 Persalvic Elementary

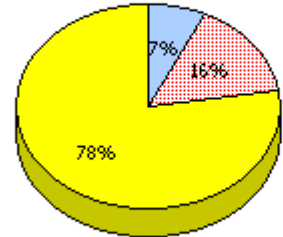
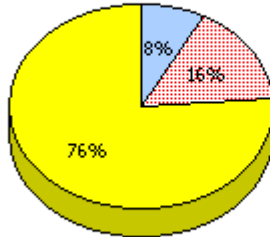
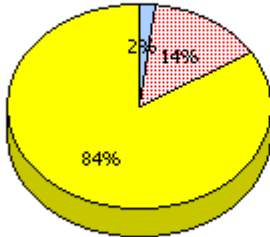
Demand Writing

School

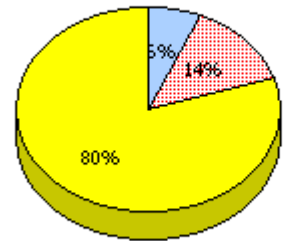
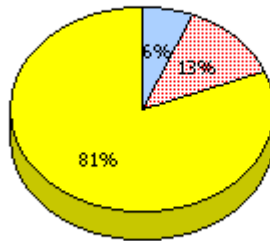
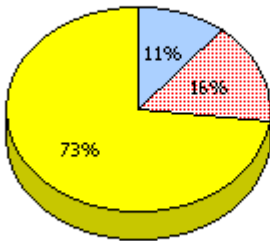
District

Province

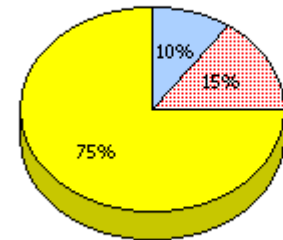
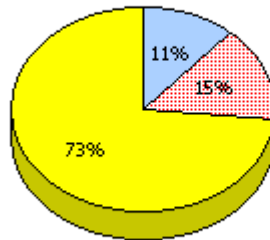
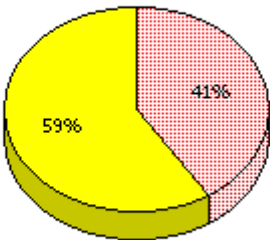
2011
Apr 30,
2011 (50)



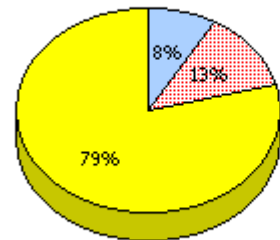
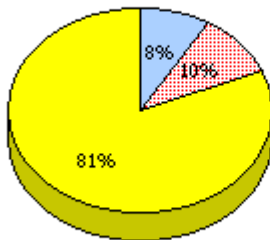
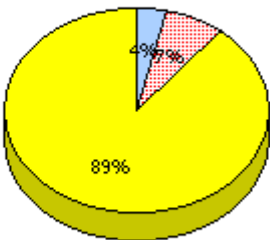
2010
AGR (37)



2009
AGR (44)



2008
AGR (28)



Unknown
 Not Yet Meeting (1 or 2)
 Meeting or Exceeding (3,4,5)

* In some cases, CRT numbers may exceed AGR numbers based on late enrolments. Pie chart is based on the number of students who wrote the CRT.

* Reading score is composite of Information and Poetry.

District 4 - Eastern

School #: 442 Persalvic Elementary

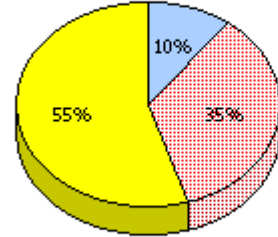
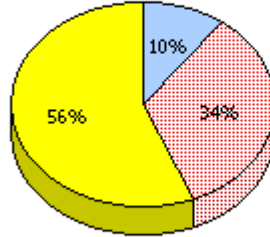
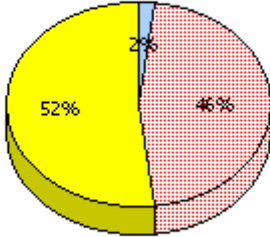
Reading

School

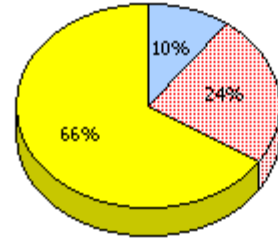
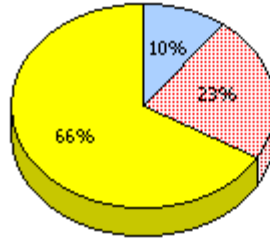
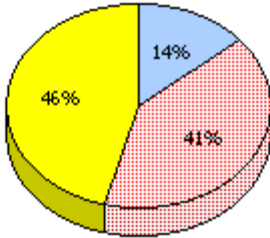
District

Province

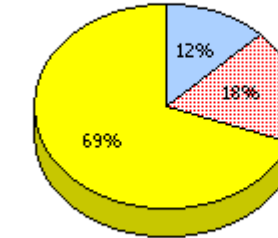
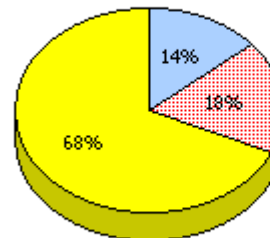
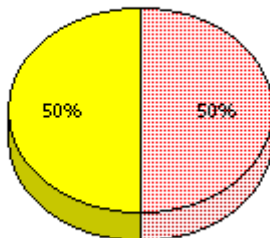
2011
Apr 30,
2011 (50)



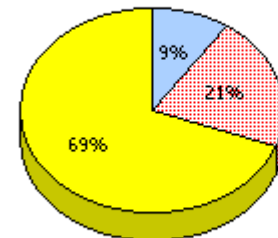
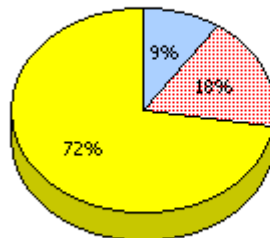
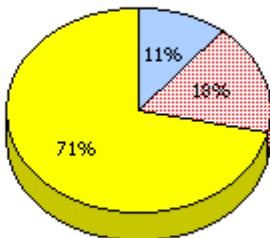
2010
AGR (37)



2009
AGR (44)



2008
AGR (28)



Unknown



Not Yet Meeting (1 or 2)



Meeting or Exceeding (3,4,5)

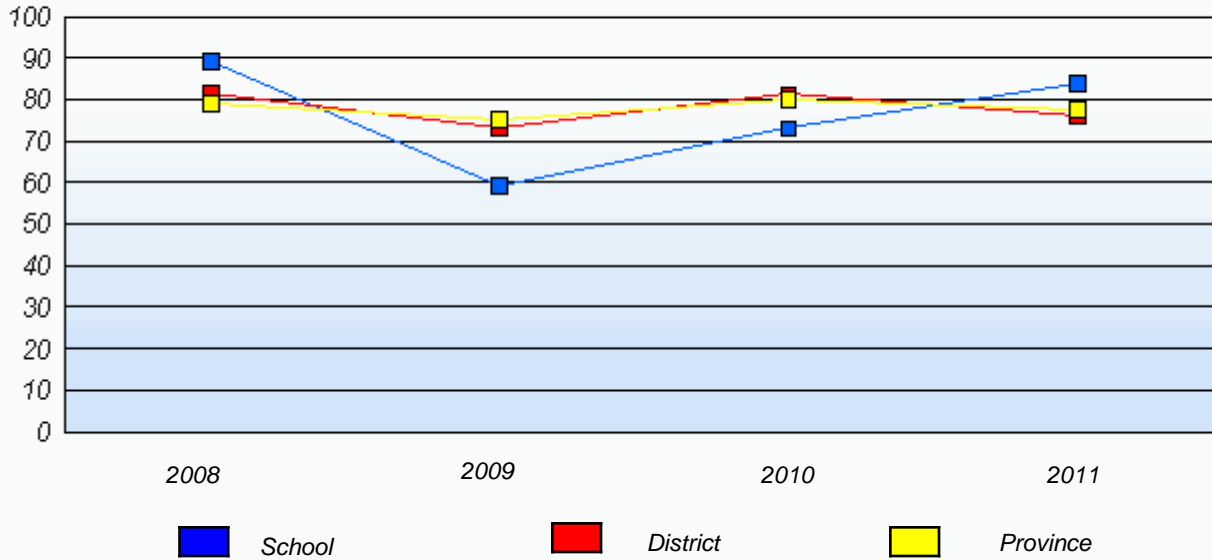
* In some cases, CRT numbers may exceed AGR numbers based on late enrolments. Pie chart is based on the number of students who wrote the CRT.

* Reading score is composite of Information and Poetry.

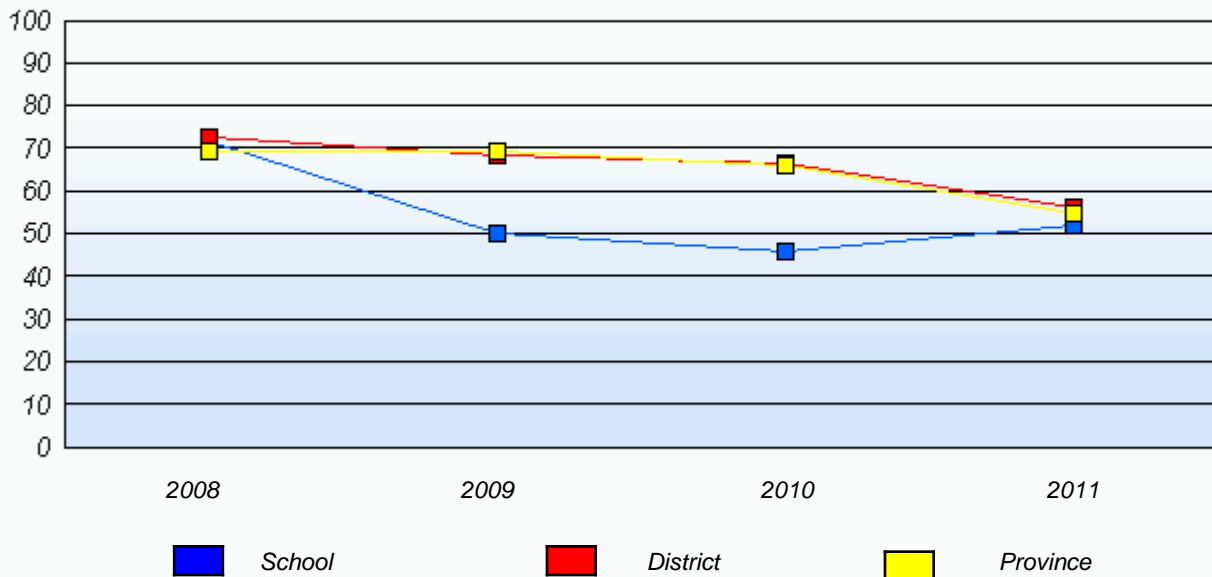
District 4 - Eastern

School #: 442 Persalvic Elementary

Demand Writing
Percentage of students at level 3 or above (2008 - 2011)



Reading
Percentage of students at level 3 or above (2008 - 2011)



* In some cases, CRT numbers may exceed AGR numbers based on late enrolments. Pie chart is based on the number of students who wrote the CRT.

* Reading score is composite of Information and Poetry.

District 4 - Eastern

School #: 447 Baltimore School Complex

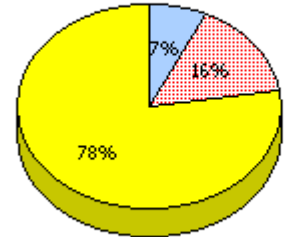
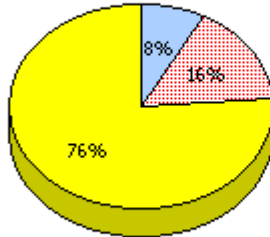
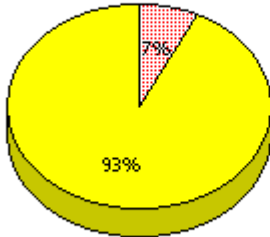
Demand Writing

School

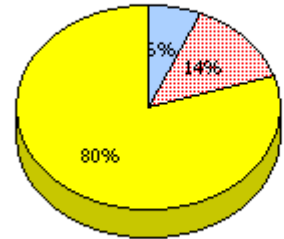
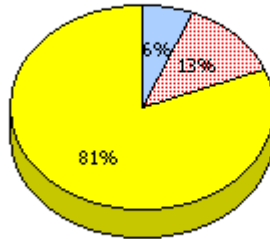
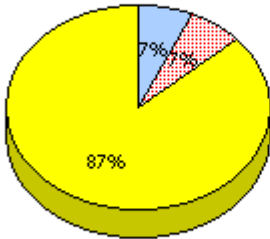
District

Province

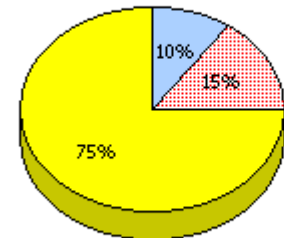
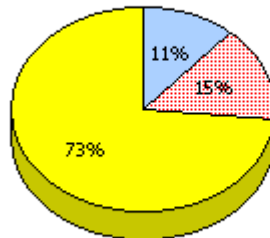
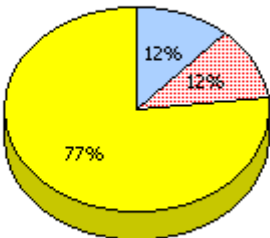
2011
Apr 30,
2011 (14)



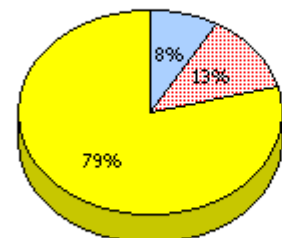
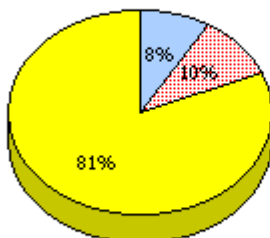
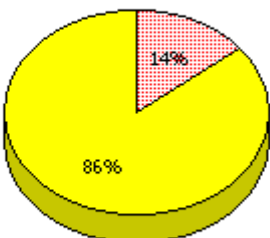
2010
AGR (30)



2009
AGR (26)



2008
AGR (28)



Unknown



Not Yet Meeting (1 or 2)



Meeting or Exceeding (3,4,5)

* In some cases, CRT numbers may exceed AGR numbers based on late enrolments. Pie chart is based on the number of students who wrote the CRT.

* Reading score is composite of Information and Poetry.

District 4 - Eastern

School #: 447 Baltimore School Complex

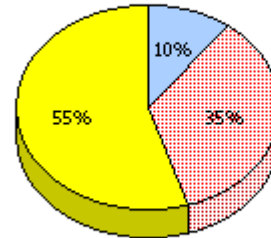
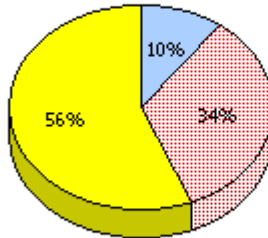
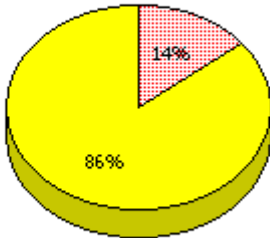
Reading

School

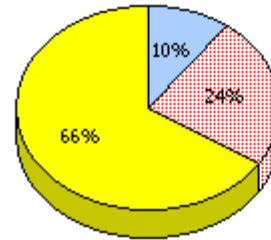
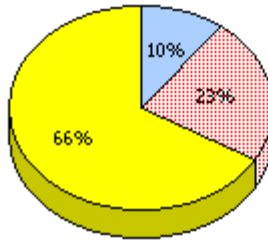
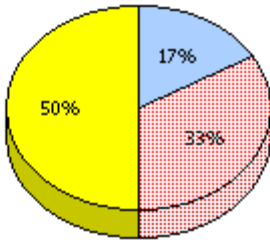
District

Province

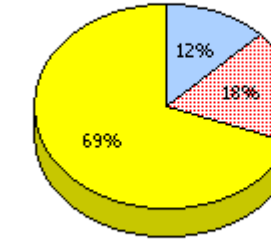
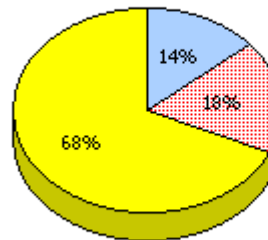
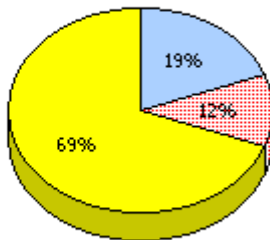
2011
Apr 30,
2011 (14)



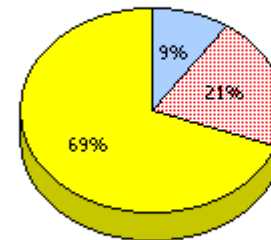
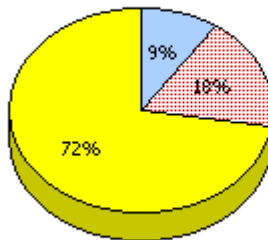
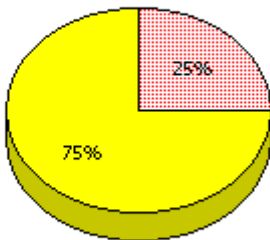
2010
AGR (30)



2009
AGR (26)



2008
AGR (28)



Unknown



Not Yet Meeting (1 or 2)



Meeting or Exceeding (3,4,5)

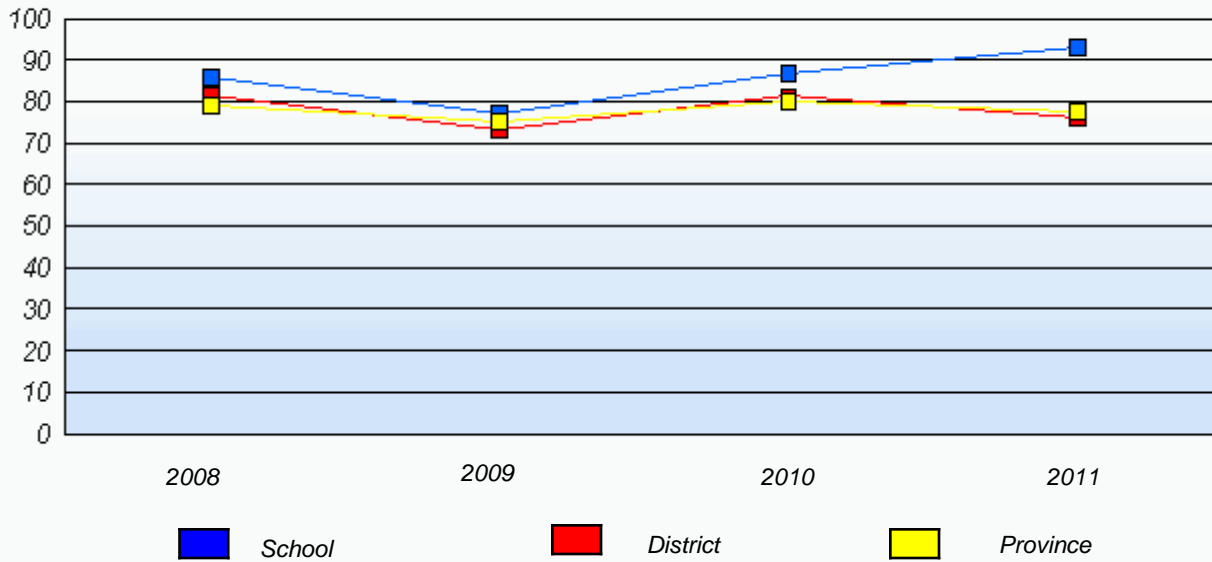
* In some cases, CRT numbers may exceed AGR numbers based on late enrolments. Pie chart is based on the number of students who wrote the CRT.

* Reading score is composite of Information and Poetry.

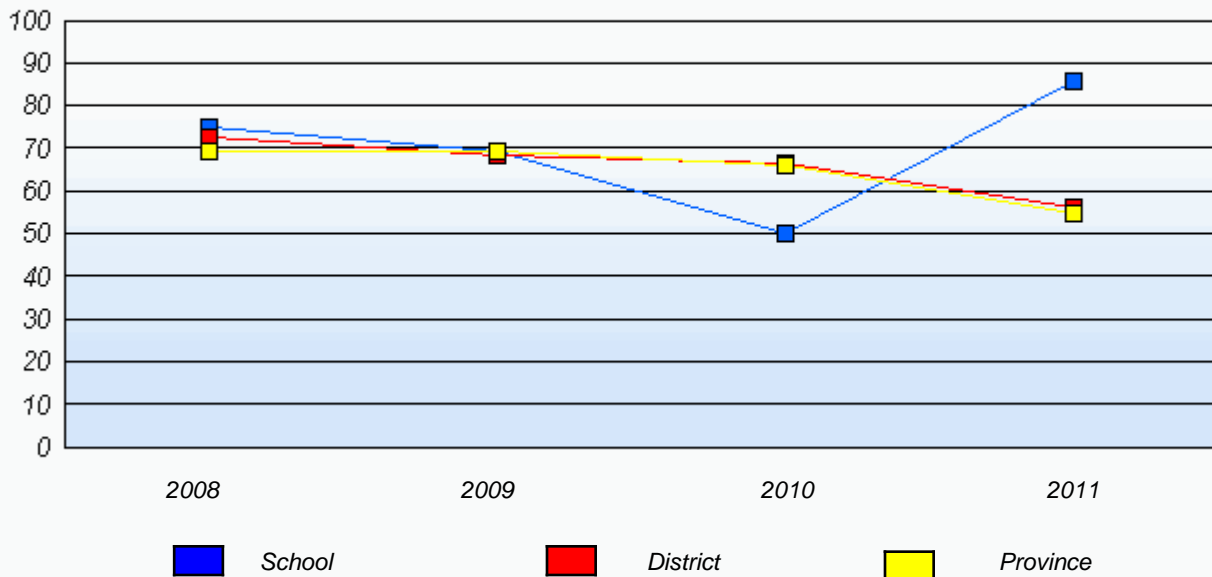
District 4 - Eastern

School #: 447 Baltimore School Complex

Demand Writing
 Percentage of students at level 3 or above (2008 - 2011)



Reading
 Percentage of students at level 3 or above (2008 - 2011)



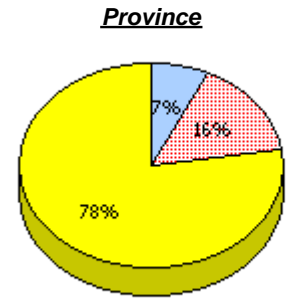
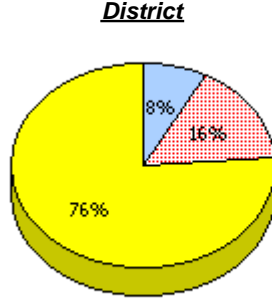
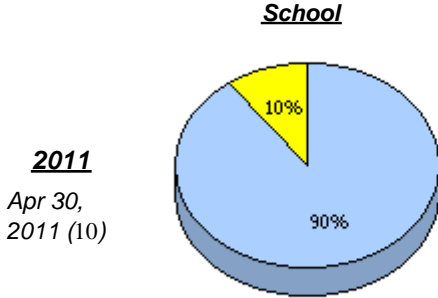
* In some cases, CRT numbers may exceed AGR numbers based on late enrolments. Pie chart is based on the number of students who wrote the CRT.

* Reading score is composite of Information and Poetry.

District 4 - Eastern

School #: 452 District School

Demand Writing



2010
AGR (0)

2009
AGR (0)

2008
AGR (0)



* In some cases, CRT numbers may exceed AGR numbers based on late enrolments. Pie chart is based on the number of students who wrote the CRT.

* Reading score is composite of Information and Poetry.

District 4 - Eastern

School #: 452 District School

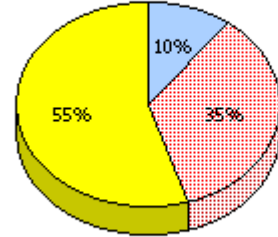
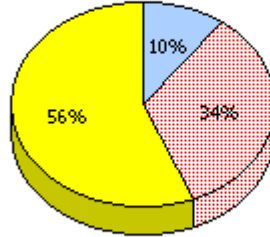
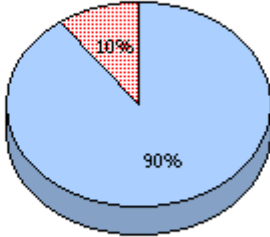
Reading

School

District

Province

2011
Apr 30,
2011 (10)



2010
AGR (0)

2009
AGR (0)

2008
AGR (0)



Unknown



Not Yet Meeting (1 or 2)



Meeting or Exceeding (3,4,5)

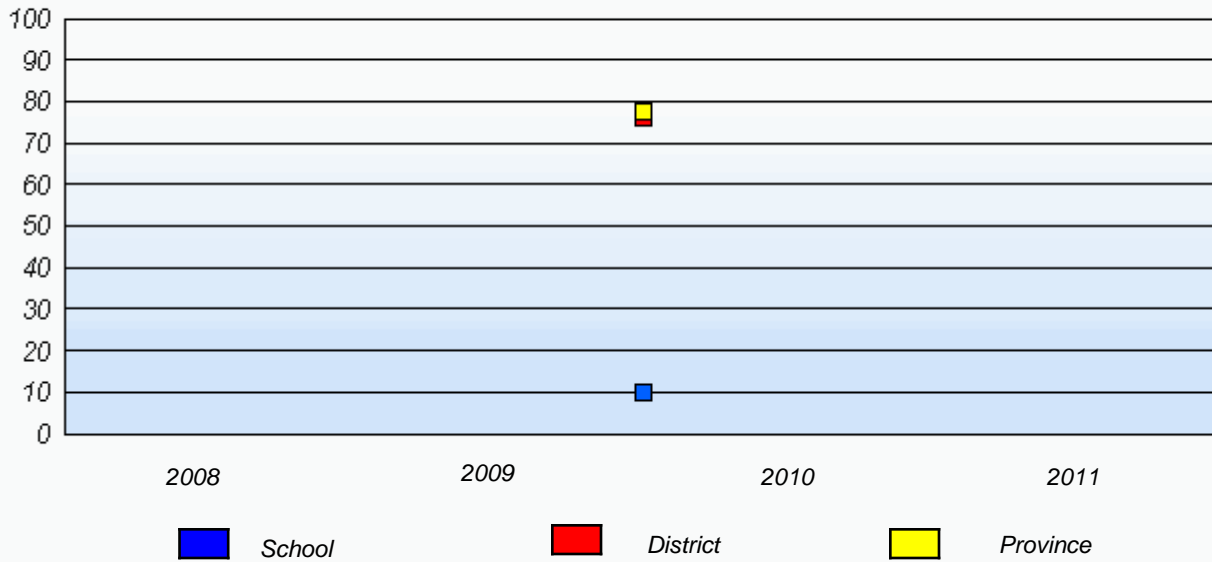
* In some cases, CRT numbers may exceed AGR numbers based on late enrolments. Pie chart is based on the number of students who wrote the CRT.

* Reading score is composite of Information and Poetry.

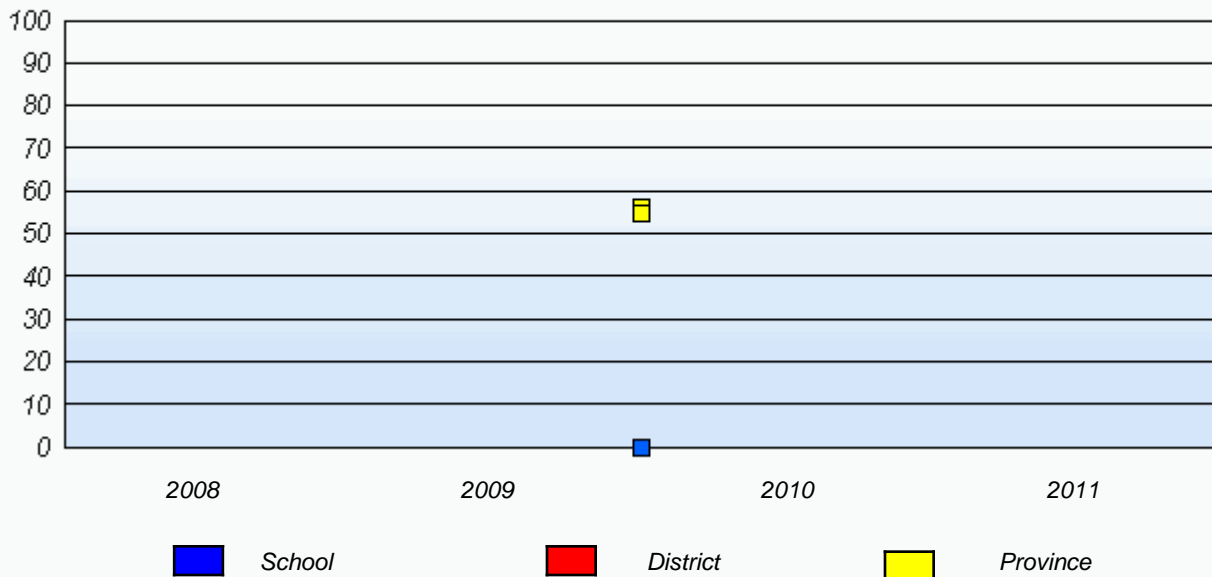
District 4 - Eastern

School #: 452 District School

Demand Writing
 Percentage of students at level 3 or above (2008 - 2011)



Reading
 Percentage of students at level 3 or above (2008 - 2011)



* In some cases, CRT numbers may exceed AGR numbers based on late enrolments. Pie chart is based on the number of students who wrote the CRT.

* Reading score is composite of Information and Poetry.

District 4 - Eastern

School #: 464 Crescent Collegiate

Demand Writing

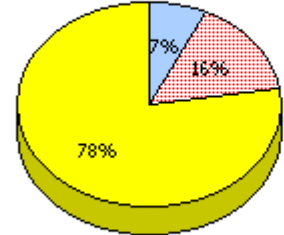
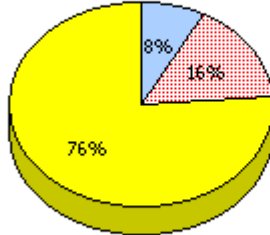
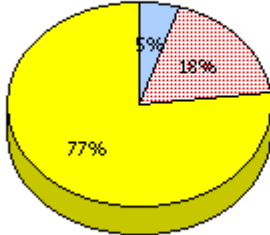
School

District

Province

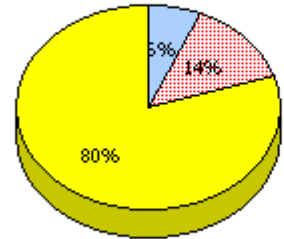
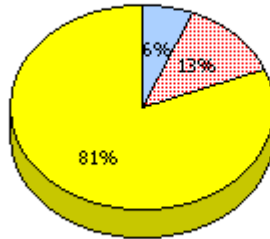
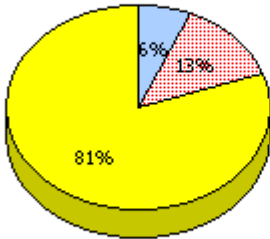
2011

Apr 30,
2011 (78)



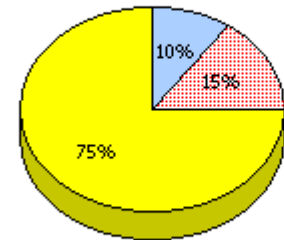
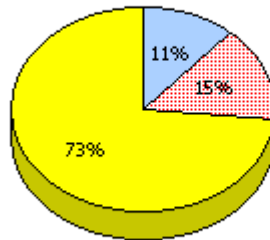
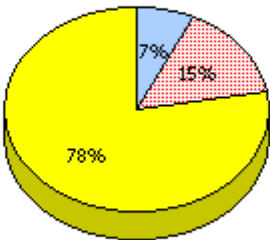
2010

AGR (93)



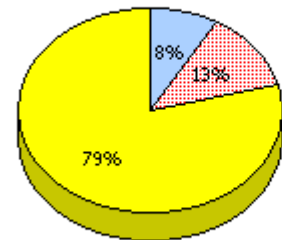
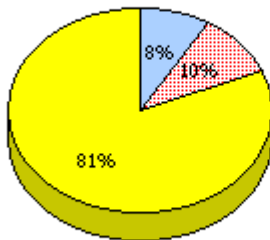
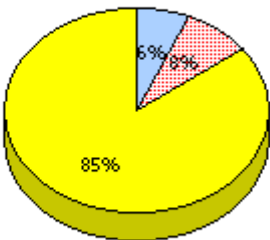
2009

AGR (99)



2008

AGR (108)



Unknown



Not Yet Meeting (1 or 2)



Meeting or Exceeding (3,4,5)

* In some cases, CRT numbers may exceed AGR numbers based on late enrolments. Pie chart is based on the number of students who wrote the CRT.

* Reading score is composite of Information and Poetry.

District 4 - Eastern

School #: 464 Crescent Collegiate

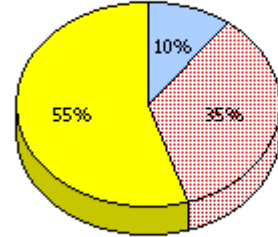
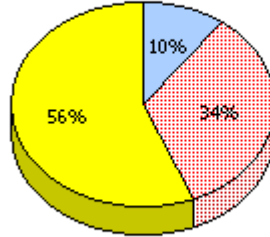
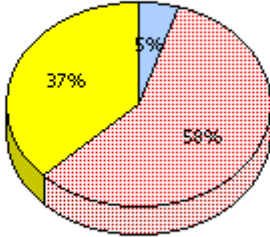
Reading

School

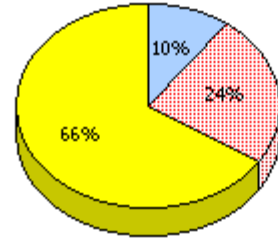
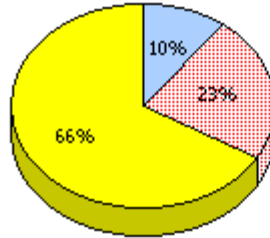
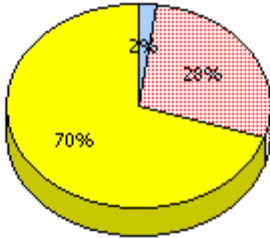
District

Province

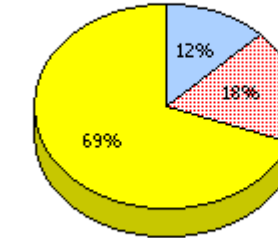
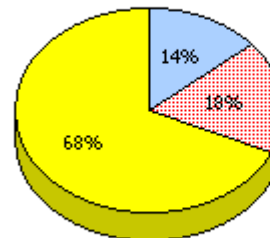
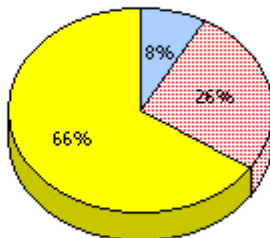
2011
Apr 30,
2011 (78)



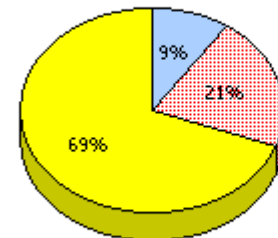
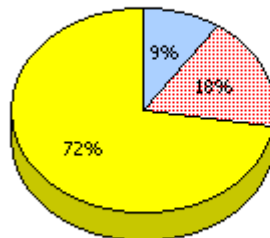
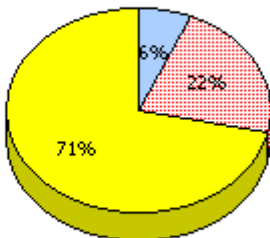
2010
AGR (93)



2009
AGR (99)



2008
AGR (108)



Unknown



Not Yet Meeting (1 or 2)



Meeting or Exceeding (3,4,5)

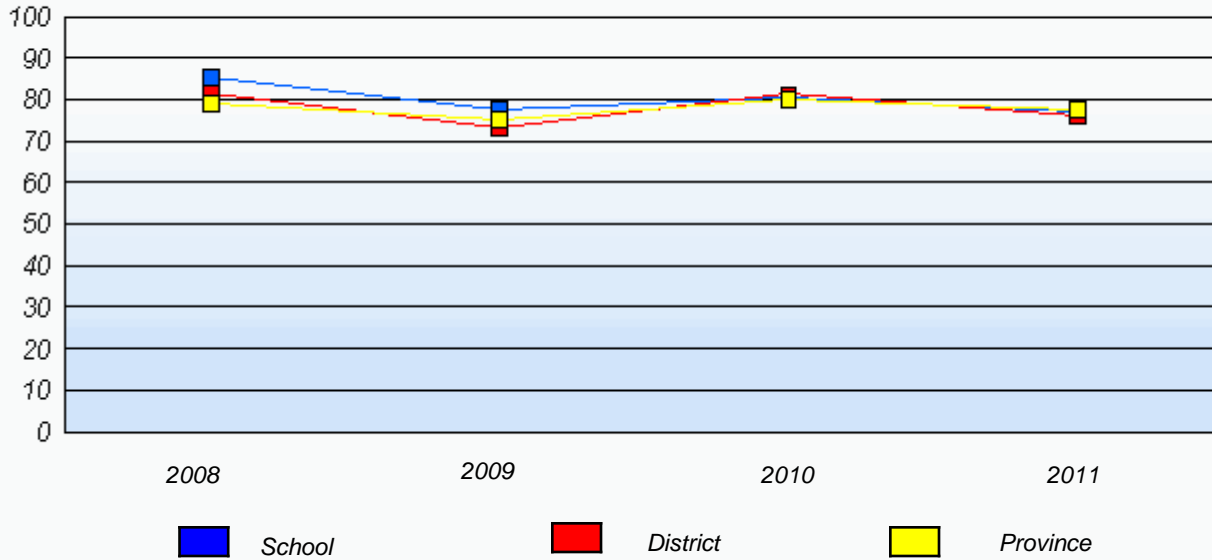
* In some cases, CRT numbers may exceed AGR numbers based on late enrolments. Pie chart is based on the number of students who wrote the CRT.

* Reading score is composite of Information and Poetry.

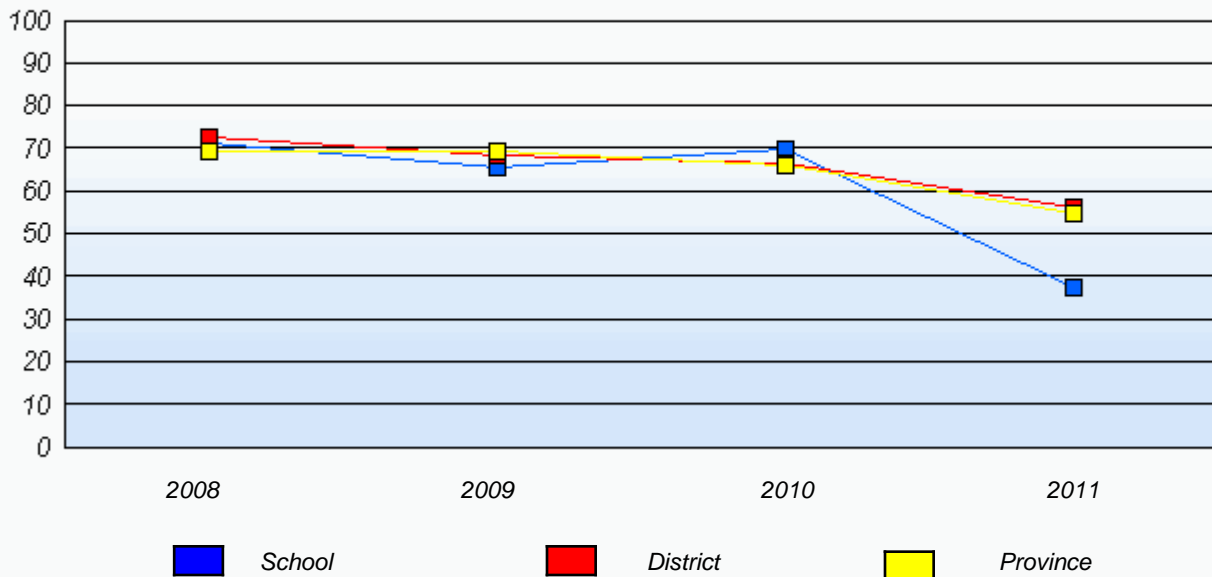
District 4 - Eastern

School #: 464 Crescent Collegiate

Demand Writing
 Percentage of students at level 3 or above (2008 - 2011)



Reading
 Percentage of students at level 3 or above (2008 - 2011)



* In some cases, CRT numbers may exceed AGR numbers based on late enrolments. Pie chart is based on the number of students who wrote the CRT.

* Reading score is composite of Information and Poetry.

District 4 - Eastern

School #: 465 Holy Cross Junior High

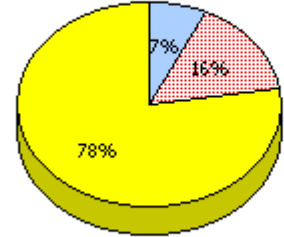
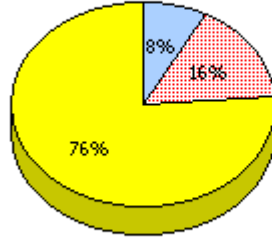
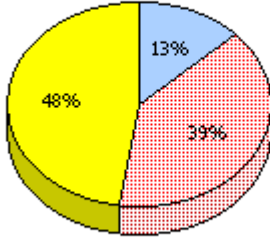
Demand Writing

School

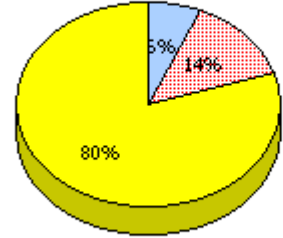
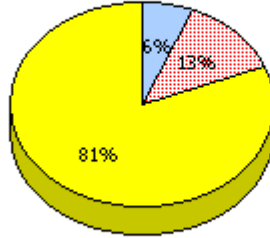
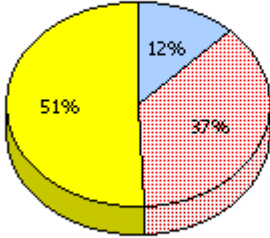
District

Province

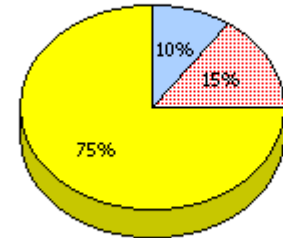
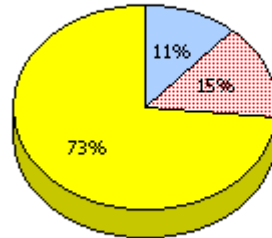
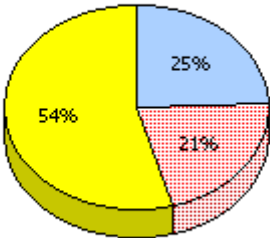
2011
Apr 30,
2011 (61)



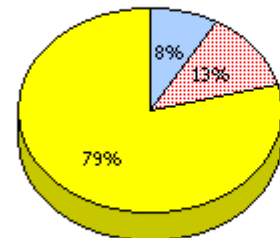
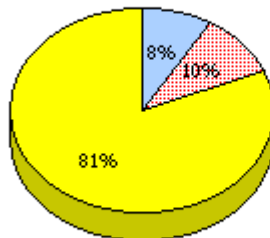
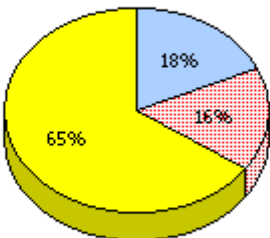
2010
AGR (65)



2009
AGR (57)



2008
AGR (49)



Unknown
 Not Yet Meeting (1 or 2)
 Meeting or Exceeding (3,4,5)

* In some cases, CRT numbers may exceed AGR numbers based on late enrolments. Pie chart is based on the number of students who wrote the CRT.

* Reading score is composite of Information and Poetry.

District 4 - Eastern

School #: 465 Holy Cross Junior High

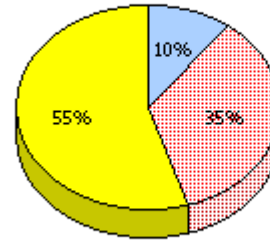
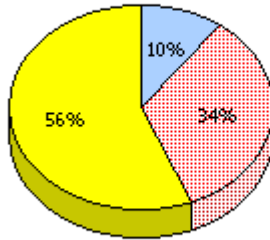
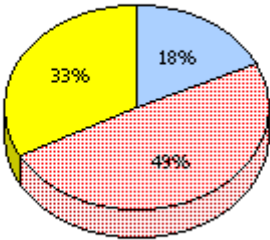
Reading

School

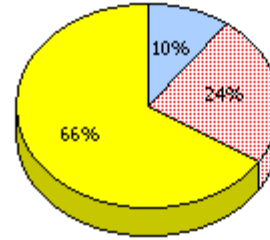
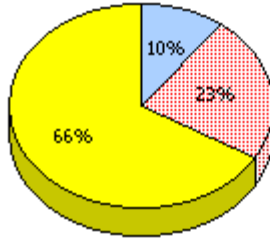
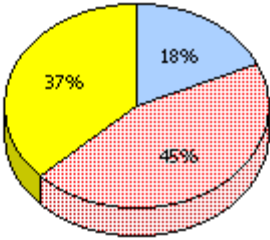
District

Province

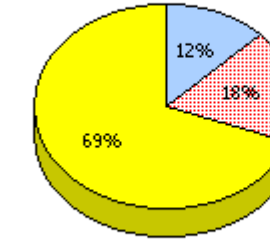
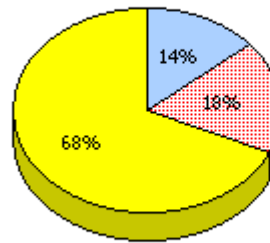
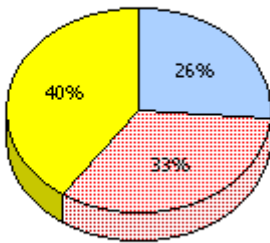
2011
Apr 30,
2011 (61)



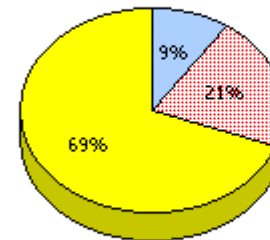
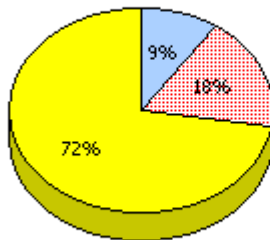
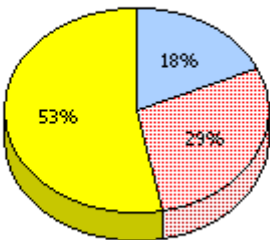
2010
AGR (65)



2009
AGR (57)



2008
AGR (49)



Unknown



Not Yet Meeting (1 or 2)



Meeting or Exceeding (3,4,5)

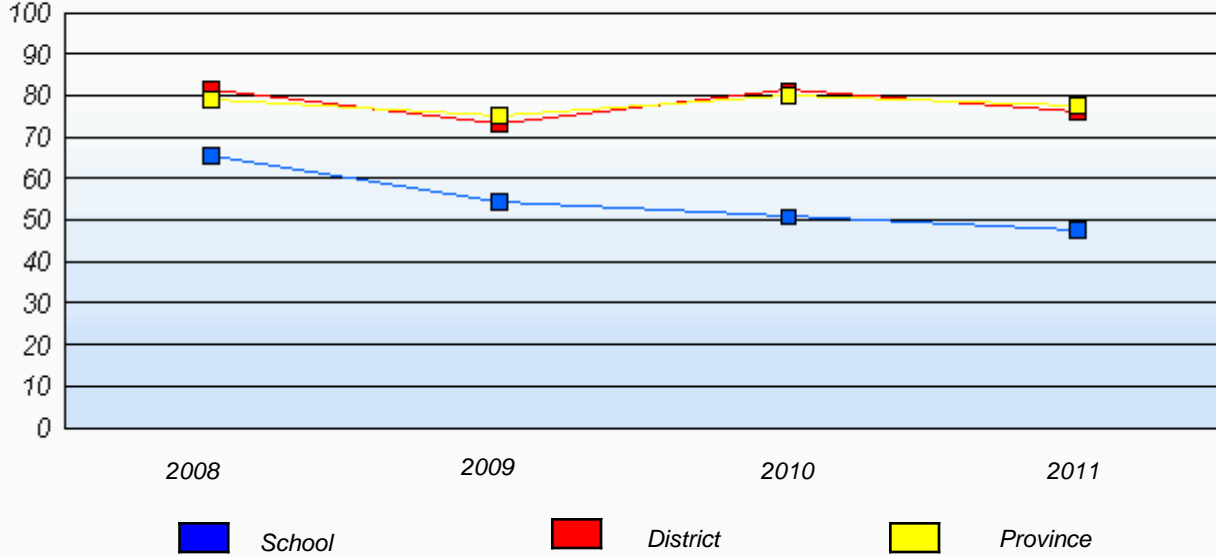
* In some cases, CRT numbers may exceed AGR numbers based on late enrolments. Pie chart is based on the number of students who wrote the CRT.

* Reading score is composite of Information and Poetry.

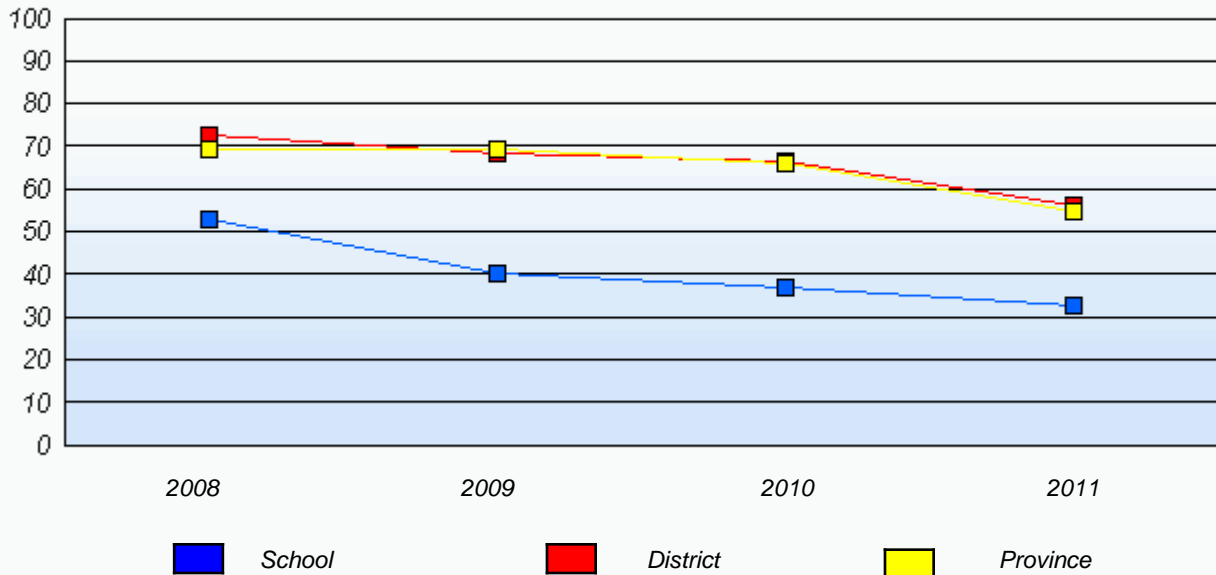
District 4 - Eastern

School #: 465 Holy Cross Junior High

Demand Writing
Percentage of students at level 3 or above (2008 - 2011)



Reading
Percentage of students at level 3 or above (2008 - 2011)



* In some cases, CRT numbers may exceed AGR numbers based on late enrolments. Pie chart is based on the number of students who wrote the CRT.

* Reading score is composite of Information and Poetry.

District 4 - Eastern

School #: 471 Heritage Collegiate

Demand Writing

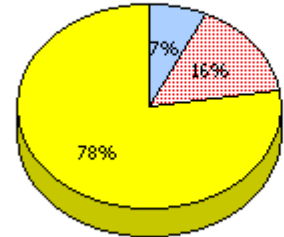
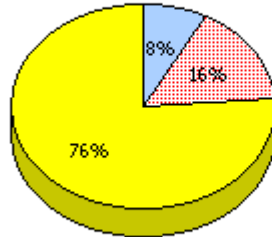
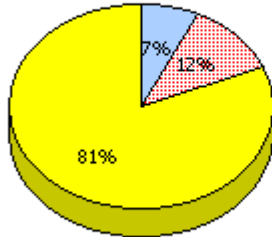
School

District

Province

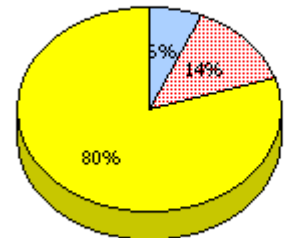
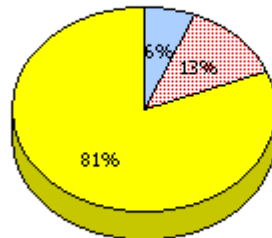
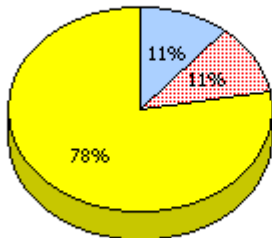
2011

Apr 30,
2011 (43)



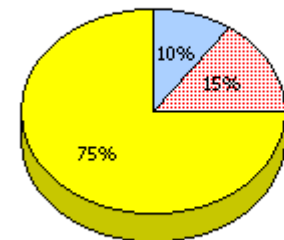
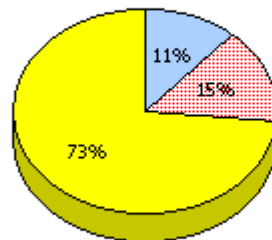
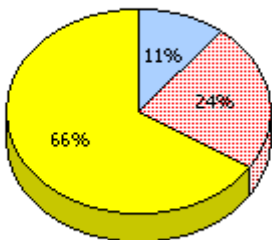
2010

AGR (36)



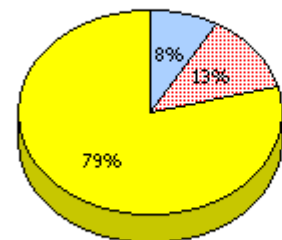
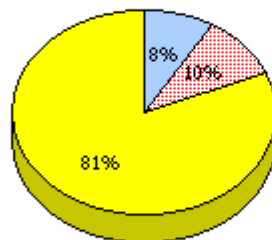
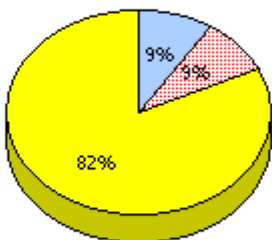
2009

AGR (38)



2008

AGR (33)



Unknown



Not Yet Meeting (1 or 2)



Meeting or Exceeding (3,4,5)

* In some cases, CRT numbers may exceed AGR numbers based on late enrolments. Pie chart is based on the number of students who wrote the CRT.

* Reading score is composite of Information and Poetry.

District 4 - Eastern

School #: 471 Heritage Collegiate

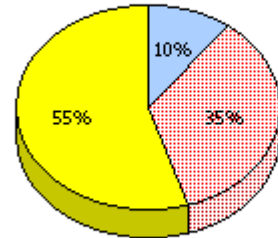
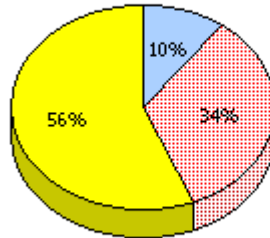
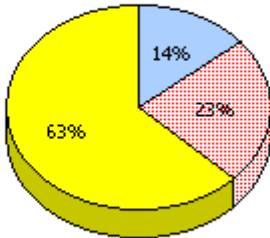
Reading

School

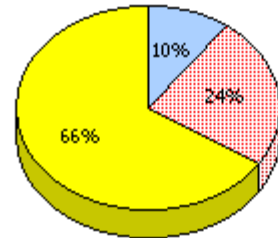
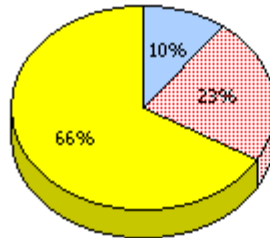
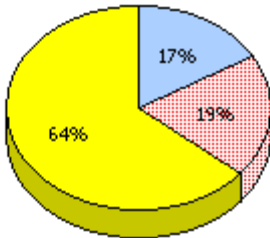
District

Province

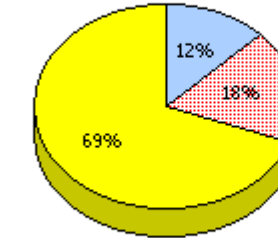
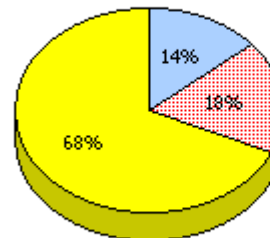
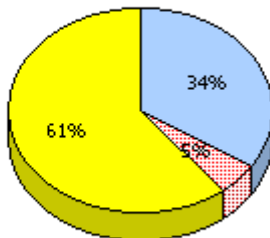
2011
Apr 30,
2011 (43)



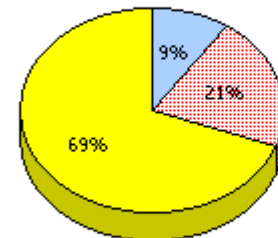
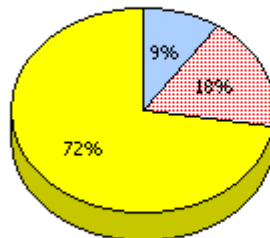
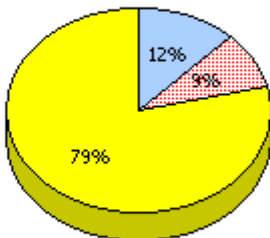
2010
AGR (36)



2009
AGR (38)



2008
AGR (33)



Unknown



Not Yet Meeting (1 or 2)



Meeting or Exceeding (3,4,5)

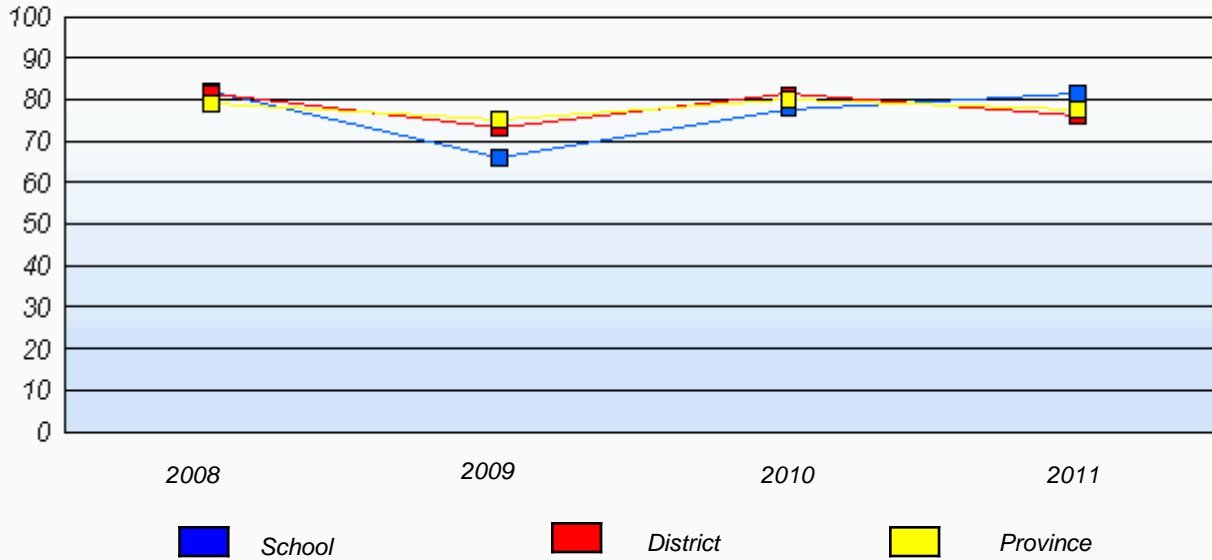
* In some cases, CRT numbers may exceed AGR numbers based on late enrolments. Pie chart is based on the number of students who wrote the CRT.

* Reading score is composite of Information and Poetry.

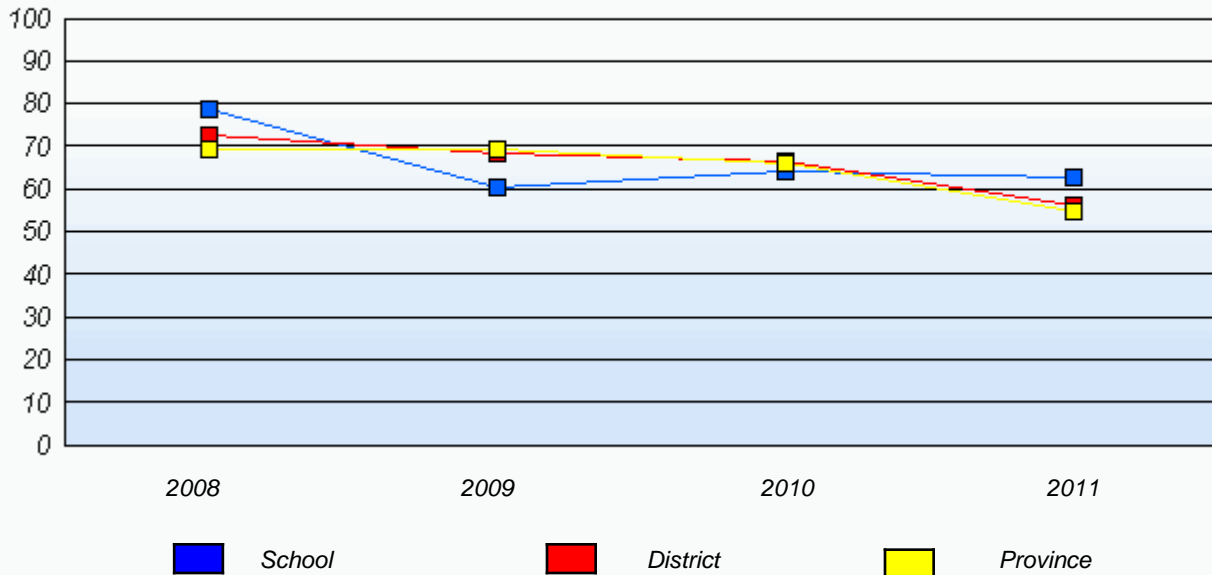
District 4 - Eastern

School #: 471 Heritage Collegiate

Demand Writing
Percentage of students at level 3 or above (2008 - 2011)



Reading
Percentage of students at level 3 or above (2008 - 2011)



* In some cases, CRT numbers may exceed AGR numbers based on late enrolments. Pie chart is based on the number of students who wrote the CRT.

* Reading score is composite of Information and Poetry.

District 4 - Eastern

School #: 476 Baccalieu Collegiate

Demand Writing

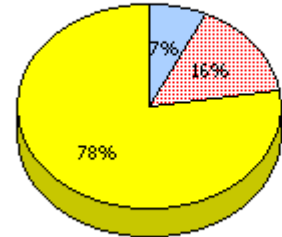
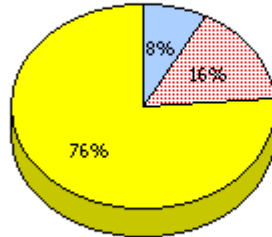
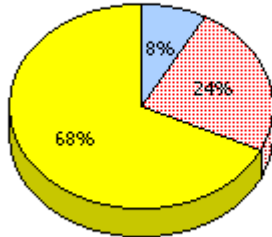
School

District

Province

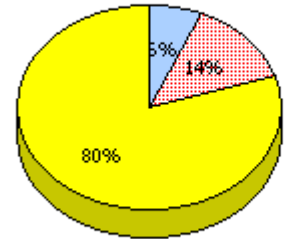
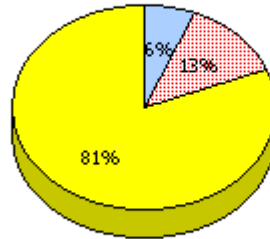
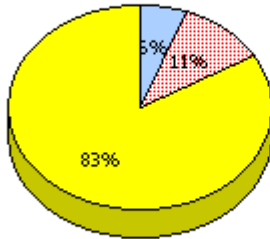
2011

Apr 30,
2011 (25)



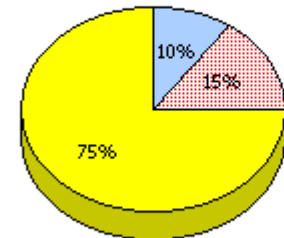
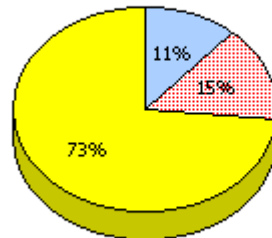
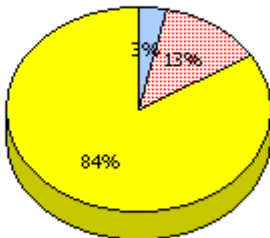
2010

AGR (36)



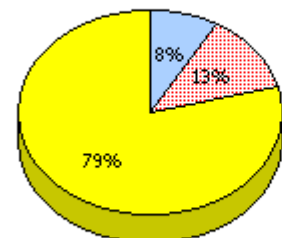
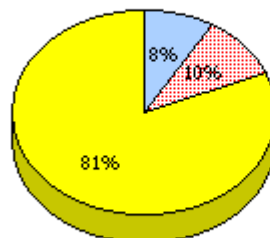
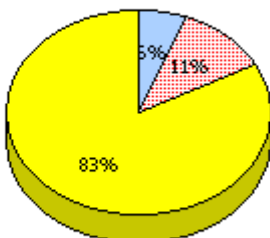
2009

AGR (31)



2008

AGR (35)



Unknown



Not Yet Meeting (1 or 2)



Meeting or Exceeding (3,4,5)

* In some cases, CRT numbers may exceed AGR numbers based on late enrolments. Pie chart is based on the number of students who wrote the CRT.

* Reading score is composite of Information and Poetry.

District 4 - Eastern

School #: 476 Baccalieu Collegiate

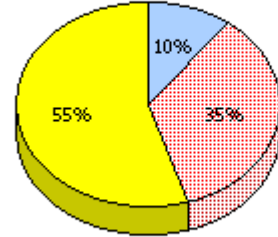
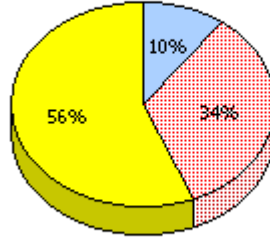
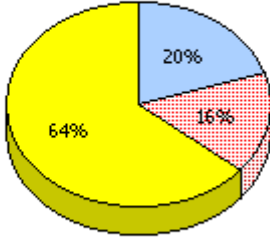
Reading

School

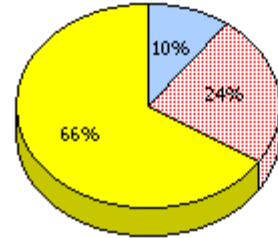
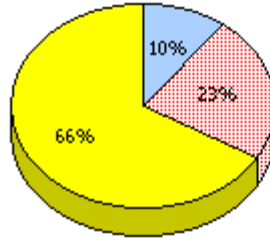
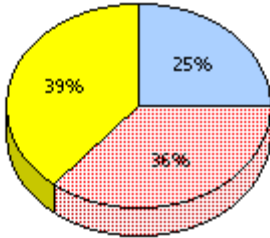
District

Province

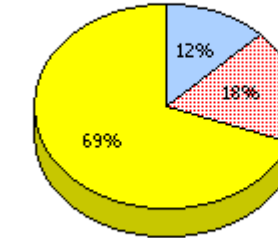
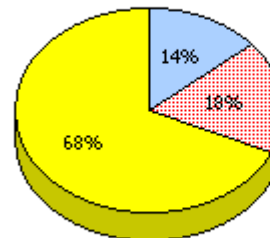
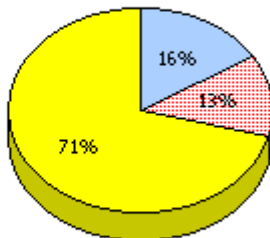
2011
Apr 30,
2011 (25)



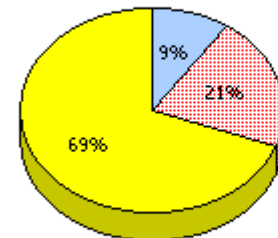
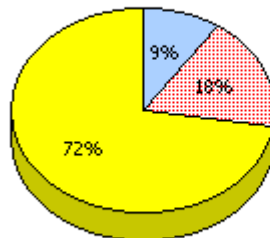
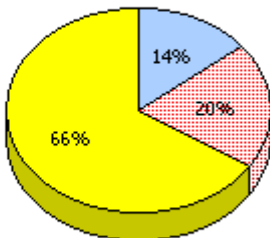
2010
AGR (36)



2009
AGR (31)



2008
AGR (35)



Unknown



Not Yet Meeting (1 or 2)



Meeting or Exceeding (3,4,5)

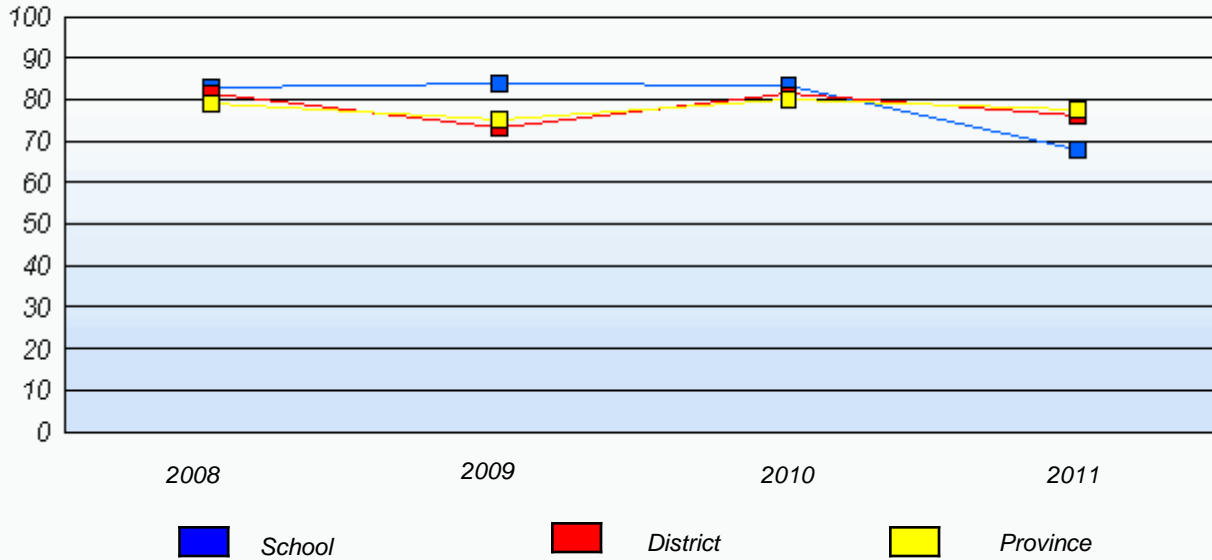
* In some cases, CRT numbers may exceed AGR numbers based on late enrolments. Pie chart is based on the number of students who wrote the CRT.

* Reading score is composite of Information and Poetry.

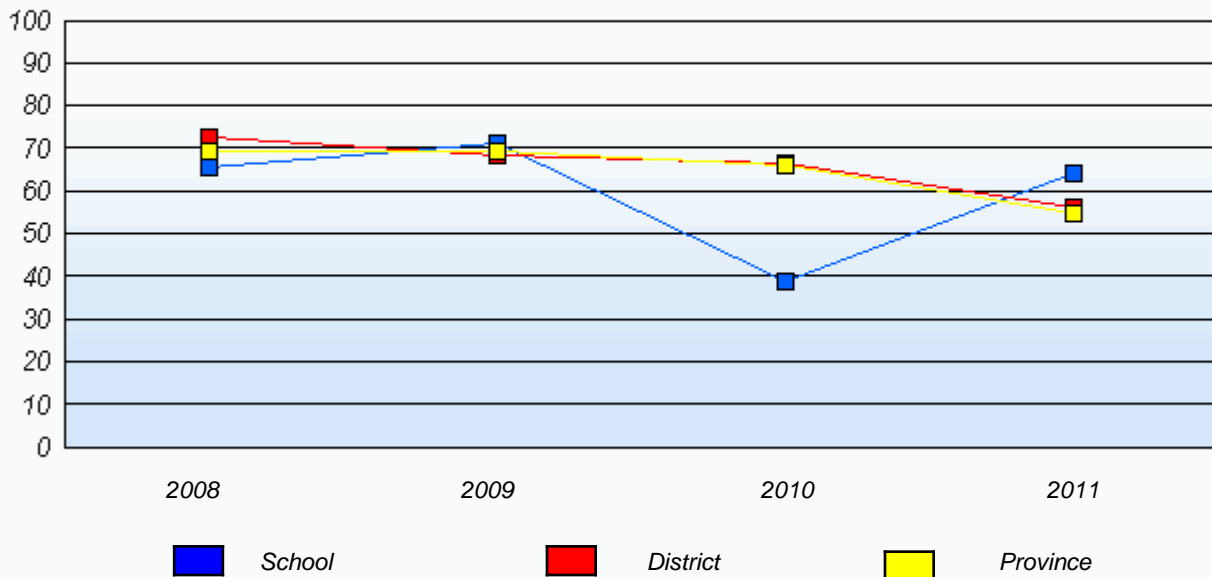
District 4 - Eastern

School #: 476 Baccalieu Collegiate

Demand Writing
Percentage of students at level 3 or above (2008 - 2011)



Reading
Percentage of students at level 3 or above (2008 - 2011)



* In some cases, CRT numbers may exceed AGR numbers based on late enrolments. Pie chart is based on the number of students who wrote the CRT.

* Reading score is composite of Information and Poetry.

District 4 - Eastern

School #: 924 Tricentia Academy

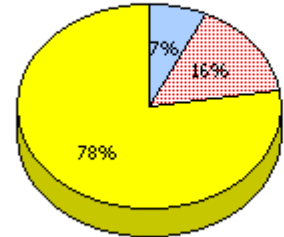
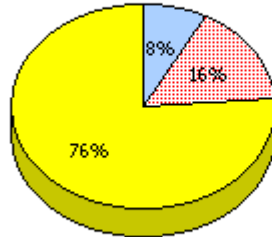
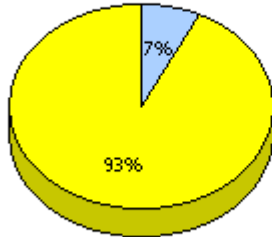
Demand Writing

School

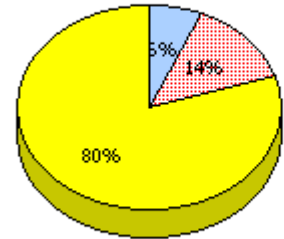
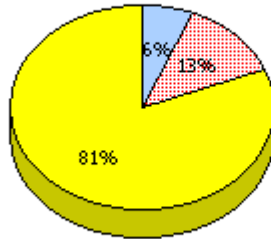
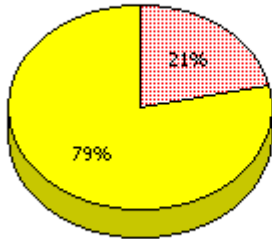
District

Province

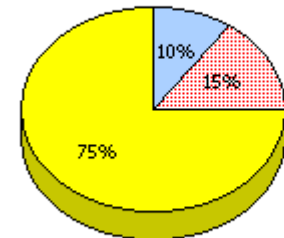
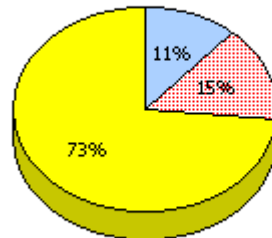
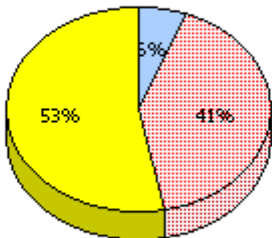
2011
Apr 30,
2011 (28)



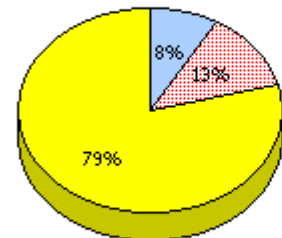
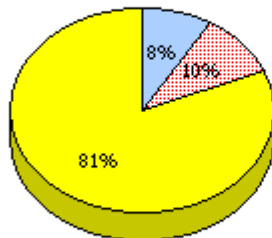
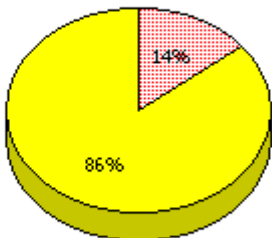
2010
AGR (28)



2009
AGR (17)



2008
AGR (35)



Unknown
 Not Yet Meeting (1 or 2)
 Meeting or Exceeding (3,4,5)

* In some cases, CRT numbers may exceed AGR numbers based on late enrolments. Pie chart is based on the number of students who wrote the CRT.

* Reading score is composite of Information and Poetry.

District 4 - Eastern

School #: 924 Tricentia Academy

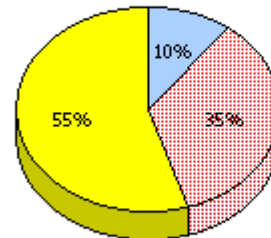
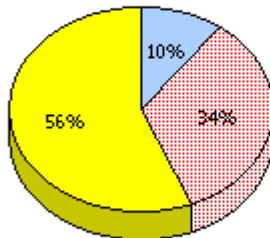
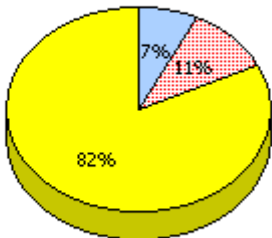
Reading

School

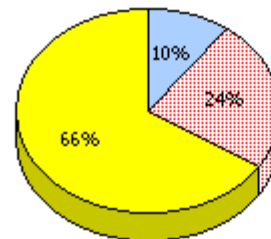
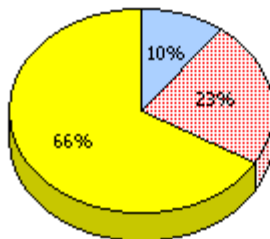
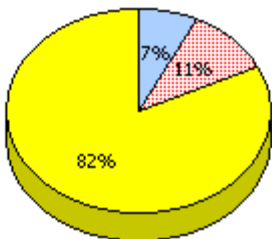
District

Province

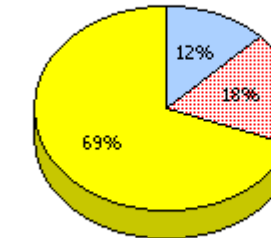
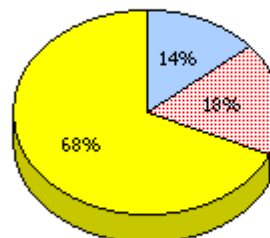
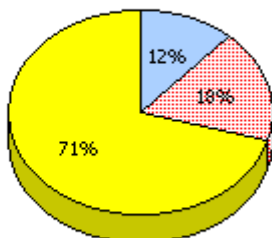
2011
Apr 30,
2011 (28)



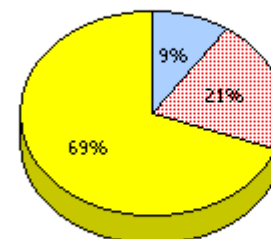
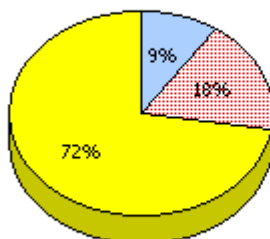
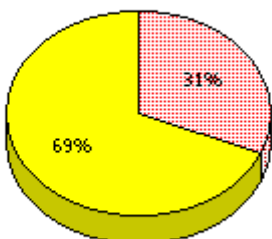
2010
AGR (28)



2009
AGR (17)



2008
AGR (35)



Unknown



Not Yet Meeting (1 or 2)



Meeting or Exceeding (3,4,5)

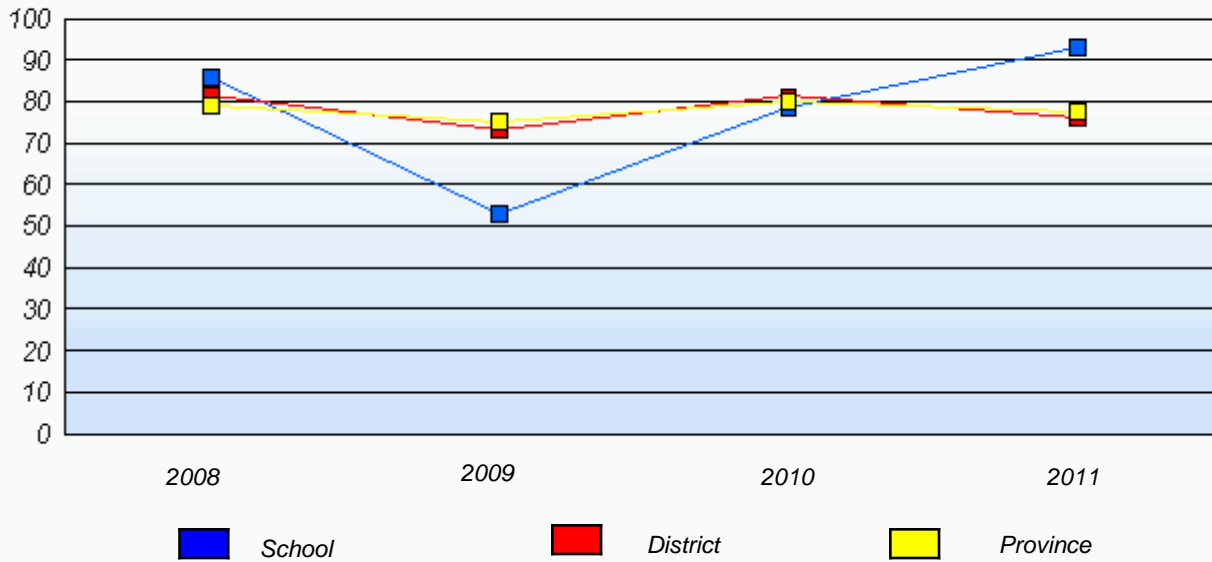
* In some cases, CRT numbers may exceed AGR numbers based on late enrolments. Pie chart is based on the number of students who wrote the CRT.

* Reading score is composite of Information and Poetry.

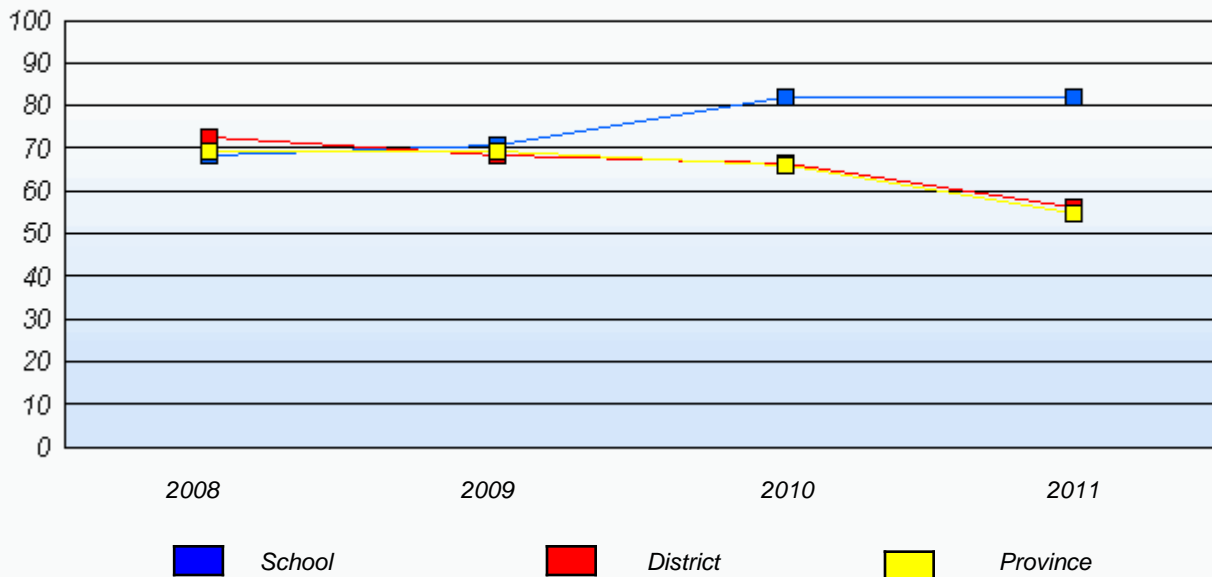
District 4 - Eastern

School #: 924 Tricentia Academy

Demand Writing
 Percentage of students at level 3 or above (2008 - 2011)



Reading
 Percentage of students at level 3 or above (2008 - 2011)



* In some cases, CRT numbers may exceed AGR numbers based on late enrolments. Pie chart is based on the number of students who wrote the CRT.

* Reading score is composite of Information and Poetry.