

District 2 - Western

School #: 022 William Gillett Academy

Demand Writing

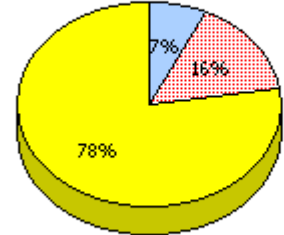
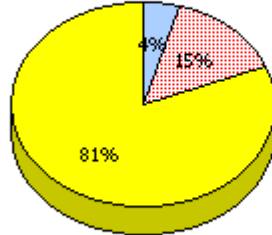
School
School data with 5 or fewer students
withheld for reasons of confidentiality.

District

Province

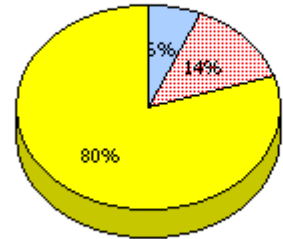
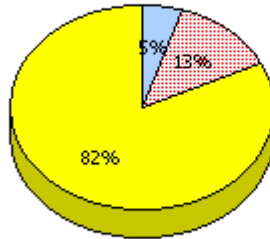
2011

Apr 30,
2011 (4)



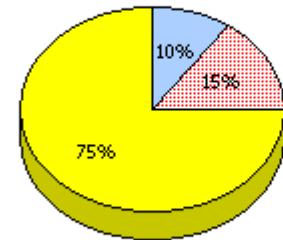
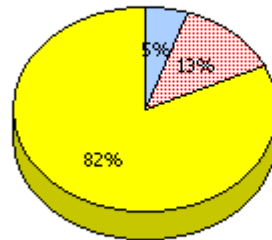
2010

AGR (11)



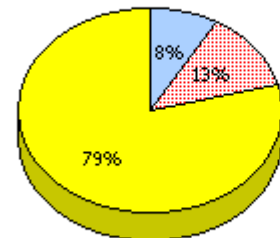
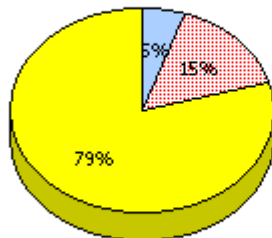
2009

AGR (6)



2008

AGR (6)



Unknown



Not Yet Meeting (1 or 2)



Meeting or Exceeding (3,4,5)

* In some cases, CRT numbers may exceed AGR numbers based on late enrolments. Pie chart is based on the number of students who wrote the CRT.

* Reading score is composite of Information and Poetry.

District 2 - Western

School #: 022 William Gillett Academy

School

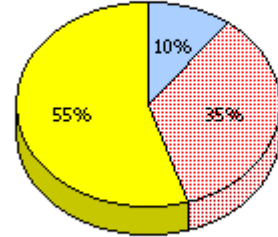
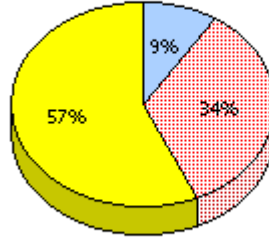
School data with 5 or fewer students withheld for reasons of confidentiality.

Reading

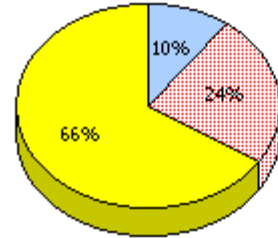
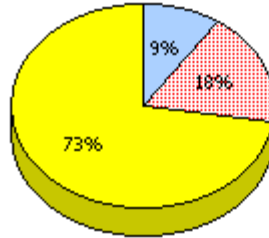
District

Province

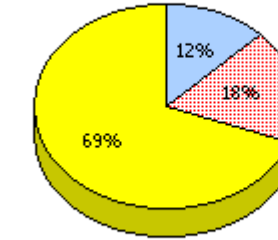
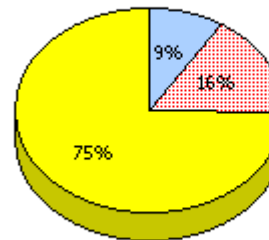
2011
Apr 30,
2011 (4)



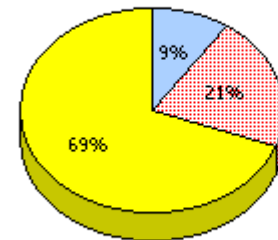
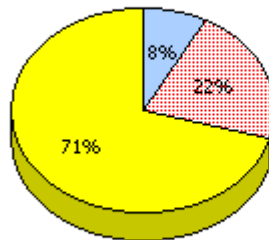
2010
AGR (11)



2009
AGR (6)



2008
AGR (6)



Unknown



Not Yet Meeting (1 or 2)



Meeting or Exceeding (3,4,5)

* In some cases, CRT numbers may exceed AGR numbers based on late enrolments. Pie chart is based on the number of students who wrote the CRT.

* Reading score is composite of Information and Poetry.

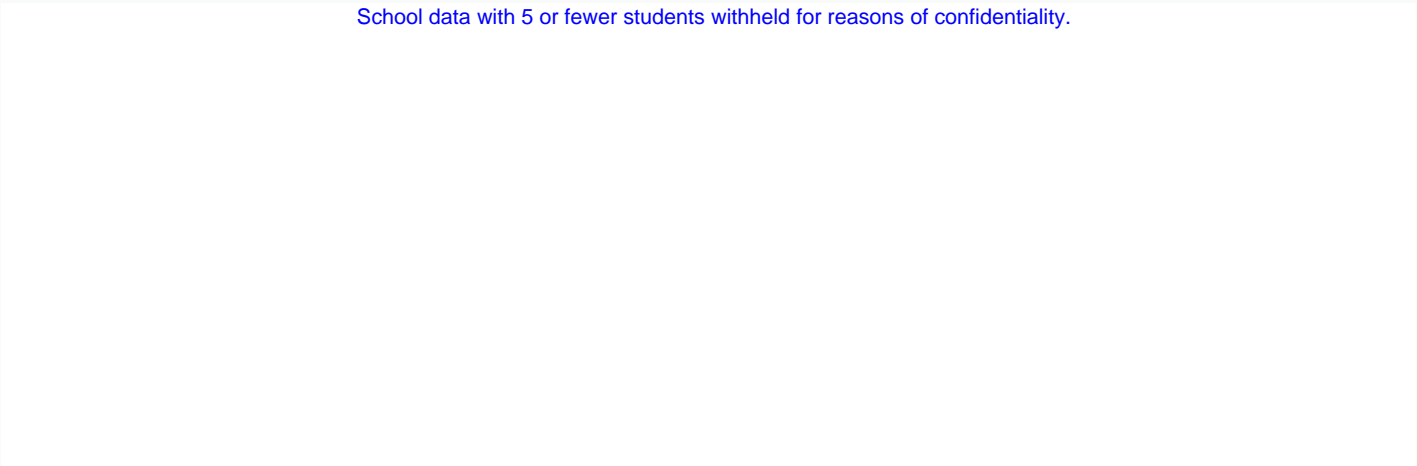
District 2 - Western

School #: 022 William Gillett Academy

Demand Writing

Percentage of students at level 3 or above (2008 - 2011)

School data with 5 or fewer students withheld for reasons of confidentiality.



2008

2009

2010

2011



School



District

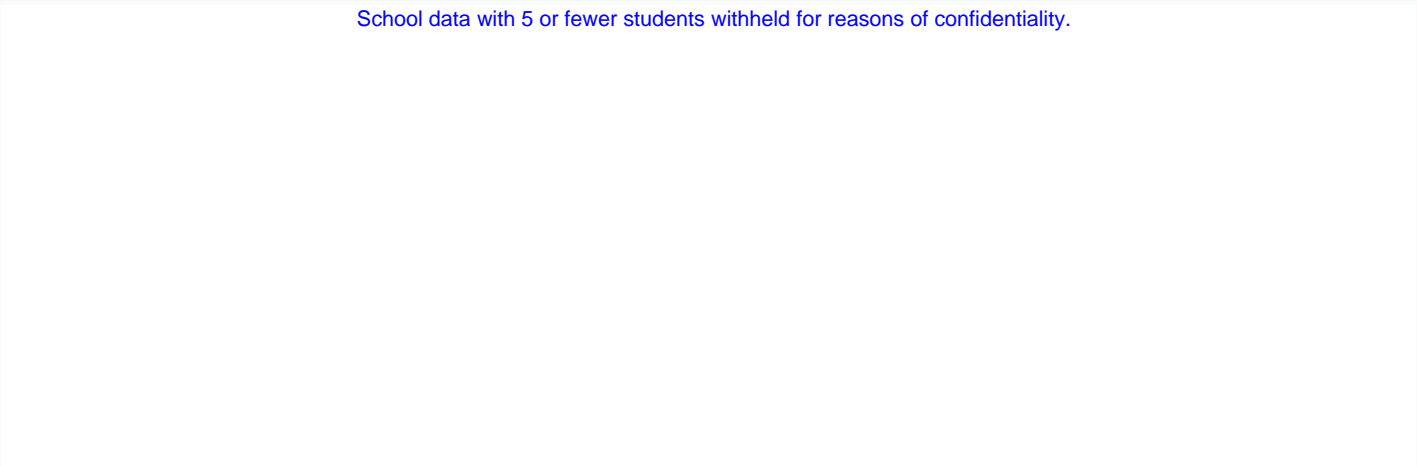


Province

Reading

Percentage of students at level 3 or above (2008 - 2011)

School data with 5 or fewer students withheld for reasons of confidentiality.



2008

2009

2010

2011



School



District



Province

* In some cases, CRT numbers may exceed AGR numbers based on late enrolments. Pie chart is based on the number of students who wrote the CRT.

* Reading score is composite of Information and Poetry.

District 2 - Western

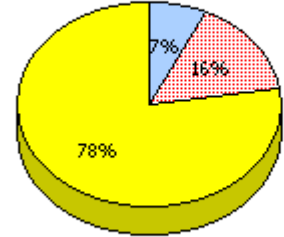
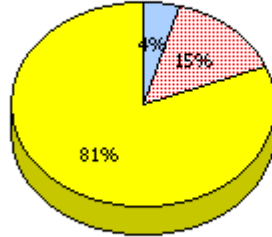
School #: 023 Sacred Heart AG

Demand Writing

School
School data with 5 or fewer students
withheld for reasons of confidentiality.

District

Province

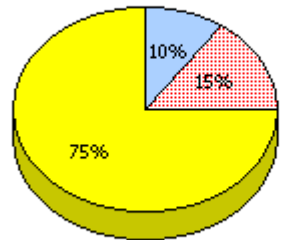
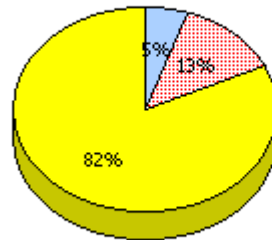


2011

Apr 30,
2011 (1)

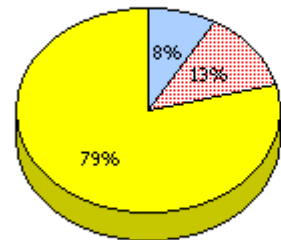
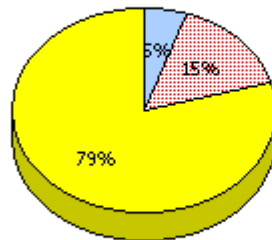
2010

AGR (0)



2009

AGR (5)



2008

AGR (3)

Unknown

Not Yet Meeting (1 or 2)

Meeting or Exceeding (3,4,5)

* In some cases, CRT numbers may exceed AGR numbers based on late enrolments. Pie chart is based on the number of students who wrote the CRT.

* Reading score is composite of Information and Poetry.

District 2 - Western

School #: 023 Sacred Heart AG

School

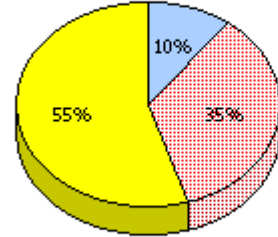
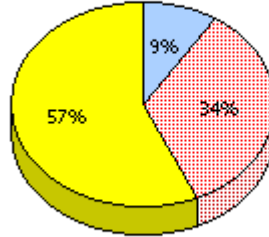
School data with 5 or fewer students withheld for reasons of confidentiality.

Reading

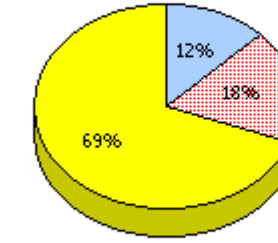
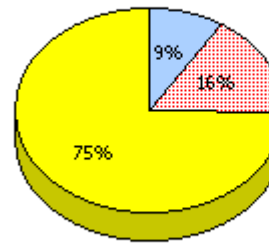
District

Province

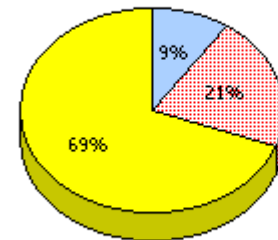
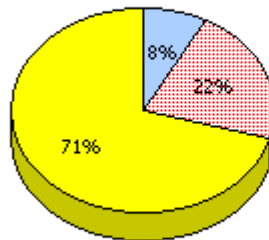
2011
Apr 30,
2011 (1)



2010
AGR (0)



2009
AGR (5)



2008
AGR (3)



Unknown



Not Yet Meeting (1 or 2)



Meeting or Exceeding (3,4,5)

* In some cases, CRT numbers may exceed AGR numbers based on late enrolments. Pie chart is based on the number of students who wrote the CRT.

* Reading score is composite of Information and Poetry.

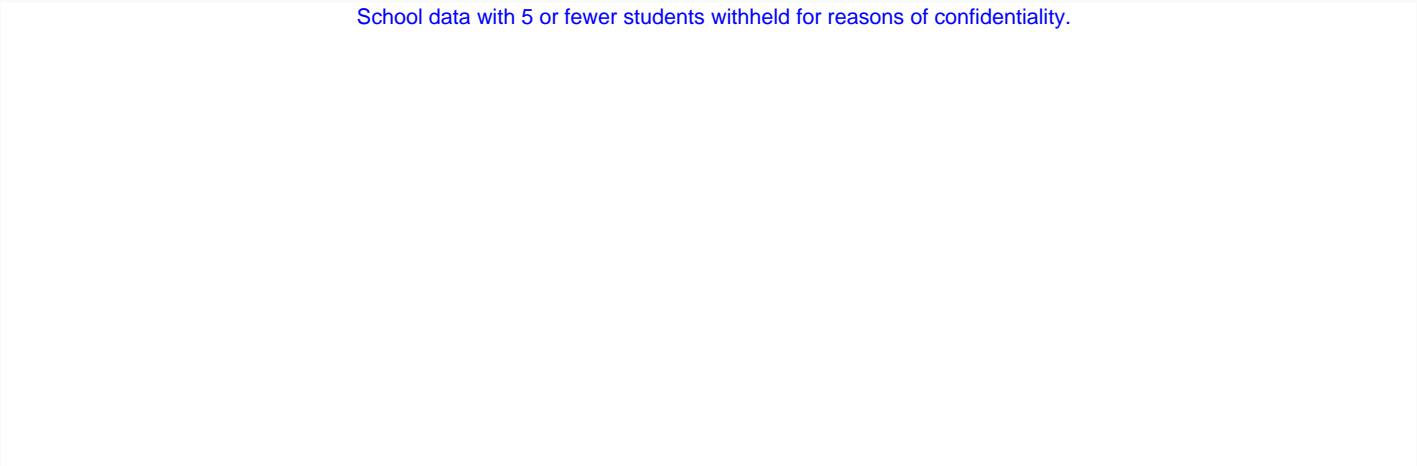
District 2 - Western

School #: 023 Sacred Heart AG

Demand Writing

Percentage of students at level 3 or above (2008 - 2011)

School data with 5 or fewer students withheld for reasons of confidentiality.

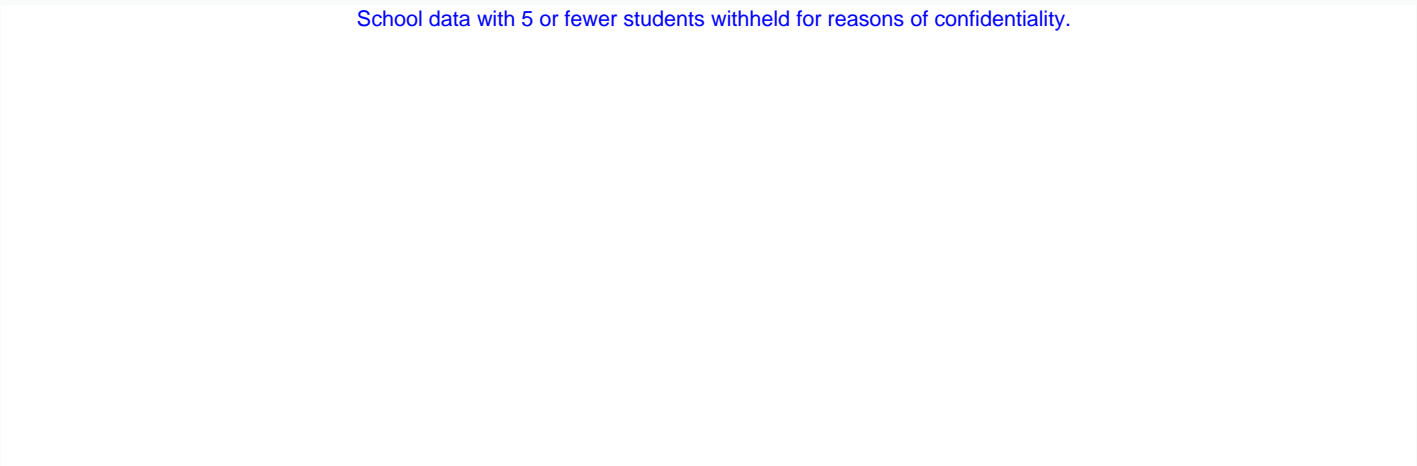


2008 2009 2010 2011
 School
 District
 Province

Reading

Percentage of students at level 3 or above (2008 - 2011)

School data with 5 or fewer students withheld for reasons of confidentiality.



2008 2009 2010 2011
 School
 District
 Province

* In some cases, CRT numbers may exceed AGR numbers based on late enrolments. Pie chart is based on the number of students who wrote the CRT.

* Reading score is composite of Information and Poetry.

District 2 - Western

School #: 024 James Cook Memorial

Demand Writing

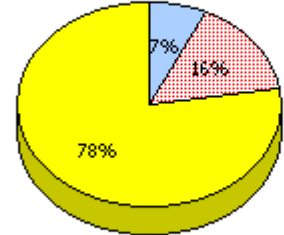
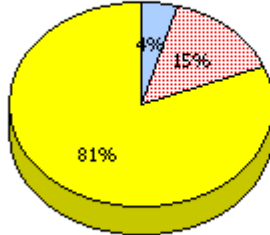
School
School data with 5 or fewer students
withheld for reasons of confidentiality.

District

Province

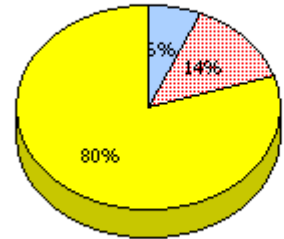
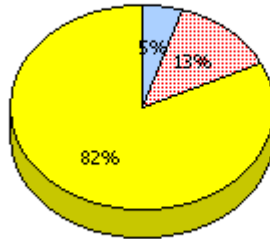
2011

Apr 30,
2011 (4)



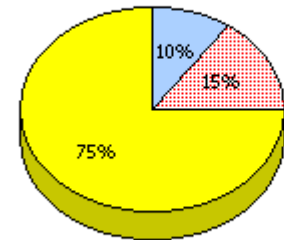
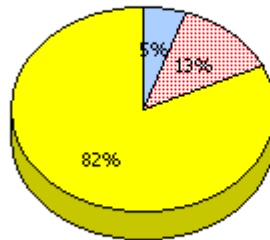
2010

AGR (2)



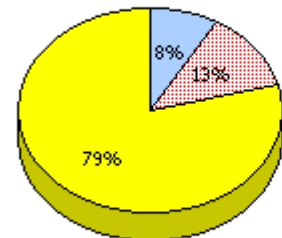
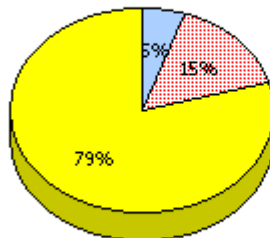
2009

AGR (1)



2008

AGR (5)



Unknown



Not Yet Meeting (1 or 2)



Meeting or Exceeding (3,4,5)

* In some cases, CRT numbers may exceed AGR numbers based on late enrolments. Pie chart is based on the number of students who wrote the CRT.

* Reading score is composite of Information and Poetry.

District 2 - Western

School #: 024 James Cook Memorial

School

School data with 5 or fewer students withheld for reasons of confidentiality.

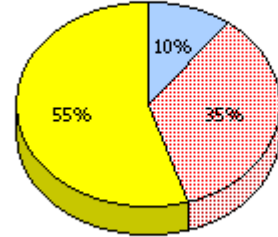
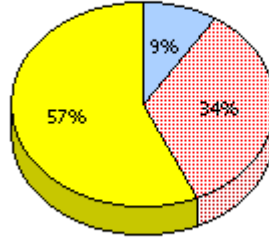
Reading

District

Province

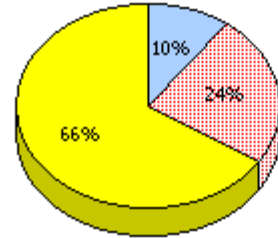
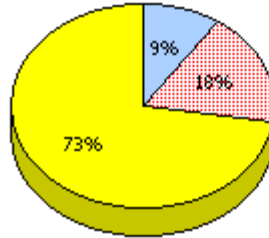
2011

Apr 30, 2011 (4)



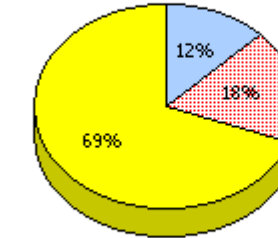
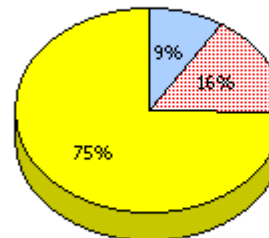
2010

AGR (2)



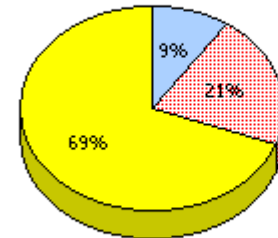
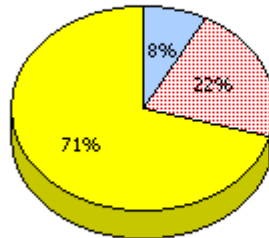
2009

AGR (1)



2008

AGR (5)



Unknown



Not Yet Meeting (1 or 2)



Meeting or Exceeding (3,4,5)

* In some cases, CRT numbers may exceed AGR numbers based on late enrolments. Pie chart is based on the number of students who wrote the CRT.

* Reading score is composite of Information and Poetry.

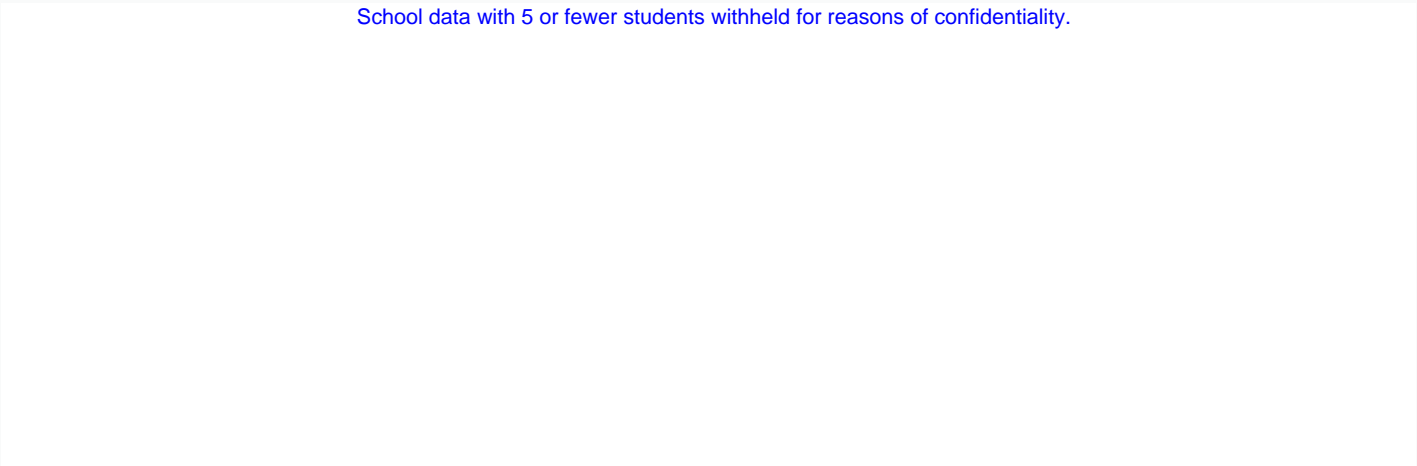
District 2 - Western

School #: 024 James Cook Memorial

Demand Writing

Percentage of students at level 3 or above (2008 - 2011)

School data with 5 or fewer students withheld for reasons of confidentiality.

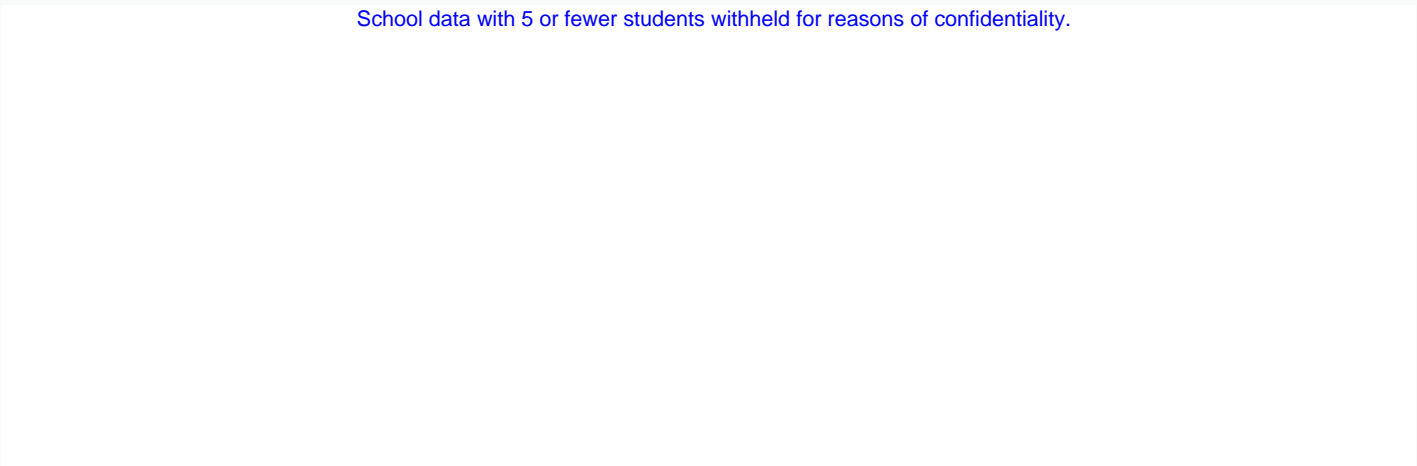


2008 2009 2010 2011
 School
 District
 Province

Reading

Percentage of students at level 3 or above (2008 - 2011)

School data with 5 or fewer students withheld for reasons of confidentiality.



2008 2009 2010 2011
 School
 District
 Province

* In some cases, CRT numbers may exceed AGR numbers based on late enrolments. Pie chart is based on the number of students who wrote the CRT.

* Reading score is composite of Information and Poetry.

District 2 - Western

School #: 026 H.G. Fillier Academy

Demand Writing

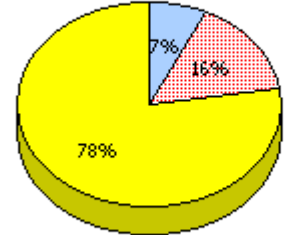
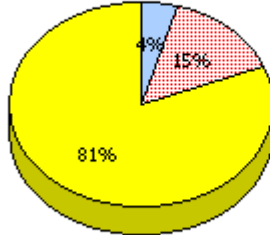
School
School data with 5 or fewer students
withheld for reasons of confidentiality.

District

Province

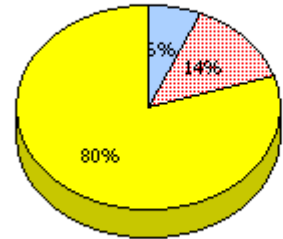
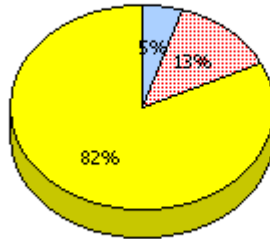
2011

Apr 30,
2011 (3)



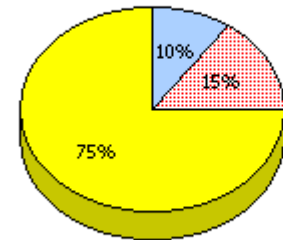
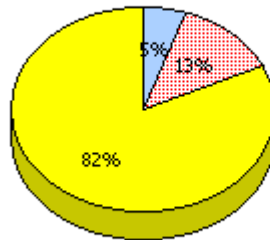
2010

AGR (7)



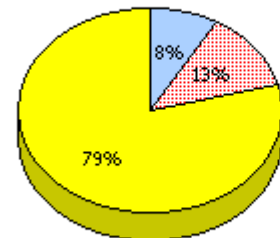
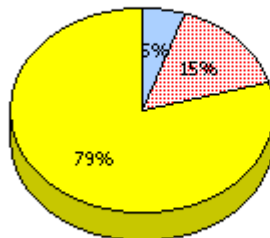
2009

AGR (7)



2008

AGR (9)



Unknown



Not Yet Meeting (1 or 2)



Meeting or Exceeding (3,4,5)

* In some cases, CRT numbers may exceed AGR numbers based on late enrolments. Pie chart is based on the number of students who wrote the CRT.

* Reading score is composite of Information and Poetry.

District 2 - Western

School #: 026 H.G. Fillier Academy

School

School data with 5 or fewer students withheld for reasons of confidentiality.

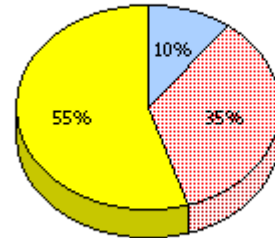
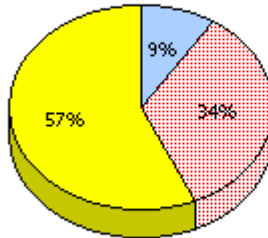
Reading

District

Province

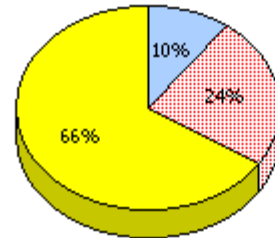
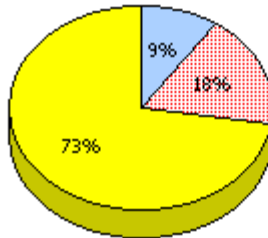
2011

Apr 30,
2011 (3)



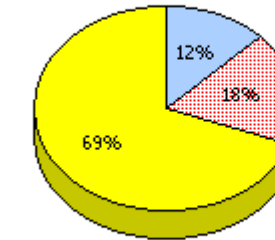
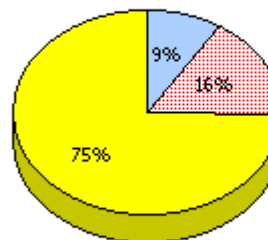
2010

AGR (7)



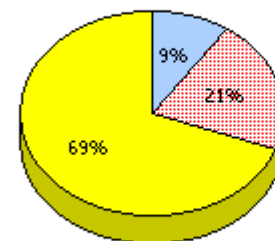
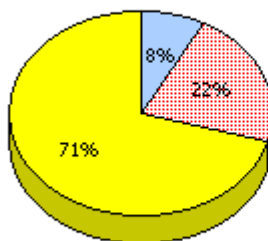
2009

AGR (7)



2008

AGR (9)



Unknown



Not Yet Meeting (1 or 2)



Meeting or Exceeding (3,4,5)

* In some cases, CRT numbers may exceed AGR numbers based on late enrolments. Pie chart is based on the number of students who wrote the CRT.

* Reading score is composite of Information and Poetry.

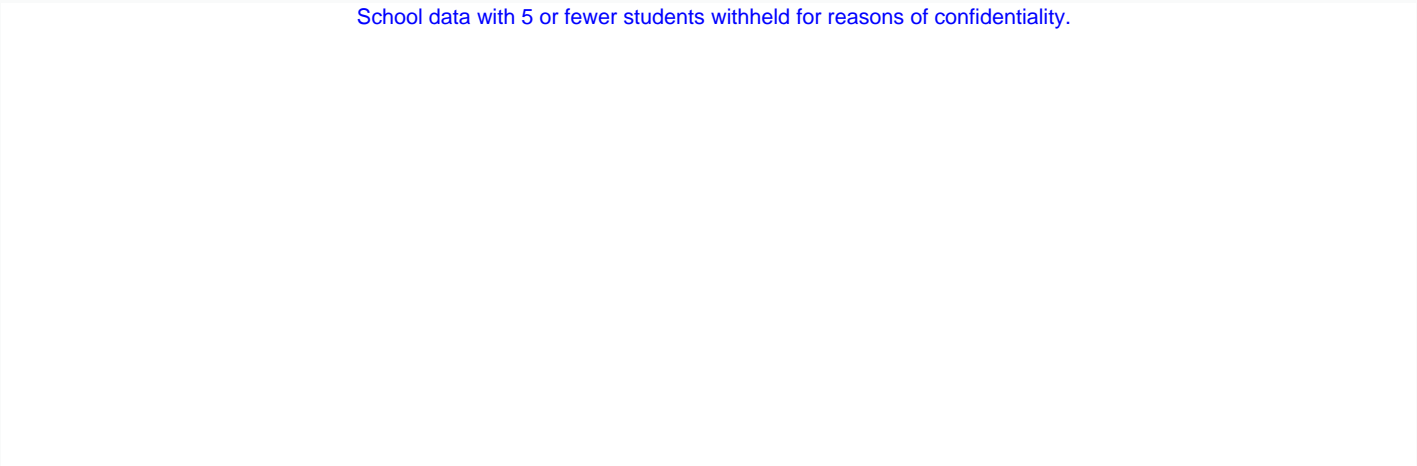
District 2 - Western

School #: 026 H.G. Fillier Academy

Demand Writing

Percentage of students at level 3 or above (2008 - 2011)

School data with 5 or fewer students withheld for reasons of confidentiality.

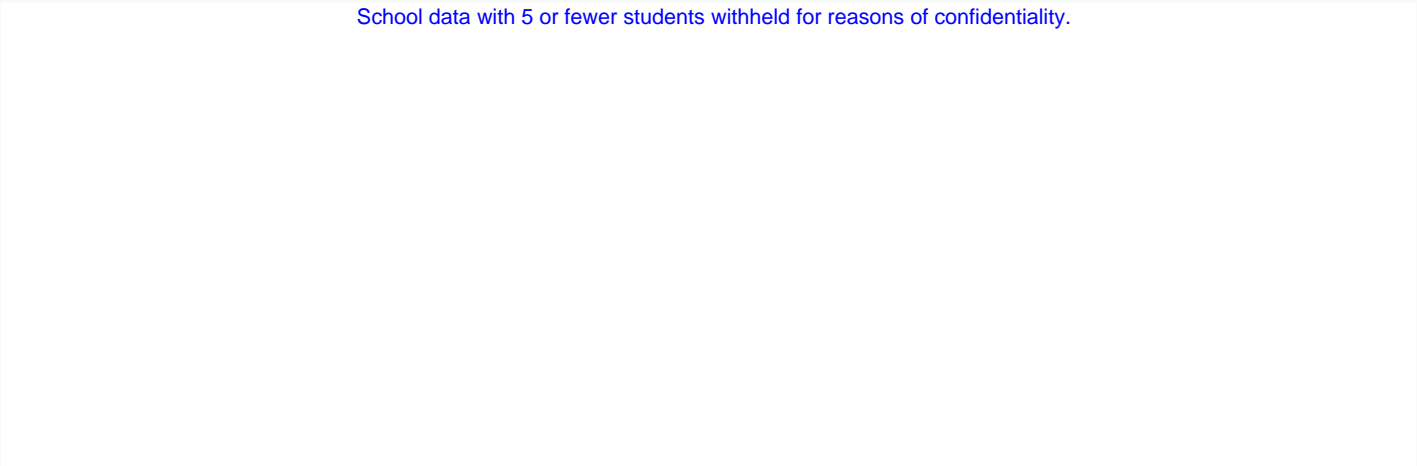


2008 2009 2010 2011
 School
 District
 Province

Reading

Percentage of students at level 3 or above (2008 - 2011)

School data with 5 or fewer students withheld for reasons of confidentiality.



2008 2009 2010 2011
 School
 District
 Province

* In some cases, CRT numbers may exceed AGR numbers based on late enrolments. Pie chart is based on the number of students who wrote the CRT.

* Reading score is composite of Information and Poetry.

District 2 - Western

School #: 027 Canon Richards Memorial Academy

Demand Writing

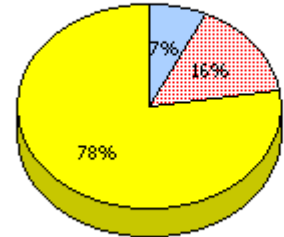
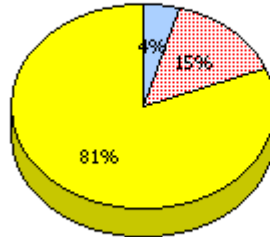
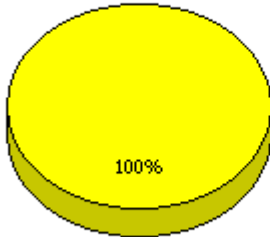
School

District

Province

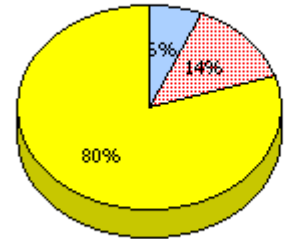
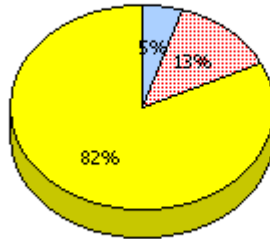
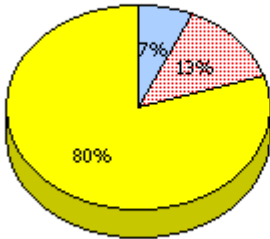
2011

Apr 30,
2011 (9)



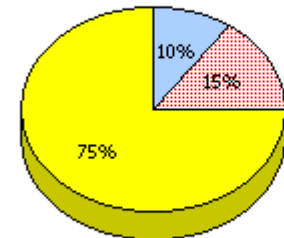
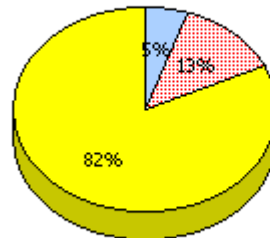
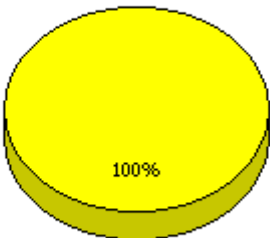
2010

AGR (15)



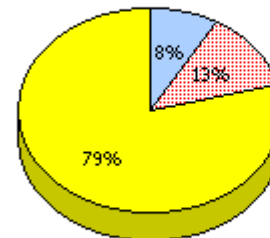
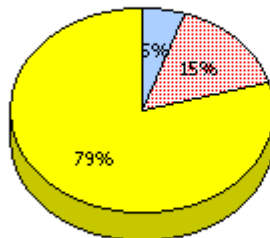
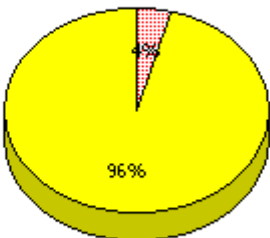
2009

AGR (16)



2008

AGR (24)



Unknown



Not Yet Meeting (1 or 2)



Meeting or Exceeding (3,4,5)

* In some cases, CRT numbers may exceed AGR numbers based on late enrolments. Pie chart is based on the number of students who wrote the CRT.

* Reading score is composite of Information and Poetry.

District 2 - Western

School #: 027 Canon Richards Memorial Academy

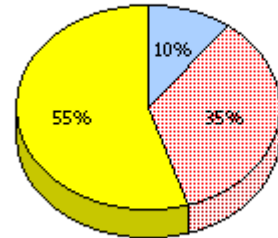
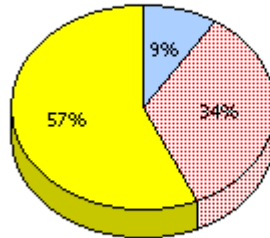
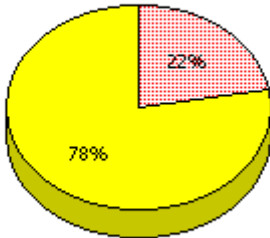
Reading

School

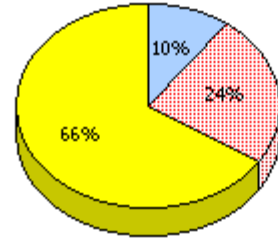
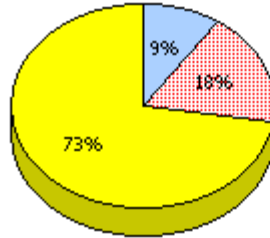
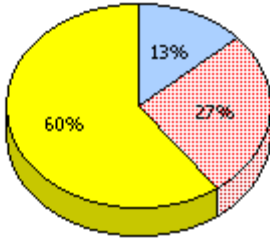
District

Province

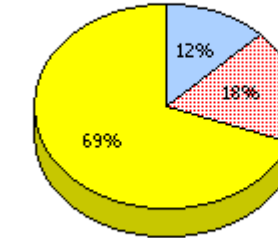
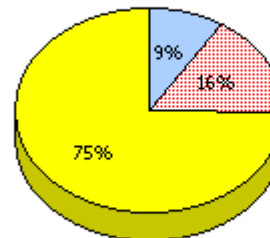
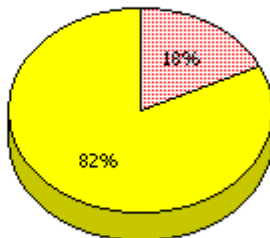
2011
Apr 30,
2011 (9)



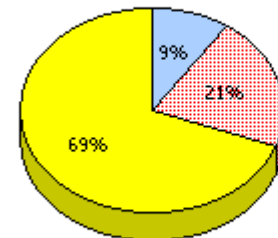
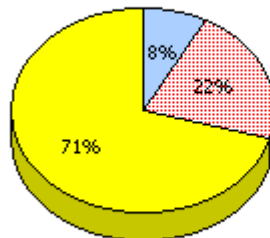
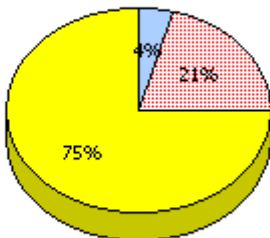
2010
AGR (15)



2009
AGR (16)



2008
AGR (24)



Unknown



Not Yet Meeting (1 or 2)



Meeting or Exceeding (3,4,5)

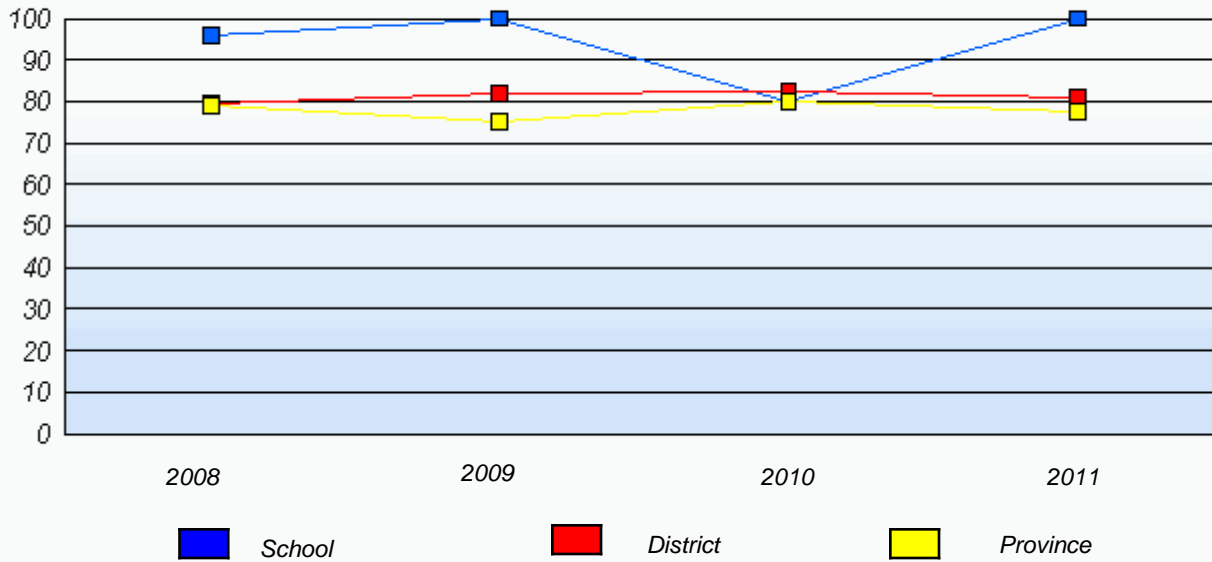
* In some cases, CRT numbers may exceed AGR numbers based on late enrolments. Pie chart is based on the number of students who wrote the CRT.

* Reading score is composite of Information and Poetry.

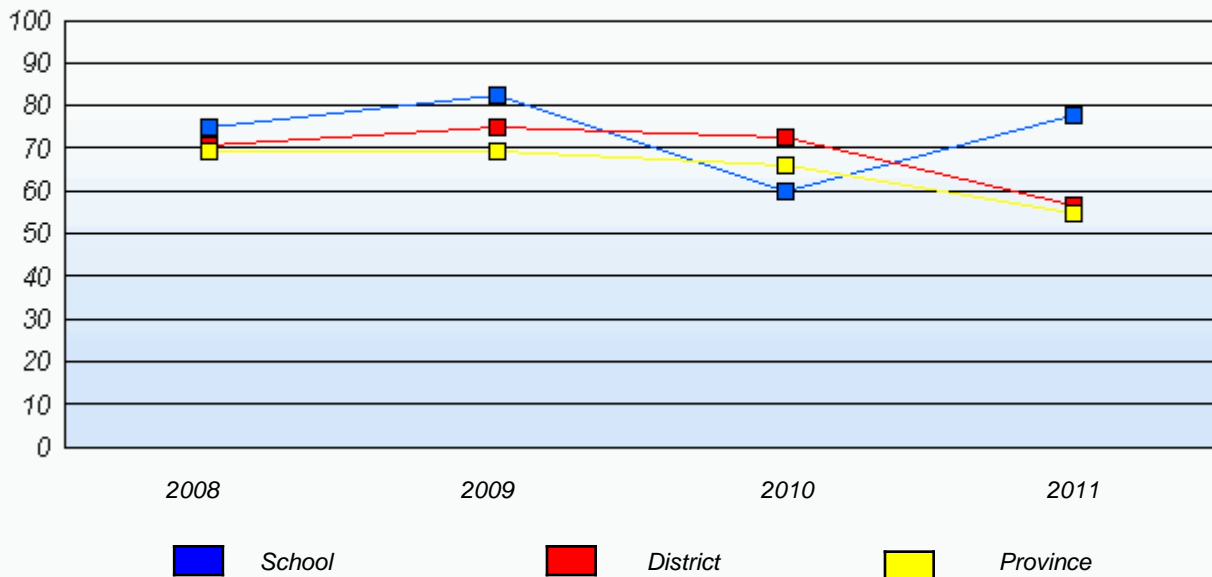
District 2 - Western

School #: 027 Canon Richards Memorial Academy

Demand Writing
 Percentage of students at level 3 or above (2008 - 2011)



Reading
 Percentage of students at level 3 or above (2008 - 2011)



* In some cases, CRT numbers may exceed AGR numbers based on late enrolments. Pie chart is based on the number of students who wrote the CRT.

* Reading score is composite of Information and Poetry.

District 2 - Western

School #: 039 Mary Simms All-Grade

Demand Writing

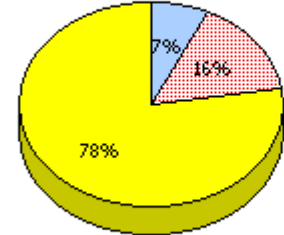
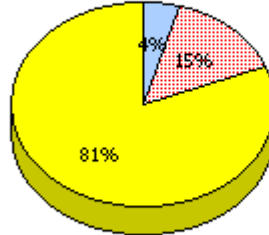
School
School data with 5 or fewer students
withheld for reasons of confidentiality.

District

Province

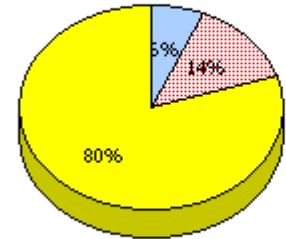
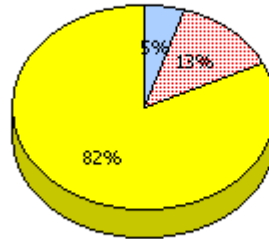
2011

Apr 30,
2011 (5)



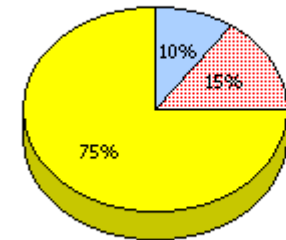
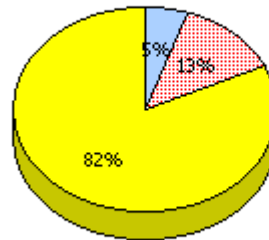
2010

AGR (3)



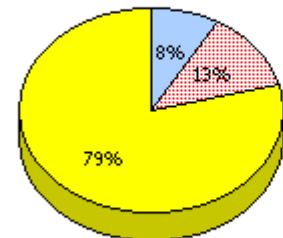
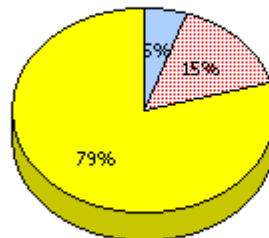
2009

AGR (2)



2008

AGR (4)



Unknown



Not Yet Meeting (1 or 2)



Meeting or Exceeding (3,4,5)

* In some cases, CRT numbers may exceed AGR numbers based on late enrolments. Pie chart is based on the number of students who wrote the CRT.

* Reading score is composite of Information and Poetry.

District 2 - Western

School #: 039 Mary Simms All-Grade

School

School data with 5 or fewer students withheld for reasons of confidentiality.

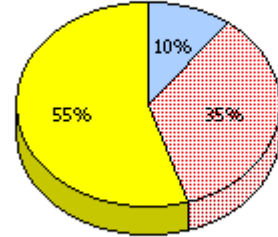
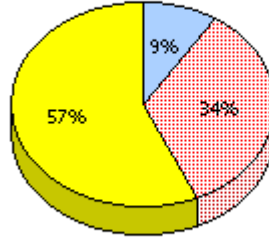
Reading

District

Province

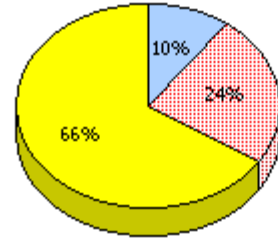
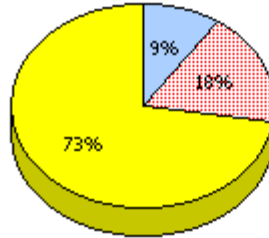
2011

Apr 30,
2011 (5)



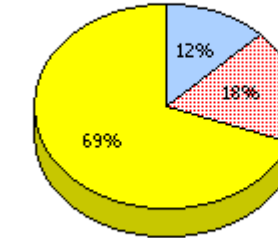
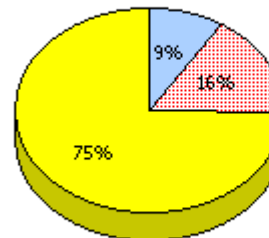
2010

AGR (3)



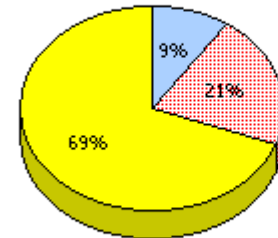
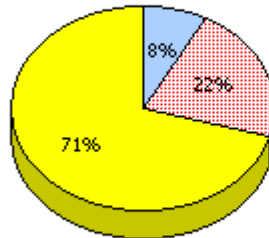
2009

AGR (2)



2008

AGR (4)



Unknown



Not Yet Meeting (1 or 2)



Meeting or Exceeding (3,4,5)

* In some cases, CRT numbers may exceed AGR numbers based on late enrolments. Pie chart is based on the number of students who wrote the CRT.

* Reading score is composite of Information and Poetry.

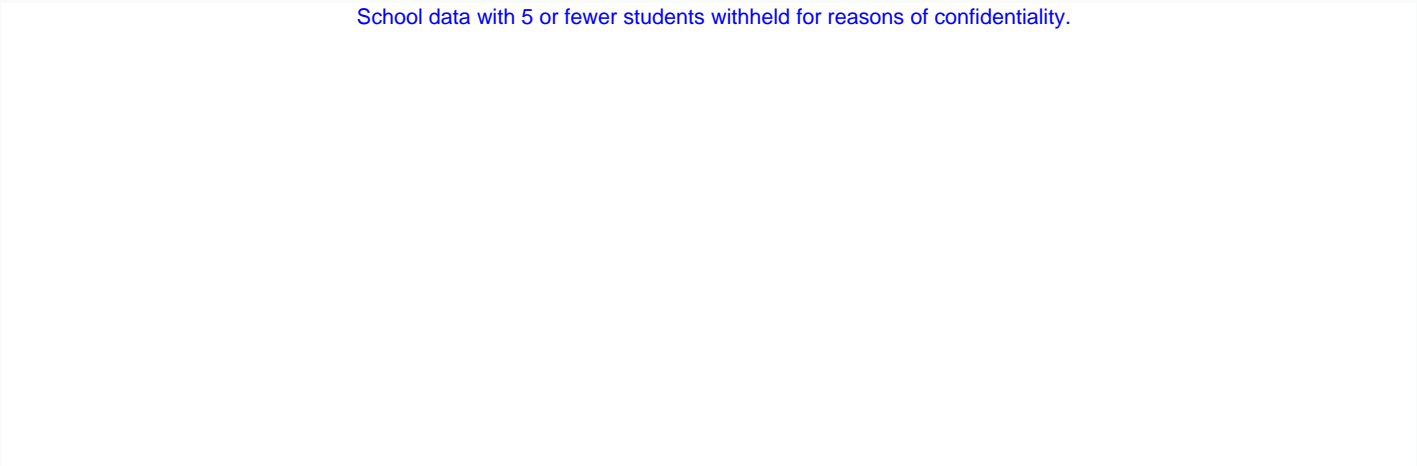
District 2 - Western

School #: 039 Mary Simms All-Grade

Demand Writing

Percentage of students at level 3 or above (2008 - 2011)

School data with 5 or fewer students withheld for reasons of confidentiality.

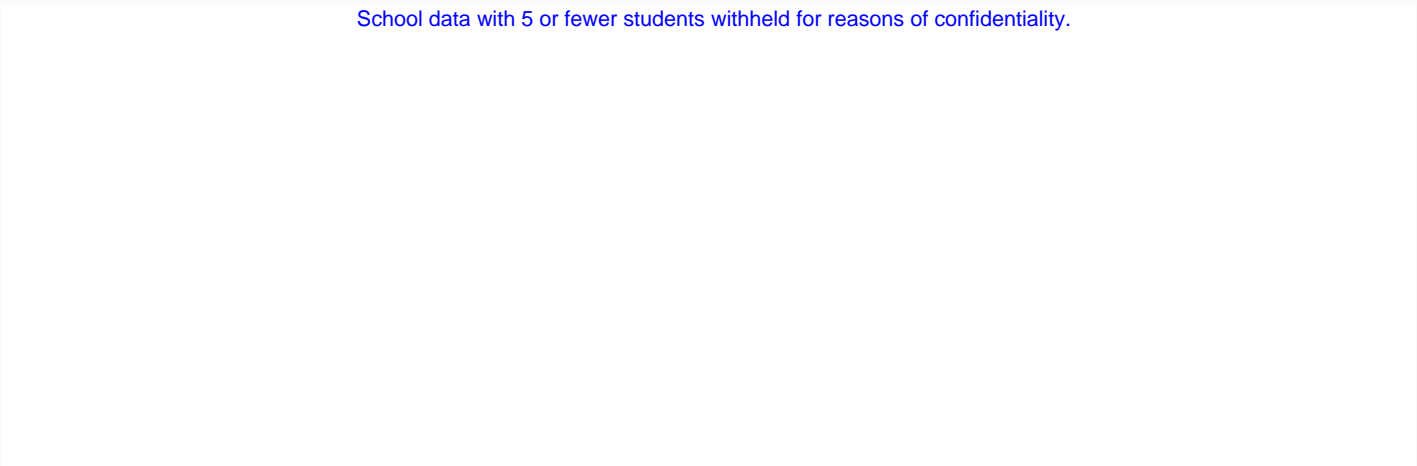


2008 2009 2010 2011
 School
 District
 Province

Reading

Percentage of students at level 3 or above (2008 - 2011)

School data with 5 or fewer students withheld for reasons of confidentiality.



2008 2009 2010 2011
 School
 District
 Province

* In some cases, CRT numbers may exceed AGR numbers based on late enrolments. Pie chart is based on the number of students who wrote the CRT.

* Reading score is composite of Information and Poetry.

District 2 - Western

School #: 040 St. Mary's AG

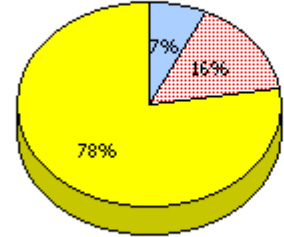
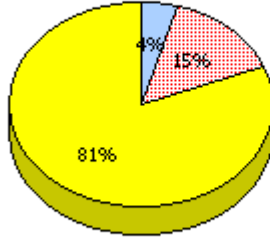
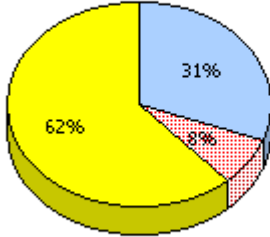
Demand Writing

School

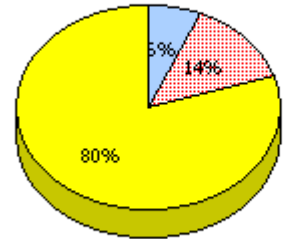
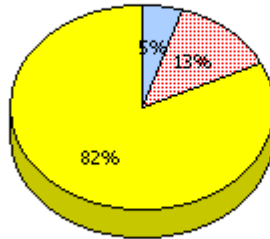
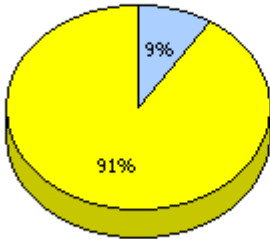
District

Province

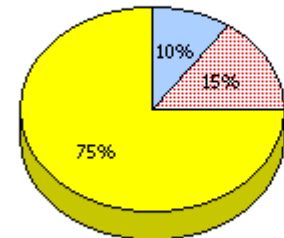
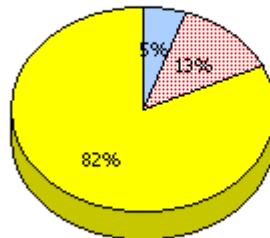
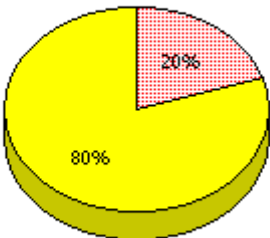
2011
Apr 30,
2011 (13)



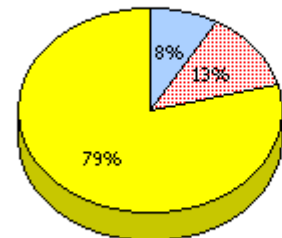
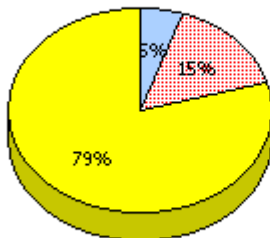
2010
AGR (11)



2009
AGR (10)



2008
AGR (5)



* In some cases, CRT numbers may exceed AGR numbers based on late enrolments. Pie chart is based on the number of students who wrote the CRT.

* Reading score is composite of Information and Poetry.

District 2 - Western

School #: 040 St. Mary's AG

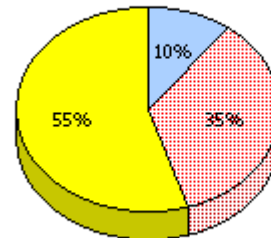
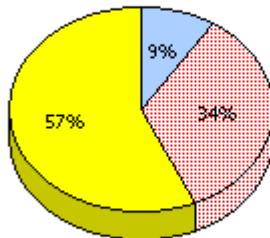
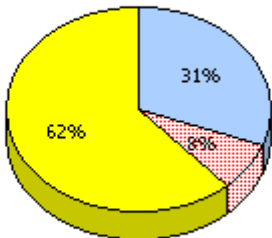
Reading

School

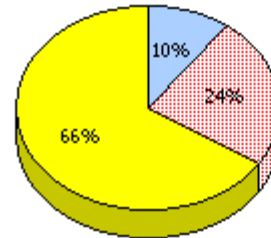
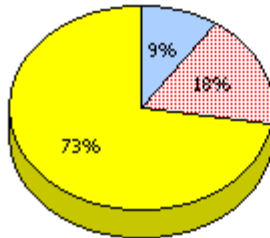
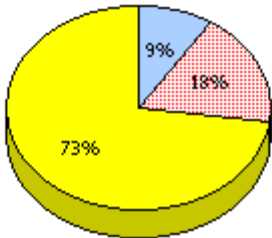
District

Province

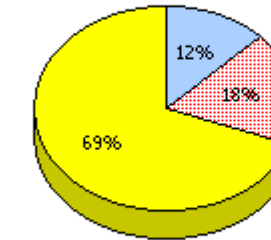
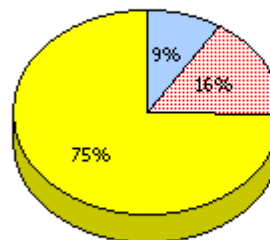
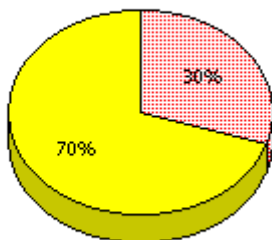
2011
Apr 30,
2011 (13)



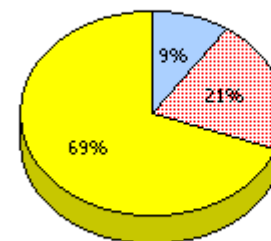
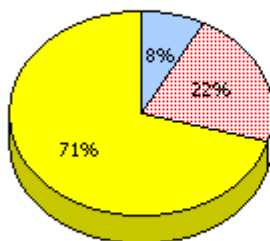
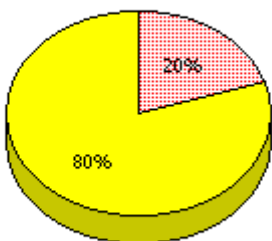
2010
AGR (11)



2009
AGR (10)



2008
AGR (5)



Unknown



Not Yet Meeting (1 or 2)



Meeting or Exceeding (3,4,5)

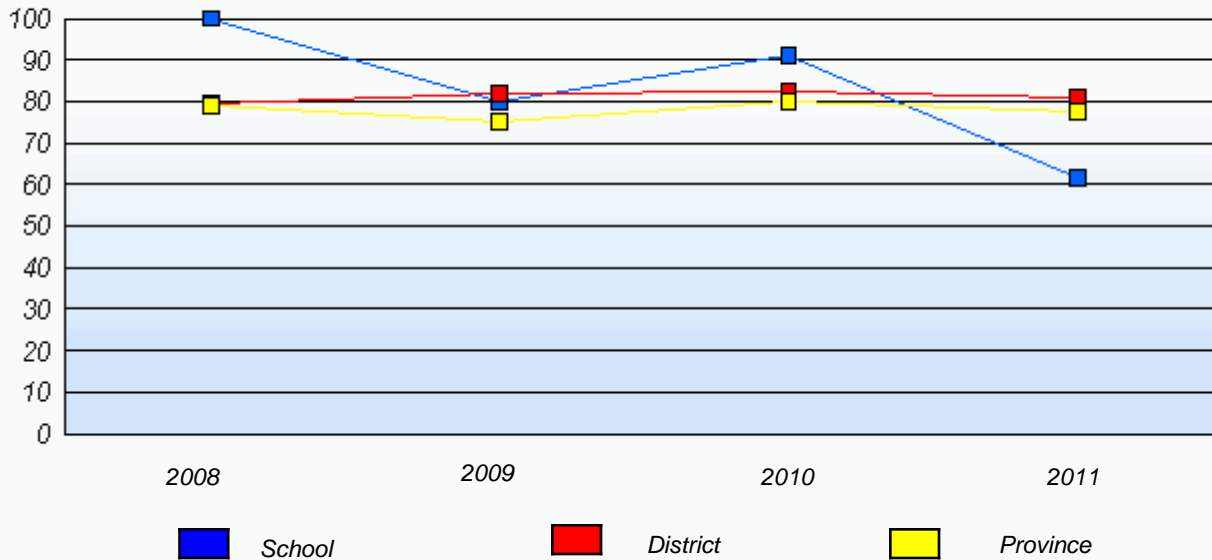
* In some cases, CRT numbers may exceed AGR numbers based on late enrolments. Pie chart is based on the number of students who wrote the CRT.

* Reading score is composite of Information and Poetry.

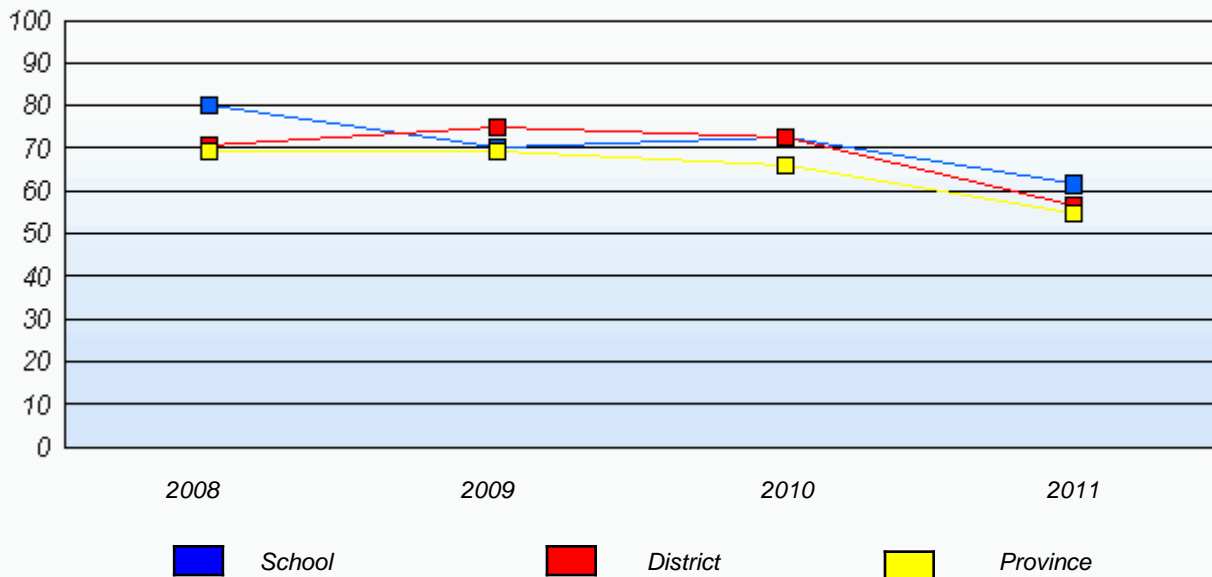
District 2 - Western

School #: 040 St. Mary's AG

Demand Writing
 Percentage of students at level 3 or above (2008 - 2011)



Reading
 Percentage of students at level 3 or above (2008 - 2011)



* In some cases, CRT numbers may exceed AGR numbers based on late enrolments. Pie chart is based on the number of students who wrote the CRT.

* Reading score is composite of Information and Poetry.

District 2 - Western

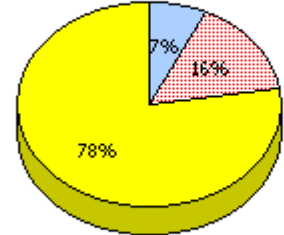
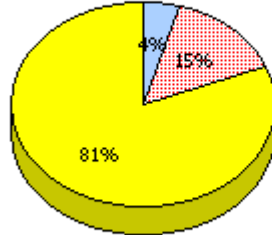
School #: 041 Raymond Ward Memorial

Demand Writing

School
School data with 5 or fewer students
withheld for reasons of confidentiality.

District

Province

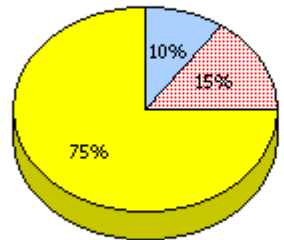
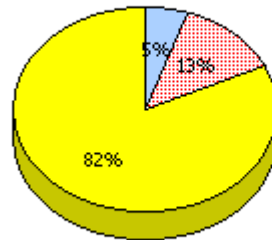


2011

Apr 30,
2011 (4)

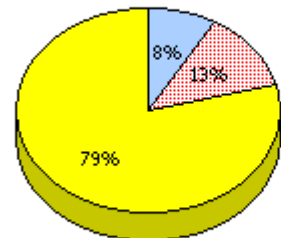
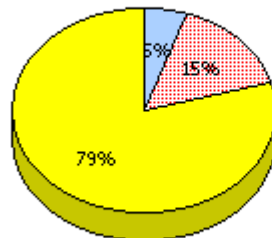
2010

AGR (0)



2009

AGR (1)



2008

AGR (1)



Unknown



Not Yet Meeting (1 or 2)



Meeting or Exceeding (3,4,5)

* In some cases, CRT numbers may exceed AGR numbers based on late enrolments. Pie chart is based on the number of students who wrote the CRT.

* Reading score is composite of Information and Poetry.

District 2 - Western

School #: 041 Raymond Ward Memorial

School

School data with 5 or fewer students withheld for reasons of confidentiality.

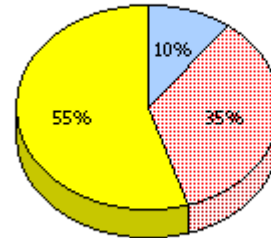
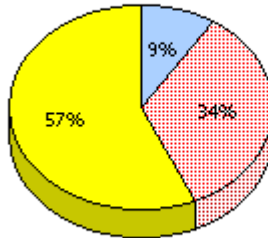
Reading

District

Province

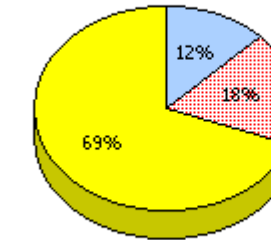
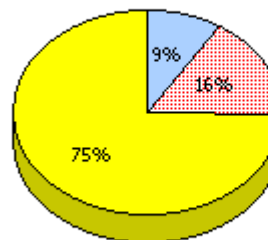
2011

Apr 30, 2011 (4)



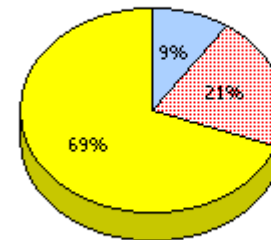
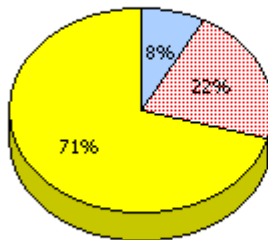
2010

AGR (0)



2009

AGR (1)



2008

AGR (1)



Unknown



Not Yet Meeting (1 or 2)



Meeting or Exceeding (3,4,5)

* In some cases, CRT numbers may exceed AGR numbers based on late enrolments. Pie chart is based on the number of students who wrote the CRT.

* Reading score is composite of Information and Poetry.

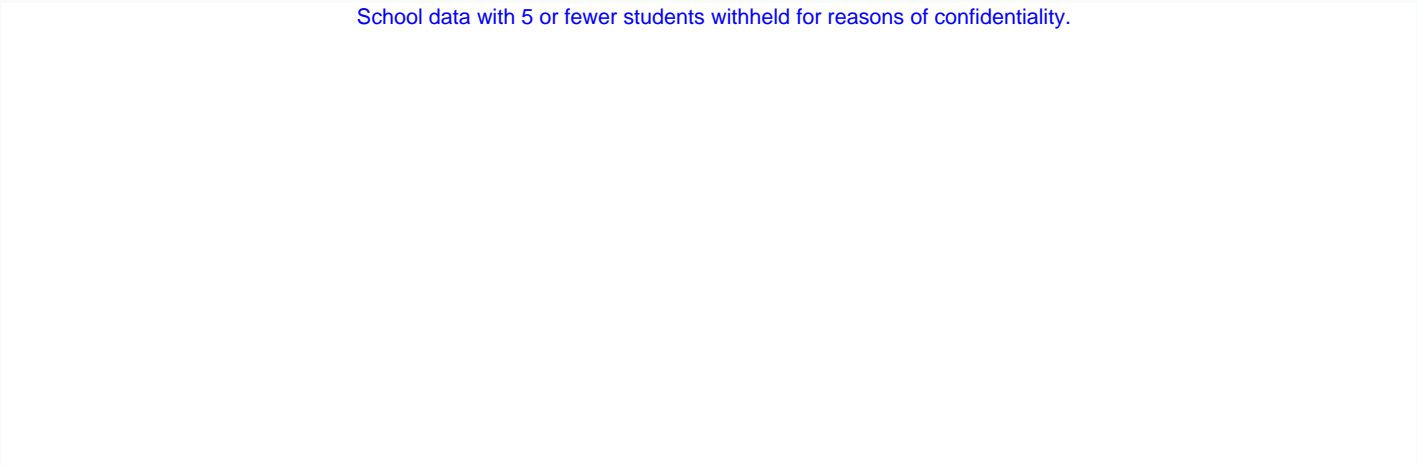
District 2 - Western

School #: 041 Raymond Ward Memorial

Demand Writing

Percentage of students at level 3 or above (2008 - 2011)

School data with 5 or fewer students withheld for reasons of confidentiality.



2008

2009

2010

2011



School



District

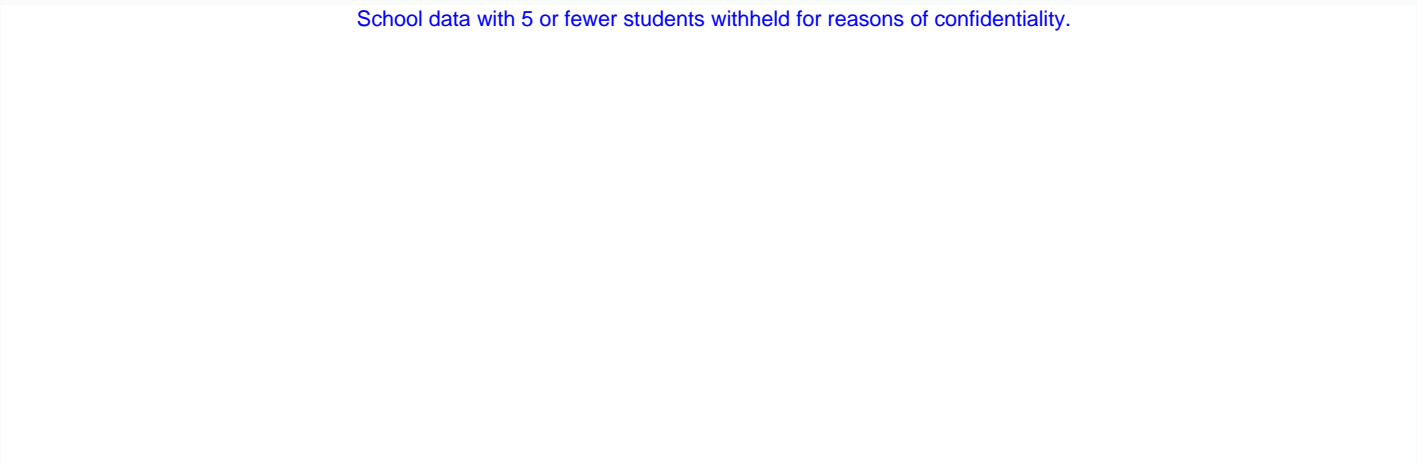


Province

Reading

Percentage of students at level 3 or above (2008 - 2011)

School data with 5 or fewer students withheld for reasons of confidentiality.



2008

2009

2010

2011



School



District



Province

* In some cases, CRT numbers may exceed AGR numbers based on late enrolments. Pie chart is based on the number of students who wrote the CRT.

* Reading score is composite of Information and Poetry.

District 2 - Western

School #: 046 D.C. Young School

Demand Writing

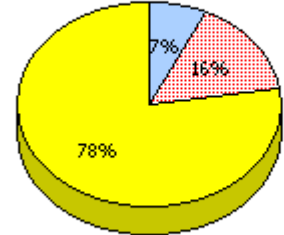
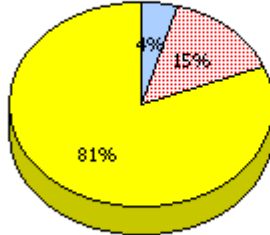
School
School data with 5 or fewer students
withheld for reasons of confidentiality.

District

Province

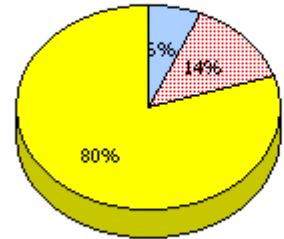
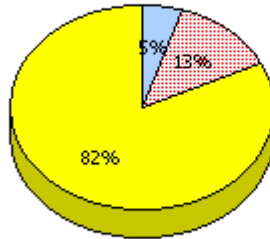
2011

Apr 30,
2011 (5)



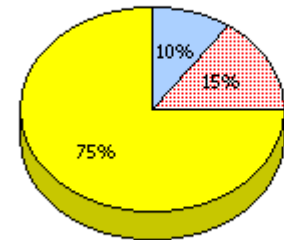
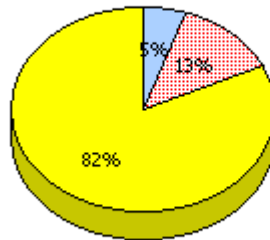
2010

AGR (8)



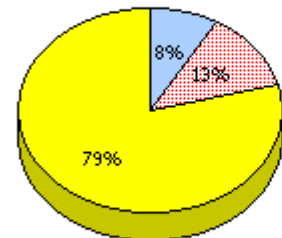
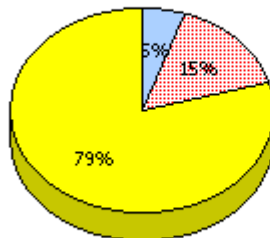
2009

AGR (8)



2008

AGR (8)



Unknown



Not Yet Meeting (1 or 2)



Meeting or Exceeding (3,4,5)

* In some cases, CRT numbers may exceed AGR numbers based on late enrolments. Pie chart is based on the number of students who wrote the CRT.

* Reading score is composite of Information and Poetry.

District 2 - Western

School #: 046 D.C. Young School

School

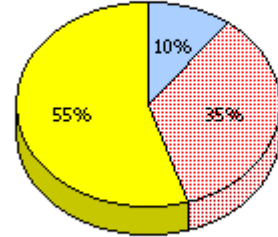
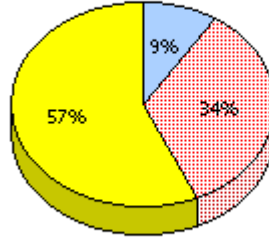
School data with 5 or fewer students withheld for reasons of confidentiality.

Reading

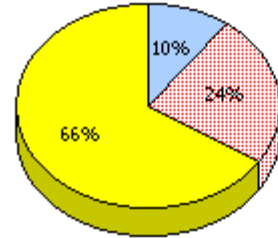
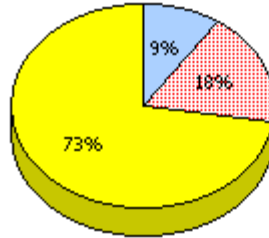
District

Province

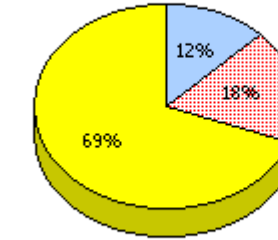
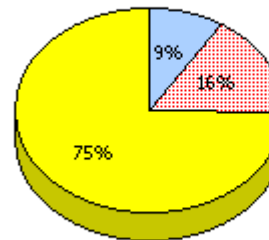
2011
Apr 30,
2011 (5)



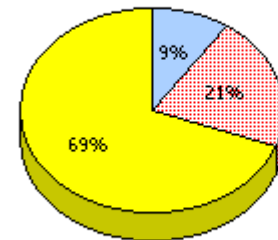
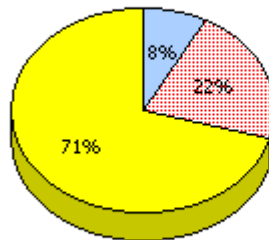
2010
AGR (8)



2009
AGR (8)



2008
AGR (8)



Unknown



Not Yet Meeting (1 or 2)



Meeting or Exceeding (3,4,5)

* In some cases, CRT numbers may exceed AGR numbers based on late enrolments. Pie chart is based on the number of students who wrote the CRT.

* Reading score is composite of Information and Poetry.

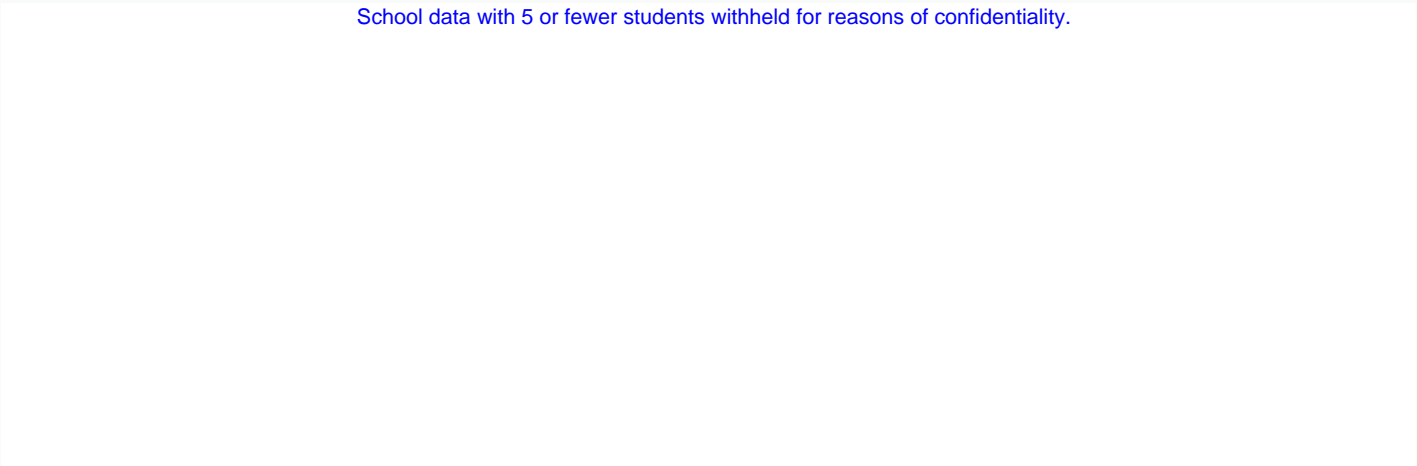
District 2 - Western

School #: 046 D.C. Young School

Demand Writing

Percentage of students at level 3 or above (2008 - 2011)

School data with 5 or fewer students withheld for reasons of confidentiality.

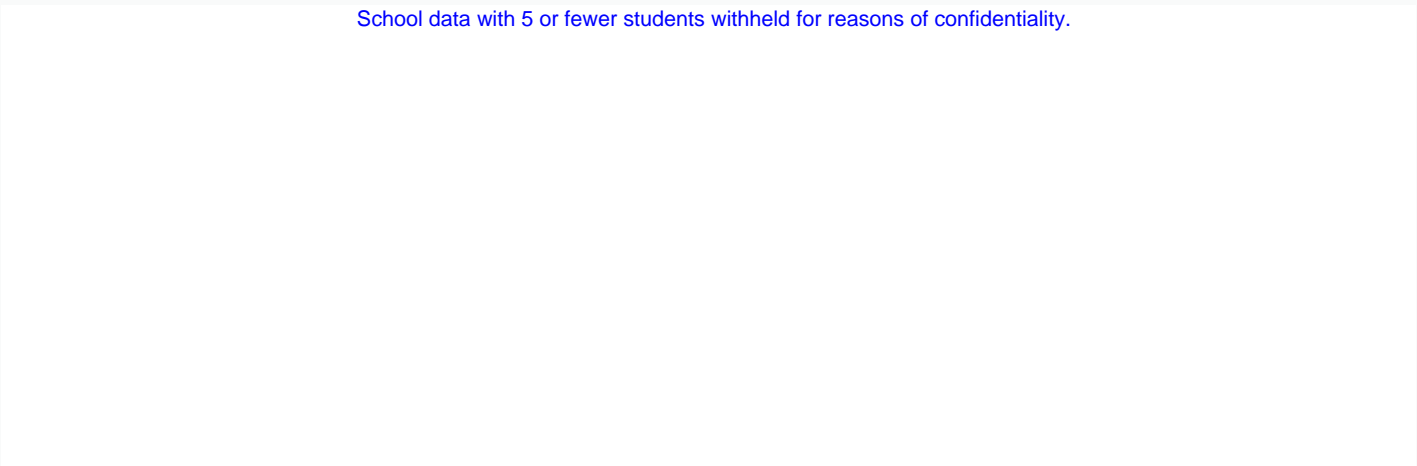


2008 2009 2010 2011
 School
 District
 Province

Reading

Percentage of students at level 3 or above (2008 - 2011)

School data with 5 or fewer students withheld for reasons of confidentiality.



2008 2009 2010 2011
 School
 District
 Province

* In some cases, CRT numbers may exceed AGR numbers based on late enrolments. Pie chart is based on the number of students who wrote the CRT.

* Reading score is composite of Information and Poetry.

District 2 - Western

School #: 050 Basque Memorial

Demand Writing

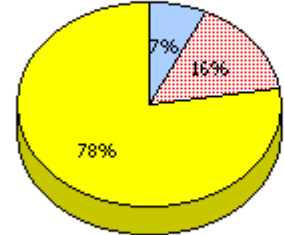
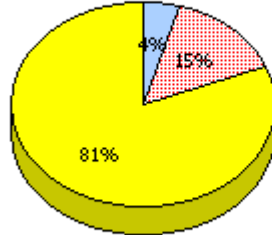
School
School data with 5 or fewer students
withheld for reasons of confidentiality.

District

Province

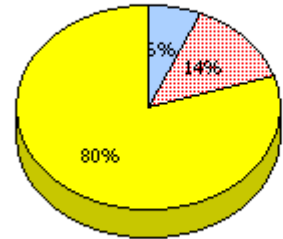
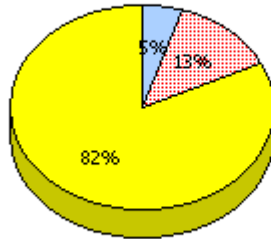
2011

Apr 30,
2011 (3)



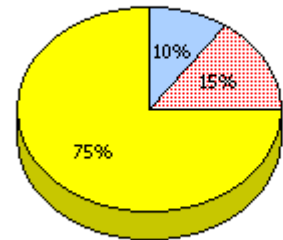
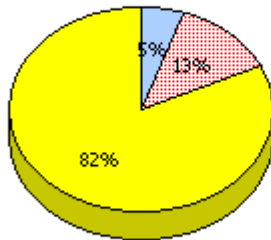
2010

AGR (3)



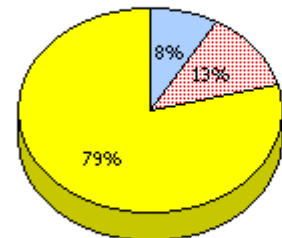
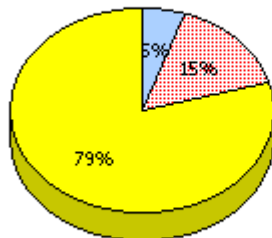
2009

AGR (2)



2008

AGR (3)



Unknown



Not Yet Meeting (1 or 2)



Meeting or Exceeding (3,4,5)

* In some cases, CRT numbers may exceed AGR numbers based on late enrolments. Pie chart is based on the number of students who wrote the CRT.

* Reading score is composite of Information and Poetry.

District 2 - Western

School #: 050 Basque Memorial

School

School data with 5 or fewer students withheld for reasons of confidentiality.

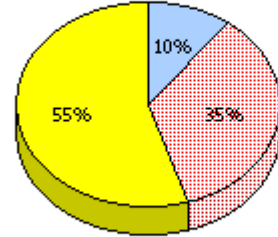
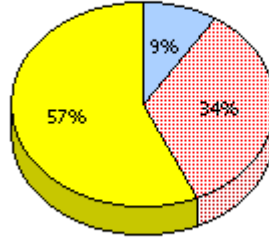
Reading

District

Province

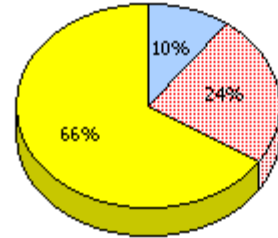
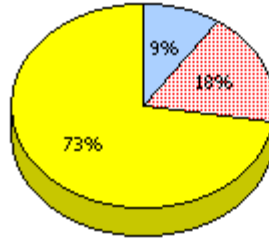
2011

Apr 30,
2011 (3)



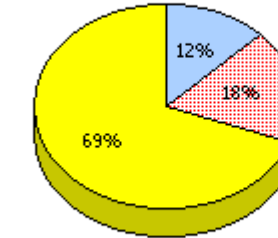
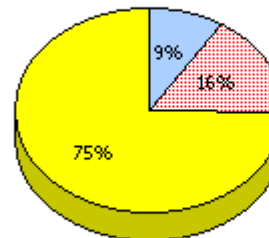
2010

AGR (3)



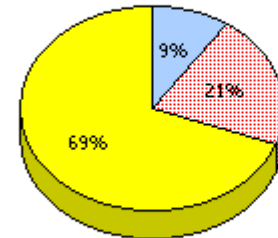
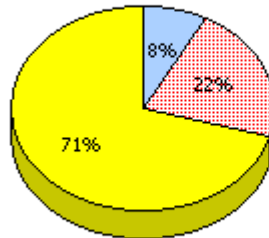
2009

AGR (2)



2008

AGR (3)



Unknown



Not Yet Meeting (1 or 2)



Meeting or Exceeding (3,4,5)

* In some cases, CRT numbers may exceed AGR numbers based on late enrolments. Pie chart is based on the number of students who wrote the CRT.

* Reading score is composite of Information and Poetry.

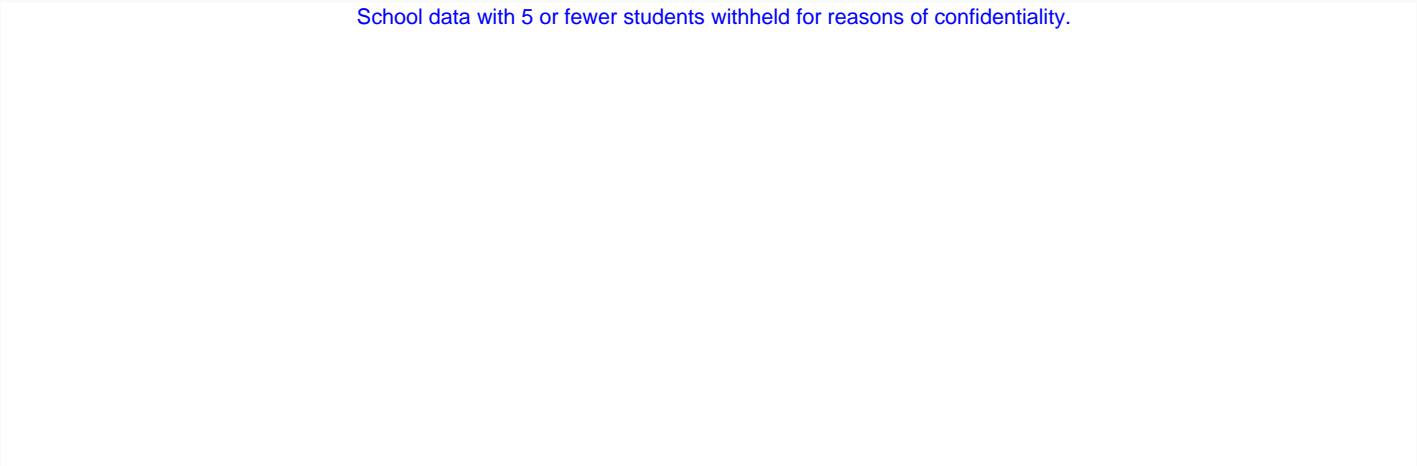
District 2 - Western

School #: 050 Basque Memorial

Demand Writing

Percentage of students at level 3 or above (2008 - 2011)

School data with 5 or fewer students withheld for reasons of confidentiality.

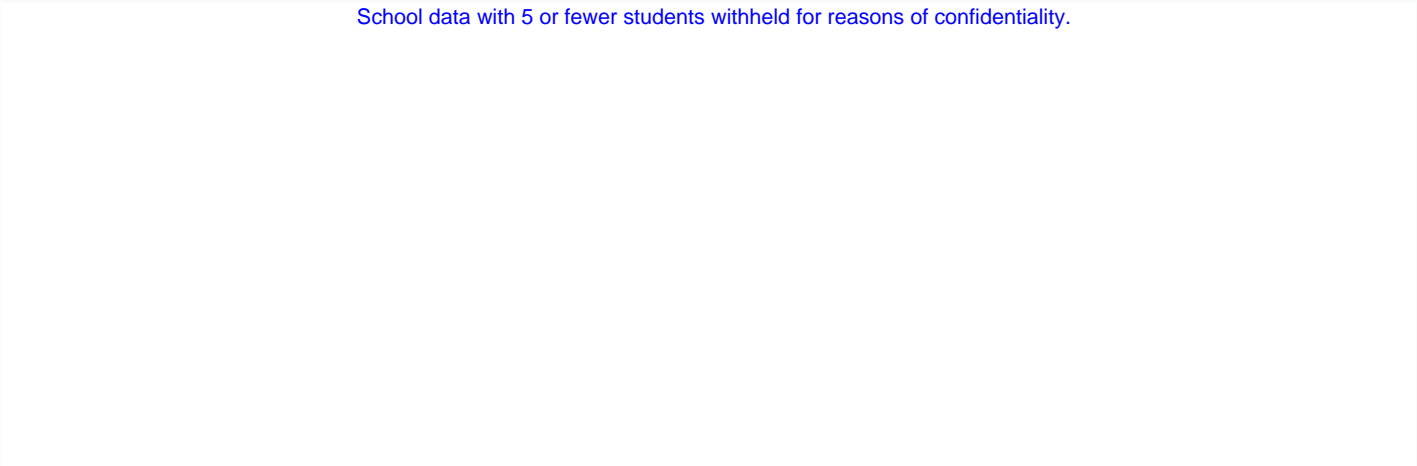


2008 2009 2010 2011
 School
 District
 Province

Reading

Percentage of students at level 3 or above (2008 - 2011)

School data with 5 or fewer students withheld for reasons of confidentiality.



2008 2009 2010 2011
 School
 District
 Province

* In some cases, CRT numbers may exceed AGR numbers based on late enrolments. Pie chart is based on the number of students who wrote the CRT.

* Reading score is composite of Information and Poetry.

District 2 - Western

School #: 052 Harriot Curtis Collegiate

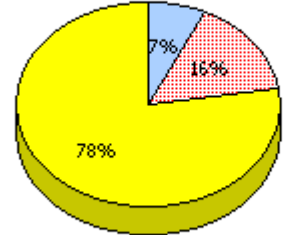
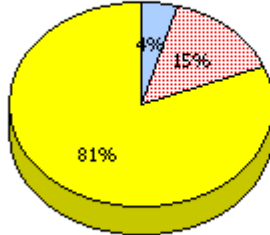
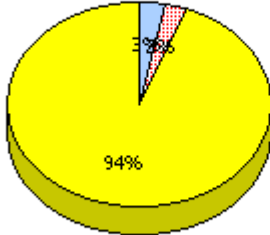
Demand Writing

School

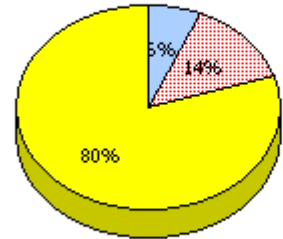
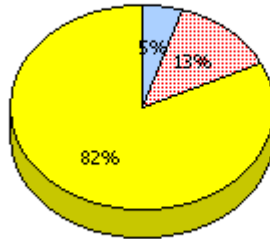
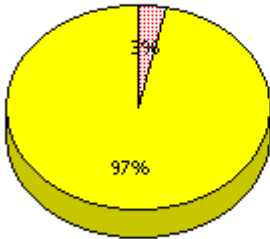
District

Province

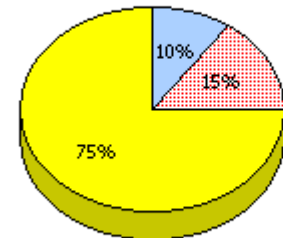
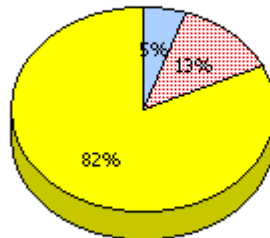
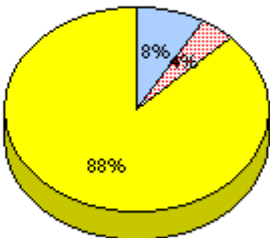
2011
Apr 30,
2011 (34)



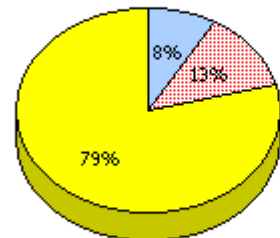
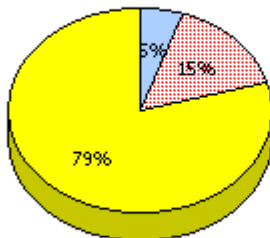
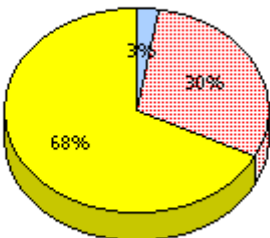
2010
AGR (30)



2009
AGR (24)



2008
AGR (37)



Unknown
 Not Yet Meeting (1 or 2)
 Meeting or Exceeding (3,4,5)

* In some cases, CRT numbers may exceed AGR numbers based on late enrolments. Pie chart is based on the number of students who wrote the CRT.

* Reading score is composite of Information and Poetry.

District 2 - Western

School #: 052 Harriot Curtis Collegiate

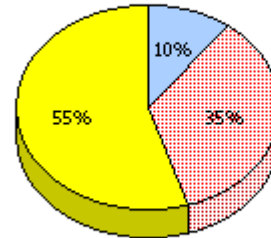
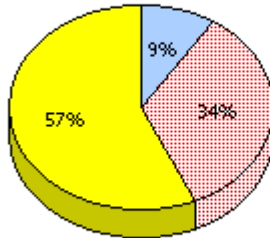
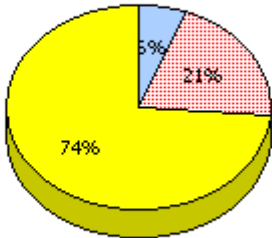
Reading

School

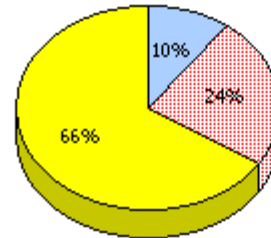
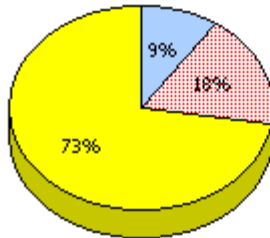
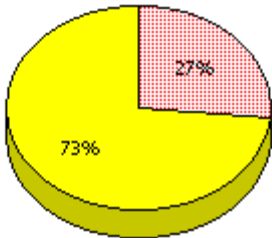
District

Province

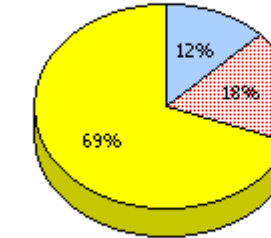
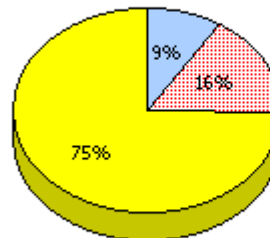
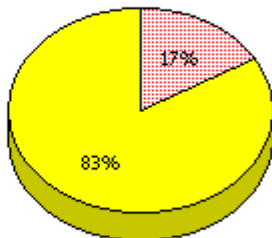
2011
Apr 30,
2011 (34)



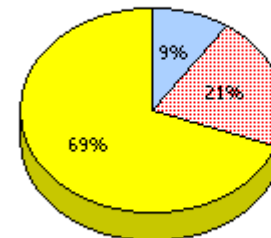
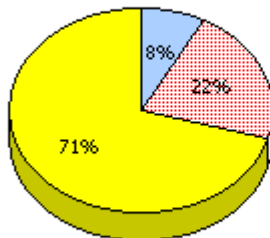
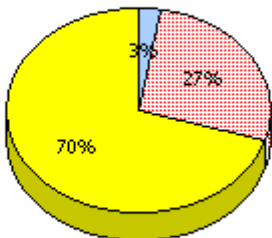
2010
AGR (30)



2009
AGR (24)



2008
AGR (37)



Unknown



Not Yet Meeting (1 or 2)



Meeting or Exceeding (3,4,5)

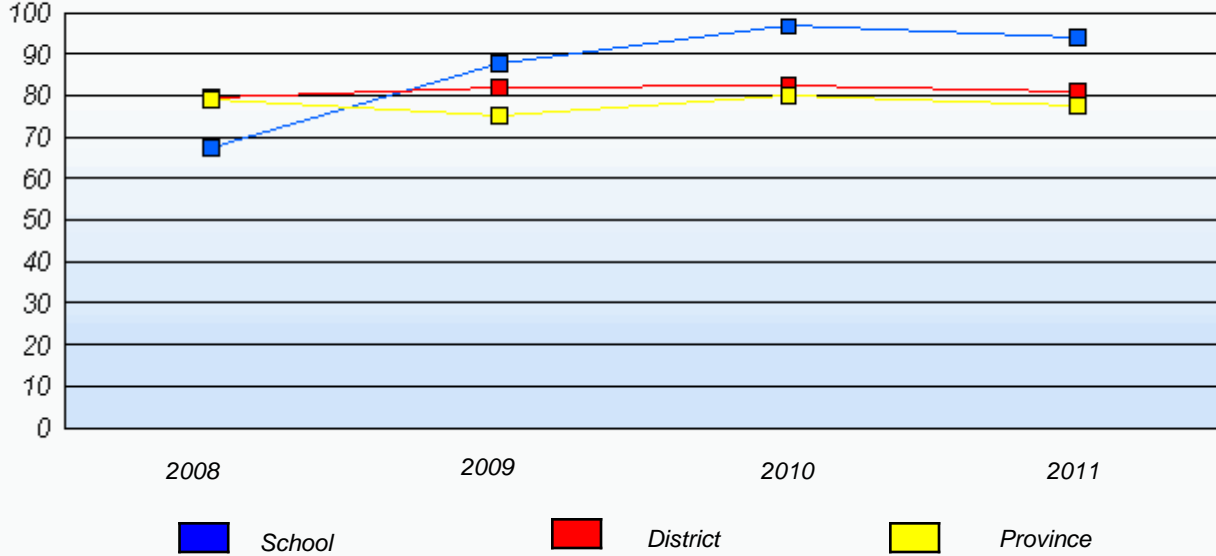
* In some cases, CRT numbers may exceed AGR numbers based on late enrolments. Pie chart is based on the number of students who wrote the CRT.

* Reading score is composite of Information and Poetry.

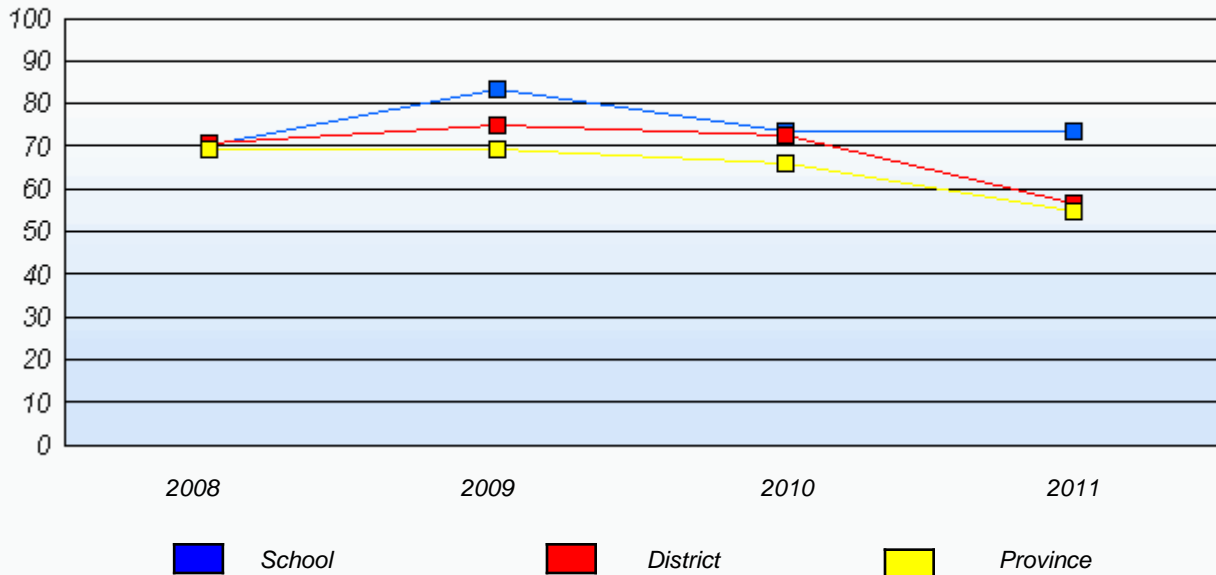
District 2 - Western

School #: 052 Harriot Curtis Collegiate

Demand Writing
Percentage of students at level 3 or above (2008 - 2011)



Reading
Percentage of students at level 3 or above (2008 - 2011)



* In some cases, CRT numbers may exceed AGR numbers based on late enrolments. Pie chart is based on the number of students who wrote the CRT.

* Reading score is composite of Information and Poetry.

District 2 - Western

School #: 054 St. Lewis Academy

Demand Writing

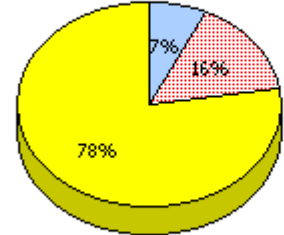
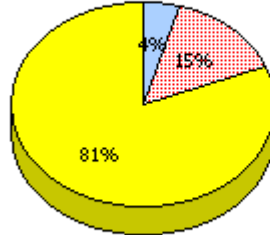
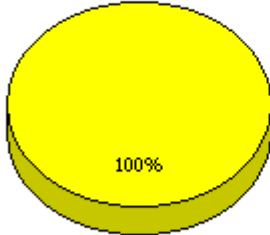
School

District

Province

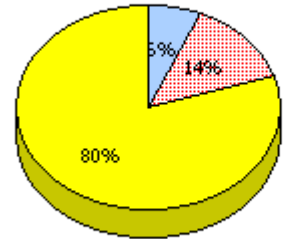
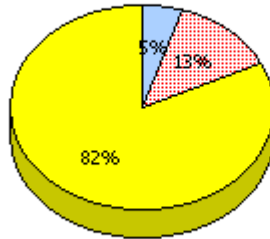
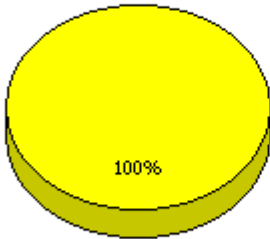
2011

Apr 30,
2011 (6)



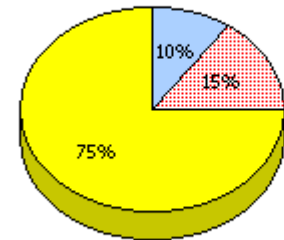
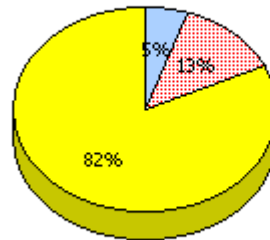
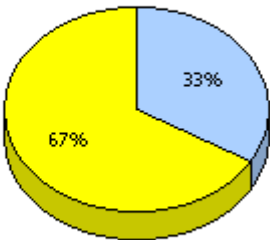
2010

AGR (2)



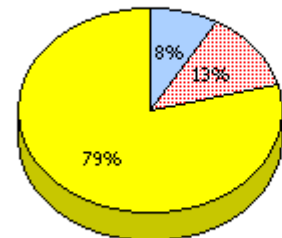
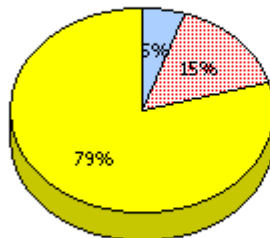
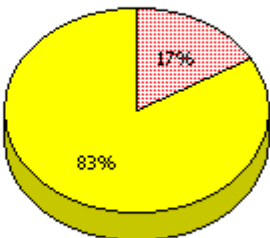
2009

AGR (3)



2008

AGR (6)



Unknown



Not Yet Meeting (1 or 2)



Meeting or Exceeding (3,4,5)

* In some cases, CRT numbers may exceed AGR numbers based on late enrolments. Pie chart is based on the number of students who wrote the CRT.

* Reading score is composite of Information and Poetry.

District 2 - Western

School #: 054 St. Lewis Academy

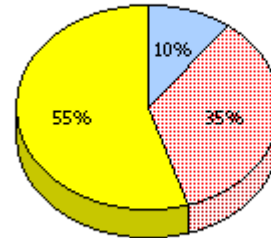
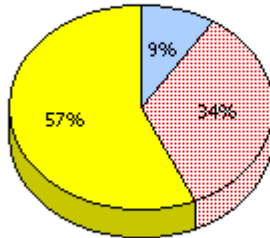
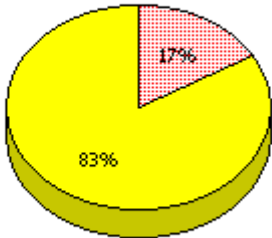
Reading

School

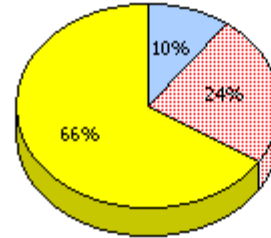
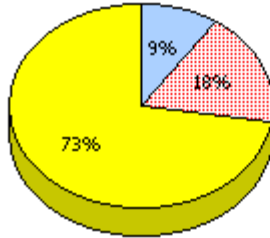
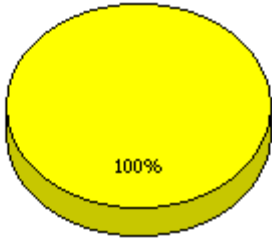
District

Province

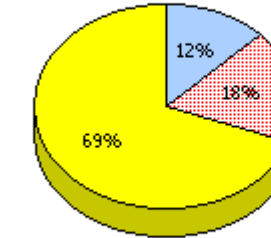
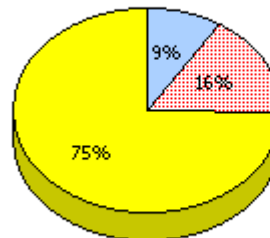
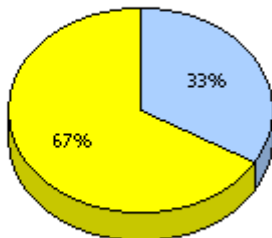
2011
Apr 30,
2011 (6)



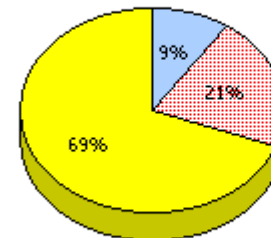
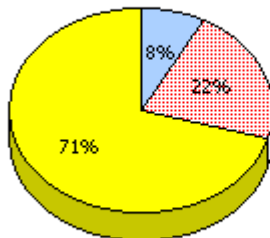
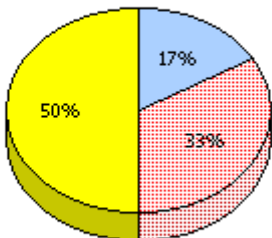
2010
AGR (2)



2009
AGR (3)



2008
AGR (6)



Unknown



Not Yet Meeting (1 or 2)



Meeting or Exceeding (3,4,5)

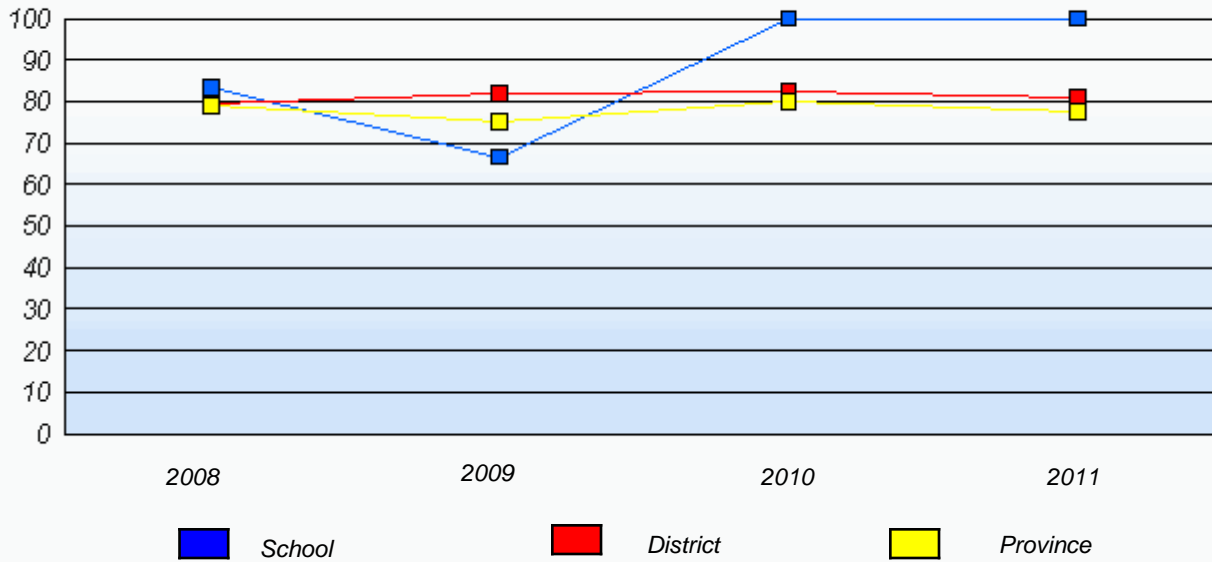
* In some cases, CRT numbers may exceed AGR numbers based on late enrolments. Pie chart is based on the number of students who wrote the CRT.

* Reading score is composite of Information and Poetry.

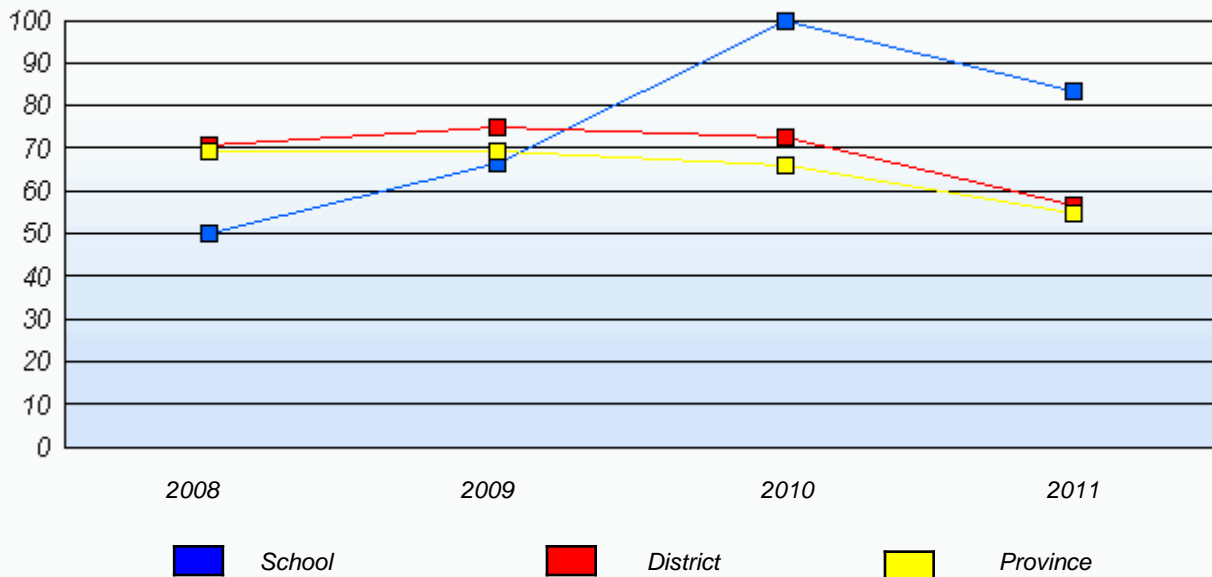
District 2 - Western

School #: 054 St. Lewis Academy

Demand Writing
Percentage of students at level 3 or above (2008 - 2011)



Reading
Percentage of students at level 3 or above (2008 - 2011)



* In some cases, CRT numbers may exceed AGR numbers based on late enrolments. Pie chart is based on the number of students who wrote the CRT.

* Reading score is composite of Information and Poetry.

District 2 - Western

School #: 057 St. Peter's Academy

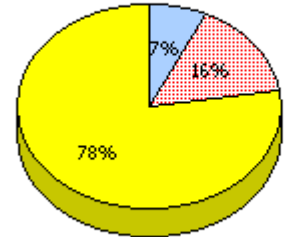
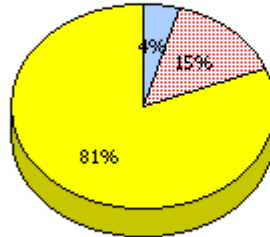
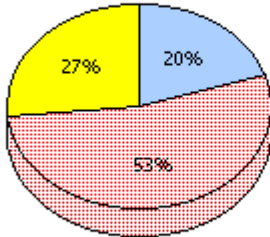
Demand Writing

School

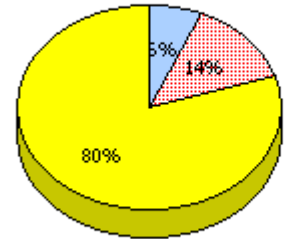
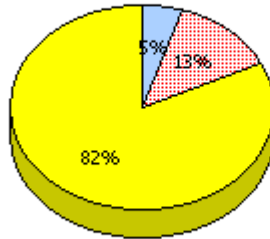
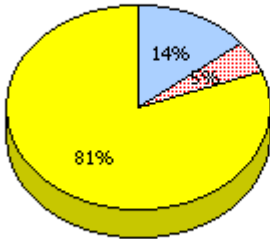
District

Province

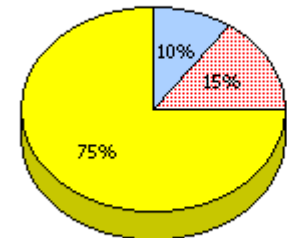
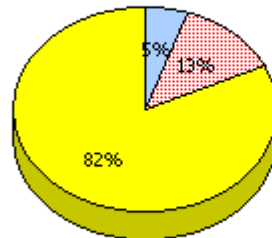
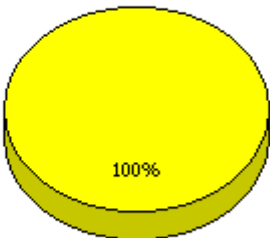
2011
Apr 30,
2011 (15)



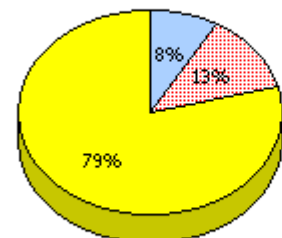
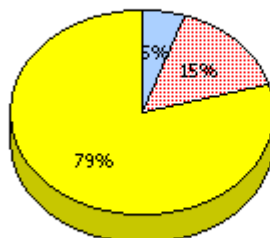
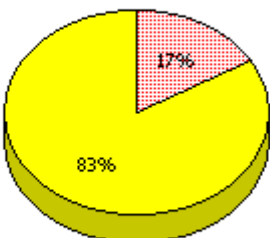
2010
AGR (21)



2009
AGR (21)



2008
AGR (24)



* In some cases, CRT numbers may exceed AGR numbers based on late enrolments. Pie chart is based on the number of students who wrote the CRT.

* Reading score is composite of Information and Poetry.

District 2 - Western

School #: 057 St. Peter's Academy

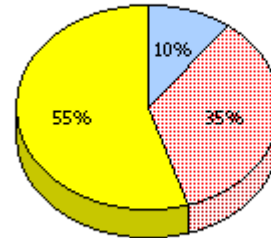
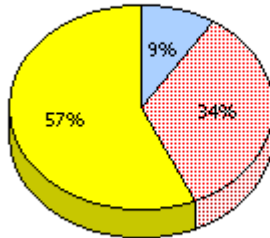
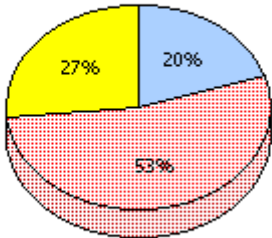
Reading

School

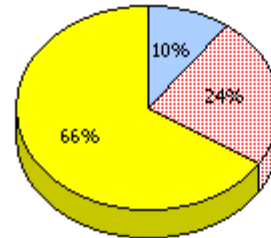
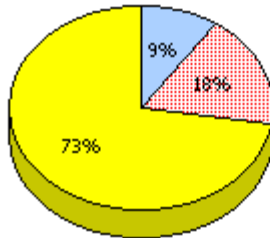
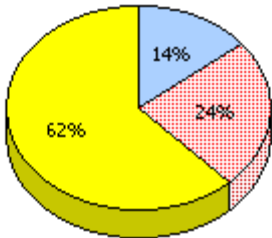
District

Province

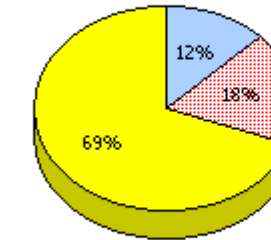
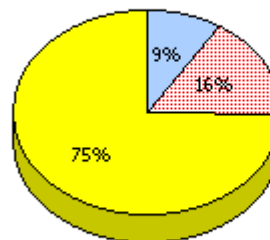
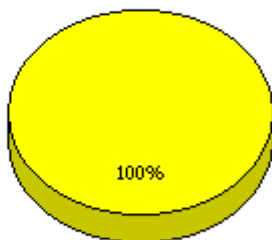
2011
Apr 30,
2011 (15)



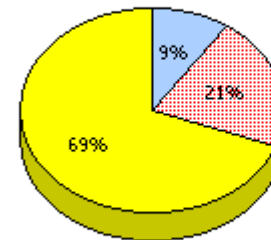
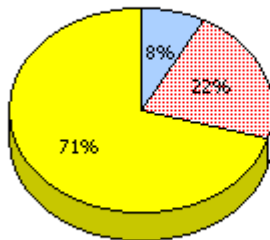
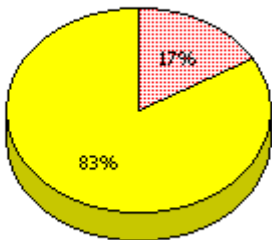
2010
AGR (21)



2009
AGR (21)



2008
AGR (24)



Unknown



Not Yet Meeting (1 or 2)



Meeting or Exceeding (3,4,5)

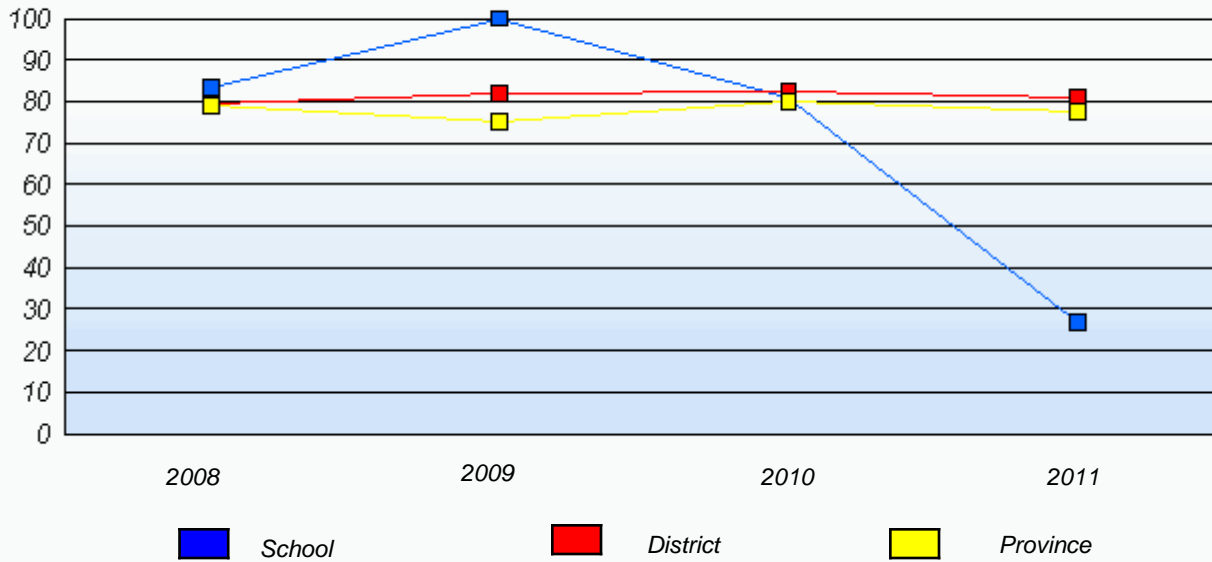
* In some cases, CRT numbers may exceed AGR numbers based on late enrolments. Pie chart is based on the number of students who wrote the CRT.

* Reading score is composite of Information and Poetry.

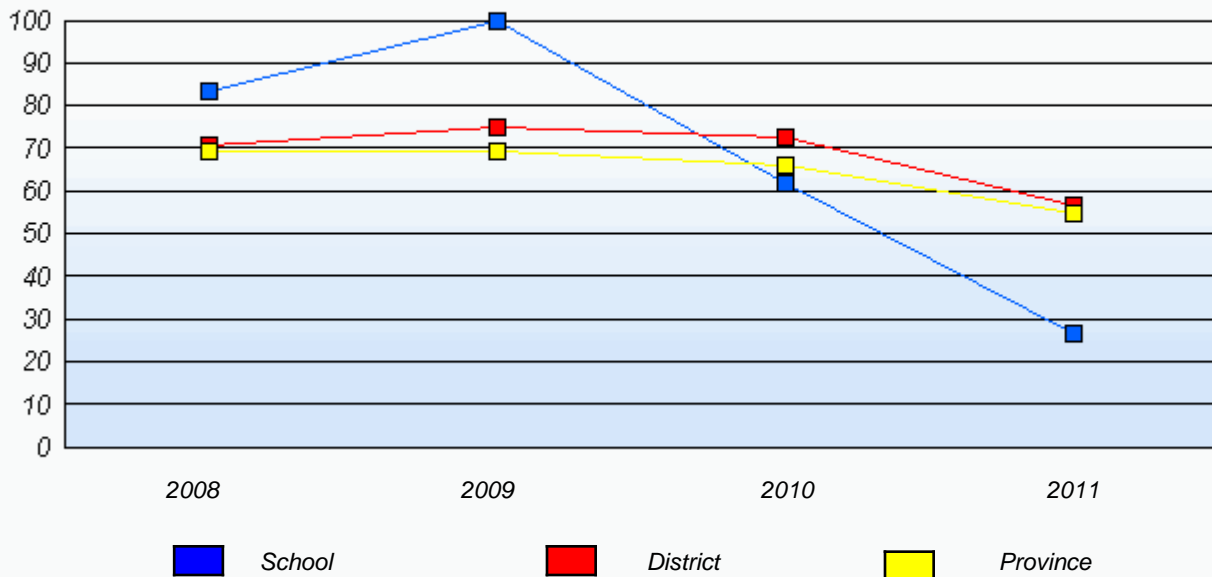
District 2 - Western

School #: 057 St. Peter's Academy

Demand Writing
Percentage of students at level 3 or above (2008 - 2011)



Reading
Percentage of students at level 3 or above (2008 - 2011)



* In some cases, CRT numbers may exceed AGR numbers based on late enrolments. Pie chart is based on the number of students who wrote the CRT.

* Reading score is composite of Information and Poetry.

District 2 - Western

School #: 062 G.C. Rowe Junior High

Demand Writing

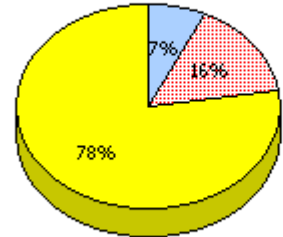
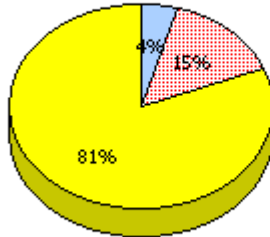
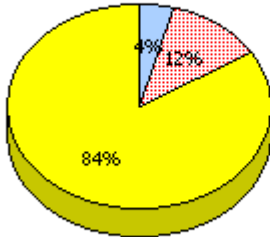
School

District

Province

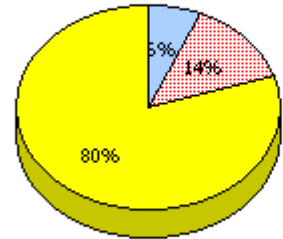
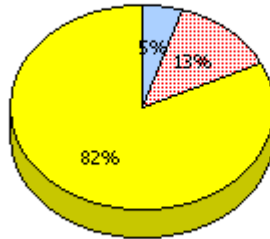
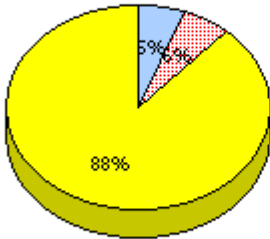
2011

Apr 30,
2011 (143)



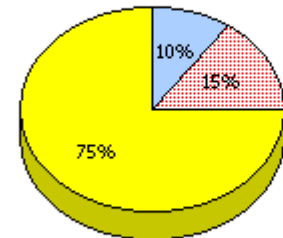
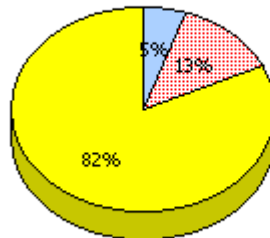
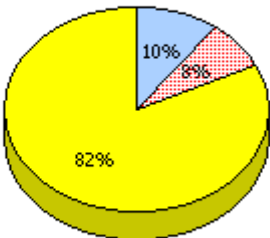
2010

AGR (147)



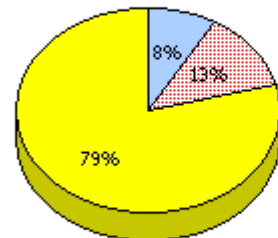
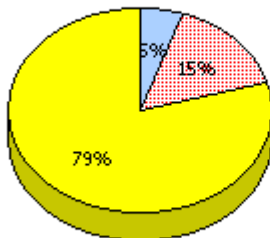
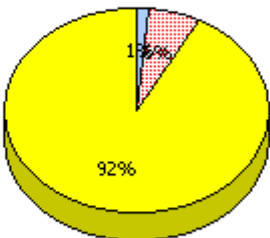
2009

AGR (119)



2008

AGR (139)



Unknown



Not Yet Meeting (1 or 2)



Meeting or Exceeding (3,4,5)

* In some cases, CRT numbers may exceed AGR numbers based on late enrolments. Pie chart is based on the number of students who wrote the CRT.

* Reading score is composite of Information and Poetry.

District 2 - Western

School #: 062 G.C. Rowe Junior High

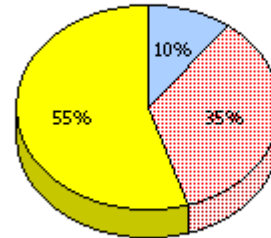
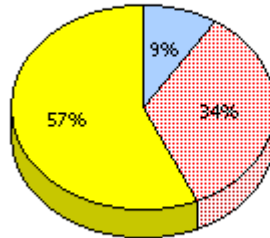
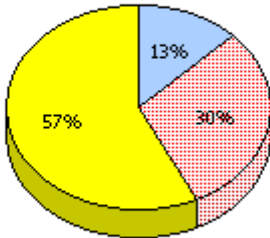
Reading

School

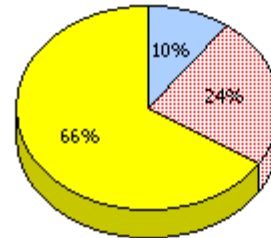
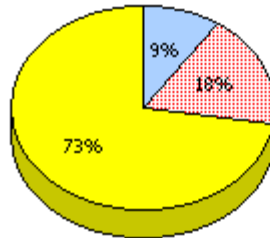
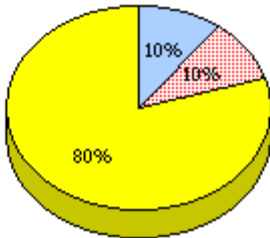
District

Province

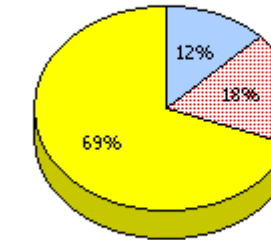
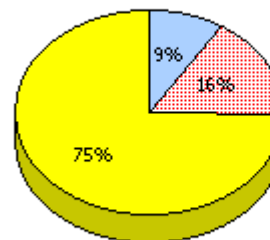
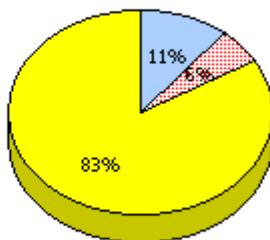
2011
Apr 30,
2011 (143)



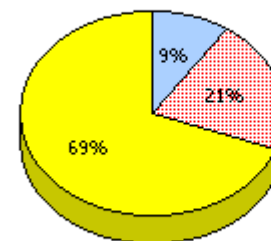
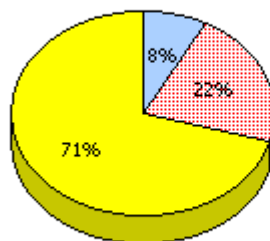
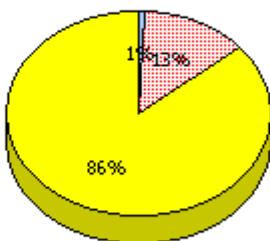
2010
AGR (147)



2009
AGR (119)



2008
AGR (139)



Unknown



Not Yet Meeting (1 or 2)



Meeting or Exceeding (3,4,5)

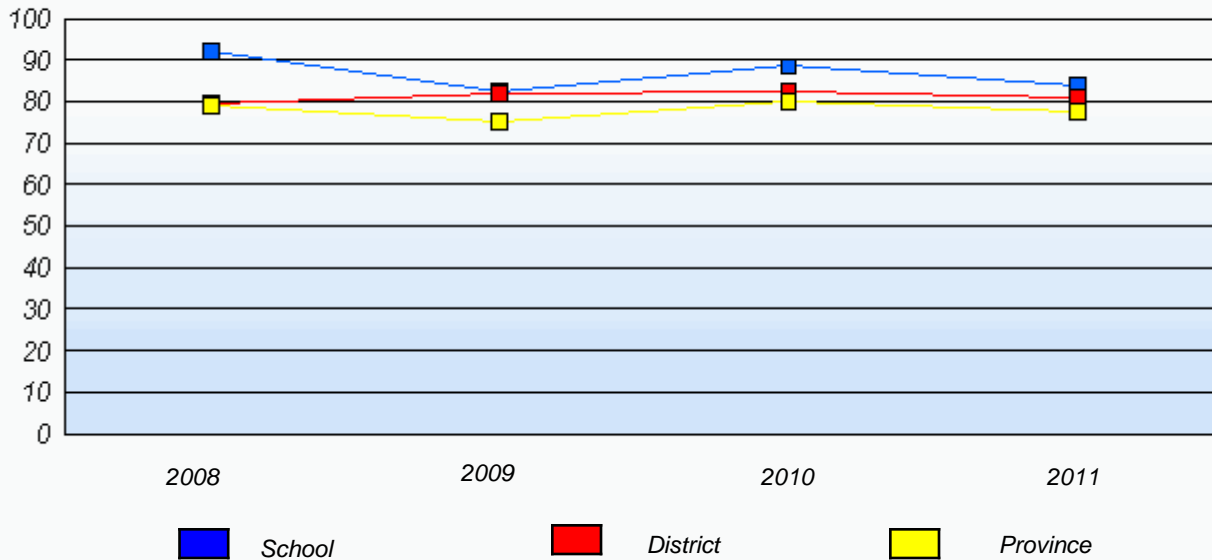
* In some cases, CRT numbers may exceed AGR numbers based on late enrolments. Pie chart is based on the number of students who wrote the CRT.

* Reading score is composite of Information and Poetry.

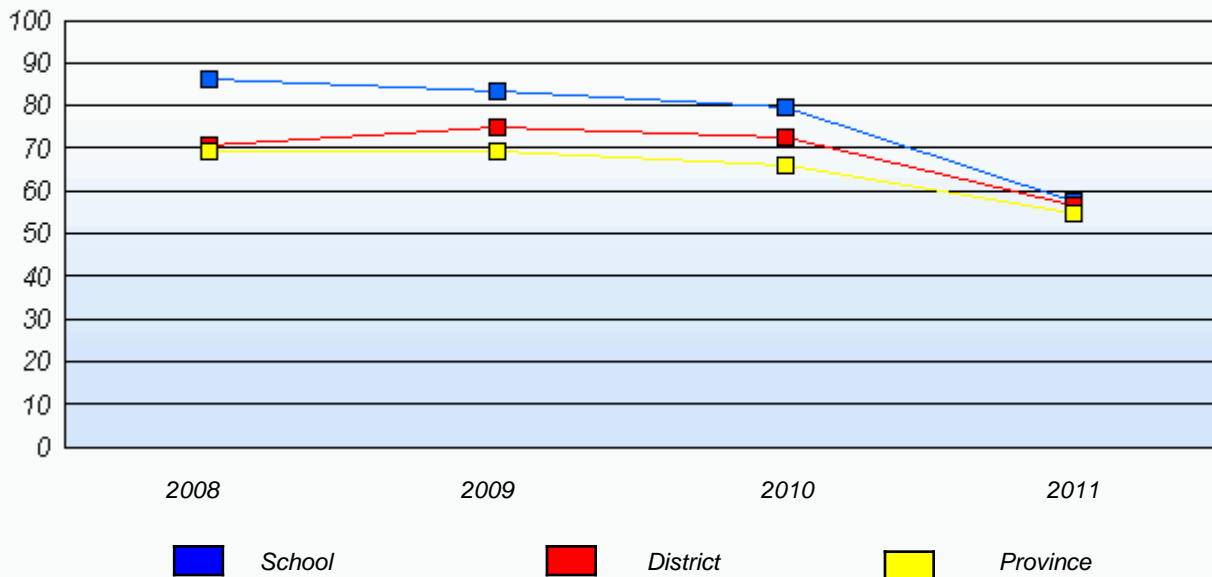
District 2 - Western

School #: 062 G.C. Rowe Junior High

Demand Writing
Percentage of students at level 3 or above (2008 - 2011)



Reading
Percentage of students at level 3 or above (2008 - 2011)



* In some cases, CRT numbers may exceed AGR numbers based on late enrolments. Pie chart is based on the number of students who wrote the CRT.

* Reading score is composite of Information and Poetry.

District 2 - Western

School #: 067 Presentation Junior High

Demand Writing

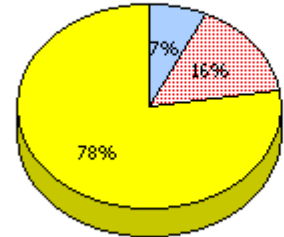
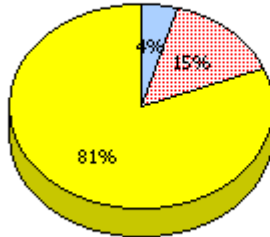
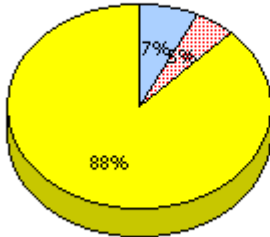
School

District

Province

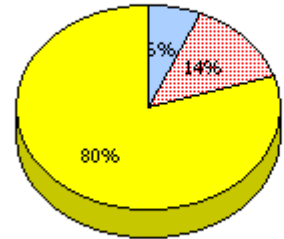
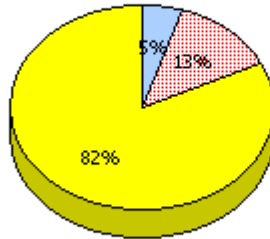
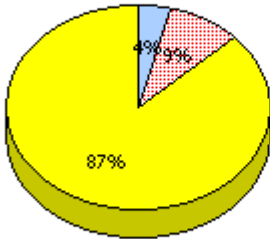
2011

Apr 30,
2011 (154)



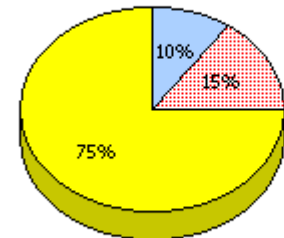
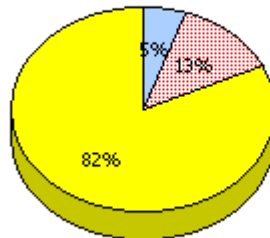
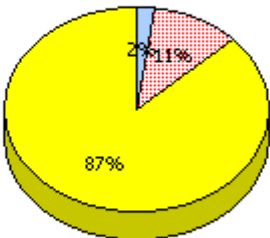
2010

AGR (130)



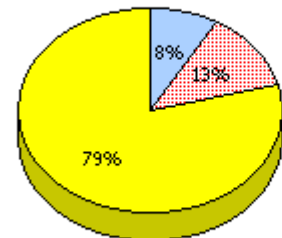
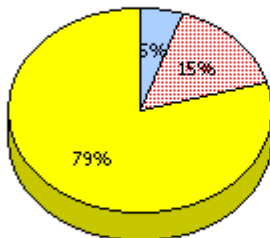
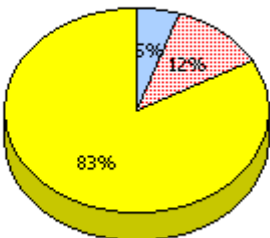
2009

AGR (129)



2008

AGR (130)



Unknown



Not Yet Meeting (1 or 2)



Meeting or Exceeding (3,4,5)

* In some cases, CRT numbers may exceed AGR numbers based on late enrolments. Pie chart is based on the number of students who wrote the CRT.

* Reading score is composite of Information and Poetry.

District 2 - Western

School #: 067 Presentation Junior High

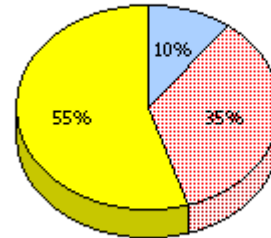
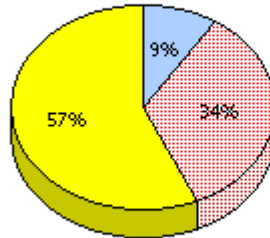
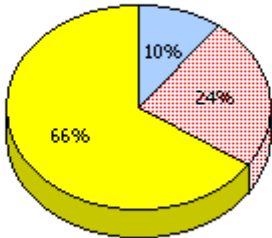
Reading

School

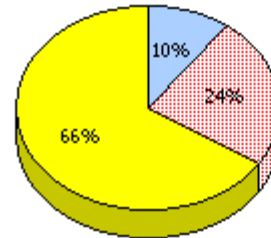
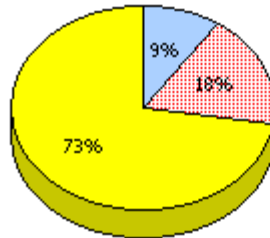
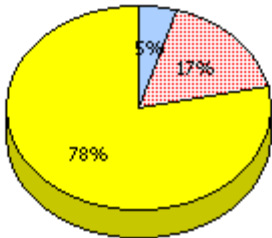
District

Province

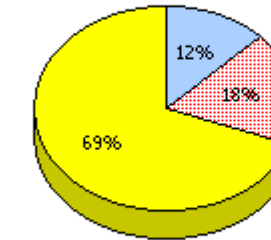
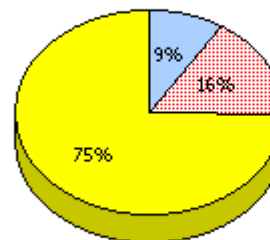
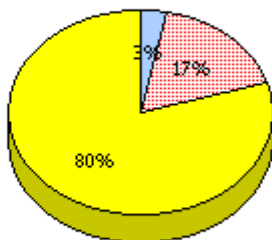
2011
Apr 30,
2011 (154)



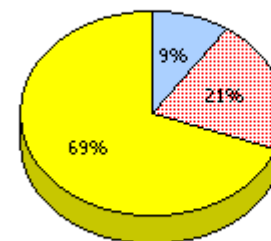
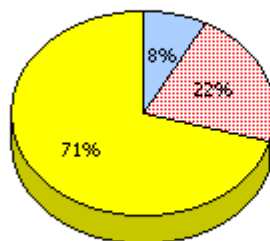
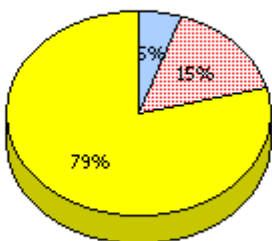
2010
AGR (130)



2009
AGR (129)



2008
AGR (130)



Unknown



Not Yet Meeting (1 or 2)



Meeting or Exceeding (3,4,5)

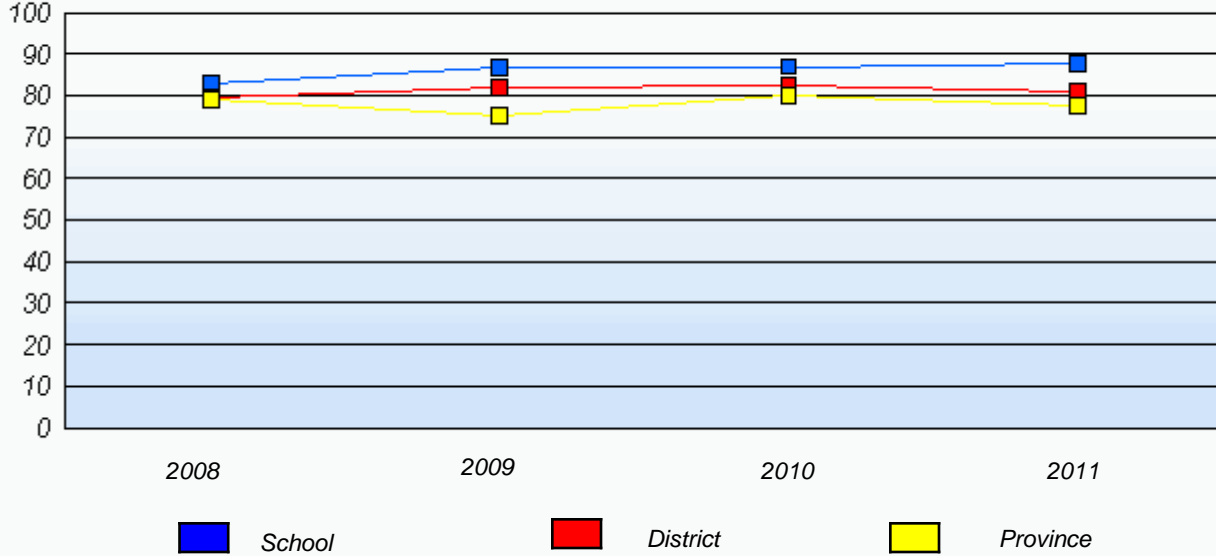
* In some cases, CRT numbers may exceed AGR numbers based on late enrolments. Pie chart is based on the number of students who wrote the CRT.

* Reading score is composite of Information and Poetry.

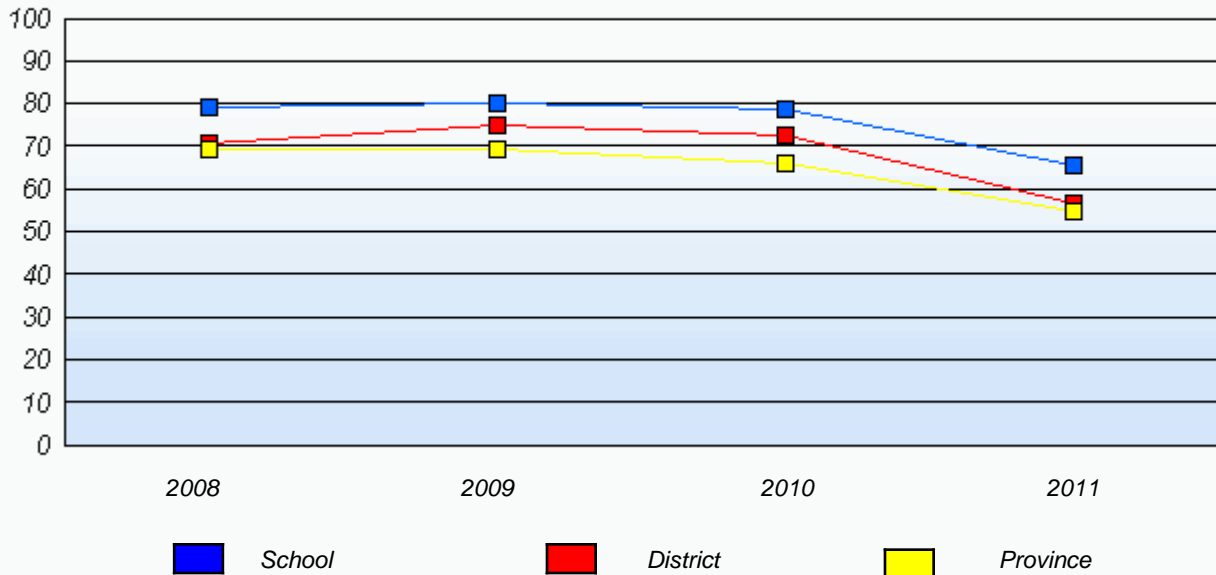
District 2 - Western

School #: 067 Presentation Junior High

Demand Writing
 Percentage of students at level 3 or above (2008 - 2011)



Reading
 Percentage of students at level 3 or above (2008 - 2011)



* In some cases, CRT numbers may exceed AGR numbers based on late enrolments. Pie chart is based on the number of students who wrote the CRT.

* Reading score is composite of Information and Poetry.

District 2 - Western

School #: 072 Holy Cross All Grade School

Demand Writing

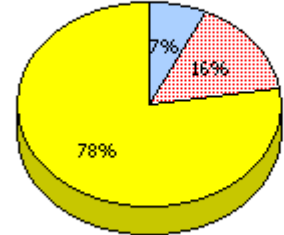
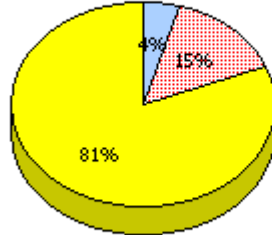
School
School data with 5 or fewer students
withheld for reasons of confidentiality.

District

Province

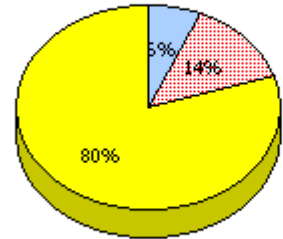
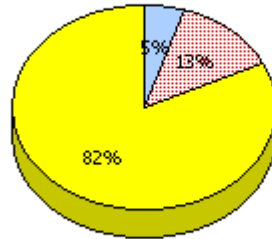
2011

Apr 30,
2011 (2)



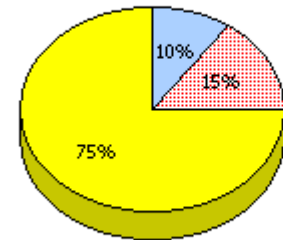
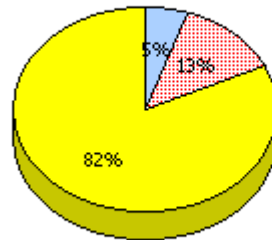
2010

AGR (6)



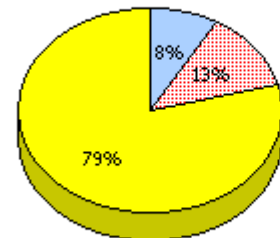
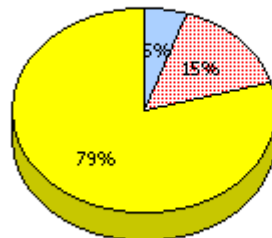
2009

AGR (2)



2008

AGR (4)



Unknown



Not Yet Meeting (1 or 2)



Meeting or Exceeding (3,4,5)

* In some cases, CRT numbers may exceed AGR numbers based on late enrolments. Pie chart is based on the number of students who wrote the CRT.

* Reading score is composite of Information and Poetry.

District 2 - Western

School #: 072 Holy Cross All Grade School

School

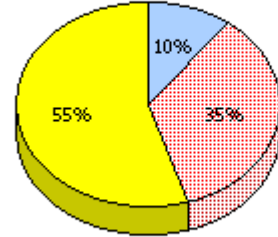
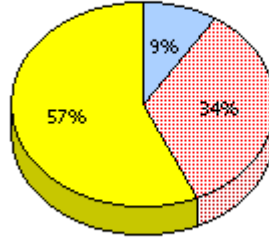
School data with 5 or fewer students withheld for reasons of confidentiality.

Reading

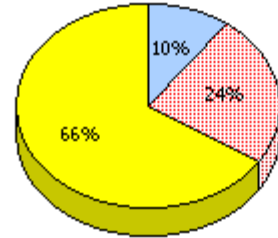
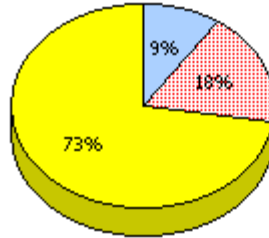
District

Province

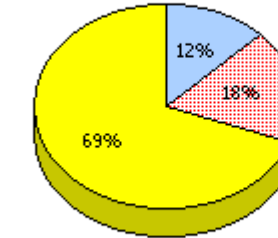
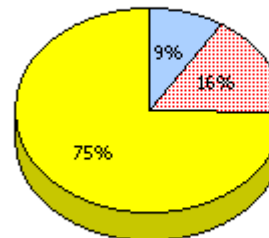
2011
Apr 30,
2011 (2)



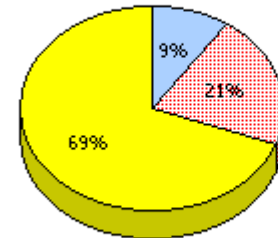
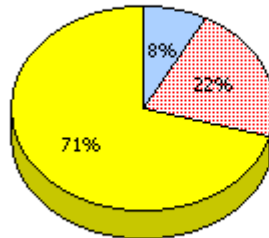
2010
AGR (6)



2009
AGR (2)



2008
AGR (4)



Unknown



Not Yet Meeting (1 or 2)



Meeting or Exceeding (3,4,5)

* In some cases, CRT numbers may exceed AGR numbers based on late enrolments. Pie chart is based on the number of students who wrote the CRT.

* Reading score is composite of Information and Poetry.

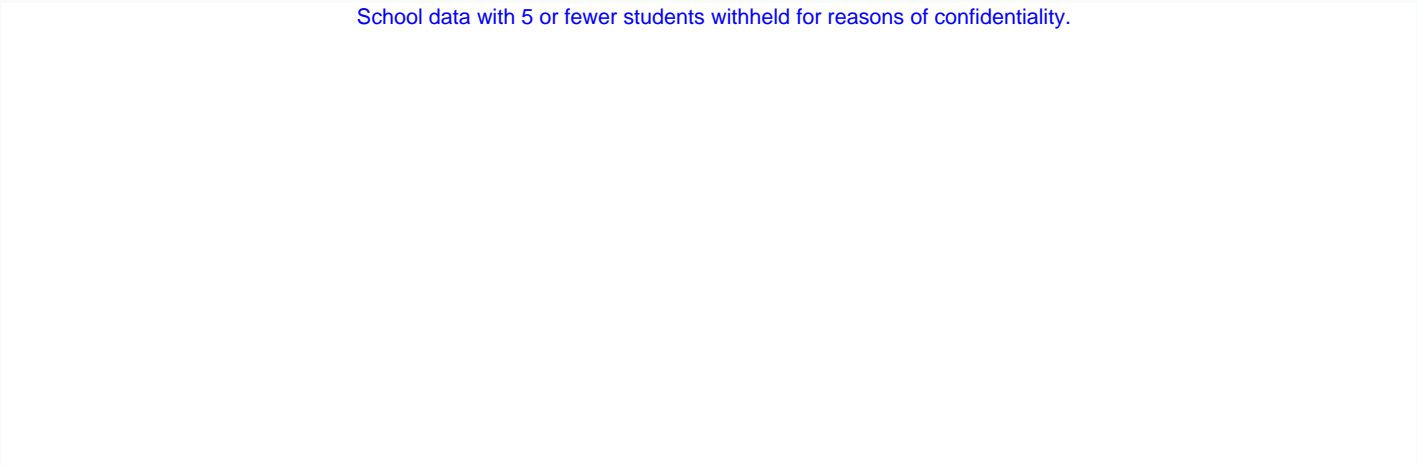
District 2 - Western

School #: 072 Holy Cross All Grade School

Demand Writing

Percentage of students at level 3 or above (2008 - 2011)

School data with 5 or fewer students withheld for reasons of confidentiality.

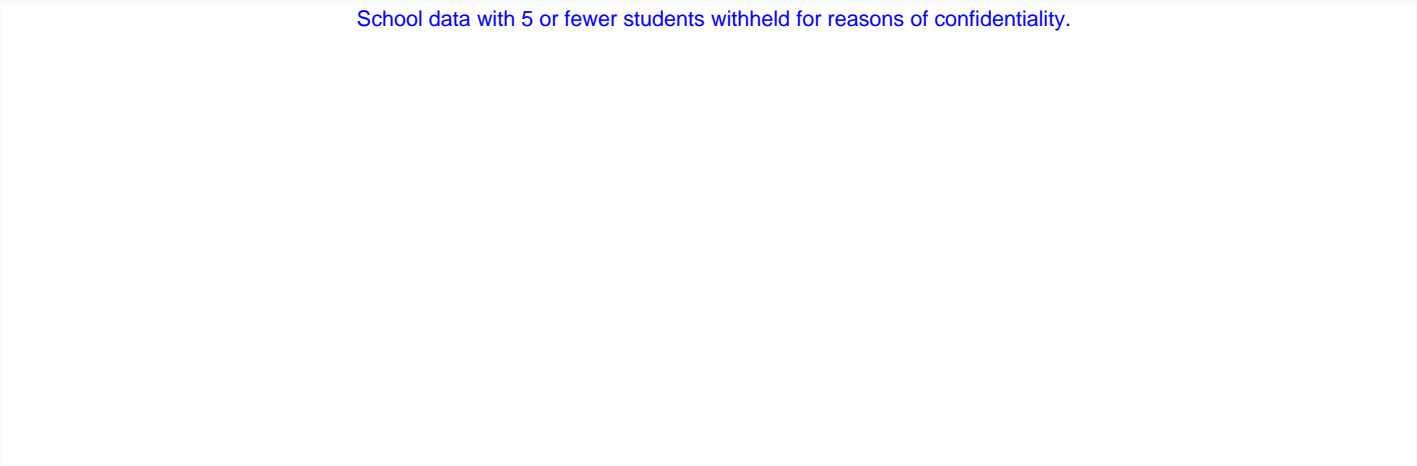


2008 2009 2010 2011
 School
 District
 Province

Reading

Percentage of students at level 3 or above (2008 - 2011)

School data with 5 or fewer students withheld for reasons of confidentiality.



2008 2009 2010 2011
 School
 District
 Province

* In some cases, CRT numbers may exceed AGR numbers based on late enrolments. Pie chart is based on the number of students who wrote the CRT.

* Reading score is composite of Information and Poetry.

District 2 - Western

School #: 075 Hampden Academy

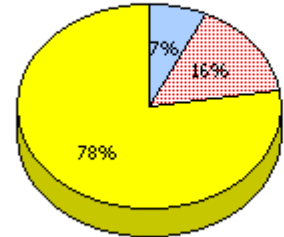
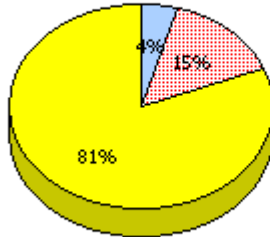
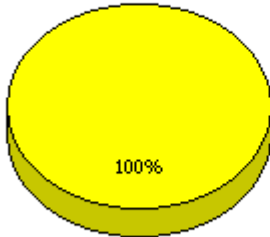
Demand Writing

School

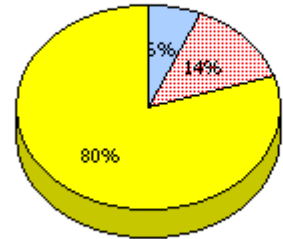
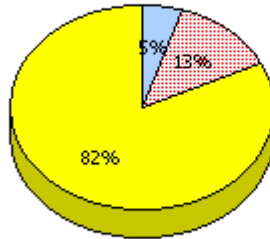
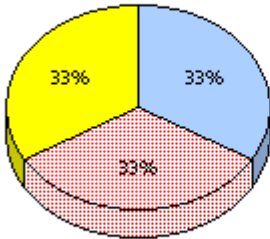
District

Province

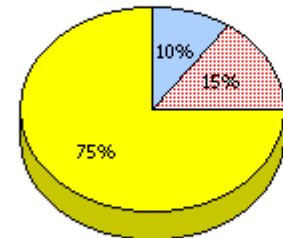
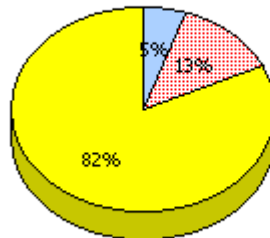
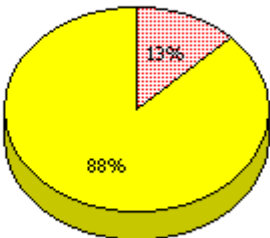
2011
Apr 30,
2011 (6)



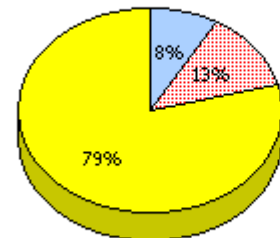
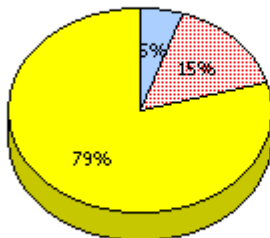
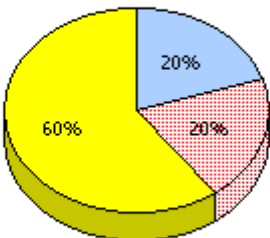
2010
AGR (3)



2009
AGR (8)



2008
AGR (5)



Unknown
 Not Yet Meeting (1 or 2)
 Meeting or Exceeding (3,4,5)

* In some cases, CRT numbers may exceed AGR numbers based on late enrolments. Pie chart is based on the number of students who wrote the CRT.

* Reading score is composite of Information and Poetry.

District 2 - Western

School #: 075 Hampden Academy

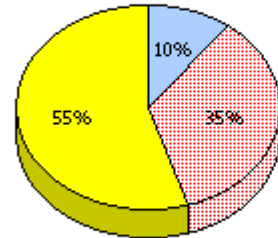
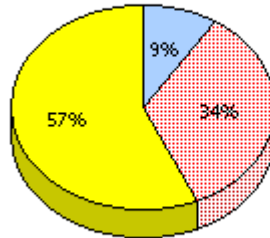
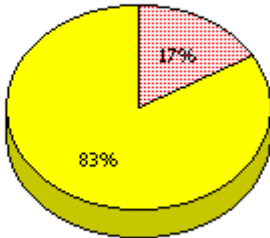
Reading

School

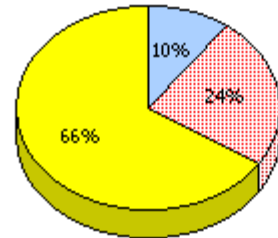
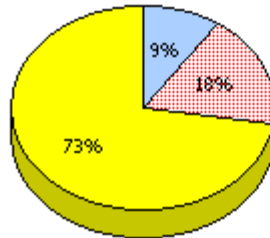
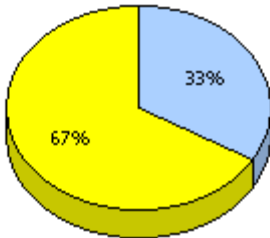
District

Province

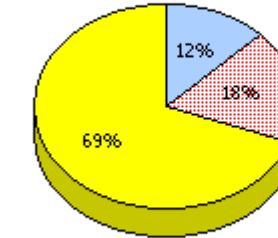
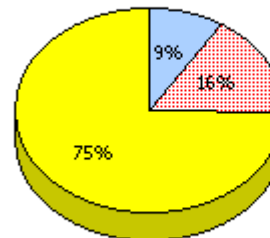
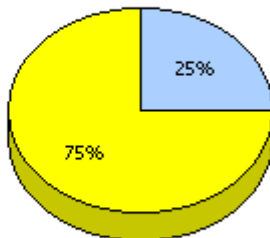
2011
Apr 30,
2011 (6)



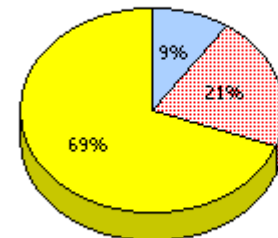
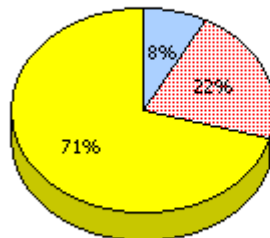
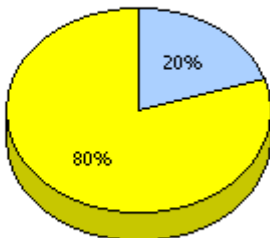
2010
AGR (3)



2009
AGR (8)



2008
AGR (5)



Unknown



Not Yet Meeting (1 or 2)



Meeting or Exceeding (3,4,5)

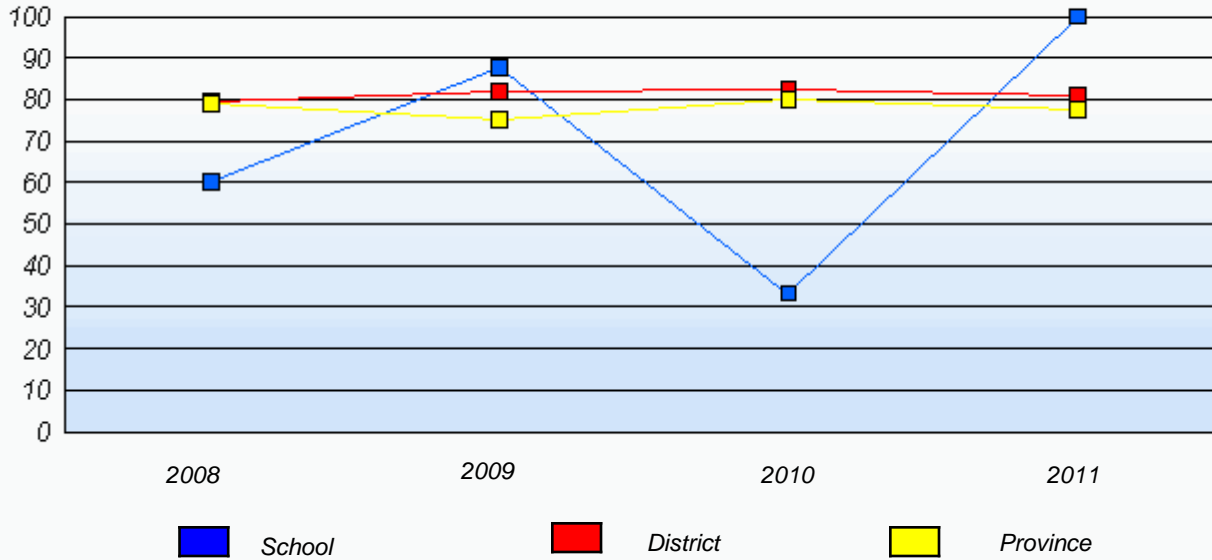
* In some cases, CRT numbers may exceed AGR numbers based on late enrolments. Pie chart is based on the number of students who wrote the CRT.

* Reading score is composite of Information and Poetry.

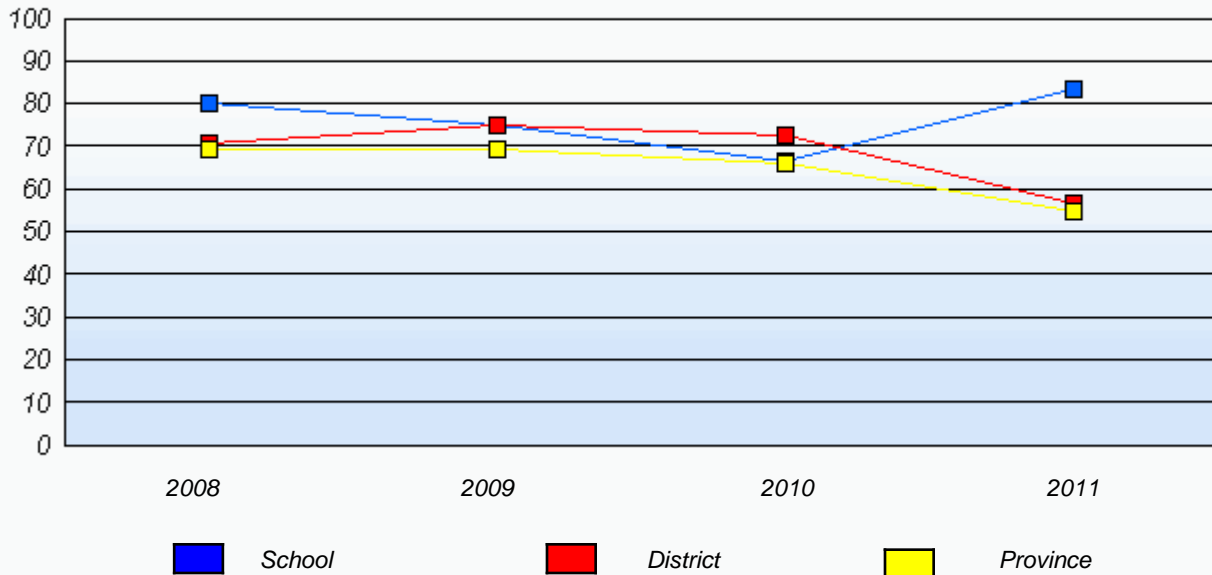
District 2 - Western

School #: 075 Hampden Academy

Demand Writing
Percentage of students at level 3 or above (2008 - 2011)



Reading
Percentage of students at level 3 or above (2008 - 2011)



* In some cases, CRT numbers may exceed AGR numbers based on late enrolments. Pie chart is based on the number of students who wrote the CRT.

* Reading score is composite of Information and Poetry.

District 2 - Western

School #: 079 St. James All Grade

Demand Writing

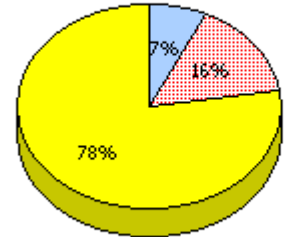
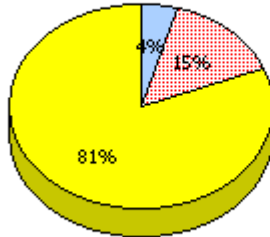
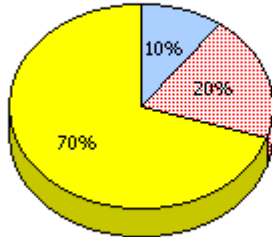
School

District

Province

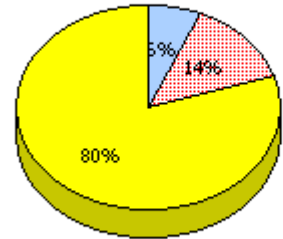
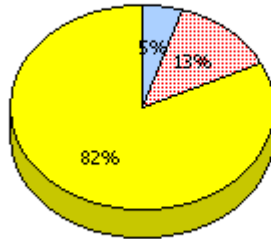
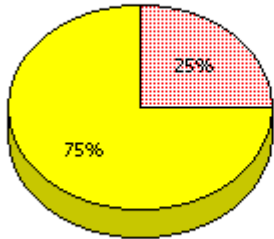
2011

Apr 30,
2011 (10)



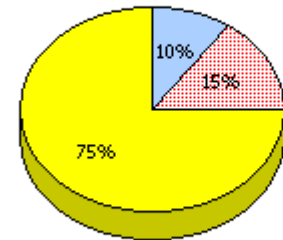
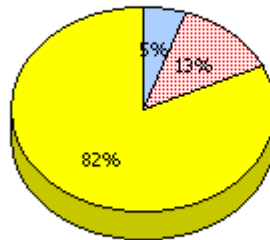
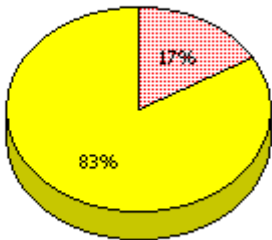
2010

AGR (7)



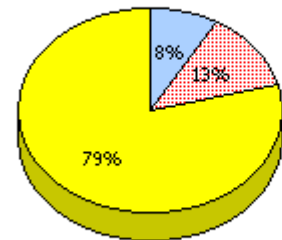
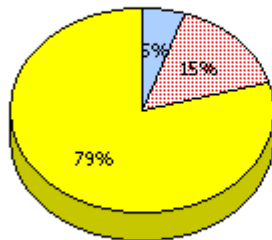
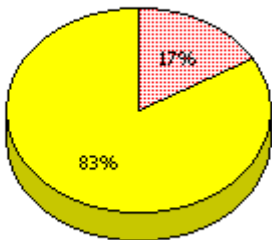
2009

AGR (12)



2008

AGR (12)



Unknown



Not Yet Meeting (1 or 2)



Meeting or Exceeding (3,4,5)

* In some cases, CRT numbers may exceed AGR numbers based on late enrolments. Pie chart is based on the number of students who wrote the CRT.

* Reading score is composite of Information and Poetry.

District 2 - Western

School #: 079 St. James All Grade

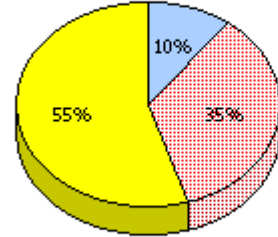
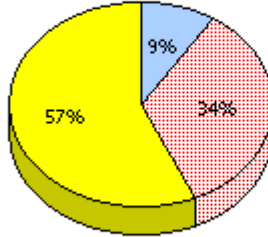
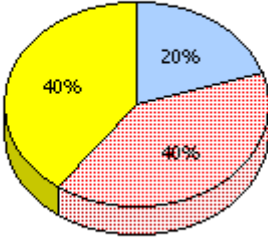
Reading

School

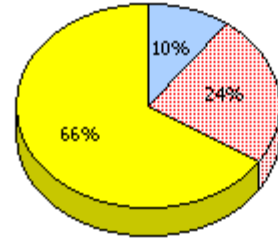
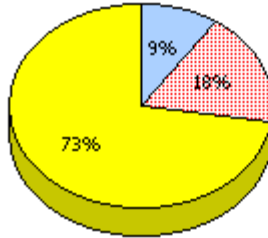
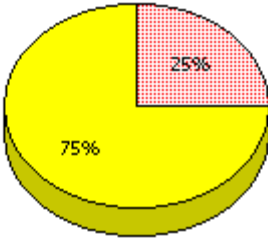
District

Province

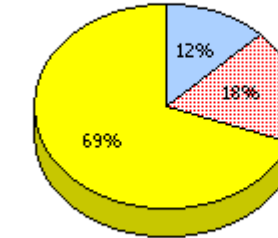
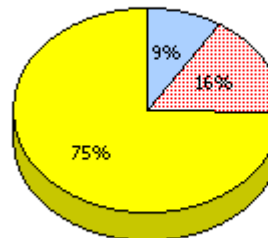
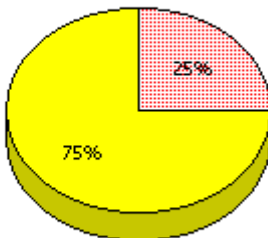
2011
Apr 30,
2011 (10)



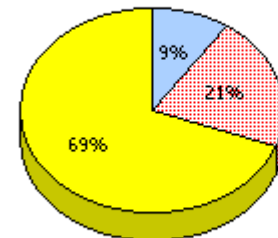
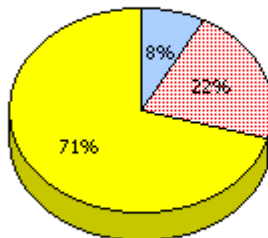
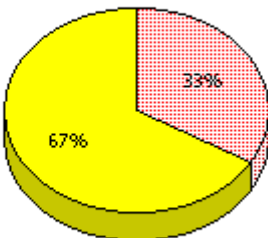
2010
AGR (7)



2009
AGR (12)



2008
AGR (12)



Unknown



Not Yet Meeting (1 or 2)



Meeting or Exceeding (3,4,5)

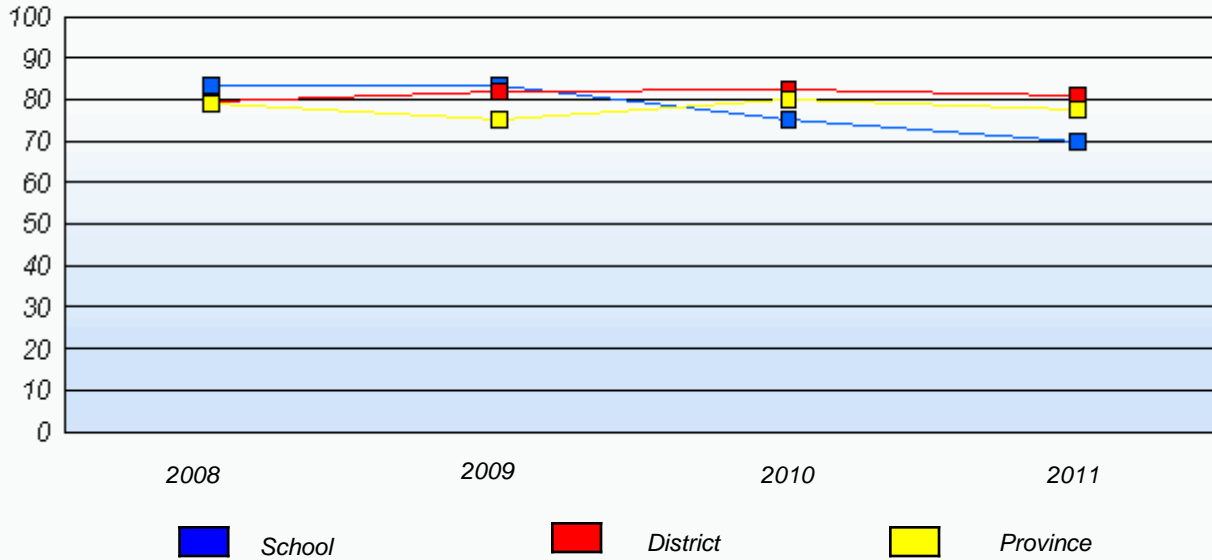
* In some cases, CRT numbers may exceed AGR numbers based on late enrolments. Pie chart is based on the number of students who wrote the CRT.

* Reading score is composite of Information and Poetry.

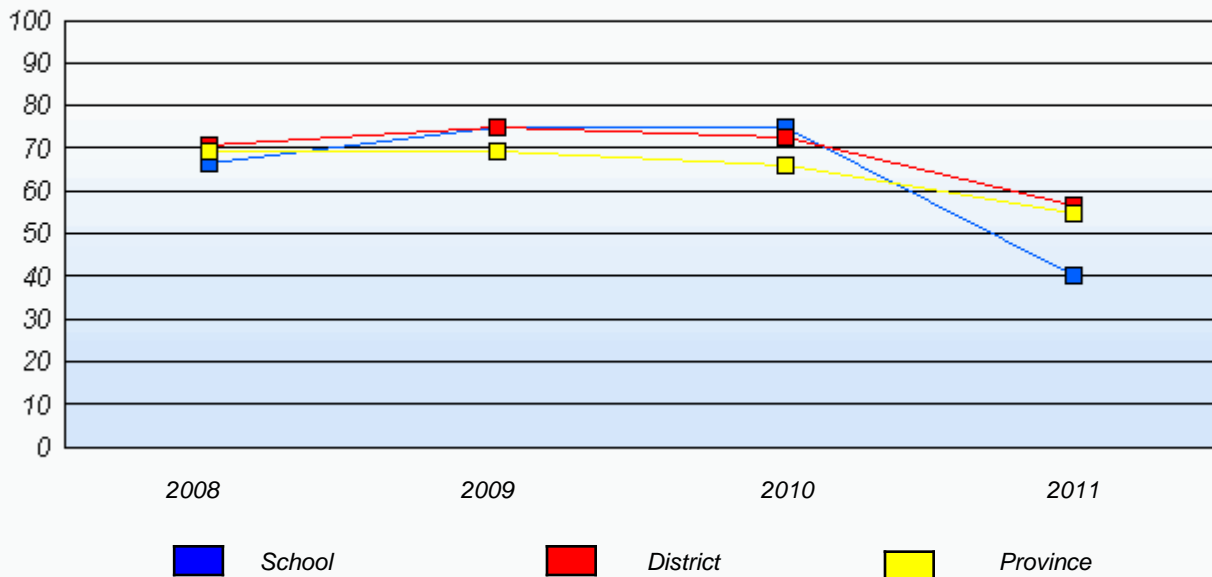
District 2 - Western

School #: 079 St. James All Grade

Demand Writing
 Percentage of students at level 3 or above (2008 - 2011)



Reading
 Percentage of students at level 3 or above (2008 - 2011)



* In some cases, CRT numbers may exceed AGR numbers based on late enrolments. Pie chart is based on the number of students who wrote the CRT.

* Reading score is composite of Information and Poetry.

District 2 - Western

School #: 080 Templeton Academy

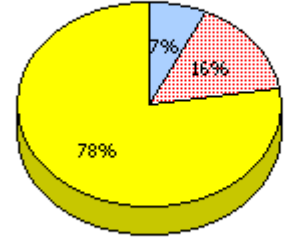
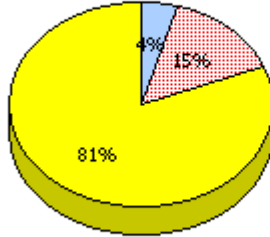
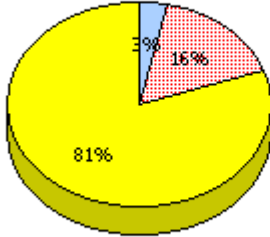
Demand Writing

School

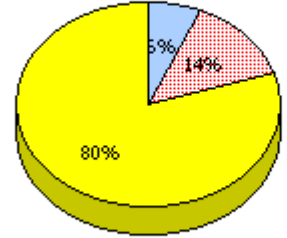
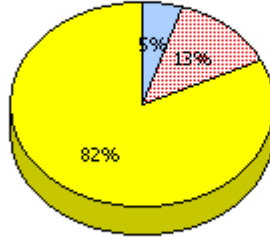
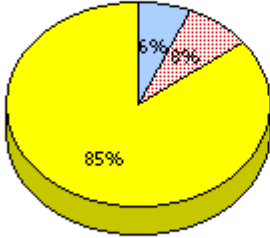
District

Province

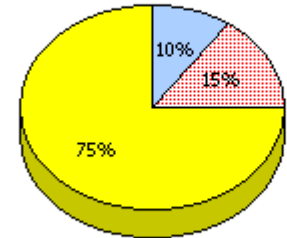
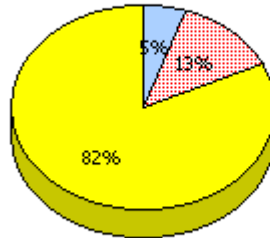
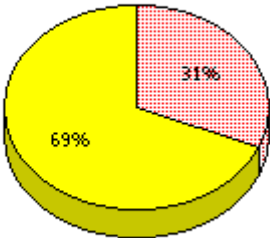
2011
Apr 30,
2011 (31)



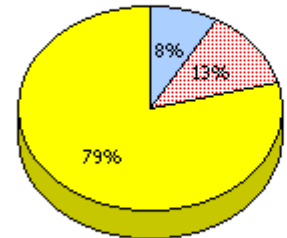
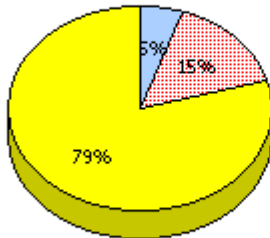
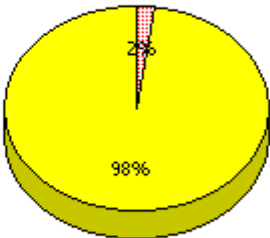
2010
AGR (48)



2009
AGR (54)



2008
AGR (45)



* In some cases, CRT numbers may exceed AGR numbers based on late enrolments. Pie chart is based on the number of students who wrote the CRT.

* Reading score is composite of Information and Poetry.

District 2 - Western

School #: 080 Templeton Academy

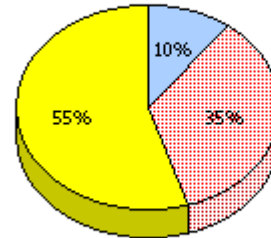
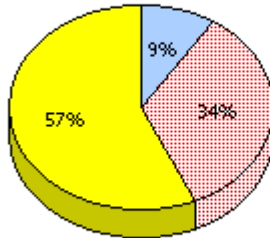
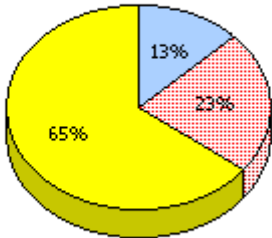
Reading

School

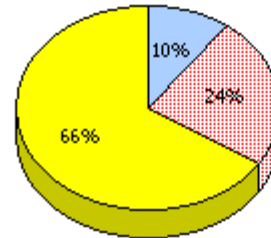
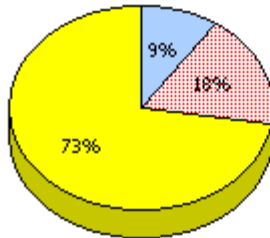
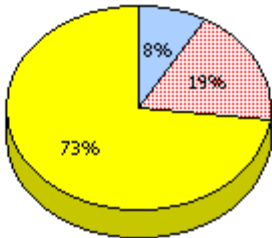
District

Province

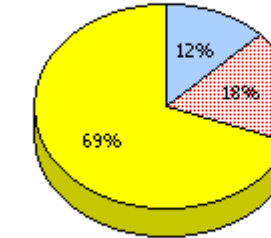
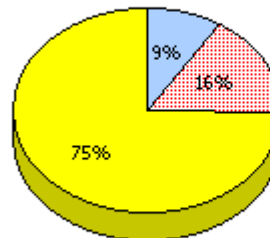
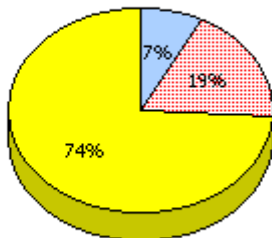
2011
Apr 30,
2011 (31)



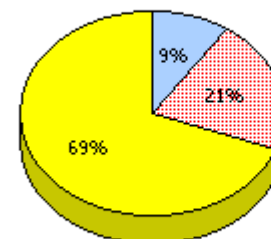
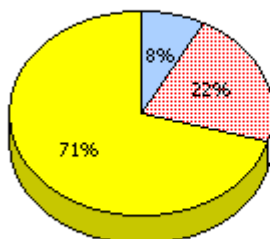
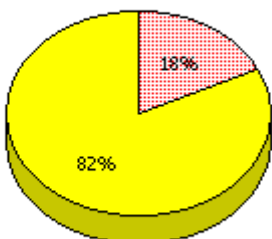
2010
AGR (48)



2009
AGR (54)



2008
AGR (45)



Unknown



Not Yet Meeting (1 or 2)



Meeting or Exceeding (3,4,5)

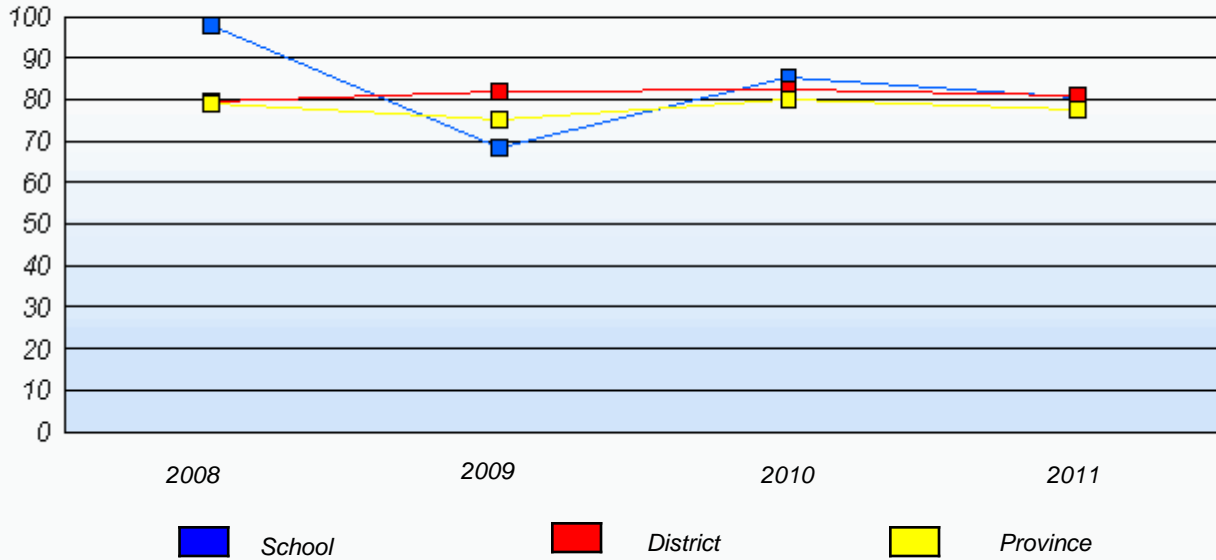
* In some cases, CRT numbers may exceed AGR numbers based on late enrolments. Pie chart is based on the number of students who wrote the CRT.

* Reading score is composite of Information and Poetry.

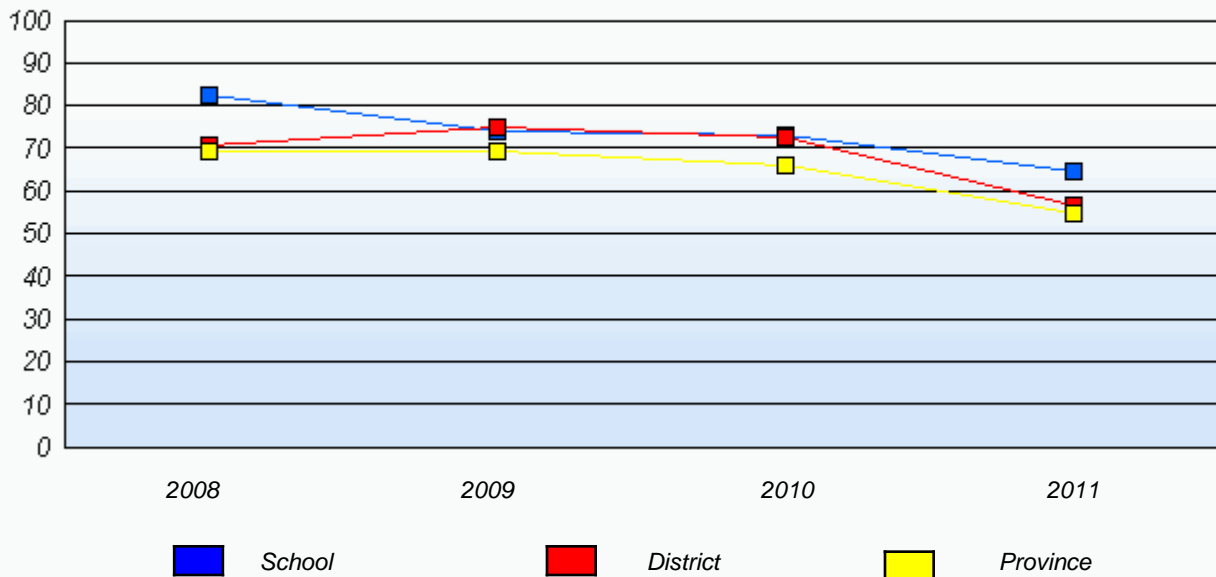
District 2 - Western

School #: 080 Templeton Academy

Demand Writing
Percentage of students at level 3 or above (2008 - 2011)



Reading
Percentage of students at level 3 or above (2008 - 2011)



* In some cases, CRT numbers may exceed AGR numbers based on late enrolments. Pie chart is based on the number of students who wrote the CRT.

* Reading score is composite of Information and Poetry.

District 2 - Western

School #: 083 Pasadena Academy

Demand Writing

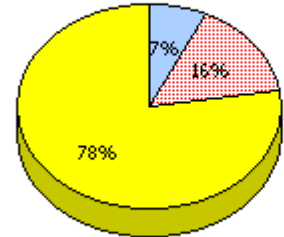
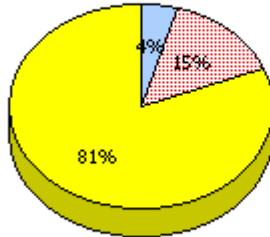
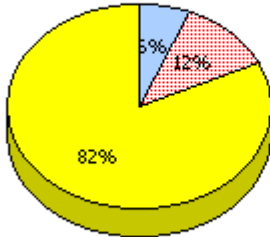
School

District

Province

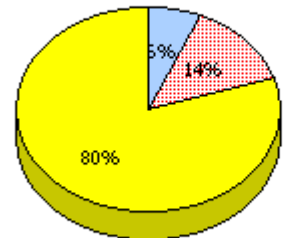
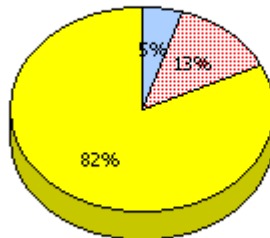
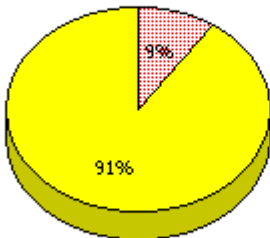
2011

Apr 30,
2011 (50)



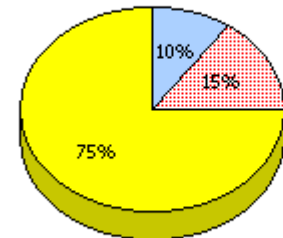
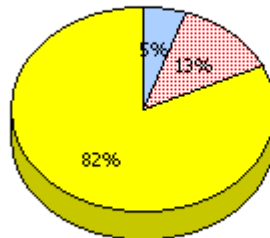
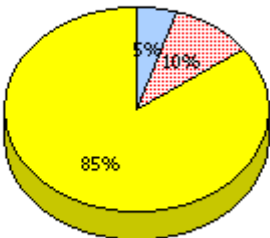
2010

AGR (31)



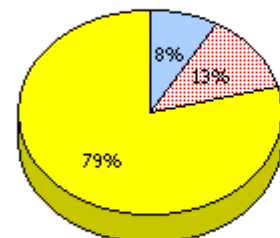
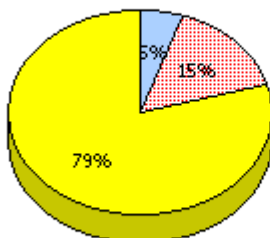
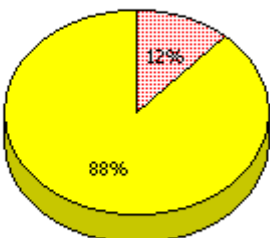
2009

AGR (40)



2008

AGR (34)



Unknown



Not Yet Meeting (1 or 2)



Meeting or Exceeding (3,4,5)

* In some cases, CRT numbers may exceed AGR numbers based on late enrolments. Pie chart is based on the number of students who wrote the CRT.

* Reading score is composite of Information and Poetry.

District 2 - Western

School #: 083 Pasadena Academy

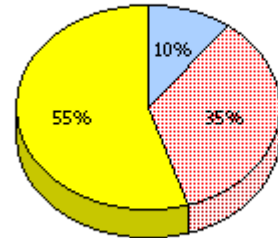
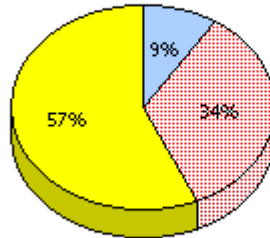
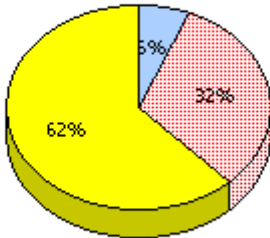
Reading

School

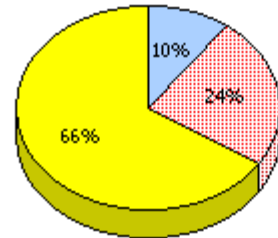
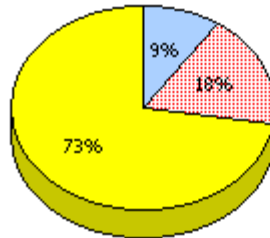
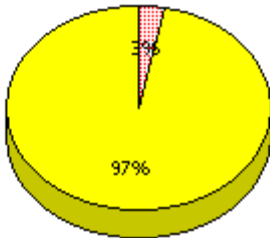
District

Province

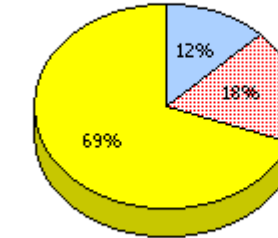
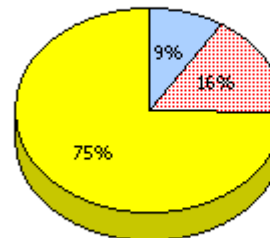
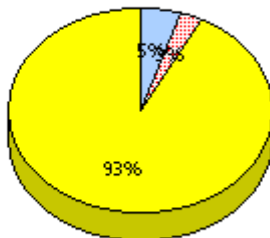
2011
Apr 30,
2011 (50)



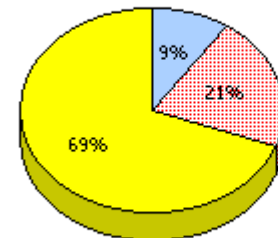
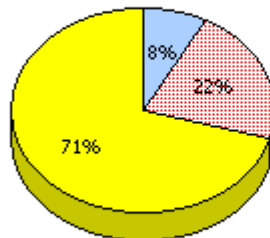
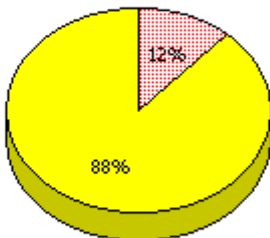
2010
AGR (31)



2009
AGR (40)



2008
AGR (34)



Unknown



Not Yet Meeting (1 or 2)



Meeting or Exceeding (3,4,5)

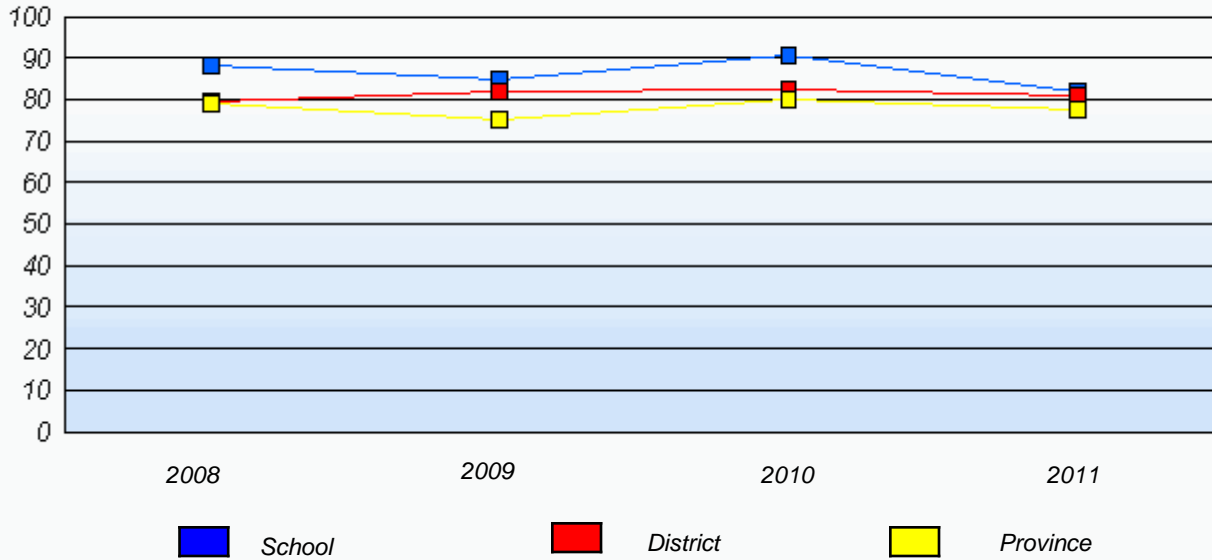
* In some cases, CRT numbers may exceed AGR numbers based on late enrolments. Pie chart is based on the number of students who wrote the CRT.

* Reading score is composite of Information and Poetry.

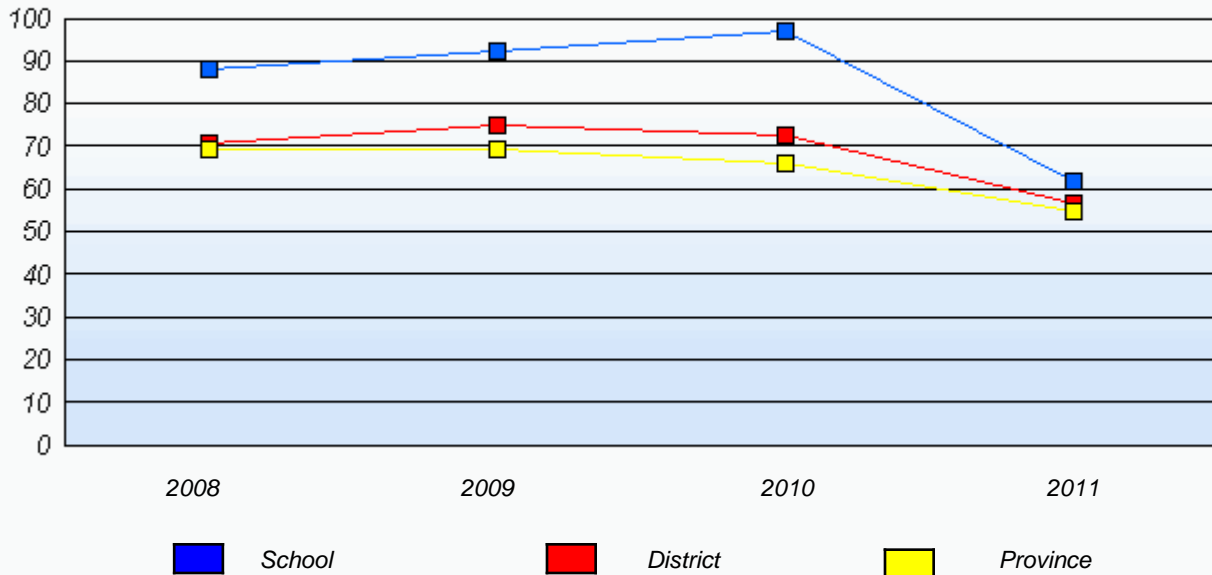
District 2 - Western

School #: 083 Pasadena Academy

Demand Writing
Percentage of students at level 3 or above (2008 - 2011)



Reading
Percentage of students at level 3 or above (2008 - 2011)



* In some cases, CRT numbers may exceed AGR numbers based on late enrolments. Pie chart is based on the number of students who wrote the CRT.

* Reading score is composite of Information and Poetry.

District 2 - Western

School #: 086 Gros Morne Academy

Demand Writing

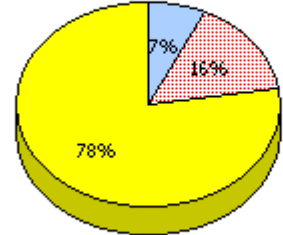
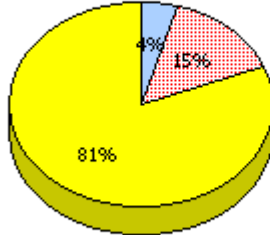
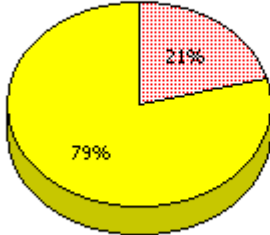
School

District

Province

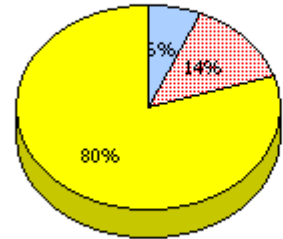
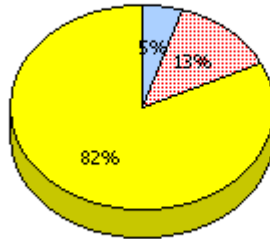
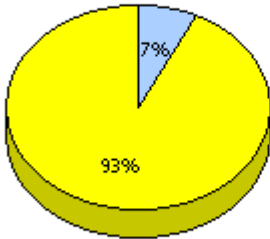
2011

Apr 30,
2011 (24)



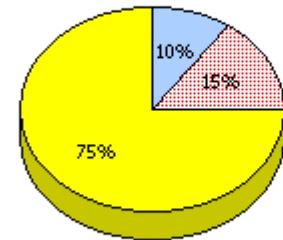
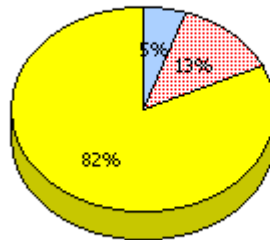
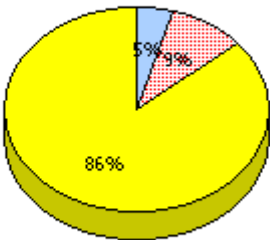
2010

AGR (14)



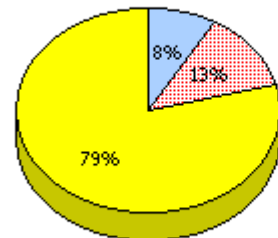
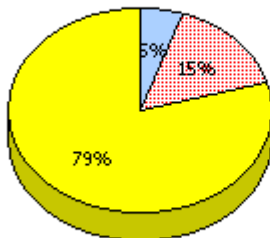
2009

AGR (22)



2008

AGR (17)



Unknown



Not Yet Meeting (1 or 2)



Meeting or Exceeding (3,4,5)

* In some cases, CRT numbers may exceed AGR numbers based on late enrolments. Pie chart is based on the number of students who wrote the CRT.

* Reading score is composite of Information and Poetry.

District 2 - Western

School #: 086 Gros Morne Academy

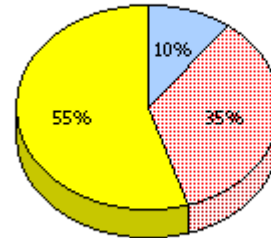
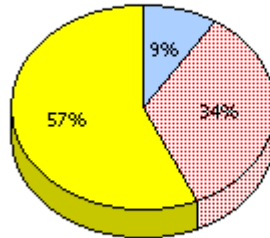
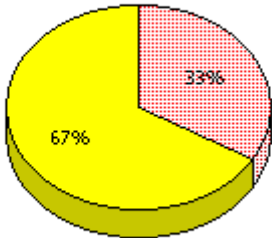
Reading

School

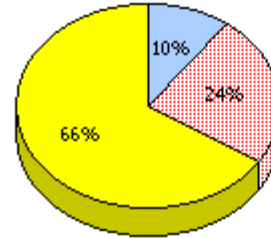
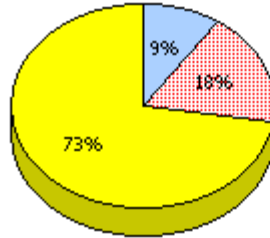
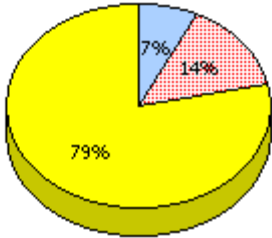
District

Province

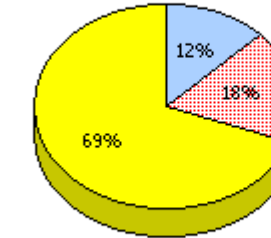
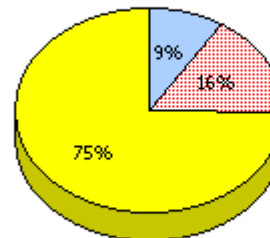
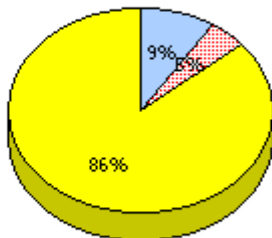
2011
Apr 30,
2011 (24)



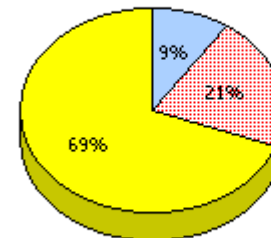
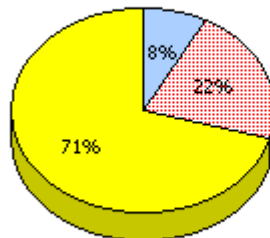
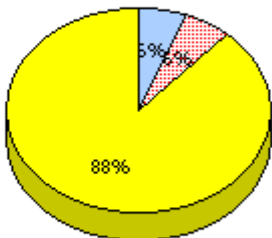
2010
AGR (14)



2009
AGR (22)



2008
AGR (17)



Unknown



Not Yet Meeting (1 or 2)



Meeting or Exceeding (3,4,5)

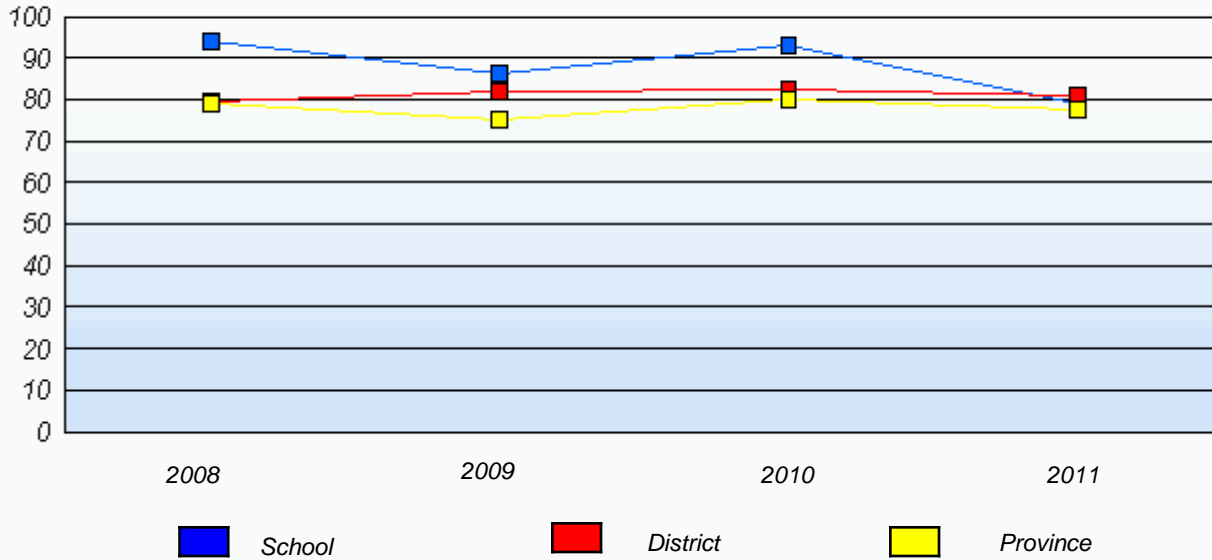
* In some cases, CRT numbers may exceed AGR numbers based on late enrolments. Pie chart is based on the number of students who wrote the CRT.

* Reading score is composite of Information and Poetry.

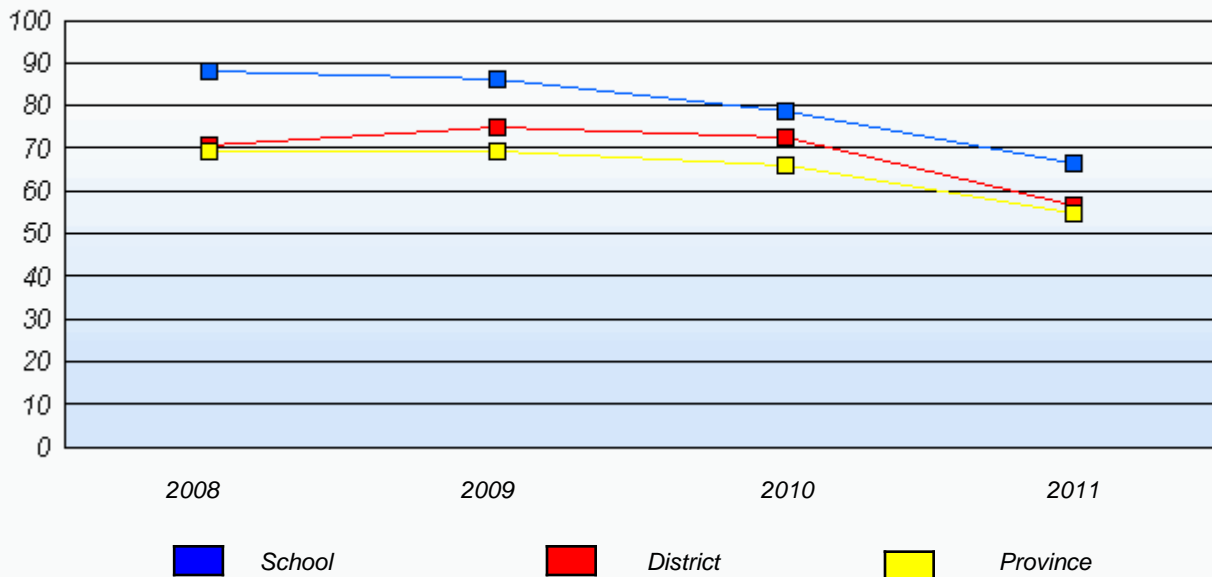
District 2 - Western

School #: 086 Gros Morne Academy

Demand Writing
Percentage of students at level 3 or above (2008 - 2011)



Reading
Percentage of students at level 3 or above (2008 - 2011)



* In some cases, CRT numbers may exceed AGR numbers based on late enrolments. Pie chart is based on the number of students who wrote the CRT.

* Reading score is composite of Information and Poetry.

District 2 - Western

School #: 088 Main River Academy

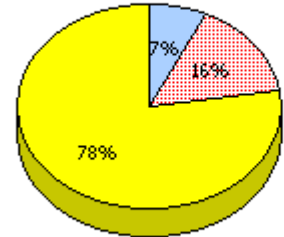
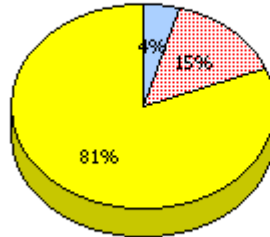
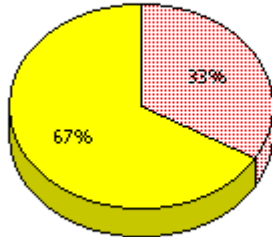
Demand Writing

School

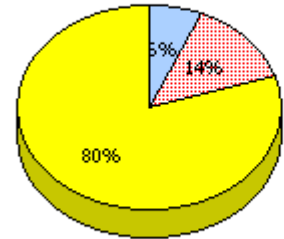
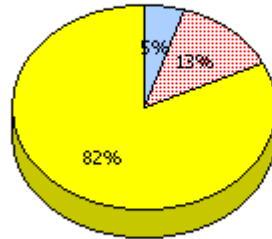
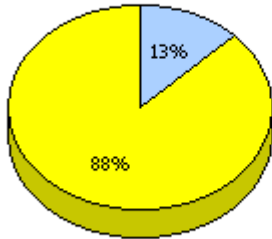
District

Province

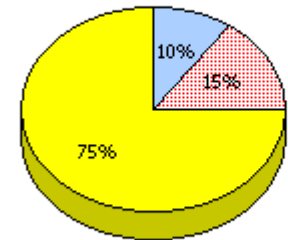
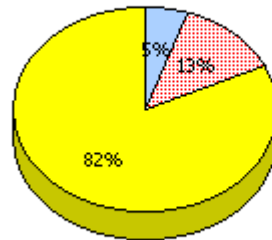
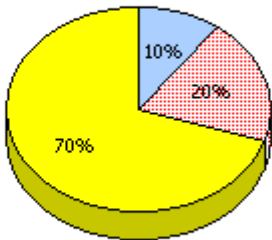
2011
Apr 30,
2011 (6)



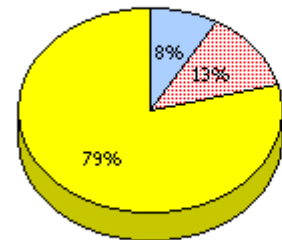
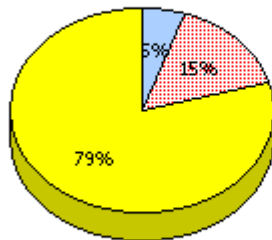
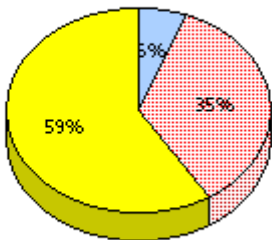
2010
AGR (8)



2009
AGR (10)



2008
AGR (17)



Unknown
 Not Yet Meeting (1 or 2)
 Meeting or Exceeding (3,4,5)

* In some cases, CRT numbers may exceed AGR numbers based on late enrolments. Pie chart is based on the number of students who wrote the CRT.

* Reading score is composite of Information and Poetry.

District 2 - Western

School #: 088 Main River Academy

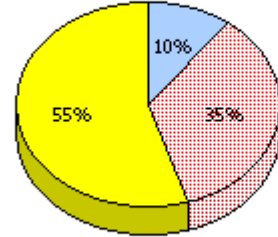
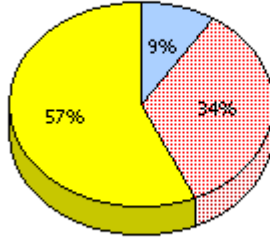
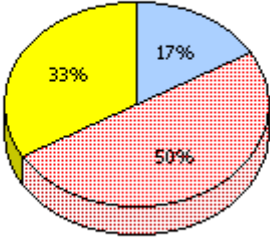
Reading

School

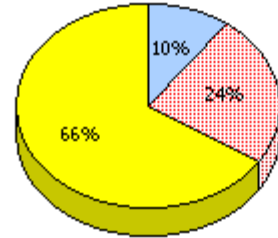
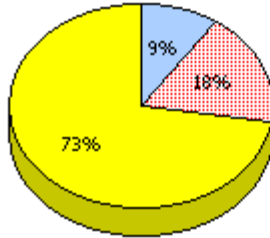
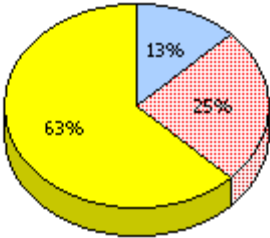
District

Province

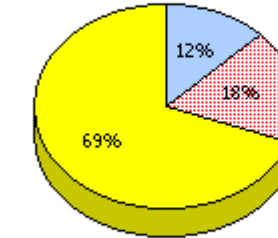
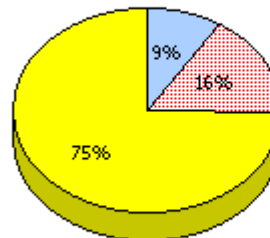
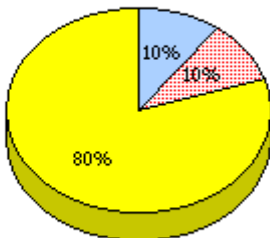
2011
Apr 30,
2011 (6)



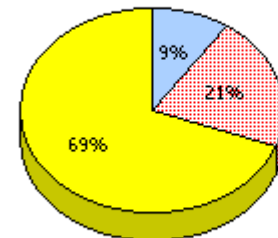
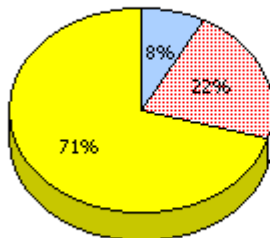
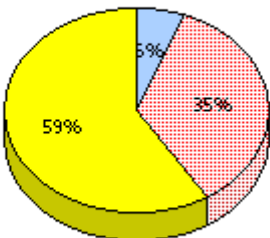
2010
AGR (8)



2009
AGR (10)



2008
AGR (17)



Unknown



Not Yet Meeting (1 or 2)



Meeting or Exceeding (3,4,5)

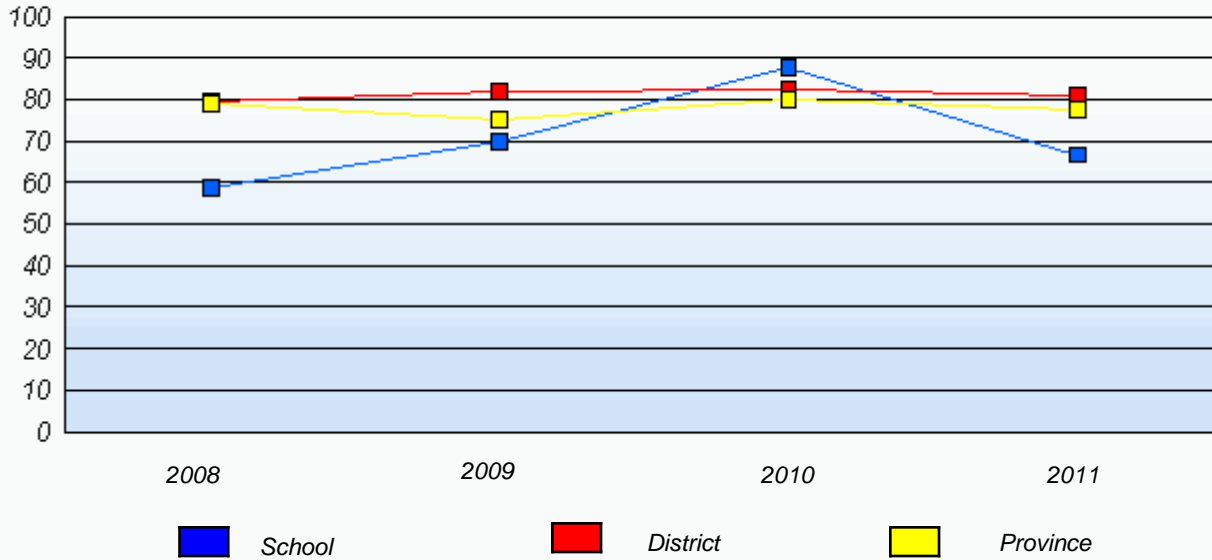
* In some cases, CRT numbers may exceed AGR numbers based on late enrolments. Pie chart is based on the number of students who wrote the CRT.

* Reading score is composite of Information and Poetry.

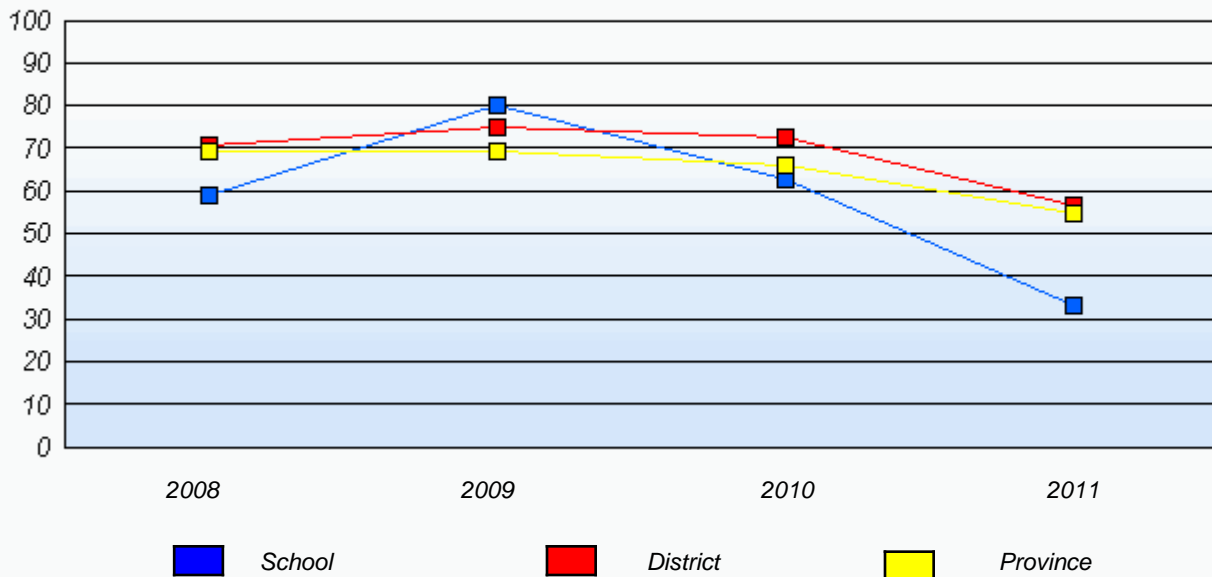
District 2 - Western

School #: 088 Main River Academy

Demand Writing
 Percentage of students at level 3 or above (2008 - 2011)



Reading
 Percentage of students at level 3 or above (2008 - 2011)



* In some cases, CRT numbers may exceed AGR numbers based on late enrolments. Pie chart is based on the number of students who wrote the CRT.

* Reading score is composite of Information and Poetry.

District 2 - Western

School #: 089 Jakeman All Grade

Demand Writing

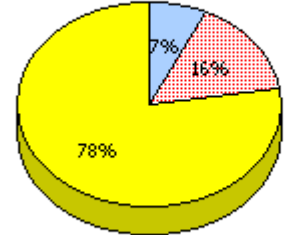
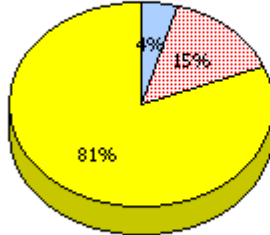
School
School data with 5 or fewer students
withheld for reasons of confidentiality.

District

Province

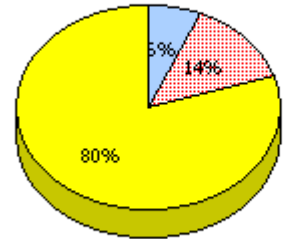
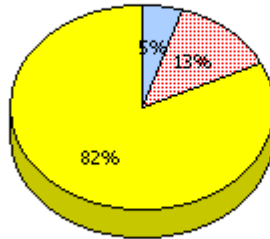
2011

Apr 30,
2011 (4)



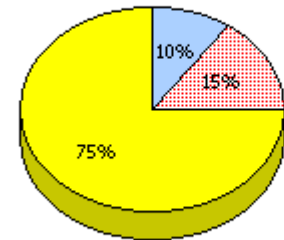
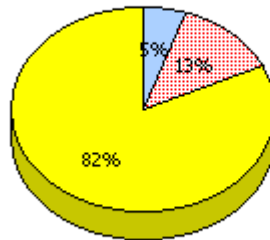
2010

AGR (6)



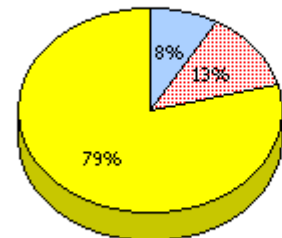
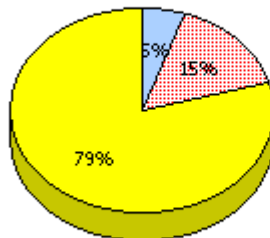
2009

AGR (8)



2008

AGR (10)



Unknown



Not Yet Meeting (1 or 2)



Meeting or Exceeding (3,4,5)

* In some cases, CRT numbers may exceed AGR numbers based on late enrolments. Pie chart is based on the number of students who wrote the CRT.

* Reading score is composite of Information and Poetry.

District 2 - Western

School #: 089 Jakeman All Grade

School

School data with 5 or fewer students withheld for reasons of confidentiality.

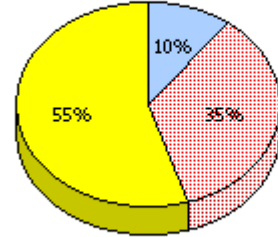
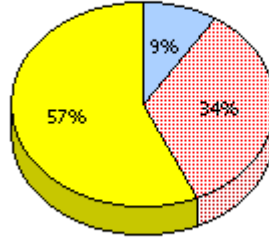
Reading

District

Province

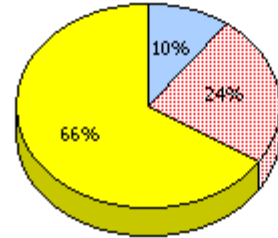
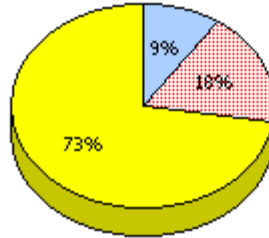
2011

Apr 30,
2011 (4)



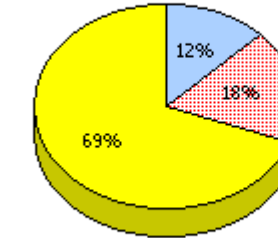
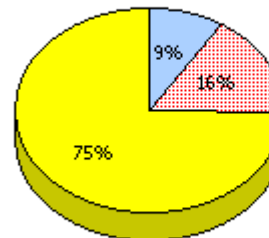
2010

AGR (6)



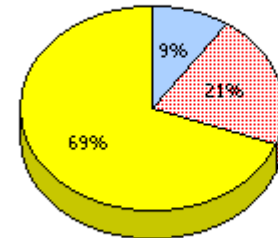
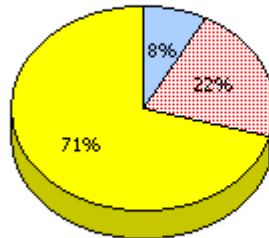
2009

AGR (8)



2008

AGR (10)



Unknown



Not Yet Meeting (1 or 2)



Meeting or Exceeding (3,4,5)

* In some cases, CRT numbers may exceed AGR numbers based on late enrolments. Pie chart is based on the number of students who wrote the CRT.

* Reading score is composite of Information and Poetry.

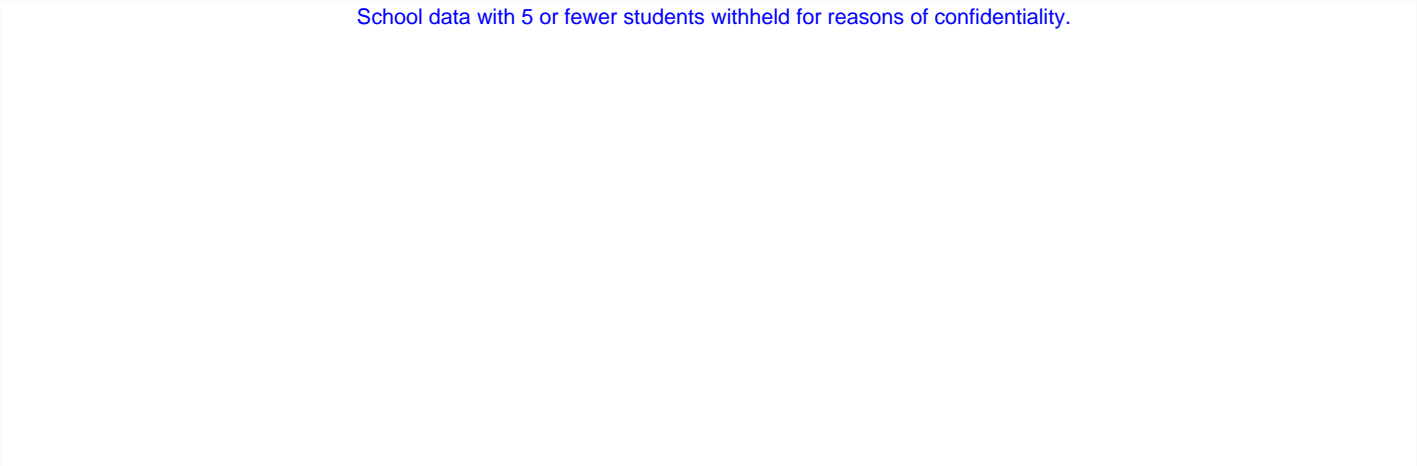
District 2 - Western

School #: 089 Jakeman All Grade

Demand Writing

Percentage of students at level 3 or above (2008 - 2011)

School data with 5 or fewer students withheld for reasons of confidentiality.

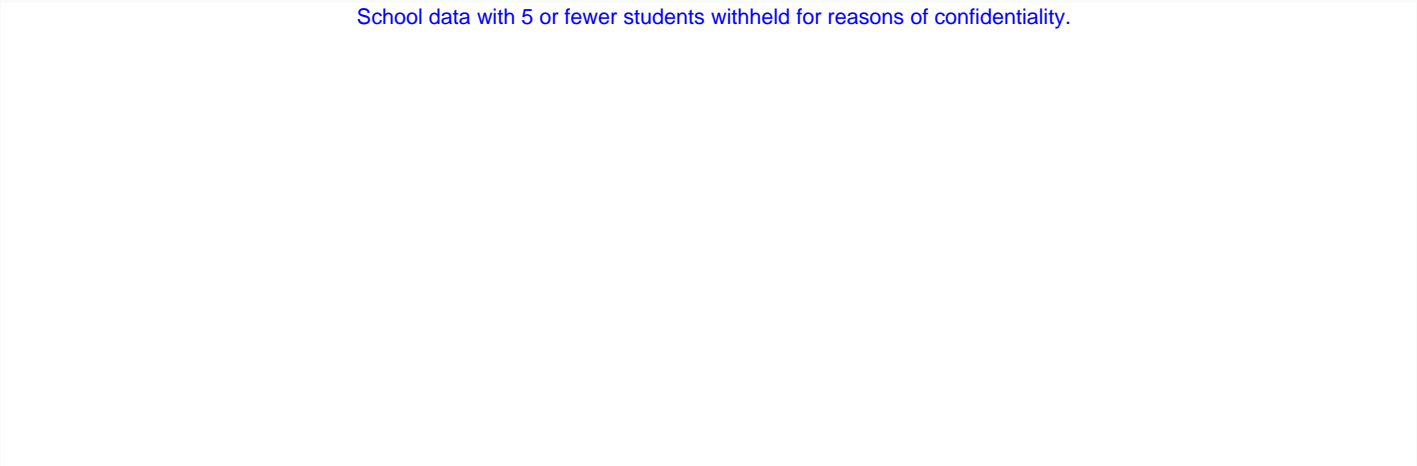


2008 2009 2010 2011
 School
 District
 Province

Reading

Percentage of students at level 3 or above (2008 - 2011)

School data with 5 or fewer students withheld for reasons of confidentiality.



2008 2009 2010 2011
 School
 District
 Province

* In some cases, CRT numbers may exceed AGR numbers based on late enrolments. Pie chart is based on the number of students who wrote the CRT.

* Reading score is composite of Information and Poetry.

District 2 - Western

School #: 091 Burgeo Academy

Demand Writing

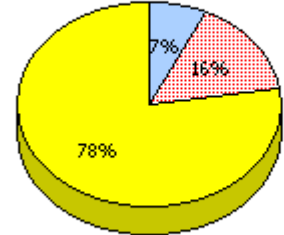
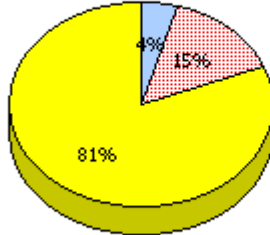
School

District

Province

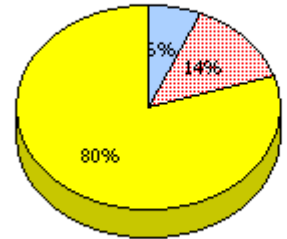
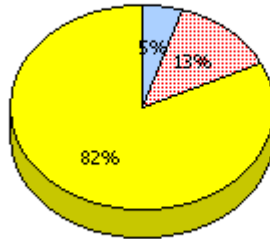
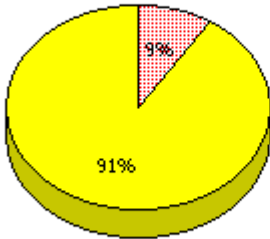
2011

Apr 30,
2011 (14)



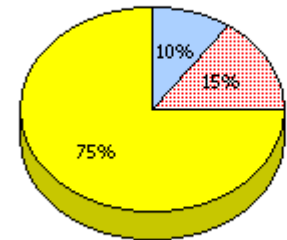
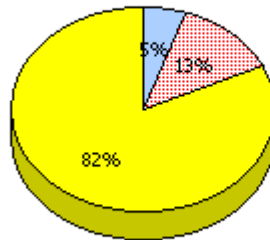
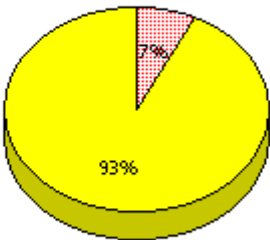
2010

AGR (11)



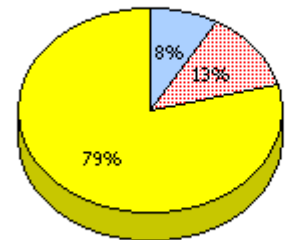
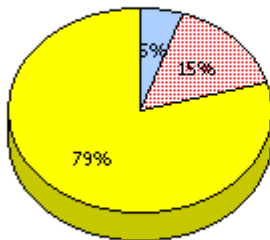
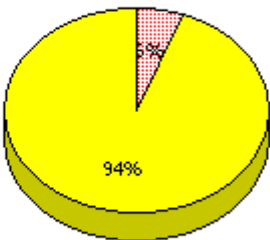
2009

AGR (14)



2008

AGR (18)



Unknown



Not Yet Meeting (1 or 2)



Meeting or Exceeding (3,4,5)

* In some cases, CRT numbers may exceed AGR numbers based on late enrolments. Pie chart is based on the number of students who wrote the CRT.

* Reading score is composite of Information and Poetry.

District 2 - Western

School #: 091 Burgeo Academy

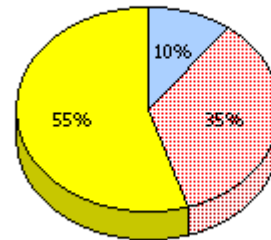
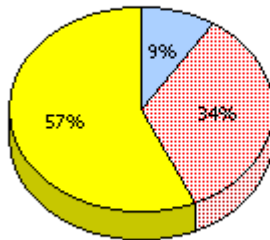
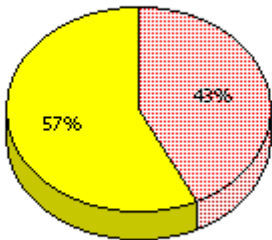
Reading

School

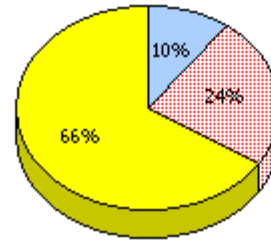
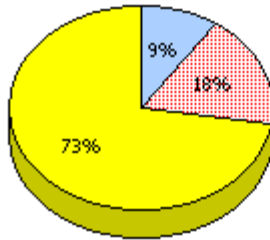
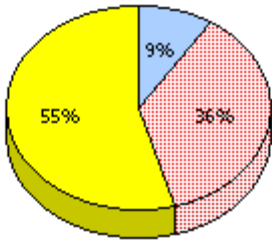
District

Province

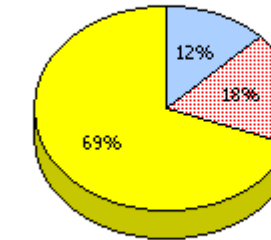
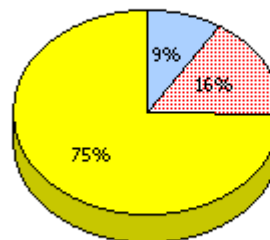
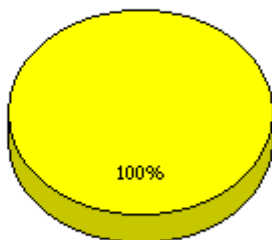
2011
Apr 30,
2011 (14)



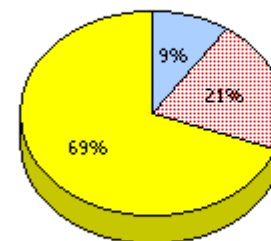
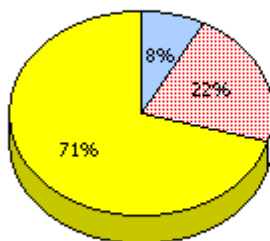
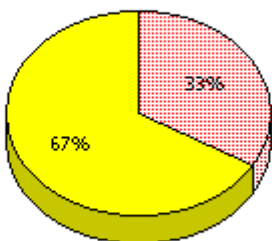
2010
AGR (11)



2009
AGR (14)



2008
AGR (18)



Unknown



Not Yet Meeting (1 or 2)



Meeting or Exceeding (3,4,5)

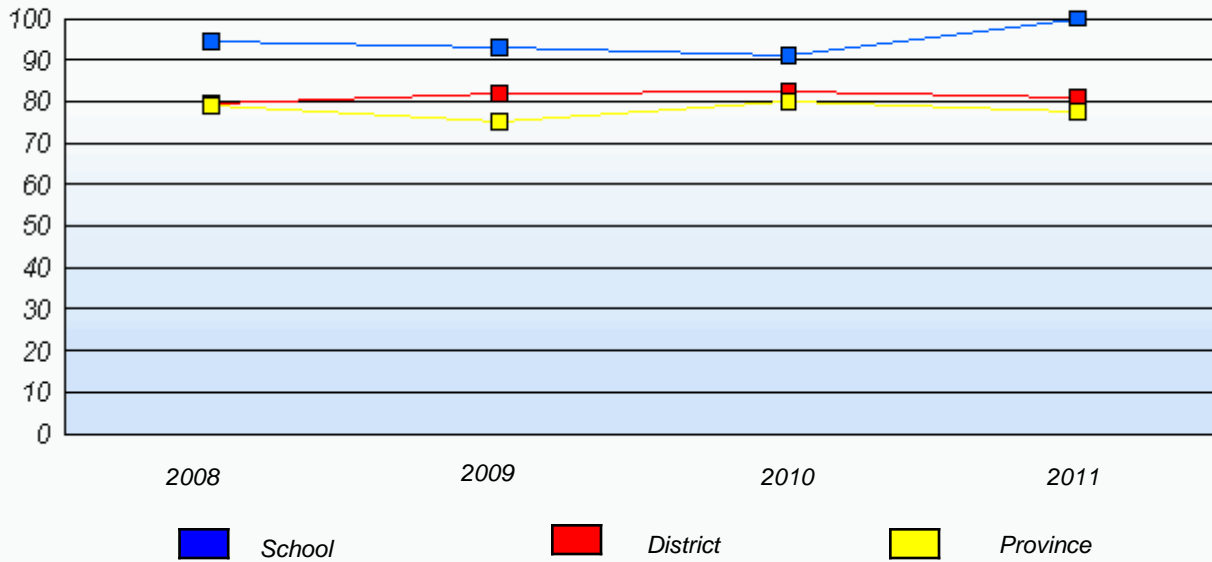
* In some cases, CRT numbers may exceed AGR numbers based on late enrolments. Pie chart is based on the number of students who wrote the CRT.

* Reading score is composite of Information and Poetry.

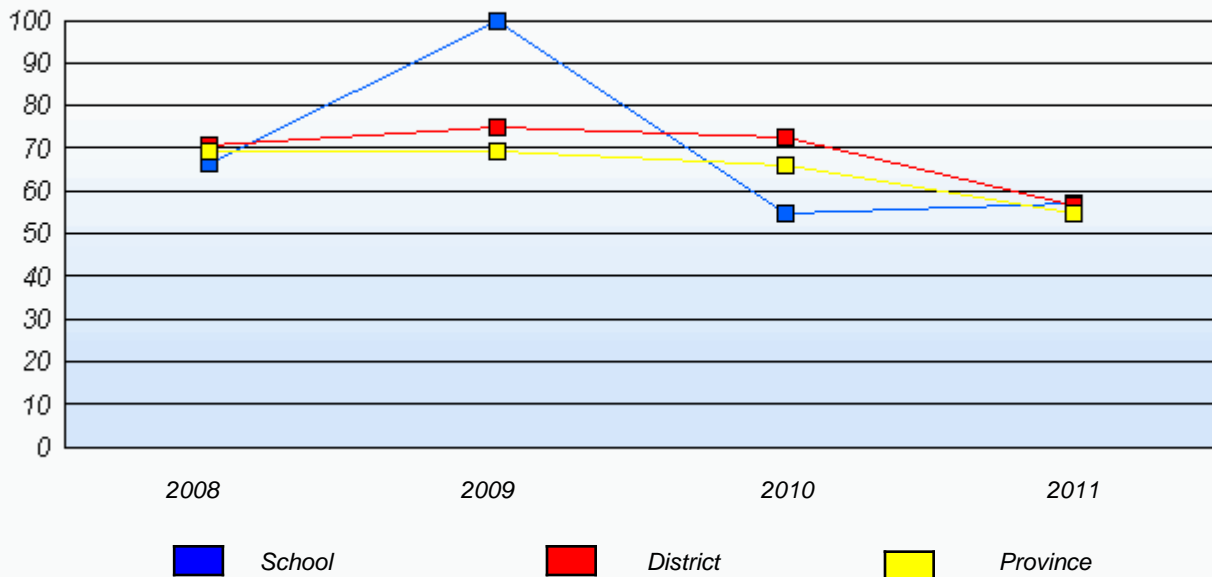
District 2 - Western

School #: 091 Burgeo Academy

Demand Writing
Percentage of students at level 3 or above (2008 - 2011)



Reading
Percentage of students at level 3 or above (2008 - 2011)



* In some cases, CRT numbers may exceed AGR numbers based on late enrolments. Pie chart is based on the number of students who wrote the CRT.

* Reading score is composite of Information and Poetry.

District 2 - Western

School #: 092 Grandy's River Collegiate

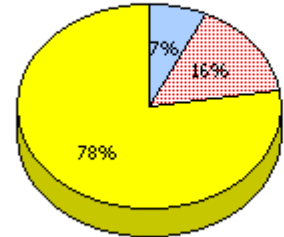
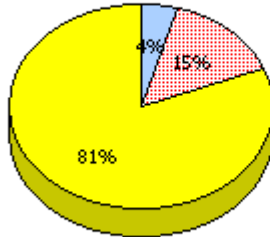
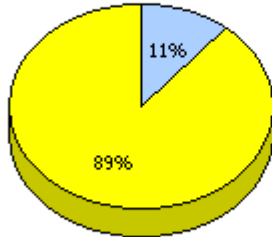
Demand Writing

School

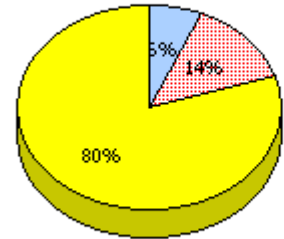
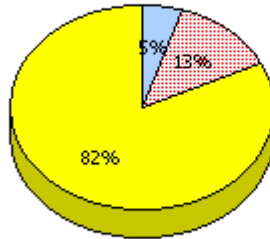
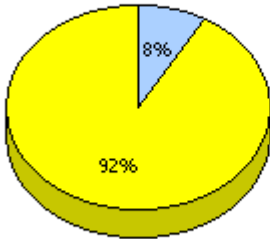
District

Province

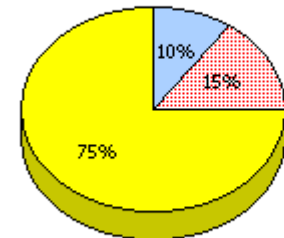
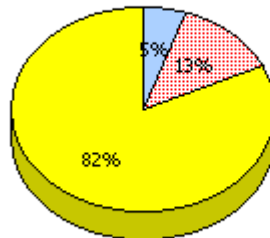
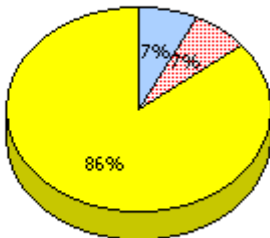
2011
Apr 30,
2011 (9)



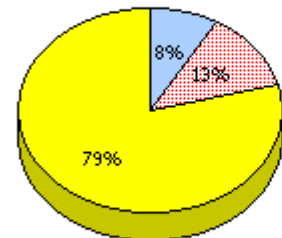
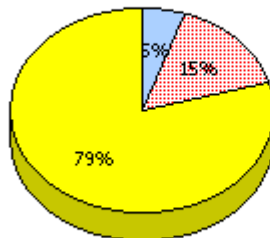
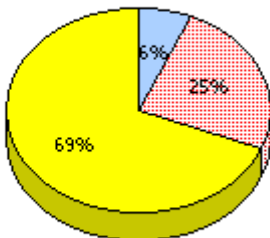
2010
AGR (12)



2009
AGR (14)



2008
AGR (16)



Unknown



Not Yet Meeting (1 or 2)



Meeting or Exceeding (3,4,5)

* In some cases, CRT numbers may exceed AGR numbers based on late enrolments. Pie chart is based on the number of students who wrote the CRT.

* Reading score is composite of Information and Poetry.

District 2 - Western

School #: 092 Grandy's River Collegiate

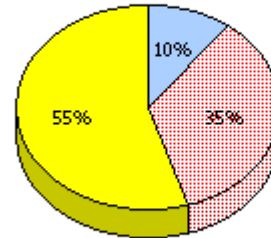
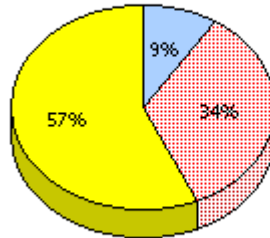
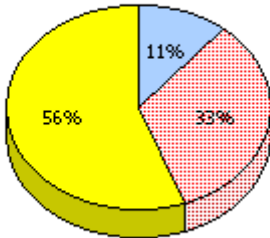
Reading

School

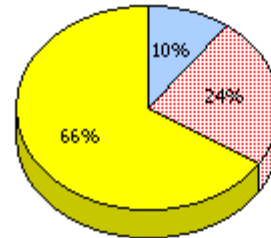
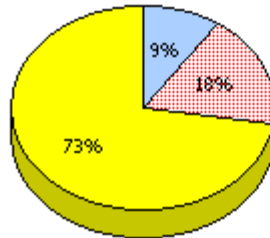
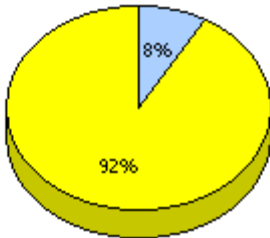
District

Province

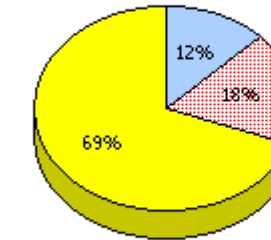
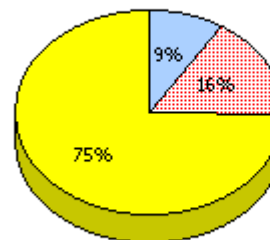
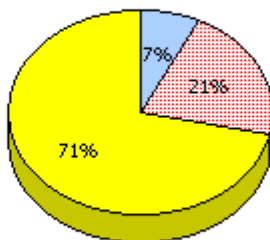
2011
Apr 30,
2011 (9)



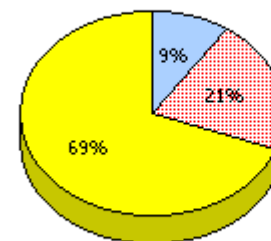
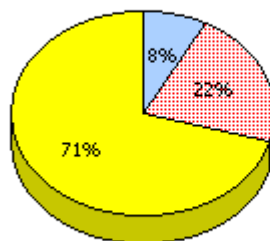
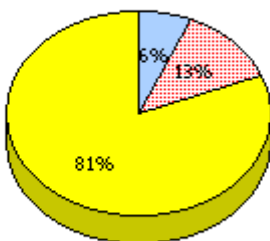
2010
AGR (12)



2009
AGR (14)



2008
AGR (16)



Unknown



Not Yet Meeting (1 or 2)



Meeting or Exceeding (3,4,5)

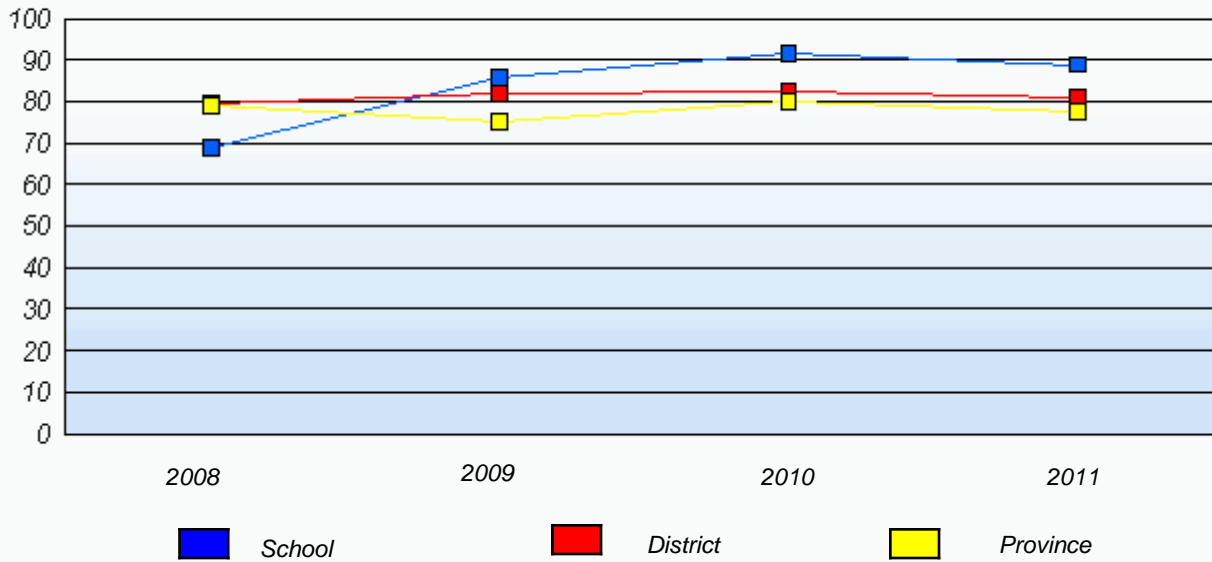
* In some cases, CRT numbers may exceed AGR numbers based on late enrolments. Pie chart is based on the number of students who wrote the CRT.

* Reading score is composite of Information and Poetry.

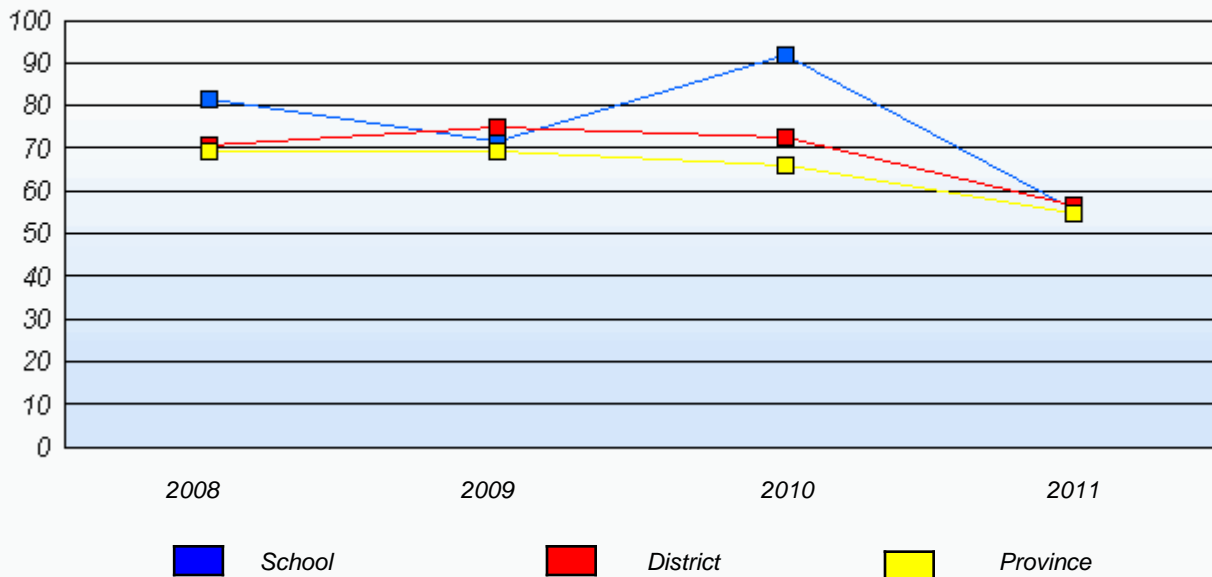
District 2 - Western

School #: 092 Grandy's River Collegiate

Demand Writing
Percentage of students at level 3 or above (2008 - 2011)



Reading
Percentage of students at level 3 or above (2008 - 2011)



* In some cases, CRT numbers may exceed AGR numbers based on late enrolments. Pie chart is based on the number of students who wrote the CRT.

* Reading score is composite of Information and Poetry.

District 2 - Western

School #: 099 St. James' Regional High School

Demand Writing

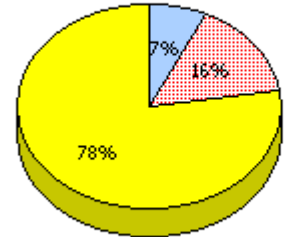
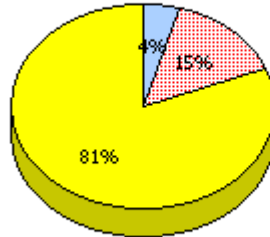
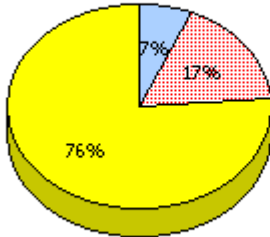
School

District

Province

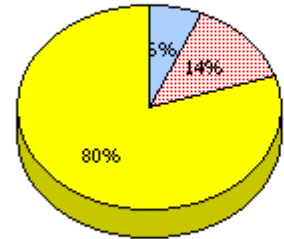
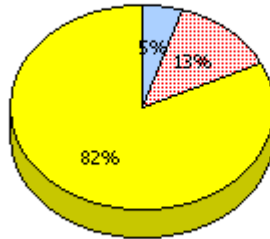
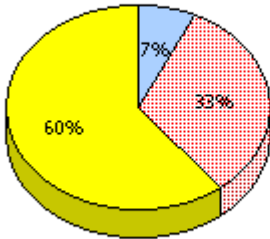
2011

Apr 30,
2011 (46)



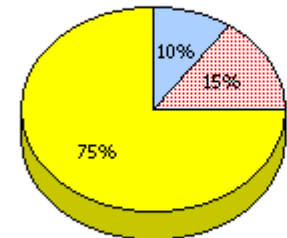
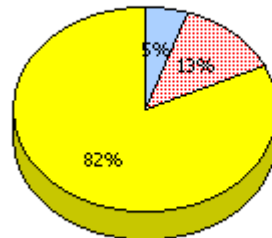
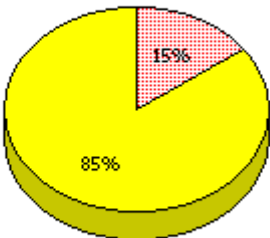
2010

AGR (43)



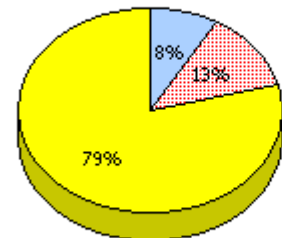
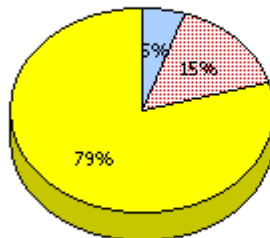
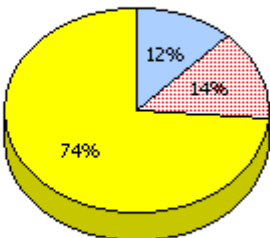
2009

AGR (60)



2008

AGR (50)



Unknown



Not Yet Meeting (1 or 2)



Meeting or Exceeding (3,4,5)

* In some cases, CRT numbers may exceed AGR numbers based on late enrolments. Pie chart is based on the number of students who wrote the CRT.

* Reading score is composite of Information and Poetry.

District 2 - Western

School #: 099 St. James' Regional High School

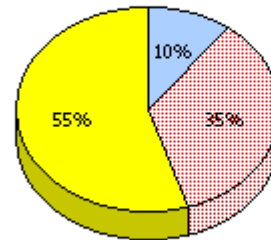
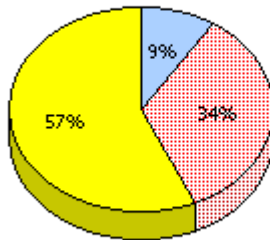
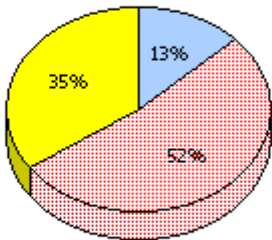
Reading

School

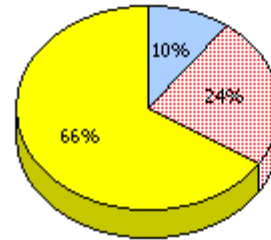
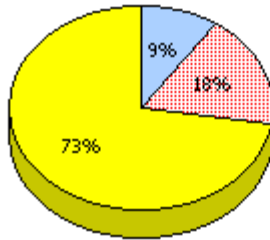
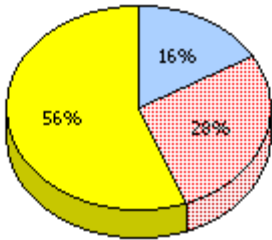
District

Province

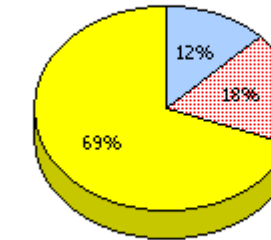
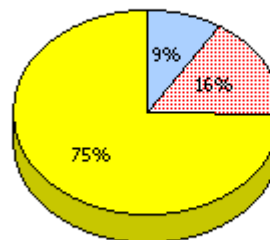
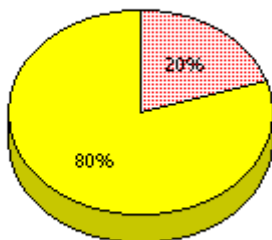
2011
Apr 30,
2011 (46)



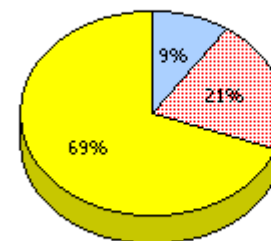
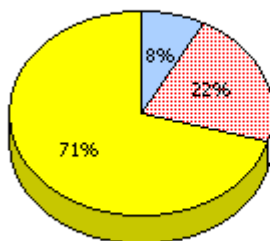
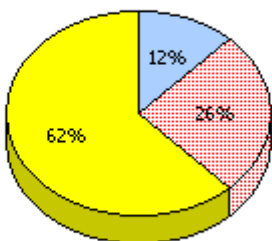
2010
AGR (43)



2009
AGR (60)



2008
AGR (50)



Unknown



Not Yet Meeting (1 or 2)



Meeting or Exceeding (3,4,5)

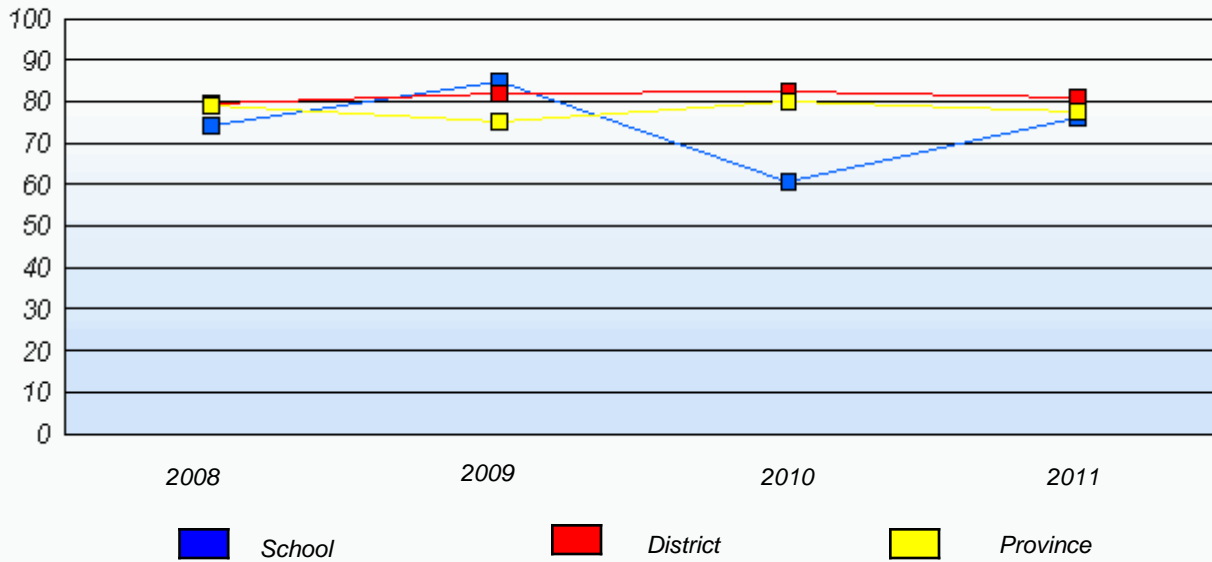
* In some cases, CRT numbers may exceed AGR numbers based on late enrolments. Pie chart is based on the number of students who wrote the CRT.

* Reading score is composite of Information and Poetry.

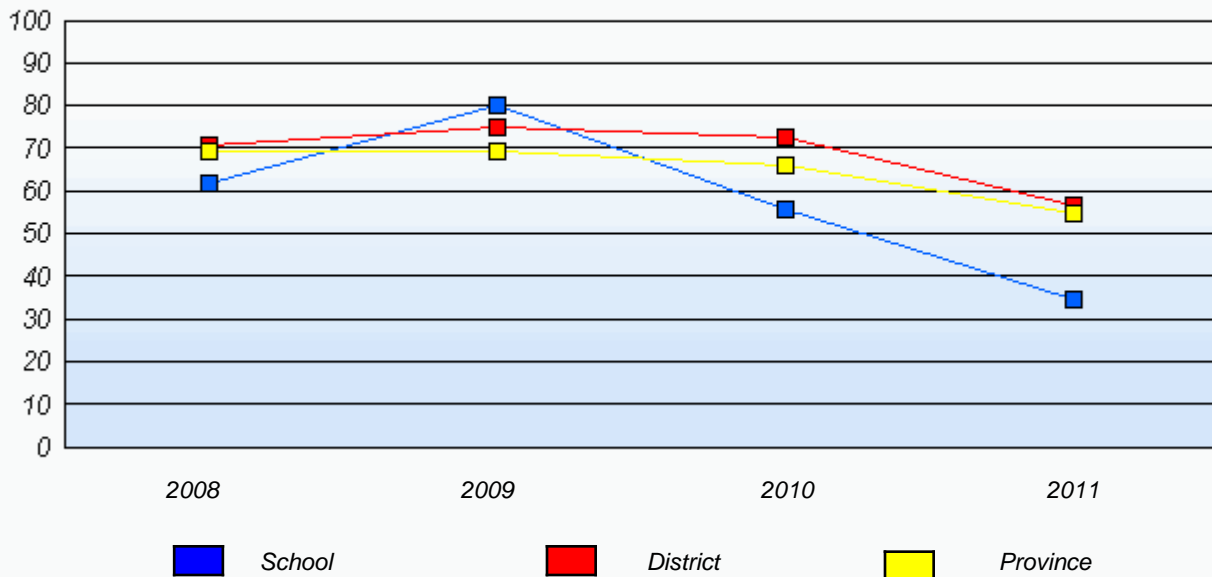
District 2 - Western

School #: 099 St. James' Regional High School

Demand Writing
Percentage of students at level 3 or above (2008 - 2011)



Reading
Percentage of students at level 3 or above (2008 - 2011)



* In some cases, CRT numbers may exceed AGR numbers based on late enrolments. Pie chart is based on the number of students who wrote the CRT.

* Reading score is composite of Information and Poetry.

District 2 - Western

School #: 103 LeGallais Memorial

Demand Writing

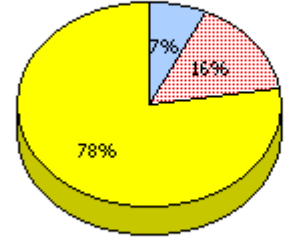
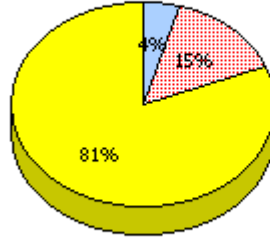
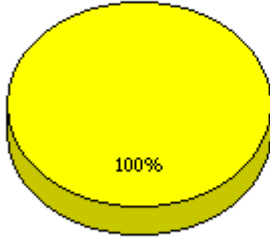
School

District

Province

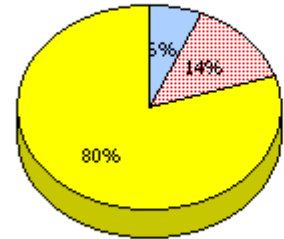
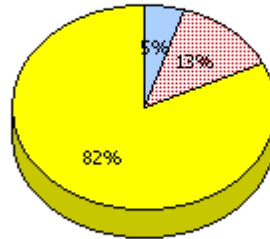
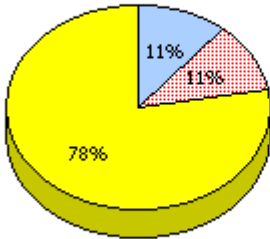
2011

Apr 30,
2011 (6)



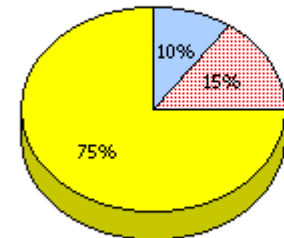
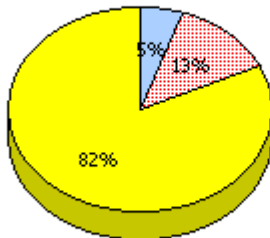
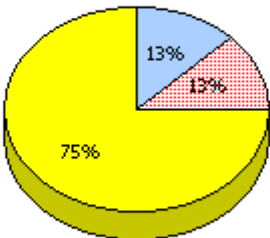
2010

AGR (9)



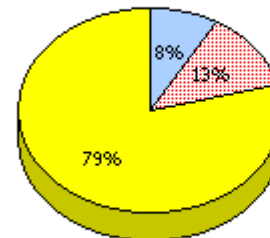
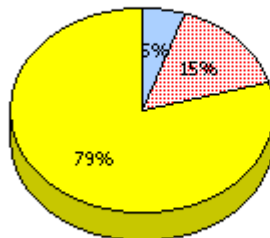
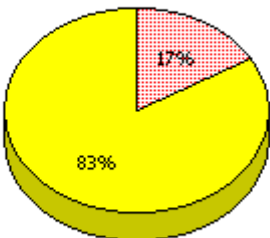
2009

AGR (8)



2008

AGR (6)



Unknown



Not Yet Meeting (1 or 2)



Meeting or Exceeding (3,4,5)

* In some cases, CRT numbers may exceed AGR numbers based on late enrolments. Pie chart is based on the number of students who wrote the CRT.

* Reading score is composite of Information and Poetry.

District 2 - Western

School #: 103 LeGallais Memorial

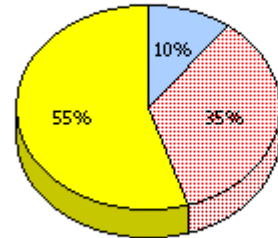
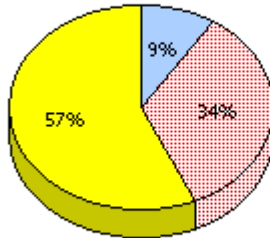
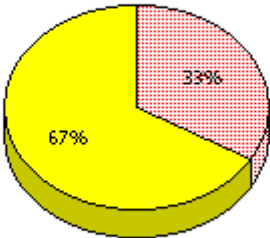
Reading

School

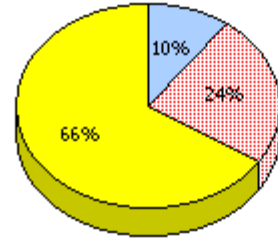
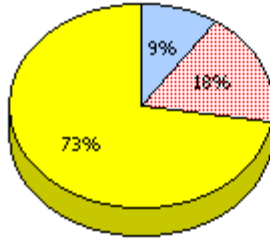
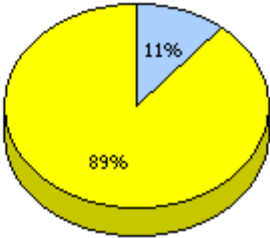
District

Province

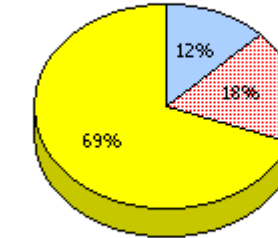
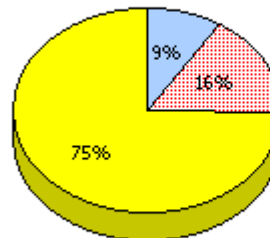
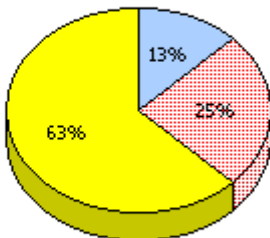
2011
Apr 30,
2011 (6)



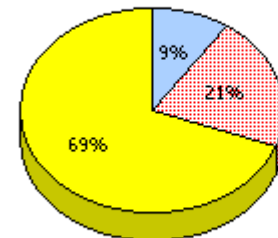
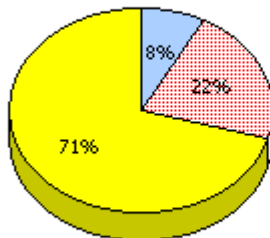
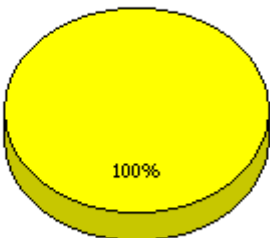
2010
AGR (9)



2009
AGR (8)



2008
AGR (6)



Unknown



Not Yet Meeting (1 or 2)



Meeting or Exceeding (3,4,5)

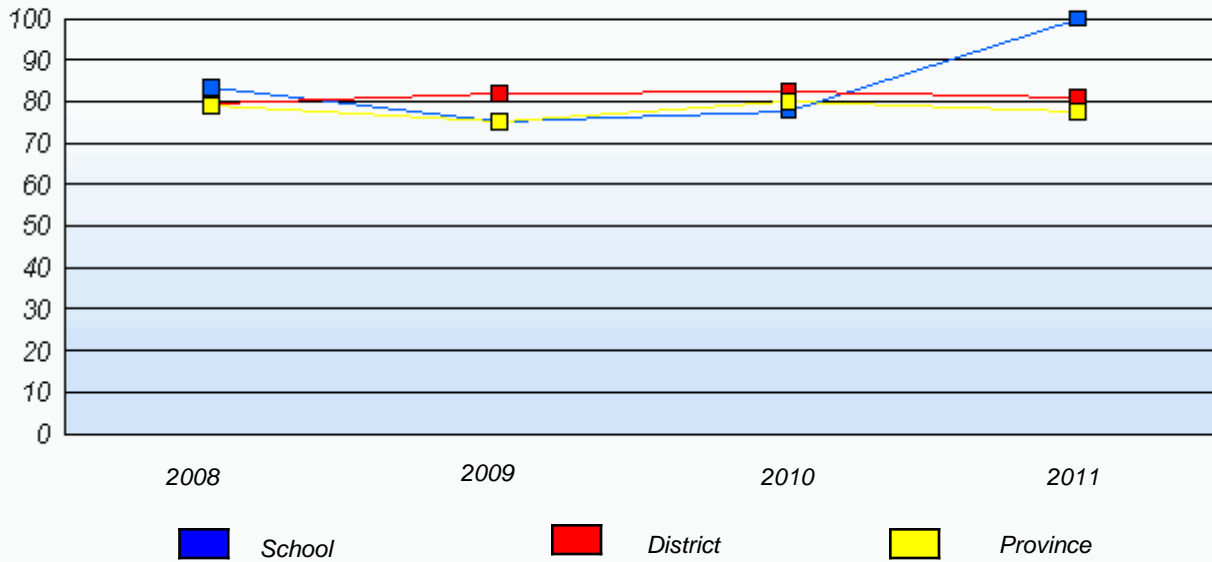
* In some cases, CRT numbers may exceed AGR numbers based on late enrolments. Pie chart is based on the number of students who wrote the CRT.

* Reading score is composite of Information and Poetry.

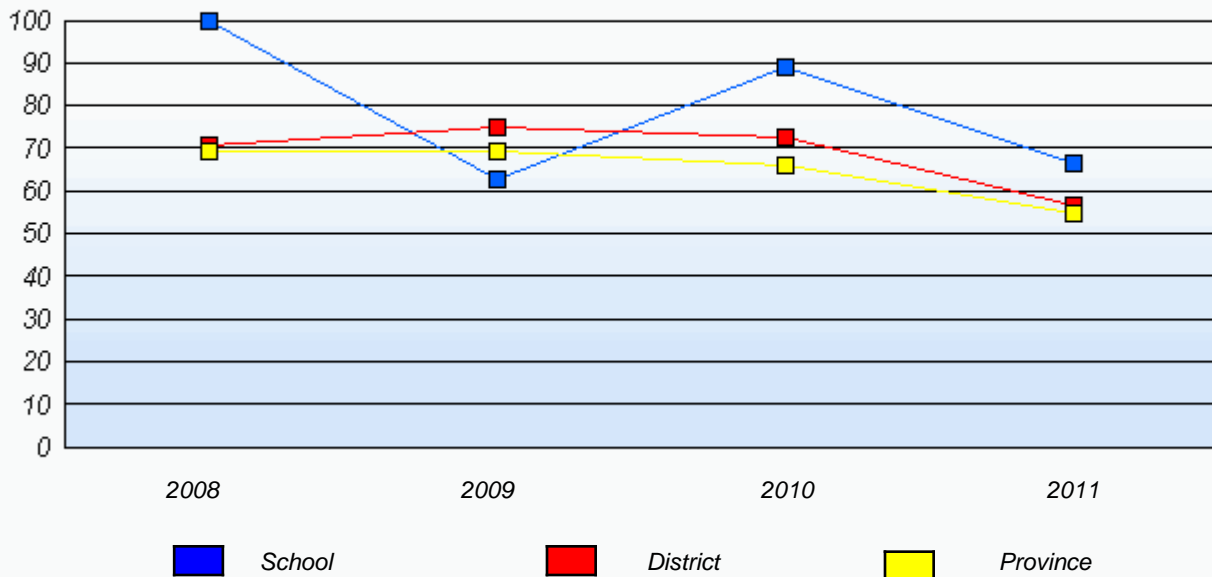
District 2 - Western

School #: 103 LeGallais Memorial

Demand Writing
Percentage of students at level 3 or above (2008 - 2011)



Reading
Percentage of students at level 3 or above (2008 - 2011)



* In some cases, CRT numbers may exceed AGR numbers based on late enrolments. Pie chart is based on the number of students who wrote the CRT.

* Reading score is composite of Information and Poetry.

District 2 - Western

School #: 110 Piccadilly Central High

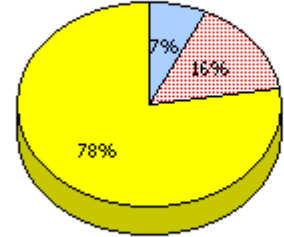
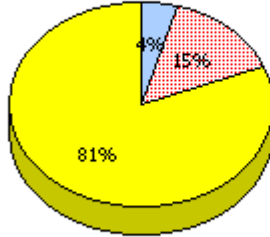
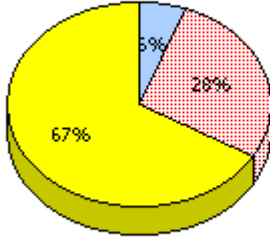
Demand Writing

School

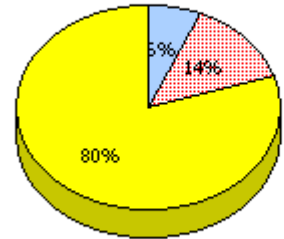
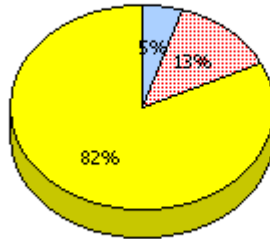
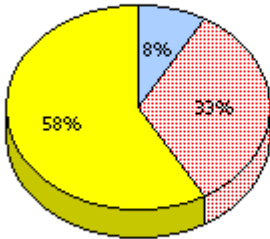
District

Province

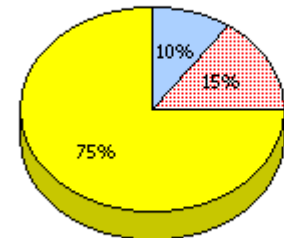
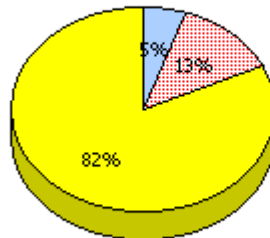
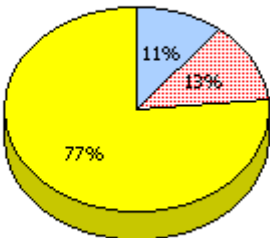
2011
Apr 30,
2011 (36)



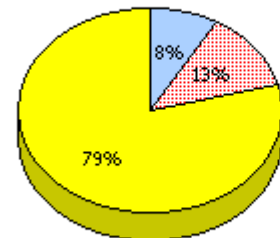
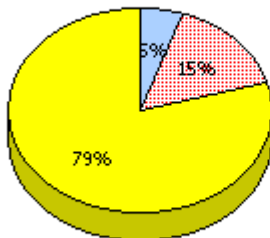
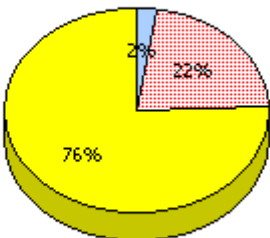
2010
AGR (48)



2009
AGR (47)



2008
AGR (41)



Unknown
 Not Yet Meeting (1 or 2)
 Meeting or Exceeding (3,4,5)

* In some cases, CRT numbers may exceed AGR numbers based on late enrolments. Pie chart is based on the number of students who wrote the CRT.

* Reading score is composite of Information and Poetry.

District 2 - Western

School #: 110 Piccadilly Central High

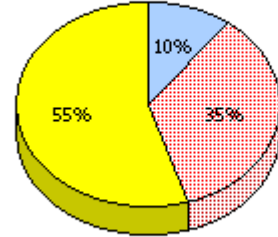
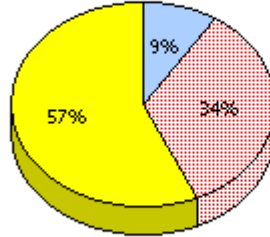
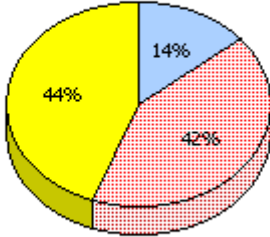
Reading

School

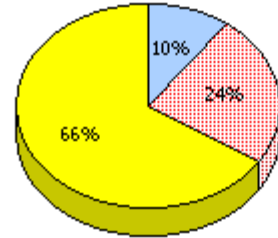
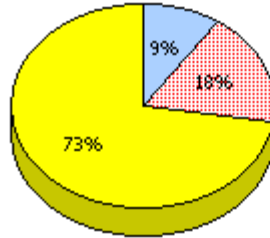
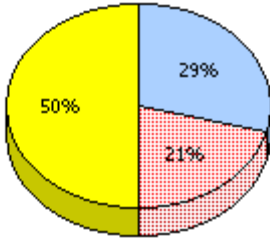
District

Province

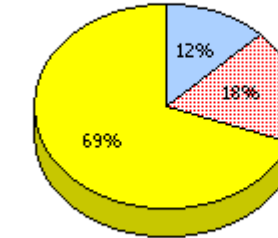
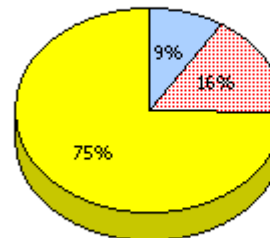
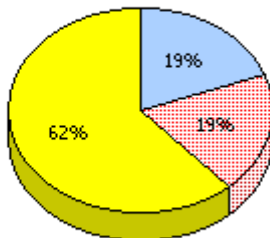
2011
Apr 30,
2011 (36)



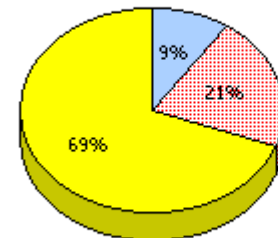
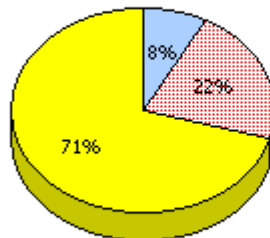
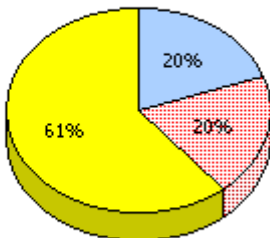
2010
AGR (48)



2009
AGR (47)



2008
AGR (41)



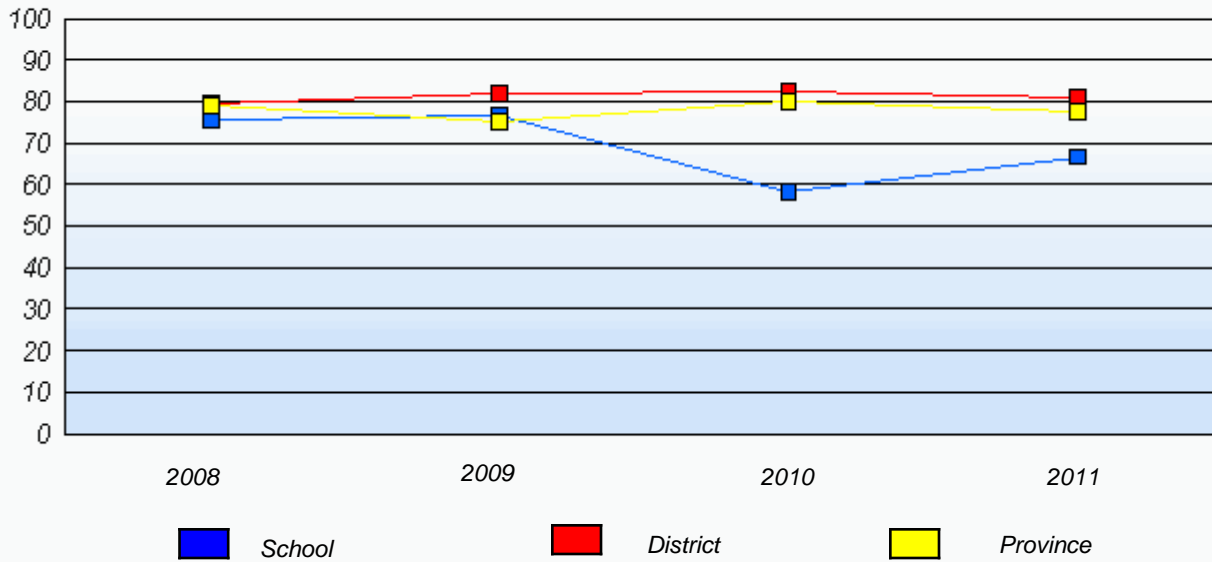
* In some cases, CRT numbers may exceed AGR numbers based on late enrolments. Pie chart is based on the number of students who wrote the CRT.

* Reading score is composite of Information and Poetry.

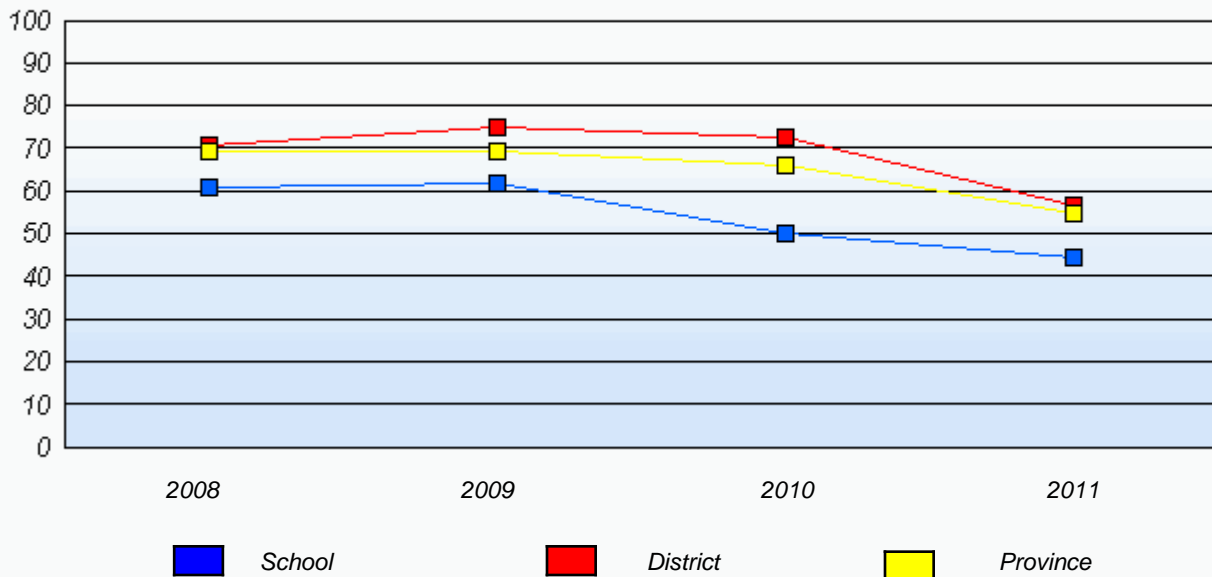
District 2 - Western

School #: 110 Piccadilly Central High

Demand Writing
 Percentage of students at level 3 or above (2008 - 2011)



Reading
 Percentage of students at level 3 or above (2008 - 2011)



* In some cases, CRT numbers may exceed AGR numbers based on late enrolments. Pie chart is based on the number of students who wrote the CRT.

* Reading score is composite of Information and Poetry.

District 2 - Western

School #: 113 St. Boniface All Grade

Demand Writing

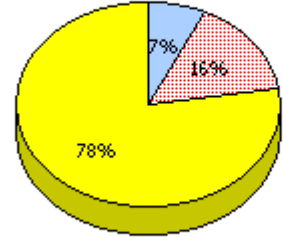
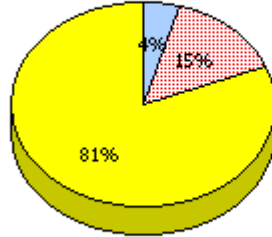
School
School data with 5 or fewer students
withheld for reasons of confidentiality.

District

Province

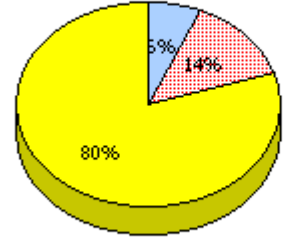
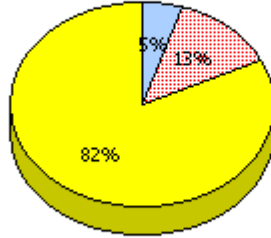
2011

Apr 30,
2011 (4)



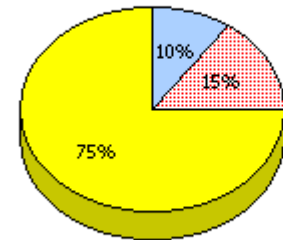
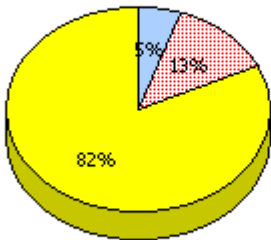
2010

AGR (7)



2009

AGR (5)



2008

AGR (0)

Unknown

Not Yet Meeting (1 or 2)

Meeting or Exceeding (3,4,5)

* In some cases, CRT numbers may exceed AGR numbers based on late enrolments. Pie chart is based on the number of students who wrote the CRT.

* Reading score is composite of Information and Poetry.

District 2 - Western

School #: 113 St. Boniface All Grade

School

School data with 5 or fewer students withheld for reasons of confidentiality.

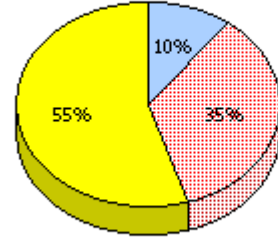
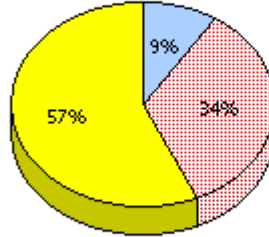
Reading

District

Province

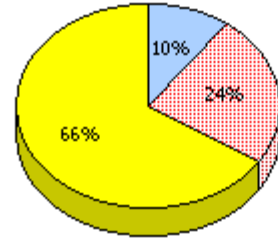
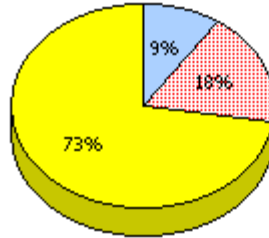
2011

Apr 30, 2011 (4)



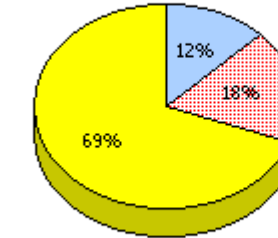
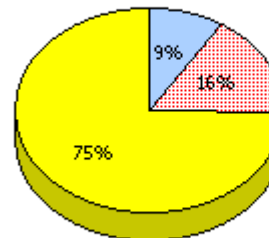
2010

AGR (7)



2009

AGR (5)



2008

AGR (0)



Unknown



Not Yet Meeting (1 or 2)



Meeting or Exceeding (3,4,5)

* In some cases, CRT numbers may exceed AGR numbers based on late enrolments. Pie chart is based on the number of students who wrote the CRT.

* Reading score is composite of Information and Poetry.

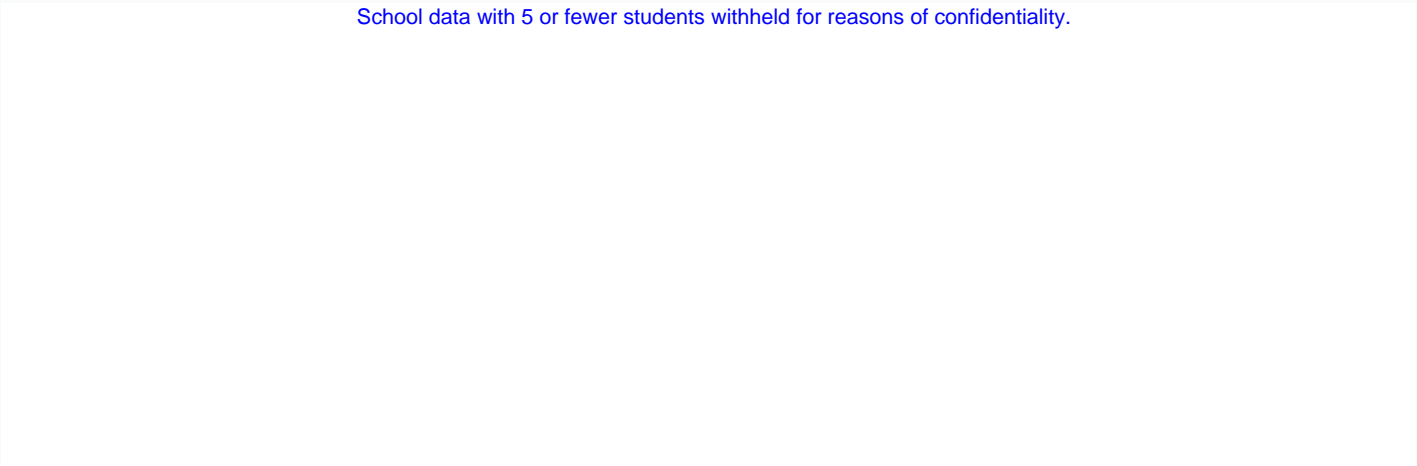
District 2 - Western

School #: 113 St. Boniface All Grade

Demand Writing

Percentage of students at level 3 or above (2008 - 2011)

School data with 5 or fewer students withheld for reasons of confidentiality.

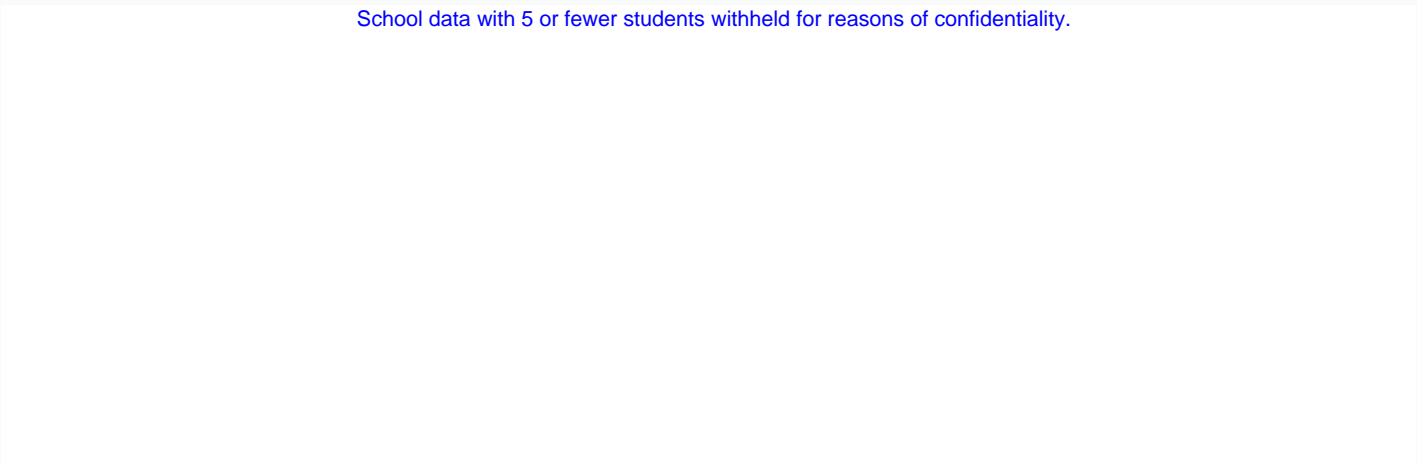


2008 2009 2010 2011
 School
 District
 Province

Reading

Percentage of students at level 3 or above (2008 - 2011)

School data with 5 or fewer students withheld for reasons of confidentiality.



2008 2009 2010 2011
 School
 District
 Province

* In some cases, CRT numbers may exceed AGR numbers based on late enrolments. Pie chart is based on the number of students who wrote the CRT.

* Reading score is composite of Information and Poetry.

District 2 - Western

School #: 116 Appalachia High School

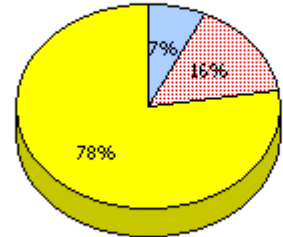
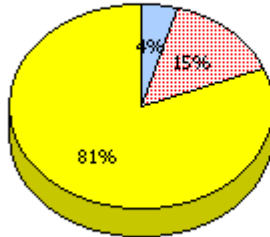
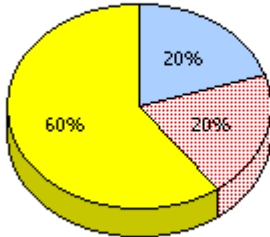
Demand Writing

School

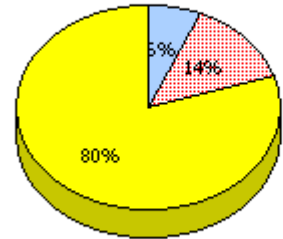
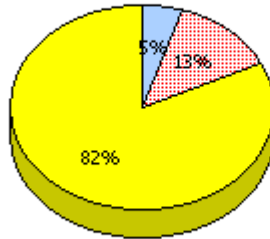
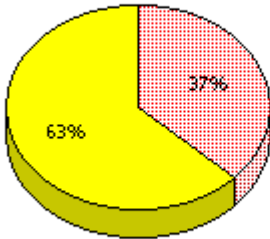
District

Province

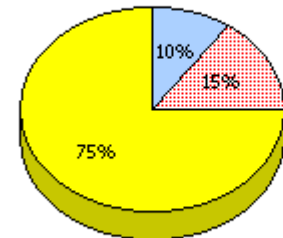
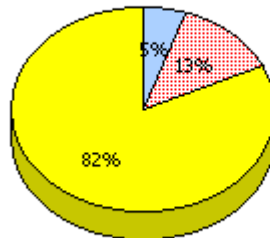
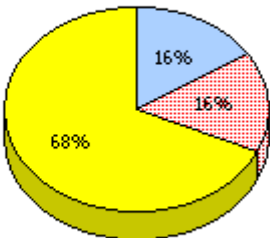
2011
Apr 30,
2011 (45)



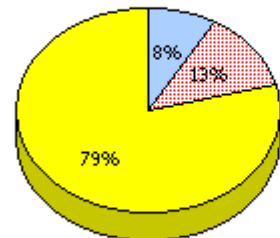
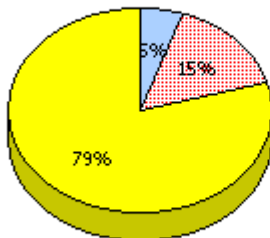
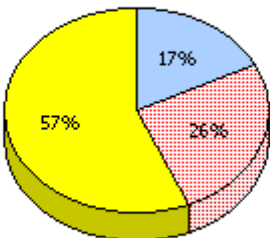
2010
AGR (37)



2009
AGR (57)



2008
AGR (69)



Unknown
 Not Yet Meeting (1 or 2)
 Meeting or Exceeding (3,4,5)

* In some cases, CRT numbers may exceed AGR numbers based on late enrolments. Pie chart is based on the number of students who wrote the CRT.

* Reading score is composite of Information and Poetry.

District 2 - Western

School #: 116 Appalachia High School

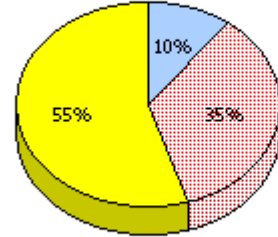
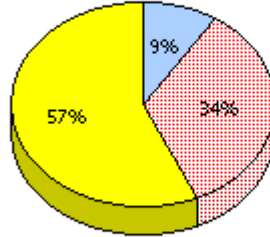
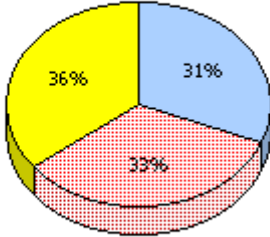
Reading

School

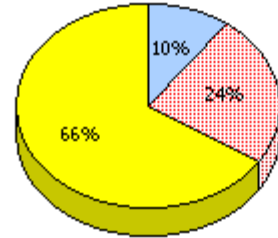
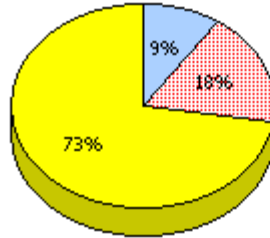
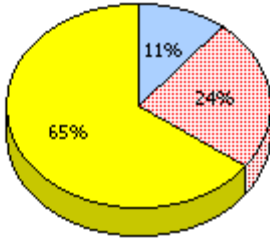
District

Province

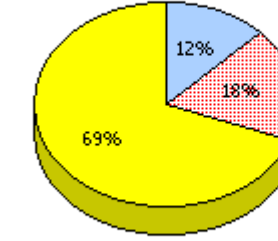
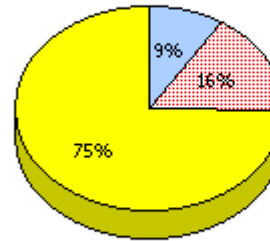
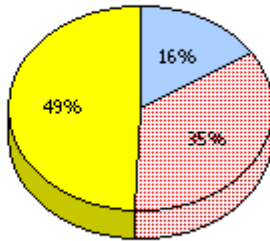
2011
Apr 30,
2011 (45)



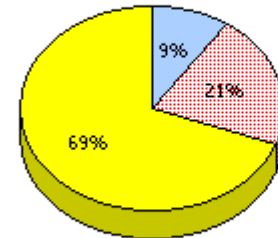
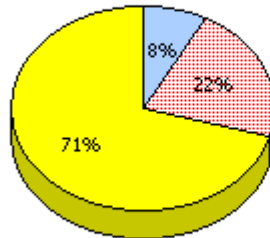
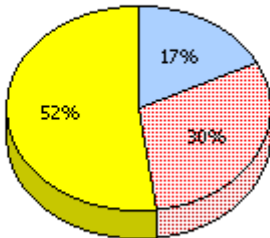
2010
AGR (37)



2009
AGR (57)



2008
AGR (69)



Unknown



Not Yet Meeting (1 or 2)



Meeting or Exceeding (3,4,5)

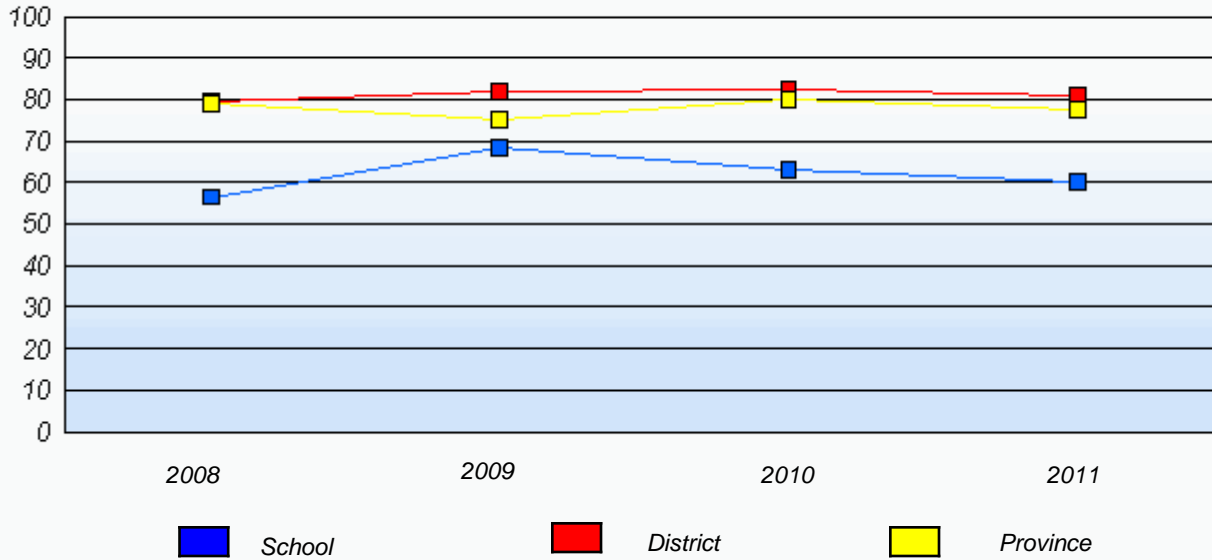
* In some cases, CRT numbers may exceed AGR numbers based on late enrolments. Pie chart is based on the number of students who wrote the CRT.

* Reading score is composite of Information and Poetry.

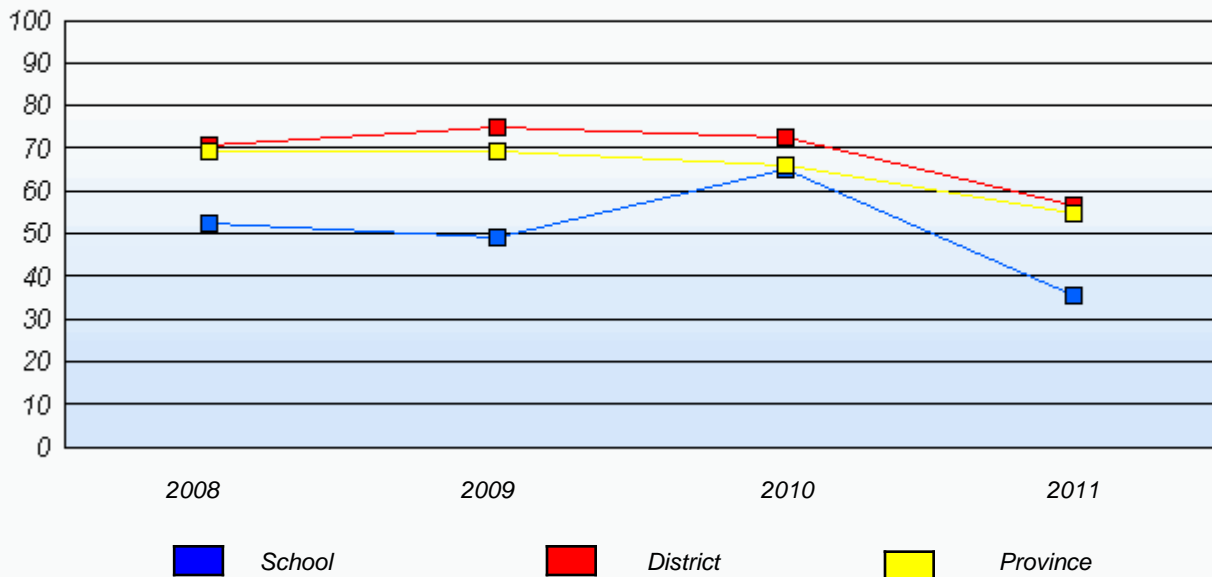
District 2 - Western

School #: 116 Appalachia High School

Demand Writing
Percentage of students at level 3 or above (2008 - 2011)



Reading
Percentage of students at level 3 or above (2008 - 2011)



* In some cases, CRT numbers may exceed AGR numbers based on late enrolments. Pie chart is based on the number of students who wrote the CRT.

* Reading score is composite of Information and Poetry.

District 2 - Western

School #: 119 Stephenville High

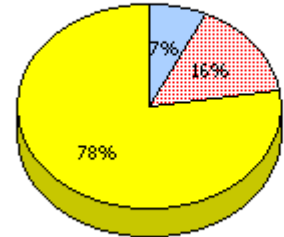
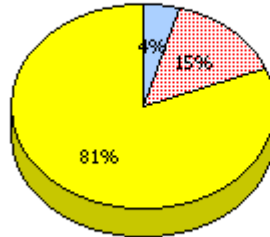
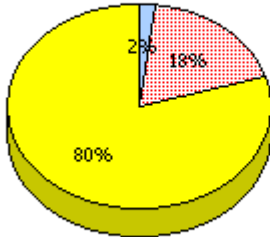
Demand Writing

School

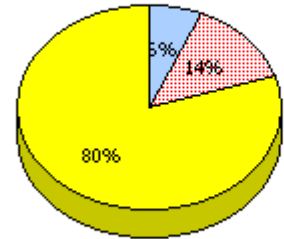
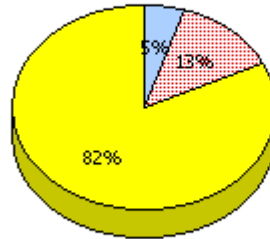
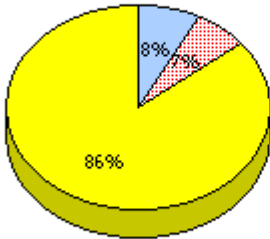
District

Province

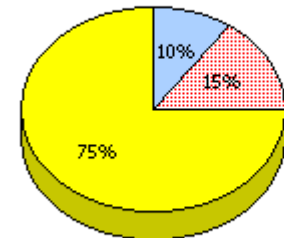
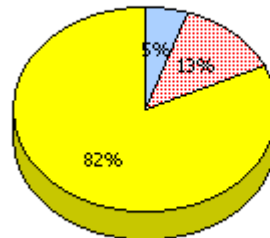
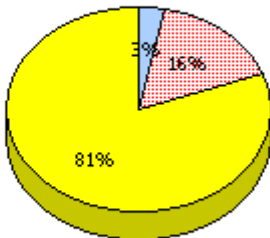
2011
Apr 30,
2011 (99)



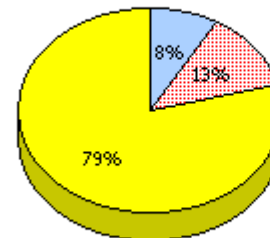
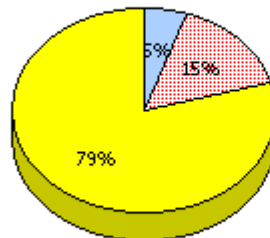
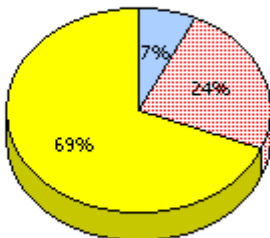
2010
AGR (120)



2009
AGR (131)



2008
AGR (142)



Unknown



Not Yet Meeting (1 or 2)



Meeting or Exceeding (3,4,5)

* In some cases, CRT numbers may exceed AGR numbers based on late enrolments. Pie chart is based on the number of students who wrote the CRT.

* Reading score is composite of Information and Poetry.

District 2 - Western

School #: 119 Stephenville High

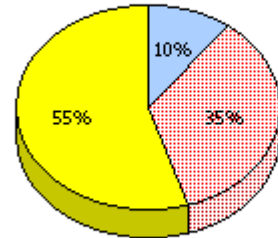
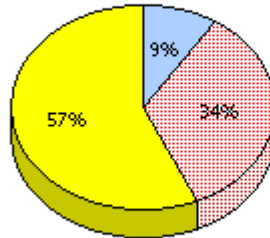
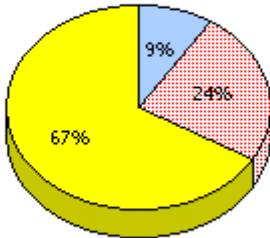
Reading

School

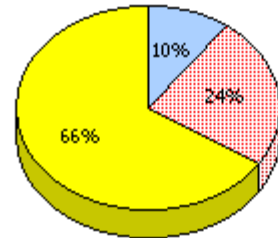
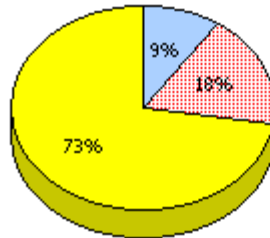
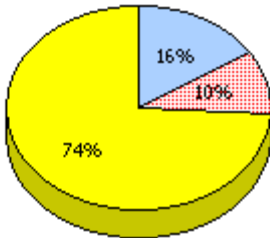
District

Province

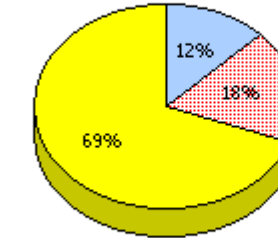
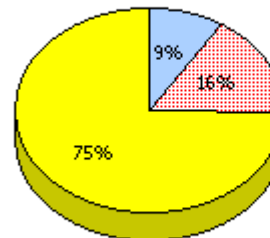
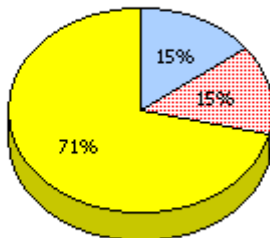
2011
Apr 30,
2011 (99)



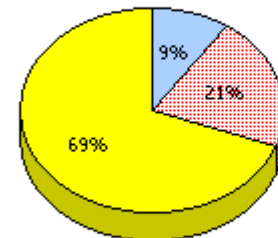
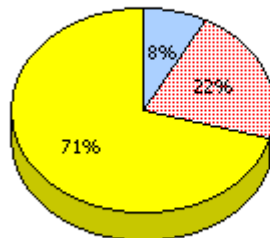
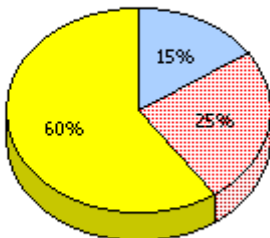
2010
AGR (120)



2009
AGR (131)



2008
AGR (142)



Unknown



Not Yet Meeting (1 or 2)



Meeting or Exceeding (3,4,5)

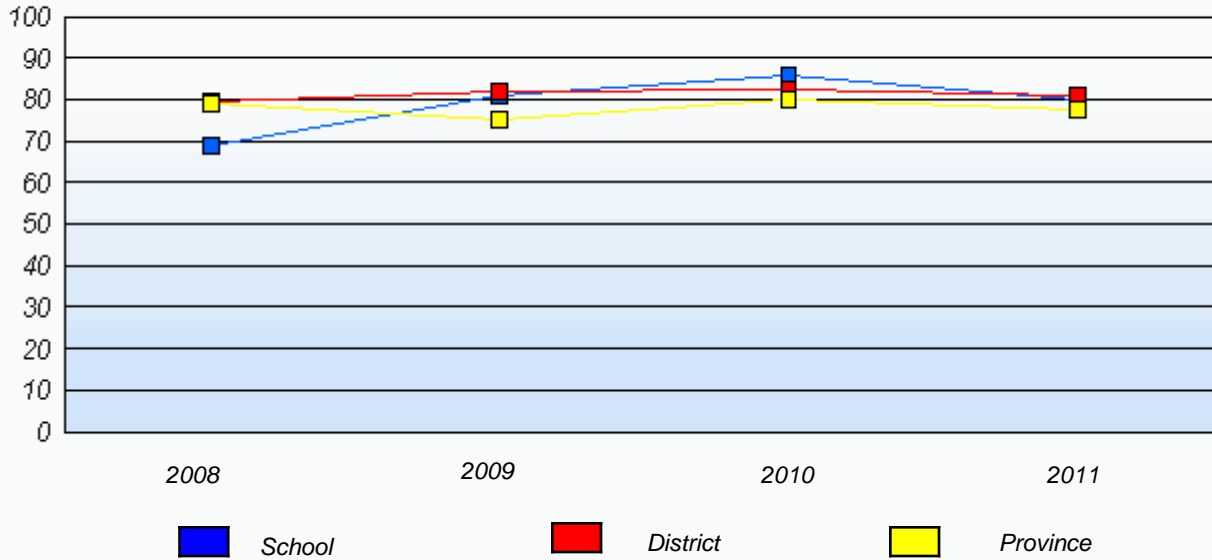
* In some cases, CRT numbers may exceed AGR numbers based on late enrolments. Pie chart is based on the number of students who wrote the CRT.

* Reading score is composite of Information and Poetry.

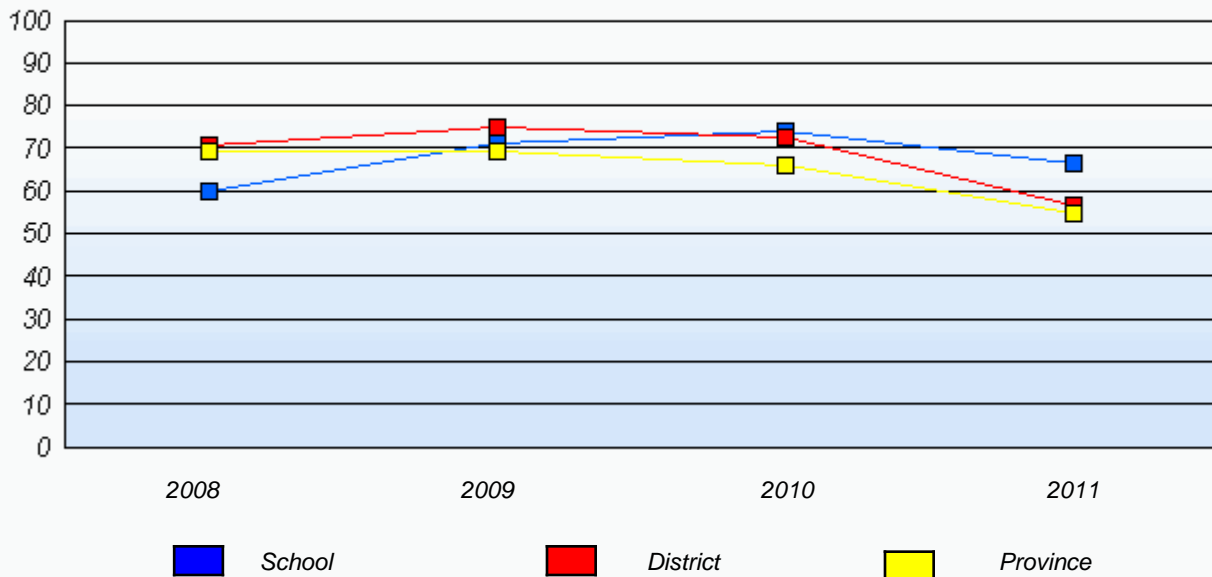
District 2 - Western

School #: 119 Stephenville High

Demand Writing
 Percentage of students at level 3 or above (2008 - 2011)



Reading
 Percentage of students at level 3 or above (2008 - 2011)



* In some cases, CRT numbers may exceed AGR numbers based on late enrolments. Pie chart is based on the number of students who wrote the CRT.

* Reading score is composite of Information and Poetry.

District 2 - Western

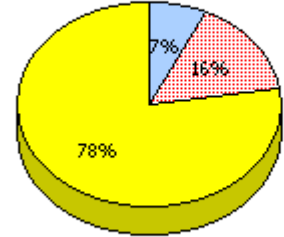
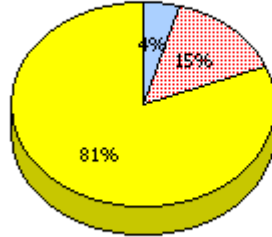
School #: 137 St. Simon and St. Jude Academy

Demand Writing

School
School data with 5 or fewer students
withheld for reasons of confidentiality.

District

Province

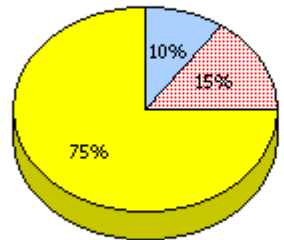
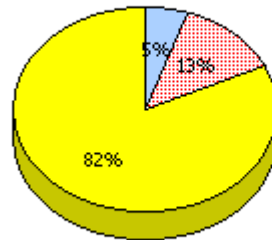


2011

Apr 30,
2011 (3)

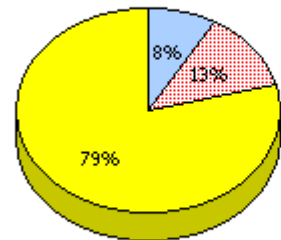
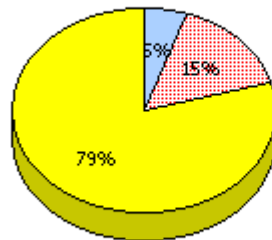
2010

AGR (0)



2009

AGR (2)



2008

AGR (1)



Unknown



Not Yet Meeting (1 or 2)



Meeting or Exceeding (3,4,5)

* In some cases, CRT numbers may exceed AGR numbers based on late enrolments. Pie chart is based on the number of students who wrote the CRT.

* Reading score is composite of Information and Poetry.

District 2 - Western

School #: 137 St. Simon and St. Jude Academy

School

School data with 5 or fewer students withheld for reasons of confidentiality.

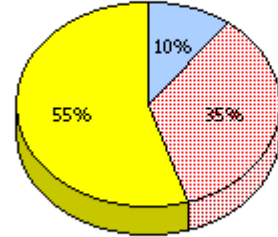
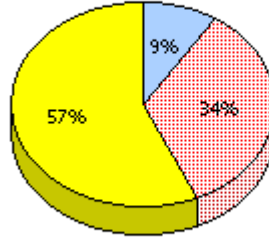
Reading

District

Province

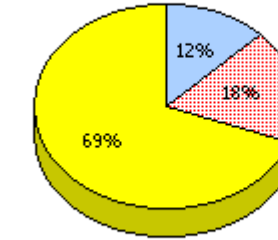
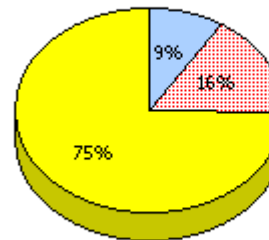
2011

Apr 30,
2011 (3)



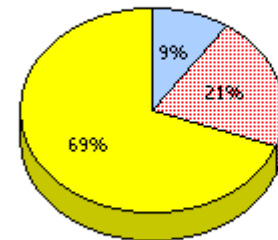
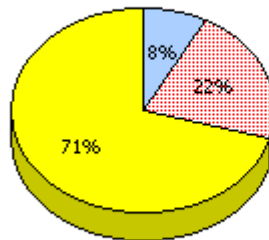
2010

AGR (0)



2009

AGR (2)



2008

AGR (1)



Unknown



Not Yet Meeting (1 or 2)



Meeting or Exceeding (3,4,5)

* In some cases, CRT numbers may exceed AGR numbers based on late enrolments. Pie chart is based on the number of students who wrote the CRT.

* Reading score is composite of Information and Poetry.

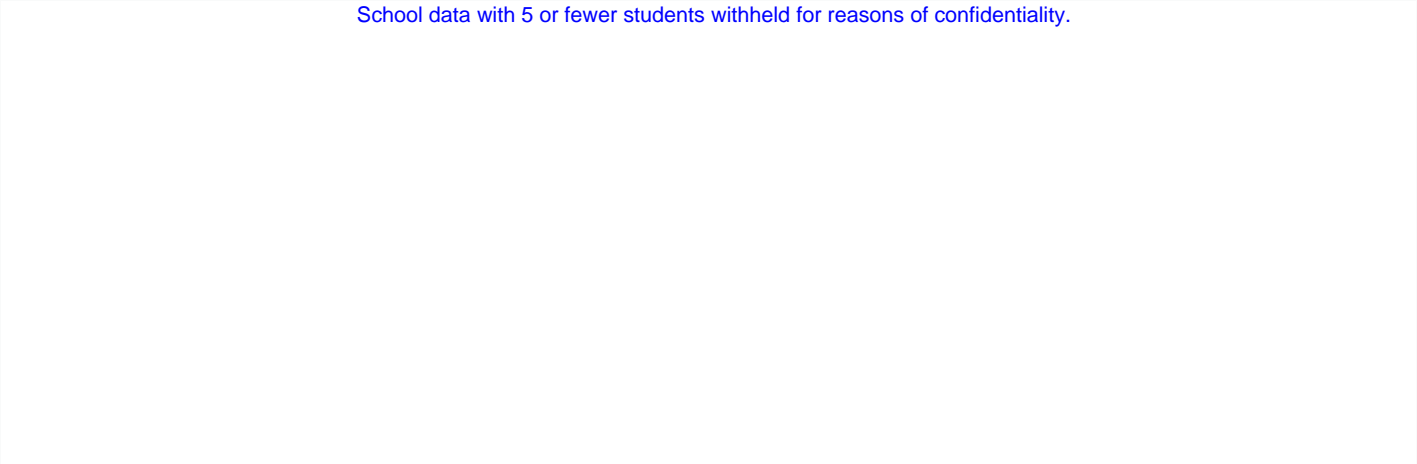
District 2 - Western

School #: 137 St. Simon and St. Jude Academy

Demand Writing

Percentage of students at level 3 or above (2008 - 2011)

School data with 5 or fewer students withheld for reasons of confidentiality.



2008

2009

2010

2011



School



District

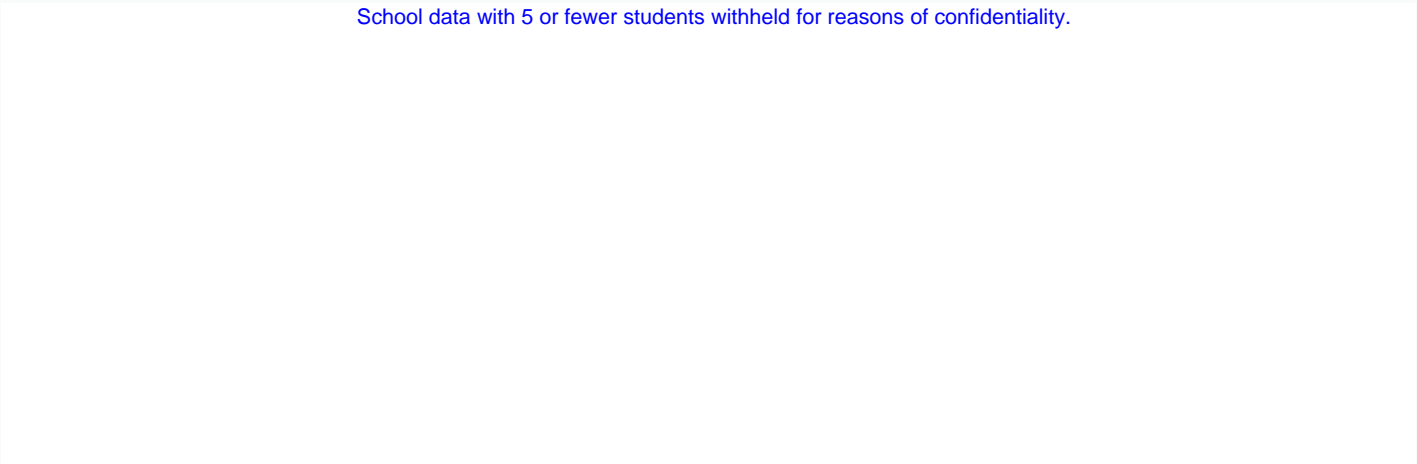


Province

Reading

Percentage of students at level 3 or above (2008 - 2011)

School data with 5 or fewer students withheld for reasons of confidentiality.



2008

2009

2010

2011



School



District



Province

* In some cases, CRT numbers may exceed AGR numbers based on late enrolments. Pie chart is based on the number of students who wrote the CRT.

* Reading score is composite of Information and Poetry.

District 2 - Western

School #: 387 Bayview Regional Collegiate

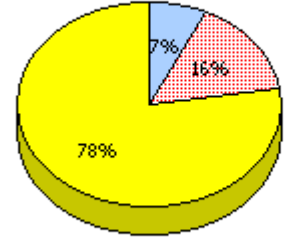
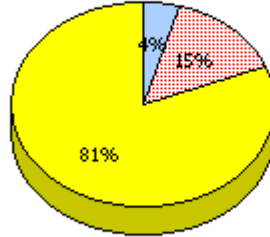
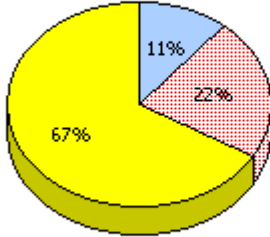
Demand Writing

School

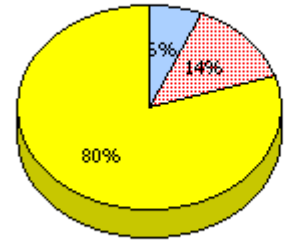
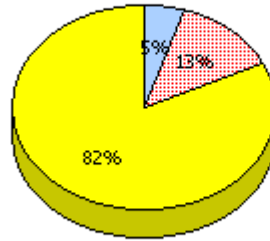
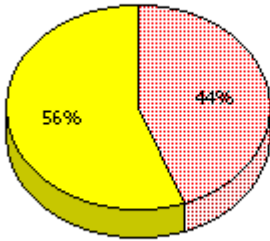
District

Province

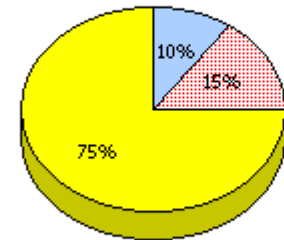
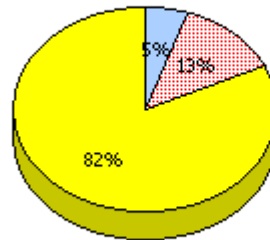
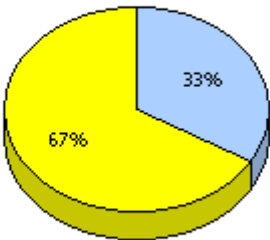
2011
Apr 30,
2011 (9)



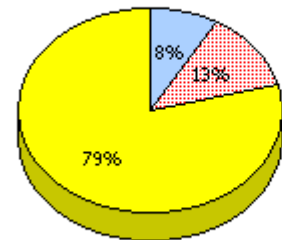
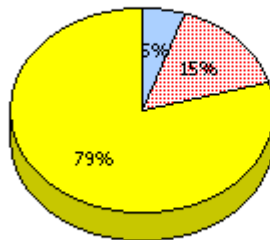
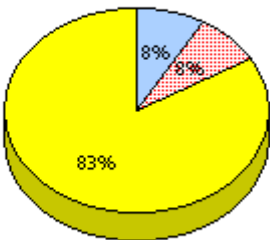
2010
AGR (9)



2009
AGR (12)



2008
AGR (12)



Unknown
 Not Yet Meeting (1 or 2)
 Meeting or Exceeding (3,4,5)

* In some cases, CRT numbers may exceed AGR numbers based on late enrolments. Pie chart is based on the number of students who wrote the CRT.

* Reading score is composite of Information and Poetry.

District 2 - Western

School #: 387 Bayview Regional Collegiate

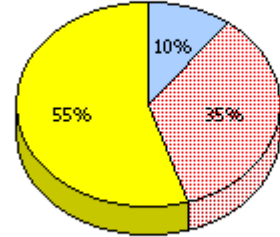
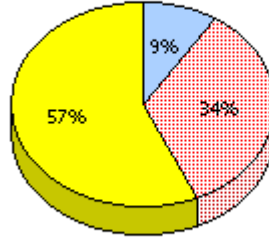
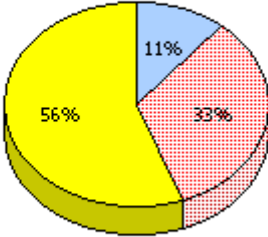
Reading

School

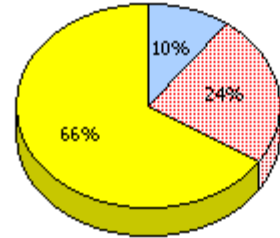
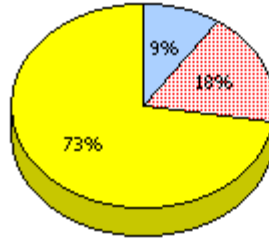
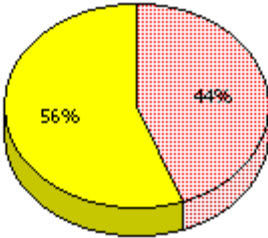
District

Province

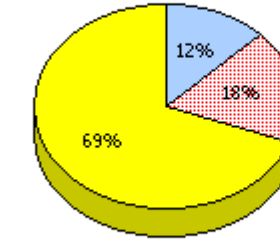
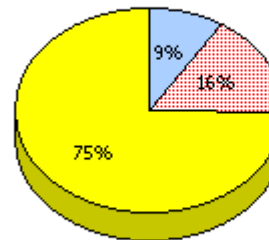
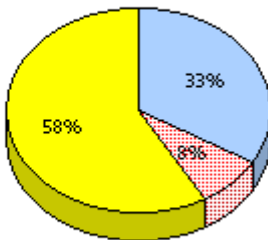
2011
Apr 30,
2011 (9)



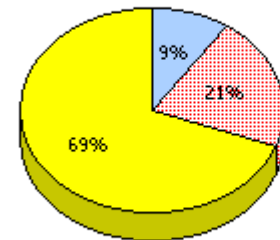
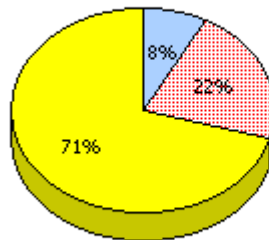
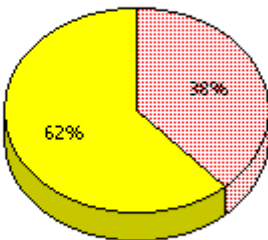
2010
AGR (9)



2009
AGR (12)



2008
AGR (12)



Unknown



Not Yet Meeting (1 or 2)



Meeting or Exceeding (3,4,5)

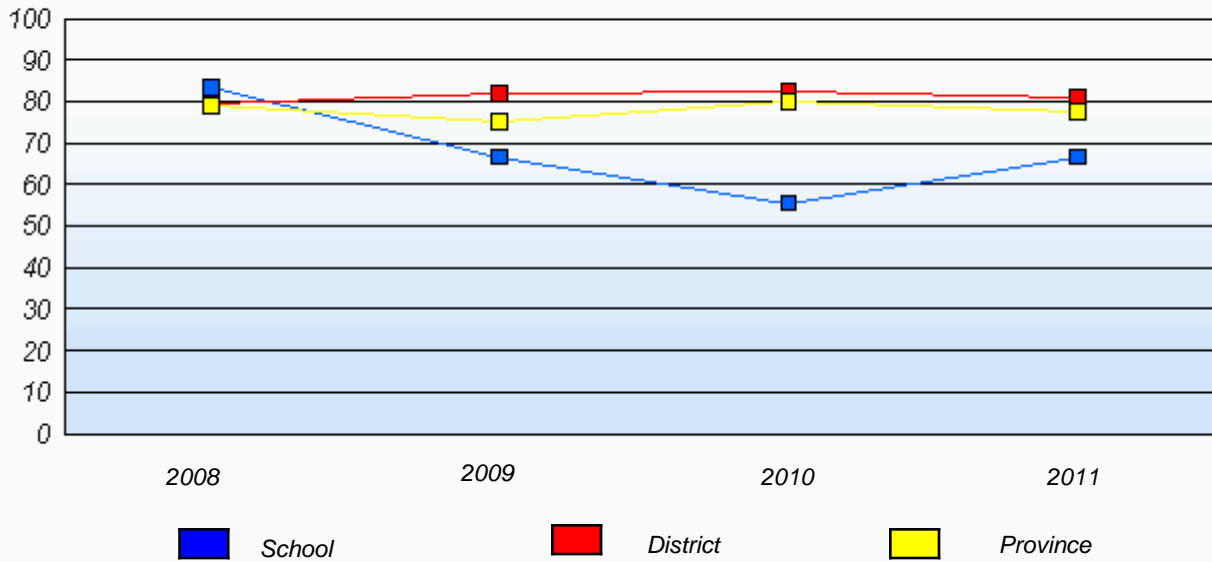
* In some cases, CRT numbers may exceed AGR numbers based on late enrolments. Pie chart is based on the number of students who wrote the CRT.

* Reading score is composite of Information and Poetry.

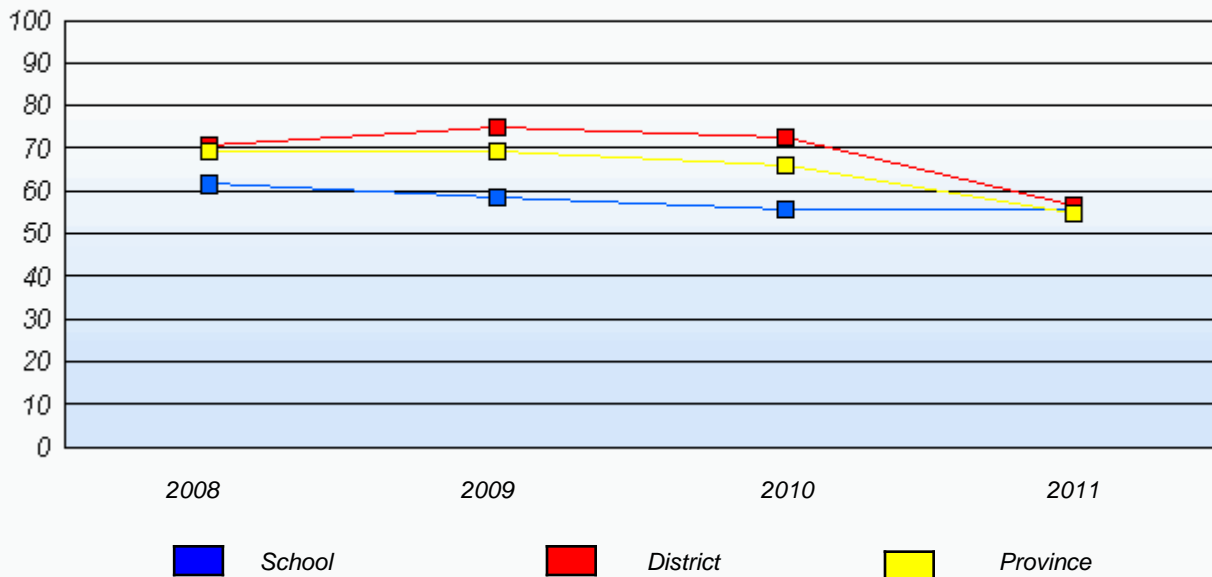
District 2 - Western

School #: 387 Bayview Regional Collegiate

Demand Writing
 Percentage of students at level 3 or above (2008 - 2011)



Reading
 Percentage of students at level 3 or above (2008 - 2011)



* In some cases, CRT numbers may exceed AGR numbers based on late enrolments. Pie chart is based on the number of students who wrote the CRT.

* Reading score is composite of Information and Poetry.

District 2 - Western

School #: 388 Long Range Academy

Demand Writing

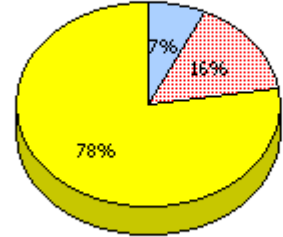
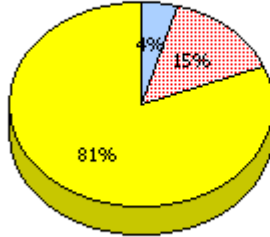
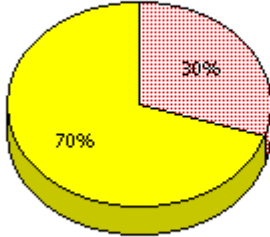
School

District

Province

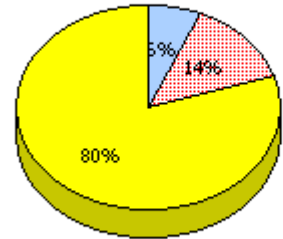
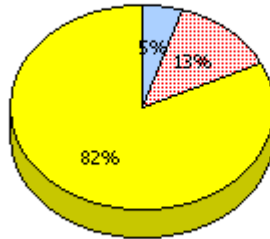
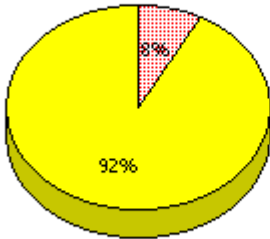
2011

Apr 30,
2011 (10)



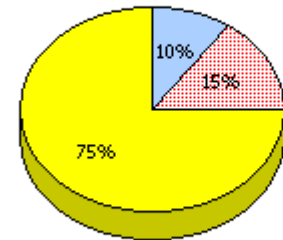
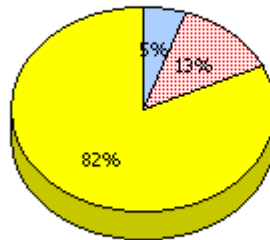
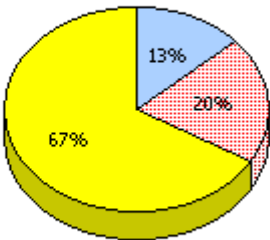
2010

AGR (13)



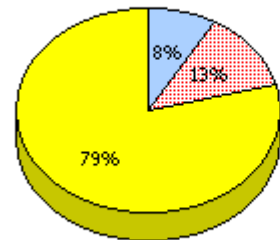
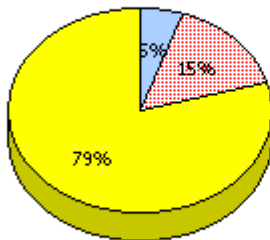
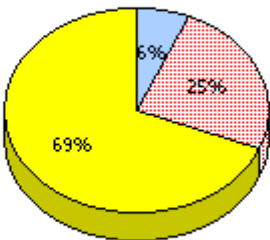
2009

AGR (15)



2008

AGR (16)



Unknown



Not Yet Meeting (1 or 2)



Meeting or Exceeding (3,4,5)

* In some cases, CRT numbers may exceed AGR numbers based on late enrolments. Pie chart is based on the number of students who wrote the CRT.

* Reading score is composite of Information and Poetry.

District 2 - Western

School #: 388 Long Range Academy

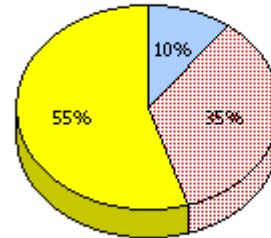
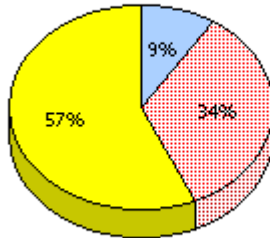
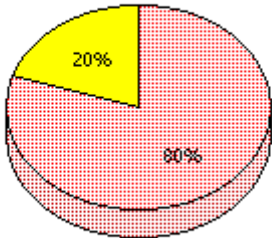
Reading

School

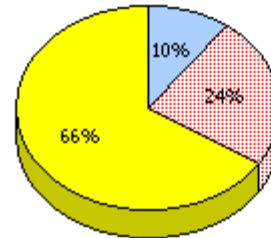
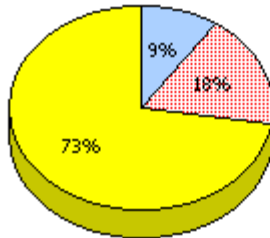
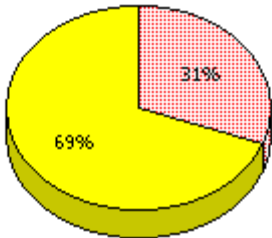
District

Province

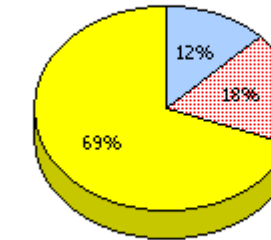
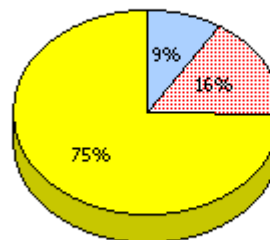
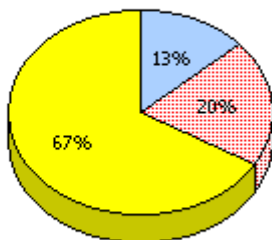
2011
Apr 30,
2011 (10)



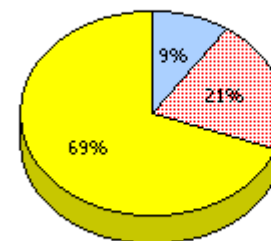
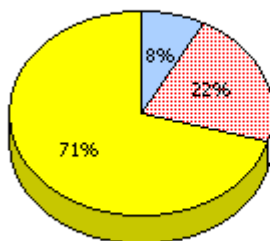
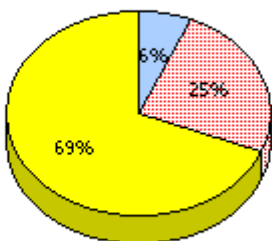
2010
AGR (13)



2009
AGR (15)



2008
AGR (16)



Unknown



Not Yet Meeting (1 or 2)



Meeting or Exceeding (3,4,5)

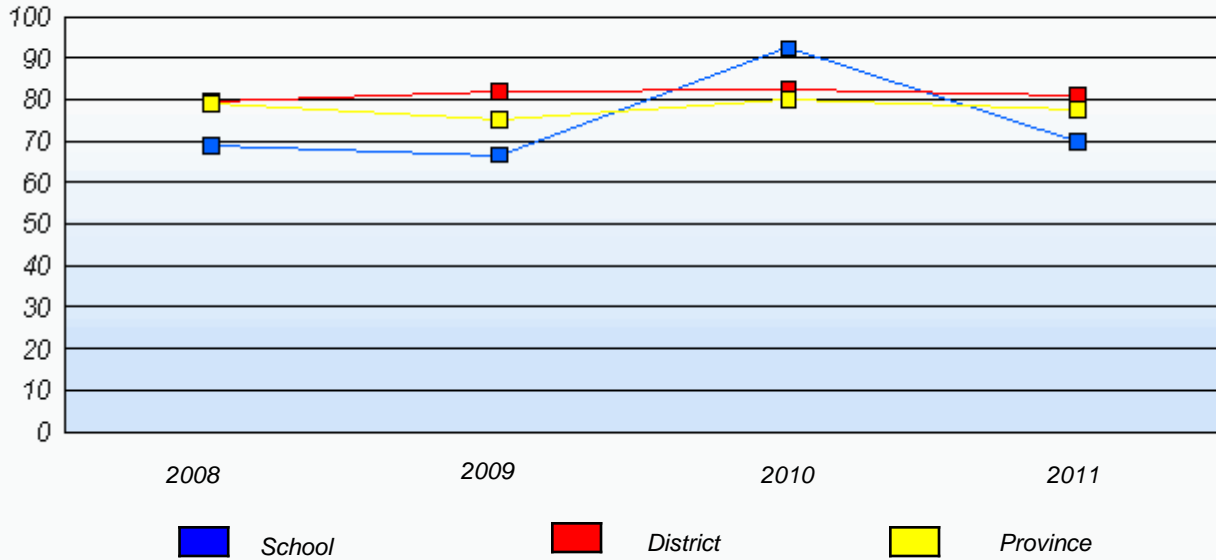
* In some cases, CRT numbers may exceed AGR numbers based on late enrolments. Pie chart is based on the number of students who wrote the CRT.

* Reading score is composite of Information and Poetry.

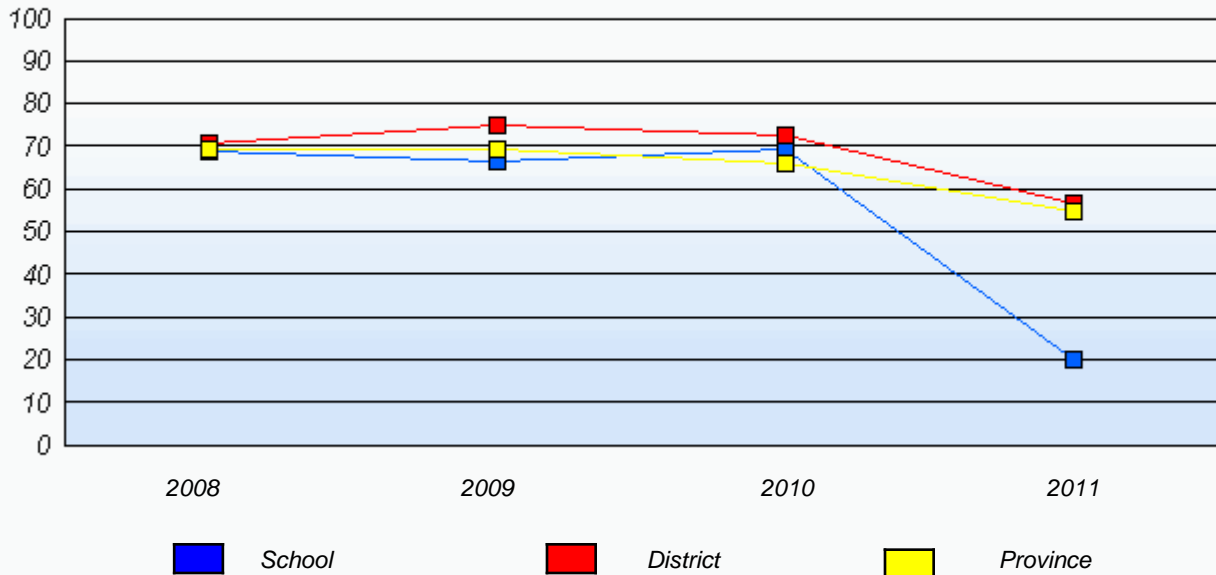
District 2 - Western

School #: 388 Long Range Academy

Demand Writing
 Percentage of students at level 3 or above (2008 - 2011)



Reading
 Percentage of students at level 3 or above (2008 - 2011)



* In some cases, CRT numbers may exceed AGR numbers based on late enrolments. Pie chart is based on the number of students who wrote the CRT.

* Reading score is composite of Information and Poetry.

District 2 - Western

School #: 391 Xavier Junior High

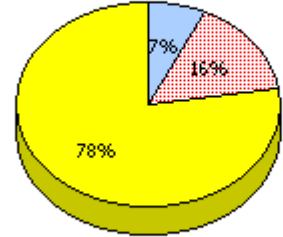
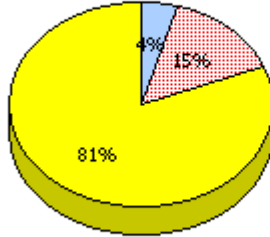
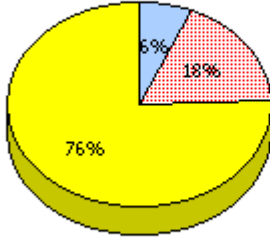
Demand Writing

School

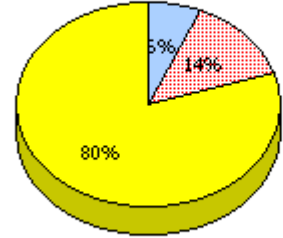
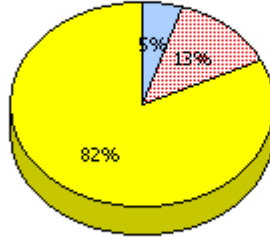
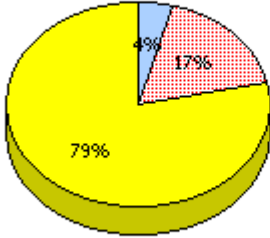
District

Province

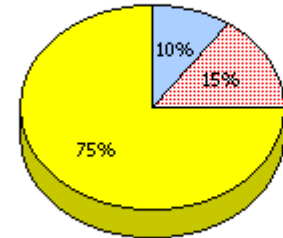
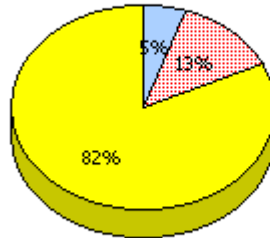
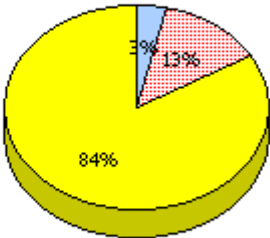
2011
Apr 30,
2011 (78)



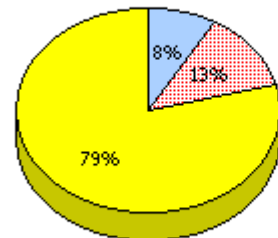
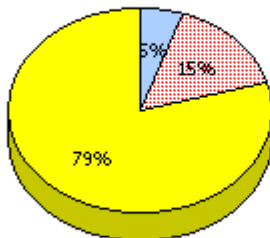
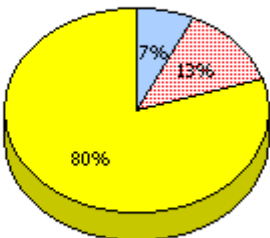
2010
AGR (94)



2009
AGR (86)



2008
AGR (85)



Unknown
 Not Yet Meeting (1 or 2)
 Meeting or Exceeding (3,4,5)

* In some cases, CRT numbers may exceed AGR numbers based on late enrolments. Pie chart is based on the number of students who wrote the CRT.

* Reading score is composite of Information and Poetry.

District 2 - Western

School #: 391 Xavier Junior High

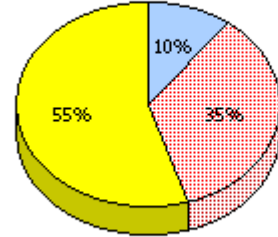
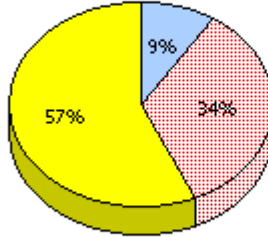
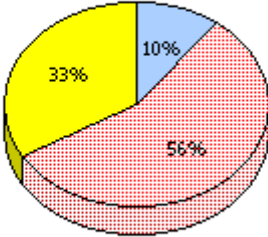
Reading

School

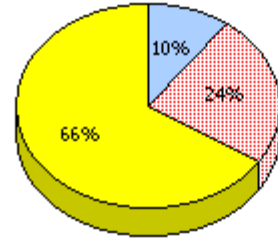
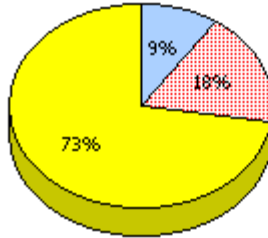
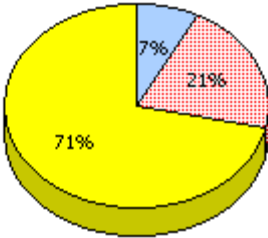
District

Province

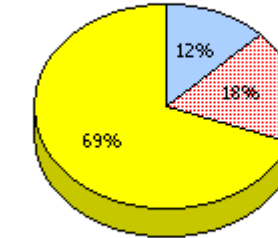
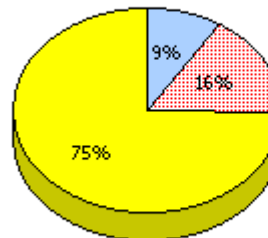
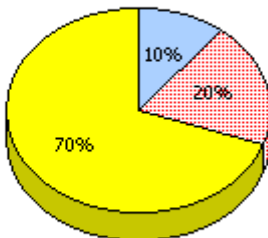
2011
Apr 30,
2011 (78)



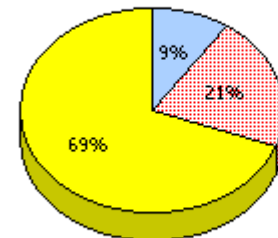
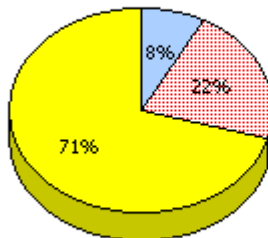
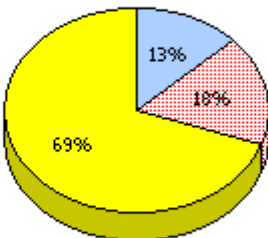
2010
AGR (94)



2009
AGR (86)



2008
AGR (85)



Unknown



Not Yet Meeting (1 or 2)



Meeting or Exceeding (3,4,5)

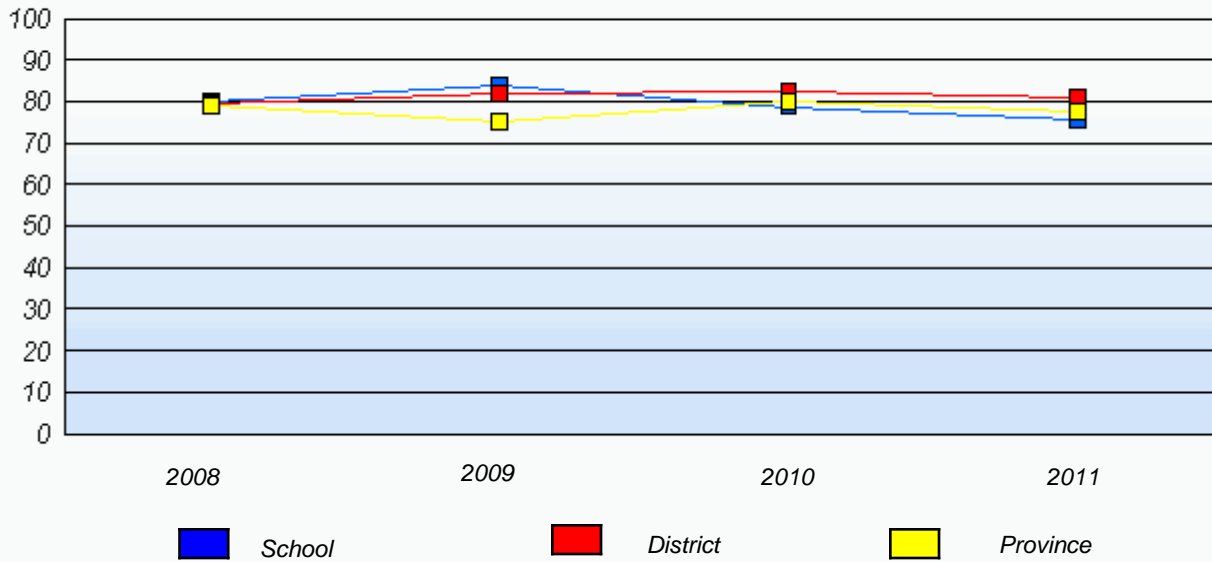
* In some cases, CRT numbers may exceed AGR numbers based on late enrolments. Pie chart is based on the number of students who wrote the CRT.

* Reading score is composite of Information and Poetry.

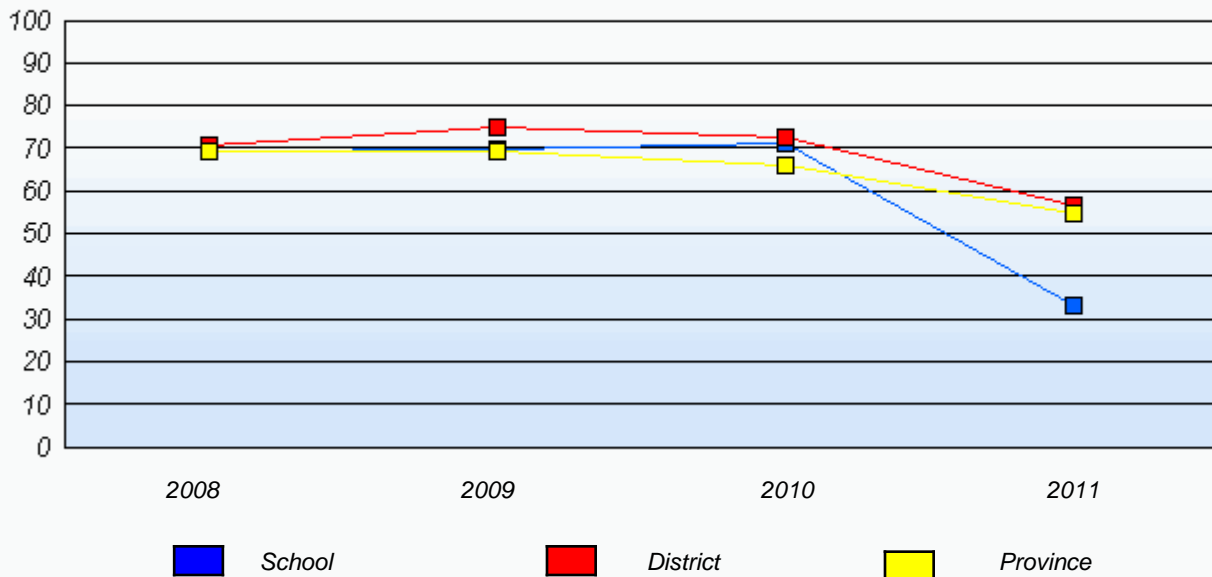
District 2 - Western

School #: 391 Xavier Junior High

Demand Writing
Percentage of students at level 3 or above (2008 - 2011)



Reading
Percentage of students at level 3 or above (2008 - 2011)



* In some cases, CRT numbers may exceed AGR numbers based on late enrolments. Pie chart is based on the number of students who wrote the CRT.

* Reading score is composite of Information and Poetry.

District 2 - Western

School #: 393 Bonne Bay Academy

Demand Writing

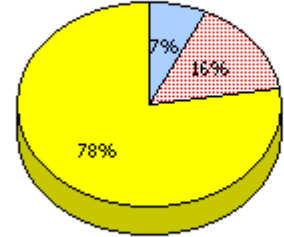
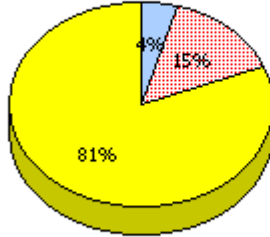
School
School data with 5 or fewer students
withheld for reasons of confidentiality.

District

Province

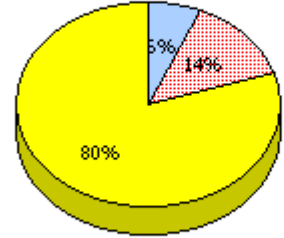
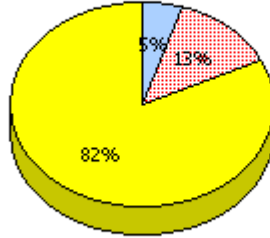
2011

Apr 30,
2011 (3)



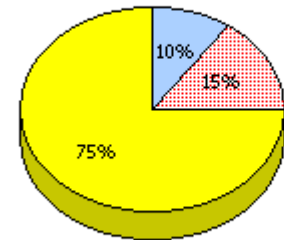
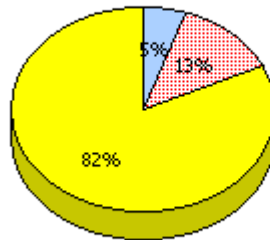
2010

AGR (6)



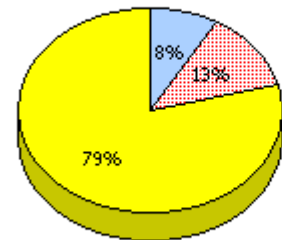
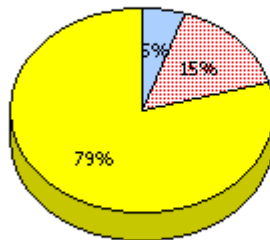
2009

AGR (4)



2008

AGR (7)



Unknown



Not Yet Meeting (1 or 2)



Meeting or Exceeding (3,4,5)

* In some cases, CRT numbers may exceed AGR numbers based on late enrolments. Pie chart is based on the number of students who wrote the CRT.

* Reading score is composite of Information and Poetry.

District 2 - Western

School #: 393 Bonne Bay Academy

School

School data with 5 or fewer students withheld for reasons of confidentiality.

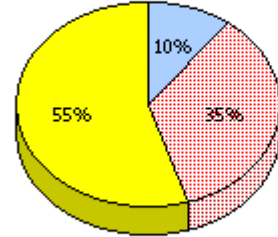
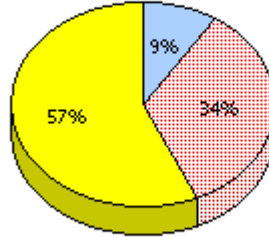
Reading

District

Province

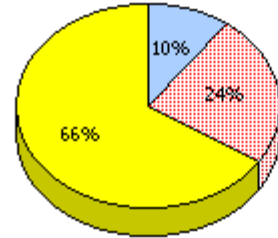
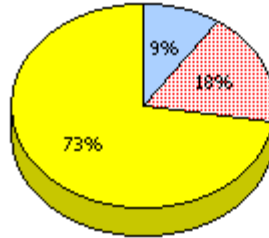
2011

Apr 30, 2011 (3)



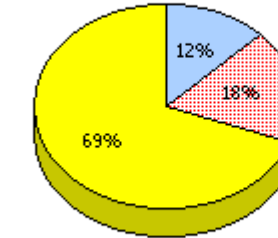
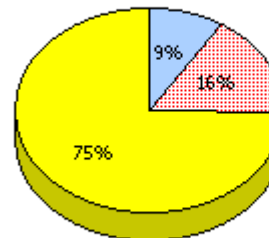
2010

AGR (6)



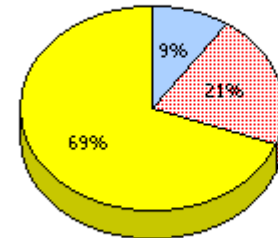
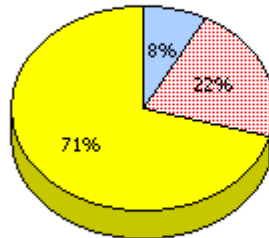
2009

AGR (4)



2008

AGR (7)



Unknown



Not Yet Meeting (1 or 2)



Meeting or Exceeding (3,4,5)

* In some cases, CRT numbers may exceed AGR numbers based on late enrolments. Pie chart is based on the number of students who wrote the CRT.

* Reading score is composite of Information and Poetry.

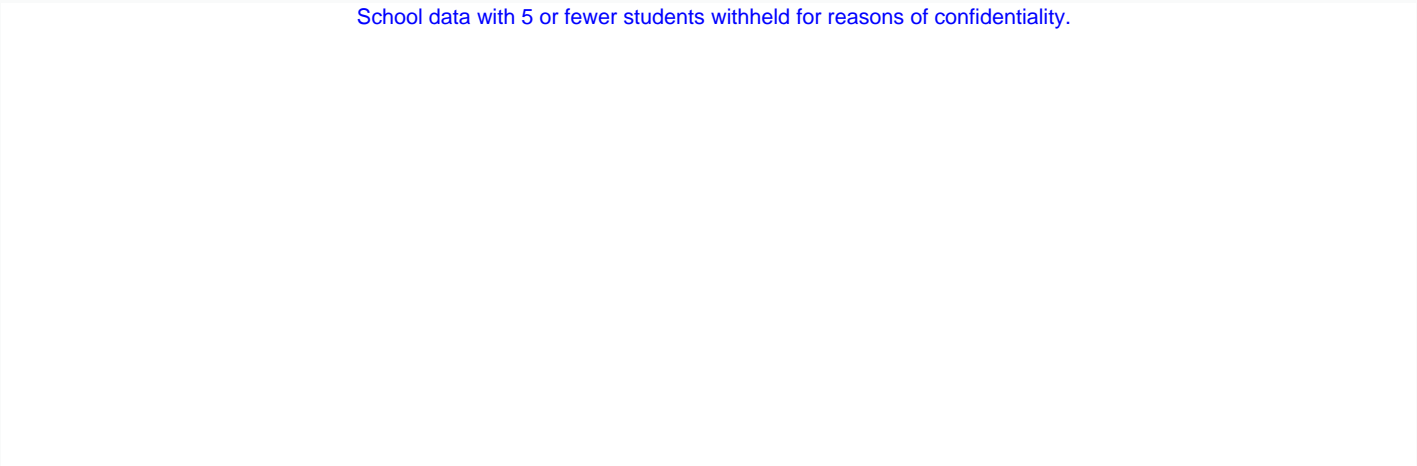
District 2 - Western

School #: 393 Bonne Bay Academy

Demand Writing

Percentage of students at level 3 or above (2008 - 2011)

School data with 5 or fewer students withheld for reasons of confidentiality.

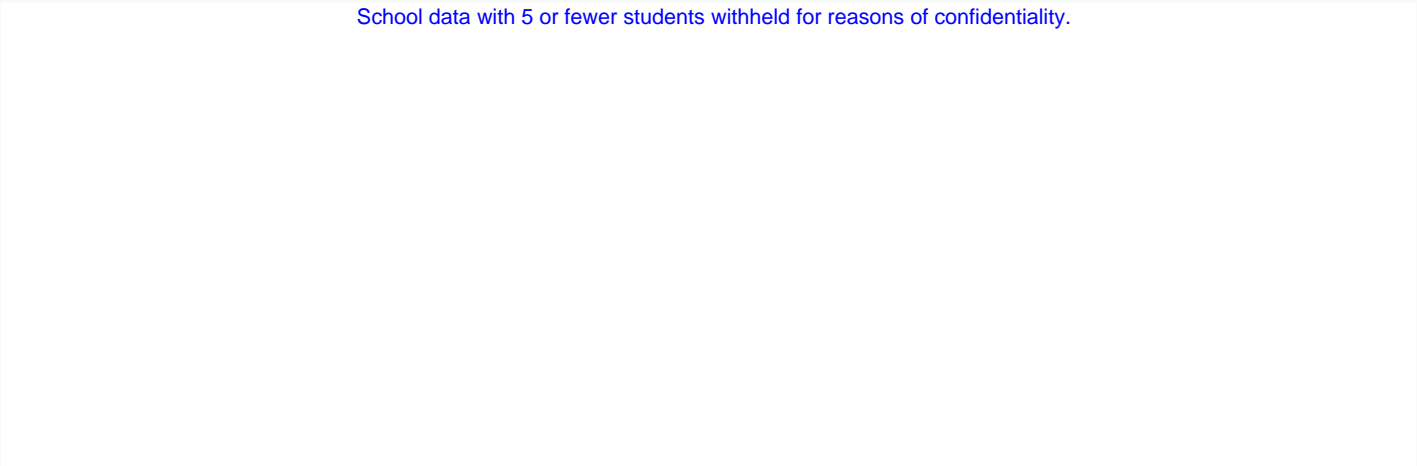


2008 2009 2010 2011
 School
 District
 Province

Reading

Percentage of students at level 3 or above (2008 - 2011)

School data with 5 or fewer students withheld for reasons of confidentiality.



2008 2009 2010 2011
 School
 District
 Province

* In some cases, CRT numbers may exceed AGR numbers based on late enrolments. Pie chart is based on the number of students who wrote the CRT.

* Reading score is composite of Information and Poetry.

District 2 - Western

School #: 394 E.A. Butler All Grade

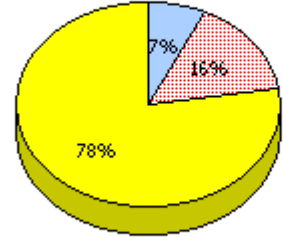
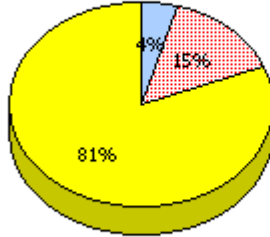
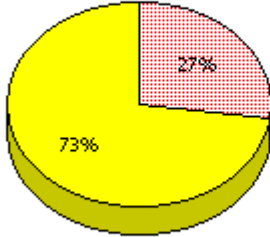
Demand Writing

School

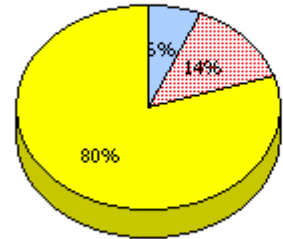
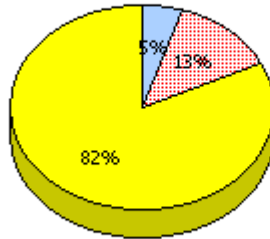
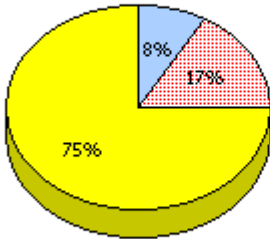
District

Province

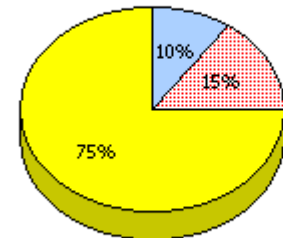
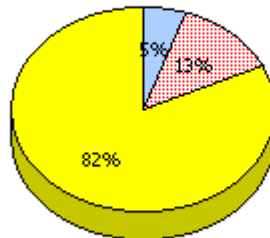
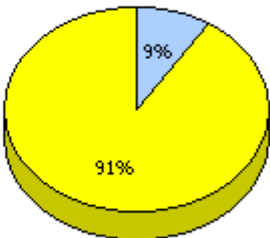
2011
Apr 30,
2011 (11)



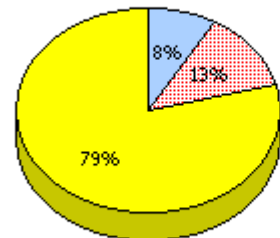
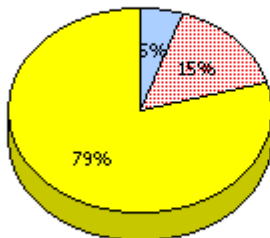
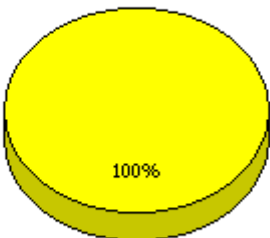
2010
AGR (12)



2009
AGR (11)



2008
AGR (12)



Unknown
 Not Yet Meeting (1 or 2)
 Meeting or Exceeding (3,4,5)

* In some cases, CRT numbers may exceed AGR numbers based on late enrolments. Pie chart is based on the number of students who wrote the CRT.

* Reading score is composite of Information and Poetry.

District 2 - Western

School #: 394 E.A. Butler All Grade

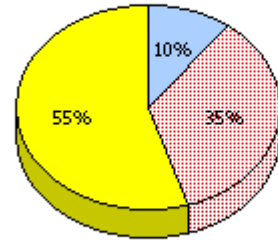
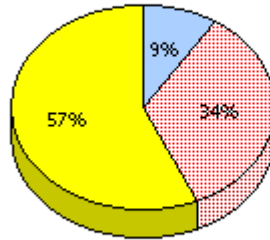
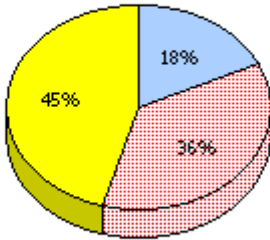
Reading

School

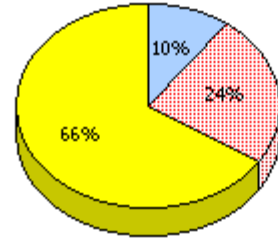
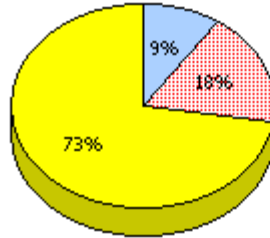
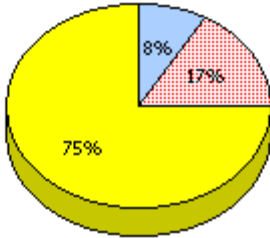
District

Province

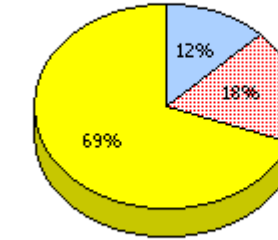
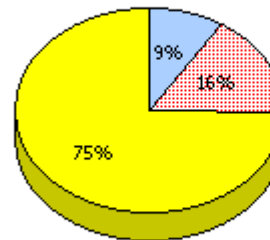
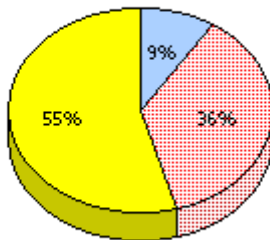
2011
Apr 30,
2011 (11)



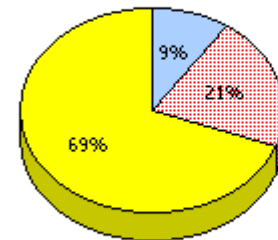
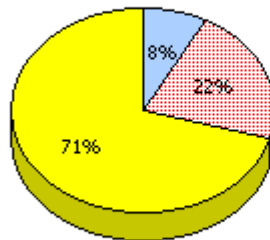
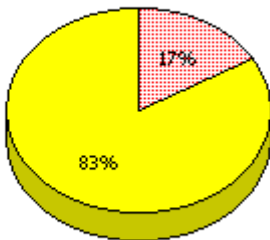
2010
AGR (12)



2009
AGR (11)



2008
AGR (12)



Unknown



Not Yet Meeting (1 or 2)



Meeting or Exceeding (3,4,5)

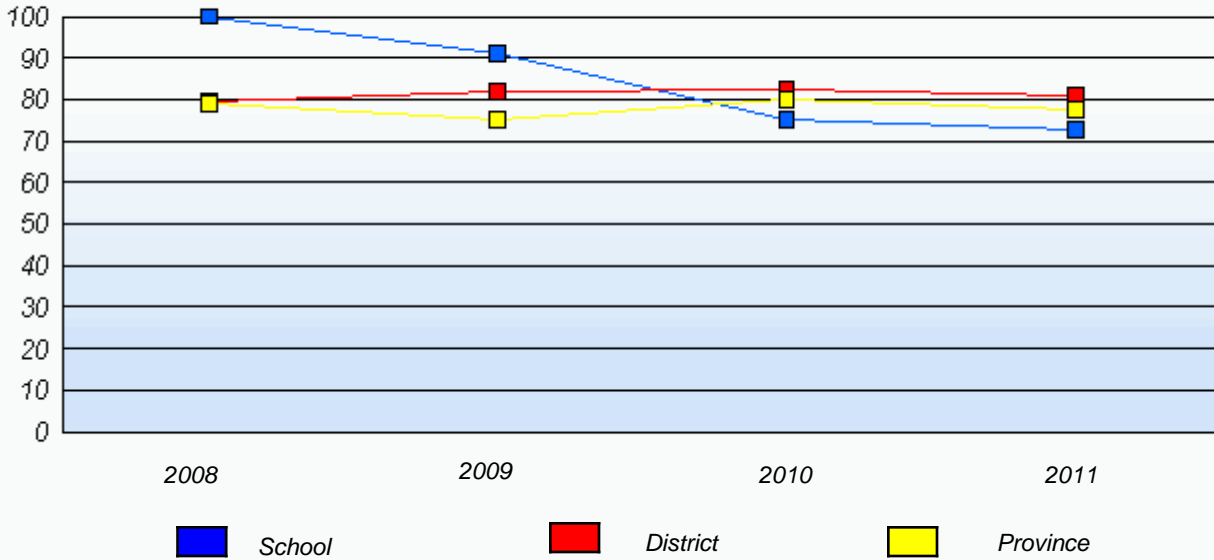
* In some cases, CRT numbers may exceed AGR numbers based on late enrolments. Pie chart is based on the number of students who wrote the CRT.

* Reading score is composite of Information and Poetry.

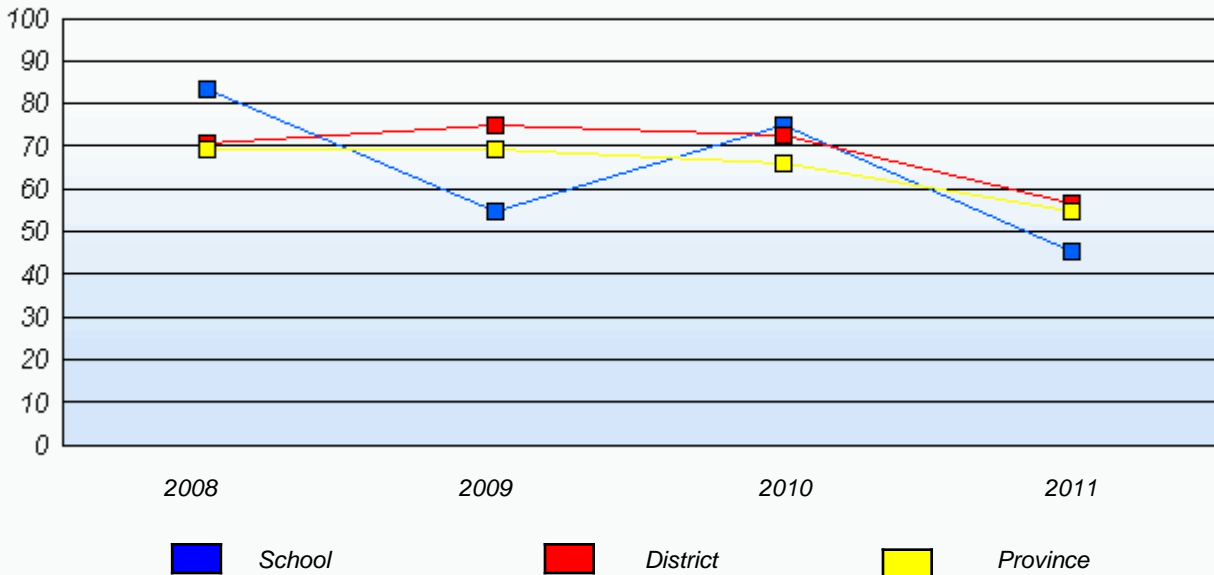
District 2 - Western

School #: 394 E.A. Butler All Grade

Demand Writing
Percentage of students at level 3 or above (2008 - 2011)



Reading
Percentage of students at level 3 or above (2008 - 2011)



* In some cases, CRT numbers may exceed AGR numbers based on late enrolments. Pie chart is based on the number of students who wrote the CRT.

* Reading score is composite of Information and Poetry.

District 2 - Western

School #: 397 Belanger Memorial School

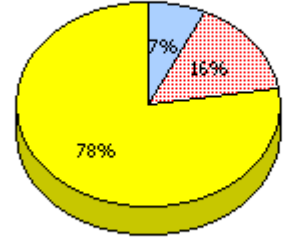
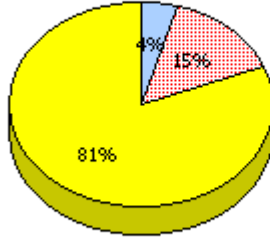
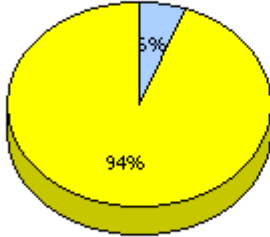
Demand Writing

School

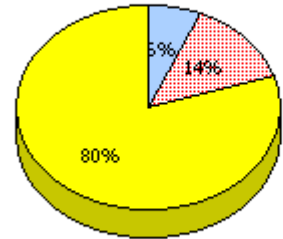
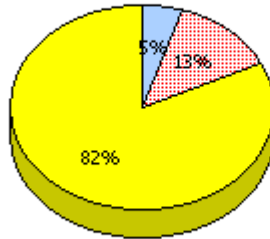
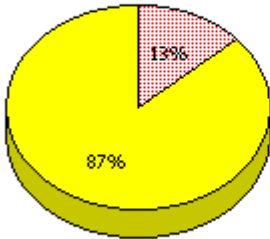
District

Province

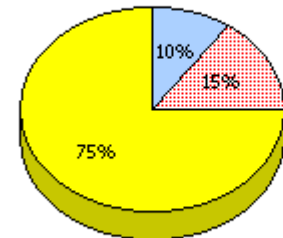
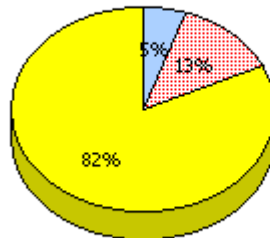
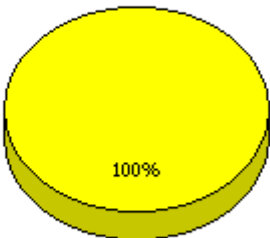
2011
Apr 30,
2011 (18)



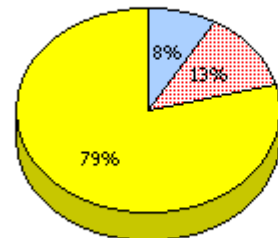
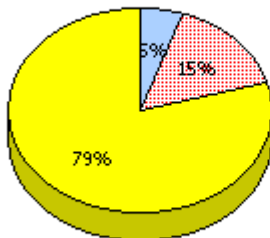
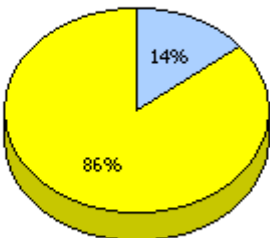
2010
AGR (15)



2009
AGR (15)



2008
AGR (14)



* In some cases, CRT numbers may exceed AGR numbers based on late enrolments. Pie chart is based on the number of students who wrote the CRT.

* Reading score is composite of Information and Poetry.

District 2 - Western

School #: 397 Belanger Memorial School

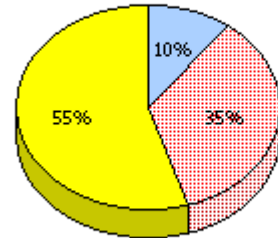
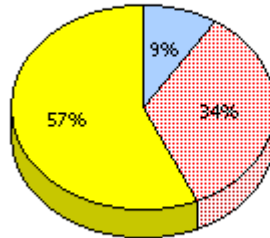
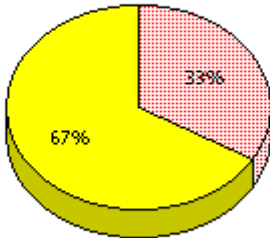
Reading

School

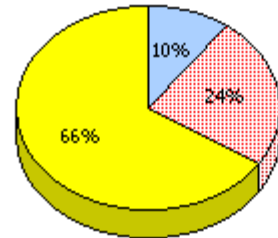
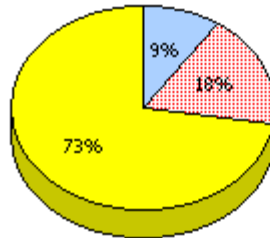
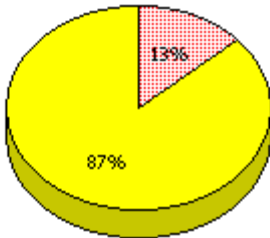
District

Province

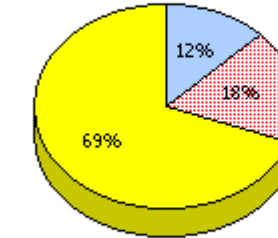
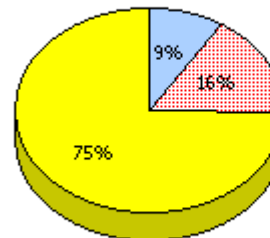
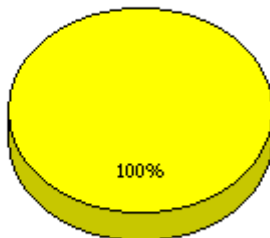
2011
Apr 30,
2011 (18)



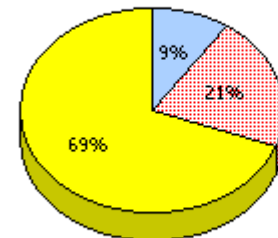
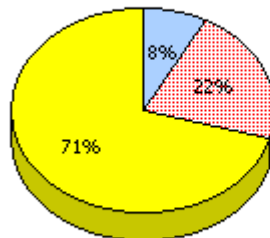
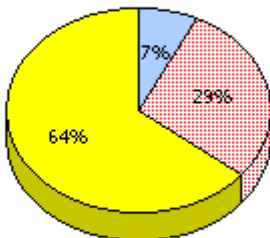
2010
AGR (15)



2009
AGR (15)



2008
AGR (14)



Unknown



Not Yet Meeting (1 or 2)



Meeting or Exceeding (3,4,5)

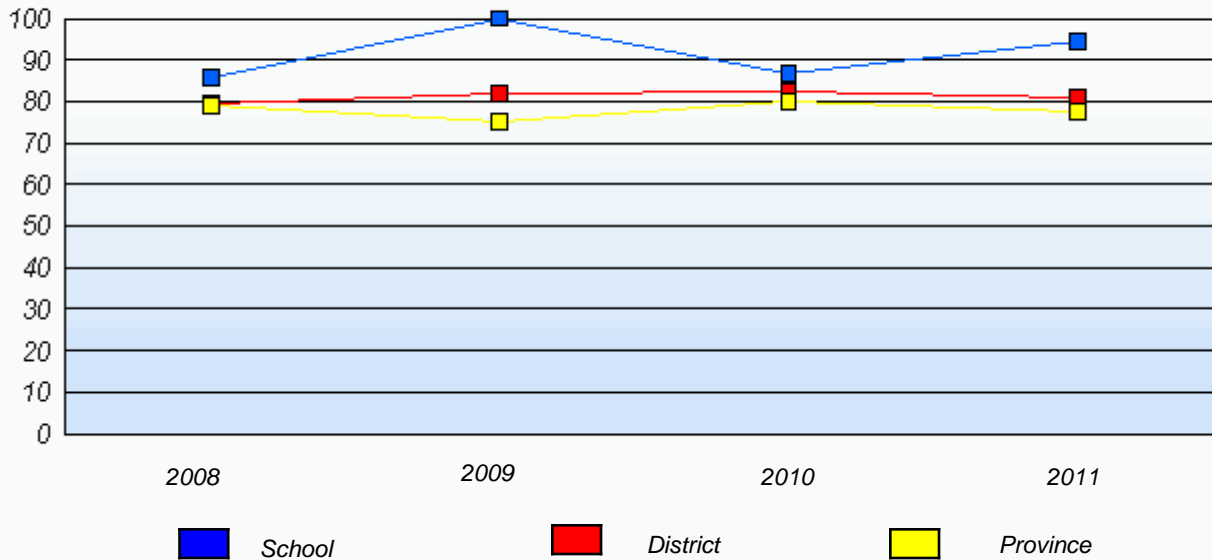
* In some cases, CRT numbers may exceed AGR numbers based on late enrolments. Pie chart is based on the number of students who wrote the CRT.

* Reading score is composite of Information and Poetry.

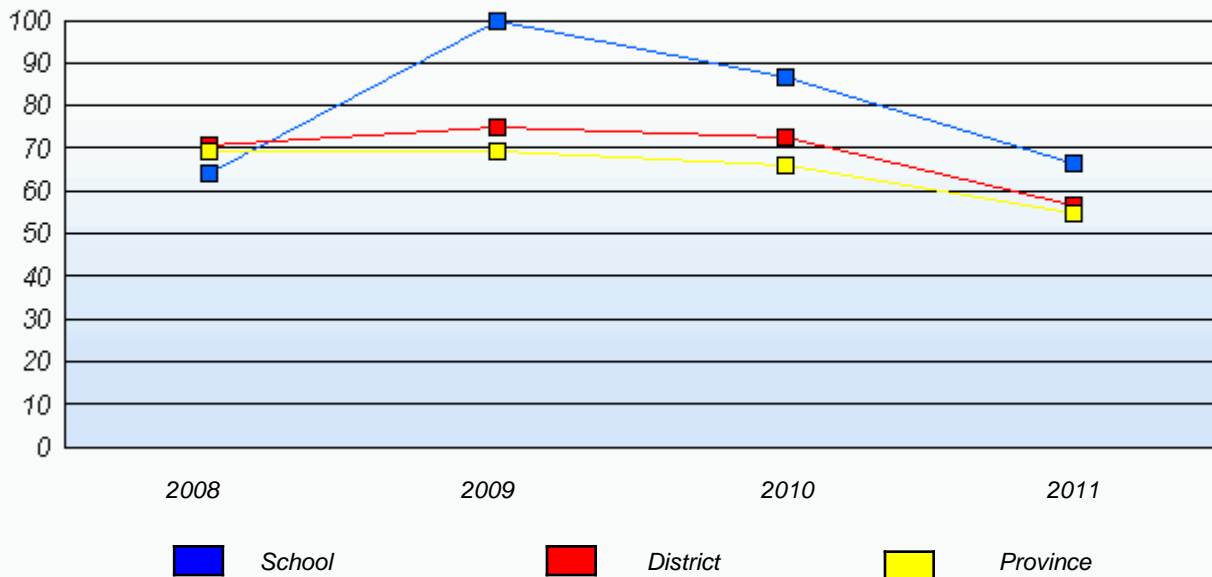
District 2 - Western

School #: 397 Belanger Memorial School

Demand Writing
 Percentage of students at level 3 or above (2008 - 2011)



Reading
 Percentage of students at level 3 or above (2008 - 2011)



* In some cases, CRT numbers may exceed AGR numbers based on late enrolments. Pie chart is based on the number of students who wrote the CRT.

* Reading score is composite of Information and Poetry.

District 2 - Western

School #: 474 Cloud River Academy

Demand Writing

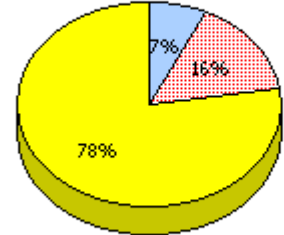
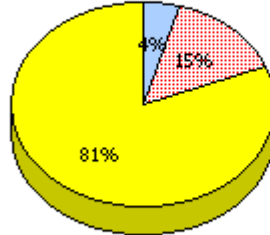
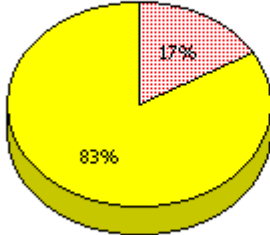
School

District

Province

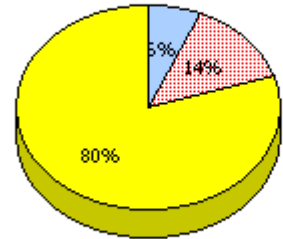
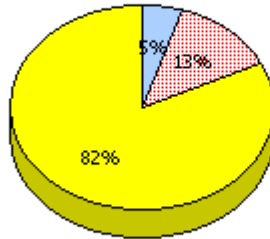
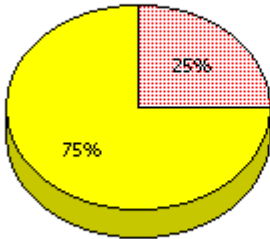
2011

Apr 30,
2011 (0)



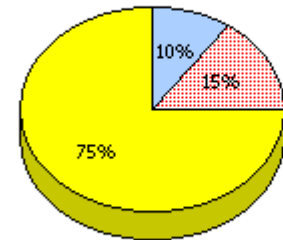
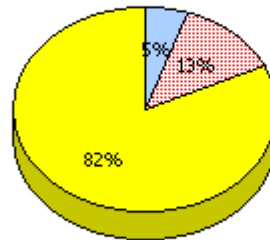
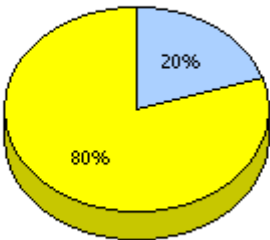
2010

AGR (16)



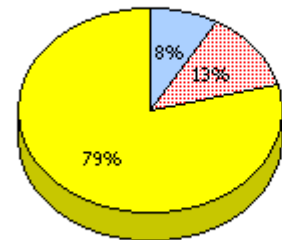
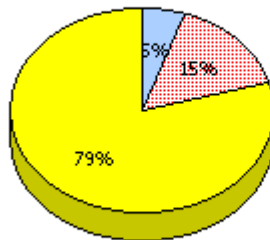
2009

AGR (10)



2008

AGR (17)



Unknown



Not Yet Meeting (1 or 2)



Meeting or Exceeding (3,4,5)

* In some cases, CRT numbers may exceed AGR numbers based on late enrolments. Pie chart is based on the number of students who wrote the CRT.

* Reading score is composite of Information and Poetry.

District 2 - Western

School #: 474 Cloud River Academy

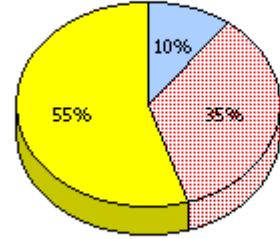
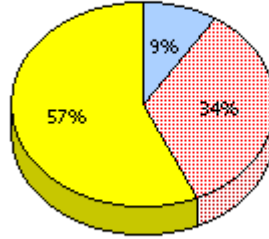
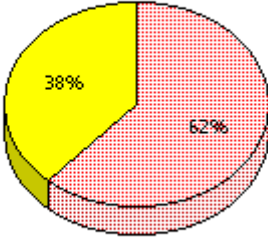
Reading

School

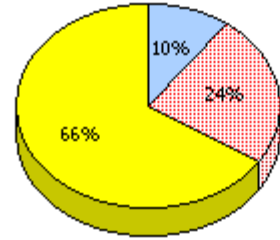
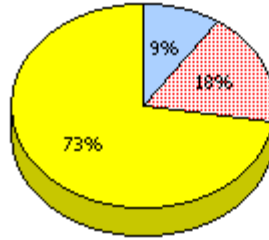
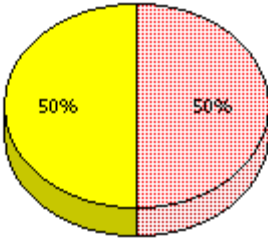
District

Province

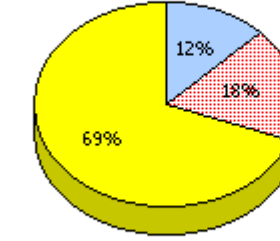
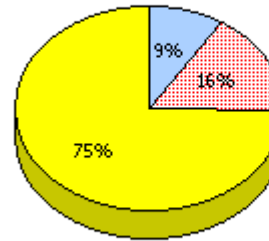
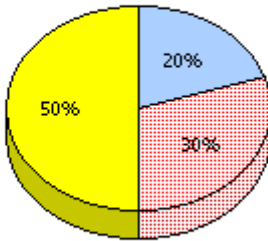
2011
Apr 30,
2011 (0)



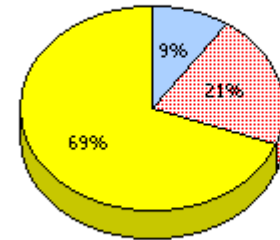
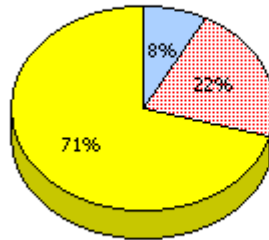
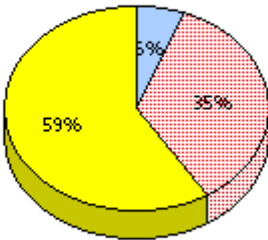
2010
AGR (16)



2009
AGR (10)



2008
AGR (17)



Unknown



Not Yet Meeting (1 or 2)



Meeting or Exceeding (3,4,5)

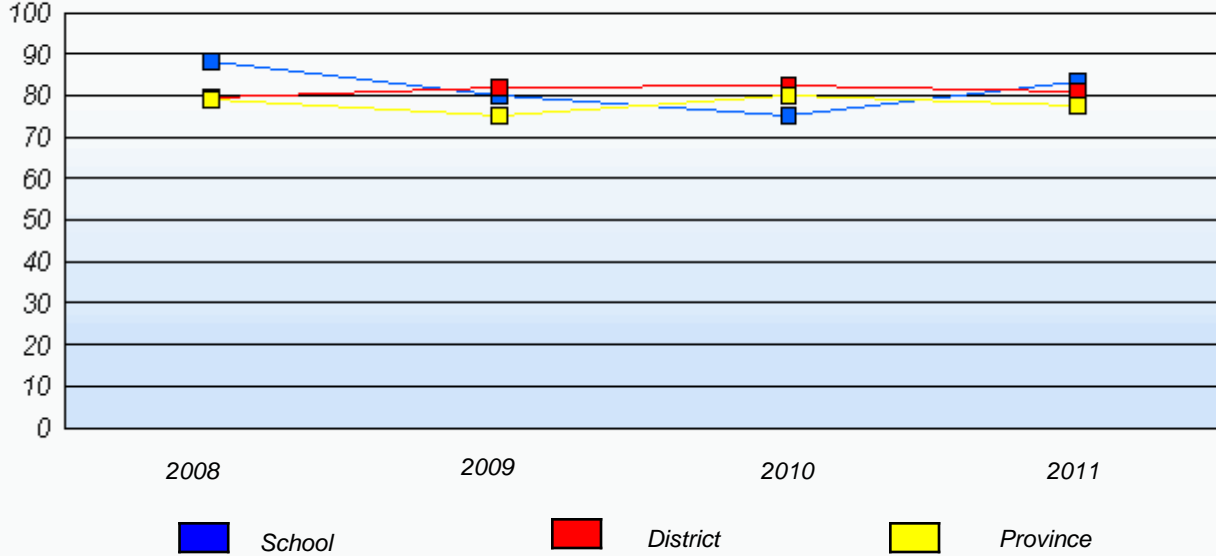
* In some cases, CRT numbers may exceed AGR numbers based on late enrolments. Pie chart is based on the number of students who wrote the CRT.

* Reading score is composite of Information and Poetry.

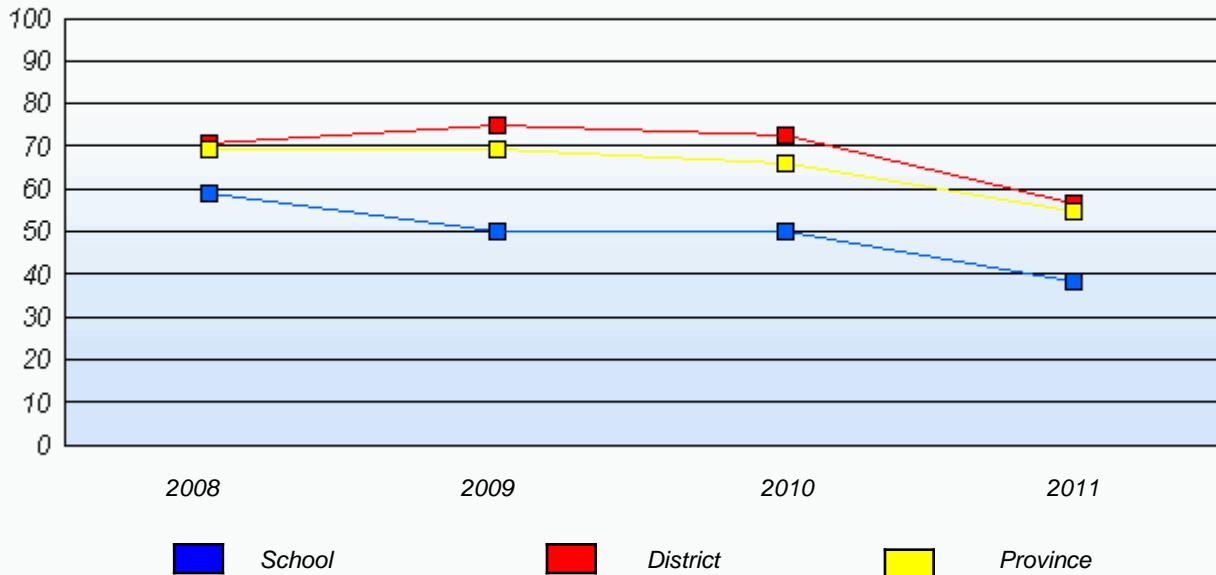
District 2 - Western

School #: 474 Cloud River Academy

Demand Writing
Percentage of students at level 3 or above (2008 - 2011)



Reading
Percentage of students at level 3 or above (2008 - 2011)



* In some cases, CRT numbers may exceed AGR numbers based on late enrolments. Pie chart is based on the number of students who wrote the CRT.

* Reading score is composite of Information and Poetry.

District 2 - Western

School #: 475 Viking Trail Academy

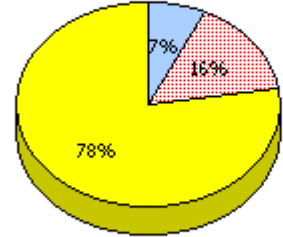
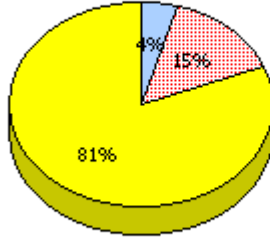
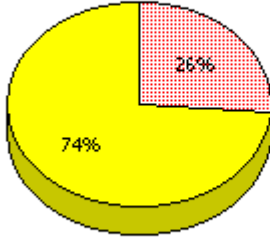
Demand Writing

School

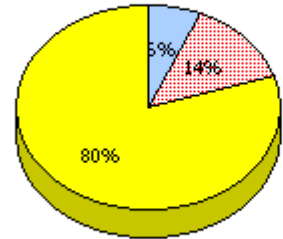
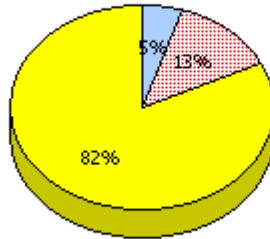
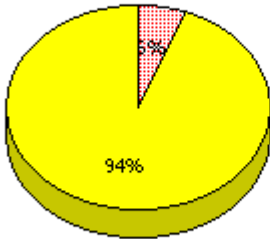
District

Province

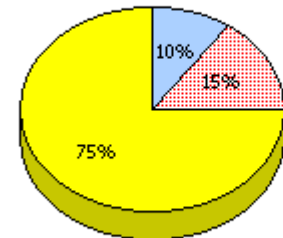
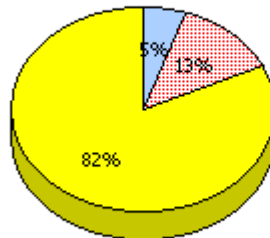
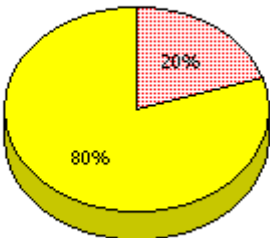
2011
Apr 30,
2011 (19)



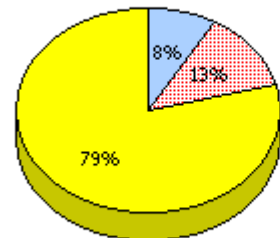
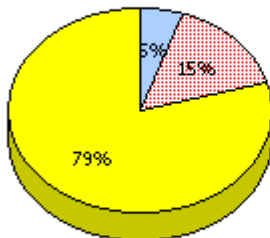
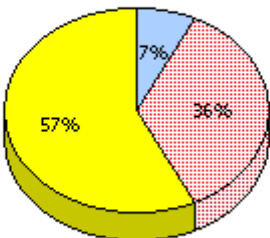
2010
AGR (17)



2009
AGR (15)



2008
AGR (14)



* In some cases, CRT numbers may exceed AGR numbers based on late enrolments. Pie chart is based on the number of students who wrote the CRT.

* Reading score is composite of Information and Poetry.

District 2 - Western

School #: 475 Viking Trail Academy

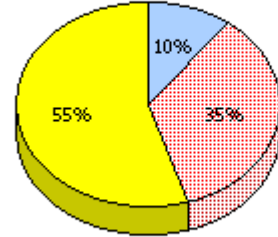
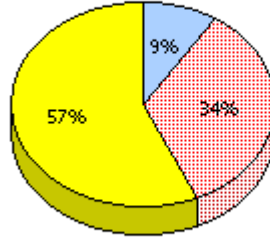
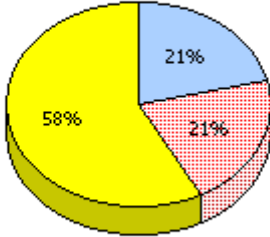
Reading

School

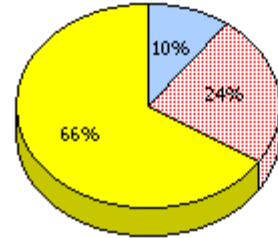
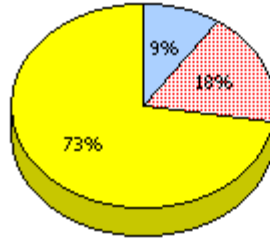
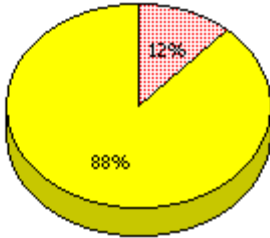
District

Province

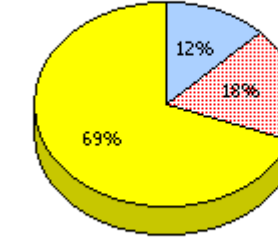
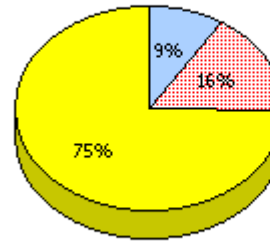
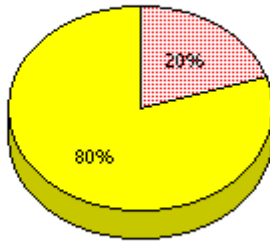
2011
Apr 30,
2011 (19)



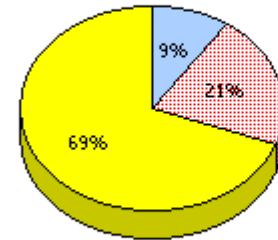
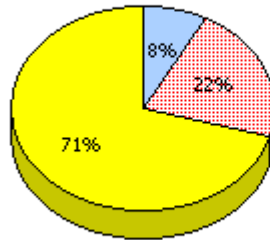
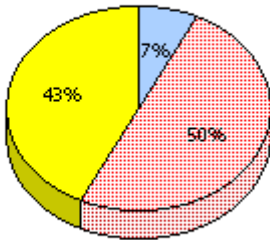
2010
AGR (17)



2009
AGR (15)



2008
AGR (14)



Unknown



Not Yet Meeting (1 or 2)



Meeting or Exceeding (3,4,5)

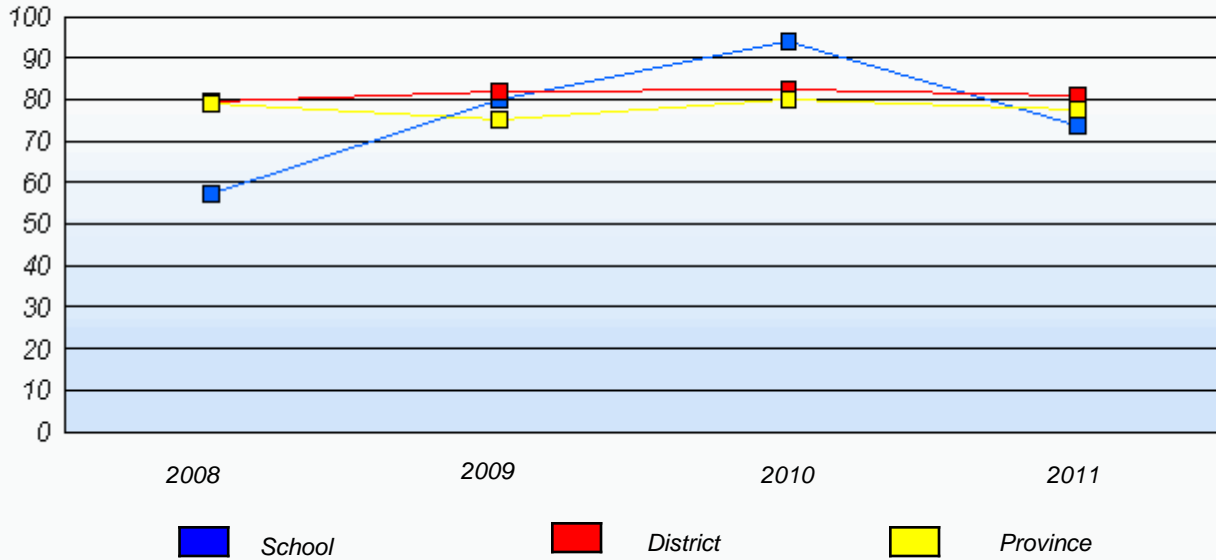
* In some cases, CRT numbers may exceed AGR numbers based on late enrolments. Pie chart is based on the number of students who wrote the CRT.

* Reading score is composite of Information and Poetry.

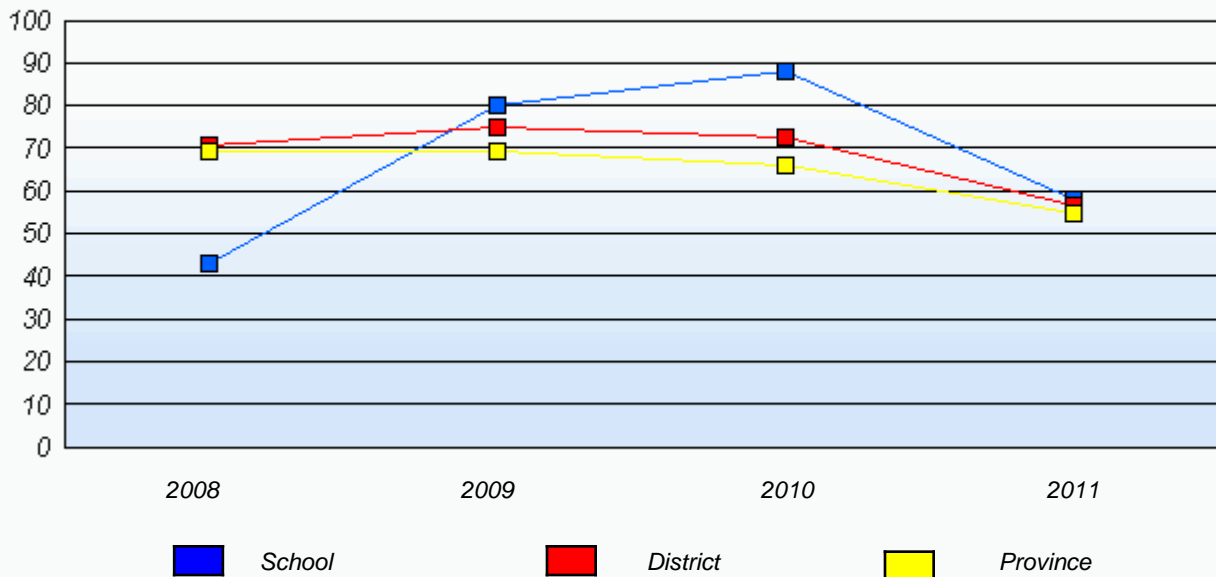
District 2 - Western

School #: 475 Viking Trail Academy

Demand Writing
Percentage of students at level 3 or above (2008 - 2011)



Reading
Percentage of students at level 3 or above (2008 - 2011)



* In some cases, CRT numbers may exceed AGR numbers based on late enrolments. Pie chart is based on the number of students who wrote the CRT.

* Reading score is composite of Information and Poetry.

District 2 - Western

School #: 487 Labrador Straits Academy

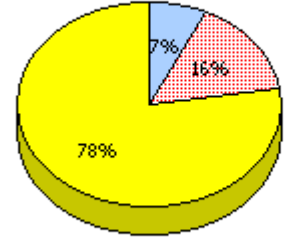
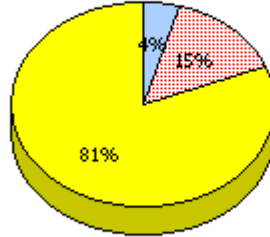
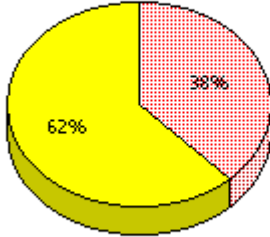
Demand Writing

School

District

Province

2011
Apr 30,
2011 (21)



2010
AGR (0)

2009
AGR (0)

2008
AGR (0)



Unknown



Not Yet Meeting (1 or 2)



Meeting or Exceeding (3,4,5)

* In some cases, CRT numbers may exceed AGR numbers based on late enrolments. Pie chart is based on the number of students who wrote the CRT.

* Reading score is composite of Information and Poetry.

District 2 - Western

School #: 487 Labrador Straits Academy

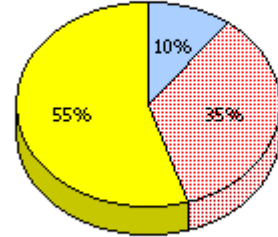
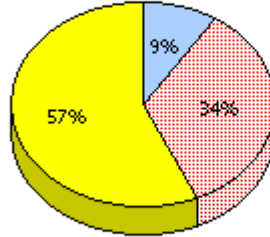
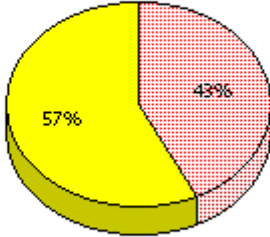
Reading

School

District

Province

2011
Apr 30,
2011 (21)



2010
AGR (0)

2009
AGR (0)

2008
AGR (0)



Unknown



Not Yet Meeting (1 or 2)



Meeting or Exceeding (3,4,5)

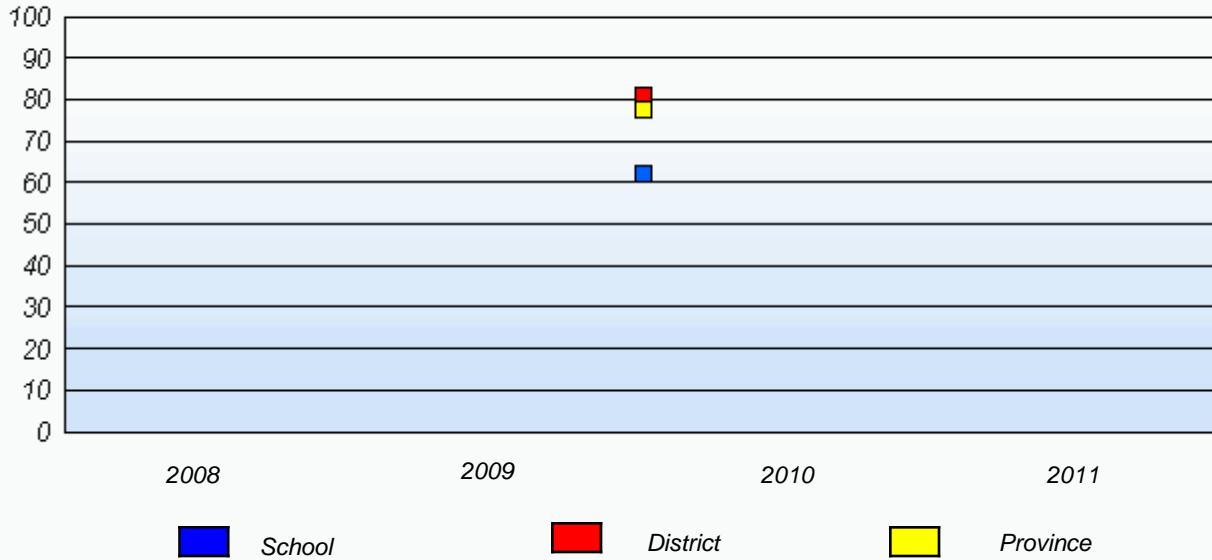
* In some cases, CRT numbers may exceed AGR numbers based on late enrolments. Pie chart is based on the number of students who wrote the CRT.

* Reading score is composite of Information and Poetry.

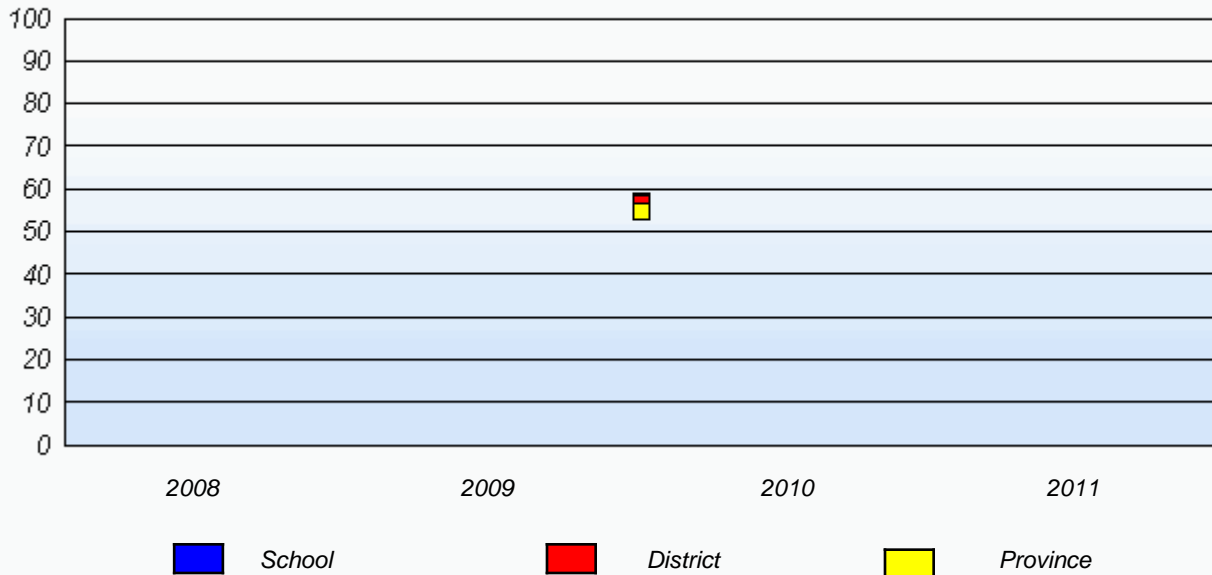
District 2 - Western

School #: 487 Labrador Straits Academy

Demand Writing
 Percentage of students at level 3 or above (2008 - 2011)



Reading
 Percentage of students at level 3 or above (2008 - 2011)



* In some cases, CRT numbers may exceed AGR numbers based on late enrolments. Pie chart is based on the number of students who wrote the CRT.

* Reading score is composite of Information and Poetry.

District 2 - Western

School #: 488 French Shore Academy

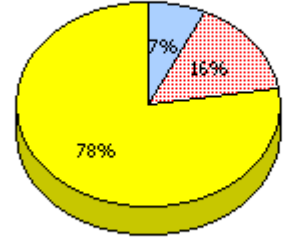
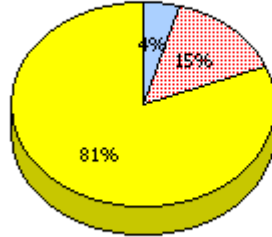
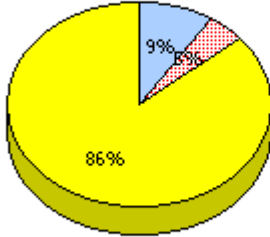
Demand Writing

School

District

Province

2011
Apr 30,
2011 (22)



2010
AGR (0)

2009
AGR (0)

2008
AGR (0)



Unknown



Not Yet Meeting (1 or 2)



Meeting or Exceeding (3,4,5)

* In some cases, CRT numbers may exceed AGR numbers based on late enrolments. Pie chart is based on the number of students who wrote the CRT.

* Reading score is composite of Information and Poetry.

District 2 - Western

School #: 488 French Shore Academy

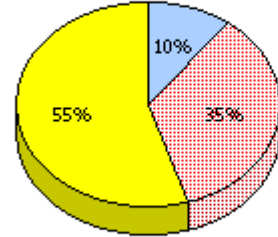
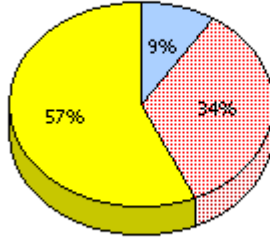
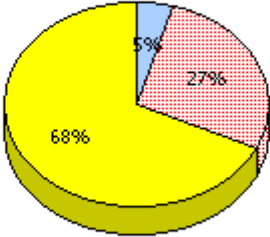
Reading

School

District

Province

2011
Apr 30,
2011 (22)



2010
AGR (0)

2009
AGR (0)

2008
AGR (0)



Unknown



Not Yet Meeting (1 or 2)



Meeting or Exceeding (3,4,5)

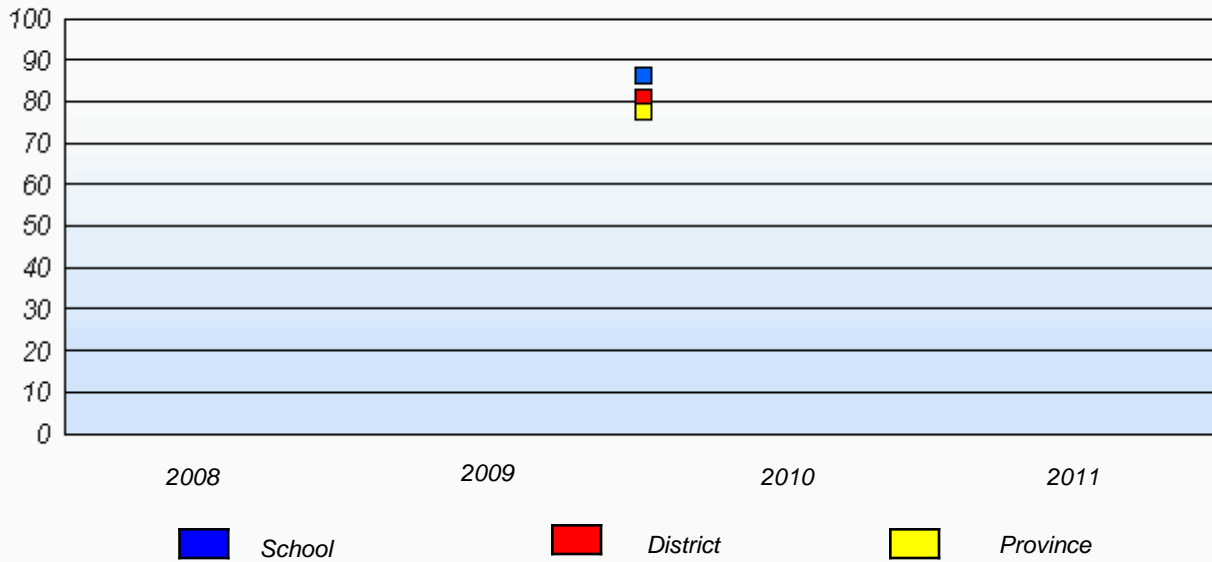
* In some cases, CRT numbers may exceed AGR numbers based on late enrolments. Pie chart is based on the number of students who wrote the CRT.

* Reading score is composite of Information and Poetry.

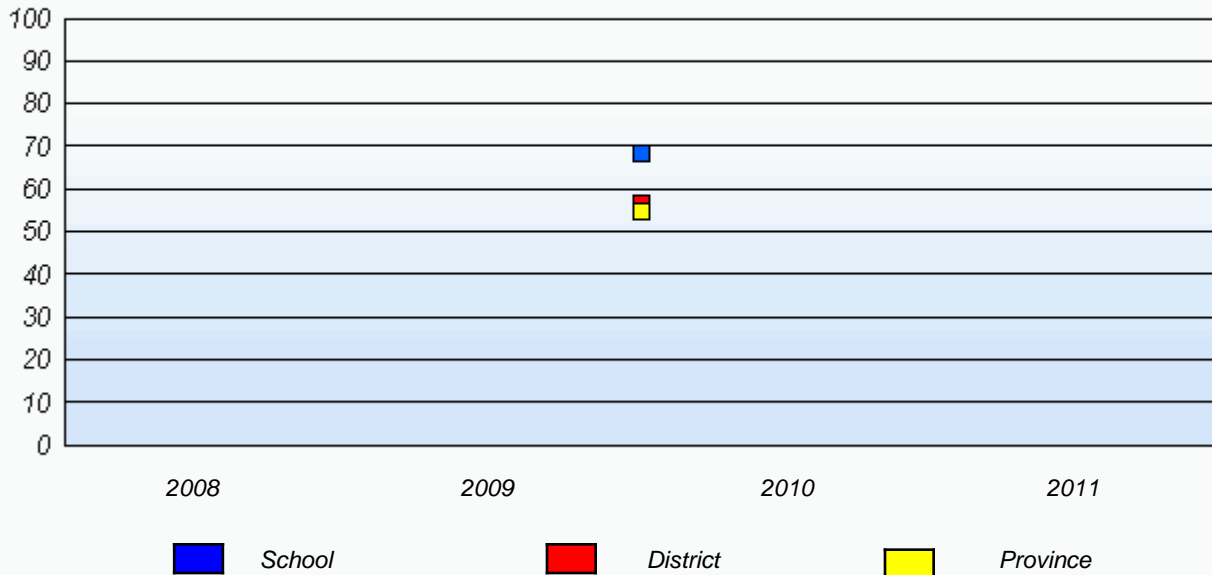
District 2 - Western

School #: 488 French Shore Academy

Demand Writing
 Percentage of students at level 3 or above (2008 - 2011)



Reading
 Percentage of students at level 3 or above (2008 - 2011)



* In some cases, CRT numbers may exceed AGR numbers based on late enrolments. Pie chart is based on the number of students who wrote the CRT.

* Reading score is composite of Information and Poetry.