

District 1 - Labrador

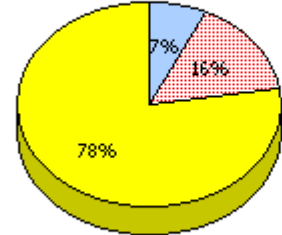
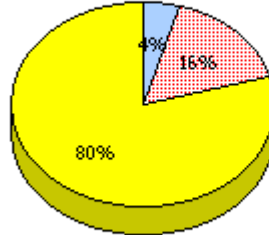
School #: 001 St. Peter's School

Demand Writing

School
School data with 5 or fewer students
withheld for reasons of confidentiality.

District

Province



2011

Apr 30,
2011 (4)

2010

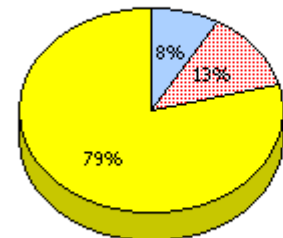
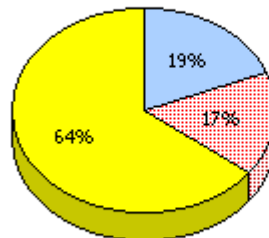
AGR (0)

2009

AGR (0)

2008

AGR (2)



Unknown



Not Yet Meeting (1 or 2)



Meeting or Exceeding (3,4,5)

* In some cases, CRT numbers may exceed AGR numbers based on late enrolments. Pie chart is based on the number of students who wrote the CRT.

* Reading score is composite of Information and Poetry.

District 1 - Labrador

School #: 001 St. Peter's School

School

School data with 5 or fewer students withheld for reasons of confidentiality.

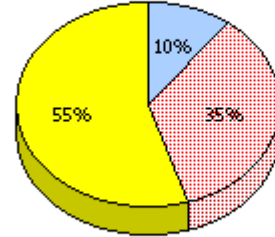
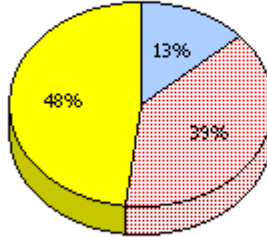
Reading

District

Province

2011

Apr 30, 2011 (4)



2010

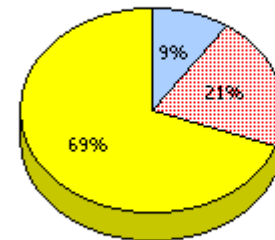
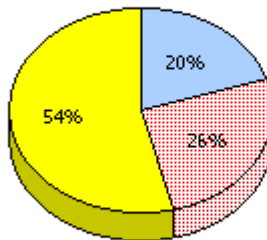
AGR (0)

2009

AGR (0)

2008

AGR (2)



Unknown



Not Yet Meeting (1 or 2)



Meeting or Exceeding (3,4,5)

* In some cases, CRT numbers may exceed AGR numbers based on late enrolments. Pie chart is based on the number of students who wrote the CRT.

* Reading score is composite of Information and Poetry.

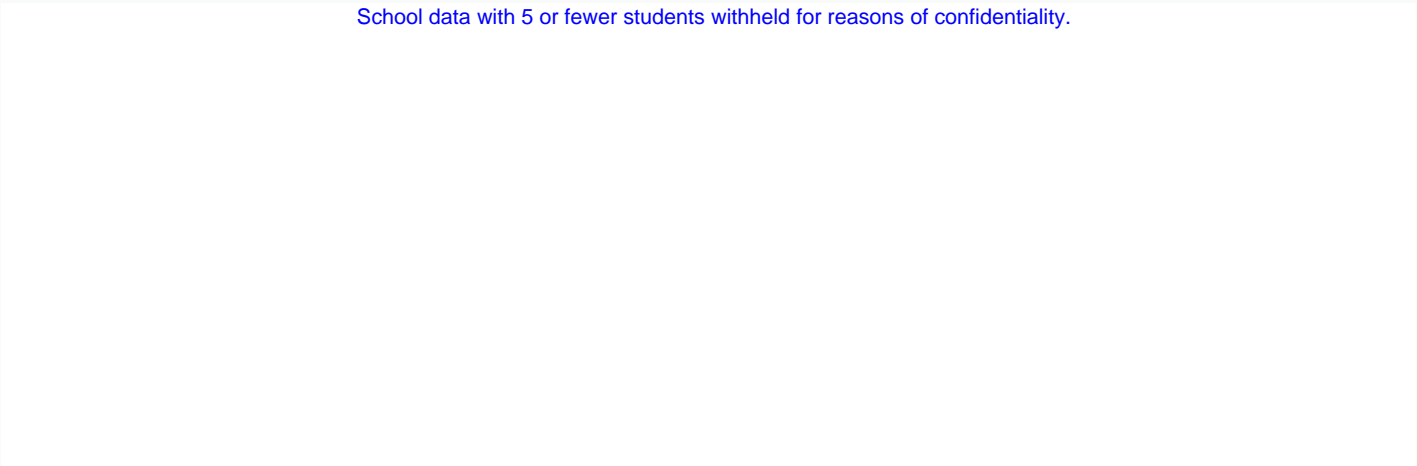
District 1 - Labrador

School #: 001 St. Peter's School

Demand Writing

Percentage of students at level 3 or above (2008 - 2011)

School data with 5 or fewer students withheld for reasons of confidentiality.



2008

2009

2010

2011



School



District

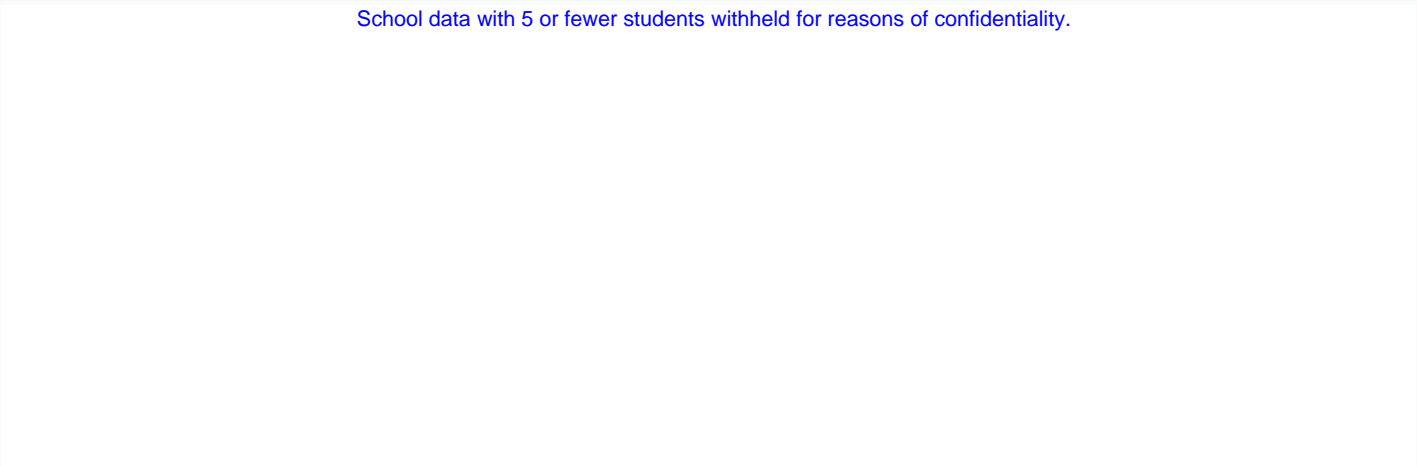


Province

Reading

Percentage of students at level 3 or above (2008 - 2011)

School data with 5 or fewer students withheld for reasons of confidentiality.



2008

2009

2010

2011



School



District



Province

* In some cases, CRT numbers may exceed AGR numbers based on late enrolments. Pie chart is based on the number of students who wrote the CRT.

* Reading score is composite of Information and Poetry.

District 1 - Labrador

School #: 002 Henry Gordon Academy

Demand Writing

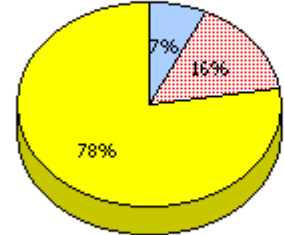
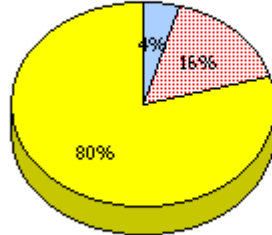
School
School data with 5 or fewer students
withheld for reasons of confidentiality.

District

Province

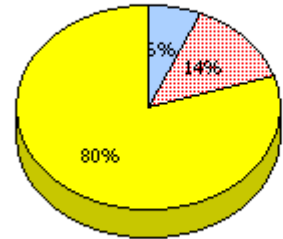
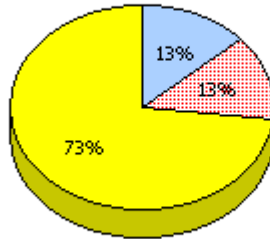
2011

Apr 30,
2011 (5)



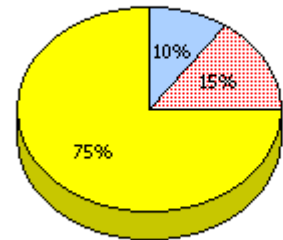
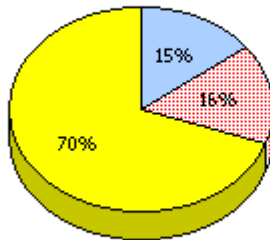
2010

AGR (10)



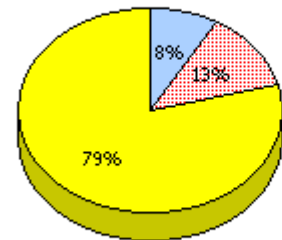
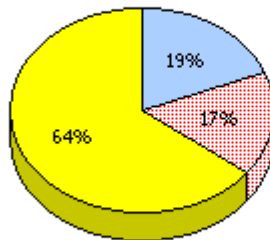
2009

AGR (9)



2008

AGR (10)



Unknown



Not Yet Meeting (1 or 2)



Meeting or Exceeding (3,4,5)

* In some cases, CRT numbers may exceed AGR numbers based on late enrolments. Pie chart is based on the number of students who wrote the CRT.

* Reading score is composite of Information and Poetry.

District 1 - Labrador

School #: 002 Henry Gordon Academy

School

School data with 5 or fewer students withheld for reasons of confidentiality.

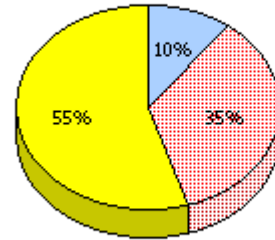
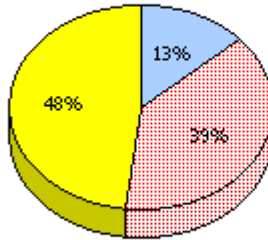
Reading

District

Province

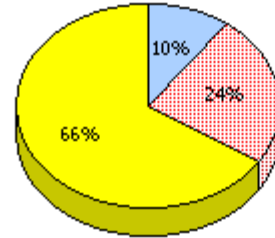
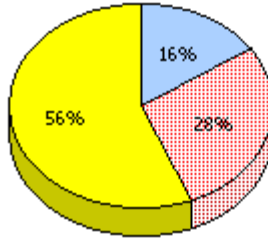
2011

Apr 30,
2011 (5)



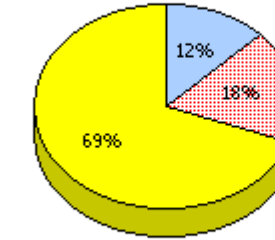
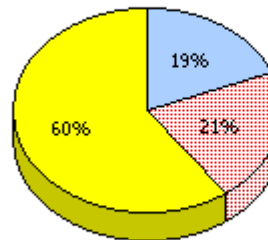
2010

AGR (10)



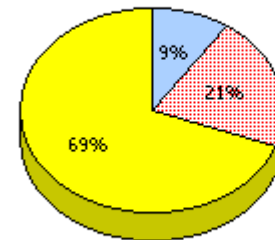
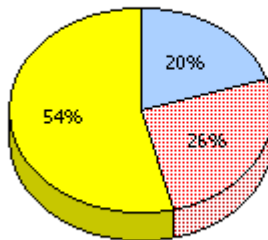
2009

AGR (9)



2008

AGR (10)



Unknown



Not Yet Meeting (1 or 2)



Meeting or Exceeding (3,4,5)

* In some cases, CRT numbers may exceed AGR numbers based on late enrolments. Pie chart is based on the number of students who wrote the CRT.

* Reading score is composite of Information and Poetry.

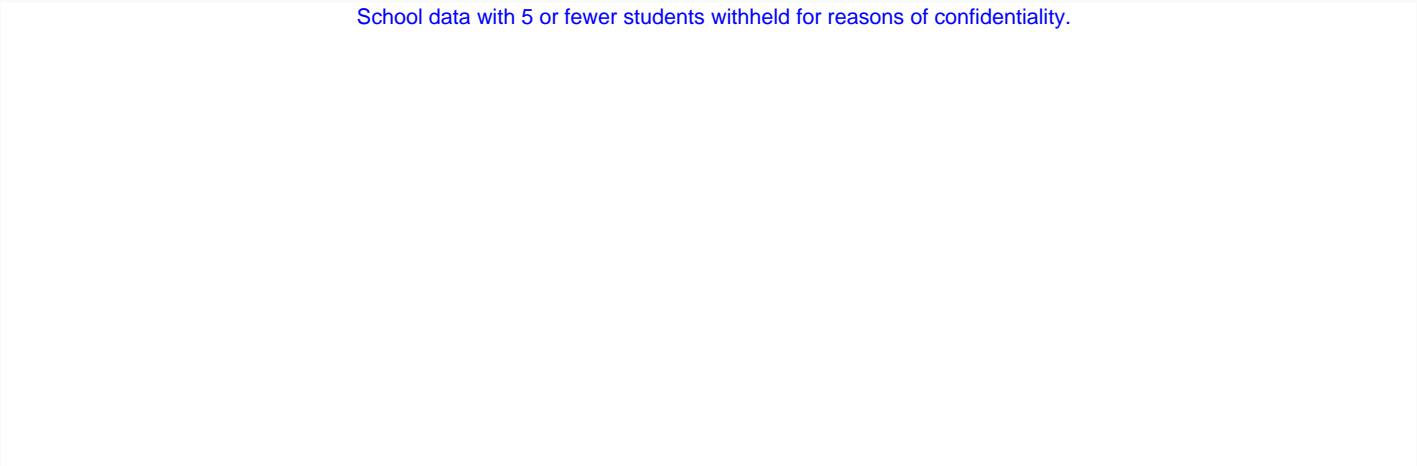
District 1 - Labrador

School #: 002 Henry Gordon Academy

Demand Writing

Percentage of students at level 3 or above (2008 - 2011)

School data with 5 or fewer students withheld for reasons of confidentiality.



2008

2009

2010

2011



School



District

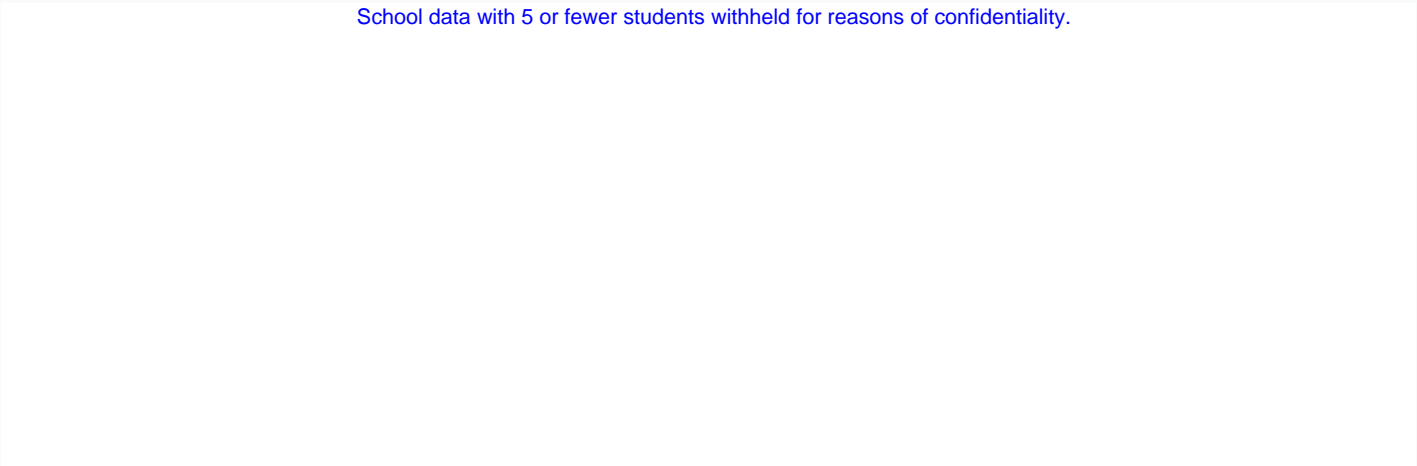


Province

Reading

Percentage of students at level 3 or above (2008 - 2011)

School data with 5 or fewer students withheld for reasons of confidentiality.



2008

2009

2010

2011



School



District



Province

* In some cases, CRT numbers may exceed AGR numbers based on late enrolments. Pie chart is based on the number of students who wrote the CRT.

* Reading score is composite of Information and Poetry.

District 1 - Labrador

School #: 007 Amos Comenius Memorial School

Demand Writing

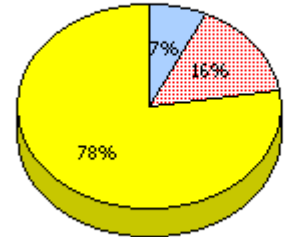
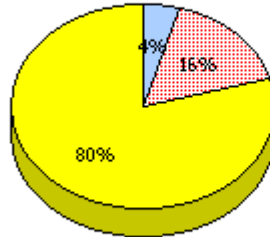
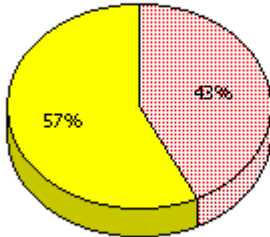
School

District

Province

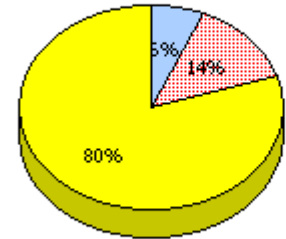
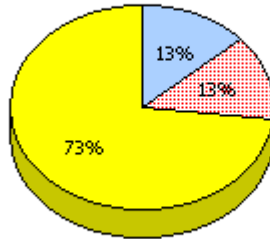
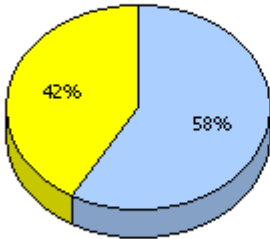
2011

Apr 30,
2011 (5)



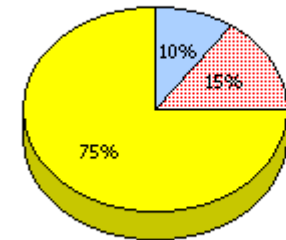
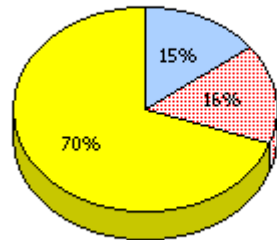
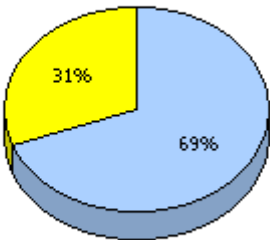
2010

AGR (12)



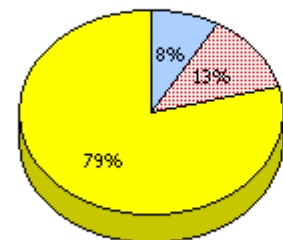
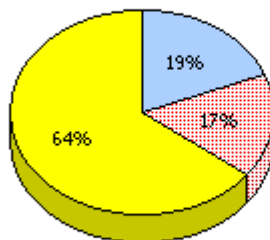
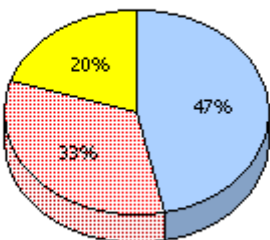
2009

AGR (13)



2008

AGR (15)



Unknown



Not Yet Meeting (1 or 2)



Meeting or Exceeding (3,4,5)

* In some cases, CRT numbers may exceed AGR numbers based on late enrolments. Pie chart is based on the number of students who wrote the CRT.

* Reading score is composite of Information and Poetry.

District 1 - Labrador

School #: 007 Amos Comenius Memorial School

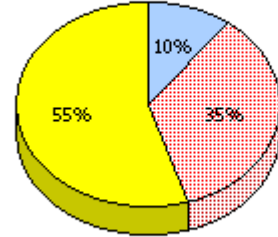
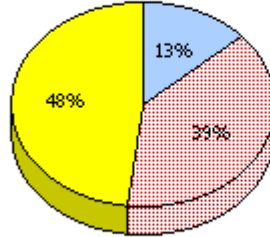
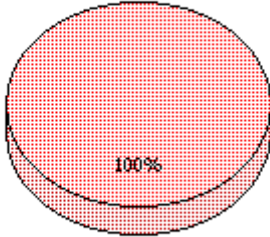
Reading

School

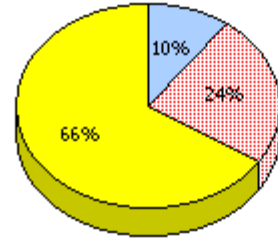
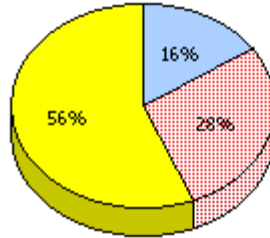
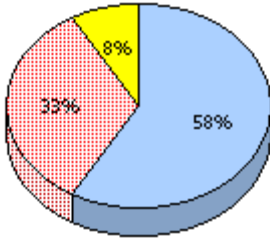
District

Province

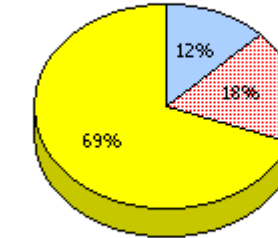
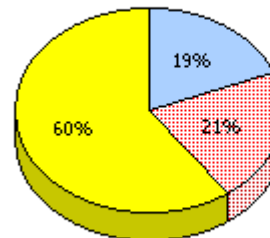
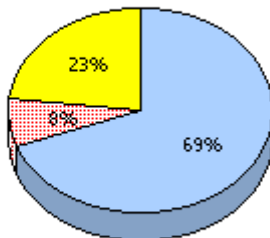
2011
Apr 30,
2011 (5)



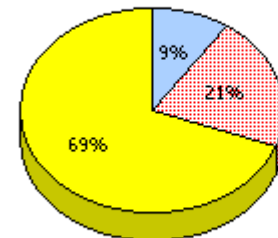
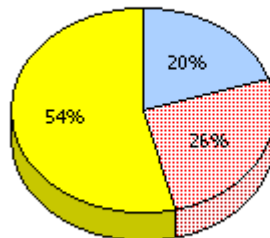
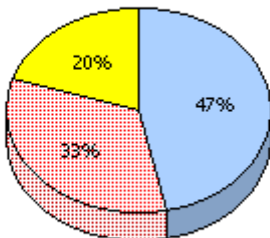
2010
AGR (12)



2009
AGR (13)



2008
AGR (15)



Unknown



Not Yet Meeting (1 or 2)



Meeting or Exceeding (3,4,5)

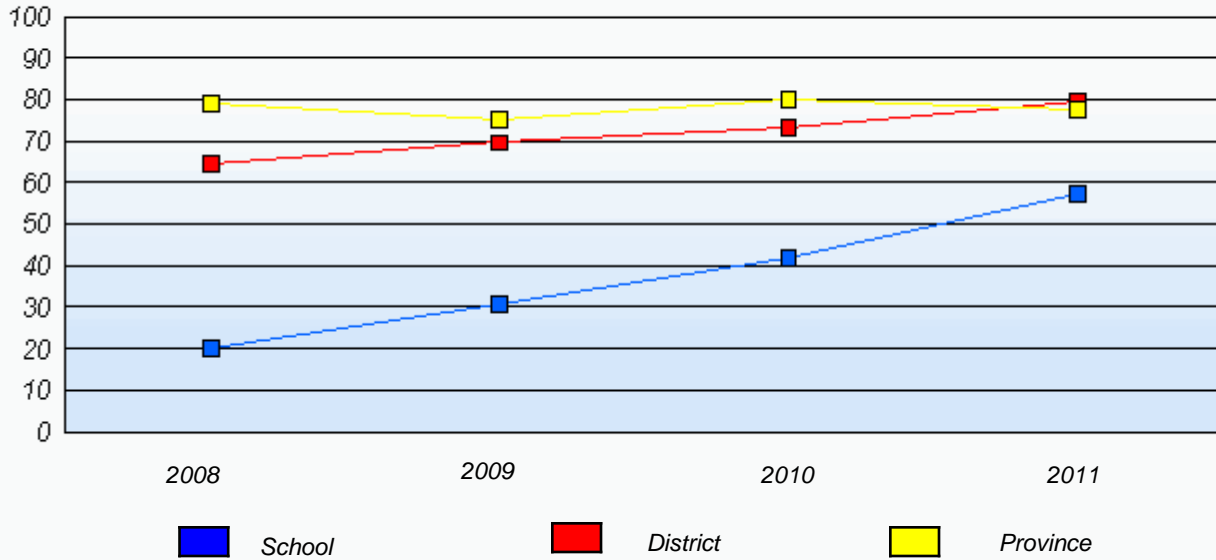
* In some cases, CRT numbers may exceed AGR numbers based on late enrolments. Pie chart is based on the number of students who wrote the CRT.

* Reading score is composite of Information and Poetry.

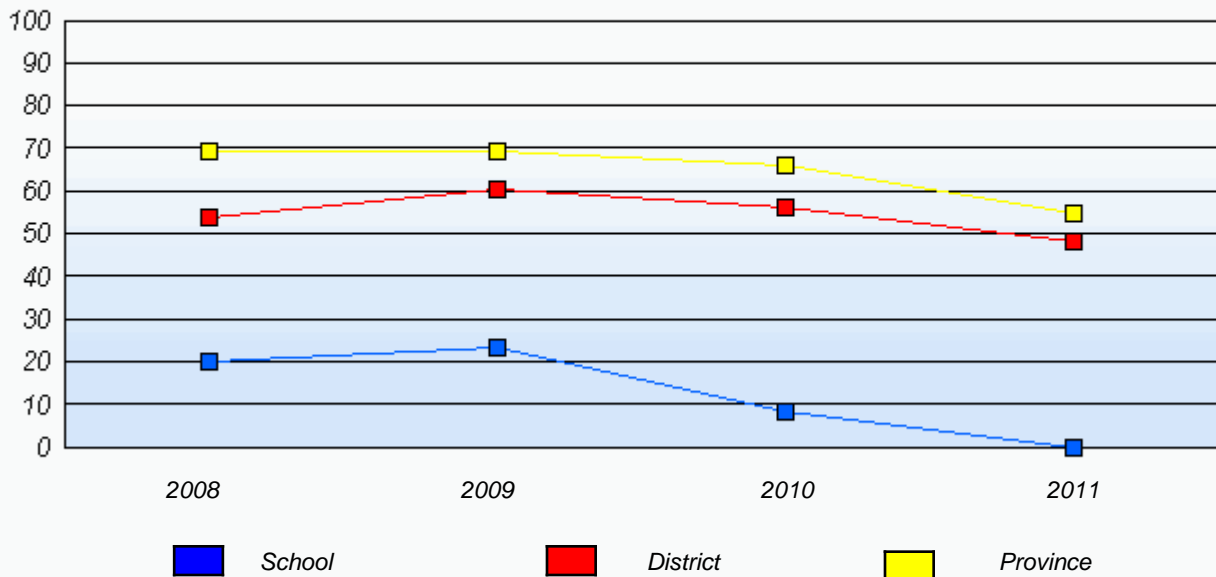
District 1 - Labrador

School #: 007 Amos Comenius Memorial School

Demand Writing
Percentage of students at level 3 or above (2008 - 2011)



Reading
Percentage of students at level 3 or above (2008 - 2011)



* In some cases, CRT numbers may exceed AGR numbers based on late enrolments. Pie chart is based on the number of students who wrote the CRT.

* Reading score is composite of Information and Poetry.

District 1 - Labrador

School #: 010 Menihek High School

Demand Writing

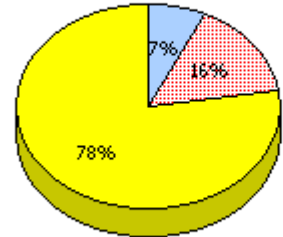
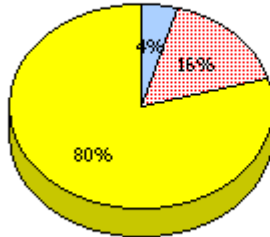
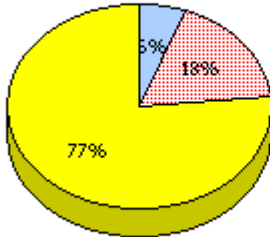
School

District

Province

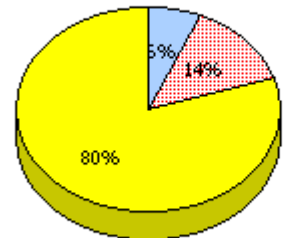
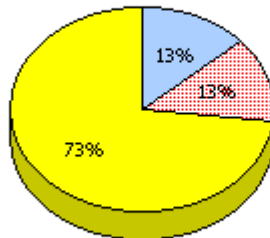
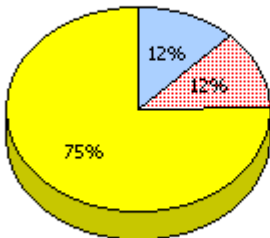
2011

Apr 30,
2011 (125)



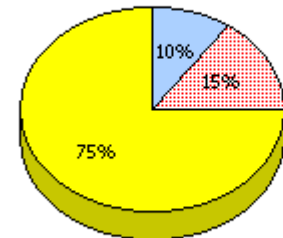
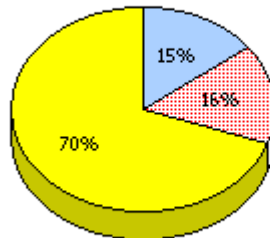
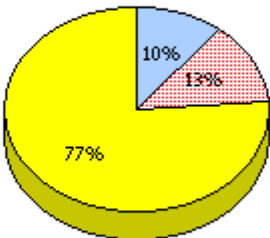
2010

AGR (122)



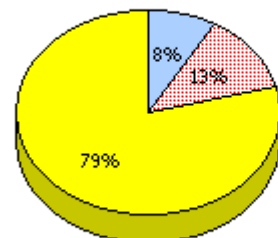
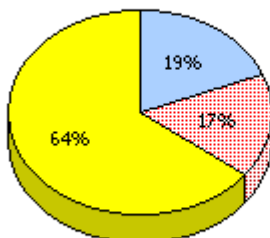
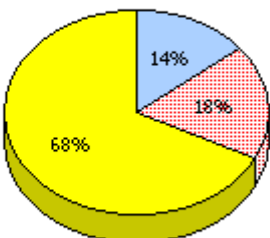
2009

AGR (115)



2008

AGR (114)



Unknown



Not Yet Meeting (1 or 2)



Meeting or Exceeding (3,4,5)

* In some cases, CRT numbers may exceed AGR numbers based on late enrolments. Pie chart is based on the number of students who wrote the CRT.

* Reading score is composite of Information and Poetry.

District 1 - Labrador

School #: 010 Menihek High School

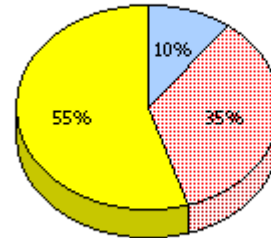
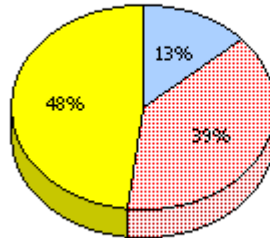
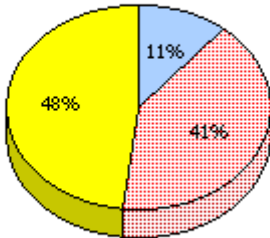
Reading

School

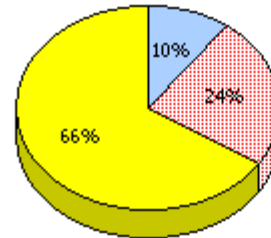
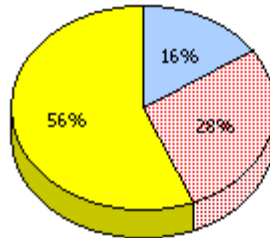
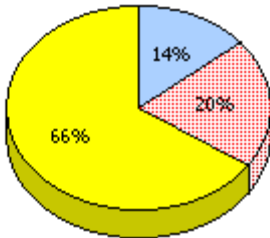
District

Province

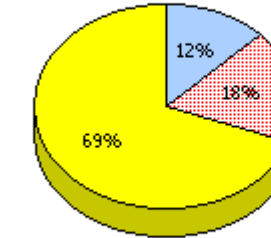
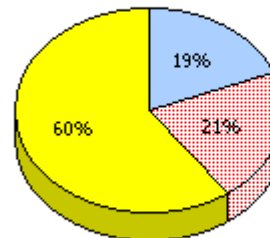
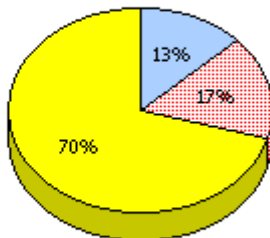
2011
Apr 30,
2011 (125)



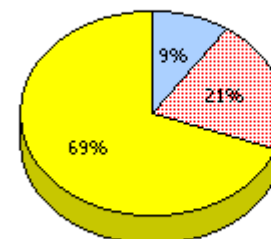
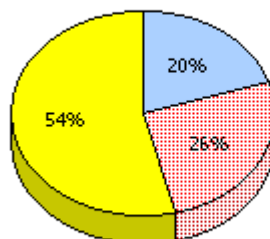
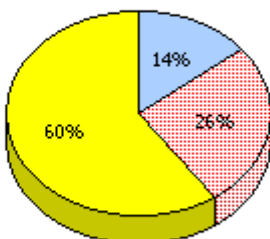
2010
AGR (122)



2009
AGR (115)



2008
AGR (114)



Unknown



Not Yet Meeting (1 or 2)



Meeting or Exceeding (3,4,5)

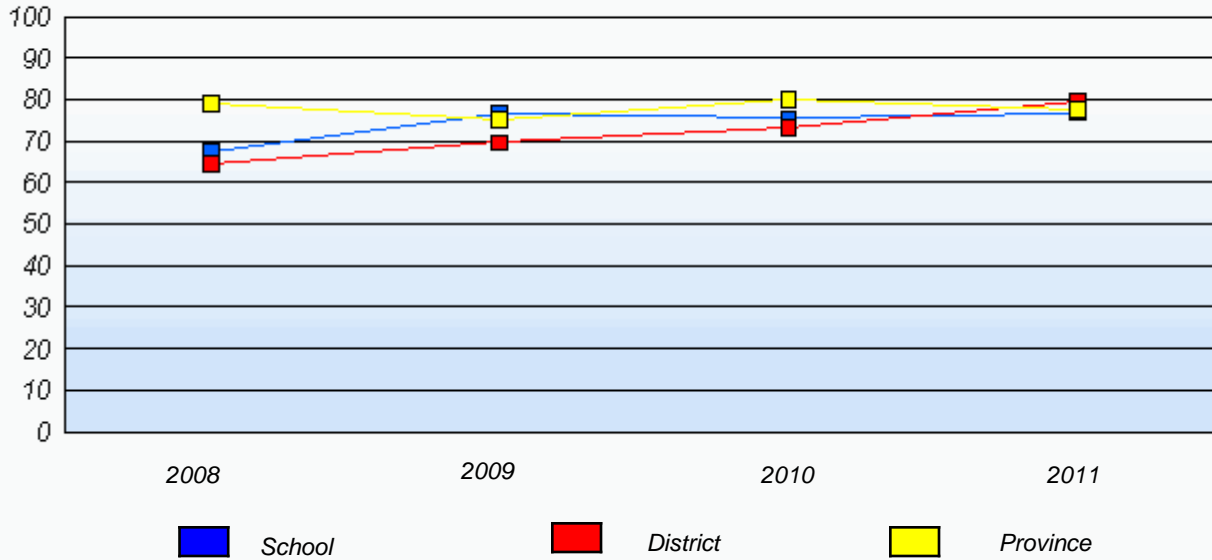
* In some cases, CRT numbers may exceed AGR numbers based on late enrolments. Pie chart is based on the number of students who wrote the CRT.

* Reading score is composite of Information and Poetry.

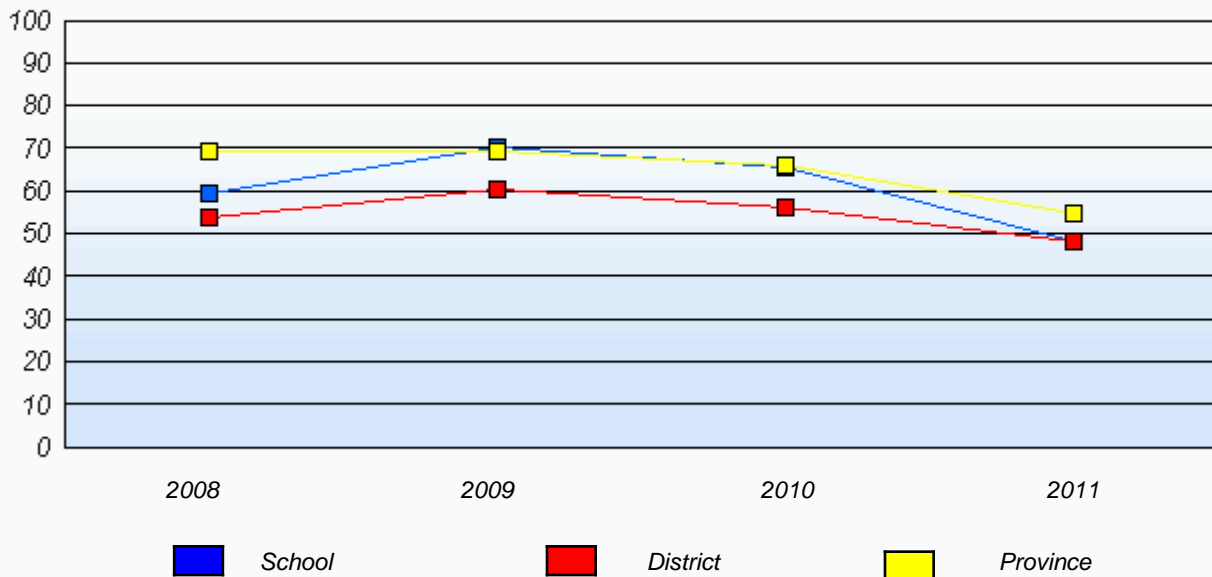
District 1 - Labrador

School #: 010 Menihok High School

Demand Writing
 Percentage of students at level 3 or above (2008 - 2011)



Reading
 Percentage of students at level 3 or above (2008 - 2011)



* In some cases, CRT numbers may exceed AGR numbers based on late enrolments. Pie chart is based on the number of students who wrote the CRT.

* Reading score is composite of Information and Poetry.

District 1 - Labrador

School #: 012 J.C. Erhardt Memorial School

Demand Writing

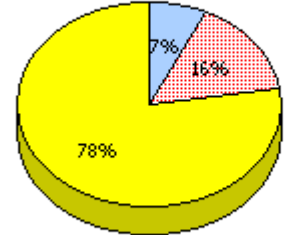
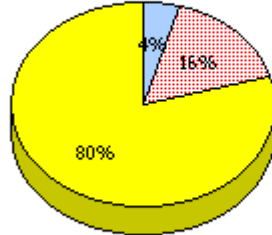
School
School data with 5 or fewer students
withheld for reasons of confidentiality.

District

Province

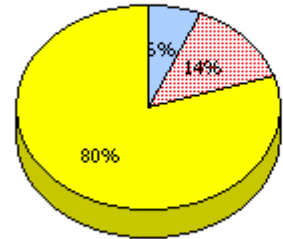
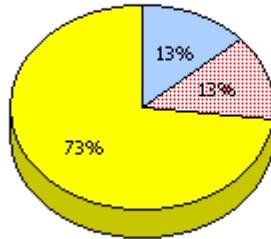
2011

Apr 30,
2011 (5)



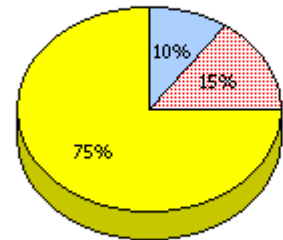
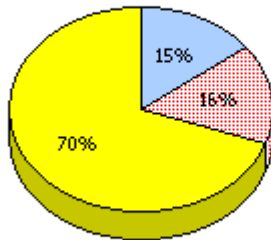
2010

AGR (2)



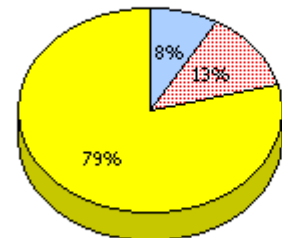
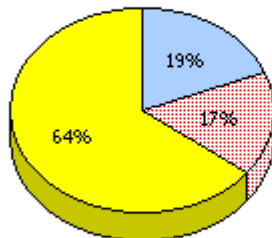
2009

AGR (4)



2008

AGR (9)



Unknown



Not Yet Meeting (1 or 2)



Meeting or Exceeding (3,4,5)

* In some cases, CRT numbers may exceed AGR numbers based on late enrolments. Pie chart is based on the number of students who wrote the CRT.

* Reading score is composite of Information and Poetry.

District 1 - Labrador

School #: 012 J.C. Erhardt Memorial School

School

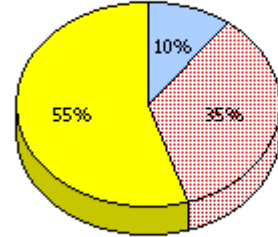
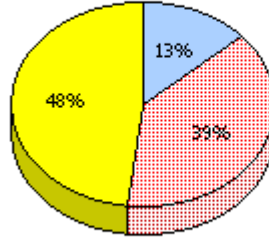
School data with 5 or fewer students withheld for reasons of confidentiality.

Reading

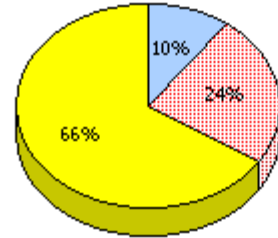
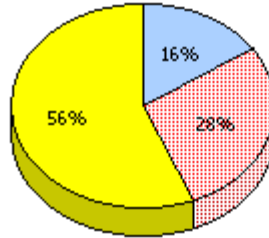
District

Province

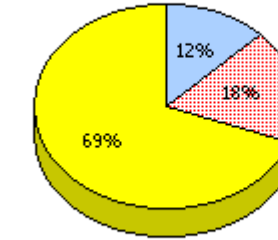
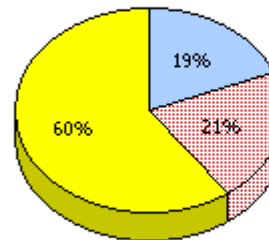
2011
Apr 30,
2011 (5)



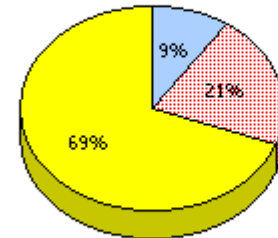
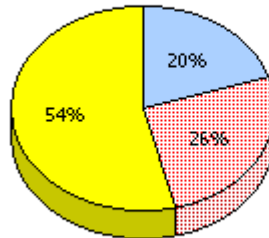
2010
AGR (2)



2009
AGR (4)



2008
AGR (9)



Unknown



Not Yet Meeting (1 or 2)



Meeting or Exceeding (3,4,5)

* In some cases, CRT numbers may exceed AGR numbers based on late enrolments. Pie chart is based on the number of students who wrote the CRT.

* Reading score is composite of Information and Poetry.

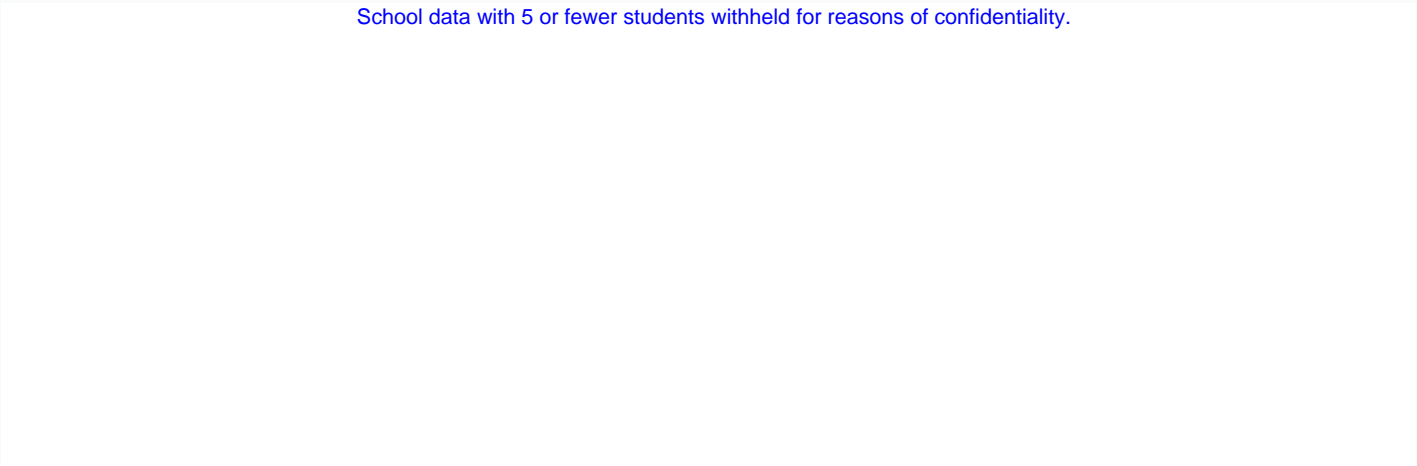
District 1 - Labrador

School #: 012 J.C. Erhardt Memorial School

Demand Writing

Percentage of students at level 3 or above (2008 - 2011)

School data with 5 or fewer students withheld for reasons of confidentiality.

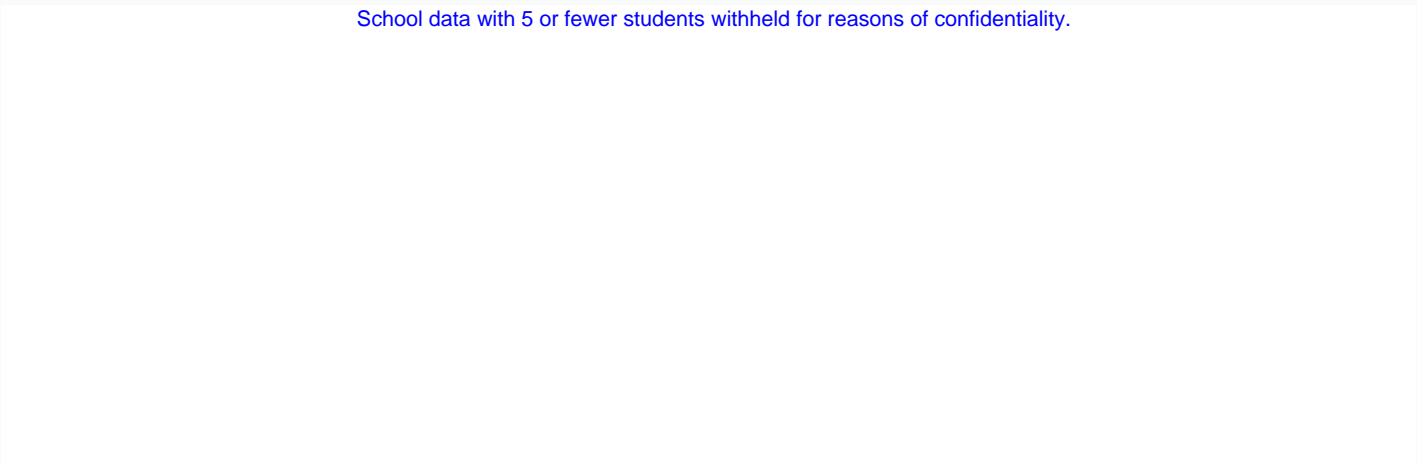


2008 2009 2010 2011


Reading

Percentage of students at level 3 or above (2008 - 2011)

School data with 5 or fewer students withheld for reasons of confidentiality.



2008 2009 2010 2011


* In some cases, CRT numbers may exceed AGR numbers based on late enrolments. Pie chart is based on the number of students who wrote the CRT.

* Reading score is composite of Information and Poetry.

District 1 - Labrador

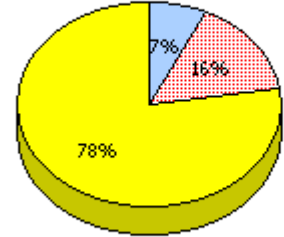
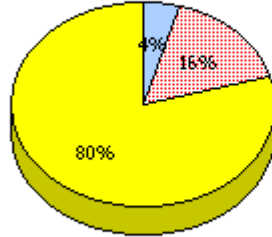
School #: 013 Mud Lake School

Demand Writing

School
School data with 5 or fewer students
withheld for reasons of confidentiality.

District

Province

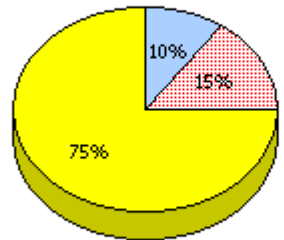
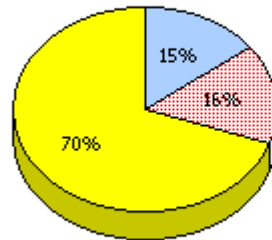


2011

Apr 30,
2011 (1)

2010

AGR (0)



2009

AGR (2)

2008

AGR (0)



Unknown



Not Yet Meeting (1 or 2)



Meeting or Exceeding (3,4,5)

* In some cases, CRT numbers may exceed AGR numbers based on late enrolments. Pie chart is based on the number of students who wrote the CRT.

* Reading score is composite of Information and Poetry.

District 1 - Labrador

School #: 013 Mud Lake School

School

School data with 5 or fewer students withheld for reasons of confidentiality.

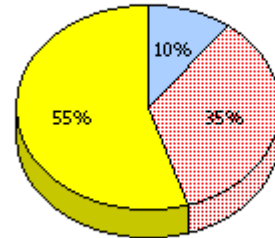
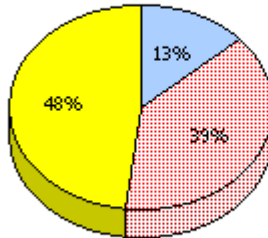
Reading

District

Province

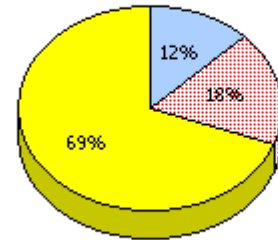
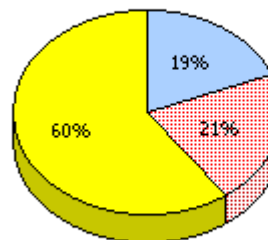
2011

Apr 30,
2011 (1)



2010

AGR (0)



2009

AGR (2)

2008

AGR (0)



Unknown



Not Yet Meeting (1 or 2)



Meeting or Exceeding (3,4,5)

* In some cases, CRT numbers may exceed AGR numbers based on late enrolments. Pie chart is based on the number of students who wrote the CRT.

* Reading score is composite of Information and Poetry.

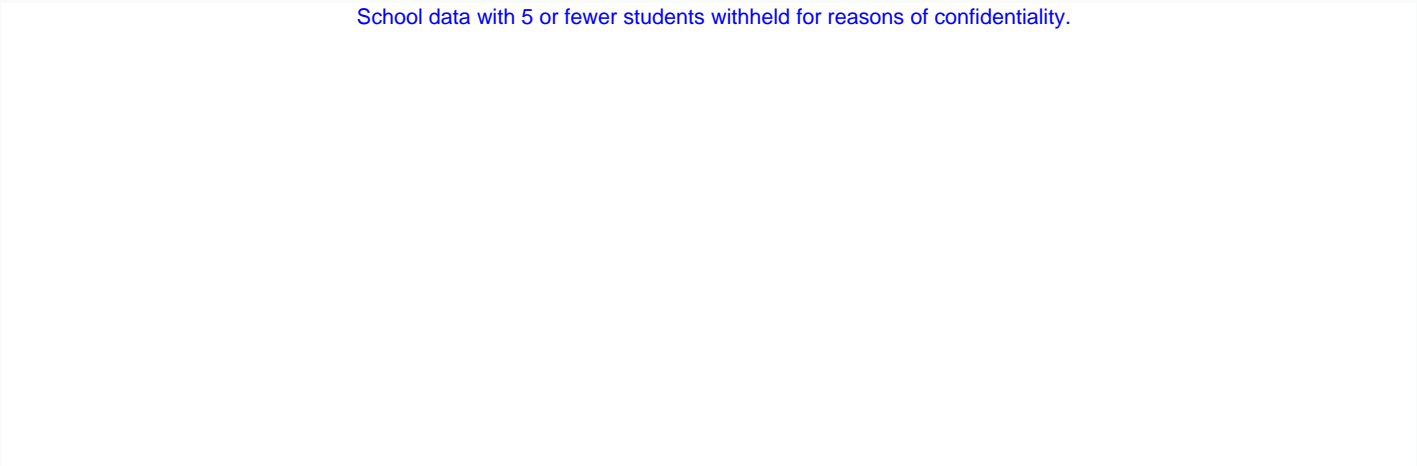
District 1 - Labrador

School #: 013 Mud Lake School

Demand Writing

Percentage of students at level 3 or above (2008 - 2011)

School data with 5 or fewer students withheld for reasons of confidentiality.



2008

2009

2010

2011



School



District

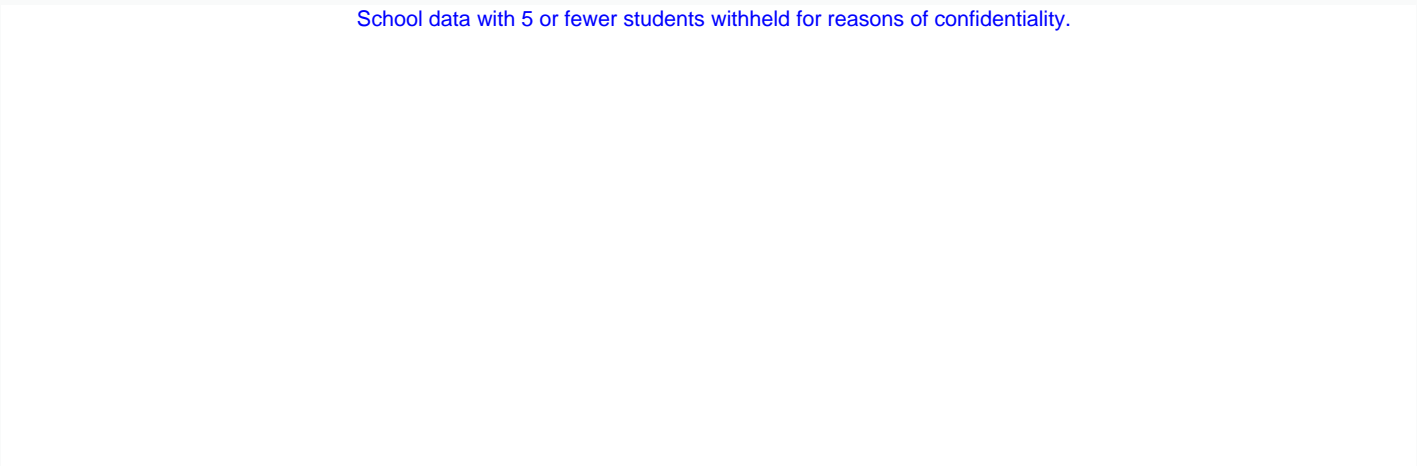


Province

Reading

Percentage of students at level 3 or above (2008 - 2011)

School data with 5 or fewer students withheld for reasons of confidentiality.



2008

2009

2010

2011



School



District



Province

* In some cases, CRT numbers may exceed AGR numbers based on late enrolments. Pie chart is based on the number of students who wrote the CRT.

* Reading score is composite of Information and Poetry.

District 1 - Labrador

School #: 014 Jens Haven Memorial

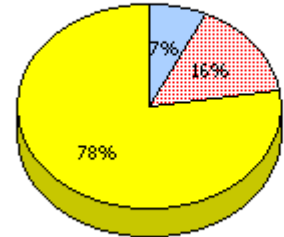
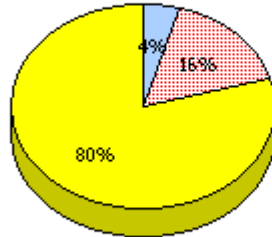
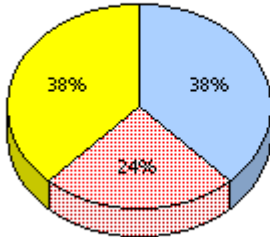
Demand Writing

School

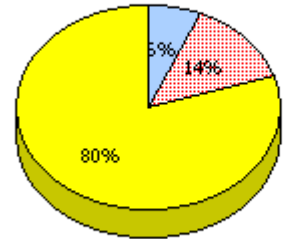
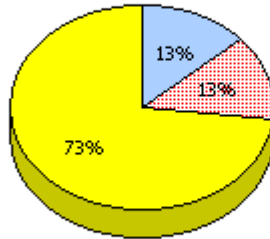
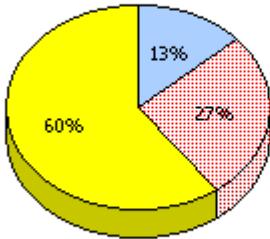
District

Province

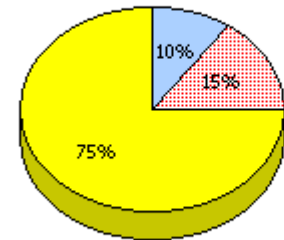
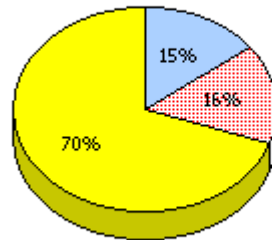
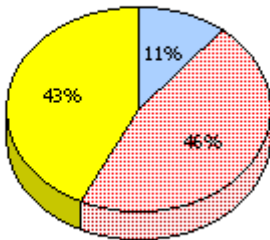
2011
Apr 30,
2011 (21)



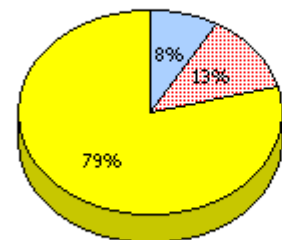
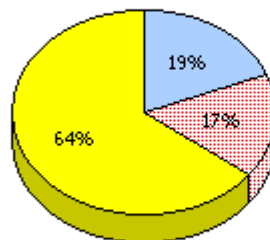
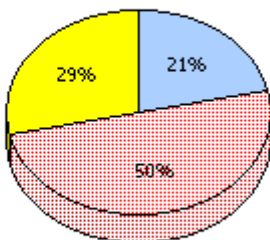
2010
AGR (15)



2009
AGR (28)



2008
AGR (14)



Unknown
 Not Yet Meeting (1 or 2)
 Meeting or Exceeding (3,4,5)

* In some cases, CRT numbers may exceed AGR numbers based on late enrolments. Pie chart is based on the number of students who wrote the CRT.

* Reading score is composite of Information and Poetry.

District 1 - Labrador

School #: 014 Jens Haven Memorial

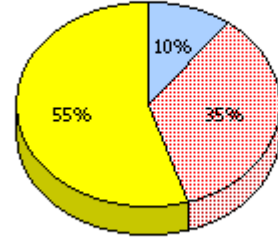
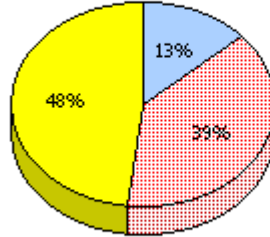
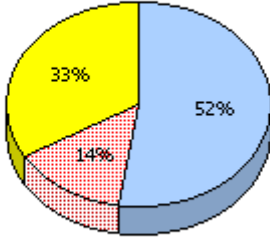
Reading

School

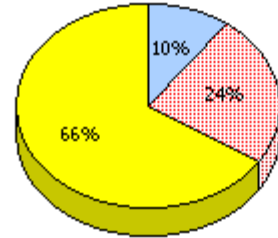
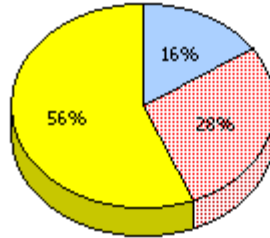
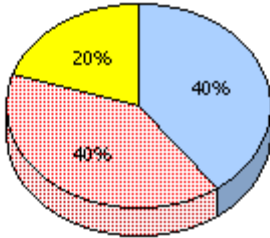
District

Province

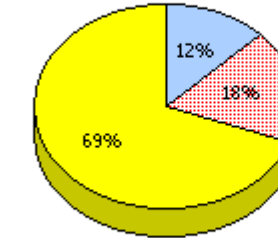
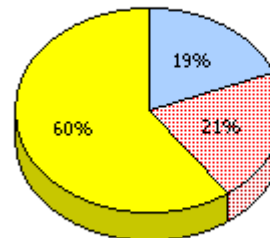
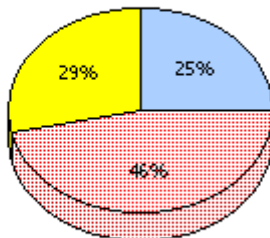
2011
Apr 30,
2011 (21)



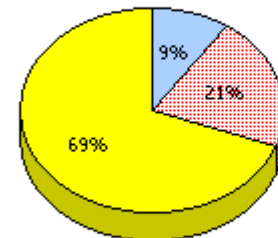
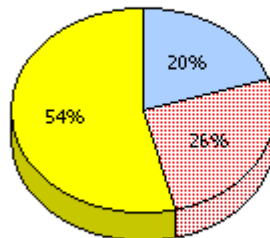
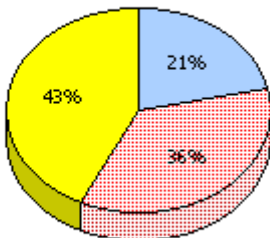
2010
AGR (15)



2009
AGR (28)



2008
AGR (14)



Unknown



Not Yet Meeting (1 or 2)



Meeting or Exceeding (3,4,5)

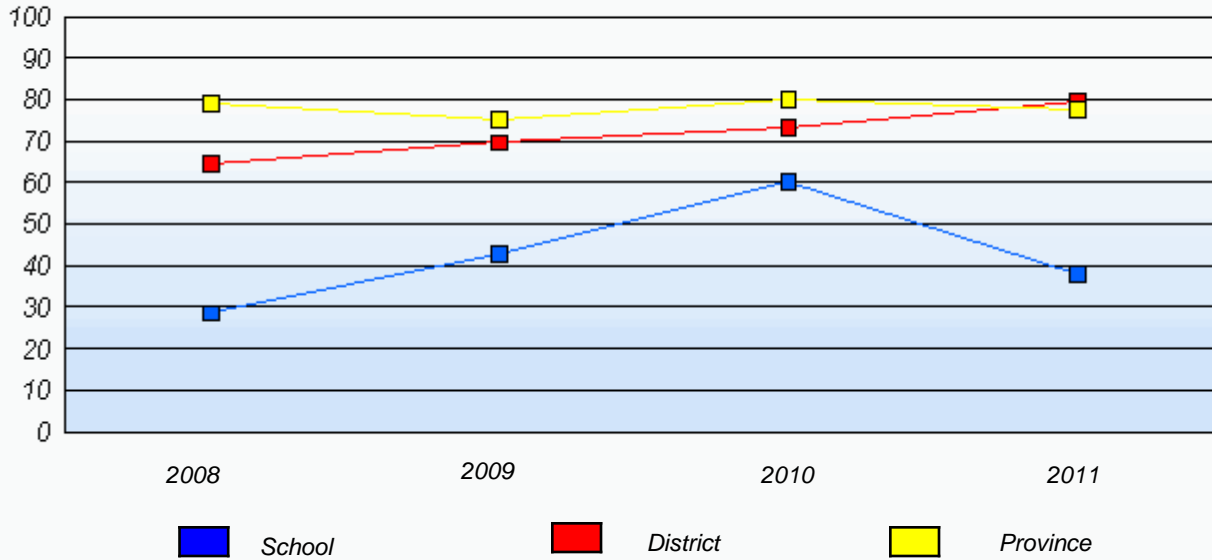
* In some cases, CRT numbers may exceed AGR numbers based on late enrolments. Pie chart is based on the number of students who wrote the CRT.

* Reading score is composite of Information and Poetry.

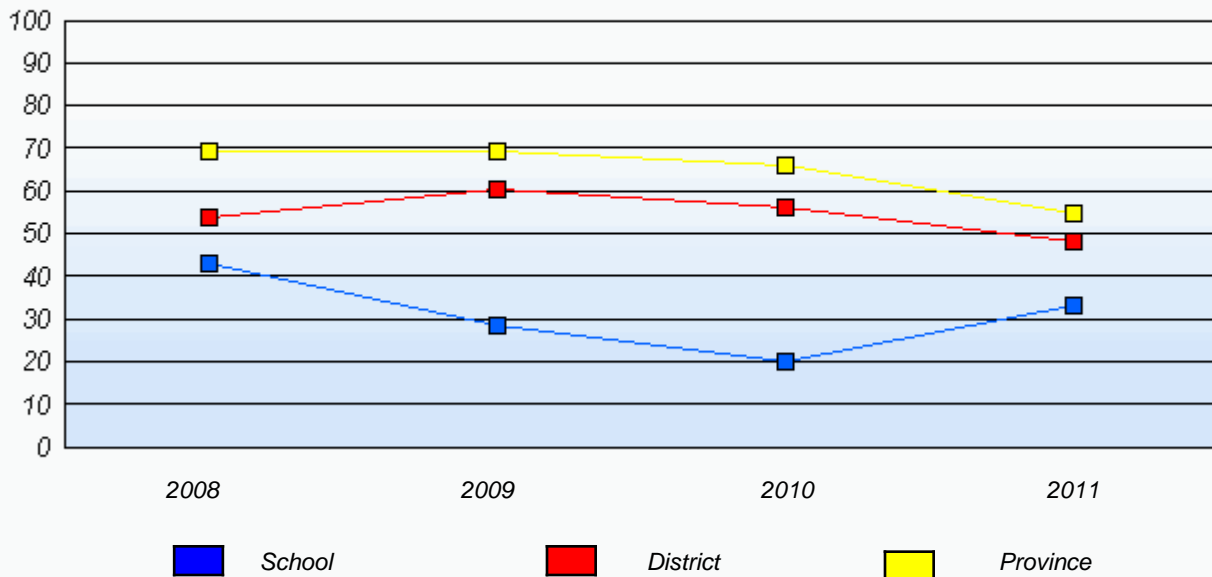
District 1 - Labrador

School #: 014 Jens Haven Memorial

Demand Writing
 Percentage of students at level 3 or above (2008 - 2011)



Reading
 Percentage of students at level 3 or above (2008 - 2011)



* In some cases, CRT numbers may exceed AGR numbers based on late enrolments. Pie chart is based on the number of students who wrote the CRT.

* Reading score is composite of Information and Poetry.

District 1 - Labrador

School #: 015 Lake Melville School

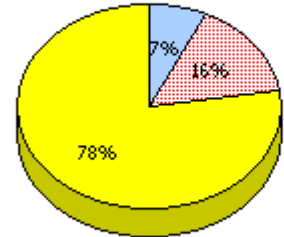
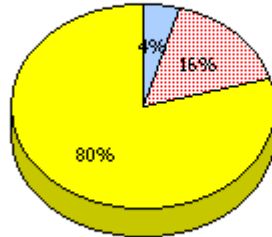
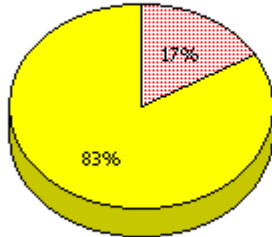
Demand Writing

School

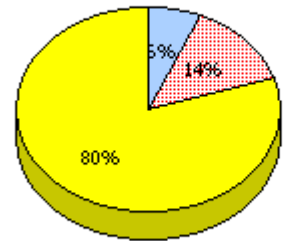
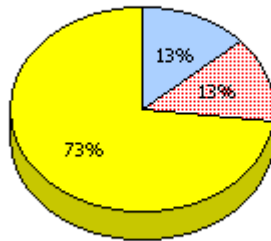
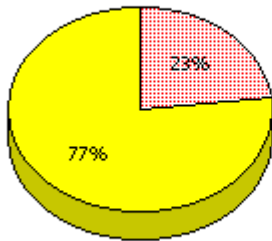
District

Province

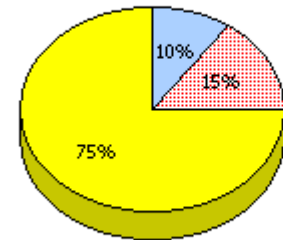
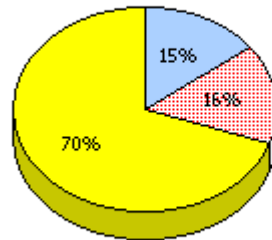
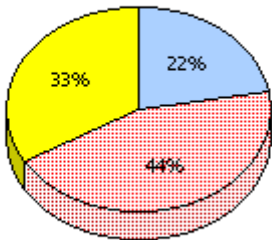
2011
Apr 30,
2011 (0)



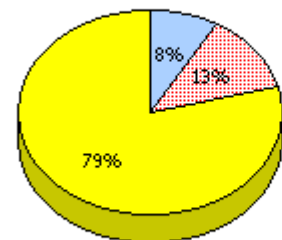
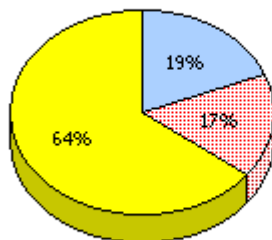
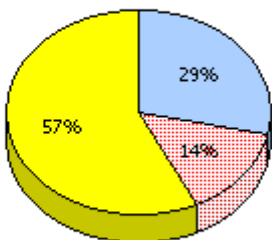
2010
AGR (11)



2009
AGR (9)



2008
AGR (7)



Unknown
 Not Yet Meeting (1 or 2)
 Meeting or Exceeding (3,4,5)

* In some cases, CRT numbers may exceed AGR numbers based on late enrolments. Pie chart is based on the number of students who wrote the CRT.

* Reading score is composite of Information and Poetry.

District 1 - Labrador

School #: 015 Lake Melville School

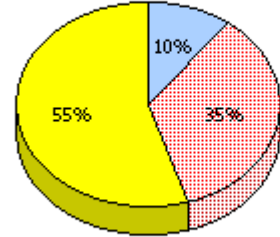
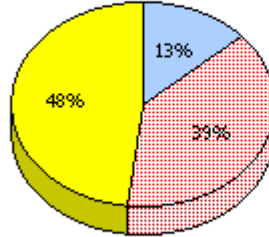
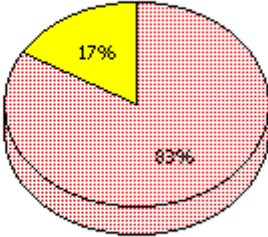
Reading

School

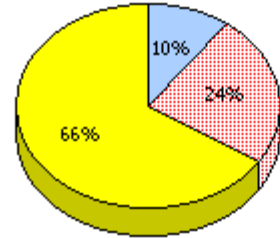
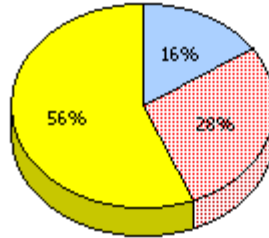
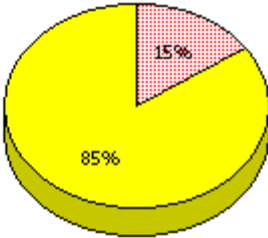
District

Province

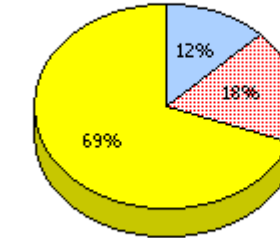
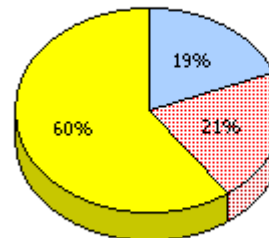
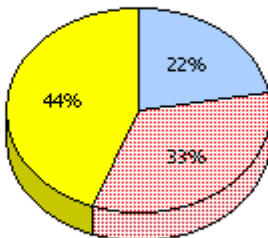
2011
Apr 30,
2011 (0)



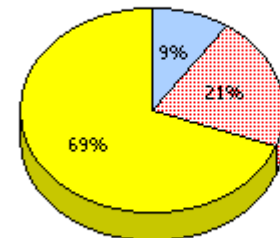
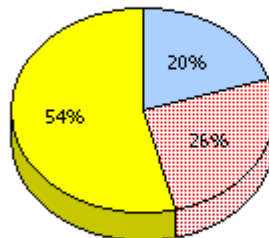
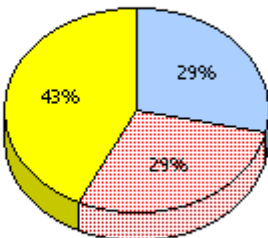
2010
AGR (11)



2009
AGR (9)



2008
AGR (7)



Unknown



Not Yet Meeting (1 or 2)



Meeting or Exceeding (3,4,5)

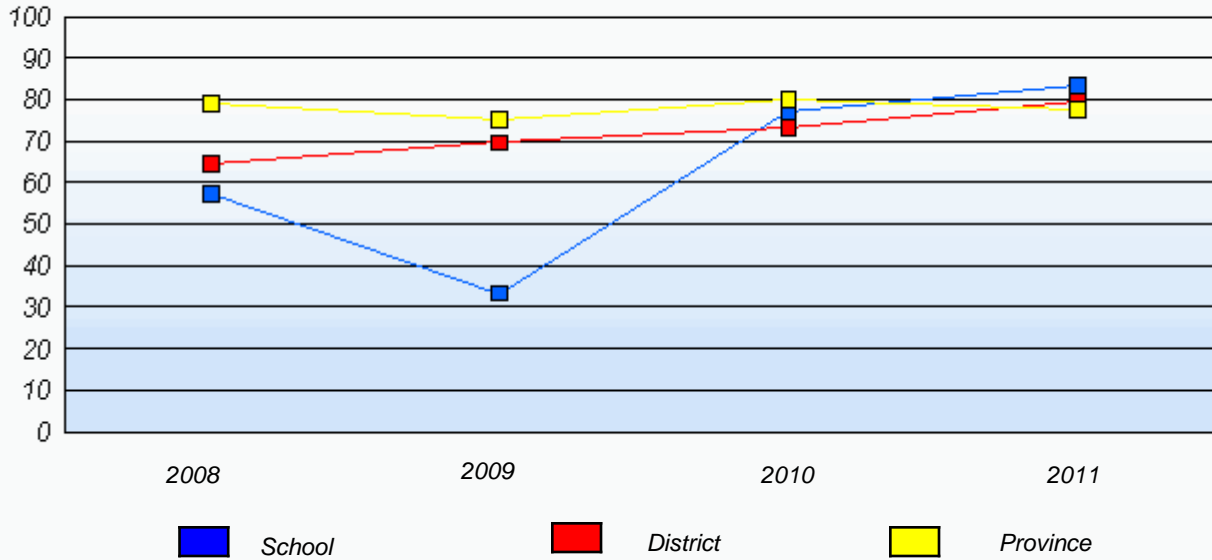
* In some cases, CRT numbers may exceed AGR numbers based on late enrolments. Pie chart is based on the number of students who wrote the CRT.

* Reading score is composite of Information and Poetry.

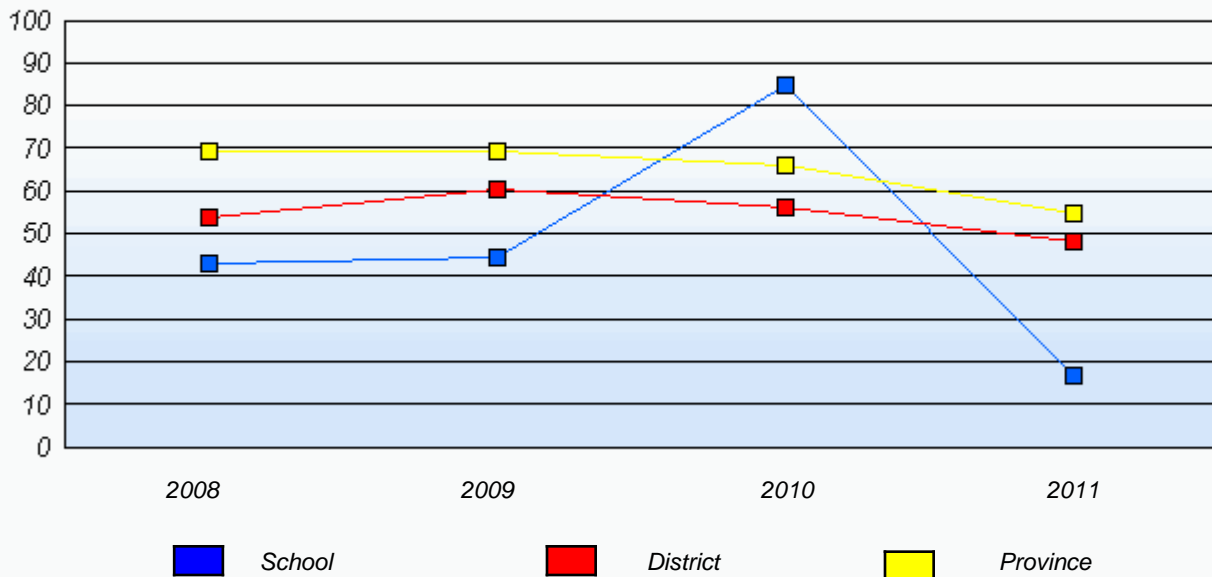
District 1 - Labrador

School #: 015 Lake Melville School

Demand Writing
 Percentage of students at level 3 or above (2008 - 2011)



Reading
 Percentage of students at level 3 or above (2008 - 2011)



* In some cases, CRT numbers may exceed AGR numbers based on late enrolments. Pie chart is based on the number of students who wrote the CRT.

* Reading score is composite of Information and Poetry.

District 1 - Labrador

School #: 017 Northern Lights Academy

Demand Writing

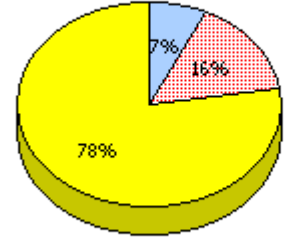
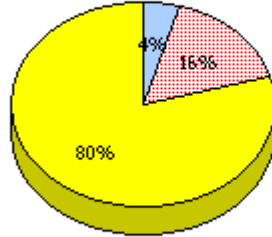
School
School data with 5 or fewer students
withheld for reasons of confidentiality.

District

Province

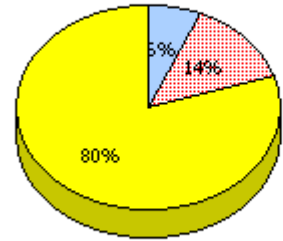
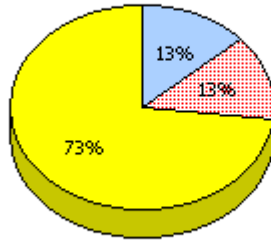
2011

Apr 30,
2011 (1)



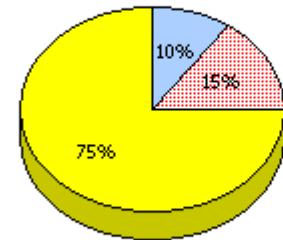
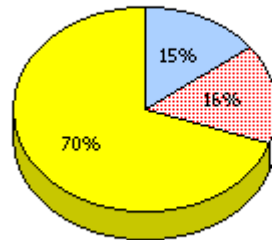
2010

AGR (3)



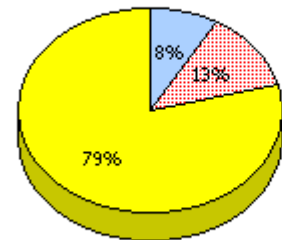
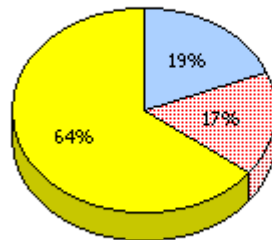
2009

AGR (3)



2008

AGR (2)



Unknown



Not Yet Meeting (1 or 2)



Meeting or Exceeding (3,4,5)

* In some cases, CRT numbers may exceed AGR numbers based on late enrolments. Pie chart is based on the number of students who wrote the CRT.

* Reading score is composite of Information and Poetry.

District 1 - Labrador

School #: 017 Northern Lights Academy

School

School data with 5 or fewer students withheld for reasons of confidentiality.

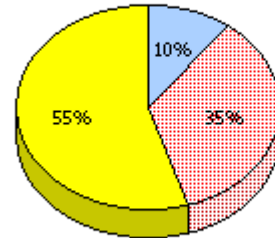
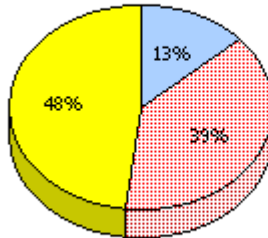
Reading

District

Province

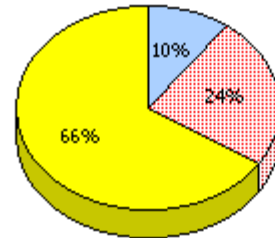
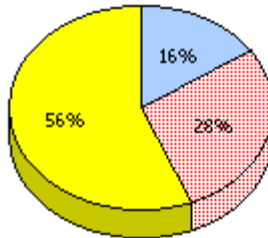
2011

Apr 30,
2011 (1)



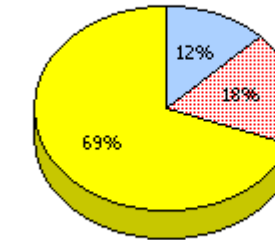
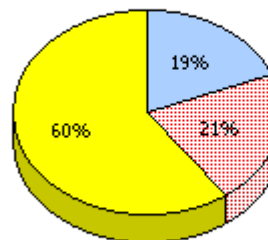
2010

AGR (3)



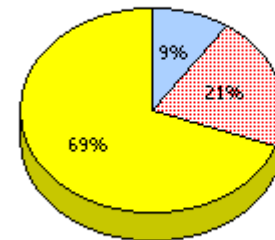
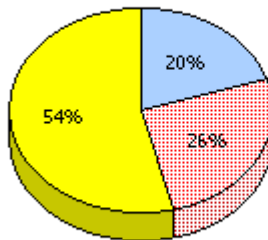
2009

AGR (3)



2008

AGR (2)



Unknown



Not Yet Meeting (1 or 2)



Meeting or Exceeding (3,4,5)

* In some cases, CRT numbers may exceed AGR numbers based on late enrolments. Pie chart is based on the number of students who wrote the CRT.

* Reading score is composite of Information and Poetry.

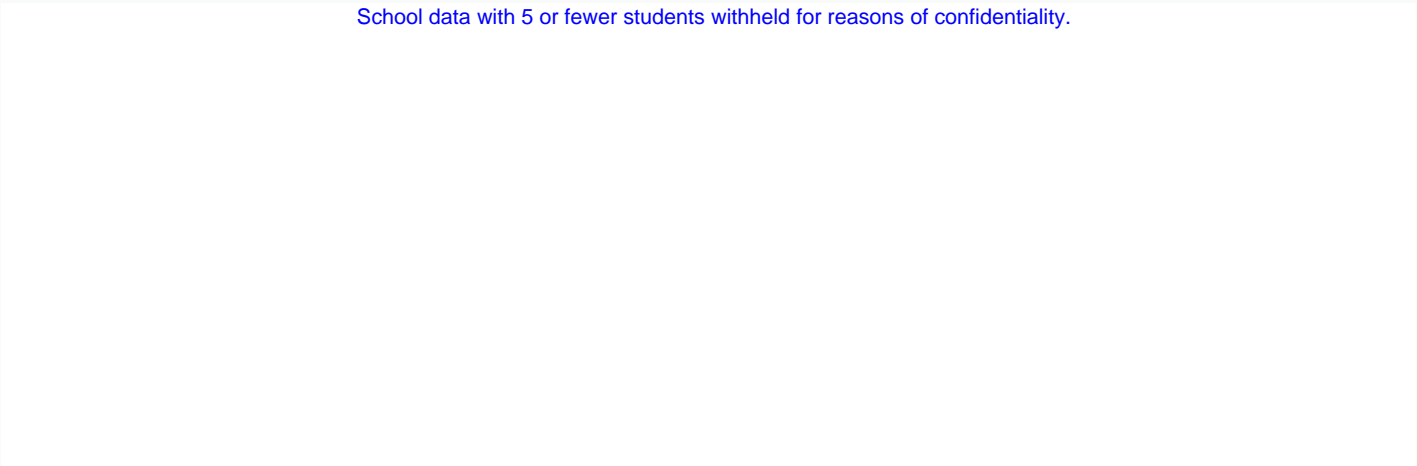
District 1 - Labrador

School #: 017 Northern Lights Academy

Demand Writing

Percentage of students at level 3 or above (2008 - 2011)

School data with 5 or fewer students withheld for reasons of confidentiality.

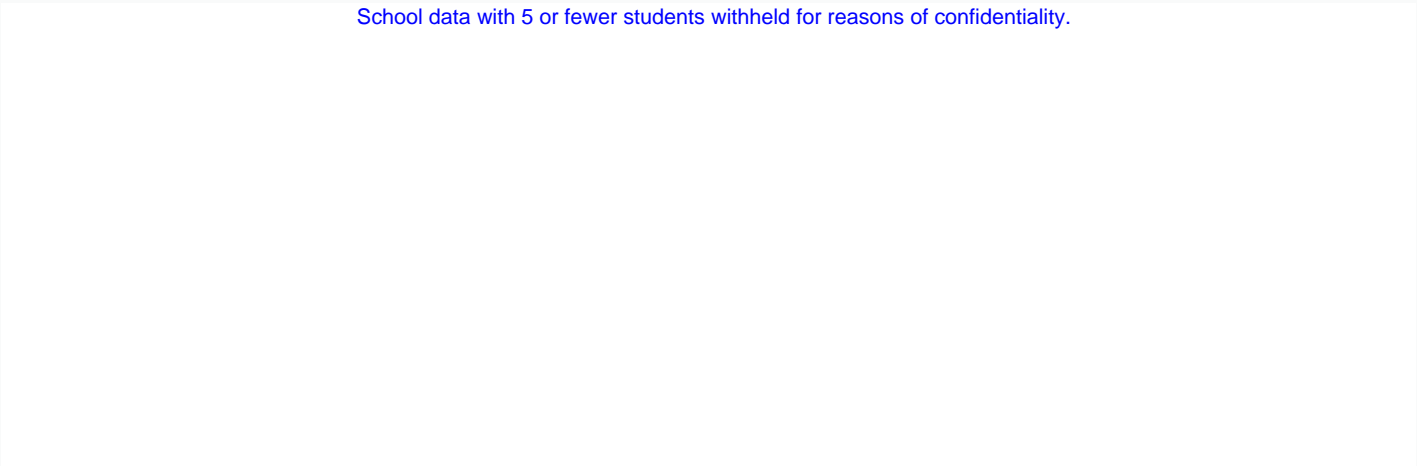


2008 2009 2010 2011
 School
 District
 Province

Reading

Percentage of students at level 3 or above (2008 - 2011)

School data with 5 or fewer students withheld for reasons of confidentiality.



2008 2009 2010 2011
 School
 District
 Province

* In some cases, CRT numbers may exceed AGR numbers based on late enrolments. Pie chart is based on the number of students who wrote the CRT.

* Reading score is composite of Information and Poetry.

District 1 - Labrador

School #: 477 Mealy Mountain Collegiate

Demand Writing

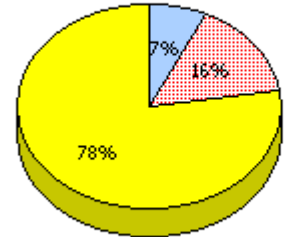
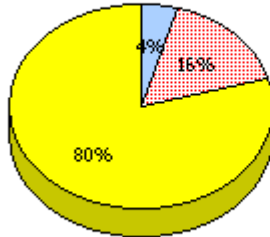
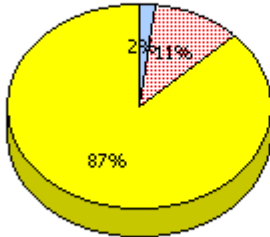
School

District

Province

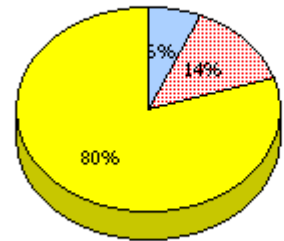
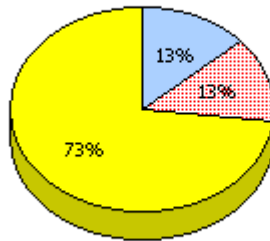
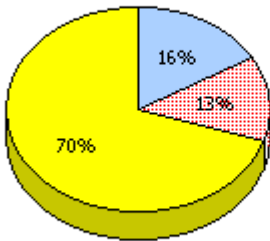
2011

Apr 30,
2011 (101)



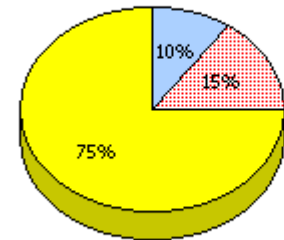
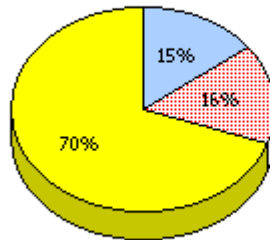
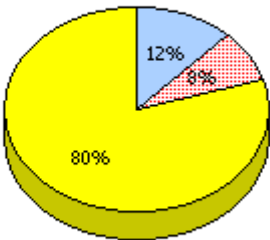
2010

AGR (97)



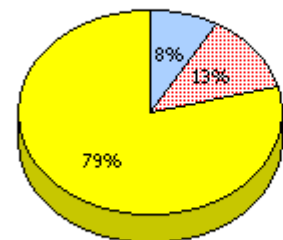
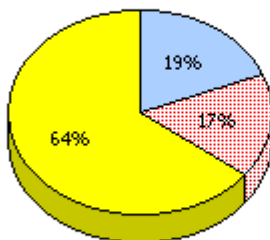
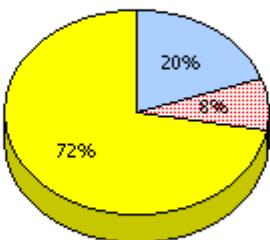
2009

AGR (108)



2008

AGR (112)



Unknown



Not Yet Meeting (1 or 2)



Meeting or Exceeding (3,4,5)

* In some cases, CRT numbers may exceed AGR numbers based on late enrolments. Pie chart is based on the number of students who wrote the CRT.

* Reading score is composite of Information and Poetry.

District 1 - Labrador

School #: 477 Mealy Mountain Collegiate

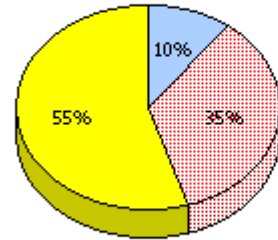
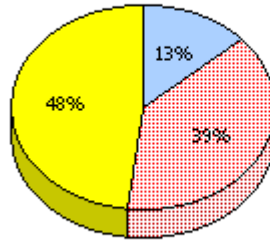
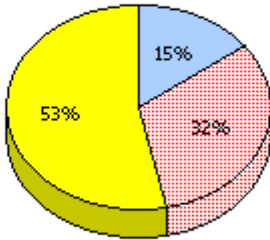
Reading

School

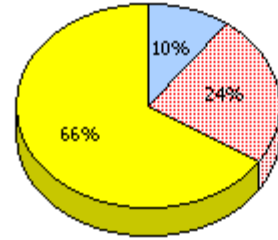
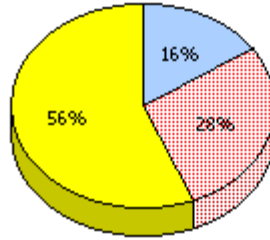
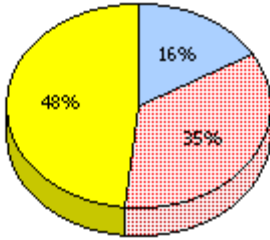
District

Province

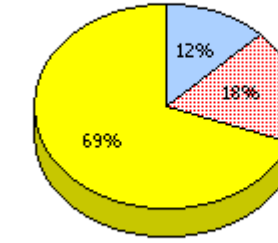
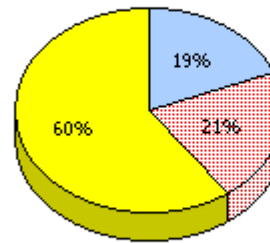
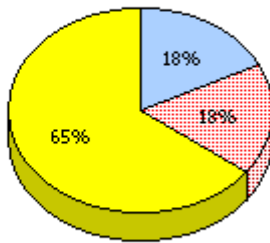
2011
Apr 30,
2011 (101)



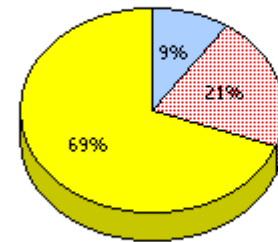
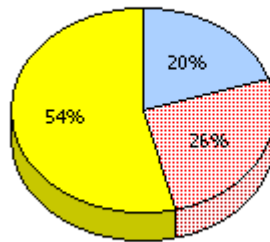
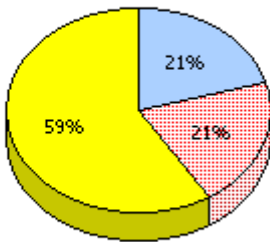
2010
AGR (97)



2009
AGR (108)



2008
AGR (112)



Unknown



Not Yet Meeting (1 or 2)



Meeting or Exceeding (3,4,5)

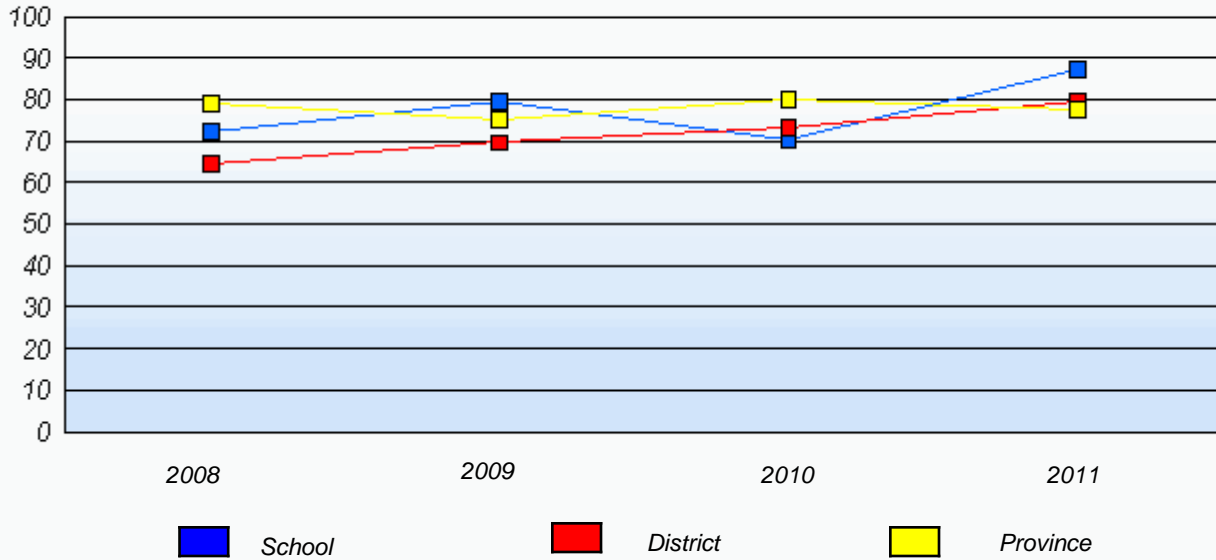
* In some cases, CRT numbers may exceed AGR numbers based on late enrolments. Pie chart is based on the number of students who wrote the CRT.

* Reading score is composite of Information and Poetry.

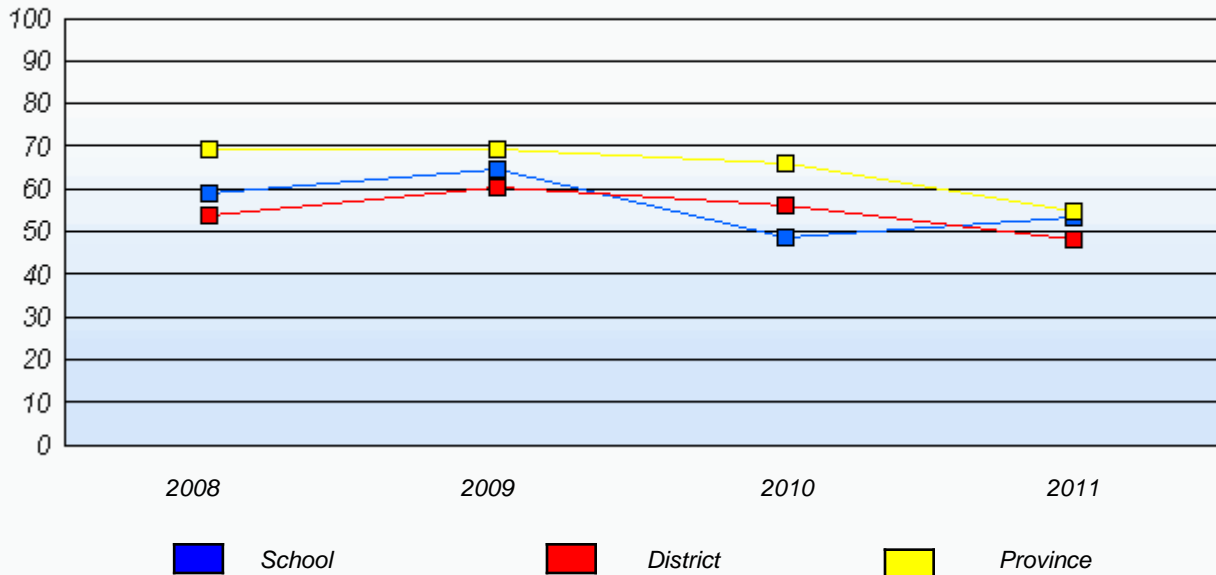
District 1 - Labrador

School #: 477 Mealy Mountain Collegiate

Demand Writing
 Percentage of students at level 3 or above (2008 - 2011)



Reading
 Percentage of students at level 3 or above (2008 - 2011)



* In some cases, CRT numbers may exceed AGR numbers based on late enrolments. Pie chart is based on the number of students who wrote the CRT.

* Reading score is composite of Information and Poetry.