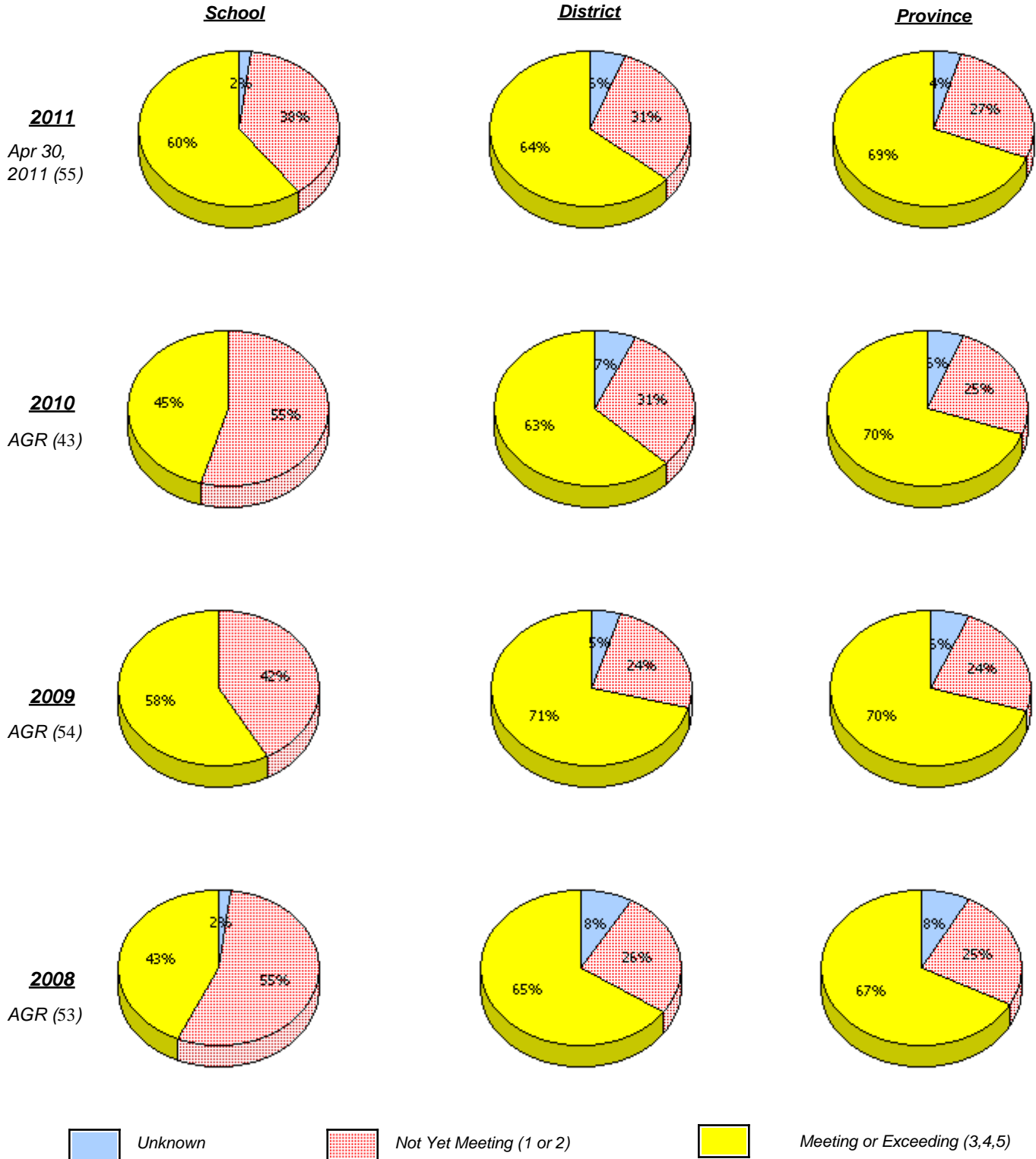


District 3 - Nova Central

School #: 133 Memorial Academy

Demand Writing



* In some cases, CRT numbers may exceed AGR numbers based on late enrolments. Pie chart is based on the number of students who wrote the CRT.

* French Immersion students not included

* Reading score is composite of Information and Poet.

District 3 - Nova Central

School #: 133 Memorial Academy

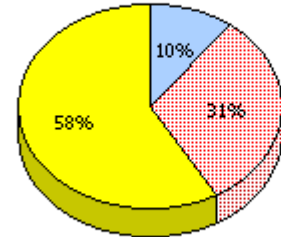
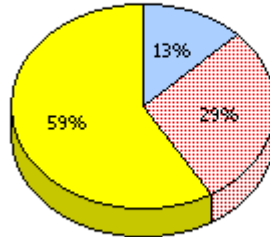
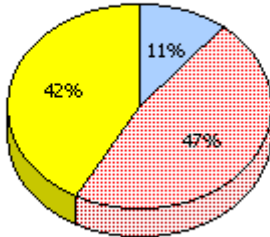
Reading

School

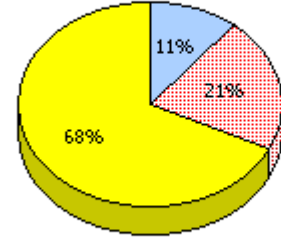
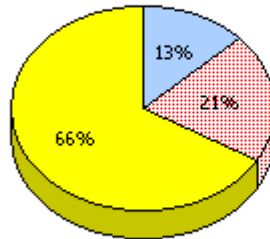
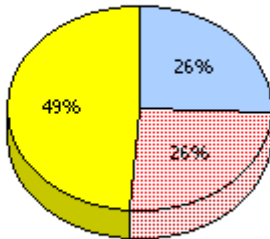
District

Province

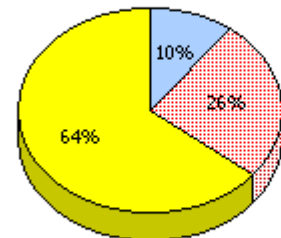
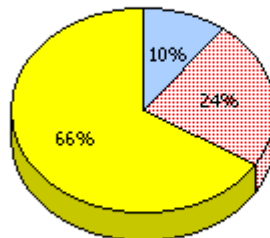
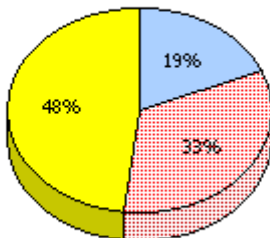
2011
Apr 30,
2011 (55)



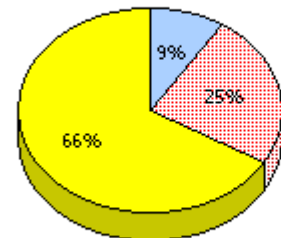
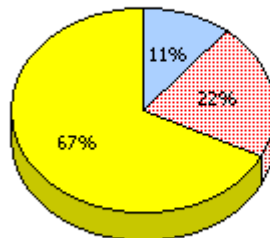
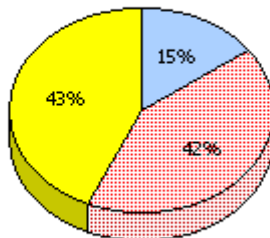
2010
AGR (43)



2009
AGR (54)



2008
AGR (53)



Unknown
 Not Yet Meeting (1 or 2)
 Meeting or Exceeding (3,4,5)

* In some cases, CRT numbers may exceed AGR numbers based on late enrolments. Pie chart is based on the number of students who wrote the CRT.

* French Immersion students not included

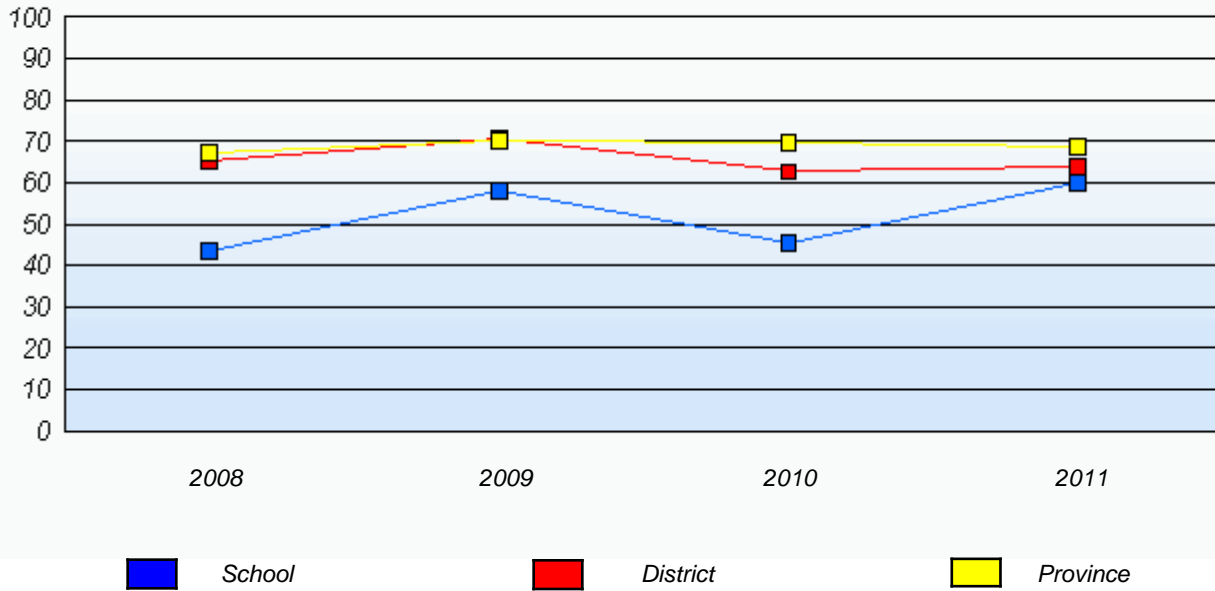
* Reading score is composite of Information and Poet.

District 3 - Nova Central

School #: 133 Memorial Academy

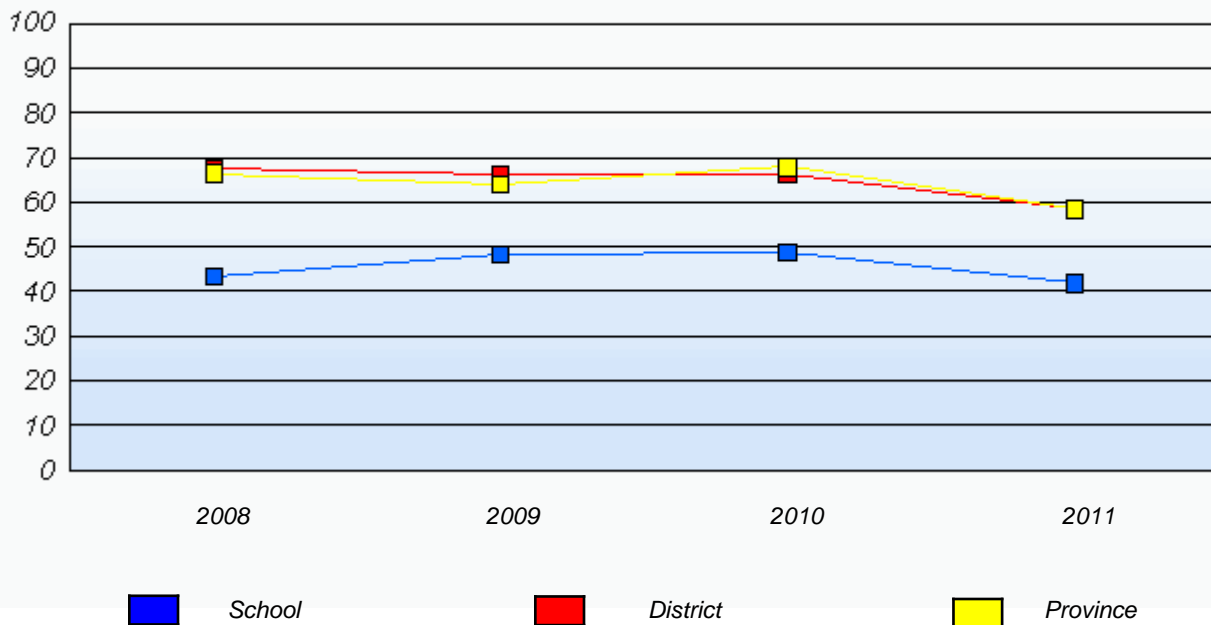
Demand Writing

Percentage of students at level 3 or above (2008 - 2011)



Reading

Percentage of students at level 3 or above (2008 - 2011)



* In some cases, CRT numbers may exceed AGR numbers based on late enrolments. Pie chart is based on the number of students who wrote the CRT.

* French Immersion students not included

* Reading score is composite of Information and Poet.

District 3 - Nova Central

School #: 138 Victoria Academy

Demand Writing

School

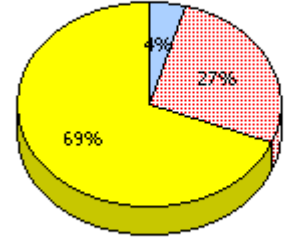
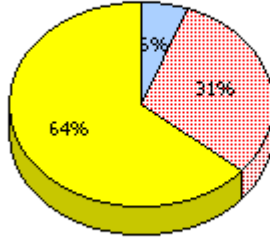
School data with 5 or fewer students withheld for reasons of confidentiality.

District

Province

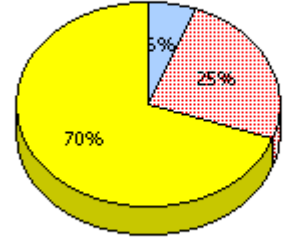
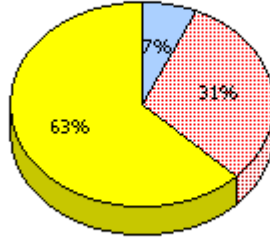
2011

Apr 30, 2011 (4)



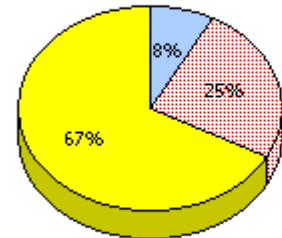
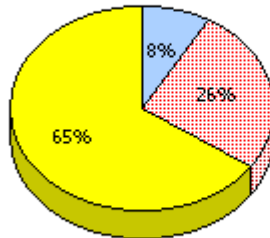
2010

AGR (4)



2009

AGR (0)



Unknown



Not Yet Meeting (1 or 2)



Meeting or Exceeding (3,4,5)

* In some cases, CRT numbers may exceed AGR numbers based on late enrolments. Pie chart is based on the number of students who wrote the CRT.

* French Immersion students not included

* Reading score is composite of Information and Poet.

District 3 - Nova Central

School #: 138 Victoria Academy

Reading

School

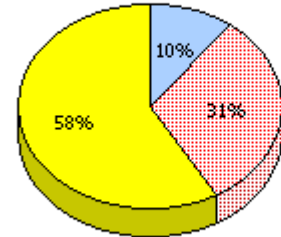
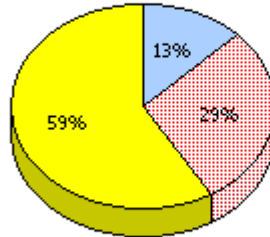
District

Province

School data with 5 or fewer students withheld for reasons of confidentiality.

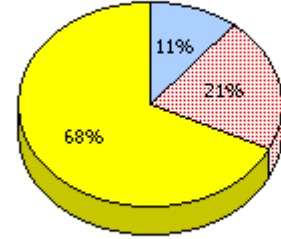
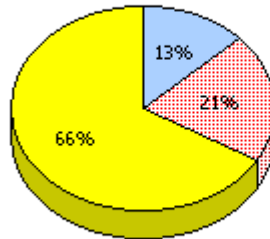
2011

Apr 30, 2011 (4)



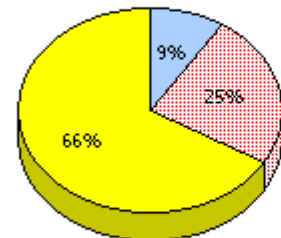
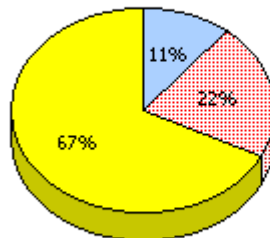
2010

AGR (4)



2009

AGR (0)



2008

AGR (4)

Unknown
 Not Yet Meeting (1 or 2)
 Meeting or Exceeding (3,4,5)

* In some cases, CRT numbers may exceed AGR numbers based on late enrolments. Pie chart is based on the number of students who wrote the CRT.

* French Immersion students not included

* Reading score is composite of Information and Poet.

District 3 - Nova Central

School #: 138 Victoria Academy

Demand Writing

Percentage of students at level 3 or above (2008 - 2011)

School data with 5 or fewer students withheld for reasons of confidentiality.

 School  District  Province

Reading

Percentage of students at level 3 or above (2008 - 2011)

School data with 5 or fewer students withheld for reasons of confidentiality.

 School  District  Province

* In some cases, CRT numbers may exceed AGR numbers based on late enrolments. Pie chart is based on the number of students who wrote the CRT.

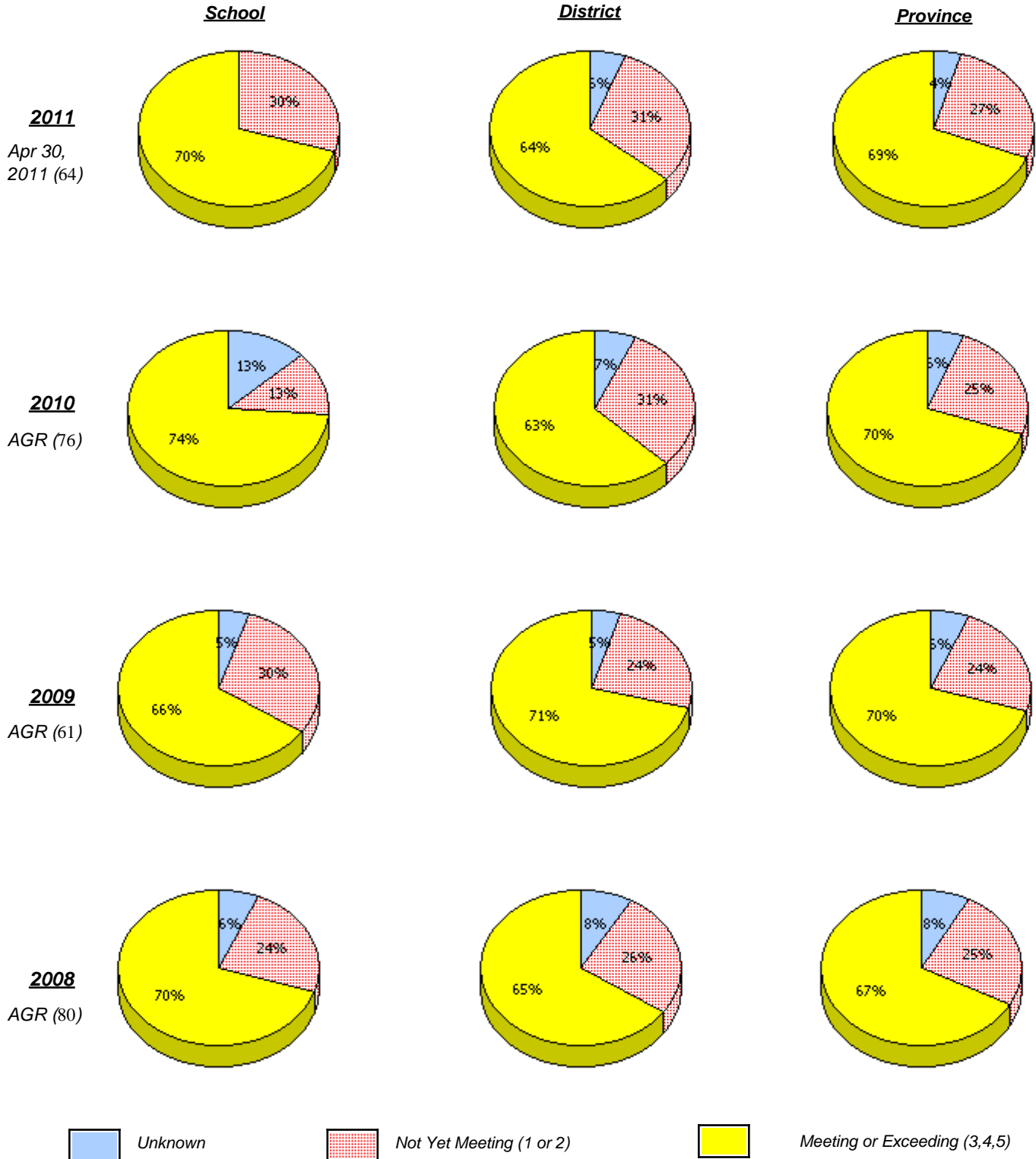
* French Immersion students not included

* Reading score is composite of Information and Poet.

District 3 - Nova Central

School #: 142 Woodland Primary

Demand Writing



* In some cases, CRT numbers may exceed AGR numbers based on late enrolments. Pie chart is based on the number of students who wrote the CRT.

* French Immersion students not included

* Reading score is composite of Information and Poet.

District 3 - Nova Central

School #: 142 Woodland Primary

Reading

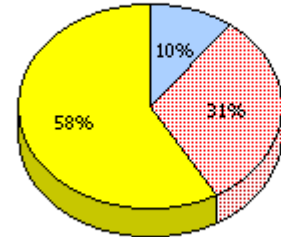
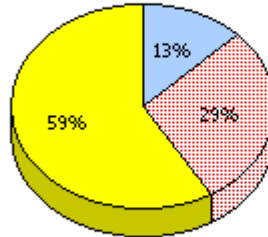
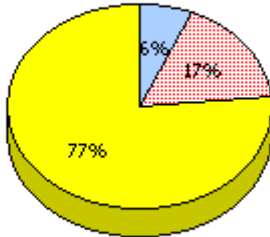
School

District

Province

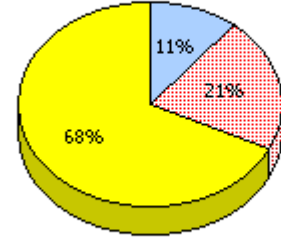
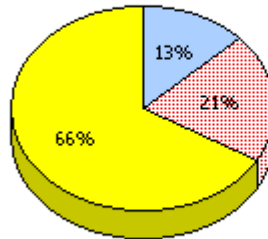
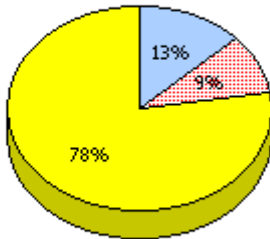
2011

Apr 30,
2011 (64)



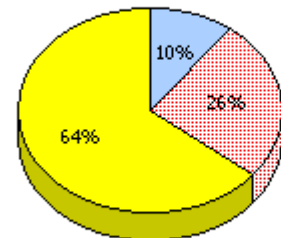
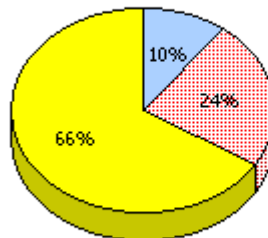
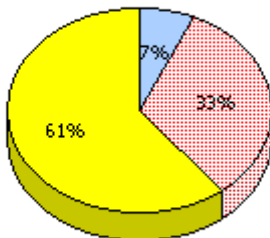
2010

AGR (76)



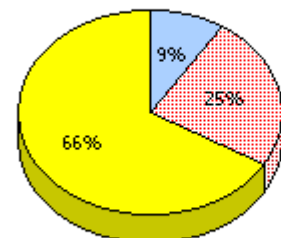
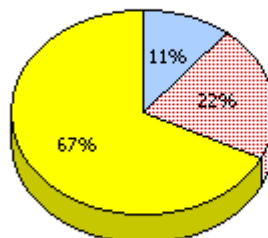
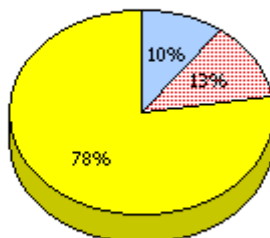
2009

AGR (61)



2008

AGR (80)



Unknown
 Not Yet Meeting (1 or 2)
 Meeting or Exceeding (3,4,5)

* In some cases, CRT numbers may exceed AGR numbers based on late enrolments. Pie chart is based on the number of students who wrote the CRT.

* French Immersion students not included

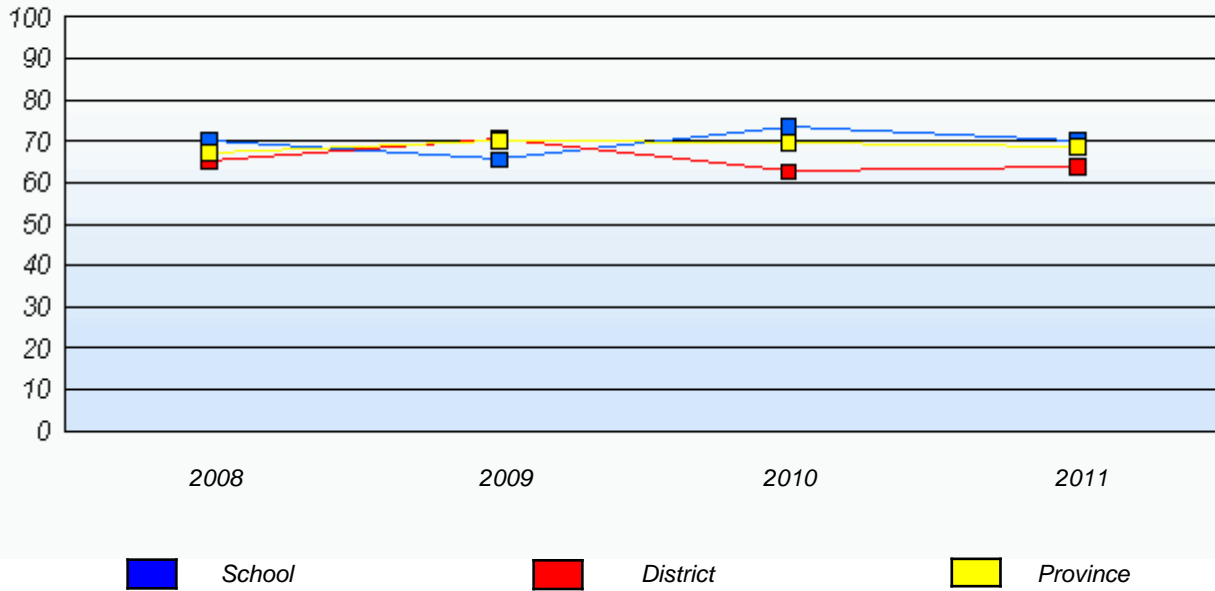
* Reading score is composite of Information and Poet.

District 3 - Nova Central

School #: 142 Woodland Primary

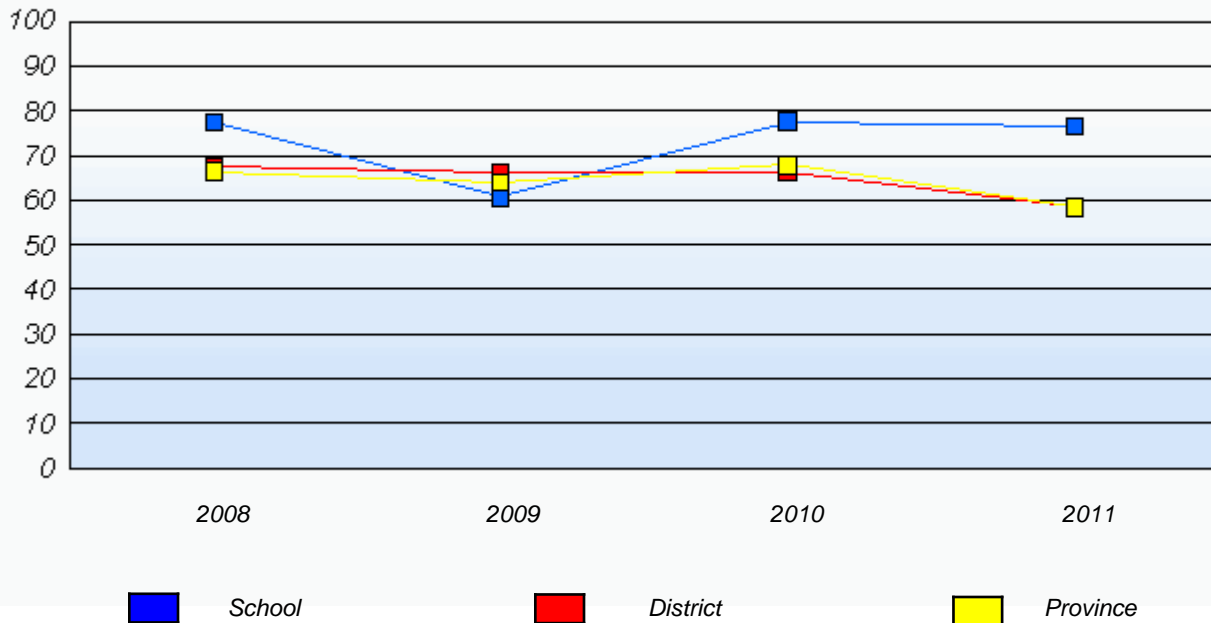
Demand Writing

Percentage of students at level 3 or above (2008 - 2011)



Reading

Percentage of students at level 3 or above (2008 - 2011)



* In some cases, CRT numbers may exceed AGR numbers based on late enrolments. Pie chart is based on the number of students who wrote the CRT.

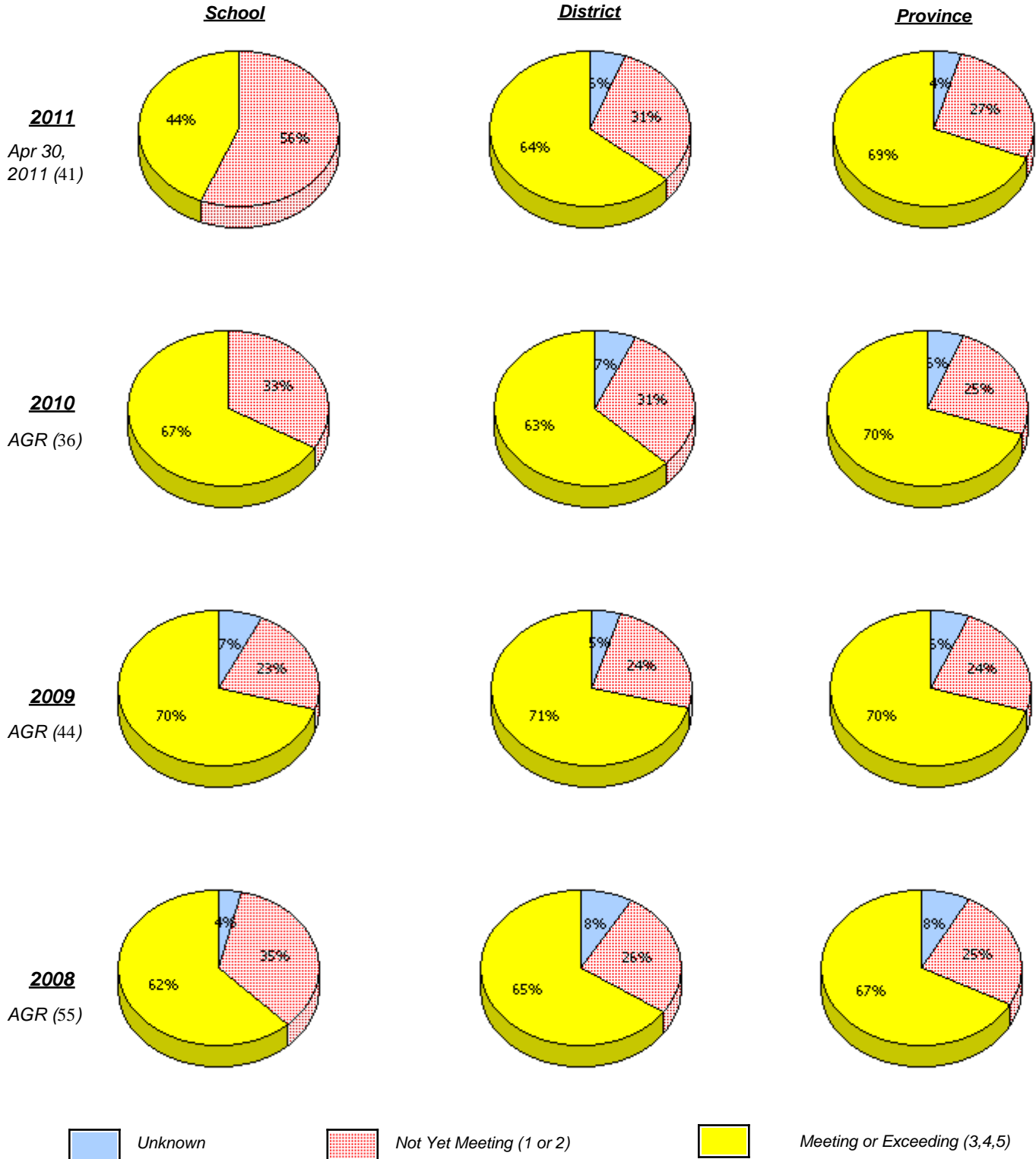
* French Immersion students not included

* Reading score is composite of Information and Poet.

District 3 - Nova Central

School #: 144 Sprucewood Academy

Demand Writing



* In some cases, CRT numbers may exceed AGR numbers based on late enrolments. Pie chart is based on the number of students who wrote the CRT.

* French Immersion students not included

* Reading score is composite of Information and Poet.

District 3 - Nova Central

School #: 144 Sprucewood Academy

Reading

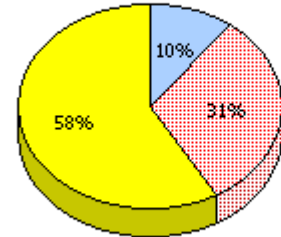
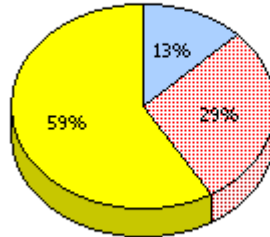
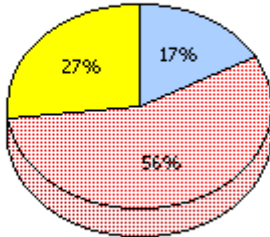
School

District

Province

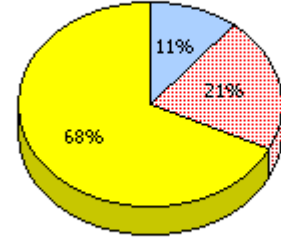
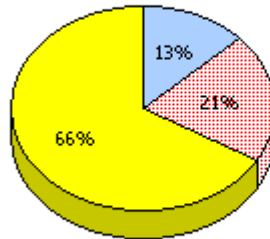
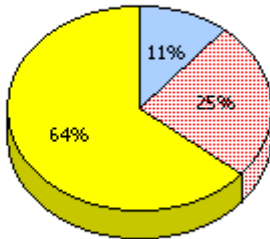
2011

Apr 30,
2011 (41)



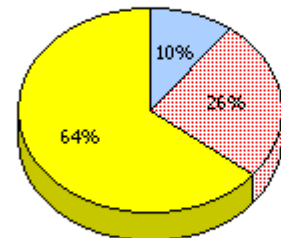
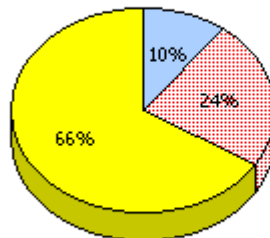
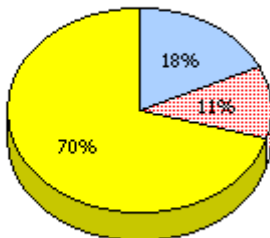
2010

AGR (36)



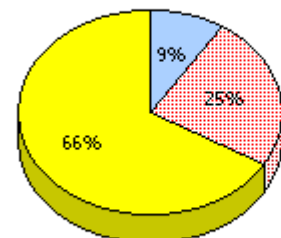
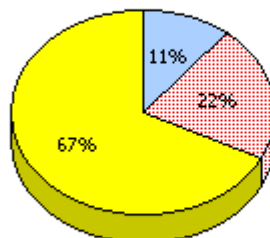
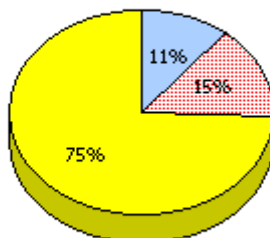
2009

AGR (44)



2008

AGR (55)



Unknown
 Not Yet Meeting (1 or 2)
 Meeting or Exceeding (3,4,5)

* In some cases, CRT numbers may exceed AGR numbers based on late enrolments. Pie chart is based on the number of students who wrote the CRT.

* French Immersion students not included

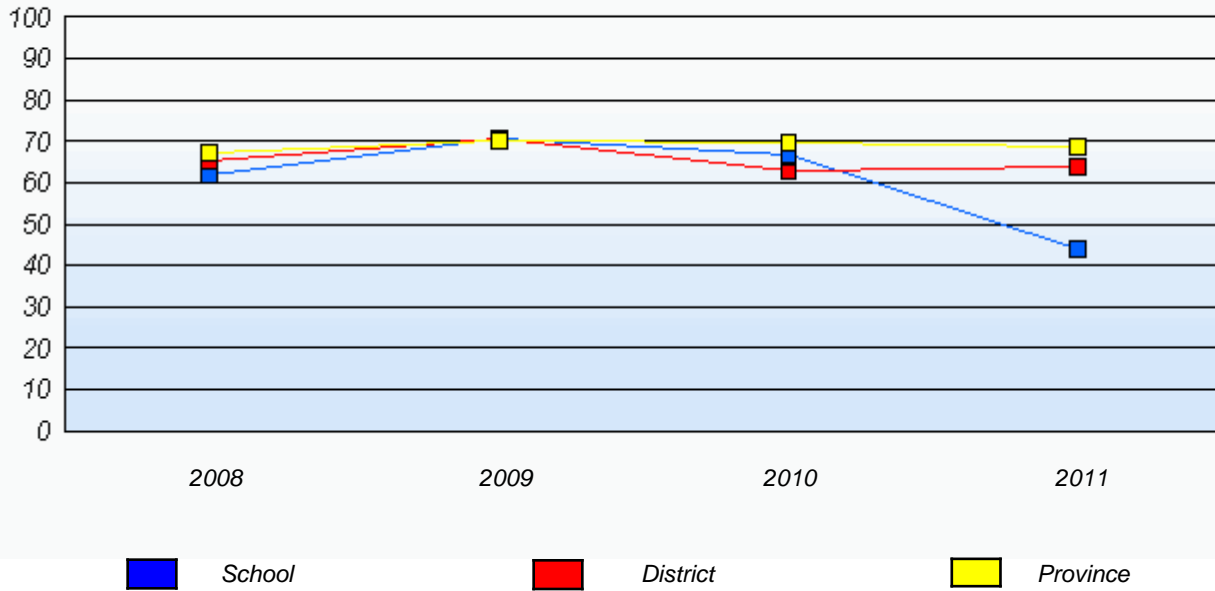
* Reading score is composite of Information and Poet.

District 3 - Nova Central

School #: 144 Sprucewood Academy

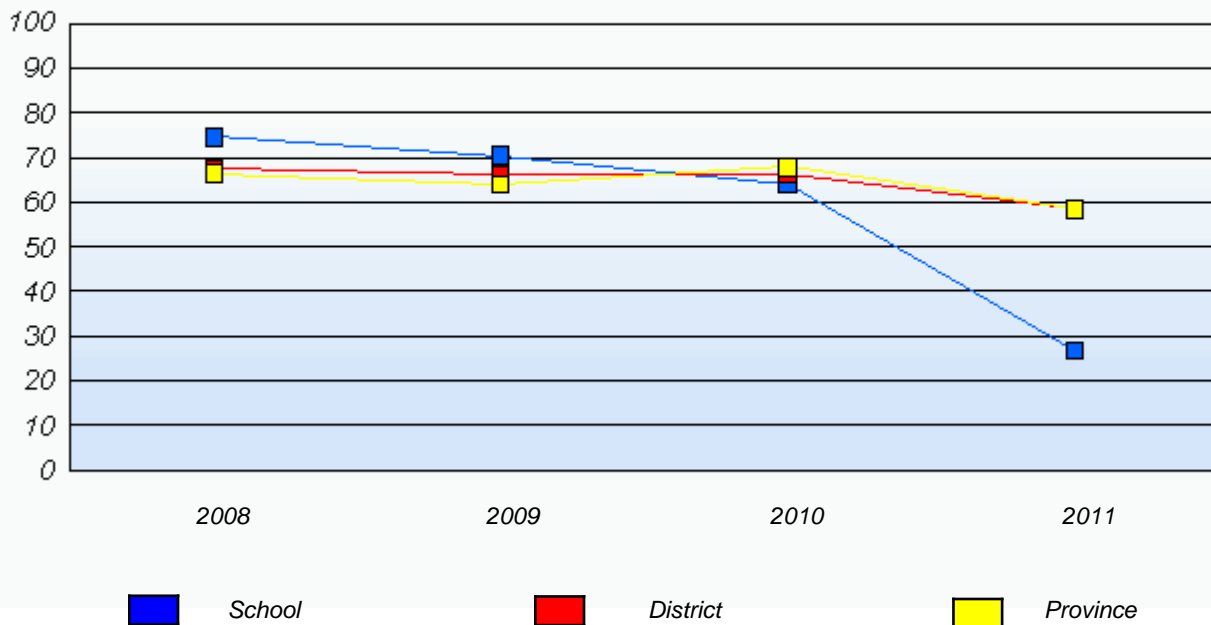
Demand Writing

Percentage of students at level 3 or above (2008 - 2011)



Reading

Percentage of students at level 3 or above (2008 - 2011)



* In some cases, CRT numbers may exceed AGR numbers based on late enrolments. Pie chart is based on the number of students who wrote the CRT.

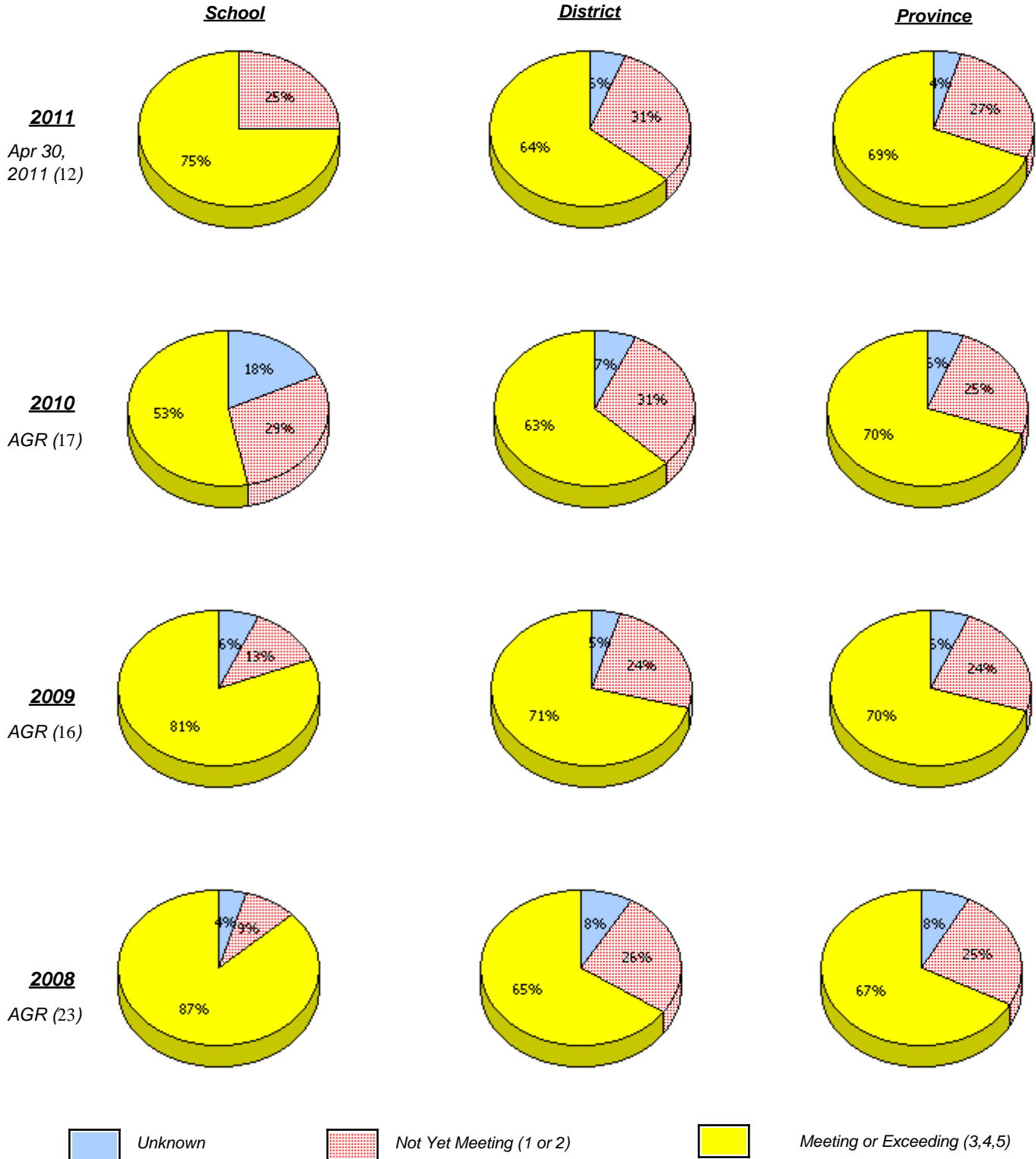
* French Immersion students not included

* Reading score is composite of Information and Poet.

District 3 - Nova Central

School #: 150 St. Joseph's Elementary

Demand Writing



* In some cases, CRT numbers may exceed AGR numbers based on late enrolments. Pie chart is based on the number of students who wrote the CRT.

* French Immersion students not included

* Reading score is composite of Information and Poet.

District 3 - Nova Central

School #: 150 St. Joseph's Elementary

Reading

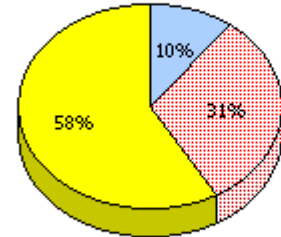
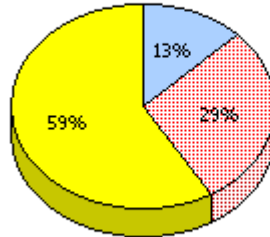
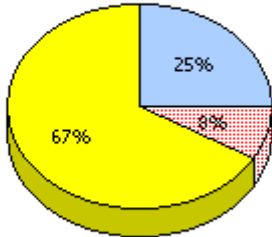
School

District

Province

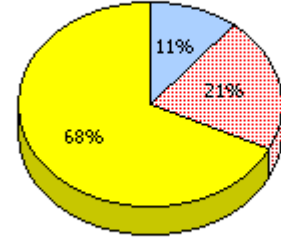
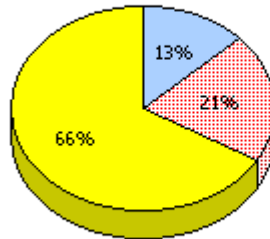
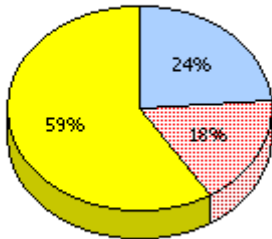
2011

Apr 30,
2011 (12)



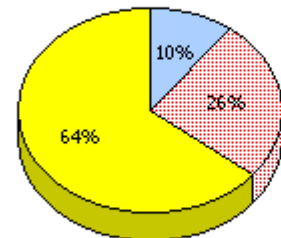
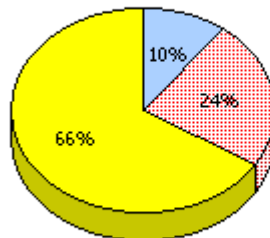
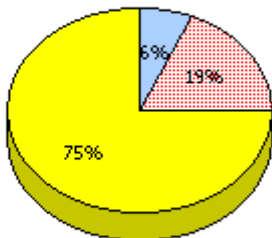
2010

AGR (17)



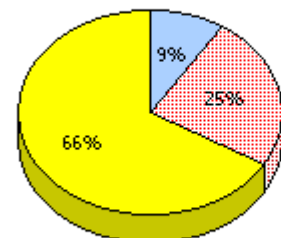
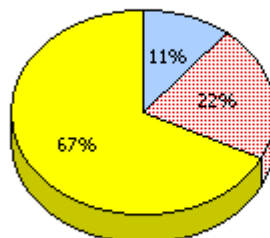
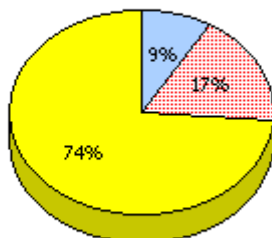
2009

AGR (16)



2008

AGR (23)



Unknown
 Not Yet Meeting (1 or 2)
 Meeting or Exceeding (3,4,5)

* In some cases, CRT numbers may exceed AGR numbers based on late enrolments. Pie chart is based on the number of students who wrote the CRT.

* French Immersion students not included

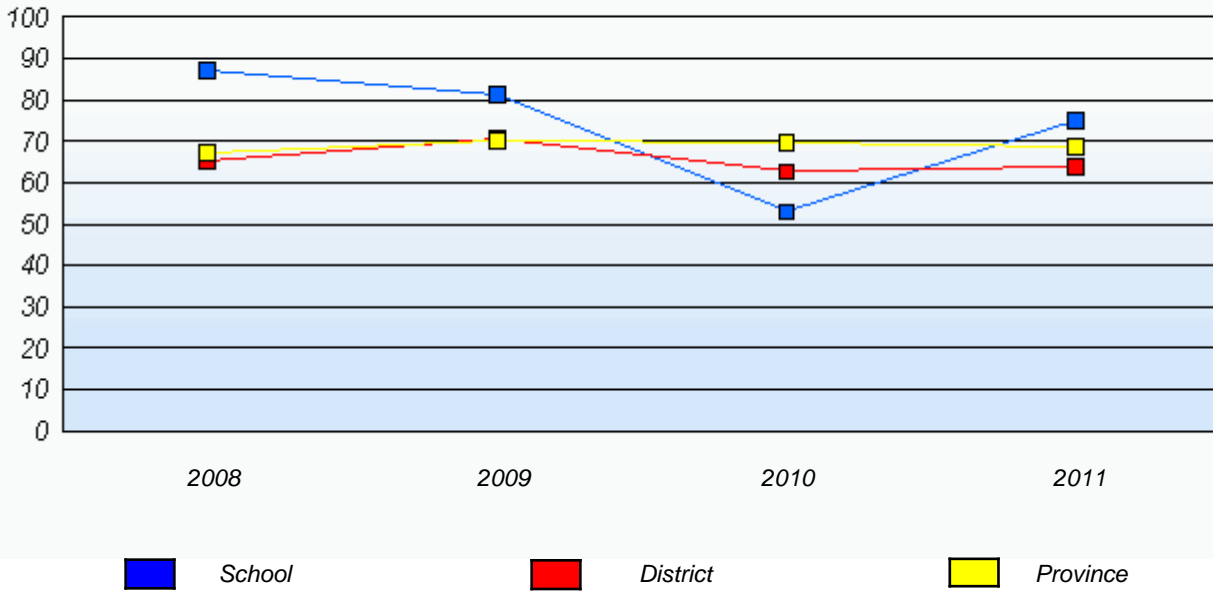
* Reading score is composite of Information and Poet.

District 3 - Nova Central

School #: 150 St. Joseph's Elementary

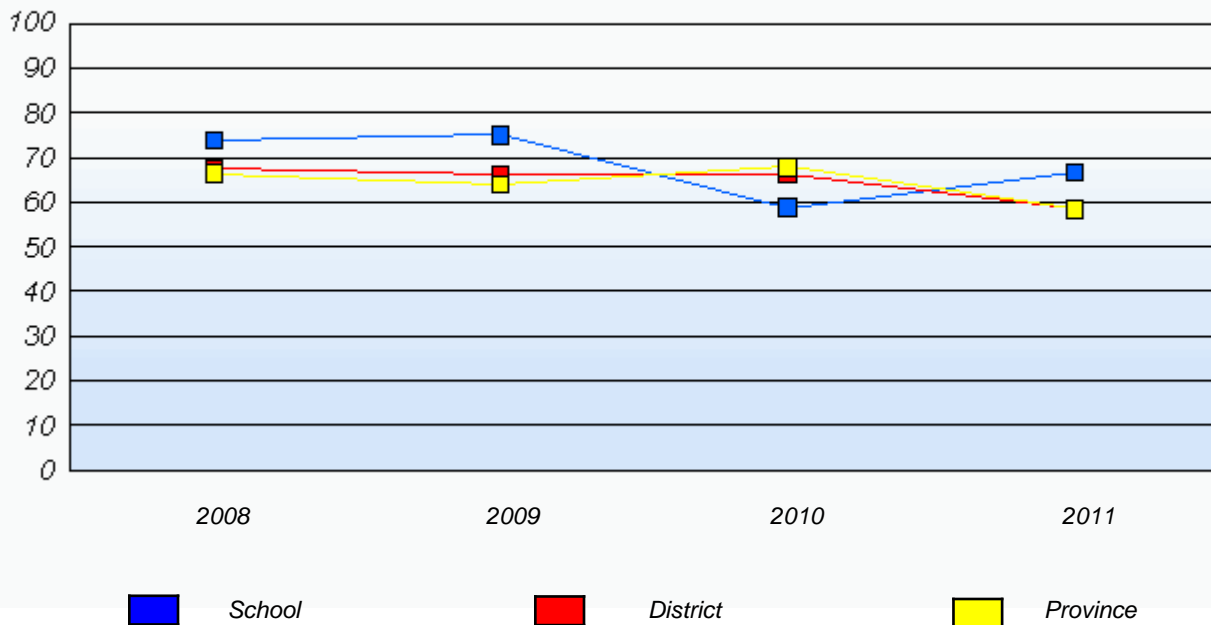
Demand Writing

Percentage of students at level 3 or above (2008 - 2011)



Reading

Percentage of students at level 3 or above (2008 - 2011)



* In some cases, CRT numbers may exceed AGR numbers based on late enrolments. Pie chart is based on the number of students who wrote the CRT.

* French Immersion students not included

* Reading score is composite of Information and Poet.

District 3 - Nova Central

School #: 151 John Watkins Academy

Demand Writing

School

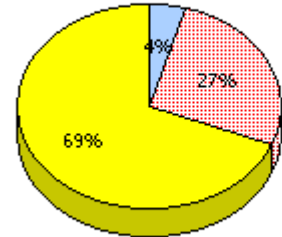
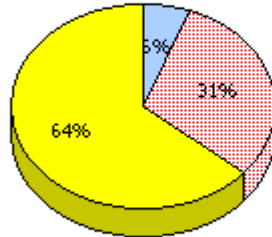
District

Province

School data with 5 or fewer students withheld for reasons of confidentiality.

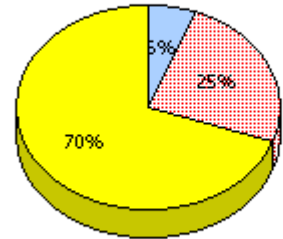
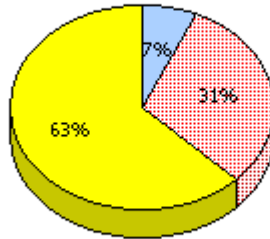
2011

Apr 30, 2011 (5)



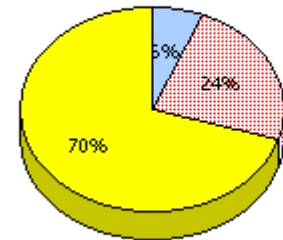
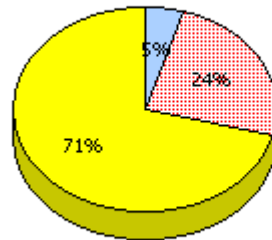
2010

AGR (4)



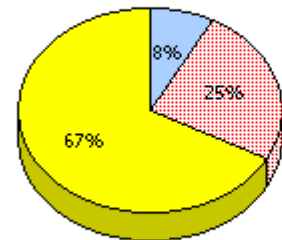
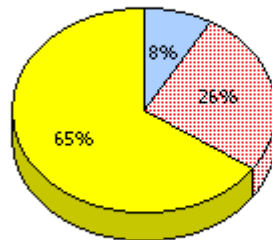
2009

AGR (9)



2008

AGR (4)



Unknown

Not Yet Meeting (1 or 2)

Meeting or Exceeding (3,4,5)

* In some cases, CRT numbers may exceed AGR numbers based on late enrolments. Pie chart is based on the number of students who wrote the CRT.

* French Immersion students not included

* Reading score is composite of Information and Poet.

District 3 - Nova Central

School #: 151 John Watkins Academy

Reading

School

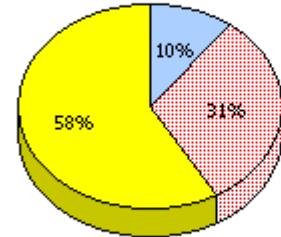
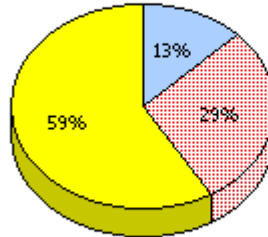
District

Province

School data with 5 or fewer students withheld for reasons of confidentiality.

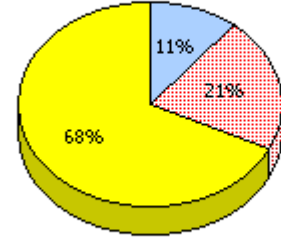
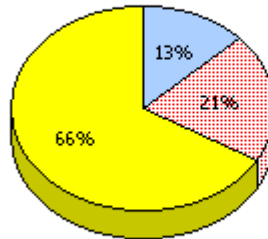
2011

Apr 30, 2011 (5)



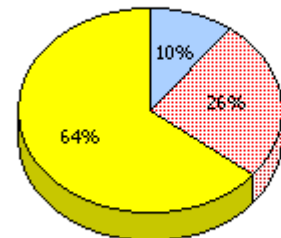
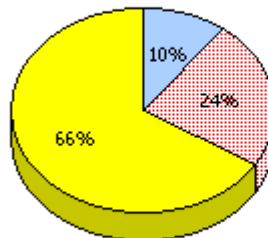
2010

AGR (4)



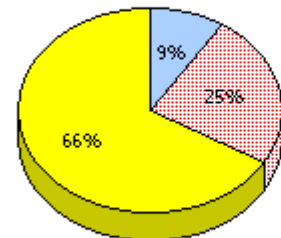
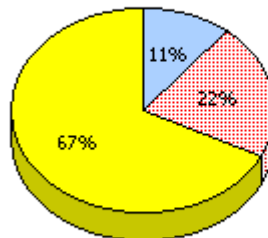
2009

AGR (9)



2008

AGR (4)



Unknown
 Not Yet Meeting (1 or 2)
 Meeting or Exceeding (3,4,5)

* In some cases, CRT numbers may exceed AGR numbers based on late enrolments. Pie chart is based on the number of students who wrote the CRT.

* French Immersion students not included

* Reading score is composite of Information and Poet.

District 3 - Nova Central

School #: 151 John Watkins Academy

Demand Writing

Percentage of students at level 3 or above (2008 - 2011)

School data with 5 or fewer students withheld for reasons of confidentiality.

 School  District  Province

Reading

Percentage of students at level 3 or above (2008 - 2011)

School data with 5 or fewer students withheld for reasons of confidentiality.

 School  District  Province

* In some cases, CRT numbers may exceed AGR numbers based on late enrolments. Pie chart is based on the number of students who wrote the CRT.

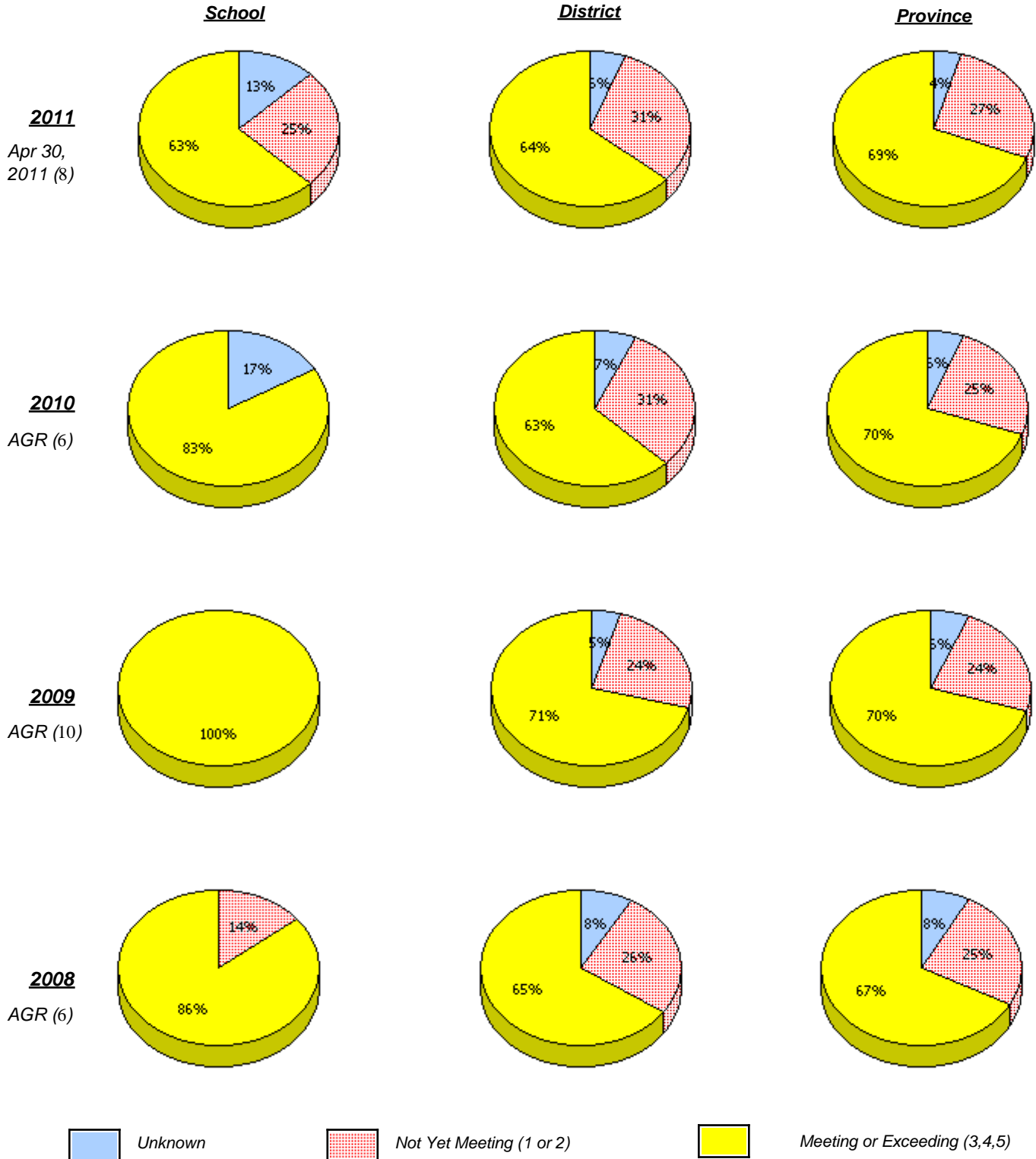
* French Immersion students not included

* Reading score is composite of Information and Poet.

District 3 - Nova Central

School #: 152 Valmont Academy

Demand Writing



* In some cases, CRT numbers may exceed AGR numbers based on late enrolments. Pie chart is based on the number of students who wrote the CRT.

* French Immersion students not included

* Reading score is composite of Information and Poet.

District 3 - Nova Central

School #: 152 Valmont Academy

Reading

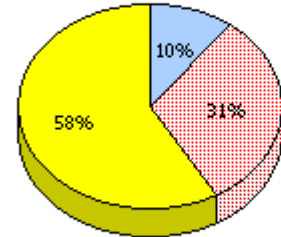
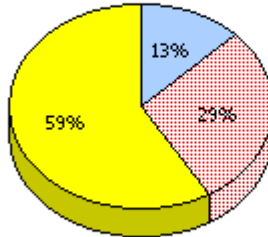
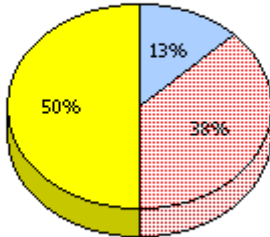
School

District

Province

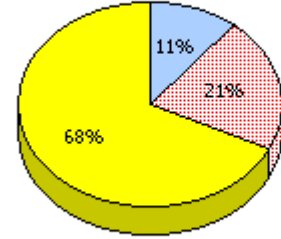
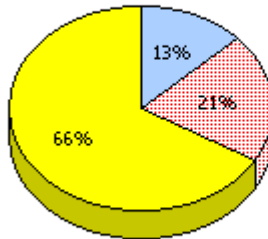
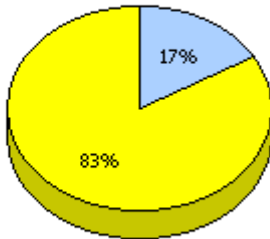
2011

Apr 30,
2011 (8)



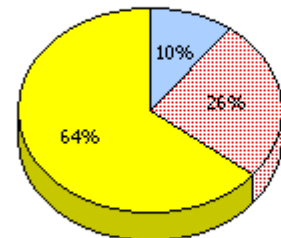
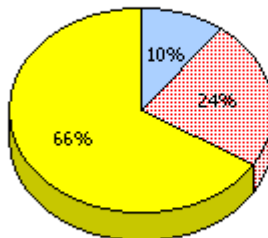
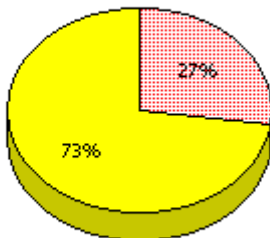
2010

AGR (6)



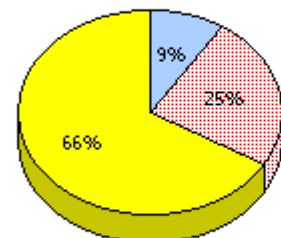
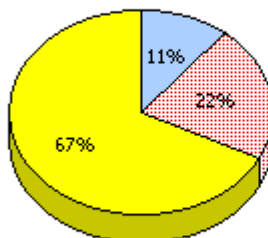
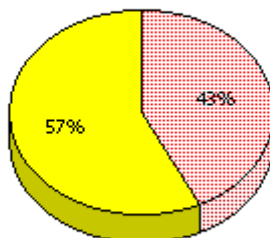
2009

AGR (10)



2008

AGR (6)



Unknown
 Not Yet Meeting (1 or 2)
 Meeting or Exceeding (3,4,5)

* In some cases, CRT numbers may exceed AGR numbers based on late enrolments. Pie chart is based on the number of students who wrote the CRT.

* French Immersion students not included

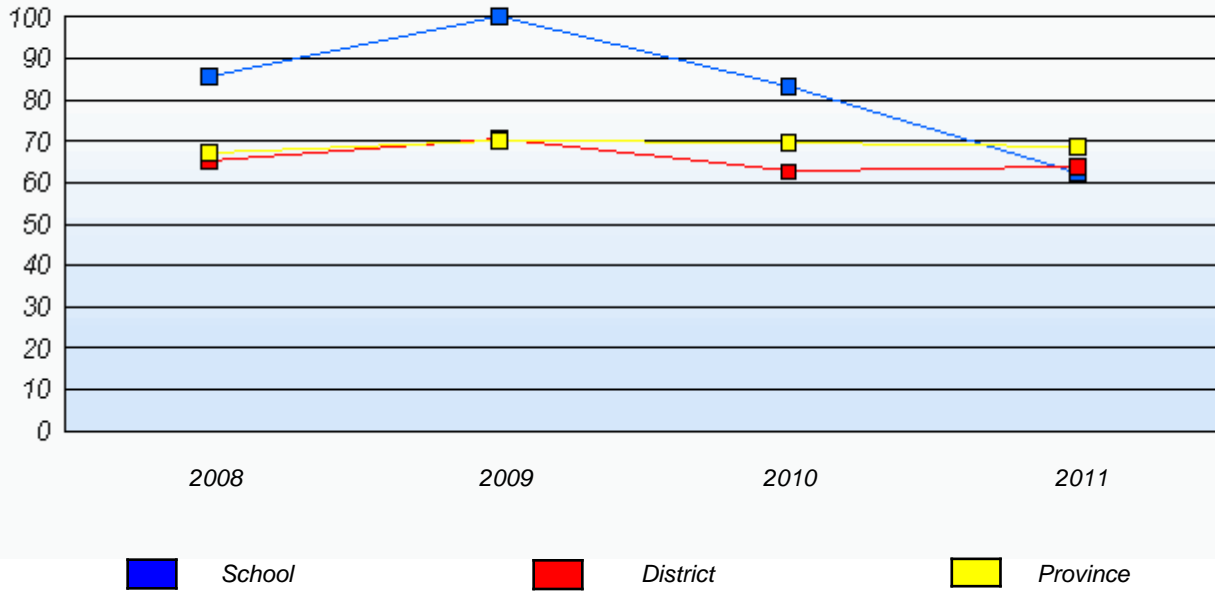
* Reading score is composite of Information and Poet.

District 3 - Nova Central

School #: 152 Valmont Academy

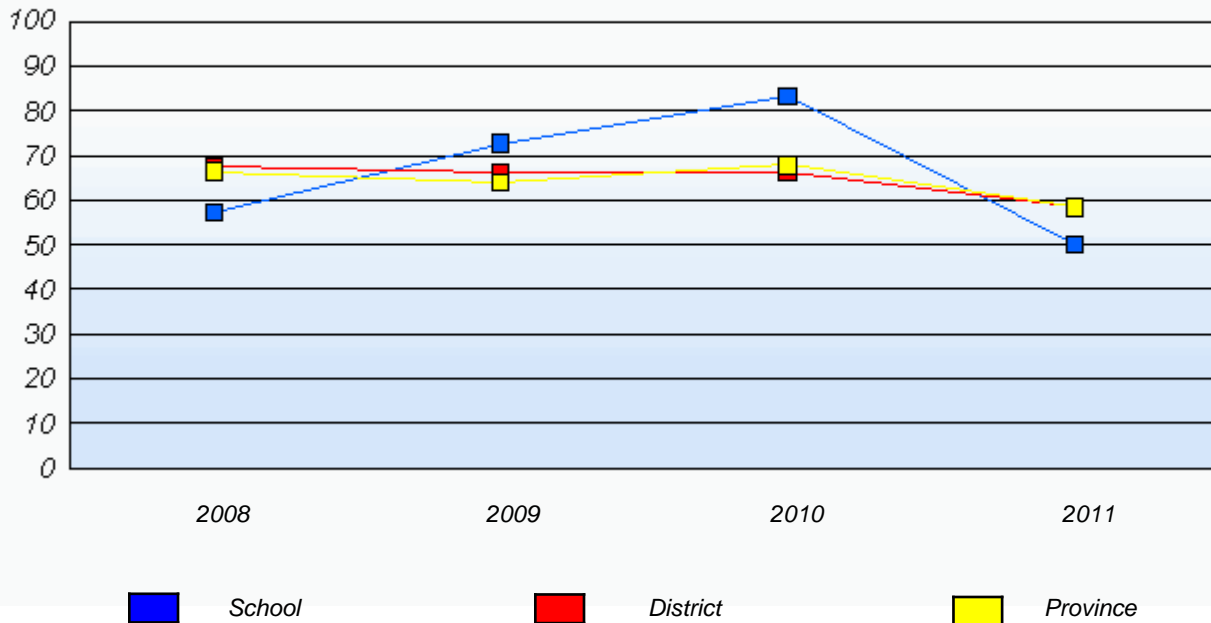
Demand Writing

Percentage of students at level 3 or above (2008 - 2011)



Reading

Percentage of students at level 3 or above (2008 - 2011)



* In some cases, CRT numbers may exceed AGR numbers based on late enrolments. Pie chart is based on the number of students who wrote the CRT.

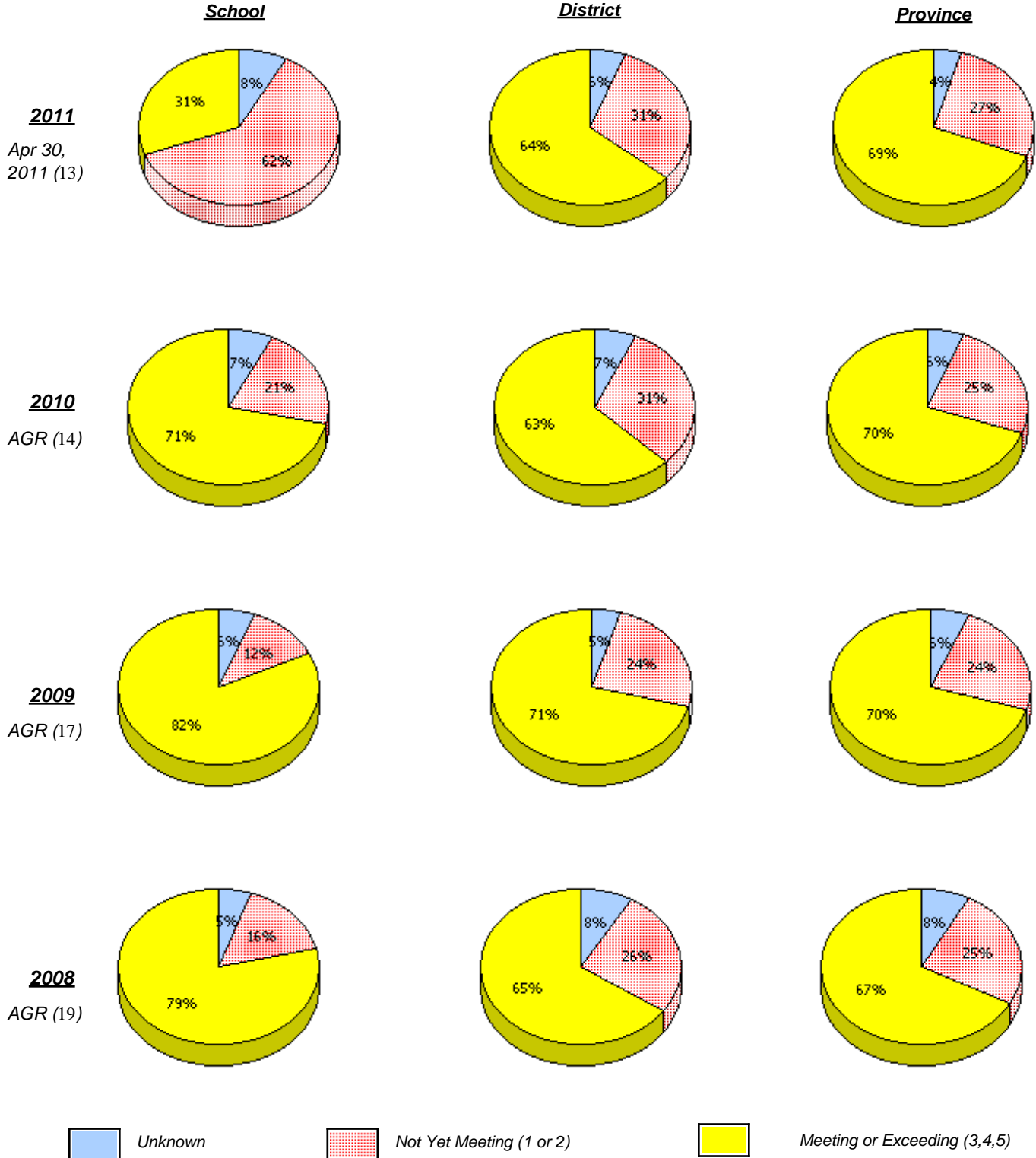
* French Immersion students not included

* Reading score is composite of Information and Poet.

District 3 - Nova Central

School #: 154 Hillside Elementary

Demand Writing



* In some cases, CRT numbers may exceed AGR numbers based on late enrolments. Pie chart is based on the number of students who wrote the CRT.

* French Immersion students not included

* Reading score is composite of Information and Poet.

District 3 - Nova Central

School #: 154 Hillside Elementary

Reading

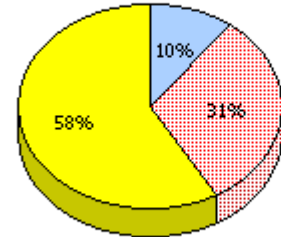
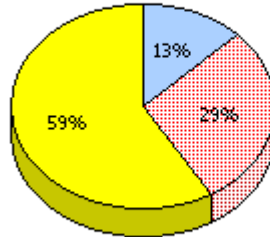
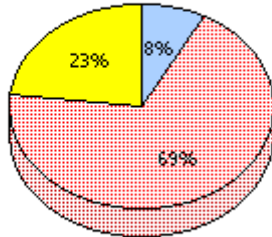
School

District

Province

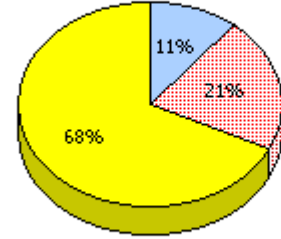
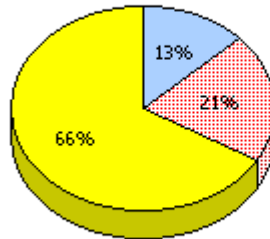
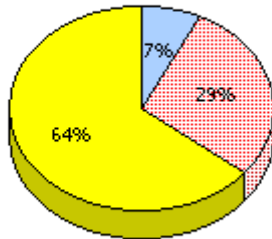
2011

Apr 30,
2011 (13)



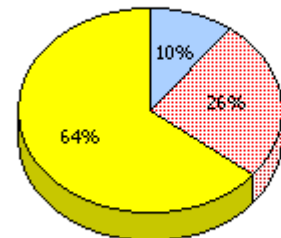
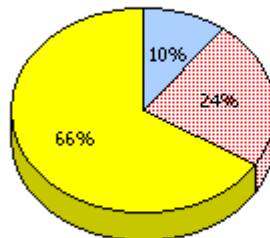
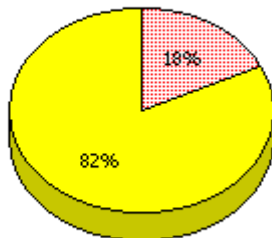
2010

AGR (14)



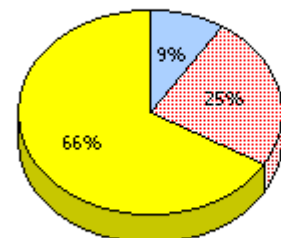
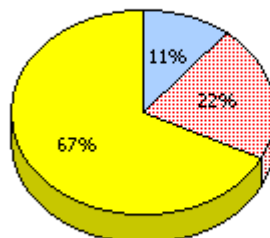
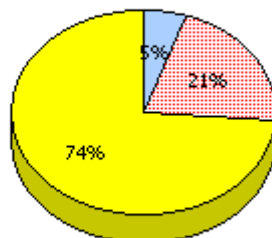
2009

AGR (17)



2008

AGR (19)



Unknown
 Not Yet Meeting (1 or 2)
 Meeting or Exceeding (3,4,5)

* In some cases, CRT numbers may exceed AGR numbers based on late enrolments. Pie chart is based on the number of students who wrote the CRT.

* French Immersion students not included

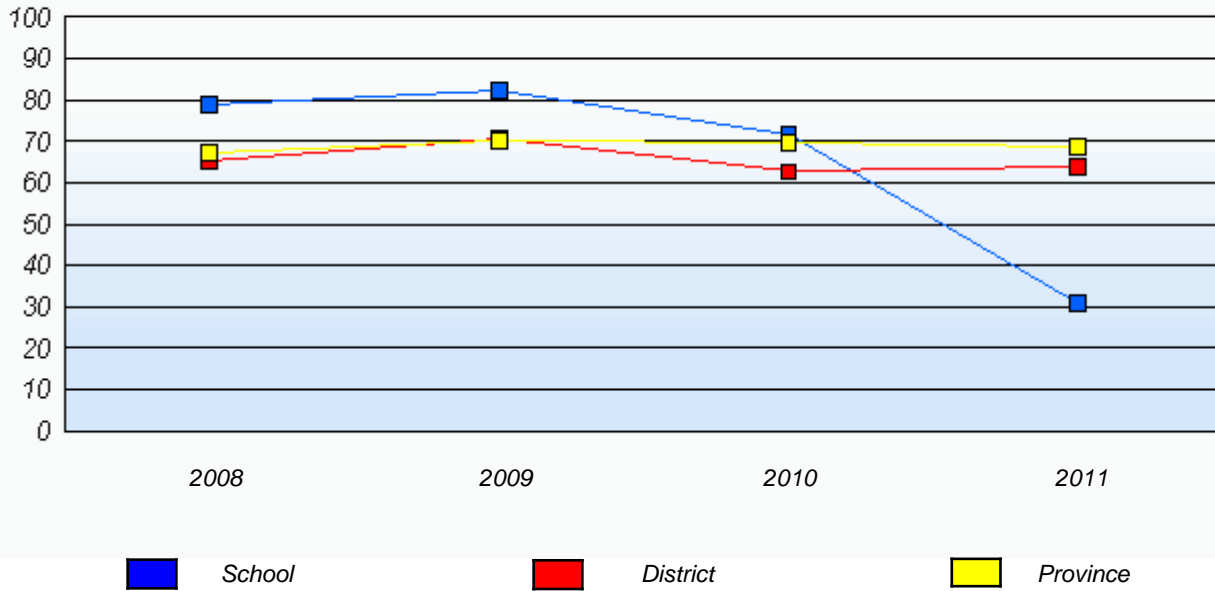
* Reading score is composite of Information and Poet.

District 3 - Nova Central

School #: 154 Hillside Elementary

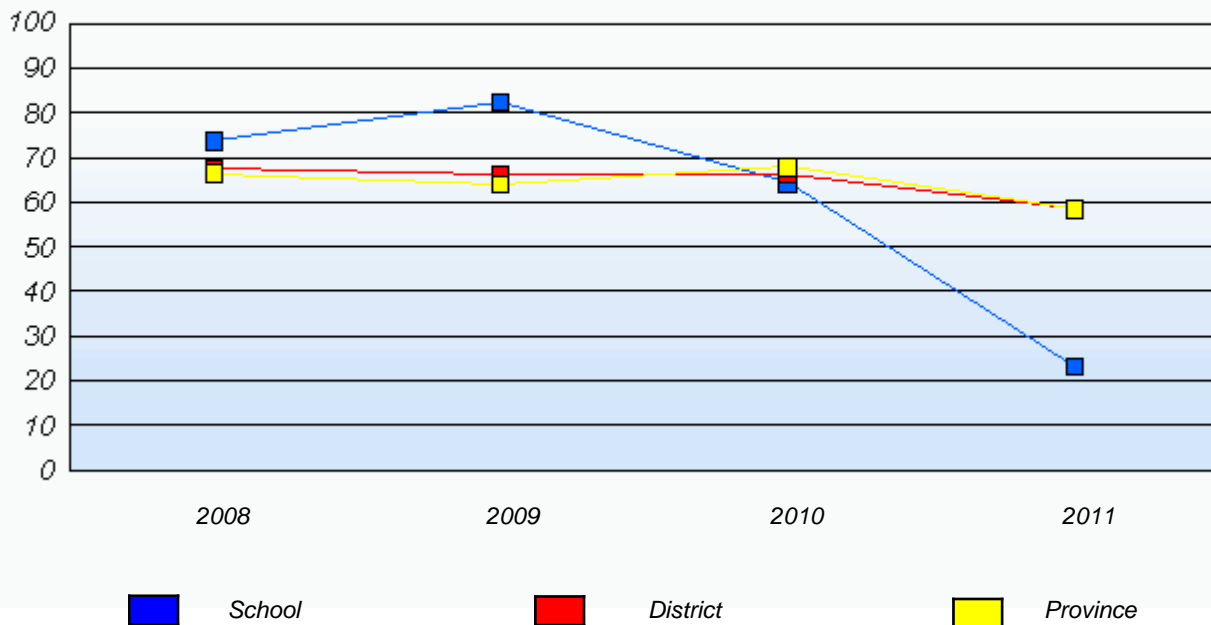
Demand Writing

Percentage of students at level 3 or above (2008 - 2011)



Reading

Percentage of students at level 3 or above (2008 - 2011)



* In some cases, CRT numbers may exceed AGR numbers based on late enrolments. Pie chart is based on the number of students who wrote the CRT.

* French Immersion students not included

* Reading score is composite of Information and Poet.

District 3 - Nova Central

School #: 155 Leading Ticks Primary

Demand Writing

School

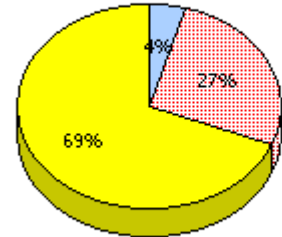
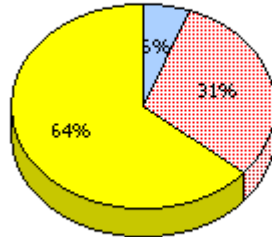
School data with 5 or fewer students withheld for reasons of confidentiality.

District

Province

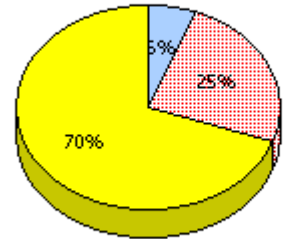
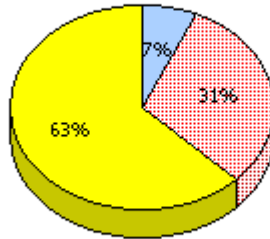
2011

Apr 30, 2011 (2)



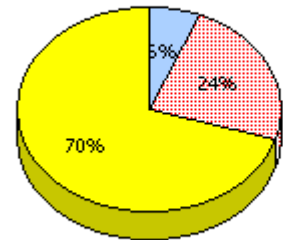
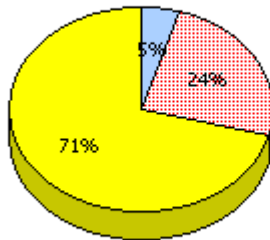
2010

AGR (3)



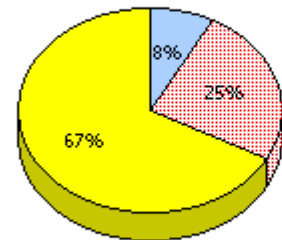
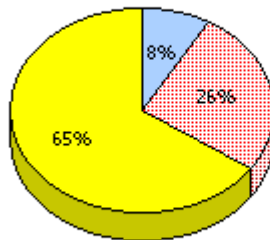
2009

AGR (4)



2008

AGR (4)



Unknown



Not Yet Meeting (1 or 2)



Meeting or Exceeding (3,4,5)

* In some cases, CRT numbers may exceed AGR numbers based on late enrolments. Pie chart is based on the number of students who wrote the CRT.

* French Immersion students not included

* Reading score is composite of Information and Poet.

District 3 - Nova Central

School #: 155 Leading Tickle Primary

Reading

School

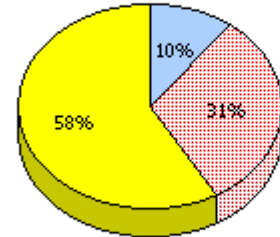
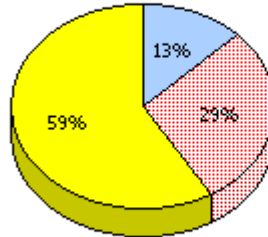
District

Province

School data with 5 or fewer students withheld for reasons of confidentiality.

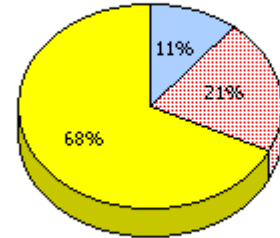
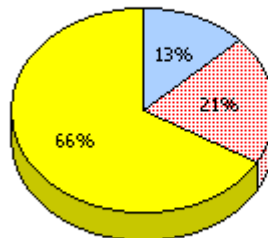
2011

Apr 30, 2011 (2)



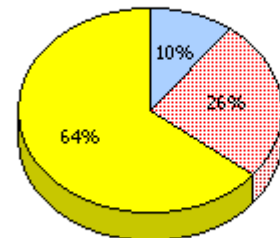
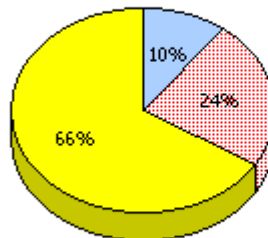
2010

AGR (3)



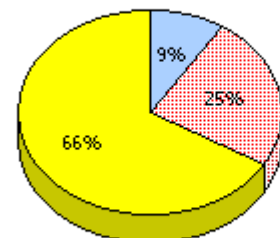
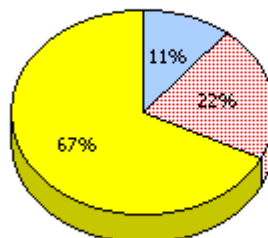
2009

AGR (4)



2008

AGR (4)



Unknown
 Not Yet Meeting (1 or 2)
 Meeting or Exceeding (3,4,5)

* In some cases, CRT numbers may exceed AGR numbers based on late enrolments. Pie chart is based on the number of students who wrote the CRT.

* French Immersion students not included

* Reading score is composite of Information and Poet.

District 3 - Nova Central

School #: 155 Leading Ticks Primary

Demand Writing

Percentage of students at level 3 or above (2008 - 2011)

School data with 5 or fewer students withheld for reasons of confidentiality.

 School  District  Province

Reading

Percentage of students at level 3 or above (2008 - 2011)

School data with 5 or fewer students withheld for reasons of confidentiality.

 School  District  Province

* In some cases, CRT numbers may exceed AGR numbers based on late enrolments. Pie chart is based on the number of students who wrote the CRT.

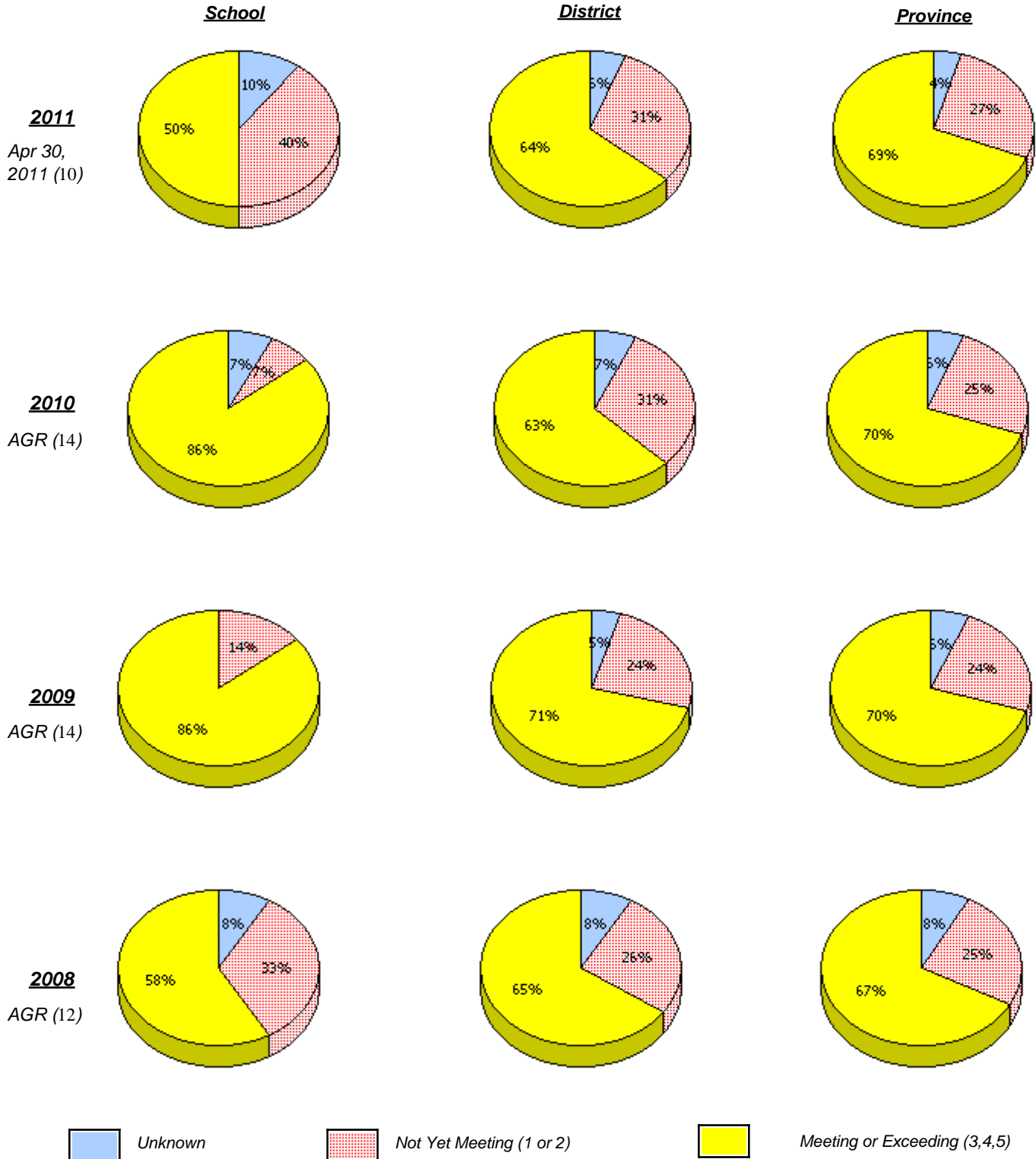
* French Immersion students not included

* Reading score is composite of Information and Poet.

District 3 - Nova Central

School #: 158 MSB Regional Academy

Demand Writing



* In some cases, CRT numbers may exceed AGR numbers based on late enrolments. Pie chart is based on the number of students who wrote the CRT.

* French Immersion students not included

* Reading score is composite of Information and Poet.

District 3 - Nova Central

School #: 158 MSB Regional Academy

Reading

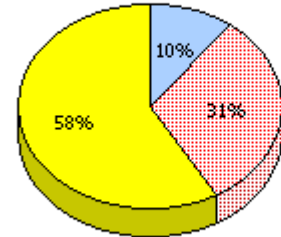
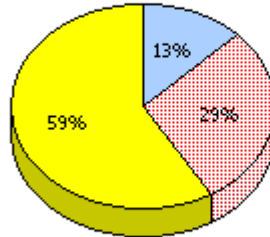
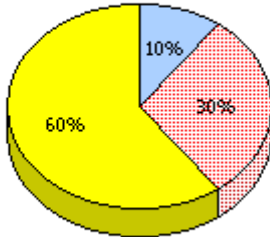
School

District

Province

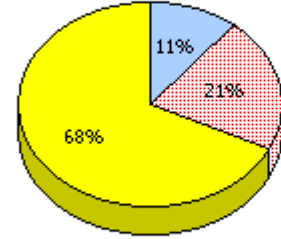
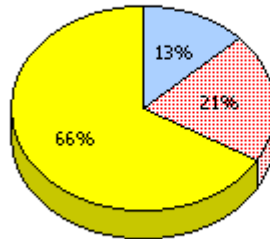
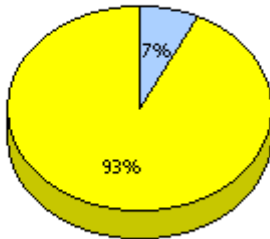
2011

Apr 30,
2011 (10)



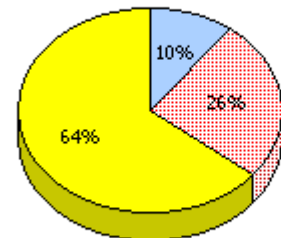
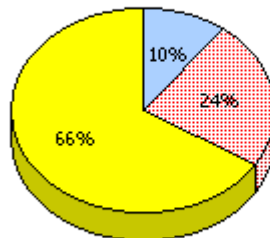
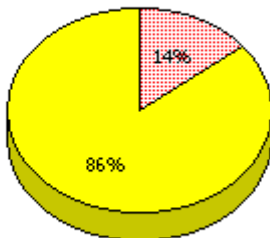
2010

AGR (14)



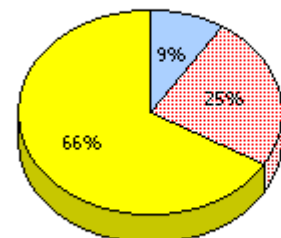
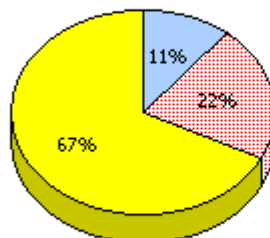
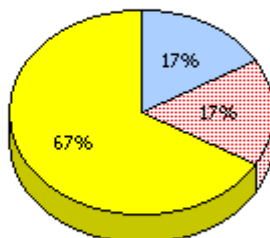
2009

AGR (14)



2008

AGR (12)



Unknown
 Not Yet Meeting (1 or 2)
 Meeting or Exceeding (3,4,5)

* In some cases, CRT numbers may exceed AGR numbers based on late enrolments. Pie chart is based on the number of students who wrote the CRT.

* French Immersion students not included

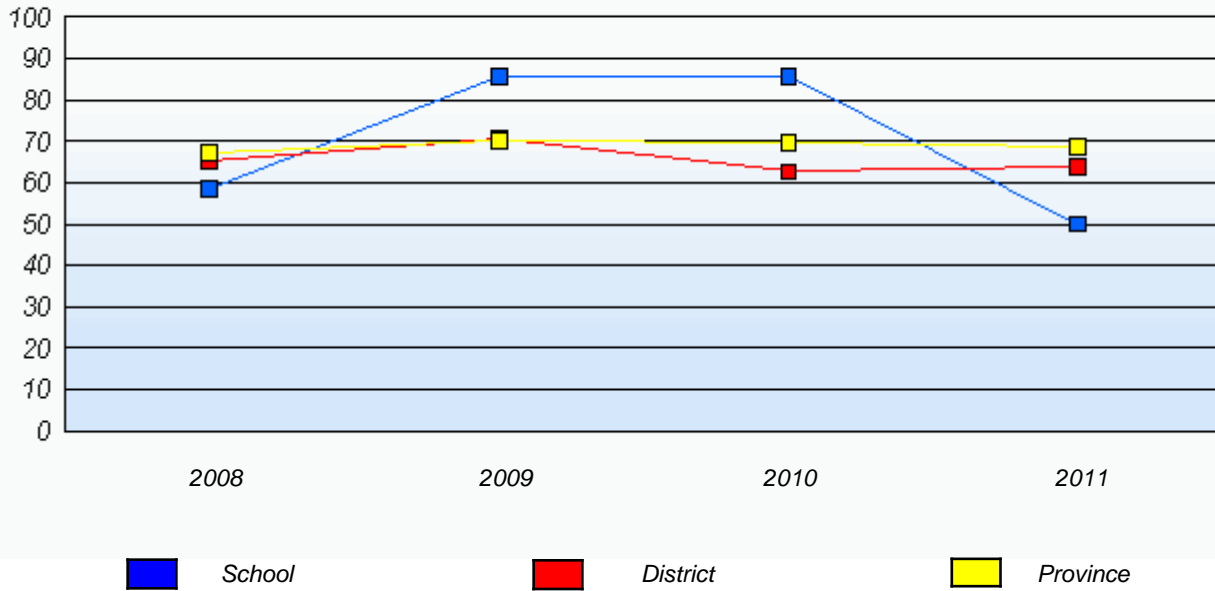
* Reading score is composite of Information and Poet.

District 3 - Nova Central

School #: 158 MSB Regional Academy

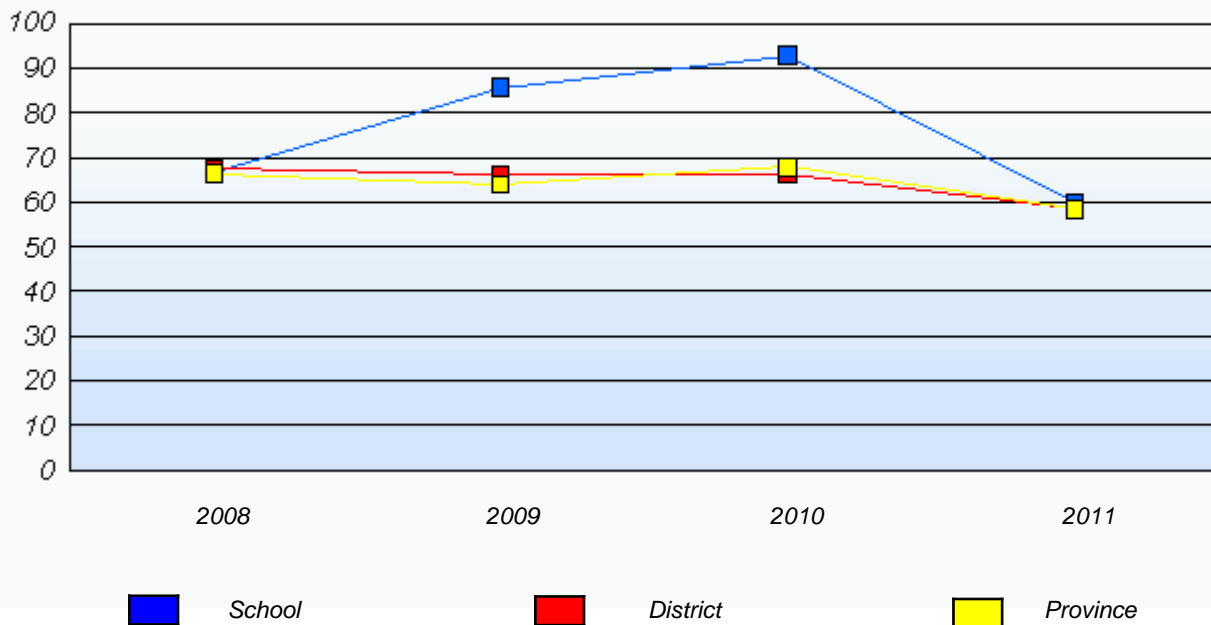
Demand Writing

Percentage of students at level 3 or above (2008 - 2011)



Reading

Percentage of students at level 3 or above (2008 - 2011)



* In some cases, CRT numbers may exceed AGR numbers based on late enrolments. Pie chart is based on the number of students who wrote the CRT.

* French Immersion students not included

* Reading score is composite of Information and Poet.

District 3 - Nova Central

School #: 160 Bayview Primary

Demand Writing

School

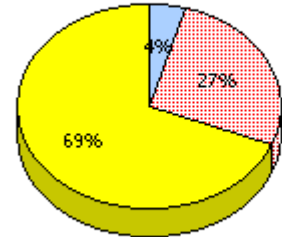
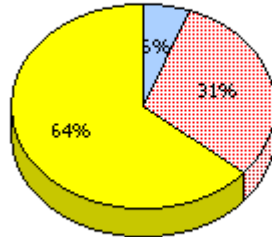
School data with 5 or fewer students withheld for reasons of confidentiality.

District

Province

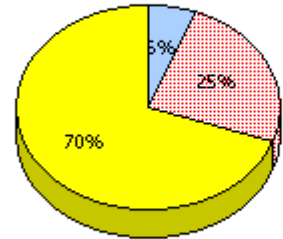
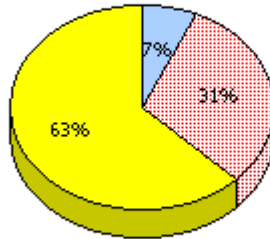
2011

Apr 30, 2011 (2)



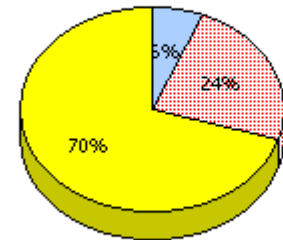
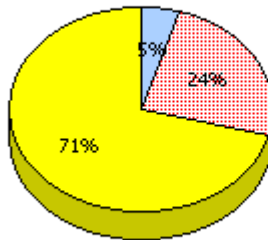
2010

AGR (1)



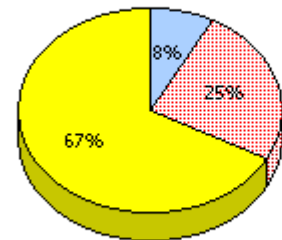
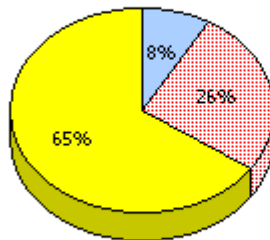
2009

AGR (2)



2008

AGR (2)



Unknown

Not Yet Meeting (1 or 2)

Meeting or Exceeding (3,4,5)

* In some cases, CRT numbers may exceed AGR numbers based on late enrolments. Pie chart is based on the number of students who wrote the CRT.

* French Immersion students not included

* Reading score is composite of Information and Poet.

District 3 - Nova Central

School #: 160 Bayview Primary

Reading

School

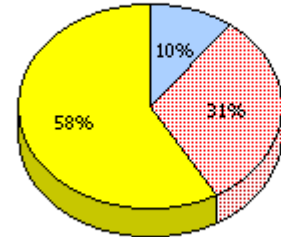
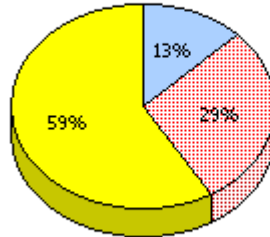
District

Province

School data with 5 or fewer students withheld for reasons of confidentiality.

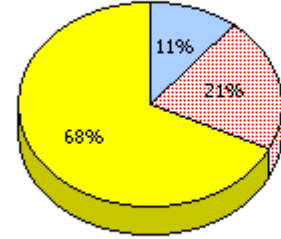
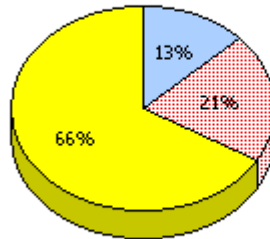
2011

Apr 30, 2011 (2)



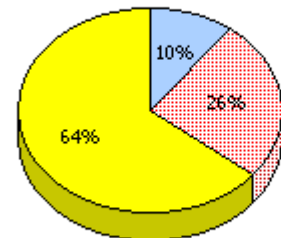
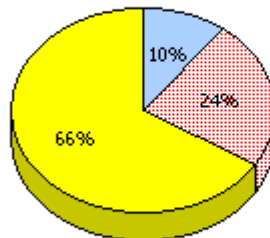
2010

AGR (1)



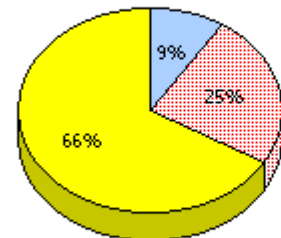
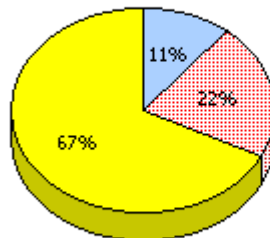
2009

AGR (2)



2008

AGR (2)



Unknown
 Not Yet Meeting (1 or 2)
 Meeting or Exceeding (3,4,5)

* In some cases, CRT numbers may exceed AGR numbers based on late enrolments. Pie chart is based on the number of students who wrote the CRT.

* French Immersion students not included

* Reading score is composite of Information and Poet.

District 3 - Nova Central

School #: 160 Bayview Primary

Demand Writing

Percentage of students at level 3 or above (2008 - 2011)

School data with 5 or fewer students withheld for reasons of confidentiality.

 School  District  Province

Reading

Percentage of students at level 3 or above (2008 - 2011)

School data with 5 or fewer students withheld for reasons of confidentiality.

 School  District  Province

* In some cases, CRT numbers may exceed AGR numbers based on late enrolments. Pie chart is based on the number of students who wrote the CRT.

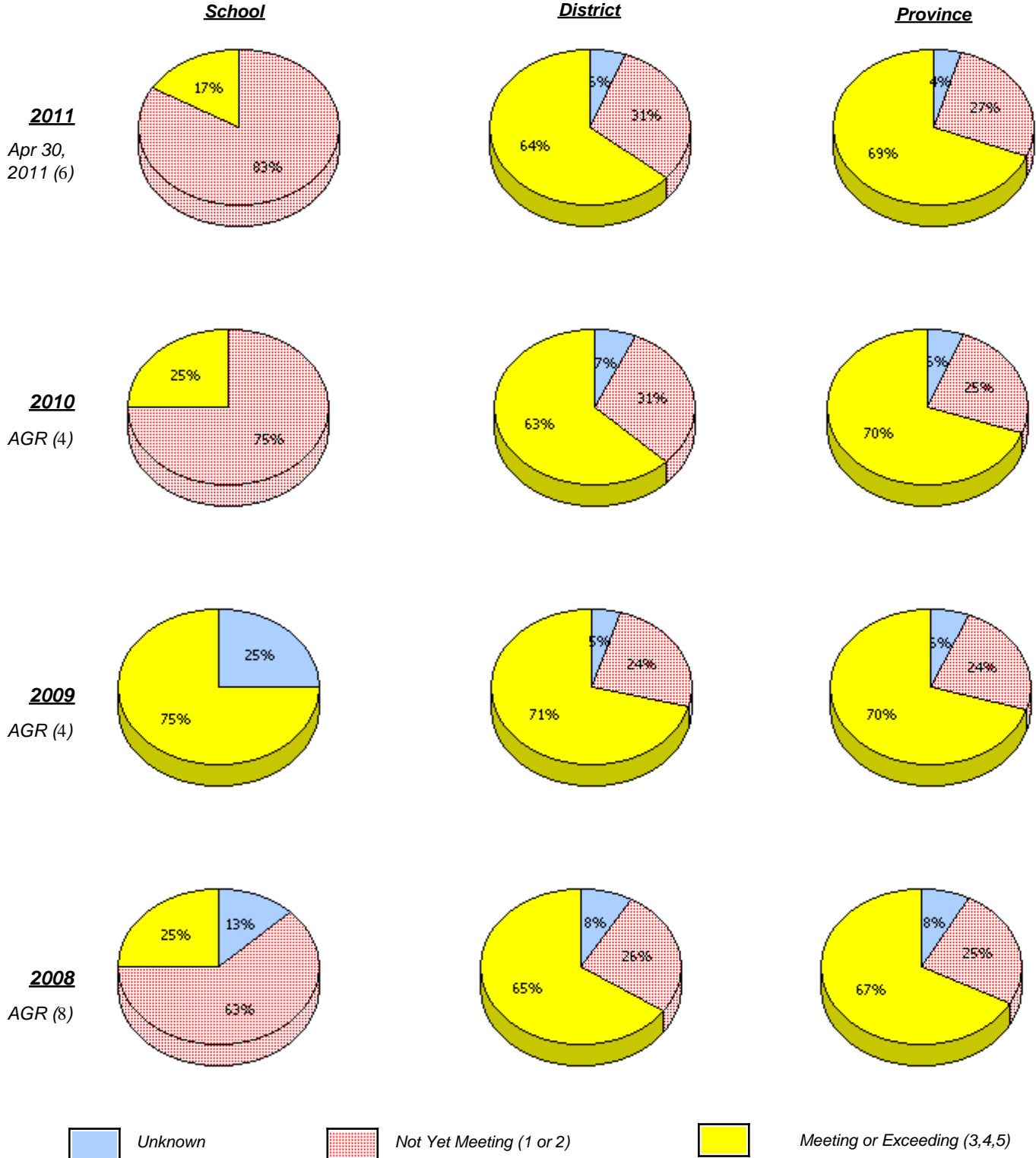
* French Immersion students not included

* Reading score is composite of Information and Poet.

District 3 - Nova Central

School #: 163 Point Leamington Academy

Demand Writing



* In some cases, CRT numbers may exceed AGR numbers based on late enrolments. Pie chart is based on the number of students who wrote the CRT.

* French Immersion students not included

* Reading score is composite of Information and Poet.

District 3 - Nova Central

School #: 163 Point Leamington Academy

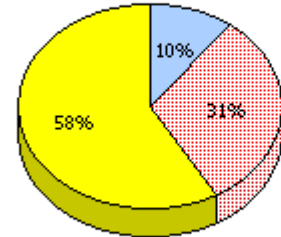
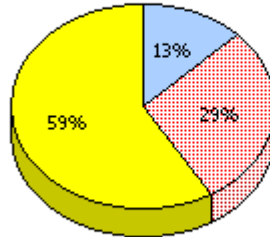
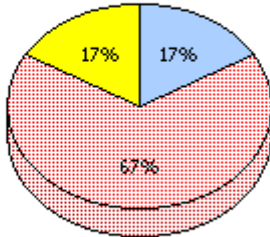
Reading

School

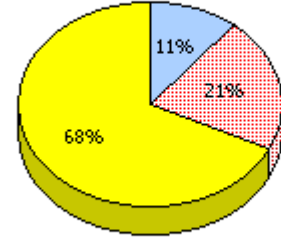
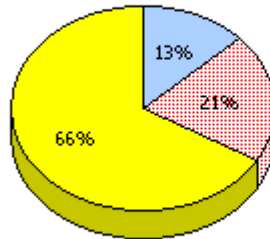
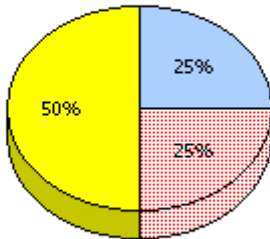
District

Province

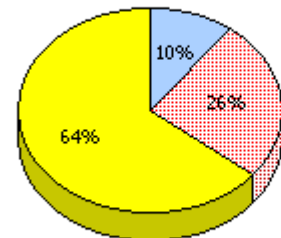
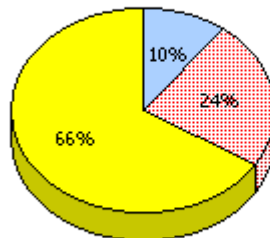
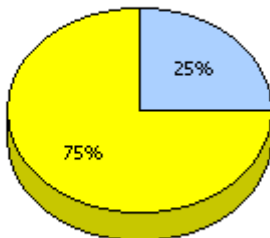
2011
Apr 30,
2011 (6)



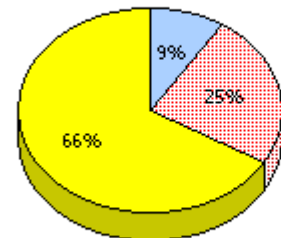
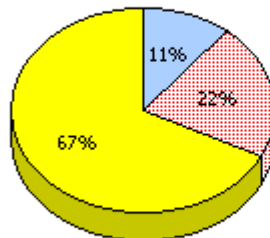
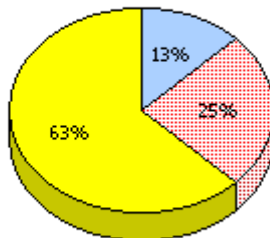
2010
AGR (4)



2009
AGR (4)



2008
AGR (8)



Unknown
 Not Yet Meeting (1 or 2)
 Meeting or Exceeding (3,4,5)

* In some cases, CRT numbers may exceed AGR numbers based on late enrolments. Pie chart is based on the number of students who wrote the CRT.

* French Immersion students not included

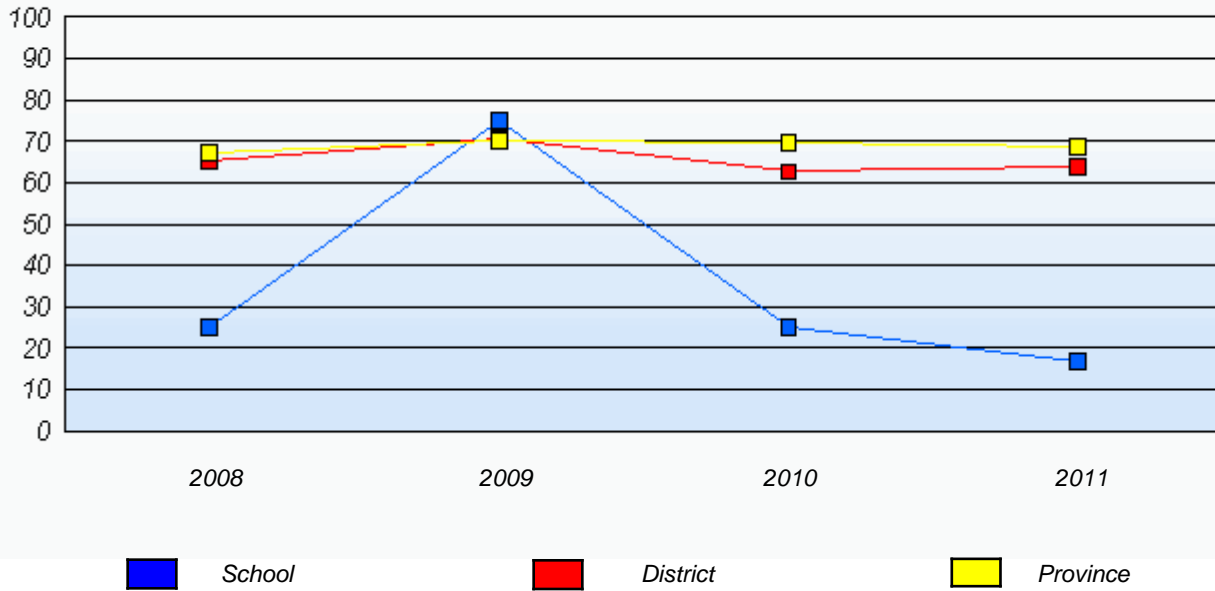
* Reading score is composite of Information and Poet.

District 3 - Nova Central

School #: 163 Point Leamington Academy

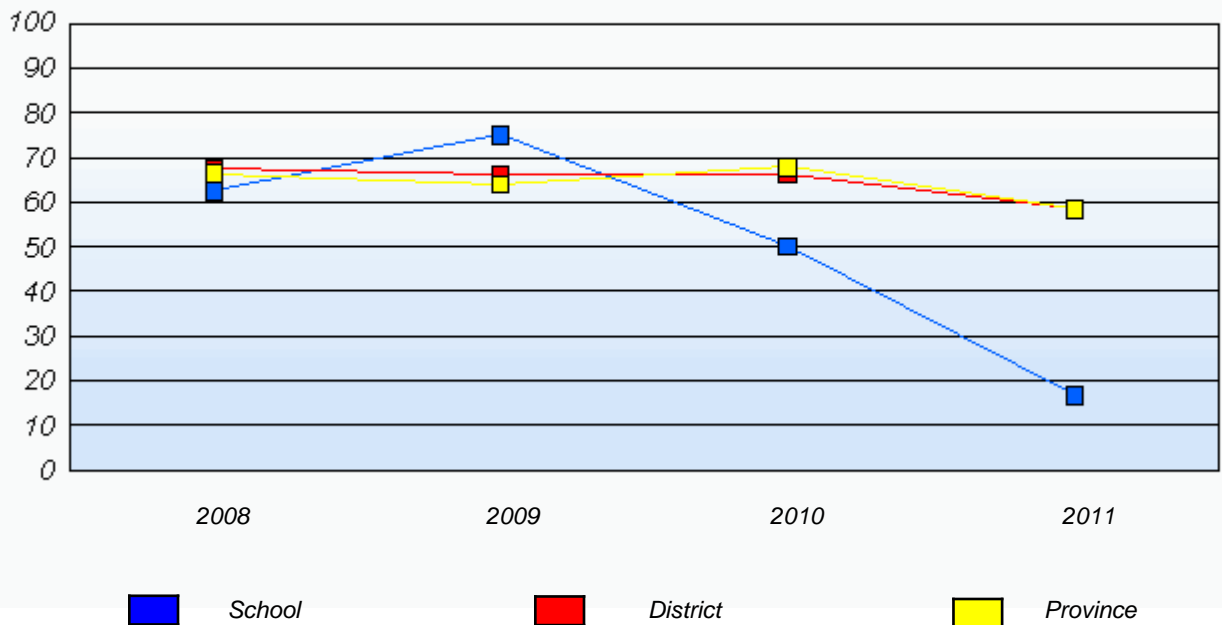
Demand Writing

Percentage of students at level 3 or above (2008 - 2011)



Reading

Percentage of students at level 3 or above (2008 - 2011)



* In some cases, CRT numbers may exceed AGR numbers based on late enrolments. Pie chart is based on the number of students who wrote the CRT.

* French Immersion students not included

* Reading score is composite of Information and Poet.

District 3 - Nova Central

School #: 165 St. Stephen's AG

Demand Writing

School

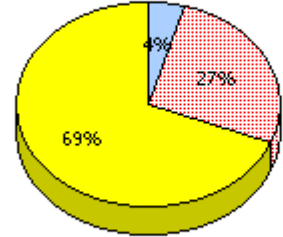
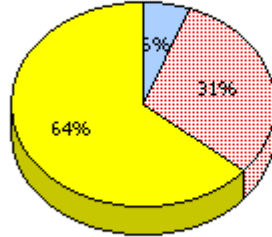
School data with 5 or fewer students withheld for reasons of confidentiality.

District

Province

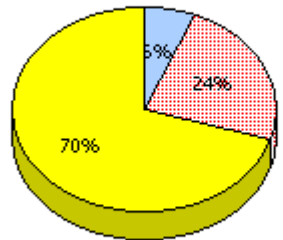
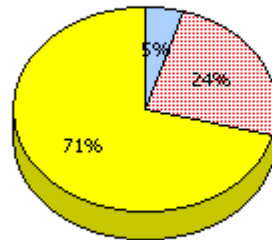
2011

Apr 30, 2011 (1)



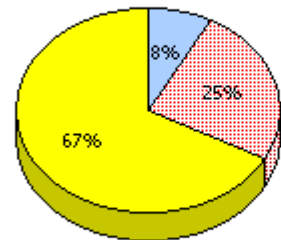
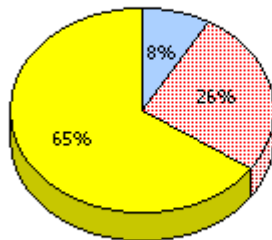
2010

AGR (0)



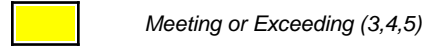
2009

AGR (1)



2008

AGR (3)



* In some cases, CRT numbers may exceed AGR numbers based on late enrolments. Pie chart is based on the number of students who wrote the CRT.

* French Immersion students not included

* Reading score is composite of Information and Poet.

District 3 - Nova Central

School #: 165 St. Stephen's AG

Reading

School

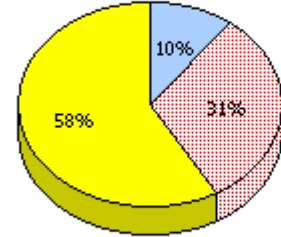
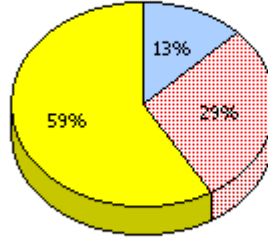
District

Province

School data with 5 or fewer students withheld for reasons of confidentiality.

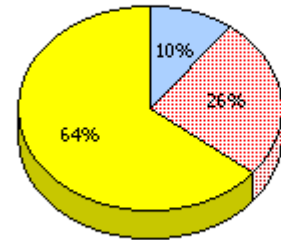
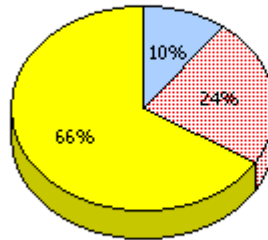
2011

Apr 30, 2011 (1)



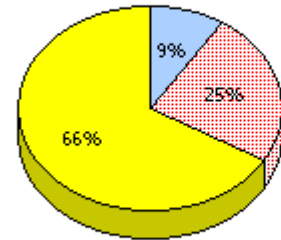
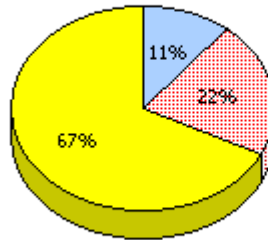
2010

AGR (0)



2009

AGR (1)



2008

AGR (3)

Unknown

Not Yet Meeting (1 or 2)

Meeting or Exceeding (3,4,5)

* In some cases, CRT numbers may exceed AGR numbers based on late enrolments. Pie chart is based on the number of students who wrote the CRT.

* French Immersion students not included

* Reading score is composite of Information and Poet.

District 3 - Nova Central

School #: 165 St. Stephen's AG

Demand Writing

Percentage of students at level 3 or above (2008 - 2011)

School data with 5 or fewer students withheld for reasons of confidentiality.

 School  District  Province

Reading

Percentage of students at level 3 or above (2008 - 2011)

School data with 5 or fewer students withheld for reasons of confidentiality.

 School  District  Province

* In some cases, CRT numbers may exceed AGR numbers based on late enrolments. Pie chart is based on the number of students who wrote the CRT.

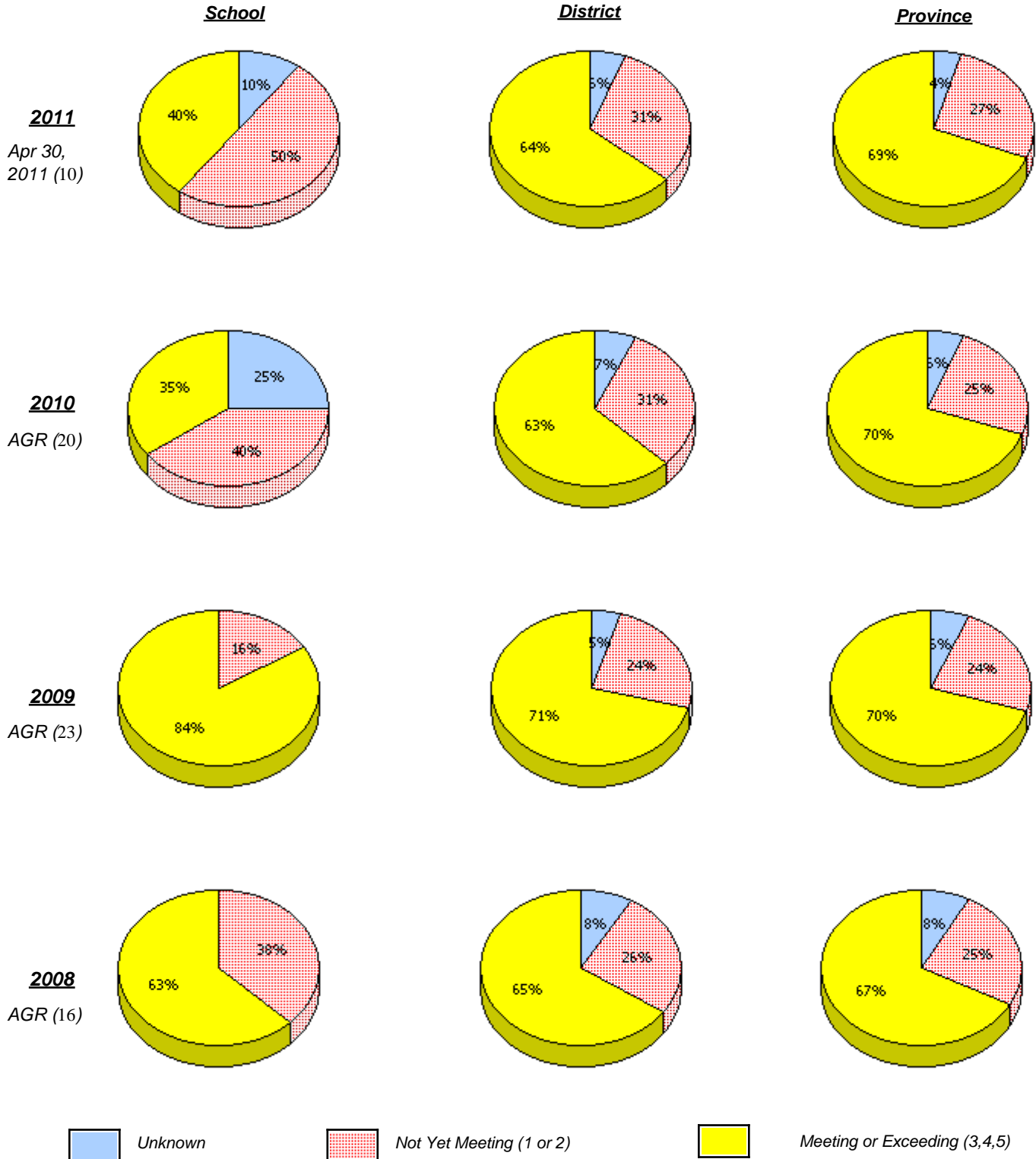
* French Immersion students not included

* Reading score is composite of Information and Poet.

District 3 - Nova Central

School #: 167 Green Bay South Academy

Demand Writing



* In some cases, CRT numbers may exceed AGR numbers based on late enrolments. Pie chart is based on the number of students who wrote the CRT.

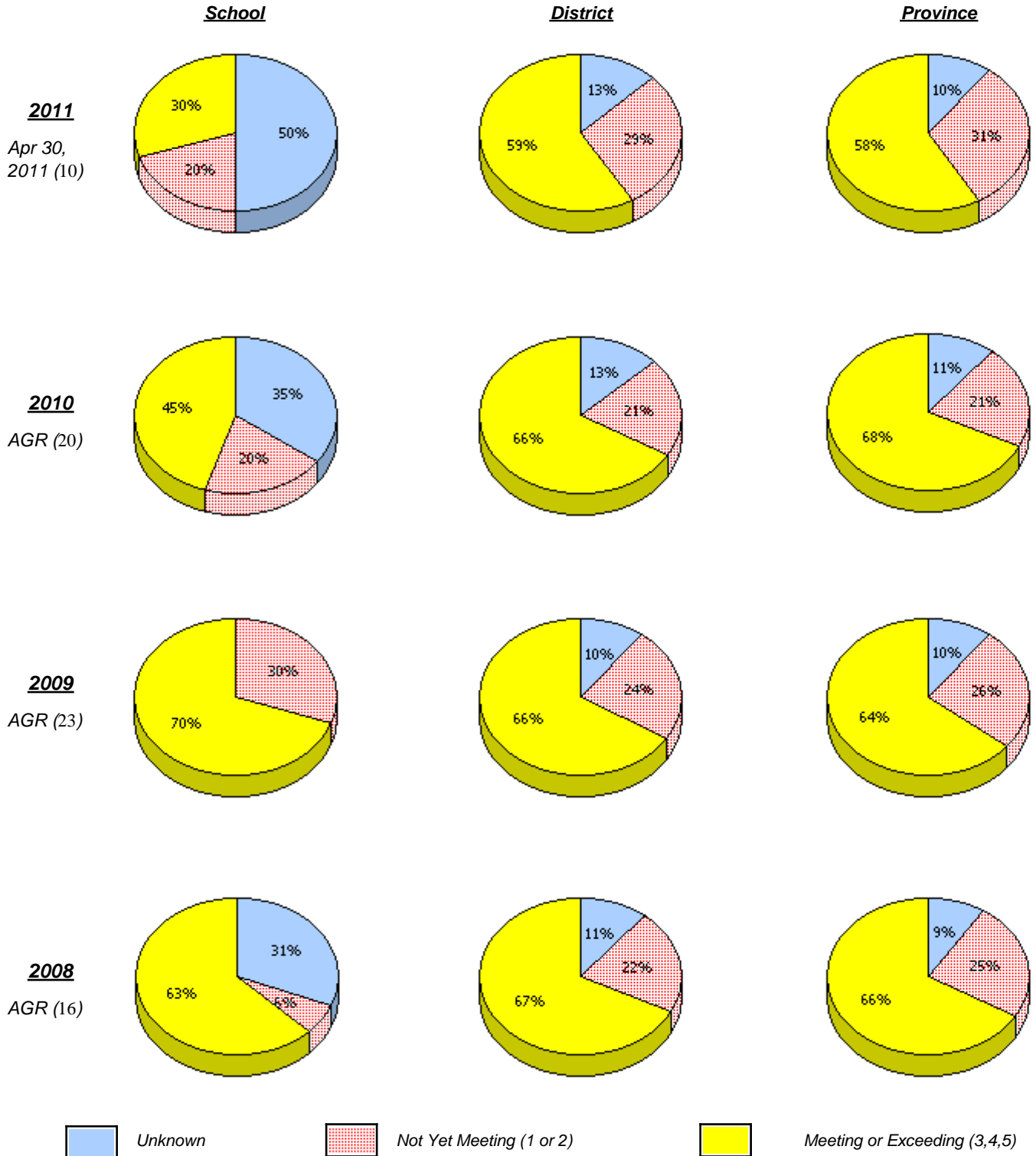
* French Immersion students not included

* Reading score is composite of Information and Poet.

District 3 - Nova Central

School #: 167 Green Bay South Academy

Reading



* In some cases, CRT numbers may exceed AGR numbers based on late enrolments. Pie chart is based on the number of students who wrote the CRT.

* French Immersion students not included

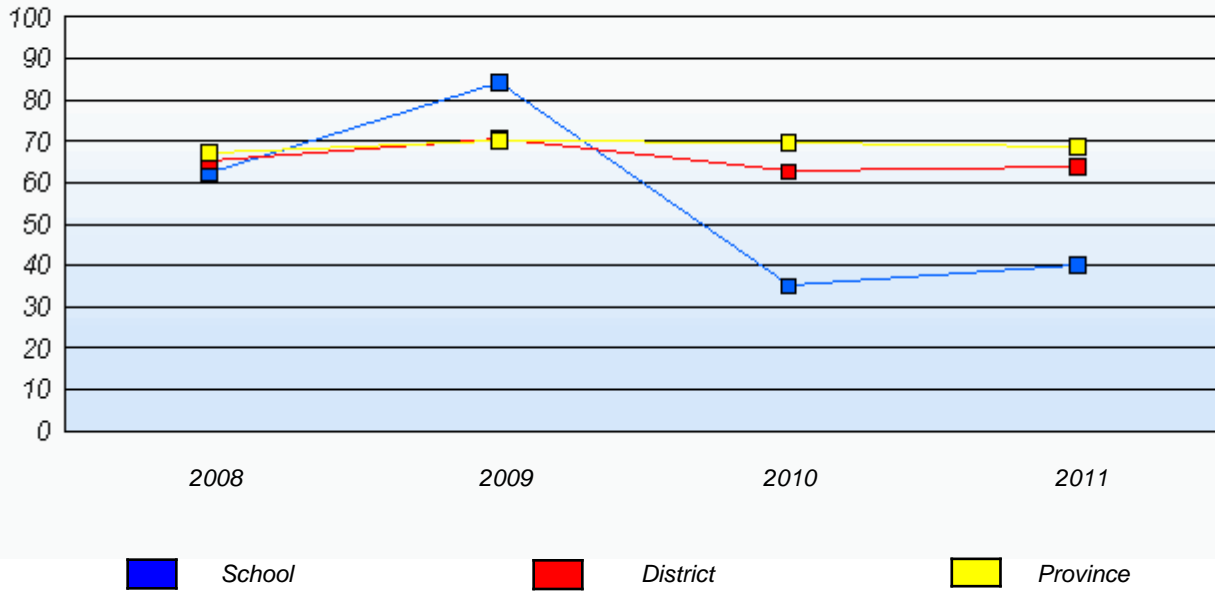
* Reading score is composite of Information and Poet.

District 3 - Nova Central

School #: 167 Green Bay South Academy

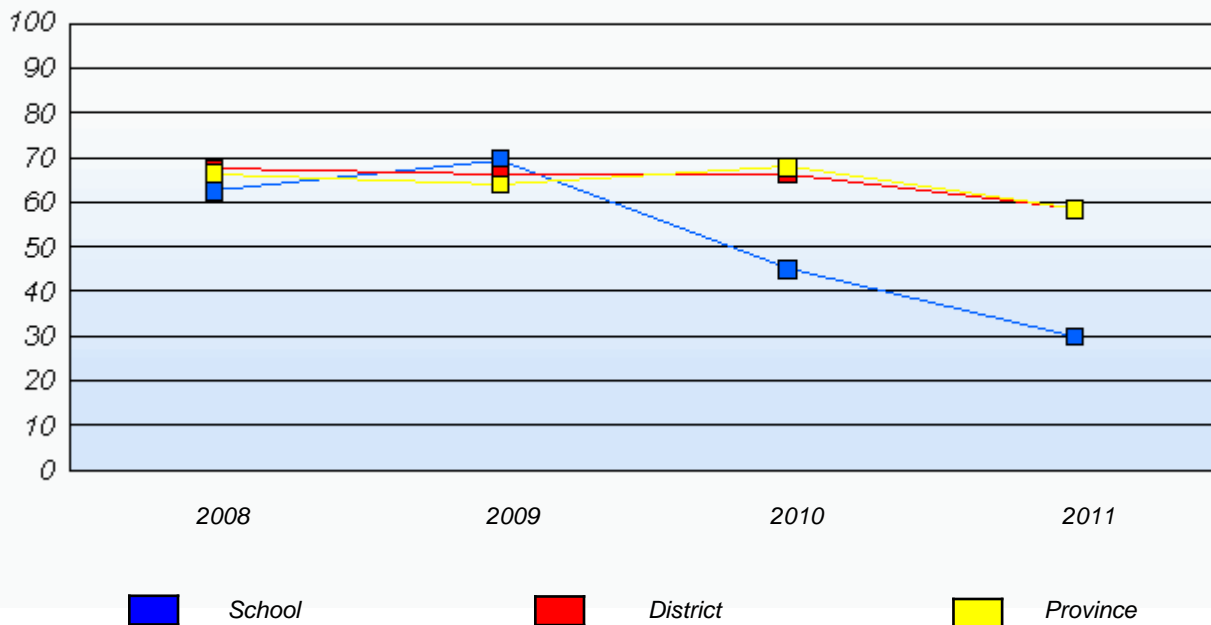
Demand Writing

Percentage of students at level 3 or above (2008 - 2011)



Reading

Percentage of students at level 3 or above (2008 - 2011)



* In some cases, CRT numbers may exceed AGR numbers based on late enrolments. Pie chart is based on the number of students who wrote the CRT.

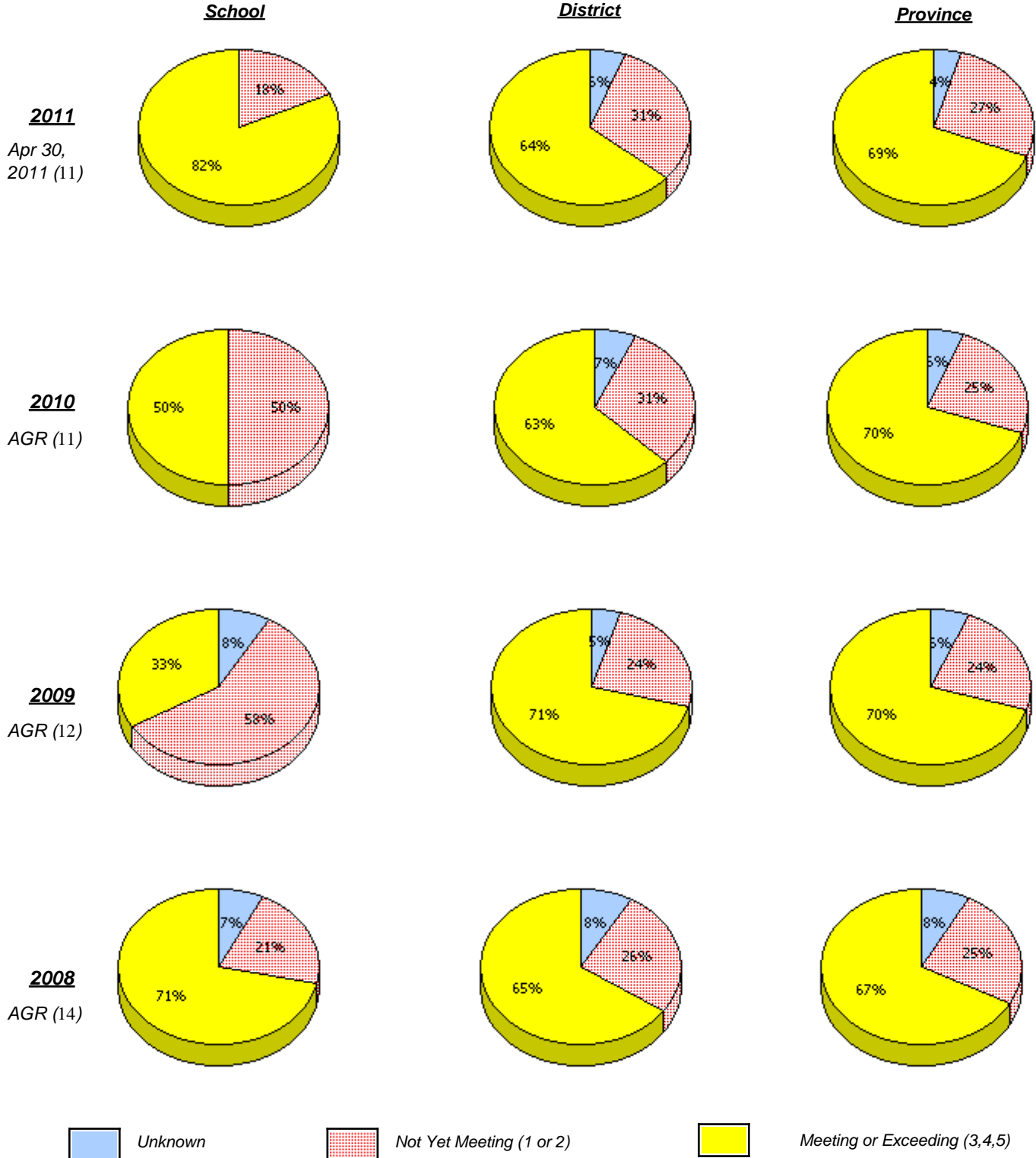
* French Immersion students not included

* Reading score is composite of Information and Poet.

District 3 - Nova Central

School #: 172 Brian Peckford Primary

Demand Writing



* In some cases, CRT numbers may exceed AGR numbers based on late enrolments. Pie chart is based on the number of students who wrote the CRT.

* French Immersion students not included

* Reading score is composite of Information and Poet.

District 3 - Nova Central

School #: 172 Brian Peckford Primary

Reading

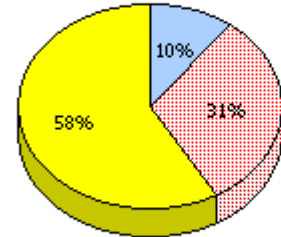
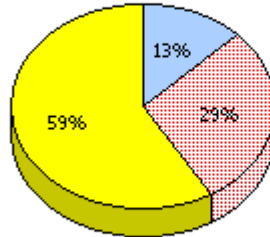
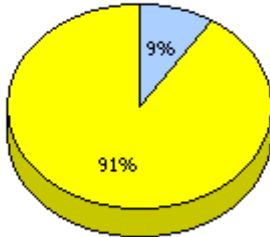
School

District

Province

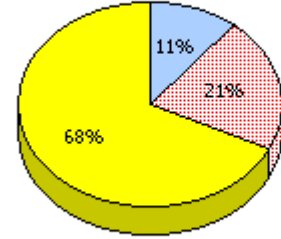
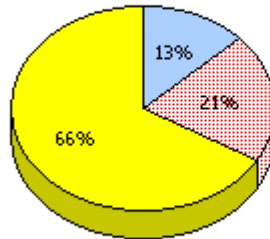
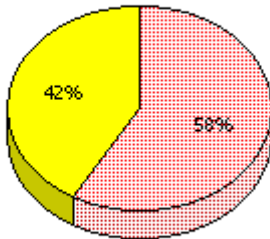
2011

Apr 30,
2011 (11)



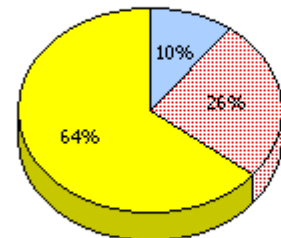
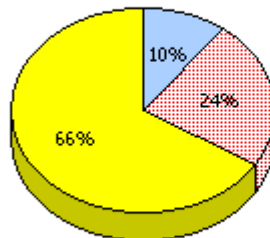
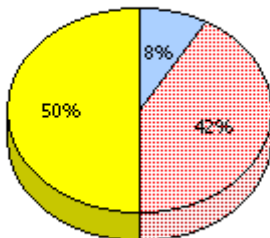
2010

AGR (11)



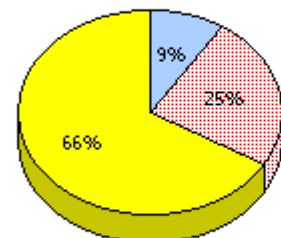
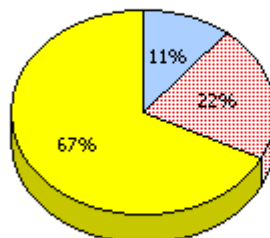
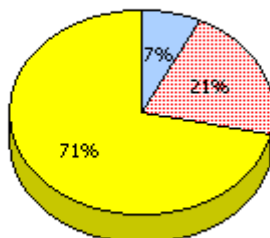
2009

AGR (12)



2008

AGR (14)



Unknown
 Not Yet Meeting (1 or 2)
 Meeting or Exceeding (3,4,5)

* In some cases, CRT numbers may exceed AGR numbers based on late enrolments. Pie chart is based on the number of students who wrote the CRT.

* French Immersion students not included

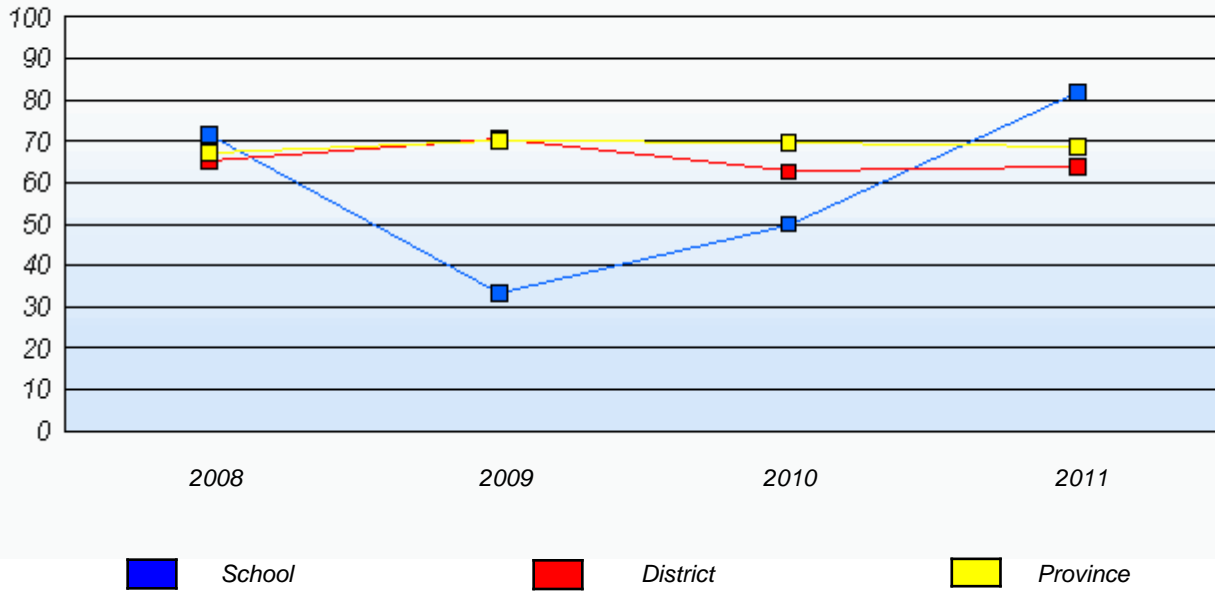
* Reading score is composite of Information and Poet.

District 3 - Nova Central

School #: 172 Brian Peckford Primary

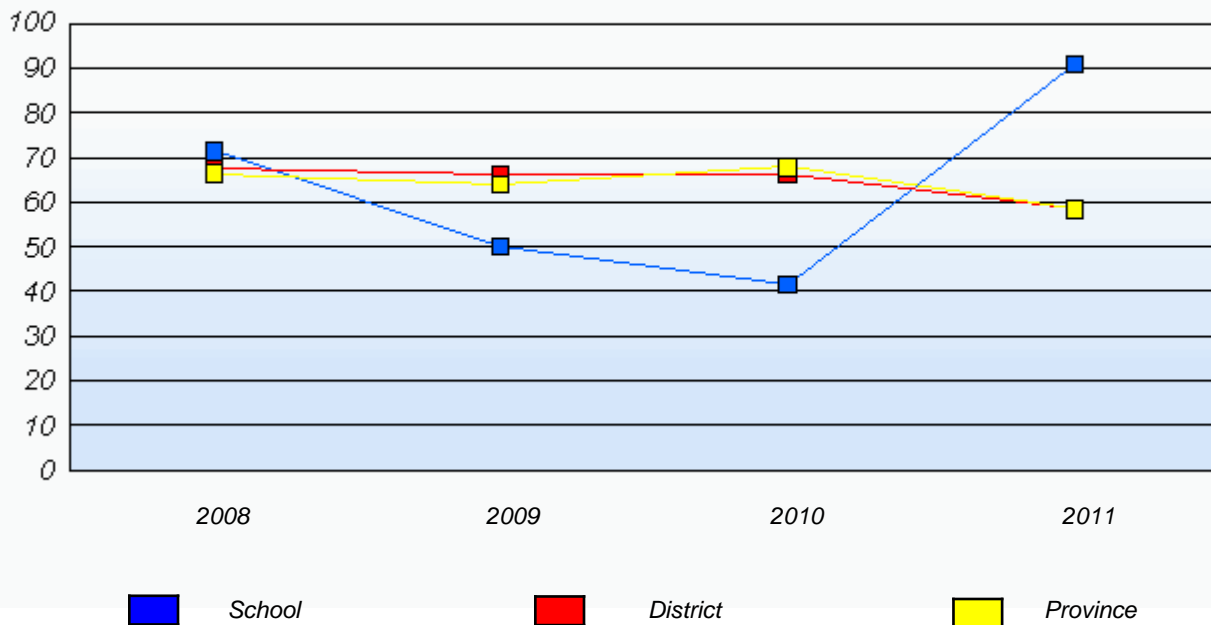
Demand Writing

Percentage of students at level 3 or above (2008 - 2011)



Reading

Percentage of students at level 3 or above (2008 - 2011)



* In some cases, CRT numbers may exceed AGR numbers based on late enrolments. Pie chart is based on the number of students who wrote the CRT.

* French Immersion students not included

* Reading score is composite of Information and Poet.

District 3 - Nova Central

School #: 174 St. Peter's Academy

Demand Writing

School

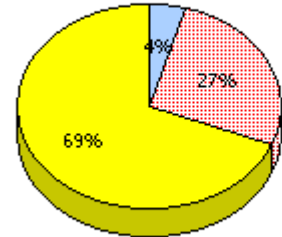
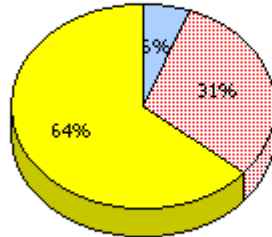
District

Province

School data with 5 or fewer students withheld for reasons of confidentiality.

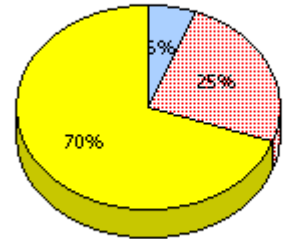
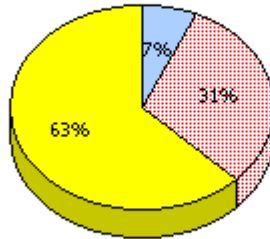
2011

Apr 30, 2011 (3)



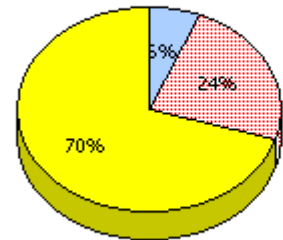
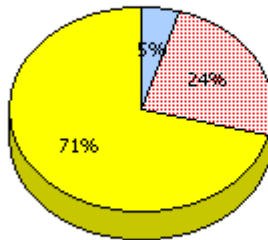
2010

AGR (2)



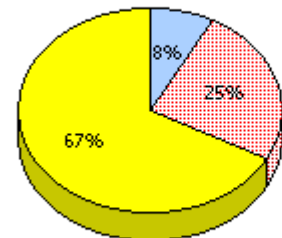
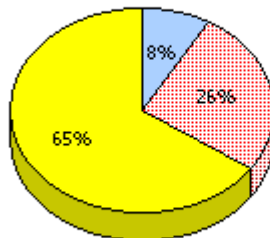
2009

AGR (2)



2008

AGR (4)



Unknown

Not Yet Meeting (1 or 2)

Meeting or Exceeding (3,4,5)

* In some cases, CRT numbers may exceed AGR numbers based on late enrolments. Pie chart is based on the number of students who wrote the CRT.

* French Immersion students not included

* Reading score is composite of Information and Poet.

District 3 - Nova Central

School #: 174 St. Peter's Academy

Reading

School

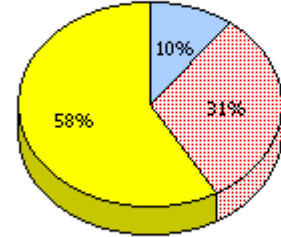
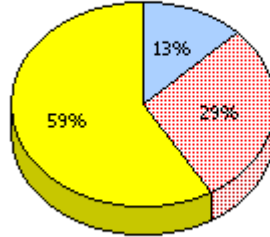
District

Province

School data with 5 or fewer students withheld for reasons of confidentiality.

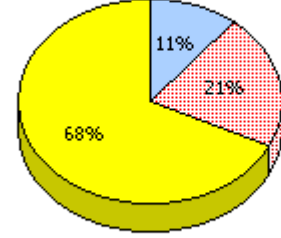
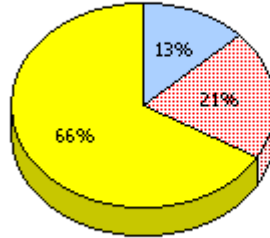
2011

Apr 30, 2011 (3)



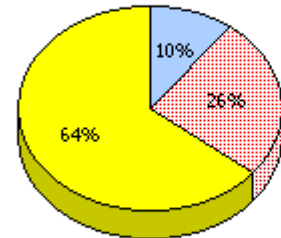
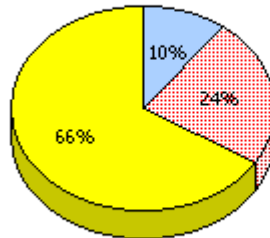
2010

AGR (2)



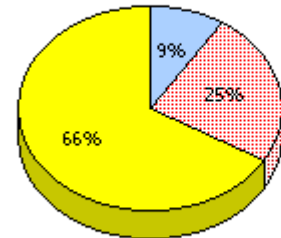
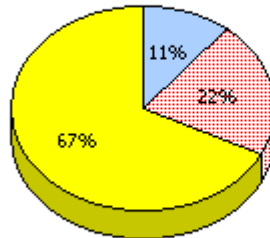
2009

AGR (2)



2008

AGR (4)



Unknown



Not Yet Meeting (1 or 2)



Meeting or Exceeding (3,4,5)

* In some cases, CRT numbers may exceed AGR numbers based on late enrolments. Pie chart is based on the number of students who wrote the CRT.

* French Immersion students not included

* Reading score is composite of Information and Poet.

District 3 - Nova Central

School #: 174 St. Peter's Academy

Demand Writing

Percentage of students at level 3 or above (2008 - 2011)

School data with 5 or fewer students withheld for reasons of confidentiality.

 School  District  Province

Reading

Percentage of students at level 3 or above (2008 - 2011)

School data with 5 or fewer students withheld for reasons of confidentiality.

 School  District  Province

* In some cases, CRT numbers may exceed AGR numbers based on late enrolments. Pie chart is based on the number of students who wrote the CRT.

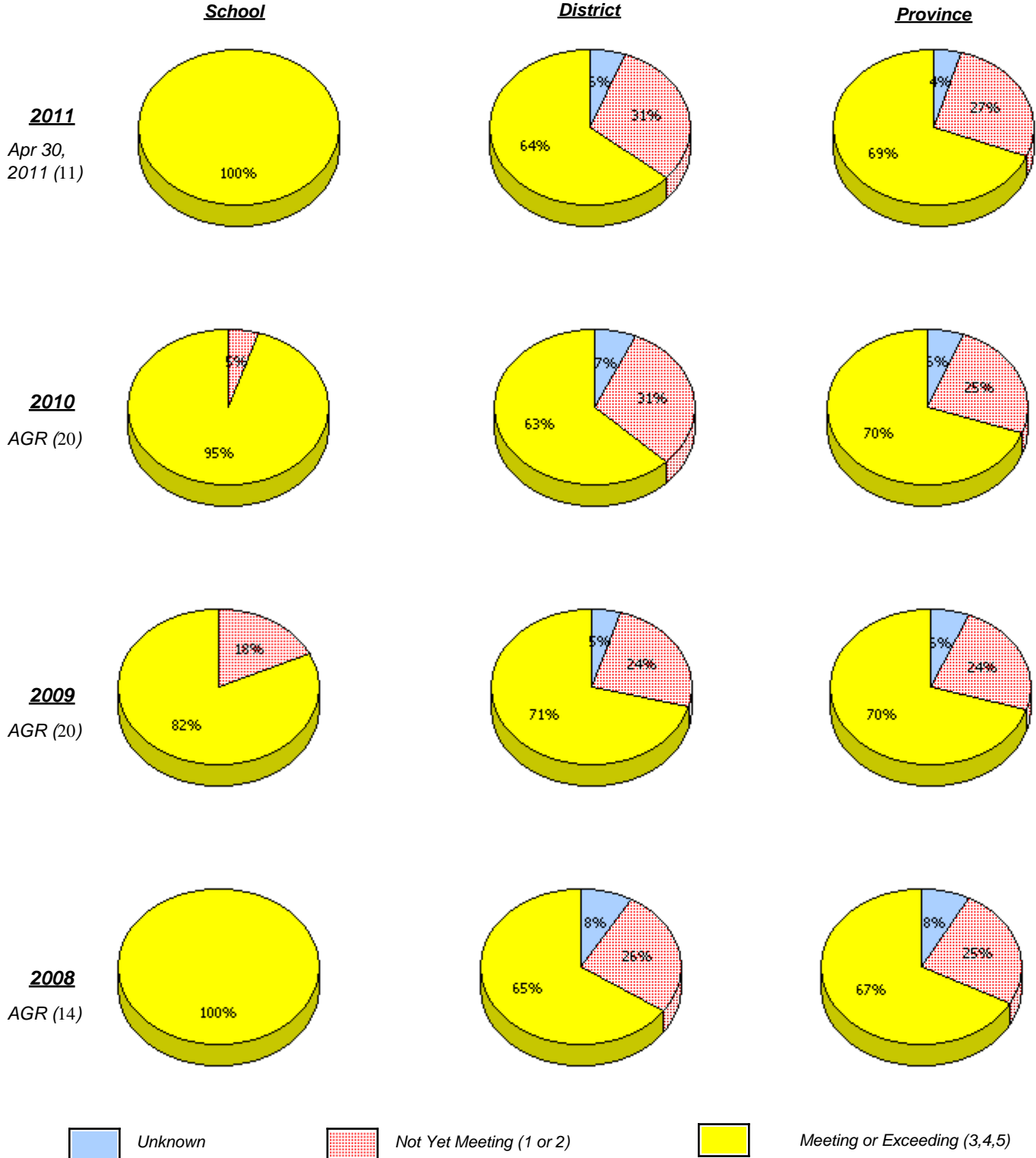
* French Immersion students not included

* Reading score is composite of Information and Poet.

District 3 - Nova Central

School #: 177 Greenwood Academy

Demand Writing



* In some cases, CRT numbers may exceed AGR numbers based on late enrolments. Pie chart is based on the number of students who wrote the CRT.

* French Immersion students not included

* Reading score is composite of Information and Poet.

District 3 - Nova Central

School #: 177 Greenwood Academy

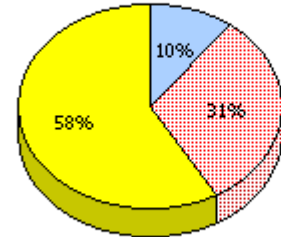
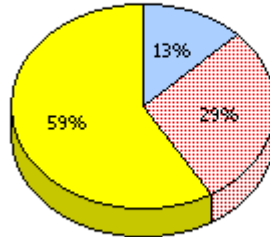
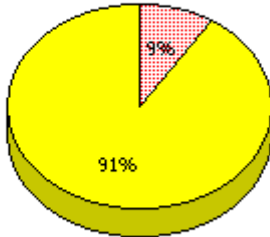
Reading

School

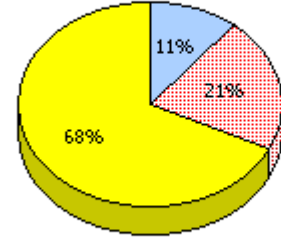
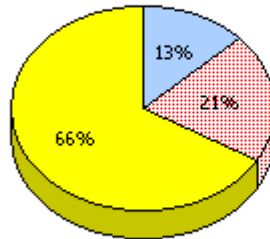
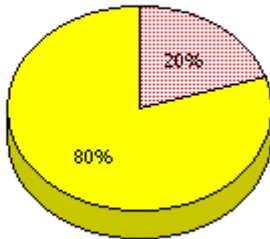
District

Province

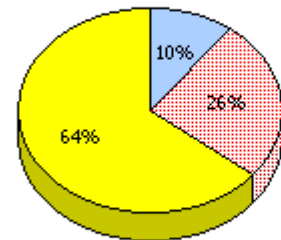
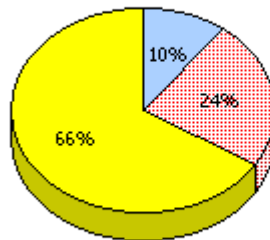
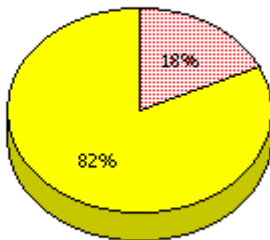
2011
Apr 30,
2011 (11)



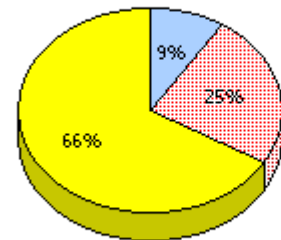
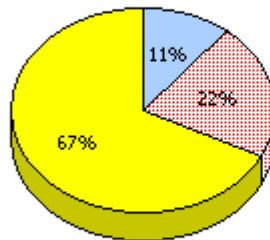
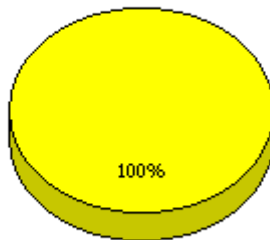
2010
AGR (20)



2009
AGR (20)



2008
AGR (14)



Unknown
 Not Yet Meeting (1 or 2)
 Meeting or Exceeding (3,4,5)

* In some cases, CRT numbers may exceed AGR numbers based on late enrolments. Pie chart is based on the number of students who wrote the CRT.

* French Immersion students not included

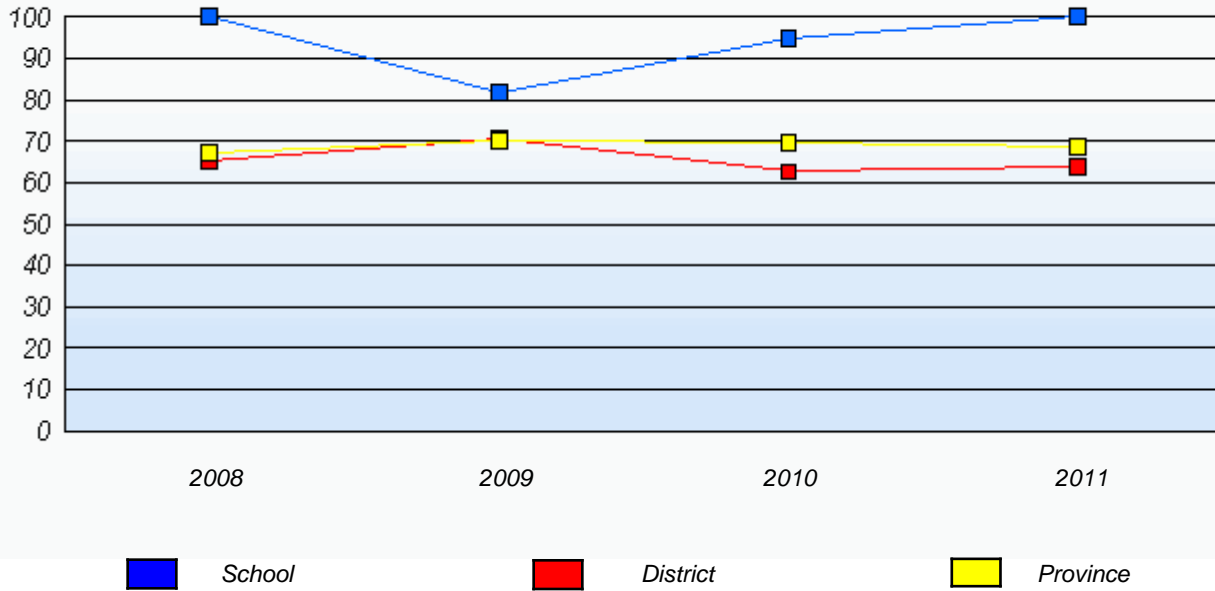
* Reading score is composite of Information and Poet.

District 3 - Nova Central

School #: 177 Greenwood Academy

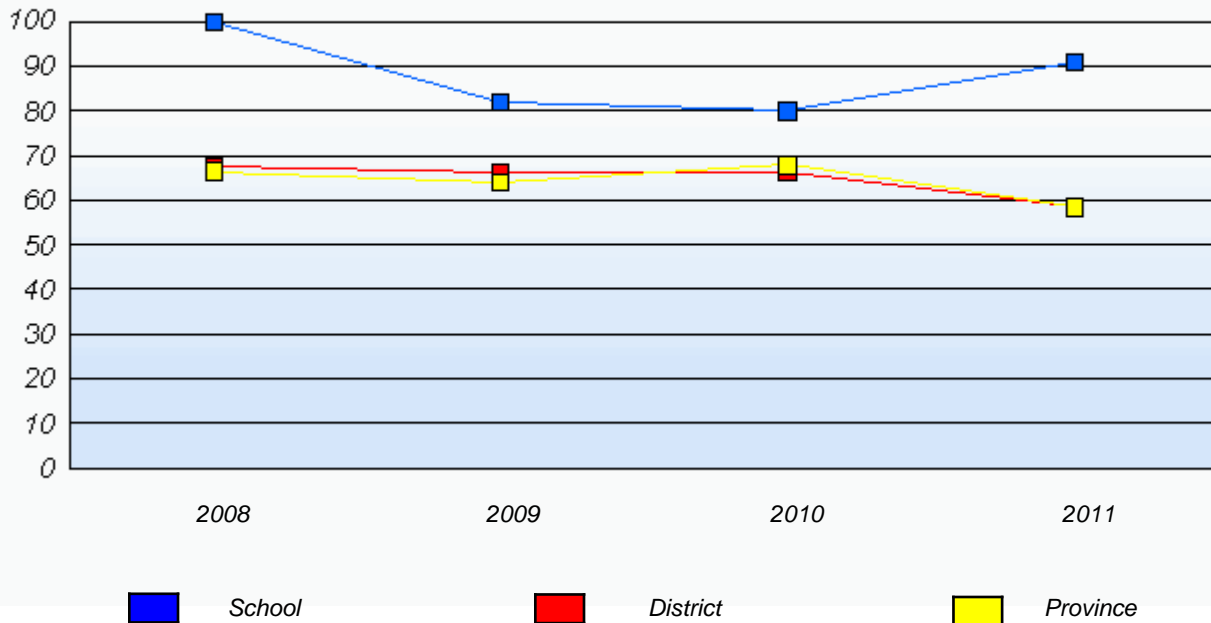
Demand Writing

Percentage of students at level 3 or above (2008 - 2011)



Reading

Percentage of students at level 3 or above (2008 - 2011)



* In some cases, CRT numbers may exceed AGR numbers based on late enrolments. Pie chart is based on the number of students who wrote the CRT.

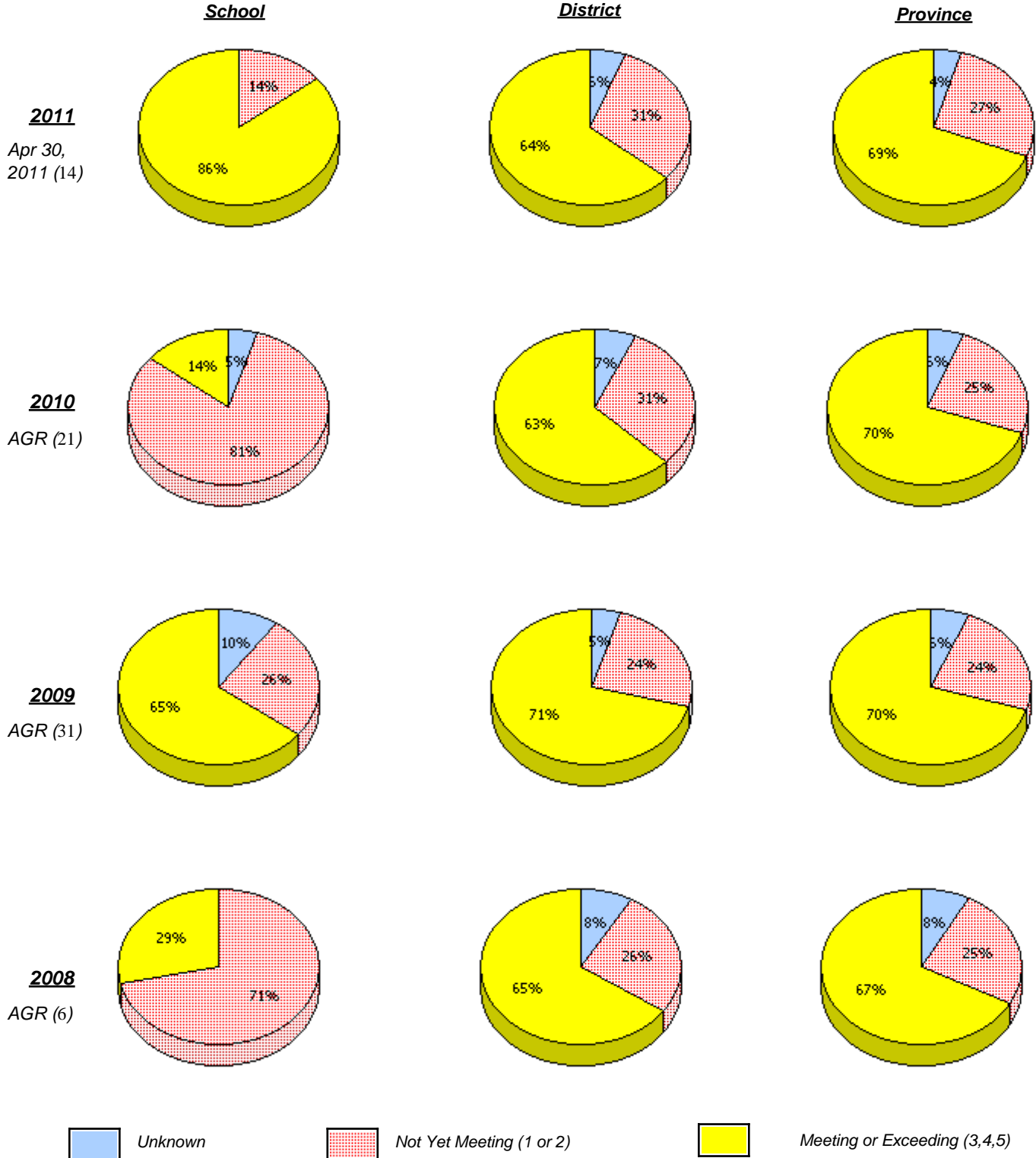
* French Immersion students not included

* Reading score is composite of Information and Poet.

District 3 - Nova Central

School #: 178 Phoenix Academy

Demand Writing



* In some cases, CRT numbers may exceed AGR numbers based on late enrolments. Pie chart is based on the number of students who wrote the CRT.

* French Immersion students not included

* Reading score is composite of Information and Poet.

District 3 - Nova Central

School #: 178 Phoenix Academy

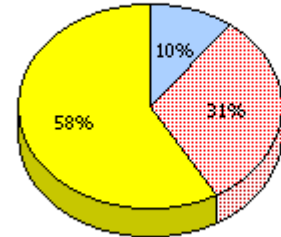
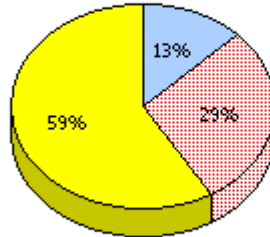
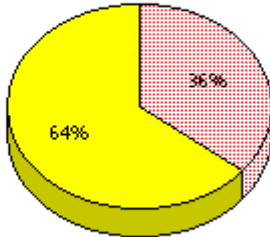
Reading

School

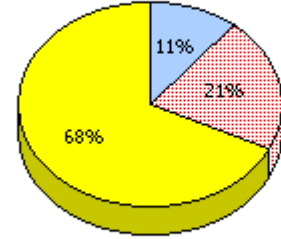
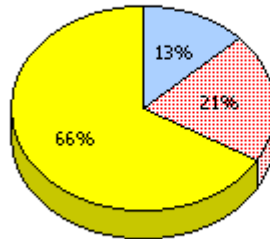
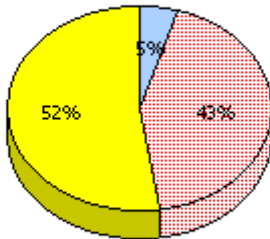
District

Province

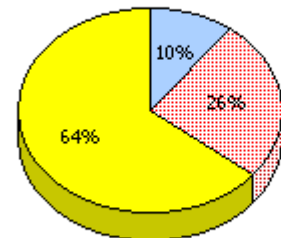
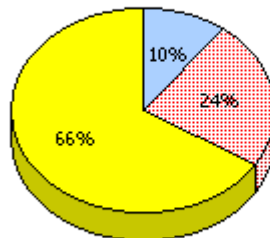
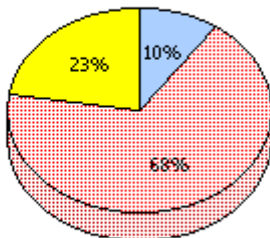
2011
Apr 30,
2011 (14)



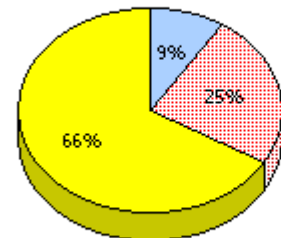
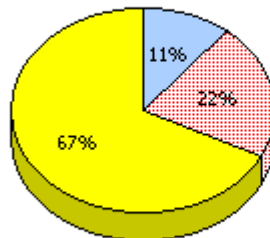
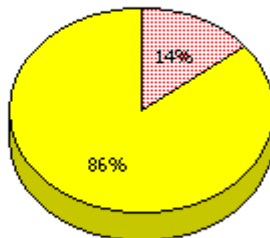
2010
AGR (21)



2009
AGR (31)



2008
AGR (6)



Unknown
 Not Yet Meeting (1 or 2)
 Meeting or Exceeding (3,4,5)

* In some cases, CRT numbers may exceed AGR numbers based on late enrolments. Pie chart is based on the number of students who wrote the CRT.

* French Immersion students not included

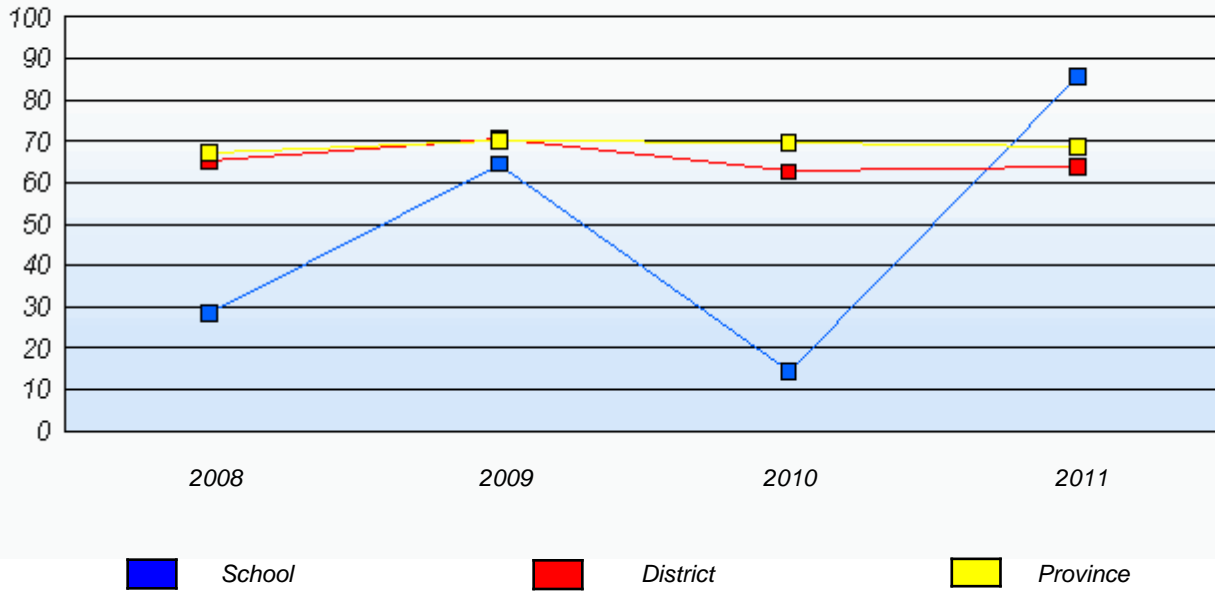
* Reading score is composite of Information and Poet.

District 3 - Nova Central

School #: 178 Phoenix Academy

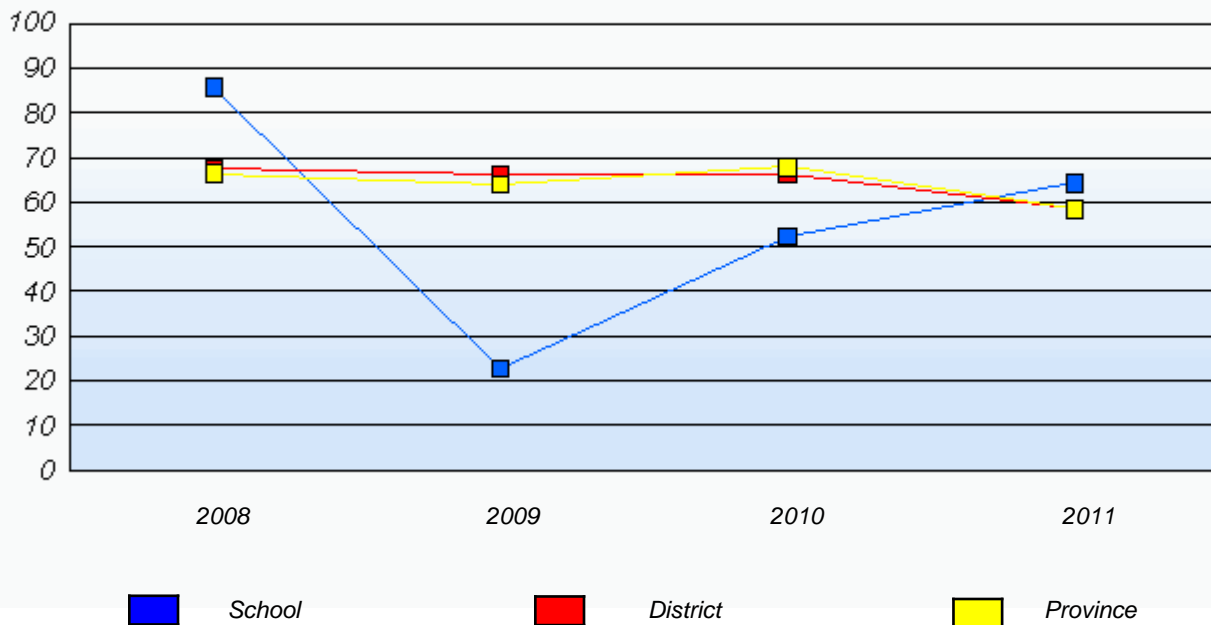
Demand Writing

Percentage of students at level 3 or above (2008 - 2011)



Reading

Percentage of students at level 3 or above (2008 - 2011)



* In some cases, CRT numbers may exceed AGR numbers based on late enrolments. Pie chart is based on the number of students who wrote the CRT.

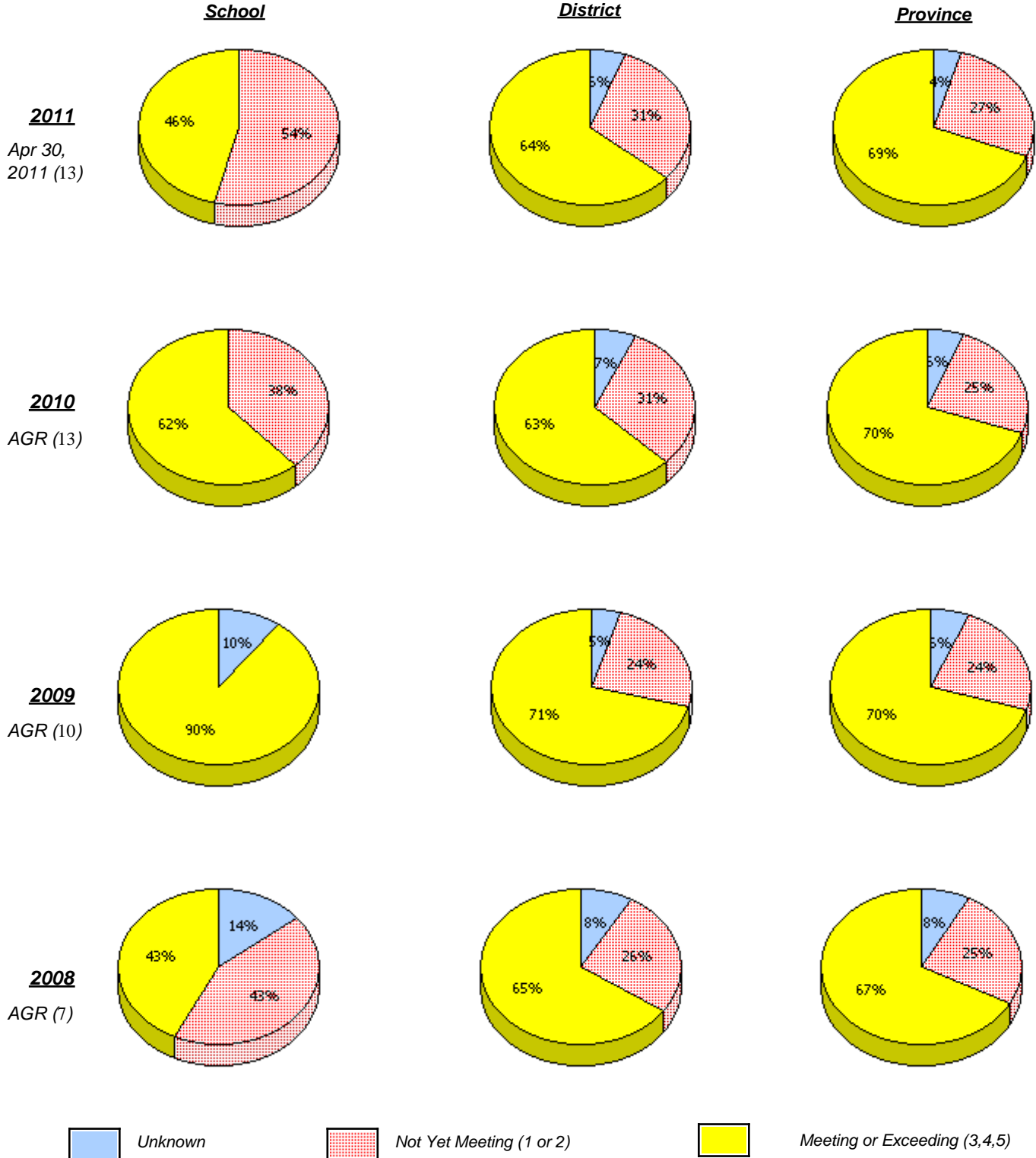
* French Immersion students not included

* Reading score is composite of Information and Poet.

District 3 - Nova Central

School #: 179 Centreville Academy

Demand Writing



* In some cases, CRT numbers may exceed AGR numbers based on late enrolments. Pie chart is based on the number of students who wrote the CRT.

* French Immersion students not included

* Reading score is composite of Information and Poet.

District 3 - Nova Central

School #: 179 Centreville Academy

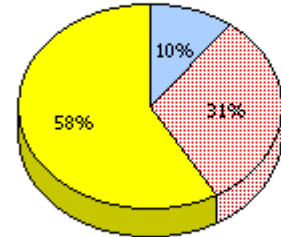
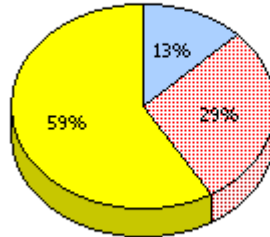
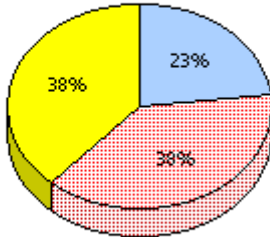
Reading

School

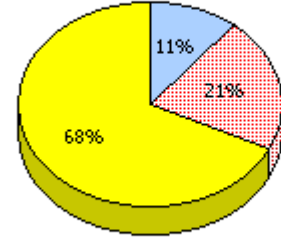
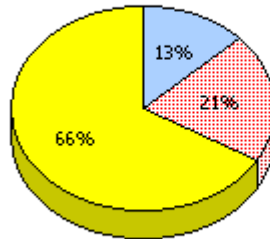
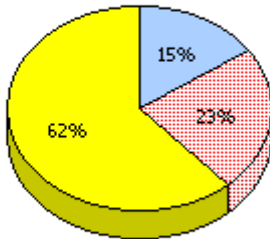
District

Province

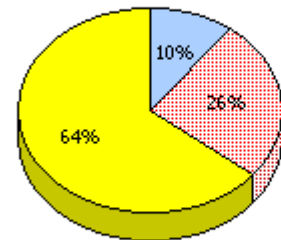
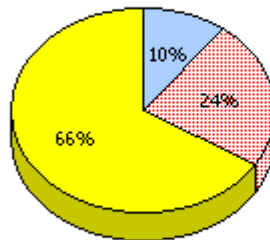
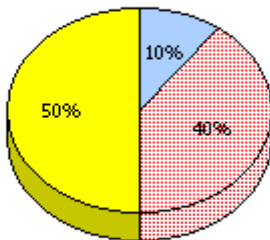
2011
Apr 30,
2011 (13)



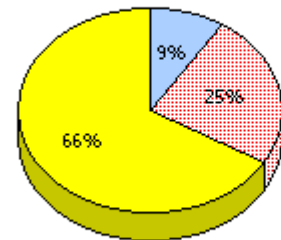
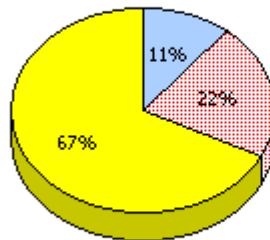
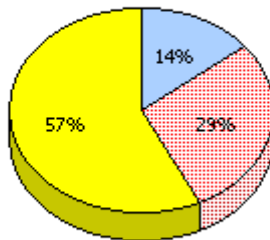
2010
AGR (13)



2009
AGR (10)



2008
AGR (7)



Unknown
 Not Yet Meeting (1 or 2)
 Meeting or Exceeding (3,4,5)

* In some cases, CRT numbers may exceed AGR numbers based on late enrolments. Pie chart is based on the number of students who wrote the CRT.

* French Immersion students not included

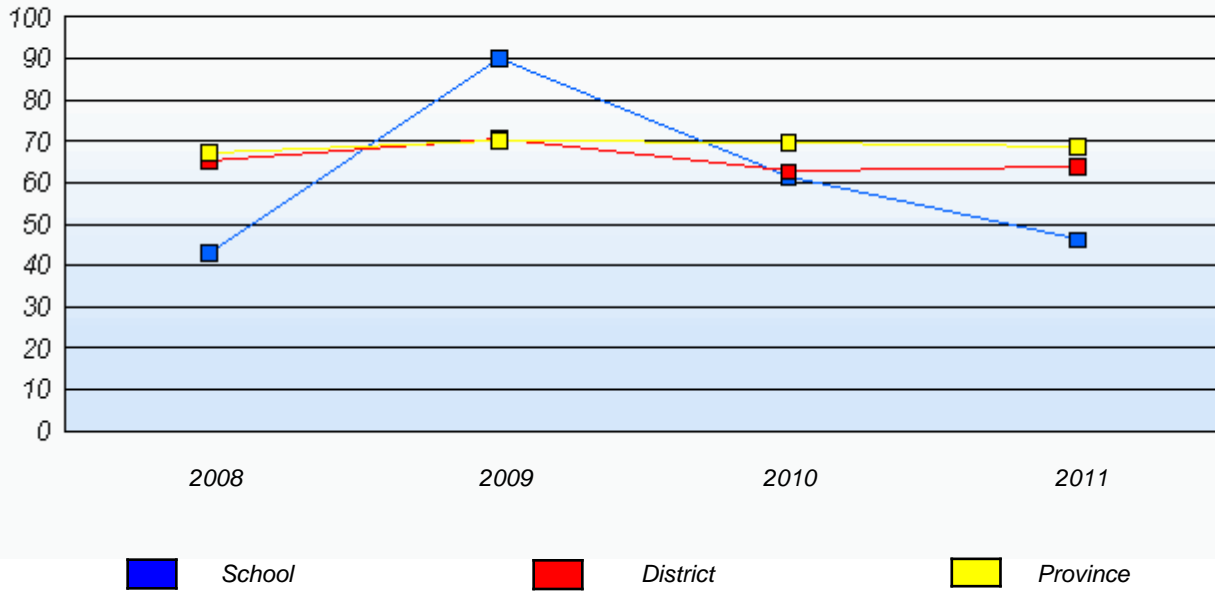
* Reading score is composite of Information and Poet.

District 3 - Nova Central

School #: 179 Centreville Academy

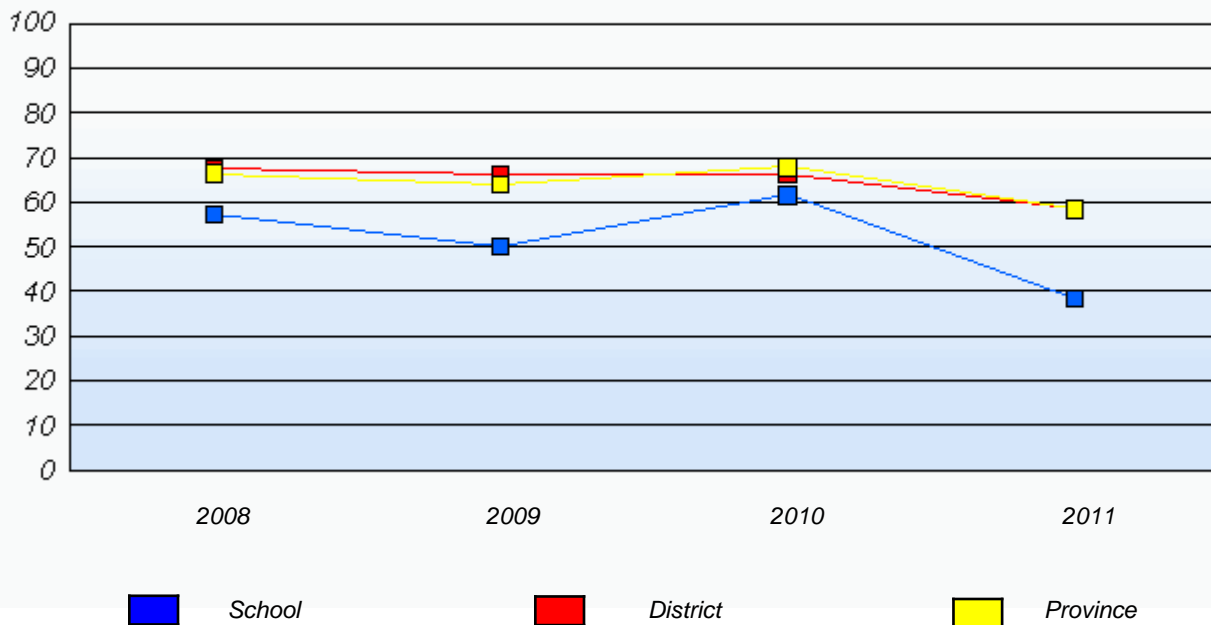
Demand Writing

Percentage of students at level 3 or above (2008 - 2011)



Reading

Percentage of students at level 3 or above (2008 - 2011)



* In some cases, CRT numbers may exceed AGR numbers based on late enrolments. Pie chart is based on the number of students who wrote the CRT.

* French Immersion students not included

* Reading score is composite of Information and Poet.

District 3 - Nova Central

School #: 180 A. R. Scammell Academy

Demand Writing

School

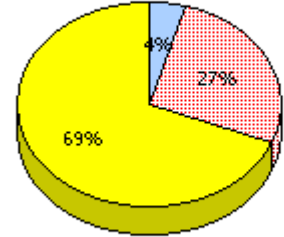
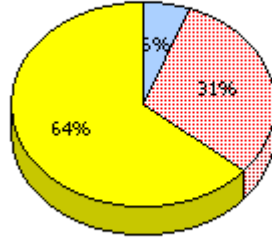
School data with 5 or fewer students withheld for reasons of confidentiality.

District

Province

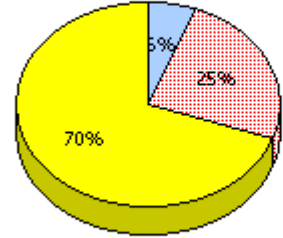
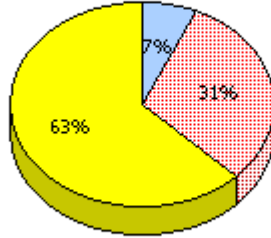
2011

Apr 30,
2011 (2)



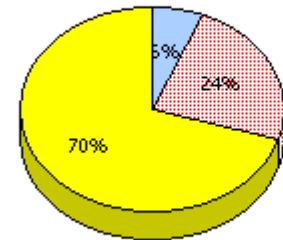
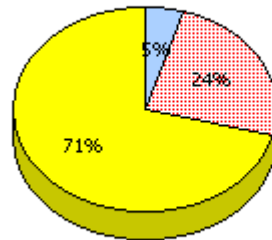
2010

AGR (1)



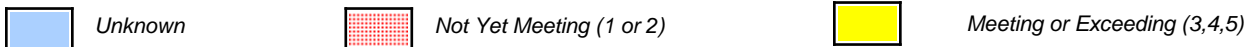
2009

AGR (2)



2008

AGR (0)



* In some cases, CRT numbers may exceed AGR numbers based on late enrolments. Pie chart is based on the number of students who wrote the CRT.

* French Immersion students not included

* Reading score is composite of Information and Poet.

District 3 - Nova Central

School #: 180 A. R. Scammell Academy

Reading

School

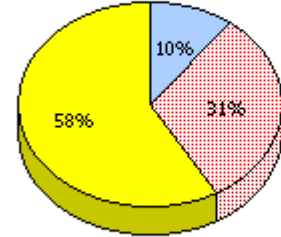
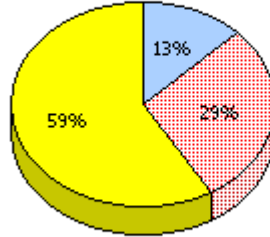
District

Province

School data with 5 or fewer students withheld for reasons of confidentiality.

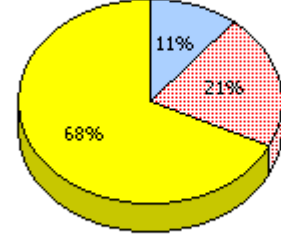
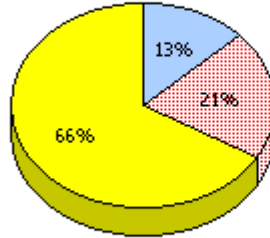
2011

Apr 30, 2011 (2)



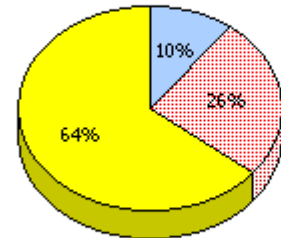
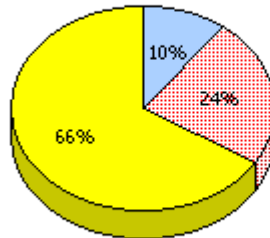
2010

AGR (1)



2009

AGR (2)



2008

AGR (0)



Unknown



Not Yet Meeting (1 or 2)



Meeting or Exceeding (3,4,5)

* In some cases, CRT numbers may exceed AGR numbers based on late enrolments. Pie chart is based on the number of students who wrote the CRT.

* French Immersion students not included

* Reading score is composite of Information and Poet.

District 3 - Nova Central

School #: 180 A. R. Scammell Academy

Demand Writing

Percentage of students at level 3 or above (2008 - 2011)

School data with 5 or fewer students withheld for reasons of confidentiality.

 School  District  Province

Reading

Percentage of students at level 3 or above (2008 - 2011)

School data with 5 or fewer students withheld for reasons of confidentiality.

 School  District  Province

* In some cases, CRT numbers may exceed AGR numbers based on late enrolments. Pie chart is based on the number of students who wrote the CRT.

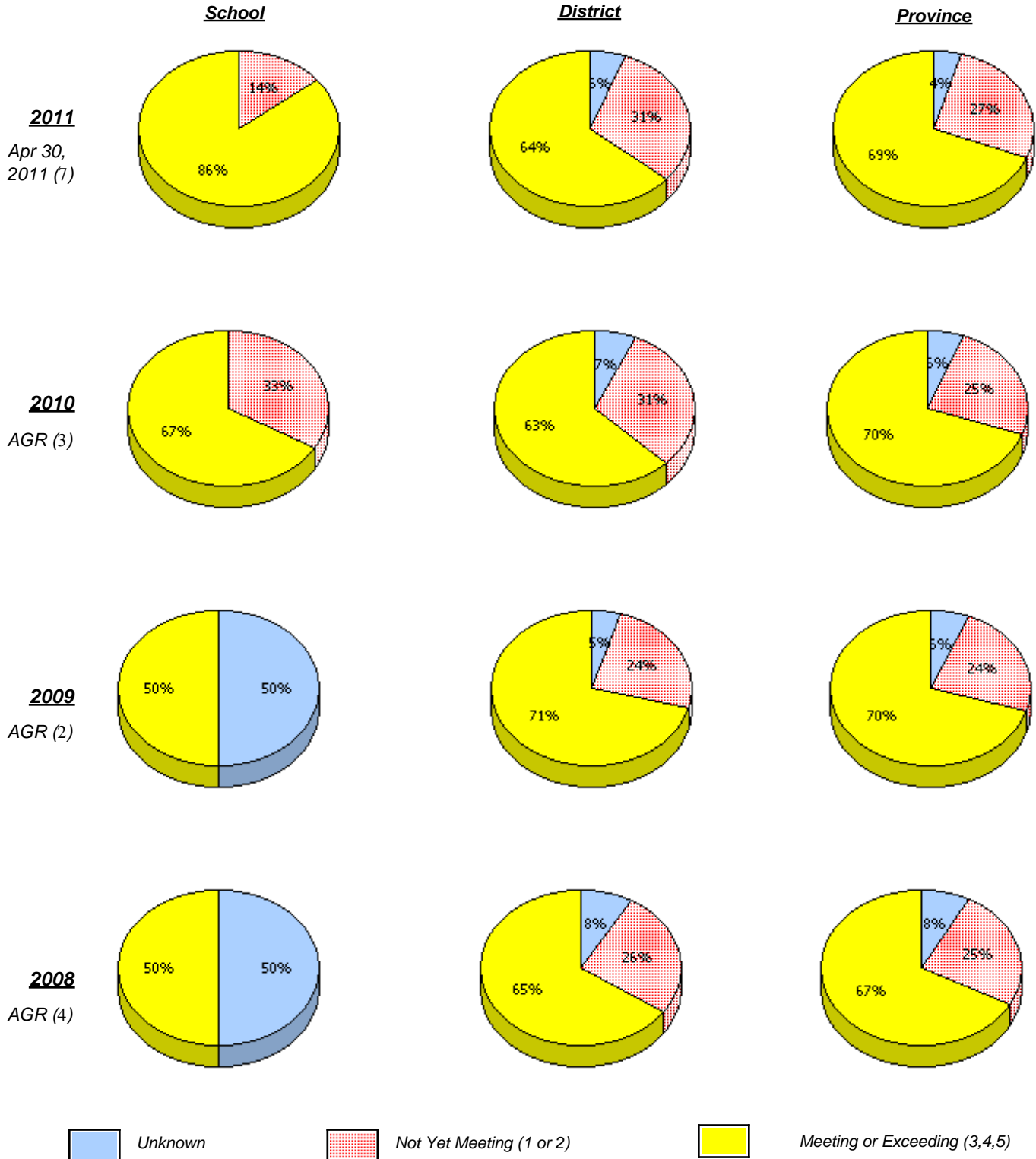
* French Immersion students not included

* Reading score is composite of Information and Poet.

District 3 - Nova Central

School #: 182 Charlottetown Primary

Demand Writing



* In some cases, CRT numbers may exceed AGR numbers based on late enrolments. Pie chart is based on the number of students who wrote the CRT.

* French Immersion students not included

* Reading score is composite of Information and Poet.

District 3 - Nova Central

School #: 182 Charlottetown Primary

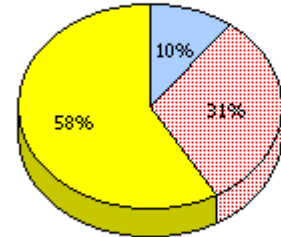
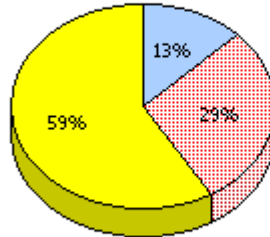
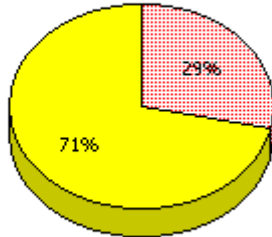
Reading

School

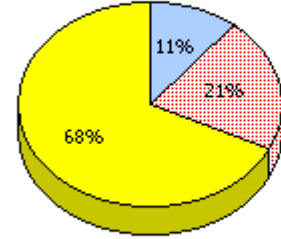
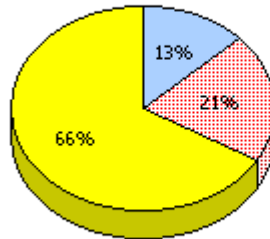
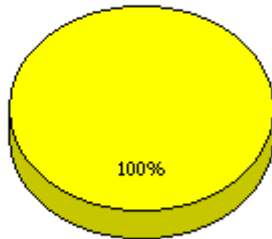
District

Province

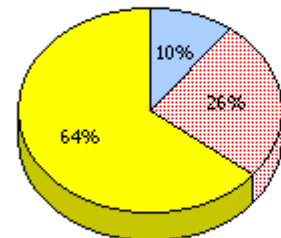
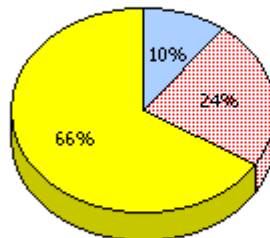
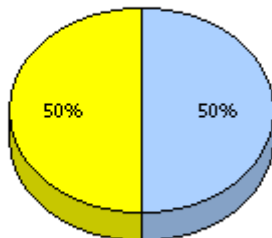
2011
Apr 30,
2011 (7)



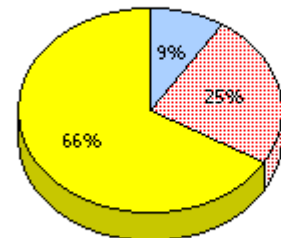
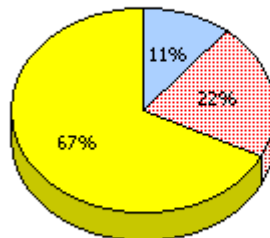
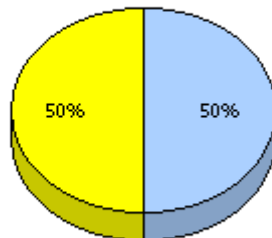
2010
AGR (3)



2009
AGR (2)



2008
AGR (4)



Unknown
 Not Yet Meeting (1 or 2)
 Meeting or Exceeding (3,4,5)

* In some cases, CRT numbers may exceed AGR numbers based on late enrolments. Pie chart is based on the number of students who wrote the CRT.

* French Immersion students not included

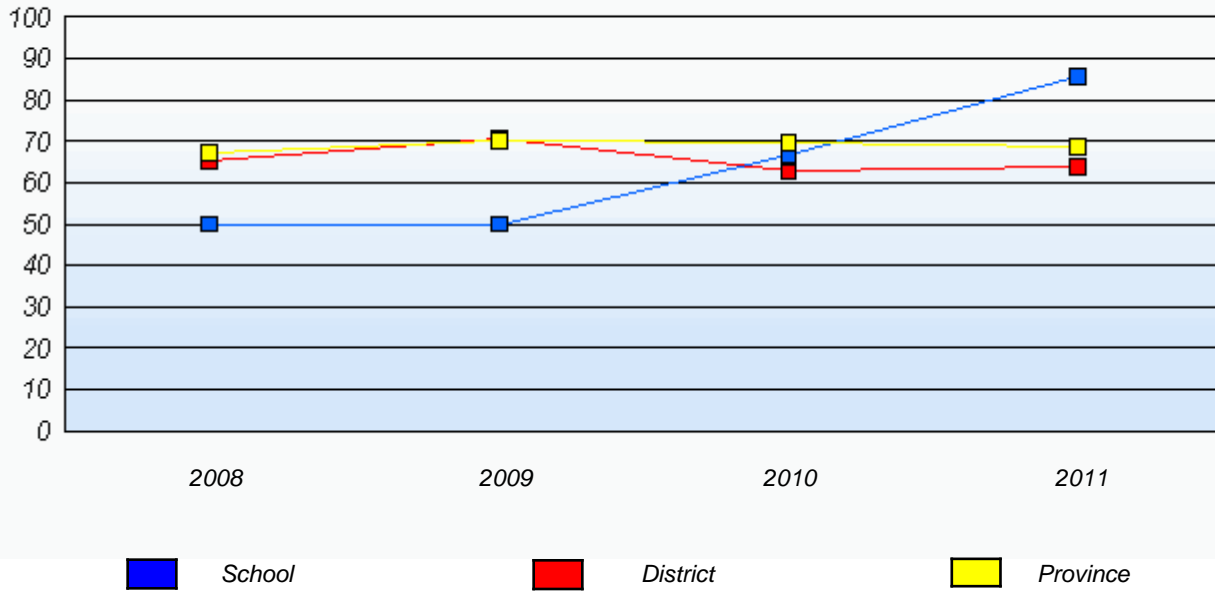
* Reading score is composite of Information and Poet.

District 3 - Nova Central

School #: 182 Charlottetown Primary

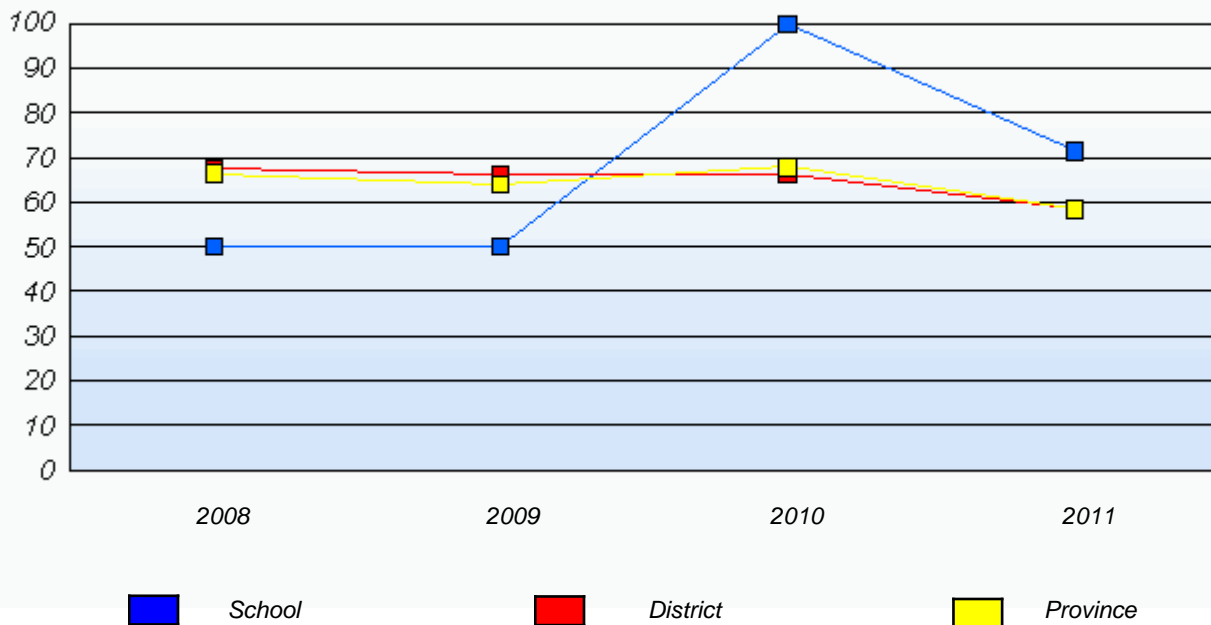
Demand Writing

Percentage of students at level 3 or above (2008 - 2011)



Reading

Percentage of students at level 3 or above (2008 - 2011)



* In some cases, CRT numbers may exceed AGR numbers based on late enrolments. Pie chart is based on the number of students who wrote the CRT.

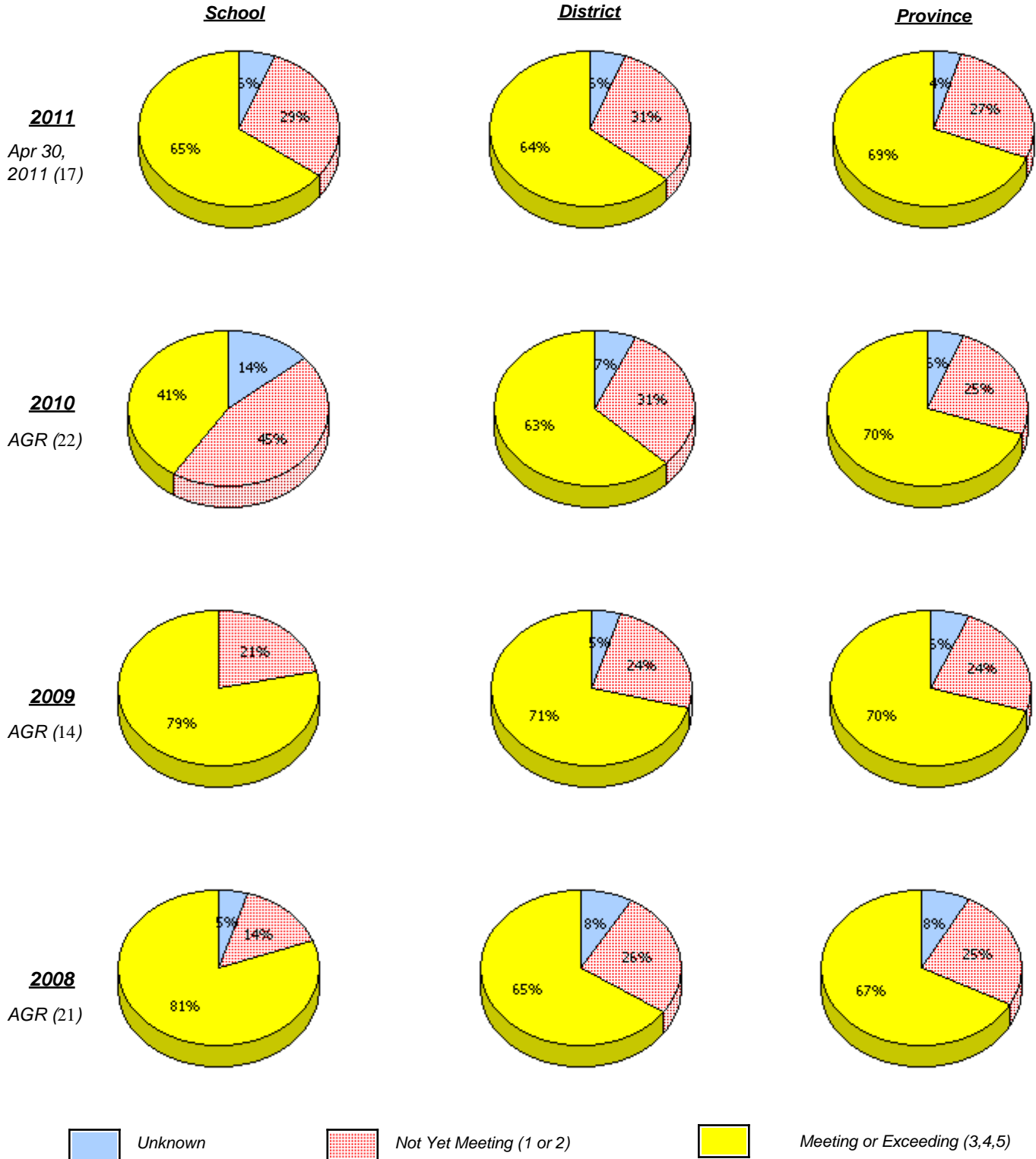
* French Immersion students not included

* Reading score is composite of Information and Poet.

District 3 - Nova Central

School #: 183 William Mercer Academy

Demand Writing



* In some cases, CRT numbers may exceed AGR numbers based on late enrolments. Pie chart is based on the number of students who wrote the CRT.

* French Immersion students not included

* Reading score is composite of Information and Poet.

District 3 - Nova Central

School #: 183 William Mercer Academy

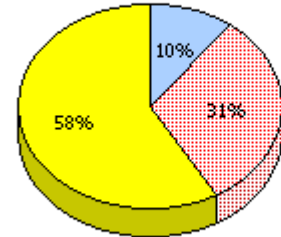
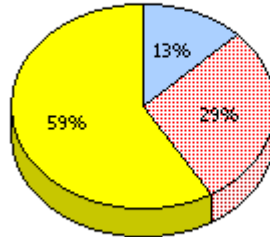
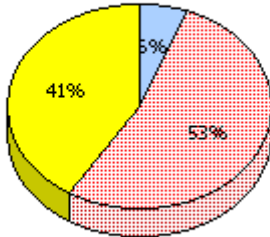
Reading

School

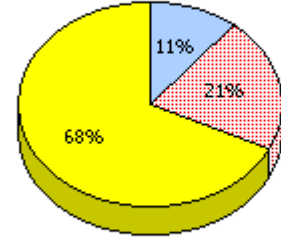
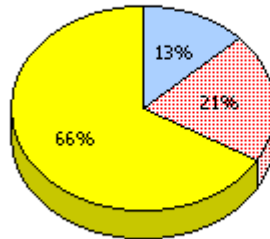
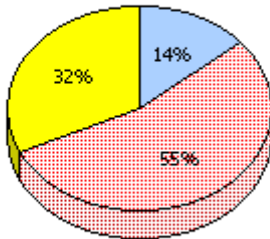
District

Province

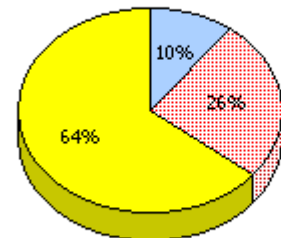
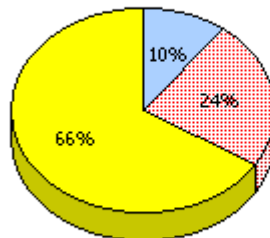
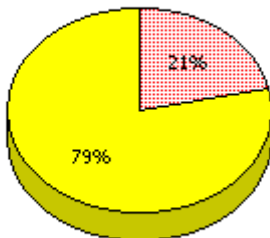
2011
Apr 30,
2011 (17)



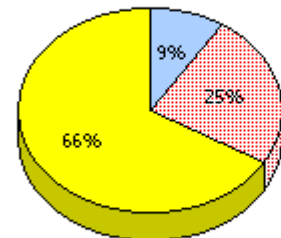
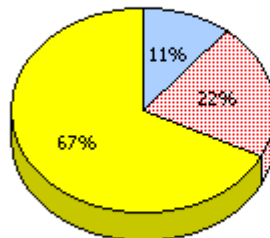
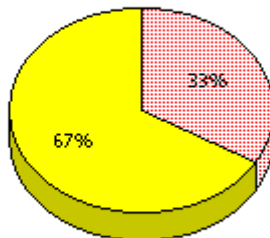
2010
AGR (22)



2009
AGR (14)



2008
AGR (21)



Unknown
 Not Yet Meeting (1 or 2)
 Meeting or Exceeding (3,4,5)

* In some cases, CRT numbers may exceed AGR numbers based on late enrolments. Pie chart is based on the number of students who wrote the CRT.

* French Immersion students not included

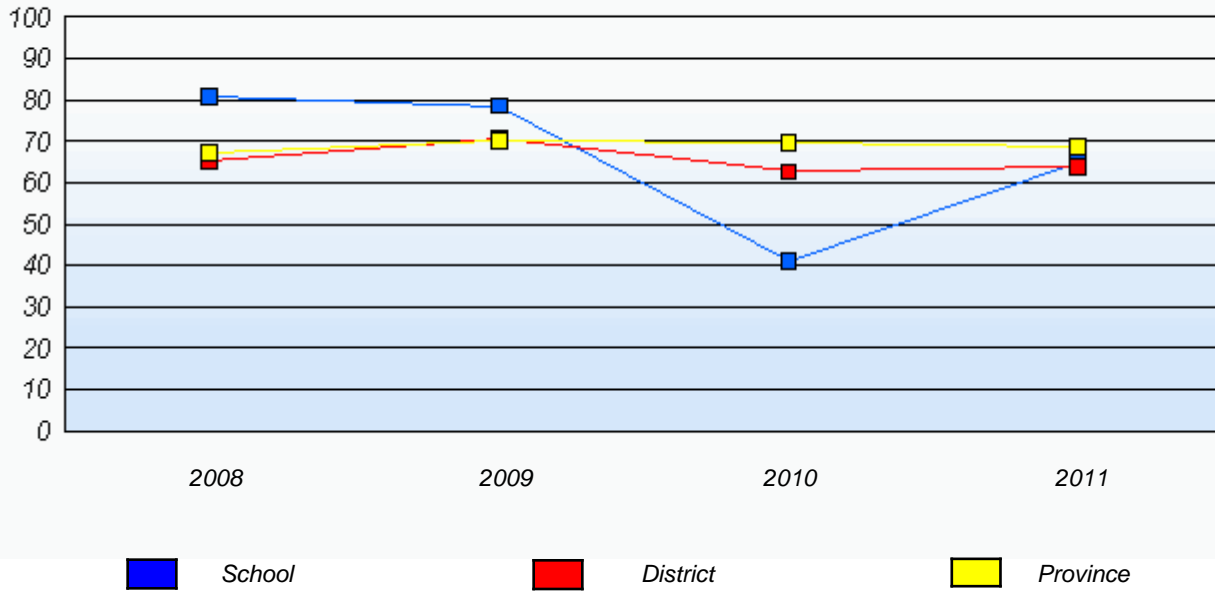
* Reading score is composite of Information and Poet.

District 3 - Nova Central

School #: 183 William Mercer Academy

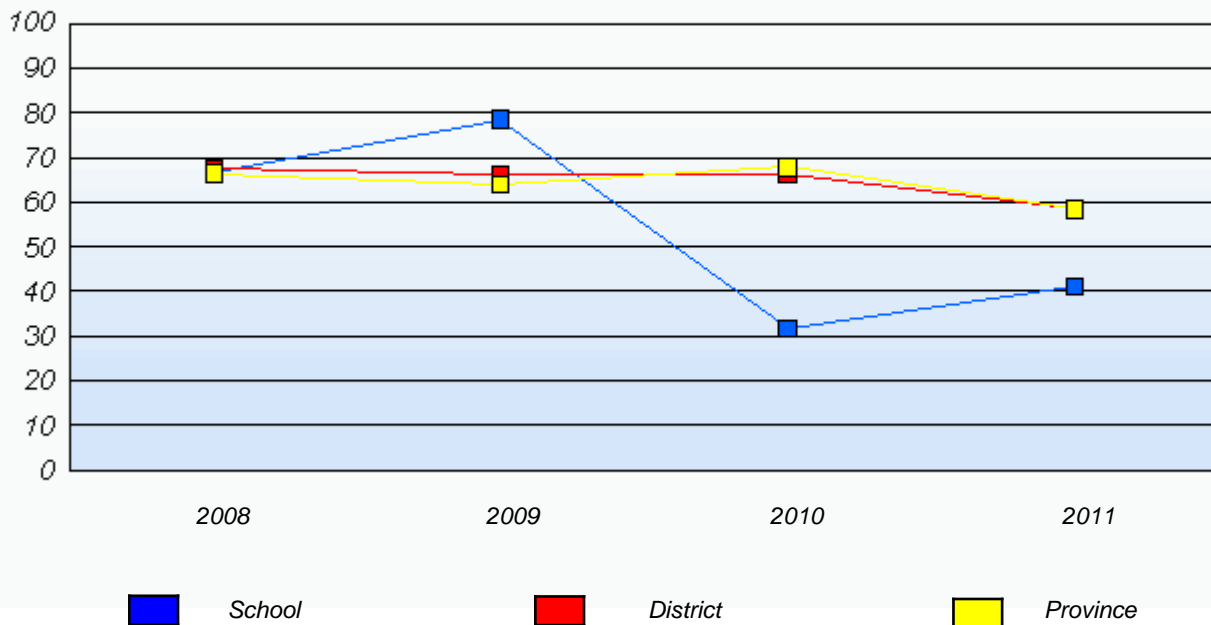
Demand Writing

Percentage of students at level 3 or above (2008 - 2011)



Reading

Percentage of students at level 3 or above (2008 - 2011)



* In some cases, CRT numbers may exceed AGR numbers based on late enrolments. Pie chart is based on the number of students who wrote the CRT.

* French Immersion students not included

* Reading score is composite of Information and Poet.

District 3 - Nova Central

School #: 186 Heritage Academy

Demand Writing

School

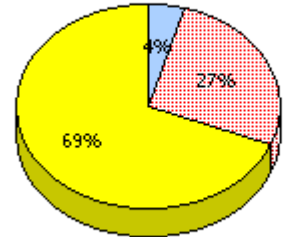
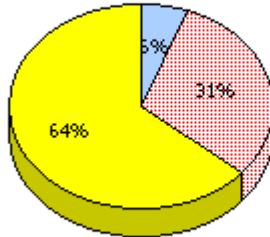
School data with 5 or fewer students withheld for reasons of confidentiality.

District

Province

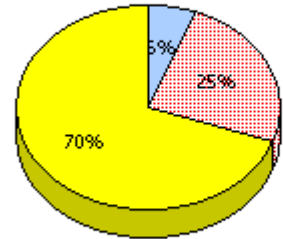
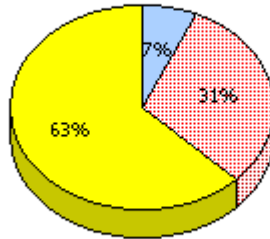
2011

Apr 30, 2011 (1)



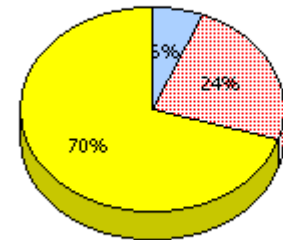
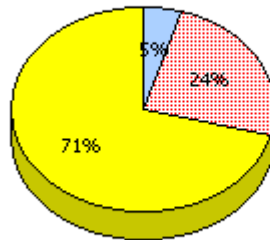
2010

AGR (3)



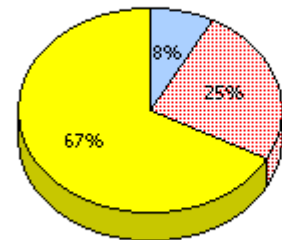
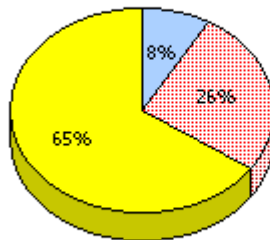
2009

AGR (4)



2008

AGR (3)



Unknown

Not Yet Meeting (1 or 2)

Meeting or Exceeding (3,4,5)

* In some cases, CRT numbers may exceed AGR numbers based on late enrolments. Pie chart is based on the number of students who wrote the CRT.

* French Immersion students not included

* Reading score is composite of Information and Poet.

District 3 - Nova Central

School #: 186 Heritage Academy

Reading

School

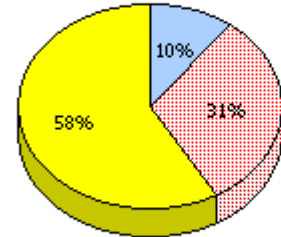
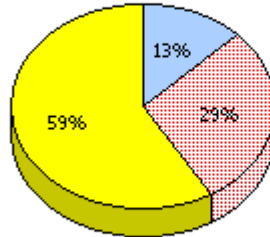
District

Province

School data with 5 or fewer students withheld for reasons of confidentiality.

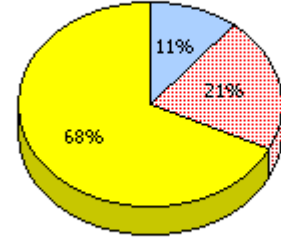
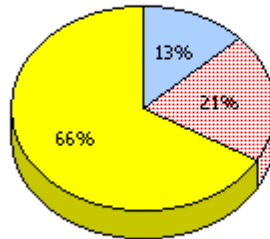
2011

Apr 30, 2011 (1)



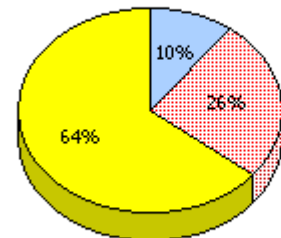
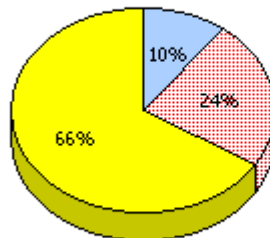
2010

AGR (3)



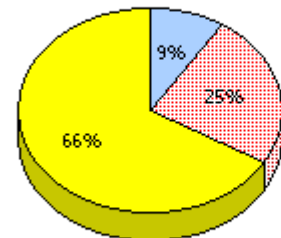
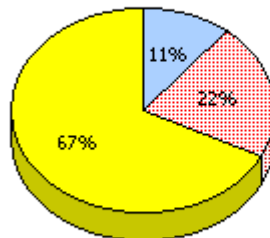
2009

AGR (4)



2008

AGR (3)



Unknown
 Not Yet Meeting (1 or 2)
 Meeting or Exceeding (3,4,5)

* In some cases, CRT numbers may exceed AGR numbers based on late enrolments. Pie chart is based on the number of students who wrote the CRT.

* French Immersion students not included

* Reading score is composite of Information and Poet.

District 3 - Nova Central

School #: 186 Heritage Academy

Demand Writing

Percentage of students at level 3 or above (2008 - 2011)

School data with 5 or fewer students withheld for reasons of confidentiality.

 School  District  Province

Reading

Percentage of students at level 3 or above (2008 - 2011)

School data with 5 or fewer students withheld for reasons of confidentiality.

 School  District  Province

* In some cases, CRT numbers may exceed AGR numbers based on late enrolments. Pie chart is based on the number of students who wrote the CRT.

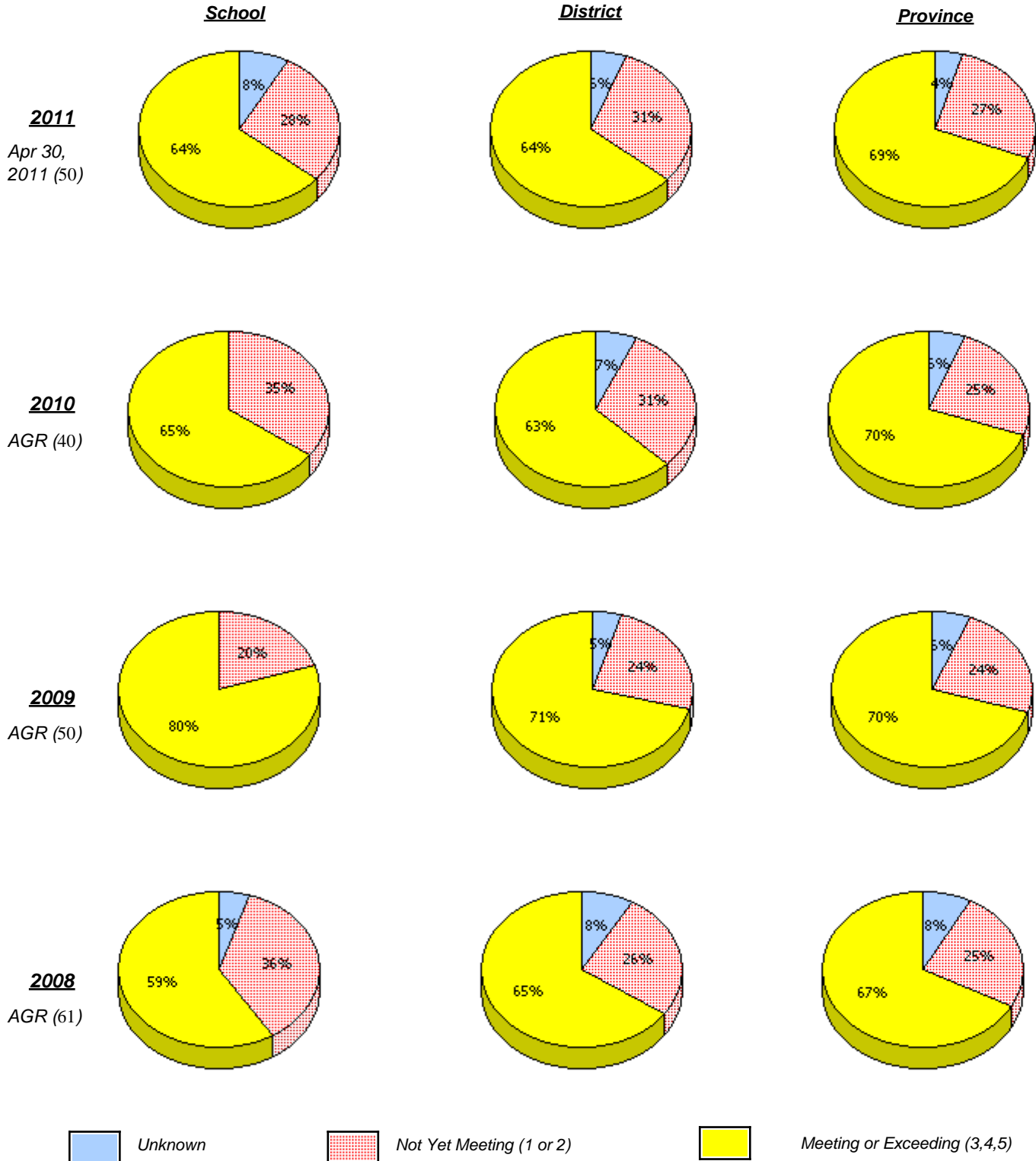
* French Immersion students not included

* Reading score is composite of Information and Poet.

District 3 - Nova Central

School #: 189 Lewisporte Academy

Demand Writing



* In some cases, CRT numbers may exceed AGR numbers based on late enrolments. Pie chart is based on the number of students who wrote the CRT.

* French Immersion students not included

* Reading score is composite of Information and Poet.

District 3 - Nova Central

School #: 189 Lewisporte Academy

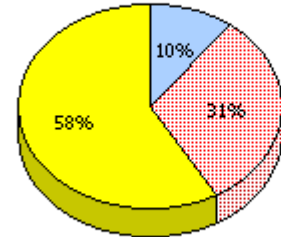
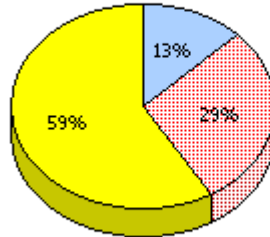
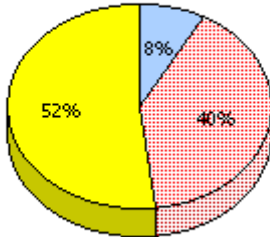
Reading

School

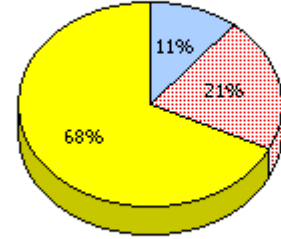
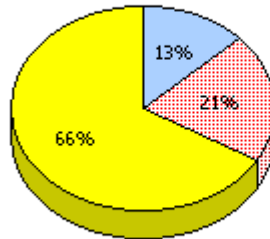
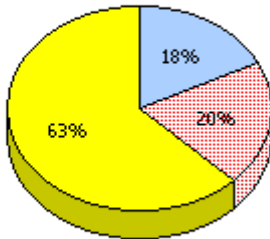
District

Province

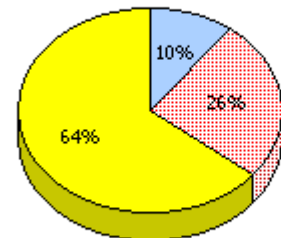
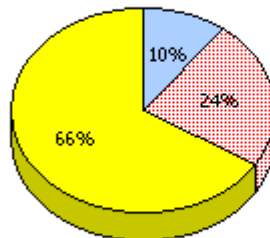
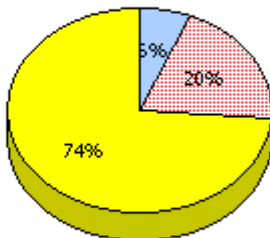
2011
Apr 30,
2011 (50)



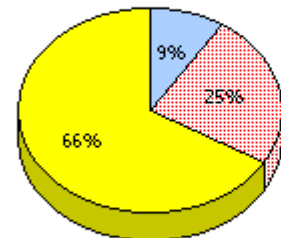
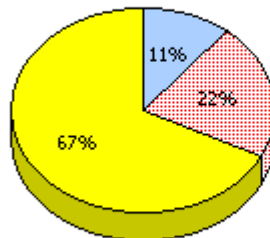
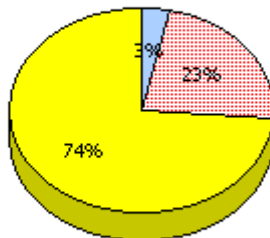
2010
AGR (40)



2009
AGR (50)



2008
AGR (61)



Unknown
 Not Yet Meeting (1 or 2)
 Meeting or Exceeding (3,4,5)

* In some cases, CRT numbers may exceed AGR numbers based on late enrolments. Pie chart is based on the number of students who wrote the CRT.

* French Immersion students not included

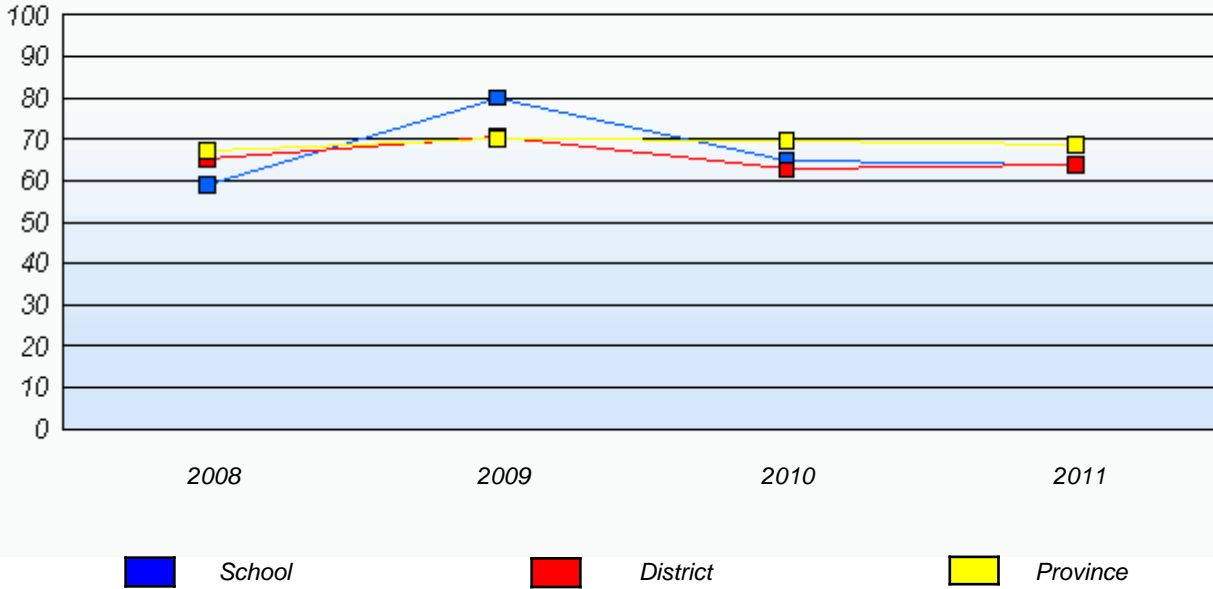
* Reading score is composite of Information and Poet.

District 3 - Nova Central

School #: 189 Lewisporte Academy

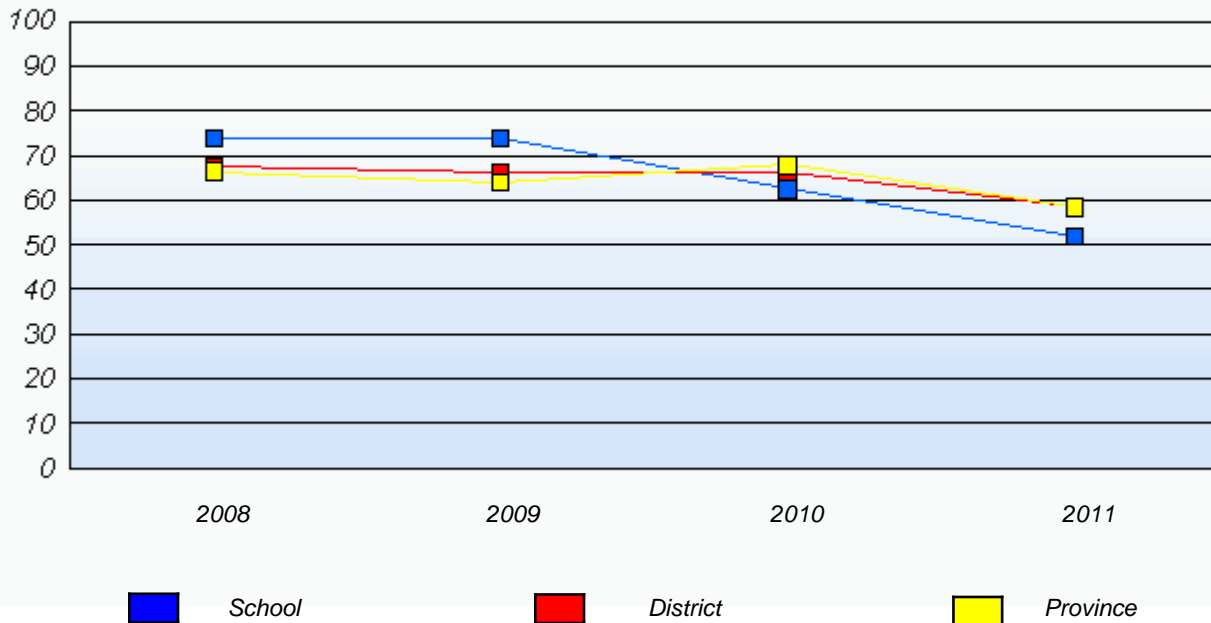
Demand Writing

Percentage of students at level 3 or above (2008 - 2011)



Reading

Percentage of students at level 3 or above (2008 - 2011)



* In some cases, CRT numbers may exceed AGR numbers based on late enrolments. Pie chart is based on the number of students who wrote the CRT.

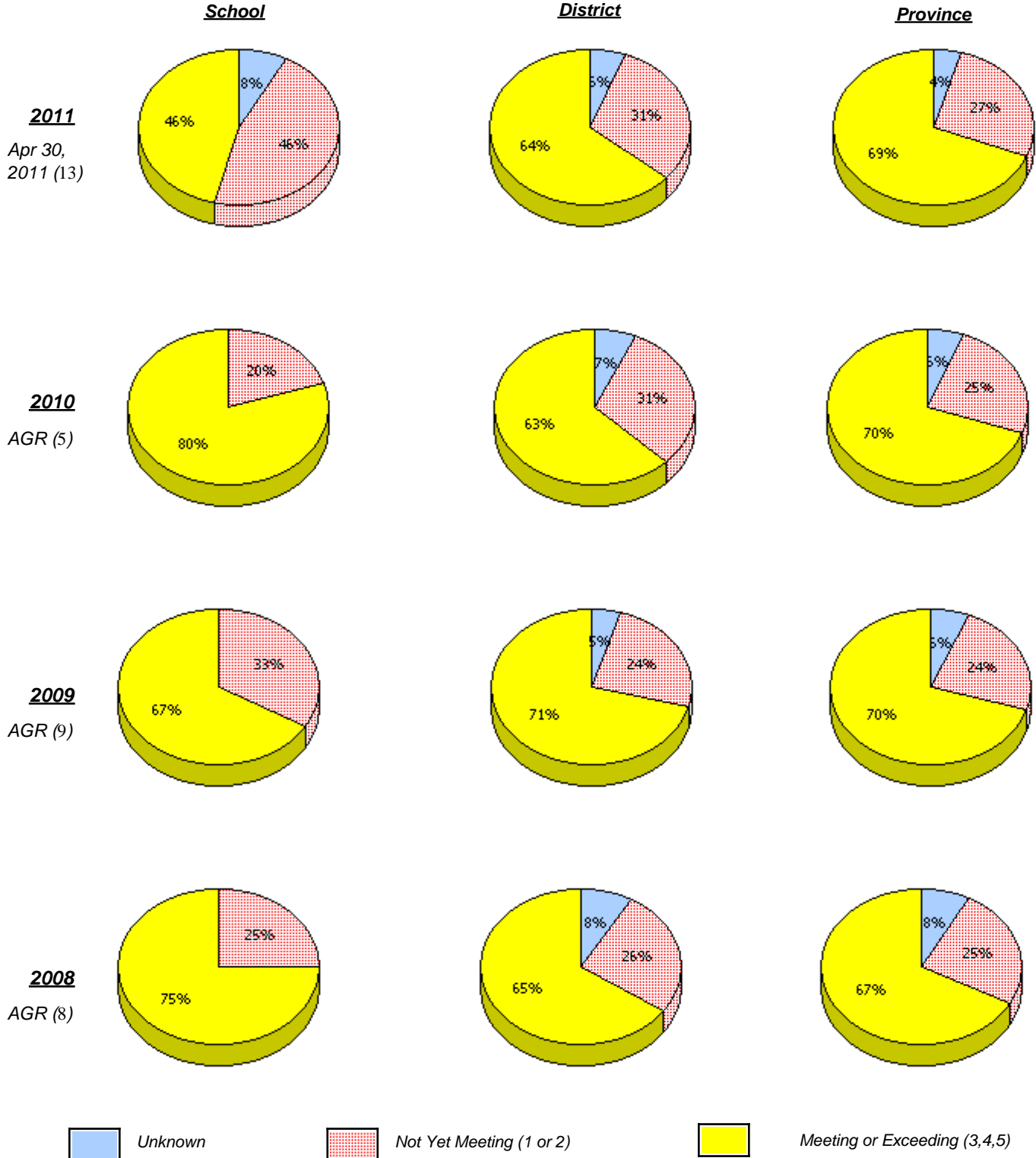
* French Immersion students not included

* Reading score is composite of Information and Poet.

District 3 - Nova Central

School #: 192 Lumsden Academy

Demand Writing



* In some cases, CRT numbers may exceed AGR numbers based on late enrolments. Pie chart is based on the number of students who wrote the CRT.

* French Immersion students not included

* Reading score is composite of Information and Poet.

District 3 - Nova Central

School #: 192 Lumsden Academy

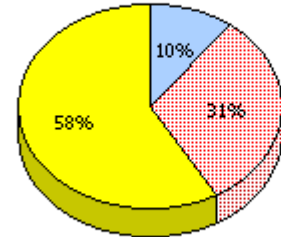
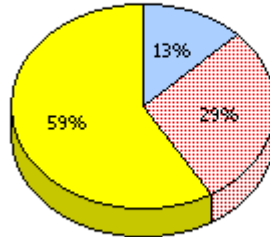
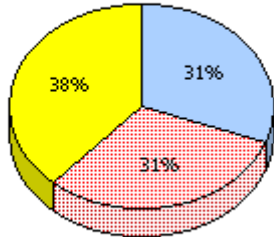
Reading

School

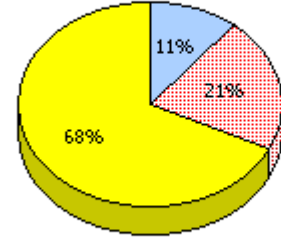
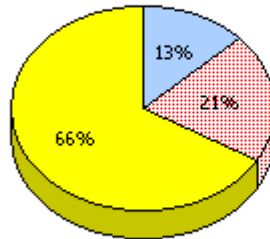
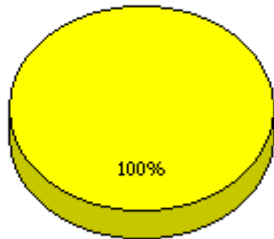
District

Province

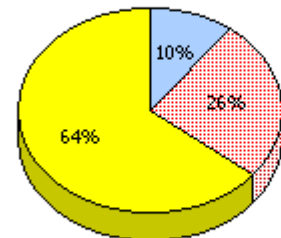
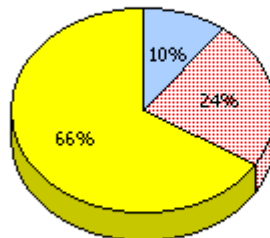
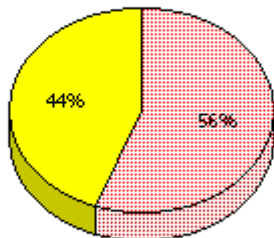
2011
Apr 30,
2011 (13)



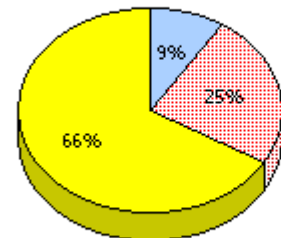
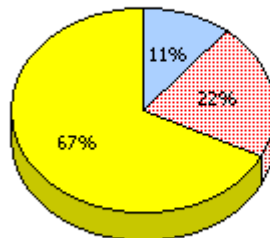
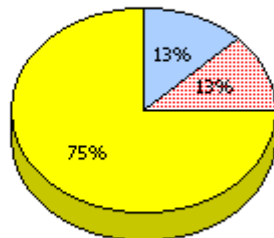
2010
AGR (5)



2009
AGR (9)



2008
AGR (8)



Unknown
 Not Yet Meeting (1 or 2)
 Meeting or Exceeding (3,4,5)

* In some cases, CRT numbers may exceed AGR numbers based on late enrolments. Pie chart is based on the number of students who wrote the CRT.

* French Immersion students not included

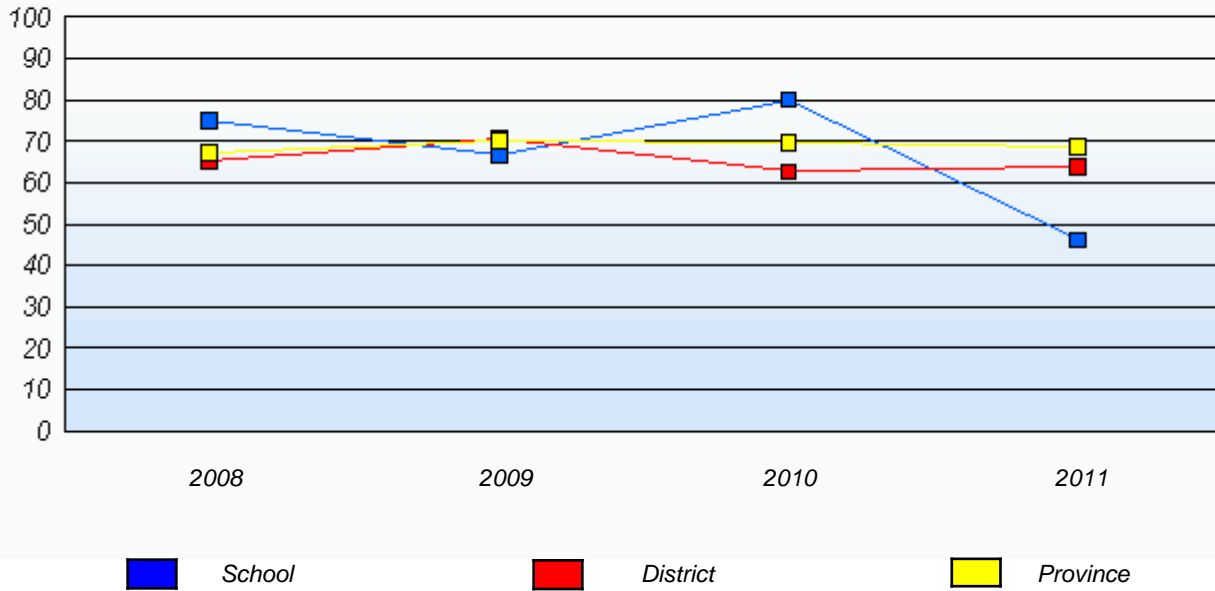
* Reading score is composite of Information and Poet.

District 3 - Nova Central

School #: 192 Lumsden Academy

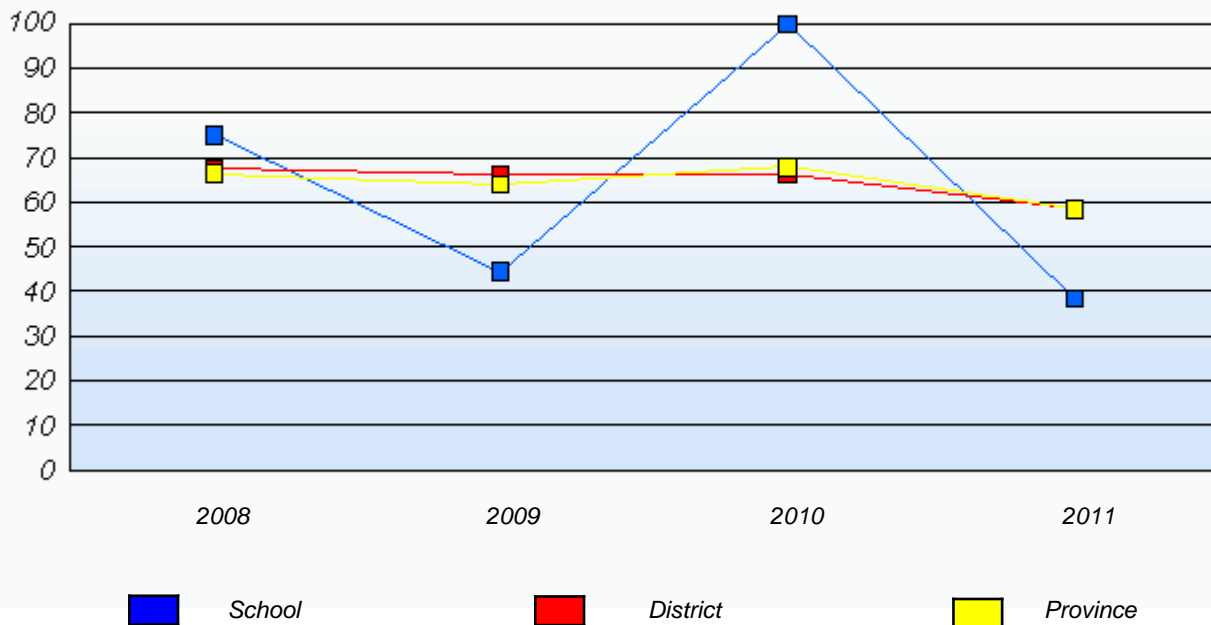
Demand Writing

Percentage of students at level 3 or above (2008 - 2011)



Reading

Percentage of students at level 3 or above (2008 - 2011)



* In some cases, CRT numbers may exceed AGR numbers based on late enrolments. Pie chart is based on the number of students who wrote the CRT.

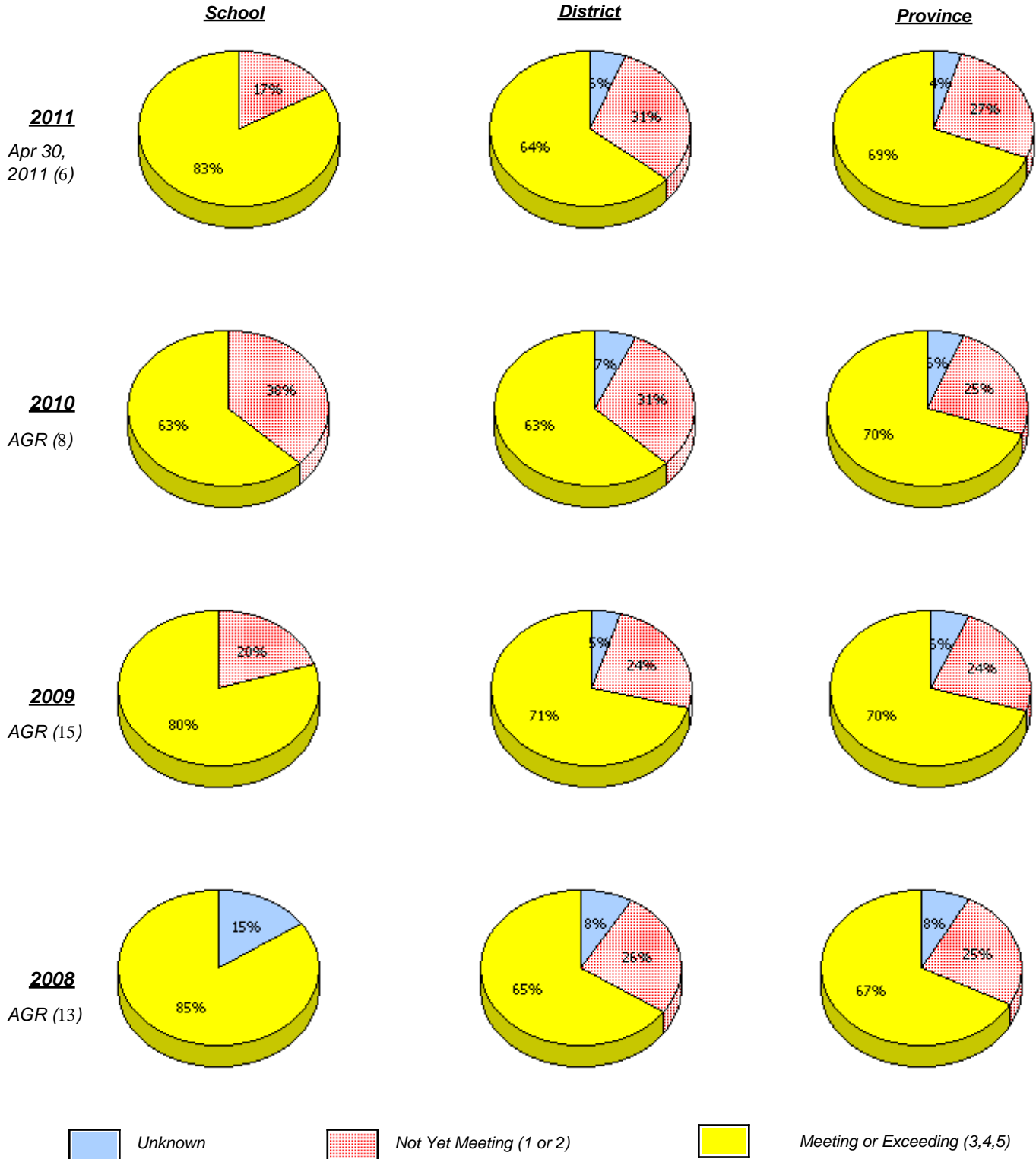
* French Immersion students not included

* Reading score is composite of Information and Poet.

District 3 - Nova Central

School #: 194 Gill Memorial Academy

Demand Writing



* In some cases, CRT numbers may exceed AGR numbers based on late enrolments. Pie chart is based on the number of students who wrote the CRT.

* French Immersion students not included

* Reading score is composite of Information and Poet.

District 3 - Nova Central

School #: 194 Gill Memorial Academy

Reading

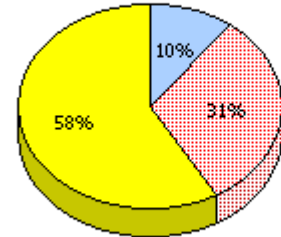
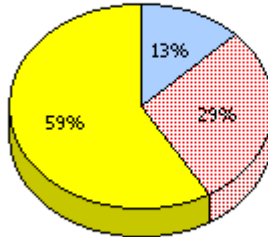
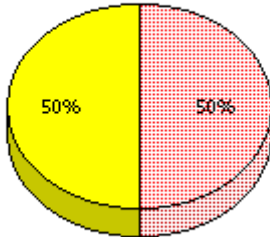
School

District

Province

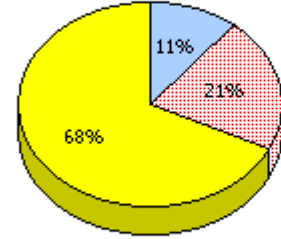
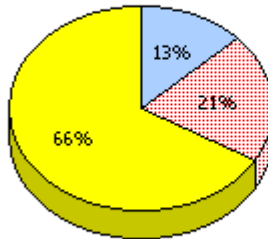
2011

Apr 30,
2011 (6)



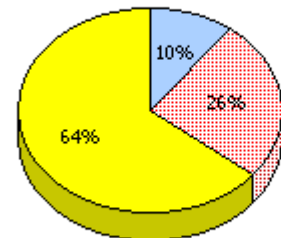
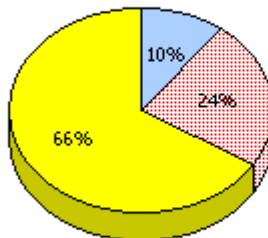
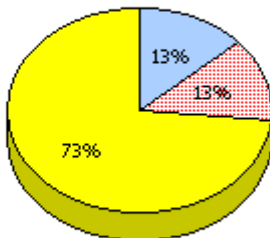
2010

AGR (8)



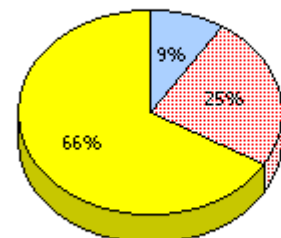
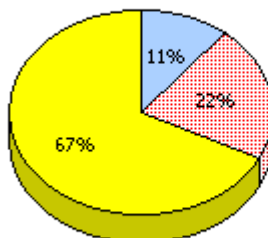
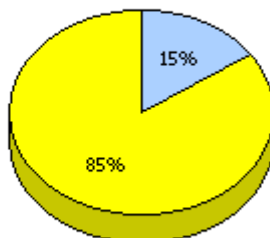
2009

AGR (15)



2008

AGR (13)



Unknown
 Not Yet Meeting (1 or 2)
 Meeting or Exceeding (3,4,5)

* In some cases, CRT numbers may exceed AGR numbers based on late enrolments. Pie chart is based on the number of students who wrote the CRT.

* French Immersion students not included

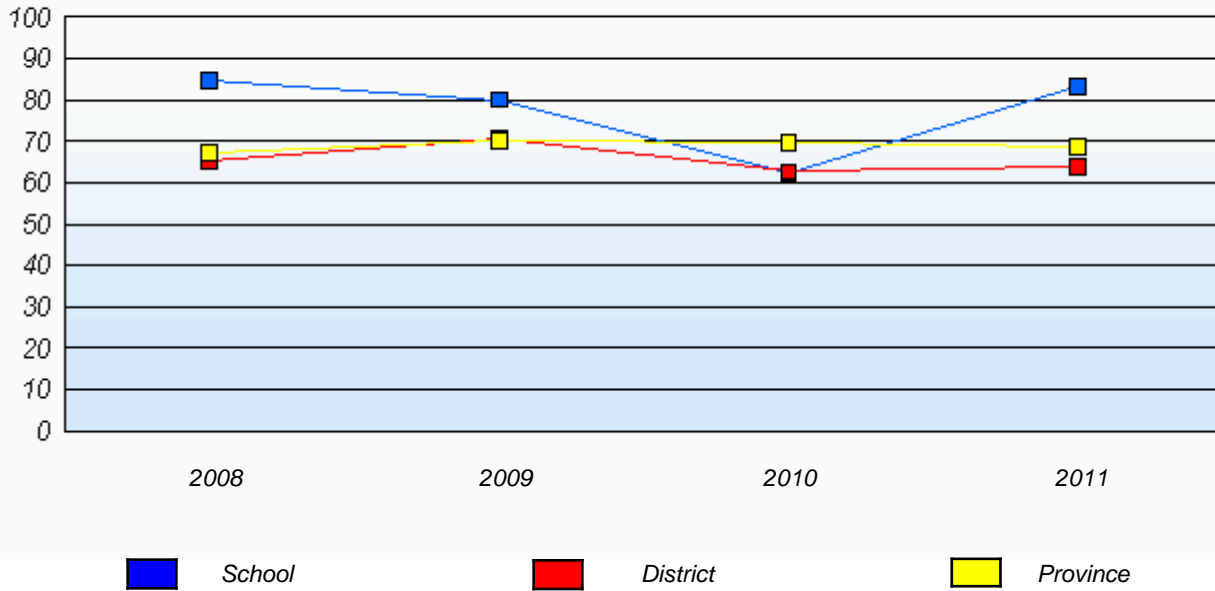
* Reading score is composite of Information and Poet.

District 3 - Nova Central

School #: 194 Gill Memorial Academy

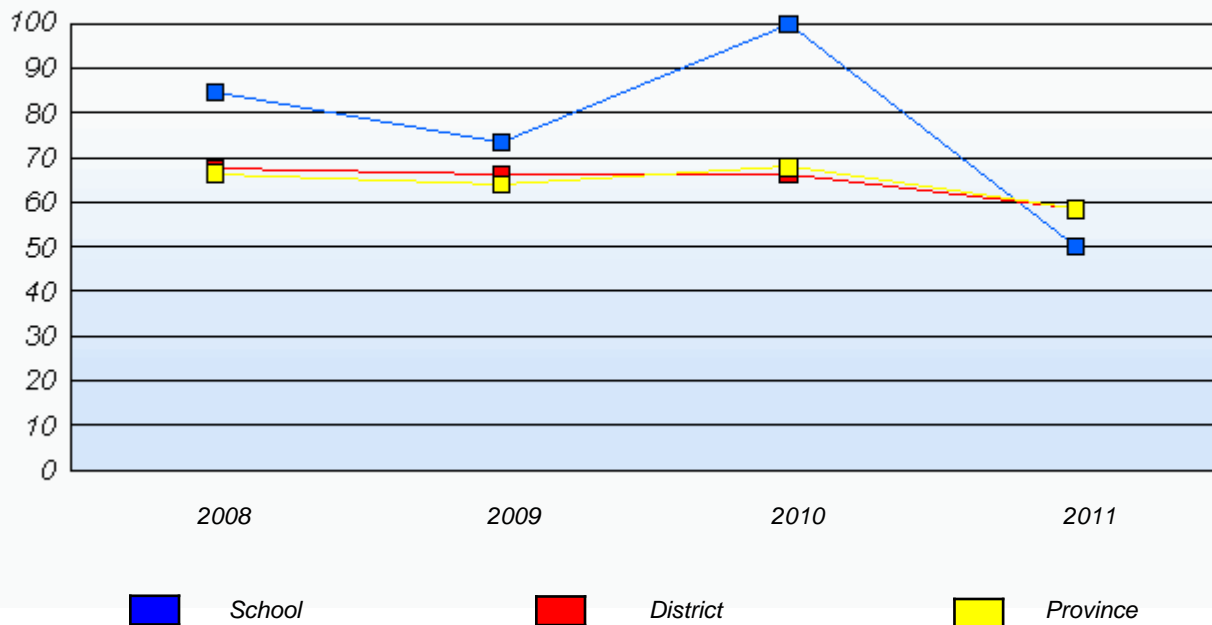
Demand Writing

Percentage of students at level 3 or above (2008 - 2011)



Reading

Percentage of students at level 3 or above (2008 - 2011)



* In some cases, CRT numbers may exceed AGR numbers based on late enrolments. Pie chart is based on the number of students who wrote the CRT.

* French Immersion students not included

* Reading score is composite of Information and Poet.

District 3 - Nova Central

School #: 196 St. Gabriel's AG

Demand Writing

School

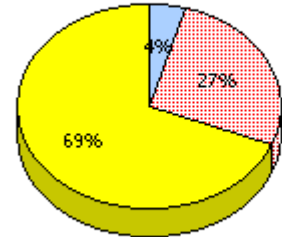
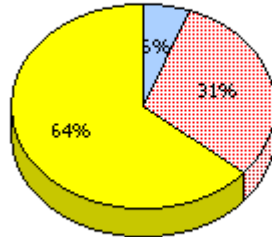
District

Province

School data with 5 or fewer students withheld for reasons of confidentiality.

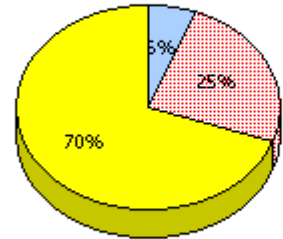
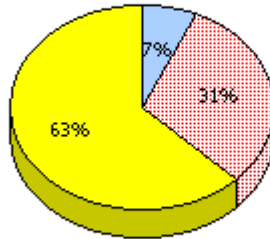
2011

Apr 30, 2011 (1)



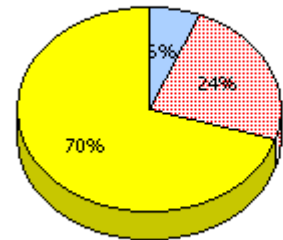
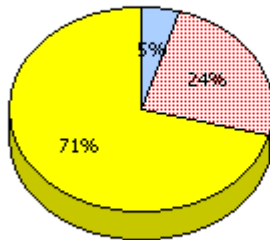
2010

AGR (2)



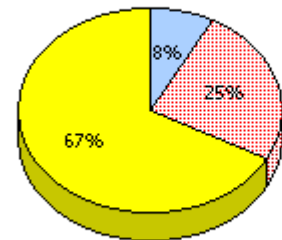
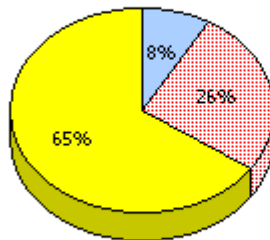
2009

AGR (1)



2008

AGR (1)



Unknown

Not Yet Meeting (1 or 2)

Meeting or Exceeding (3,4,5)

* In some cases, CRT numbers may exceed AGR numbers based on late enrolments. Pie chart is based on the number of students who wrote the CRT.

* French Immersion students not included

* Reading score is composite of Information and Poet.

District 3 - Nova Central

School #: 196 St. Gabriel's AG

Reading

School

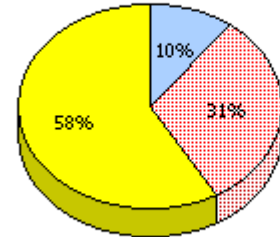
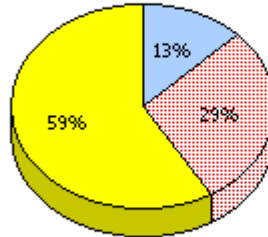
District

Province

School data with 5 or fewer students withheld for reasons of confidentiality.

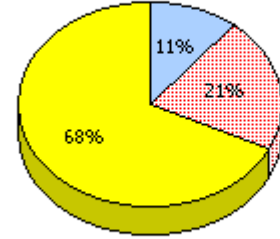
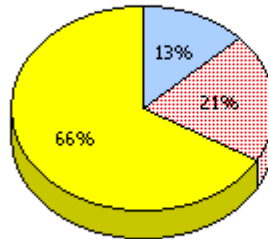
2011

Apr 30, 2011 (1)



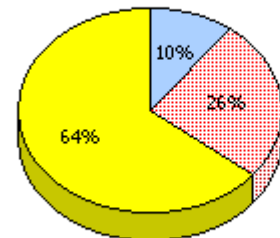
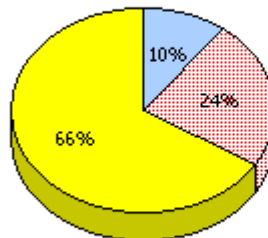
2010

AGR (2)



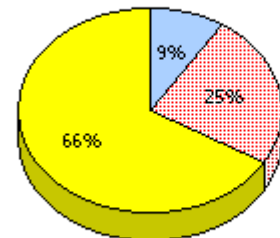
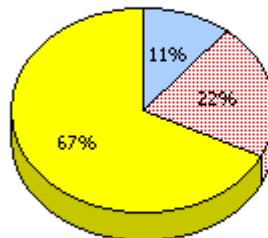
2009

AGR (1)



2008

AGR (1)



Unknown
 Not Yet Meeting (1 or 2)
 Meeting or Exceeding (3,4,5)

* In some cases, CRT numbers may exceed AGR numbers based on late enrolments. Pie chart is based on the number of students who wrote the CRT.

* French Immersion students not included

* Reading score is composite of Information and Poet.

District 3 - Nova Central

School #: 196 St. Gabriel's AG

Demand Writing

Percentage of students at level 3 or above (2008 - 2011)

School data with 5 or fewer students withheld for reasons of confidentiality.

 School  District  Province

Reading

Percentage of students at level 3 or above (2008 - 2011)

School data with 5 or fewer students withheld for reasons of confidentiality.

 School  District  Province

* In some cases, CRT numbers may exceed AGR numbers based on late enrolments. Pie chart is based on the number of students who wrote the CRT.

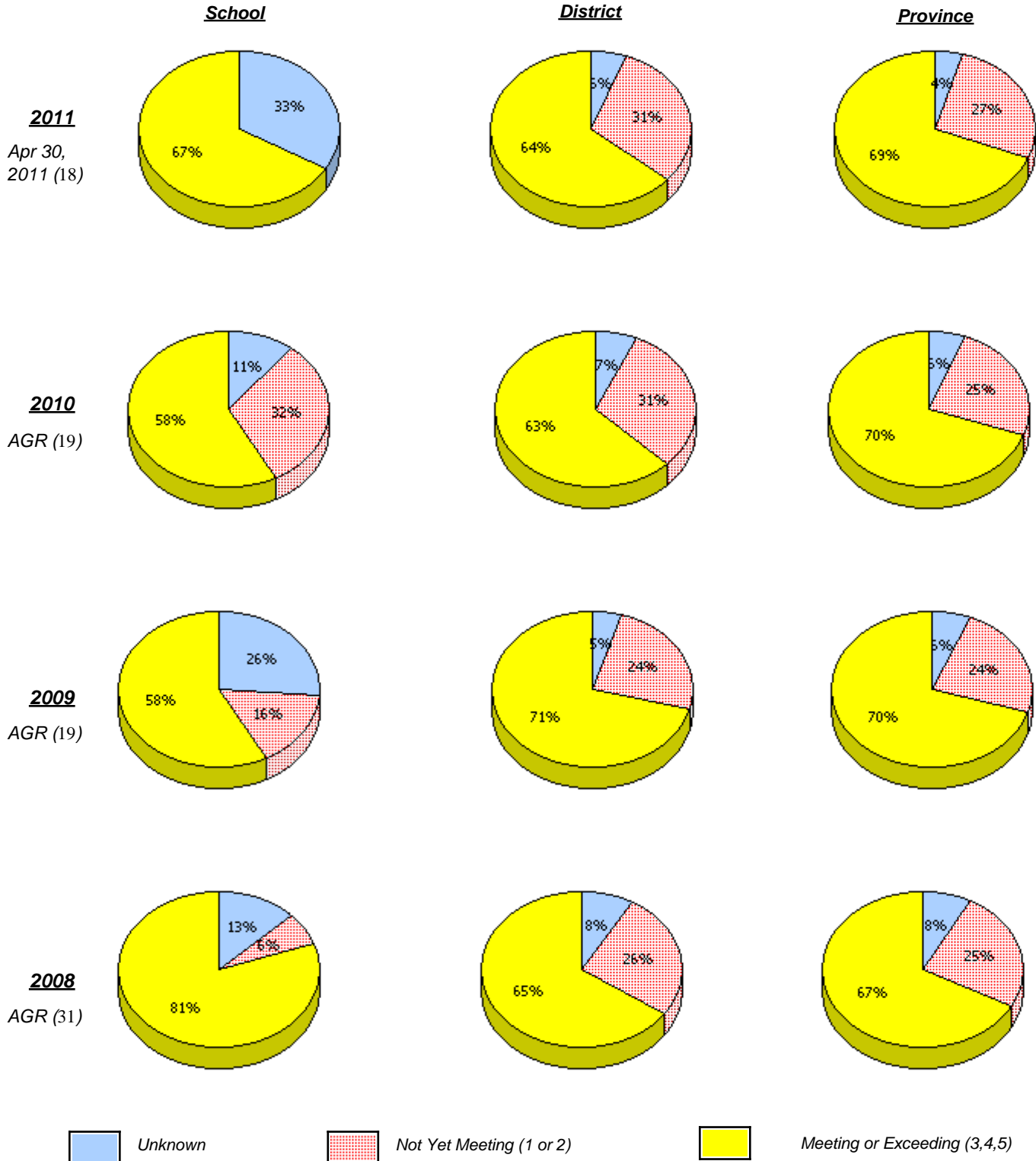
* French Immersion students not included

* Reading score is composite of Information and Poet.

District 3 - Nova Central

School #: 202 Twillingate Island Elementary

Demand Writing



* In some cases, CRT numbers may exceed AGR numbers based on late enrolments. Pie chart is based on the number of students who wrote the CRT.

* French Immersion students not included

* Reading score is composite of Information and Poet.

District 3 - Nova Central

School #: 202 Twillingate Island Elementary

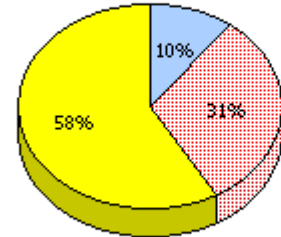
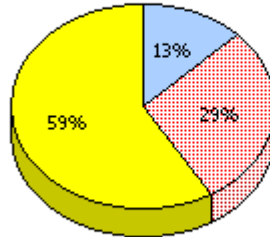
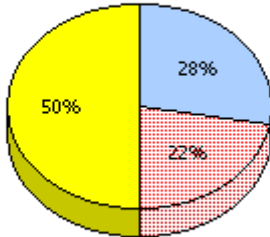
Reading

School

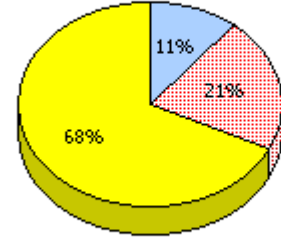
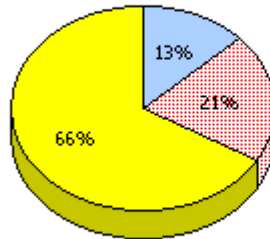
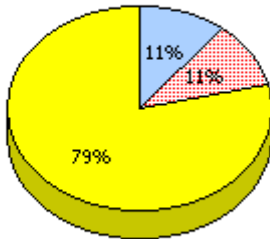
District

Province

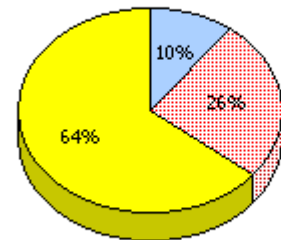
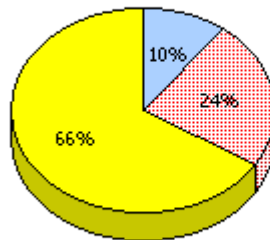
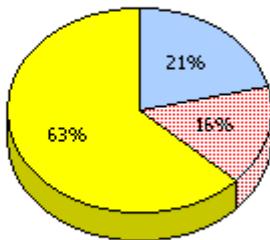
2011
Apr 30,
2011 (18)



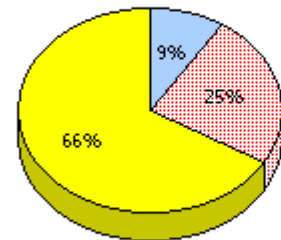
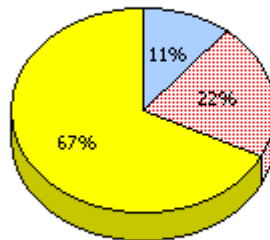
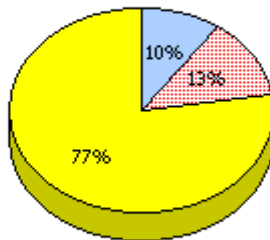
2010
AGR (19)



2009
AGR (19)



2008
AGR (31)



Unknown
 Not Yet Meeting (1 or 2)
 Meeting or Exceeding (3,4,5)

* In some cases, CRT numbers may exceed AGR numbers based on late enrolments. Pie chart is based on the number of students who wrote the CRT.

* French Immersion students not included

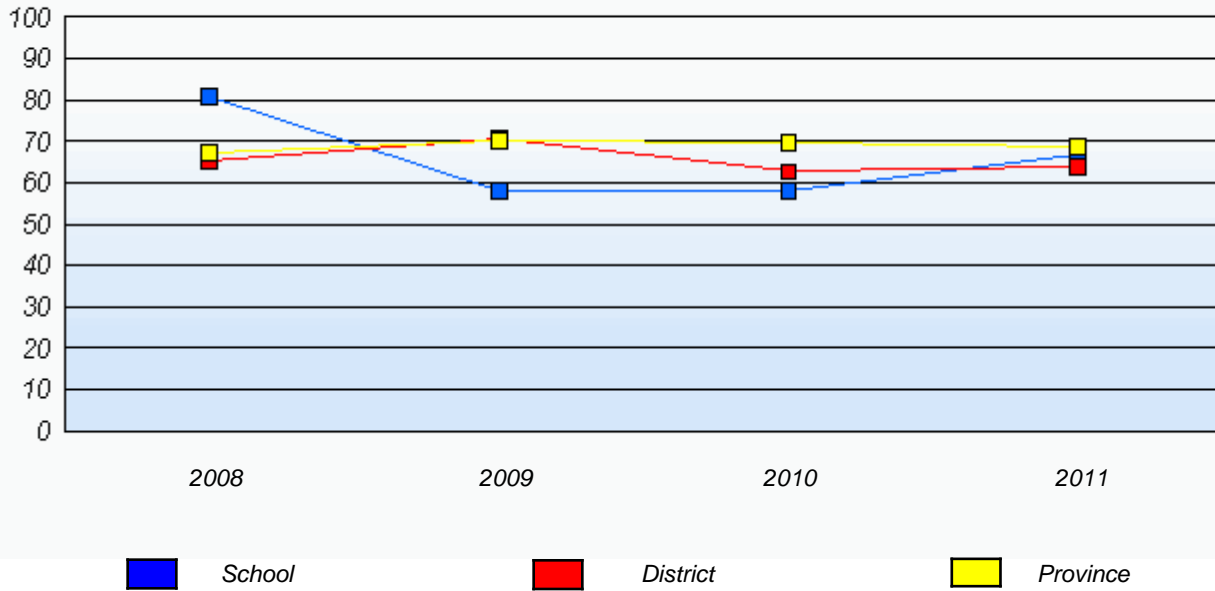
* Reading score is composite of Information and Poet.

District 3 - Nova Central

School #: 202 Twillingate Island Elementary

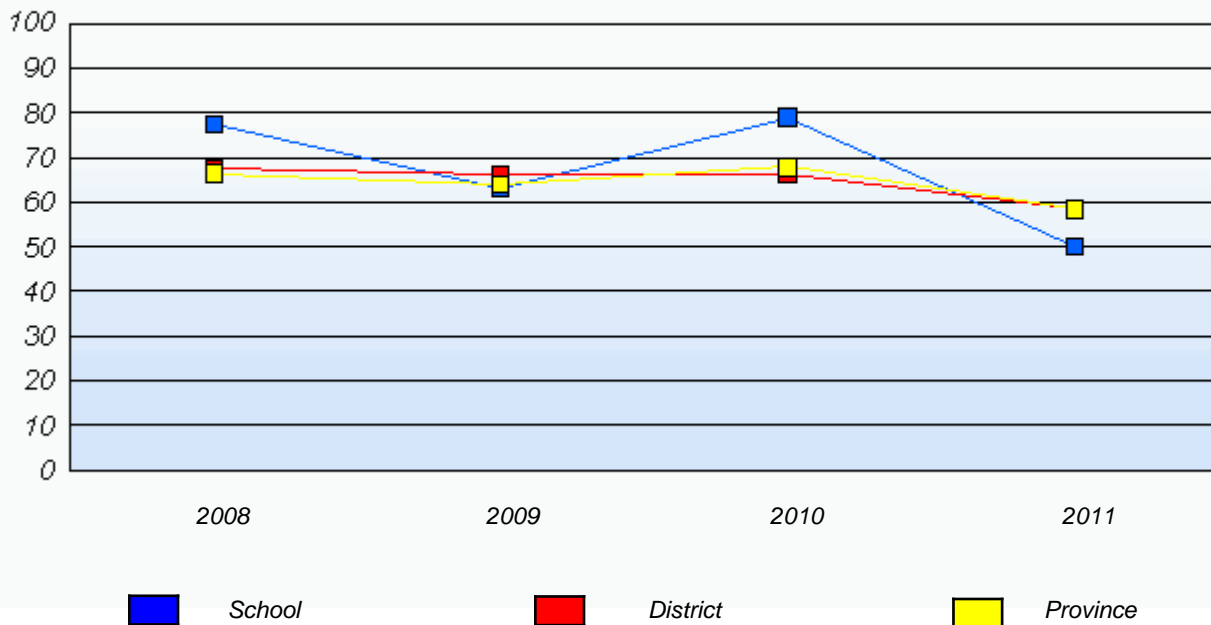
Demand Writing

Percentage of students at level 3 or above (2008 - 2011)



Reading

Percentage of students at level 3 or above (2008 - 2011)



* In some cases, CRT numbers may exceed AGR numbers based on late enrolments. Pie chart is based on the number of students who wrote the CRT.

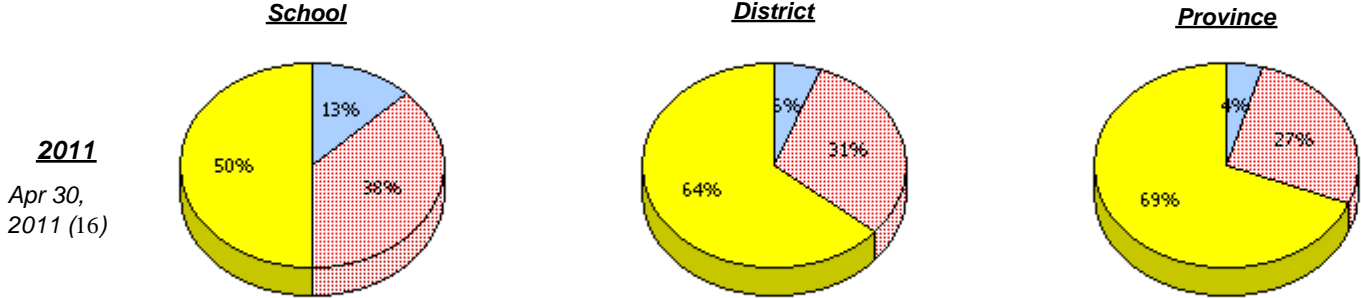
* French Immersion students not included

* Reading score is composite of Information and Poet.

District 3 - Nova Central

School #: 204 Pearson Academy

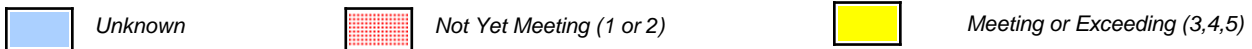
Demand Writing



2010
AGR (0)

2009
AGR (0)

2008
AGR (0)



* In some cases, CRT numbers may exceed AGR numbers based on late enrolments. Pie chart is based on the number of students who wrote the CRT.

* French Immersion students not included

* Reading score is composite of Information and Poet.

District 3 - Nova Central

School #: 204 Pearson Academy

Reading

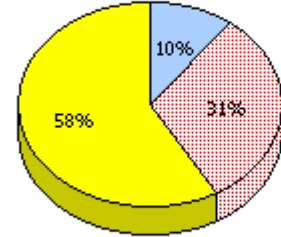
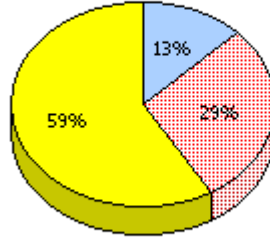
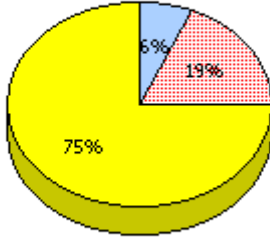
School

District

Province

2011

Apr 30,
2011 (16)



2010

AGR (0)

2009

AGR (0)

2008

AGR (0)



Unknown



Not Yet Meeting (1 or 2)



Meeting or Exceeding (3,4,5)

* In some cases, CRT numbers may exceed AGR numbers based on late enrolments. Pie chart is based on the number of students who wrote the CRT.

* French Immersion students not included

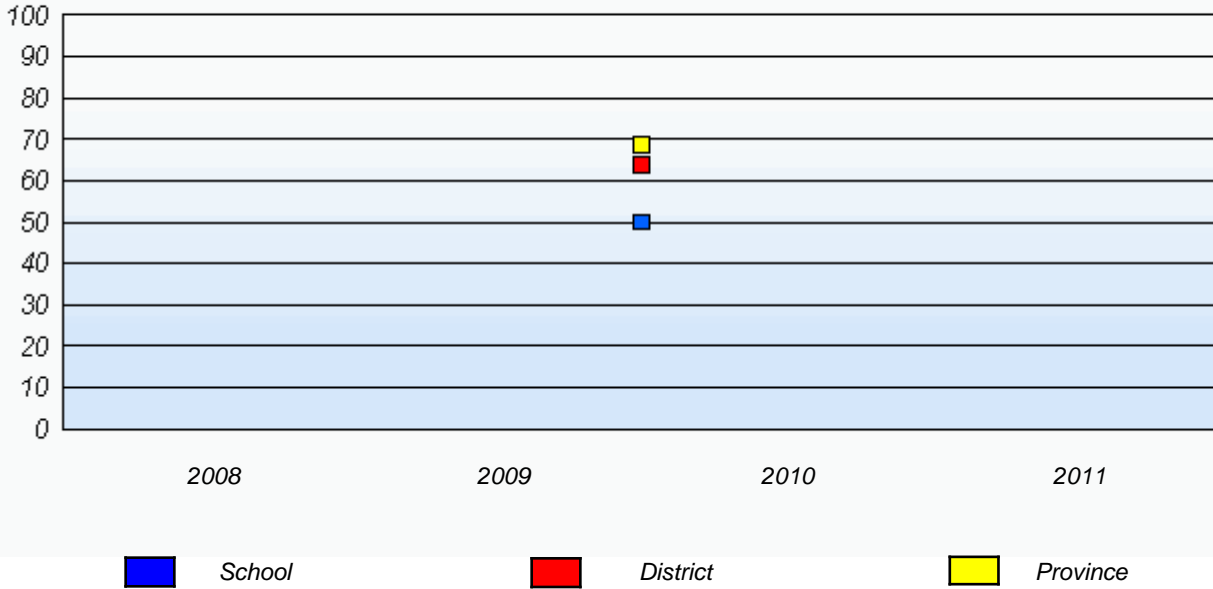
* Reading score is composite of Information and Poet.

District 3 - Nova Central

School #: 204 Pearson Academy

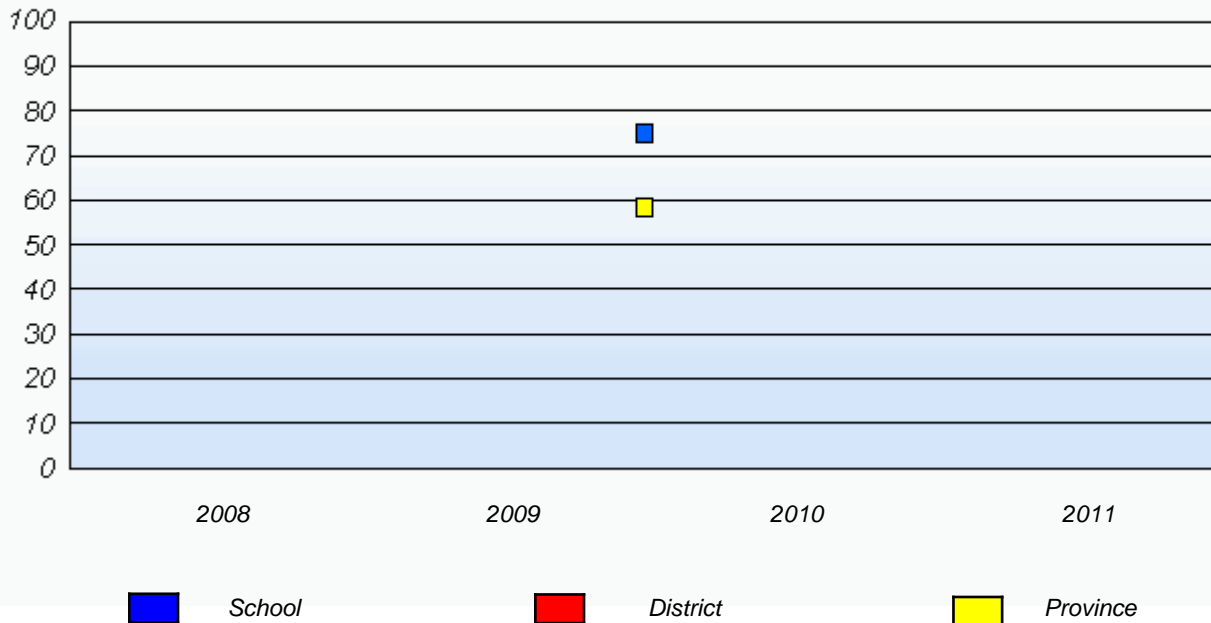
Demand Writing

Percentage of students at level 3 or above (2008 - 2011)



Reading

Percentage of students at level 3 or above (2008 - 2011)



* In some cases, CRT numbers may exceed AGR numbers based on late enrolments. Pie chart is based on the number of students who wrote the CRT.

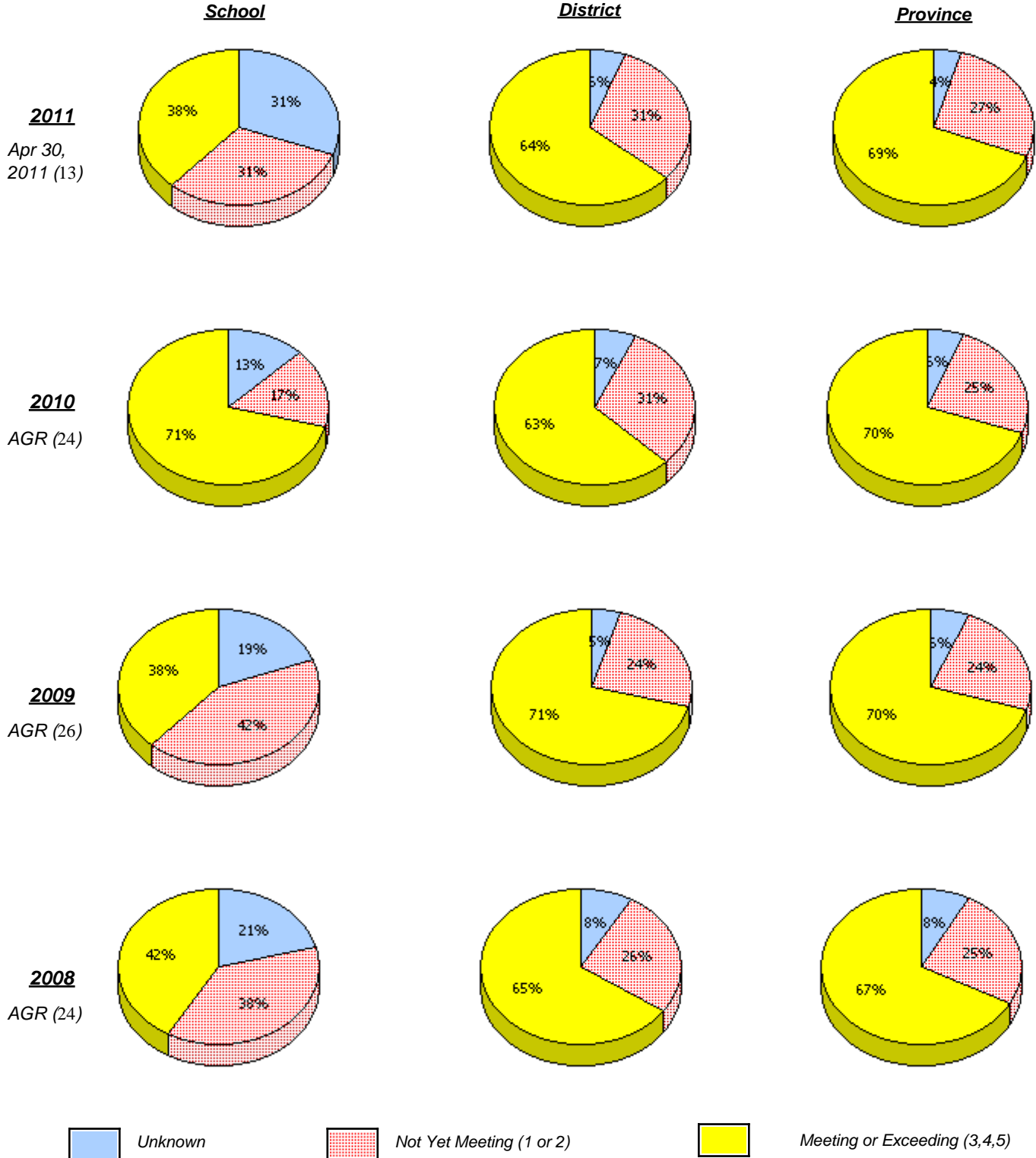
* French Immersion students not included

* Reading score is composite of Information and Poet.

District 3 - Nova Central

School #: 206 Riverwood Academy

Demand Writing



* In some cases, CRT numbers may exceed AGR numbers based on late enrolments. Pie chart is based on the number of students who wrote the CRT.

* French Immersion students not included

* Reading score is composite of Information and Poet.

District 3 - Nova Central

School #: 206 Riverwood Academy

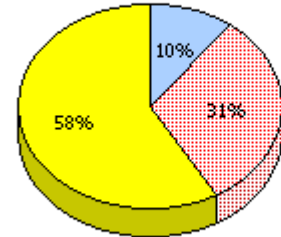
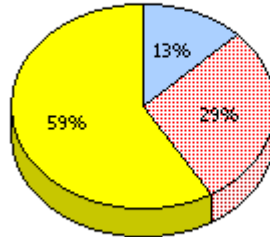
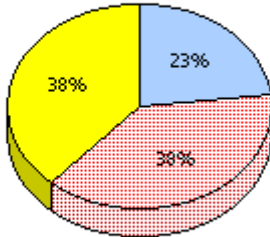
Reading

School

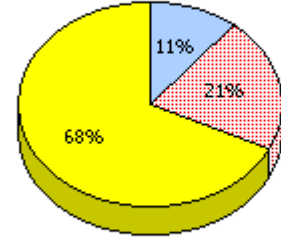
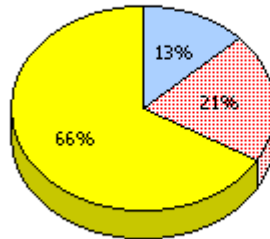
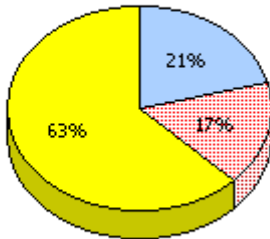
District

Province

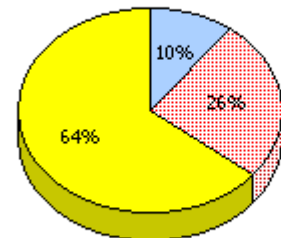
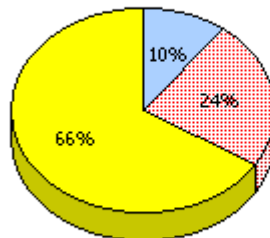
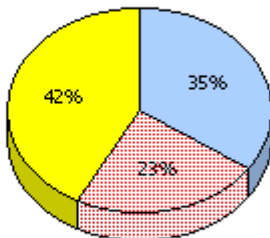
2011
Apr 30,
2011 (13)



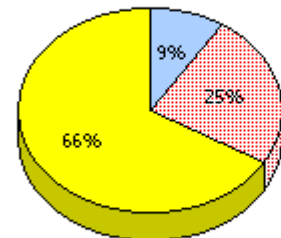
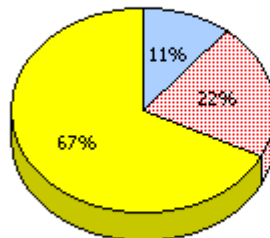
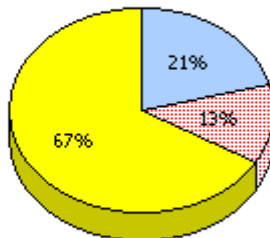
2010
AGR (24)



2009
AGR (26)



2008
AGR (24)



Unknown
 Not Yet Meeting (1 or 2)
 Meeting or Exceeding (3,4,5)

* In some cases, CRT numbers may exceed AGR numbers based on late enrolments. Pie chart is based on the number of students who wrote the CRT.

* French Immersion students not included

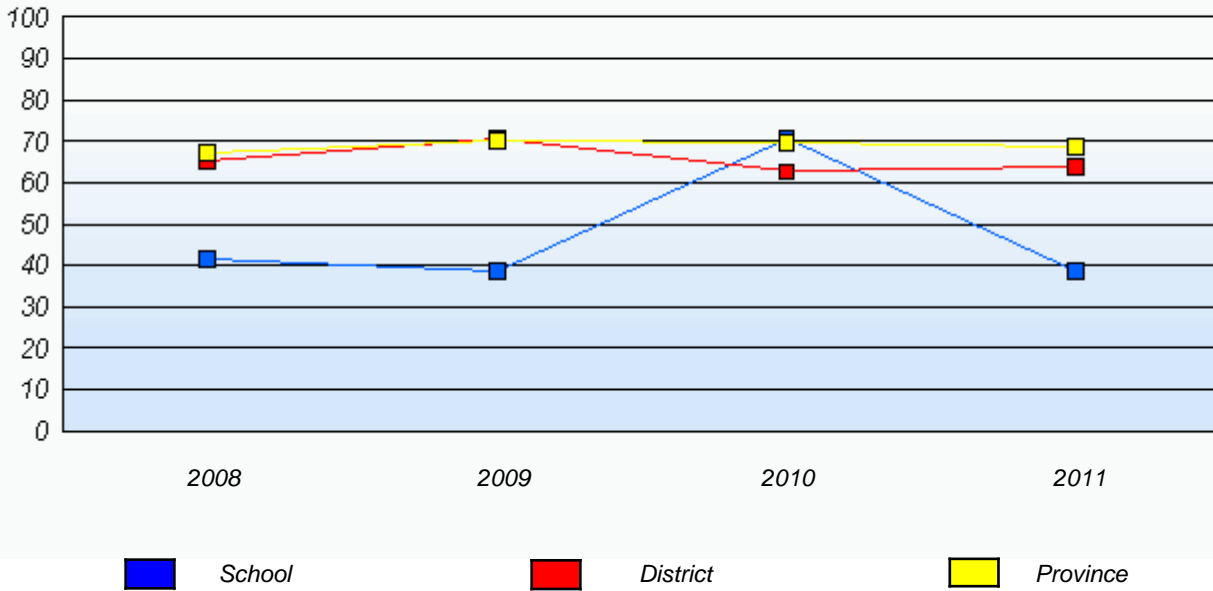
* Reading score is composite of Information and Poet.

District 3 - Nova Central

School #: 206 Riverwood Academy

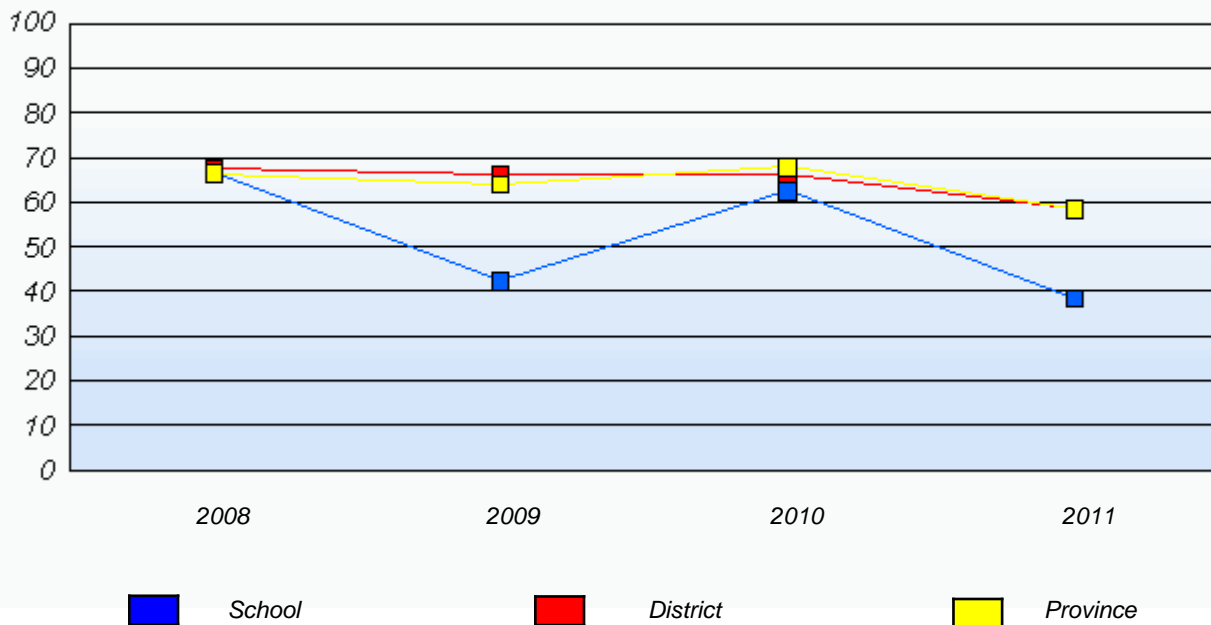
Demand Writing

Percentage of students at level 3 or above (2008 - 2011)



Reading

Percentage of students at level 3 or above (2008 - 2011)



* In some cases, CRT numbers may exceed AGR numbers based on late enrolments. Pie chart is based on the number of students who wrote the CRT.

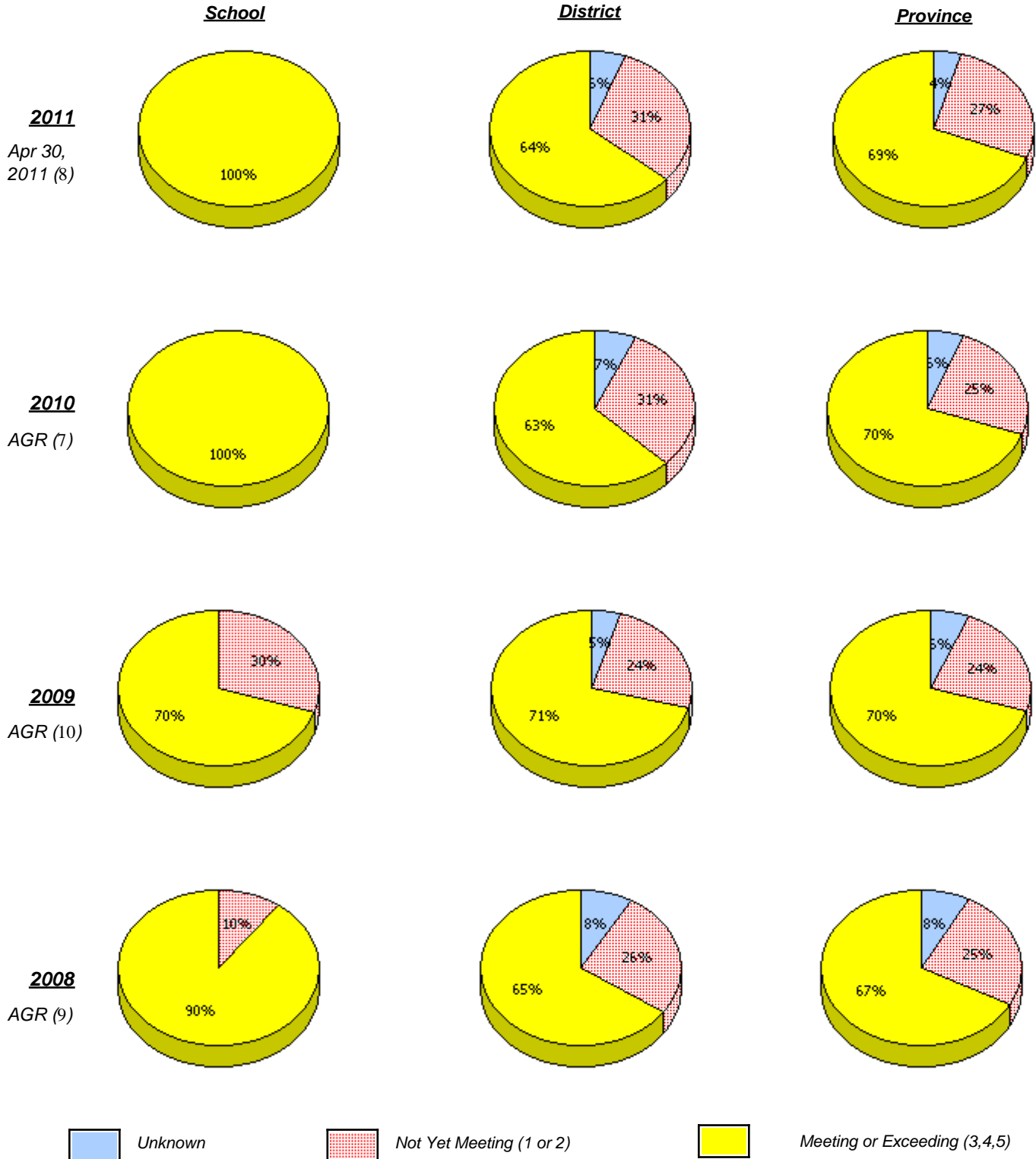
* French Immersion students not included

* Reading score is composite of Information and Poet.

District 3 - Nova Central

School #: 398 Avoca Collegiate

Demand Writing



* In some cases, CRT numbers may exceed AGR numbers based on late enrolments. Pie chart is based on the number of students who wrote the CRT.

* French Immersion students not included

* Reading score is composite of Information and Poet.

**Primary English Language Arts
4 Year Provincial Assessment, June 2011
School Report Rubrics
(average scores)**

District 3 - Nova Central

School #: 398 Avoca Collegiate

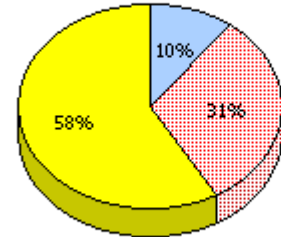
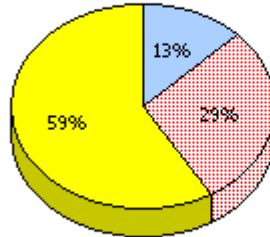
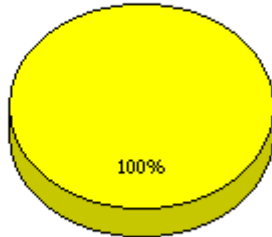
Reading

School

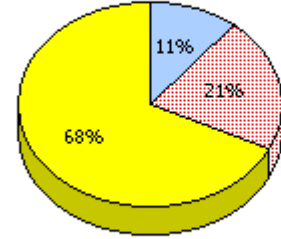
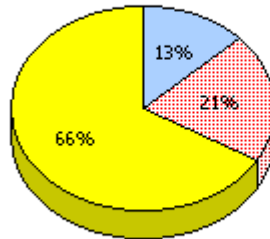
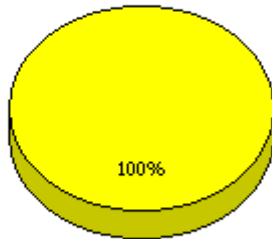
District

Province

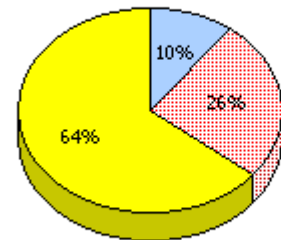
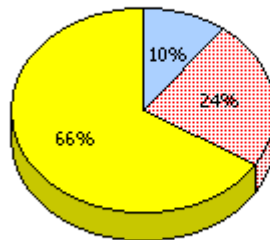
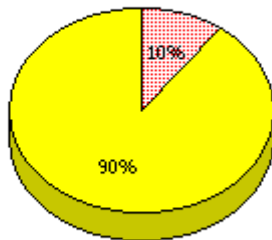
2011
Apr 30,
2011 (8)



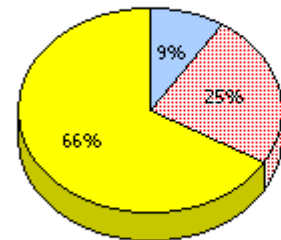
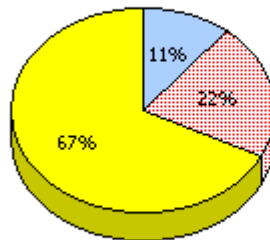
2010
AGR (7)



2009
AGR (10)



2008
AGR (9)



Unknown
 Not Yet Meeting (1 or 2)
 Meeting or Exceeding (3,4,5)

* In some cases, CRT numbers may exceed AGR numbers based on late enrolments. Pie chart is based on the number of students who wrote the CRT.

* French Immersion students not included

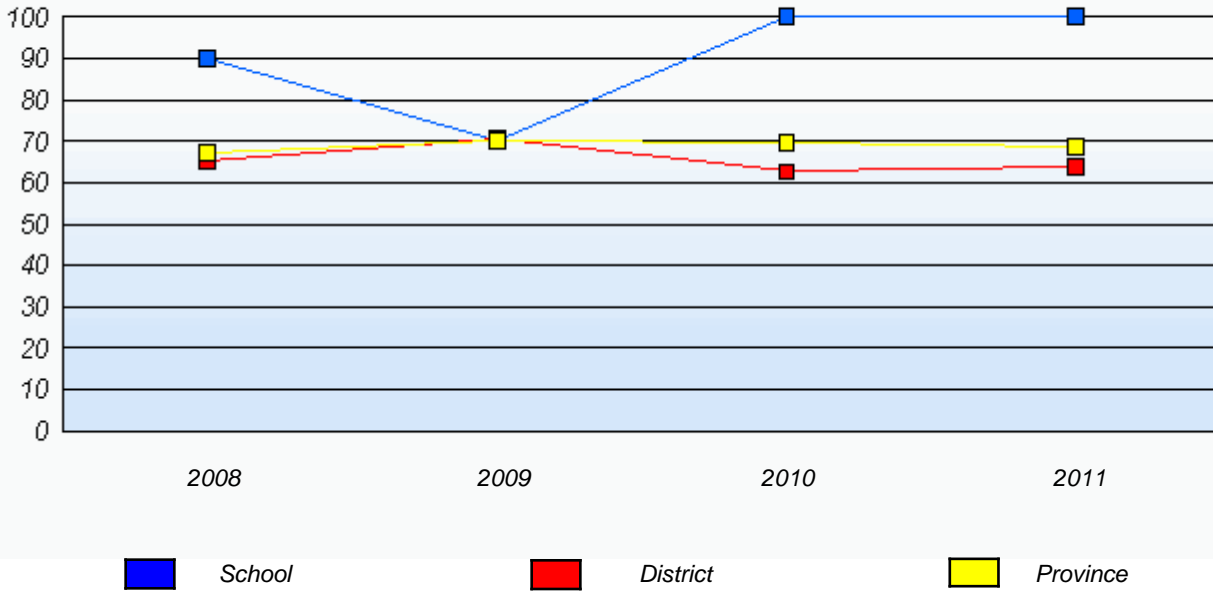
* Reading score is composite of Information and Poet.

District 3 - Nova Central

School #: 398 Avoca Collegiate

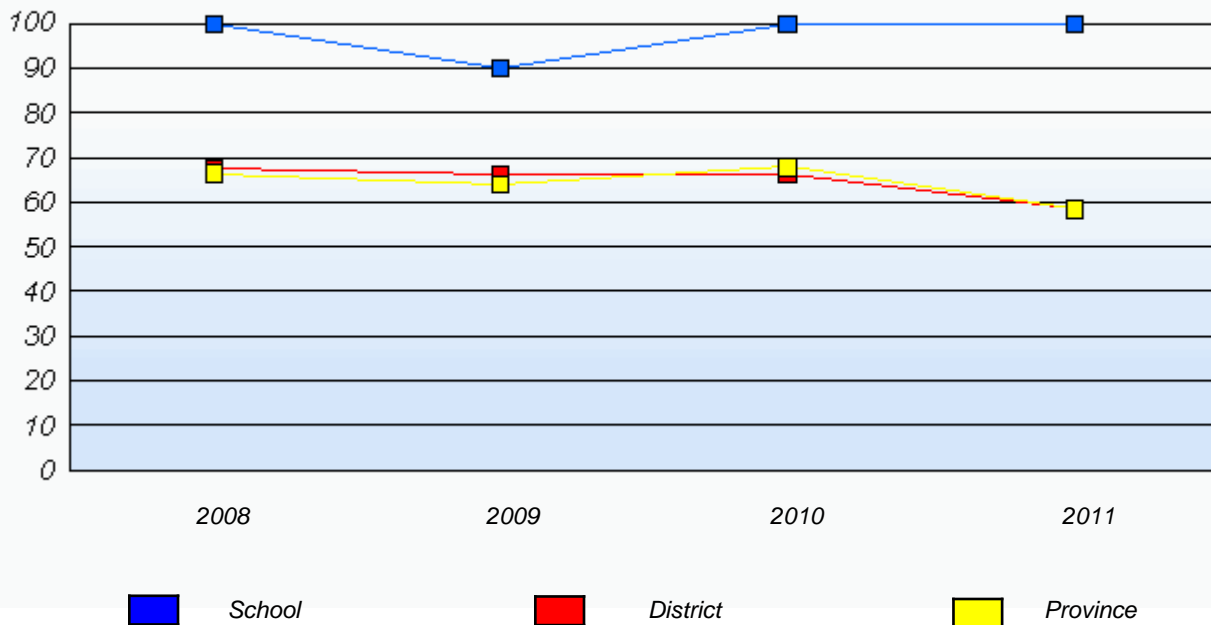
Demand Writing

Percentage of students at level 3 or above (2008 - 2011)



Reading

Percentage of students at level 3 or above (2008 - 2011)



* In some cases, CRT numbers may exceed AGR numbers based on late enrolments. Pie chart is based on the number of students who wrote the CRT.

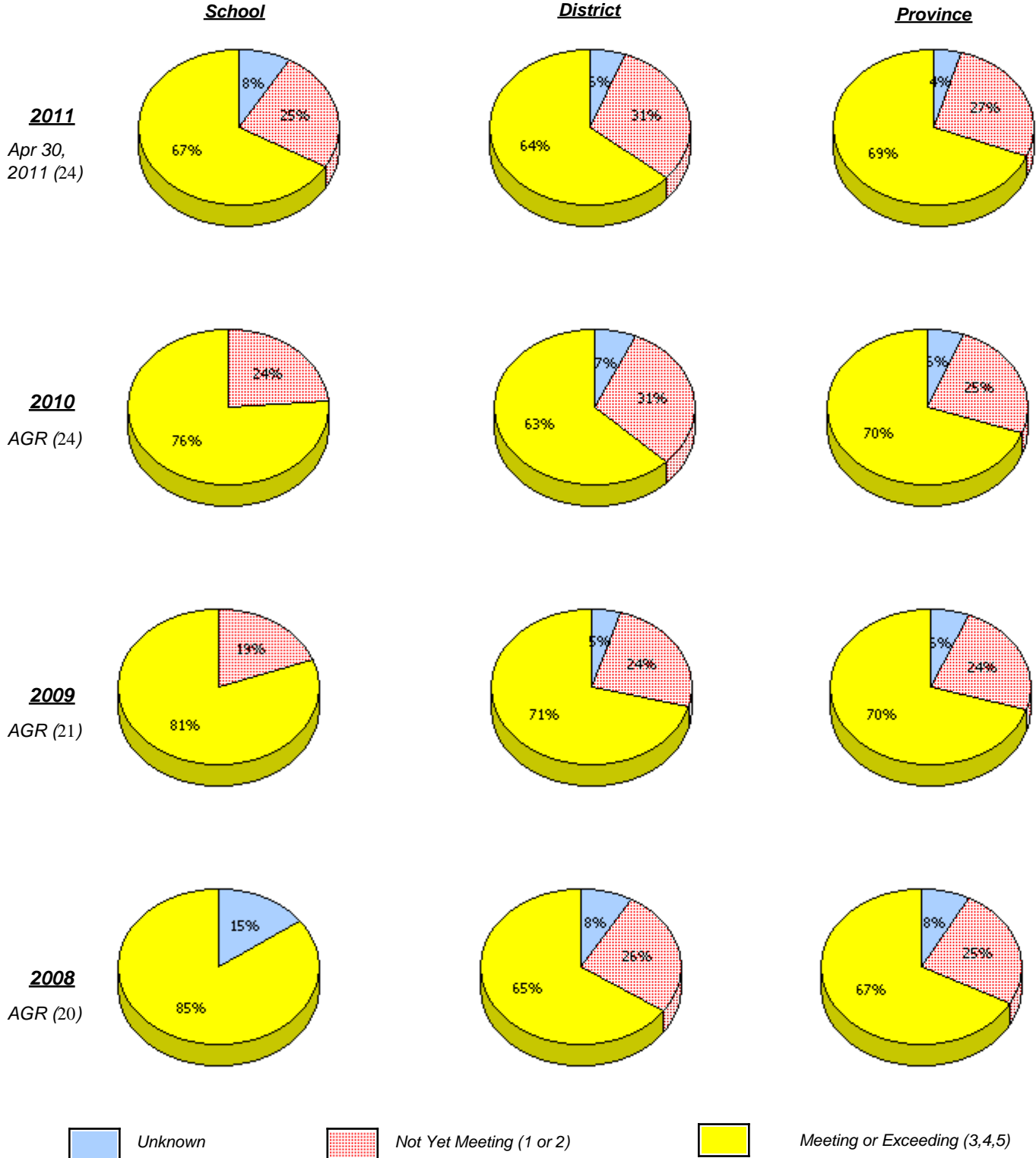
* French Immersion students not included

* Reading score is composite of Information and Poet.

District 3 - Nova Central

School #: 399 Baie Verte Academy

Demand Writing



* In some cases, CRT numbers may exceed AGR numbers based on late enrolments. Pie chart is based on the number of students who wrote the CRT.

* French Immersion students not included

* Reading score is composite of Information and Poet.

**Primary English Language Arts
4 Year Provincial Assessment, June 2011
School Report Rubrics
(average scores)**

District 3 - Nova Central

School #: 399 Baie Verte Academy

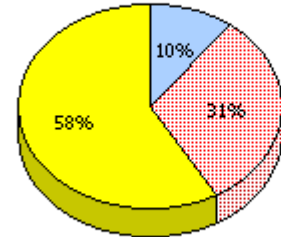
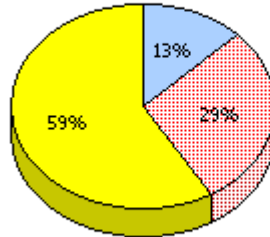
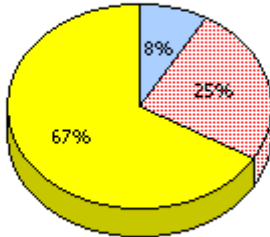
Reading

School

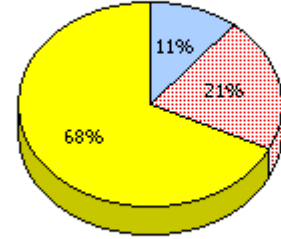
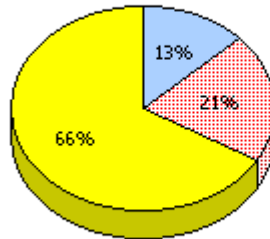
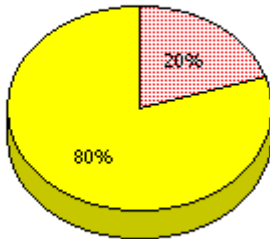
District

Province

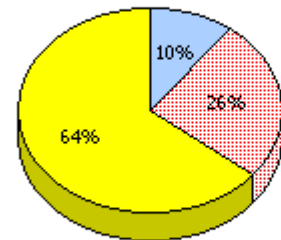
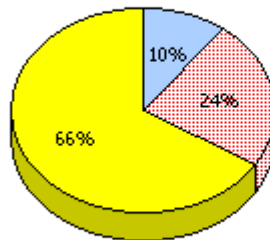
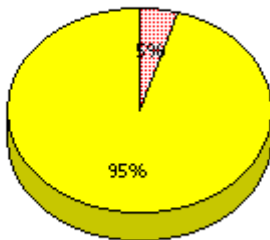
2011
Apr 30,
2011 (24)



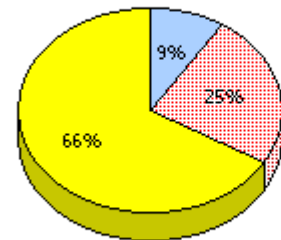
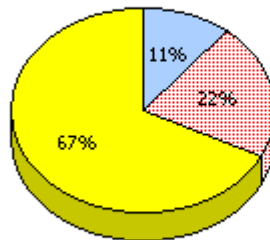
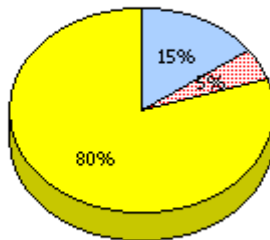
2010
AGR (24)



2009
AGR (21)



2008
AGR (20)



Unknown
 Not Yet Meeting (1 or 2)
 Meeting or Exceeding (3,4,5)

* In some cases, CRT numbers may exceed AGR numbers based on late enrolments. Pie chart is based on the number of students who wrote the CRT.

* French Immersion students not included

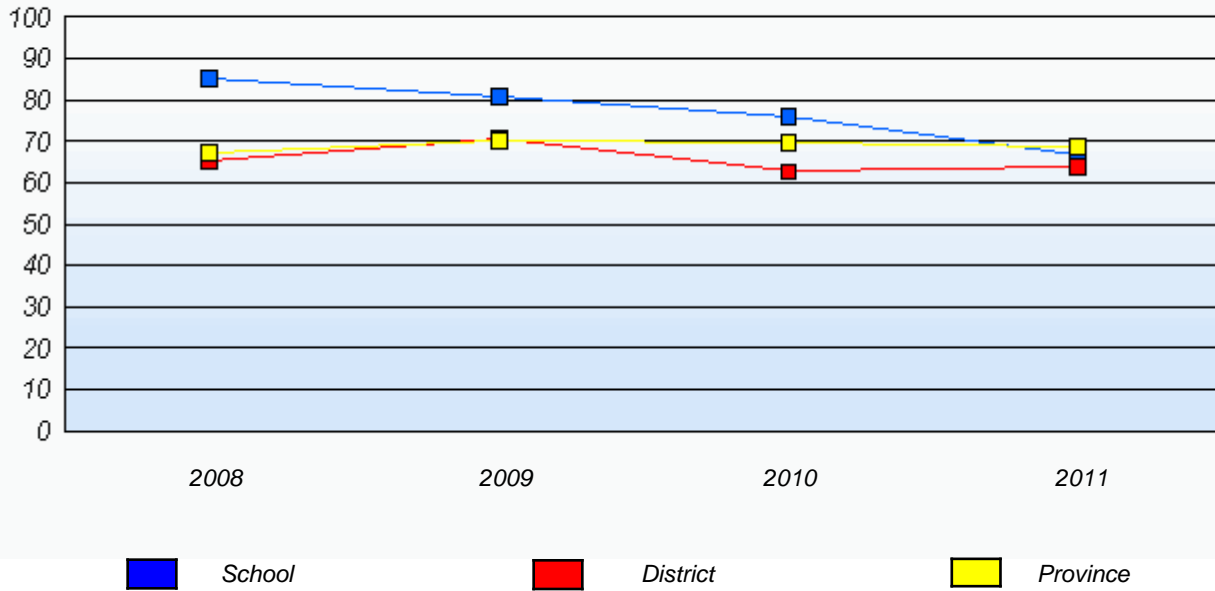
* Reading score is composite of Information and Poet.

District 3 - Nova Central

School #: 399 Baie Verte Academy

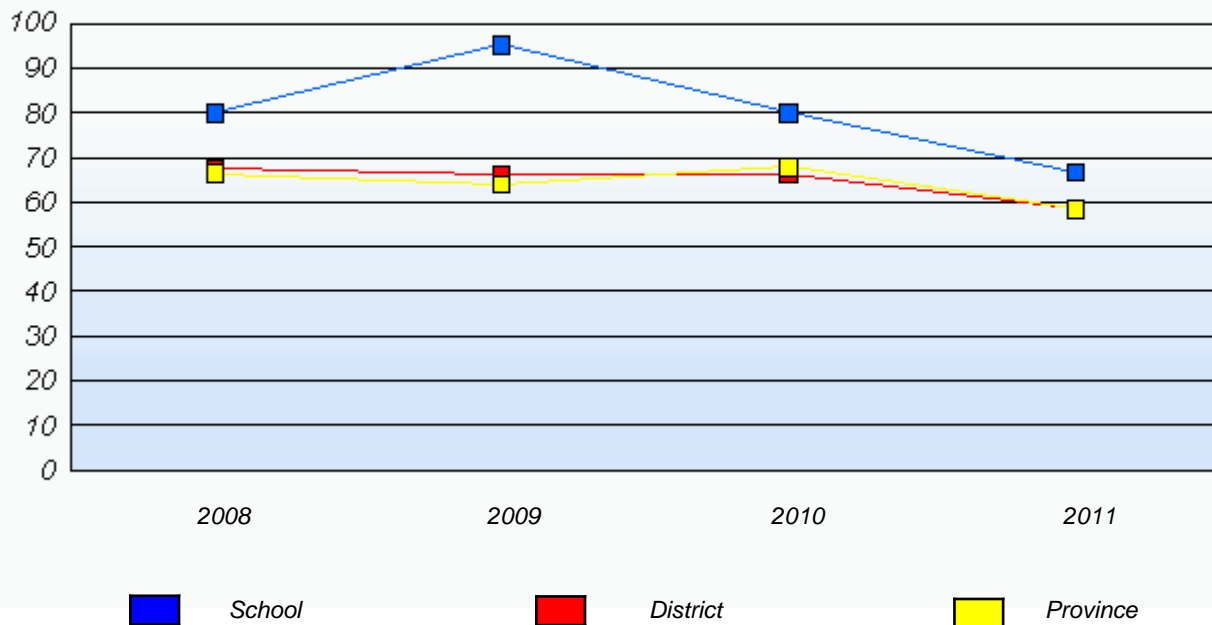
Demand Writing

Percentage of students at level 3 or above (2008 - 2011)



Reading

Percentage of students at level 3 or above (2008 - 2011)



* In some cases, CRT numbers may exceed AGR numbers based on late enrolments. Pie chart is based on the number of students who wrote the CRT.

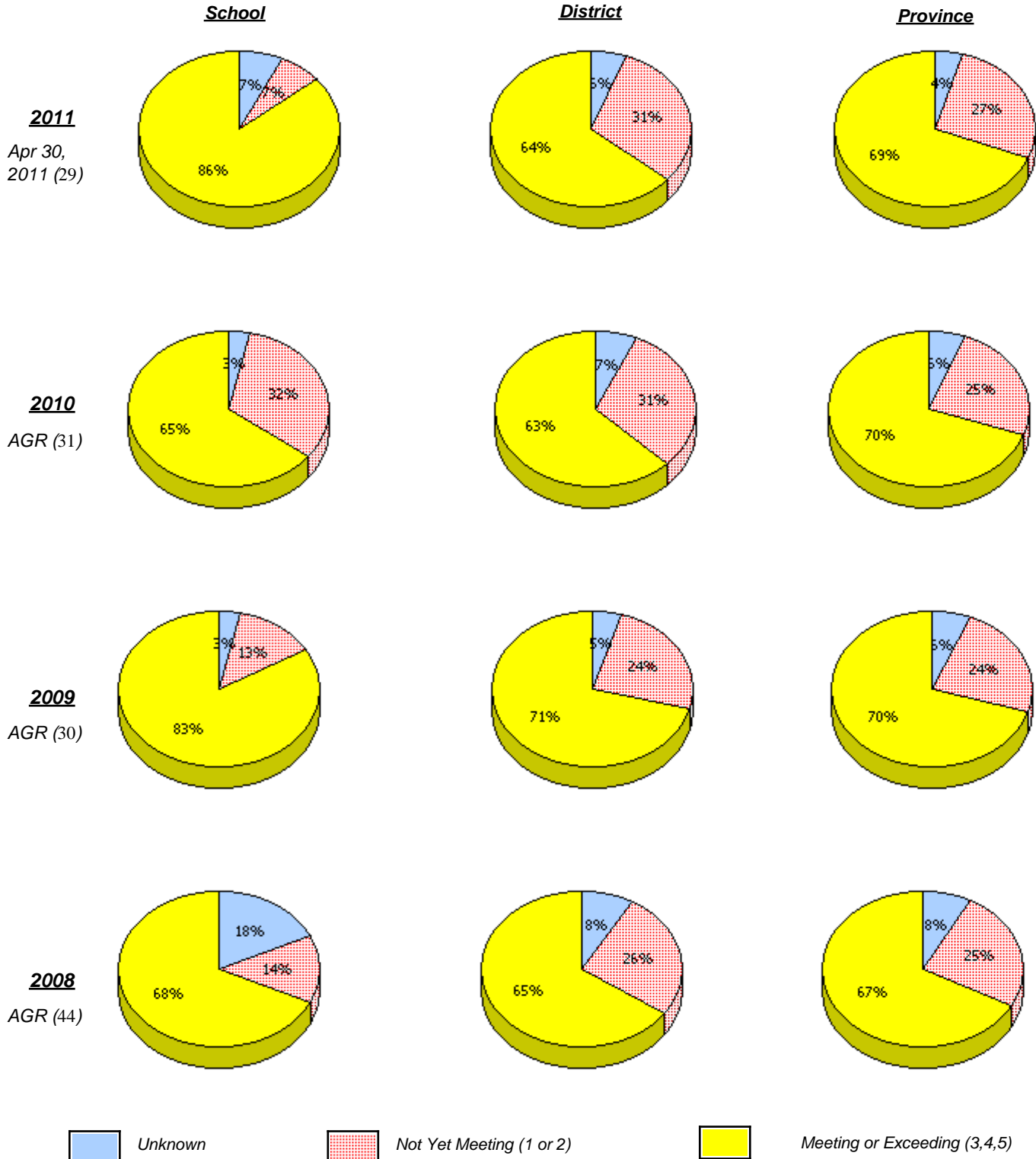
* French Immersion students not included

* Reading score is composite of Information and Poet.

District 3 - Nova Central

School #: 400 Helen Tulk Elementary

Demand Writing



* In some cases, CRT numbers may exceed AGR numbers based on late enrolments. Pie chart is based on the number of students who wrote the CRT.

* French Immersion students not included

* Reading score is composite of Information and Poet.

District 3 - Nova Central

School #: 400 Helen Tulk Elementary

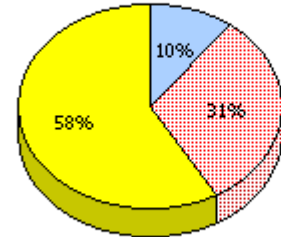
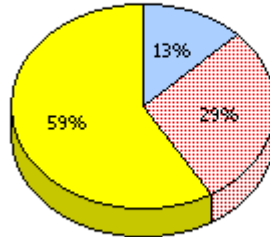
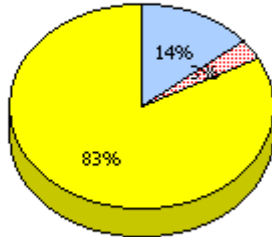
Reading

School

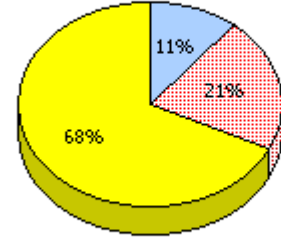
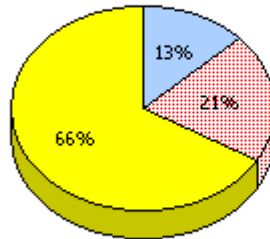
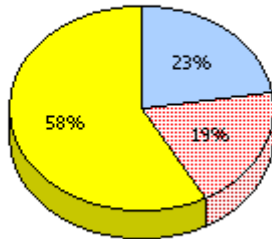
District

Province

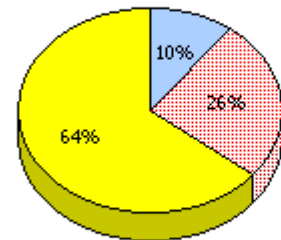
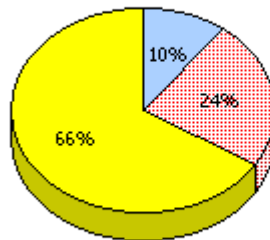
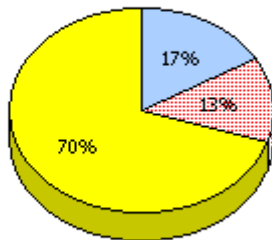
2011
Apr 30,
2011 (29)



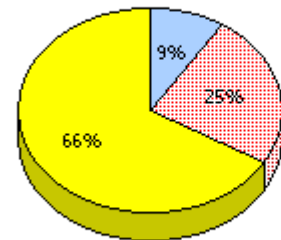
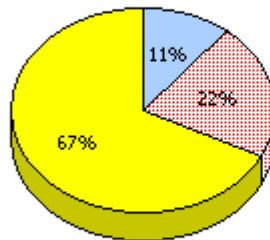
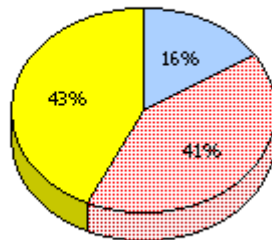
2010
AGR (31)



2009
AGR (30)



2008
AGR (44)



Unknown
 Not Yet Meeting (1 or 2)
 Meeting or Exceeding (3,4,5)

* In some cases, CRT numbers may exceed AGR numbers based on late enrolments. Pie chart is based on the number of students who wrote the CRT.

* French Immersion students not included

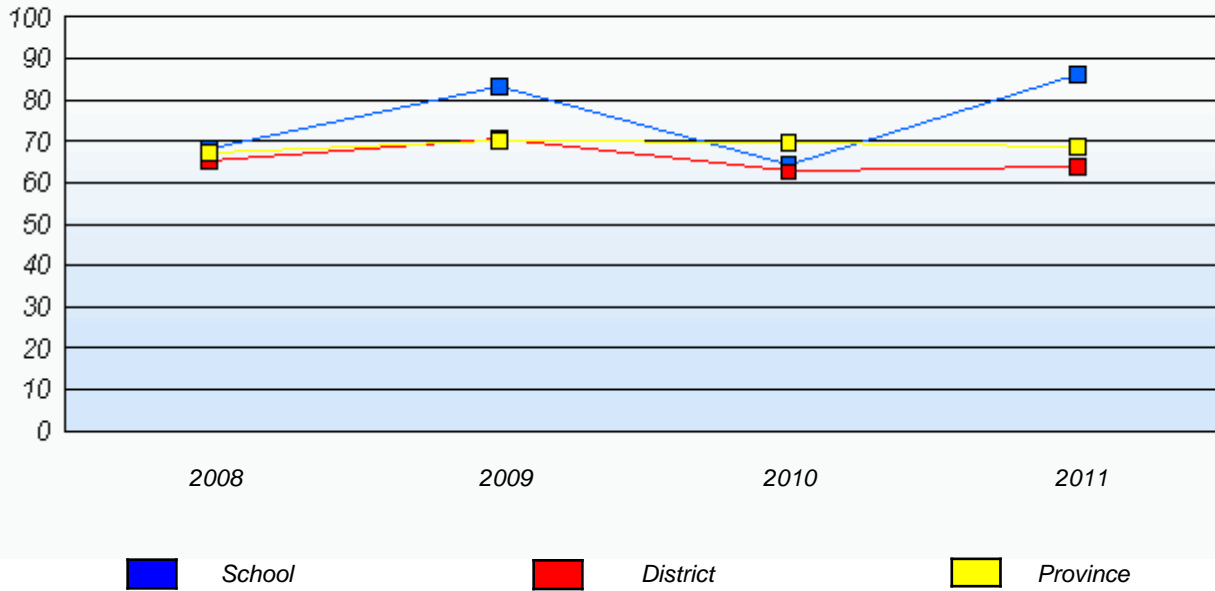
* Reading score is composite of Information and Poet.

District 3 - Nova Central

School #: 400 Helen Tulk Elementary

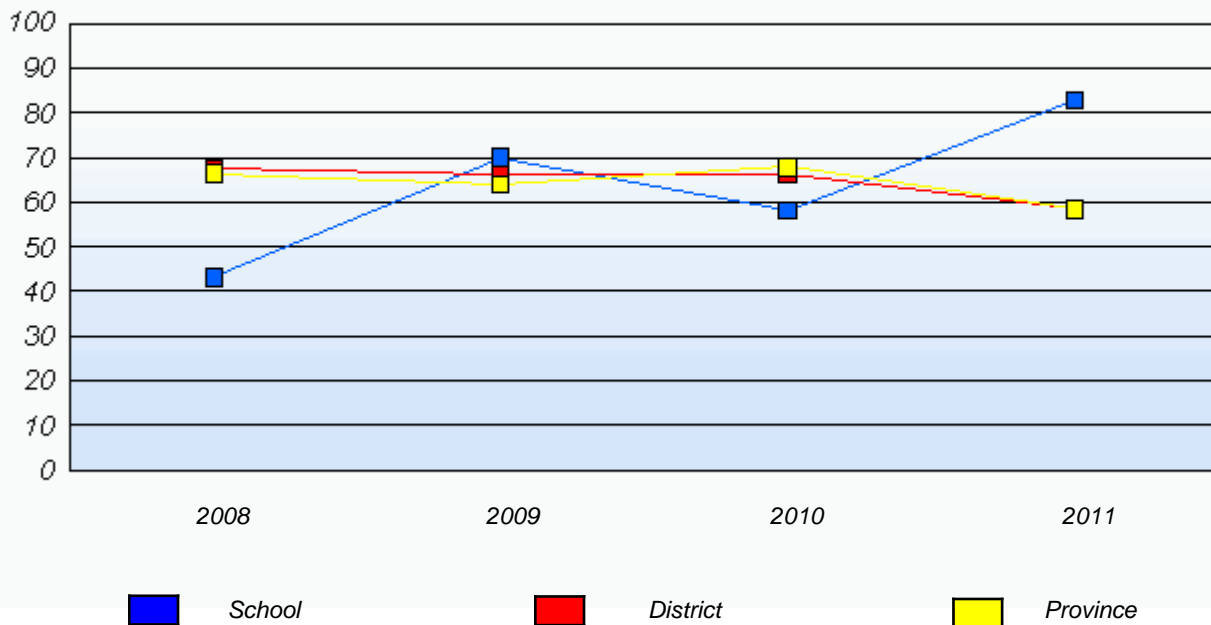
Demand Writing

Percentage of students at level 3 or above (2008 - 2011)



Reading

Percentage of students at level 3 or above (2008 - 2011)



* In some cases, CRT numbers may exceed AGR numbers based on late enrolments. Pie chart is based on the number of students who wrote the CRT.

* French Immersion students not included

* Reading score is composite of Information and Poet.

District 3 - Nova Central

School #: 403 Lakeside Academy

Demand Writing

School

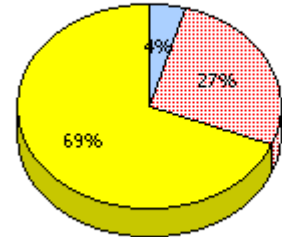
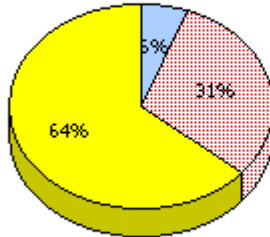
School data with 5 or fewer students withheld for reasons of confidentiality.

District

Province

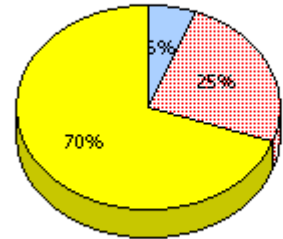
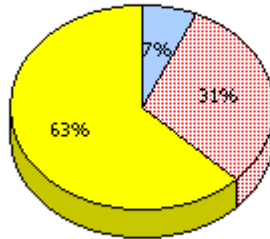
2011

Apr 30, 2011 (5)



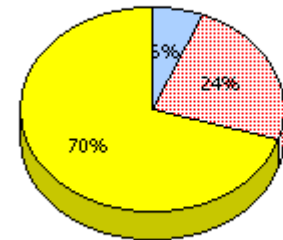
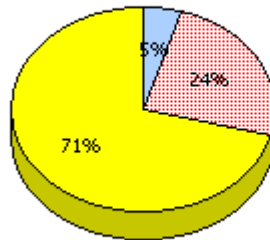
2010

AGR (8)



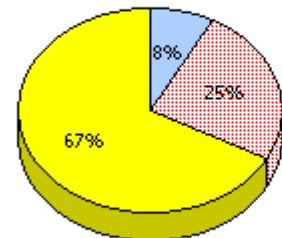
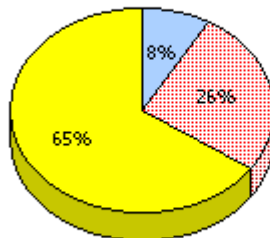
2009

AGR (8)



2008

AGR (9)



Unknown



Not Yet Meeting (1 or 2)



Meeting or Exceeding (3,4,5)

* In some cases, CRT numbers may exceed AGR numbers based on late enrolments. Pie chart is based on the number of students who wrote the CRT.

* French Immersion students not included

* Reading score is composite of Information and Poet.

District 3 - Nova Central

School #: 403 Lakeside Academy

Reading

School

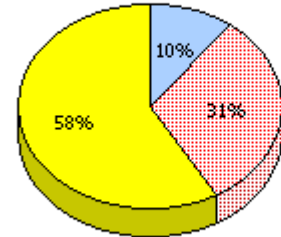
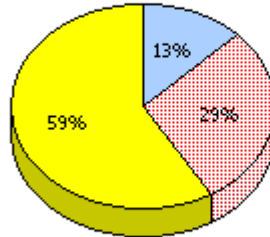
District

Province

School data with 5 or fewer students withheld for reasons of confidentiality.

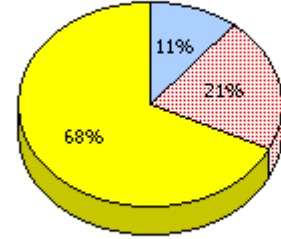
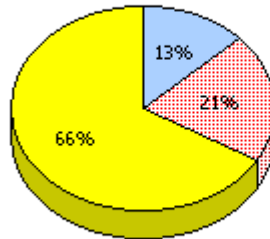
2011

Apr 30, 2011 (5)



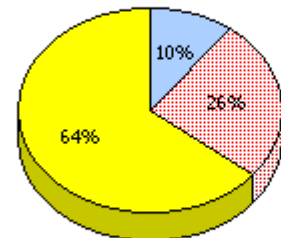
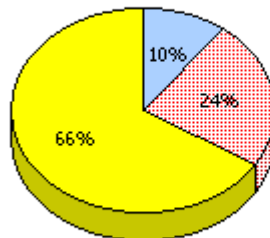
2010

AGR (8)



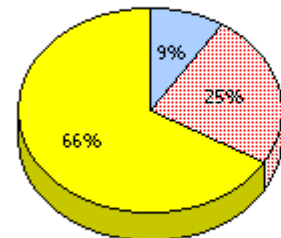
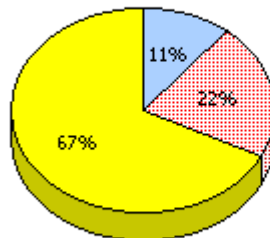
2009

AGR (8)



2008

AGR (9)



Unknown
 Not Yet Meeting (1 or 2)
 Meeting or Exceeding (3,4,5)

* In some cases, CRT numbers may exceed AGR numbers based on late enrolments. Pie chart is based on the number of students who wrote the CRT.

* French Immersion students not included

* Reading score is composite of Information and Poet.

District 3 - Nova Central

School #: 403 Lakeside Academy

Demand Writing

Percentage of students at level 3 or above (2008 - 2011)

School data with 5 or fewer students withheld for reasons of confidentiality.

 School  District  Province

Reading

Percentage of students at level 3 or above (2008 - 2011)

School data with 5 or fewer students withheld for reasons of confidentiality.

 School  District  Province

* In some cases, CRT numbers may exceed AGR numbers based on late enrolments. Pie chart is based on the number of students who wrote the CRT.

* French Immersion students not included

* Reading score is composite of Information and Poet.

District 3 - Nova Central

School #: 405 Cottrell's Cove Academy

Demand Writing

School

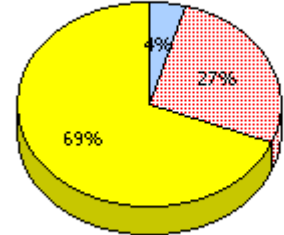
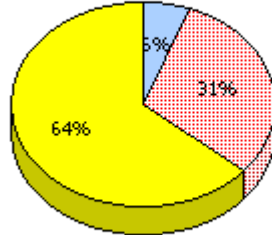
School data with 5 or fewer students withheld for reasons of confidentiality.

District

Province

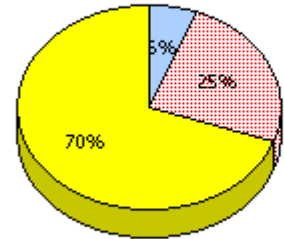
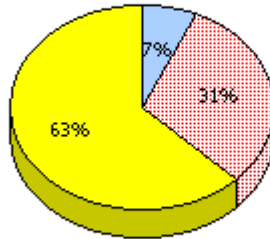
2011

Apr 30, 2011 (1)



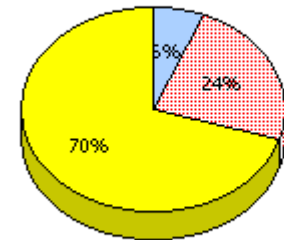
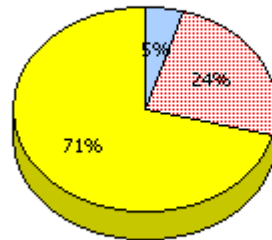
2010

AGR (2)



2009

AGR (1)



2008

AGR (0)



Unknown



Not Yet Meeting (1 or 2)



Meeting or Exceeding (3,4,5)

* In some cases, CRT numbers may exceed AGR numbers based on late enrolments. Pie chart is based on the number of students who wrote the CRT.

* French Immersion students not included

* Reading score is composite of Information and Poet.

District 3 - Nova Central

School #: 405 Cottrell's Cove Academy

Reading

School

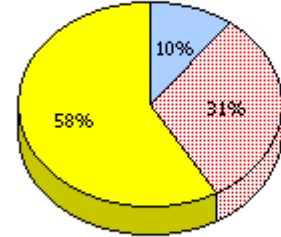
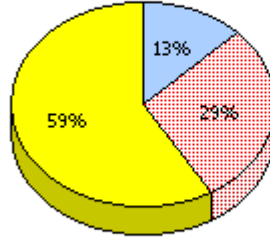
District

Province

School data with 5 or fewer students withheld for reasons of confidentiality.

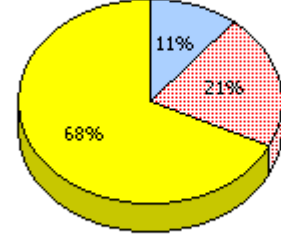
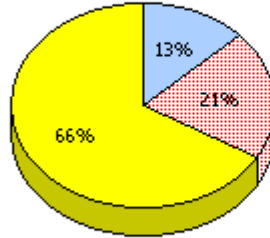
2011

Apr 30, 2011 (1)



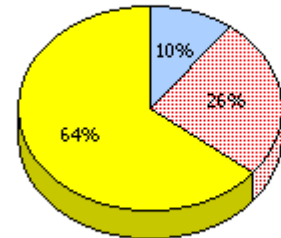
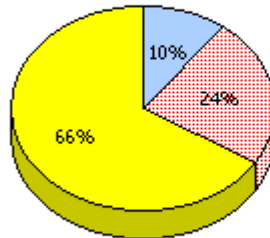
2010

AGR (2)



2009

AGR (1)



2008

AGR (0)



Unknown



Not Yet Meeting (1 or 2)



Meeting or Exceeding (3,4,5)

* In some cases, CRT numbers may exceed AGR numbers based on late enrolments. Pie chart is based on the number of students who wrote the CRT.

* French Immersion students not included

* Reading score is composite of Information and Poet.

District 3 - Nova Central

School #: 405 Cottrell's Cove Academy

Demand Writing

Percentage of students at level 3 or above (2008 - 2011)

School data with 5 or fewer students withheld for reasons of confidentiality.

 School  District  Province

Reading

Percentage of students at level 3 or above (2008 - 2011)

School data with 5 or fewer students withheld for reasons of confidentiality.

 School  District  Province

* In some cases, CRT numbers may exceed AGR numbers based on late enrolments. Pie chart is based on the number of students who wrote the CRT.

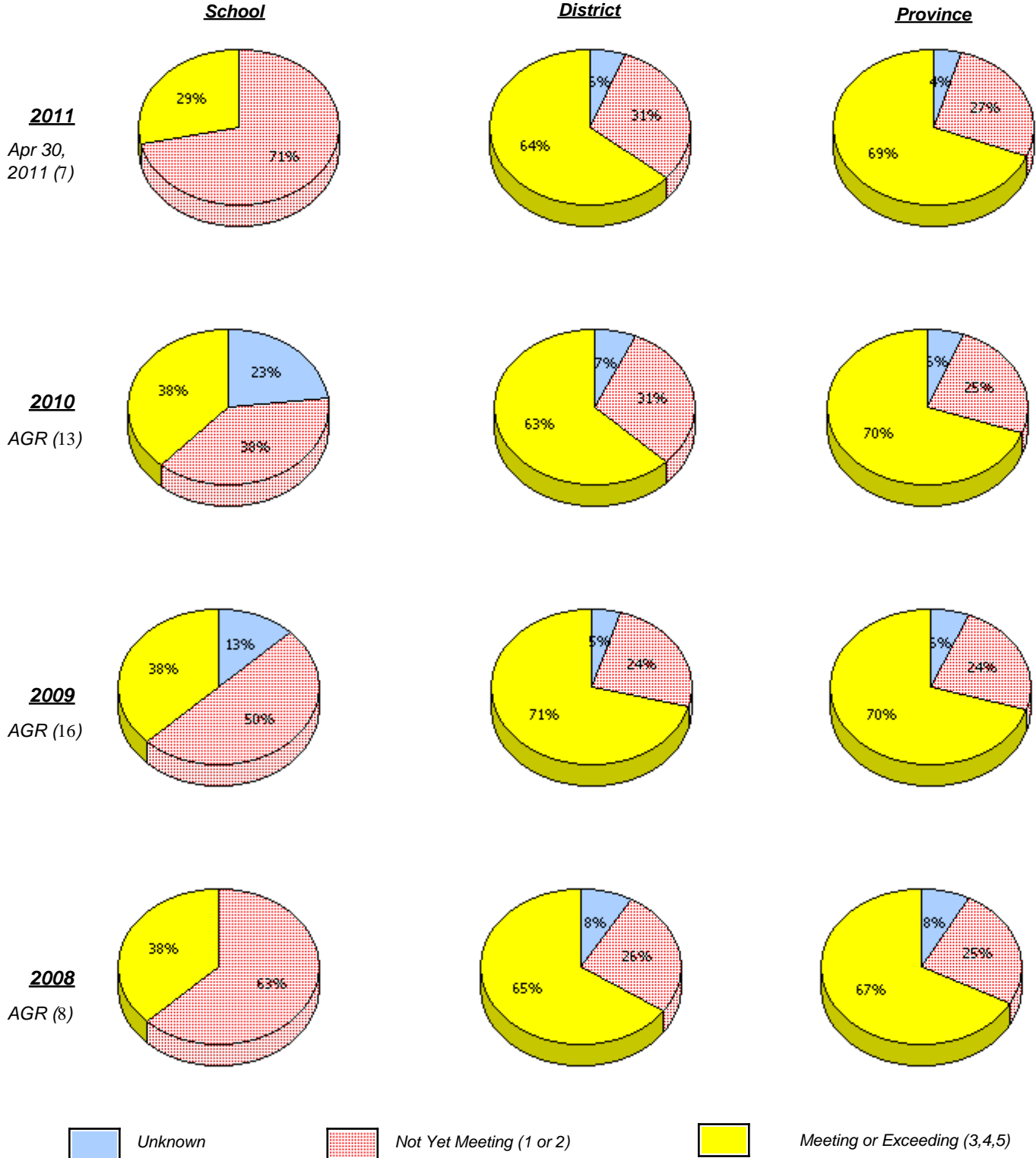
* French Immersion students not included

* Reading score is composite of Information and Poet.

District 3 - Nova Central

School #: 406 Fitzgerald Academy

Demand Writing



* In some cases, CRT numbers may exceed AGR numbers based on late enrolments. Pie chart is based on the number of students who wrote the CRT.

* French Immersion students not included

* Reading score is composite of Information and Poet.

District 3 - Nova Central

School #: 406 Fitzgerald Academy

Reading

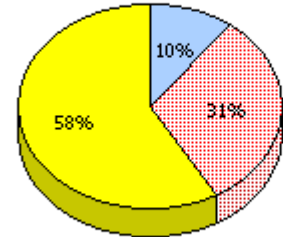
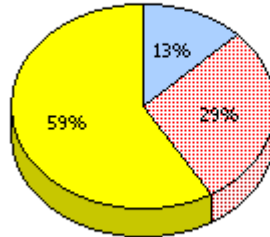
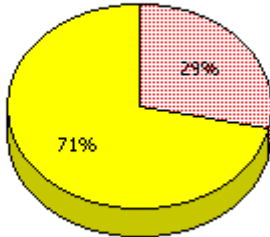
School

District

Province

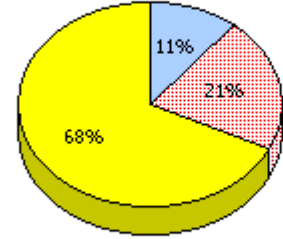
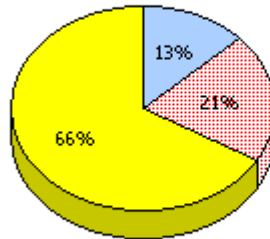
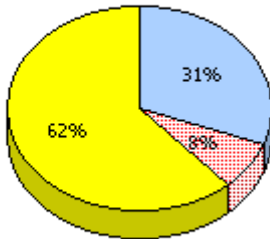
2011

Apr 30,
2011 (7)



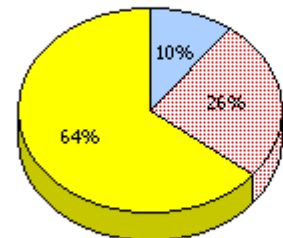
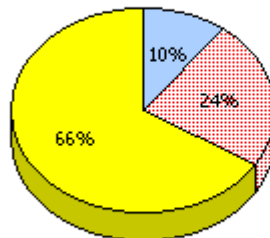
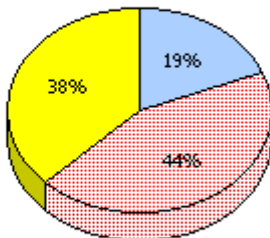
2010

AGR (13)



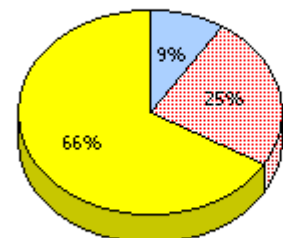
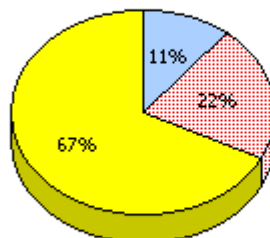
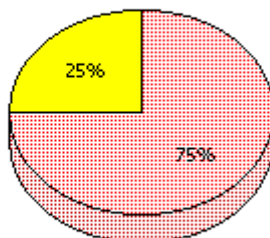
2009

AGR (16)



2008

AGR (8)



Unknown
 Not Yet Meeting (1 or 2)
 Meeting or Exceeding (3,4,5)

* In some cases, CRT numbers may exceed AGR numbers based on late enrolments. Pie chart is based on the number of students who wrote the CRT.

* French Immersion students not included

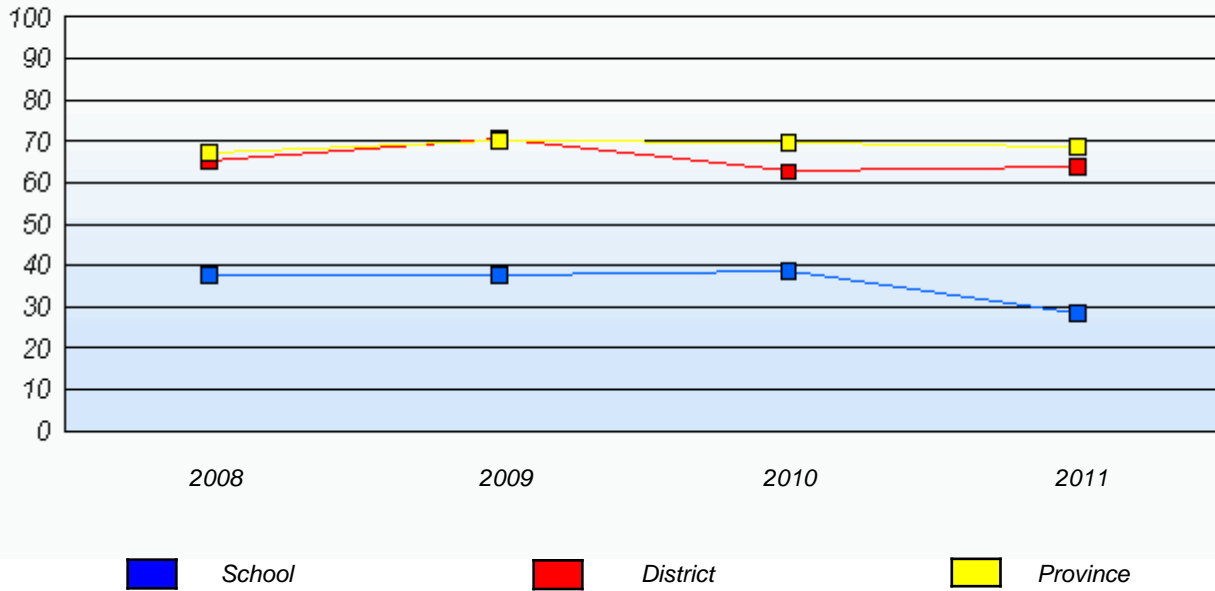
* Reading score is composite of Information and Poet.

District 3 - Nova Central

School #: 406 Fitzgerald Academy

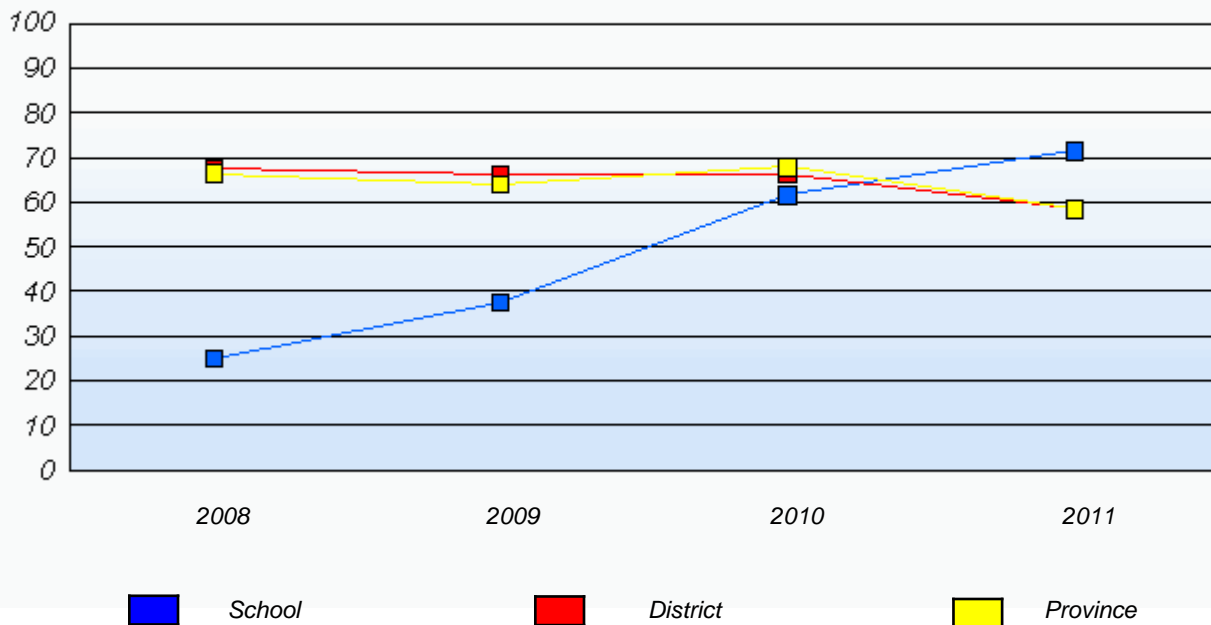
Demand Writing

Percentage of students at level 3 or above (2008 - 2011)



Reading

Percentage of students at level 3 or above (2008 - 2011)



* In some cases, CRT numbers may exceed AGR numbers based on late enrolments. Pie chart is based on the number of students who wrote the CRT.

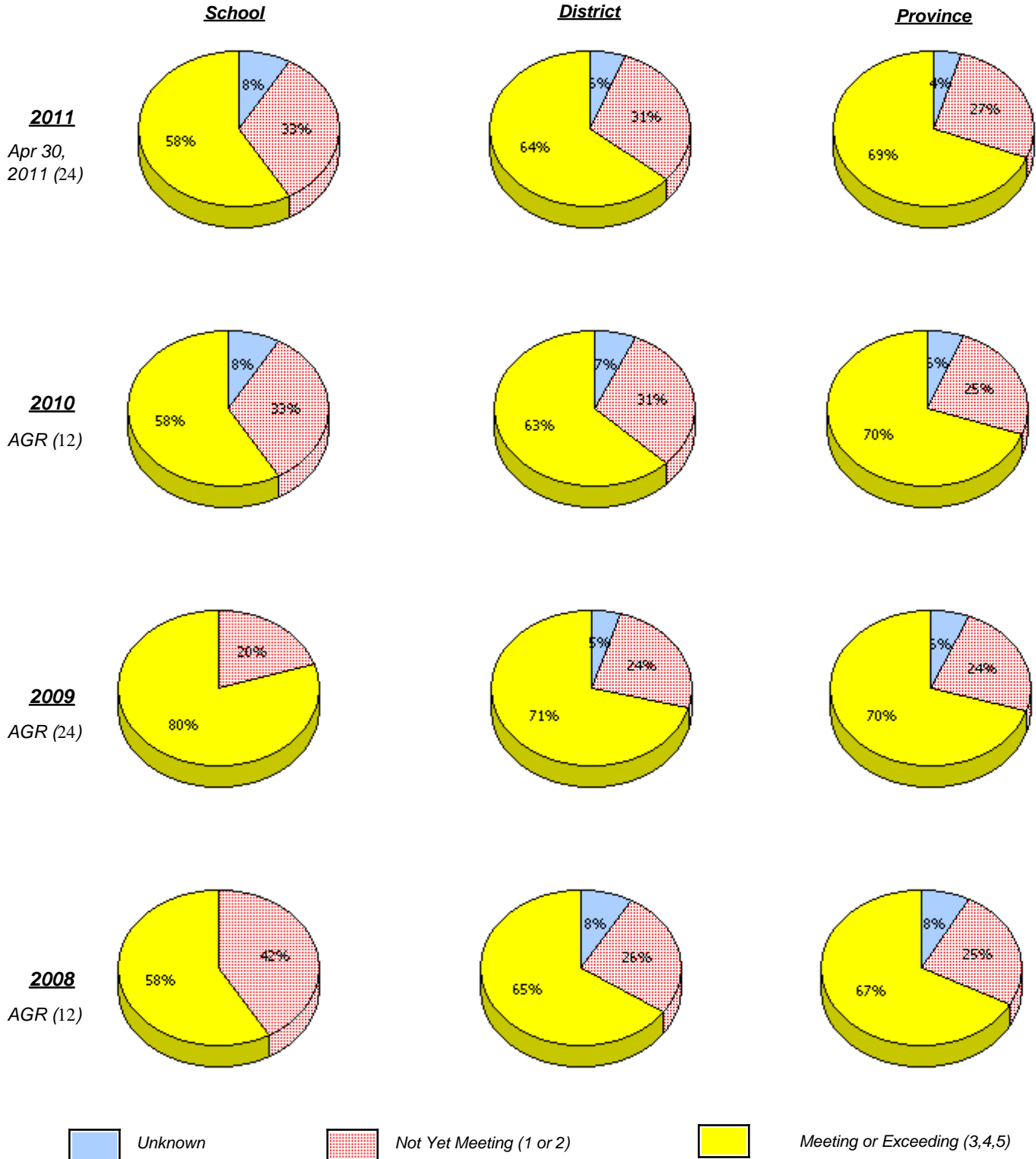
* French Immersion students not included

* Reading score is composite of Information and Poet.

District 3 - Nova Central

School #: 407 Bay d'Espoir Academy

Demand Writing



* In some cases, CRT numbers may exceed AGR numbers based on late enrolments. Pie chart is based on the number of students who wrote the CRT.

* French Immersion students not included

* Reading score is composite of Information and Poet.

District 3 - Nova Central

School #: 407 Bay d'Espoir Academy

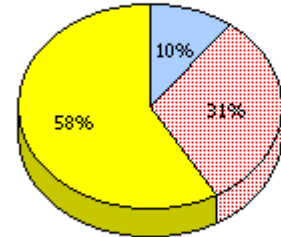
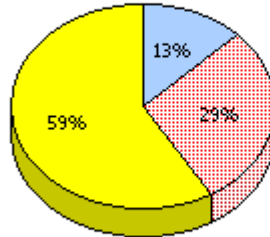
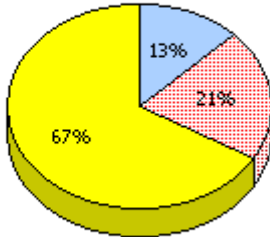
Reading

School

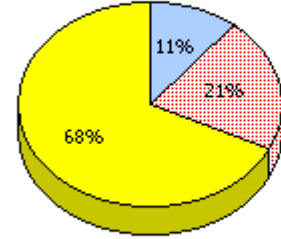
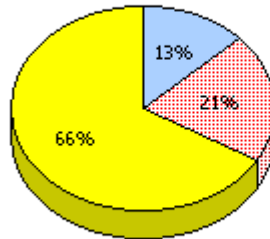
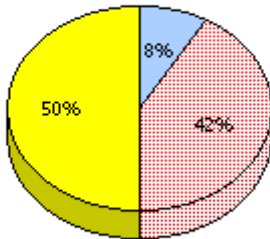
District

Province

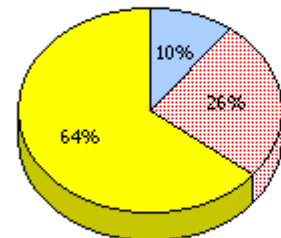
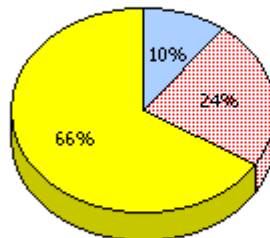
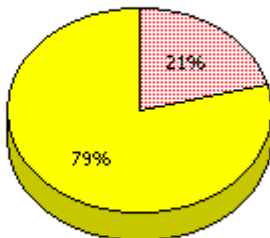
2011
Apr 30,
2011 (24)



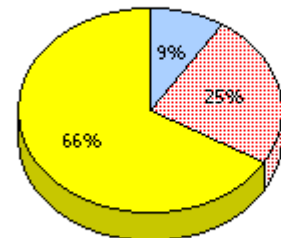
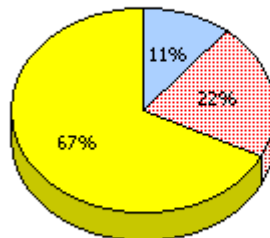
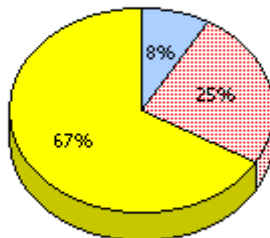
2010
AGR (12)



2009
AGR (24)



2008
AGR (12)



Unknown
 Not Yet Meeting (1 or 2)
 Meeting or Exceeding (3,4,5)

* In some cases, CRT numbers may exceed AGR numbers based on late enrolments. Pie chart is based on the number of students who wrote the CRT.

* French Immersion students not included

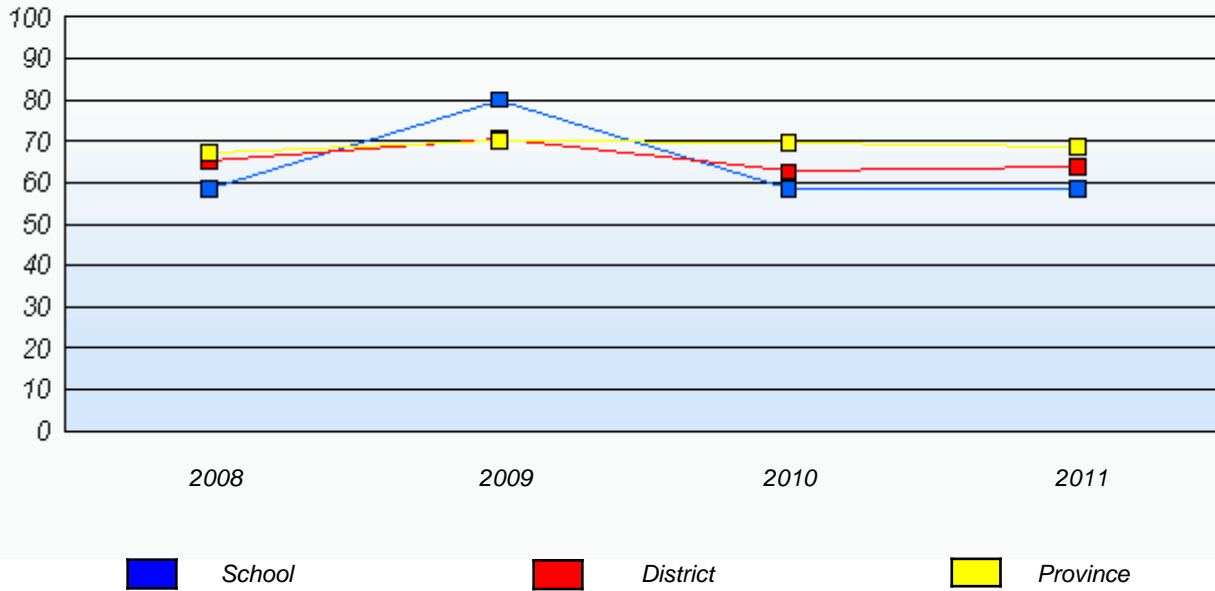
* Reading score is composite of Information and Poet.

District 3 - Nova Central

School #: 407 Bay d'Espoir Academy

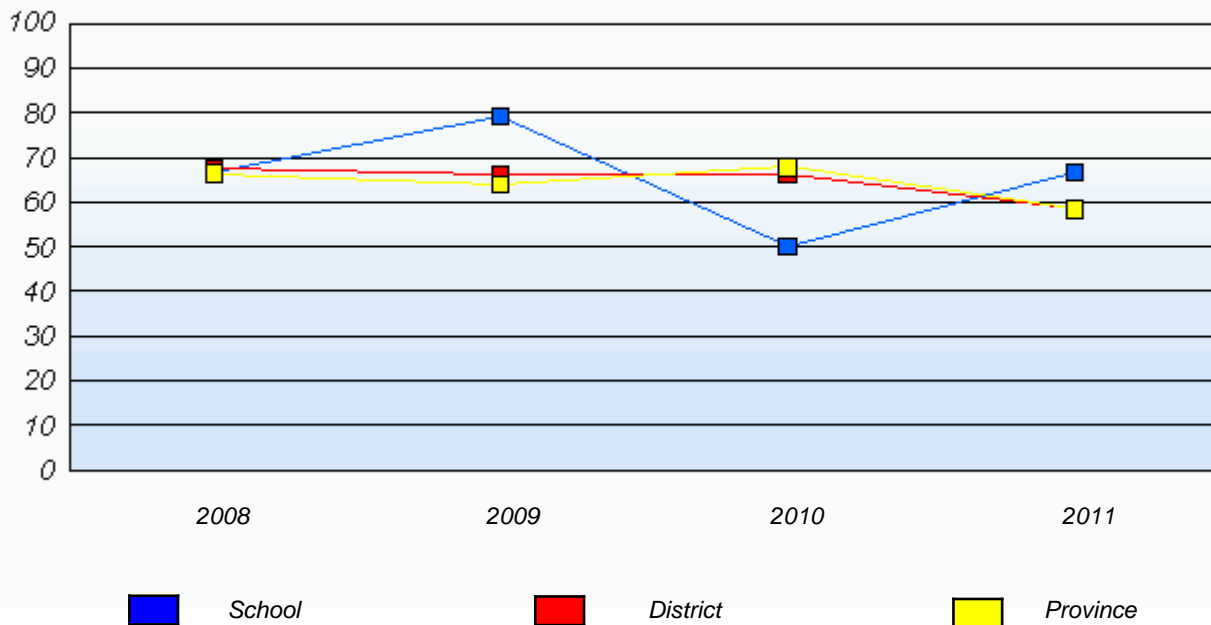
Demand Writing

Percentage of students at level 3 or above (2008 - 2011)



Reading

Percentage of students at level 3 or above (2008 - 2011)



* In some cases, CRT numbers may exceed AGR numbers based on late enrolments. Pie chart is based on the number of students who wrote the CRT.

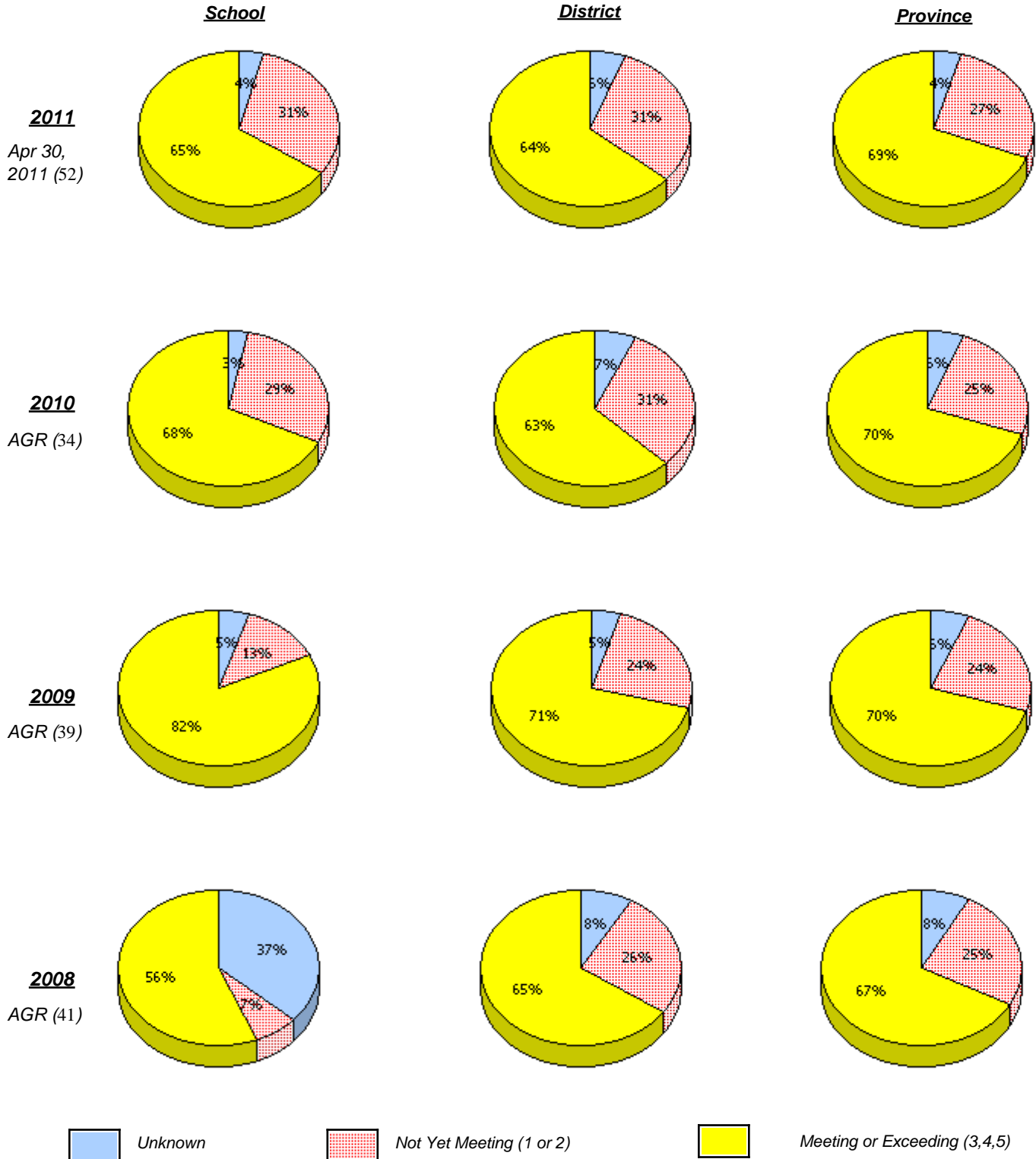
* French Immersion students not included

* Reading score is composite of Information and Poet.

District 3 - Nova Central

School #: 409 Indian River Academy

Demand Writing



* In some cases, CRT numbers may exceed AGR numbers based on late enrolments. Pie chart is based on the number of students who wrote the CRT.

* French Immersion students not included

* Reading score is composite of Information and Poet.

District 3 - Nova Central

School #: 409 Indian River Academy

Reading

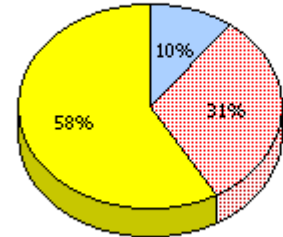
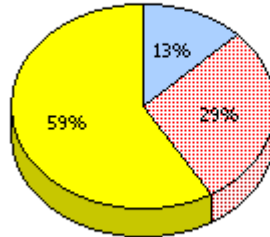
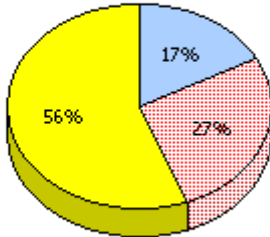
School

District

Province

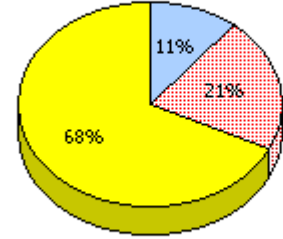
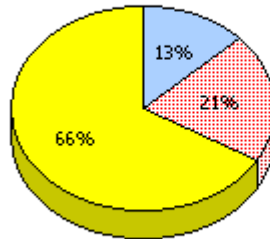
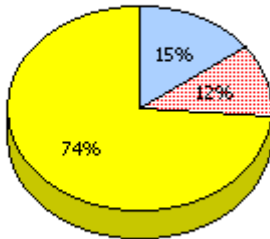
2011

Apr 30,
2011 (52)



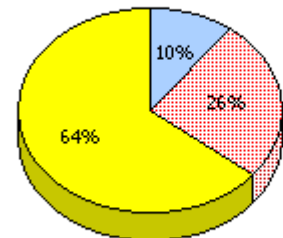
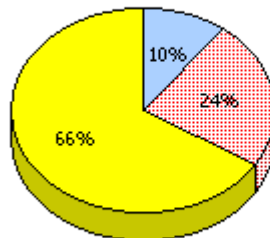
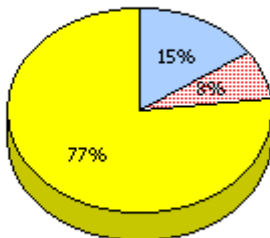
2010

AGR (34)



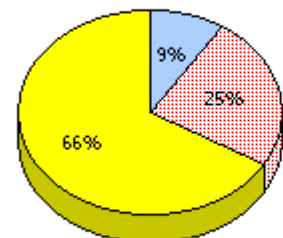
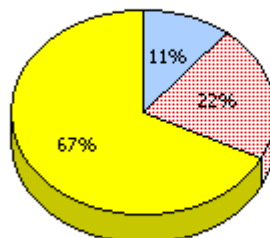
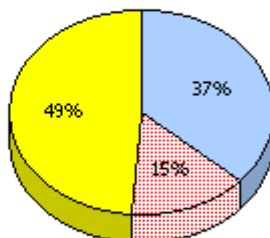
2009

AGR (39)



2008

AGR (41)



Unknown
 Not Yet Meeting (1 or 2)
 Meeting or Exceeding (3,4,5)

* In some cases, CRT numbers may exceed AGR numbers based on late enrolments. Pie chart is based on the number of students who wrote the CRT.

* French Immersion students not included

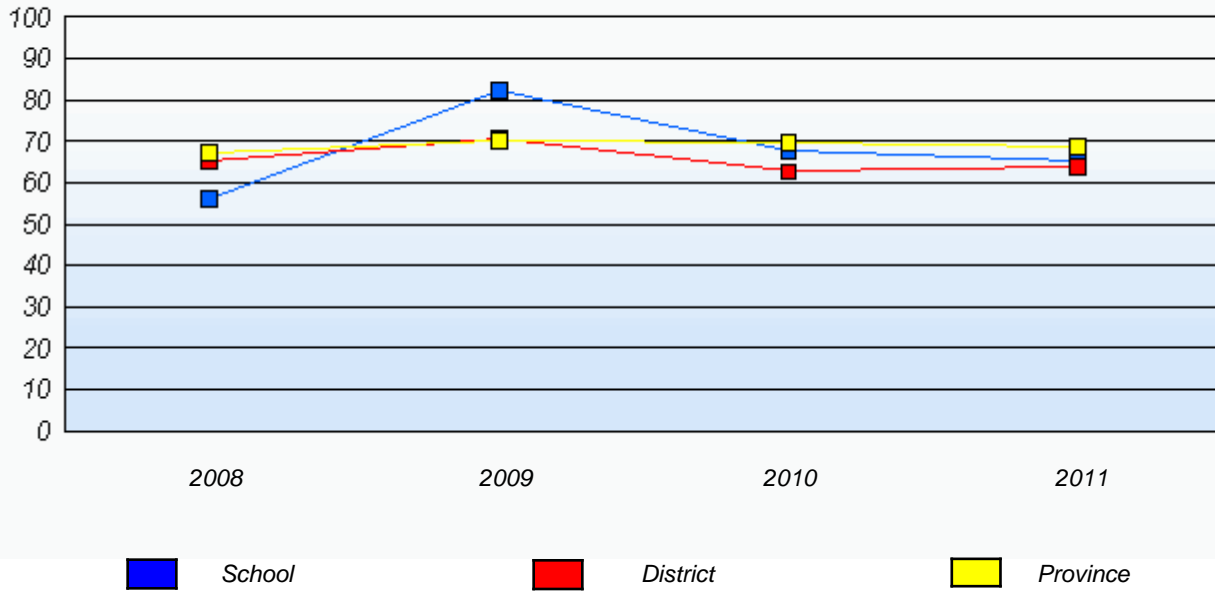
* Reading score is composite of Information and Poet.

District 3 - Nova Central

School #: 409 Indian River Academy

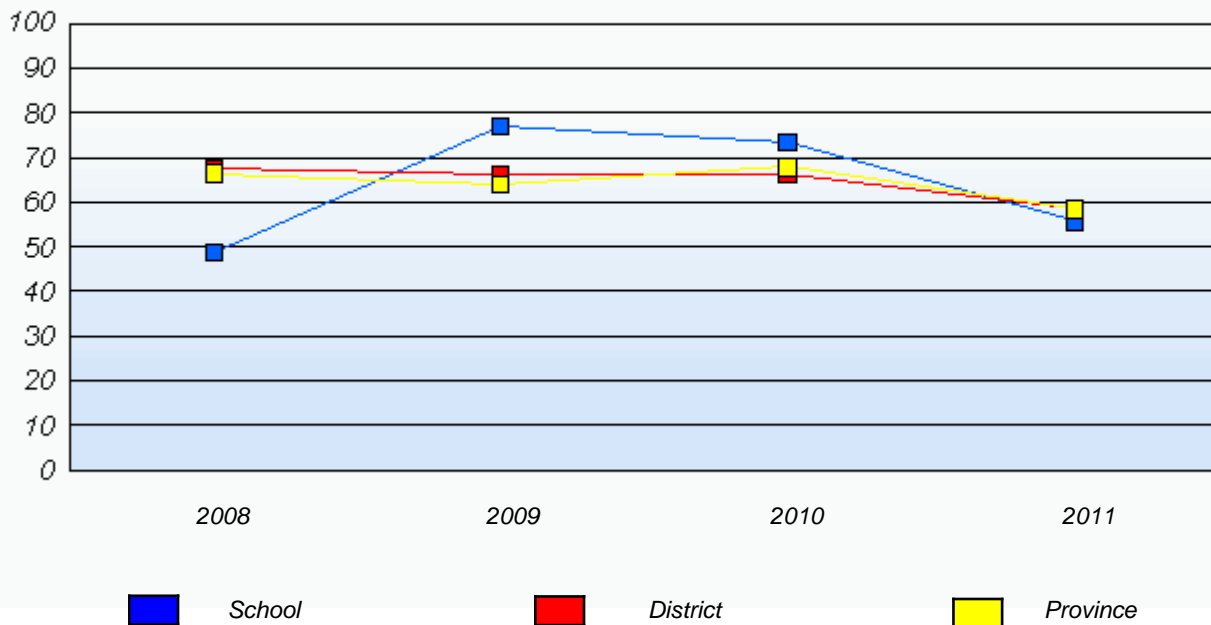
Demand Writing

Percentage of students at level 3 or above (2008 - 2011)



Reading

Percentage of students at level 3 or above (2008 - 2011)



* In some cases, CRT numbers may exceed AGR numbers based on late enrolments. Pie chart is based on the number of students who wrote the CRT.

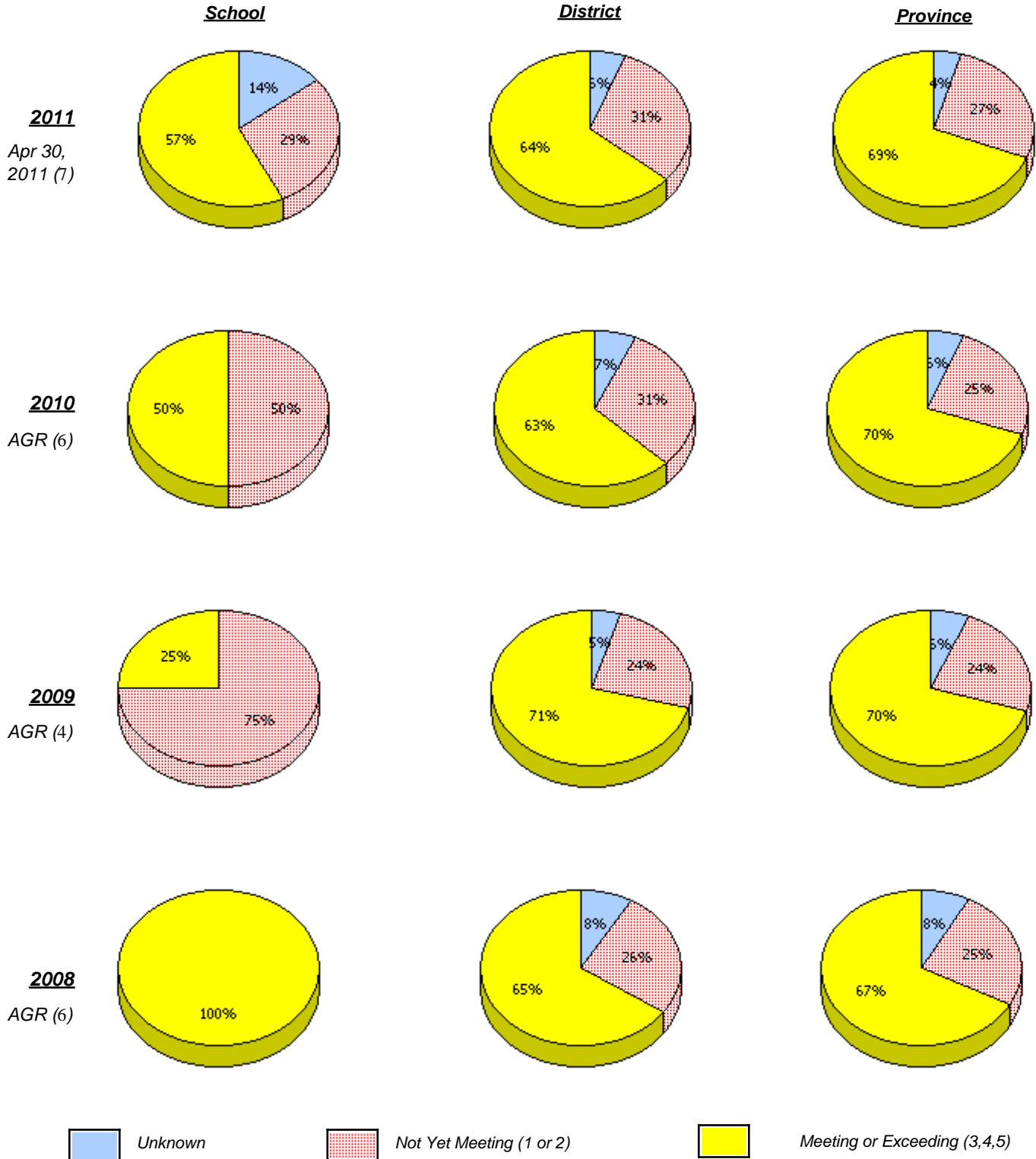
* French Immersion students not included

* Reading score is composite of Information and Poet.

District 3 - Nova Central

School #: 413 Holy Cross School Complex

Demand Writing



* In some cases, CRT numbers may exceed AGR numbers based on late enrolments. Pie chart is based on the number of students who wrote the CRT.

* French Immersion students not included

* Reading score is composite of Information and Poet.

District 3 - Nova Central

School #: 413 Holy Cross School Complex

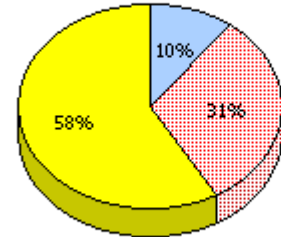
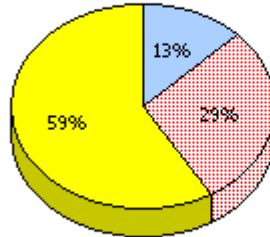
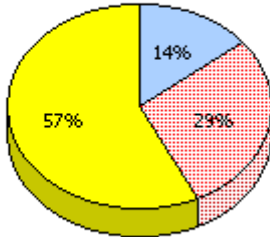
Reading

School

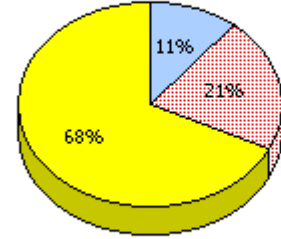
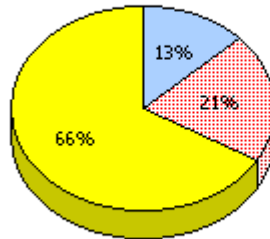
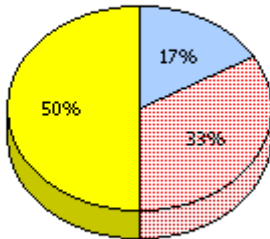
District

Province

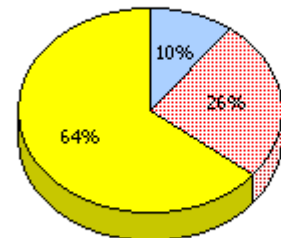
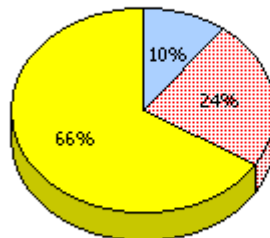
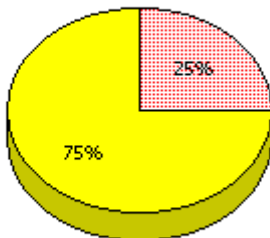
2011
Apr 30,
2011 (7)



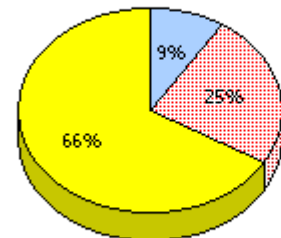
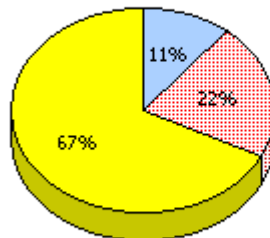
2010
AGR (6)



2009
AGR (4)



2008
AGR (6)



Unknown
 Not Yet Meeting (1 or 2)
 Meeting or Exceeding (3,4,5)

* In some cases, CRT numbers may exceed AGR numbers based on late enrolments. Pie chart is based on the number of students who wrote the CRT.

* French Immersion students not included

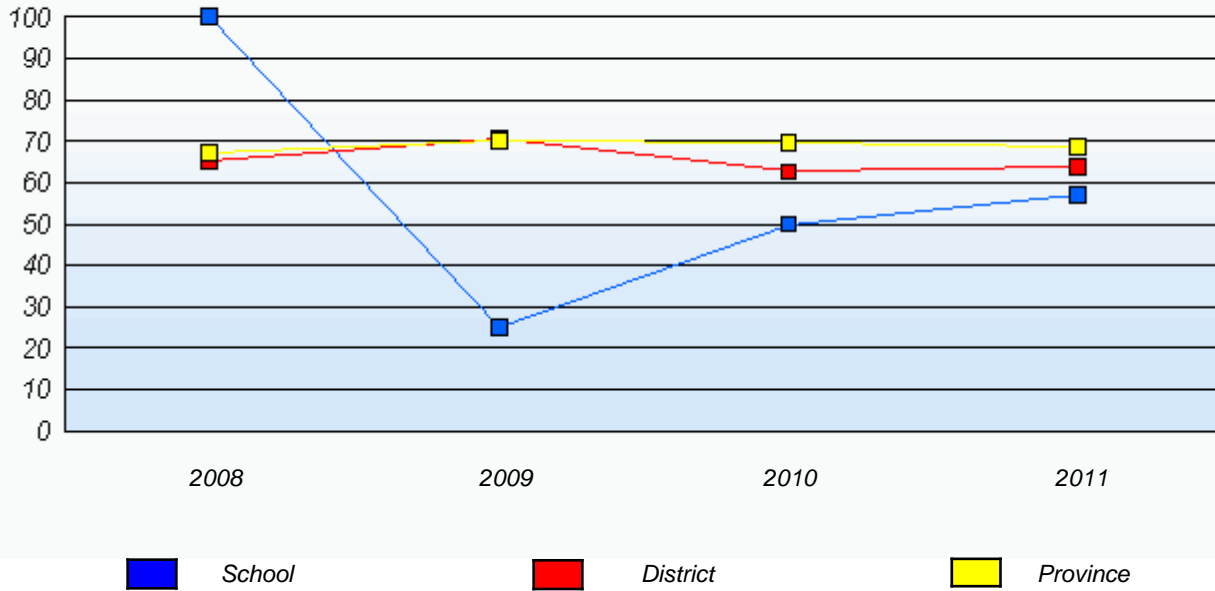
* Reading score is composite of Information and Poet.

District 3 - Nova Central

School #: 413 Holy Cross School Complex

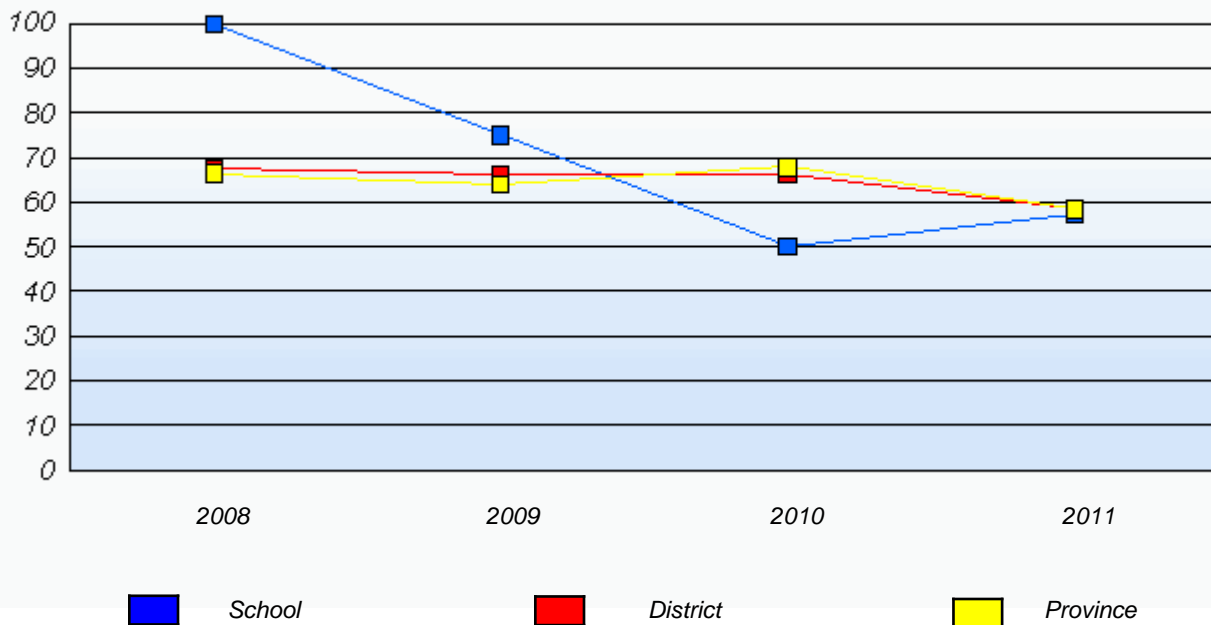
Demand Writing

Percentage of students at level 3 or above (2008 - 2011)



Reading

Percentage of students at level 3 or above (2008 - 2011)



* In some cases, CRT numbers may exceed AGR numbers based on late enrolments. Pie chart is based on the number of students who wrote the CRT.

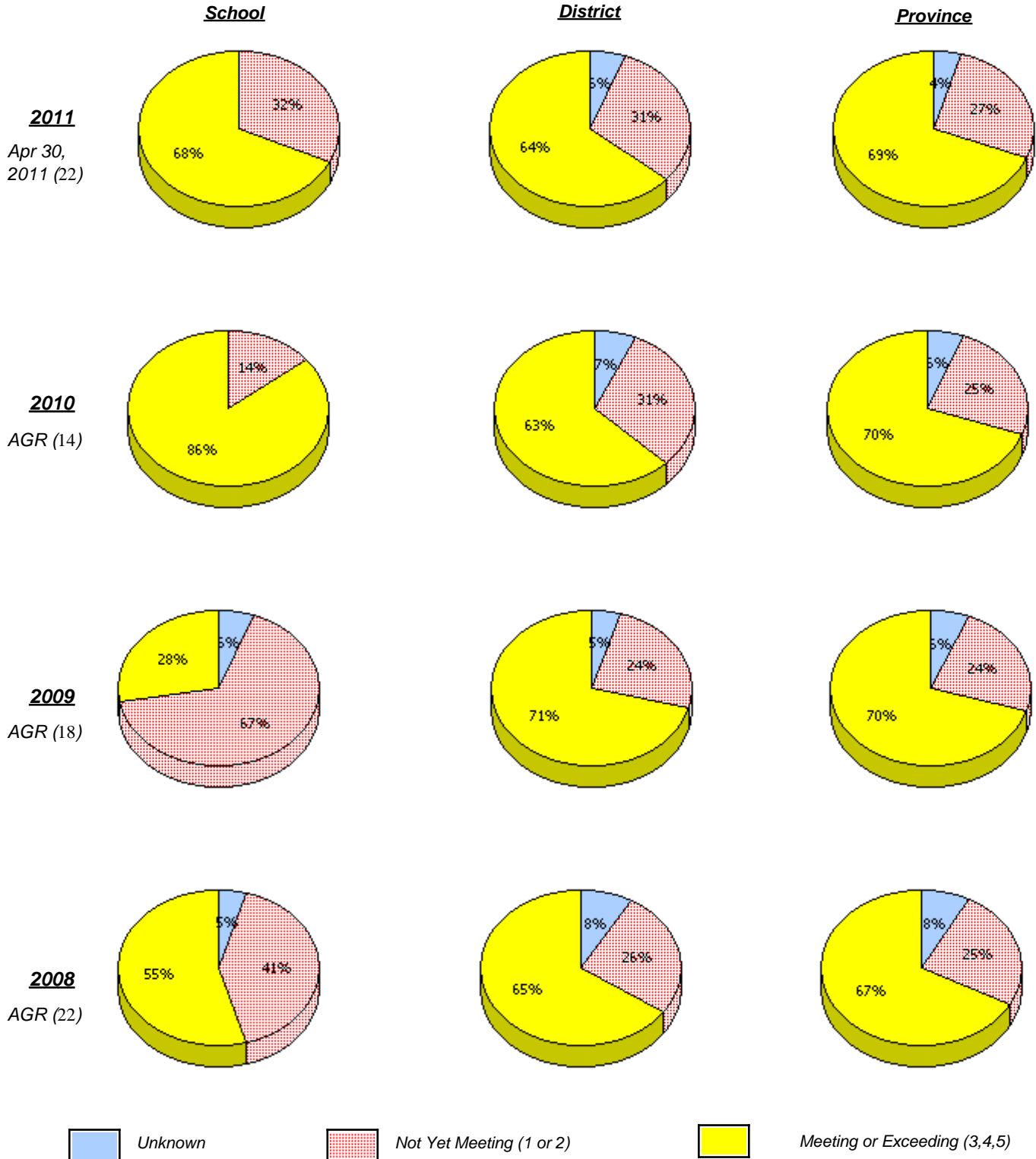
* French Immersion students not included

* Reading score is composite of Information and Poet.

District 3 - Nova Central

School #: 414 Fogo Island Central Academy

Demand Writing



* In some cases, CRT numbers may exceed AGR numbers based on late enrolments. Pie chart is based on the number of students who wrote the CRT.

* French Immersion students not included

* Reading score is composite of Information and Poet.

District 3 - Nova Central

School #: 414 Fogo Island Central Academy

Reading

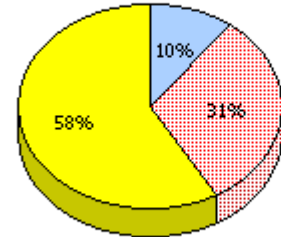
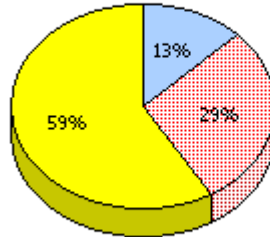
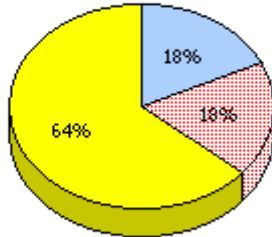
School

District

Province

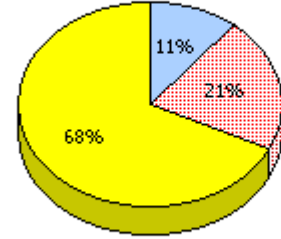
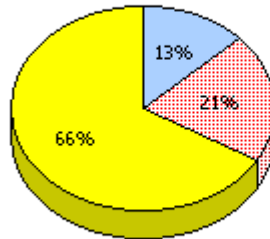
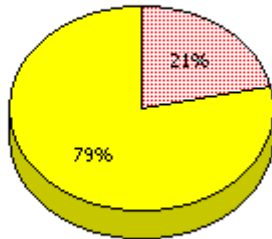
2011

Apr 30,
2011 (22)



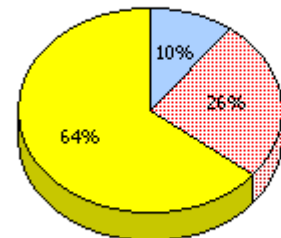
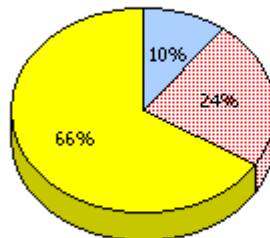
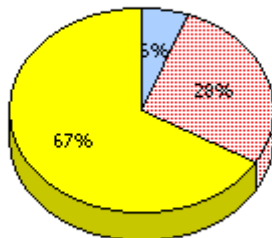
2010

AGR (14)



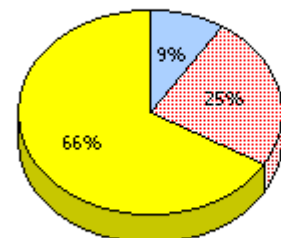
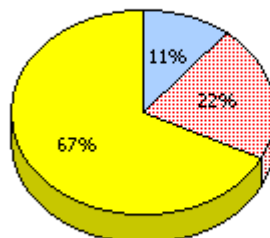
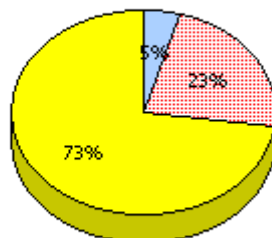
2009

AGR (18)



2008

AGR (22)



Unknown
 Not Yet Meeting (1 or 2)
 Meeting or Exceeding (3,4,5)

* In some cases, CRT numbers may exceed AGR numbers based on late enrolments. Pie chart is based on the number of students who wrote the CRT.

* French Immersion students not included

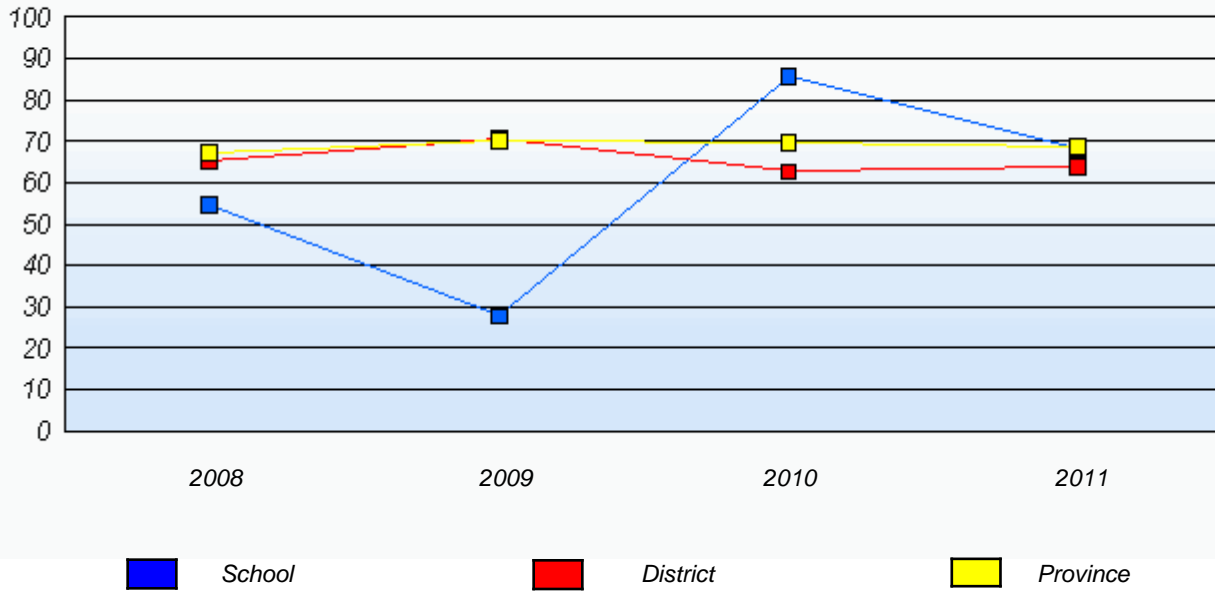
* Reading score is composite of Information and Poet.

District 3 - Nova Central

School #: 414 Fogo Island Central Academy

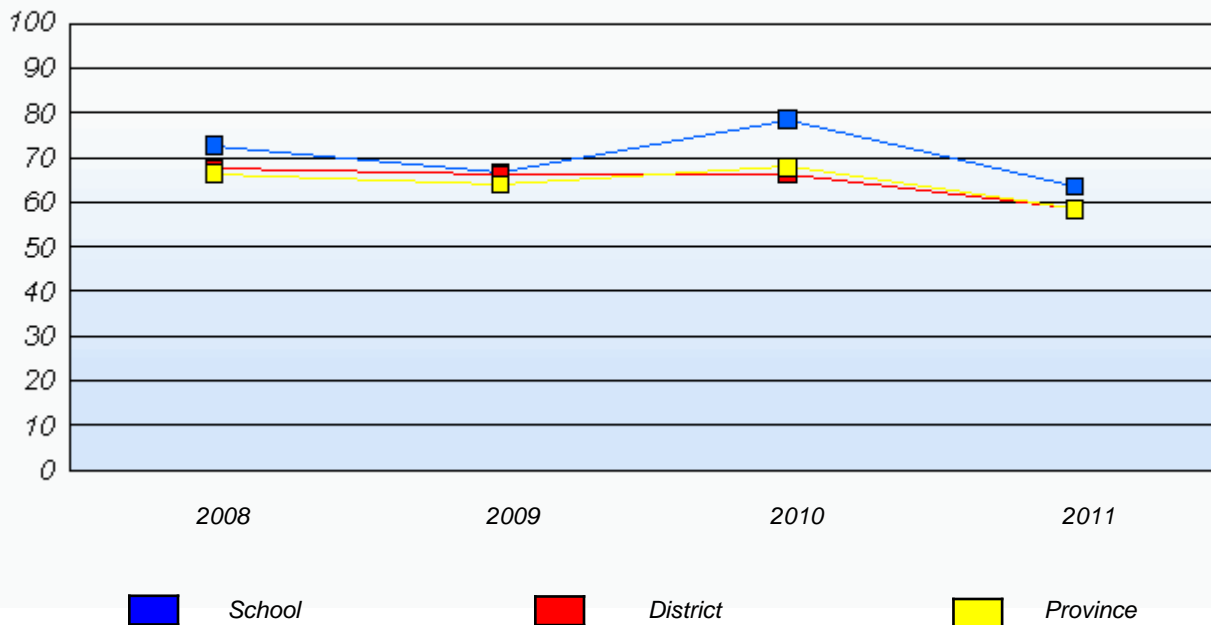
Demand Writing

Percentage of students at level 3 or above (2008 - 2011)



Reading

Percentage of students at level 3 or above (2008 - 2011)



* In some cases, CRT numbers may exceed AGR numbers based on late enrolments. Pie chart is based on the number of students who wrote the CRT.

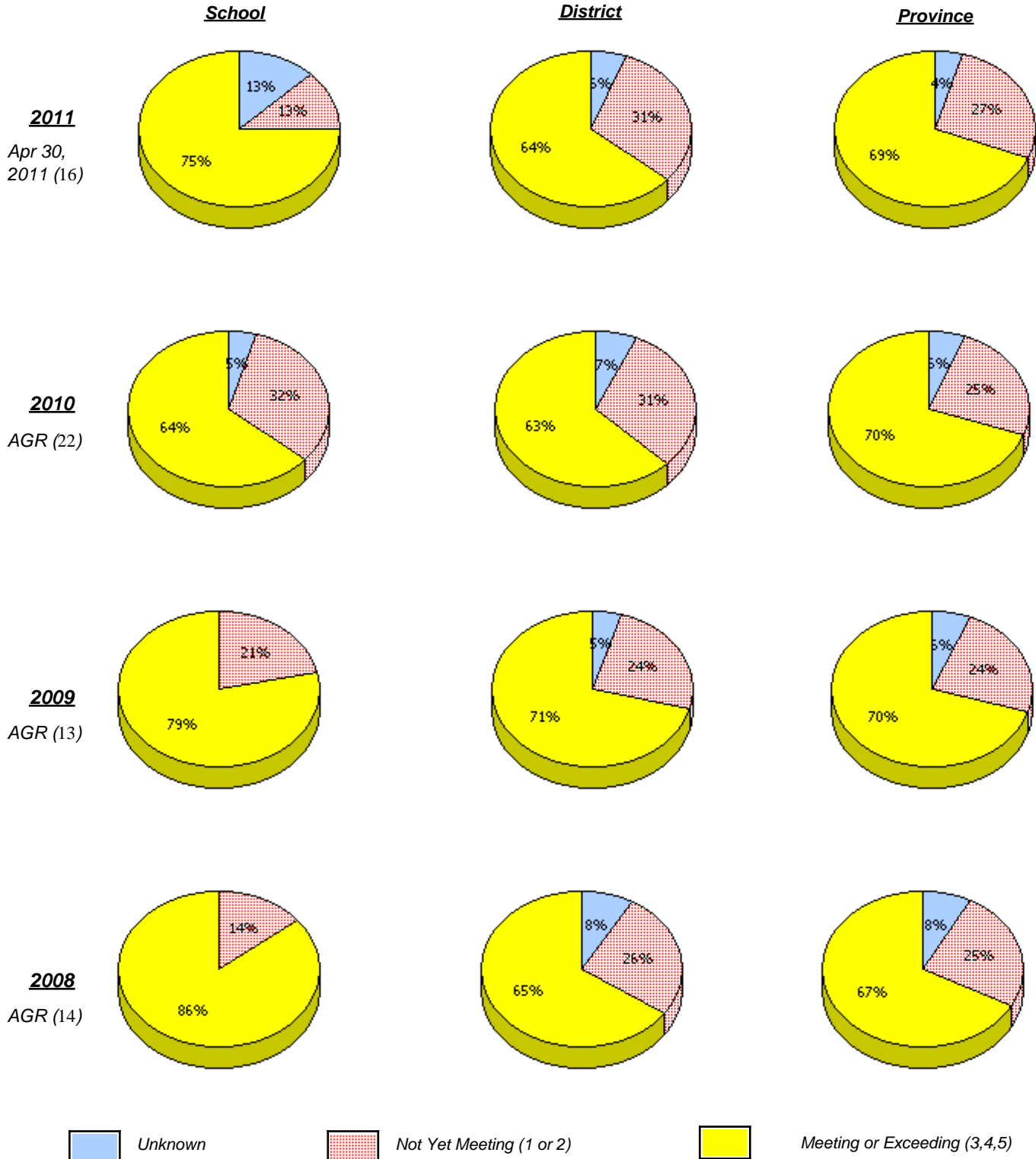
* French Immersion students not included

* Reading score is composite of Information and Poet.

District 3 - Nova Central

School #: 416 Smallwood Academy

Demand Writing



* In some cases, CRT numbers may exceed AGR numbers based on late enrolments. Pie chart is based on the number of students who wrote the CRT.

* French Immersion students not included

* Reading score is composite of Information and Poet.

District 3 - Nova Central

School #: 416 Smallwood Academy

Reading

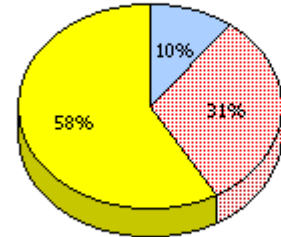
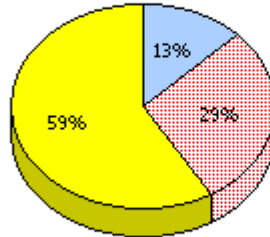
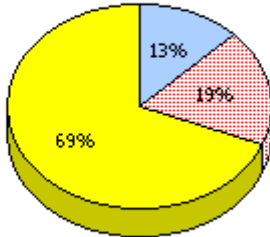
School

District

Province

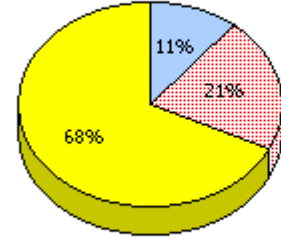
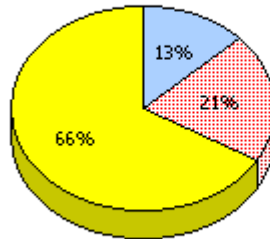
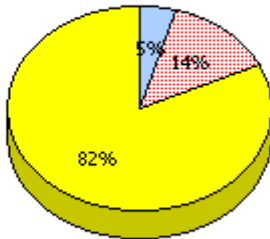
2011

Apr 30,
2011 (16)



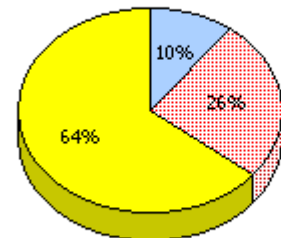
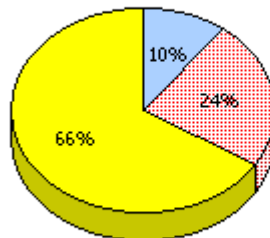
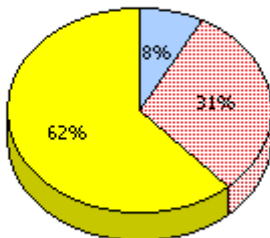
2010

AGR (22)



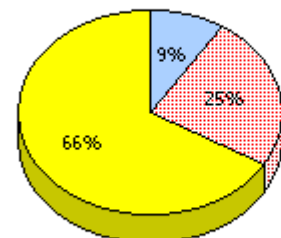
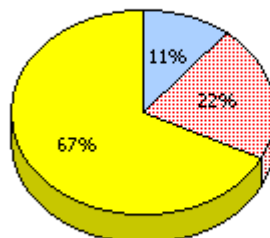
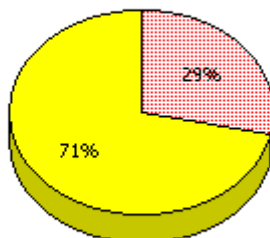
2009

AGR (13)



2008

AGR (14)



Unknown
 Not Yet Meeting (1 or 2)
 Meeting or Exceeding (3,4,5)

* In some cases, CRT numbers may exceed AGR numbers based on late enrolments. Pie chart is based on the number of students who wrote the CRT.

* French Immersion students not included

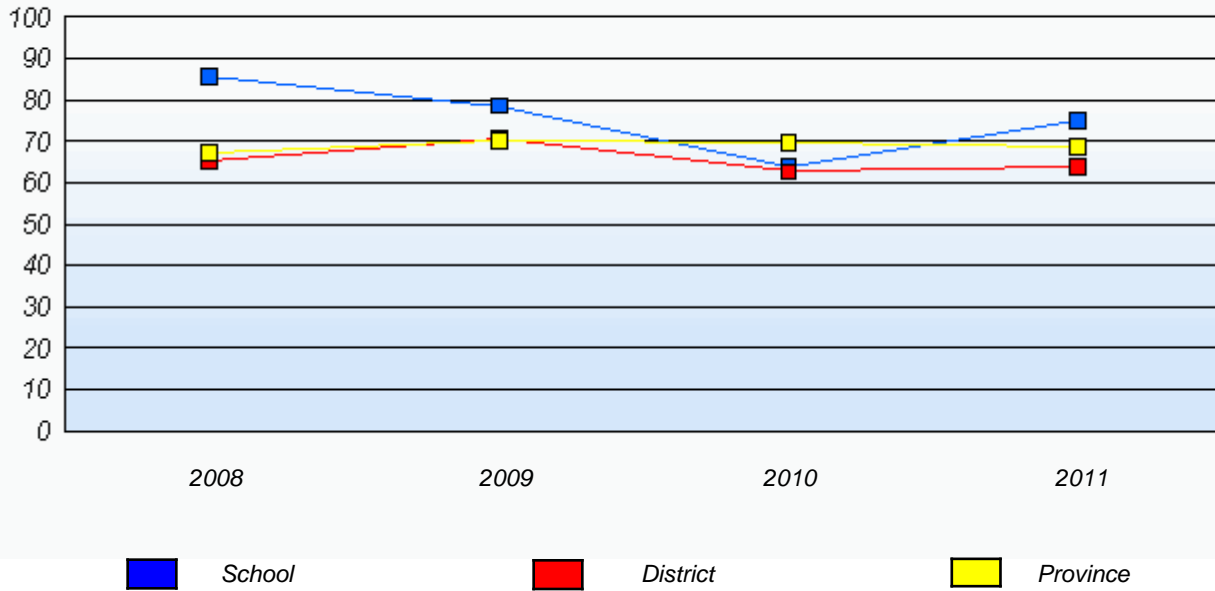
* Reading score is composite of Information and Poet.

District 3 - Nova Central

School #: 416 Smallwood Academy

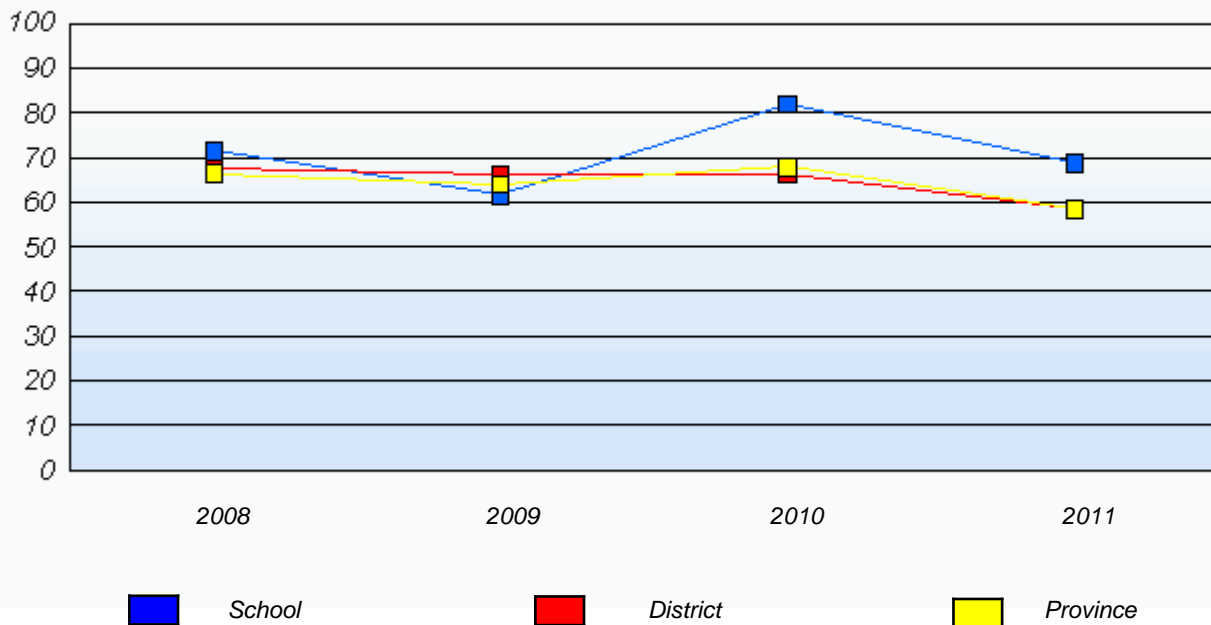
Demand Writing

Percentage of students at level 3 or above (2008 - 2011)



Reading

Percentage of students at level 3 or above (2008 - 2011)



* In some cases, CRT numbers may exceed AGR numbers based on late enrolments. Pie chart is based on the number of students who wrote the CRT.

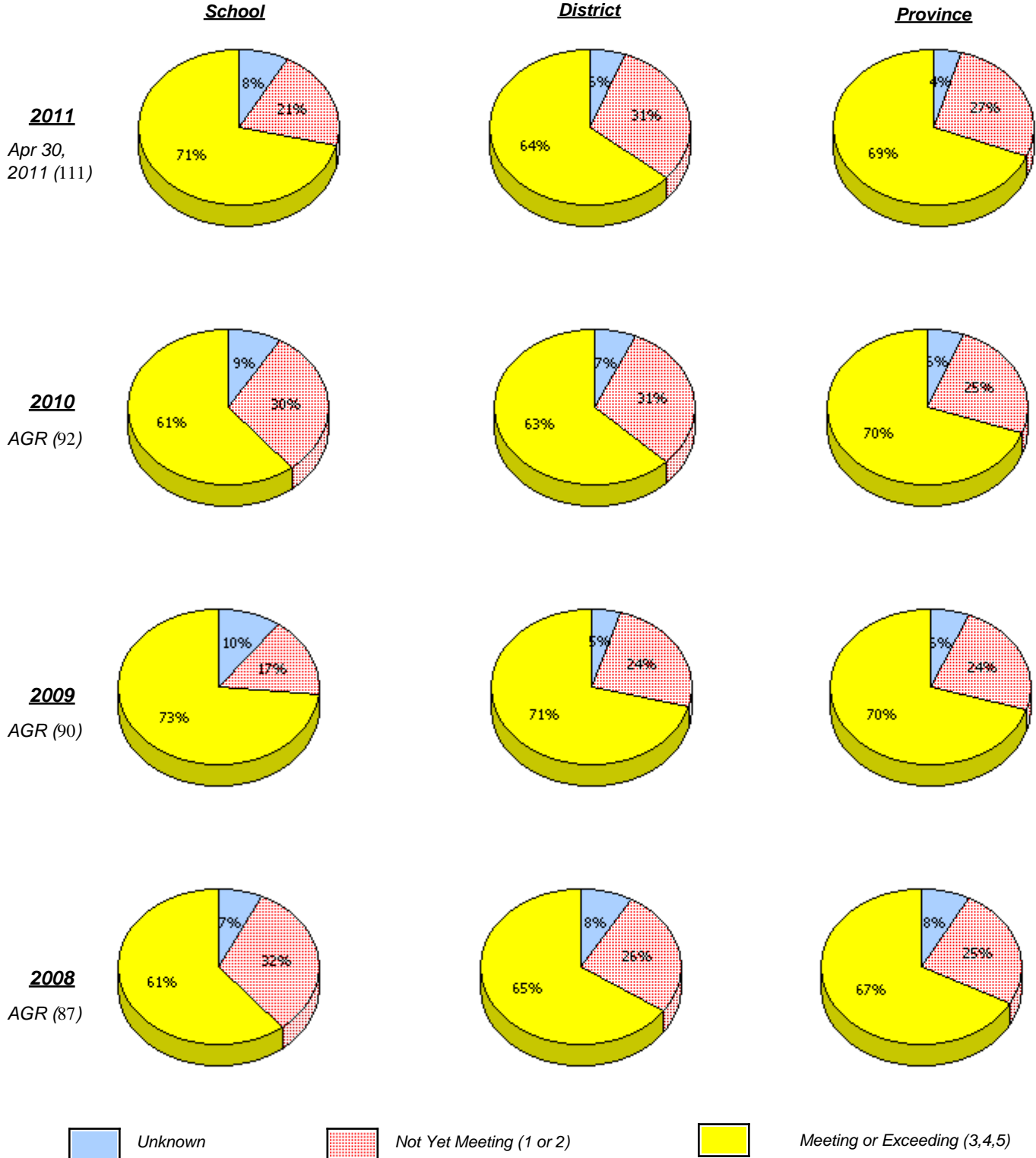
* French Immersion students not included

* Reading score is composite of Information and Poet.

District 3 - Nova Central

School #: 417 Gander Academy

Demand Writing



* In some cases, CRT numbers may exceed AGR numbers based on late enrolments. Pie chart is based on the number of students who wrote the CRT.

* French Immersion students not included

* Reading score is composite of Information and Poet.

District 3 - Nova Central

School #: 417 Gander Academy

Reading

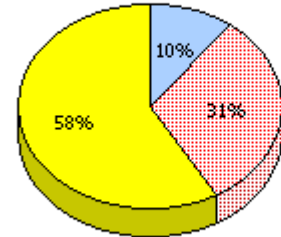
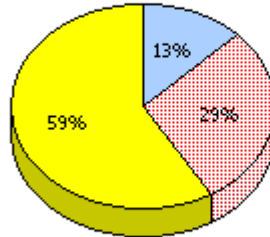
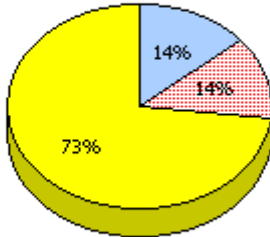
School

District

Province

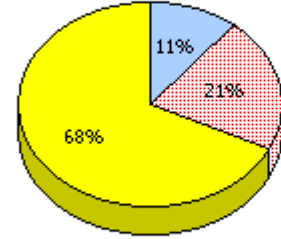
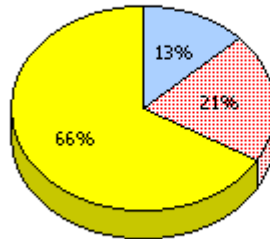
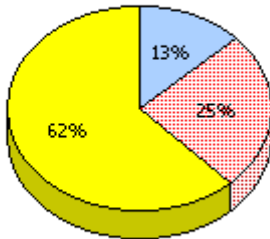
2011

Apr 30,
2011 (111)



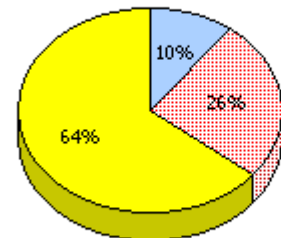
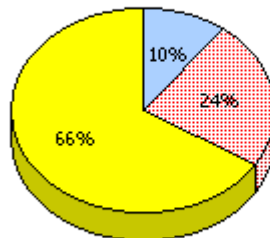
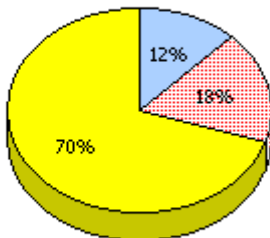
2010

AGR (92)



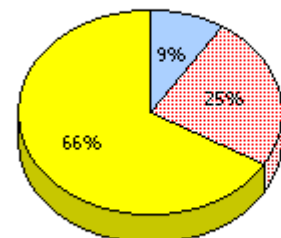
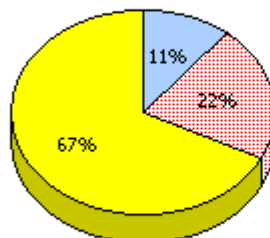
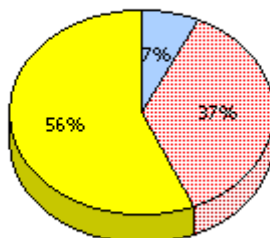
2009

AGR (90)



2008

AGR (87)



Unknown
 Not Yet Meeting (1 or 2)
 Meeting or Exceeding (3,4,5)

* In some cases, CRT numbers may exceed AGR numbers based on late enrolments. Pie chart is based on the number of students who wrote the CRT.

* French Immersion students not included

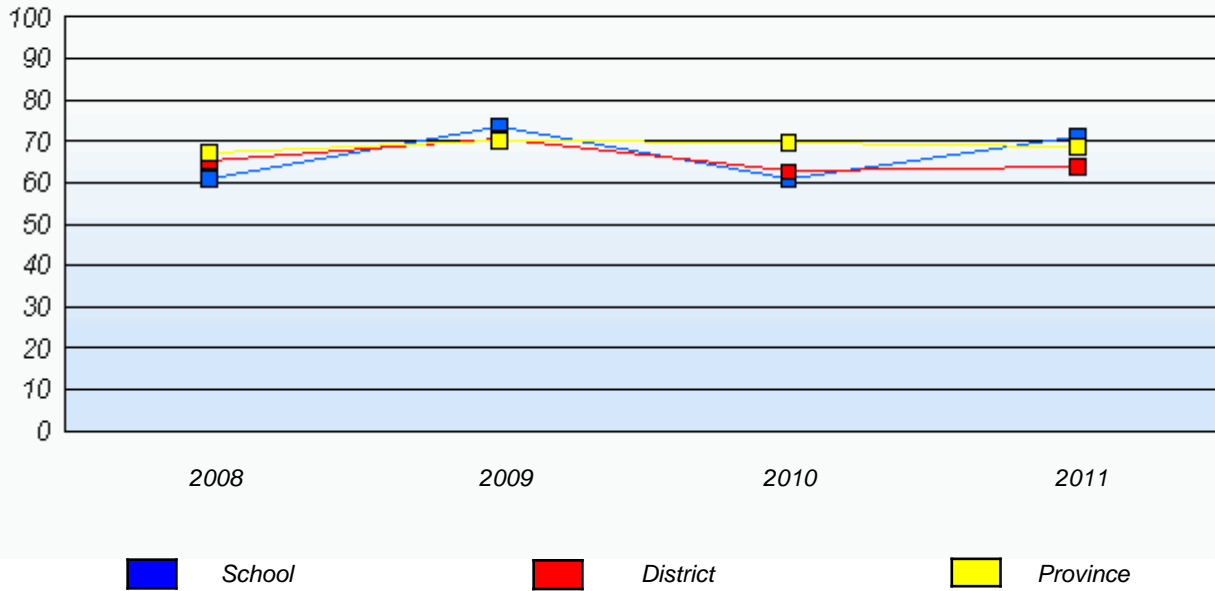
* Reading score is composite of Information and Poet.

District 3 - Nova Central

School #: 417 Gander Academy

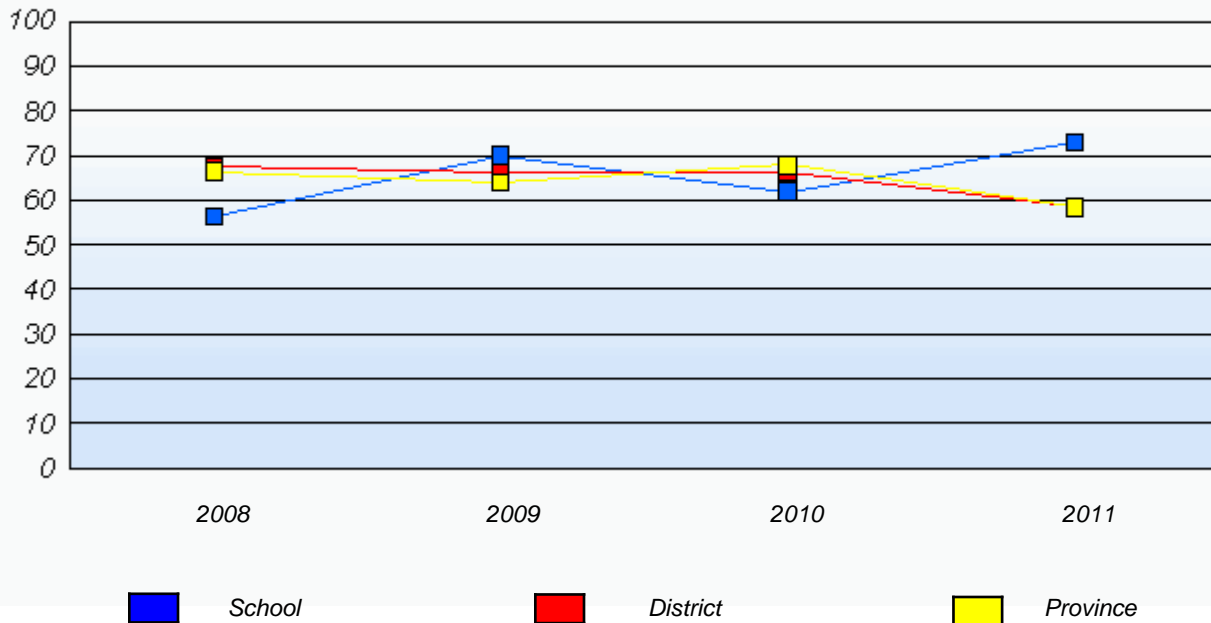
Demand Writing

Percentage of students at level 3 or above (2008 - 2011)



Reading

Percentage of students at level 3 or above (2008 - 2011)



* In some cases, CRT numbers may exceed AGR numbers based on late enrolments. Pie chart is based on the number of students who wrote the CRT.

* French Immersion students not included

* Reading score is composite of Information and Poet.

District 3 - Nova Central

School #: 421 Lakewood Academy

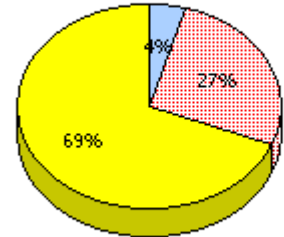
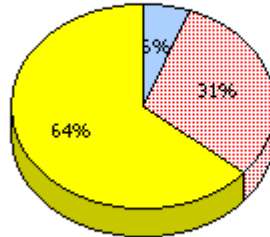
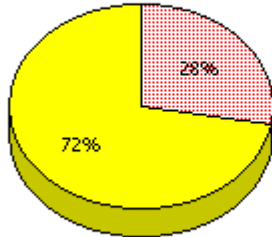
Demand Writing

School

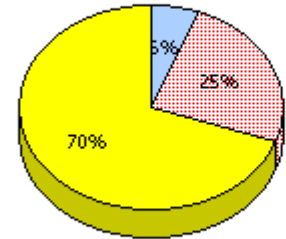
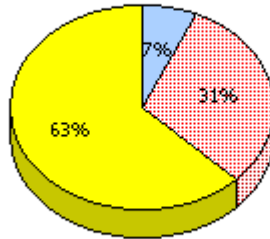
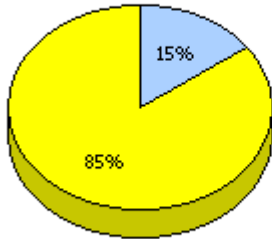
District

Province

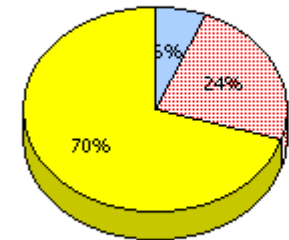
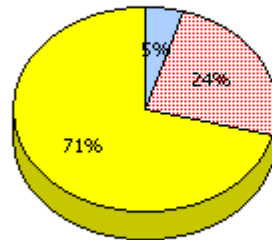
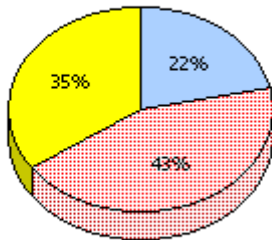
2011
Apr 30,
2011 (18)



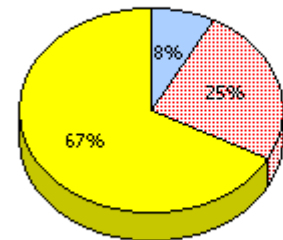
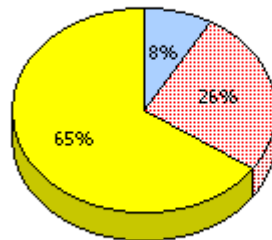
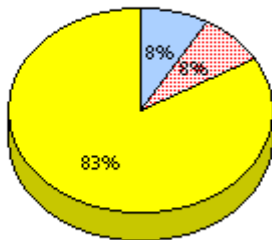
2010
AGR (20)



2009
AGR (23)



2008
AGR (12)



Unknown	Not Yet Meeting (1 or 2)	Meeting or Exceeding (3,4,5)
---------	--------------------------	------------------------------

* In some cases, CRT numbers may exceed AGR numbers based on late enrolments. Pie chart is based on the number of students who wrote the CRT.

* French Immersion students not included

* Reading score is composite of Information and Poet.

District 3 - Nova Central

School #: 421 Lakewood Academy

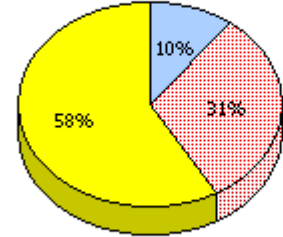
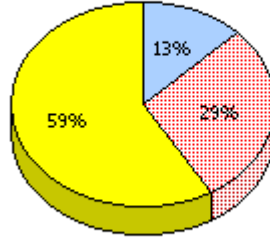
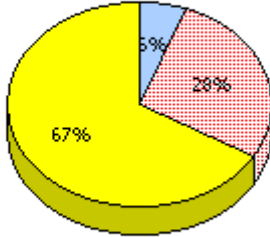
Reading

School

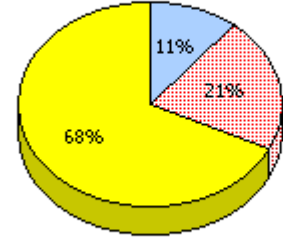
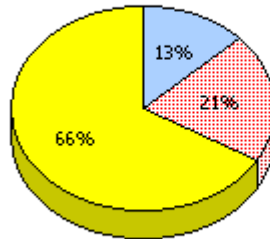
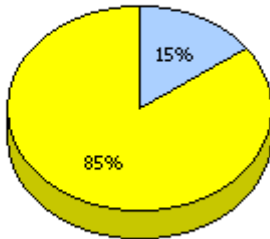
District

Province

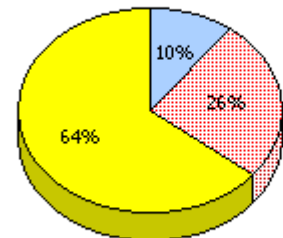
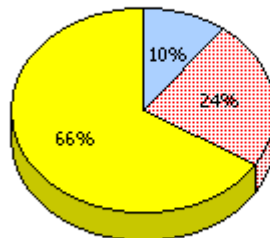
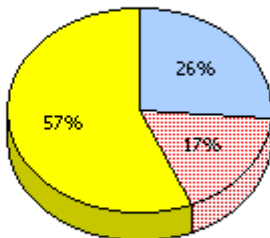
2011
Apr 30,
2011 (18)



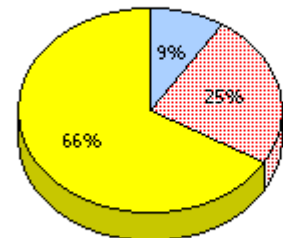
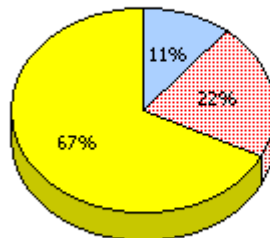
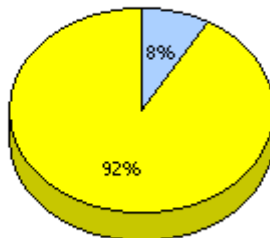
2010
AGR (20)



2009
AGR (23)



2008
AGR (12)



Unknown
 Not Yet Meeting (1 or 2)
 Meeting or Exceeding (3,4,5)

* In some cases, CRT numbers may exceed AGR numbers based on late enrolments. Pie chart is based on the number of students who wrote the CRT.

* French Immersion students not included

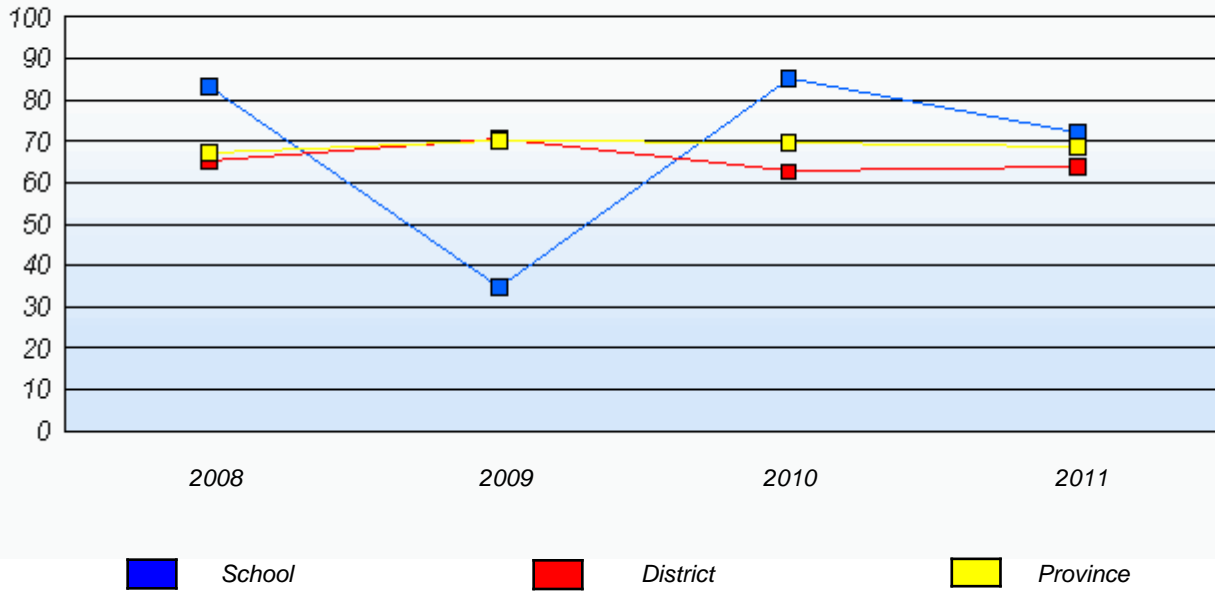
* Reading score is composite of Information and Poet.

District 3 - Nova Central

School #: 421 Lakewood Academy

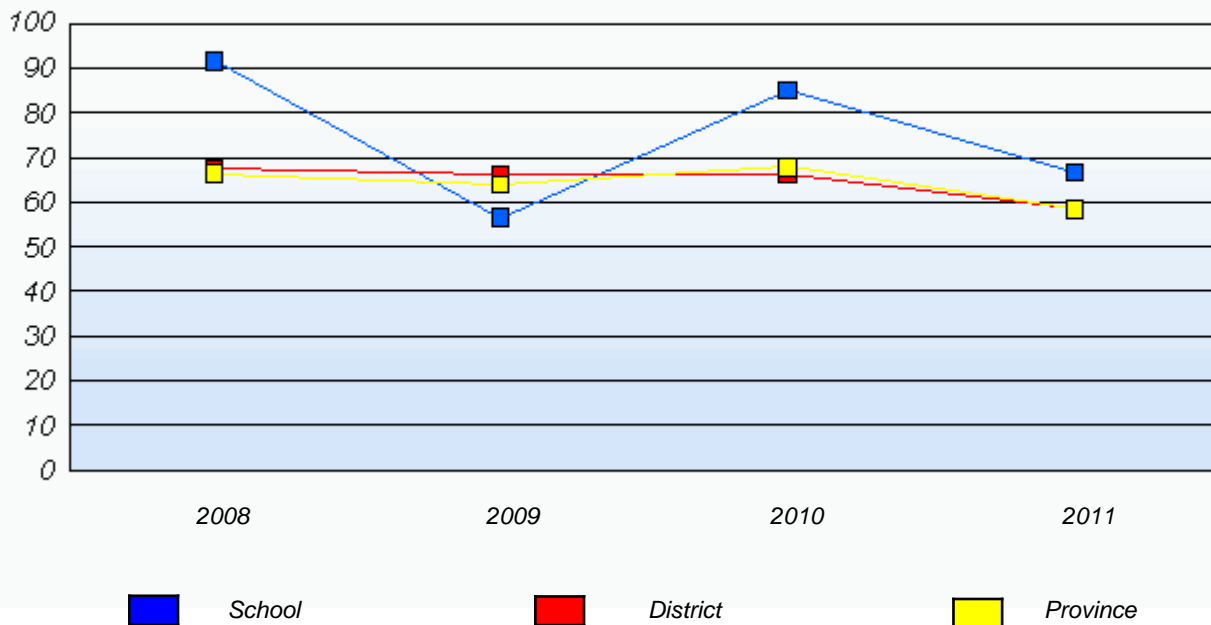
Demand Writing

Percentage of students at level 3 or above (2008 - 2011)



Reading

Percentage of students at level 3 or above (2008 - 2011)



* In some cases, CRT numbers may exceed AGR numbers based on late enrolments. Pie chart is based on the number of students who wrote the CRT.

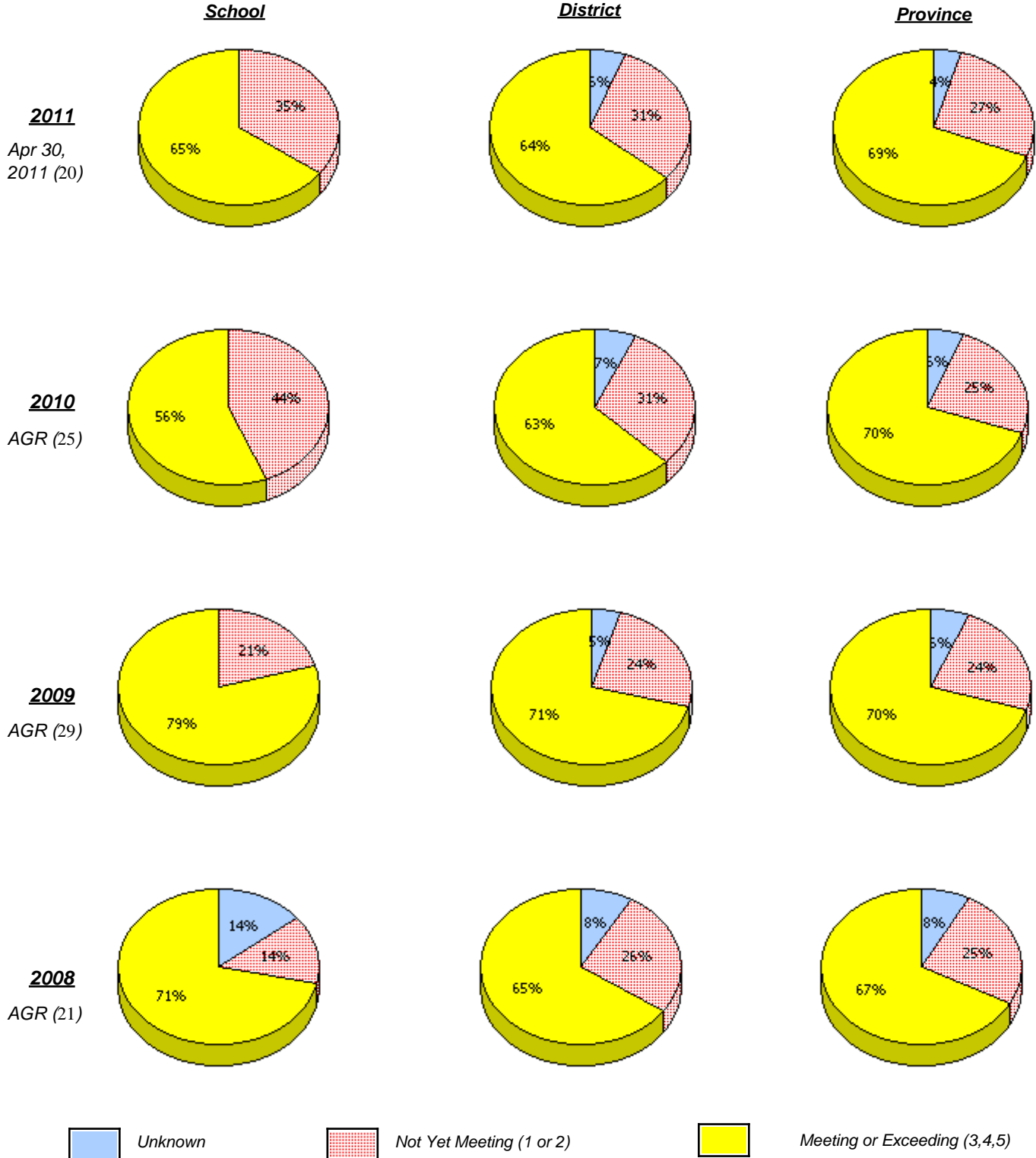
* French Immersion students not included

* Reading score is composite of Information and Poet.

District 3 - Nova Central

School #: 422 Glovertown Academy

Demand Writing



* In some cases, CRT numbers may exceed AGR numbers based on late enrolments. Pie chart is based on the number of students who wrote the CRT.

* French Immersion students not included

* Reading score is composite of Information and Poet.

District 3 - Nova Central

School #: 422 Glovertown Academy

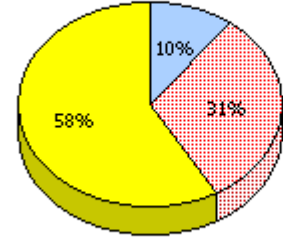
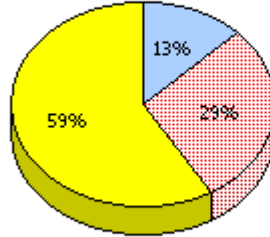
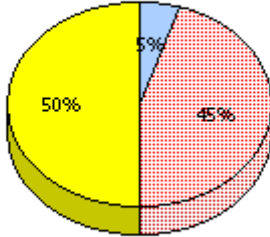
Reading

School

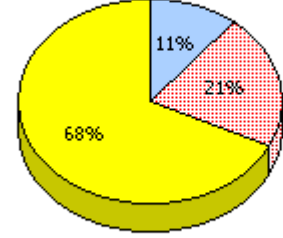
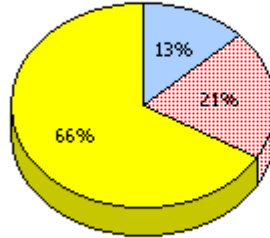
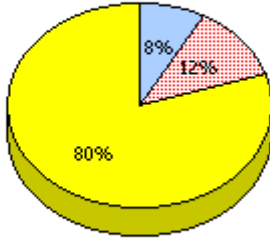
District

Province

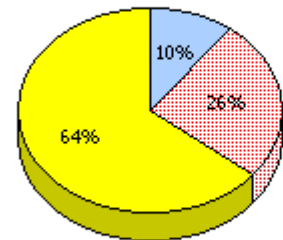
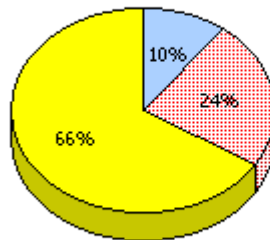
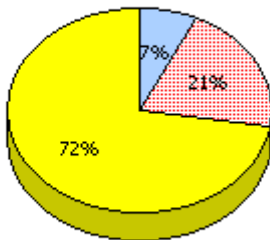
2011
Apr 30,
2011 (20)



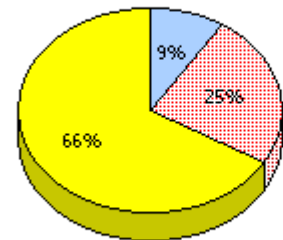
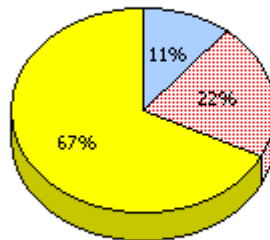
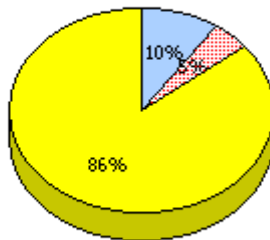
2010
AGR (25)



2009
AGR (29)



2008
AGR (21)



Unknown
 Not Yet Meeting (1 or 2)
 Meeting or Exceeding (3,4,5)

* In some cases, CRT numbers may exceed AGR numbers based on late enrolments. Pie chart is based on the number of students who wrote the CRT.

* French Immersion students not included

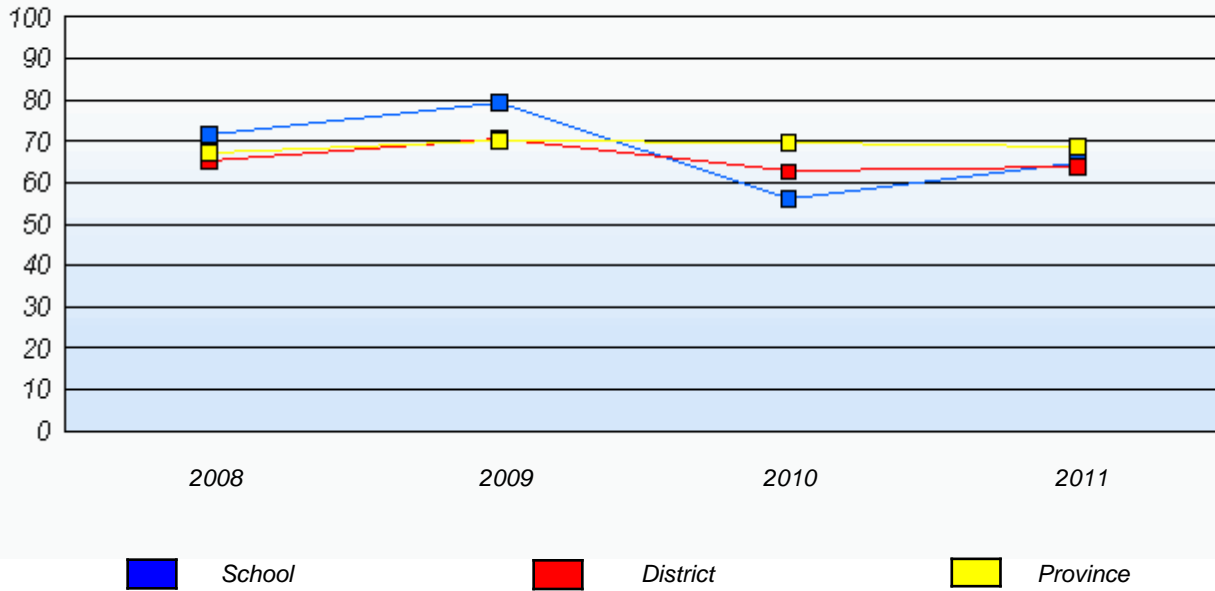
* Reading score is composite of Information and Poet.

District 3 - Nova Central

School #: 422 Glovertown Academy

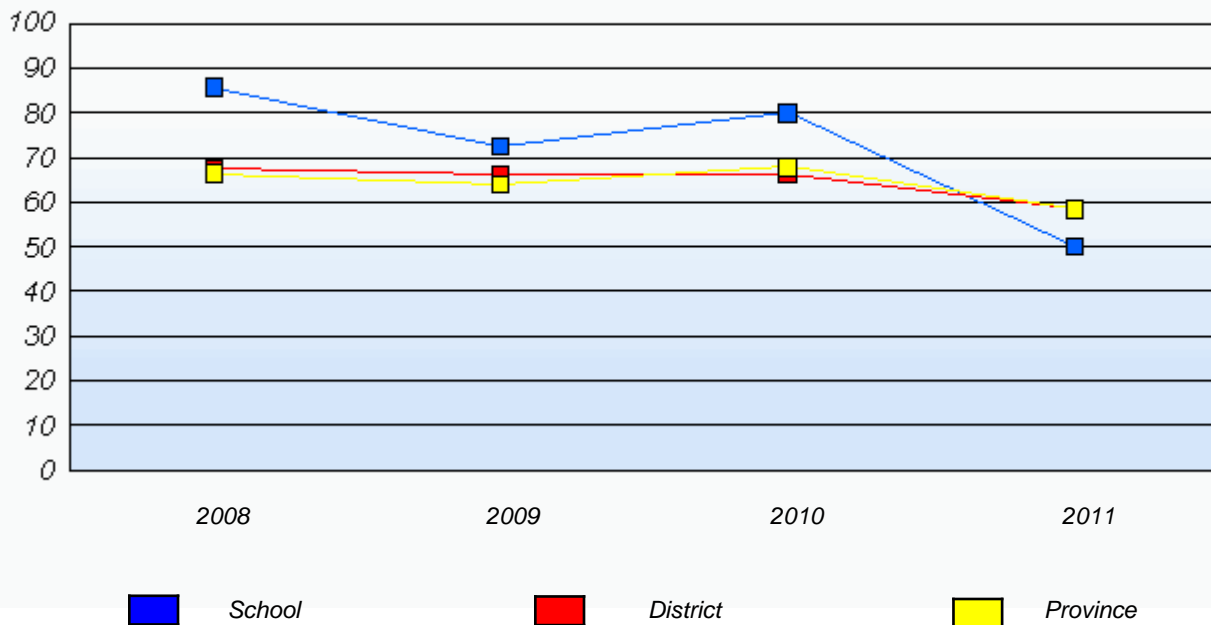
Demand Writing

Percentage of students at level 3 or above (2008 - 2011)



Reading

Percentage of students at level 3 or above (2008 - 2011)



* In some cases, CRT numbers may exceed AGR numbers based on late enrolments. Pie chart is based on the number of students who wrote the CRT.

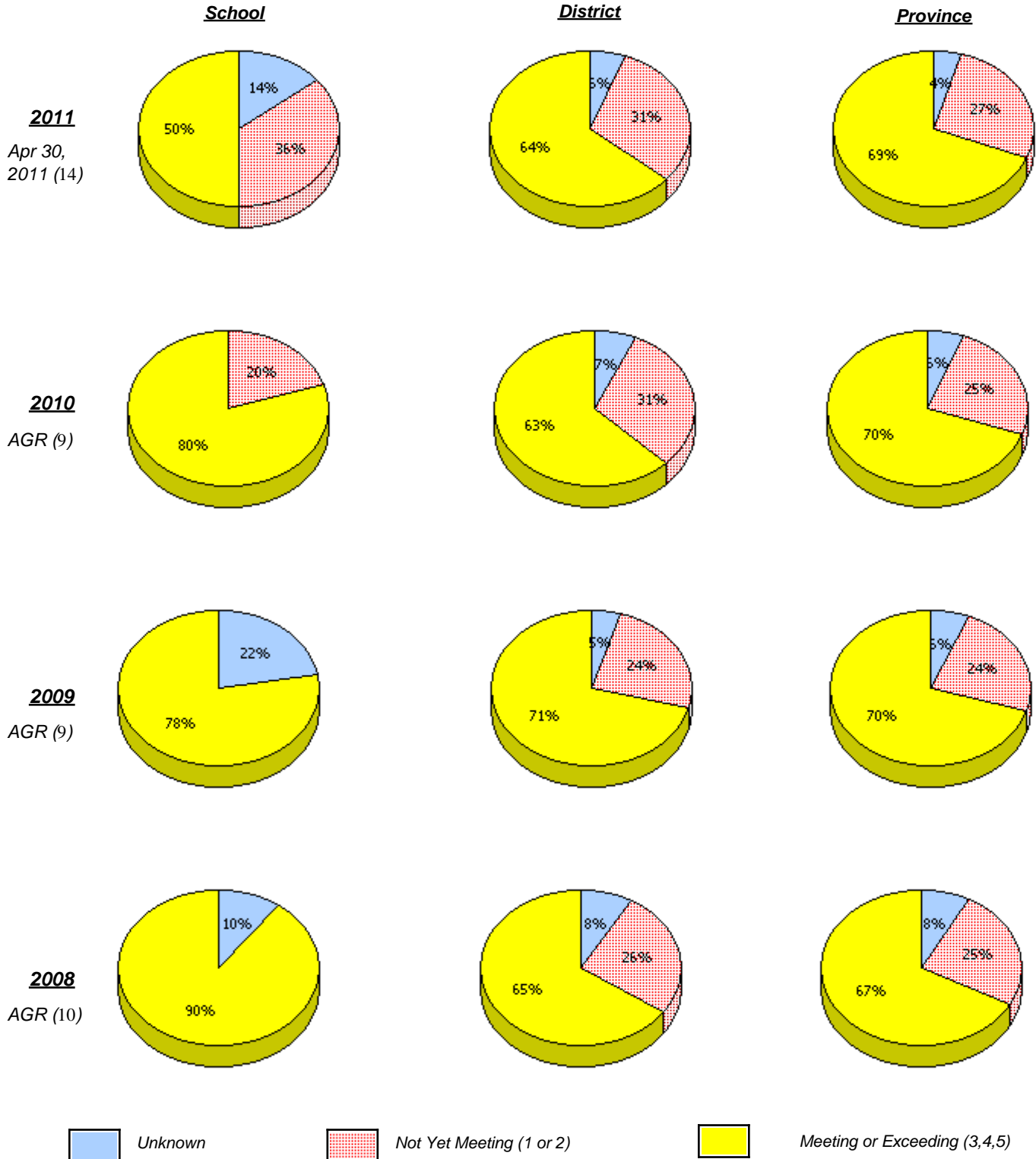
* French Immersion students not included

* Reading score is composite of Information and Poet.

District 3 - Nova Central

School #: 426 Hillview Academy

Demand Writing



* In some cases, CRT numbers may exceed AGR numbers based on late enrolments. Pie chart is based on the number of students who wrote the CRT.

* French Immersion students not included

* Reading score is composite of Information and Poet.

District 3 - Nova Central

School #: 426 Hillview Academy

Reading

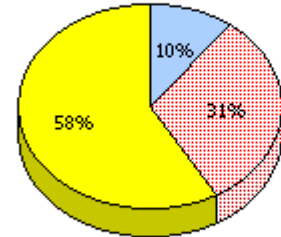
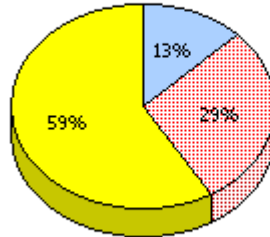
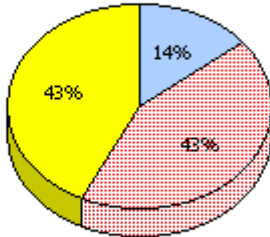
School

District

Province

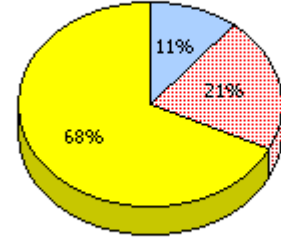
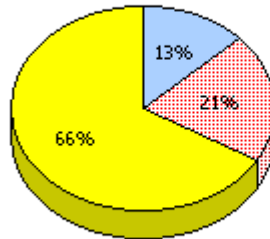
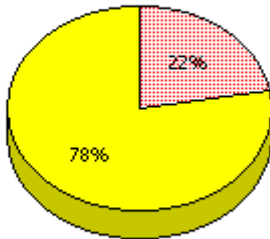
2011

Apr 30,
2011 (14)



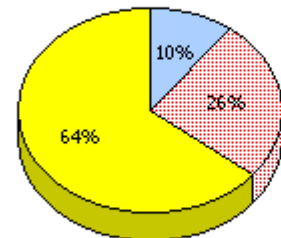
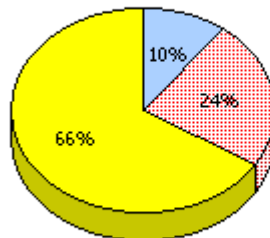
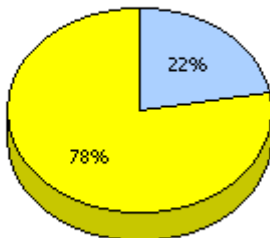
2010

AGR (9)



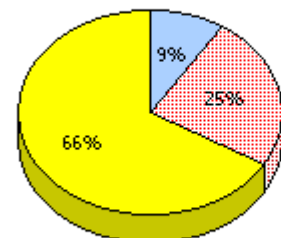
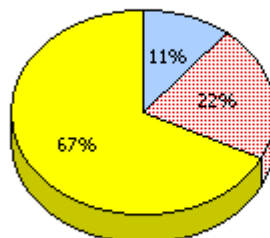
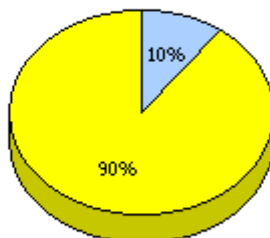
2009

AGR (9)



2008

AGR (10)



Unknown
 Not Yet Meeting (1 or 2)
 Meeting or Exceeding (3,4,5)

* In some cases, CRT numbers may exceed AGR numbers based on late enrolments. Pie chart is based on the number of students who wrote the CRT.

* French Immersion students not included

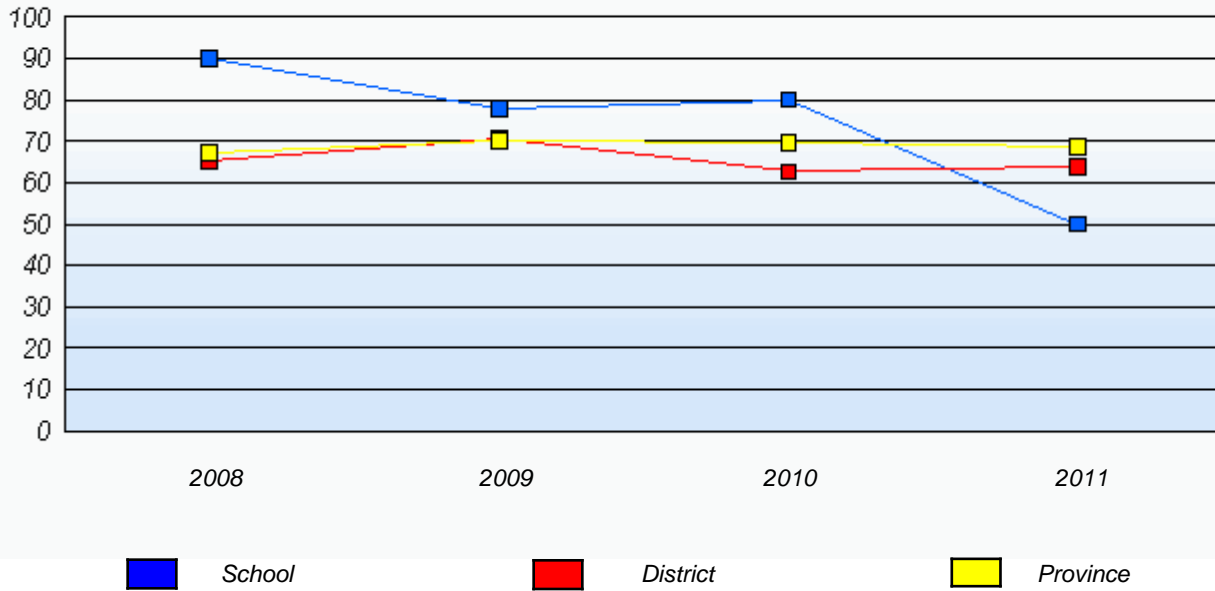
* Reading score is composite of Information and Poet.

District 3 - Nova Central

School #: 426 Hillview Academy

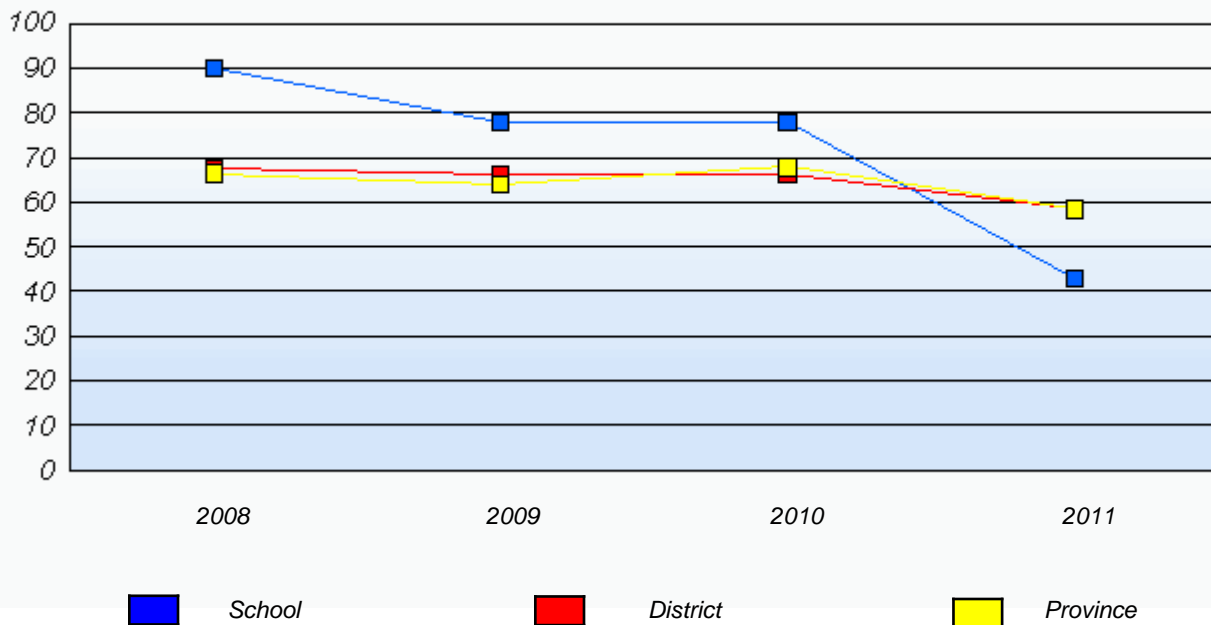
Demand Writing

Percentage of students at level 3 or above (2008 - 2011)



Reading

Percentage of students at level 3 or above (2008 - 2011)



* In some cases, CRT numbers may exceed AGR numbers based on late enrolments. Pie chart is based on the number of students who wrote the CRT.

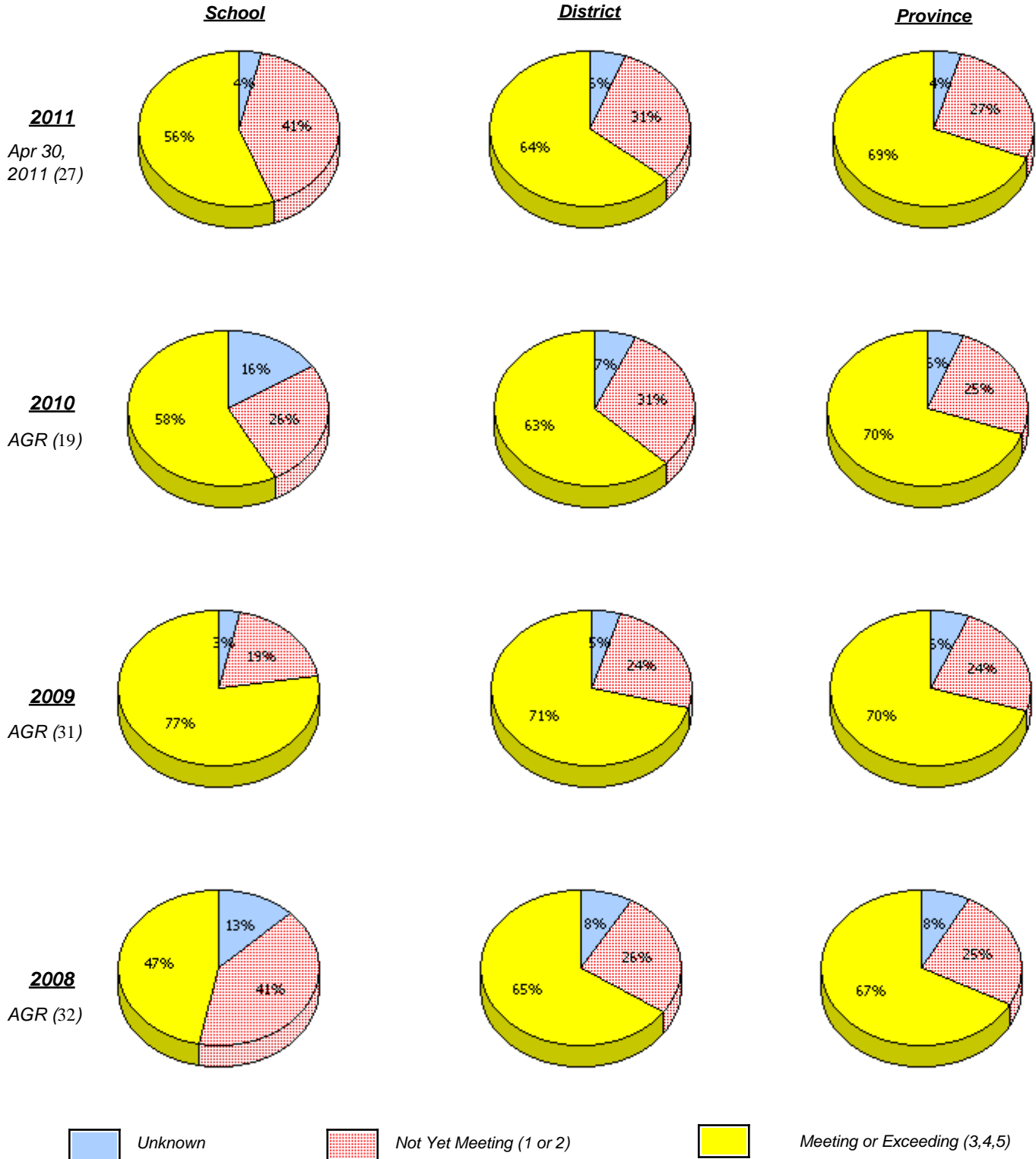
* French Immersion students not included

* Reading score is composite of Information and Poet.

District 3 - Nova Central

School #: 478 New World Island Academy

Demand Writing



* In some cases, CRT numbers may exceed AGR numbers based on late enrolments. Pie chart is based on the number of students who wrote the CRT.

* French Immersion students not included

* Reading score is composite of Information and Poet.

District 3 - Nova Central

School #: 478 New World Island Academy

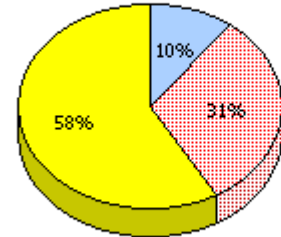
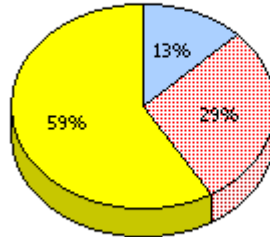
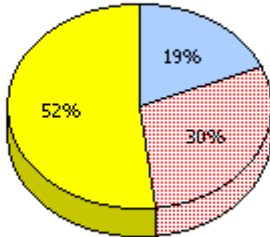
Reading

School

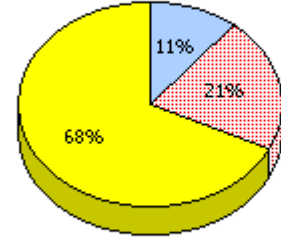
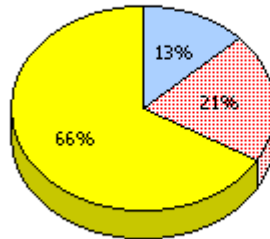
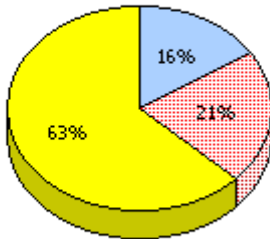
District

Province

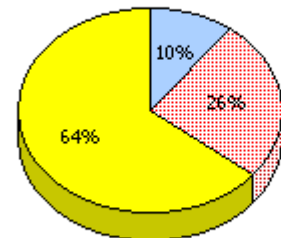
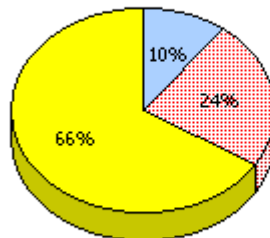
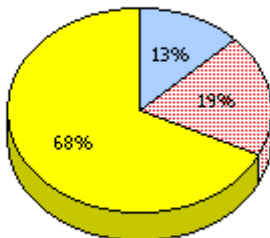
2011
Apr 30,
2011 (27)



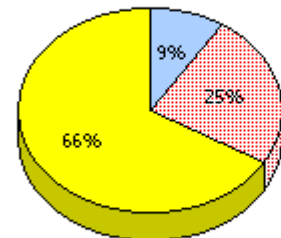
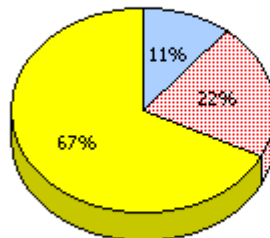
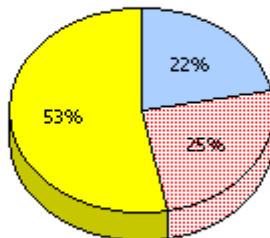
2010
AGR (19)



2009
AGR (31)



2008
AGR (32)



Unknown
 Not Yet Meeting (1 or 2)
 Meeting or Exceeding (3,4,5)

* In some cases, CRT numbers may exceed AGR numbers based on late enrolments. Pie chart is based on the number of students who wrote the CRT.

* French Immersion students not included

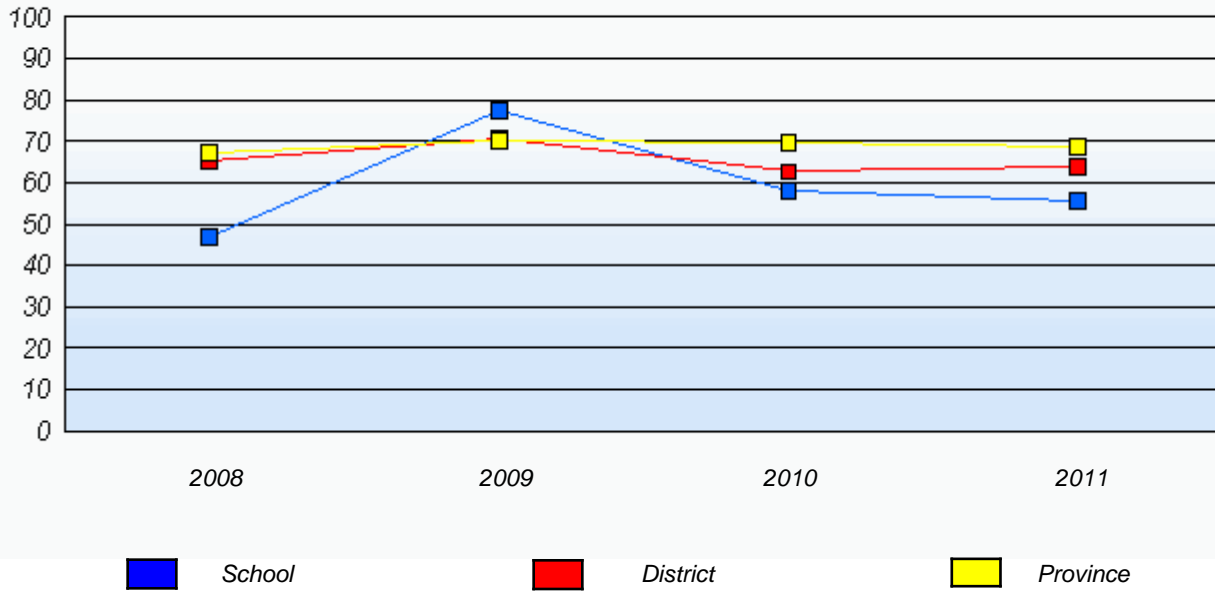
* Reading score is composite of Information and Poet.

District 3 - Nova Central

School #: 478 New World Island Academy

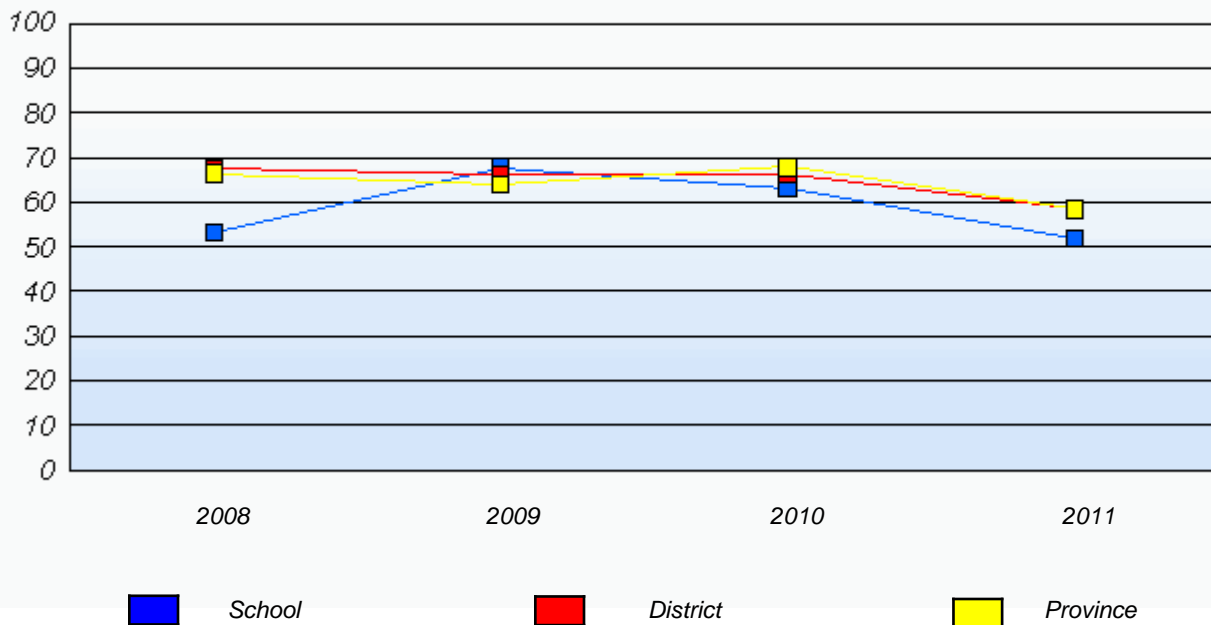
Demand Writing

Percentage of students at level 3 or above (2008 - 2011)



Reading

Percentage of students at level 3 or above (2008 - 2011)



* In some cases, CRT numbers may exceed AGR numbers based on late enrolments. Pie chart is based on the number of students who wrote the CRT.

* French Immersion students not included

* Reading score is composite of Information and Poet.