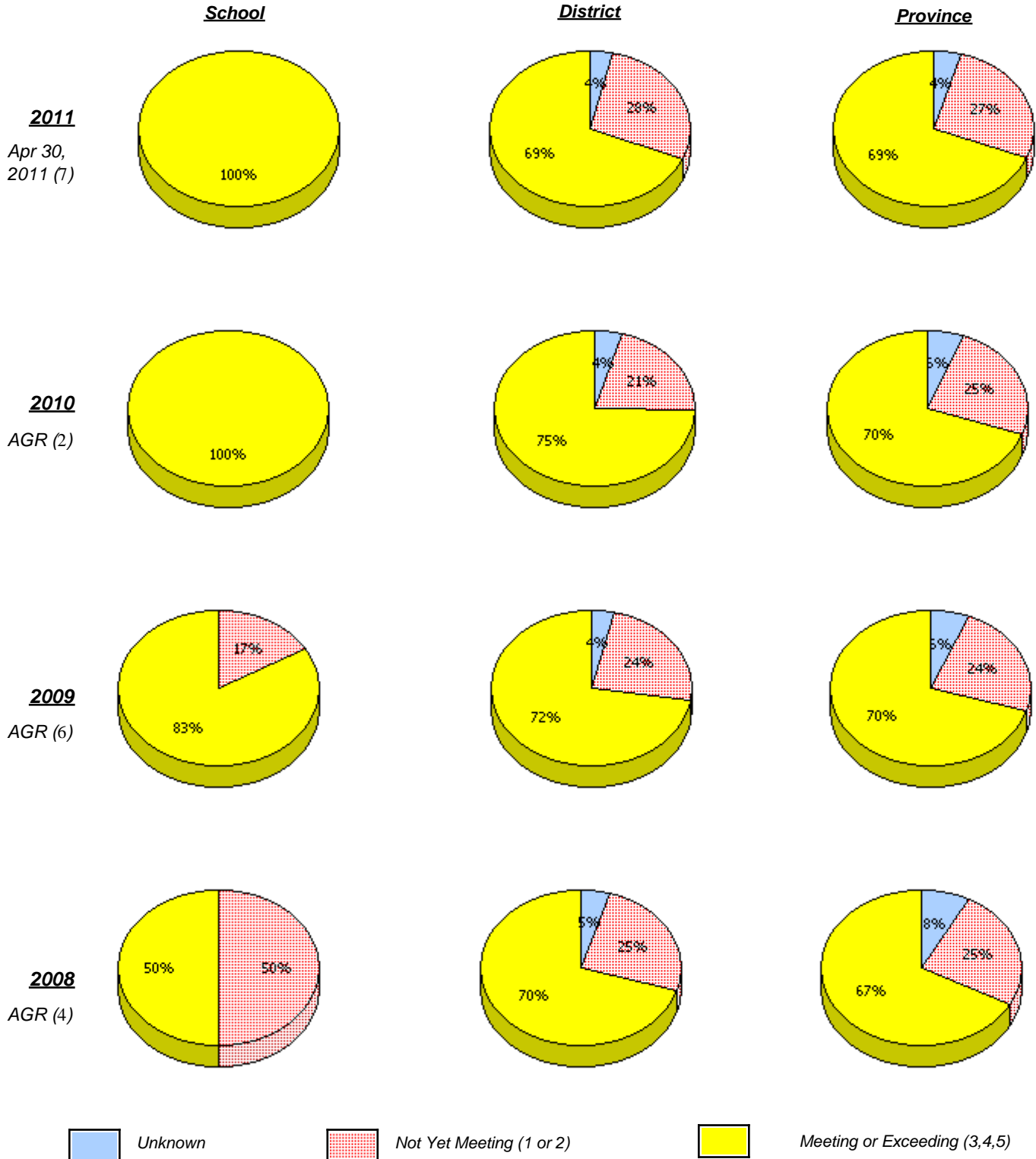


District 2 - Western

School #: 022 William Gillett Academy

Demand Writing



* In some cases, CRT numbers may exceed AGR numbers based on late enrolments. Pie chart is based on the number of students who wrote the CRT.

* French Immersion students not included

* Reading score is composite of Information and Poet.

District 2 - Western

School #: 022 William Gillett Academy

Reading

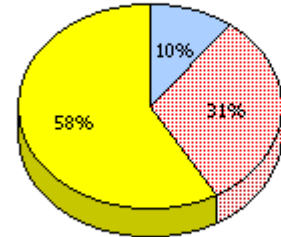
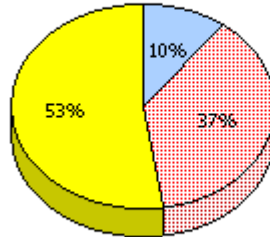
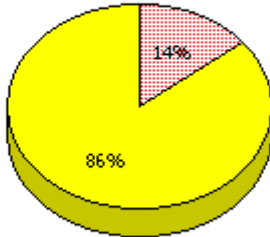
School

District

Province

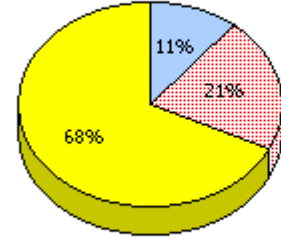
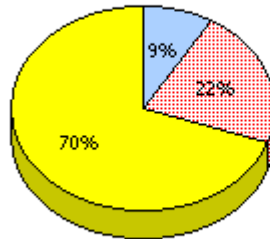
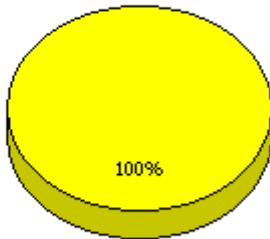
2011

Apr 30,
2011 (7)



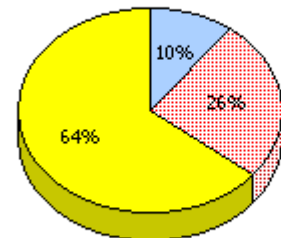
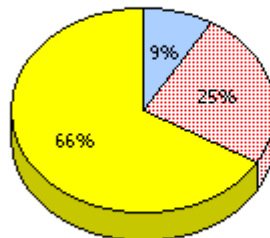
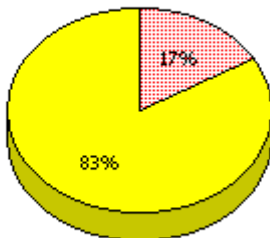
2010

AGR (2)



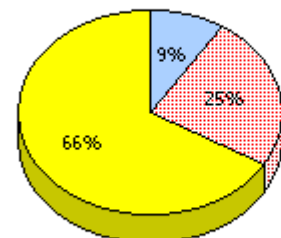
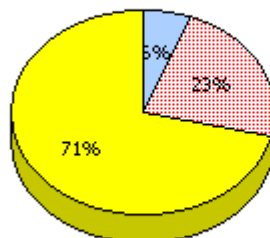
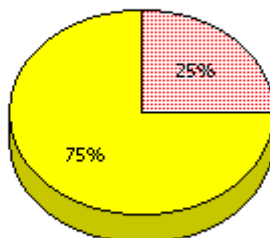
2009

AGR (6)



2008

AGR (4)



Unknown
 Not Yet Meeting (1 or 2)
 Meeting or Exceeding (3,4,5)

* In some cases, CRT numbers may exceed AGR numbers based on late enrolments. Pie chart is based on the number of students who wrote the CRT.

* French Immersion students not included

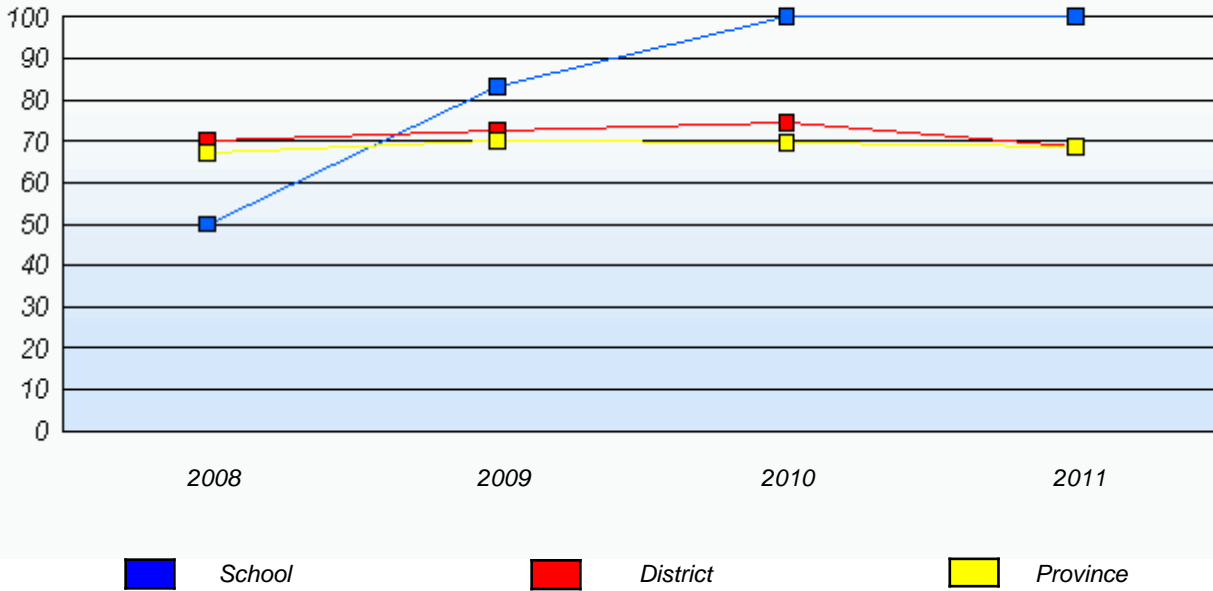
* Reading score is composite of Information and Poet.

District 2 - Western

School #: 022 William Gillett Academy

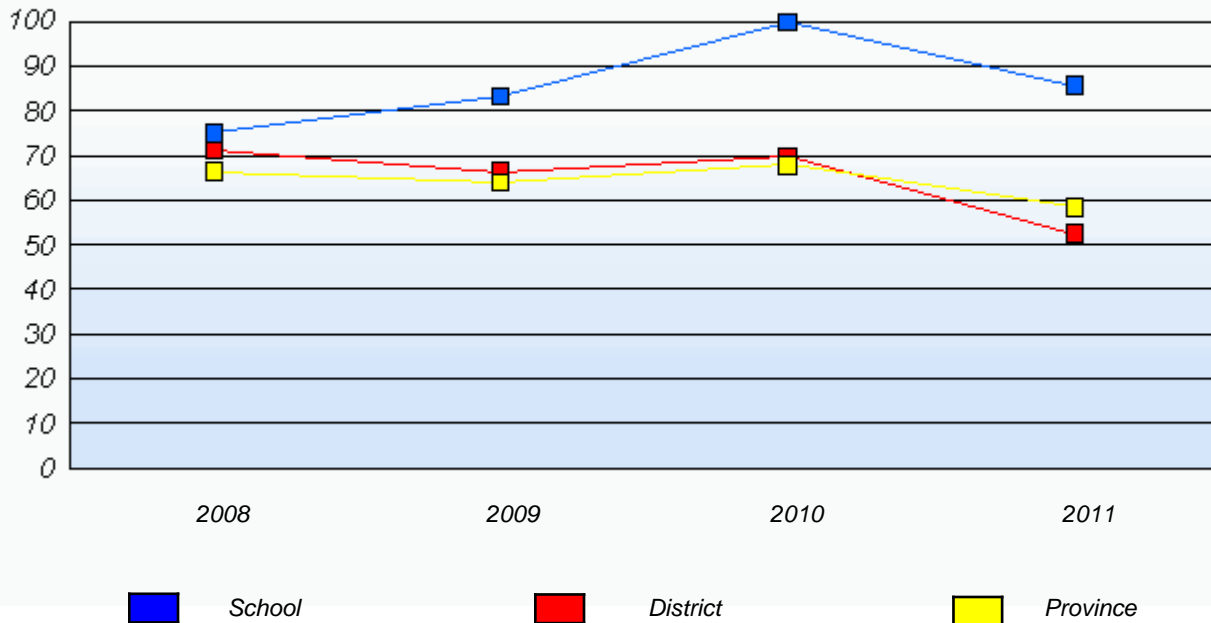
Demand Writing

Percentage of students at level 3 or above (2008 - 2011)



Reading

Percentage of students at level 3 or above (2008 - 2011)



* In some cases, CRT numbers may exceed AGR numbers based on late enrolments. Pie chart is based on the number of students who wrote the CRT.

* French Immersion students not included

* Reading score is composite of Information and Poet.

District 2 - Western

School #: 023 Sacred Heart AG

Demand Writing

School

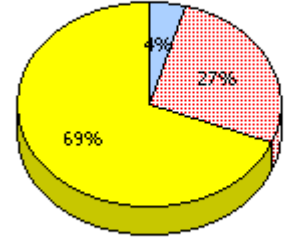
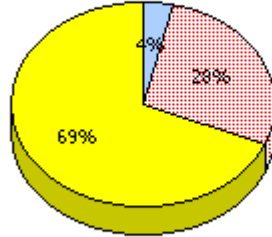
School data with 5 or fewer students withheld for reasons of confidentiality.

District

Province

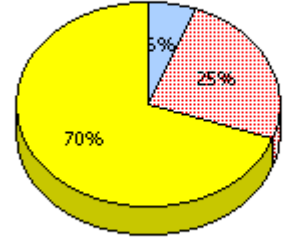
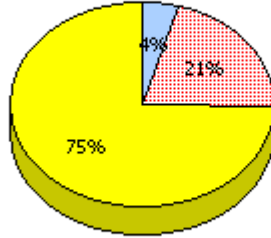
2011

Apr 30, 2011 (1)



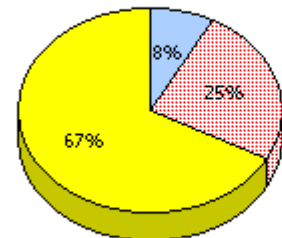
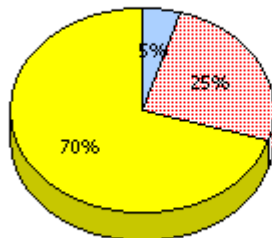
2010

AGR (1)



2009

AGR (0)



2008

AGR (1)

Unknown

Not Yet Meeting (1 or 2)

Meeting or Exceeding (3,4,5)

* In some cases, CRT numbers may exceed AGR numbers based on late enrolments. Pie chart is based on the number of students who wrote the CRT.

* French Immersion students not included

* Reading score is composite of Information and Poet.

District 2 - Western

School #: 023 Sacred Heart AG

Reading

School

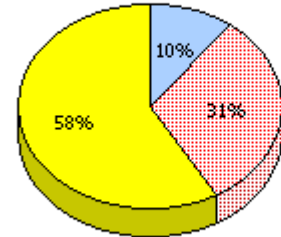
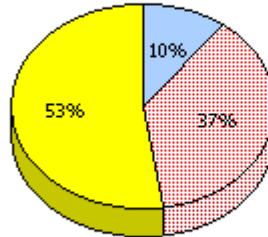
District

Province

School data with 5 or fewer students withheld for reasons of confidentiality.

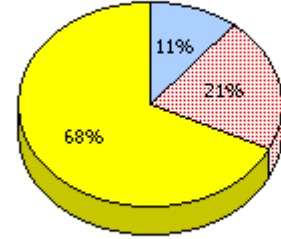
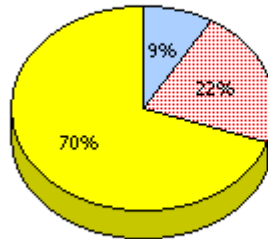
2011

Apr 30, 2011 (1)



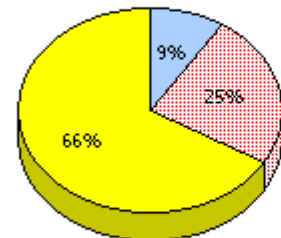
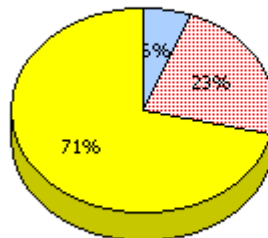
2010

AGR (1)



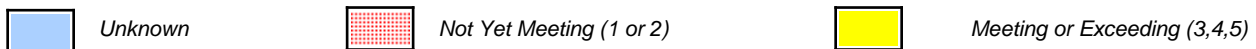
2009

AGR (0)



2008

AGR (1)



* In some cases, CRT numbers may exceed AGR numbers based on late enrolments. Pie chart is based on the number of students who wrote the CRT.

* French Immersion students not included

* Reading score is composite of Information and Poet.

District 2 - Western

School #: 023 Sacred Heart AG

Demand Writing

Percentage of students at level 3 or above (2008 - 2011)

School data with 5 or fewer students withheld for reasons of confidentiality.

 School  District  Province

Reading

Percentage of students at level 3 or above (2008 - 2011)

School data with 5 or fewer students withheld for reasons of confidentiality.

 School  District  Province

* In some cases, CRT numbers may exceed AGR numbers based on late enrolments. Pie chart is based on the number of students who wrote the CRT.

* French Immersion students not included

* Reading score is composite of Information and Poet.

District 2 - Western

School #: 026 H.G. Fillier Academy

Demand Writing

School

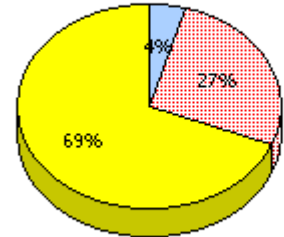
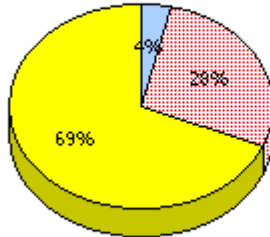
District

Province

School data with 5 or fewer students withheld for reasons of confidentiality.

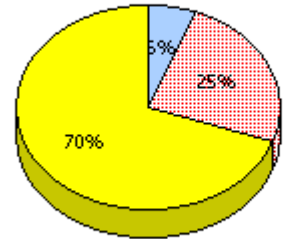
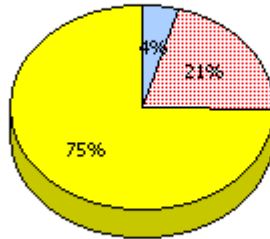
2011

Apr 30, 2011 (3)



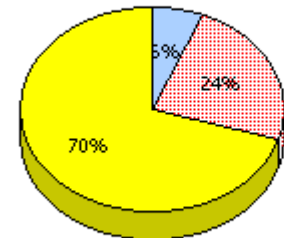
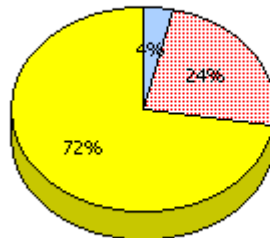
2010

AGR (4)



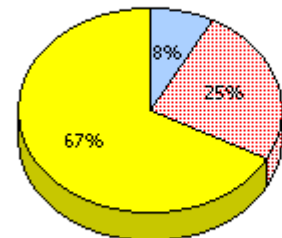
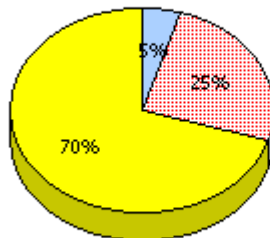
2009

AGR (6)



2008

AGR (8)



Unknown



Not Yet Meeting (1 or 2)



Meeting or Exceeding (3,4,5)

* In some cases, CRT numbers may exceed AGR numbers based on late enrolments. Pie chart is based on the number of students who wrote the CRT.

* French Immersion students not included

* Reading score is composite of Information and Poet.

District 2 - Western

School #: 026 H.G. Fillier Academy

Reading

School

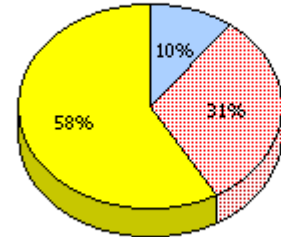
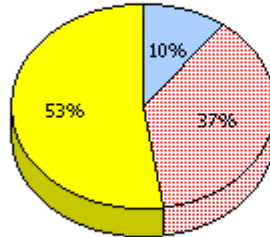
District

Province

School data with 5 or fewer students withheld for reasons of confidentiality.

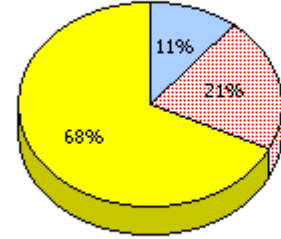
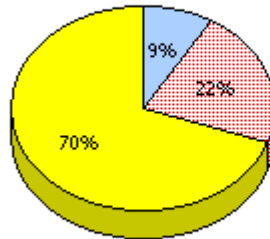
2011

Apr 30, 2011 (3)



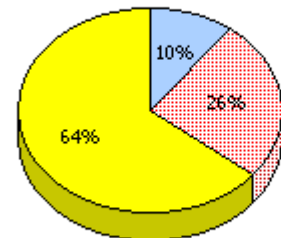
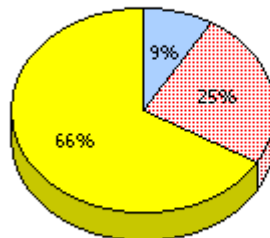
2010

AGR (4)



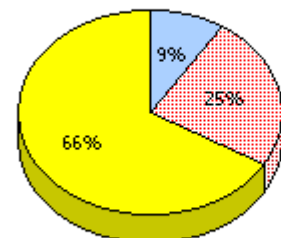
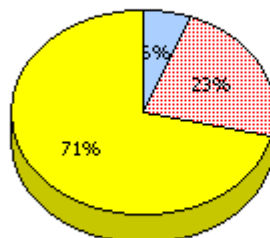
2009

AGR (6)



2008

AGR (8)



Unknown
 Not Yet Meeting (1 or 2)
 Meeting or Exceeding (3,4,5)

* In some cases, CRT numbers may exceed AGR numbers based on late enrolments. Pie chart is based on the number of students who wrote the CRT.

* French Immersion students not included

* Reading score is composite of Information and Poet.

District 2 - Western

School #: 026 H.G. Fillier Academy

Demand Writing

Percentage of students at level 3 or above (2008 - 2011)

School data with 5 or fewer students withheld for reasons of confidentiality.

 School  District  Province

Reading

Percentage of students at level 3 or above (2008 - 2011)

School data with 5 or fewer students withheld for reasons of confidentiality.

 School  District  Province

* In some cases, CRT numbers may exceed AGR numbers based on late enrolments. Pie chart is based on the number of students who wrote the CRT.

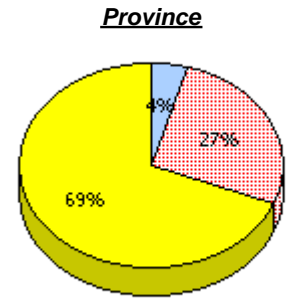
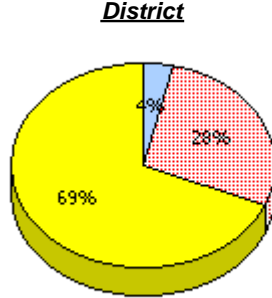
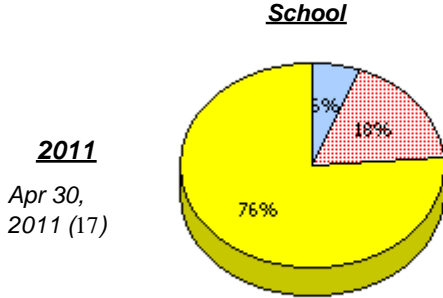
* French Immersion students not included

* Reading score is composite of Information and Poet.

District 2 - Western

School #: 027 Canon Richards Memorial Academy

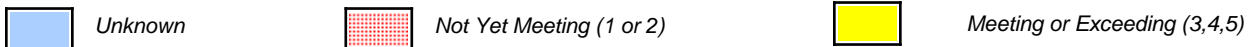
Demand Writing



2010
AGR (0)

2009
AGR (0)

2008
AGR (0)



* In some cases, CRT numbers may exceed AGR numbers based on late enrolments. Pie chart is based on the number of students who wrote the CRT.

* French Immersion students not included

* Reading score is composite of Information and Poet.

District 2 - Western

School #: 027 Canon Richards Memorial Academy

Reading

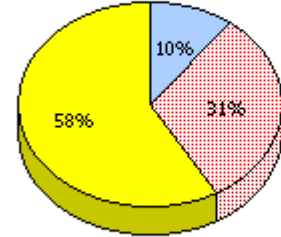
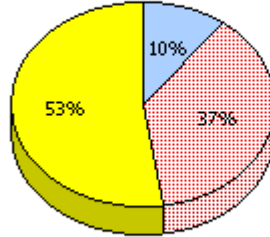
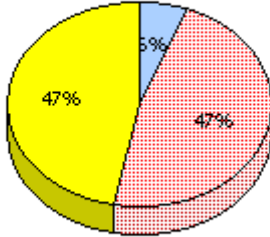
School

District

Province

2011

Apr 30,
2011 (17)



2010

AGR (0)

2009

AGR (0)

2008

AGR (0)



Unknown



Not Yet Meeting (1 or 2)



Meeting or Exceeding (3,4,5)

* In some cases, CRT numbers may exceed AGR numbers based on late enrolments. Pie chart is based on the number of students who wrote the CRT.

* French Immersion students not included

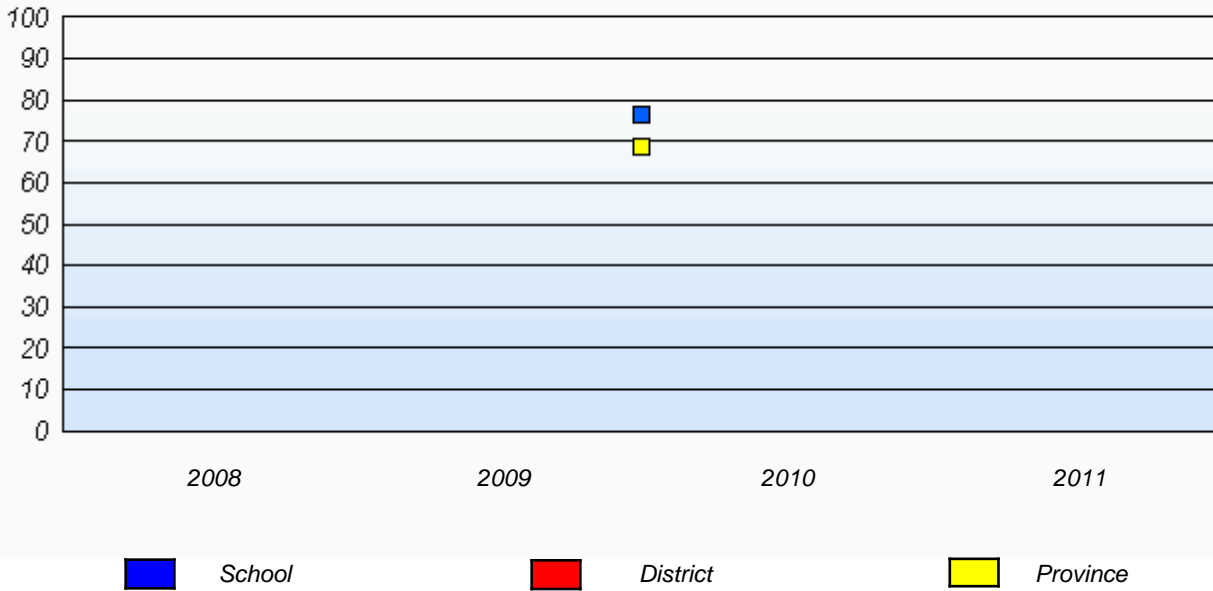
* Reading score is composite of Information and Poet.

District 2 - Western

School #: 027 Canon Richards Memorial Academy

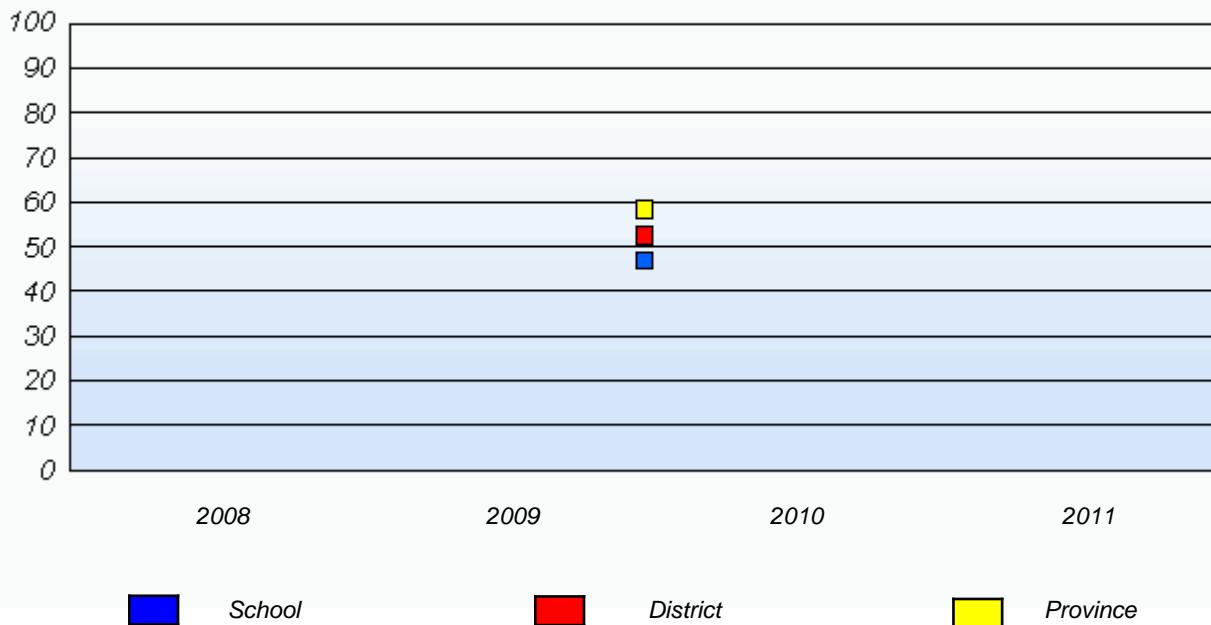
Demand Writing

Percentage of students at level 3 or above (2008 - 2011)



Reading

Percentage of students at level 3 or above (2008 - 2011)



* In some cases, CRT numbers may exceed AGR numbers based on late enrolments. Pie chart is based on the number of students who wrote the CRT.

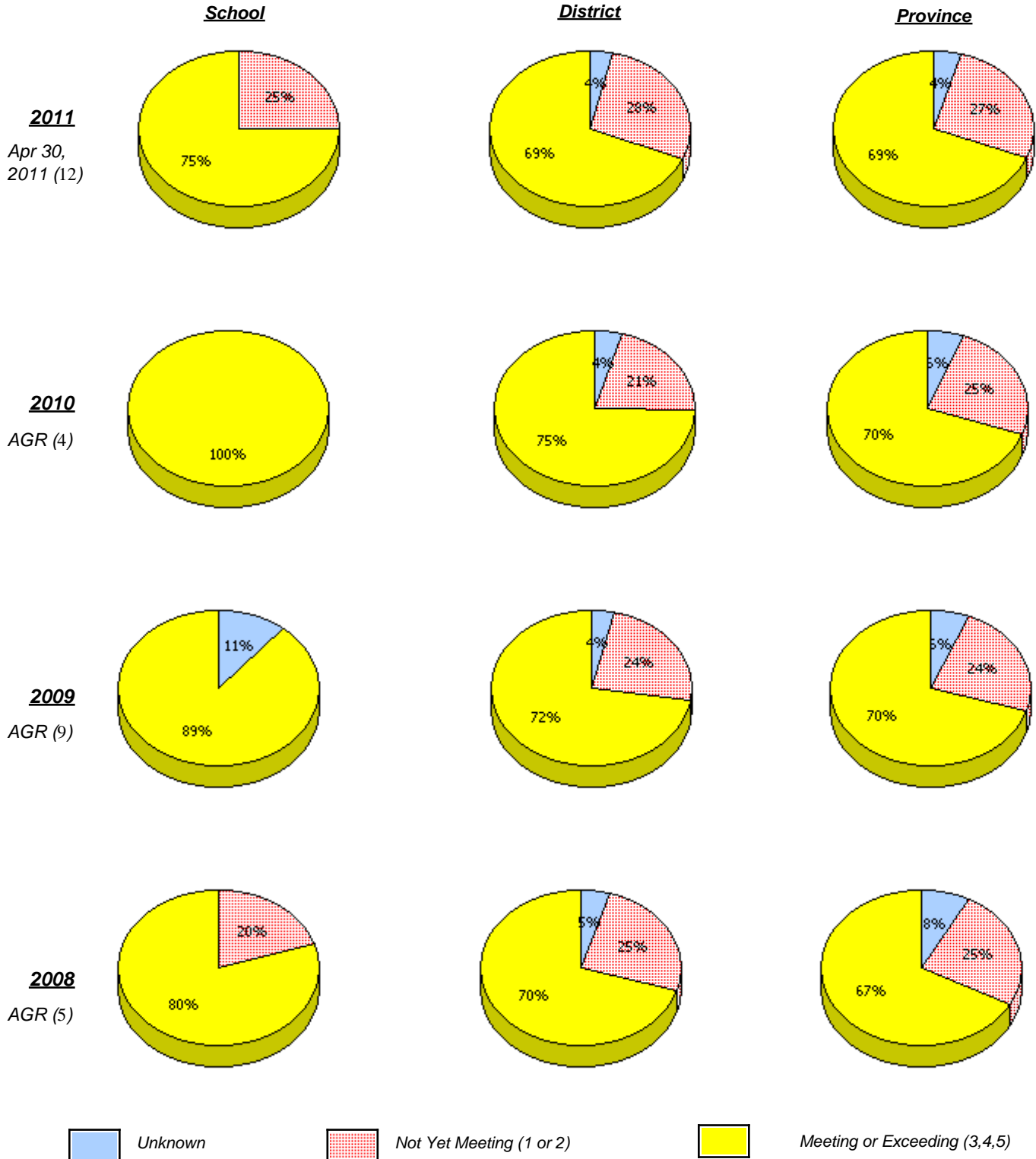
* French Immersion students not included

* Reading score is composite of Information and Poet.

District 2 - Western

School #: 032 Truman Eddison Memorial

Demand Writing



* In some cases, CRT numbers may exceed AGR numbers based on late enrolments. Pie chart is based on the number of students who wrote the CRT.

* French Immersion students not included

* Reading score is composite of Information and Poet.

District 2 - Western

School #: 032 Truman Eddison Memorial

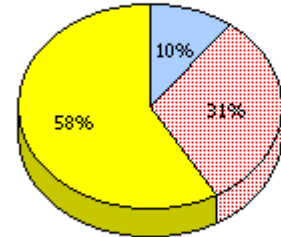
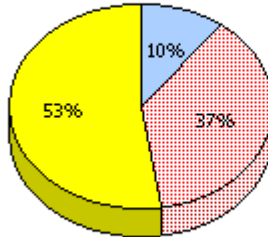
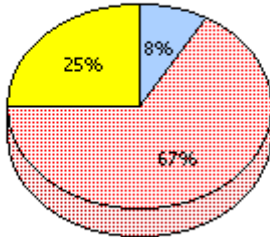
Reading

School

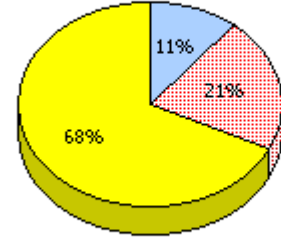
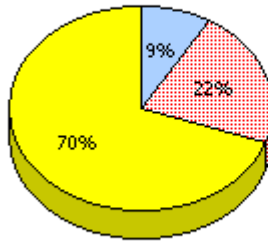
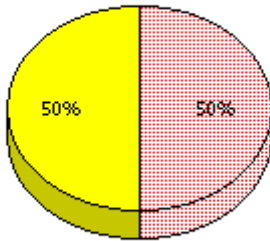
District

Province

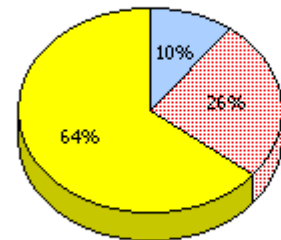
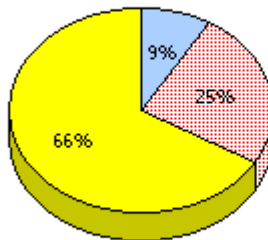
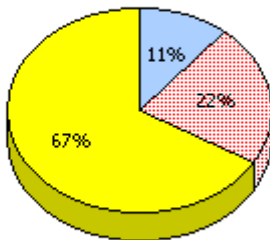
2011
Apr 30,
2011 (12)



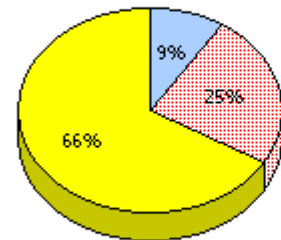
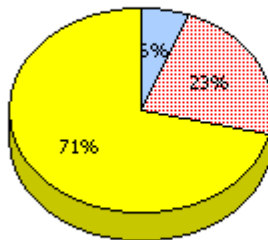
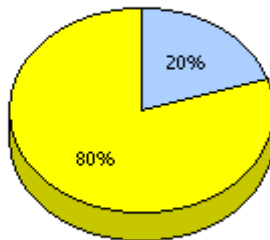
2010
AGR (4)



2009
AGR (9)



2008
AGR (5)



Unknown
 Not Yet Meeting (1 or 2)
 Meeting or Exceeding (3,4,5)

* In some cases, CRT numbers may exceed AGR numbers based on late enrolments. Pie chart is based on the number of students who wrote the CRT.

* French Immersion students not included

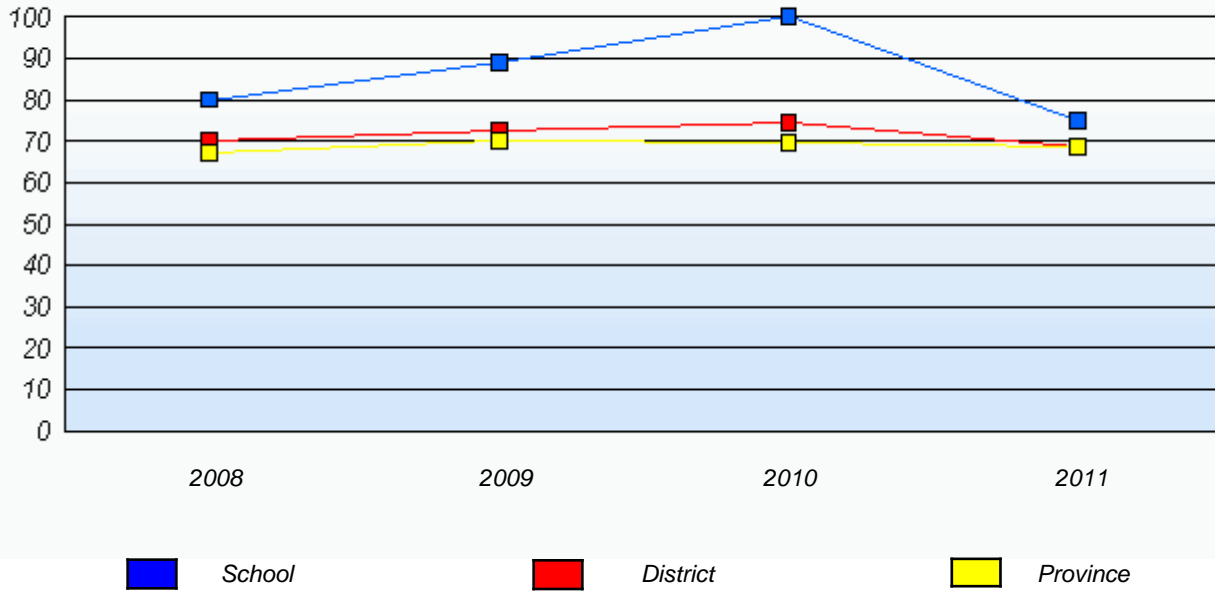
* Reading score is composite of Information and Poet.

District 2 - Western

School #: 032 Truman Eddison Memorial

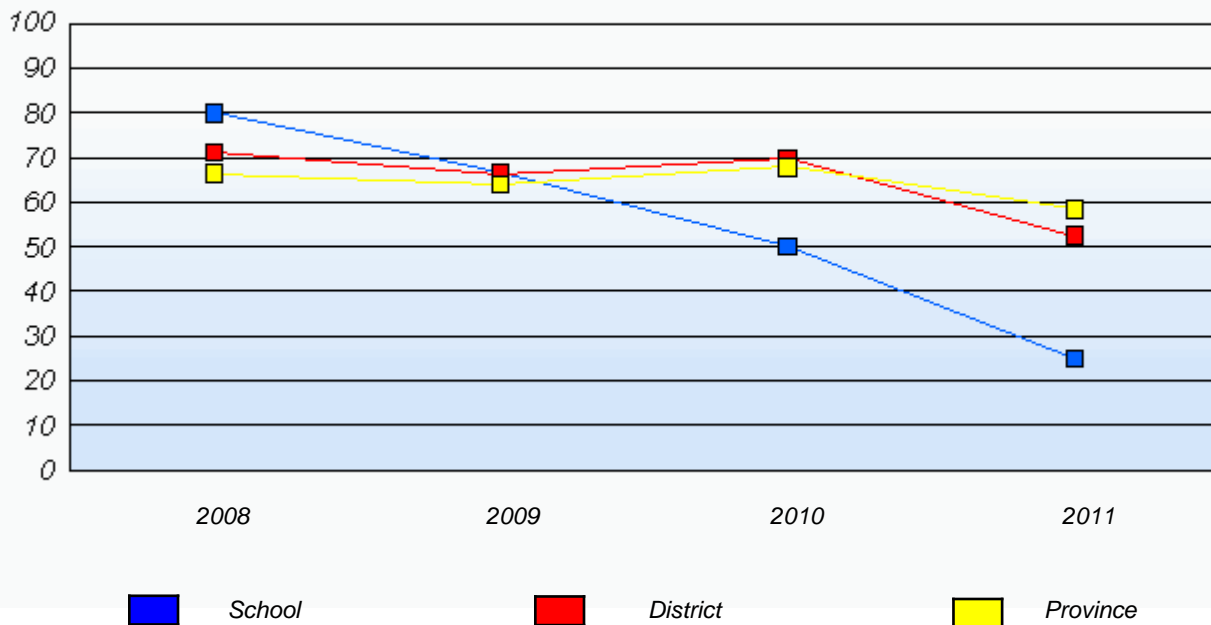
Demand Writing

Percentage of students at level 3 or above (2008 - 2011)



Reading

Percentage of students at level 3 or above (2008 - 2011)



* In some cases, CRT numbers may exceed AGR numbers based on late enrolments. Pie chart is based on the number of students who wrote the CRT.

* French Immersion students not included

* Reading score is composite of Information and Poet.

District 2 - Western

School #: 039 Mary Simms All-Grade

Demand Writing

School

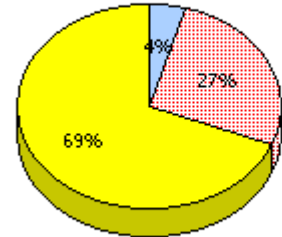
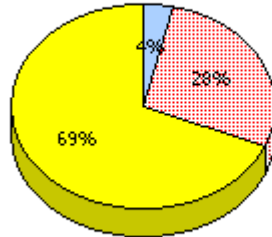
District

Province

School data with 5 or fewer students withheld for reasons of confidentiality.

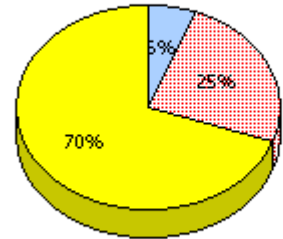
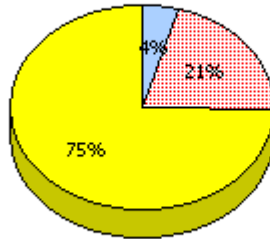
2011

Apr 30, 2011 (3)



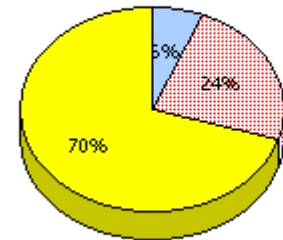
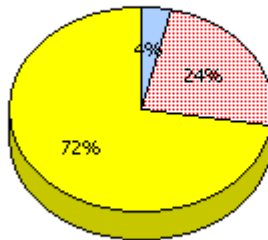
2010

AGR (2)



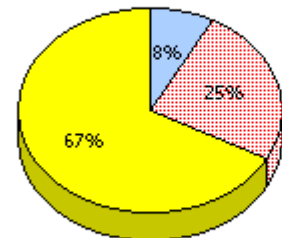
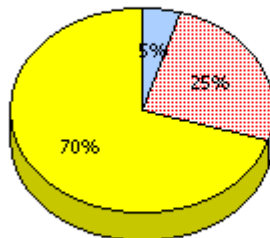
2009

AGR (1)



2008

AGR (1)



Unknown

Not Yet Meeting (1 or 2)

Meeting or Exceeding (3,4,5)

* In some cases, CRT numbers may exceed AGR numbers based on late enrolments. Pie chart is based on the number of students who wrote the CRT.

* French Immersion students not included

* Reading score is composite of Information and Poet.

District 2 - Western

School #: 039 Mary Simms All-Grade

Reading

School

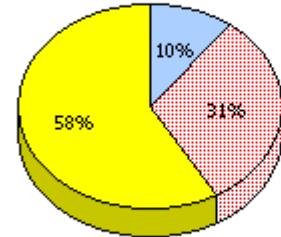
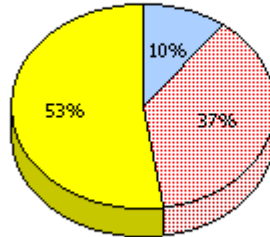
District

Province

School data with 5 or fewer students withheld for reasons of confidentiality.

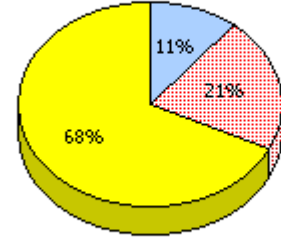
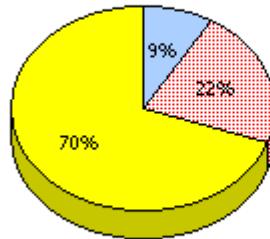
2011

Apr 30, 2011 (3)



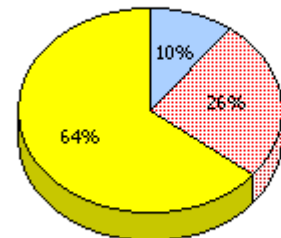
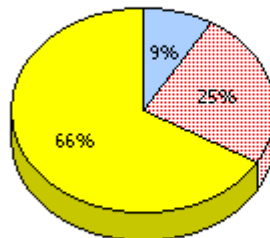
2010

AGR (2)



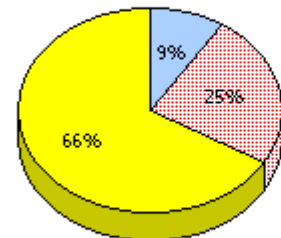
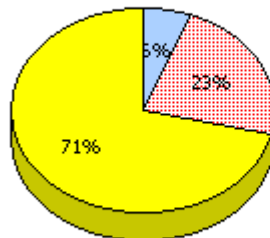
2009

AGR (1)



2008

AGR (1)



Unknown
 Not Yet Meeting (1 or 2)
 Meeting or Exceeding (3,4,5)

* In some cases, CRT numbers may exceed AGR numbers based on late enrolments. Pie chart is based on the number of students who wrote the CRT.

* French Immersion students not included

* Reading score is composite of Information and Poet.

District 2 - Western

School #: 039 Mary Simms All-Grade

Demand Writing

Percentage of students at level 3 or above (2008 - 2011)

School data with 5 or fewer students withheld for reasons of confidentiality.

 School  District  Province

Reading

Percentage of students at level 3 or above (2008 - 2011)

School data with 5 or fewer students withheld for reasons of confidentiality.

 School  District  Province

* In some cases, CRT numbers may exceed AGR numbers based on late enrolments. Pie chart is based on the number of students who wrote the CRT.

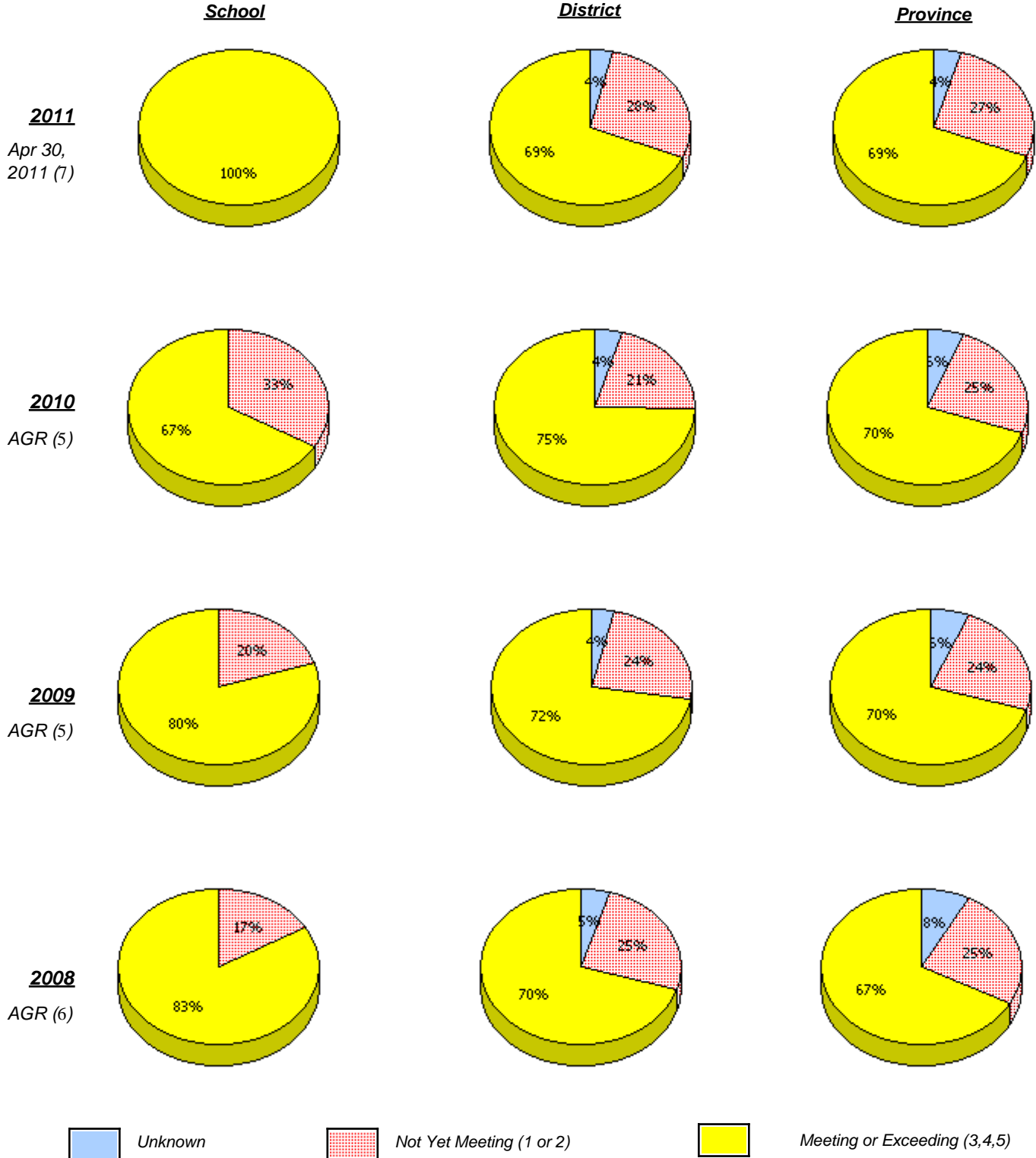
* French Immersion students not included

* Reading score is composite of Information and Poet.

District 2 - Western

School #: 040 St. Mary's AG

Demand Writing



* In some cases, CRT numbers may exceed AGR numbers based on late enrolments. Pie chart is based on the number of students who wrote the CRT.

* French Immersion students not included

* Reading score is composite of Information and Poet.

District 2 - Western

School #: 040 St. Mary's AG

Reading

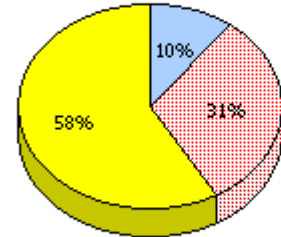
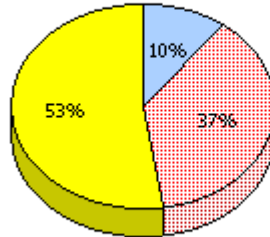
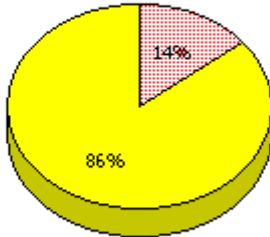
School

District

Province

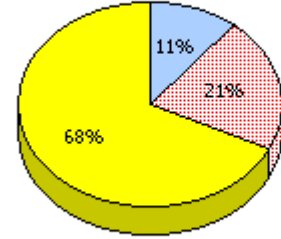
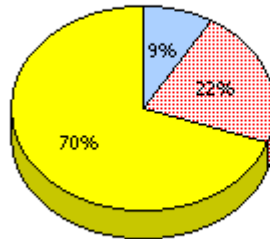
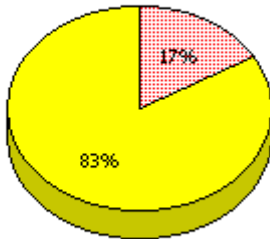
2011

Apr 30,
2011 (7)



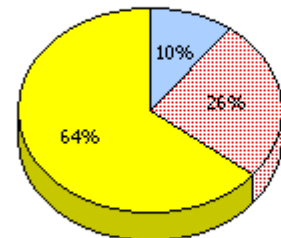
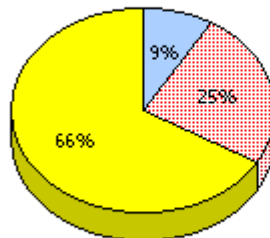
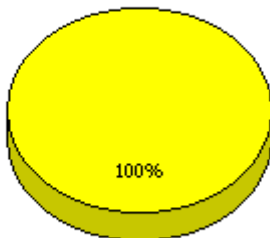
2010

AGR (5)



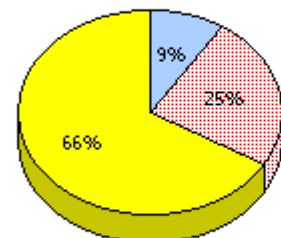
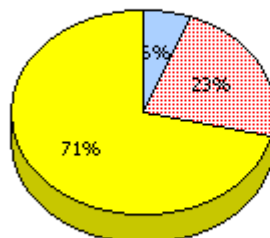
2009

AGR (5)



2008

AGR (6)



Unknown
 Not Yet Meeting (1 or 2)
 Meeting or Exceeding (3,4,5)

* In some cases, CRT numbers may exceed AGR numbers based on late enrolments. Pie chart is based on the number of students who wrote the CRT.

* French Immersion students not included

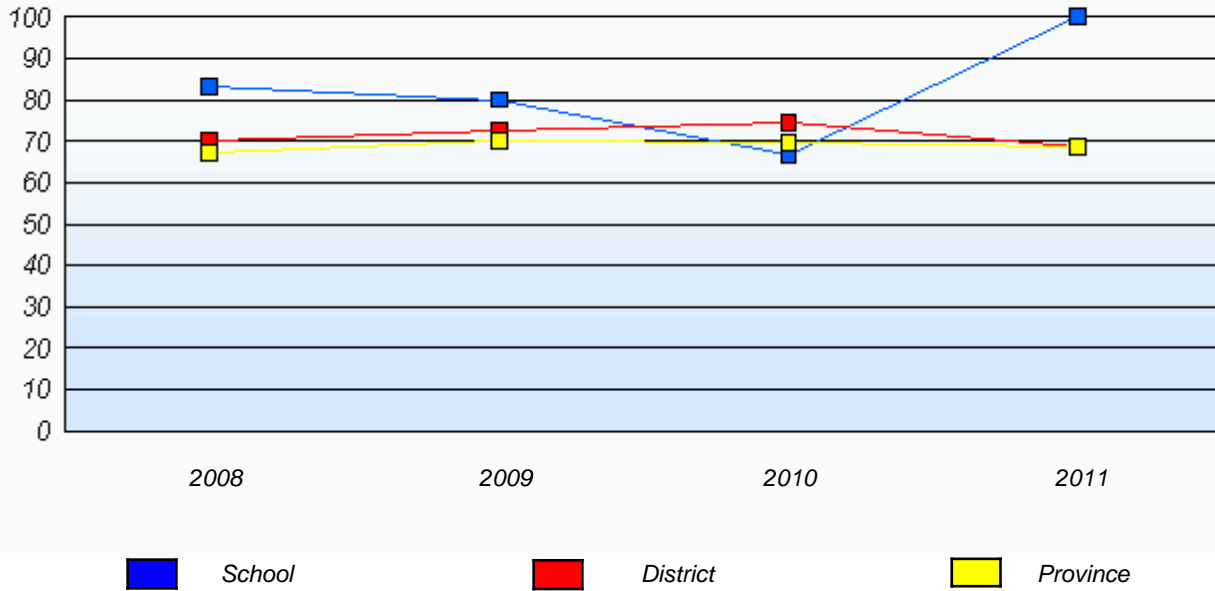
* Reading score is composite of Information and Poet.

District 2 - Western

School #: 040 St. Mary's AG

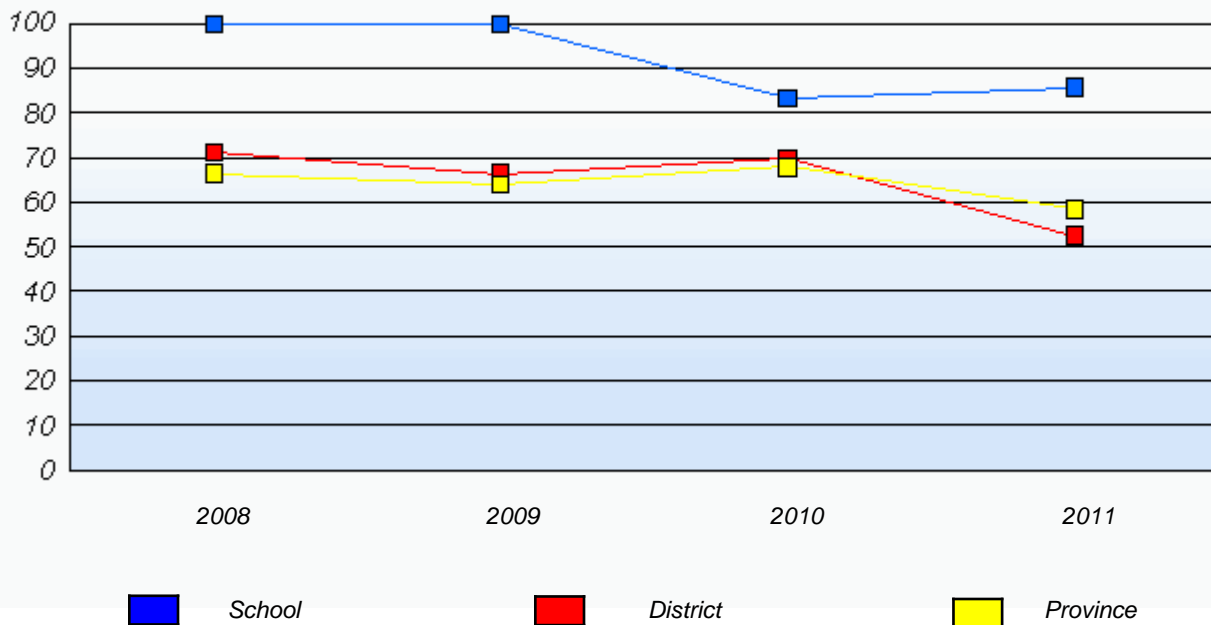
Demand Writing

Percentage of students at level 3 or above (2008 - 2011)



Reading

Percentage of students at level 3 or above (2008 - 2011)



* In some cases, CRT numbers may exceed AGR numbers based on late enrolments. Pie chart is based on the number of students who wrote the CRT.

* French Immersion students not included

* Reading score is composite of Information and Poet.

District 2 - Western

School #: 046 D.C. Young School

Demand Writing

School

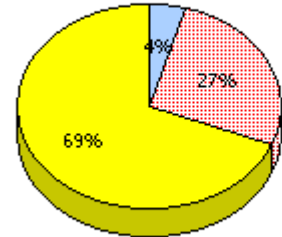
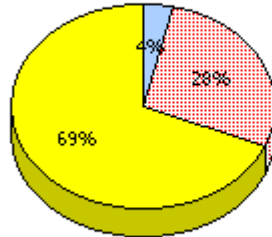
District

Province

School data with 5 or fewer students withheld for reasons of confidentiality.

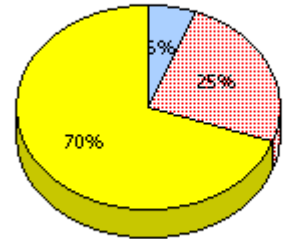
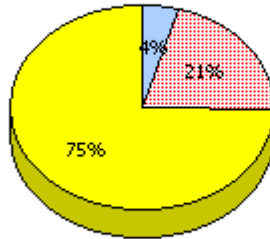
2011

Apr 30, 2011 (4)



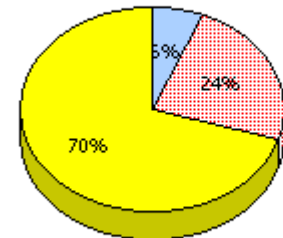
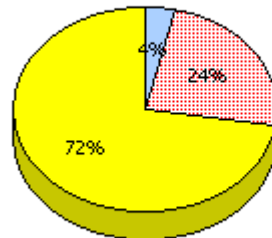
2010

AGR (6)



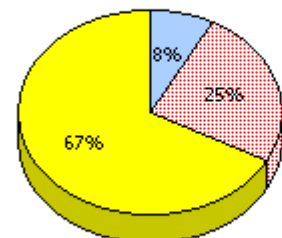
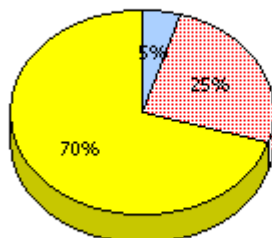
2009

AGR (6)



2008

AGR (5)



Unknown



Not Yet Meeting (1 or 2)



Meeting or Exceeding (3,4,5)

* In some cases, CRT numbers may exceed AGR numbers based on late enrolments. Pie chart is based on the number of students who wrote the CRT.

* French Immersion students not included

* Reading score is composite of Information and Poet.

District 2 - Western

School #: 046 D.C. Young School

Reading

School

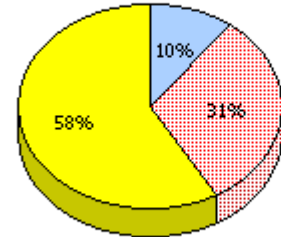
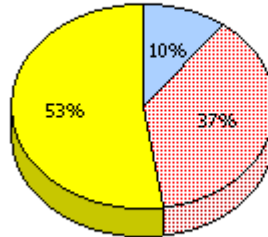
District

Province

School data with 5 or fewer students withheld for reasons of confidentiality.

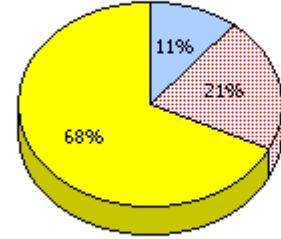
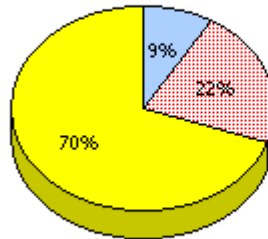
2011

Apr 30, 2011 (4)



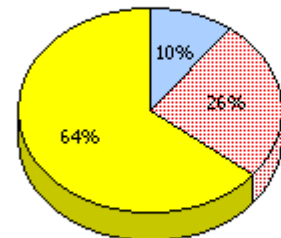
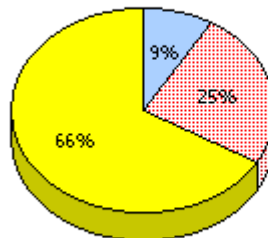
2010

AGR (6)



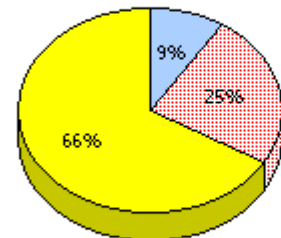
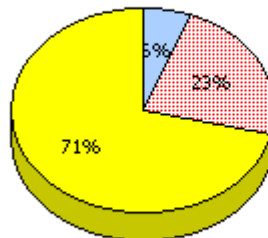
2009

AGR (6)



2008

AGR (5)



Unknown
 Not Yet Meeting (1 or 2)
 Meeting or Exceeding (3,4,5)

* In some cases, CRT numbers may exceed AGR numbers based on late enrolments. Pie chart is based on the number of students who wrote the CRT.

* French Immersion students not included

* Reading score is composite of Information and Poet.

District 2 - Western

School #: 046 D.C. Young School

Demand Writing

Percentage of students at level 3 or above (2008 - 2011)

School data with 5 or fewer students withheld for reasons of confidentiality.

 School  District  Province

Reading

Percentage of students at level 3 or above (2008 - 2011)

School data with 5 or fewer students withheld for reasons of confidentiality.

 School  District  Province

* In some cases, CRT numbers may exceed AGR numbers based on late enrolments. Pie chart is based on the number of students who wrote the CRT.

* French Immersion students not included

* Reading score is composite of Information and Poet.

District 2 - Western

School #: 050 Basque Memorial

Demand Writing

School

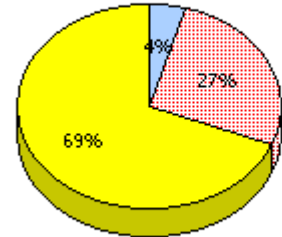
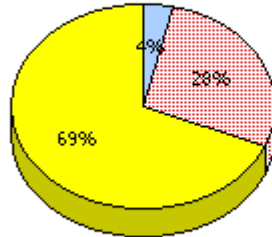
School data with 5 or fewer students withheld for reasons of confidentiality.

District

Province

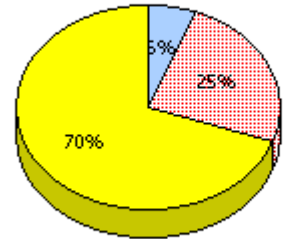
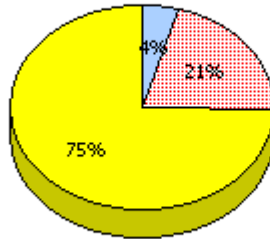
2011

Apr 30,
2011 (2)



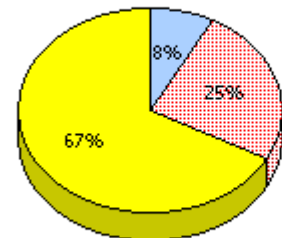
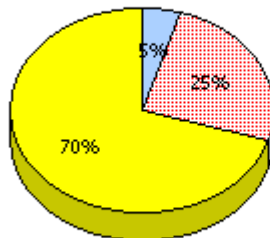
2010

AGR (2)



2009

AGR (0)



2008

AGR (2)

Unknown

Not Yet Meeting (1 or 2)

Meeting or Exceeding (3,4,5)

* In some cases, CRT numbers may exceed AGR numbers based on late enrolments. Pie chart is based on the number of students who wrote the CRT.

* French Immersion students not included

* Reading score is composite of Information and Poet.

District 2 - Western

School #: 050 Basque Memorial

Reading

School

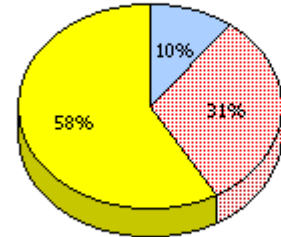
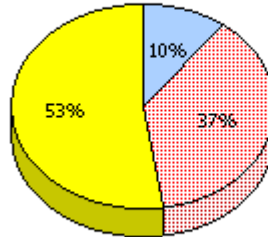
District

Province

School data with 5 or fewer students withheld for reasons of confidentiality.

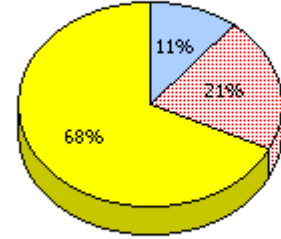
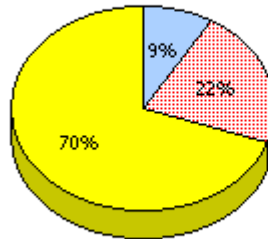
2011

Apr 30, 2011 (2)



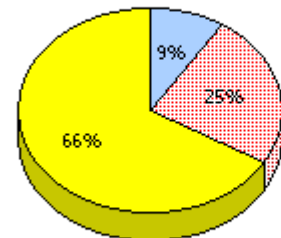
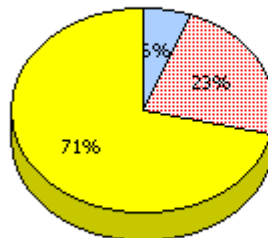
2010

AGR (2)



2009

AGR (0)



2008

AGR (2)

Unknown

Not Yet Meeting (1 or 2)

Meeting or Exceeding (3,4,5)

* In some cases, CRT numbers may exceed AGR numbers based on late enrolments. Pie chart is based on the number of students who wrote the CRT.

* French Immersion students not included

* Reading score is composite of Information and Poet.

District 2 - Western

School #: 050 Basque Memorial

Demand Writing

Percentage of students at level 3 or above (2008 - 2011)

School data with 5 or fewer students withheld for reasons of confidentiality.

 School  District  Province

Reading

Percentage of students at level 3 or above (2008 - 2011)

School data with 5 or fewer students withheld for reasons of confidentiality.

 School  District  Province

* In some cases, CRT numbers may exceed AGR numbers based on late enrolments. Pie chart is based on the number of students who wrote the CRT.

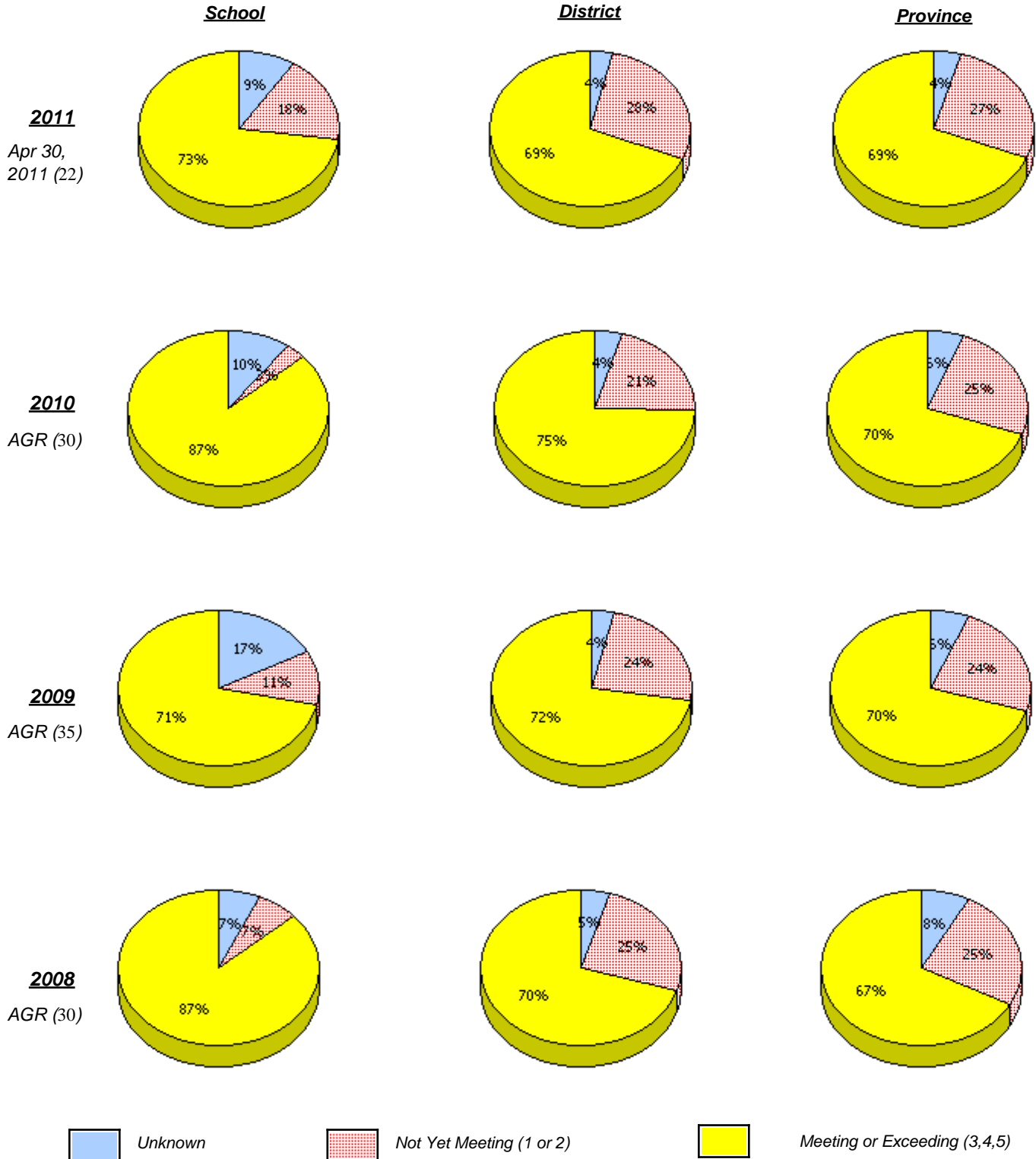
* French Immersion students not included

* Reading score is composite of Information and Poet.

District 2 - Western

School #: 053 St. Anthony Elementary

Demand Writing



* In some cases, CRT numbers may exceed AGR numbers based on late enrolments. Pie chart is based on the number of students who wrote the CRT.

* French Immersion students not included

* Reading score is composite of Information and Poet.

District 2 - Western

School #: 053 St. Anthony Elementary

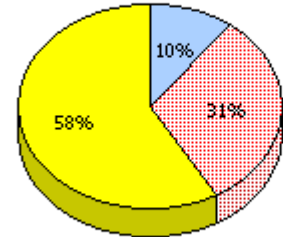
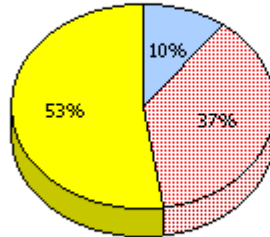
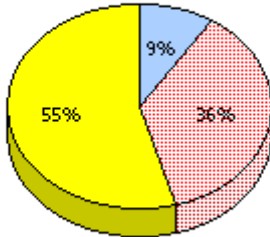
Reading

School

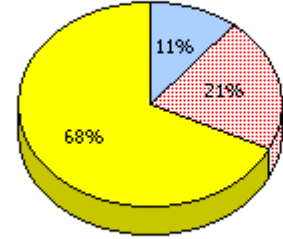
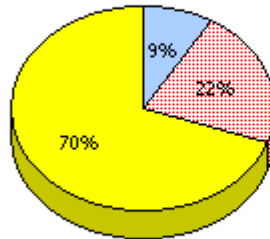
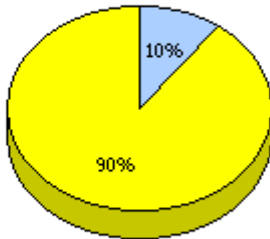
District

Province

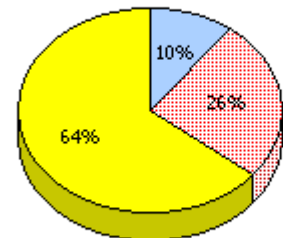
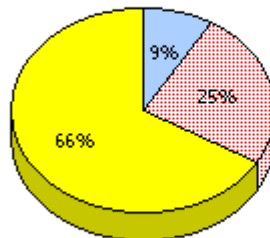
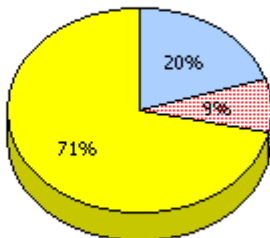
2011
Apr 30,
2011 (22)



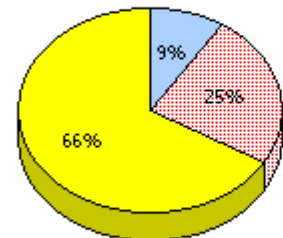
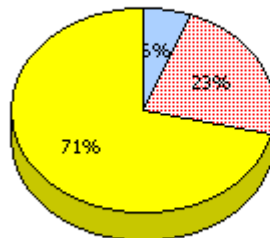
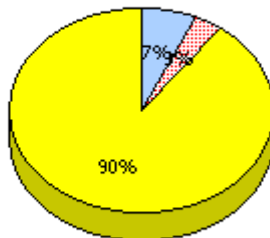
2010
AGR (30)



2009
AGR (35)



2008
AGR (30)



Unknown
 Not Yet Meeting (1 or 2)
 Meeting or Exceeding (3,4,5)

* In some cases, CRT numbers may exceed AGR numbers based on late enrolments. Pie chart is based on the number of students who wrote the CRT.

* French Immersion students not included

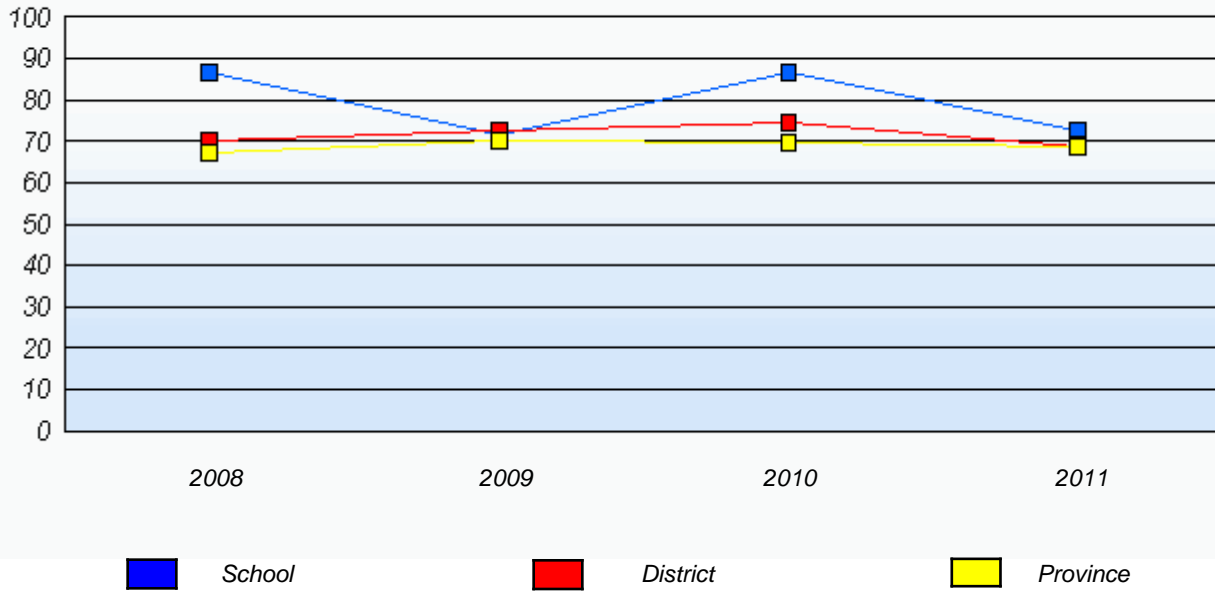
* Reading score is composite of Information and Poet.

District 2 - Western

School #: 053 St. Anthony Elementary

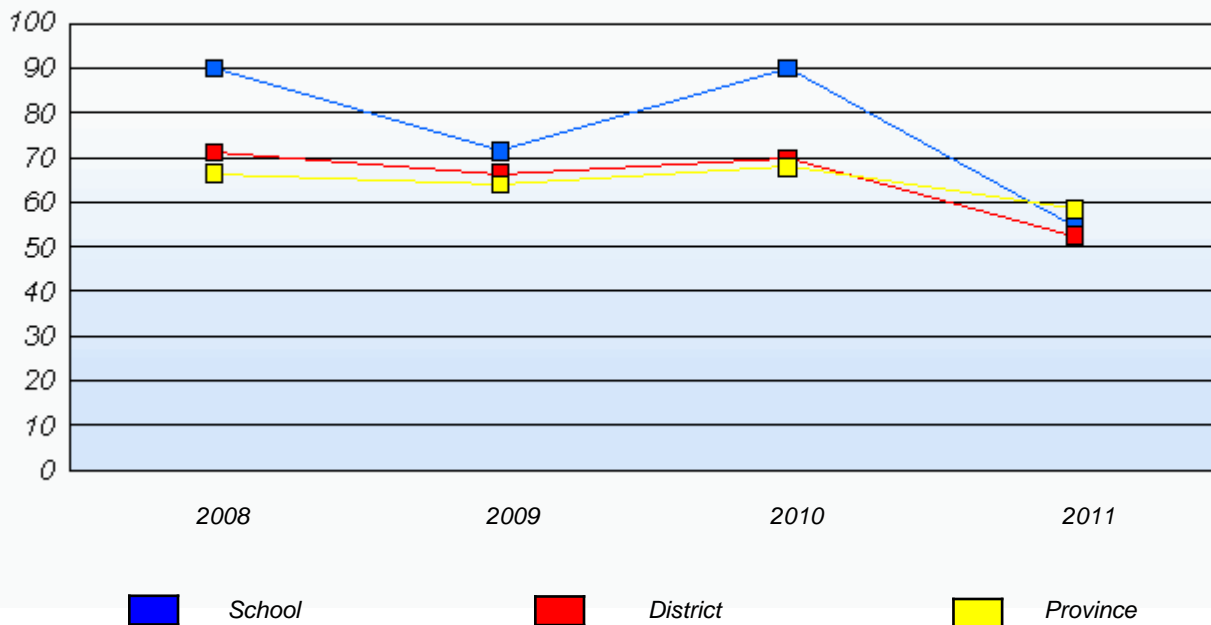
Demand Writing

Percentage of students at level 3 or above (2008 - 2011)



Reading

Percentage of students at level 3 or above (2008 - 2011)



* In some cases, CRT numbers may exceed AGR numbers based on late enrolments. Pie chart is based on the number of students who wrote the CRT.

* French Immersion students not included

* Reading score is composite of Information and Poet.

District 2 - Western

School #: 054 St. Lewis Academy

Demand Writing

School

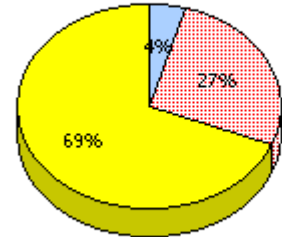
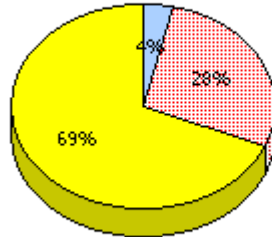
School data with 5 or fewer students withheld for reasons of confidentiality.

District

Province

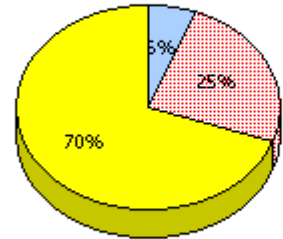
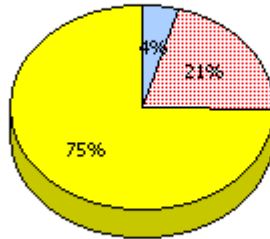
2011

Apr 30,
2011 (2)



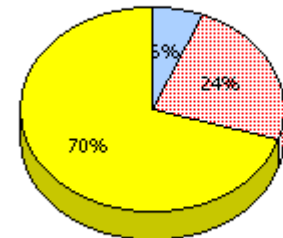
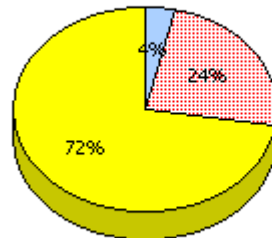
2010

AGR (2)



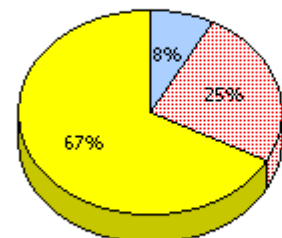
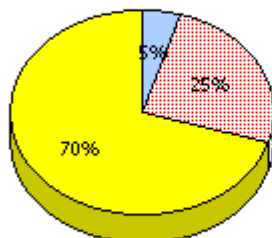
2009

AGR (1)



2008

AGR (4)



Unknown

Not Yet Meeting (1 or 2)

Meeting or Exceeding (3,4,5)

* In some cases, CRT numbers may exceed AGR numbers based on late enrolments. Pie chart is based on the number of students who wrote the CRT.

* French Immersion students not included

* Reading score is composite of Information and Poet.

District 2 - Western

School #: 054 St. Lewis Academy

Reading

School

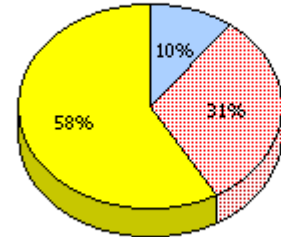
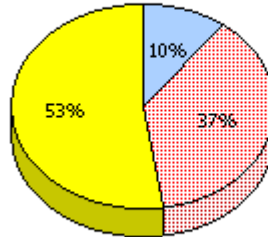
District

Province

School data with 5 or fewer students withheld for reasons of confidentiality.

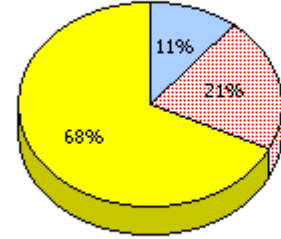
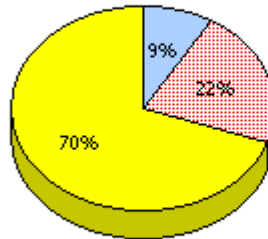
2011

Apr 30, 2011 (2)



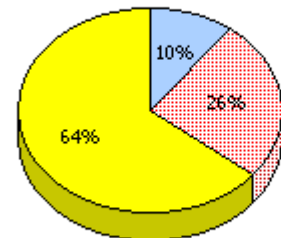
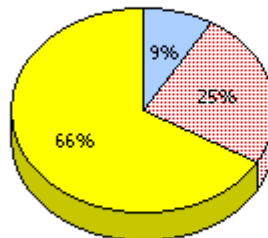
2010

AGR (2)



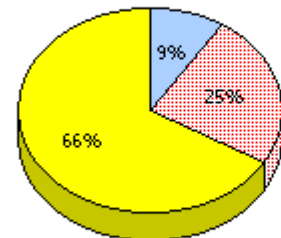
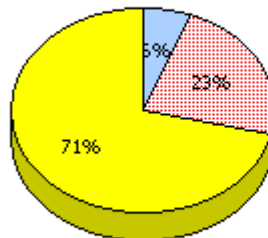
2009

AGR (1)



2008

AGR (4)



Unknown
 Not Yet Meeting (1 or 2)
 Meeting or Exceeding (3,4,5)

* In some cases, CRT numbers may exceed AGR numbers based on late enrolments. Pie chart is based on the number of students who wrote the CRT.

* French Immersion students not included

* Reading score is composite of Information and Poet.

District 2 - Western

School #: 054 St. Lewis Academy

Demand Writing

Percentage of students at level 3 or above (2008 - 2011)

School data with 5 or fewer students withheld for reasons of confidentiality.

 School  District  Province

Reading

Percentage of students at level 3 or above (2008 - 2011)

School data with 5 or fewer students withheld for reasons of confidentiality.

 School  District  Province

* In some cases, CRT numbers may exceed AGR numbers based on late enrolments. Pie chart is based on the number of students who wrote the CRT.

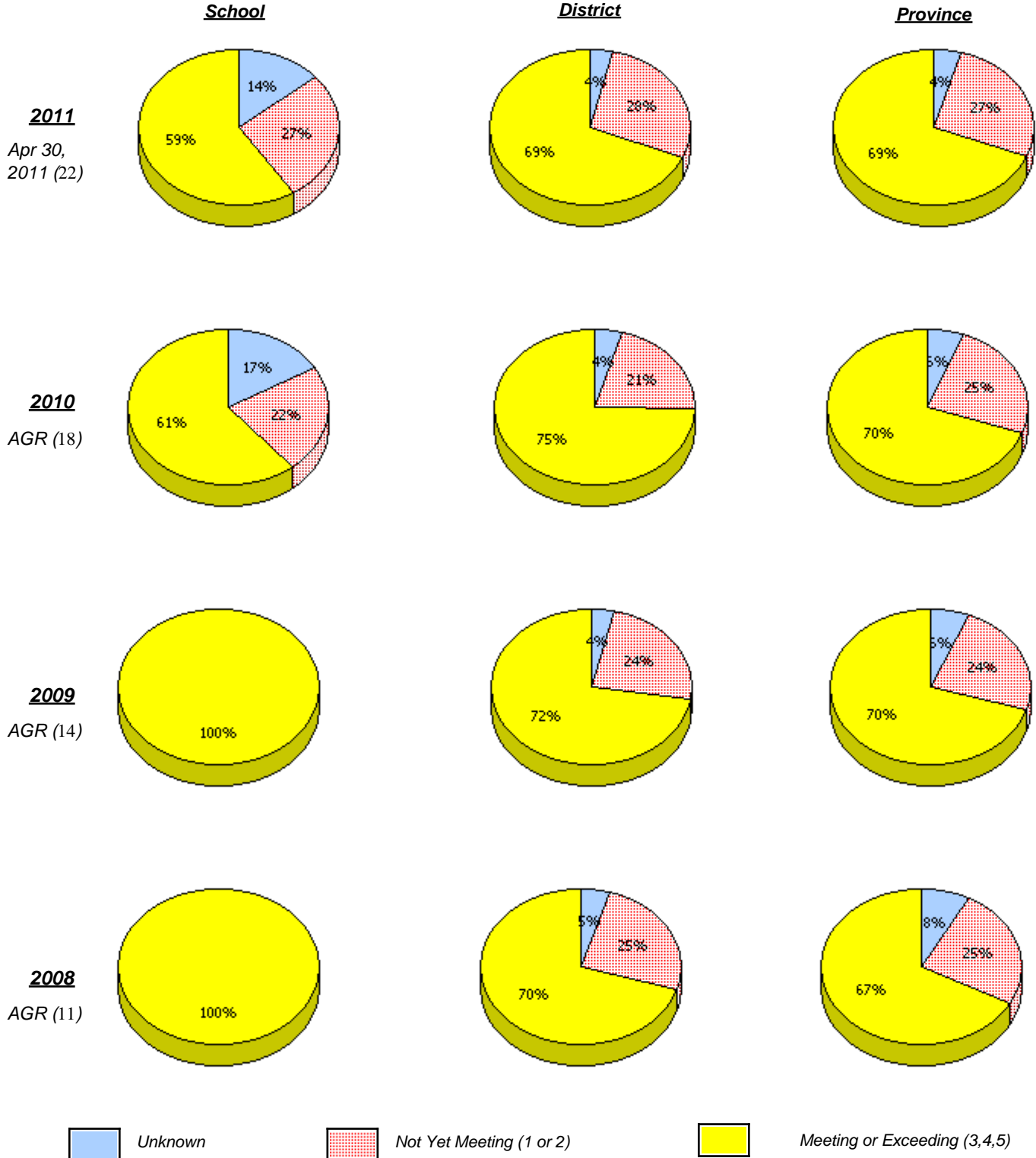
* French Immersion students not included

* Reading score is composite of Information and Poet.

District 2 - Western

School #: 057 St. Peter's Academy

Demand Writing



* In some cases, CRT numbers may exceed AGR numbers based on late enrolments. Pie chart is based on the number of students who wrote the CRT.

* French Immersion students not included

* Reading score is composite of Information and Poet.

District 2 - Western

School #: 057 St. Peter's Academy

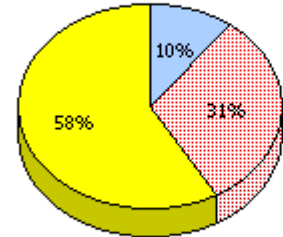
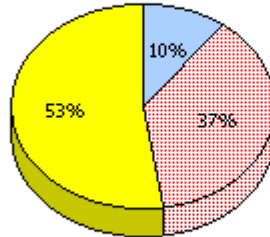
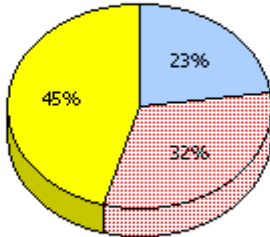
Reading

School

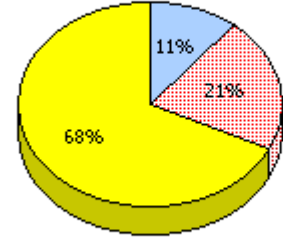
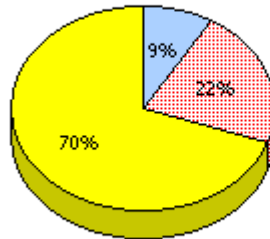
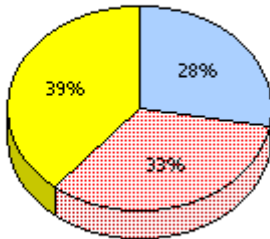
District

Province

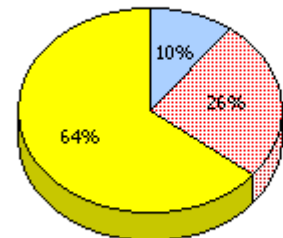
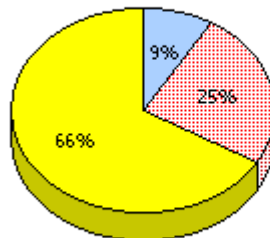
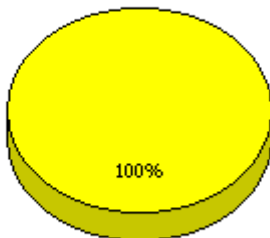
2011
Apr 30,
2011 (22)



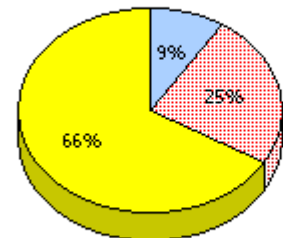
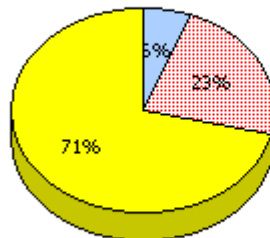
2010
AGR (18)



2009
AGR (14)



2008
AGR (11)



Unknown
 Not Yet Meeting (1 or 2)
 Meeting or Exceeding (3,4,5)

* In some cases, CRT numbers may exceed AGR numbers based on late enrolments. Pie chart is based on the number of students who wrote the CRT.

* French Immersion students not included

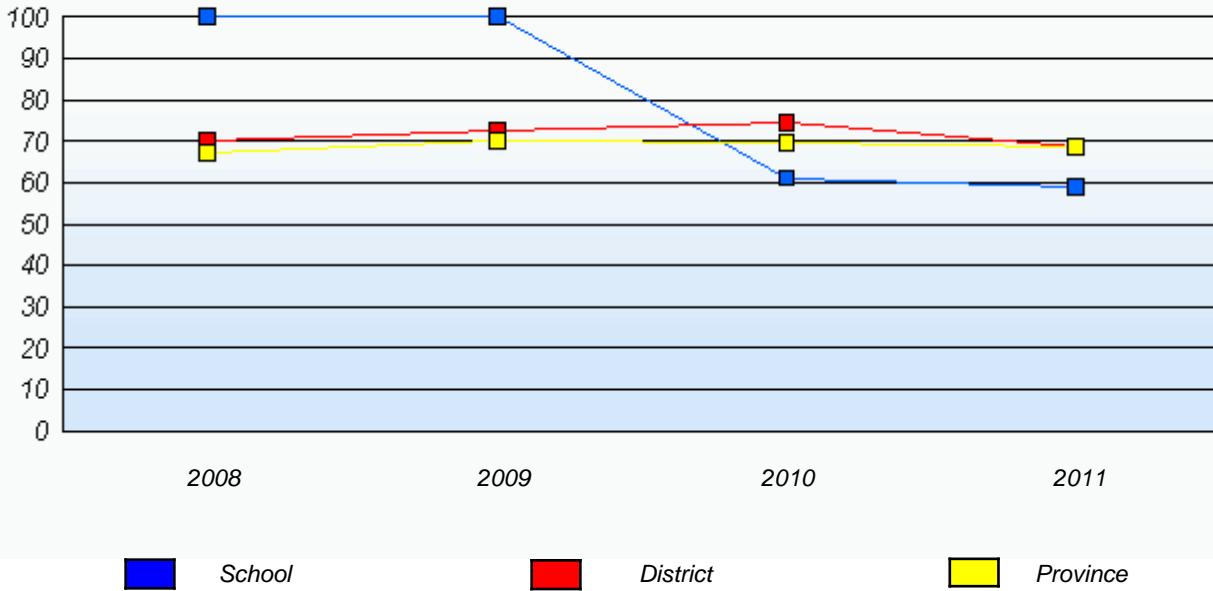
* Reading score is composite of Information and Poet.

District 2 - Western

School #: 057 St. Peter's Academy

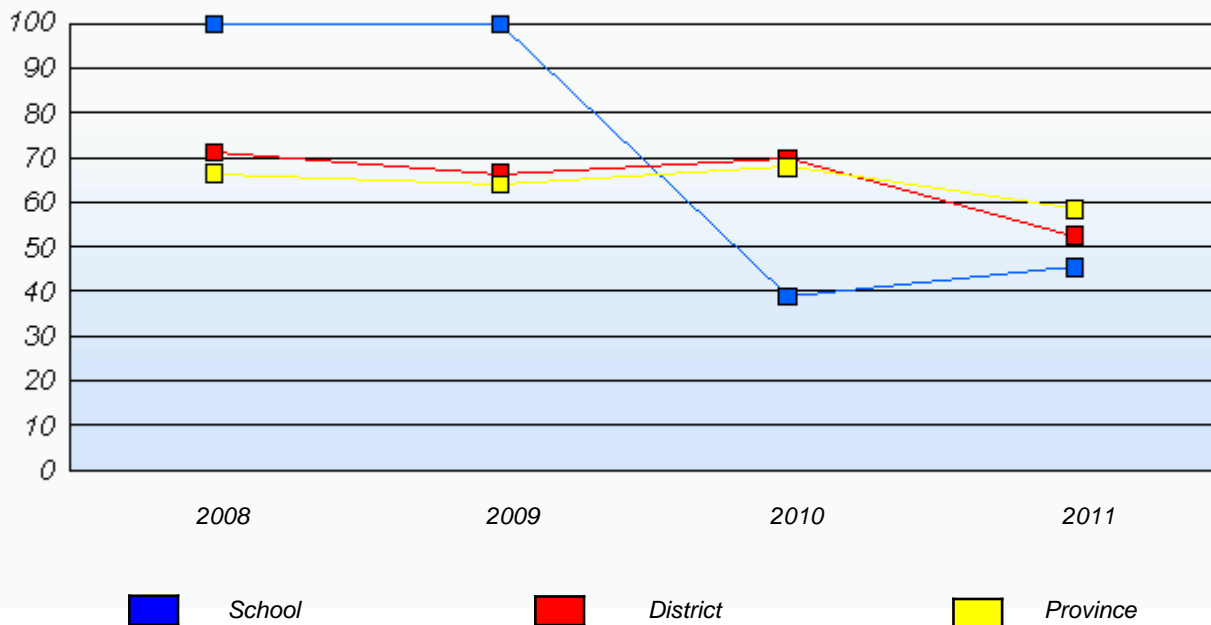
Demand Writing

Percentage of students at level 3 or above (2008 - 2011)



Reading

Percentage of students at level 3 or above (2008 - 2011)



* In some cases, CRT numbers may exceed AGR numbers based on late enrolments. Pie chart is based on the number of students who wrote the CRT.

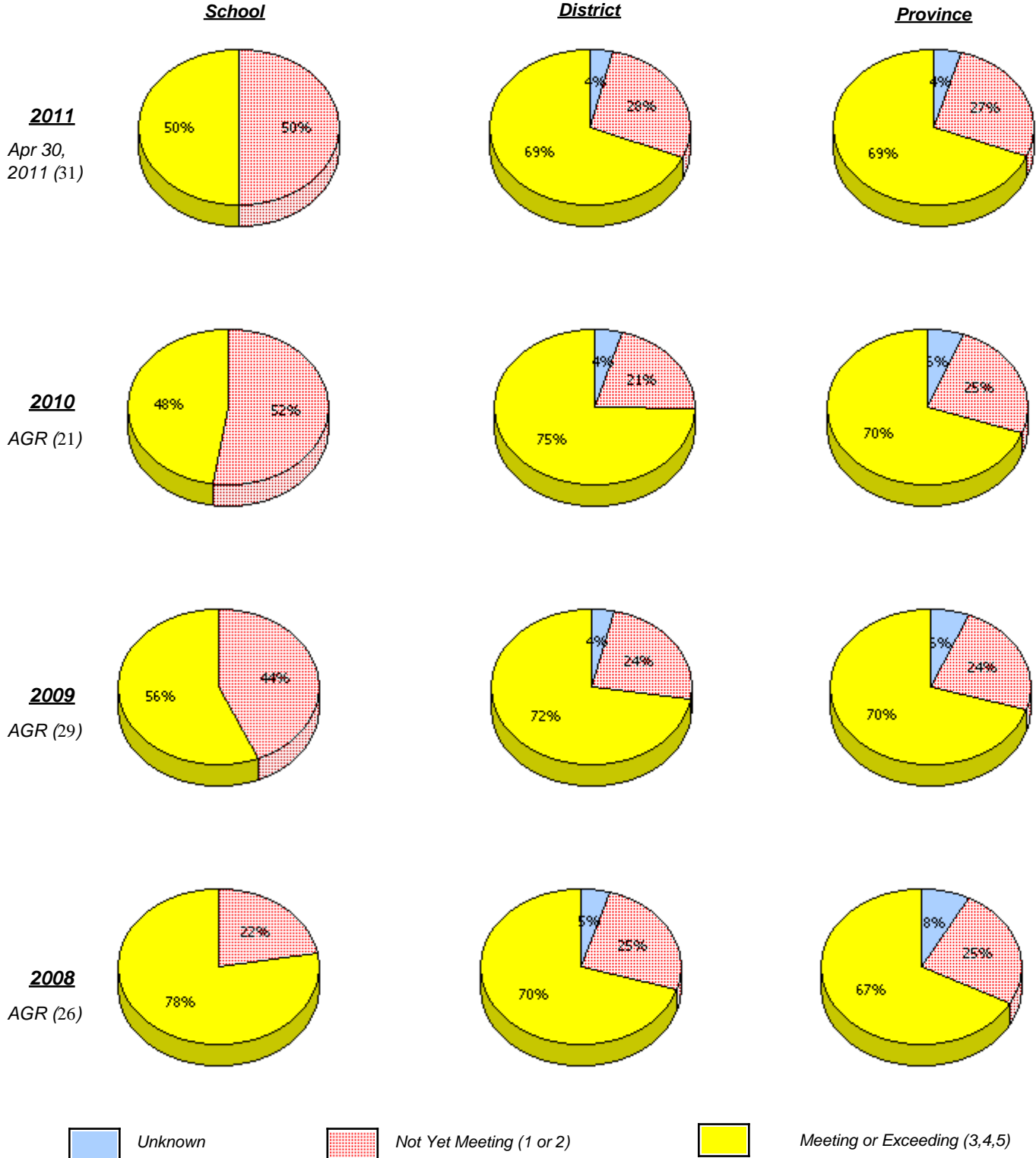
* French Immersion students not included

* Reading score is composite of Information and Poet.

District 2 - Western

School #: 060 C.C. Loughlin Elementary

Demand Writing



* In some cases, CRT numbers may exceed AGR numbers based on late enrolments. Pie chart is based on the number of students who wrote the CRT.

* French Immersion students not included

* Reading score is composite of Information and Poet.

District 2 - Western

School #: 060 C.C. Loughlin Elementary

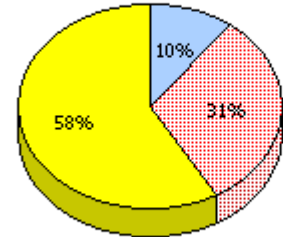
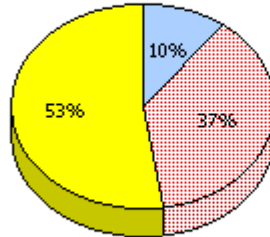
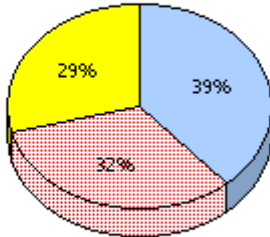
Reading

School

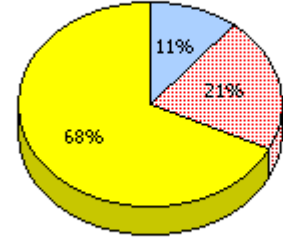
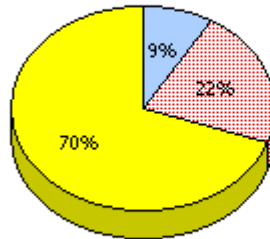
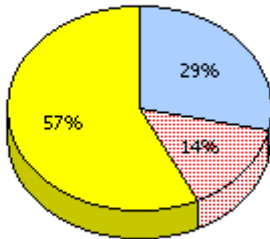
District

Province

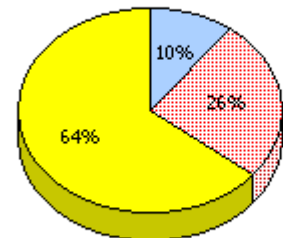
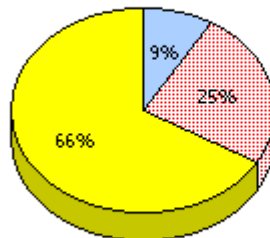
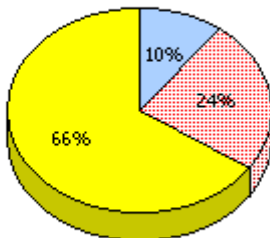
2011
Apr 30,
2011 (31)



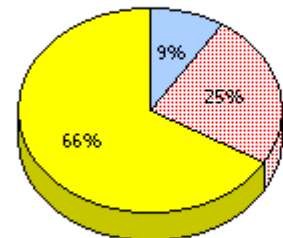
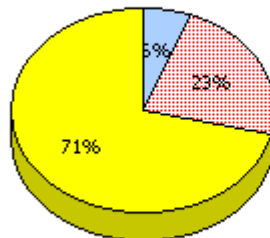
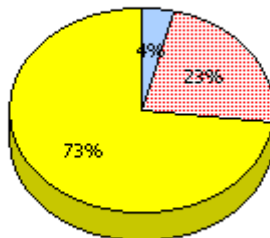
2010
AGR (21)



2009
AGR (29)



2008
AGR (26)



Unknown
 Not Yet Meeting (1 or 2)
 Meeting or Exceeding (3,4,5)

* In some cases, CRT numbers may exceed AGR numbers based on late enrolments. Pie chart is based on the number of students who wrote the CRT.

* French Immersion students not included

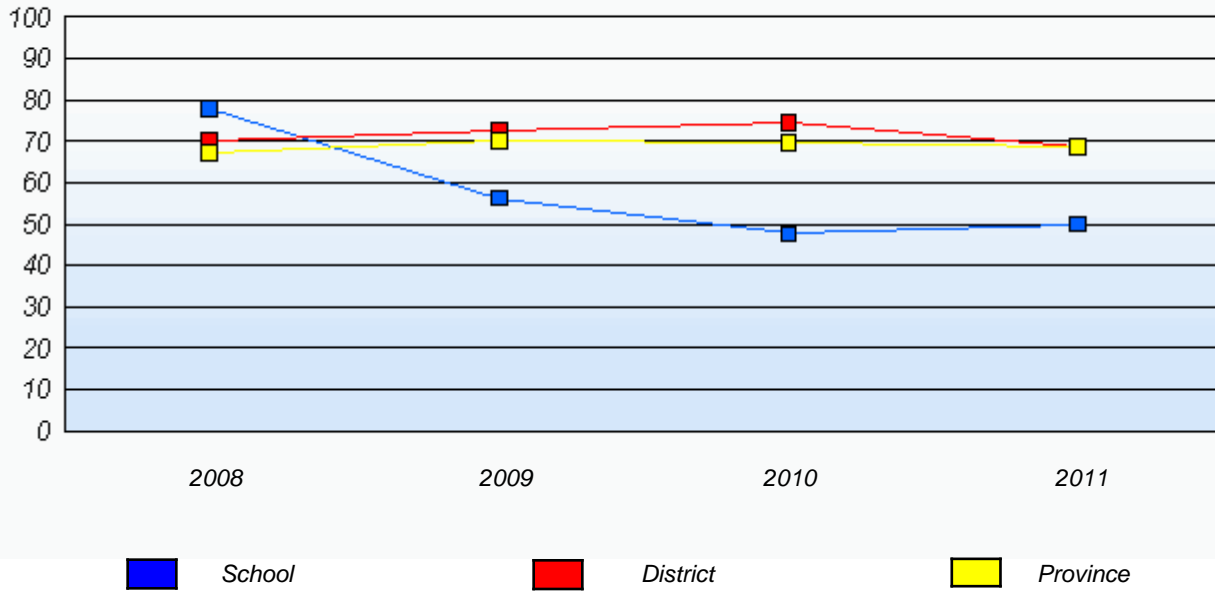
* Reading score is composite of Information and Poet.

District 2 - Western

School #: 060 C.C. Loughlin Elementary

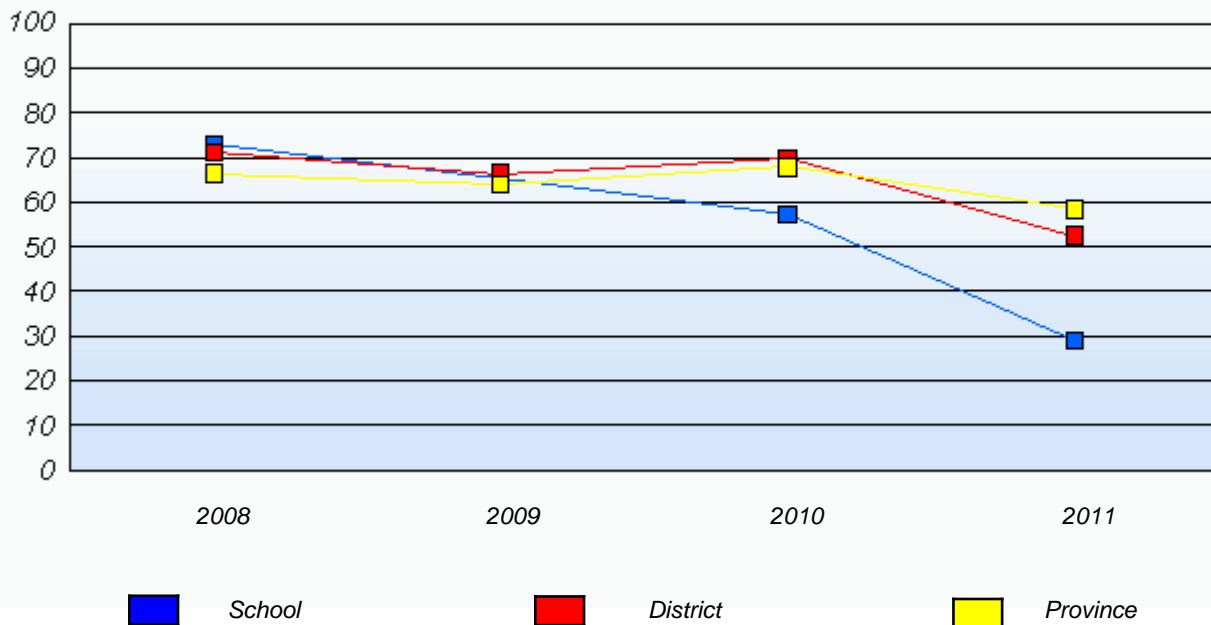
Demand Writing

Percentage of students at level 3 or above (2008 - 2011)



Reading

Percentage of students at level 3 or above (2008 - 2011)



* In some cases, CRT numbers may exceed AGR numbers based on late enrolments. Pie chart is based on the number of students who wrote the CRT.

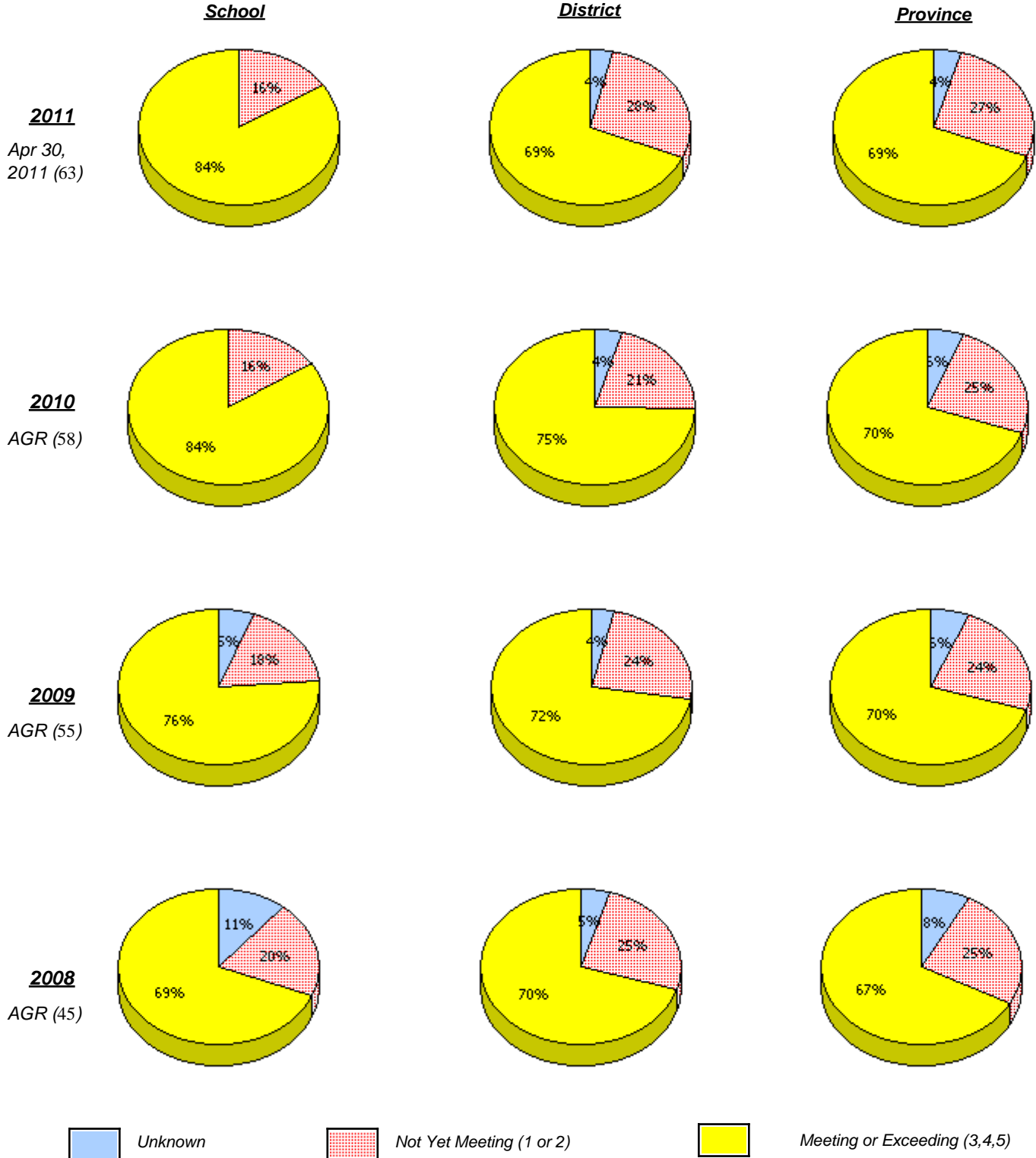
* French Immersion students not included

* Reading score is composite of Information and Poet.

District 2 - Western

School #: 065 Humber Elementary

Demand Writing



* In some cases, CRT numbers may exceed AGR numbers based on late enrolments. Pie chart is based on the number of students who wrote the CRT.

* French Immersion students not included

* Reading score is composite of Information and Poet.

District 2 - Western

School #: 065 Humber Elementary

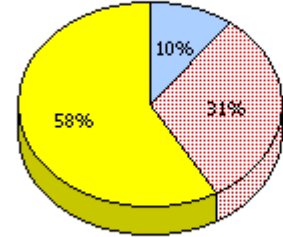
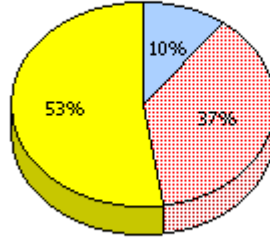
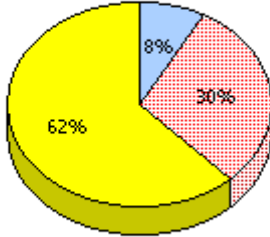
Reading

School

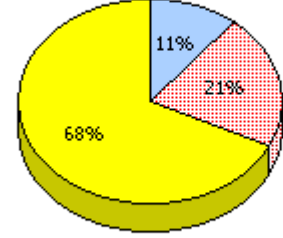
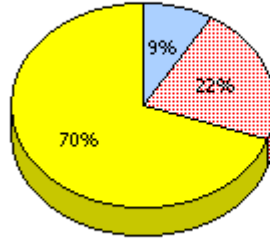
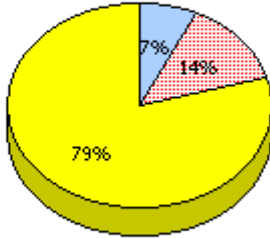
District

Province

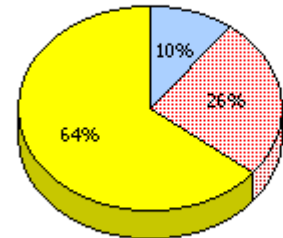
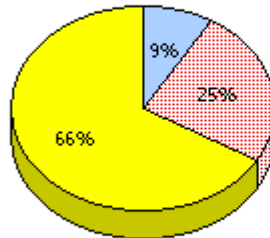
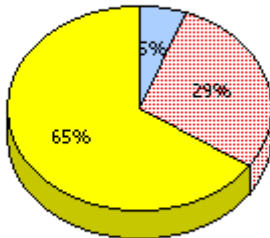
2011
Apr 30,
2011 (63)



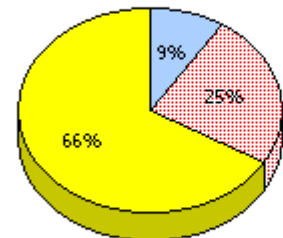
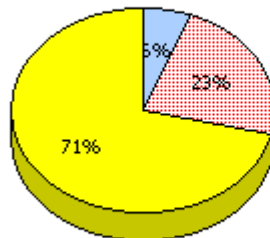
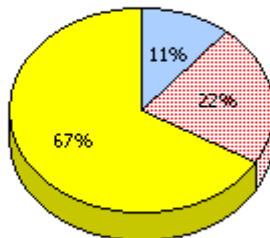
2010
AGR (58)



2009
AGR (55)



2008
AGR (45)



Unknown
 Not Yet Meeting (1 or 2)
 Meeting or Exceeding (3,4,5)

* In some cases, CRT numbers may exceed AGR numbers based on late enrolments. Pie chart is based on the number of students who wrote the CRT.

* French Immersion students not included

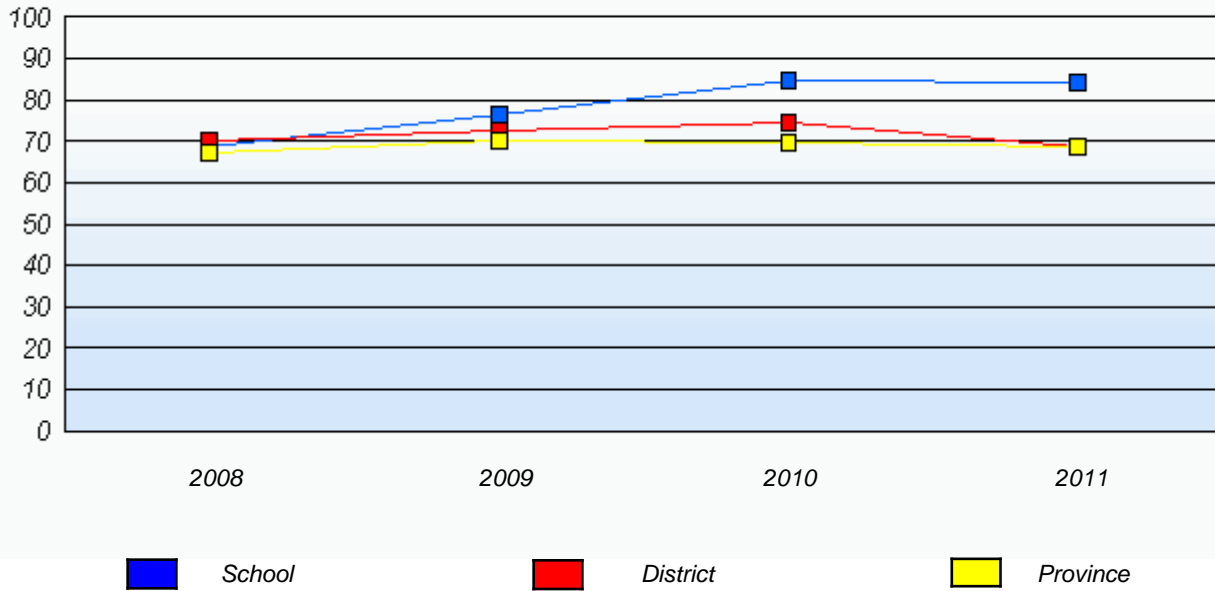
* Reading score is composite of Information and Poet.

District 2 - Western

School #: 065 Humber Elementary

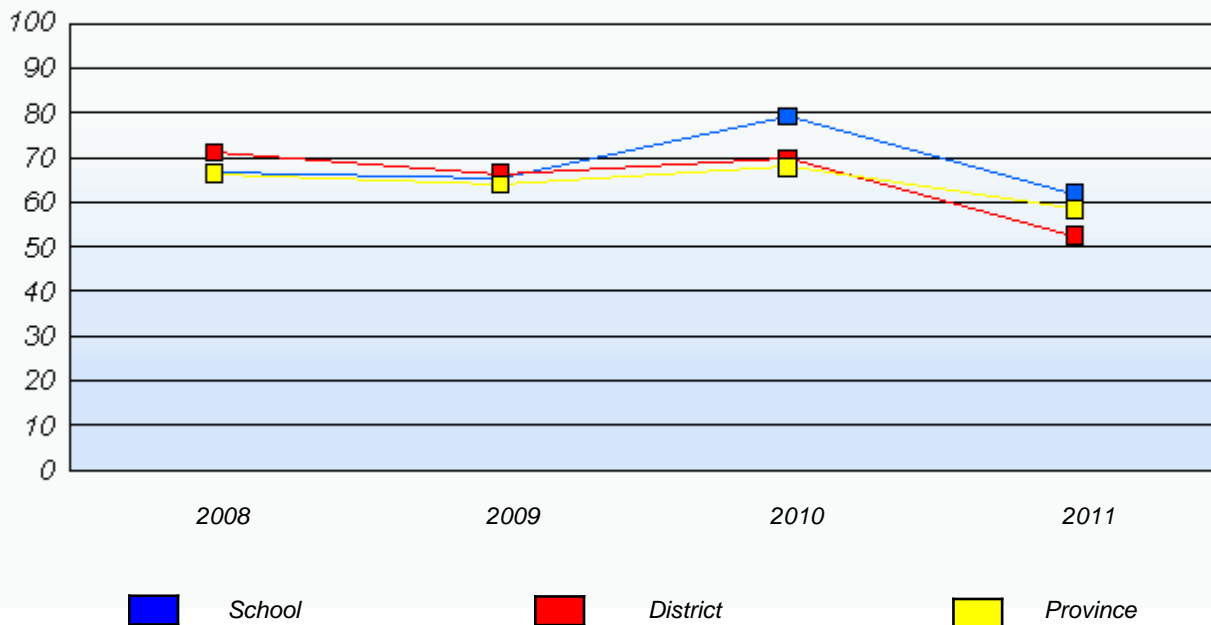
Demand Writing

Percentage of students at level 3 or above (2008 - 2011)



Reading

Percentage of students at level 3 or above (2008 - 2011)



* In some cases, CRT numbers may exceed AGR numbers based on late enrolments. Pie chart is based on the number of students who wrote the CRT.

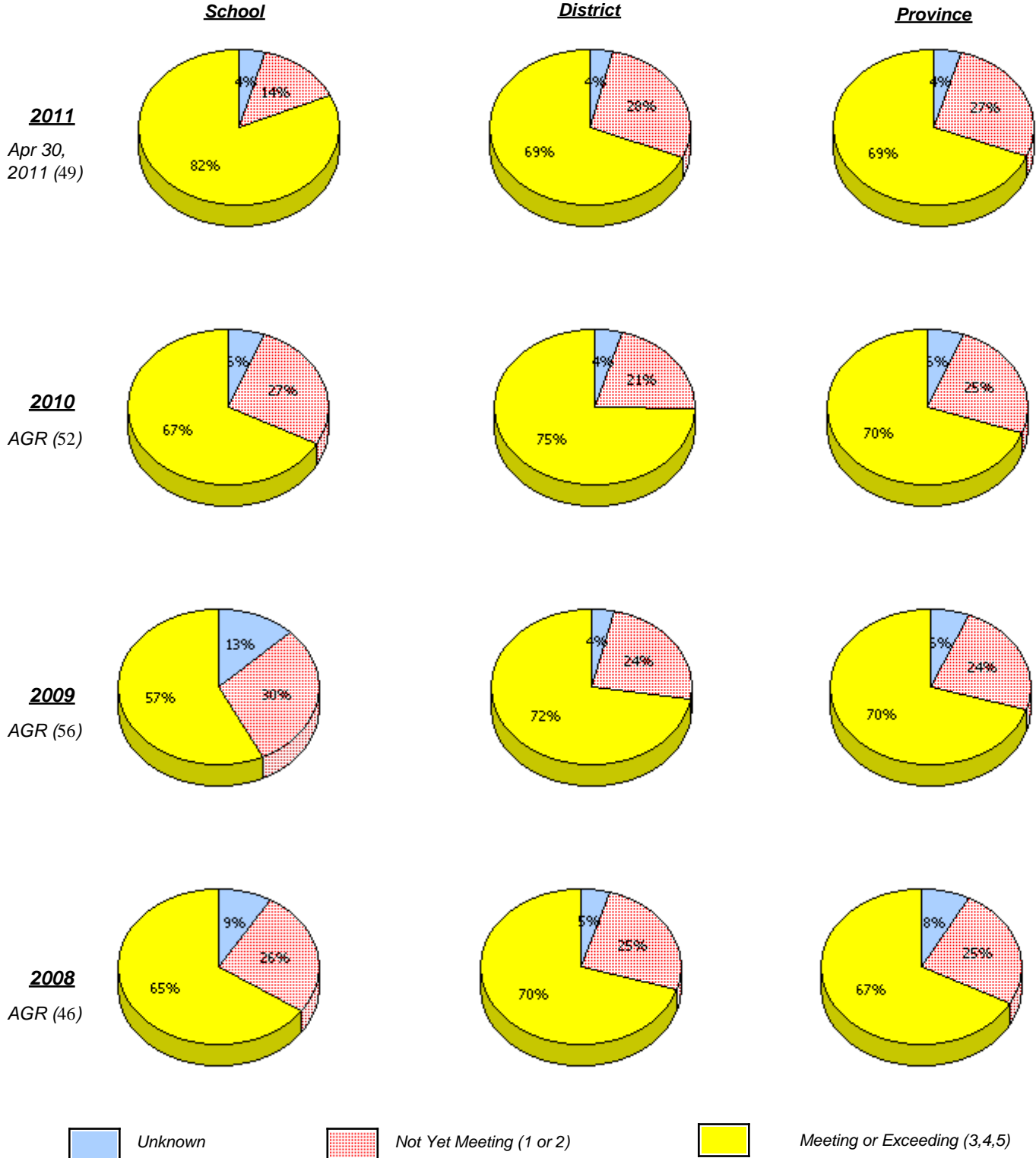
* French Immersion students not included

* Reading score is composite of Information and Poet.

District 2 - Western

School #: 066 J.J. Curling Elementary

Demand Writing



* In some cases, CRT numbers may exceed AGR numbers based on late enrolments. Pie chart is based on the number of students who wrote the CRT.

* French Immersion students not included

* Reading score is composite of Information and Poet.

District 2 - Western

School #: 066 J.J. Curling Elementary

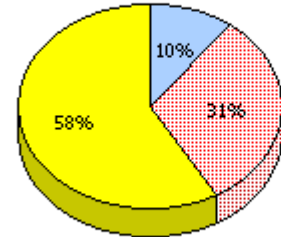
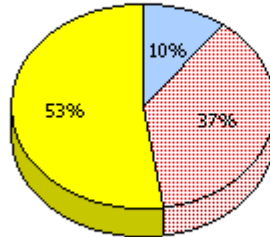
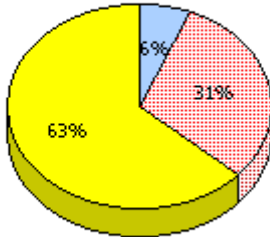
Reading

School

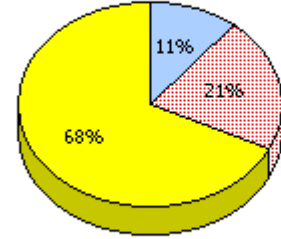
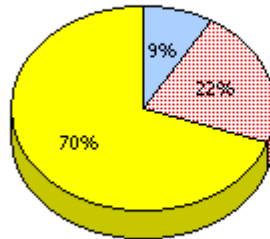
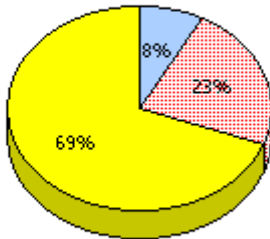
District

Province

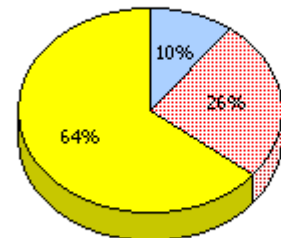
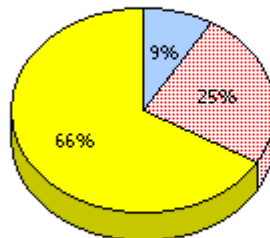
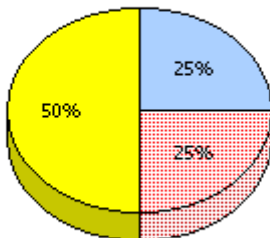
2011
Apr 30,
2011 (49)



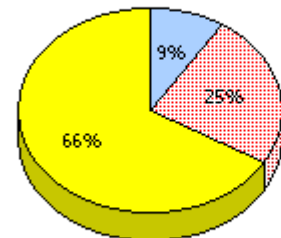
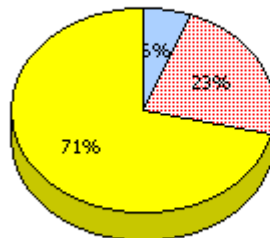
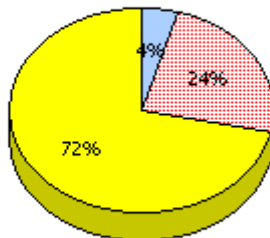
2010
AGR (52)



2009
AGR (56)



2008
AGR (46)



Unknown
 Not Yet Meeting (1 or 2)
 Meeting or Exceeding (3,4,5)

* In some cases, CRT numbers may exceed AGR numbers based on late enrolments. Pie chart is based on the number of students who wrote the CRT.

* French Immersion students not included

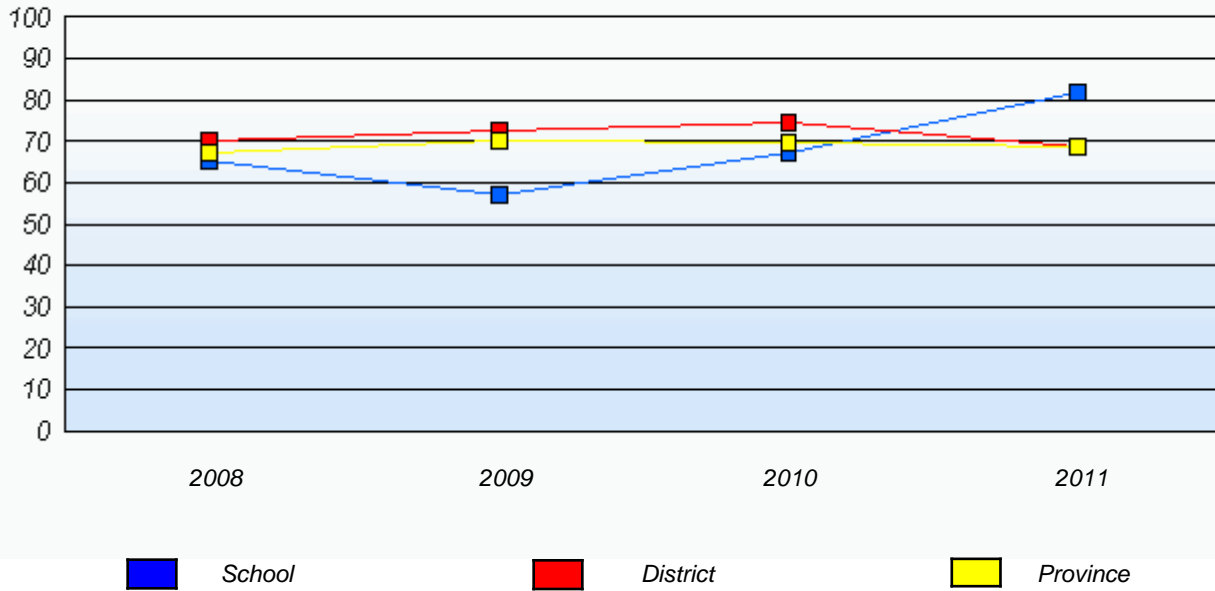
* Reading score is composite of Information and Poet.

District 2 - Western

School #: 066 J.J. Curling Elementary

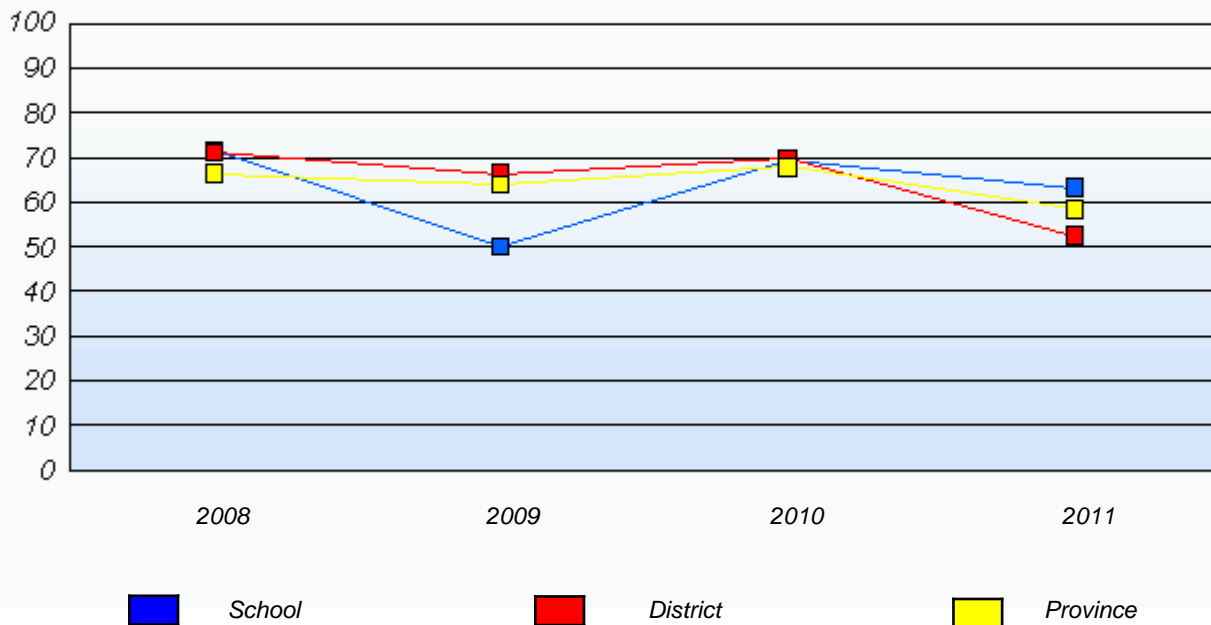
Demand Writing

Percentage of students at level 3 or above (2008 - 2011)



Reading

Percentage of students at level 3 or above (2008 - 2011)



* In some cases, CRT numbers may exceed AGR numbers based on late enrolments. Pie chart is based on the number of students who wrote the CRT.

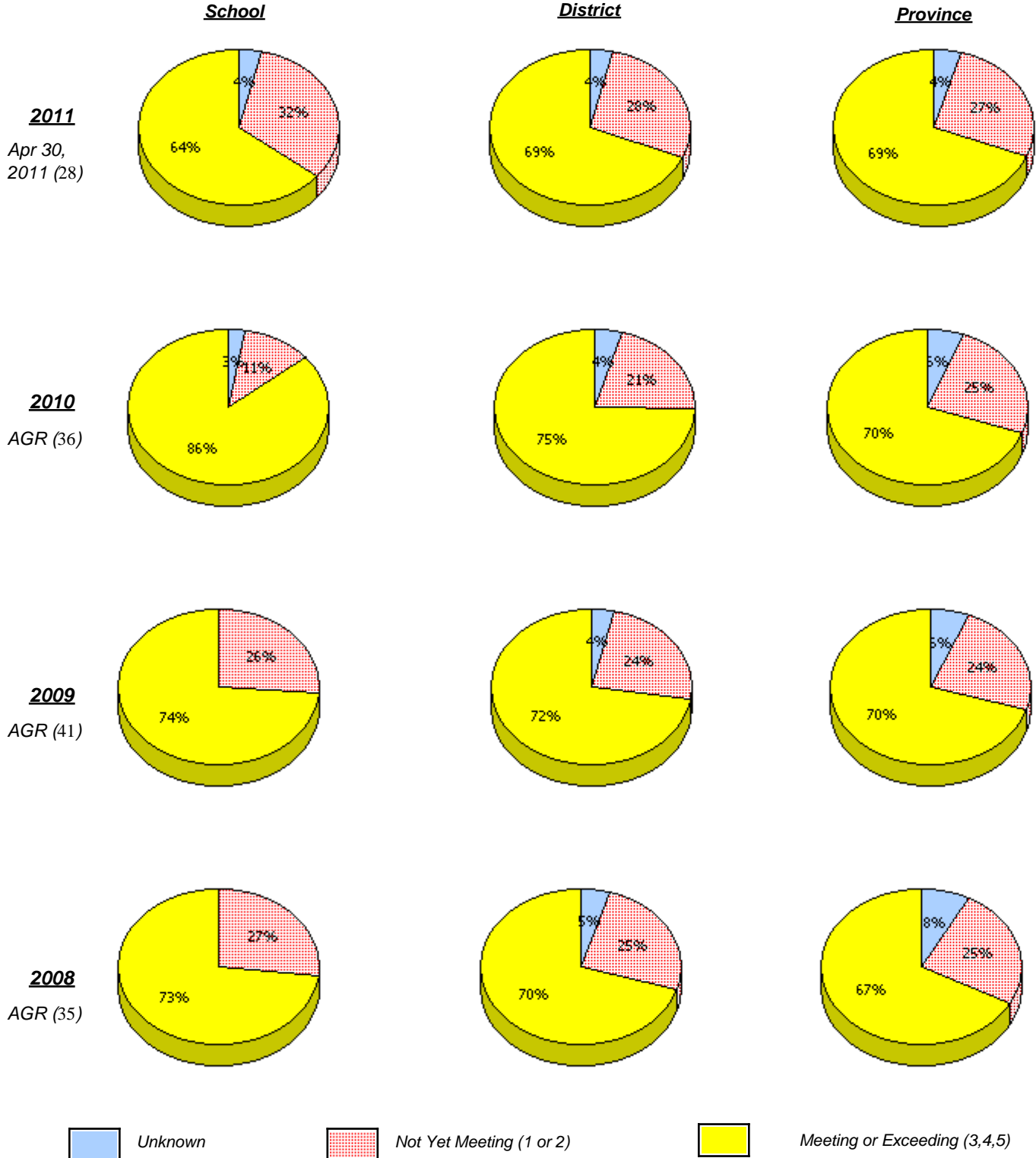
* French Immersion students not included

* Reading score is composite of Information and Poet.

District 2 - Western

School #: 069 Sacred Heart Elementary

Demand Writing



* In some cases, CRT numbers may exceed AGR numbers based on late enrolments. Pie chart is based on the number of students who wrote the CRT.

* French Immersion students not included

* Reading score is composite of Information and Poet.

District 2 - Western

School #: 069 Sacred Heart Elementary

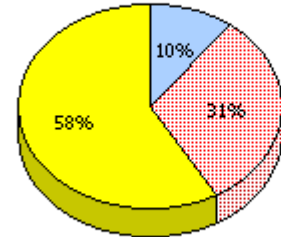
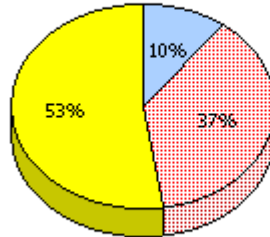
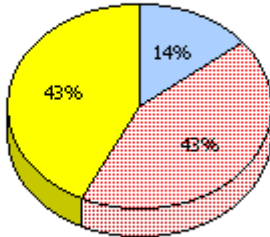
Reading

School

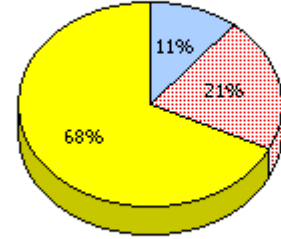
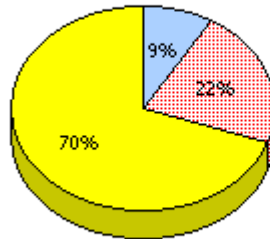
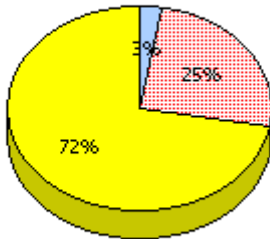
District

Province

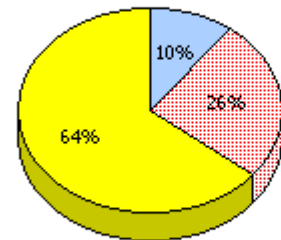
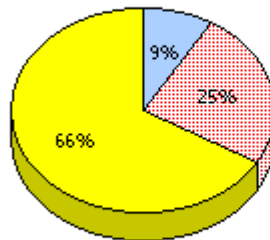
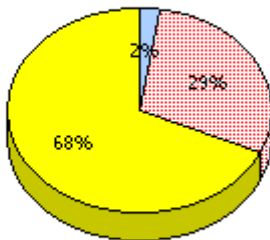
2011
Apr 30,
2011 (28)



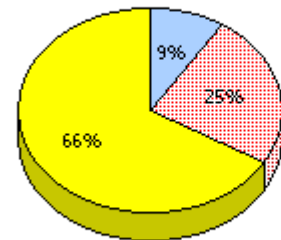
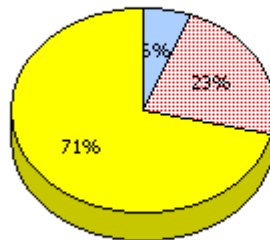
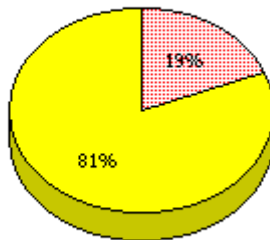
2010
AGR (36)



2009
AGR (41)



2008
AGR (35)



Unknown
 Not Yet Meeting (1 or 2)
 Meeting or Exceeding (3,4,5)

* In some cases, CRT numbers may exceed AGR numbers based on late enrolments. Pie chart is based on the number of students who wrote the CRT.

* French Immersion students not included

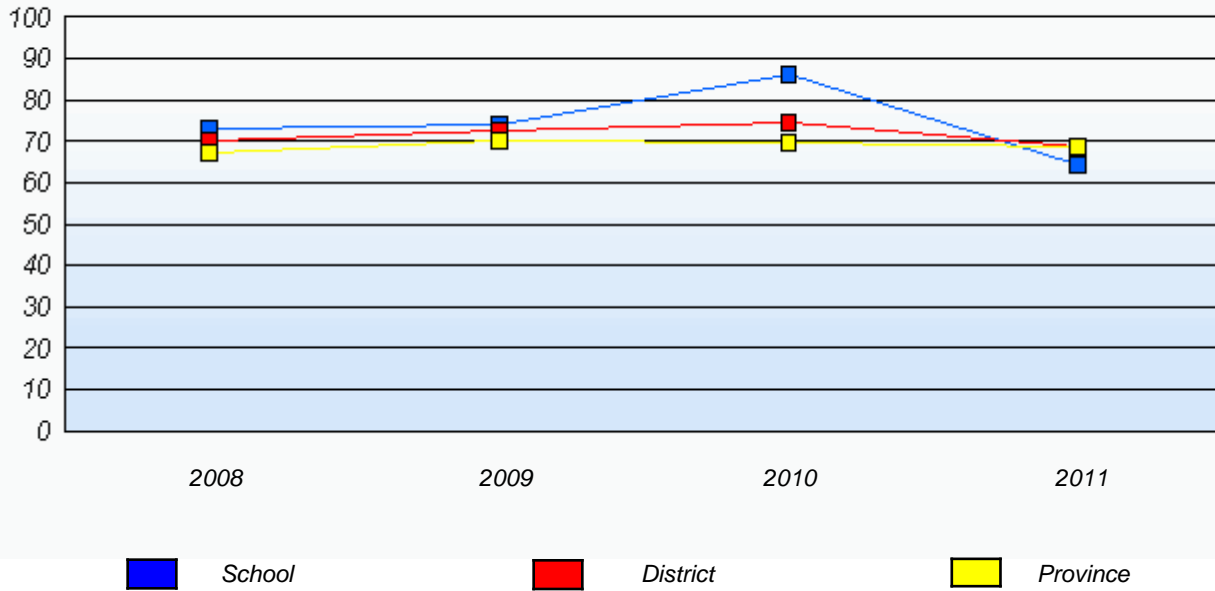
* Reading score is composite of Information and Poet.

District 2 - Western

School #: 069 Sacred Heart Elementary

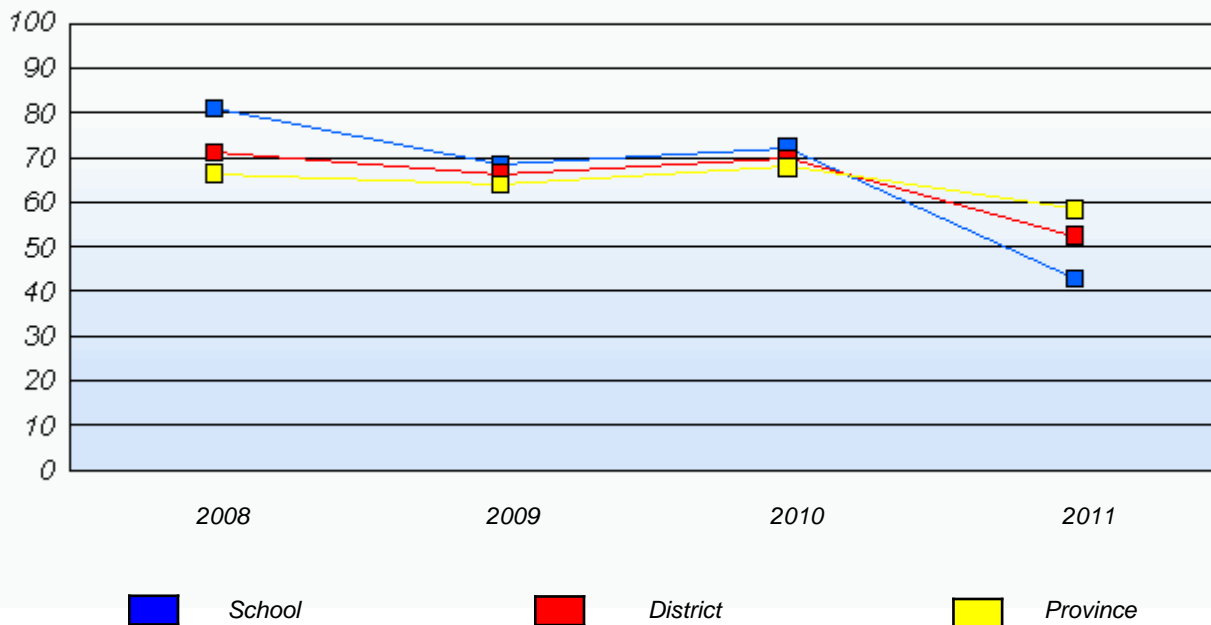
Demand Writing

Percentage of students at level 3 or above (2008 - 2011)



Reading

Percentage of students at level 3 or above (2008 - 2011)



* In some cases, CRT numbers may exceed AGR numbers based on late enrolments. Pie chart is based on the number of students who wrote the CRT.

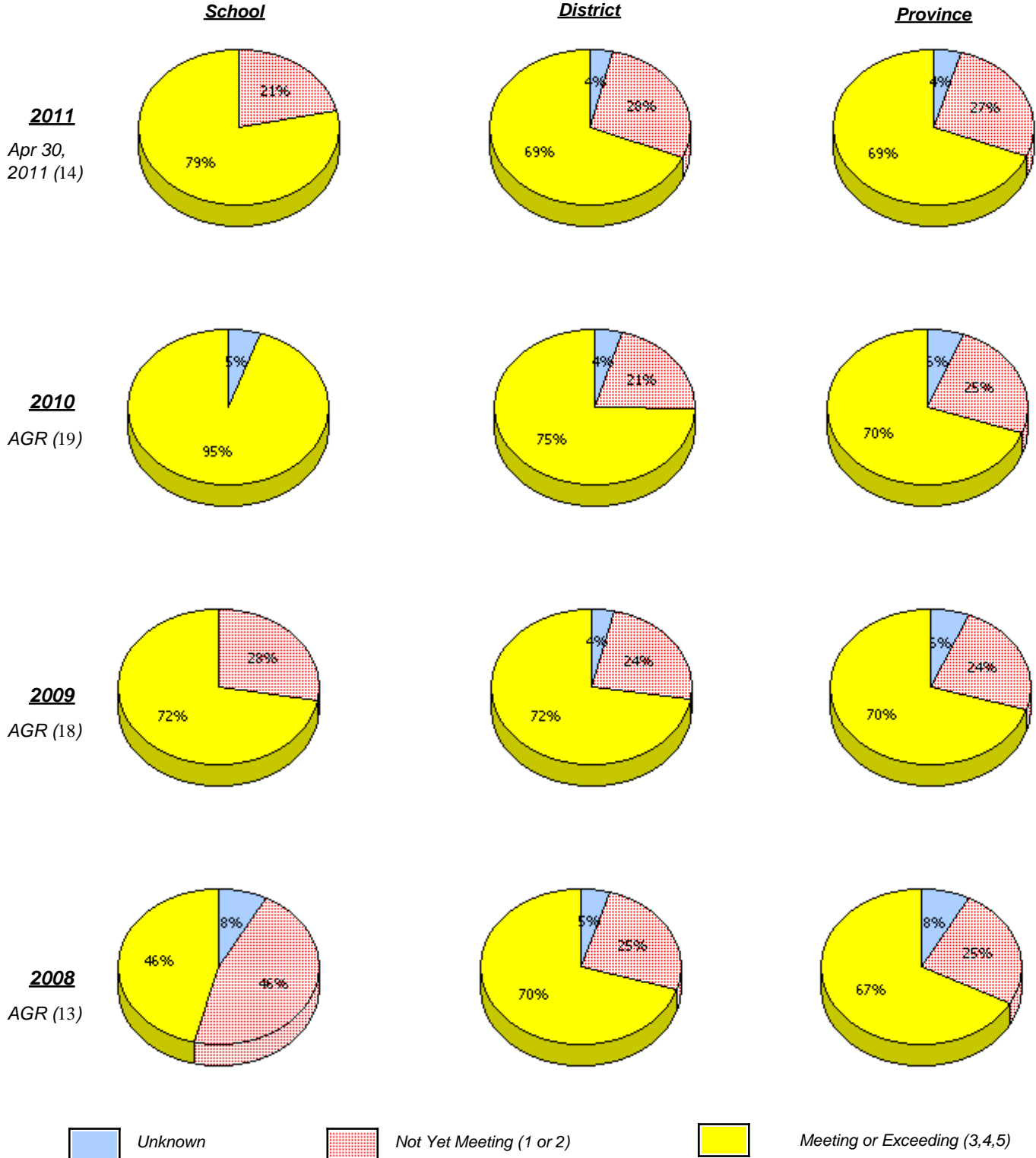
* French Immersion students not included

* Reading score is composite of Information and Poet.

District 2 - Western

School #: 070 St. Gerard's Elementary

Demand Writing



* In some cases, CRT numbers may exceed AGR numbers based on late enrolments. Pie chart is based on the number of students who wrote the CRT.

* French Immersion students not included

* Reading score is composite of Information and Poet.

District 2 - Western

School #: 070 St. Gerard's Elementary

Reading

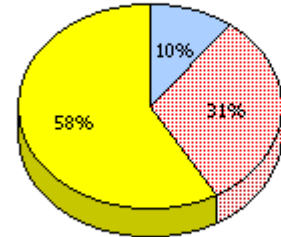
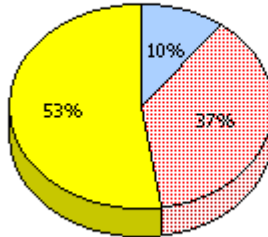
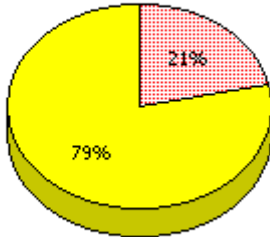
School

District

Province

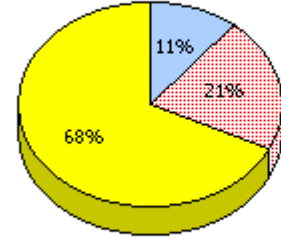
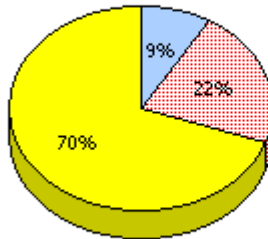
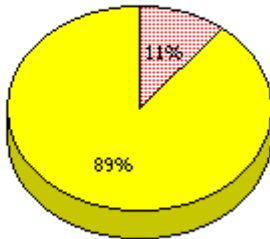
2011

Apr 30,
2011 (14)



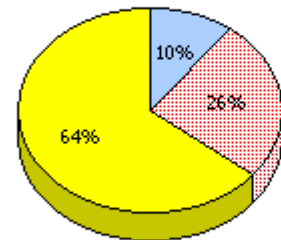
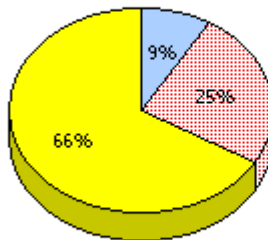
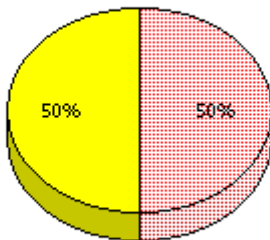
2010

AGR (19)



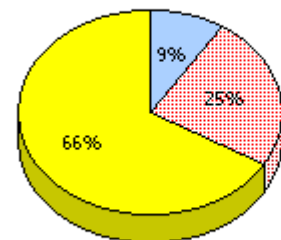
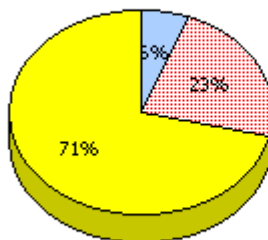
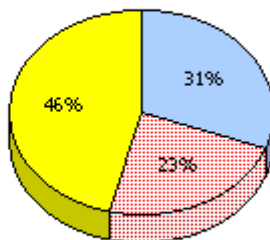
2009

AGR (18)



2008

AGR (13)



Unknown
 Not Yet Meeting (1 or 2)
 Meeting or Exceeding (3,4,5)

* In some cases, CRT numbers may exceed AGR numbers based on late enrolments. Pie chart is based on the number of students who wrote the CRT.

* French Immersion students not included

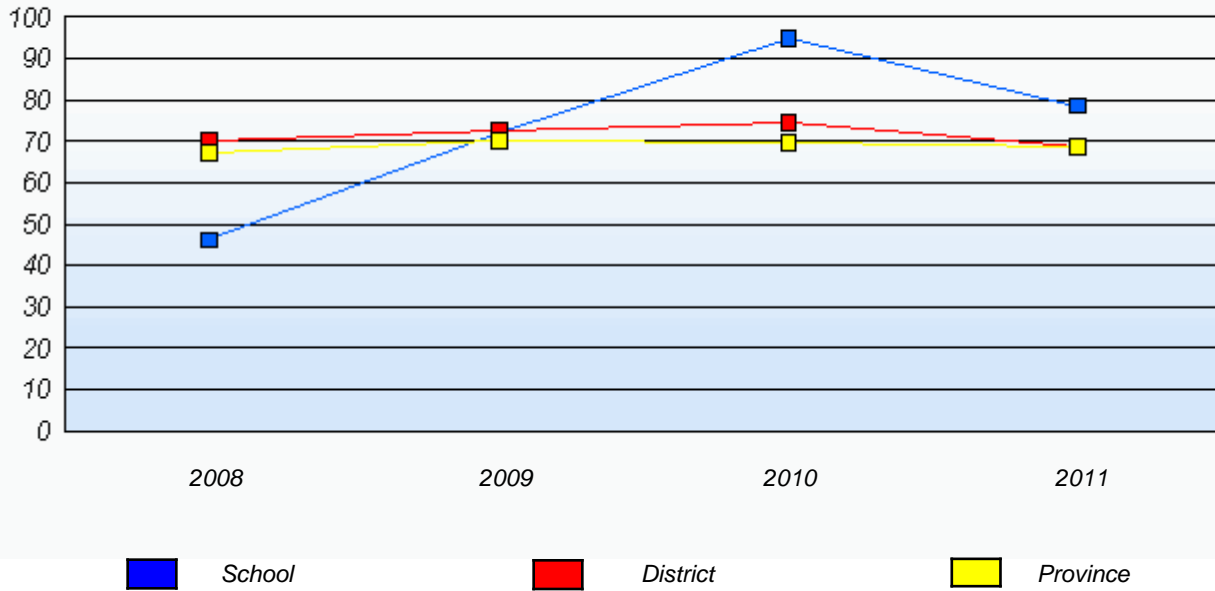
* Reading score is composite of Information and Poet.

District 2 - Western

School #: 070 St. Gerard's Elementary

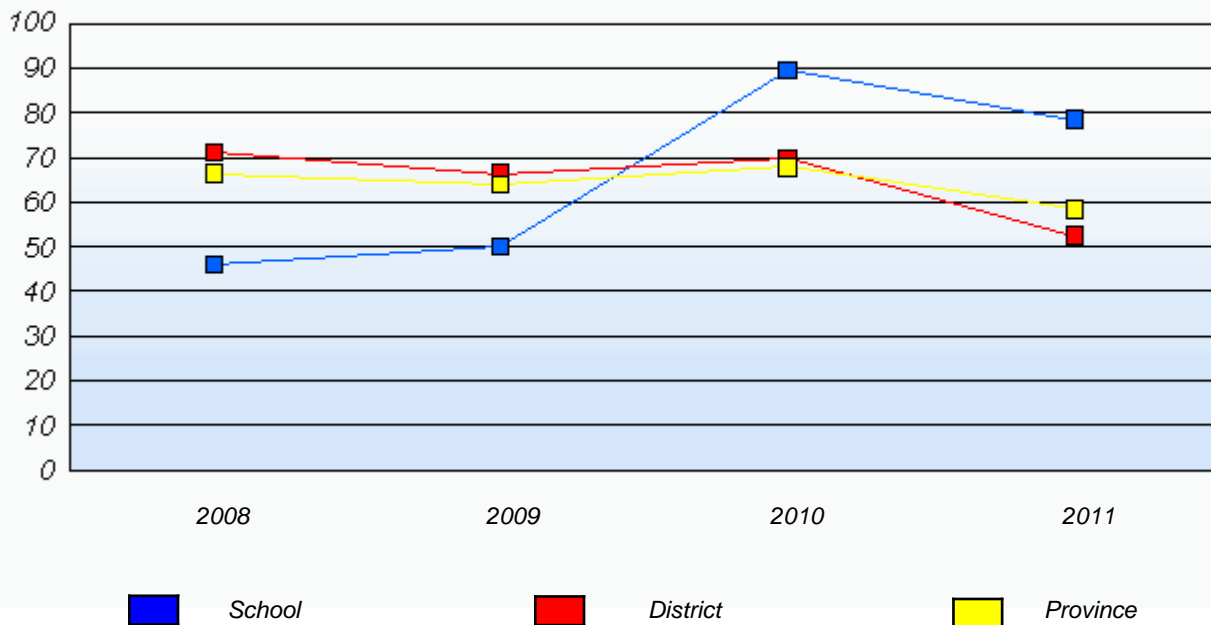
Demand Writing

Percentage of students at level 3 or above (2008 - 2011)



Reading

Percentage of students at level 3 or above (2008 - 2011)



* In some cases, CRT numbers may exceed AGR numbers based on late enrolments. Pie chart is based on the number of students who wrote the CRT.

* French Immersion students not included

* Reading score is composite of Information and Poet.

District 2 - Western

School #: 072 Holy Cross All Grade School

Demand Writing

School

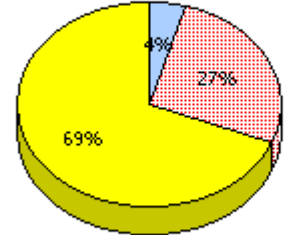
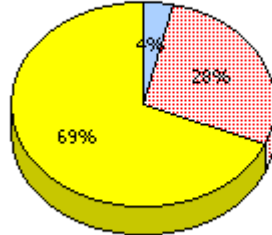
School data with 5 or fewer students withheld for reasons of confidentiality.

District

Province

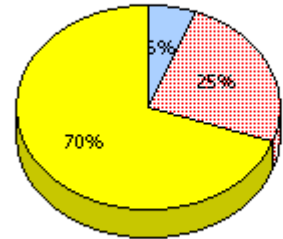
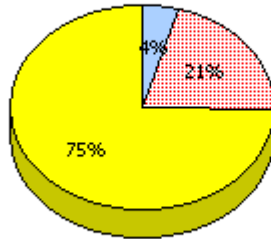
2011

Apr 30, 2011 (2)



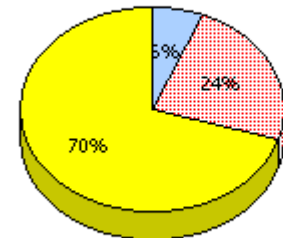
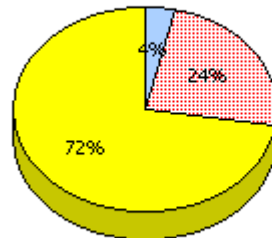
2010

AGR (2)



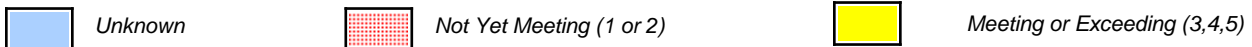
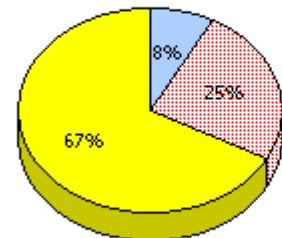
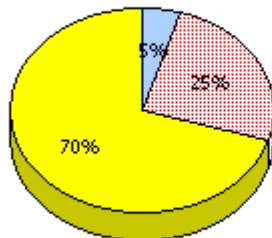
2009

AGR (3)



2008

AGR (4)



* In some cases, CRT numbers may exceed AGR numbers based on late enrolments. Pie chart is based on the number of students who wrote the CRT.

* French Immersion students not included

* Reading score is composite of Information and Poet.

District 2 - Western

School #: 072 Holy Cross All Grade School

Reading

School

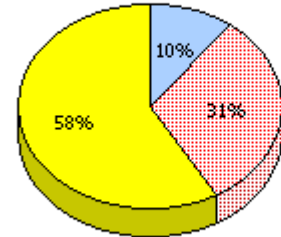
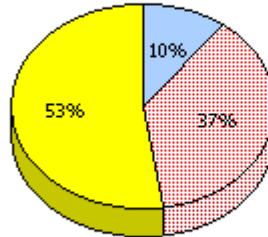
District

Province

School data with 5 or fewer students withheld for reasons of confidentiality.

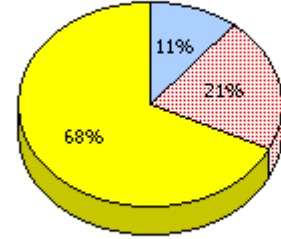
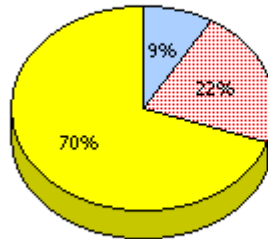
2011

Apr 30, 2011 (2)



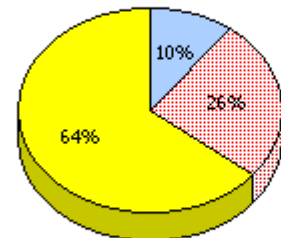
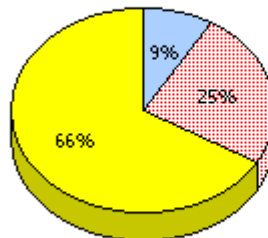
2010

AGR (2)



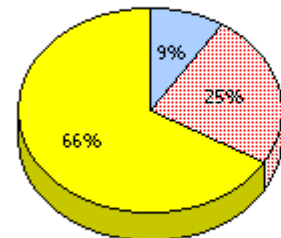
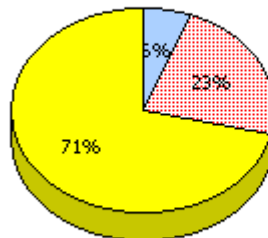
2009

AGR (3)



2008

AGR (4)



Unknown
 Not Yet Meeting (1 or 2)
 Meeting or Exceeding (3,4,5)

* In some cases, CRT numbers may exceed AGR numbers based on late enrolments. Pie chart is based on the number of students who wrote the CRT.

* French Immersion students not included

* Reading score is composite of Information and Poet.

District 2 - Western

School #: 072 Holy Cross All Grade School

Demand Writing

Percentage of students at level 3 or above (2008 - 2011)

School data with 5 or fewer students withheld for reasons of confidentiality.

 School  District  Province

Reading

Percentage of students at level 3 or above (2008 - 2011)

School data with 5 or fewer students withheld for reasons of confidentiality.

 School  District  Province

* In some cases, CRT numbers may exceed AGR numbers based on late enrolments. Pie chart is based on the number of students who wrote the CRT.

* French Immersion students not included

* Reading score is composite of Information and Poet.

District 2 - Western

School #: 075 Hampden Academy

Demand Writing

School

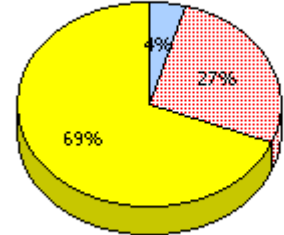
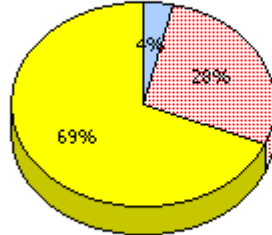
School data with 5 or fewer students withheld for reasons of confidentiality.

District

Province

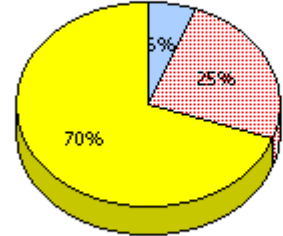
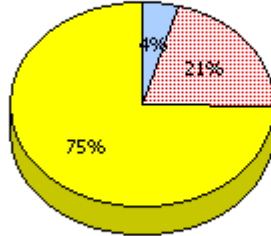
2011

Apr 30, 2011 (3)



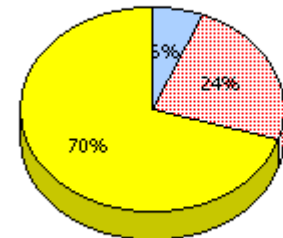
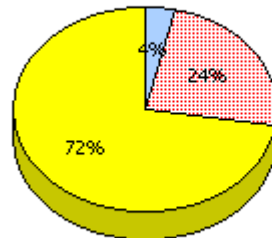
2010

AGR (7)



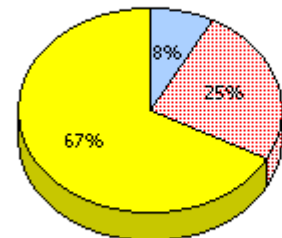
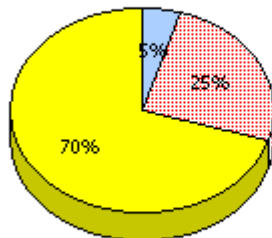
2009

AGR (5)



2008

AGR (4)



Unknown



Not Yet Meeting (1 or 2)



Meeting or Exceeding (3,4,5)

* In some cases, CRT numbers may exceed AGR numbers based on late enrolments. Pie chart is based on the number of students who wrote the CRT.

* French Immersion students not included

* Reading score is composite of Information and Poet.

District 2 - Western

School #: 075 Hampden Academy

Reading

School

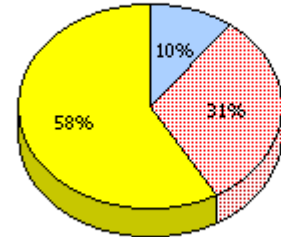
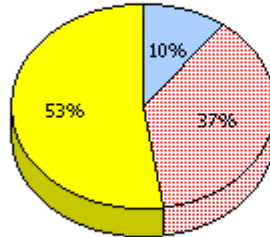
District

Province

School data with 5 or fewer students withheld for reasons of confidentiality.

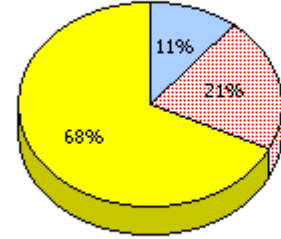
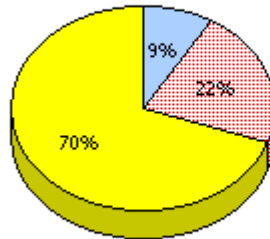
2011

Apr 30, 2011 (3)



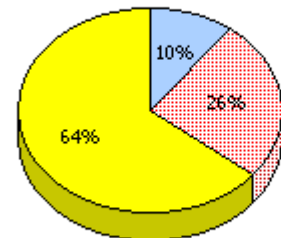
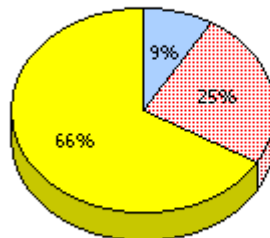
2010

AGR (7)



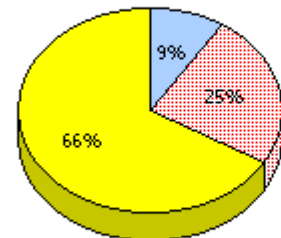
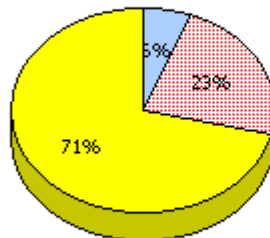
2009

AGR (5)



2008

AGR (4)



Unknown
 Not Yet Meeting (1 or 2)
 Meeting or Exceeding (3,4,5)

* In some cases, CRT numbers may exceed AGR numbers based on late enrolments. Pie chart is based on the number of students who wrote the CRT.

* French Immersion students not included

* Reading score is composite of Information and Poet.

District 2 - Western

School #: 075 Hampden Academy

Demand Writing

Percentage of students at level 3 or above (2008 - 2011)

School data with 5 or fewer students withheld for reasons of confidentiality.

 School  District  Province

Reading

Percentage of students at level 3 or above (2008 - 2011)

School data with 5 or fewer students withheld for reasons of confidentiality.

 School  District  Province

* In some cases, CRT numbers may exceed AGR numbers based on late enrolments. Pie chart is based on the number of students who wrote the CRT.

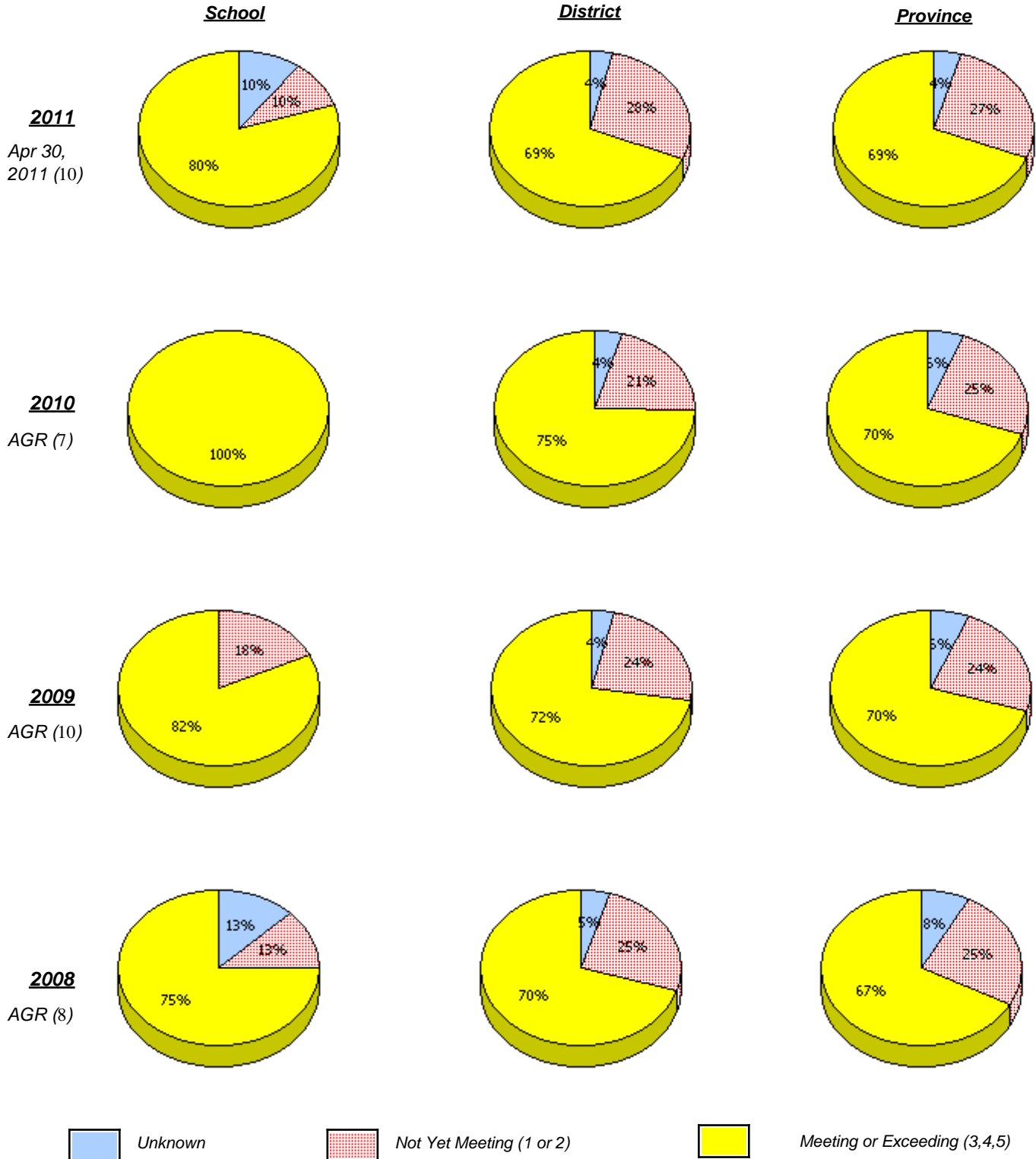
* French Immersion students not included

* Reading score is composite of Information and Poet.

District 2 - Western

School #: 079 St. James All Grade

Demand Writing



* In some cases, CRT numbers may exceed AGR numbers based on late enrolments. Pie chart is based on the number of students who wrote the CRT.

* French Immersion students not included

* Reading score is composite of Information and Poet.

District 2 - Western

School #: 079 St. James All Grade

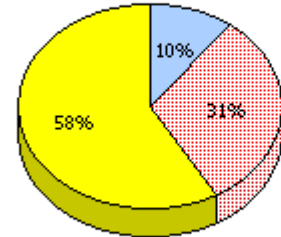
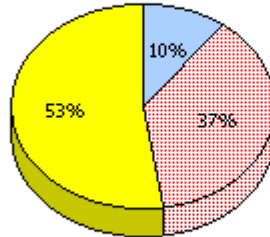
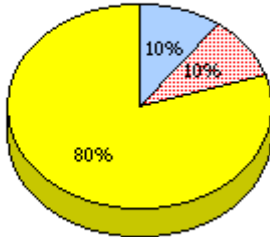
Reading

School

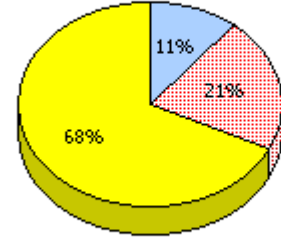
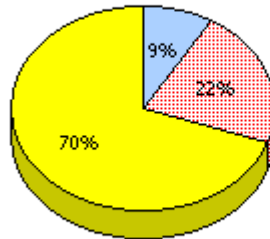
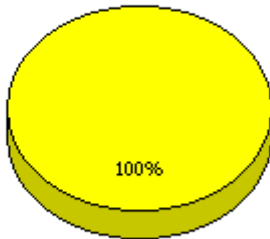
District

Province

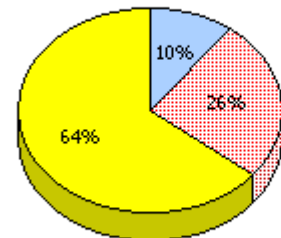
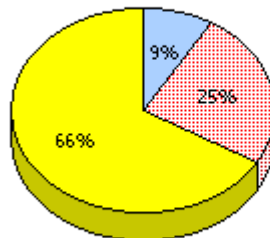
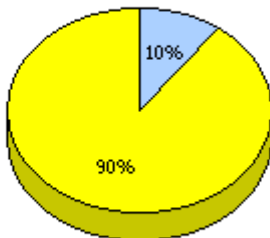
2011
Apr 30,
2011 (10)



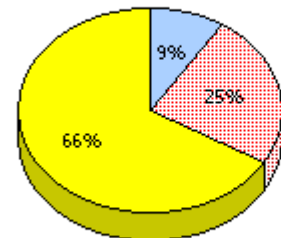
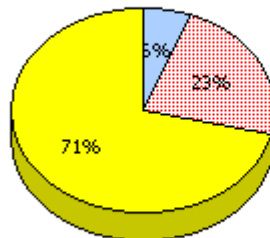
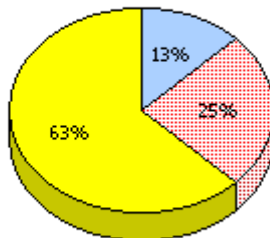
2010
AGR (7)



2009
AGR (10)



2008
AGR (8)



Unknown
 Not Yet Meeting (1 or 2)
 Meeting or Exceeding (3,4,5)

* In some cases, CRT numbers may exceed AGR numbers based on late enrolments. Pie chart is based on the number of students who wrote the CRT.

* French Immersion students not included

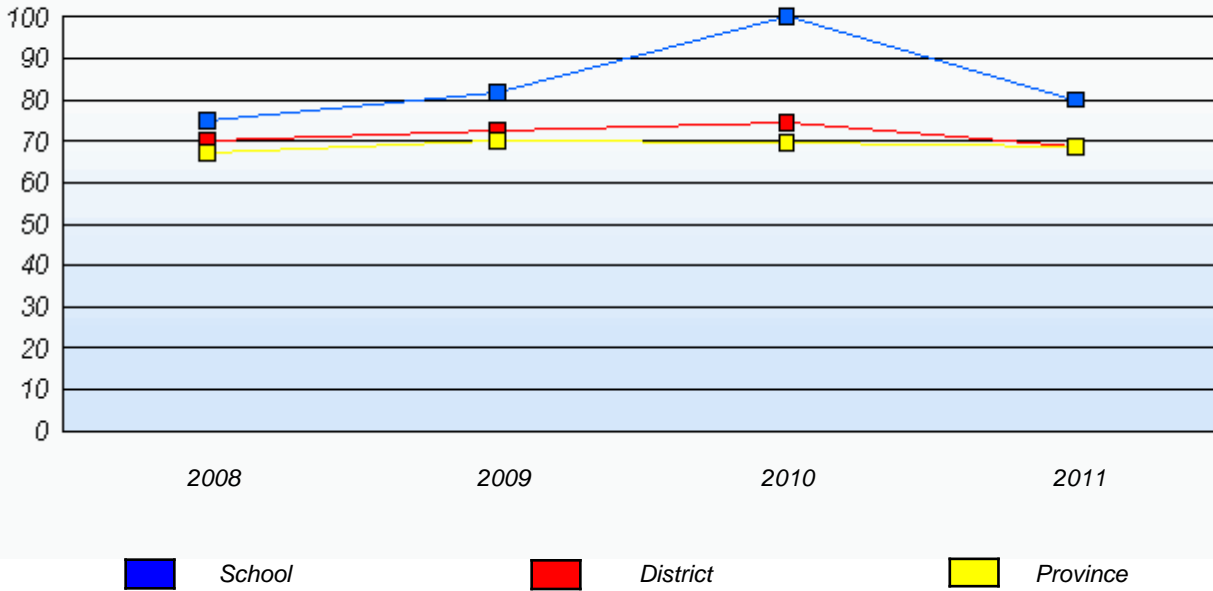
* Reading score is composite of Information and Poet.

District 2 - Western

School #: 079 St. James All Grade

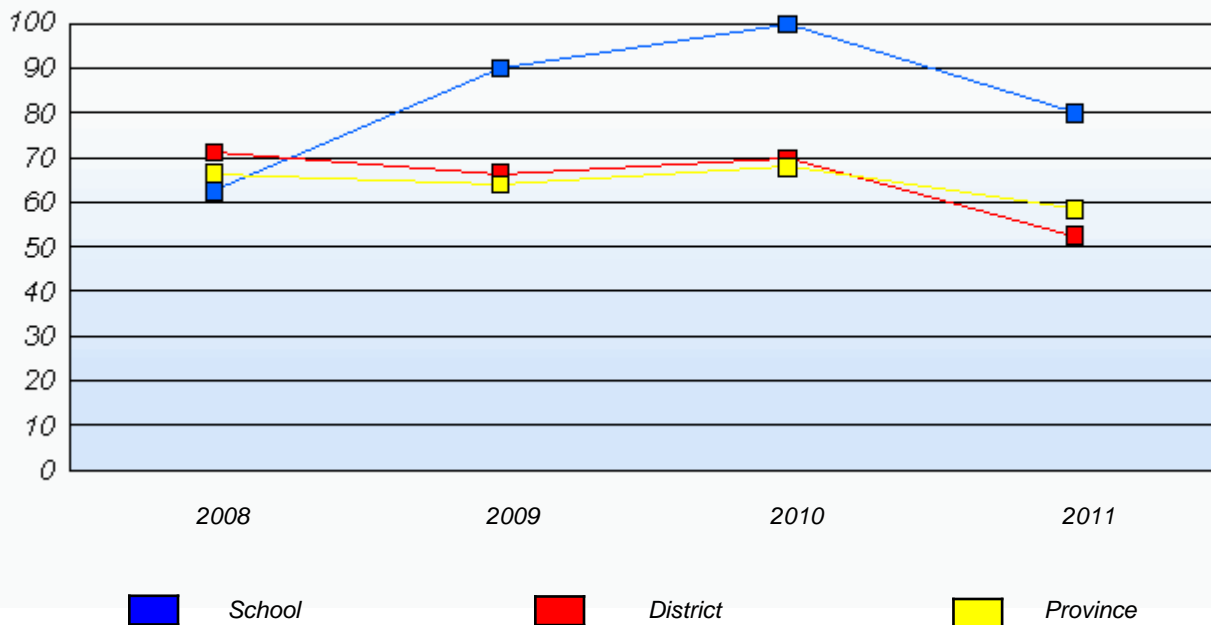
Demand Writing

Percentage of students at level 3 or above (2008 - 2011)



Reading

Percentage of students at level 3 or above (2008 - 2011)



* In some cases, CRT numbers may exceed AGR numbers based on late enrolments. Pie chart is based on the number of students who wrote the CRT.

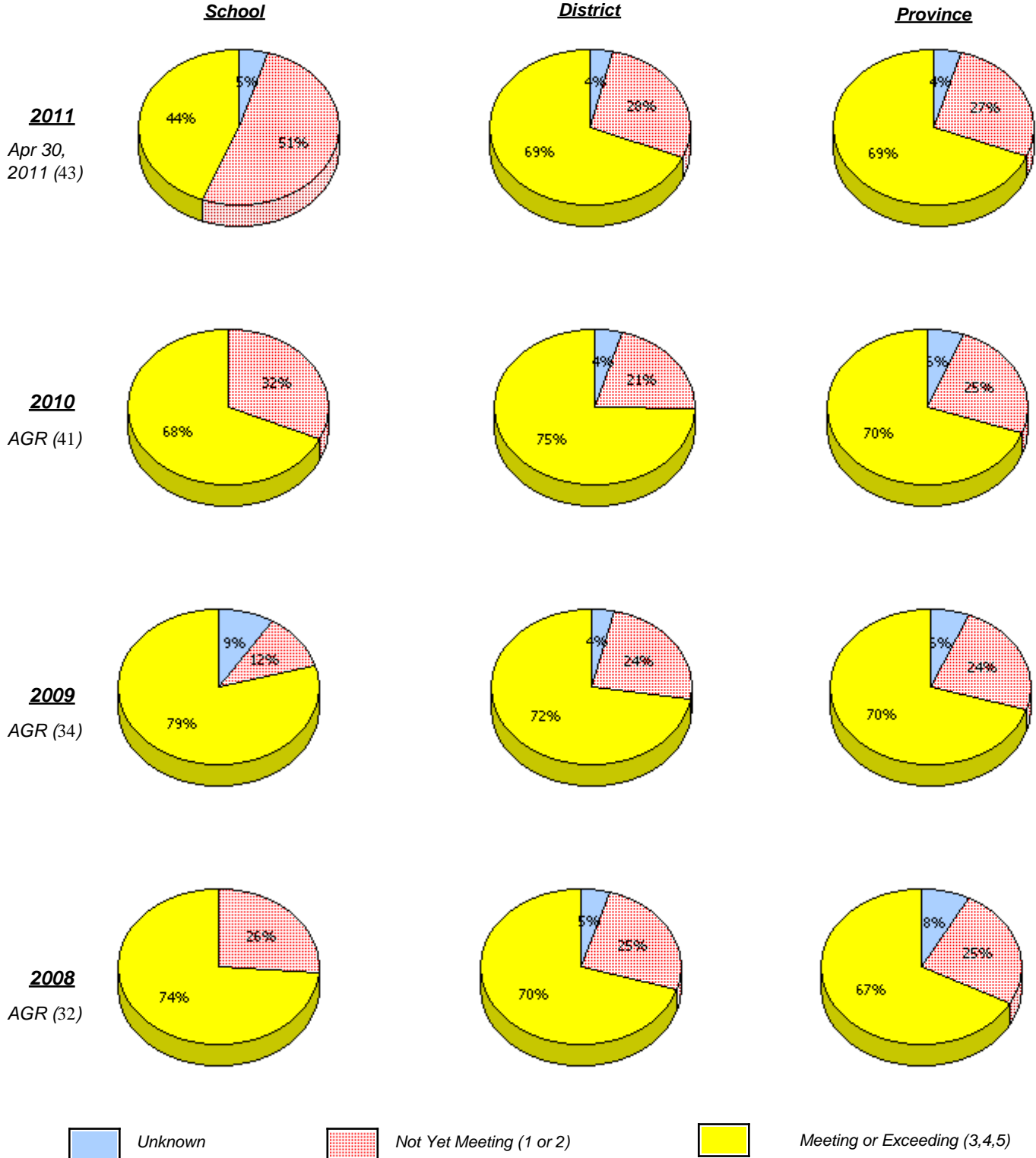
* French Immersion students not included

* Reading score is composite of Information and Poet.

District 2 - Western

School #: 080 Templeton Academy

Demand Writing



* In some cases, CRT numbers may exceed AGR numbers based on late enrolments. Pie chart is based on the number of students who wrote the CRT.

* French Immersion students not included

* Reading score is composite of Information and Poet.

District 2 - Western

School #: 080 Templeton Academy

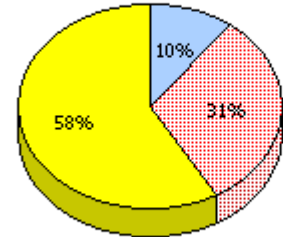
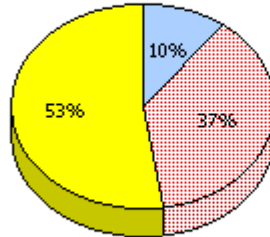
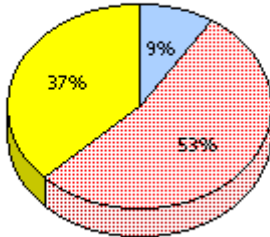
Reading

School

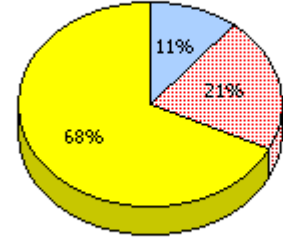
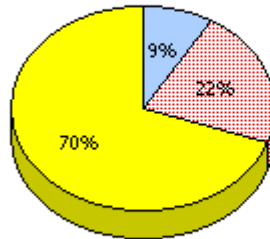
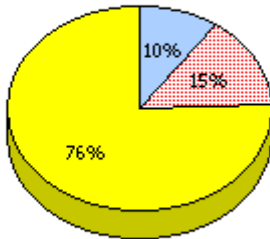
District

Province

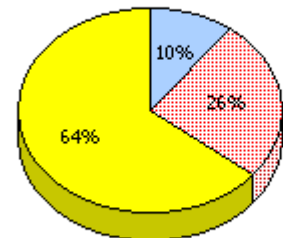
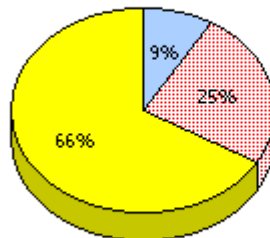
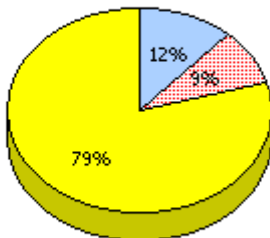
2011
Apr 30,
2011 (43)



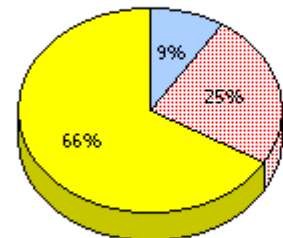
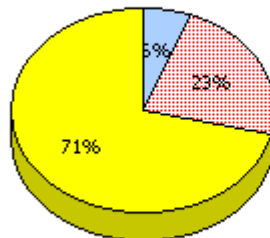
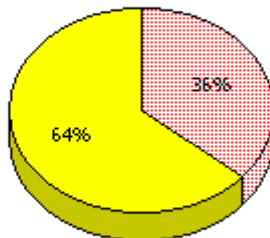
2010
AGR (41)



2009
AGR (34)



2008
AGR (32)



Unknown
 Not Yet Meeting (1 or 2)
 Meeting or Exceeding (3,4,5)

* In some cases, CRT numbers may exceed AGR numbers based on late enrolments. Pie chart is based on the number of students who wrote the CRT.

* French Immersion students not included

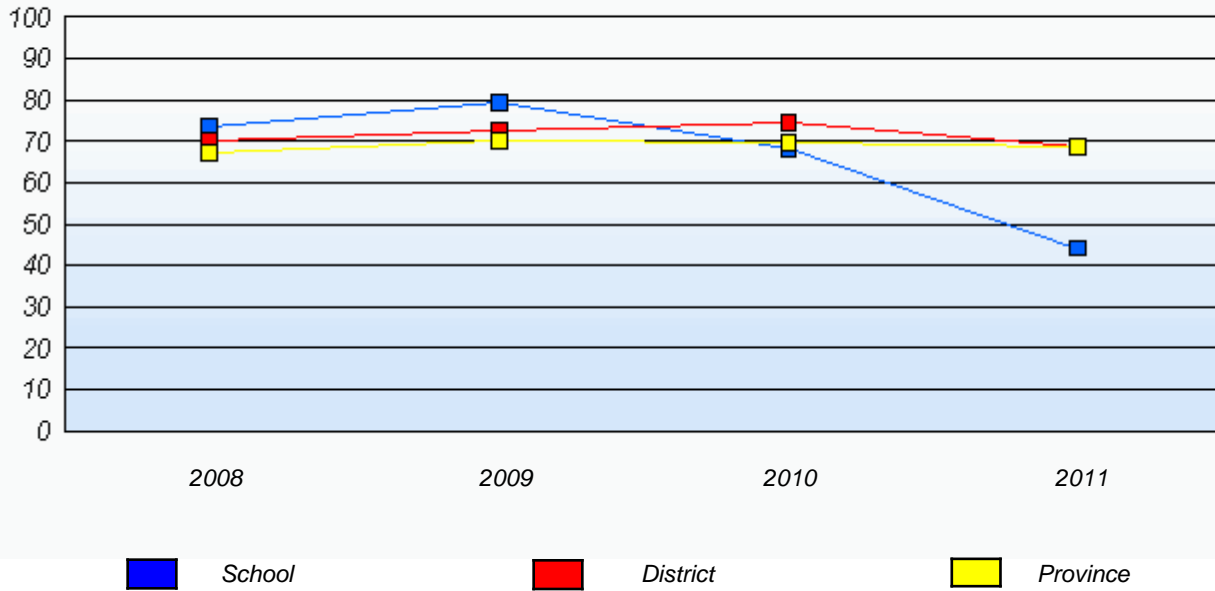
* Reading score is composite of Information and Poet.

District 2 - Western

School #: 080 Templeton Academy

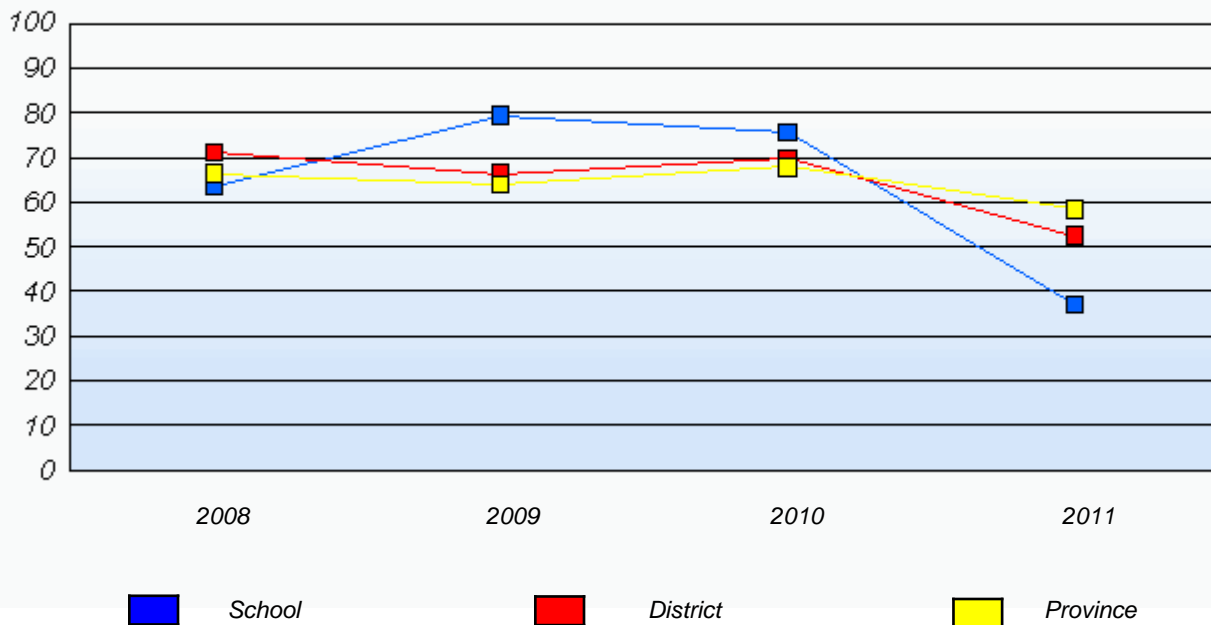
Demand Writing

Percentage of students at level 3 or above (2008 - 2011)



Reading

Percentage of students at level 3 or above (2008 - 2011)



* In some cases, CRT numbers may exceed AGR numbers based on late enrolments. Pie chart is based on the number of students who wrote the CRT.

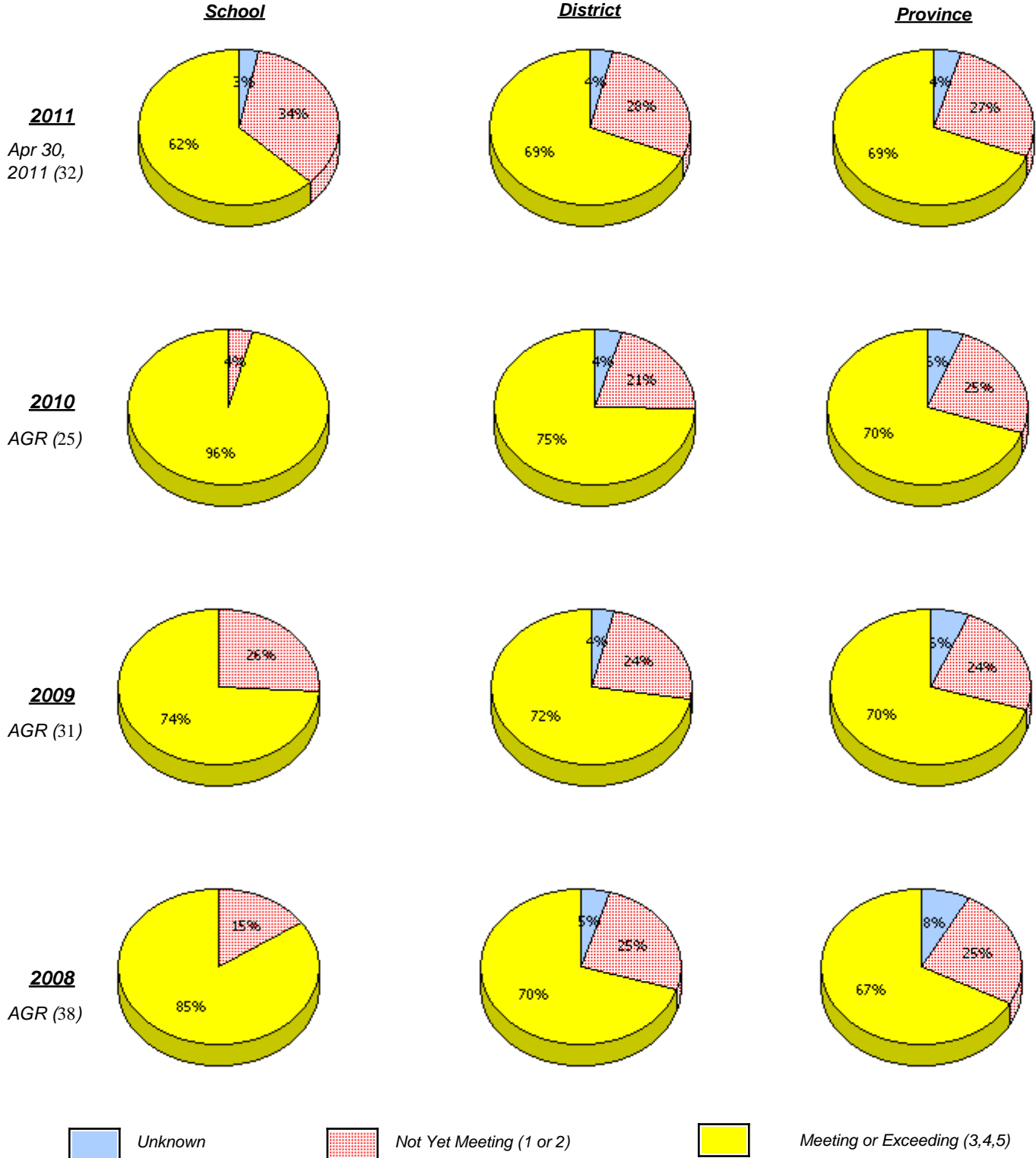
* French Immersion students not included

* Reading score is composite of Information and Poet.

District 2 - Western

School #: 082 Pasadena Elementary School

Demand Writing



* In some cases, CRT numbers may exceed AGR numbers based on late enrolments. Pie chart is based on the number of students who wrote the CRT.

* French Immersion students not included

* Reading score is composite of Information and Poet.

District 2 - Western

School #: 082 Pasadena Elementary School

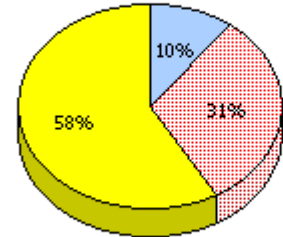
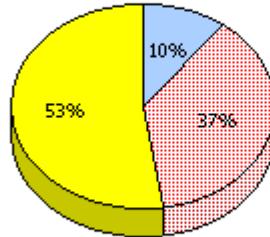
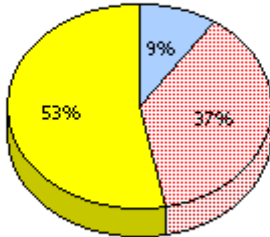
Reading

School

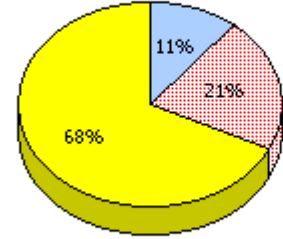
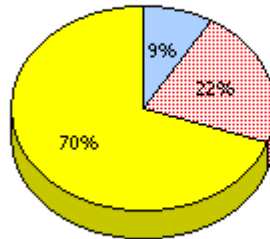
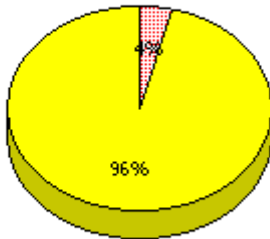
District

Province

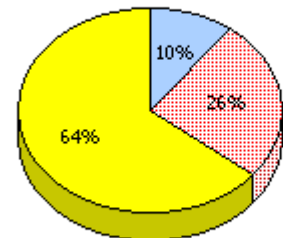
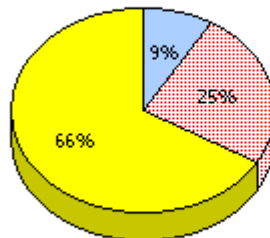
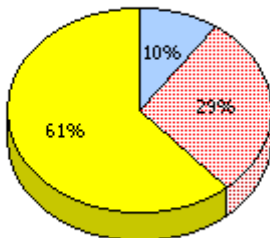
2011
Apr 30,
2011 (32)



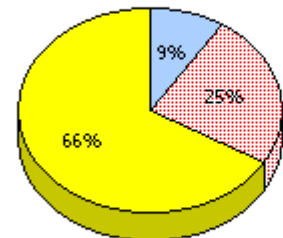
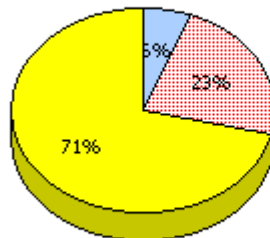
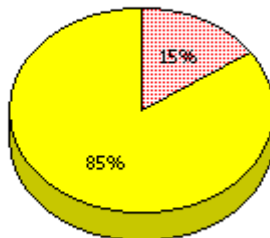
2010
AGR (25)



2009
AGR (31)



2008
AGR (38)



Unknown
 Not Yet Meeting (1 or 2)
 Meeting or Exceeding (3,4,5)

* In some cases, CRT numbers may exceed AGR numbers based on late enrolments. Pie chart is based on the number of students who wrote the CRT.

* French Immersion students not included

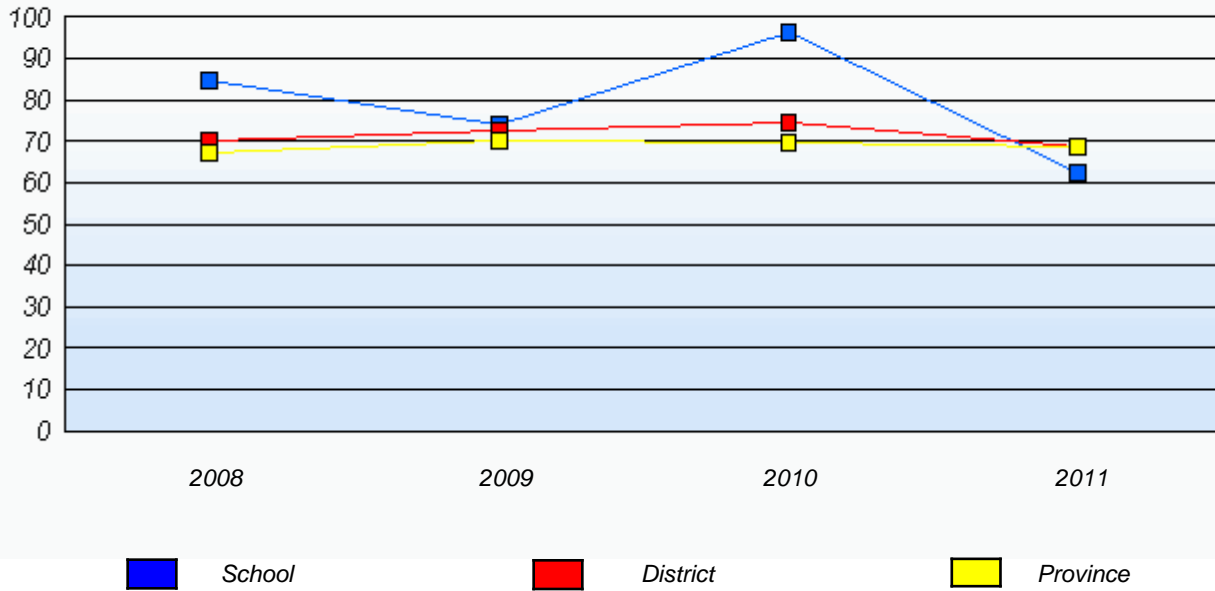
* Reading score is composite of Information and Poet.

District 2 - Western

School #: 082 Pasadena Elementary School

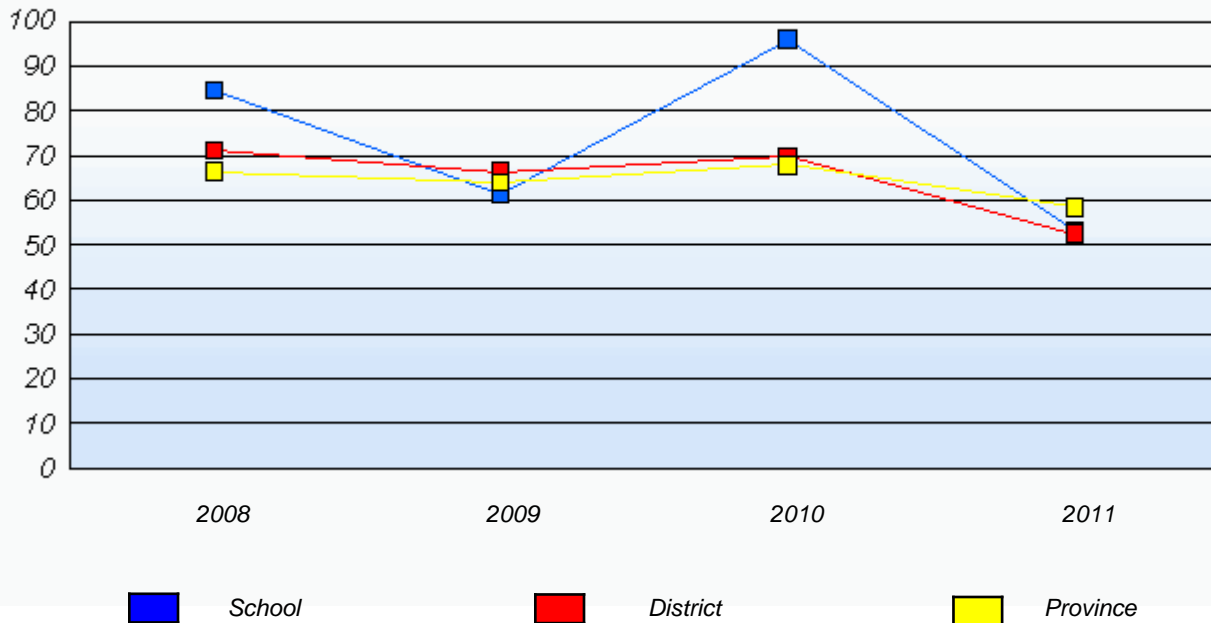
Demand Writing

Percentage of students at level 3 or above (2008 - 2011)



Reading

Percentage of students at level 3 or above (2008 - 2011)



* In some cases, CRT numbers may exceed AGR numbers based on late enrolments. Pie chart is based on the number of students who wrote the CRT.

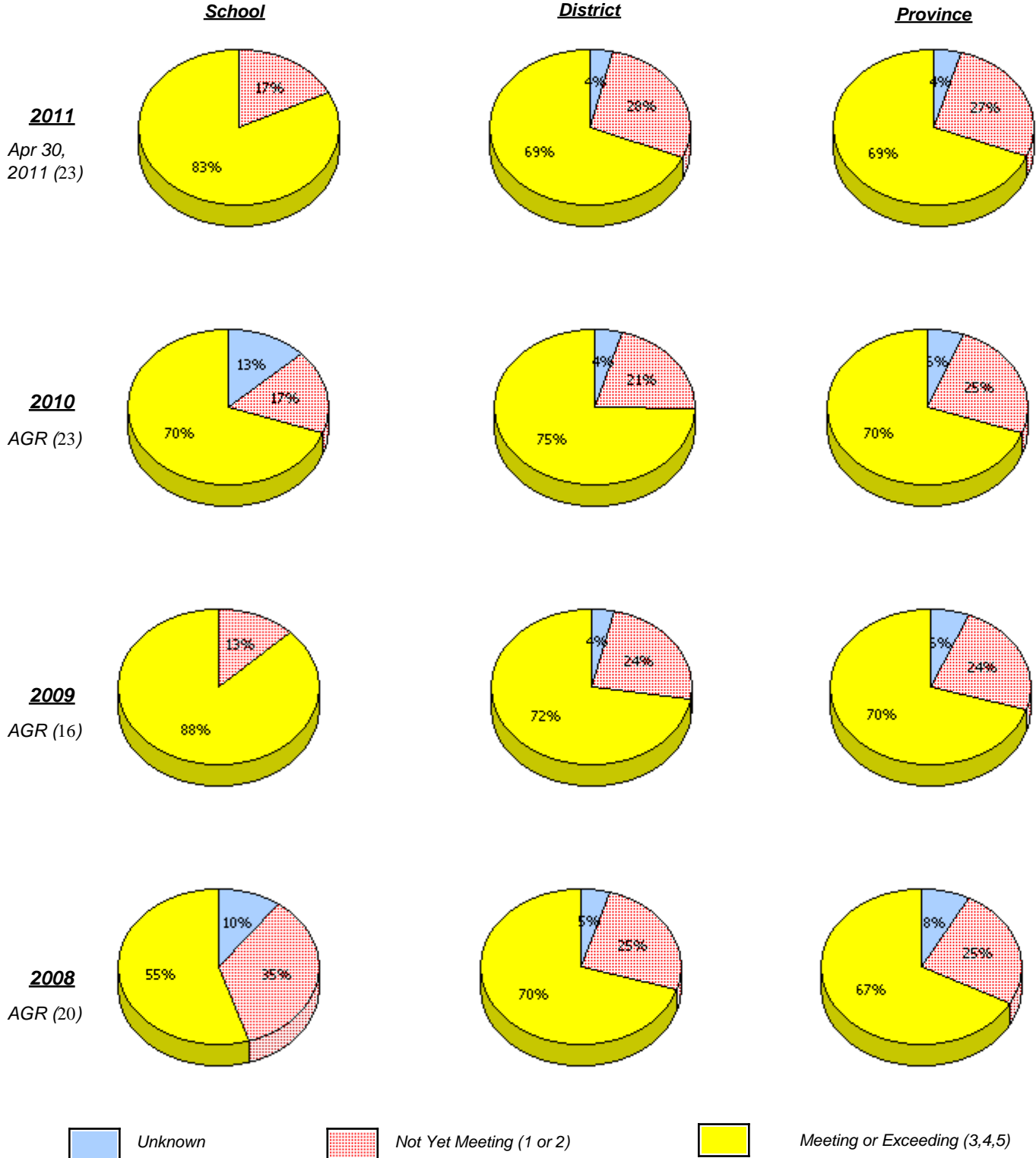
* French Immersion students not included

* Reading score is composite of Information and Poet.

District 2 - Western

School #: 086 Gros Morne Academy

Demand Writing



* In some cases, CRT numbers may exceed AGR numbers based on late enrolments. Pie chart is based on the number of students who wrote the CRT.

* French Immersion students not included

* Reading score is composite of Information and Poet.

District 2 - Western

School #: 086 Gros Morne Academy

Reading

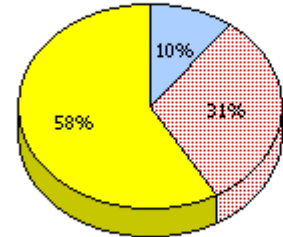
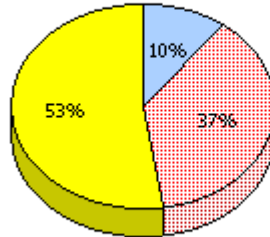
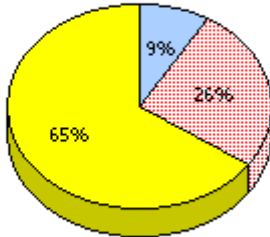
School

District

Province

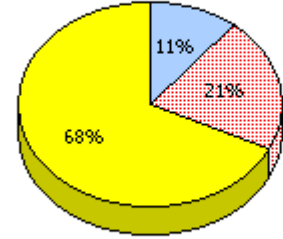
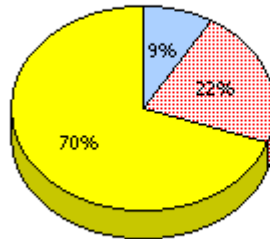
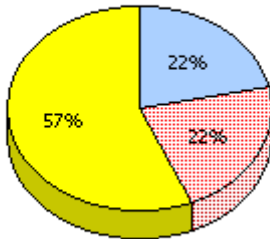
2011

Apr 30,
2011 (23)



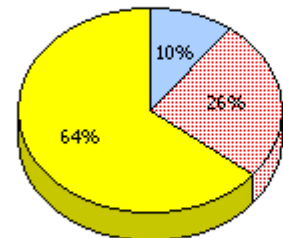
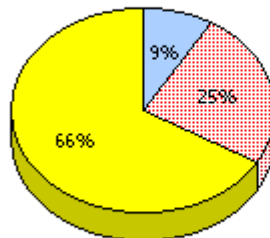
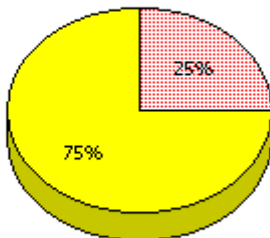
2010

AGR (23)



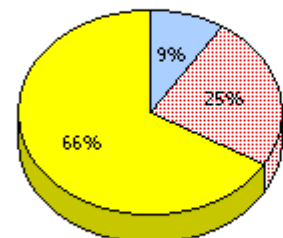
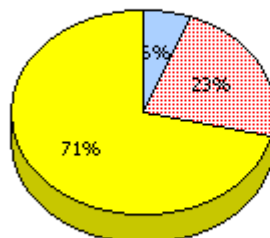
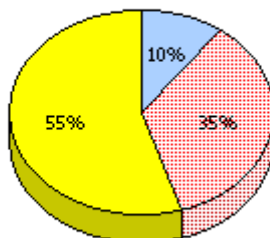
2009

AGR (16)



2008

AGR (20)



Unknown
 Not Yet Meeting (1 or 2)
 Meeting or Exceeding (3,4,5)

* In some cases, CRT numbers may exceed AGR numbers based on late enrolments. Pie chart is based on the number of students who wrote the CRT.

* French Immersion students not included

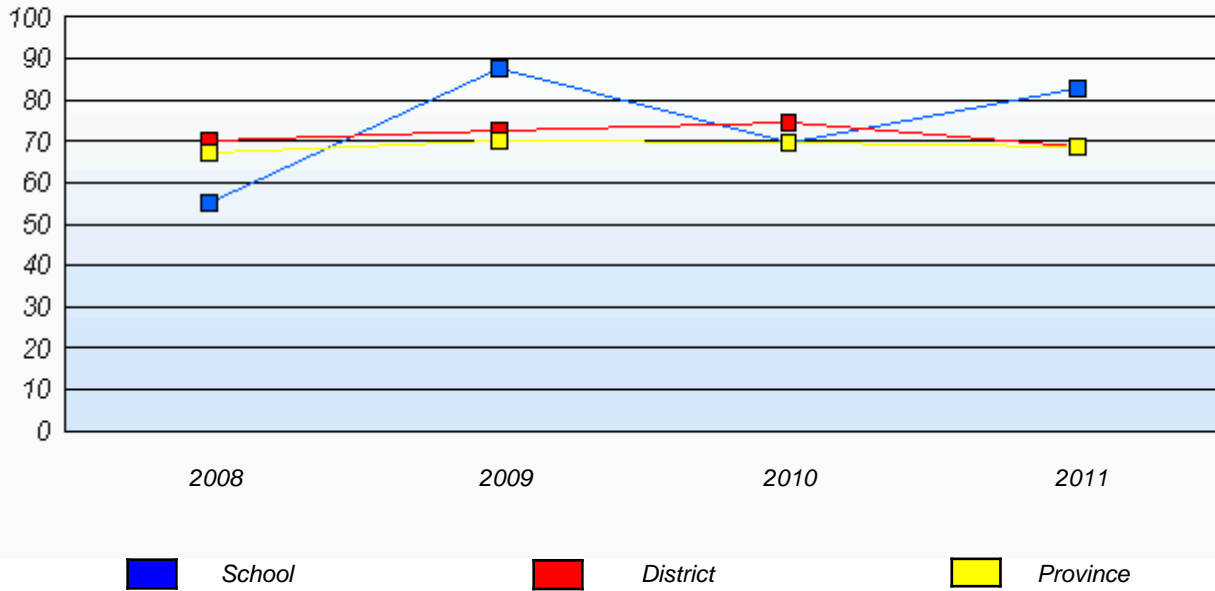
* Reading score is composite of Information and Poet.

District 2 - Western

School #: 086 Gros Morne Academy

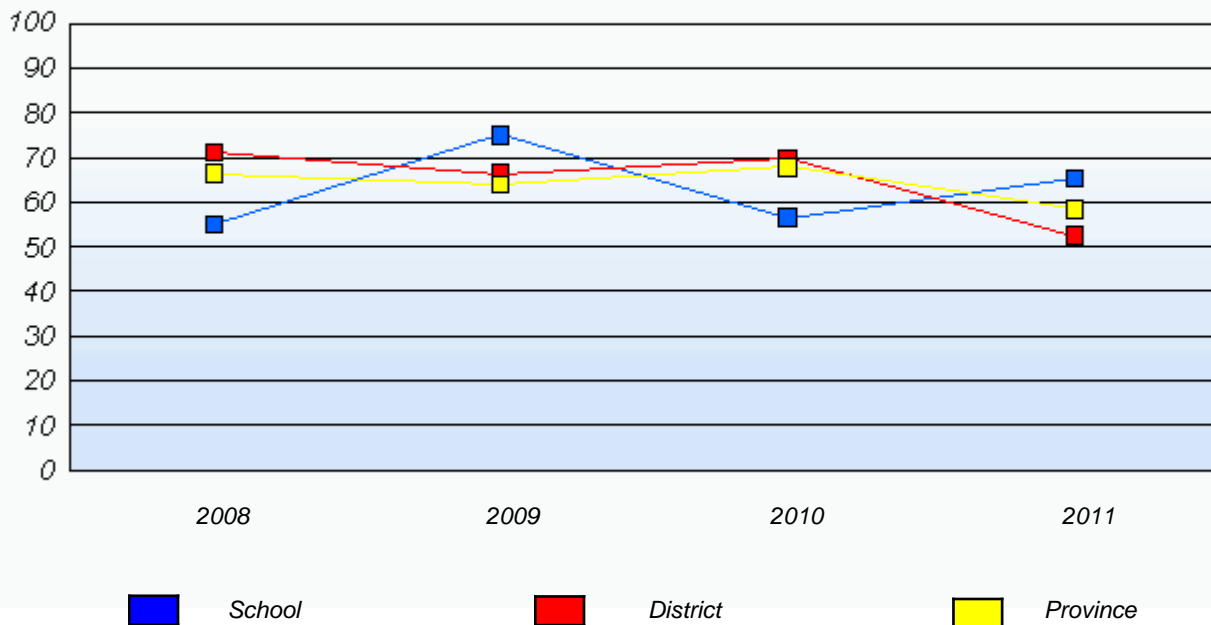
Demand Writing

Percentage of students at level 3 or above (2008 - 2011)



Reading

Percentage of students at level 3 or above (2008 - 2011)



* In some cases, CRT numbers may exceed AGR numbers based on late enrolments. Pie chart is based on the number of students who wrote the CRT.

* French Immersion students not included

* Reading score is composite of Information and Poet.

District 2 - Western

School #: 088 Main River Academy

Demand Writing

School

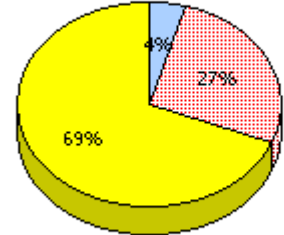
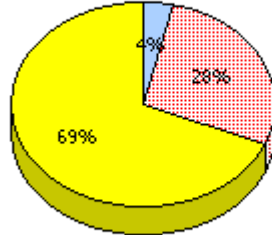
District

Province

School data with 5 or fewer students withheld for reasons of confidentiality.

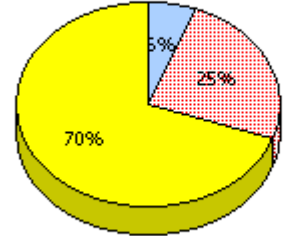
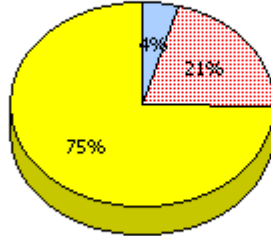
2011

Apr 30, 2011 (2)



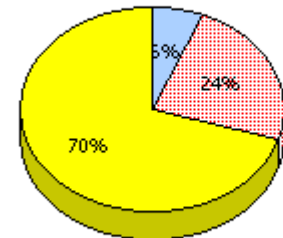
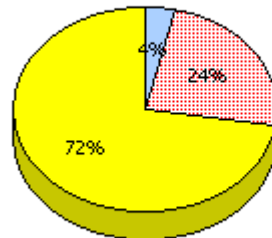
2010

AGR (4)



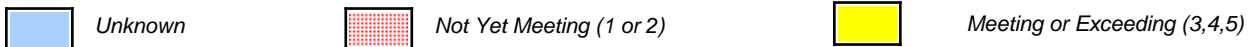
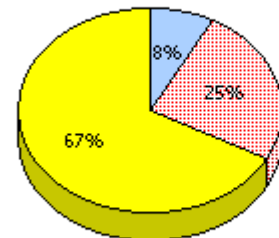
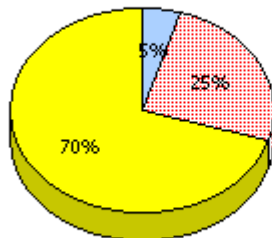
2009

AGR (5)



2008

AGR (6)



* In some cases, CRT numbers may exceed AGR numbers based on late enrolments. Pie chart is based on the number of students who wrote the CRT.

* French Immersion students not included

* Reading score is composite of Information and Poet.

District 2 - Western

School #: 088 Main River Academy

Reading

School

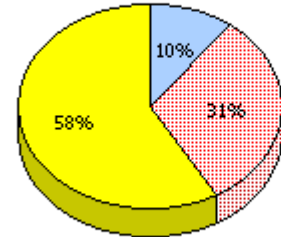
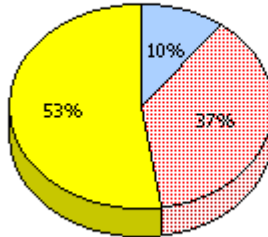
District

Province

School data with 5 or fewer students withheld for reasons of confidentiality.

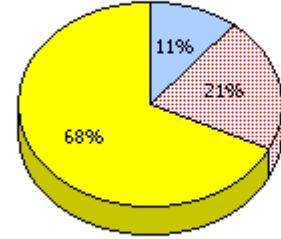
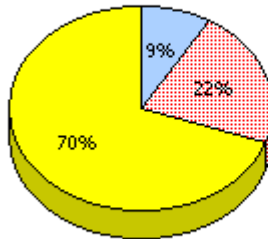
2011

Apr 30, 2011 (2)



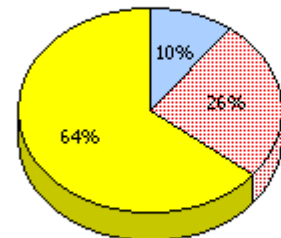
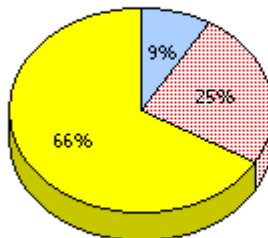
2010

AGR (4)



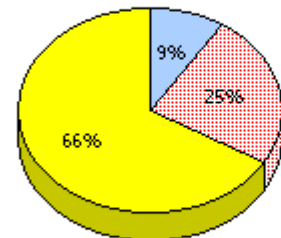
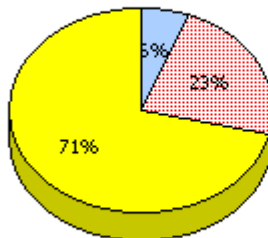
2009

AGR (5)



2008

AGR (6)



Unknown
 Not Yet Meeting (1 or 2)
 Meeting or Exceeding (3,4,5)

* In some cases, CRT numbers may exceed AGR numbers based on late enrolments. Pie chart is based on the number of students who wrote the CRT.

* French Immersion students not included

* Reading score is composite of Information and Poet.

District 2 - Western

School #: 088 Main River Academy

Demand Writing

Percentage of students at level 3 or above (2008 - 2011)

School data with 5 or fewer students withheld for reasons of confidentiality.

 School  District  Province

Reading

Percentage of students at level 3 or above (2008 - 2011)

School data with 5 or fewer students withheld for reasons of confidentiality.

 School  District  Province

* In some cases, CRT numbers may exceed AGR numbers based on late enrolments. Pie chart is based on the number of students who wrote the CRT.

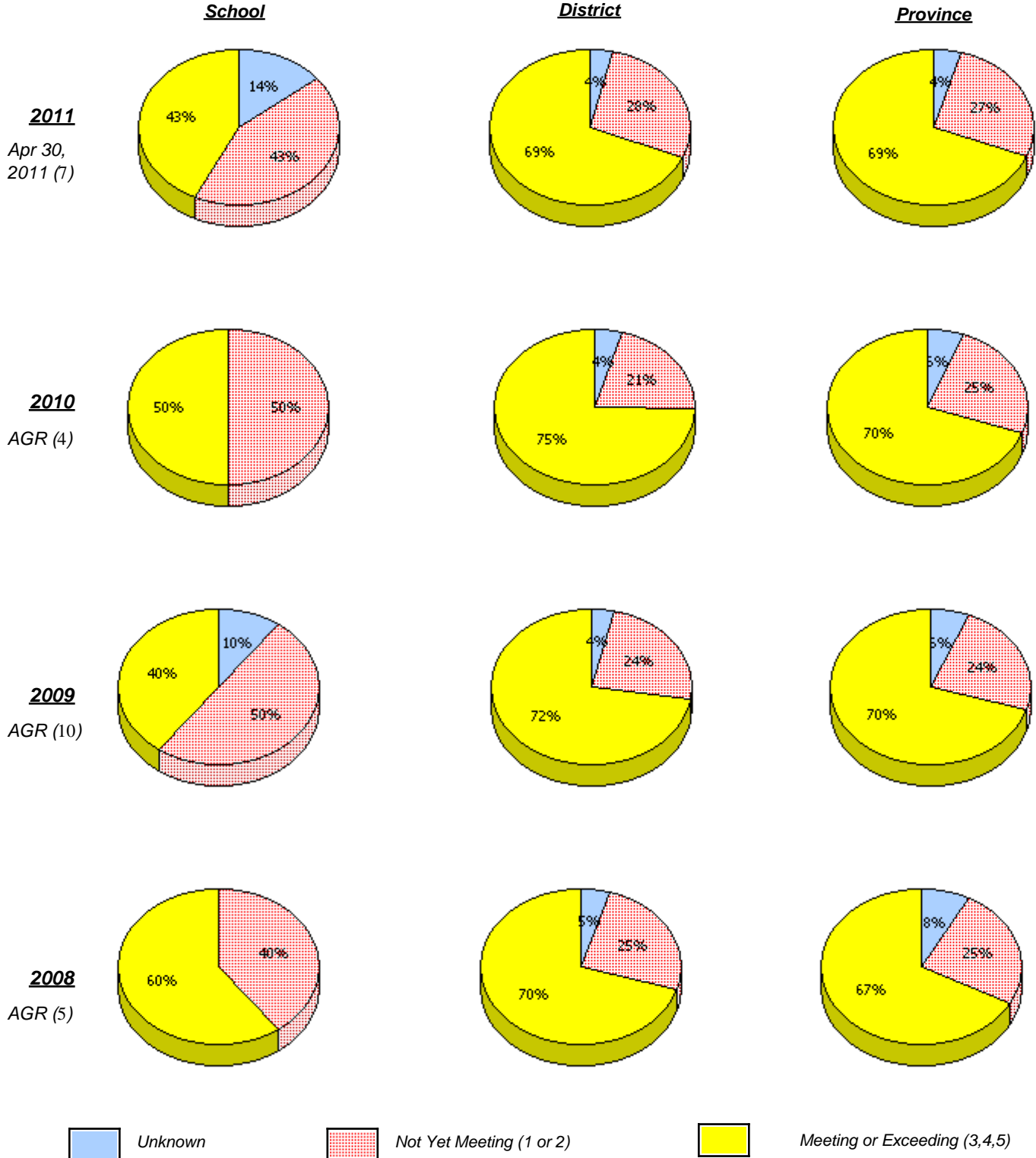
* French Immersion students not included

* Reading score is composite of Information and Poet.

District 2 - Western

School #: 089 Jakeman All Grade

Demand Writing



* In some cases, CRT numbers may exceed AGR numbers based on late enrolments. Pie chart is based on the number of students who wrote the CRT.

* French Immersion students not included

* Reading score is composite of Information and Poet.

District 2 - Western

School #: 089 Jakeman All Grade

Reading

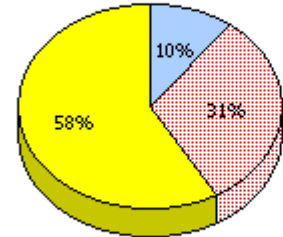
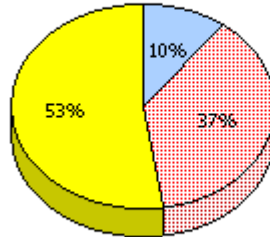
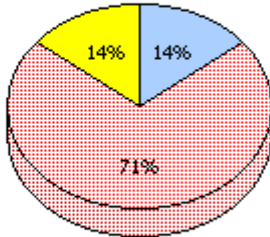
School

District

Province

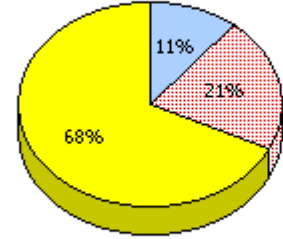
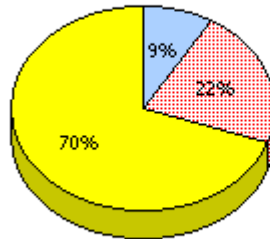
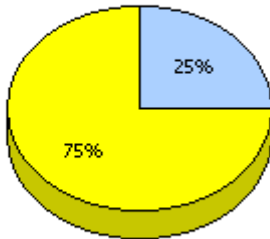
2011

Apr 30,
2011 (7)



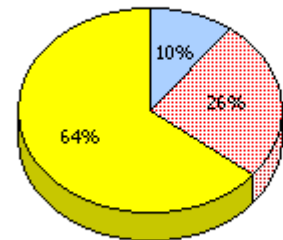
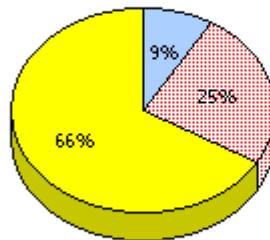
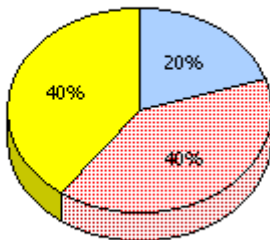
2010

AGR (4)



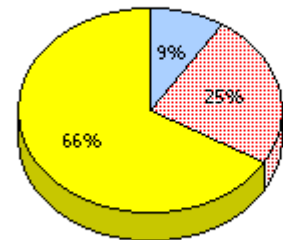
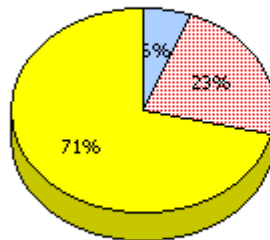
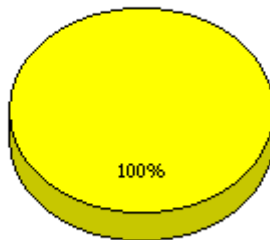
2009

AGR (10)



2008

AGR (5)



Unknown
 Not Yet Meeting (1 or 2)
 Meeting or Exceeding (3,4,5)

* In some cases, CRT numbers may exceed AGR numbers based on late enrolments. Pie chart is based on the number of students who wrote the CRT.

* French Immersion students not included

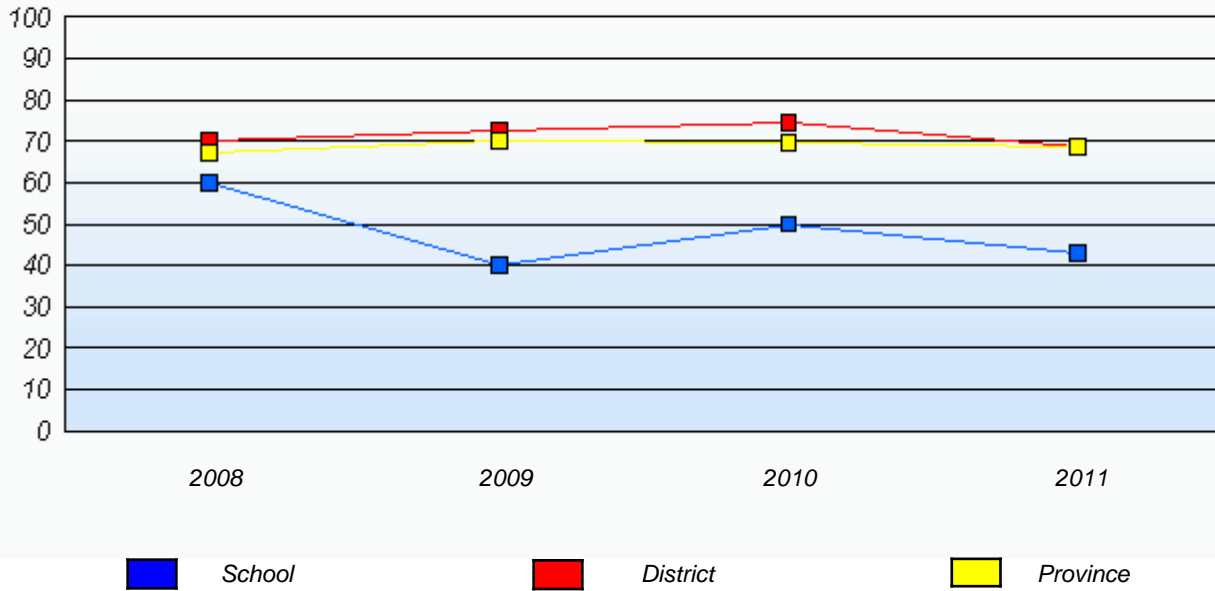
* Reading score is composite of Information and Poet.

District 2 - Western

School #: 089 Jakeman All Grade

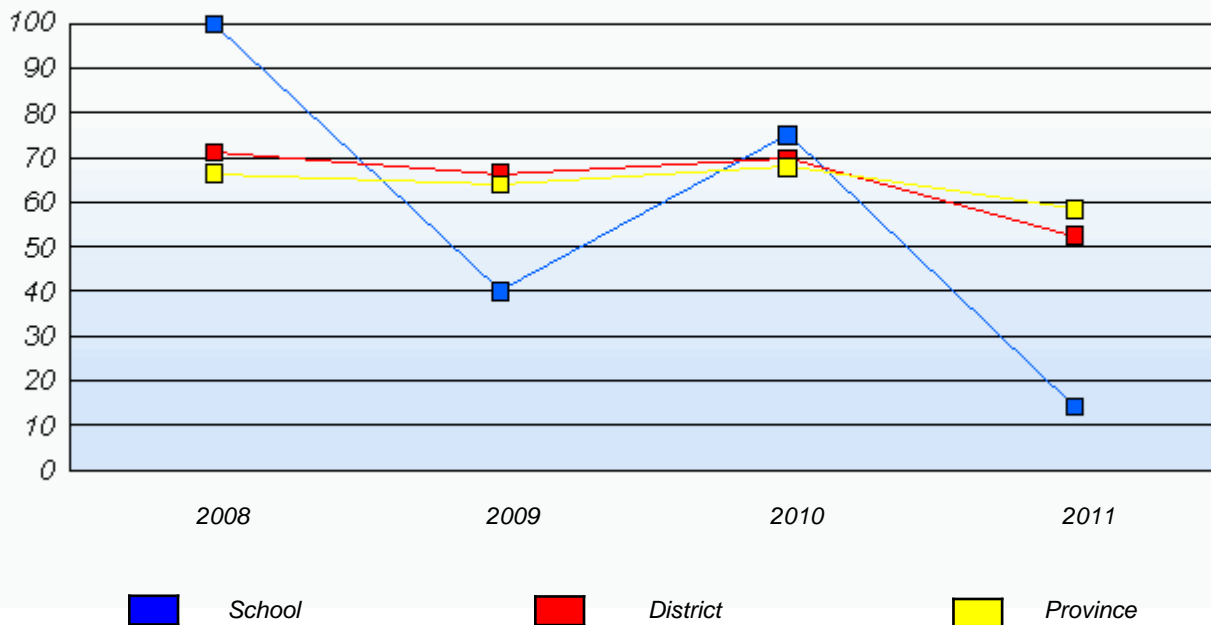
Demand Writing

Percentage of students at level 3 or above (2008 - 2011)



Reading

Percentage of students at level 3 or above (2008 - 2011)



* In some cases, CRT numbers may exceed AGR numbers based on late enrolments. Pie chart is based on the number of students who wrote the CRT.

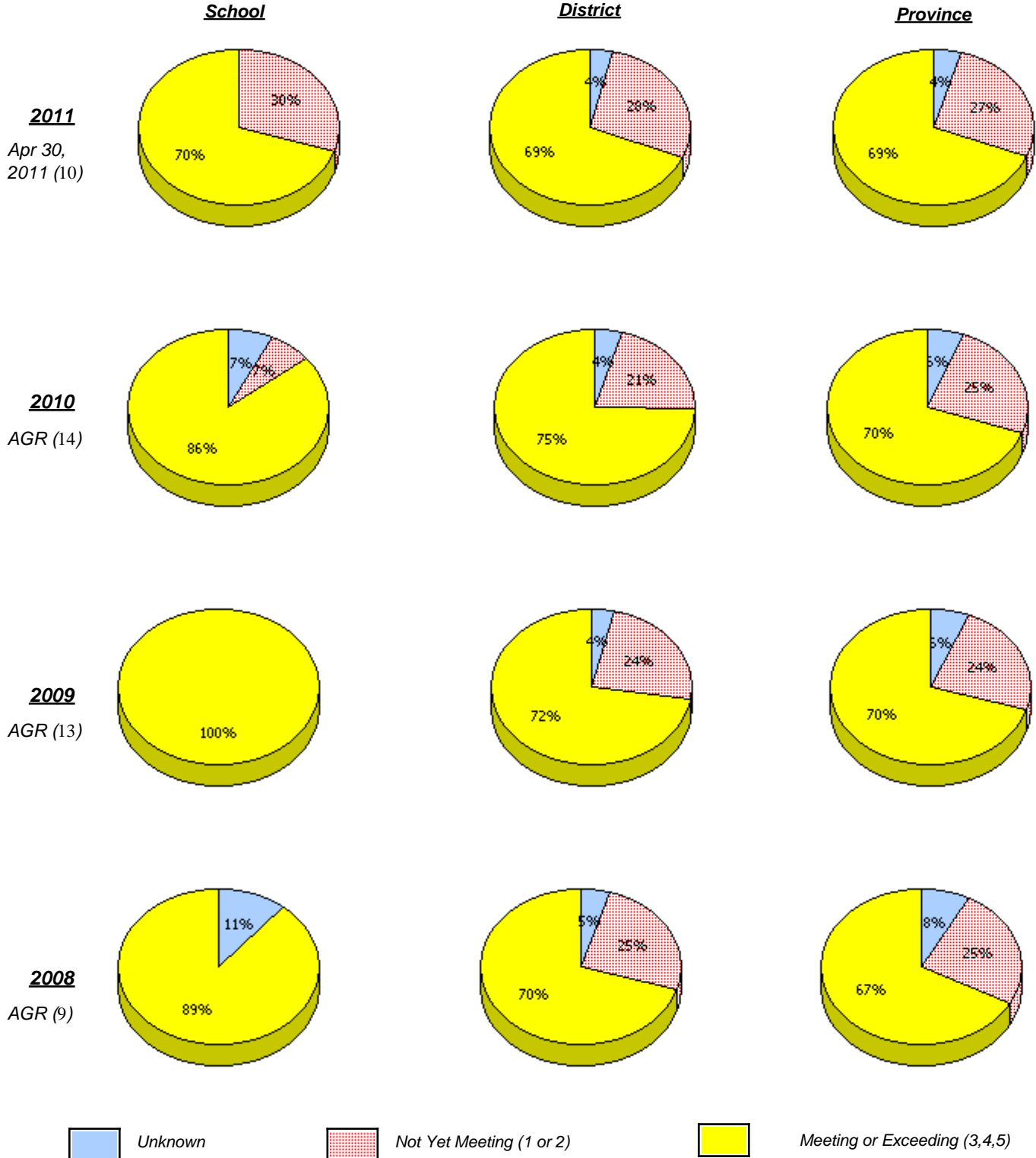
* French Immersion students not included

* Reading score is composite of Information and Poet.

District 2 - Western

School #: 091 Burgeo Academy

Demand Writing



* In some cases, CRT numbers may exceed AGR numbers based on late enrolments. Pie chart is based on the number of students who wrote the CRT.

* French Immersion students not included

* Reading score is composite of Information and Poet.

District 2 - Western

School #: 091 Burgeo Academy

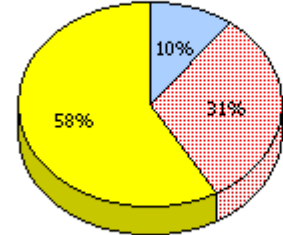
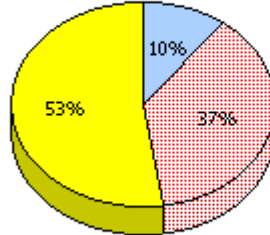
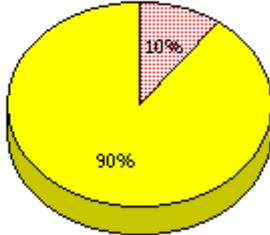
Reading

School

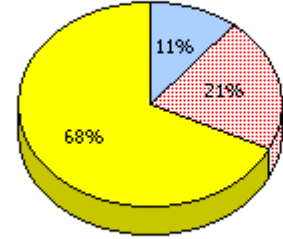
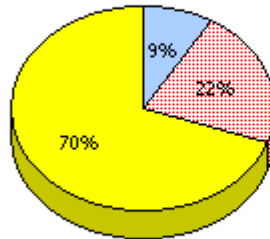
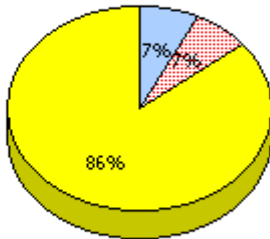
District

Province

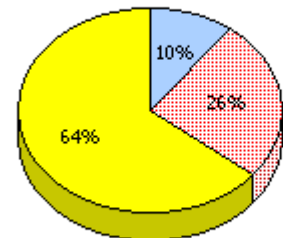
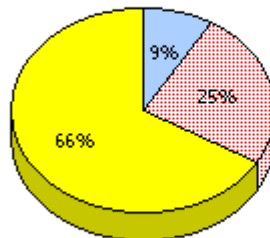
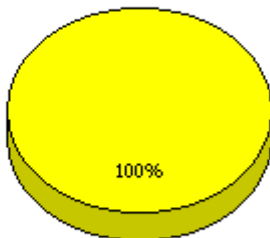
2011
Apr 30,
2011 (10)



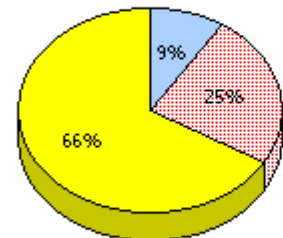
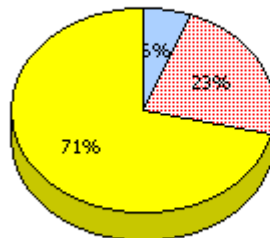
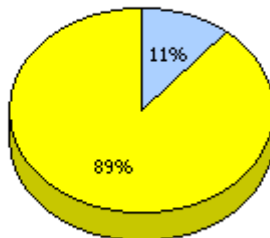
2010
AGR (14)



2009
AGR (13)



2008
AGR (9)



Unknown
 Not Yet Meeting (1 or 2)
 Meeting or Exceeding (3,4,5)

* In some cases, CRT numbers may exceed AGR numbers based on late enrolments. Pie chart is based on the number of students who wrote the CRT.

* French Immersion students not included

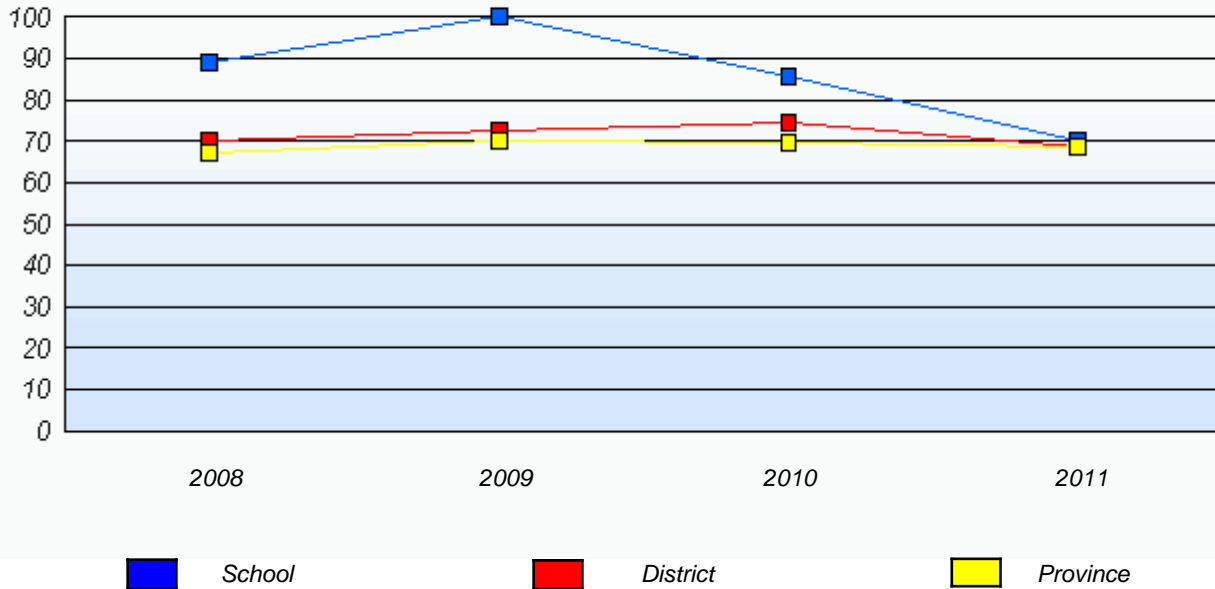
* Reading score is composite of Information and Poet.

District 2 - Western

School #: 091 Burgeo Academy

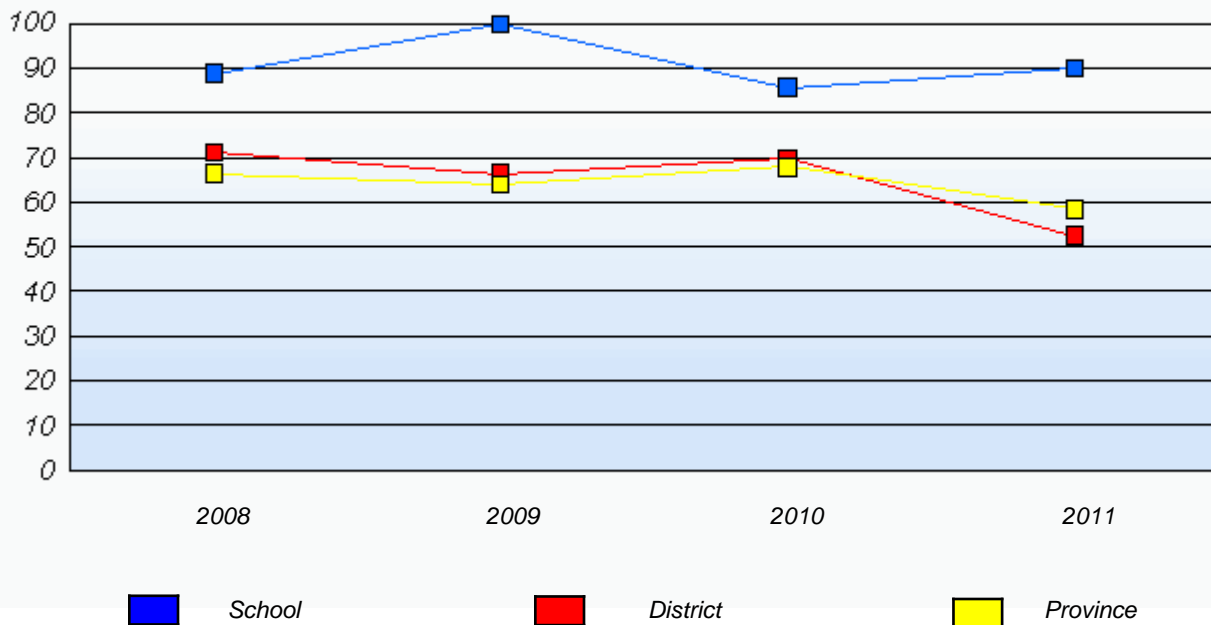
Demand Writing

Percentage of students at level 3 or above (2008 - 2011)



Reading

Percentage of students at level 3 or above (2008 - 2011)



* In some cases, CRT numbers may exceed AGR numbers based on late enrolments. Pie chart is based on the number of students who wrote the CRT.

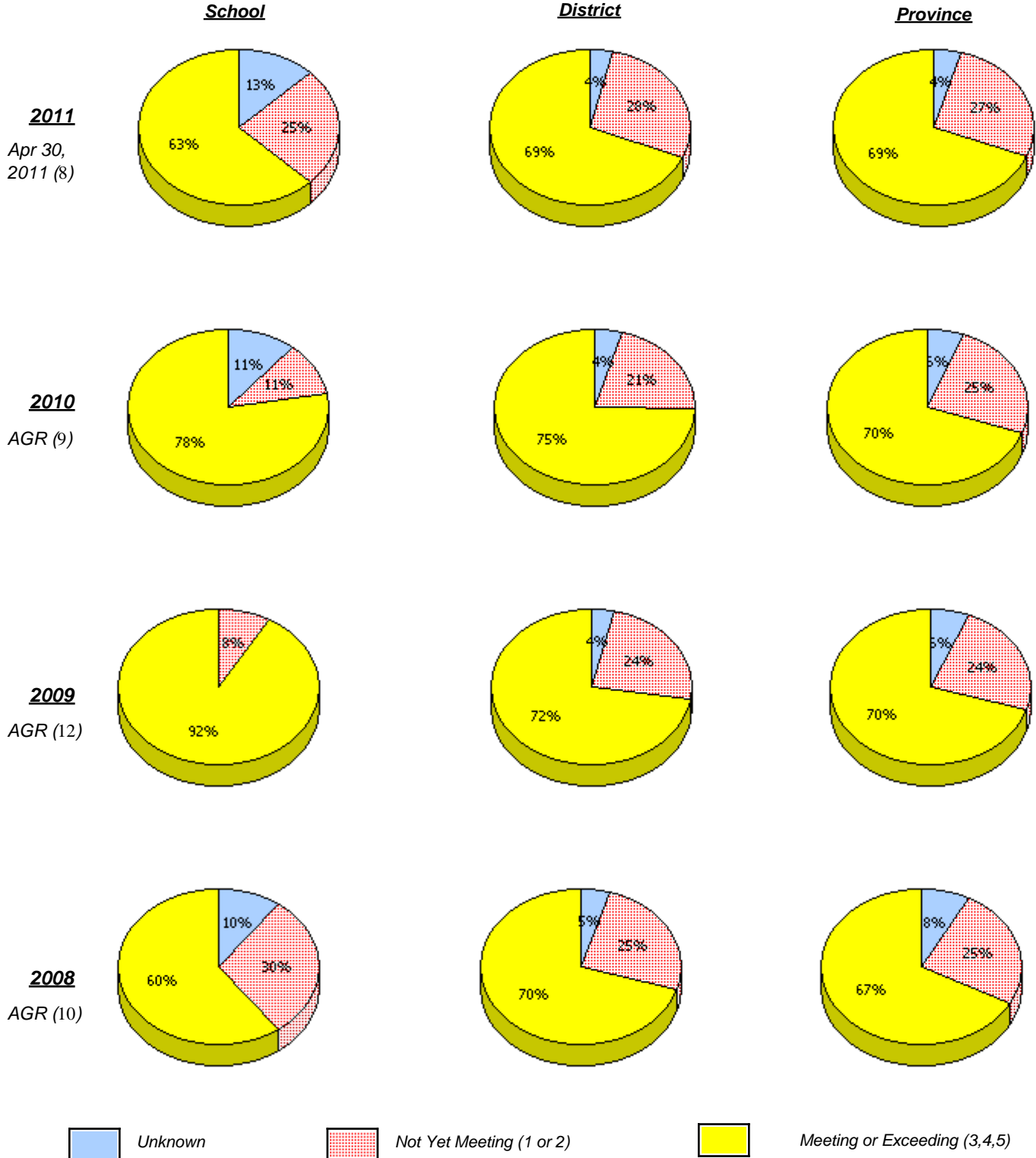
* French Immersion students not included

* Reading score is composite of Information and Poet.

District 2 - Western

School #: 092 Grandy's River Collegiate

Demand Writing



* In some cases, CRT numbers may exceed AGR numbers based on late enrolments. Pie chart is based on the number of students who wrote the CRT.

* French Immersion students not included

* Reading score is composite of Information and Poet.

District 2 - Western

School #: 092 Grandy's River Collegiate

Reading

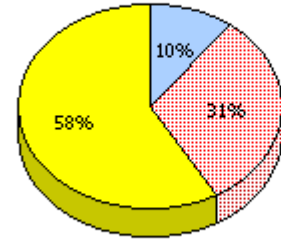
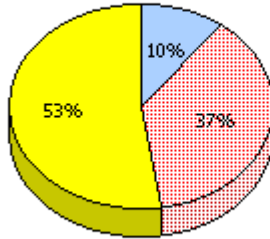
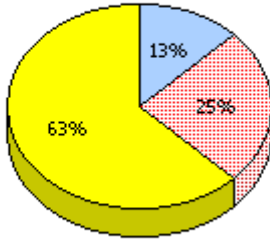
School

District

Province

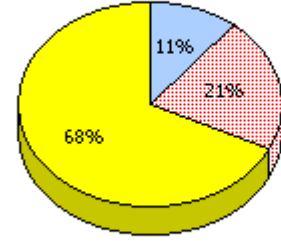
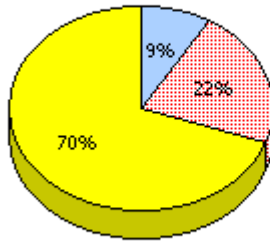
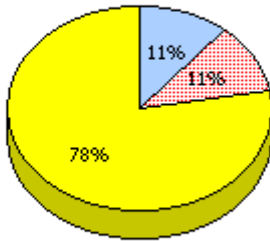
2011

Apr 30, 2011 (8)



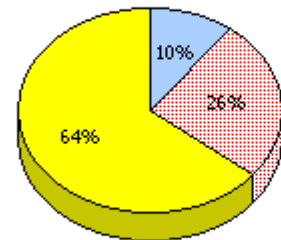
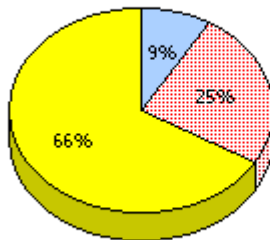
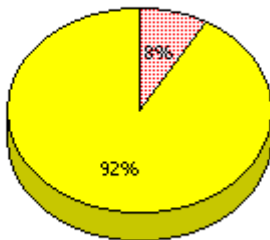
2010

AGR (9)



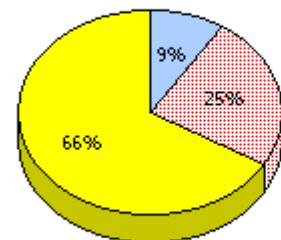
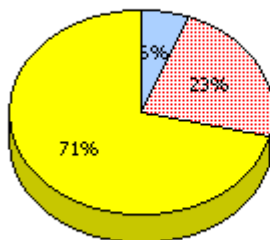
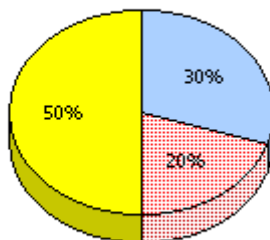
2009

AGR (12)



2008

AGR (10)



Unknown
 Not Yet Meeting (1 or 2)
 Meeting or Exceeding (3,4,5)

* In some cases, CRT numbers may exceed AGR numbers based on late enrolments. Pie chart is based on the number of students who wrote the CRT.

* French Immersion students not included

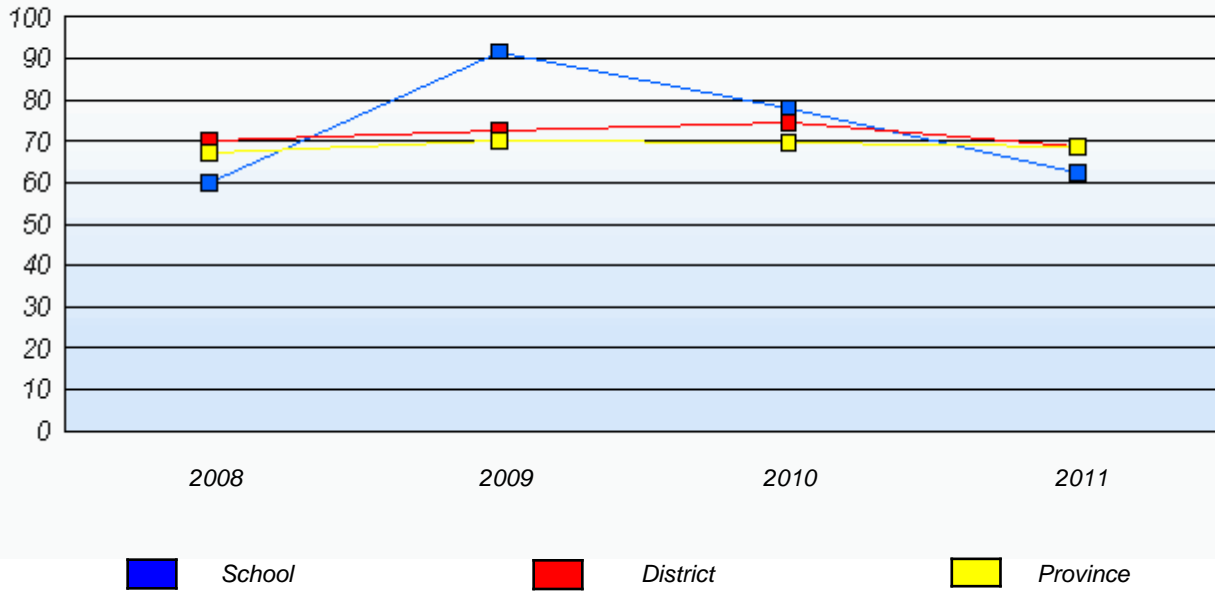
* Reading score is composite of Information and Poet.

District 2 - Western

School #: 092 Grandy's River Collegiate

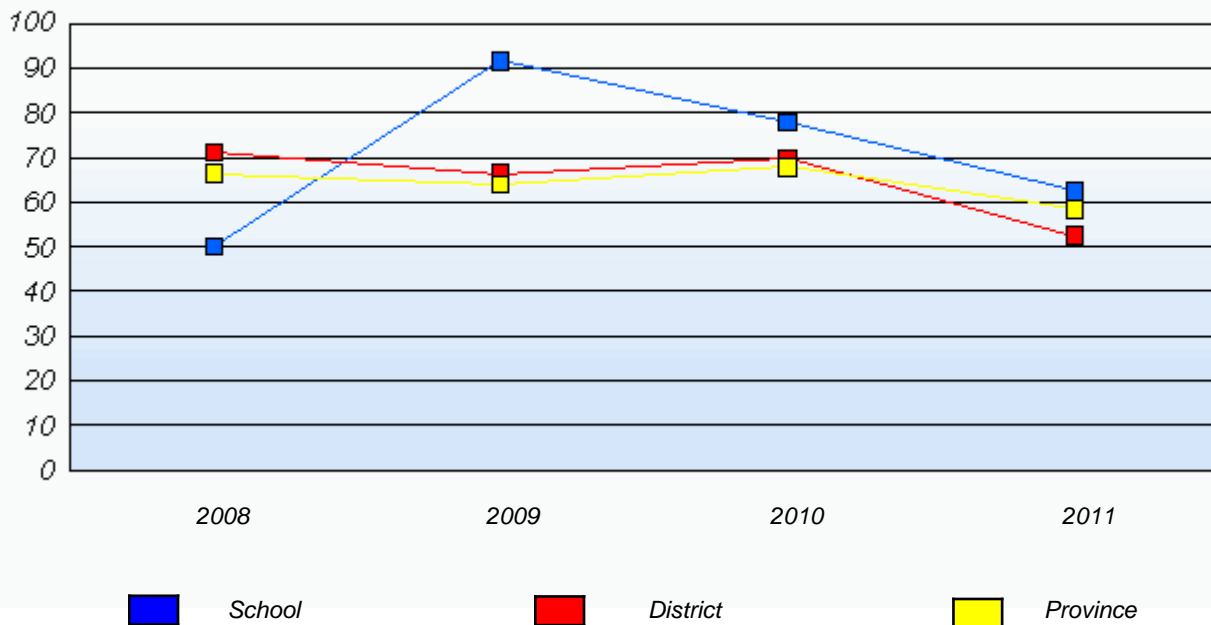
Demand Writing

Percentage of students at level 3 or above (2008 - 2011)



Reading

Percentage of students at level 3 or above (2008 - 2011)



* In some cases, CRT numbers may exceed AGR numbers based on late enrolments. Pie chart is based on the number of students who wrote the CRT.

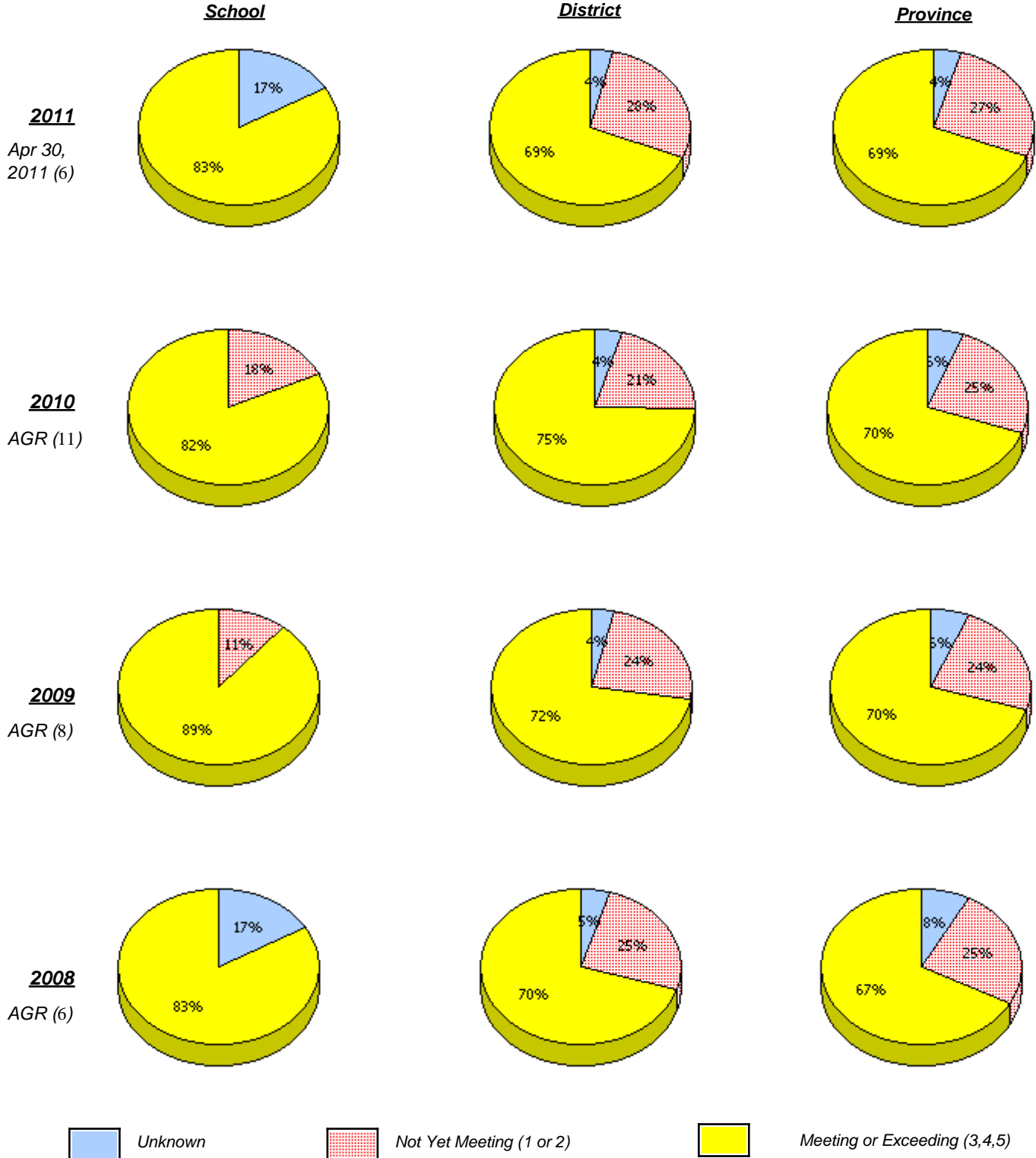
* French Immersion students not included

* Reading score is composite of Information and Poet.

District 2 - Western

School #: 096 Our Lady of the Cape School

Demand Writing



* In some cases, CRT numbers may exceed AGR numbers based on late enrolments. Pie chart is based on the number of students who wrote the CRT.

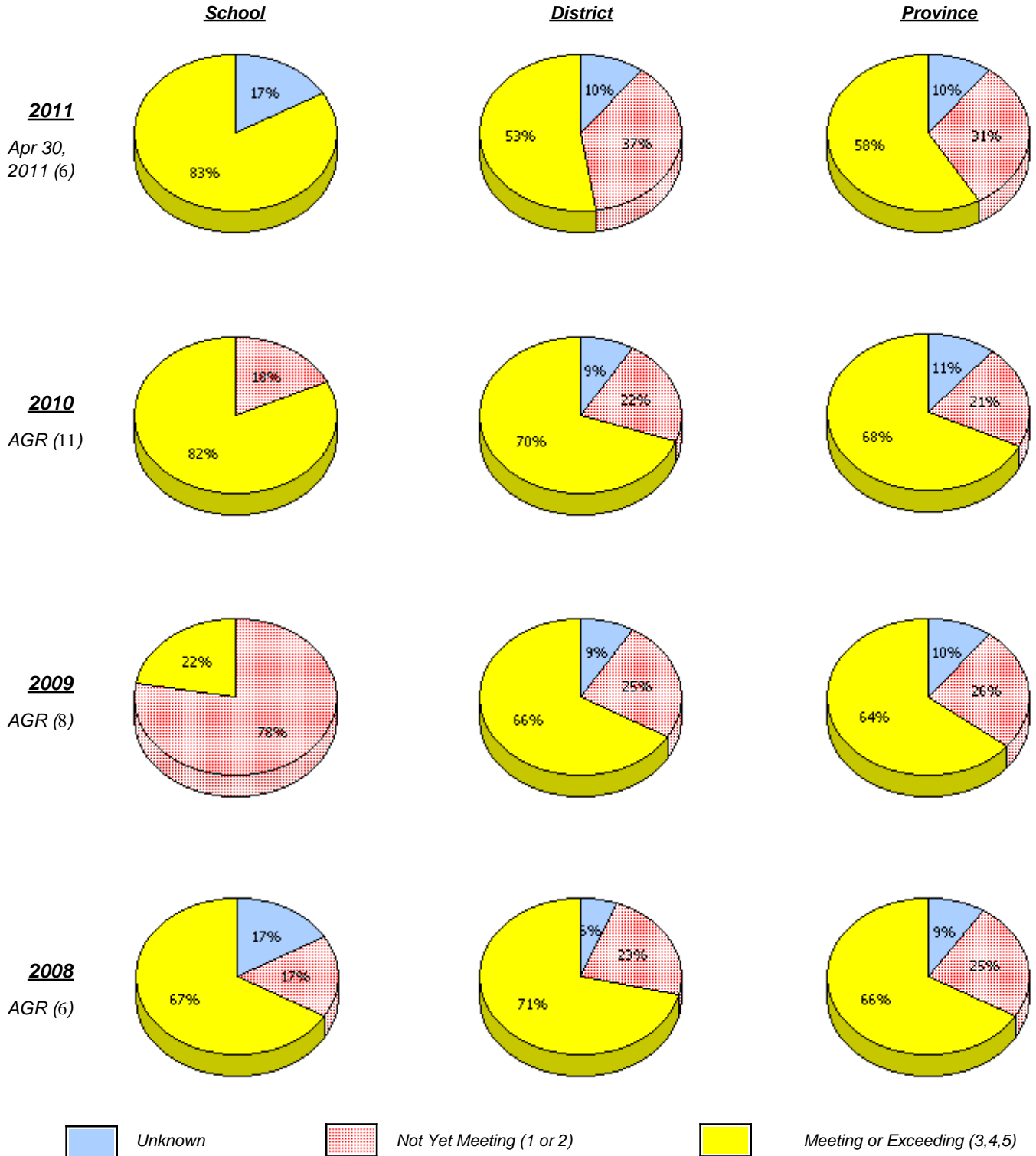
* French Immersion students not included

* Reading score is composite of Information and Poet.

District 2 - Western

School #: 096 Our Lady of the Cape School

Reading



* In some cases, CRT numbers may exceed AGR numbers based on late enrolments. Pie chart is based on the number of students who wrote the CRT.

* French Immersion students not included

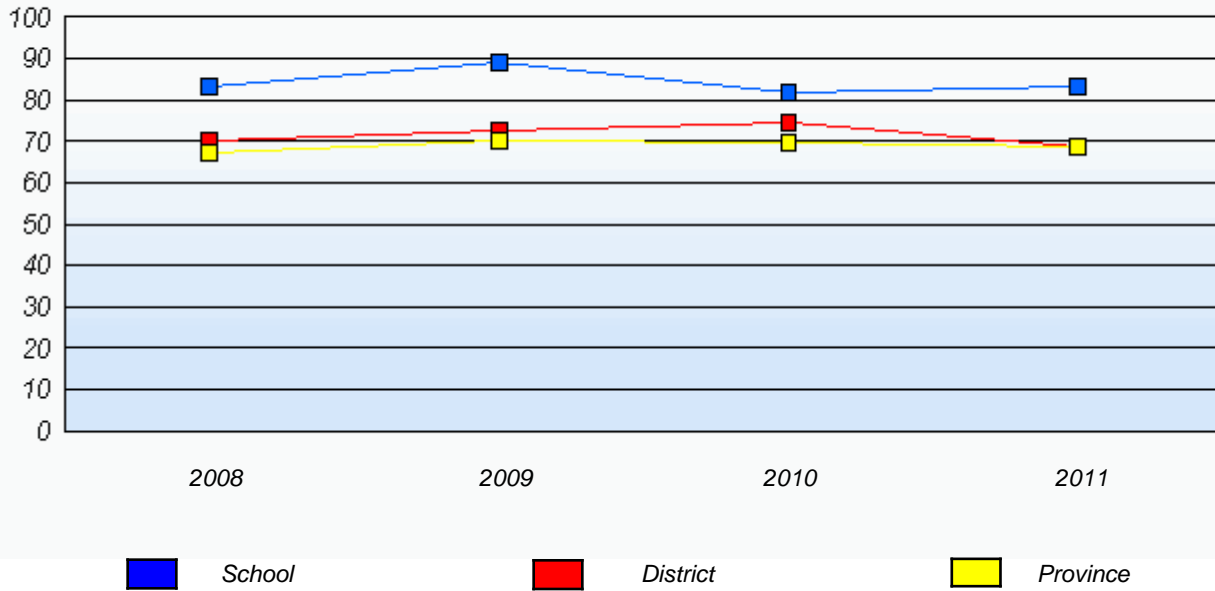
* Reading score is composite of Information and Poet.

District 2 - Western

School #: 096 Our Lady of the Cape School

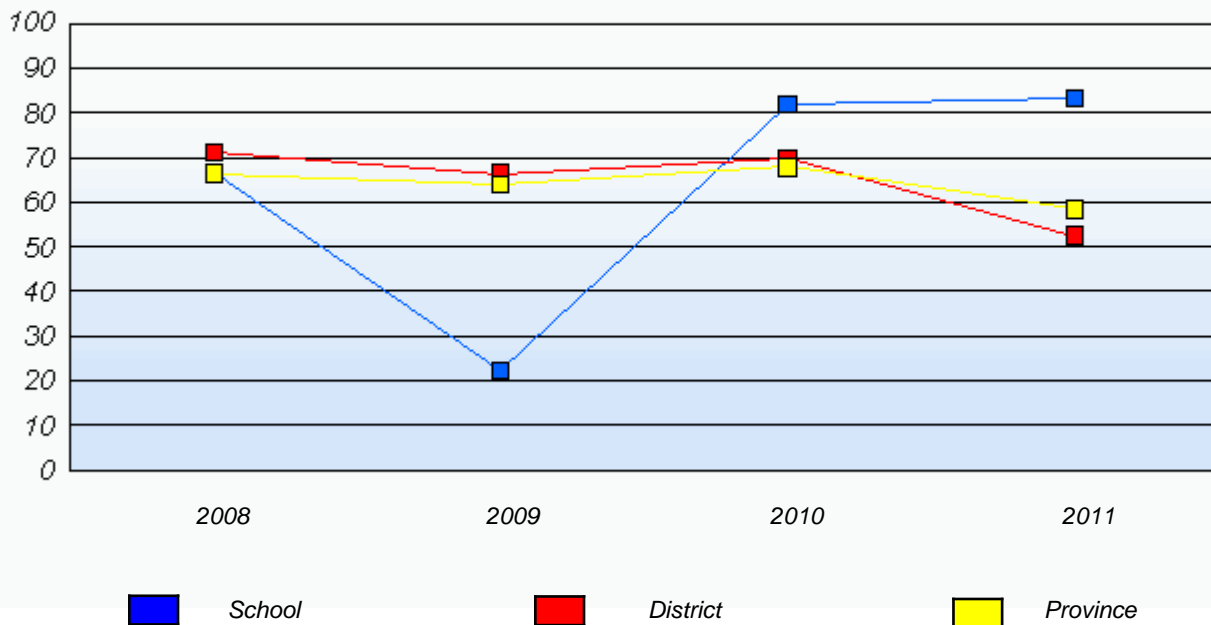
Demand Writing

Percentage of students at level 3 or above (2008 - 2011)



Reading

Percentage of students at level 3 or above (2008 - 2011)



* In some cases, CRT numbers may exceed AGR numbers based on late enrolments. Pie chart is based on the number of students who wrote the CRT.

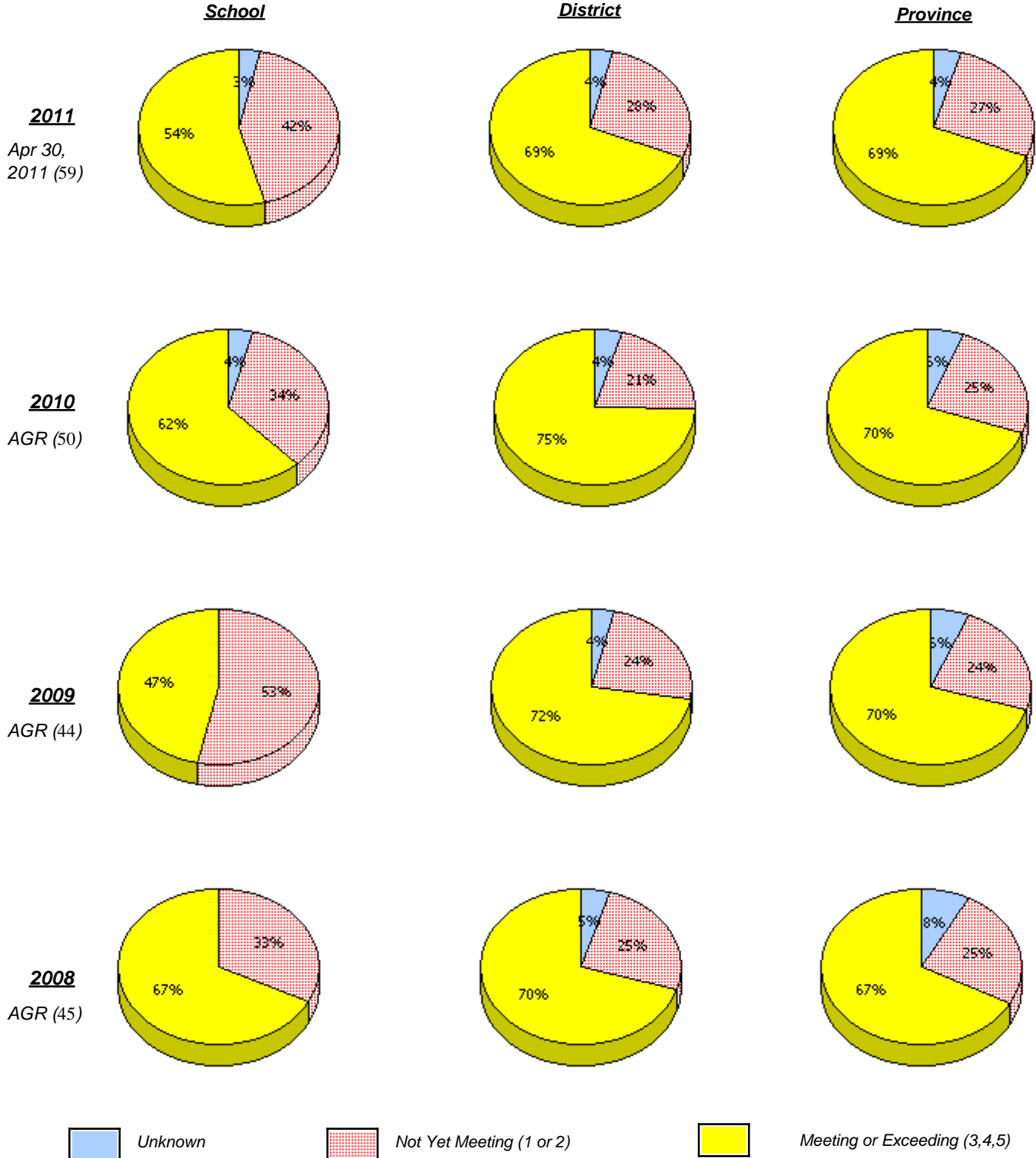
* French Immersion students not included

* Reading score is composite of Information and Poet.

District 2 - Western

School #: 097 St. James' Elementary

Demand Writing



* In some cases, CRT numbers may exceed AGR numbers based on late enrolments. Pie chart is based on the number of students who wrote the CRT.

* French Immersion students not included

* Reading score is composite of Information and Poet.

District 2 - Western

School #: 097 St. James' Elementary

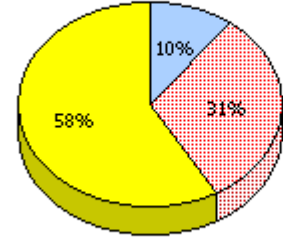
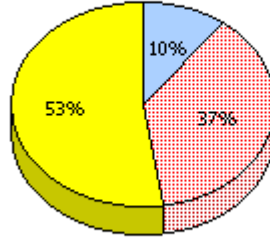
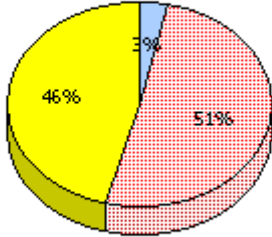
Reading

School

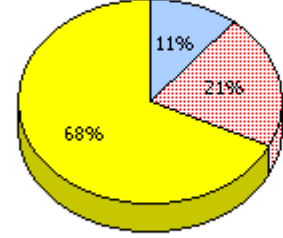
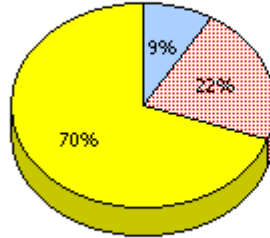
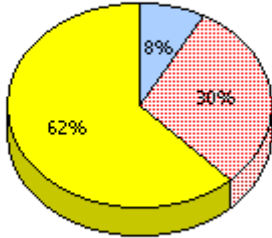
District

Province

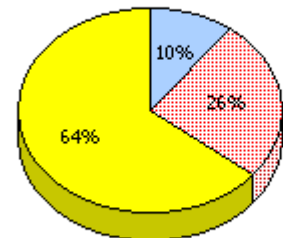
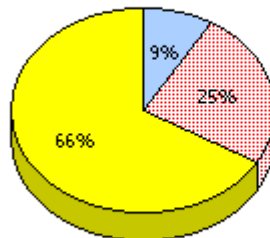
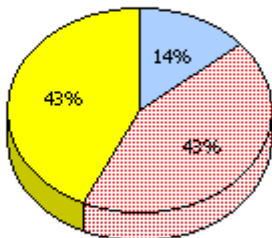
2011
Apr 30,
2011 (59)



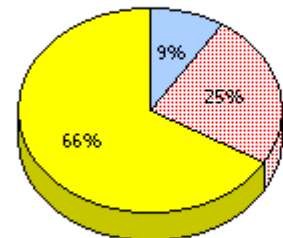
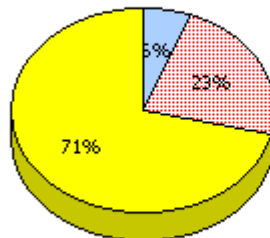
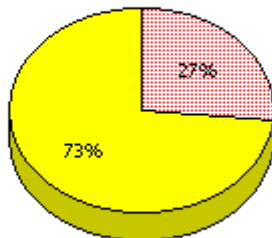
2010
AGR (50)



2009
AGR (44)



2008
AGR (45)



Unknown
 Not Yet Meeting (1 or 2)
 Meeting or Exceeding (3,4,5)

* In some cases, CRT numbers may exceed AGR numbers based on late enrolments. Pie chart is based on the number of students who wrote the CRT.

* French Immersion students not included

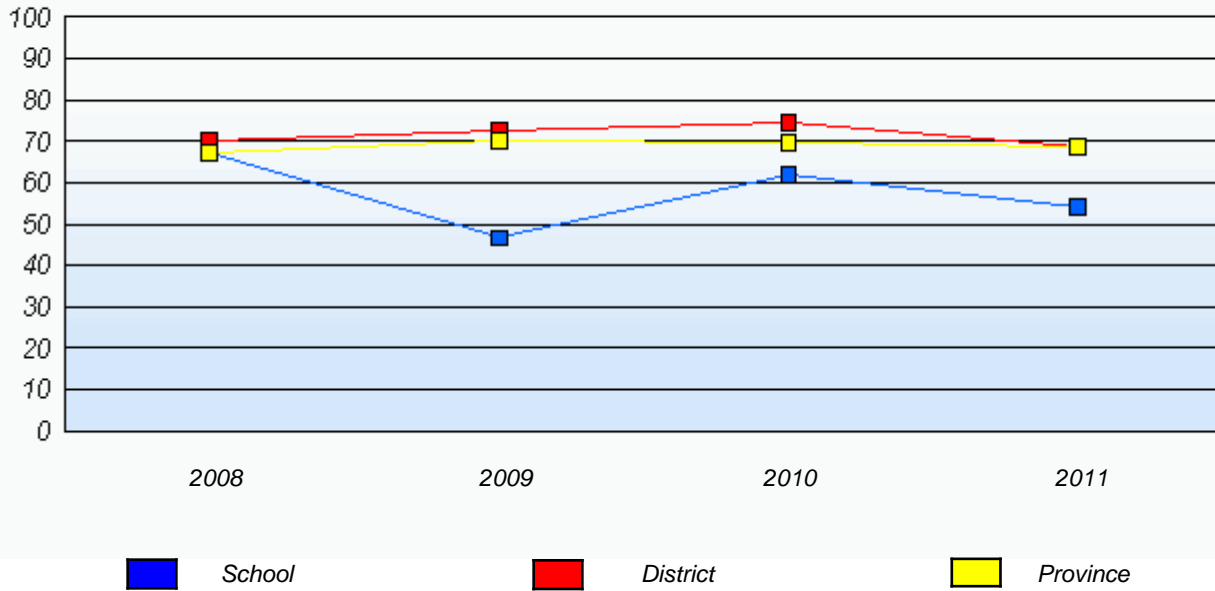
* Reading score is composite of Information and Poet.

District 2 - Western

School #: 097 St. James' Elementary

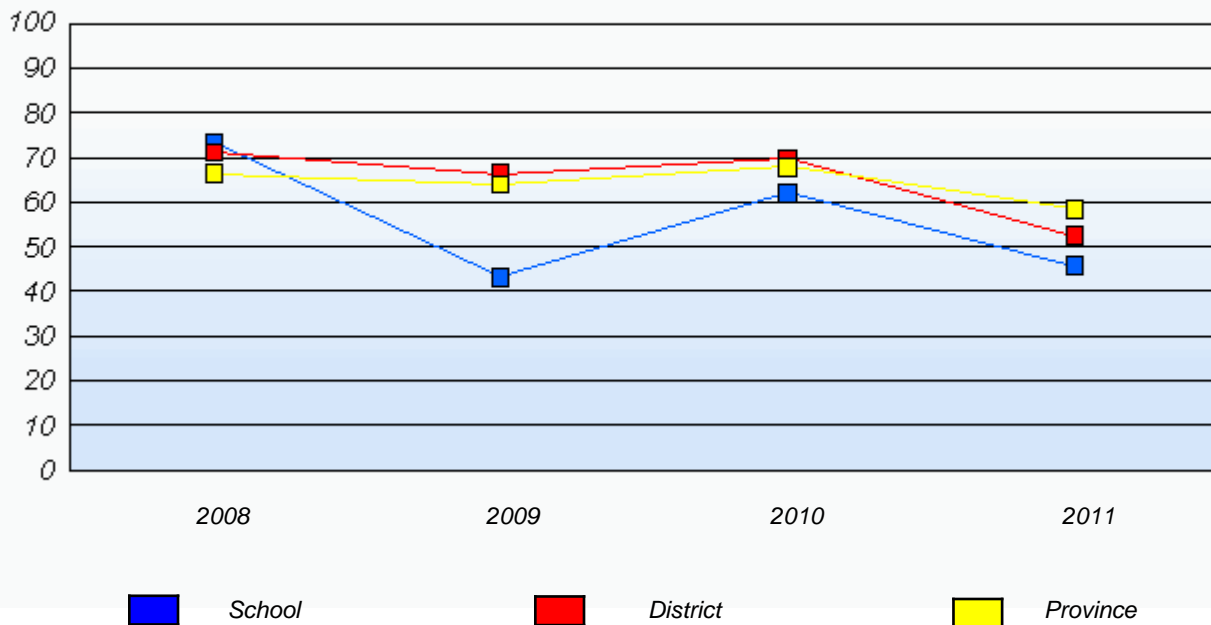
Demand Writing

Percentage of students at level 3 or above (2008 - 2011)



Reading

Percentage of students at level 3 or above (2008 - 2011)



* In some cases, CRT numbers may exceed AGR numbers based on late enrolments. Pie chart is based on the number of students who wrote the CRT.

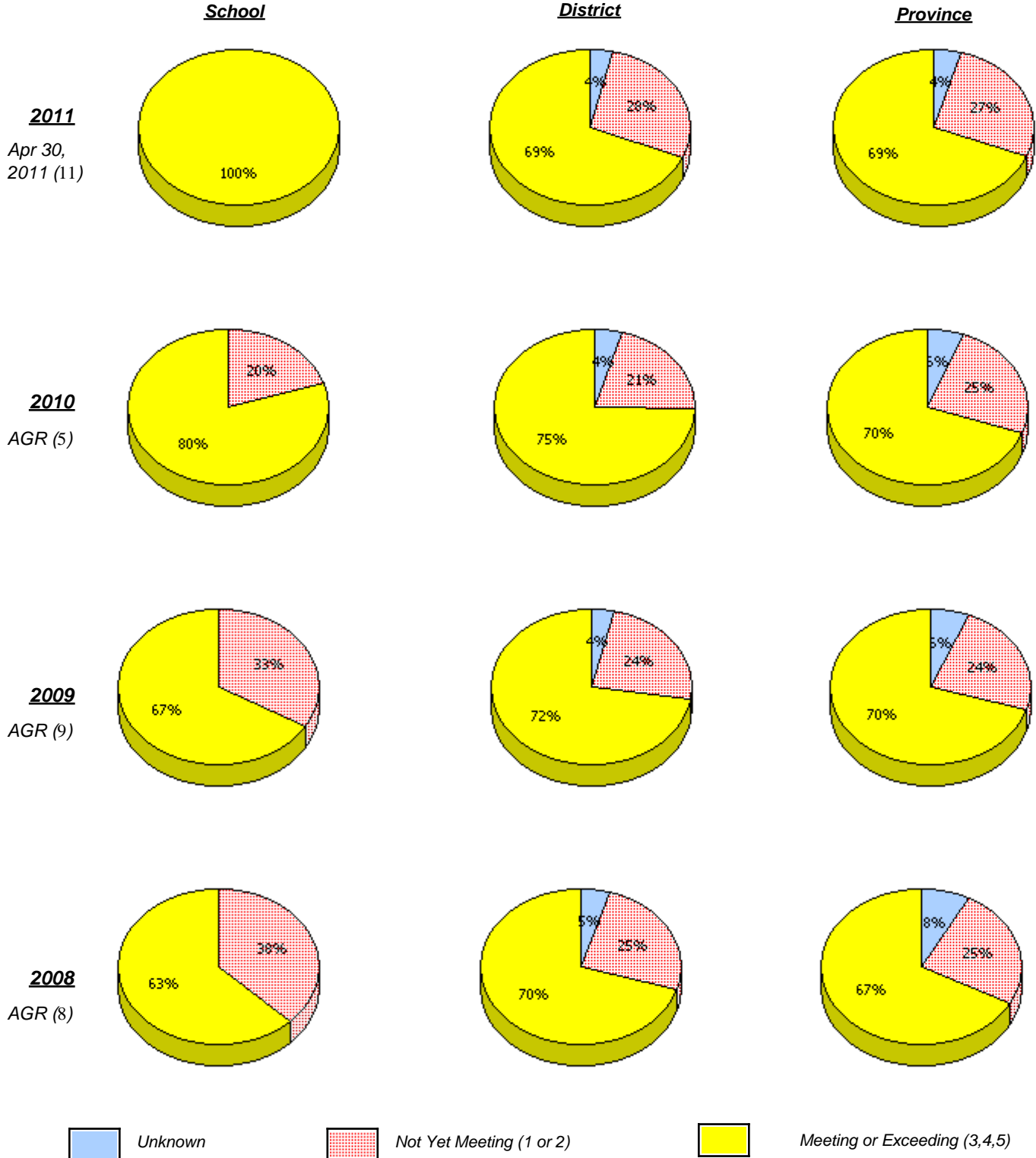
* French Immersion students not included

* Reading score is composite of Information and Poet.

District 2 - Western

School #: 103 LeGallais Memorial

Demand Writing



* In some cases, CRT numbers may exceed AGR numbers based on late enrolments. Pie chart is based on the number of students who wrote the CRT.

* French Immersion students not included

* Reading score is composite of Information and Poet.

District 2 - Western

School #: 103 LeGallais Memorial

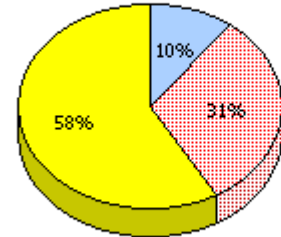
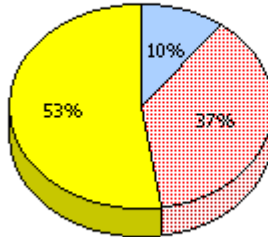
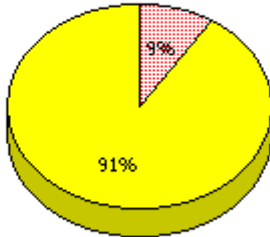
Reading

School

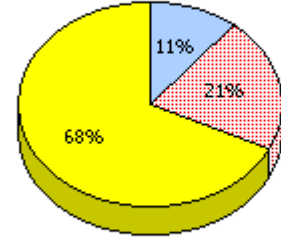
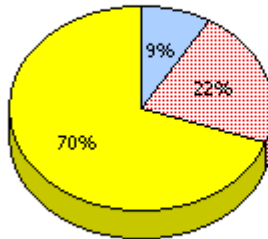
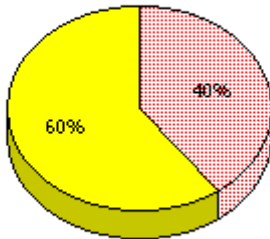
District

Province

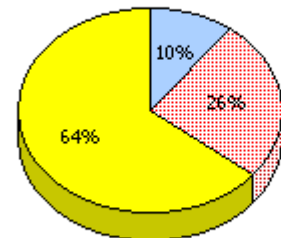
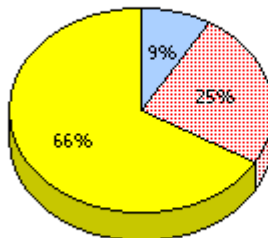
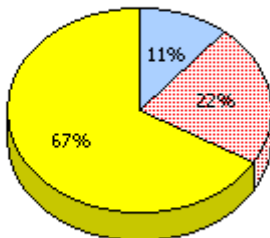
2011
Apr 30,
2011 (11)



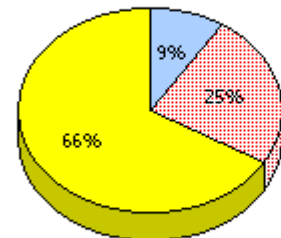
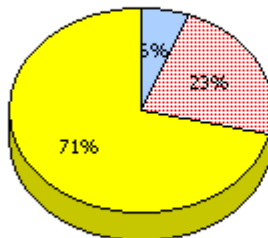
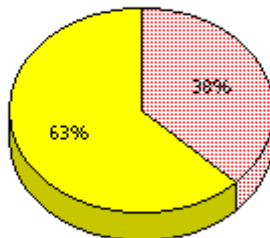
2010
AGR (5)



2009
AGR (9)



2008
AGR (8)



Unknown
 Not Yet Meeting (1 or 2)
 Meeting or Exceeding (3,4,5)

* In some cases, CRT numbers may exceed AGR numbers based on late enrolments. Pie chart is based on the number of students who wrote the CRT.

* French Immersion students not included

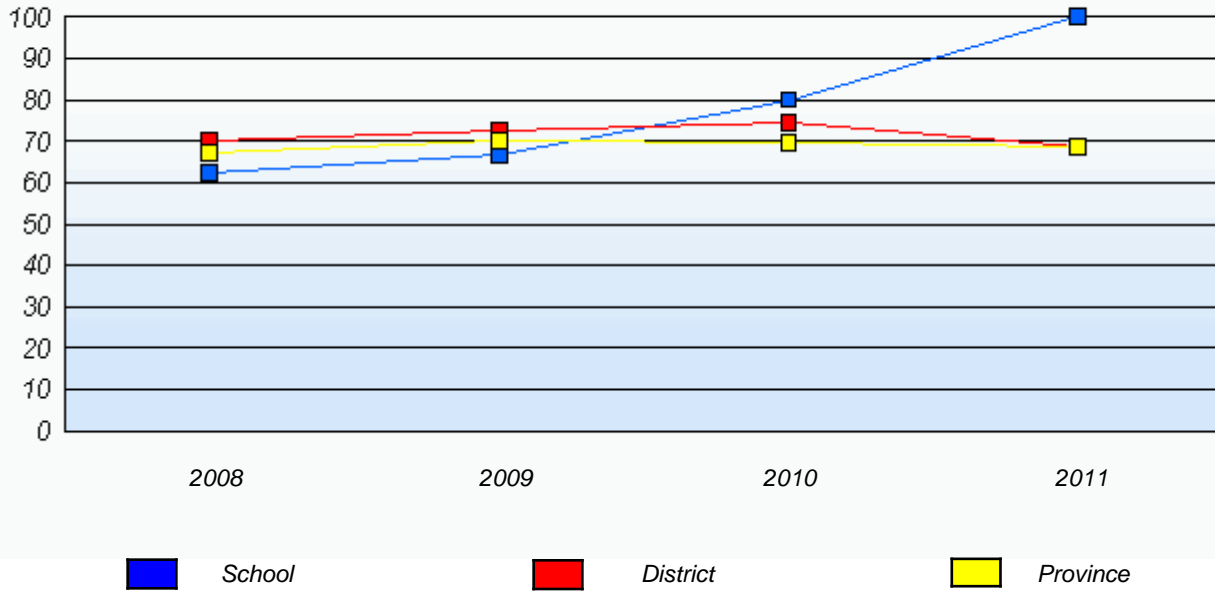
* Reading score is composite of Information and Poet.

District 2 - Western

School #: 103 LeGallais Memorial

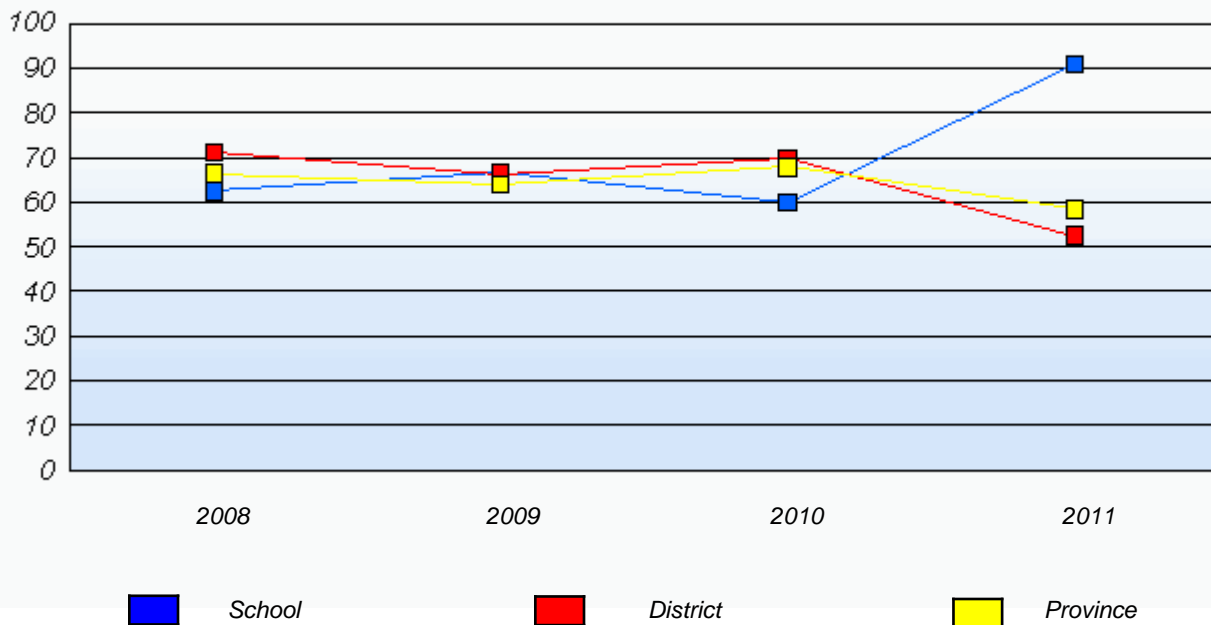
Demand Writing

Percentage of students at level 3 or above (2008 - 2011)



Reading

Percentage of students at level 3 or above (2008 - 2011)



* In some cases, CRT numbers may exceed AGR numbers based on late enrolments. Pie chart is based on the number of students who wrote the CRT.

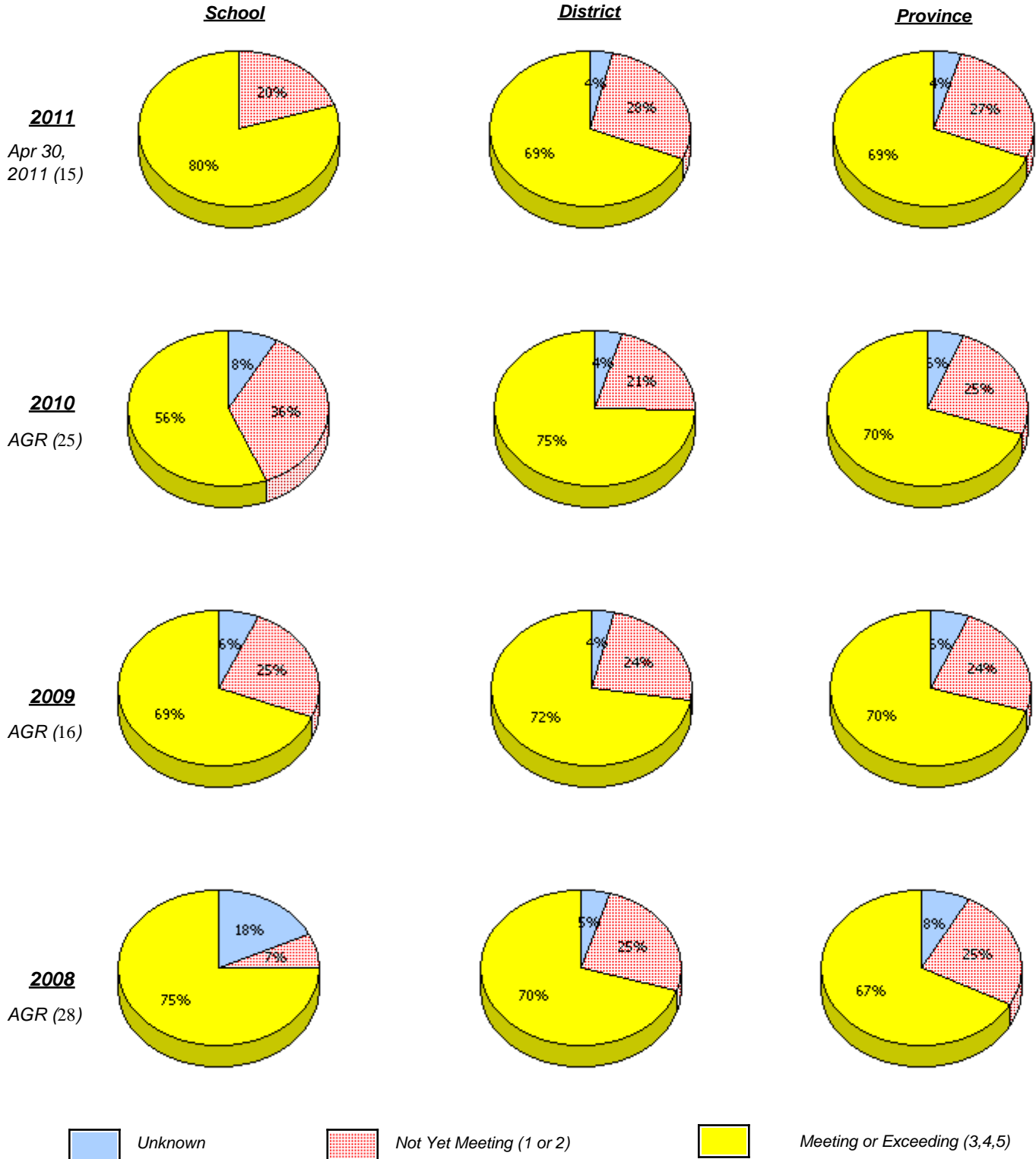
* French Immersion students not included

* Reading score is composite of Information and Poet.

District 2 - Western

School #: 106 Lourdes Elementary

Demand Writing



* In some cases, CRT numbers may exceed AGR numbers based on late enrolments. Pie chart is based on the number of students who wrote the CRT.

* French Immersion students not included

* Reading score is composite of Information and Poet.

District 2 - Western

School #: 106 Lourdes Elementary

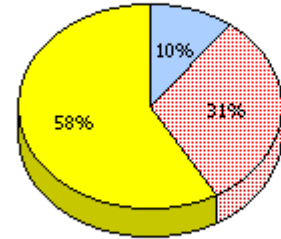
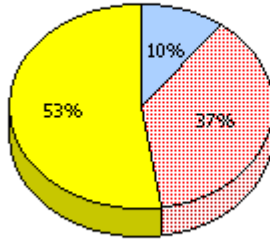
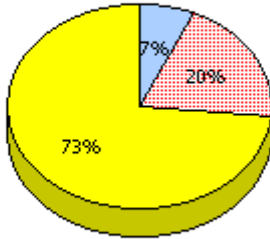
Reading

School

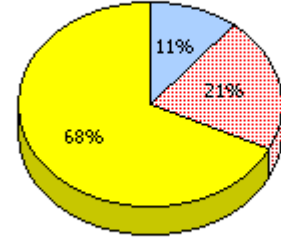
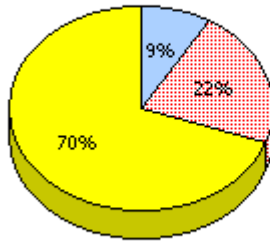
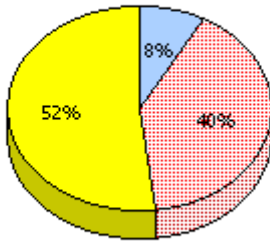
District

Province

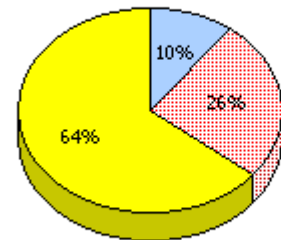
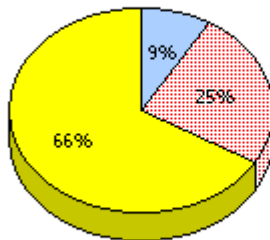
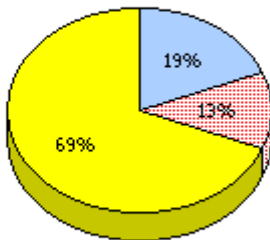
2011
Apr 30,
2011 (15)



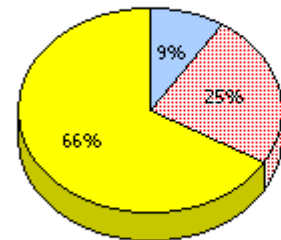
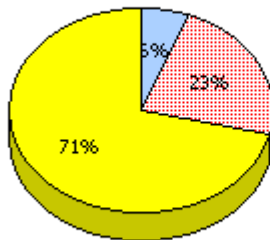
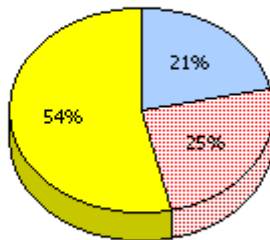
2010
AGR (25)



2009
AGR (16)



2008
AGR (28)



Unknown

 Not Yet Meeting (1 or 2)

 Meeting or Exceeding (3,4,5)

* In some cases, CRT numbers may exceed AGR numbers based on late enrolments. Pie chart is based on the number of students who wrote the CRT.

* French Immersion students not included

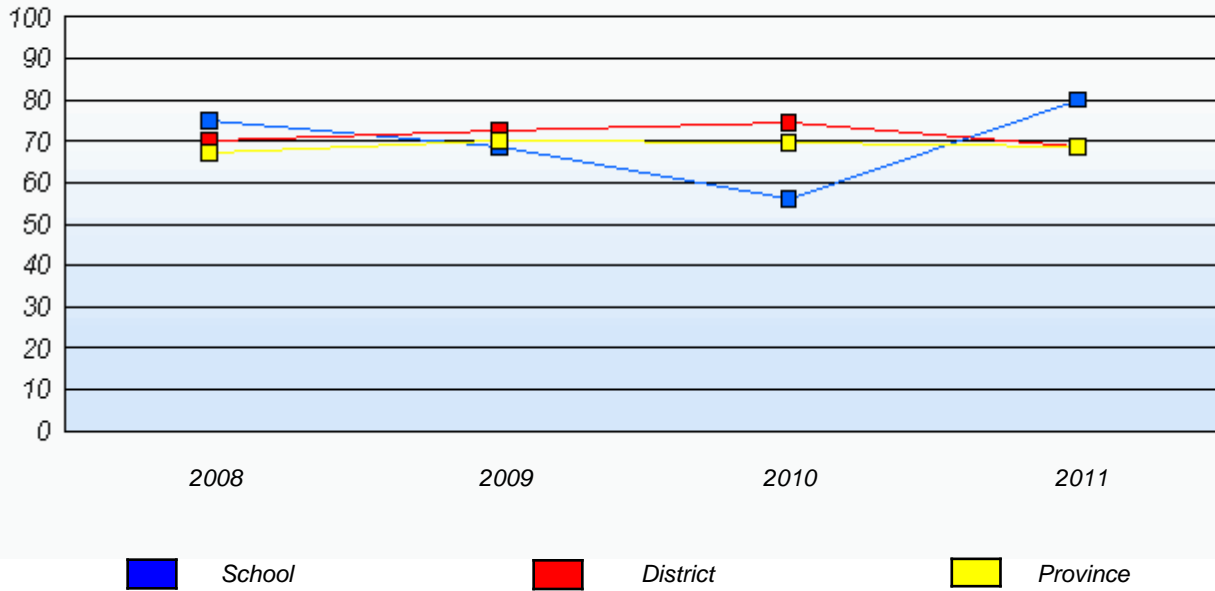
* Reading score is composite of Information and Poet.

District 2 - Western

School #: 106 Lourdes Elementary

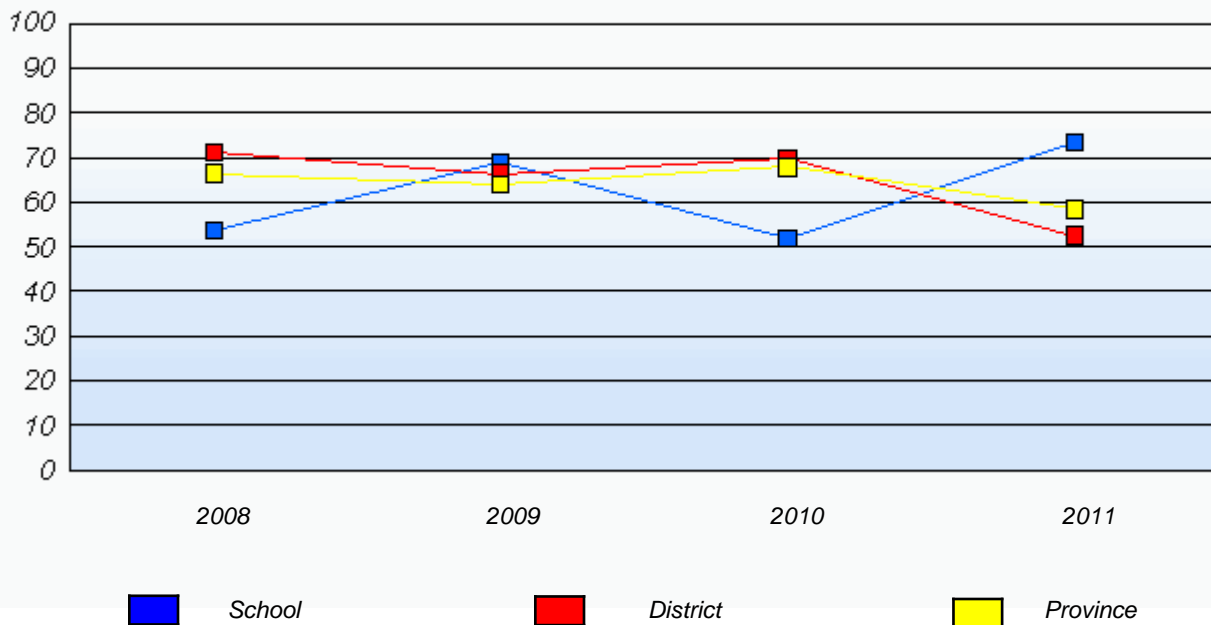
Demand Writing

Percentage of students at level 3 or above (2008 - 2011)



Reading

Percentage of students at level 3 or above (2008 - 2011)



* In some cases, CRT numbers may exceed AGR numbers based on late enrolments. Pie chart is based on the number of students who wrote the CRT.

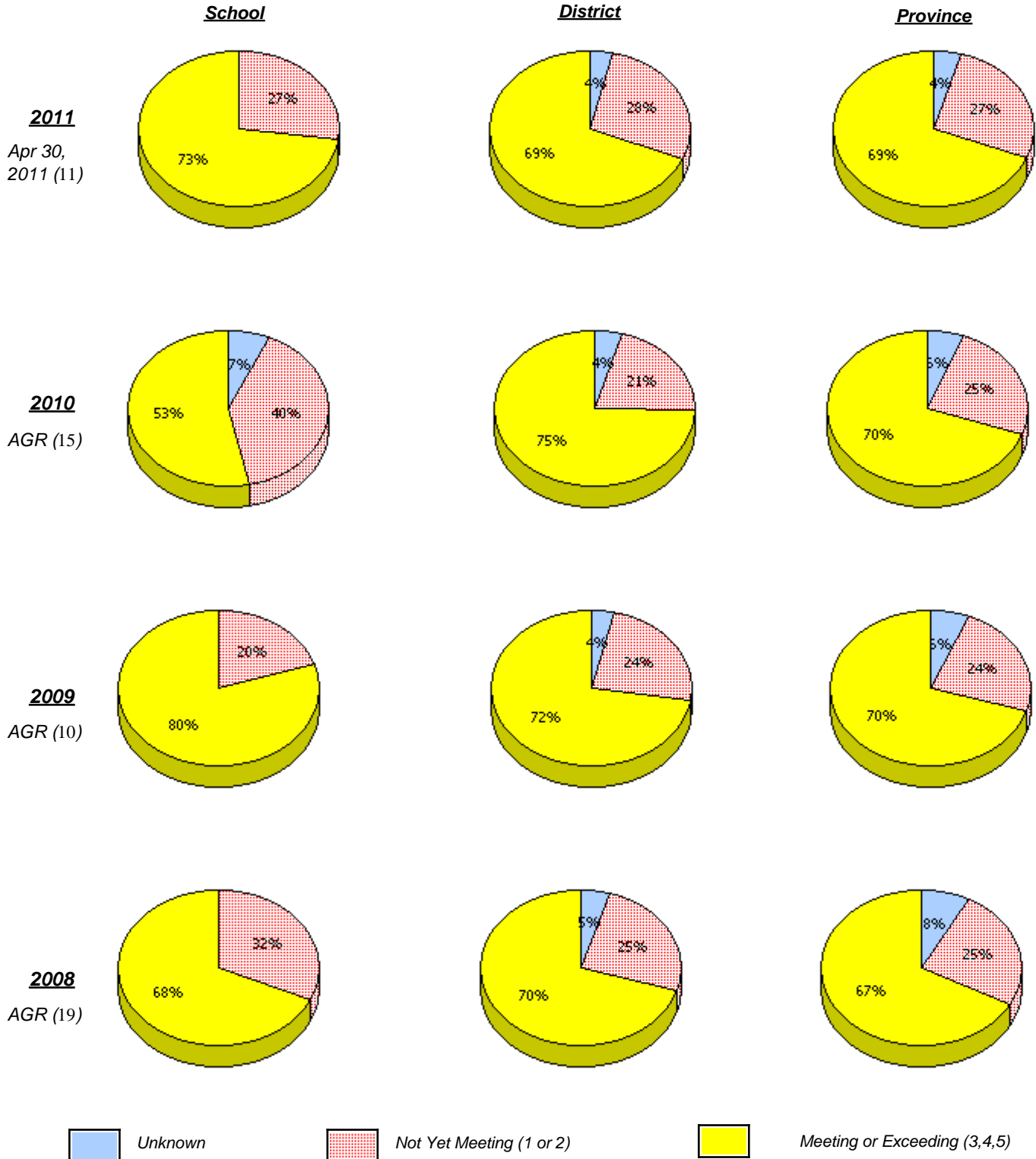
* French Immersion students not included

* Reading score is composite of Information and Poet.

District 2 - Western

School #: 111 St. Thomas Aquinas

Demand Writing



* In some cases, CRT numbers may exceed AGR numbers based on late enrolments. Pie chart is based on the number of students who wrote the CRT.

* French Immersion students not included

* Reading score is composite of Information and Poet.

District 2 - Western

School #: 111 St. Thomas Aquinas

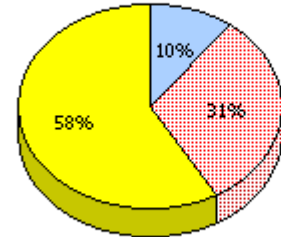
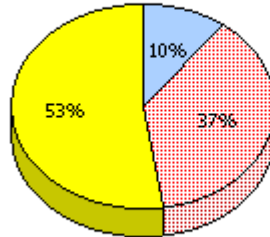
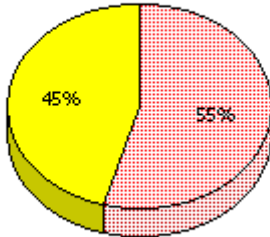
Reading

School

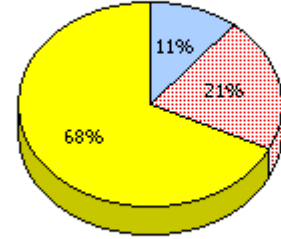
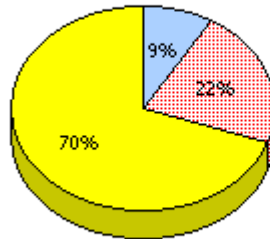
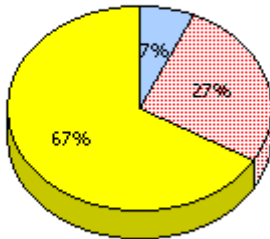
District

Province

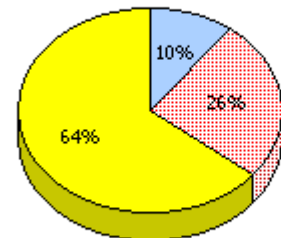
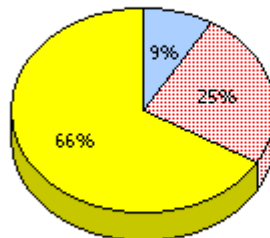
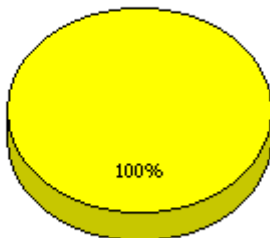
2011
Apr 30,
2011 (11)



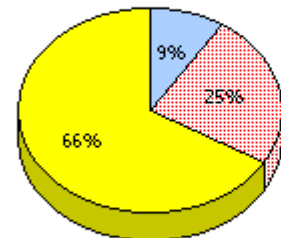
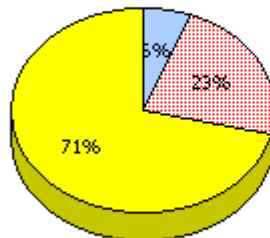
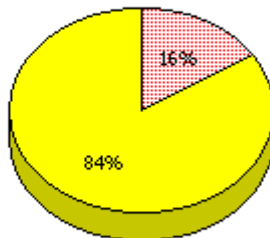
2010
AGR (15)



2009
AGR (10)



2008
AGR (19)



Unknown
 Not Yet Meeting (1 or 2)
 Meeting or Exceeding (3,4,5)

* In some cases, CRT numbers may exceed AGR numbers based on late enrolments. Pie chart is based on the number of students who wrote the CRT.

* French Immersion students not included

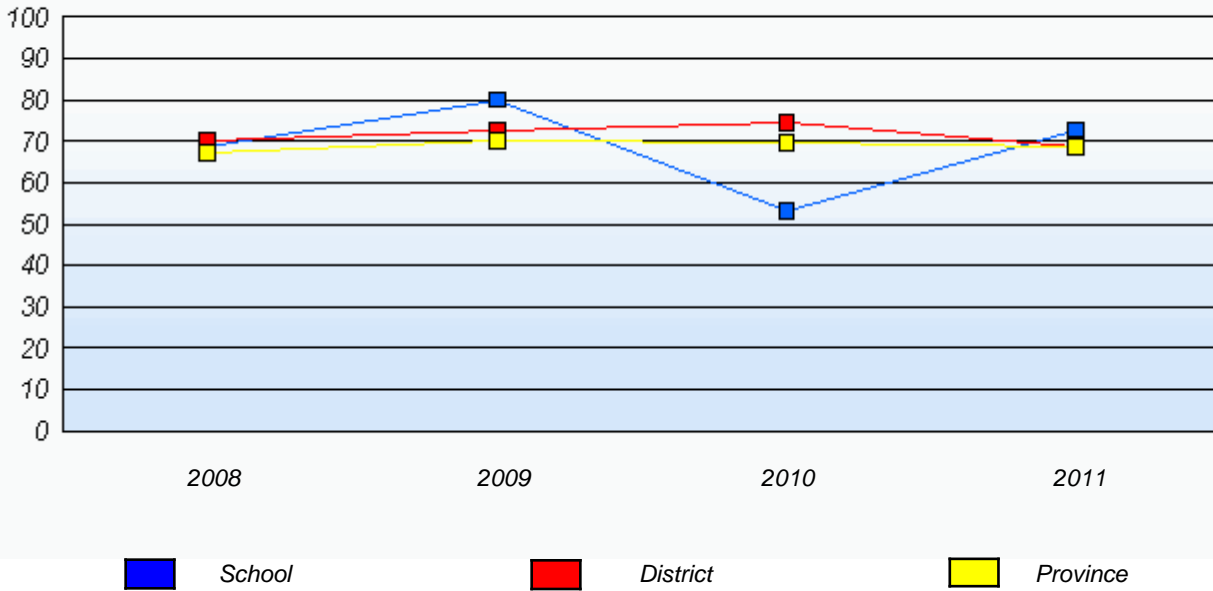
* Reading score is composite of Information and Poet.

District 2 - Western

School #: 111 St. Thomas Aquinas

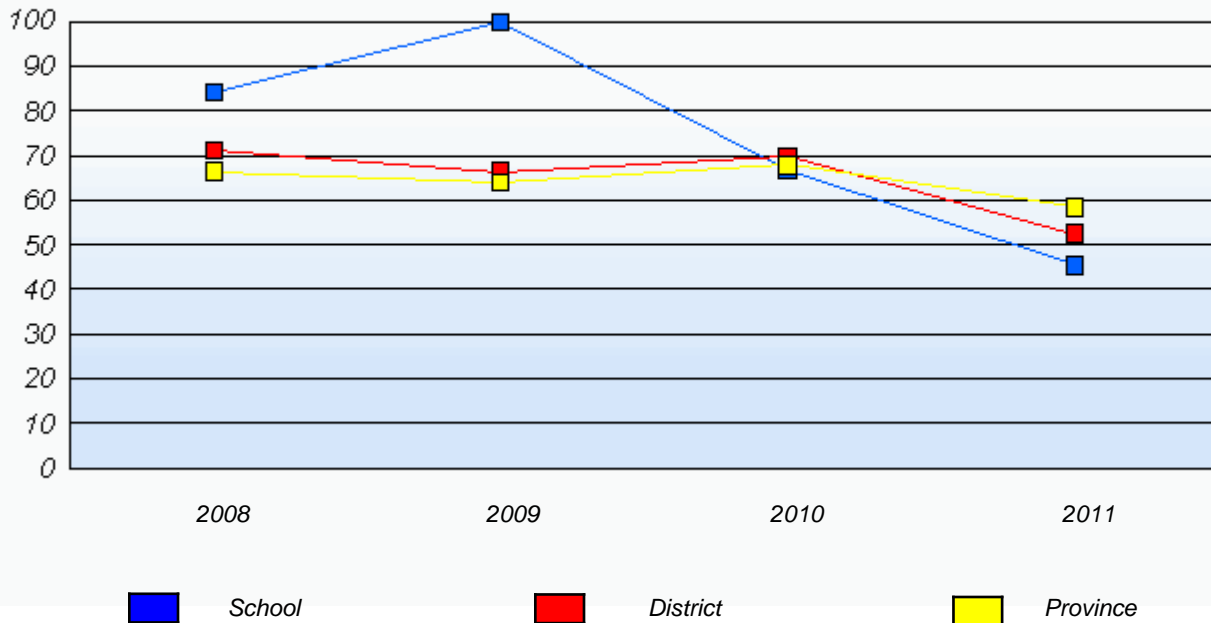
Demand Writing

Percentage of students at level 3 or above (2008 - 2011)



Reading

Percentage of students at level 3 or above (2008 - 2011)



* In some cases, CRT numbers may exceed AGR numbers based on late enrolments. Pie chart is based on the number of students who wrote the CRT.

* French Immersion students not included

* Reading score is composite of Information and Poet.

District 2 - Western

School #: 113 St. Boniface All Grade

Demand Writing

School

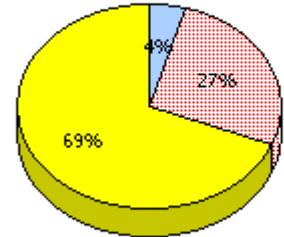
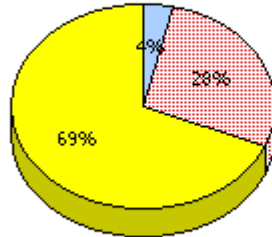
School data with 5 or fewer students withheld for reasons of confidentiality.

District

Province

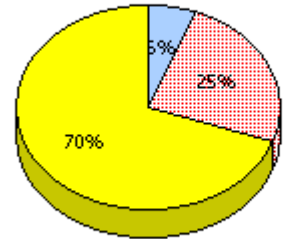
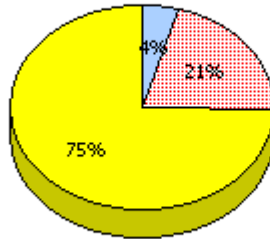
2011

Apr 30, 2011 (4)



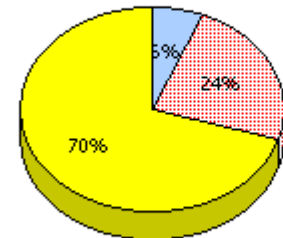
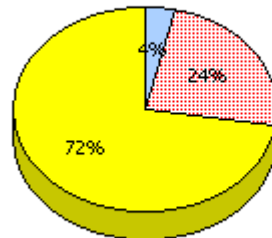
2010

AGR (3)



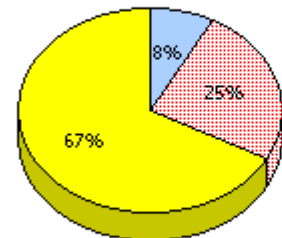
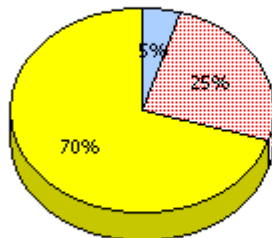
2009

AGR (5)



2008

AGR (8)



Unknown



Not Yet Meeting (1 or 2)



Meeting or Exceeding (3,4,5)

* In some cases, CRT numbers may exceed AGR numbers based on late enrolments. Pie chart is based on the number of students who wrote the CRT.

* French Immersion students not included

* Reading score is composite of Information and Poet.

District 2 - Western

School #: 113 St. Boniface All Grade

School

Reading

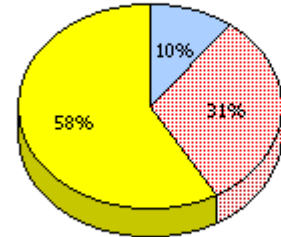
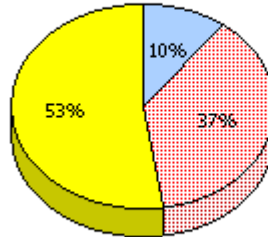
District

Province

School data with 5 or fewer students withheld for reasons of confidentiality.

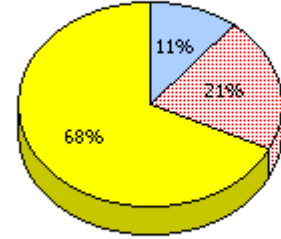
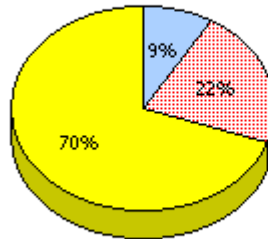
2011

Apr 30, 2011 (4)



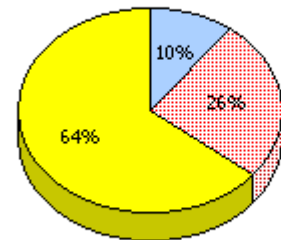
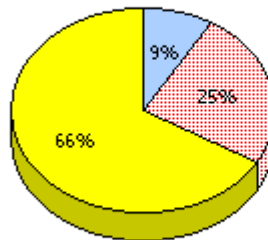
2010

AGR (3)



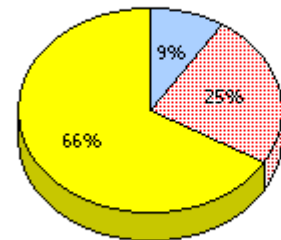
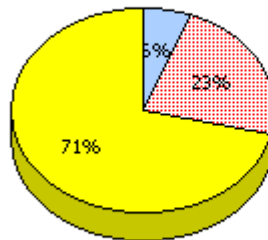
2009

AGR (5)



2008

AGR (8)



Unknown
 Not Yet Meeting (1 or 2)
 Meeting or Exceeding (3,4,5)

* In some cases, CRT numbers may exceed AGR numbers based on late enrolments. Pie chart is based on the number of students who wrote the CRT.

* French Immersion students not included

* Reading score is composite of Information and Poet.

District 2 - Western

School #: 113 St. Boniface All Grade

Demand Writing

Percentage of students at level 3 or above (2008 - 2011)

School data with 5 or fewer students withheld for reasons of confidentiality.

 School  District  Province

Reading

Percentage of students at level 3 or above (2008 - 2011)

School data with 5 or fewer students withheld for reasons of confidentiality.

 School  District  Province

* In some cases, CRT numbers may exceed AGR numbers based on late enrolments. Pie chart is based on the number of students who wrote the CRT.

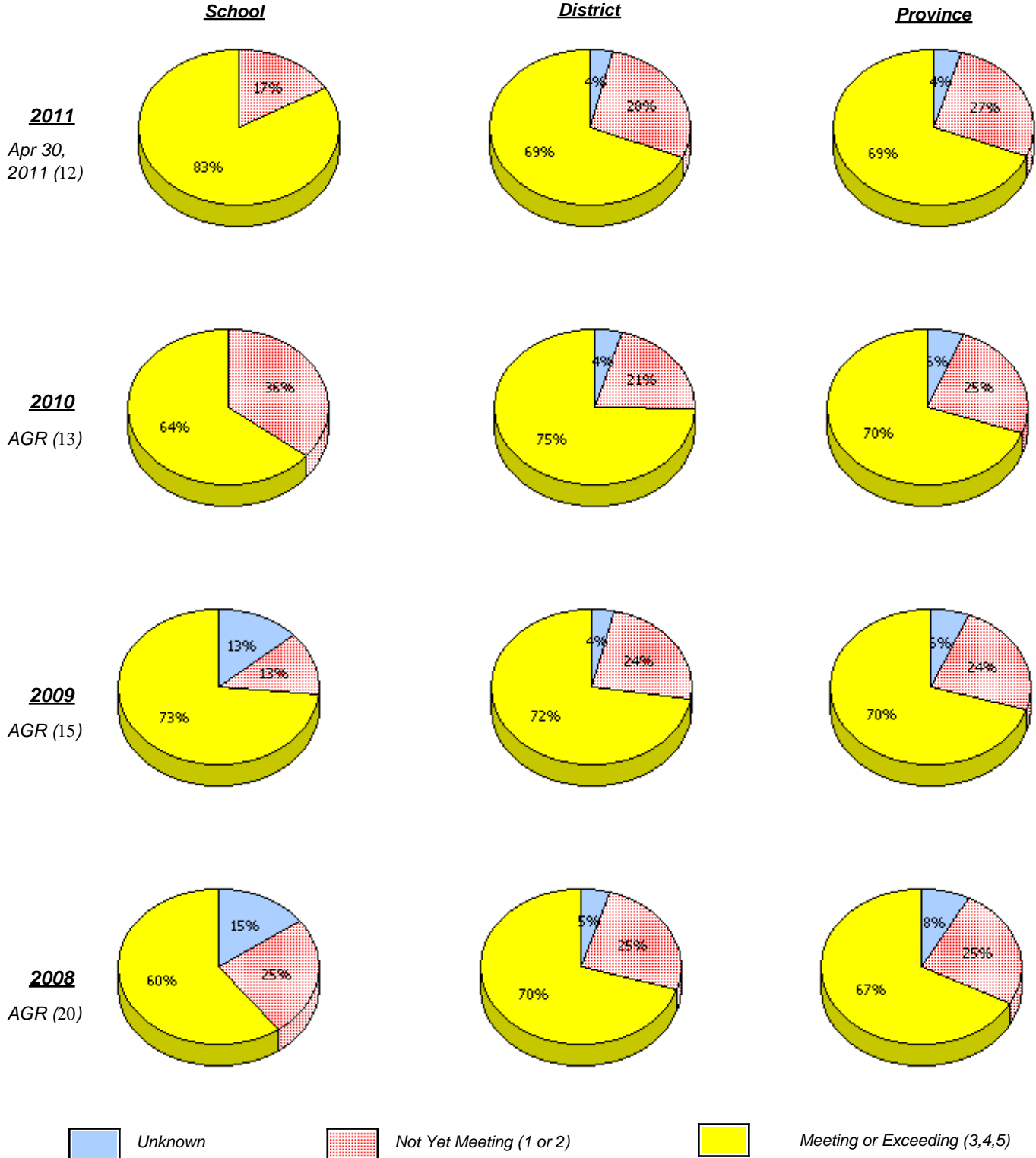
* French Immersion students not included

* Reading score is composite of Information and Poet.

District 2 - Western

School #: 115 Our Lady of Mercy Elementary

Demand Writing



* In some cases, CRT numbers may exceed AGR numbers based on late enrolments. Pie chart is based on the number of students who wrote the CRT.

* French Immersion students not included

* Reading score is composite of Information and Poet.

**Primary English Language Arts
4 Year Provincial Assessment, June 2011
School Report Rubrics
(average scores)**

District 2 - Western

School #: 115 Our Lady of Mercy Elementary

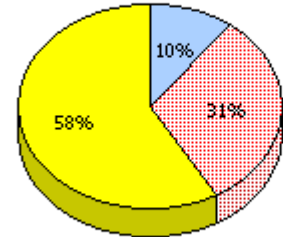
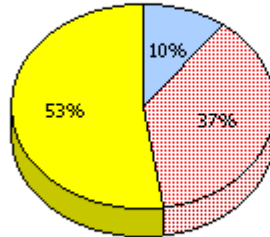
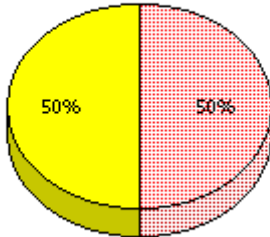
Reading

School

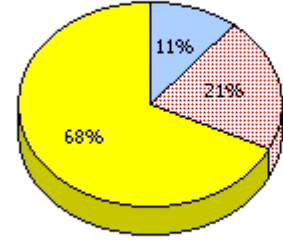
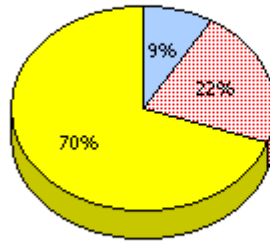
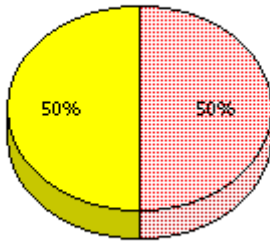
District

Province

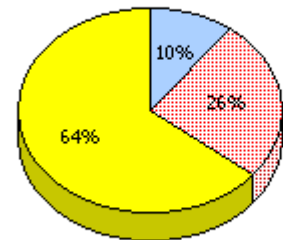
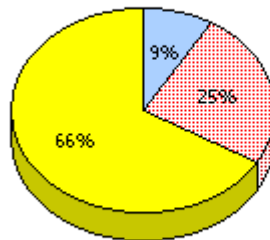
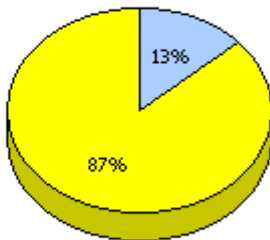
2011
Apr 30,
2011 (12)



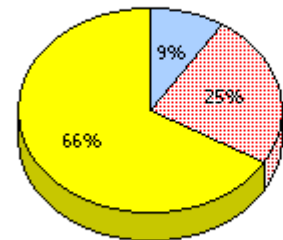
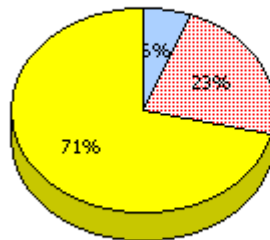
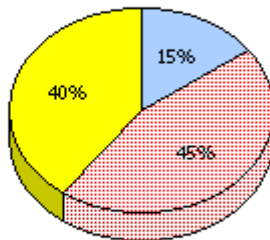
2010
AGR (13)



2009
AGR (15)



2008
AGR (20)



Unknown
 Not Yet Meeting (1 or 2)
 Meeting or Exceeding (3,4,5)

* In some cases, CRT numbers may exceed AGR numbers based on late enrolments. Pie chart is based on the number of students who wrote the CRT.

* French Immersion students not included

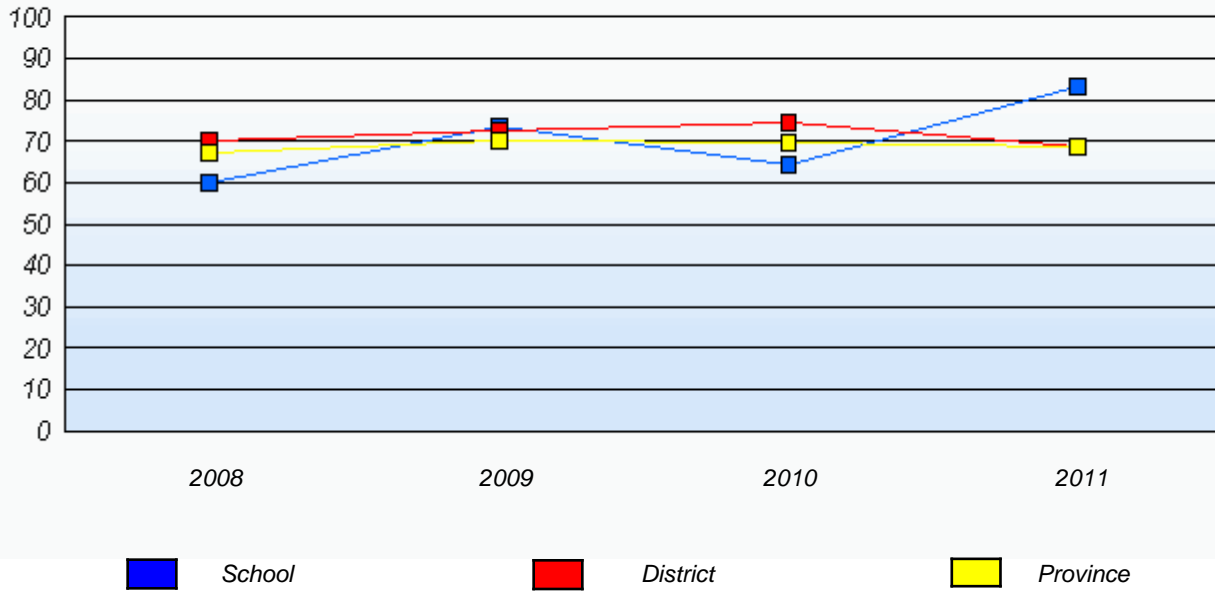
* Reading score is composite of Information and Poet.

District 2 - Western

School #: 115 Our Lady of Mercy Elementary

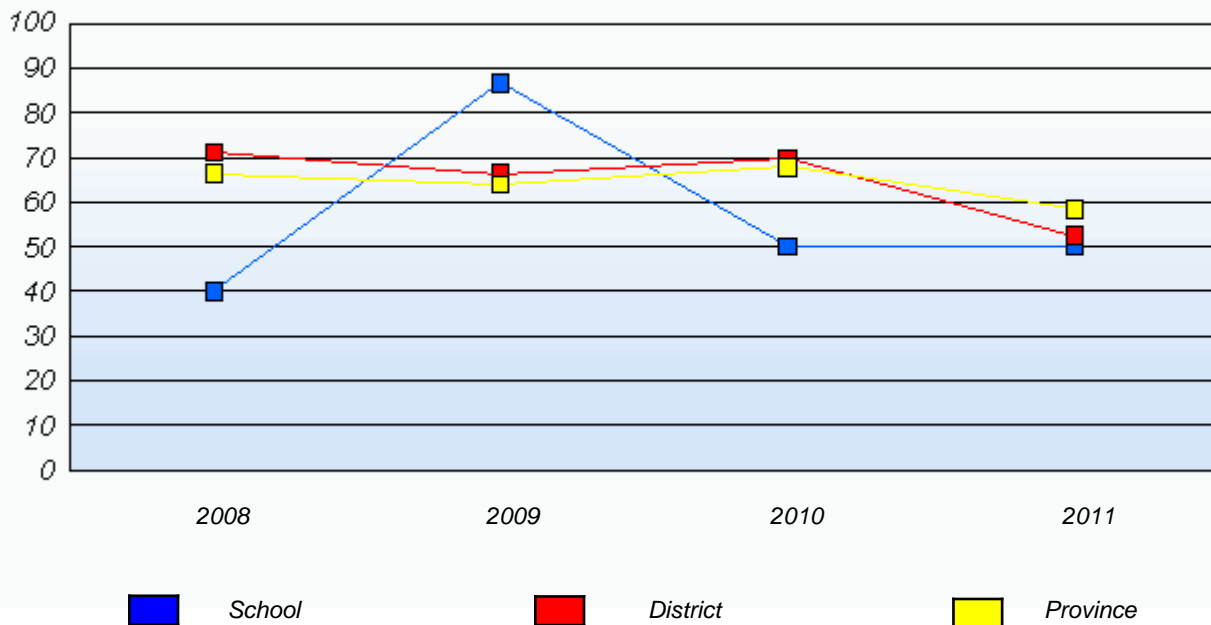
Demand Writing

Percentage of students at level 3 or above (2008 - 2011)



Reading

Percentage of students at level 3 or above (2008 - 2011)



* In some cases, CRT numbers may exceed AGR numbers based on late enrolments. Pie chart is based on the number of students who wrote the CRT.

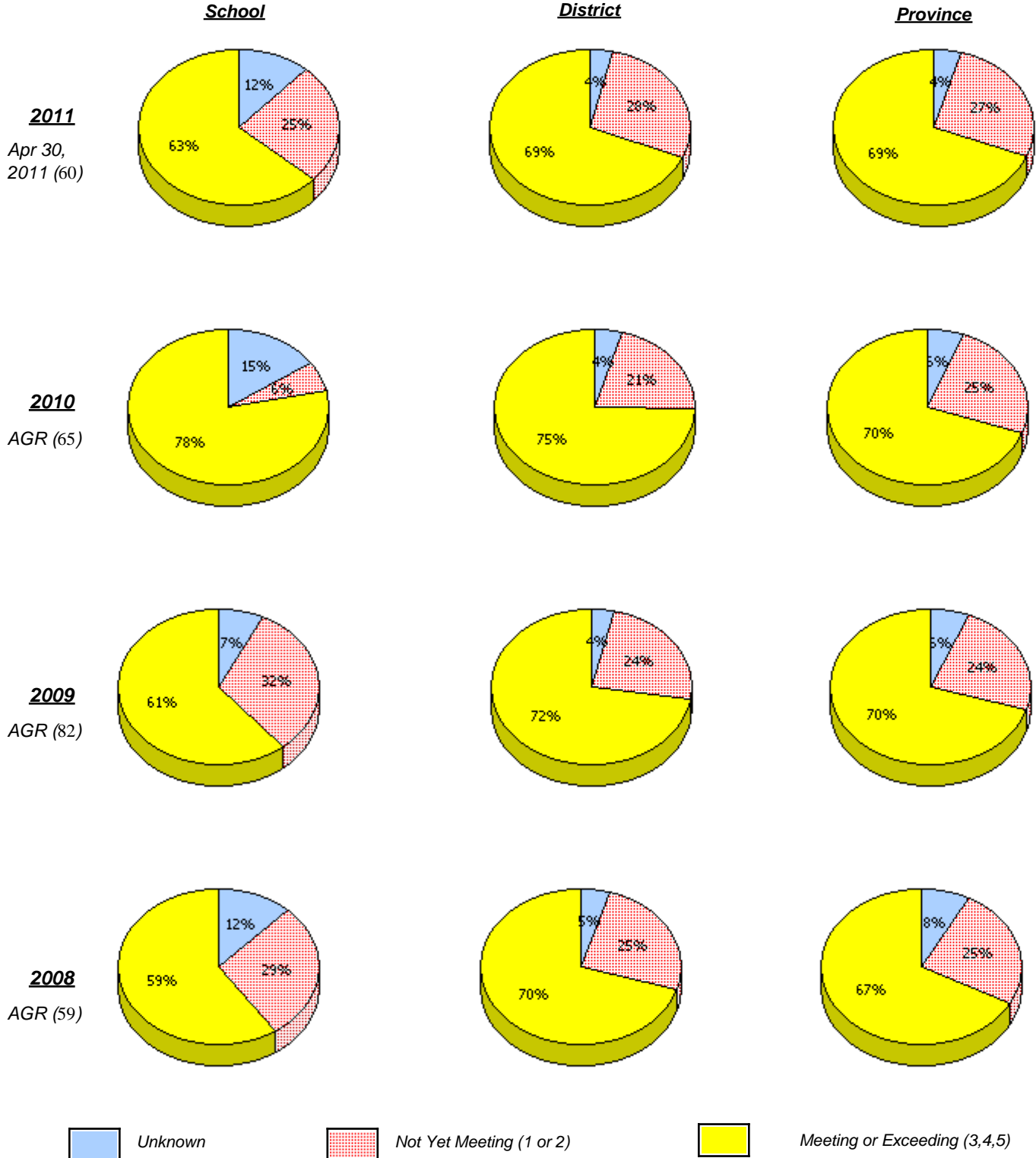
* French Immersion students not included

* Reading score is composite of Information and Poet.

District 2 - Western

School #: 120 Stephenville Primary

Demand Writing



* In some cases, CRT numbers may exceed AGR numbers based on late enrolments. Pie chart is based on the number of students who wrote the CRT.

* French Immersion students not included

* Reading score is composite of Information and Poet.

**Primary English Language Arts
4 Year Provincial Assessment, June 2011
School Report Rubrics
(average scores)**

District 2 - Western

School #: 120 Stephenville Primary

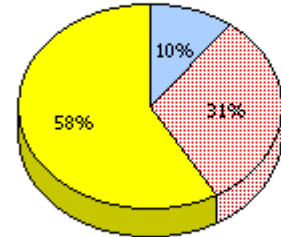
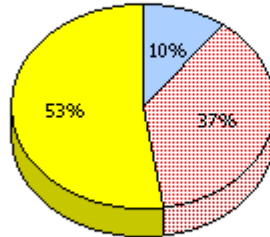
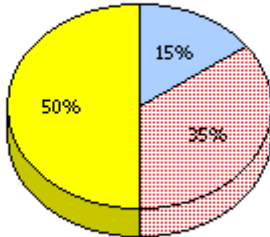
Reading

School

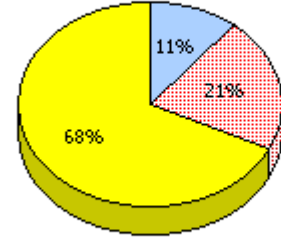
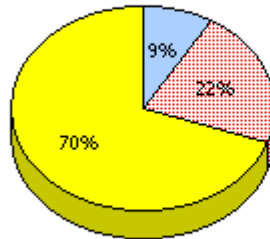
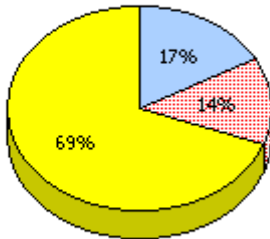
District

Province

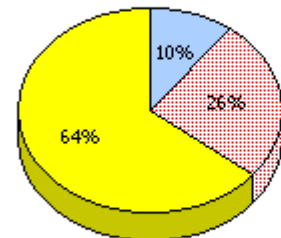
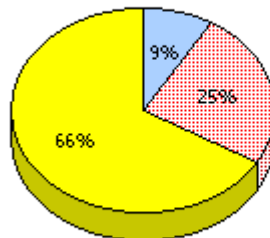
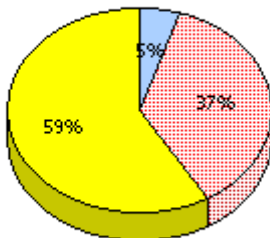
2011
Apr 30,
2011 (60)



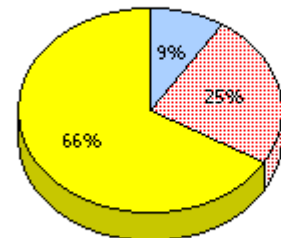
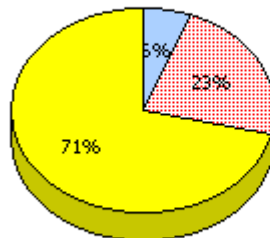
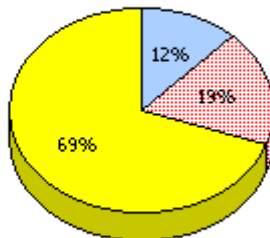
2010
AGR (65)



2009
AGR (82)



2008
AGR (59)



Unknown
 Not Yet Meeting (1 or 2)
 Meeting or Exceeding (3,4,5)

* In some cases, CRT numbers may exceed AGR numbers based on late enrolments. Pie chart is based on the number of students who wrote the CRT.

* French Immersion students not included

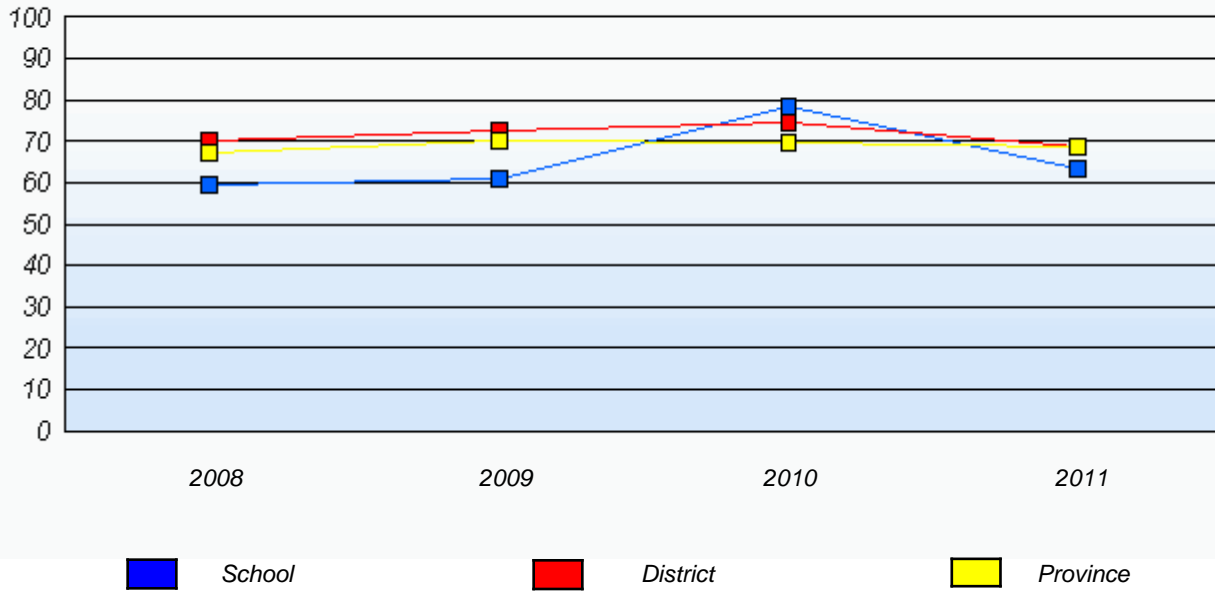
* Reading score is composite of Information and Poet.

District 2 - Western

School #: 120 Stephenville Primary

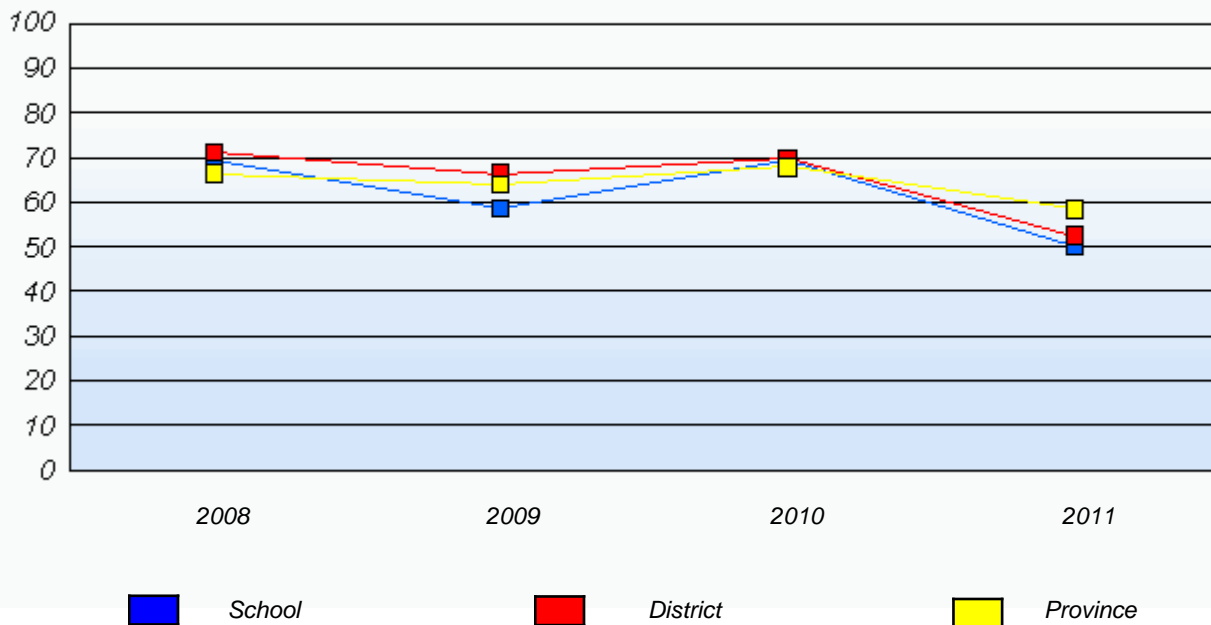
Demand Writing

Percentage of students at level 3 or above (2008 - 2011)



Reading

Percentage of students at level 3 or above (2008 - 2011)



* In some cases, CRT numbers may exceed AGR numbers based on late enrolments. Pie chart is based on the number of students who wrote the CRT.

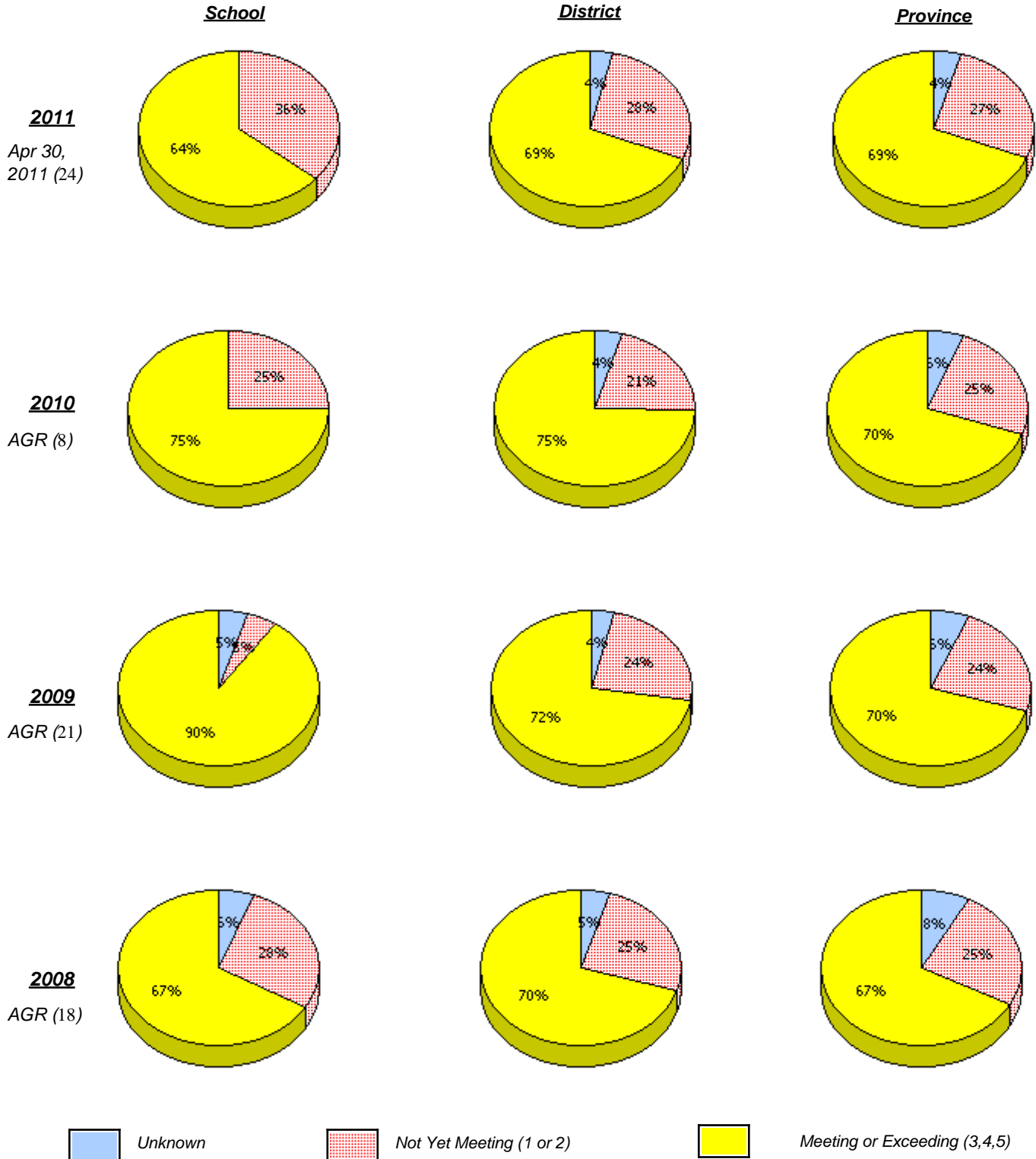
* French Immersion students not included

* Reading score is composite of Information and Poet.

District 2 - Western

School #: 123 St. Michael's Elementary

Demand Writing



* In some cases, CRT numbers may exceed AGR numbers based on late enrolments. Pie chart is based on the number of students who wrote the CRT.

* French Immersion students not included

* Reading score is composite of Information and Poet.

District 2 - Western

School #: 123 St. Michael's Elementary

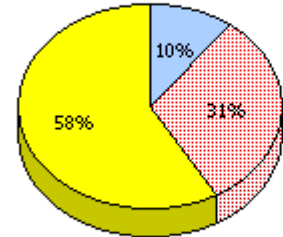
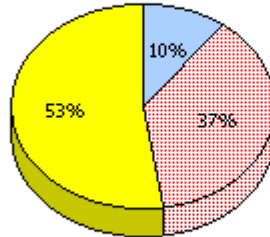
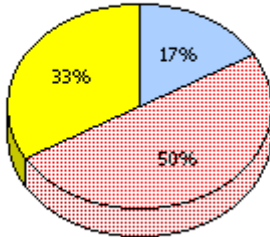
Reading

School

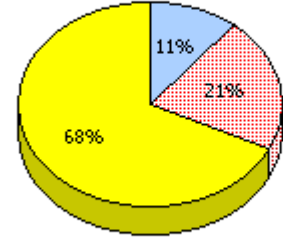
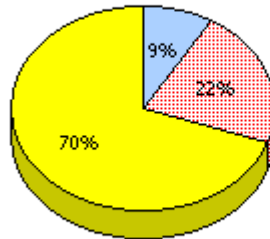
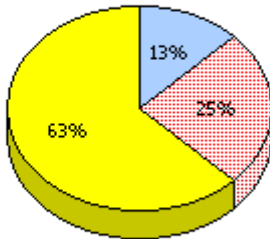
District

Province

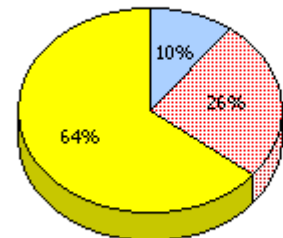
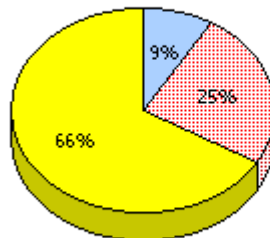
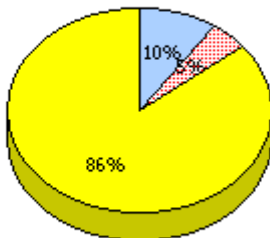
2011
Apr 30,
2011 (24)



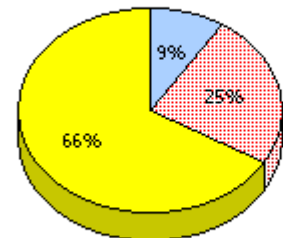
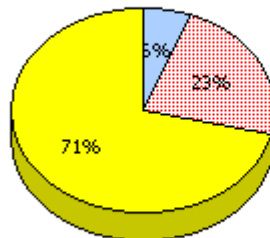
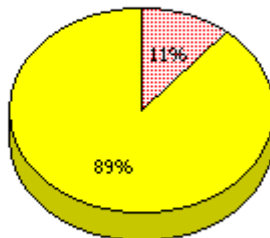
2010
AGR (8)



2009
AGR (21)



2008
AGR (18)



Unknown
 Not Yet Meeting (1 or 2)
 Meeting or Exceeding (3,4,5)

* In some cases, CRT numbers may exceed AGR numbers based on late enrolments. Pie chart is based on the number of students who wrote the CRT.

* French Immersion students not included

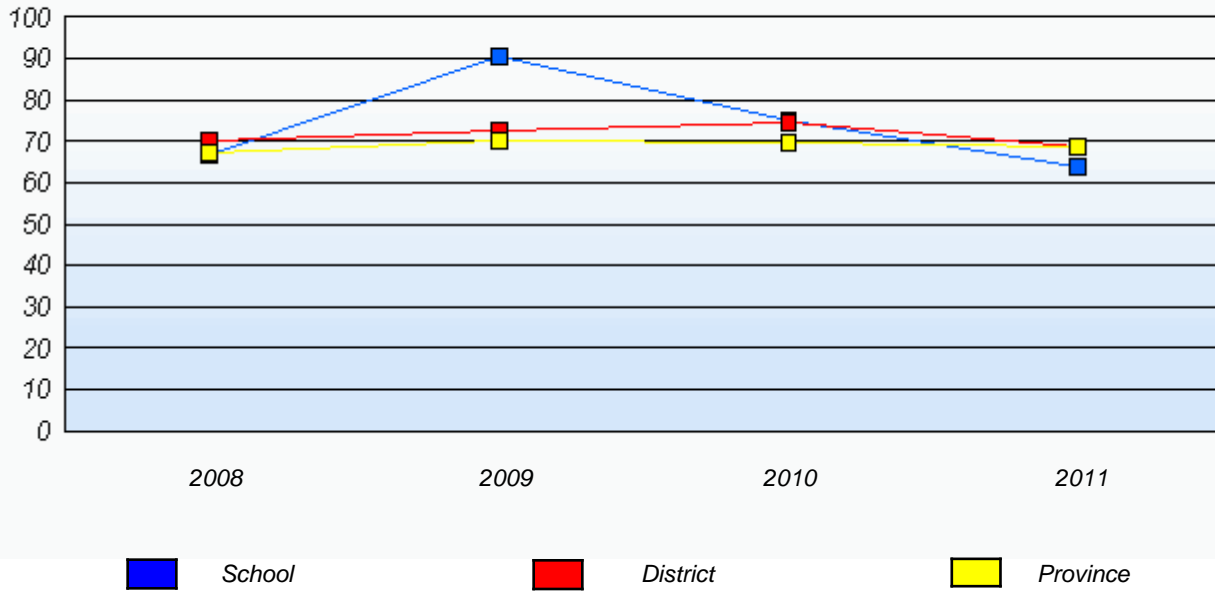
* Reading score is composite of Information and Poet.

District 2 - Western

School #: 123 St. Michael's Elementary

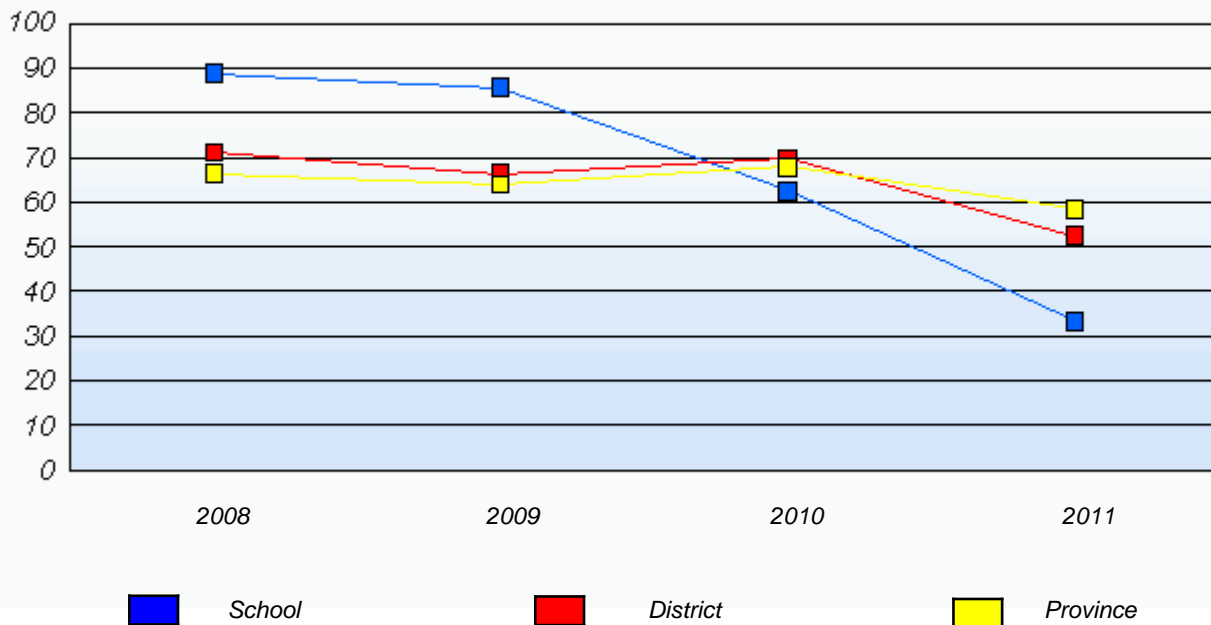
Demand Writing

Percentage of students at level 3 or above (2008 - 2011)



Reading

Percentage of students at level 3 or above (2008 - 2011)



* In some cases, CRT numbers may exceed AGR numbers based on late enrolments. Pie chart is based on the number of students who wrote the CRT.

* French Immersion students not included

* Reading score is composite of Information and Poet.

District 2 - Western

School #: 388 Long Range Academy

Demand Writing

School

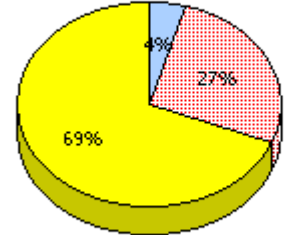
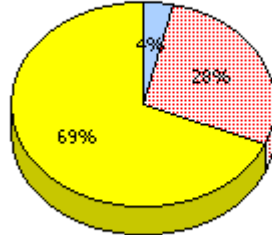
School data with 5 or fewer students withheld for reasons of confidentiality.

District

Province

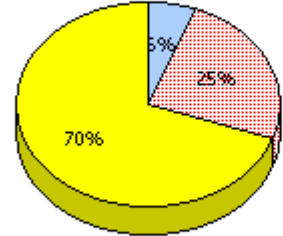
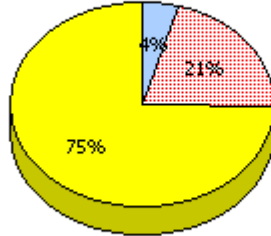
2011

Apr 30, 2011 (6)



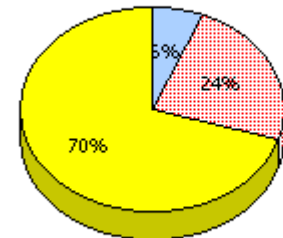
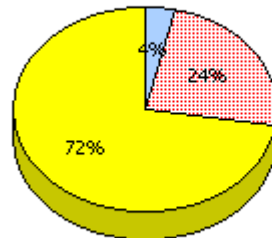
2010

AGR (12)



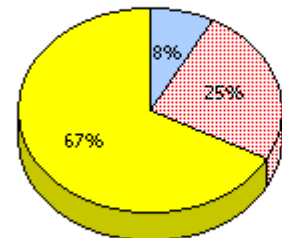
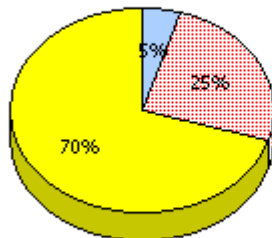
2009

AGR (13)



2008

AGR (23)



Unknown



Not Yet Meeting (1 or 2)



Meeting or Exceeding (3,4,5)

* In some cases, CRT numbers may exceed AGR numbers based on late enrolments. Pie chart is based on the number of students who wrote the CRT.

* French Immersion students not included

* Reading score is composite of Information and Poet.

District 2 - Western

School #: 388 Long Range Academy

Reading

School

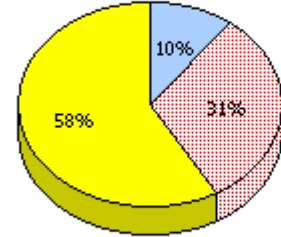
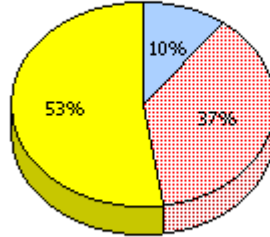
District

Province

School data with 5 or fewer students withheld for reasons of confidentiality.

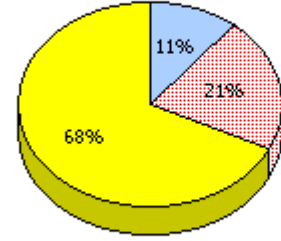
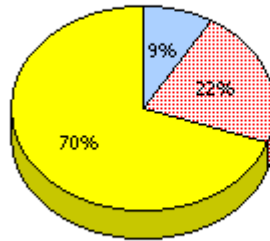
2011

Apr 30, 2011 (6)



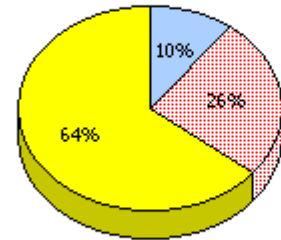
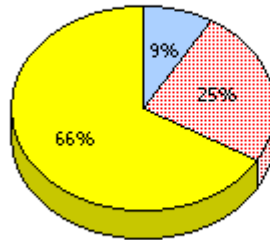
2010

AGR (12)



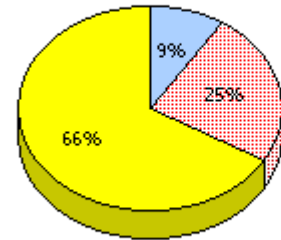
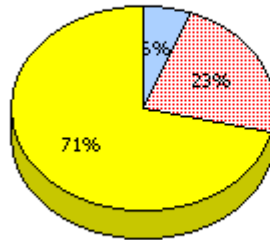
2009

AGR (13)



2008

AGR (23)



Unknown



Not Yet Meeting (1 or 2)



Meeting or Exceeding (3,4,5)

* In some cases, CRT numbers may exceed AGR numbers based on late enrolments. Pie chart is based on the number of students who wrote the CRT.

* French Immersion students not included

* Reading score is composite of Information and Poet.

District 2 - Western

School #: 388 Long Range Academy

Demand Writing

Percentage of students at level 3 or above (2008 - 2011)

School data with 5 or fewer students withheld for reasons of confidentiality.

 School  District  Province

Reading

Percentage of students at level 3 or above (2008 - 2011)

School data with 5 or fewer students withheld for reasons of confidentiality.

 School  District  Province

* In some cases, CRT numbers may exceed AGR numbers based on late enrolments. Pie chart is based on the number of students who wrote the CRT.

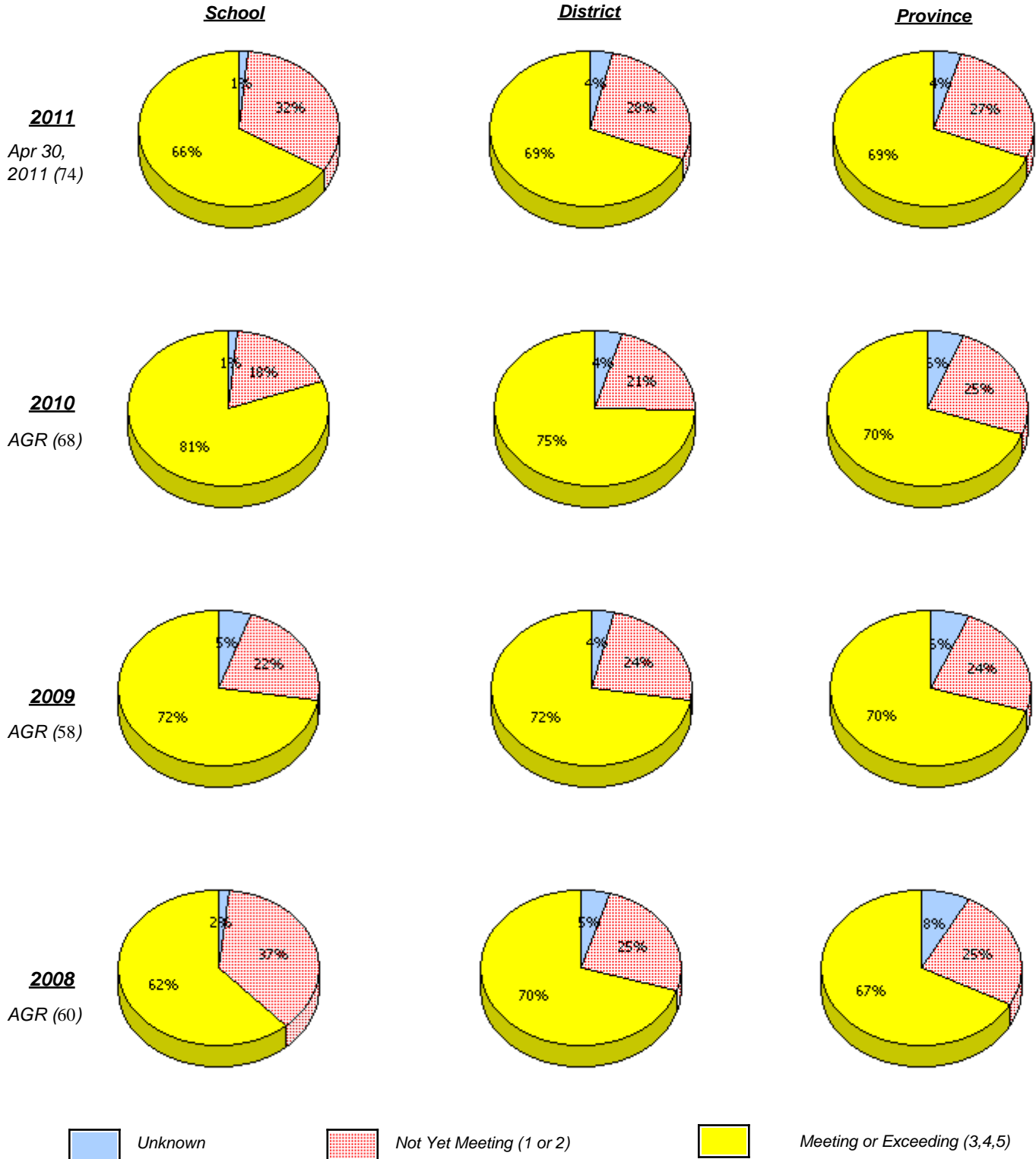
* French Immersion students not included

* Reading score is composite of Information and Poet.

District 2 - Western

School #: 389 Elwood Elementary

Demand Writing



* In some cases, CRT numbers may exceed AGR numbers based on late enrolments. Pie chart is based on the number of students who wrote the CRT.

* French Immersion students not included

* Reading score is composite of Information and Poet.

**Primary English Language Arts
4 Year Provincial Assessment, June 2011
School Report Rubrics
(average scores)**

District 2 - Western

School #: 389 Elwood Elementary

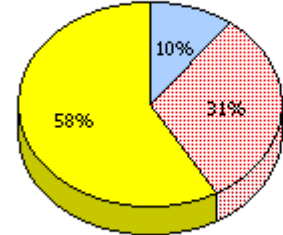
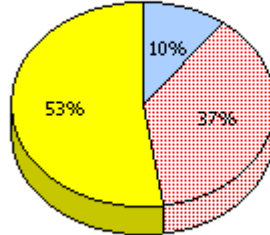
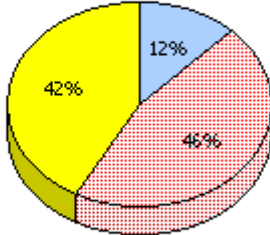
Reading

School

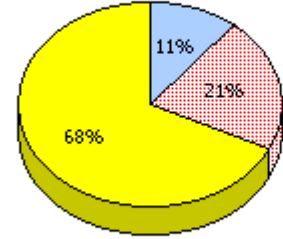
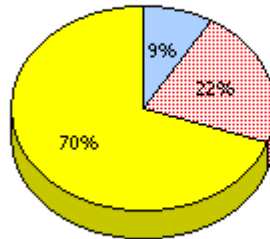
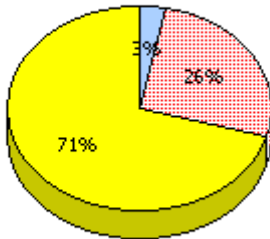
District

Province

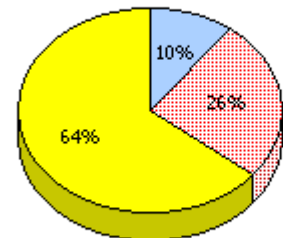
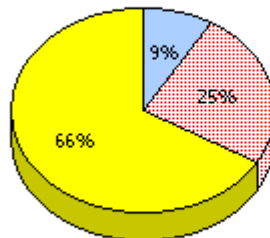
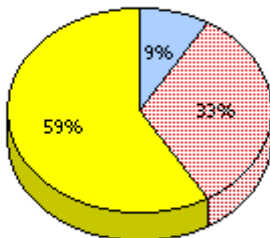
2011
Apr 30,
2011 (74)



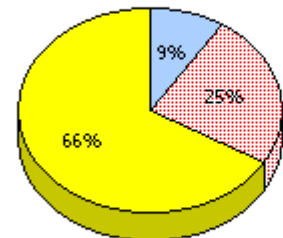
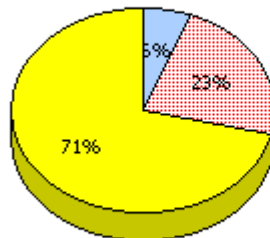
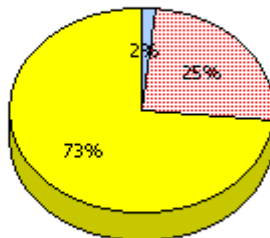
2010
AGR (68)



2009
AGR (58)



2008
AGR (60)



Unknown
 Not Yet Meeting (1 or 2)
 Meeting or Exceeding (3,4,5)

* In some cases, CRT numbers may exceed AGR numbers based on late enrolments. Pie chart is based on the number of students who wrote the CRT.

* French Immersion students not included

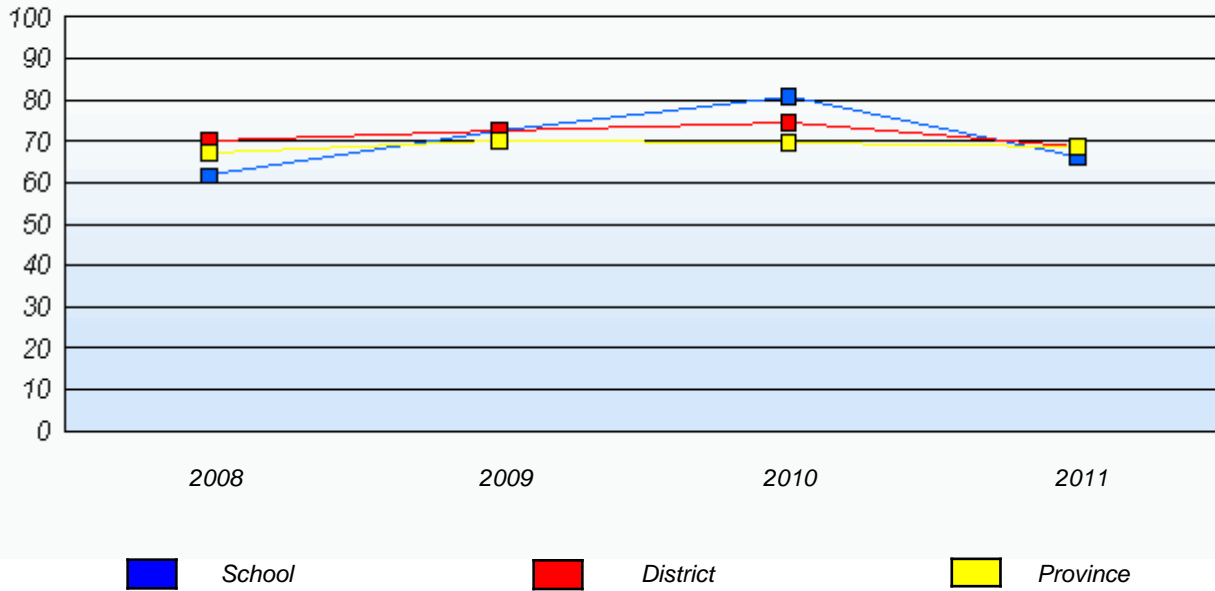
* Reading score is composite of Information and Poet.

District 2 - Western

School #: 389 Elwood Elementary

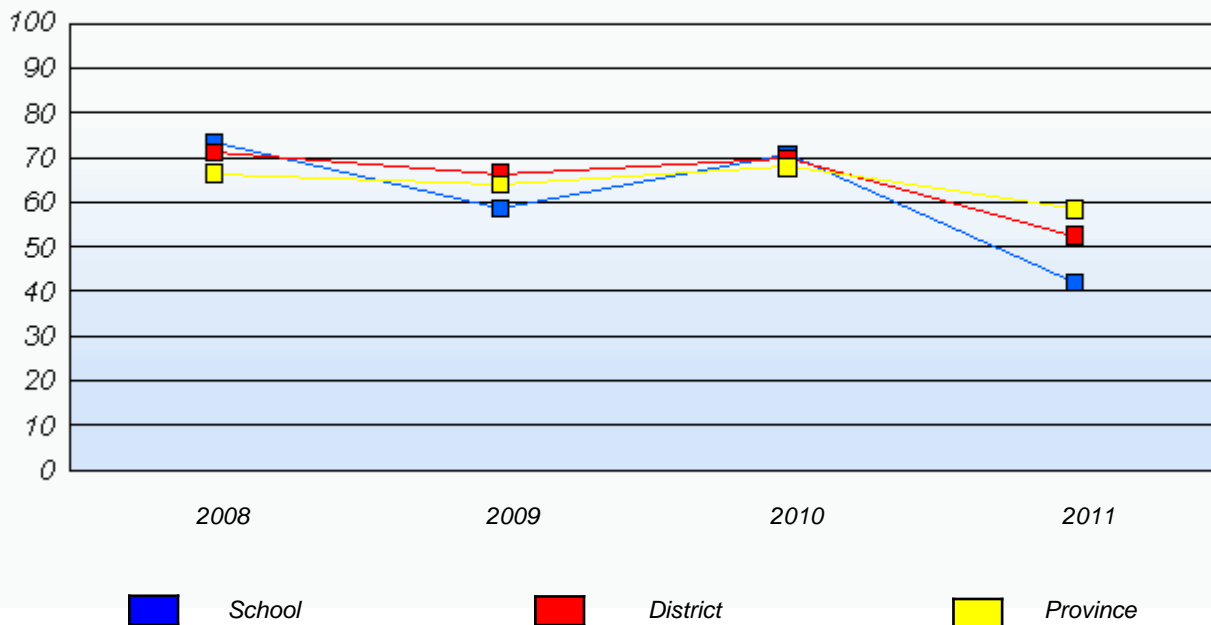
Demand Writing

Percentage of students at level 3 or above (2008 - 2011)



Reading

Percentage of students at level 3 or above (2008 - 2011)



* In some cases, CRT numbers may exceed AGR numbers based on late enrolments. Pie chart is based on the number of students who wrote the CRT.

* French Immersion students not included

* Reading score is composite of Information and Poet.

District 2 - Western

School #: 393 Bonne Bay Academy

Demand Writing

School

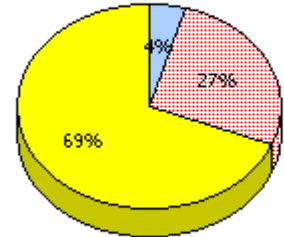
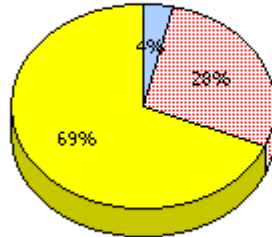
School data with 5 or fewer students withheld for reasons of confidentiality.

District

Province

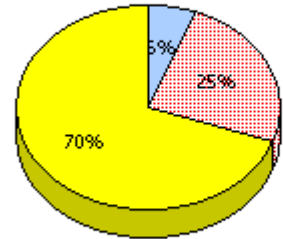
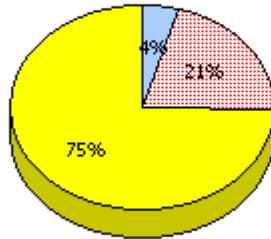
2011

Apr 30, 2011 (6)



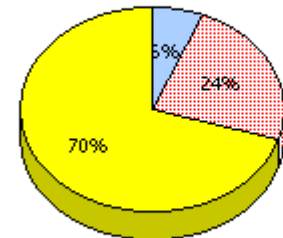
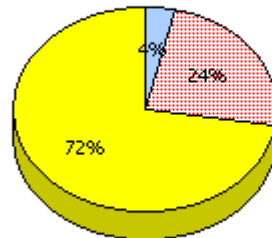
2010

AGR (2)



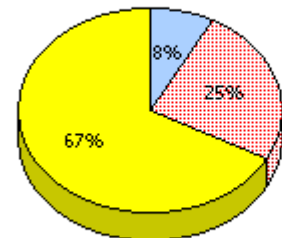
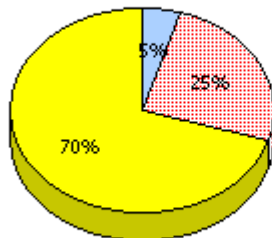
2009

AGR (6)



2008

AGR (4)



Unknown



Not Yet Meeting (1 or 2)



Meeting or Exceeding (3,4,5)

* In some cases, CRT numbers may exceed AGR numbers based on late enrolments. Pie chart is based on the number of students who wrote the CRT.

* French Immersion students not included

* Reading score is composite of Information and Poet.

District 2 - Western

School #: 393 Bonne Bay Academy

Reading

School

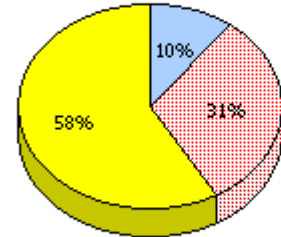
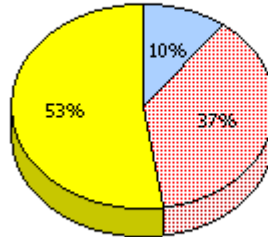
District

Province

School data with 5 or fewer students withheld for reasons of confidentiality.

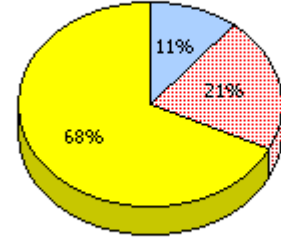
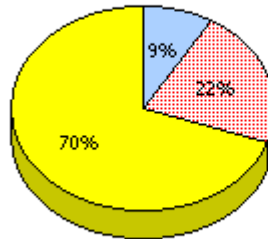
2011

Apr 30, 2011 (6)



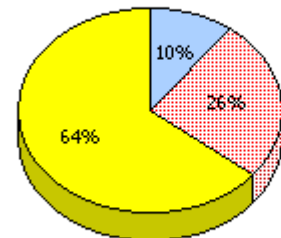
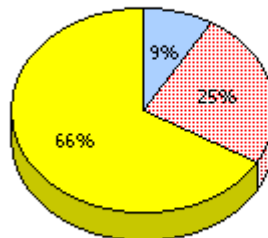
2010

AGR (2)



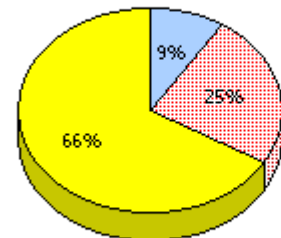
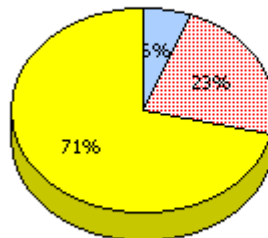
2009

AGR (6)



2008

AGR (4)



Unknown
 Not Yet Meeting (1 or 2)
 Meeting or Exceeding (3,4,5)

* In some cases, CRT numbers may exceed AGR numbers based on late enrolments. Pie chart is based on the number of students who wrote the CRT.

* French Immersion students not included

* Reading score is composite of Information and Poet.

District 2 - Western

School #: 393 Bonne Bay Academy

Demand Writing

Percentage of students at level 3 or above (2008 - 2011)

School data with 5 or fewer students withheld for reasons of confidentiality.

 School  District  Province

Reading

Percentage of students at level 3 or above (2008 - 2011)

School data with 5 or fewer students withheld for reasons of confidentiality.

 School  District  Province

* In some cases, CRT numbers may exceed AGR numbers based on late enrolments. Pie chart is based on the number of students who wrote the CRT.

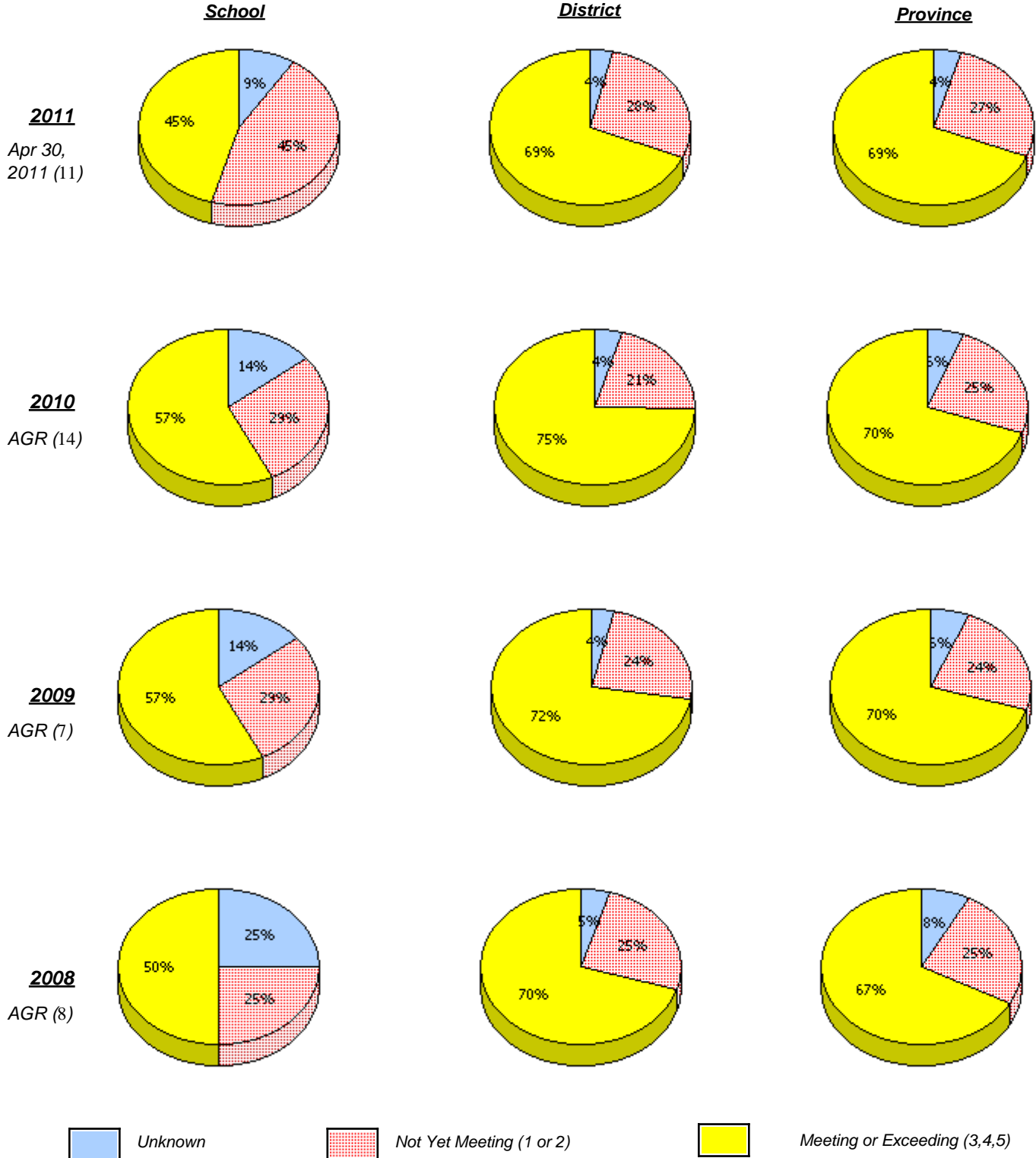
* French Immersion students not included

* Reading score is composite of Information and Poet.

District 2 - Western

School #: 394 E.A. Butler All Grade

Demand Writing



* In some cases, CRT numbers may exceed AGR numbers based on late enrolments. Pie chart is based on the number of students who wrote the CRT.

* French Immersion students not included

* Reading score is composite of Information and Poet.

District 2 - Western

School #: 394 E.A. Butler All Grade

Reading

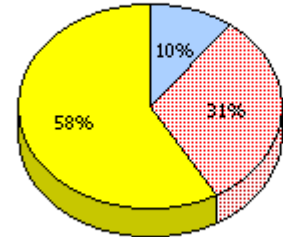
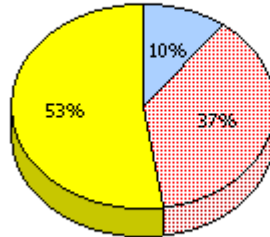
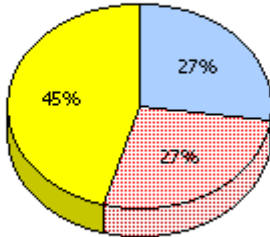
School

District

Province

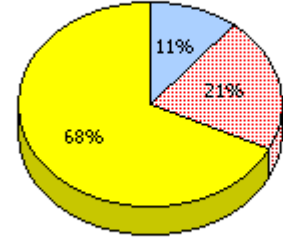
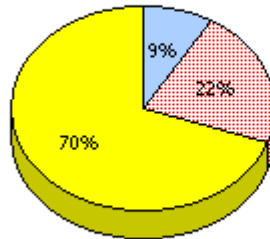
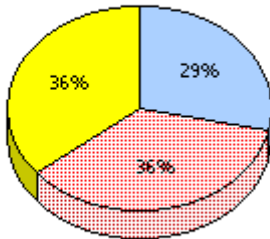
2011

Apr 30,
2011 (11)



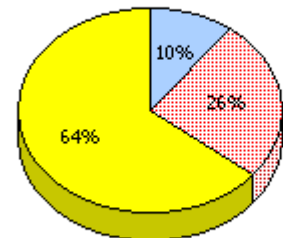
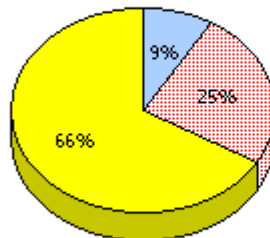
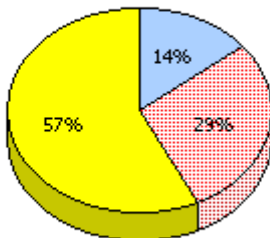
2010

AGR (14)



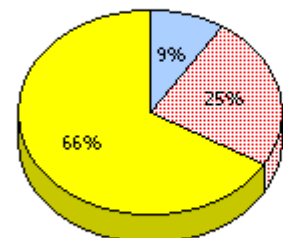
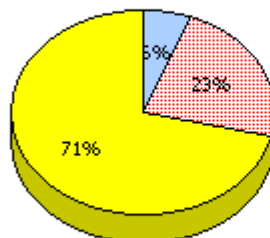
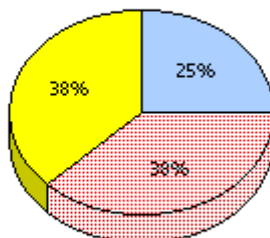
2009

AGR (7)



2008

AGR (8)



Unknown
 Not Yet Meeting (1 or 2)
 Meeting or Exceeding (3,4,5)

* In some cases, CRT numbers may exceed AGR numbers based on late enrolments. Pie chart is based on the number of students who wrote the CRT.

* French Immersion students not included

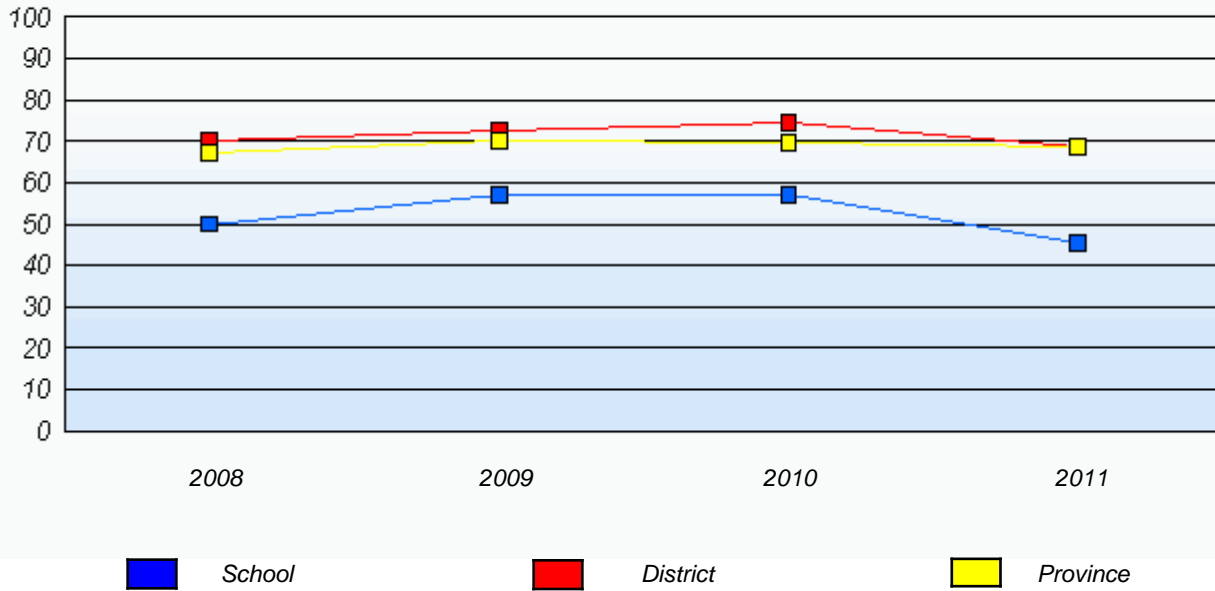
* Reading score is composite of Information and Poet.

District 2 - Western

School #: 394 E.A. Butler All Grade

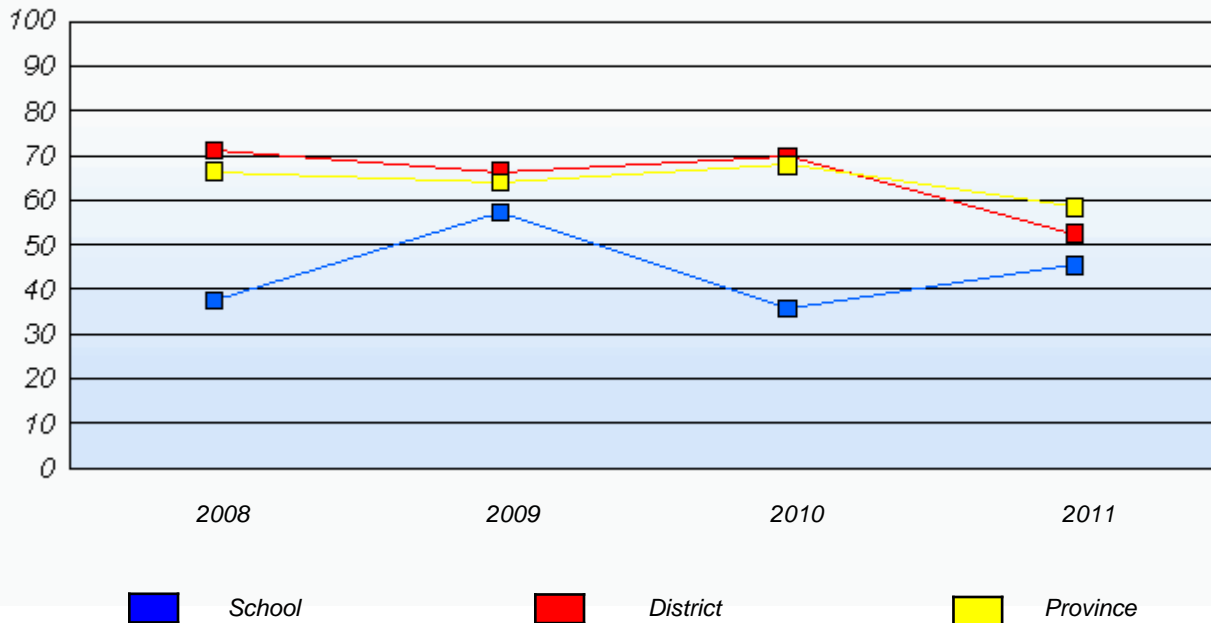
Demand Writing

Percentage of students at level 3 or above (2008 - 2011)



Reading

Percentage of students at level 3 or above (2008 - 2011)



* In some cases, CRT numbers may exceed AGR numbers based on late enrolments. Pie chart is based on the number of students who wrote the CRT.

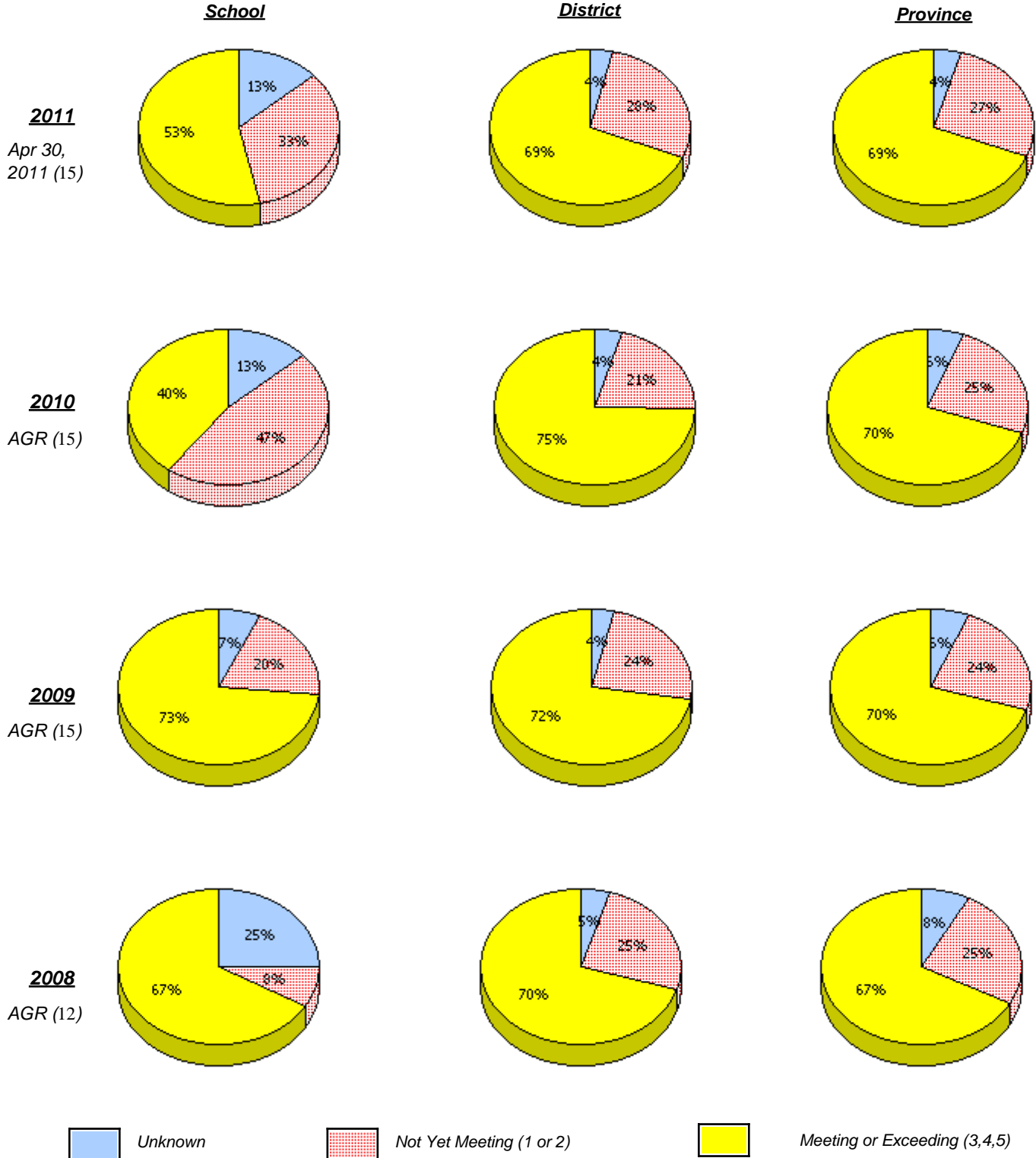
* French Immersion students not included

* Reading score is composite of Information and Poet.

District 2 - Western

School #: 397 Belanger Memorial School

Demand Writing



* In some cases, CRT numbers may exceed AGR numbers based on late enrolments. Pie chart is based on the number of students who wrote the CRT.

* French Immersion students not included

* Reading score is composite of Information and Poet.

District 2 - Western

School #: 397 Belanger Memorial School

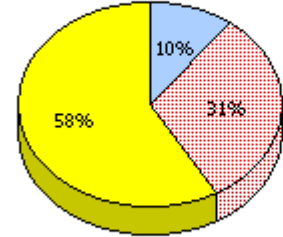
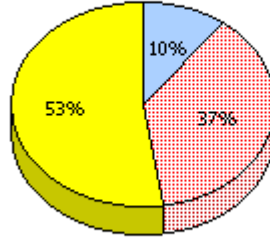
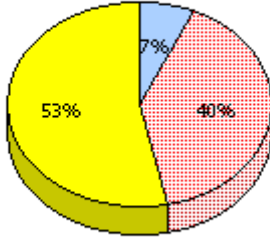
Reading

School

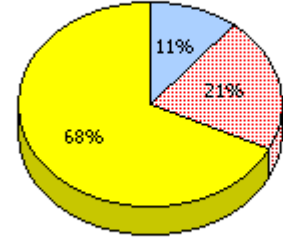
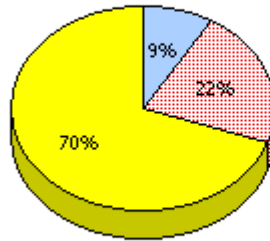
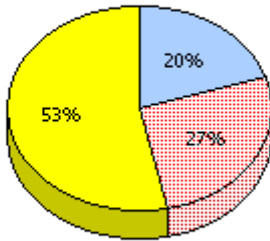
District

Province

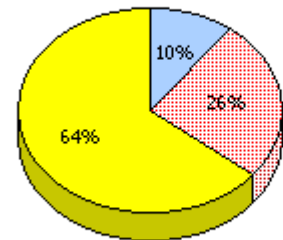
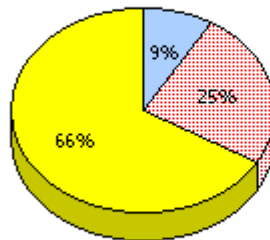
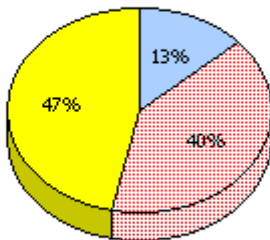
2011
Apr 30,
2011 (15)



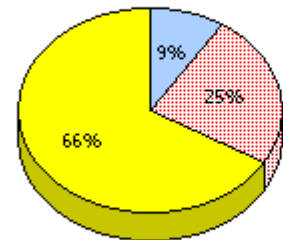
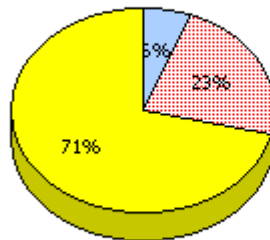
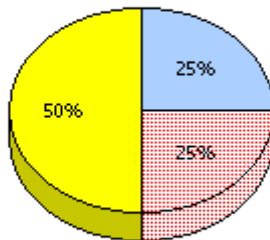
2010
AGR (15)



2009
AGR (15)



2008
AGR (12)



Unknown
 Not Yet Meeting (1 or 2)
 Meeting or Exceeding (3,4,5)

* In some cases, CRT numbers may exceed AGR numbers based on late enrolments. Pie chart is based on the number of students who wrote the CRT.

* French Immersion students not included

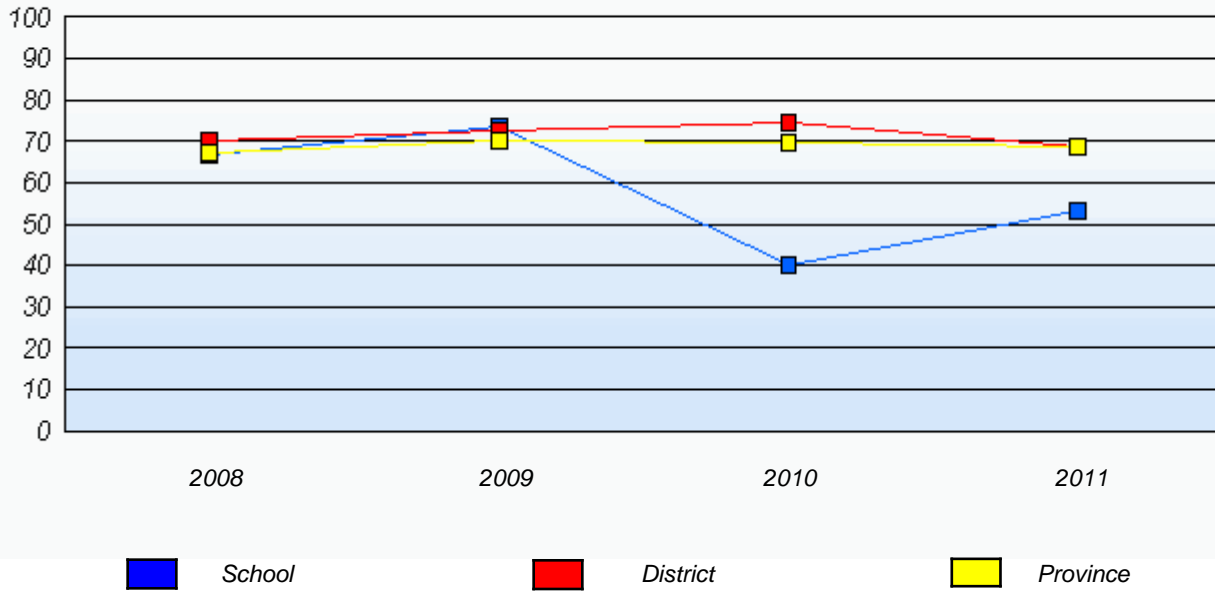
* Reading score is composite of Information and Poet.

District 2 - Western

School #: 397 Belanger Memorial School

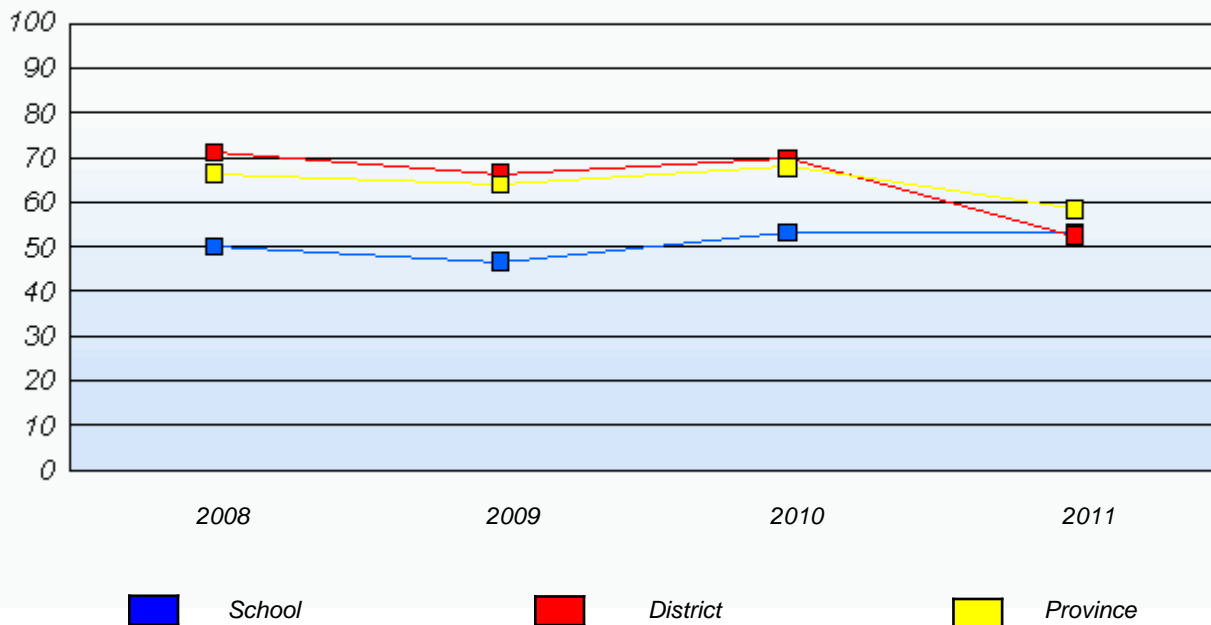
Demand Writing

Percentage of students at level 3 or above (2008 - 2011)



Reading

Percentage of students at level 3 or above (2008 - 2011)



* In some cases, CRT numbers may exceed AGR numbers based on late enrolments. Pie chart is based on the number of students who wrote the CRT.

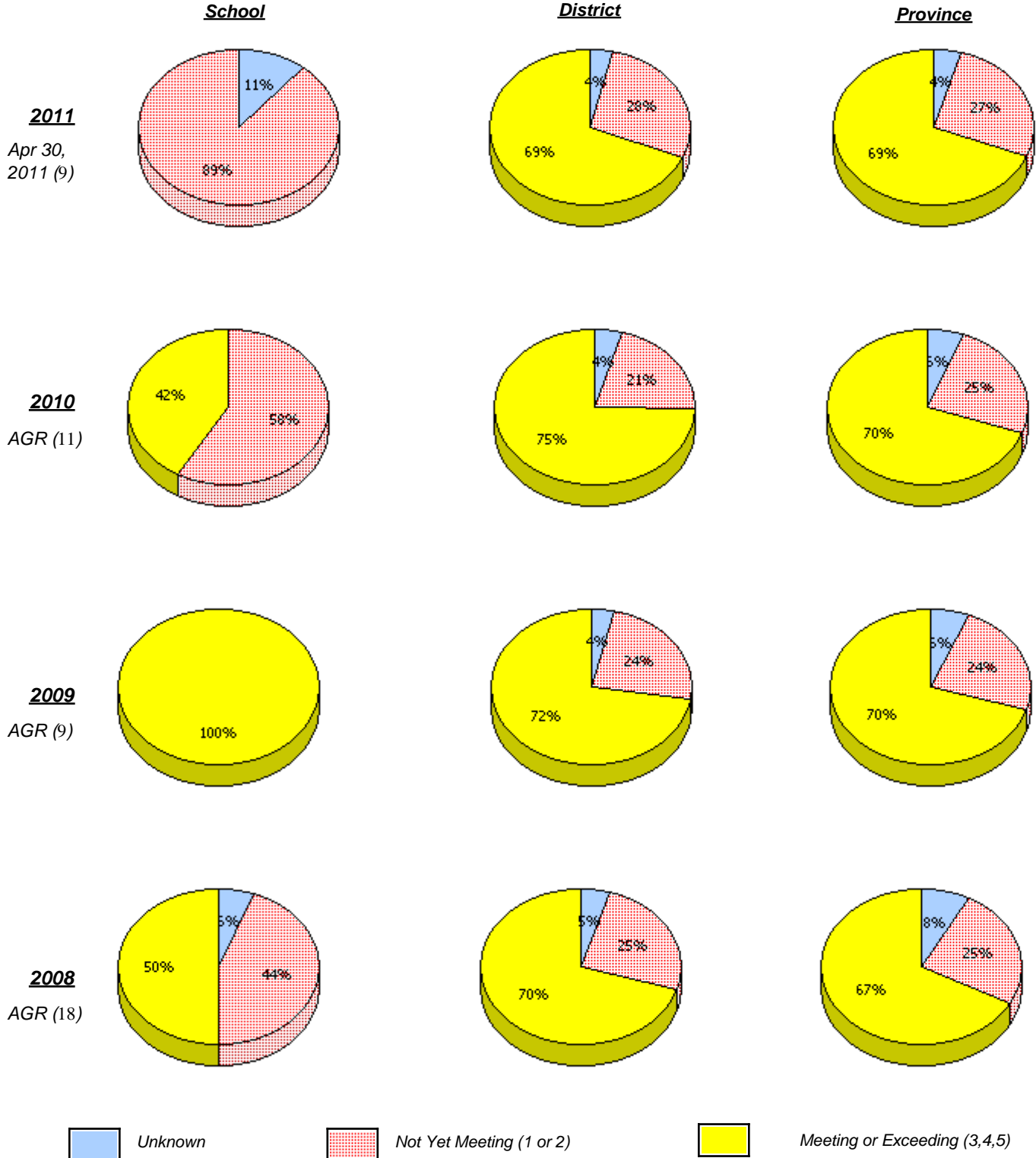
* French Immersion students not included

* Reading score is composite of Information and Poet.

District 2 - Western

School #: 474 Cloud River Academy

Demand Writing



* In some cases, CRT numbers may exceed AGR numbers based on late enrolments. Pie chart is based on the number of students who wrote the CRT.

* French Immersion students not included

* Reading score is composite of Information and Poet.

**Primary English Language Arts
4 Year Provincial Assessment, June 2011
School Report Rubrics
(average scores)**

District 2 - Western

School #: 474 Cloud River Academy

Reading

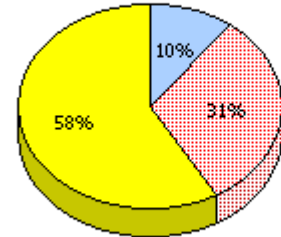
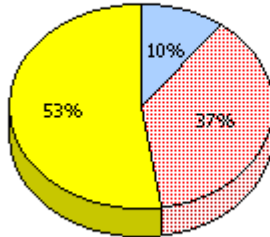
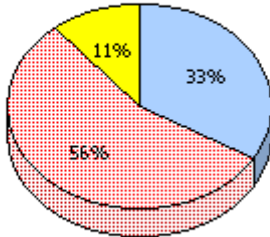
School

District

Province

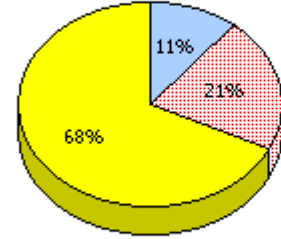
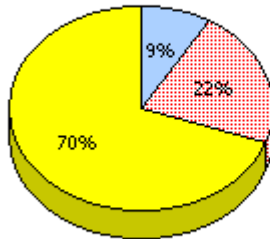
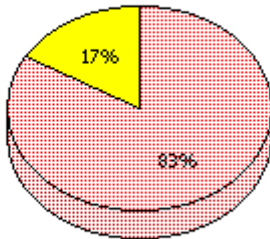
2011

Apr 30,
2011 (9)



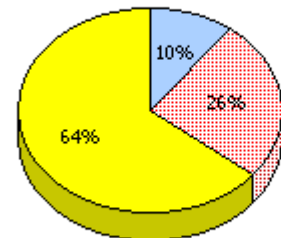
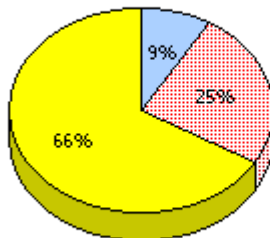
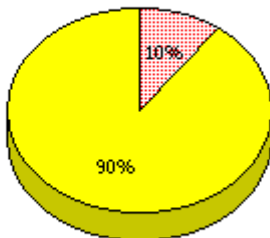
2010

AGR (11)



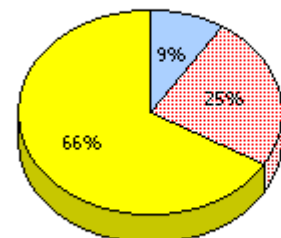
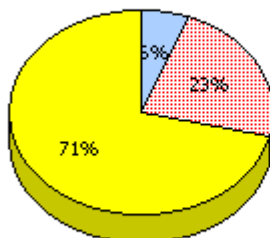
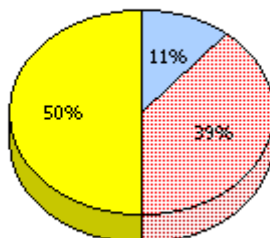
2009

AGR (9)



2008

AGR (18)



Unknown
 Not Yet Meeting (1 or 2)
 Meeting or Exceeding (3,4,5)

* In some cases, CRT numbers may exceed AGR numbers based on late enrolments. Pie chart is based on the number of students who wrote the CRT.

* French Immersion students not included

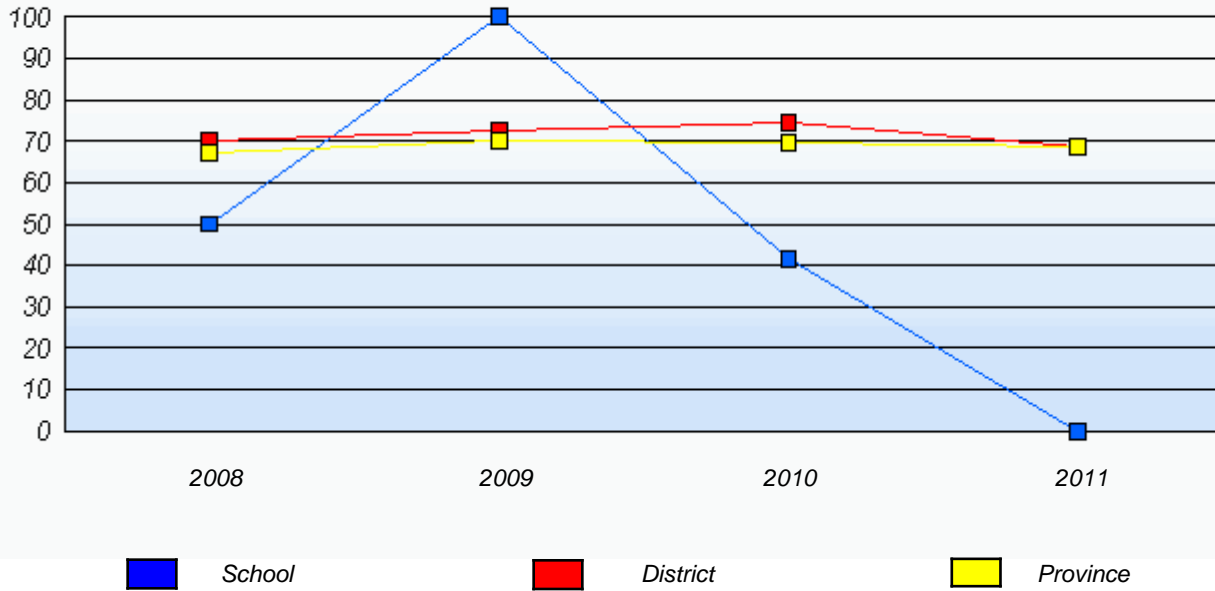
* Reading score is composite of Information and Poet.

District 2 - Western

School #: 474 Cloud River Academy

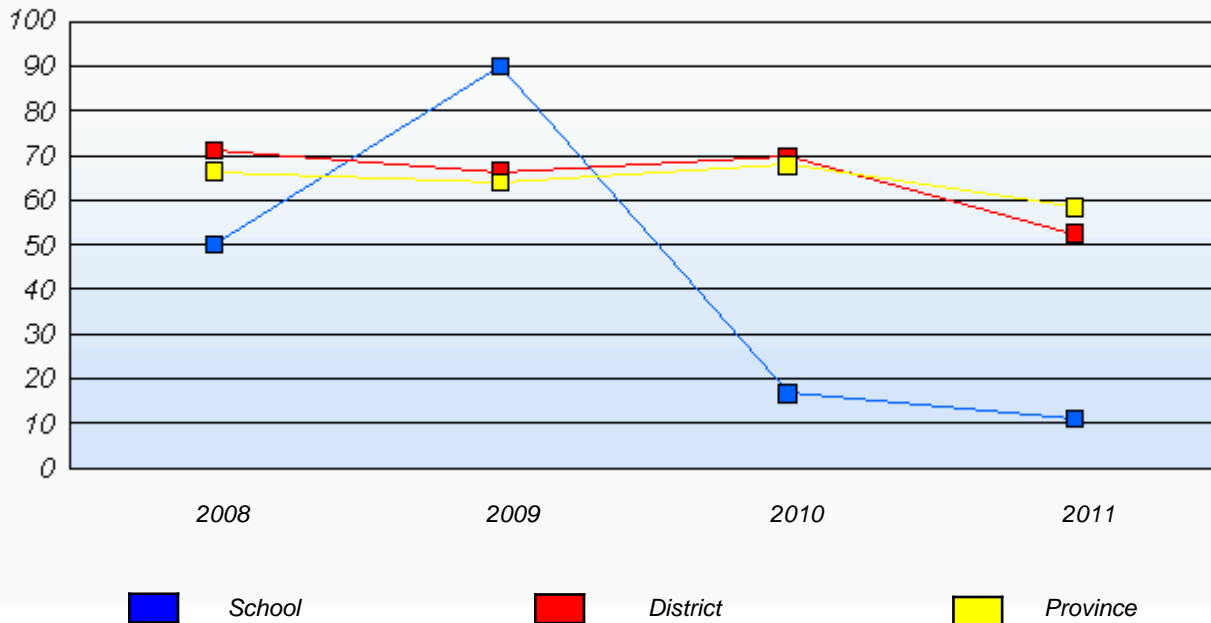
Demand Writing

Percentage of students at level 3 or above (2008 - 2011)



Reading

Percentage of students at level 3 or above (2008 - 2011)



* In some cases, CRT numbers may exceed AGR numbers based on late enrolments. Pie chart is based on the number of students who wrote the CRT.

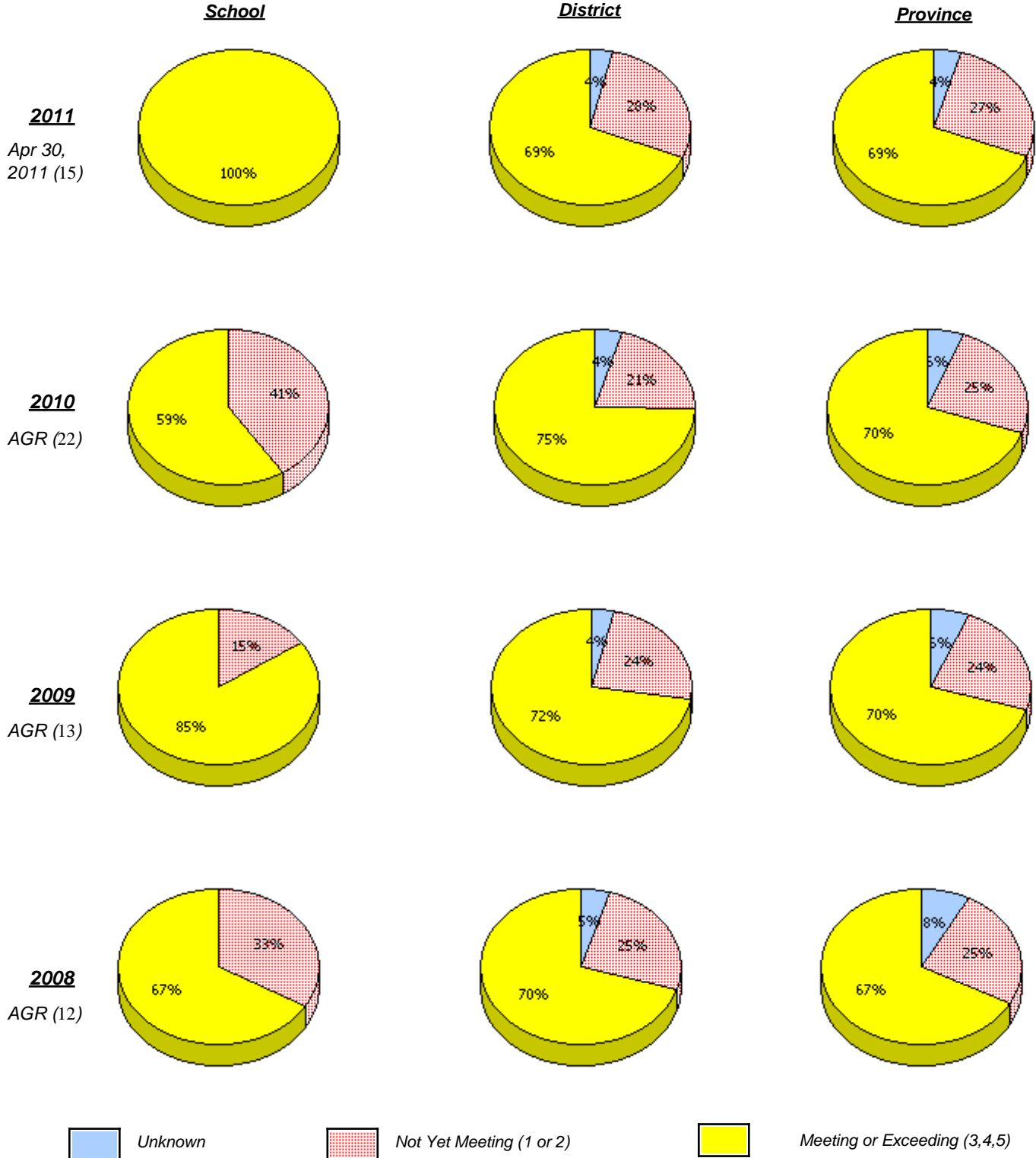
* French Immersion students not included

* Reading score is composite of Information and Poet.

District 2 - Western

School #: 475 Viking Trail Academy

Demand Writing



* In some cases, CRT numbers may exceed AGR numbers based on late enrolments. Pie chart is based on the number of students who wrote the CRT.

* French Immersion students not included

* Reading score is composite of Information and Poet.

District 2 - Western

School #: 475 Viking Trail Academy

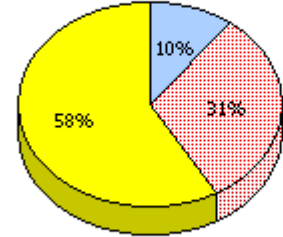
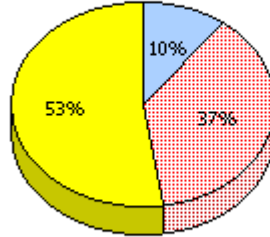
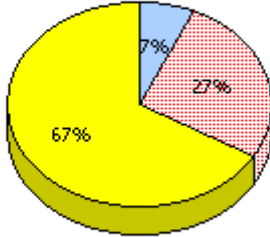
Reading

School

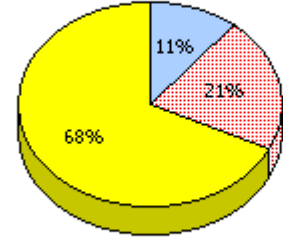
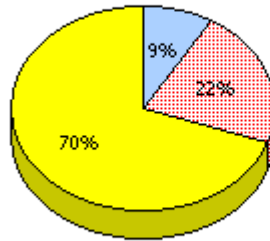
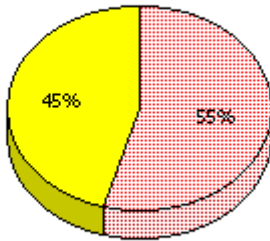
District

Province

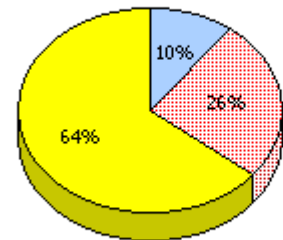
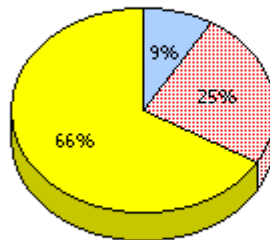
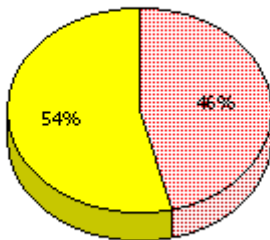
2011
Apr 30,
2011 (15)



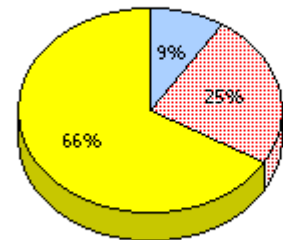
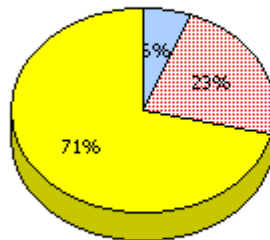
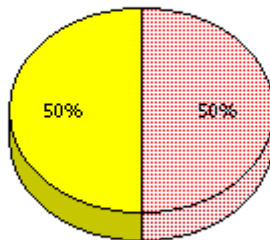
2010
AGR (22)



2009
AGR (13)



2008
AGR (12)



Unknown
 Not Yet Meeting (1 or 2)
 Meeting or Exceeding (3,4,5)

* In some cases, CRT numbers may exceed AGR numbers based on late enrolments. Pie chart is based on the number of students who wrote the CRT.

* French Immersion students not included

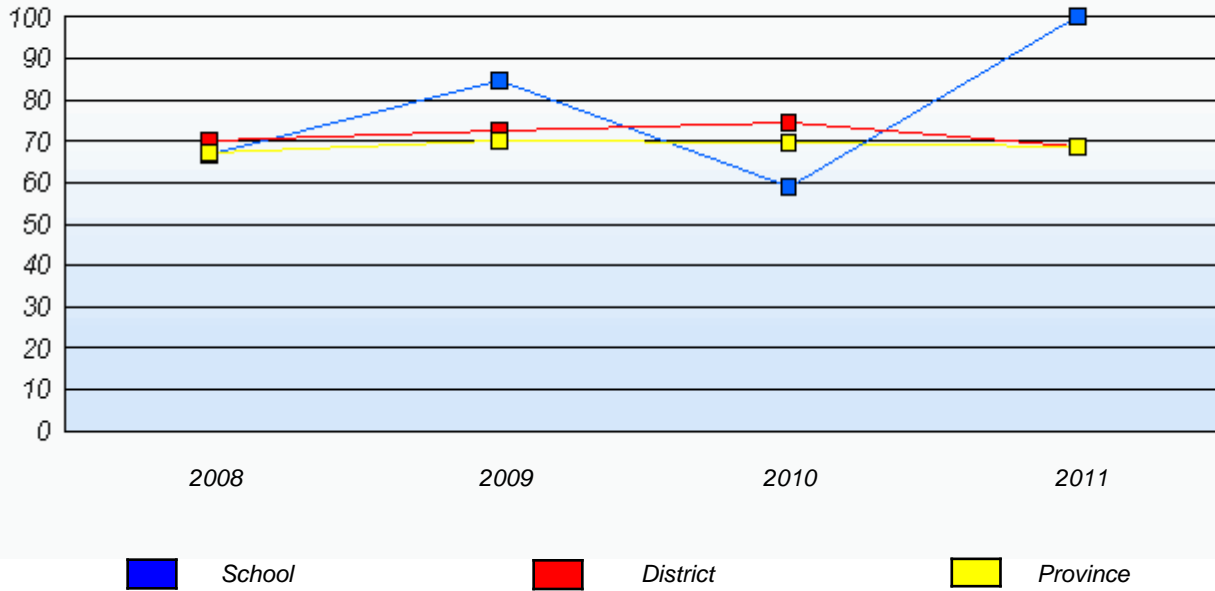
* Reading score is composite of Information and Poet.

District 2 - Western

School #: 475 Viking Trail Academy

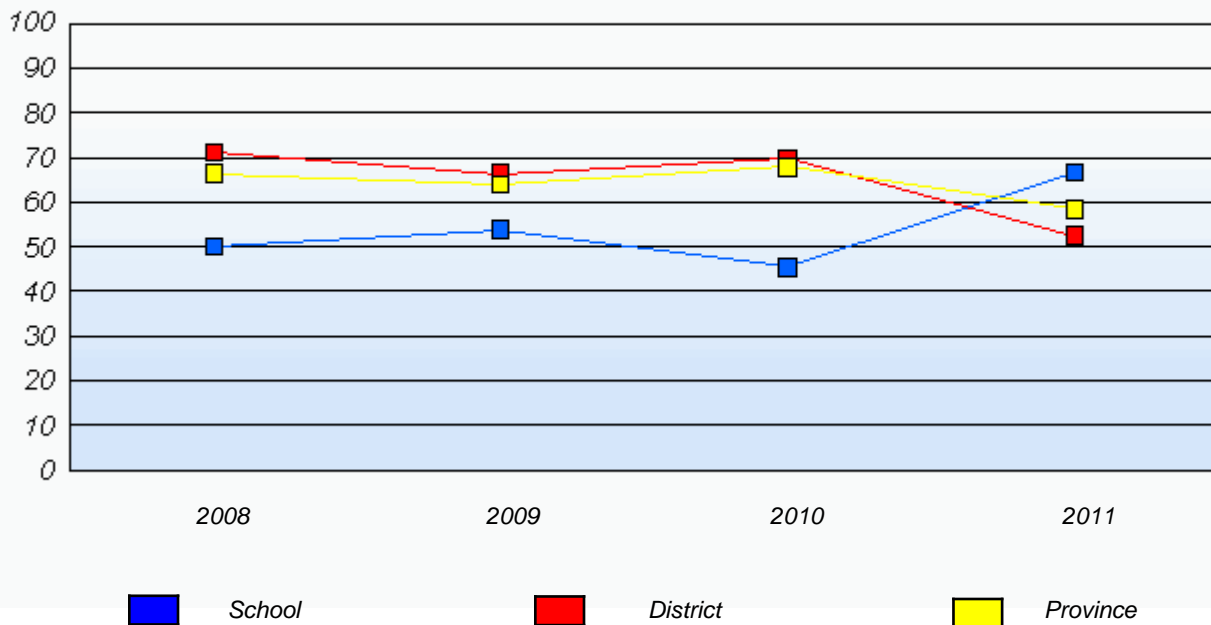
Demand Writing

Percentage of students at level 3 or above (2008 - 2011)



Reading

Percentage of students at level 3 or above (2008 - 2011)



* In some cases, CRT numbers may exceed AGR numbers based on late enrolments. Pie chart is based on the number of students who wrote the CRT.

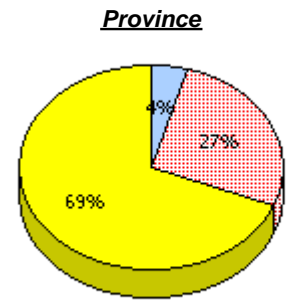
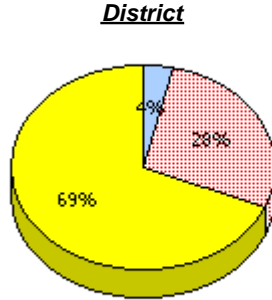
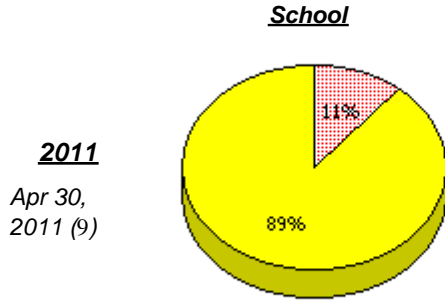
* French Immersion students not included

* Reading score is composite of Information and Poet.

District 2 - Western

School #: 487 Labrador Straits Academy

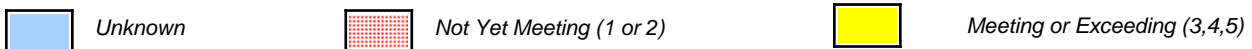
Demand Writing



2010
AGR (0)

2009
AGR (0)

2008
AGR (0)



* In some cases, CRT numbers may exceed AGR numbers based on late enrolments. Pie chart is based on the number of students who wrote the CRT.

* French Immersion students not included

* Reading score is composite of Information and Poet.

District 2 - Western

School #: 487 Labrador Straits Academy

Reading

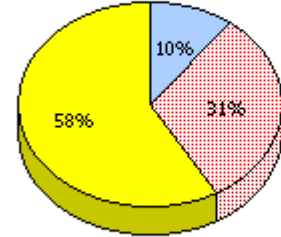
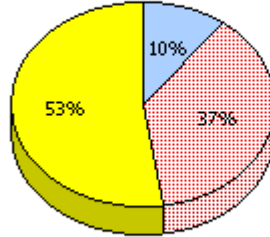
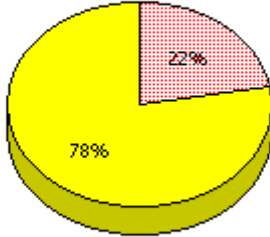
School

District

Province

2011

Apr 30,
2011 (9)



2010

AGR (0)

2009

AGR (0)

2008

AGR (0)



Unknown



Not Yet Meeting (1 or 2)



Meeting or Exceeding (3,4,5)

* In some cases, CRT numbers may exceed AGR numbers based on late enrolments. Pie chart is based on the number of students who wrote the CRT.

* French Immersion students not included

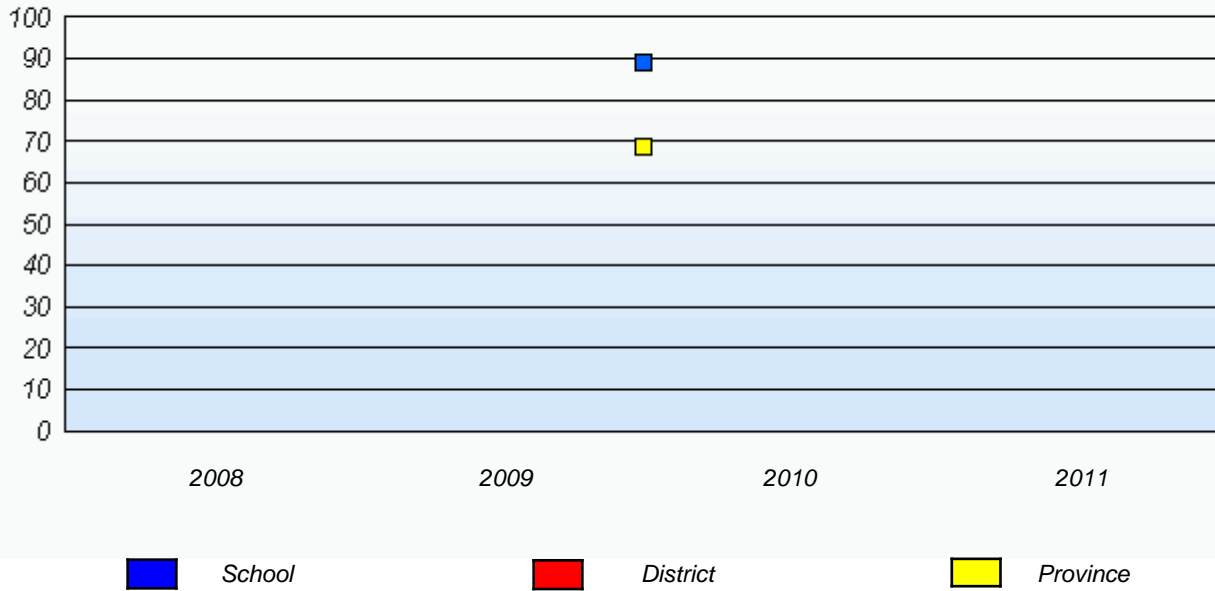
* Reading score is composite of Information and Poet.

District 2 - Western

School #: 487 Labrador Straits Academy

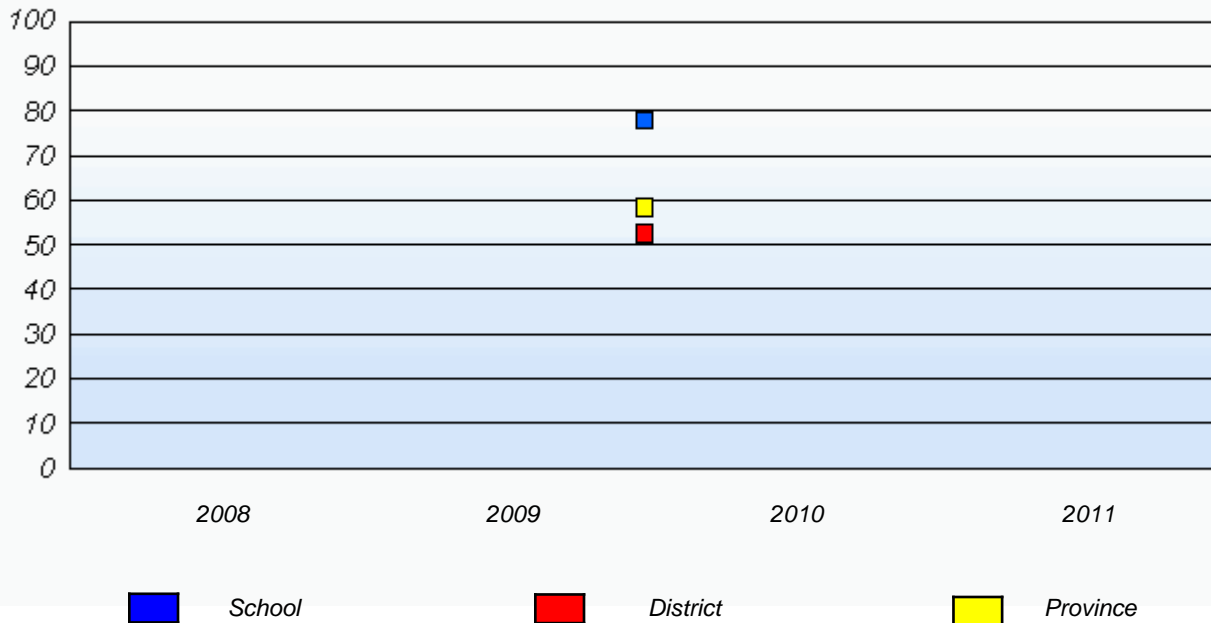
Demand Writing

Percentage of students at level 3 or above (2008 - 2011)



Reading

Percentage of students at level 3 or above (2008 - 2011)



* In some cases, CRT numbers may exceed AGR numbers based on late enrolments. Pie chart is based on the number of students who wrote the CRT.

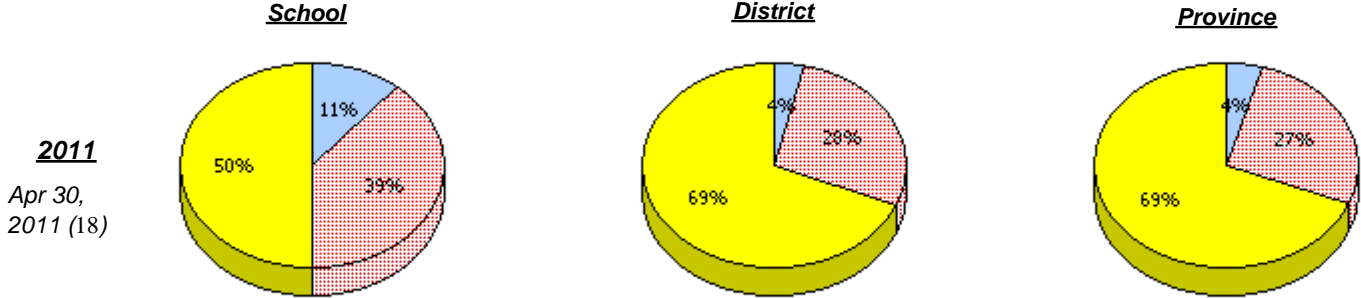
* French Immersion students not included

* Reading score is composite of Information and Poet.

District 2 - Western

School #: 488 French Shore Academy

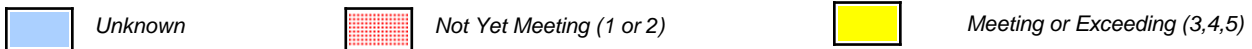
Demand Writing



2010
AGR (0)

2009
AGR (0)

2008
AGR (0)



* In some cases, CRT numbers may exceed AGR numbers based on late enrolments. Pie chart is based on the number of students who wrote the CRT.

* French Immersion students not included

* Reading score is composite of Information and Poet.

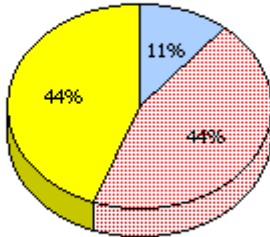
District 2 - Western

School #: 488 French Shore Academy

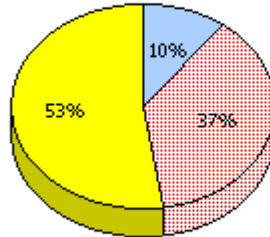
Reading

School

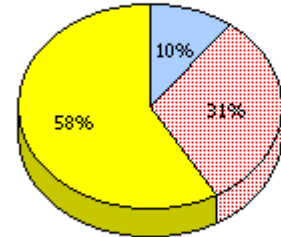
2011
Apr 30,
2011 (18)



District



Province



2010

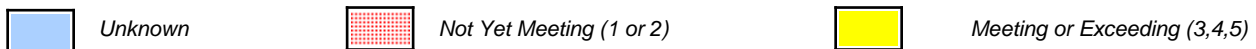
AGR (0)

2009

AGR (0)

2008

AGR (0)



* In some cases, CRT numbers may exceed AGR numbers based on late enrolments. Pie chart is based on the number of students who wrote the CRT.

* French Immersion students not included

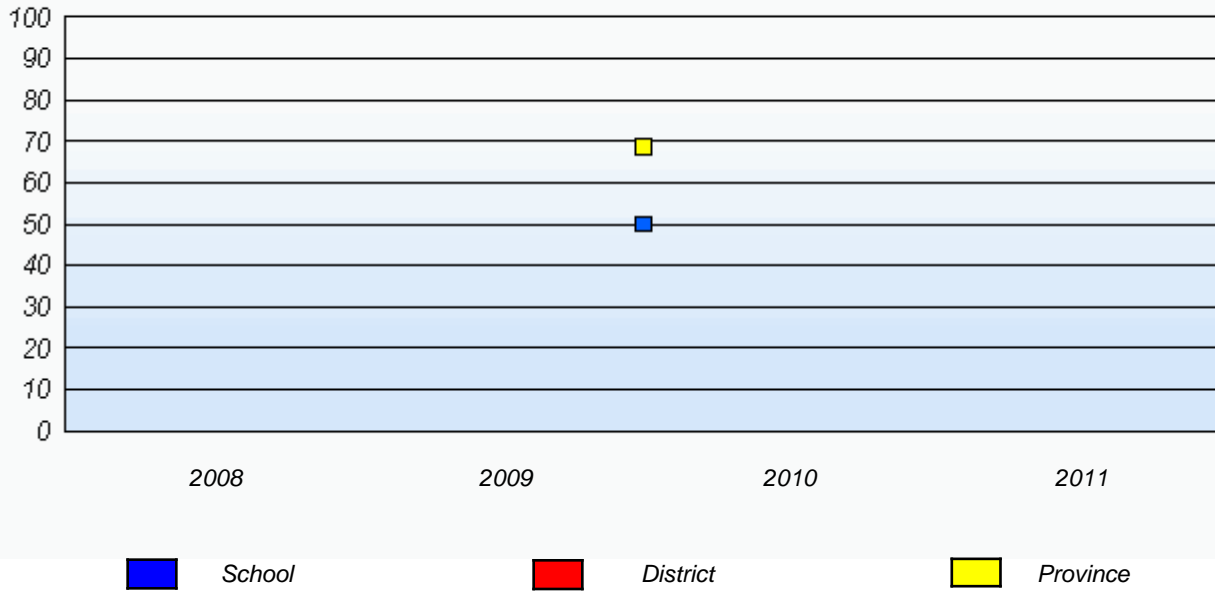
* Reading score is composite of Information and Poet.

District 2 - Western

School #: 488 French Shore Academy

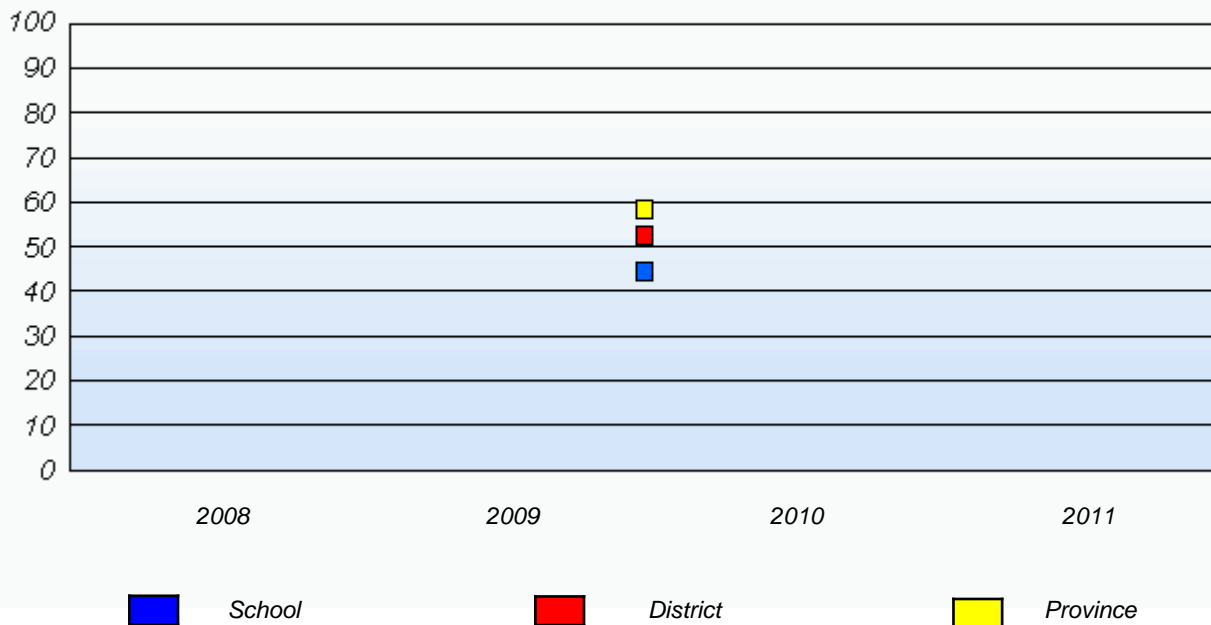
Demand Writing

Percentage of students at level 3 or above (2008 - 2011)



Reading

Percentage of students at level 3 or above (2008 - 2011)



* In some cases, CRT numbers may exceed AGR numbers based on late enrolments. Pie chart is based on the number of students who wrote the CRT.

* French Immersion students not included

* Reading score is composite of Information and Poet.