

District 1 - Labrador

School #: 002     Henry Gordon Academy

***Demand Writing***

***School***

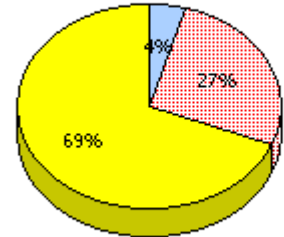
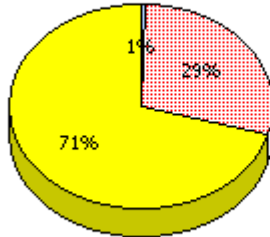
***District***

***Province***

School data with 5 or fewer students withheld for reasons of confidentiality.

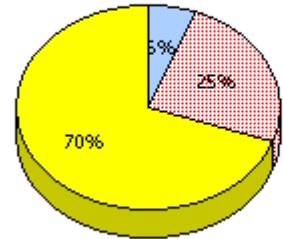
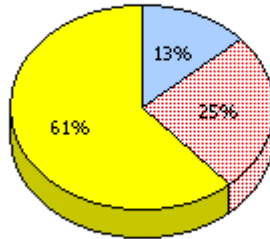
**2011**

Apr 30,  
2011 (5)



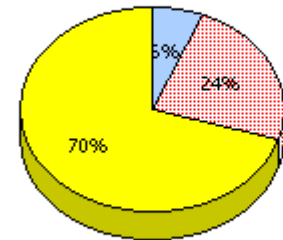
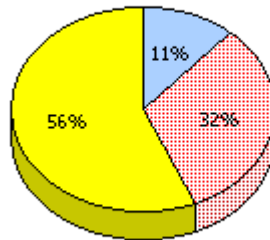
**2010**

AGR (4)



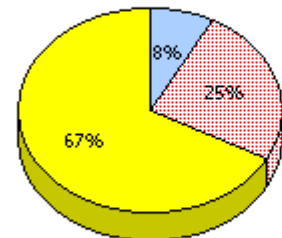
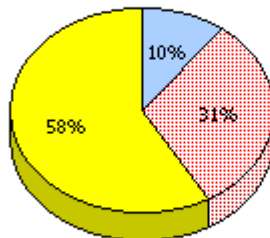
**2009**

AGR (6)



**2008**

AGR (9)



Unknown

Not Yet Meeting (1 or 2)

Meeting or Exceeding (3,4,5)

\* In some cases, CRT numbers may exceed AGR numbers based on late enrolments. Pie chart is based on the number of students who wrote the CRT.

\* French Immersion students not included

\* Reading score is composite of Information and Poet.

District 1 - Labrador

School #: 002 Henry Gordon Academy

**Reading**

**School**

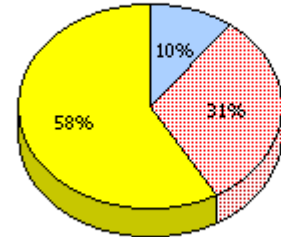
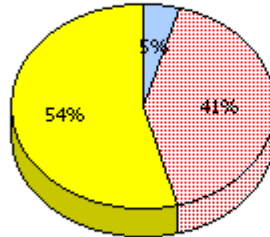
**District**

**Province**

School data with 5 or fewer students withheld for reasons of confidentiality.

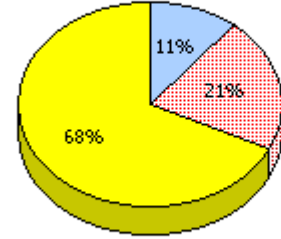
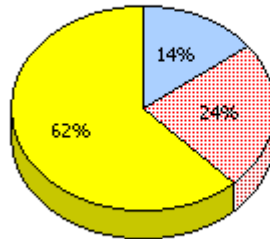
**2011**

Apr 30, 2011 (5)



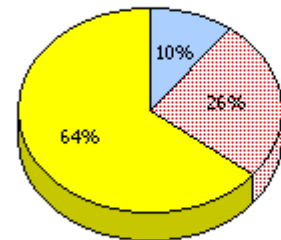
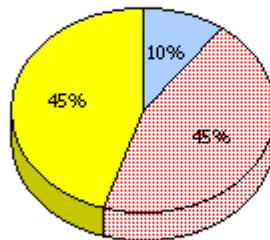
**2010**

AGR (4)



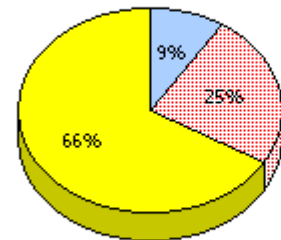
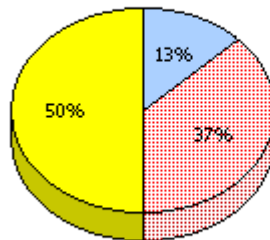
**2009**

AGR (6)



**2008**

AGR (9)



Unknown
  Not Yet Meeting (1 or 2)
  Meeting or Exceeding (3,4,5)

\* In some cases, CRT numbers may exceed AGR numbers based on late enrolments. Pie chart is based on the number of students who wrote the CRT.

\* French Immersion students not included

\* Reading score is composite of Information and Poet.


District 1 - Labrador

School #: 002 Henry Gordon Academy

**Demand Writing**

Percentage of students at level 3 or above (2008 - 2011)

School data with 5 or fewer students withheld for reasons of confidentiality.

 School


 District


 Province

**Reading**

Percentage of students at level 3 or above (2008 - 2011)

School data with 5 or fewer students withheld for reasons of confidentiality.

 School

 District

 Province

\* In some cases, CRT numbers may exceed AGR numbers based on late enrolments. Pie chart is based on the number of students who wrote the CRT.

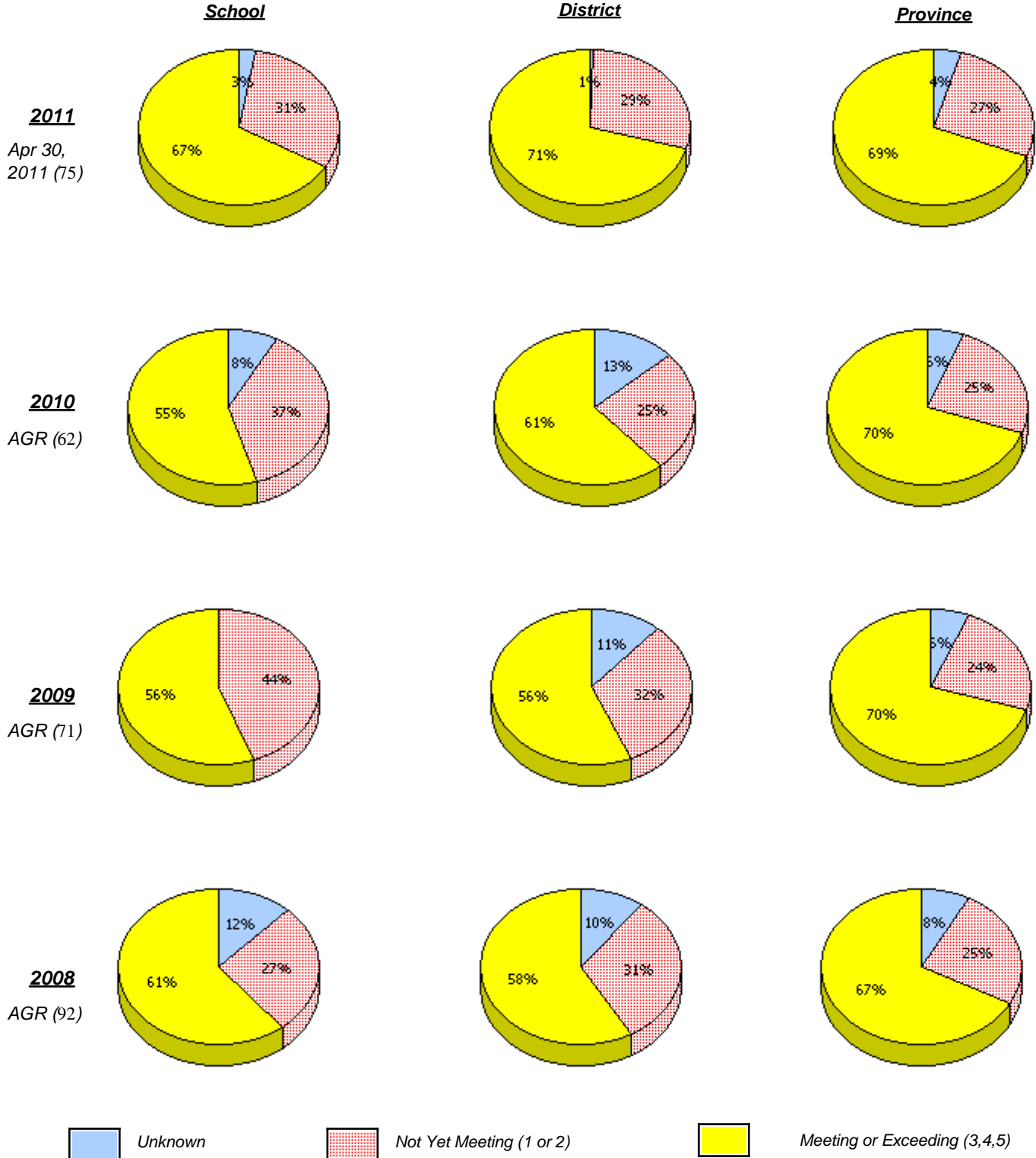
\* French Immersion students not included

\* Reading score is composite of Information and Poet.

District 1 - Labrador

School #: 005 Peacock Primary School

***Demand Writing***



\* In some cases, CRT numbers may exceed AGR numbers based on late enrolments. Pie chart is based on the number of students who wrote the CRT.

\* French Immersion students not included

\* Reading score is composite of Information and Poet.

**Primary English Language Arts  
4 Year Provincial Assessment, June 2011  
School Report Rubrics  
(average scores)**

District 1 - Labrador

School #: 005 Peacock Primary School

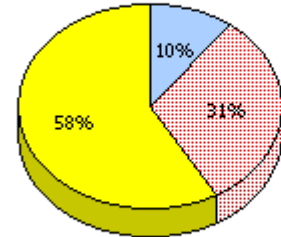
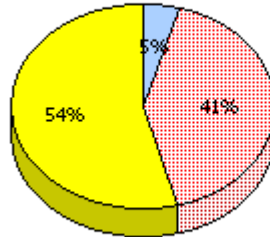
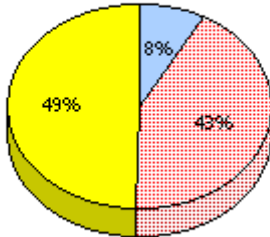
**Reading**

**School**

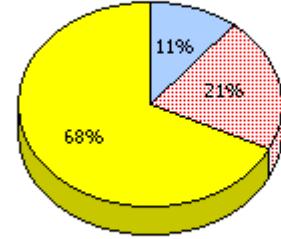
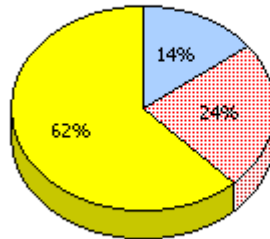
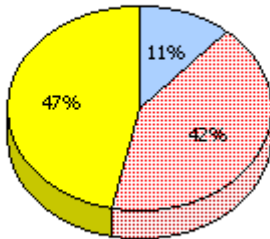
**District**

**Province**

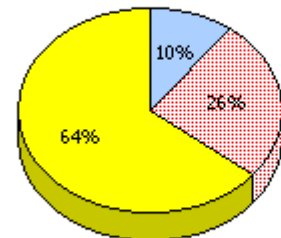
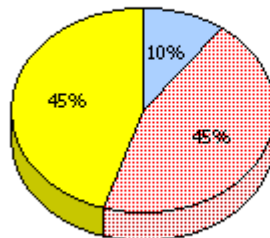
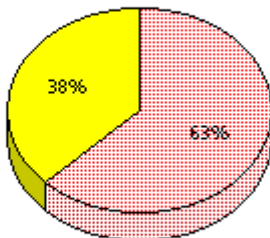
**2011**  
Apr 30,  
2011 (75)



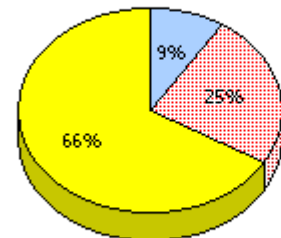
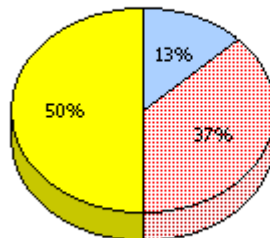
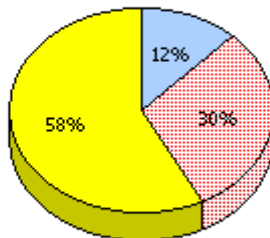
**2010**  
AGR (62)



**2009**  
AGR (71)



**2008**  
AGR (92)



Unknown
  Not Yet Meeting (1 or 2)
  Meeting or Exceeding (3,4,5)

\* In some cases, CRT numbers may exceed AGR numbers based on late enrolments. Pie chart is based on the number of students who wrote the CRT.

\* French Immersion students not included

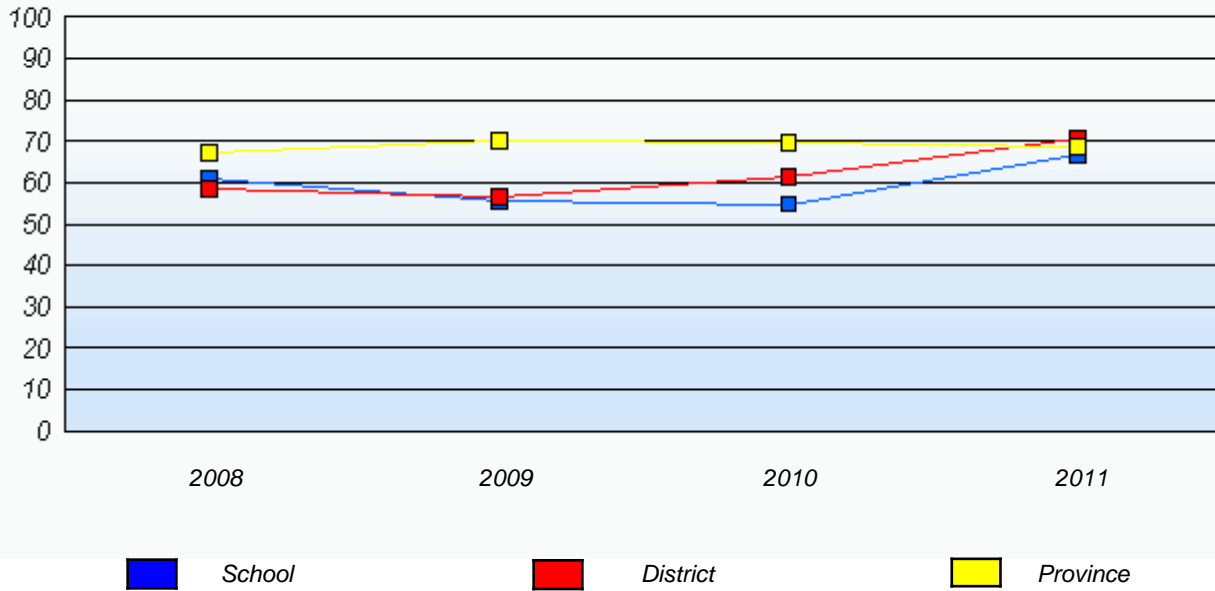
\* Reading score is composite of Information and Poet.

District 1 - Labrador

School #: 005 Peacock Primary School

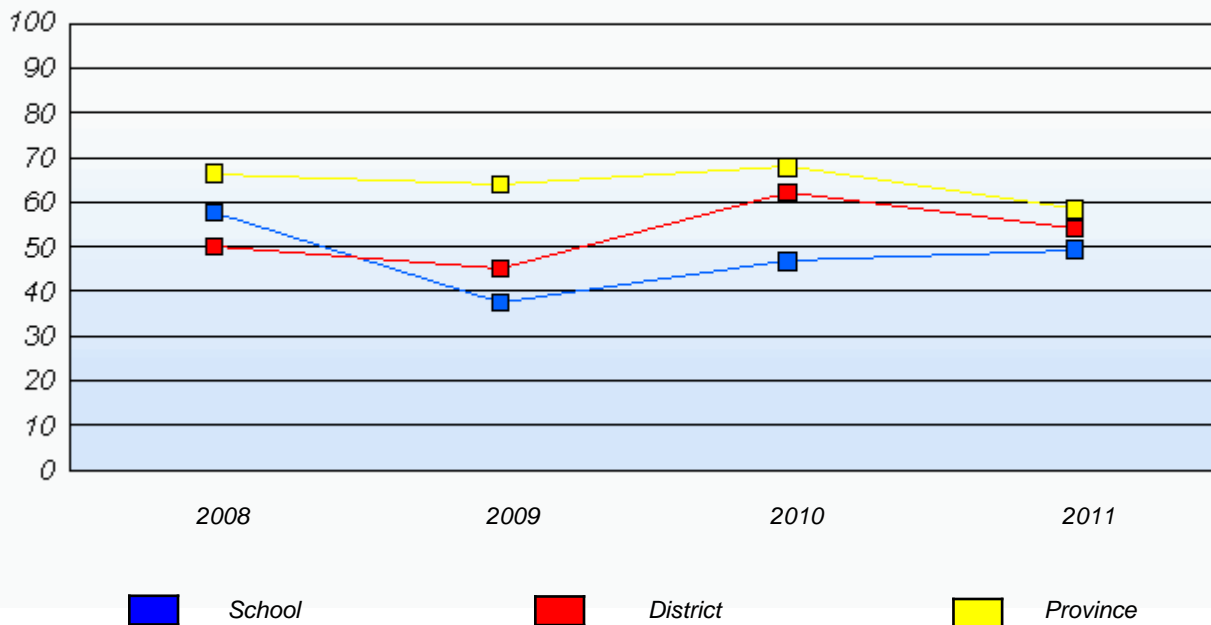
**Demand Writing**

*Percentage of students at level 3 or above (2008 - 2011)*



**Reading**

*Percentage of students at level 3 or above (2008 - 2011)*



\* In some cases, CRT numbers may exceed AGR numbers based on late enrolments. Pie chart is based on the number of students who wrote the CRT.

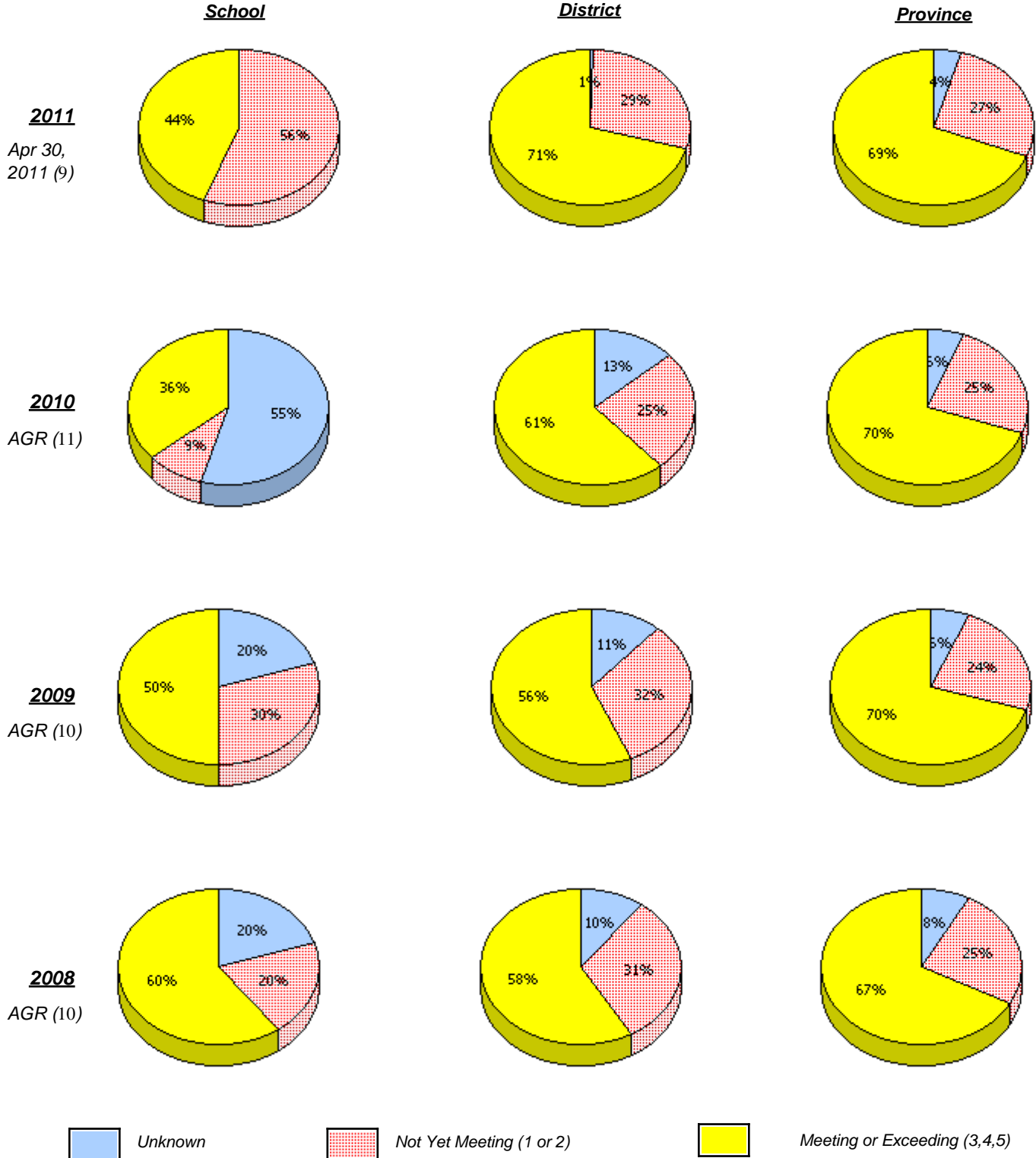
\* French Immersion students not included

\* Reading score is composite of Information and Poet.

District 1 - Labrador

School #: 007      Amos Comenius Memorial School

***Demand Writing***



\* In some cases, CRT numbers may exceed AGR numbers based on late enrolments. Pie chart is based on the number of students who wrote the CRT.

\* French Immersion students not included

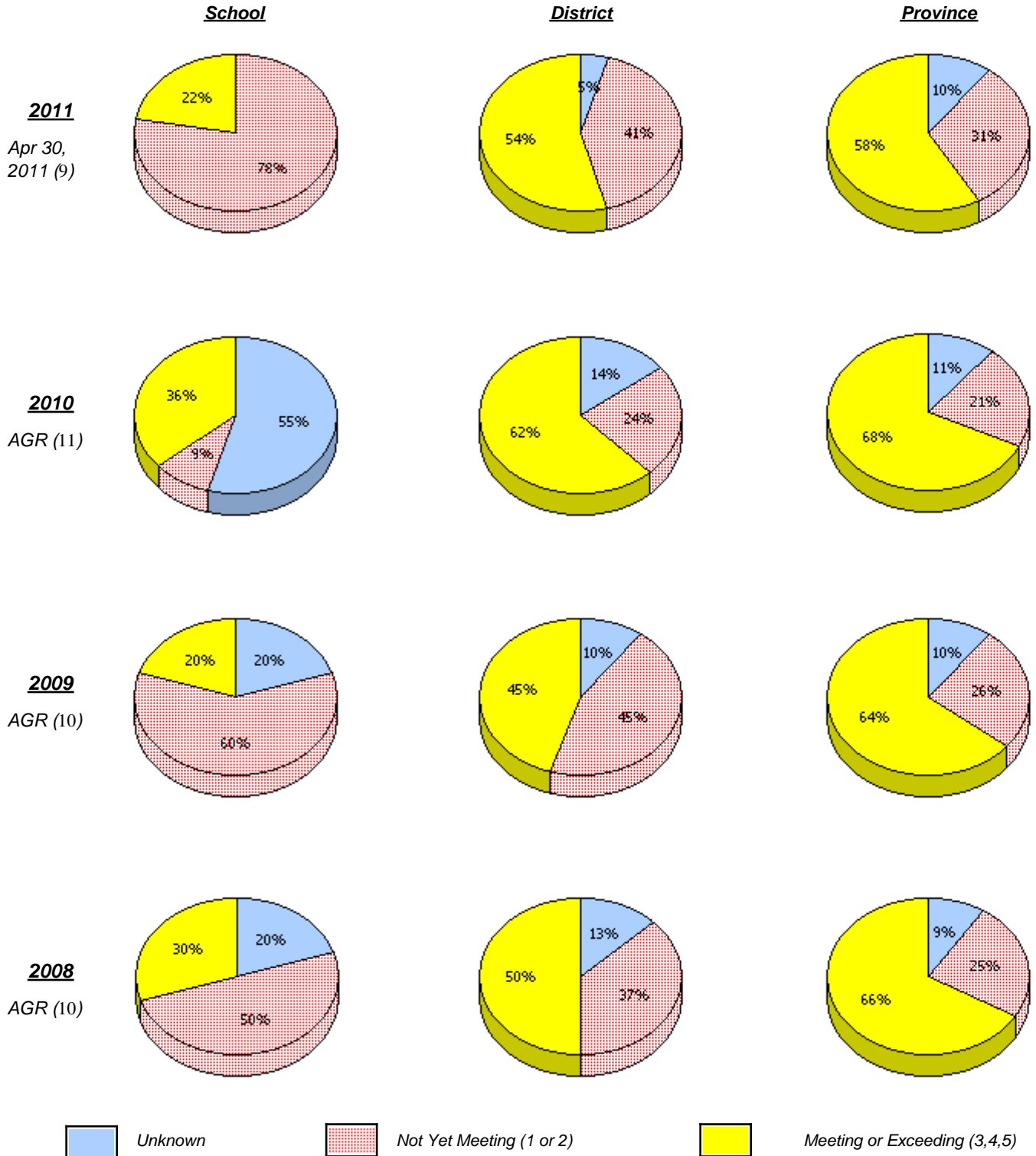
\* Reading score is composite of Information and Poet.

**Primary English Language Arts  
4 Year Provincial Assessment, June 2011  
School Report Rubrics  
(average scores)**

District 1 - Labrador

School #: 007      Amos Comenius Memorial School

**Reading**



\* In some cases, CRT numbers may exceed AGR numbers based on late enrolments. Pie chart is based on the number of students who wrote the CRT.

\* French Immersion students not included

\* Reading score is composite of Information and Poet.

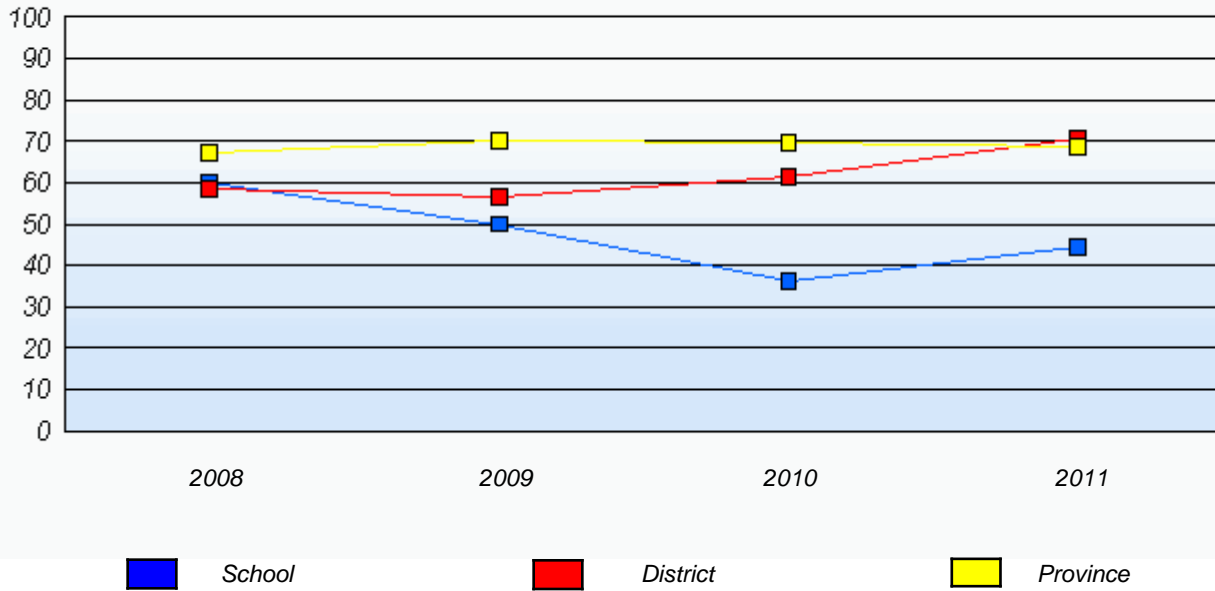


District 1 - Labrador

School #: 007      Amos Comenius Memorial School

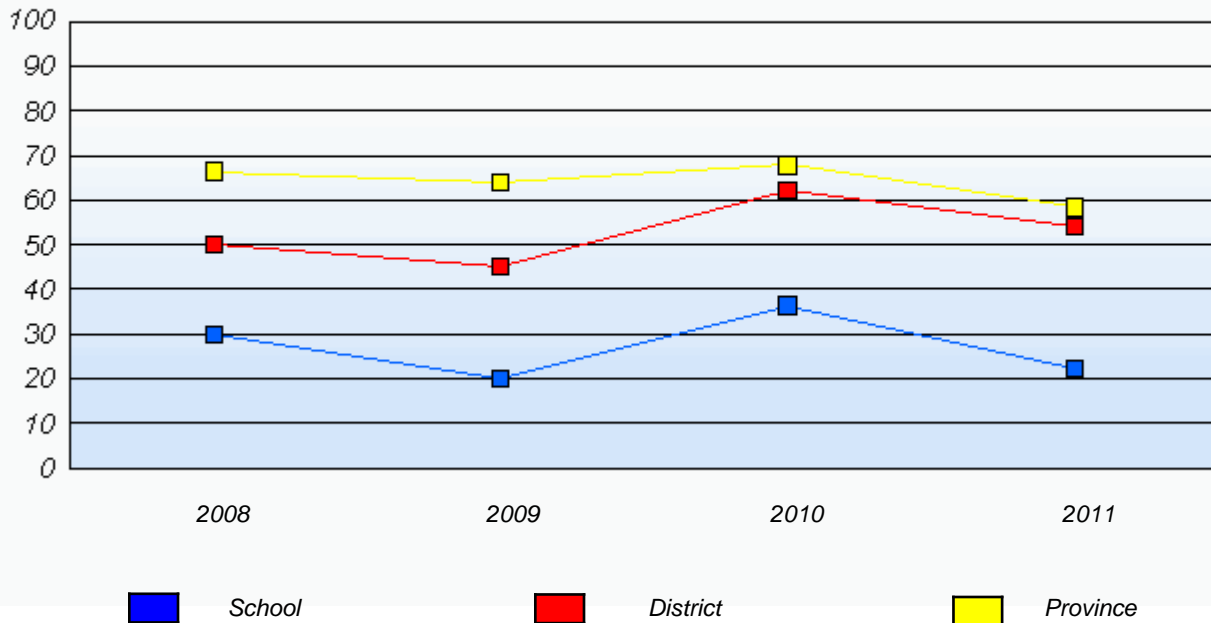
**Demand Writing**

*Percentage of students at level 3 or above (2008 - 2011)*



**Reading**

*Percentage of students at level 3 or above (2008 - 2011)*



\* In some cases, CRT numbers may exceed AGR numbers based on late enrolments. Pie chart is based on the number of students who wrote the CRT.

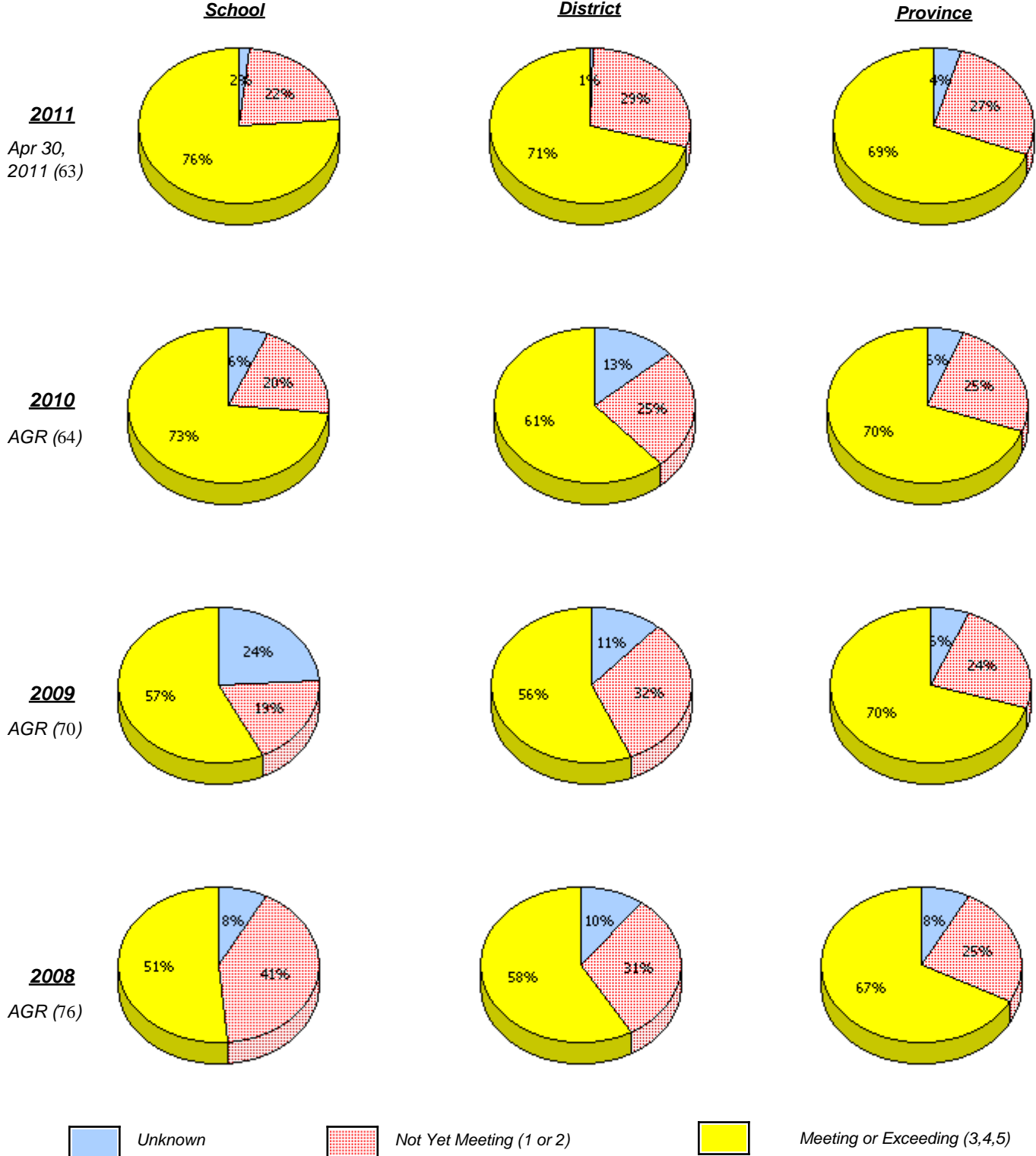
\* French Immersion students not included

\* Reading score is composite of Information and Poet.

District 1 - Labrador

School #: 008     A. P. Low Primary

***Demand Writing***



\* In some cases, CRT numbers may exceed AGR numbers based on late enrolments. Pie chart is based on the number of students who wrote the CRT.

\* French Immersion students not included

\* Reading score is composite of Information and Poet.

District 1 - Labrador

School #: 008      A. P. Low Primary

**Reading**

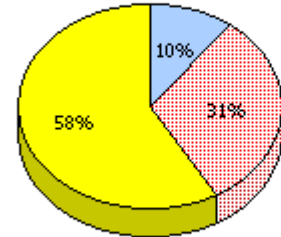
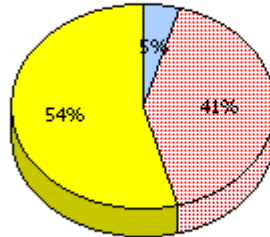
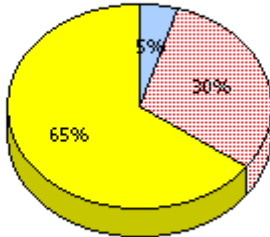
**School**

**District**

**Province**

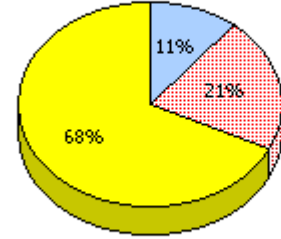
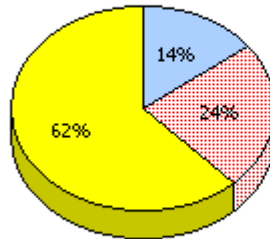
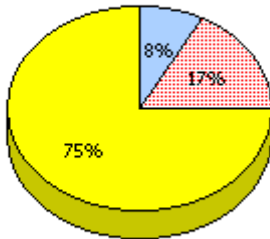
**2011**

Apr 30,  
2011 (63)



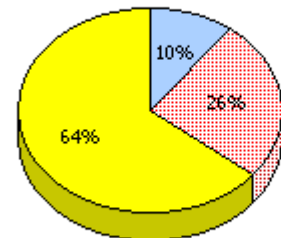
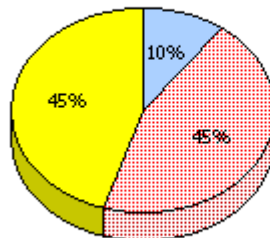
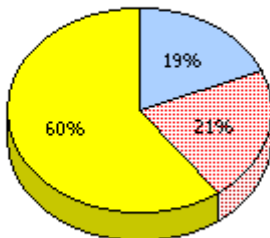
**2010**

AGR (64)



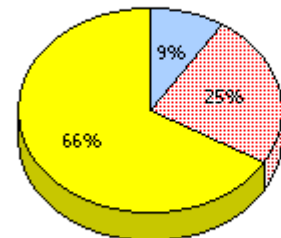
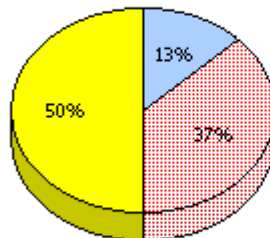
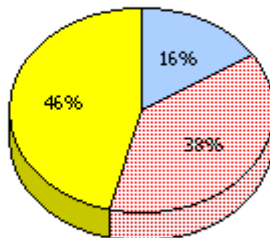
**2009**

AGR (70)



**2008**

AGR (76)



Unknown
  Not Yet Meeting (1 or 2)
  Meeting or Exceeding (3,4,5)

\* In some cases, CRT numbers may exceed AGR numbers based on late enrolments. Pie chart is based on the number of students who wrote the CRT.

\* French Immersion students not included

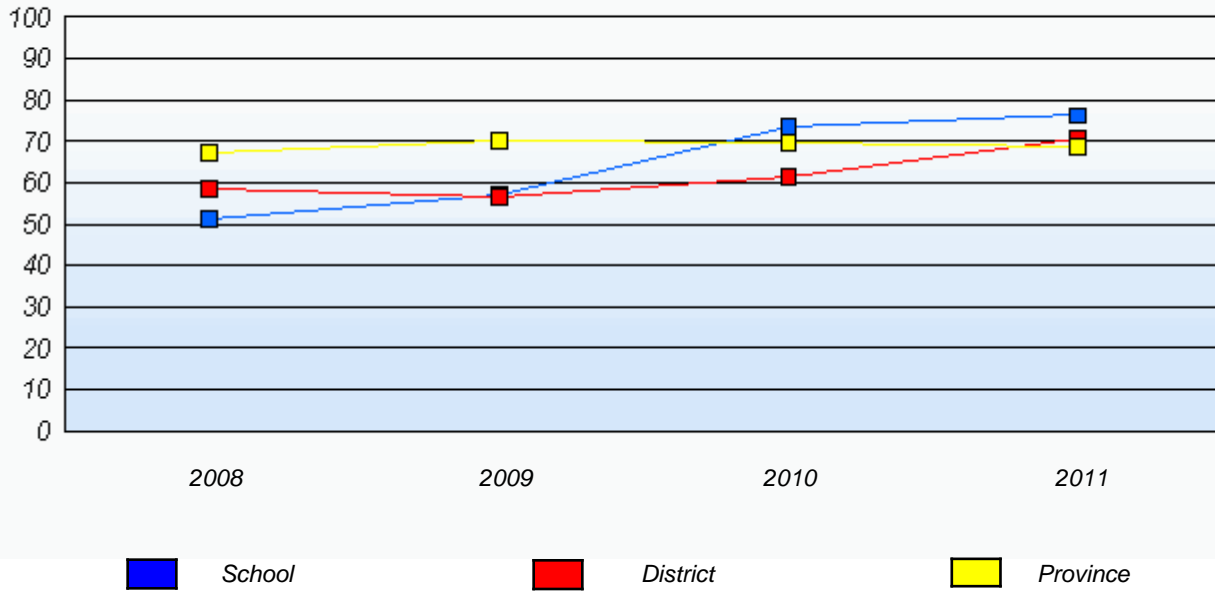
\* Reading score is composite of Information and Poet.

District 1 - Labrador

School #: 008     A. P. Low Primary

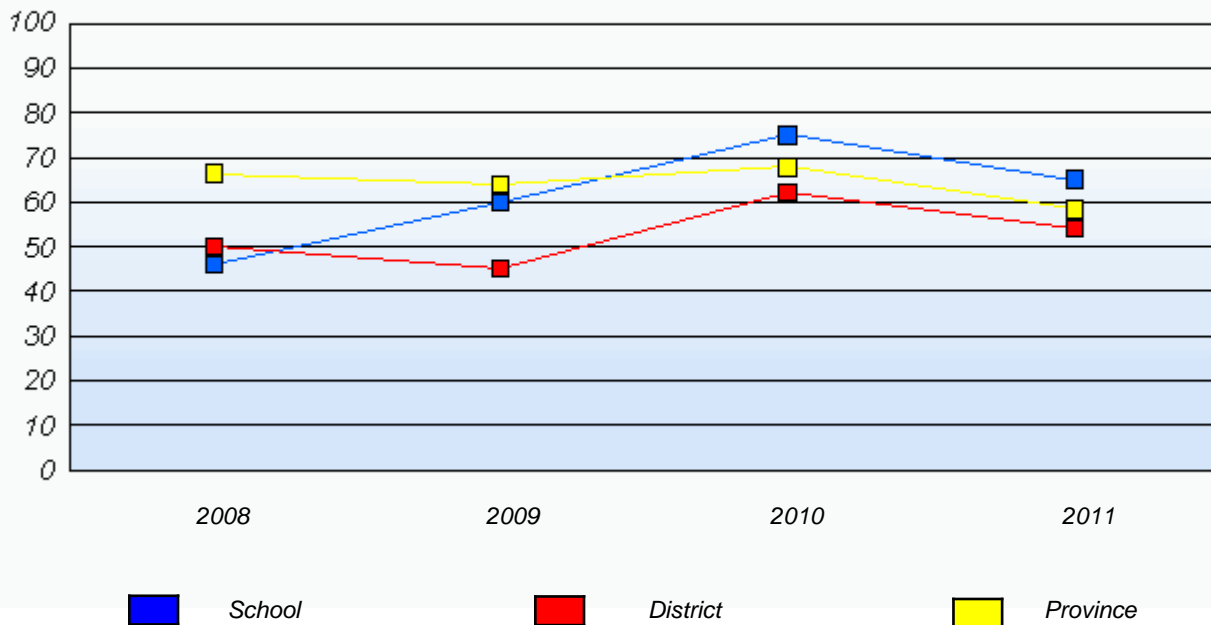
**Demand Writing**

*Percentage of students at level 3 or above (2008 - 2011)*



**Reading**

*Percentage of students at level 3 or above (2008 - 2011)*



\* In some cases, CRT numbers may exceed AGR numbers based on late enrolments. Pie chart is based on the number of students who wrote the CRT.

\* French Immersion students not included

\* Reading score is composite of Information and Poet.

District 1 - Labrador

School #: 012 J.C. Erhardt Memorial School

***Demand Writing***

***School***

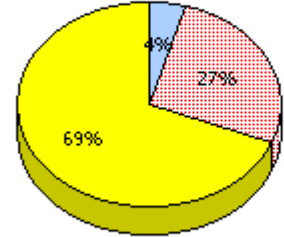
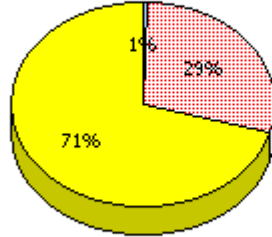
School data with 5 or fewer students withheld for reasons of confidentiality.

***District***

***Province***

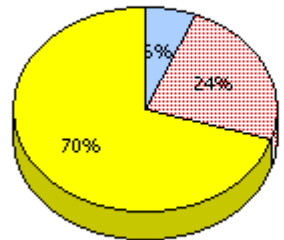
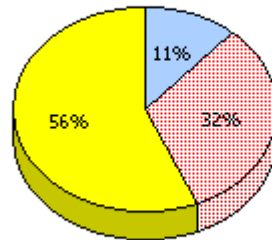
**2011**

Apr 30, 2011 (5)



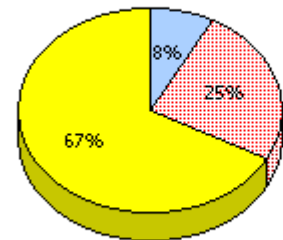
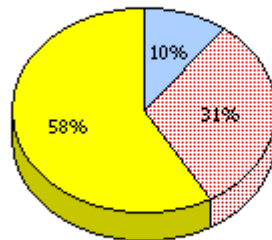
**2010**

AGR (0)



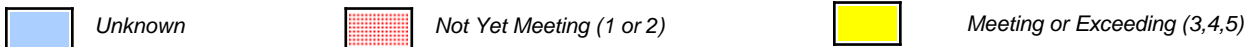
**2009**

AGR (6)



**2008**

AGR (3)



\* In some cases, CRT numbers may exceed AGR numbers based on late enrolments. Pie chart is based on the number of students who wrote the CRT.

\* French Immersion students not included

\* Reading score is composite of Information and Poet.

District 1 - Labrador

School #: 012 J.C. Erhardt Memorial School

**Reading**

**School**

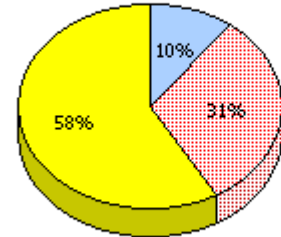
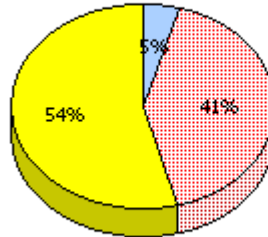
**District**

**Province**

School data with 5 or fewer students withheld for reasons of confidentiality.

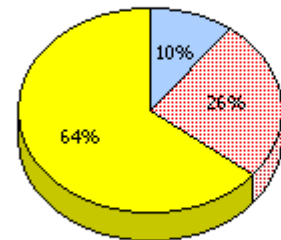
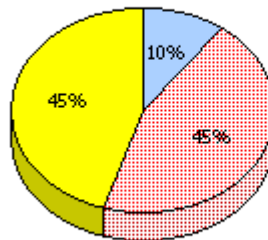
**2011**

Apr 30, 2011 (5)



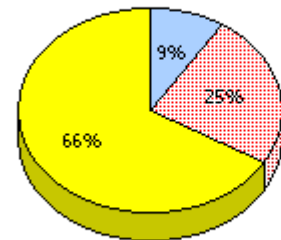
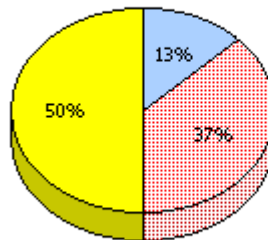
**2010**

AGR (0)



**2009**

AGR (6)



**2008**

AGR (3)

Unknown
  Not Yet Meeting (1 or 2)
  Meeting or Exceeding (3,4,5)

\* In some cases, CRT numbers may exceed AGR numbers based on late enrolments. Pie chart is based on the number of students who wrote the CRT.

\* French Immersion students not included

\* Reading score is composite of Information and Poet.

District 1 - Labrador

School #: 012 J.C. Erhardt Memorial School

**Demand Writing**

Percentage of students at level 3 or above (2008 - 2011)

School data with 5 or fewer students withheld for reasons of confidentiality.

 School  District  Province

**Reading**

Percentage of students at level 3 or above (2008 - 2011)

School data with 5 or fewer students withheld for reasons of confidentiality.

 School  District  Province

\* In some cases, CRT numbers may exceed AGR numbers based on late enrolments. Pie chart is based on the number of students who wrote the CRT.

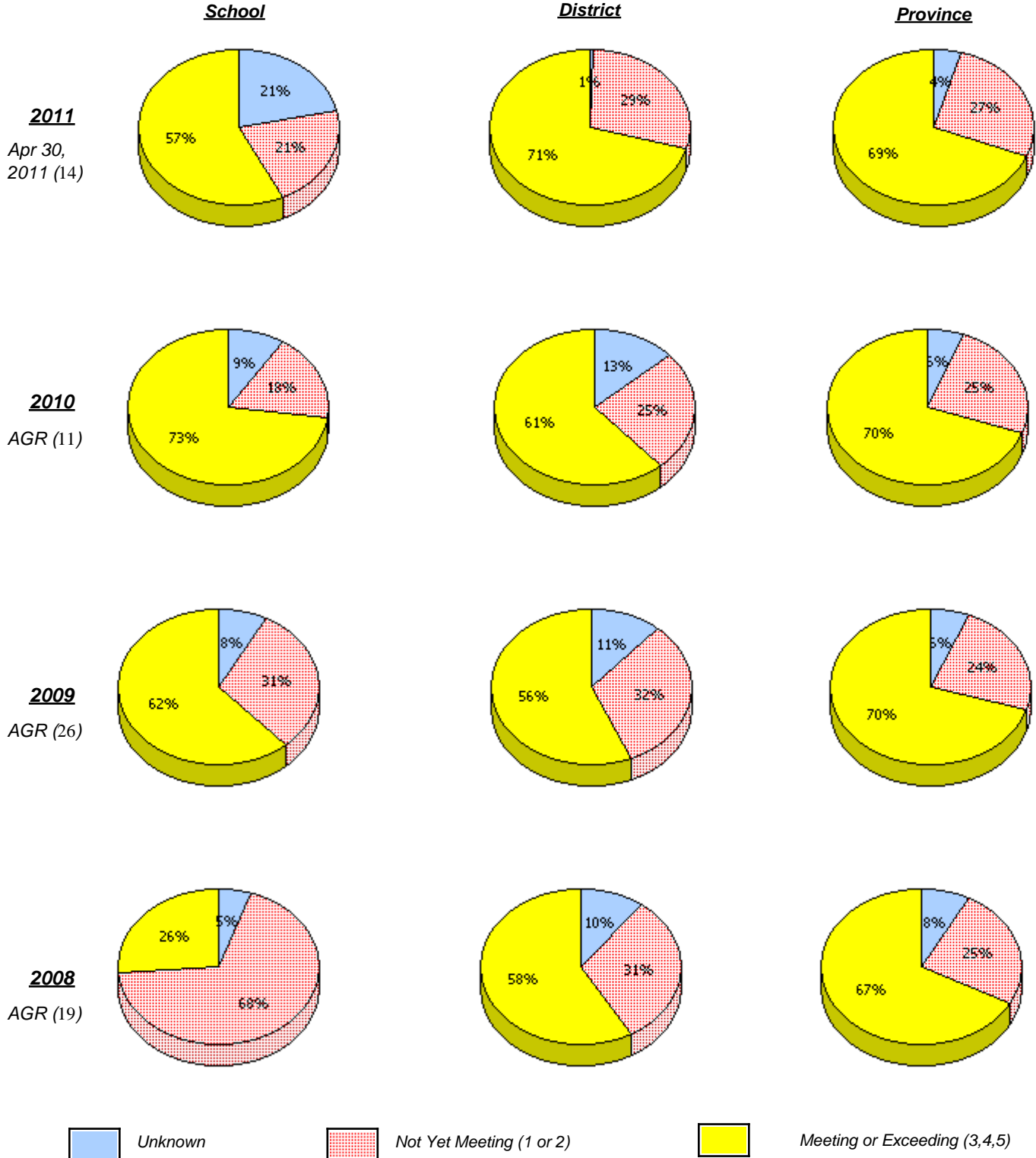
\* French Immersion students not included

\* Reading score is composite of Information and Poet.

District 1 - Labrador

School #: 014      Jens Haven Memorial

***Demand Writing***



\* In some cases, CRT numbers may exceed AGR numbers based on late enrolments. Pie chart is based on the number of students who wrote the CRT.

\* French Immersion students not included

\* Reading score is composite of Information and Poet.



District 1 - Labrador

School #: 014      Jens Haven Memorial

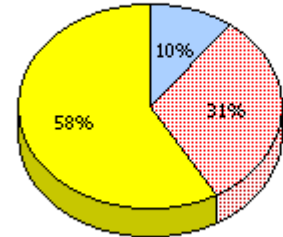
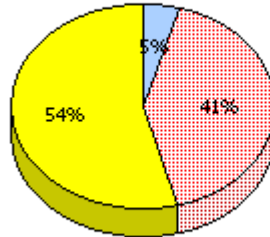
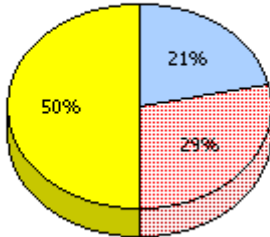
**Reading**

**School**

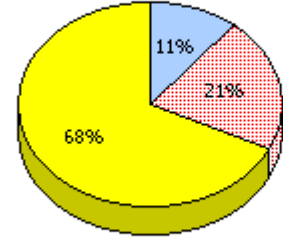
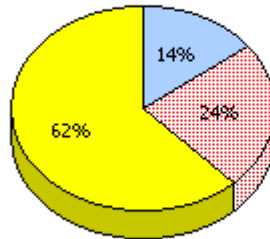
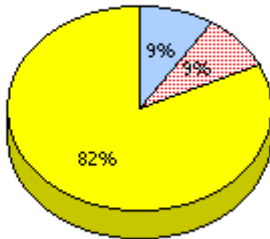
**District**

**Province**

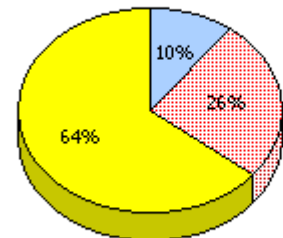
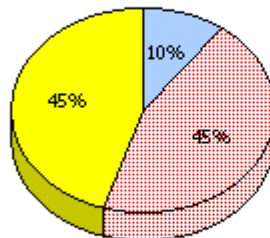
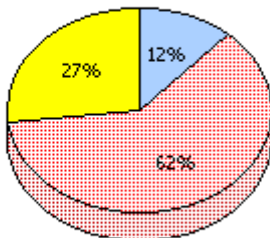
**2011**  
Apr 30,  
2011 (14)



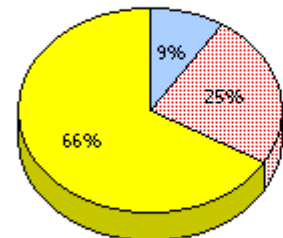
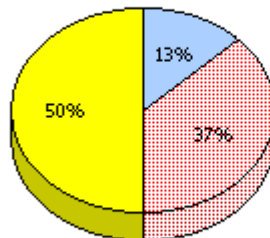
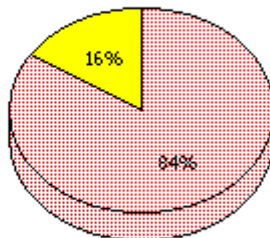
**2010**  
AGR (11)



**2009**  
AGR (26)



**2008**  
AGR (19)



Unknown
  Not Yet Meeting (1 or 2)
  Meeting or Exceeding (3,4,5)

\* In some cases, CRT numbers may exceed AGR numbers based on late enrolments. Pie chart is based on the number of students who wrote the CRT.

\* French Immersion students not included

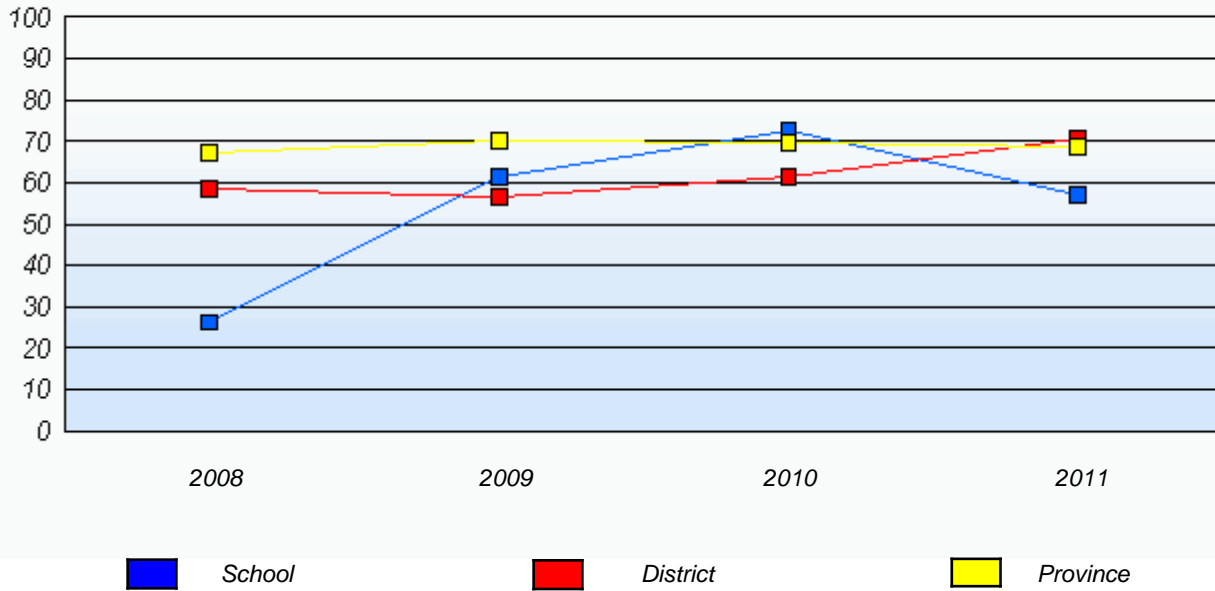
\* Reading score is composite of Information and Poet.

District 1 - Labrador

School #: 014      Jens Haven Memorial

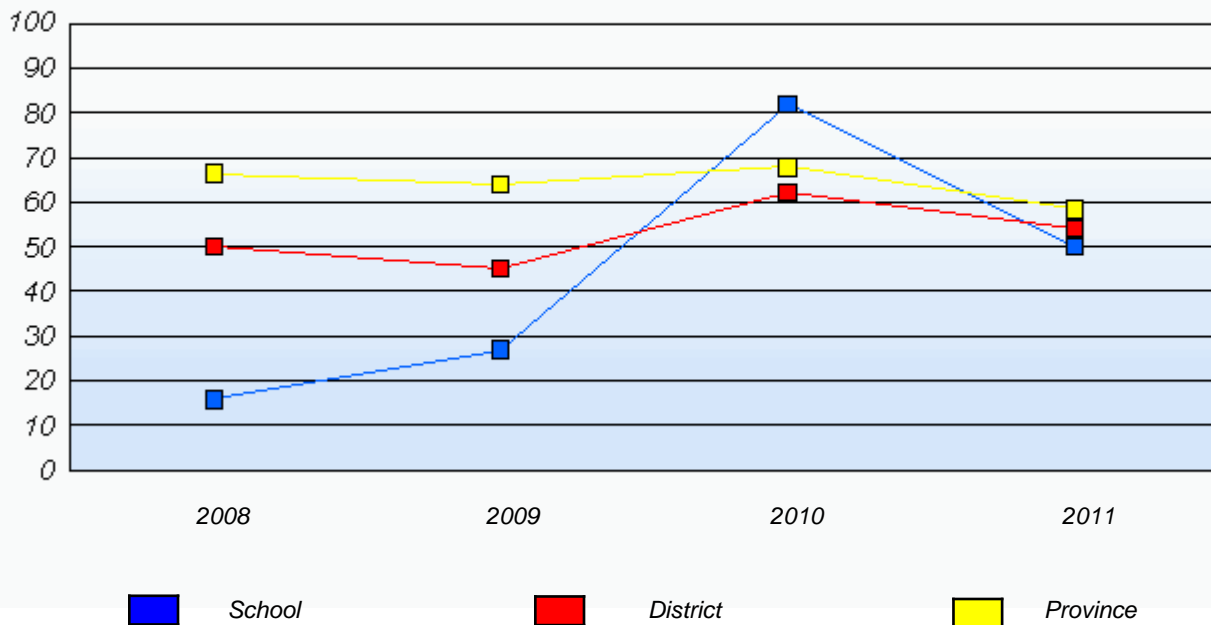
**Demand Writing**

*Percentage of students at level 3 or above (2008 - 2011)*



**Reading**

*Percentage of students at level 3 or above (2008 - 2011)*



\* In some cases, CRT numbers may exceed AGR numbers based on late enrolments. Pie chart is based on the number of students who wrote the CRT.

\* French Immersion students not included

\* Reading score is composite of Information and Poet.

District 1 - Labrador

School #: 015      Lake Melville School

***Demand Writing***

***School***

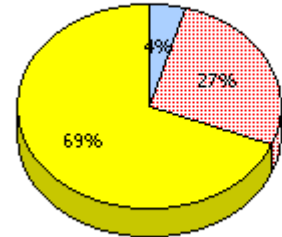
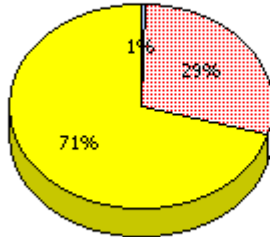
***District***

***Province***

School data with 5 or fewer students withheld for reasons of confidentiality.

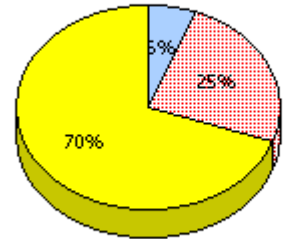
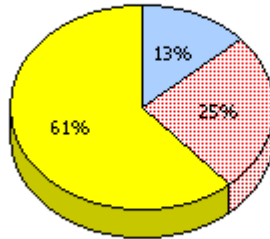
**2011**

Apr 30,  
2011 (0)



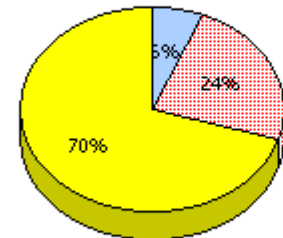
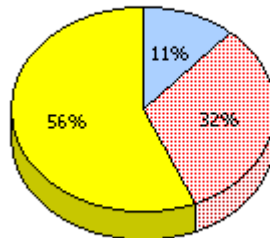
**2010**

AGR (10)



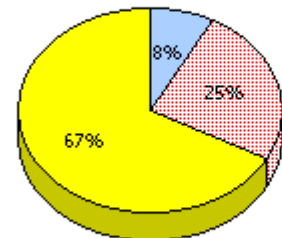
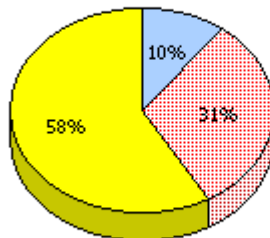
**2009**

AGR (9)



**2008**

AGR (9)



Unknown



Not Yet Meeting (1 or 2)



Meeting or Exceeding (3,4,5)

\* In some cases, CRT numbers may exceed AGR numbers based on late enrolments. Pie chart is based on the number of students who wrote the CRT.

\* French Immersion students not included

\* Reading score is composite of Information and Poet.

District 1 - Labrador

School #: 015 Lake Melville School

**Reading**

**School**

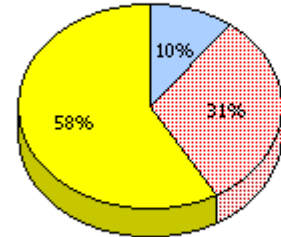
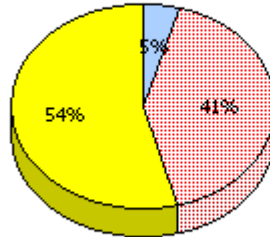
**District**

**Province**

School data with 5 or fewer students withheld for reasons of confidentiality.

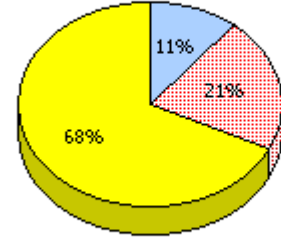
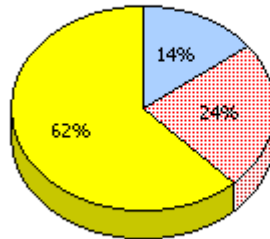
**2011**

Apr 30, 2011 (0)



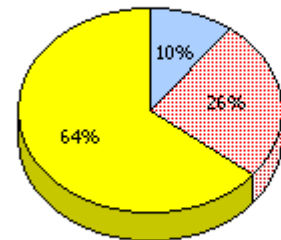
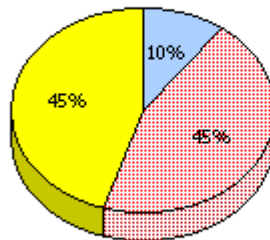
**2010**

AGR (10)



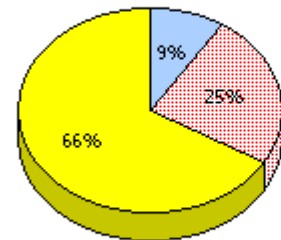
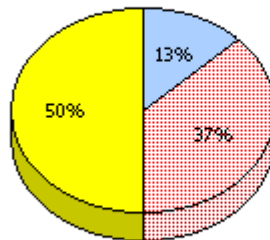
**2009**

AGR (9)



**2008**

AGR (9)



Unknown
  Not Yet Meeting (1 or 2)
  Meeting or Exceeding (3,4,5)

\* In some cases, CRT numbers may exceed AGR numbers based on late enrolments. Pie chart is based on the number of students who wrote the CRT.

\* French Immersion students not included

\* Reading score is composite of Information and Poet.

District 1 - Labrador

School #: 015      Lake Melville School

**Demand Writing**

Percentage of students at level 3 or above (2008 - 2011)

School data with 5 or fewer students withheld for reasons of confidentiality.

 School       District       Province

**Reading**

Percentage of students at level 3 or above (2008 - 2011)

School data with 5 or fewer students withheld for reasons of confidentiality.

 School       District       Province

\* In some cases, CRT numbers may exceed AGR numbers based on late enrolments. Pie chart is based on the number of students who wrote the CRT.

\* French Immersion students not included

\* Reading score is composite of Information and Poet.

District 1 - Labrador

School #: 016 B.L. Morrison

***Demand Writing***

***School***

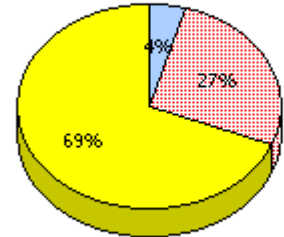
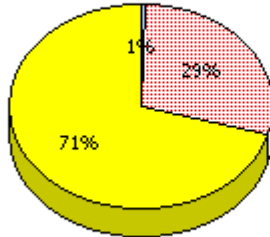
School data with 5 or fewer students withheld for reasons of confidentiality.

***District***

***Province***

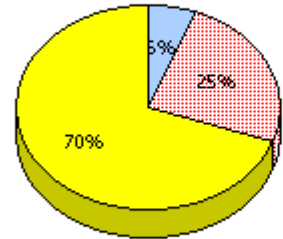
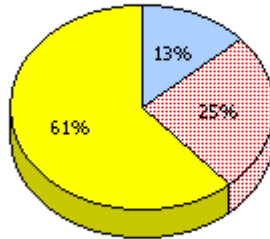
**2011**

Apr 30, 2011 (4)



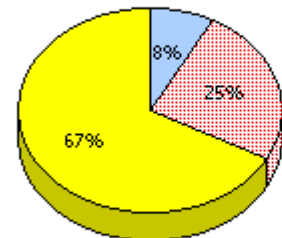
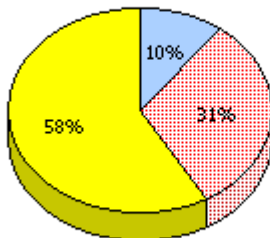
**2010**

AGR (5)



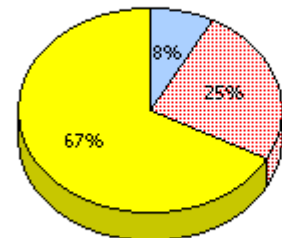
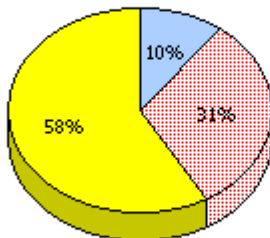
**2009**

AGR (0)



**2008**

AGR (6)



Unknown



Not Yet Meeting (1 or 2)



Meeting or Exceeding (3,4,5)

\* In some cases, CRT numbers may exceed AGR numbers based on late enrolments. Pie chart is based on the number of students who wrote the CRT.

\* French Immersion students not included

\* Reading score is composite of Information and Poet.

District 1 - Labrador

School #: 016 B.L. Morrison

**Reading**

**School**

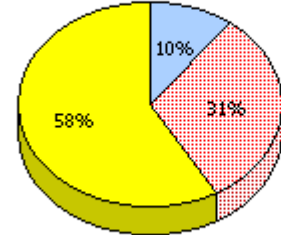
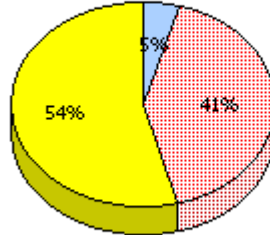
**District**

**Province**

School data with 5 or fewer students withheld for reasons of confidentiality.

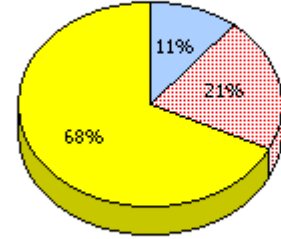
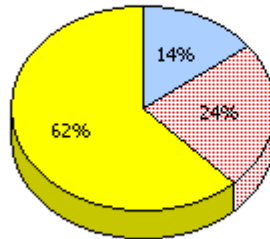
**2011**

Apr 30, 2011 (4)



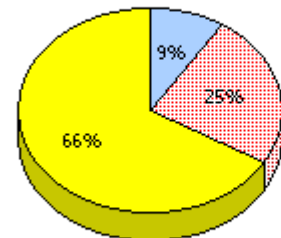
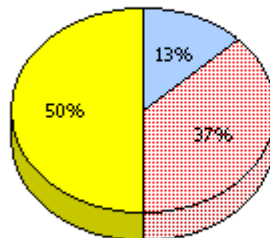
**2010**

AGR (5)



**2009**

AGR (0)



**2008**

AGR (6)

Unknown
  Not Yet Meeting (1 or 2)
  Meeting or Exceeding (3,4,5)

\* In some cases, CRT numbers may exceed AGR numbers based on late enrolments. Pie chart is based on the number of students who wrote the CRT.

\* French Immersion students not included

\* Reading score is composite of Information and Poet.

District 1 - Labrador

School #: 016 B.L. Morrison

**Demand Writing**

Percentage of students at level 3 or above (2008 - 2011)

School data with 5 or fewer students withheld for reasons of confidentiality.

 School  District  Province

**Reading**

Percentage of students at level 3 or above (2008 - 2011)

School data with 5 or fewer students withheld for reasons of confidentiality.

 School  District  Province

\* In some cases, CRT numbers may exceed AGR numbers based on late enrolments. Pie chart is based on the number of students who wrote the CRT.

\* French Immersion students not included

\* Reading score is composite of Information and Poet.



District 1 - Labrador

School #: 017 Northern Lights Academy

***Demand Writing***

***School***

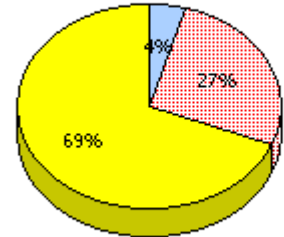
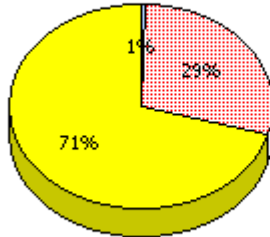
School data with 5 or fewer students withheld for reasons of confidentiality.

***District***

***Province***

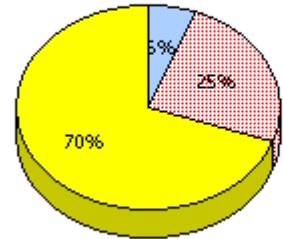
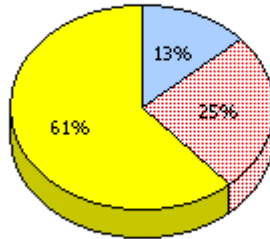
**2011**

Apr 30,  
2011 (2)



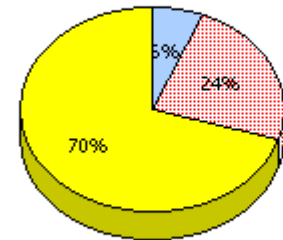
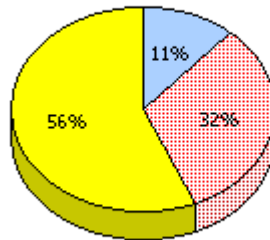
**2010**

AGR (3)



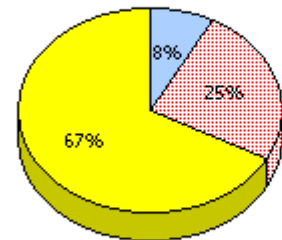
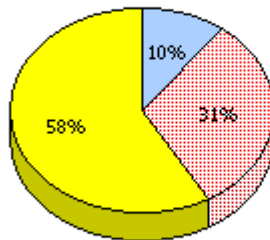
**2009**

AGR (3)



**2008**

AGR (7)



Unknown



Not Yet Meeting (1 or 2)



Meeting or Exceeding (3,4,5)

\* In some cases, CRT numbers may exceed AGR numbers based on late enrolments. Pie chart is based on the number of students who wrote the CRT.

\* French Immersion students not included

\* Reading score is composite of Information and Poet.

District 1 - Labrador

School #: 017 Northern Lights Academy

**Reading**

**School**

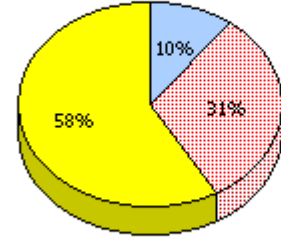
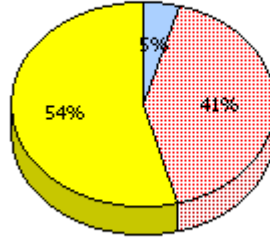
**District**

**Province**

School data with 5 or fewer students withheld for reasons of confidentiality.

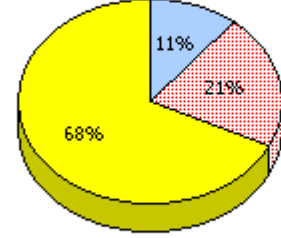
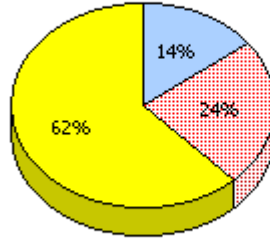
**2011**

Apr 30, 2011 (2)



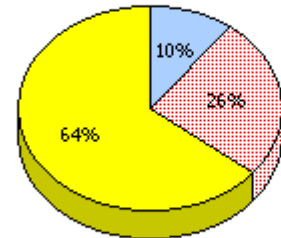
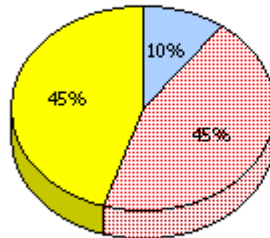
**2010**

AGR (3)



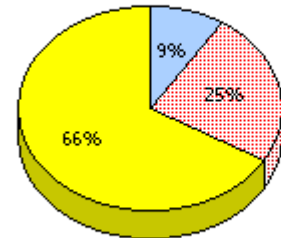
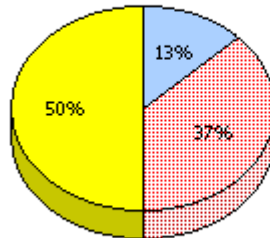
**2009**

AGR (3)



**2008**

AGR (7)



Unknown



Not Yet Meeting (1 or 2)



Meeting or Exceeding (3,4,5)

\* In some cases, CRT numbers may exceed AGR numbers based on late enrolments. Pie chart is based on the number of students who wrote the CRT.

\* French Immersion students not included

\* Reading score is composite of Information and Poet.

District 1 - Labrador

School #: 017 Northern Lights Academy

**Demand Writing**

Percentage of students at level 3 or above (2008 - 2011)

School data with 5 or fewer students withheld for reasons of confidentiality.

 School  District  Province

**Reading**

Percentage of students at level 3 or above (2008 - 2011)

School data with 5 or fewer students withheld for reasons of confidentiality.

 School  District  Province

\* In some cases, CRT numbers may exceed AGR numbers based on late enrolments. Pie chart is based on the number of students who wrote the CRT.

\* French Immersion students not included

\* Reading score is composite of Information and Poet.