

District 1 - Labrador

#001 - St. Peter's School, Black Tickle

Classification: Rural
Offers Distance Education: Yes

Grades: K-1,3-9,11-12 Number of Grades: 11

[School FTE PTR : 6.4](#)
[District FTE PTR : 11.1](#)
[Provincial FTE PTR : 12.1](#)

[FTE Teachers](#) *** : 4.0

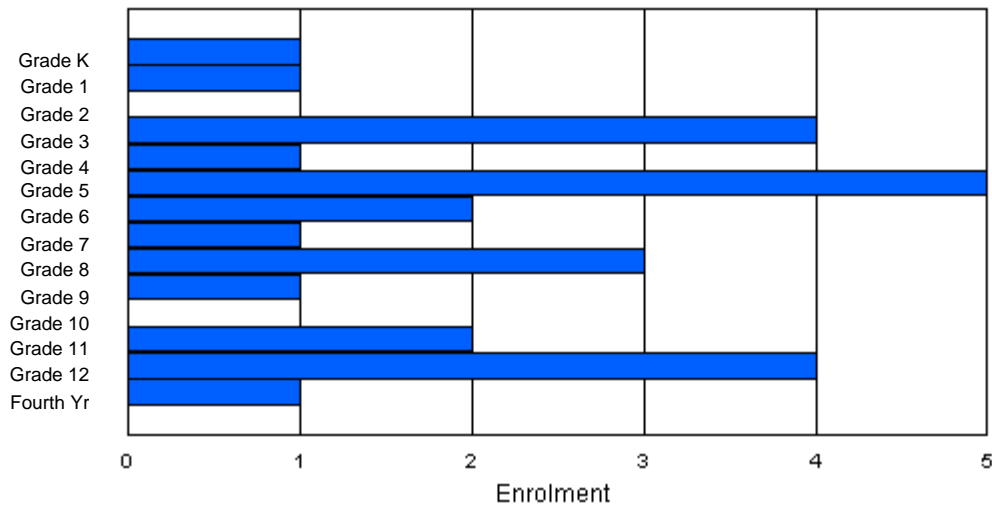
Enrolment By Age and Gender

Gender	Age																	Total
	5	6	7	8	9	10	11	12	13	14	15	16	17	18	19	20>		
Male	1	1	0	1	1	3	3	1	0	1	0	1	1	1	0	0	15	
Female	0	0	0	3	0	1	0	0	3	0	0	1	3	0	0	0	11	
Total	1	1	0	4	1	4	3	1	3	1	0	2	4	1	0	0	26	

Enrolment By Grade and Gender

Gender	Grade															Total
	K	1	2	3	4	5	6	7	8	9	10	11	12	4th		
Male	1	1	0	1	1	4	2	1	0	1	0	1	1	1	15	
Female	0	0	0	3	0	1	0	0	3	0	0	1	3	0	11	
Total	1	1	0	4	1	5	2	1	3	1	0	2	4	1	26	

Enrolment By Grade
For 001



* Data from the 2009-2010 AGR(Enrolment/Age as of the last day in Sept./Dec.)

** Newfoundland Statistics Classification System

*** May include itinerant teachers

District 1 - Labrador

#002 - Henry Gordon Academy, Cartwright

Classification: Rural
Offers Distance Education: Yes

Grades: K-12 Number of Grades: 13

[School FTE PTR : 7.2](#)
[District FTE PTR : 11.1](#)
[Provincial FTE PTR : 12.1](#)

[FTE Teachers](#) *** : 11.0

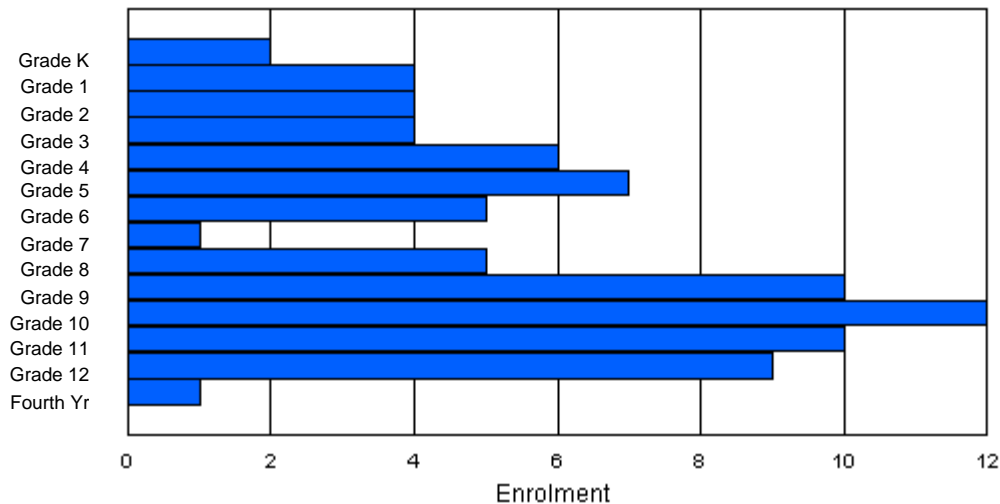
Enrolment By Age and Gender

Gender	Age																Total
	5	6	7	8	9	10	11	12	13	14	15	16	17	18	19	20>	
Male	2	3	1	1	4	4	3	1	2	5	5	5	4	1	0	0	41
Female	0	1	3	2	3	3	2	0	2	6	4	4	6	1	1	1	39
Total	2	4	4	3	7	7	5	1	4	11	9	9	10	2	1	1	80

Enrolment By Grade and Gender

Gender	Grade															Total
	K	1	2	3	4	5	6	7	8	9	10	11	12	4th		
Male	2	3	1	1	4	4	3	1	2	5	6	5	4	0	41	
Female	0	1	3	3	2	3	2	0	3	5	6	5	5	1	39	
Total	2	4	4	4	6	7	5	1	5	10	12	10	9	1	80	

Enrolment By Grade
For 002



* Data from the 2009-2010 AGR(Enrolment/Age as of the last day in Sept./Dec.)

** Newfoundland Statistics Classification System

*** May include itinerant teachers

District 1 - Labrador

#004 - Queen of Peace Middle School, Happy Valley-Goose Bay

Classification: Urban
Offers Distance Education: No

Grades: 4-7 Number of Grades: 4

[School FTE PTR : 13.6](#)
[District FTE PTR : 11.1](#)
[Provincial FTE PTR : 12.1](#)

[FTE Teachers](#) *** : 30.0

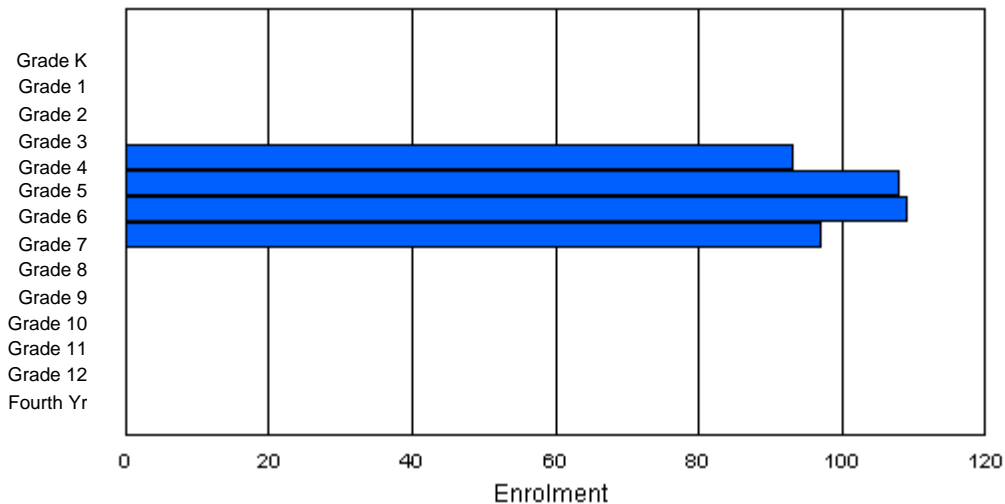
Enrolment By Age and Gender

Gender	Age																Total
	5	6	7	8	9	10	11	12	13	14	15	16	17	18	19	20>	
Male	0	0	0	0	40	55	48	51	1	0	0	0	0	0	0	0	195
Female	0	0	0	0	46	59	57	45	4	1	0	0	0	0	0	0	212
Total	0	0	0	0	86	114	105	96	5	1	0	0	0	0	0	0	407

Enrolment By Grade and Gender

Gender	Grade														Total
	K	1	2	3	4	5	6	7	8	9	10	11	12	4th	
Male	0	0	0	0	46	47	54	48	0	0	0	0	0	0	195
Female	0	0	0	0	47	61	55	49	0	0	0	0	0	0	212
Total	0	0	0	0	93	108	109	97	0	0	0	0	0	0	407

Enrolment By Grade
For 004



* Data from the 2009-2010 AGR(Enrolment/Age as of the last day in Sept./Dec.)

** Newfoundland Statistics Classification System

*** May include itinerant teachers

District 1 - Labrador

#005 - Peacock Primary School, Happy Valley-Goose Bay

Classification: Urban
Offers Distance Education: No

Grades: K-3 Number of Grades: 4

[School FTE PTR : 11.7](#)
[District FTE PTR : 11.1](#)
[Provincial FTE PTR : 12.1](#)

[FTE Teachers](#) *** : 25.5

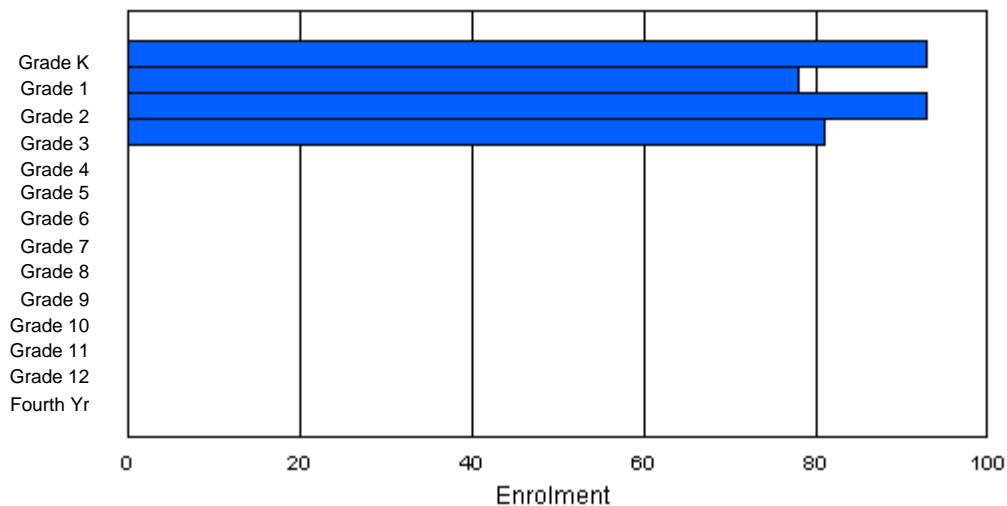
Enrolment By Age and Gender

Gender	Age																Total
	5	6	7	8	9	10	11	12	13	14	15	16	17	18	19	20>	
Male	45	38	43	48	1	0	0	0	0	0	0	0	0	0	0	0	175
Female	45	40	49	32	3	1	0	0	0	0	0	0	0	0	0	0	170
Total	90	78	92	80	4	1	0	0	0	0	0	0	0	0	0	0	345

Enrolment By Grade and Gender

Gender	Grade														Total
	K	1	2	3	4	5	6	7	8	9	10	11	12	4th	
Male	46	38	46	45	0	0	0	0	0	0	0	0	0	0	175
Female	47	40	47	36	0	0	0	0	0	0	0	0	0	0	170
Total	93	78	93	81	0	0	0	0	0	0	0	0	0	0	345

Enrolment By Grade
For 005



* Data from the 2009-2010 AGR(Enrolment/Age as of the last day in Sept./Dec.)

** Newfoundland Statistics Classification System

*** May include itinerant teachers

District 1 - Labrador

#007 - Amos Comenius Memorial School, Hopedale

Classification: Rural
Offers Distance Education: Yes

Grades: K-12 Number of Grades: 13

[School FTE PTR : 6.7](#)
[District FTE PTR : 11.1](#)
[Provincial FTE PTR : 12.1](#)

[FTE Teachers](#) *** : 20.0

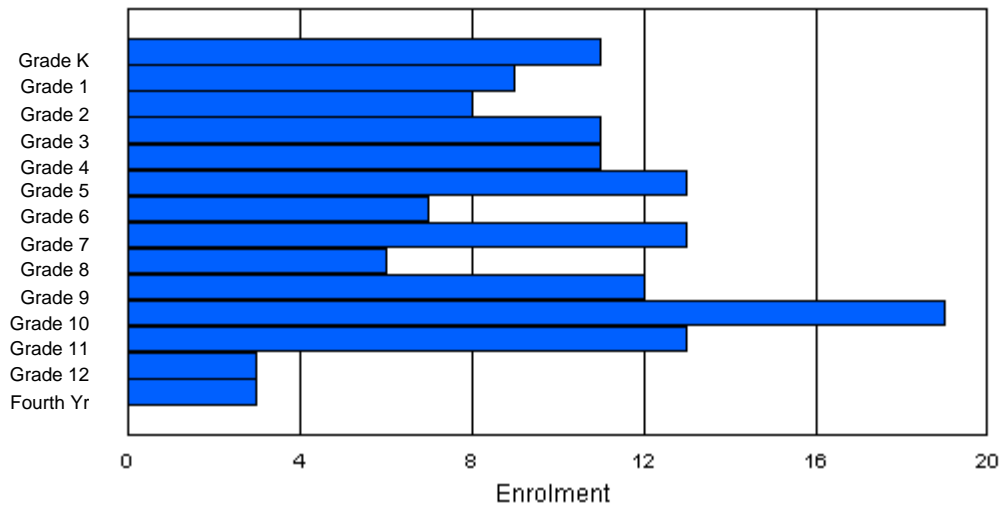
Enrolment By Age and Gender

Gender	Age																	Total
	5	6	7	8	9	10	11	12	13	14	15	16	17	18	19	20>		
Male	6	5	5	8	6	1	4	8	3	3	5	10	6	3	1	2	76	
Female	6	2	4	3	4	6	1	5	6	4	4	5	9	2	1	1	63	
Total	12	7	9	11	10	7	5	13	9	7	9	15	15	5	2	3	139	

Enrolment By Grade and Gender

Gender	K	Grade													4th	Total
		1	2	3	4	5	6	7	8	9	10	11	12			
Male	5	6	5	8	6	5	4	5	4	6	11	7	2	2	76	
Female	6	3	3	3	5	8	3	8	2	6	8	6	1	1	63	
Total	11	9	8	11	11	13	7	13	6	12	19	13	3	3	139	

Enrolment By Grade
For 007



* Data from the 2009-2010 AGR(Enrolment/Age as of the last day in Sept./Dec.)

** Newfoundland Statistics Classification System

*** May include itinerant teachers

District 1 - Labrador

#008 - A. P. Low Primary, Labrador City

Classification: Urban
Offers Distance Education: No

Grades: K-3 Number of Grades: 4

[School FTE PTR : 12.2](#)
[District FTE PTR : 11.1](#)
[Provincial FTE PTR : 12.1](#)

[FTE Teachers](#) *** : 28.0

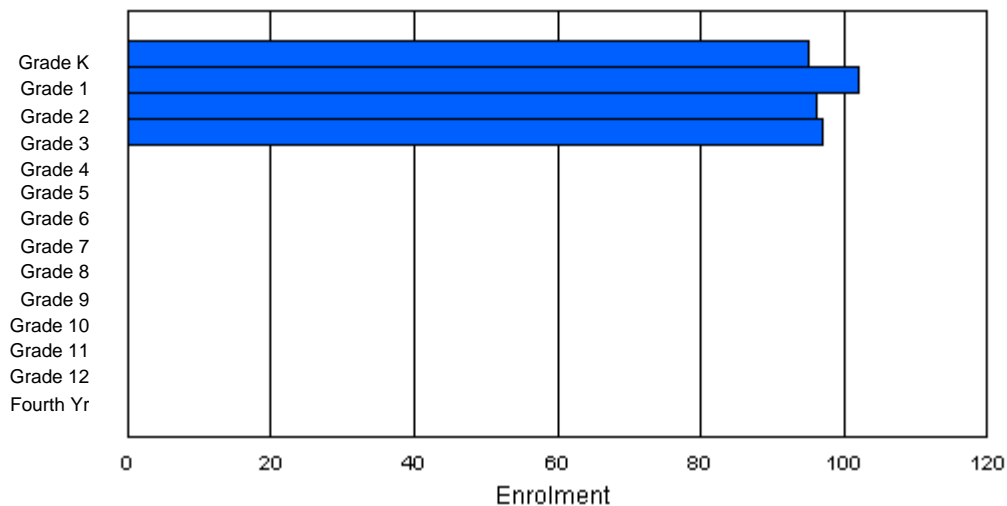
Enrolment By Age and Gender

Gender	Age																Total
	5	6	7	8	9	10	11	12	13	14	15	16	17	18	19	20>	
Male	58	45	49	43	0	0	0	0	0	0	0	0	0	0	0	0	195
Female	37	57	48	52	1	0	0	0	0	0	0	0	0	0	0	0	195
Total	95	102	97	95	1	0	0	0	0	0	0	0	0	0	0	0	390

Enrolment By Grade and Gender

Gender	Grade														Total
	K	1	2	3	4	5	6	7	8	9	10	11	12	4th	
Male	58	45	49	43	0	0	0	0	0	0	0	0	0	0	195
Female	37	57	47	54	0	0	0	0	0	0	0	0	0	0	195
Total	95	102	96	97	0	0	0	0	0	0	0	0	0	0	390

Enrolment By Grade
For 008



* Data from the 2009-2010 AGR(Enrolment/Age as of the last day in Sept./Dec.)

** Newfoundland Statistics Classification System

*** May include itinerant teachers

District 1 - Labrador

#010 - Menihek High School, Labrador City

Classification: Urban
Offers Distance Education: No

Grades: 8-12 Number of Grades: 5

[School FTE PTR : 15.5](#)
[District FTE PTR : 11.1](#)
[Provincial FTE PTR : 12.1](#)

[FTE Teachers](#) *** : 38.0

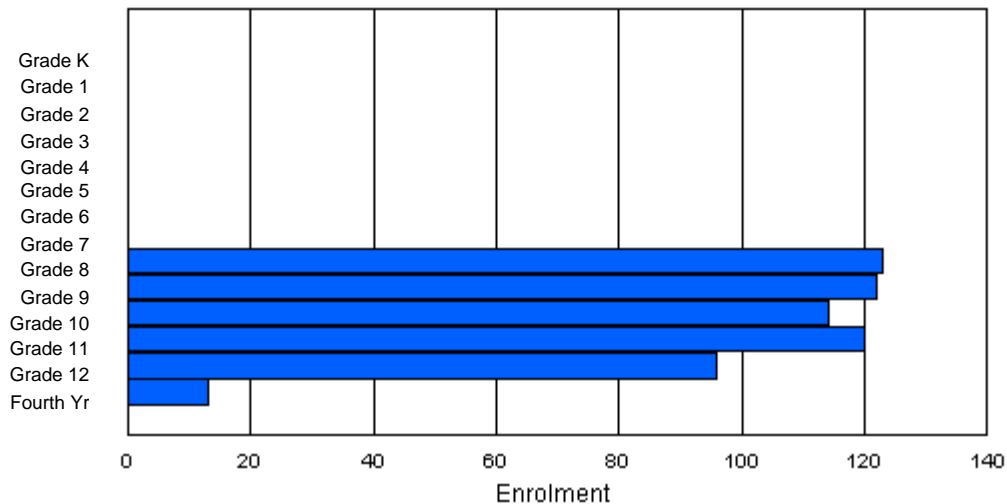
Enrolment By Age and Gender

Gender	Age																	Total
	5	6	7	8	9	10	11	12	13	14	15	16	17	18	19	20>		
Male	0	0	0	0	0	0	0	0	61	62	46	60	61	16	4	0	310	
Female	0	0	0	0	0	0	0	0	58	59	57	41	48	14	1	0	278	
Total	0	0	0	0	0	0	0	0	119	121	103	101	109	30	5	0	588	

Enrolment By Grade and Gender

Gender	Grade															Total
	K	1	2	3	4	5	6	7	8	9	10	11	12	4th		
Male	0	0	0	0	0	0	0	0	62	65	54	66	57	6	310	
Female	0	0	0	0	0	0	0	0	61	57	60	54	39	7	278	
Total	0	0	0	0	0	0	0	0	123	122	114	120	96	13	588	

Enrolment By Grade
For 010



* Data from the 2009-2010 AGR(Enrolment/Age as of the last day in Sept./Dec.)

** Newfoundland Statistics Classification System

*** May include itinerant teachers

District 1 - Labrador

#012 - J.C. Erhardt Memorial School, Makkovik

Classification: Rural
Offers Distance Education: Yes

Grades: K-2,4-12 Number of Grades: 12

[School FTE PTR : 6.7](#)
[District FTE PTR : 11.1](#)
[Provincial FTE PTR : 12.1](#)

[FTE Teachers](#) *** : 10.0

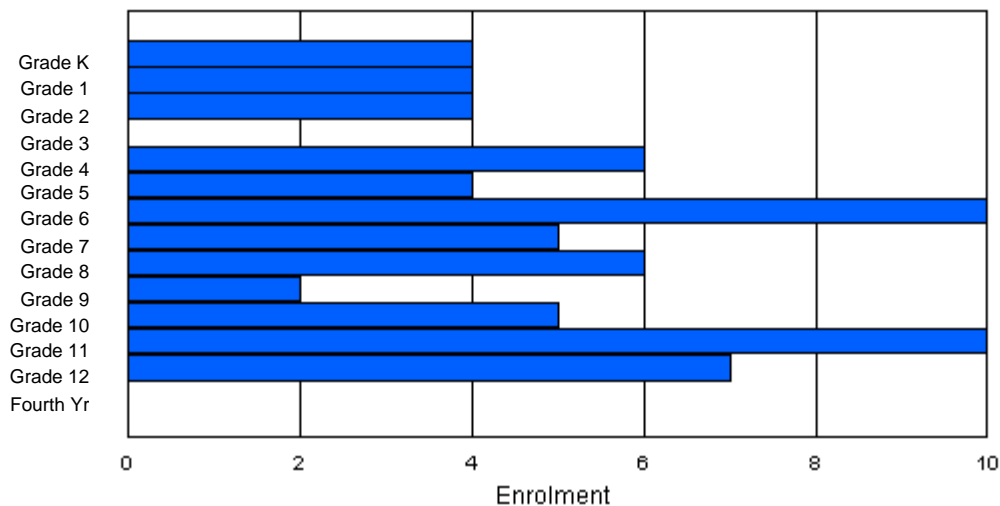
Enrolment By Age and Gender

Gender	Age																	Total
	5	6	7	8	9	10	11	12	13	14	15	16	17	18	19	20>		
Male	3	3	2	0	5	1	2	4	3	1	7	3	3	1	0	0	38	
Female	1	1	2	0	1	3	5	3	1	1	3	3	3	0	2	0	29	
Total	4	4	4	0	6	4	7	7	4	2	10	6	6	1	2	0	67	

Enrolment By Grade and Gender

Gender	K	Grade													4th	Total
		1	2	3	4	5	6	7	8	9	10	11	12			
Male	3	3	2	0	5	1	4	3	6	0	3	5	3	0	38	
Female	1	1	2	0	1	3	6	2	0	2	2	5	4	0	29	
Total	4	4	4	0	6	4	10	5	6	2	5	10	7	0	67	

Enrolment By Grade
For 012



* Data from the 2009-2010 AGR(Enrolment/Age as of the last day in Sept./Dec.)

** Newfoundland Statistics Classification System

*** May include itinerant teachers

District 1 - Labrador

#013 - Mud Lake School, Mud Lake

Classification: Rural
Offers Distance Education: No

Grades: K,7-8

Number of Grades: 3

[School FTE PTR : 2.5](#)

[District FTE PTR : 11.1](#)

[Provincial FTE PTR : 12.1](#)

[FTE Teachers](#) *** : 1.0

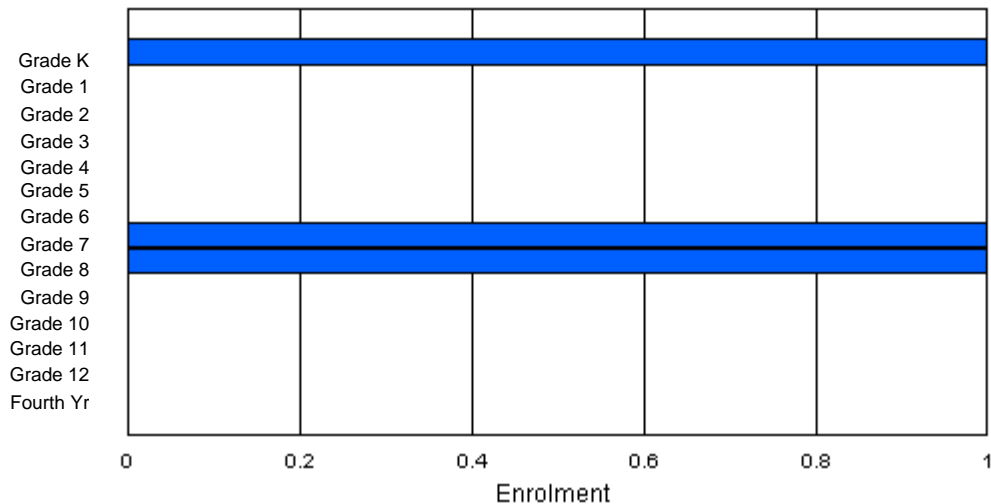
Enrolment By Age and Gender

Gender	Age																Total
	5	6	7	8	9	10	11	12	13	14	15	16	17	18	19	20>	
Male	0	0	0	0	0	0	0	1	0	0	0	0	0	0	0	0	1
Female	1	0	0	0	0	0	0	0	1	0	0	0	0	0	0	0	2
Total	1	0	0	0	0	0	0	1	1	0	0	0	0	0	0	0	3

Enrolment By Grade and Gender

Gender	Grade														Total
	K	1	2	3	4	5	6	7	8	9	10	11	12	4th	
Male	0	0	0	0	0	0	0	1	0	0	0	0	0	0	1
Female	1	0	0	0	0	0	0	0	1	0	0	0	0	0	2
Total	1	0	0	0	0	0	0	1	1	0	0	0	0	0	3

Enrolment By Grade
For 013



* Data from the 2009-2010 AGR(Enrolment/Age as of the last day in Sept./Dec.)

** Newfoundland Statistics Classification System

*** May include itinerant teachers

District 1 - Labrador

#014 - Jens Haven Memorial, Nain

Classification: Rural
Offers Distance Education: Yes

Grades: K-12

Number of Grades: 13

[School FTE PTR : 9.4](#)

[District FTE PTR : 11.1](#)

[Provincial FTE PTR : 12.1](#)

[FTE Teachers](#) *** : 26.0

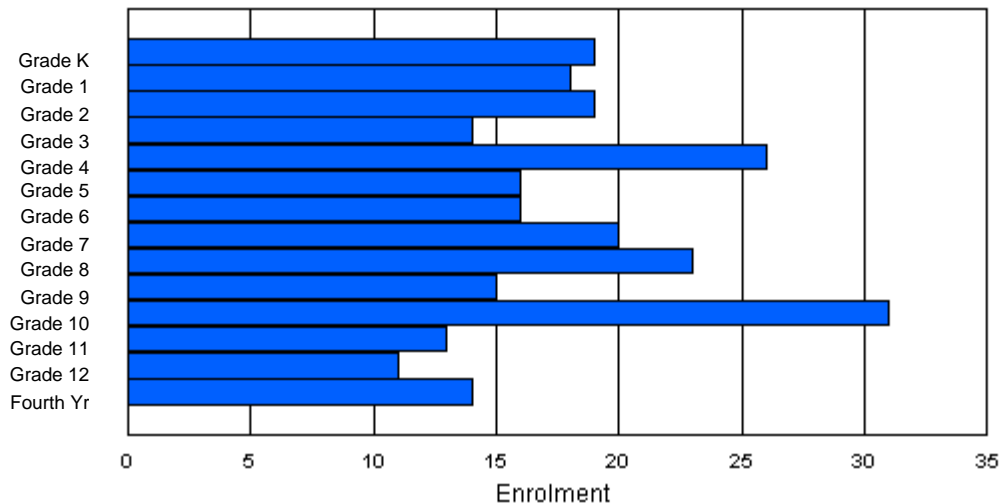
Enrolment By Age and Gender

Gender	Age																	Total
	5	6	7	8	9	10	11	12	13	14	15	16	17	18	19	20>		
Male	6	10	13	13	10	9	7	9	5	17	11	7	9	7	2	0	135	
Female	11	5	8	3	12	8	12	8	11	11	11	7	5	6	2	0	120	
Total	17	15	21	16	22	17	19	17	16	28	22	14	14	13	4	0	255	

Enrolment By Grade and Gender

Gender	Grade															Total
	K	1	2	3	4	5	6	7	8	9	10	11	12	4th		
Male	8	11	13	11	13	7	6	10	11	6	21	5	6	7	135	
Female	11	7	6	3	13	9	10	10	12	9	10	8	5	7	120	
Total	19	18	19	14	26	16	16	20	23	15	31	13	11	14	255	

Enrolment By Grade
For 014



* Data from the 2009-2010 AGR(Enrolment/Age as of the last day in Sept./Dec.)

** Newfoundland Statistics Classification System

*** May include itinerant teachers

District 1 - Labrador

#015 - Lake Melville School, North West River

Classification: Rural
Offers Distance Education: Yes

Grades: K-12 Number of Grades: 13

[School FTE PTR : 8.7](#)
[District FTE PTR : 11.1](#)
[Provincial FTE PTR : 12.1](#)

[FTE Teachers](#) *** : 11.0

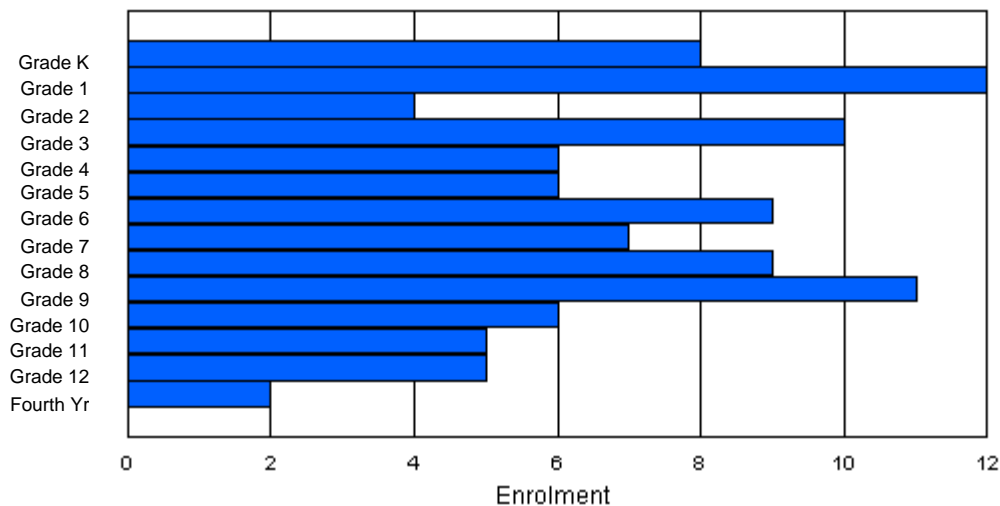
Enrolment By Age and Gender

Gender	Age																Total
	5	6	7	8	9	10	11	12	13	14	15	16	17	18	19	20>	
Male	3	6	2	6	2	4	0	5	4	5	0	6	2	2	0	0	47
Female	5	4	3	3	6	5	7	2	6	4	2	4	2	0	0	0	53
Total	8	10	5	9	8	9	7	7	10	9	2	10	4	2	0	0	100

Enrolment By Grade and Gender

Gender	Grade														Total
	K	1	2	3	4	5	6	7	8	9	10	11	12	4th	
Male	3	7	1	6	3	3	1	3	5	5	1	4	3	2	47
Female	5	5	3	4	3	3	8	4	4	6	5	1	2	0	53
Total	8	12	4	10	6	6	9	7	9	11	6	5	5	2	100

Enrolment By Grade
For 015



* Data from the 2009-2010 AGR(Enrolment/Age as of the last day in Sept./Dec.)

** Newfoundland Statistics Classification System

*** May include itinerant teachers

District 1 - Labrador

#016 - B.L. Morrison, Postville

Classification: Rural
Offers Distance Education: Yes

Grades: K-12

Number of Grades: 13

[School FTE PTR : 6.8](#)

[District FTE PTR : 11.1](#)

[Provincial FTE PTR : 12.1](#)

[FTE Teachers](#) *** : 7.0

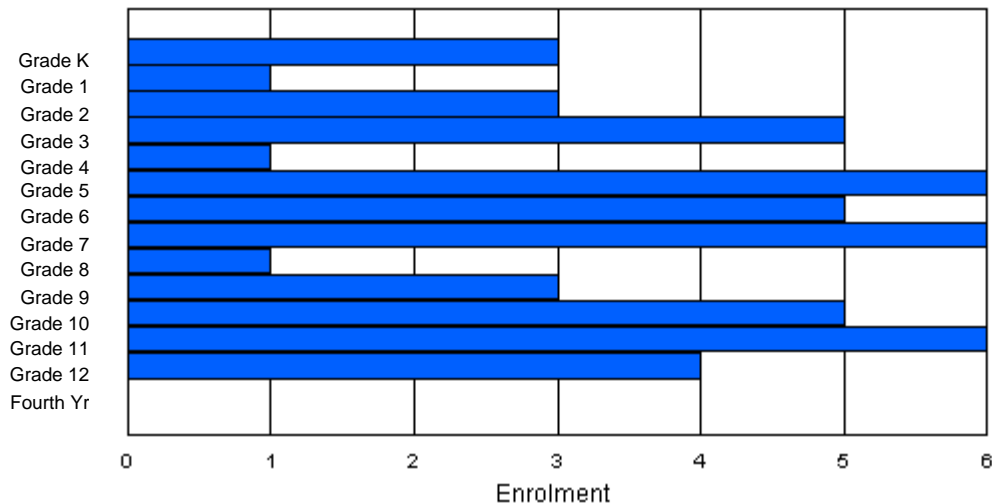
Enrolment By Age and Gender

Gender	Age																	Total
	5	6	7	8	9	10	11	12	13	14	15	16	17	18	19	20>		
Male	1	1	0	3	1	1	3	3	1	1	1	3	3	3	0	0	25	
Female	2	0	3	2	0	5	2	2	0	3	1	2	2	0	0	24		
Total	3	1	3	5	1	6	5	5	1	4	2	5	5	3	0	0	49	

Enrolment By Grade and Gender

Gender	K	Grade														Total
		1	2	3	4	5	6	7	8	9	10	11	12	4th		
Male	1	1	0	3	1	1	3	4	0	1	4	4	2	0	25	
Female	2	0	3	2	0	5	2	2	1	2	1	2	2	0	24	
Total	3	1	3	5	1	6	5	6	1	3	5	6	4	0	49	

Enrolment By Grade
For 016



* Data from the 2009-2010 AGR(Enrolment/Age as of the last day in Sept./Dec.)

** Newfoundland Statistics Classification System

*** May include itinerant teachers

District 1 - Labrador

#017 - Northern Lights Academy, Rigolet

Classification: Rural
Offers Distance Education: Yes

Grades: K-12 Number of Grades: 13

[School FTE PTR : 6.7](#)
[District FTE PTR : 11.1](#)
[Provincial FTE PTR : 12.1](#)

[FTE Teachers](#) *** : 6.5

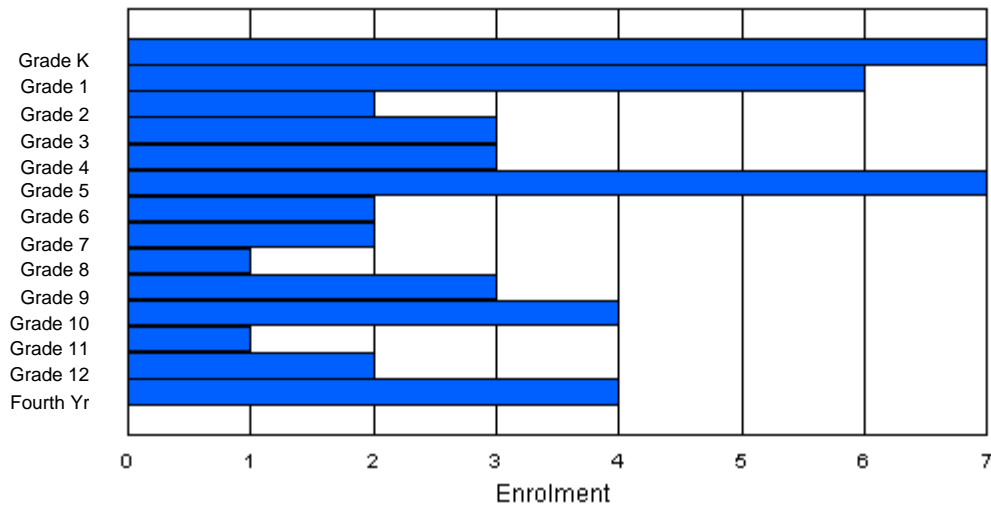
Enrolment By Age and Gender

Gender	Age																	Total
	5	6	7	8	9	10	11	12	13	14	15	16	17	18	19	20>		
Male	3	2	1	0	2	2	1	2	1	1	2	0	0	0	1	0	18	
Female	4	3	2	3	1	5	0	0	1	0	2	2	3	3	0	0	29	
Total	7	5	3	3	3	7	1	2	2	1	4	2	3	3	1	0	47	

Enrolment By Grade and Gender

Gender	K	Grade													Total
		1	2	3	4	5	6	7	8	9	10	11	12	4th	
Male	3	2	1	0	2	2	2	2	0	2	1	0	0	1	18
Female	4	4	1	3	1	5	0	0	1	1	3	1	2	3	29
Total	7	6	2	3	3	7	2	2	1	3	4	1	2	4	47

Enrolment By Grade
For 017



* Data from the 2009-2010 AGR(Enrolment/Age as of the last day in Sept./Dec.)

** Newfoundland Statistics Classification System

*** May include itinerant teachers

District 1 - Labrador

#381 - J.R. Smallwood Middle School, Wabush

Classification: Urban
Offers Distance Education: No

Grades: 4-7 Number of Grades: 4

[School FTE PTR : 13.3](#)
[District FTE PTR : 11.1](#)
[Provincial FTE PTR : 12.1](#)

[FTE Teachers](#) *** : 33.5

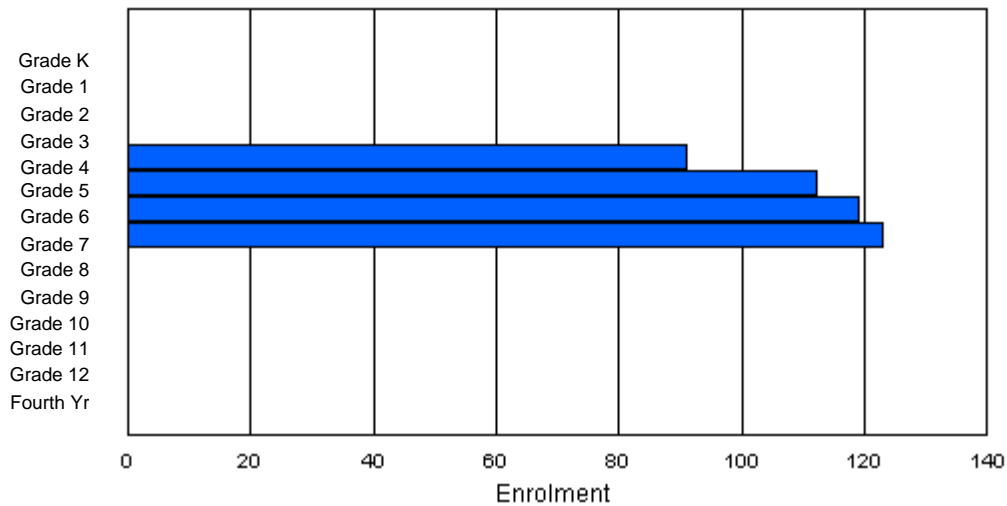
Enrolment By Age and Gender

Gender	Age																Total
	5	6	7	8	9	10	11	12	13	14	15	16	17	18	19	20>	
Male	0	0	0	1	47	60	67	60	5	1	0	0	0	1	0	0	242
Female	0	0	0	0	42	50	51	56	4	0	0	0	0	0	0	0	203
Total	0	0	0	1	89	110	118	116	9	1	0	0	0	1	0	0	445

Enrolment By Grade and Gender

Gender	Grade														Total
	K	1	2	3	4	5	6	7	8	9	10	11	12	4th	
Male	0	0	0	0	49	61	67	65	0	0	0	0	0	0	242
Female	0	0	0	0	42	51	52	58	0	0	0	0	0	0	203
Total	0	0	0	0	91	112	119	123	0	0	0	0	0	0	445

Enrolment By Grade
For 381



* Data from the 2009-2010 AGR(Enrolment/Age as of the last day in Sept./Dec.)

** Newfoundland Statistics Classification System

*** May include itinerant teachers

District 1 - Labrador

#477 - Mealy Mountain Collegiate, Happy Valley-Goose Bay

Classification: Urban
Offers Distance Education: No

Grades: 8-12 Number of Grades: 5

[School FTE PTR : 15.3](#)
[District FTE PTR : 11.1](#)
[Provincial FTE PTR : 12.1](#)

[FTE Teachers](#) *** : 35.0

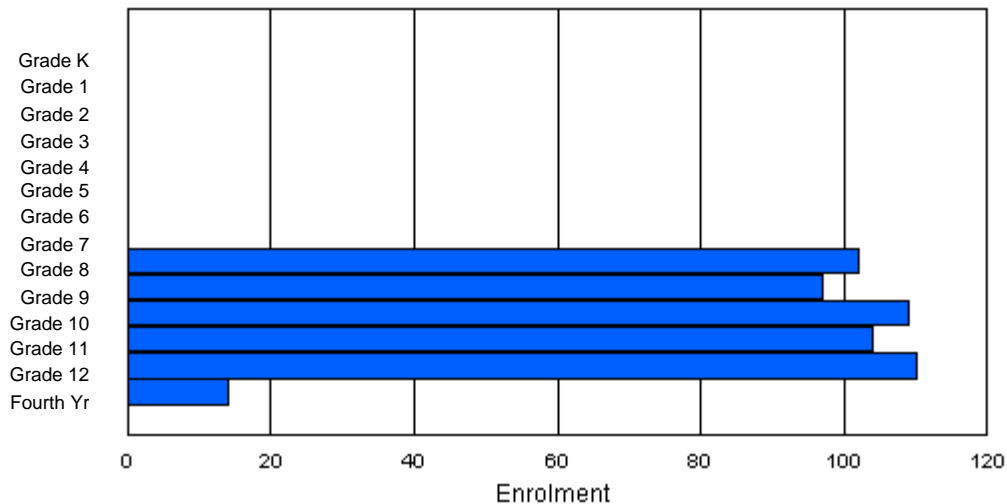
Enrolment By Age and Gender

Gender	Age																	Total
	5	6	7	8	9	10	11	12	13	14	15	16	17	18	19	20>		
Male	0	0	0	0	0	0	0	0	40	45	55	52	65	15	0	3	275	
Female	0	0	0	0	0	0	0	0	55	48	61	42	40	13	1	1	261	
Total	0	0	0	0	0	0	0	0	95	93	116	94	105	28	1	4	536	

Enrolment By Grade and Gender

Gender	Grade															Total
	K	1	2	3	4	5	6	7	8	9	10	11	12	4th		
Male	0	0	0	0	0	0	0	0	43	47	53	56	66	10	275	
Female	0	0	0	0	0	0	0	0	59	50	56	48	44	4	261	
Total	0	0	0	0	0	0	0	0	102	97	109	104	110	14	536	

Enrolment By Grade
For 477



* Data from the 2009-2010 AGR(Enrolment/Age as of the last day in Sept./Dec.)

** Newfoundland Statistics Classification System

*** May include itinerant teachers

District 2 - Western

#022 - William Gillett Academy, Charlottetown, LAB

Classification: Rural
Offers Distance Education: Yes

Grades: K-12 Number of Grades: 13

[School FTE PTR : 10.5](#)
[District FTE PTR : 11.2](#)
[Provincial FTE PTR : 12.1](#)

[FTE Teachers](#) *** : 6.8

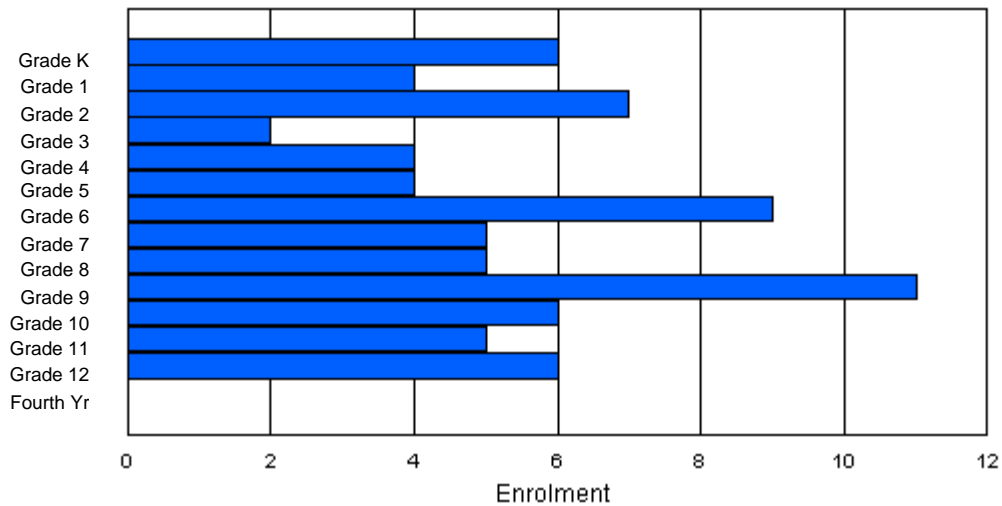
Enrolment By Age and Gender

Gender	Age																	Total
	5	6	7	8	9	10	11	12	13	14	15	16	17	18	19	20>		
Male	2	1	4	1	3	2	4	2	1	5	6	2	5	0	0	0	38	
Female	4	2	4	1	1	2	5	3	4	5	1	3	1	0	0	0	36	
Total	6	3	8	2	4	4	9	5	5	10	7	5	6	0	0	0	74	

Enrolment By Grade and Gender

Gender	Grade															Total
	K	1	2	3	4	5	6	7	8	9	10	11	12	4th		
Male	2	2	3	1	3	2	4	2	1	6	5	2	5	0	38	
Female	4	2	4	1	1	2	5	3	4	5	1	3	1	0	36	
Total	6	4	7	2	4	4	9	5	5	11	6	5	6	0	74	

Enrolment By Grade
For 022



* Data from the 2009-2010 AGR(Enrolment/Age as of the last day in Sept./Dec.)

** Newfoundland Statistics Classification System

*** May include itinerant teachers

District 2 - Western

#023 - Sacred Heart AG, Conche

Classification: Rural
Offers Distance Education: Yes

Grades: K-3,5-8,10-12 Number of Grades: 11

[School FTE PTR : 6.7](#)
[District FTE PTR : 11.2](#)
[Provincial FTE PTR : 12.1](#)

[FTE Teachers](#) *** : 3.0

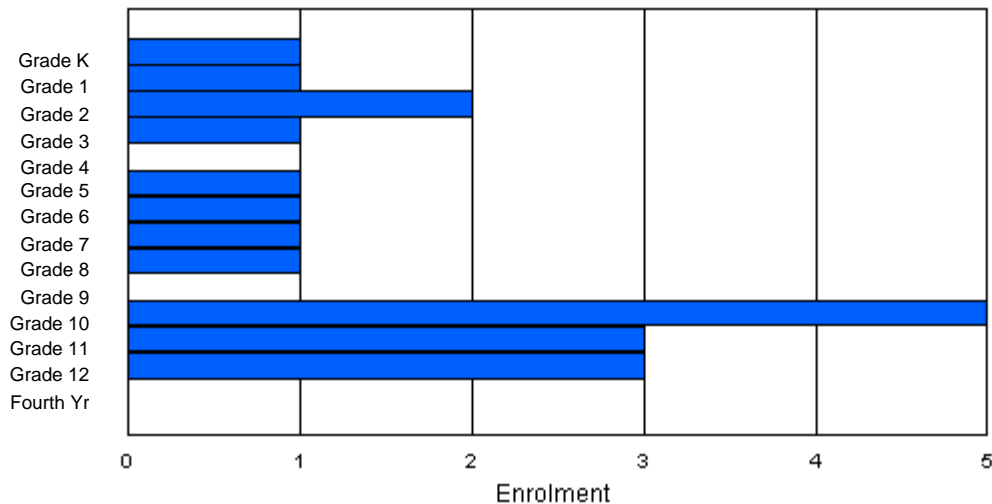
Enrolment By Age and Gender

Gender	Age																	Total
	5	6	7	8	9	10	11	12	13	14	15	16	17	18	19	20>		
Male	0	0	1	1	0	1	0	1	1	0	3	0	0	0	0	0	8	
Female	1	1	1	0	0	0	1	0	0	0	2	3	3	0	0	0	12	
Total	1	1	2	1	0	1	1	1	1	0	5	3	3	0	0	0	20	

Enrolment By Grade and Gender

Gender	Grade															Total
	K	1	2	3	4	5	6	7	8	9	10	11	12	4th		
Male	0	0	1	1	0	1	0	1	1	0	3	0	0	0	8	
Female	1	1	1	0	0	0	1	0	0	0	2	3	3	0	12	
Total	1	1	2	1	0	1	1	1	1	0	5	3	3	0	20	

Enrolment By Grade
For 023



* Data from the 2009-2010 AGR(Enrolment/Age as of the last day in Sept./Dec.)

** Newfoundland Statistics Classification System

*** May include itinerant teachers

District 2 - Western

#024 - James Cook Memorial, Cook's Harbour

Classification: Rural
Offers Distance Education: Yes

Grades: 3-12

Number of Grades: 10

[School FTE PTR : 5.8](#)

[District FTE PTR : 11.2](#)

[Provincial FTE PTR : 12.1](#)

[FTE Teachers](#) *** : 5.0

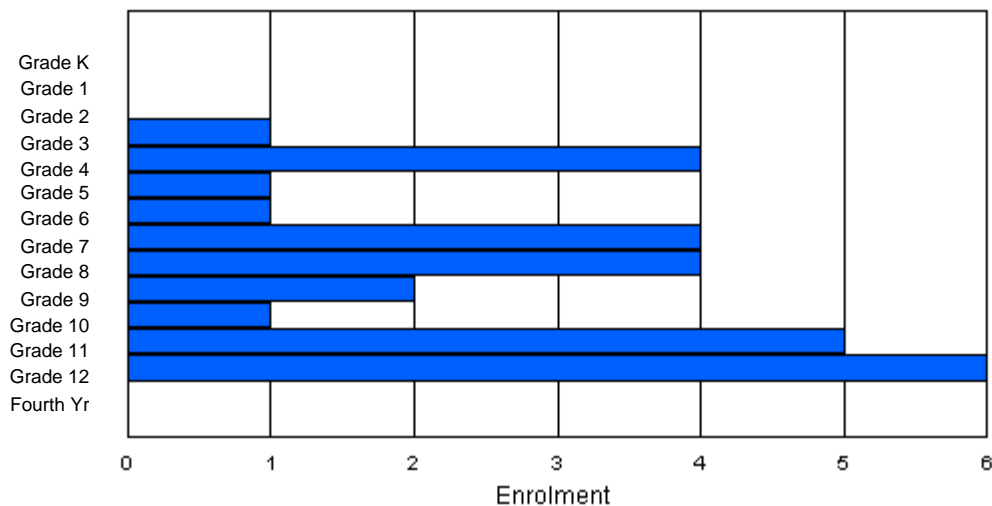
Enrolment By Age and Gender

Gender	Age																	Total
	5	6	7	8	9	10	11	12	13	14	15	16	17	18	19	20>		
Male	0	0	0	0	3	1	1	2	1	1	0	3	3	0	0	0	15	
Female	0	0	0	1	1	0	0	2	3	1	1	2	3	0	0	0	14	
Total	0	0	0	1	4	1	1	4	4	2	1	5	6	0	0	0	29	

Enrolment By Grade and Gender

Gender	Grade															Total
	K	1	2	3	4	5	6	7	8	9	10	11	12	4th		
Male	0	0	0	0	3	1	1	2	1	1	0	3	3	0	15	
Female	0	0	0	1	1	0	0	2	3	1	1	2	3	0	14	
Total	0	0	0	1	4	1	1	4	4	2	1	5	6	0	29	

Enrolment By Grade
For 024



* Data from the 2009-2010 AGR(Enrolment/Age as of the last day in Sept./Dec.)

** Newfoundland Statistics Classification System

*** May include itinerant teachers

District 2 - Western

#026 - H.G. Fillier Academy, Englee

Classification: Rural
Offers Distance Education: No

Grades: K-9 Number of Grades: 10

[School FTE PTR : 6.5](#)
[District FTE PTR : 11.2](#)
[Provincial FTE PTR : 12.1](#)

[FTE Teachers](#) *** : 7.0

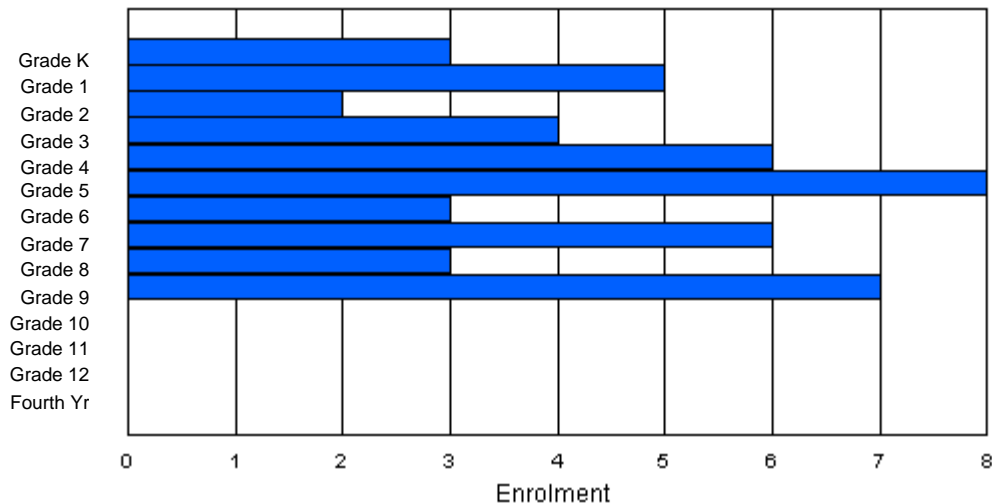
Enrolment By Age and Gender

Gender	Age																Total
	5	6	7	8	9	10	11	12	13	14	15	16	17	18	19	20>	
Male	3	4	0	2	4	4	1	2	1	3	1	0	0	0	0	0	25
Female	0	1	2	2	2	4	1	5	1	4	0	0	0	0	0	0	22
Total	3	5	2	4	6	8	2	7	2	7	1	0	0	0	0	0	47

Enrolment By Grade and Gender

Gender	K	Grade													Total
		1	2	3	4	5	6	7	8	9	10	11	12	4th	
Male	3	4	0	2	4	4	1	2	1	4	0	0	0	0	25
Female	0	1	2	2	2	4	2	4	2	3	0	0	0	0	22
Total	3	5	2	4	6	8	3	6	3	7	0	0	0	0	47

Enrolment By Grade
For 026



* Data from the 2009-2010 AGR(Enrolment/Age as of the last day in Sept./Dec.)

** Newfoundland Statistics Classification System

*** May include itinerant teachers

District 2 - Western

#027 - Canon Richards High School, Flower's Cove

Classification: Rural
Offers Distance Education: Yes

Grades: 7-12

Number of Grades: 6

[School FTE PTR : 11.1](#)

[District FTE PTR : 11.2](#)

[Provincial FTE PTR : 12.1](#)

[FTE Teachers](#) *** : 9.0

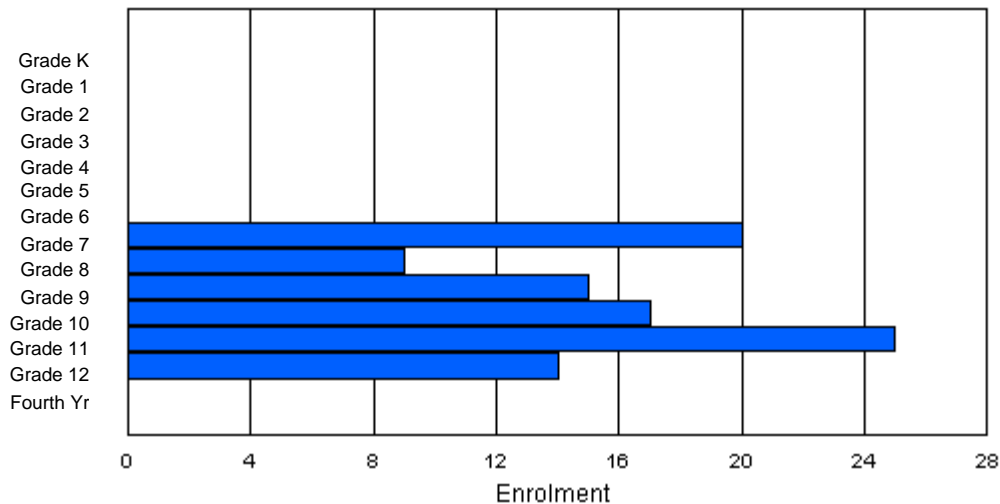
Enrolment By Age and Gender

Gender	Age																	Total
	5	6	7	8	9	10	11	12	13	14	15	16	17	18	19	20>		
Male	0	0	0	0	0	0	0	13	4	7	7	14	7	0	0	0	52	
Female	0	0	0	0	0	0	0	7	5	8	9	11	8	0	0	0	48	
Total	0	0	0	0	0	0	0	20	9	15	16	25	15	0	0	0	100	

Enrolment By Grade and Gender

Gender	Grade															Total
	K	1	2	3	4	5	6	7	8	9	10	11	12	4th		
Male	0	0	0	0	0	0	0	13	4	7	8	14	6	0	52	
Female	0	0	0	0	0	0	0	7	5	8	9	11	8	0	48	
Total	0	0	0	0	0	0	0	20	9	15	17	25	14	0	100	

Enrolment By Grade
For 027



* Data from the 2009-2010 AGR(Enrolment/Age as of the last day in Sept./Dec.)

** Newfoundland Statistics Classification System

*** May include itinerant teachers

District 2 - Western

#028 - Straits Elementary, Flower's Cove

Classification: Rural
Offers Distance Education: No

Grades: K-6 Number of Grades: 7

[School FTE PTR : 13.8](#)
[District FTE PTR : 11.2](#)
[Provincial FTE PTR : 12.1](#)

[FTE Teachers](#) *** : 9.0

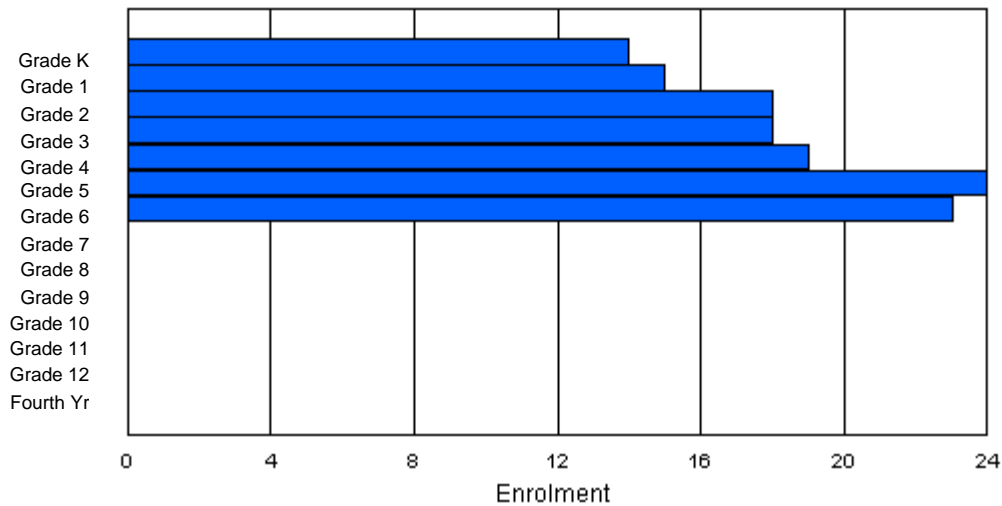
Enrolment By Age and Gender

Gender	Age																Total
	5	6	7	8	9	10	11	12	13	14	15	16	17	18	19	20>	
Male	7	5	13	7	11	13	10	0	0	0	0	0	0	0	0	0	66
Female	7	10	5	11	8	11	12	1	0	0	0	0	0	0	0	0	65
Total	14	15	18	18	19	24	22	1	0	0	0	0	0	0	0	0	131

Enrolment By Grade and Gender

Gender	Grade														Total
	K	1	2	3	4	5	6	7	8	9	10	11	12	4th	
Male	7	5	13	7	11	13	10	0	0	0	0	0	0	0	66
Female	7	10	5	11	8	11	13	0	0	0	0	0	0	0	65
Total	14	15	18	18	19	24	23	0	0	0	0	0	0	0	131

Enrolment By Grade
For 028



* Data from the 2009-2010 AGR(Enrolment/Age as of the last day in Sept./Dec.)

** Newfoundland Statistics Classification System

*** May include itinerant teachers

District 2 - Western

#030 - Mountain Feild Academy, Forteau

Classification: Rural
Offers Distance Education: Yes

Grades: K-12 Number of Grades: 13

[School FTE PTR : 8.9](#)
[District FTE PTR : 11.2](#)
[Provincial FTE PTR : 12.1](#)

[FTE Teachers](#) *** : 15.0

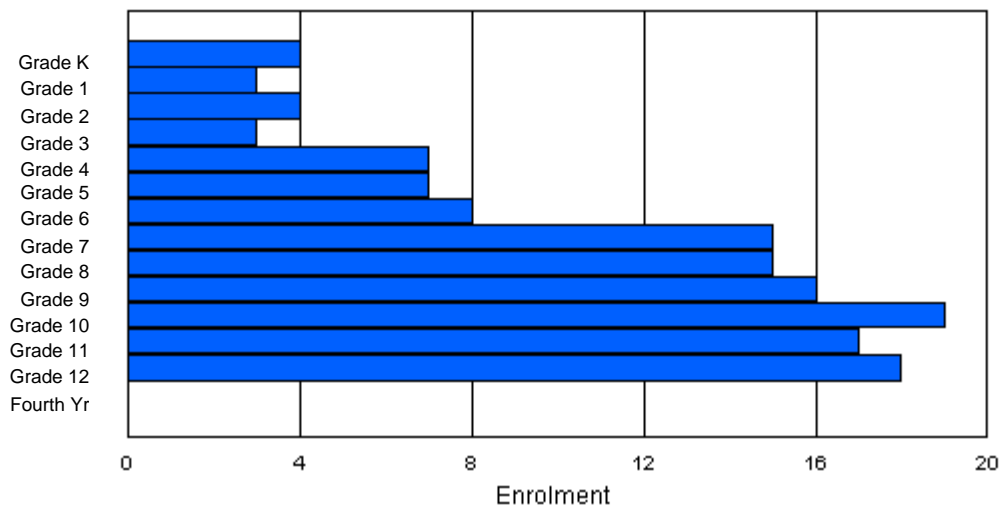
Enrolment By Age and Gender

Gender	Age																	Total
	5	6	7	8	9	10	11	12	13	14	15	16	17	18	19	20>		
Male	2	2	3	2	4	4	4	5	10	8	8	9	11	3	0	0	75	
Female	2	1	1	1	3	3	4	10	5	8	11	8	4	0	0	0	61	
Total	4	3	4	3	7	7	8	15	15	16	19	17	15	3	0	0	136	

Enrolment By Grade and Gender

Gender	Grade															Total
	K	1	2	3	4	5	6	7	8	9	10	11	12	4th		
Male	2	2	3	2	4	4	4	5	10	8	8	9	14	0	75	
Female	2	1	1	1	3	3	4	10	5	8	11	8	4	0	61	
Total	4	3	4	3	7	7	8	15	15	16	19	17	18	0	136	

Enrolment By Grade
For 030



* Data from the 2009-2010 AGR(Enrolment/Age as of the last day in Sept./Dec.)

** Newfoundland Statistics Classification System

*** May include itinerant teachers

District 2 - Western

#032 - Truman Eddison Memorial, Griquet

Classification: Rural
Offers Distance Education: No

Grades: K-6 Number of Grades: 7

[School FTE PTR : 8.0](#)
[District FTE PTR : 11.2](#)
[Provincial FTE PTR : 12.1](#)

[FTE Teachers](#) *** : 5.0

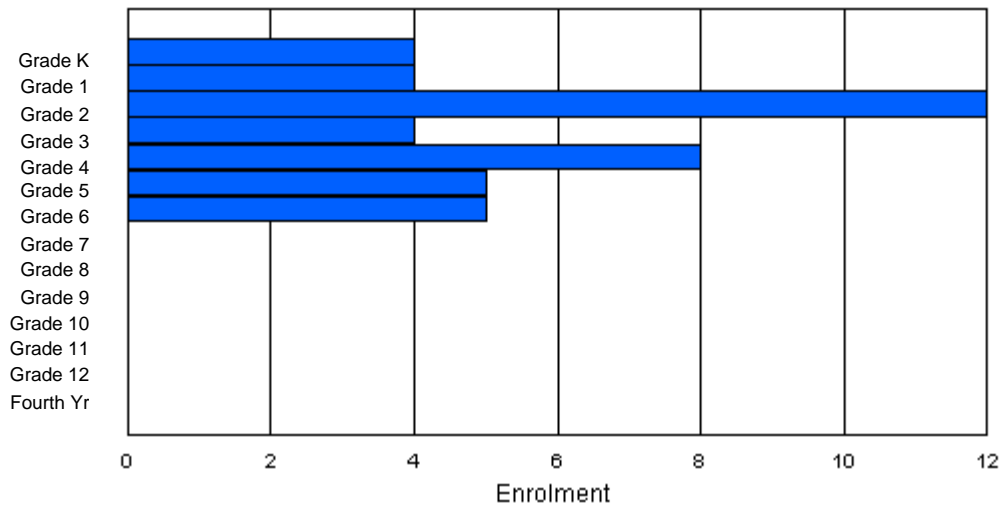
Enrolment By Age and Gender

Gender	Age																Total
	5	6	7	8	9	10	11	12	13	14	15	16	17	18	19	20>	
Male	0	4	5	3	2	4	1	0	0	0	0	0	0	0	0	0	19
Female	3	1	7	1	6	1	4	0	0	0	0	0	0	0	0	0	23
Total	3	5	12	4	8	5	5	0	0	0	0	0	0	0	0	0	42

Enrolment By Grade and Gender

Gender	K	Grade													Total
		1	2	3	4	5	6	7	8	9	10	11	12	4th	
Male	1	3	5	3	2	4	1	0	0	0	0	0	0	0	19
Female	3	1	7	1	6	1	4	0	0	0	0	0	0	0	23
Total	4	4	12	4	8	5	5	0	0	0	0	0	0	0	42

Enrolment By Grade
For 032



* Data from the 2009-2010 AGR(Enrolment/Age as of the last day in Sept./Dec.)

** Newfoundland Statistics Classification System

*** May include itinerant teachers

District 2 - Western

#034 - Torrent River Academy, Hawke's Bay

Classification: Rural
Offers Distance Education: No

Grades: K-6 Number of Grades: 7

[School FTE PTR : 6.3](#)
[District FTE PTR : 11.2](#)
[Provincial FTE PTR : 12.1](#)

[FTE Teachers](#) *** : 4.0

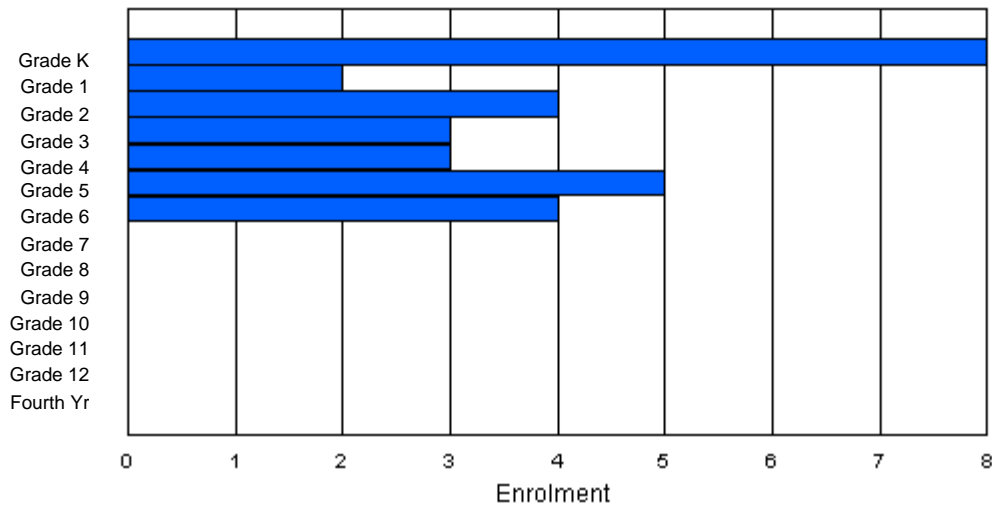
Enrolment By Age and Gender

Gender	Age																Total
	5	6	7	8	9	10	11	12	13	14	15	16	17	18	19	20>	
Male	4	1	1	0	1	1	1	1	0	0	0	0	0	0	0	0	10
Female	4	1	3	3	2	4	2	0	0	0	0	0	0	0	0	0	19
Total	8	2	4	3	3	5	3	1	0	0	0	0	0	0	0	0	29

Enrolment By Grade and Gender

Gender	K	Grade												Total	
		1	2	3	4	5	6	7	8	9	10	11	12		4th
Male	4	1	1	0	1	1	2	0	0	0	0	0	0	0	10
Female	4	1	3	3	2	4	2	0	0	0	0	0	0	0	19
Total	8	2	4	3	3	5	4	0	0	0	0	0	0	0	29

Enrolment By Grade
For 034



* Data from the 2009-2010 AGR(Enrolment/Age as of the last day in Sept./Dec.)

** Newfoundland Statistics Classification System

*** May include itinerant teachers

District 2 - Western

#036 - St. Paul's Elementary, L'Anse au Loup

Classification: Rural
Offers Distance Education: No

Grades: K-6 Number of Grades: 7

[School FTE PTR : 7.5](#)
[District FTE PTR : 11.2](#)
[Provincial FTE PTR : 12.1](#)

[FTE Teachers](#) *** : 5.0

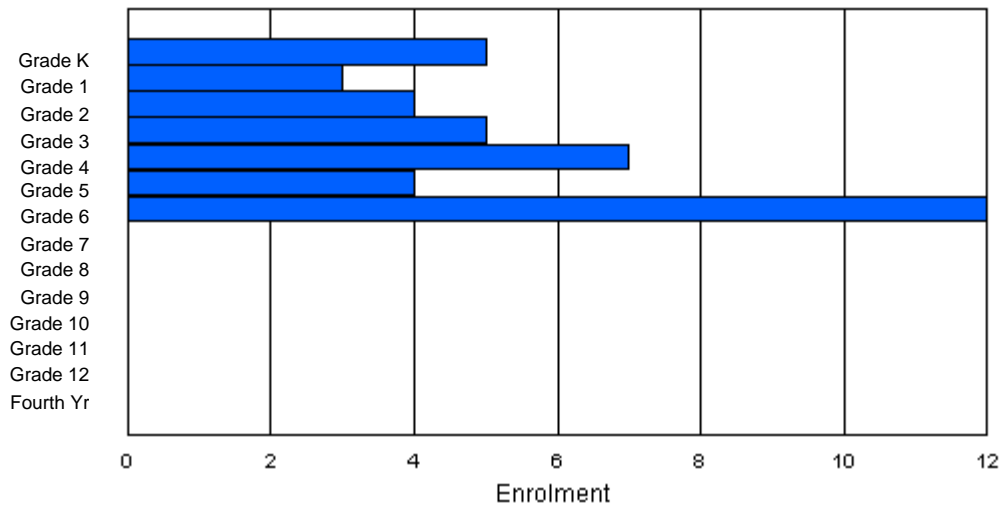
Enrolment By Age and Gender

Gender	Age																	Total
	5	6	7	8	9	10	11	12	13	14	15	16	17	18	19	20>		
Male	5	2	0	2	4	2	6	0	0	0	0	0	0	0	0	0	21	
Female	0	1	4	3	2	3	6	0	0	0	0	0	0	0	0	0	19	
Total	5	3	4	5	6	5	12	0	0	0	0	0	0	0	0	0	40	

Enrolment By Grade and Gender

Gender	Grade															Total
	K	1	2	3	4	5	6	7	8	9	10	11	12	4th		
Male	5	2	0	2	4	2	6	0	0	0	0	0	0	0	21	
Female	0	1	4	3	3	2	6	0	0	0	0	0	0	0	19	
Total	5	3	4	5	7	4	12	0	0	0	0	0	0	0	40	

Enrolment By Grade
For 036



* Data from the 2009-2010 AGR(Enrolment/Age as of the last day in Sept./Dec.)

** Newfoundland Statistics Classification System

*** May include itinerant teachers

District 2 - Western

#039 - Mary Simms All-Grade, Main Brook

Classification: Rural
Offers Distance Education: Yes

Grades: K-12 Number of Grades: 13

[School FTE PTR : 7.1](#)
[District FTE PTR : 11.2](#)
[Provincial FTE PTR : 12.1](#)

[FTE Teachers](#) *** : 5.0

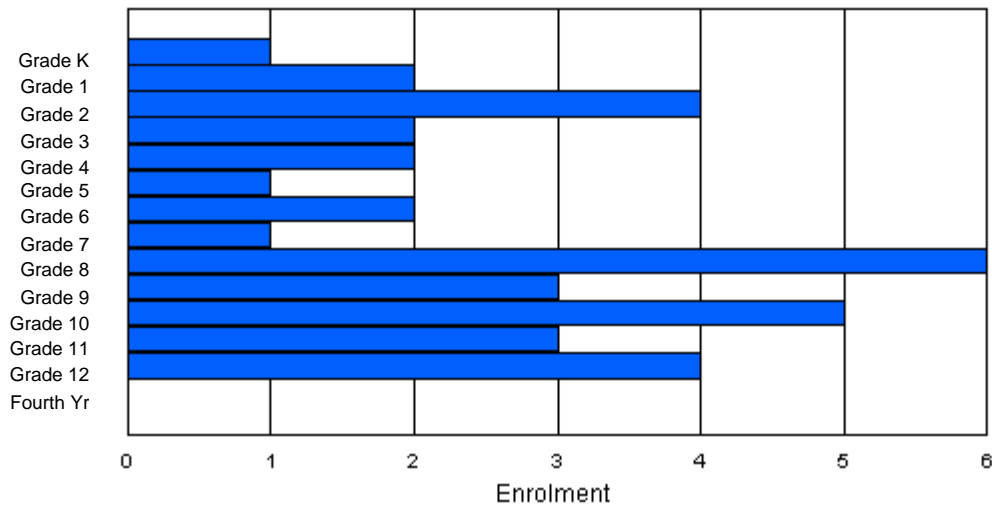
Enrolment By Age and Gender

Gender	Age																	Total
	5	6	7	8	9	10	11	12	13	14	15	16	17	18	19	20>		
Male	1	1	2	2	1	1	1	3	2	4	1	2	2	0	0	0	23	
Female	0	1	1	1	0	1	0	0	1	1	1	2	4	0	0	0	13	
Total	1	2	3	3	1	2	1	3	3	5	2	4	6	0	0	0	36	

Enrolment By Grade and Gender

Gender	K	Grade													Total
		1	2	3	4	5	6	7	8	9	10	11	12	4th	
Male	1	1	3	1	2	0	2	1	5	2	4	1	0	0	23
Female	0	1	1	1	0	1	0	0	1	1	1	2	4	0	13
Total	1	2	4	2	2	1	2	1	6	3	5	3	4	0	36

Enrolment By Grade
For 039



* Data from the 2009-2010 AGR(Enrolment/Age as of the last day in Sept./Dec.)

** Newfoundland Statistics Classification System

*** May include itinerant teachers

District 2 - Western

#040 - St. Mary's AG, Mary's Harbour

Classification: Rural
Offers Distance Education: Yes

Grades: K-12 Number of Grades: 13

[School FTE PTR : 7.3](#)
[District FTE PTR : 11.2](#)
[Provincial FTE PTR : 12.1](#)

[FTE Teachers](#) *** : 12.0

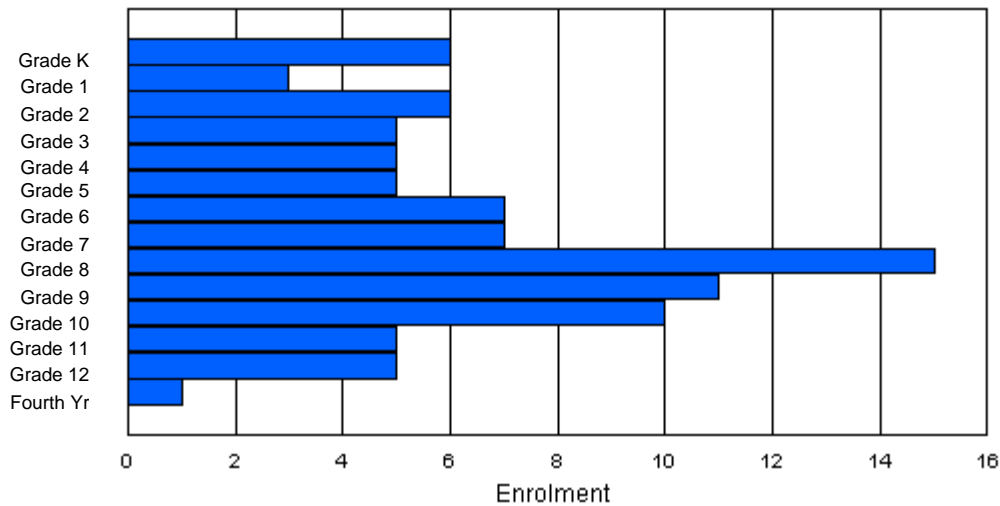
Enrolment By Age and Gender

Gender	Age																	Total
	5	6	7	8	9	10	11	12	13	14	15	16	17	18	19	20>		
Male	2	3	4	4	1	4	5	3	10	4	4	3	4	0	0	0	51	
Female	4	0	2	1	4	1	2	4	4	8	5	3	1	1	0	0	40	
Total	6	3	6	5	5	5	7	7	14	12	9	6	5	1	0	0	91	

Enrolment By Grade and Gender

Gender	Grade															Total
	K	1	2	3	4	5	6	7	8	9	10	11	12	4th		
Male	2	3	4	4	1	4	5	3	11	3	5	2	4	0	51	
Female	4	0	2	1	4	1	2	4	4	8	5	3	1	1	40	
Total	6	3	6	5	5	5	7	7	15	11	10	5	5	1	91	

Enrolment By Grade
For 040



* Data from the 2009-2010 AGR(Enrolment/Age as of the last day in Sept./Dec.)

** Newfoundland Statistics Classification System

*** May include itinerant teachers

District 2 - Western

#041 - Raymond Ward Memorial, Norman Bay

Classification: Rural
Offers Distance Education: Yes

Grades: 4-5,7-8,10-12 Number of Grades: 7

[School FTE PTR : 6.0](#)
[District FTE PTR : 11.2](#)
[Provincial FTE PTR : 12.1](#)

[FTE Teachers](#) *** : 2.0

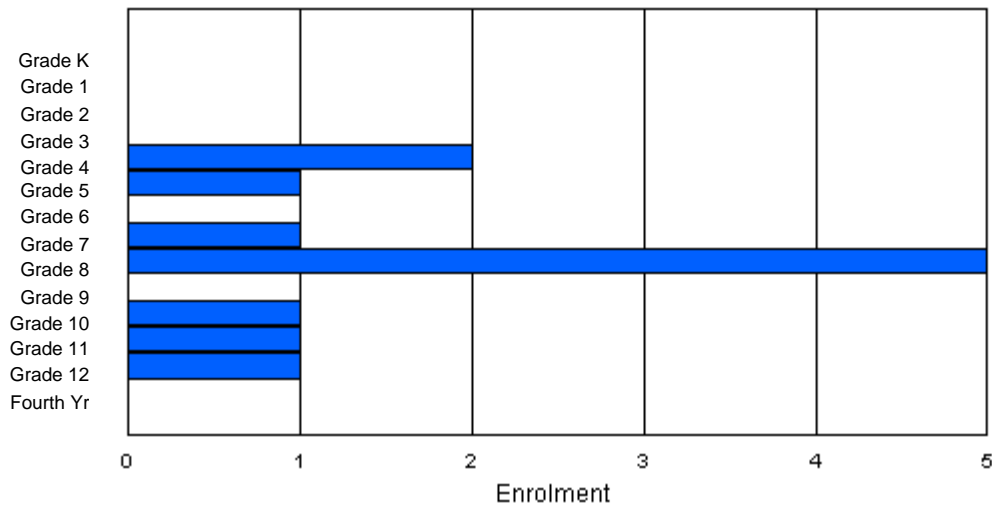
Enrolment By Age and Gender

Gender	Age																	Total
	5	6	7	8	9	10	11	12	13	14	15	16	17	18	19	20>		
Male	0	0	0	0	2	1	0	0	2	1	1	0	0	0	0	0	7	
Female	0	0	0	0	0	0	0	1	2	0	0	0	2	0	0	0	5	
Total	0	0	0	0	2	1	0	1	4	1	1	0	2	0	0	0	12	

Enrolment By Grade and Gender

Gender	Grade															Total
	K	1	2	3	4	5	6	7	8	9	10	11	12	4th		
Male	0	0	0	0	2	1	0	0	3	0	1	0	0	0	7	
Female	0	0	0	0	0	0	0	1	2	0	0	1	1	0	5	
Total	0	0	0	0	2	1	0	1	5	0	1	1	1	0	12	

Enrolment By Grade
For 041



* Data from the 2009-2010 AGR(Enrolment/Age as of the last day in Sept./Dec.)

** Newfoundland Statistics Classification System

*** May include itinerant teachers

District 2 - Western

#046 - D.C. Young School, Port Hope Simpson

Classification: Rural
Offers Distance Education: Yes

Grades: K-12 Number of Grades: 13

[School FTE PTR : 7.3](#)
[District FTE PTR : 11.2](#)
[Provincial FTE PTR : 12.1](#)

[FTE Teachers](#) *** : 10.0

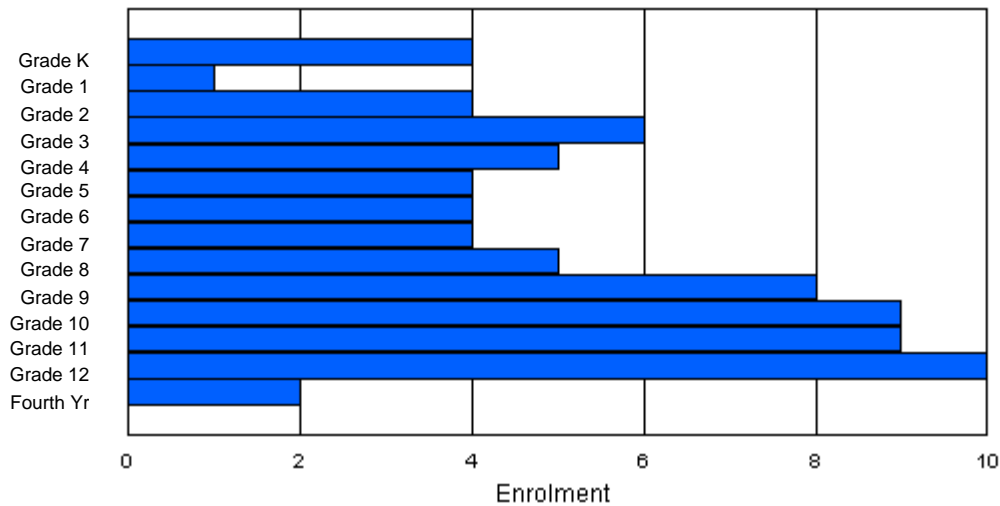
Enrolment By Age and Gender

Gender	Age																Total
	5	6	7	8	9	10	11	12	13	14	15	16	17	18	19	20>	
Male	2	2	1	1	3	2	0	1	2	5	6	3	4	2	1	0	35
Female	0	1	3	5	2	2	4	3	3	3	4	5	1	1	0	40	
Total	2	3	4	6	5	4	4	4	5	8	9	7	9	3	2	0	75

Enrolment By Grade and Gender

Gender	K	Grade													Total
		1	2	3	4	5	6	7	8	9	10	11	12	4th	
Male	4	0	1	1	3	2	0	1	2	5	6	4	5	1	35
Female	0	1	3	5	2	2	4	3	3	3	3	5	5	1	40
Total	4	1	4	6	5	4	4	4	5	8	9	9	10	2	75

Enrolment By Grade
For 046



* Data from the 2009-2010 AGR(Enrolment/Age as of the last day in Sept./Dec.)

** Newfoundland Statistics Classification System

*** May include itinerant teachers

District 2 - Western

#047 - Roncalli Central High, Port Saunders

Classification: Rural
Offers Distance Education: Yes

Grades: 7-12 Number of Grades: 6

[School FTE PTR : 10.7](#)
[District FTE PTR : 11.2](#)
[Provincial FTE PTR : 12.1](#)

[FTE Teachers](#) *** : 12.0

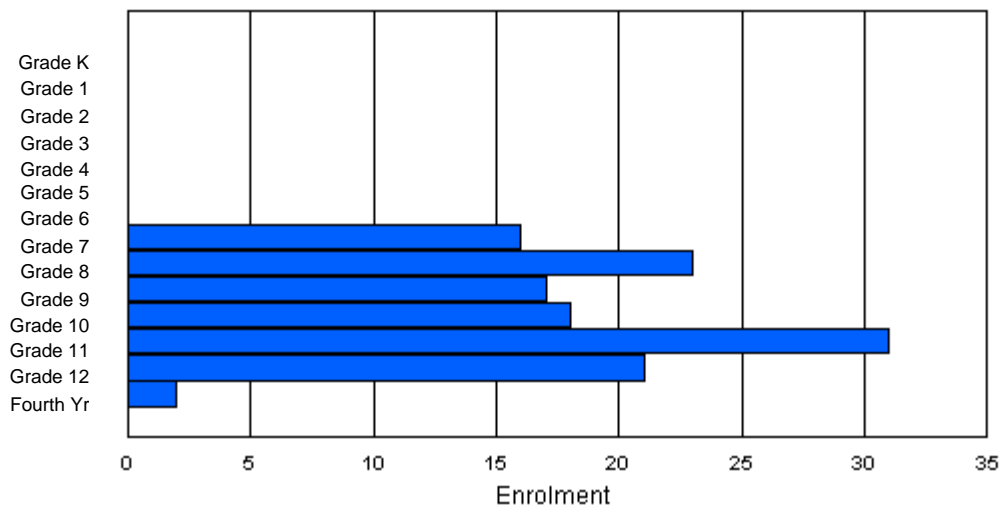
Enrolment By Age and Gender

Gender	Age																	Total
	5	6	7	8	9	10	11	12	13	14	15	16	17	18	19	20>		
Male	0	0	0	0	0	0	0	9	13	10	10	10	10	3	0	0	65	
Female	0	0	0	0	0	0	0	8	9	5	8	20	11	2	0	0	63	
Total	0	0	0	0	0	0	0	17	22	15	18	30	21	5	0	0	128	

Enrolment By Grade and Gender

Gender	Grade															Total
	K	1	2	3	4	5	6	7	8	9	10	11	12	4th		
Male	0	0	0	0	0	0	0	9	13	11	10	9	12	1	65	
Female	0	0	0	0	0	0	0	7	10	6	8	22	9	1	63	
Total	0	0	0	0	0	0	0	16	23	17	18	31	21	2	128	

Enrolment By Grade
For 047



* Data from the 2009-2010 AGR(Enrolment/Age as of the last day in Sept./Dec.)

** Newfoundland Statistics Classification System

*** May include itinerant teachers

District 2 - Western

#048 - St. Theresa's Elementary, Port au Choix

Classification: Rural
Offers Distance Education: No

Grades: K-6 Number of Grades: 7

[School FTE PTR : 10.9](#)
[District FTE PTR : 11.2](#)
[Provincial FTE PTR : 12.1](#)

[FTE Teachers](#) *** : 10.0

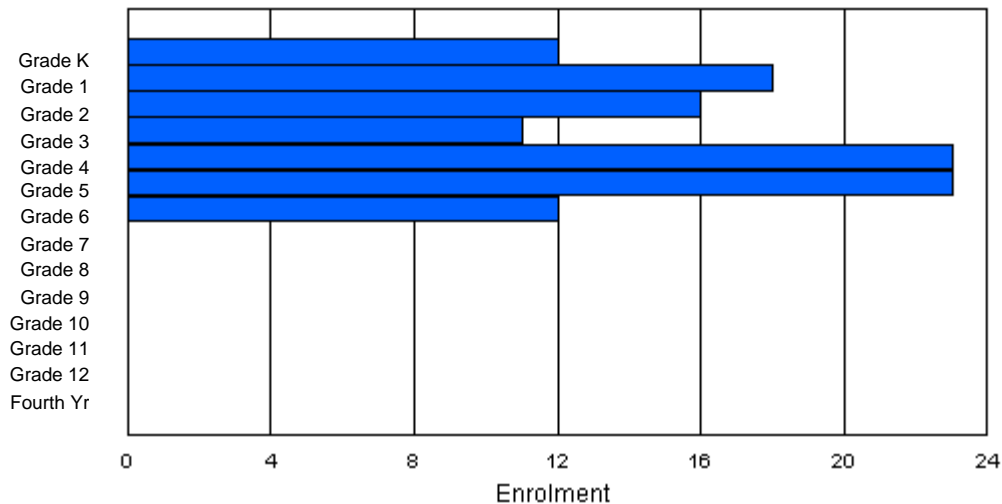
Enrolment By Age and Gender

Gender	Age																Total
	5	6	7	8	9	10	11	12	13	14	15	16	17	18	19	20>	
Male	4	7	9	8	11	8	7	0	0	0	0	0	0	0	0	0	54
Female	8	11	7	3	12	15	5	0	0	0	0	0	0	0	0	0	61
Total	12	18	16	11	23	23	12	0	0	0	0	0	0	0	0	0	115

Enrolment By Grade and Gender

Gender	Grade														Total
	K	1	2	3	4	5	6	7	8	9	10	11	12	4th	
Male	4	7	9	8	11	8	7	0	0	0	0	0	0	0	54
Female	8	11	7	3	12	15	5	0	0	0	0	0	0	0	61
Total	12	18	16	11	23	23	12	0	0	0	0	0	0	0	115

Enrolment By Grade
For 048



* Data from the 2009-2010 AGR(Enrolment/Age as of the last day in Sept./Dec.)

** Newfoundland Statistics Classification System

*** May include itinerant teachers

District 2 - Western

#050 - Basque Memorial, Red Bay

Classification: Rural
Offers Distance Education: Yes

Grades: 2-3,5-12

Number of Grades: 10

[School FTE PTR : 4.7](#)

[District FTE PTR : 11.2](#)

[Provincial FTE PTR : 12.1](#)

[FTE Teachers](#) *** : 5.5

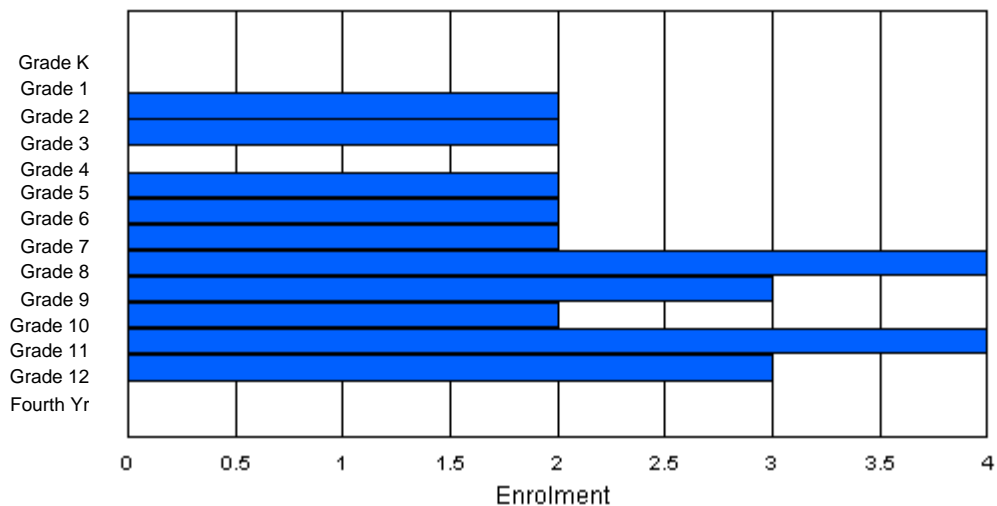
Enrolment By Age and Gender

Gender	Age																	Total
	5	6	7	8	9	10	11	12	13	14	15	16	17	18	19	20>		
Male	0	0	1	1	0	1	1	1	3	1	2	3	1	1	1	0	17	
Female	0	0	1	1	0	1	1	0	2	2	0	0	1	0	0	0	9	
Total	0	0	2	2	0	2	2	1	5	3	2	3	2	1	1	0	26	

Enrolment By Grade and Gender

Gender	Grade															Total
	K	1	2	3	4	5	6	7	8	9	10	11	12	4th		
Male	0	0	1	1	0	1	1	2	2	1	2	4	2	0	17	
Female	0	0	1	1	0	1	1	0	2	2	0	0	1	0	9	
Total	0	0	2	2	0	2	2	2	4	3	2	4	3	0	26	

Enrolment By Grade
For 050



* Data from the 2009-2010 AGR(Enrolment/Age as of the last day in Sept./Dec.)

** Newfoundland Statistics Classification System

*** May include itinerant teachers

District 2 - Western

#052 - Harriot Curtis Collegiate, St. Anthony

Classification: Rural
Offers Distance Education: Yes

Grades: 8-12 Number of Grades: 5

[School FTE PTR : 12.7](#)
[District FTE PTR : 11.2](#)
[Provincial FTE PTR : 12.1](#)

[FTE Teachers](#) *** : 14.3

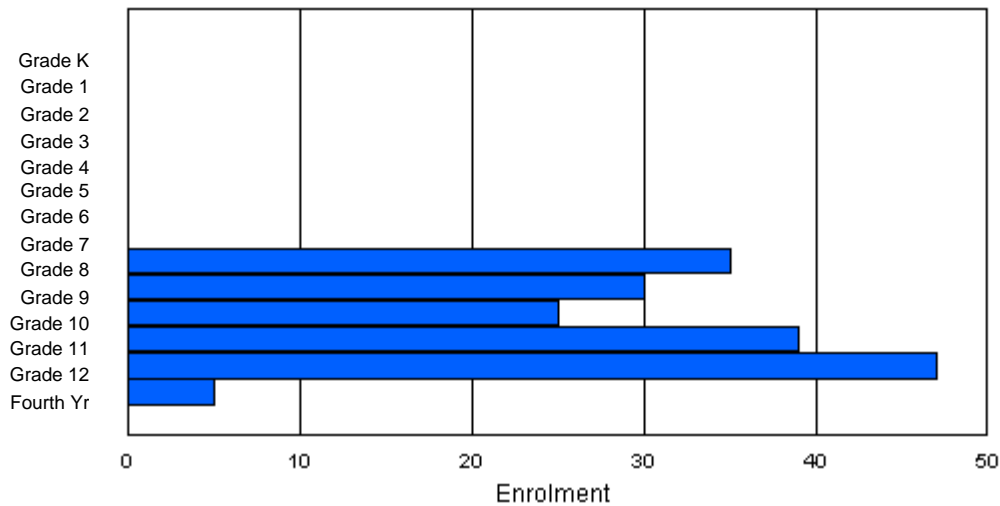
Enrolment By Age and Gender

Gender	Age																	Total
	5	6	7	8	9	10	11	12	13	14	15	16	17	18	19	20>		
Male	0	0	0	0	0	0	0	0	16	14	11	16	25	3	1	0	86	
Female	0	0	0	0	0	0	0	0	19	16	12	19	22	5	2	0	95	
Total	0	0	0	0	0	0	0	0	35	30	23	35	47	8	3	0	181	

Enrolment By Grade and Gender

Gender	Grade															Total
	K	1	2	3	4	5	6	7	8	9	10	11	12	4th		
Male	0	0	0	0	0	0	0	0	16	14	13	19	23	1	86	
Female	0	0	0	0	0	0	0	0	19	16	12	20	24	4	95	
Total	0	0	0	0	0	0	0	0	35	30	25	39	47	5	181	

Enrolment By Grade
For 052



* Data from the 2009-2010 AGR(Enrolment/Age as of the last day in Sept./Dec.)

** Newfoundland Statistics Classification System

*** May include itinerant teachers

District 2 - Western

#053 - St. Anthony Elementary, St. Anthony

Classification: Rural
Offers Distance Education: No

Grades: K-7 Number of Grades: 8

[School FTE PTR : 11.4](#)
[District FTE PTR : 11.2](#)
[Provincial FTE PTR : 12.1](#)

[FTE Teachers](#) *** : 20.5

Enrolment By Age and Gender

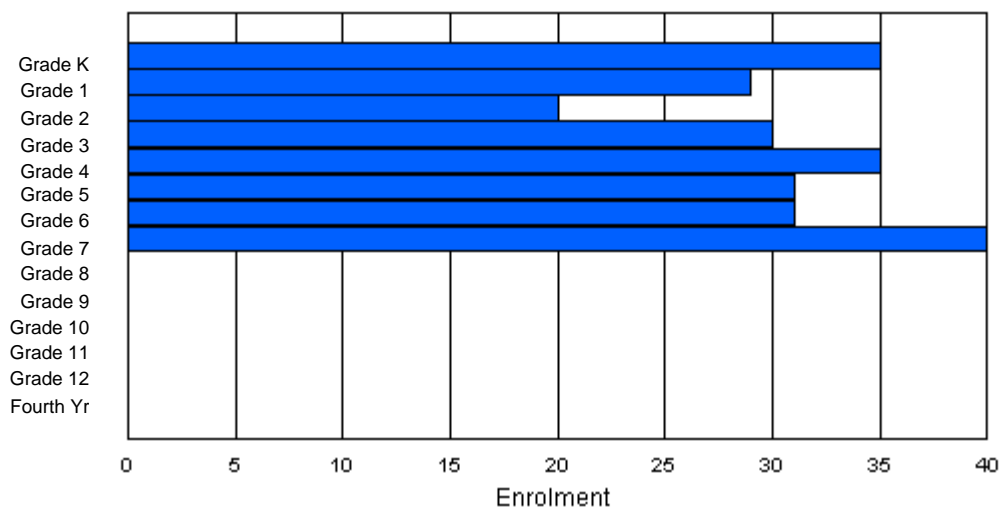
Gender	Age																Total
	5	6	7	8	9	10	11	12	13	14	15	16	17	18	19	20>	
Male	16	15	8	17	18	15	11	20	1	0	0	0	0	0	0	0	121
Female	19	13	12	14	18	14	18	21	1	0	0	0	0	0	0	0	130
Total	35	28	20	31	36	29	29	41	2	0	0	0	0	0	0	0	251

Enrolment By Grade and Gender

Gender	Grade														Total
	K	1	2	3	4	5	6	7	8	9	10	11	12	4th	
Male	16	16	8	16	17	16	13	19	0	0	0	0	0	0	121
Female	19	13	12	14	18	15	18	21	0	0	0	0	0	0	130
Total	35	29	20	30	35	31	31	40	0	0	0	0	0	0	251

Enrolment By Grade

For 053



* Data from the 2009-2010 AGR(Enrolment/Age as of the last day in Sept./Dec.)

** Newfoundland Statistics Classification System

*** May include itinerant teachers

District 2 - Western

#054 - St. Lewis Academy, St. Lewis

Classification: Rural
Offers Distance Education: Yes

Grades: K-5,7-12 Number of Grades: 12

[School FTE PTR : 6.1](#)
[District FTE PTR : 11.2](#)
[Provincial FTE PTR : 12.1](#)

[FTE Teachers](#) *** : 6.0

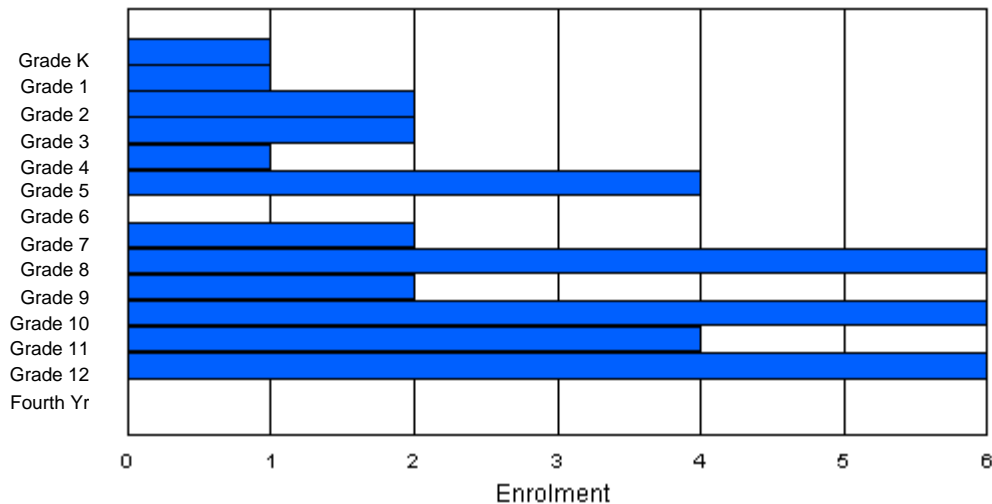
Enrolment By Age and Gender

Gender	Age																	Total
	5	6	7	8	9	10	11	12	13	14	15	16	17	18	19	20>		
Male	1	0	1	2	0	2	0	2	2	0	2	3	5	0	0	0	20	
Female	0	1	1	0	1	2	0	0	4	2	1	2	3	0	0	0	17	
Total	1	1	2	2	1	4	0	2	6	2	3	5	8	0	0	0	37	

Enrolment By Grade and Gender

Gender	K	Grade													Total
		1	2	3	4	5	6	7	8	9	10	11	12	4th	
Male	1	0	1	2	0	2	0	2	2	0	4	2	4	0	20
Female	0	1	1	0	1	2	0	0	4	2	2	2	2	0	17
Total	1	1	2	2	1	4	0	2	6	2	6	4	6	0	37

Enrolment By Grade
For 054



* Data from the 2009-2010 AGR(Enrolment/Age as of the last day in Sept./Dec.)

** Newfoundland Statistics Classification System

*** May include itinerant teachers

District 2 - Western

#055 - Our Lady of Labrador, West St. Modeste

Classification: Rural
Offers Distance Education: Yes

Grades: K-1,3-8,10-12 Number of Grades: 11

[School FTE PTR : 6.3](#)
[District FTE PTR : 11.2](#)
[Provincial FTE PTR : 12.1](#)

[FTE Teachers](#) *** : 6.0

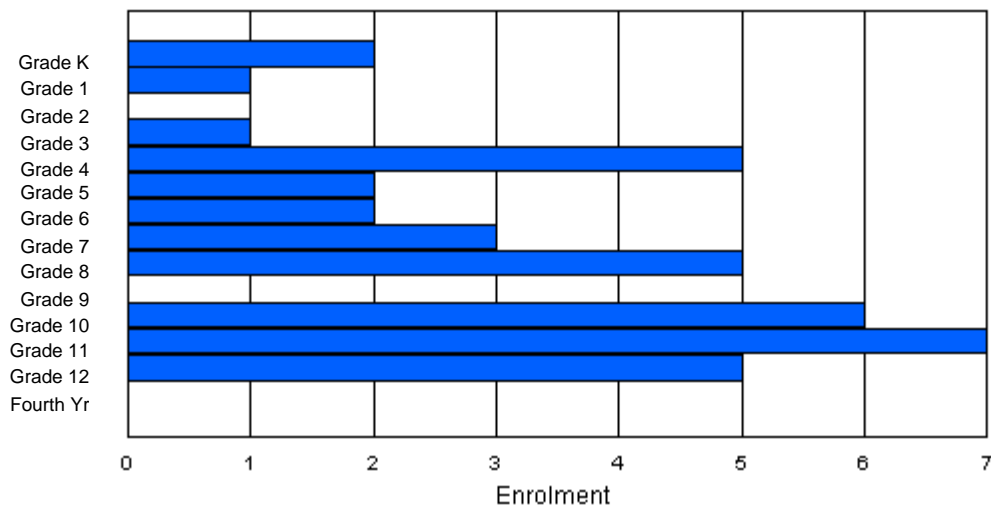
Enrolment By Age and Gender

Gender	Age																	Total
	5	6	7	8	9	10	11	12	13	14	15	16	17	18	19	20>		
Male	1	1	0	0	1	0	2	2	4	0	4	1	5	0	0	0	21	
Female	1	0	0	1	4	2	0	1	1	0	2	4	2	0	0	0	18	
Total	2	1	0	1	5	2	2	3	5	0	6	5	7	0	0	0	39	

Enrolment By Grade and Gender

Gender	K	Grade													4th	Total
		1	2	3	4	5	6	7	8	9	10	11	12			
Male	1	1	0	0	1	0	2	2	4	0	4	3	3	0	21	
Female	1	0	0	1	4	2	0	1	1	0	2	4	2	0	18	
Total	2	1	0	1	5	2	2	3	5	0	6	7	5	0	39	

Enrolment By Grade
For 055



* Data from the 2009-2010 AGR(Enrolment/Age as of the last day in Sept./Dec.)

** Newfoundland Statistics Classification System

*** May include itinerant teachers

District 2 - Western

#056 - William's Harbour School, Williams Harbour

Classification: Rural
Offers Distance Education: No

Grades: 2,6,12 Number of Grades: 3

[School FTE PTR : 3.0](#)
[District FTE PTR : 11.2](#)
[Provincial FTE PTR : 12.1](#)

[FTE Teachers](#) *** : 1.0

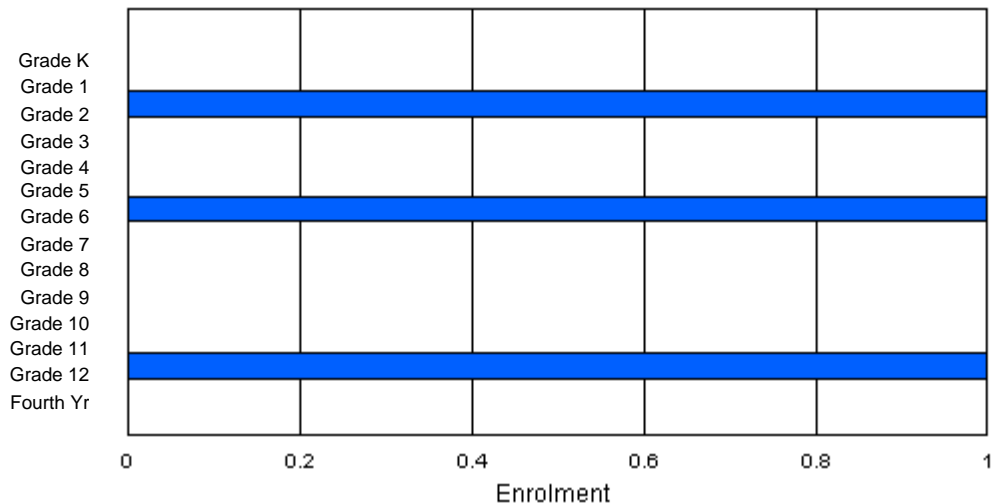
Enrolment By Age and Gender

Gender	Age																Total
	5	6	7	8	9	10	11	12	13	14	15	16	17	18	19	20>	
Male	0	0	0	0	0	0	0	0	0	0	0	0	0	0	0	0	0
Female	0	0	1	0	0	0	1	0	0	0	0	0	1	0	0	0	0
Total	0	0	1	0	0	0	1	0	0	0	0	0	1	0	0	0	3

Enrolment By Grade and Gender

Gender	Grade														Total
	K	1	2	3	4	5	6	7	8	9	10	11	12	4th	
Male	0	0	0	0	0	0	0	0	0	0	0	0	0	0	0
Female	0	0	1	0	0	0	1	0	0	0	0	0	1	0	3
Total	0	0	1	0	0	0	1	0	0	0	0	0	1	0	3

Enrolment By Grade
For 056



* Data from the 2009-2010 AGR(Enrolment/Age as of the last day in Sept./Dec.)

** Newfoundland Statistics Classification System

*** May include itinerant teachers

District 2 - Western

#057 - St. Peter's Academy, Benoit's Cove

Classification: Rural
Offers Distance Education: No

Grades: K-9 Number of Grades: 10

[School FTE PTR : 11.0](#)
[District FTE PTR : 11.2](#)
[Provincial FTE PTR : 12.1](#)

[FTE Teachers](#) *** : 16.3

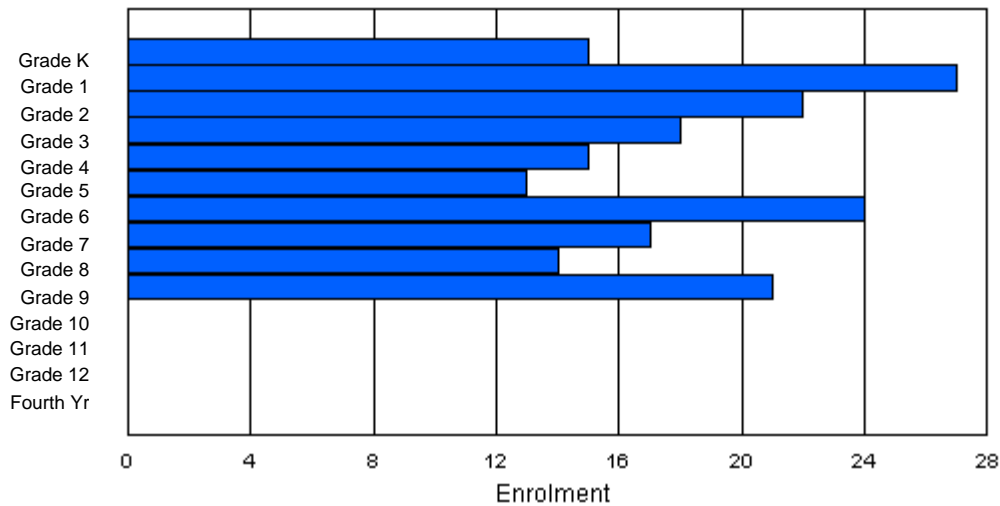
Enrolment By Age and Gender

Gender	Age																Total
	5	6	7	8	9	10	11	12	13	14	15	16	17	18	19	20>	
Male	5	12	11	10	4	3	14	8	9	6	2	0	0	0	0	0	84
Female	10	15	11	8	11	10	9	9	6	13	0	0	0	0	0	0	102
Total	15	27	22	18	15	13	23	17	15	19	2	0	0	0	0	0	186

Enrolment By Grade and Gender

Gender	Grade														Total
	K	1	2	3	4	5	6	7	8	9	10	11	12	4th	
Male	5	12	11	10	4	3	14	9	8	8	0	0	0	0	84
Female	10	15	11	8	11	10	10	8	6	13	0	0	0	0	102
Total	15	27	22	18	15	13	24	17	14	21	0	0	0	0	186

Enrolment By Grade
For 057



* Data from the 2009-2010 AGR(Enrolment/Age as of the last day in Sept./Dec.)

** Newfoundland Statistics Classification System

*** May include itinerant teachers

District 2 - Western

#060 - C.C. Loughlin Elementary, Corner Brook

Classification: Urban
Offers Distance Education: No

Grades: K-6 Number of Grades: 7

[School FTE PTR : 13.6](#)
[District FTE PTR : 11.2](#)
[Provincial FTE PTR : 12.1](#)

[FTE Teachers](#) *** : 35.5

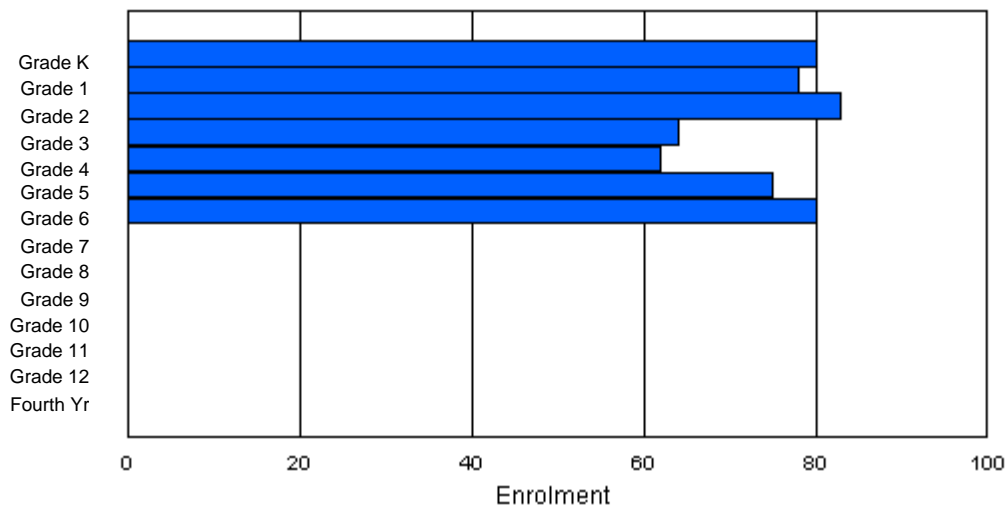
Enrolment By Age and Gender

Gender	Age																Total
	5	6	7	8	9	10	11	12	13	14	15	16	17	18	19	20>	
Male	44	40	41	28	34	32	38	0	0	0	0	0	0	0	0	0	257
Female	36	36	43	36	28	43	43	0	0	0	0	0	0	0	0	0	265
Total	80	76	84	64	62	75	81	0	0	0	0	0	0	0	0	0	522

Enrolment By Grade and Gender

Gender	Grade														Total
	K	1	2	3	4	5	6	7	8	9	10	11	12	4th	
Male	44	42	40	27	35	32	37	0	0	0	0	0	0	0	257
Female	36	36	43	37	27	43	43	0	0	0	0	0	0	0	265
Total	80	78	83	64	62	75	80	0	0	0	0	0	0	0	522

Enrolment By Grade
For 060



* Data from the 2009-2010 AGR(Enrolment/Age as of the last day in Sept./Dec.)

** Newfoundland Statistics Classification System

*** May include itinerant teachers

District 2 - Western

#062 - G.C. Rowe Junior High, Corner Brook

Classification: Urban
Offers Distance Education: No

Grades: 7-9 Number of Grades: 3

[School FTE PTR : 15.2](#)
[District FTE PTR : 11.2](#)
[Provincial FTE PTR : 12.1](#)

[FTE Teachers](#) *** : 28.0

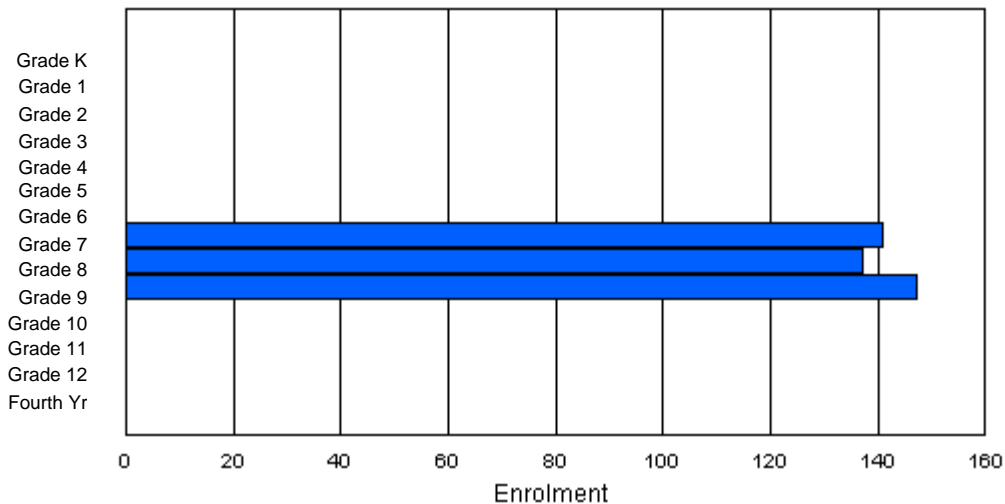
Enrolment By Age and Gender

Gender	Age																Total
	5	6	7	8	9	10	11	12	13	14	15	16	17	18	19	20>	
Male	0	0	0	0	0	0	0	66	63	82	4	1	0	0	0	0	216
Female	0	0	0	0	0	0	0	73	75	60	1	0	0	0	0	0	209
Total	0	0	0	0	0	0	0	139	138	142	5	1	0	0	0	0	425

Enrolment By Grade and Gender

Gender	Grade														Total
	K	1	2	3	4	5	6	7	8	9	10	11	12	4th	
Male	0	0	0	0	0	0	0	67	64	85	0	0	0	0	216
Female	0	0	0	0	0	0	0	74	73	62	0	0	0	0	209
Total	0	0	0	0	0	0	0	141	137	147	0	0	0	0	425

Enrolment By Grade
For 062



* Data from the 2009-2010 AGR(Enrolment/Age as of the last day in Sept./Dec.)

** Newfoundland Statistics Classification System

*** May include itinerant teachers

District 2 - Western

#065 - Humber Elementary, Corner Brook

Classification: Urban
Offers Distance Education: No

Grades: K-6 Number of Grades: 7

[School FTE PTR : 13.5](#)
[District FTE PTR : 11.2](#)
[Provincial FTE PTR : 12.1](#)

[FTE Teachers](#) *** : 26.0

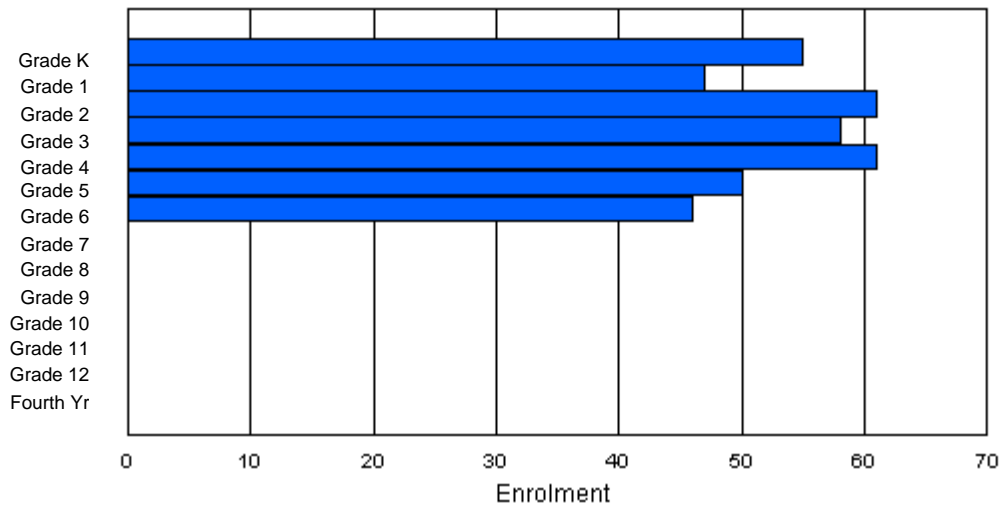
Enrolment By Age and Gender

Gender	Age																Total
	5	6	7	8	9	10	11	12	13	14	15	16	17	18	19	20>	
Male	25	25	26	24	29	26	23	2	0	0	0	0	0	0	0	0	180
Female	29	22	35	35	28	28	21	0	0	0	0	0	0	0	0	0	198
Total	54	47	61	59	57	54	44	2	0	0	0	0	0	0	0	0	378

Enrolment By Grade and Gender

Gender	Grade														Total
	K	1	2	3	4	5	6	7	8	9	10	11	12	4th	
Male	26	25	25	24	31	24	25	0	0	0	0	0	0	0	180
Female	29	22	36	34	30	26	21	0	0	0	0	0	0	0	198
Total	55	47	61	58	61	50	46	0	0	0	0	0	0	0	378

Enrolment By Grade
For 065



* Data from the 2009-2010 AGR(Enrolment/Age as of the last day in Sept./Dec.)

** Newfoundland Statistics Classification System

*** May include itinerant teachers

District 2 - Western

#066 - J.J. Curling Elementary, Corner Brook

Classification: Urban
Offers Distance Education: No

Grades: K-6 Number of Grades: 7

[School FTE PTR : 13.7](#)
[District FTE PTR : 11.2](#)
[Provincial FTE PTR : 12.1](#)

[FTE Teachers](#) *** : 23.0

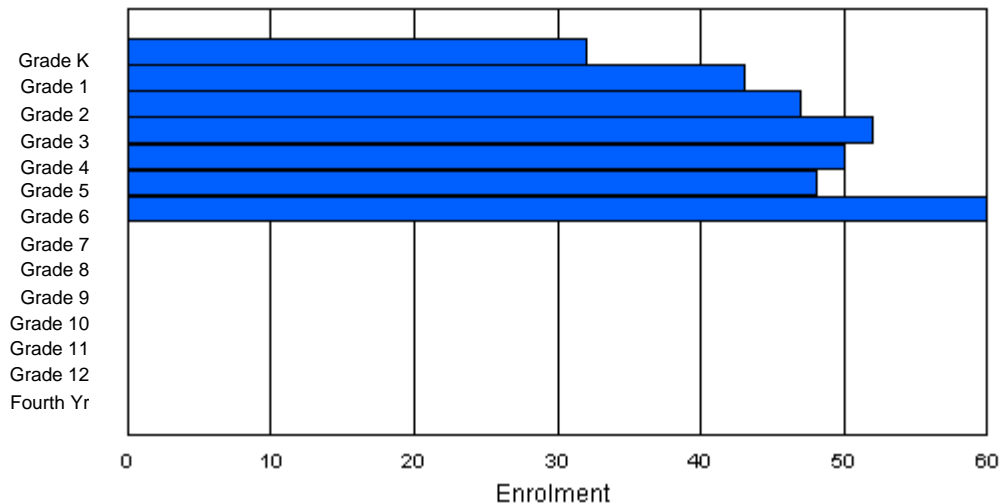
Enrolment By Age and Gender

Gender	Age																Total
	5	6	7	8	9	10	11	12	13	14	15	16	17	18	19	20>	
Male	18	24	25	28	27	24	33	4	0	0	0	0	0	0	0	0	183
Female	14	19	22	24	21	23	26	0	0	0	0	0	0	0	0	0	149
Total	32	43	47	52	48	47	59	4	0	0	0	0	0	0	0	0	332

Enrolment By Grade and Gender

Gender	Grade														Total
	K	1	2	3	4	5	6	7	8	9	10	11	12	4th	
Male	18	24	25	28	29	25	34	0	0	0	0	0	0	0	183
Female	14	19	22	24	21	23	26	0	0	0	0	0	0	0	149
Total	32	43	47	52	50	48	60	0	0	0	0	0	0	0	332

Enrolment By Grade
For 066



* Data from the 2009-2010 AGR(Enrolment/Age as of the last day in Sept./Dec.)

** Newfoundland Statistics Classification System

*** May include itinerant teachers

District 2 - Western

#067 - Presentation Junior High, Corner Brook

Classification: Urban
Offers Distance Education: No

Grades: 7-9 Number of Grades: 3

[School FTE PTR : 15.0](#)
[District FTE PTR : 11.2](#)
[Provincial FTE PTR : 12.1](#)

[FTE Teachers](#) *** : 27.5

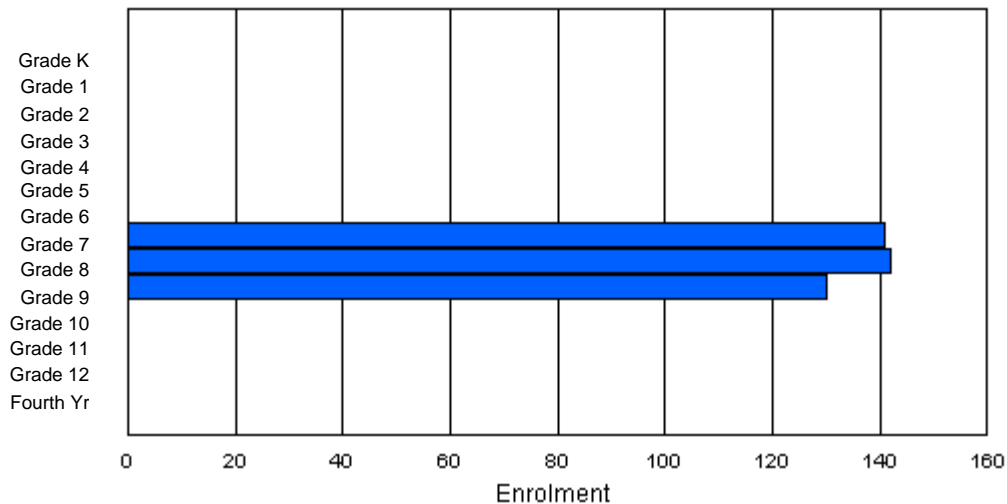
Enrolment By Age and Gender

Gender	Age																Total
	5	6	7	8	9	10	11	12	13	14	15	16	17	18	19	20>	
Male	0	0	0	0	0	0	0	71	80	76	1	0	0	0	0	0	228
Female	0	0	0	0	0	0	0	66	63	55	0	0	0	0	1	0	185
Total	0	0	0	0	0	0	0	137	143	131	1	0	0	0	1	0	413

Enrolment By Grade and Gender

Gender	Grade														Total
	K	1	2	3	4	5	6	7	8	9	10	11	12	4th	
Male	0	0	0	0	0	0	0	75	79	74	0	0	0	0	228
Female	0	0	0	0	0	0	0	66	63	56	0	0	0	0	185
Total	0	0	0	0	0	0	0	141	142	130	0	0	0	0	413

Enrolment By Grade
For 067



* Data from the 2009-2010 AGR(Enrolment/Age as of the last day in Sept./Dec.)

** Newfoundland Statistics Classification System

*** May include itinerant teachers

District 2 - Western

#069 - Sacred Heart Elementary, Corner Brook

Classification: Urban
Offers Distance Education: No

Grades: K-6 Number of Grades: 7

[School FTE PTR : 12.0](#)
[District FTE PTR : 11.2](#)
[Provincial FTE PTR : 12.1](#)

[FTE Teachers](#) *** : 18.0

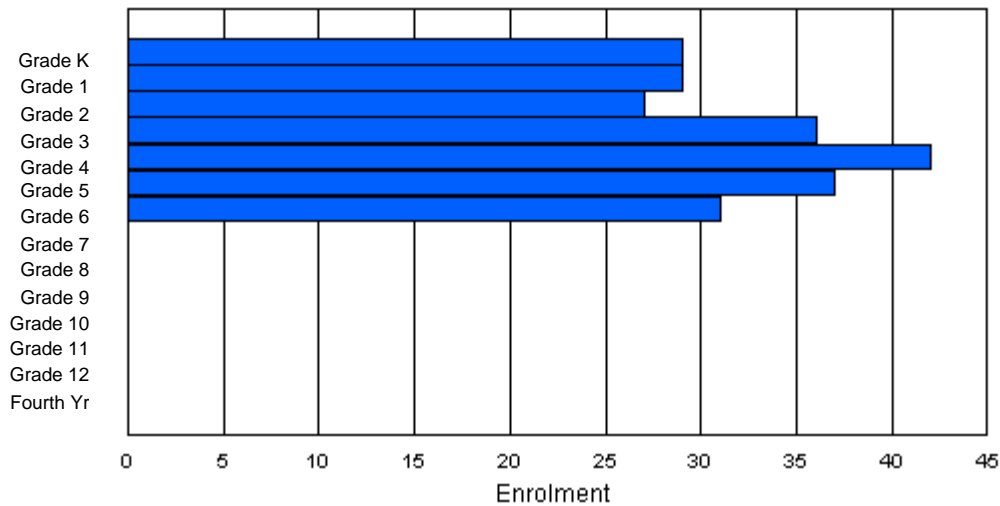
Enrolment By Age and Gender

Gender	Age																Total
	5	6	7	8	9	10	11	12	13	14	15	16	17	18	19	20>	
Male	15	12	11	14	13	18	13	2	0	0	0	0	0	0	0	0	98
Female	14	17	16	22	29	19	16	0	0	0	0	0	0	0	0	0	133
Total	29	29	27	36	42	37	29	2	0	0	0	0	0	0	0	0	231

Enrolment By Grade and Gender

Gender	Grade														Total
	K	1	2	3	4	5	6	7	8	9	10	11	12	4th	
Male	15	12	11	14	13	18	15	0	0	0	0	0	0	0	98
Female	14	17	16	22	29	19	16	0	0	0	0	0	0	0	133
Total	29	29	27	36	42	37	31	0	0	0	0	0	0	0	231

Enrolment By Grade
For 069



* Data from the 2009-2010 AGR(Enrolment/Age as of the last day in Sept./Dec.)

** Newfoundland Statistics Classification System

*** May include itinerant teachers

District 2 - Western

#070 - St. Gerard's Elementary, Corner Brook

Classification: Urban
Offers Distance Education: No

Grades: K-6 Number of Grades: 7

[School FTE PTR : 8.9](#)
[District FTE PTR : 11.2](#)
[Provincial FTE PTR : 12.1](#)

[FTE Teachers](#) *** : 13.0

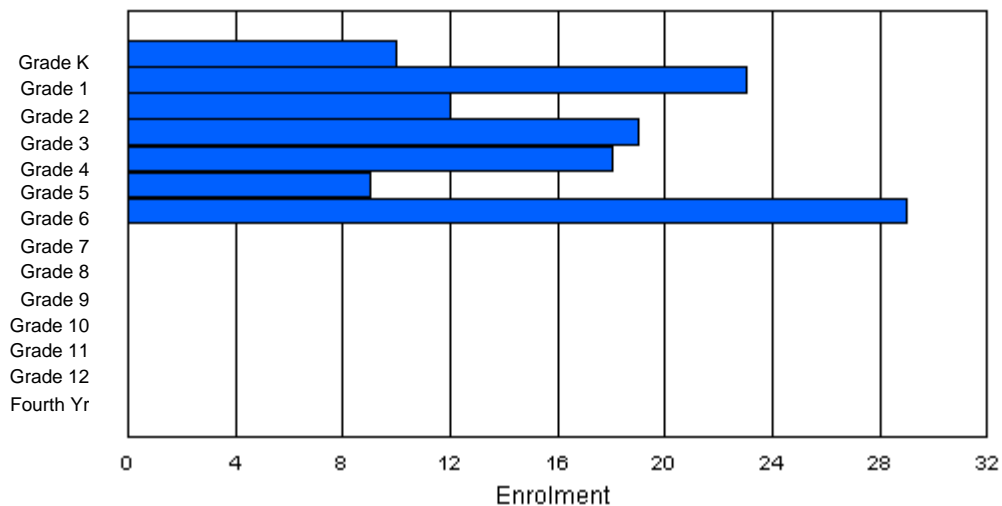
Enrolment By Age and Gender

Gender	Age																Total
	5	6	7	8	9	10	11	12	13	14	15	16	17	18	19	20>	
Male	6	11	5	11	8	5	19	0	0	0	0	0	0	0	0	0	65
Female	4	12	7	8	11	2	11	0	0	0	0	0	0	0	0	0	55
Total	10	23	12	19	19	7	30	0	0	0	0	0	0	0	0	0	120

Enrolment By Grade and Gender

Gender	Grade														Total
	K	1	2	3	4	5	6	7	8	9	10	11	12	4th	
Male	6	11	5	11	8	6	18	0	0	0	0	0	0	0	65
Female	4	12	7	8	10	3	11	0	0	0	0	0	0	0	55
Total	10	23	12	19	18	9	29	0	0	0	0	0	0	0	120

Enrolment By Grade
For 070



* Data from the 2009-2010 AGR(Enrolment/Age as of the last day in Sept./Dec.)

** Newfoundland Statistics Classification System

*** May include itinerant teachers

District 2 - Western

#072 - Holy Cross All Grade School, Daniel's Harbour

Classification: Rural
Offers Distance Education: Yes

Grades: K-11

Number of Grades: 12

[School FTE PTR : 5.4](#)

[District FTE PTR : 11.2](#)

[Provincial FTE PTR : 12.1](#)

[FTE Teachers](#) *** : 6.0

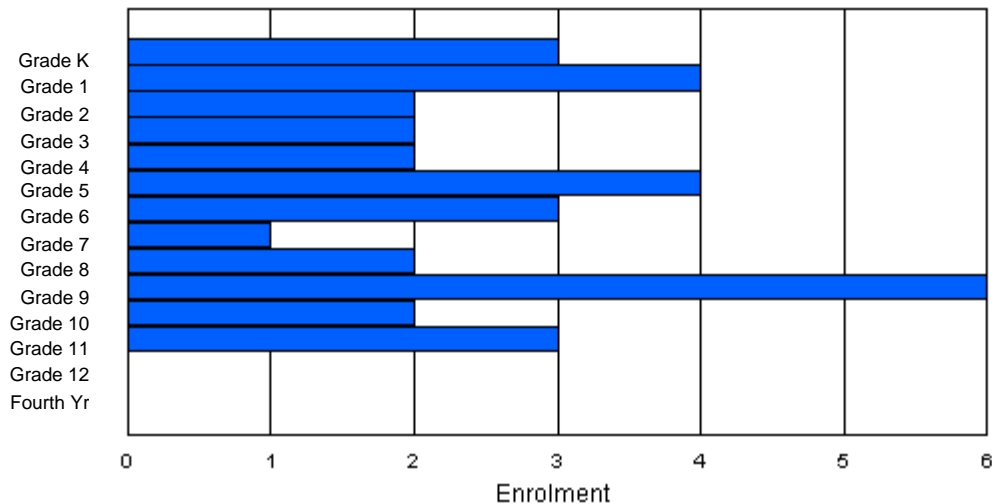
Enrolment By Age and Gender

Gender	Age																Total
	5	6	7	8	9	10	11	12	13	14	15	16	17	18	19	20>	
Male	2	2	1	0	1	2	1	0	2	4	0	2	0	0	0	0	17
Female	1	2	1	2	1	2	2	0	1	2	0	3	0	0	0	0	17
Total	3	4	2	2	2	4	3	0	3	6	0	5	0	0	0	0	34

Enrolment By Grade and Gender

Gender	Grade														Total
	K	1	2	3	4	5	6	7	8	9	10	11	12	4th	
Male	2	2	1	0	1	2	1	1	1	4	2	0	0	0	17
Female	1	2	1	2	1	2	2	0	1	2	0	3	0	0	17
Total	3	4	2	2	2	4	3	1	2	6	2	3	0	0	34

Enrolment By Grade
For 072



* Data from the 2009-2010 AGR(Enrolment/Age as of the last day in Sept./Dec.)

** Newfoundland Statistics Classification System

*** May include itinerant teachers

District 2 - Western

#075 - Hampden Academy, Hampden

Classification: Rural
Offers Distance Education: Yes

Grades: K-12

Number of Grades: 13

[School FTE PTR : 8.3](#)

[District FTE PTR : 11.2](#)

[Provincial FTE PTR : 12.1](#)

[FTE Teachers](#) *** : 9.5

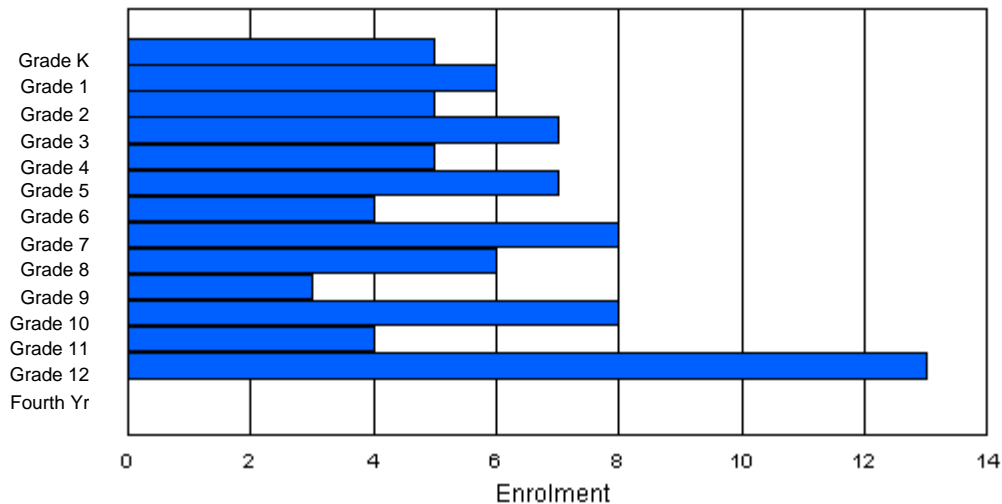
Enrolment By Age and Gender

Gender	Age																	Total
	5	6	7	8	9	10	11	12	13	14	15	16	17	18	19	20>		
Male	2	5	2	3	3	3	1	4	5	3	5	3	4	2	0	0	45	
Female	3	1	3	4	2	4	3	4	1	0	3	1	7	0	0	0	36	
Total	5	6	5	7	5	7	4	8	6	3	8	4	11	2	0	0	81	

Enrolment By Grade and Gender

Gender	Grade															Total
	K	1	2	3	4	5	6	7	8	9	10	11	12	4th		
Male	2	5	2	3	3	3	1	4	5	3	5	3	6	0	45	
Female	3	1	3	4	2	4	3	4	1	0	3	1	7	0	36	
Total	5	6	5	7	5	7	4	8	6	3	8	4	13	0	81	

Enrolment By Grade
For 075



* Data from the 2009-2010 AGR(Enrolment/Age as of the last day in Sept./Dec.)

** Newfoundland Statistics Classification System

*** May include itinerant teachers

District 2 - Western

#079 - St. James All Grade, Lark Harbour

Classification: Rural
Offers Distance Education: Yes

Grades: K-12 Number of Grades: 13

[School FTE PTR : 7.7](#)
[District FTE PTR : 11.2](#)
[Provincial FTE PTR : 12.1](#)

[FTE Teachers](#) *** : 15.5

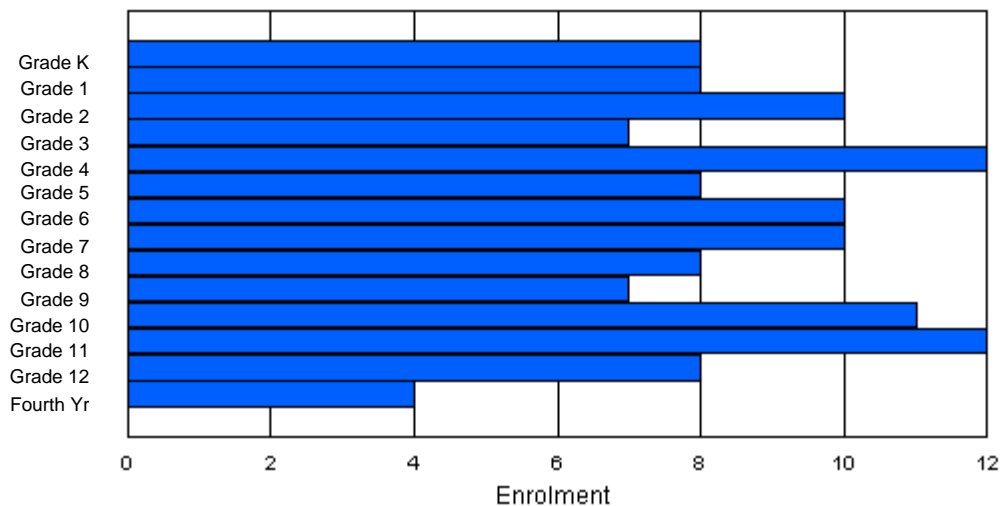
Enrolment By Age and Gender

Gender	Age																	Total
	5	6	7	8	9	10	11	12	13	14	15	16	17	18	19	20>		
Male	5	4	5	2	9	4	4	5	5	3	4	6	3	2	2	0	63	
Female	3	4	5	5	3	4	6	5	3	4	7	5	5	1	0	0	60	
Total	8	8	10	7	12	8	10	10	8	7	11	11	8	3	2	0	123	

Enrolment By Grade and Gender

Gender	Grade															Total
	K	1	2	3	4	5	6	7	8	9	10	11	12	4th		
Male	5	4	5	2	9	3	5	5	5	3	4	6	4	3	63	
Female	3	4	5	5	3	5	5	5	3	4	7	6	4	1	60	
Total	8	8	10	7	12	8	10	10	8	7	11	12	8	4	123	

Enrolment By Grade
For 079



* Data from the 2009-2010 AGR(Enrolment/Age as of the last day in Sept./Dec.)

** Newfoundland Statistics Classification System

*** May include itinerant teachers

District 2 - Western

#080 - Templeton Academy, Meadows

Classification: Urban
Offers Distance Education: Yes

Grades: K-12 Number of Grades: 13

[School FTE PTR : 13.3](#)
[District FTE PTR : 11.2](#)
[Provincial FTE PTR : 12.1](#)

[FTE Teachers](#) *** : 38.8

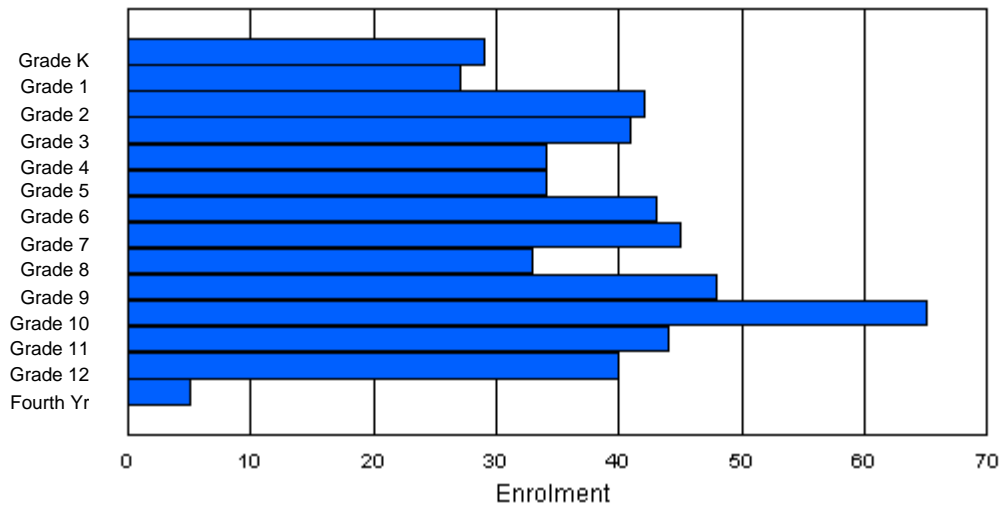
Enrolment By Age and Gender

Gender	Age																	Total
	5	6	7	8	9	10	11	12	13	14	15	16	17	18	19	20>		
Male	19	10	19	26	17	16	21	28	18	25	32	19	20	6	2	0	278	
Female	10	17	23	15	17	17	21	18	14	24	22	29	19	5	1	0	252	
Total	29	27	42	41	34	33	42	46	32	49	54	48	39	11	3	0	530	

Enrolment By Grade and Gender

Gender	Grade														Total
	K	1	2	3	4	5	6	7	8	9	10	11	12	4th	
Male	19	10	19	26	17	17	21	27	20	24	37	18	19	4	278
Female	10	17	23	15	17	17	22	18	13	24	28	26	21	1	252
Total	29	27	42	41	34	34	43	45	33	48	65	44	40	5	530

Enrolment By Grade
For 080



* Data from the 2009-2010 AGR(Enrolment/Age as of the last day in Sept./Dec.)

** Newfoundland Statistics Classification System

*** May include itinerant teachers

District 2 - Western

#082 - Pasadena Elementary School, Pasadena

Classification: Rural
Offers Distance Education: No

Grades: K-6 Number of Grades: 7

[School FTE PTR : 12.0](#)
[District FTE PTR : 11.2](#)
[Provincial FTE PTR : 12.1](#)

[FTE Teachers](#) *** : 18.0

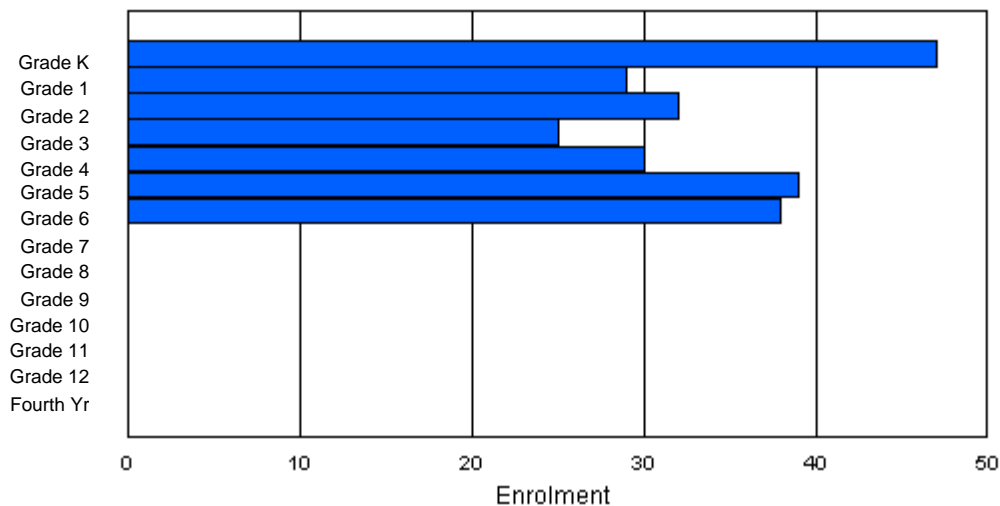
Enrolment By Age and Gender

Gender	Age																Total
	5	6	7	8	9	10	11	12	13	14	15	16	17	18	19	20>	
Male	25	10	17	11	19	24	19	0	0	0	0	0	0	0	0	0	125
Female	22	19	14	14	12	15	17	2	0	0	0	0	0	0	0	0	115
Total	47	29	31	25	31	39	36	2	0	0	0	0	0	0	0	0	240

Enrolment By Grade and Gender

Gender	Grade														Total
	K	1	2	3	4	5	6	7	8	9	10	11	12	4th	
Male	25	10	18	11	18	24	19	0	0	0	0	0	0	0	125
Female	22	19	14	14	12	15	19	0	0	0	0	0	0	0	115
Total	47	29	32	25	30	39	38	0	0	0	0	0	0	0	240

Enrolment By Grade
For 082



* Data from the 2009-2010 AGR(Enrolment/Age as of the last day in Sept./Dec.)

** Newfoundland Statistics Classification System

*** May include itinerant teachers

District 2 - Western

#083 - Pasadena Academy, Pasadena

Classification: Rural
Offers Distance Education: Yes

Grades: 7-12

Number of Grades: 6

[School FTE PTR : 13.4](#)

[District FTE PTR : 11.2](#)

[Provincial FTE PTR : 12.1](#)

[FTE Teachers](#) *** : 17.5

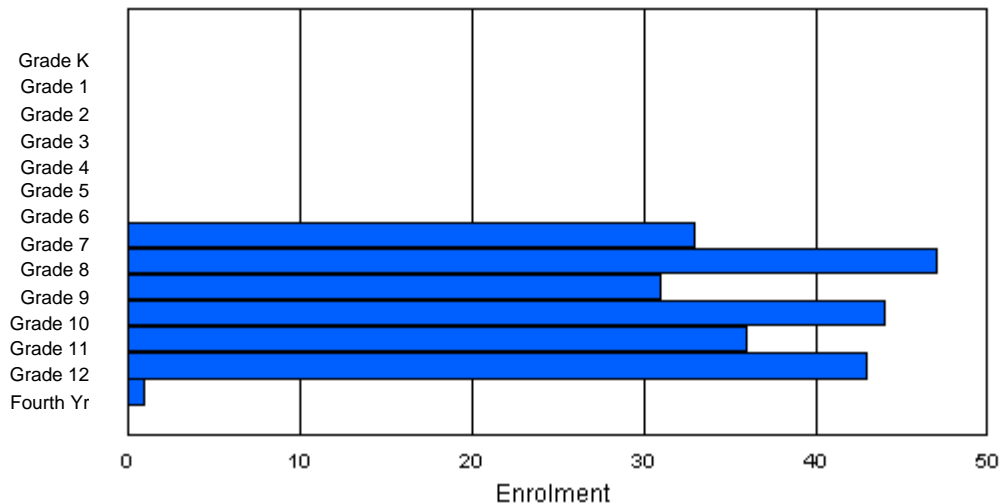
Enrolment By Age and Gender

Gender	Age																Total
	5	6	7	8	9	10	11	12	13	14	15	16	17	18	19	20>	
Male	0	0	0	0	0	0	0	17	26	9	20	25	23	5	0	0	125
Female	0	0	0	0	0	0	0	17	18	24	21	13	13	4	0	0	110
Total	0	0	0	0	0	0	0	34	44	33	41	38	36	9	0	0	235

Enrolment By Grade and Gender

Gender	Grade														Total
	K	1	2	3	4	5	6	7	8	9	10	11	12	4th	
Male	0	0	0	0	0	0	0	16	28	8	23	23	27	0	125
Female	0	0	0	0	0	0	0	17	19	23	21	13	16	1	110
Total	0	0	0	0	0	0	0	33	47	31	44	36	43	1	235

Enrolment By Grade
For 083



* Data from the 2009-2010 AGR(Enrolment/Age as of the last day in Sept./Dec.)

** Newfoundland Statistics Classification System

*** May include itinerant teachers

District 2 - Western

#086 - Gros Morne Academy, Rocky Harbour

Classification: Rural
Offers Distance Education: Yes

Grades: K-12 Number of Grades: 13

[School FTE PTR : 12.6](#)
[District FTE PTR : 11.2](#)
[Provincial FTE PTR : 12.1](#)

[FTE Teachers](#) *** : 19.8

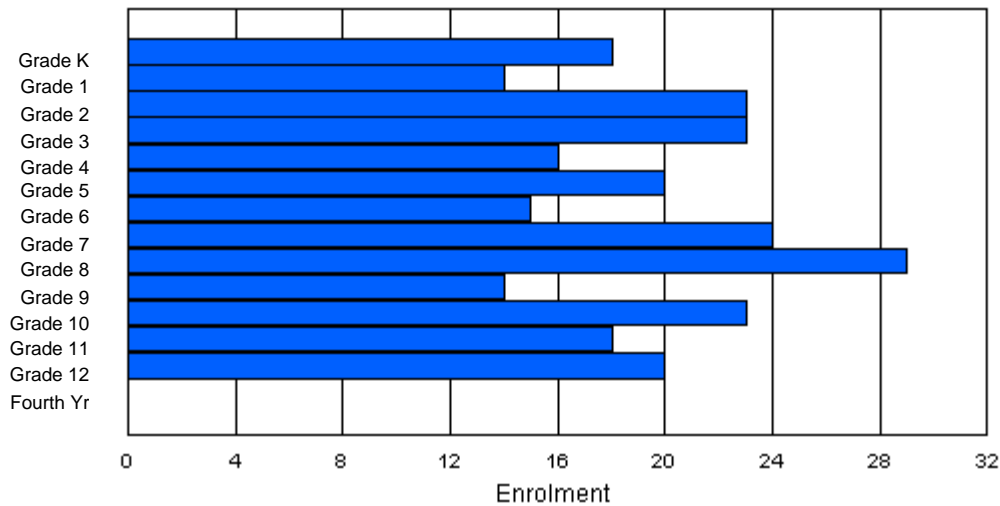
Enrolment By Age and Gender

Gender	Age																	Total
	5	6	7	8	9	10	11	12	13	14	15	16	17	18	19	20>		
Male	9	5	11	9	7	7	5	14	17	6	10	9	10	1	0	0	120	
Female	9	9	12	12	11	13	8	12	11	8	12	10	10	0	0	0	137	
Total	18	14	23	21	18	20	13	26	28	14	22	19	20	1	0	0	257	

Enrolment By Grade and Gender

Gender	Grade														Total
	K	1	2	3	4	5	6	7	8	9	10	11	12	4th	
Male	9	5	11	11	5	7	6	13	18	5	12	8	10	0	120
Female	9	9	12	12	11	13	9	11	11	9	11	10	10	0	137
Total	18	14	23	23	16	20	15	24	29	14	23	18	20	0	257

Enrolment By Grade
For 086



* Data from the 2009-2010 AGR(Enrolment/Age as of the last day in Sept./Dec.)

** Newfoundland Statistics Classification System

*** May include itinerant teachers

District 2 - Western

#088 - Main River Academy, Pollard's Point

Classification: Rural
Offers Distance Education: Yes

Grades: 1-12 Number of Grades: 12

[School FTE PTR : 7.6](#)
[District FTE PTR : 11.2](#)
[Provincial FTE PTR : 12.1](#)

[FTE Teachers](#) *** : 12.5

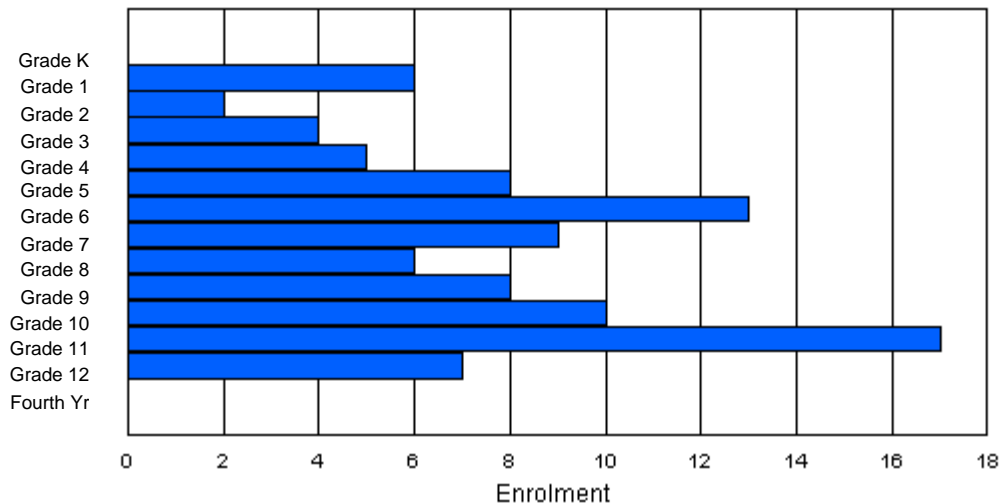
Enrolment By Age and Gender

Gender	Age																	Total
	5	6	7	8	9	10	11	12	13	14	15	16	17	18	19	20>		
Male	0	2	0	1	3	7	2	5	2	1	4	7	4	0	0	0	38	
Female	0	3	3	3	2	1	10	5	4	7	6	10	3	0	0	0	57	
Total	0	5	3	4	5	8	12	10	6	8	10	17	7	0	0	0	95	

Enrolment By Grade and Gender

Gender	Grade															Total
	K	1	2	3	4	5	6	7	8	9	10	11	12	4th		
Male	0	2	0	1	3	7	3	4	2	1	4	7	4	0	38	
Female	0	4	2	3	2	1	10	5	4	7	6	10	3	0	57	
Total	0	6	2	4	5	8	13	9	6	8	10	17	7	0	95	

Enrolment By Grade
For 088



* Data from the 2009-2010 AGR(Enrolment/Age as of the last day in Sept./Dec.)

** Newfoundland Statistics Classification System

*** May include itinerant teachers

District 2 - Western

#089 - Jakeman All Grade, Trout River

Classification: Rural
Offers Distance Education: Yes

Grades: K-12 Number of Grades: 13

[School FTE PTR : 8.1](#)
[District FTE PTR : 11.2](#)
[Provincial FTE PTR : 12.1](#)

[FTE Teachers](#) *** : 10.0

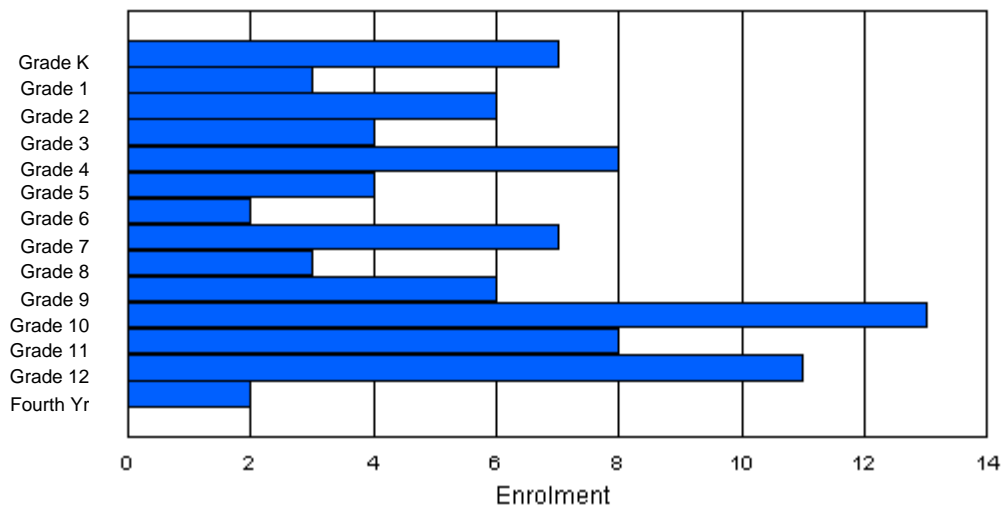
Enrolment By Age and Gender

Gender	Age																	Total
	5	6	7	8	9	10	11	12	13	14	15	16	17	18	19	20>		
Male	3	1	4	1	5	2	0	3	1	3	4	3	6	6	1	0	43	
Female	4	2	2	3	3	2	2	4	2	3	4	5	4	1	0	0	41	
Total	7	3	6	4	8	4	2	7	3	6	8	8	10	7	1	0	84	

Enrolment By Grade and Gender

Gender	Grade															Total
	K	1	2	3	4	5	6	7	8	9	10	11	12	4th		
Male	3	1	4	1	5	2	0	3	1	3	7	4	7	2	43	
Female	4	2	2	3	3	2	2	4	2	3	6	4	4	0	41	
Total	7	3	6	4	8	4	2	7	3	6	13	8	11	2	84	

Enrolment By Grade
For 089



* Data from the 2009-2010 AGR(Enrolment/Age as of the last day in Sept./Dec.)

** Newfoundland Statistics Classification System

*** May include itinerant teachers

District 2 - Western

#091 - Burgeo Academy, Burgeo

Classification: Rural
Offers Distance Education: Yes

Grades: K-12 Number of Grades: 13

[School FTE PTR : 8.3](#)
[District FTE PTR : 11.2](#)
[Provincial FTE PTR : 12.1](#)

[FTE Teachers](#) *** : 16.5

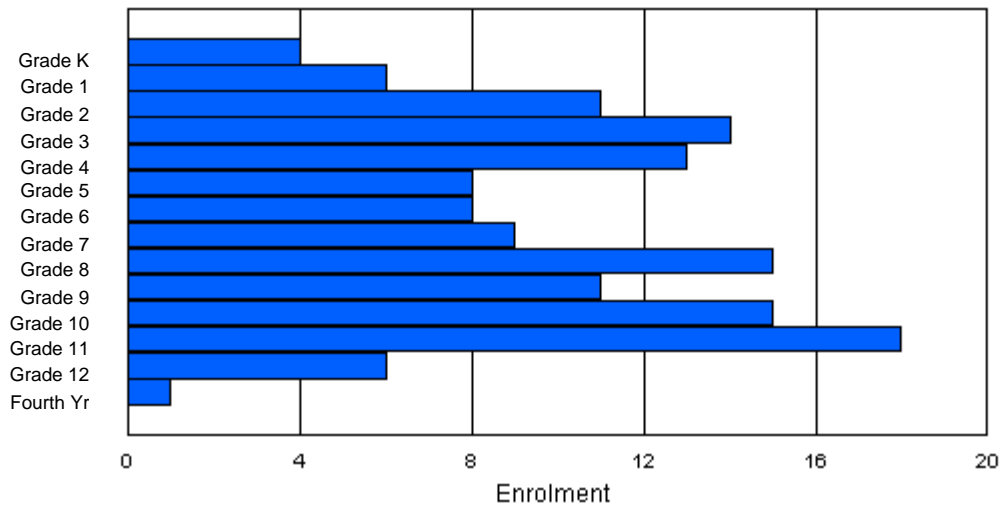
Enrolment By Age and Gender

Gender	Age																	Total
	5	6	7	8	9	10	11	12	13	14	15	16	17	18	19	20>		
Male	3	2	4	6	3	4	7	3	8	9	8	9	4	0	0	0	70	
Female	1	4	7	9	9	3	2	6	7	1	7	9	2	2	0	0	69	
Total	4	6	11	15	12	7	9	9	15	10	15	18	6	2	0	0	139	

Enrolment By Grade and Gender

Gender	Grade															Total
	K	1	2	3	4	5	6	7	8	9	10	11	12	4th		
Male	3	2	4	5	4	5	6	3	8	10	7	9	4	0	70	
Female	1	4	7	9	9	3	2	6	7	1	8	9	2	1	69	
Total	4	6	11	14	13	8	8	9	15	11	15	18	6	1	139	

Enrolment By Grade
For 091



* Data from the 2009-2010 AGR(Enrolment/Age as of the last day in Sept./Dec.)

** Newfoundland Statistics Classification System

*** May include itinerant teachers

District 2 - Western

#092 - Grandy's River Collegiate, Burnt Islands

Classification: Rural
Offers Distance Education: Yes

Grades: K-12 Number of Grades: 13

[School FTE PTR : 8.2](#)
[District FTE PTR : 11.2](#)
[Provincial FTE PTR : 12.1](#)

[FTE Teachers](#) *** : 17.0

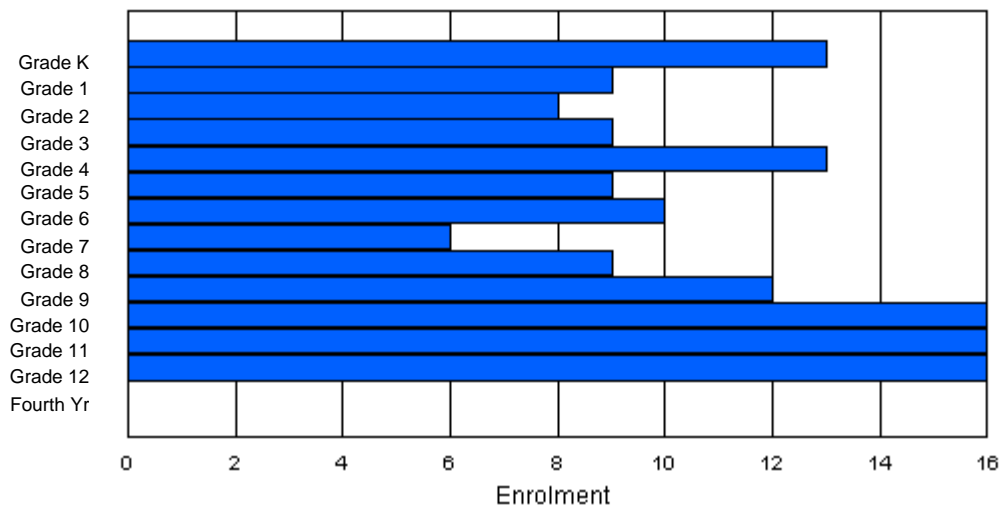
Enrolment By Age and Gender

Gender	Age																	Total
	5	6	7	8	9	10	11	12	13	14	15	16	17	18	19	20>		
Male	5	4	5	6	7	4	3	4	7	7	9	10	8	1	0	0	80	
Female	8	5	3	3	6	5	7	1	3	4	8	4	9	0	0	0	66	
Total	13	9	8	9	13	9	10	5	10	11	17	14	17	1	0	0	146	

Enrolment By Grade and Gender

Gender	Grade															Total
	K	1	2	3	4	5	6	7	8	9	10	11	12	4th		
Male	5	4	5	6	7	4	3	5	6	7	9	12	7	0	80	
Female	8	5	3	3	6	5	7	1	3	5	7	4	9	0	66	
Total	13	9	8	9	13	9	10	6	9	12	16	16	16	0	146	

Enrolment By Grade
For 092



* Data from the 2009-2010 AGR(Enrolment/Age as of the last day in Sept./Dec.)

** Newfoundland Statistics Classification System

*** May include itinerant teachers

District 2 - Western

#096 - Our Lady of the Cape School, Cape St. George

Classification: Rural
Offers Distance Education: No

Grades: K-8 Number of Grades: 9

[School FTE PTR : 7.6](#)
[District FTE PTR : 11.2](#)
[Provincial FTE PTR : 12.1](#)

[FTE Teachers](#) *** : 8.0

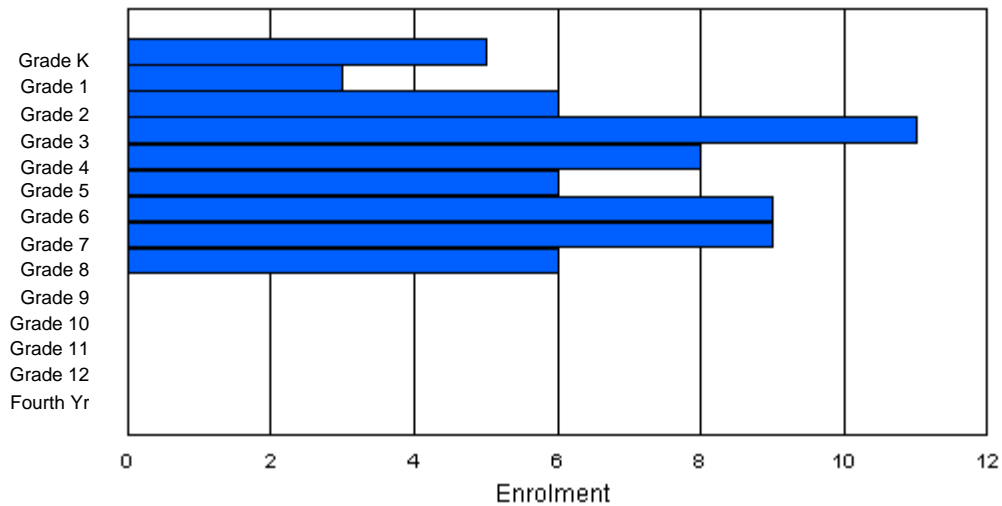
Enrolment By Age and Gender

Gender	Age																Total
	5	6	7	8	9	10	11	12	13	14	15	16	17	18	19	20>	
Male	0	1	1	5	3	2	2	5	4	1	0	0	0	0	0	0	24
Female	5	2	4	7	5	4	6	3	2	1	0	0	0	0	0	0	39
Total	5	3	5	12	8	6	8	8	6	2	0	0	0	0	0	0	63

Enrolment By Grade and Gender

Gender	K	Grade												Total	
		1	2	3	4	5	6	7	8	9	10	11	12		4th
Male	0	1	2	4	3	2	3	6	3	0	0	0	0	0	24
Female	5	2	4	7	5	4	6	3	3	0	0	0	0	0	39
Total	5	3	6	11	8	6	9	9	6	0	0	0	0	0	63

Enrolment By Grade
For 096



* Data from the 2009-2010 AGR(Enrolment/Age as of the last day in Sept./Dec.)

** Newfoundland Statistics Classification System

*** May include itinerant teachers

District 2 - Western

#097 - St. James' Elementary, Channel-Port Aux Basques

Classification: Rural
Offers Distance Education: No

Grades: K-6 Number of Grades: 7

[School FTE PTR : 13.2](#)
[District FTE PTR : 11.2](#)
[Provincial FTE PTR : 12.1](#)

[FTE Teachers](#) *** : 25.0

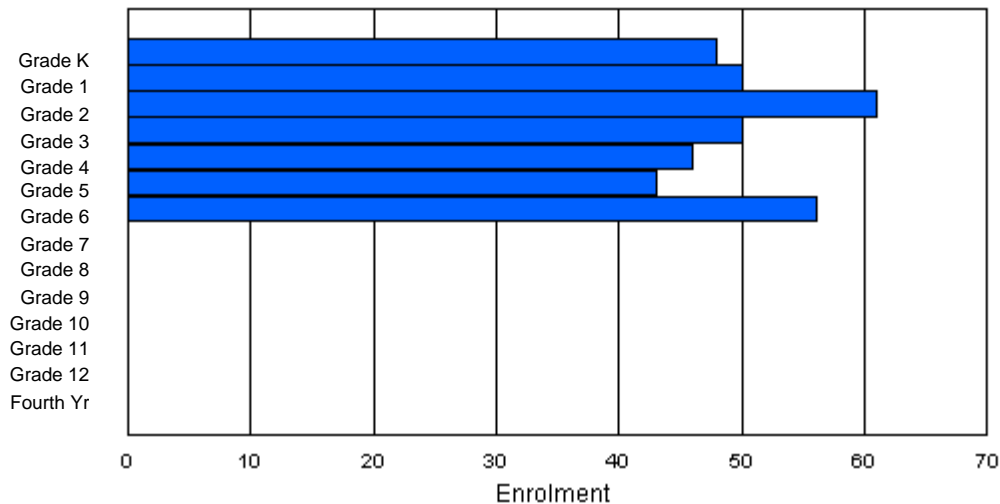
Enrolment By Age and Gender

Gender	Age																Total
	5	6	7	8	9	10	11	12	13	14	15	16	17	18	19	20>	
Male	25	27	32	26	20	19	33	0	0	0	0	0	0	0	0	0	182
Female	23	23	29	24	24	26	23	0	0	0	0	0	0	0	0	0	172
Total	48	50	61	50	44	45	56	0	0	0	0	0	0	0	0	354	

Enrolment By Grade and Gender

Gender	Grade														Total
	K	1	2	3	4	5	6	7	8	9	10	11	12	4th	
Male	25	27	32	26	21	18	33	0	0	0	0	0	0	0	182
Female	23	23	29	24	25	25	23	0	0	0	0	0	0	0	172
Total	48	50	61	50	46	43	56	0	0	0	0	0	0	0	354

Enrolment By Grade
For 097



* Data from the 2009-2010 AGR(Enrolment/Age as of the last day in Sept./Dec.)

** Newfoundland Statistics Classification System

*** May include itinerant teachers

District 2 - Western

#099 - St. James' Regional High School, Channel-Port Aux Basques

Classification: Rural
Offers Distance Education: No

Grades: 7-12

Number of Grades: 6

[School FTE PTR : 14.4](#)

[District FTE PTR : 11.2](#)

[Provincial FTE PTR : 12.1](#)

[FTE Teachers](#) *** : 23.0

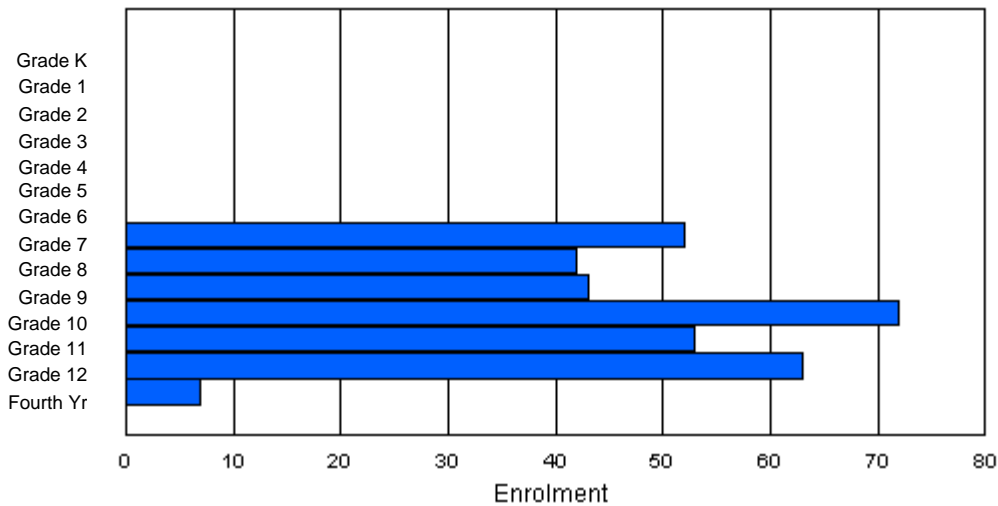
Enrolment By Age and Gender

Gender	Age																Total
	5	6	7	8	9	10	11	12	13	14	15	16	17	18	19	20>	
Male	0	0	0	0	0	0	0	23	27	19	33	29	27	9	2	1	170
Female	0	0	0	0	0	0	0	24	16	24	35	23	34	6	0	0	162
Total	0	0	0	0	0	0	0	47	43	43	68	52	61	15	2	1	332

Enrolment By Grade and Gender

Gender	Grade														Total
	K	1	2	3	4	5	6	7	8	9	10	11	12	4th	
Male	0	0	0	0	0	0	0	28	26	19	32	30	30	5	170
Female	0	0	0	0	0	0	0	24	16	24	40	23	33	2	162
Total	0	0	0	0	0	0	0	52	42	43	72	53	63	7	332

Enrolment By Grade
For 099



* Data from the 2009-2010 AGR(Enrolment/Age as of the last day in Sept./Dec.)

** Newfoundland Statistics Classification System

*** May include itinerant teachers

District 2 - Western

#102 - All Saints All-Grade, Grey River

Classification: Rural
Offers Distance Education: Yes

Grades: 5-7,10-12 Number of Grades: 6

[School FTE PTR : 12.0](#)
[District FTE PTR : 11.2](#)
[Provincial FTE PTR : 12.1](#)

[FTE Teachers](#) *** : 1.0

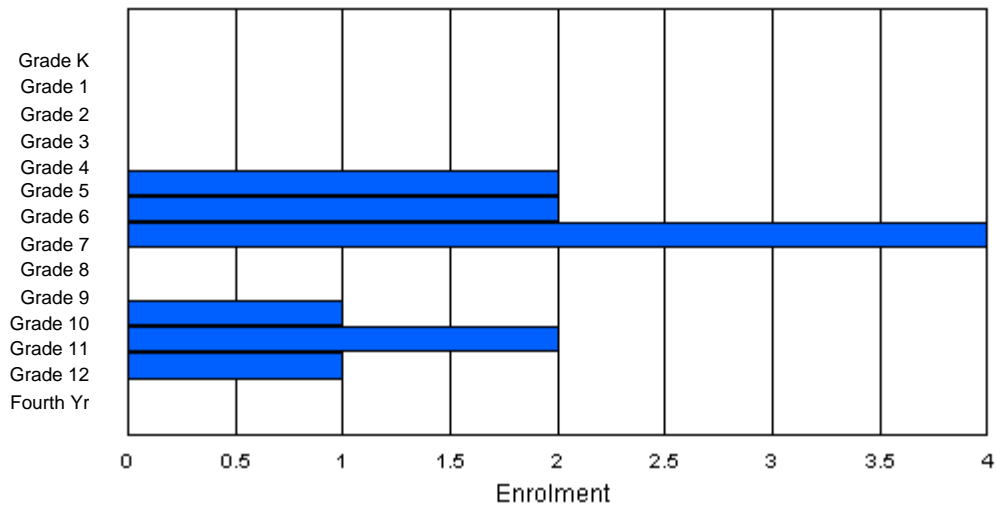
Enrolment By Age and Gender

Gender	Age																	Total
	5	6	7	8	9	10	11	12	13	14	15	16	17	18	19	20>		
Male	0	0	0	0	0	2	1	2	0	0	1	1	0	0	0	0	7	
Female	0	0	0	0	0	0	1	2	0	0	0	1	1	0	0	0	5	
Total	0	0	0	0	0	2	2	4	0	0	1	2	1	0	0	0	12	

Enrolment By Grade and Gender

Gender	Grade															Total
	K	1	2	3	4	5	6	7	8	9	10	11	12	4th		
Male	0	0	0	0	0	2	1	2	0	0	1	1	0	0	7	
Female	0	0	0	0	0	0	1	2	0	0	0	1	1	0	5	
Total	0	0	0	0	0	2	2	4	0	0	1	2	1	0	12	

Enrolment By Grade
For 102



* Data from the 2009-2010 AGR(Enrolment/Age as of the last day in Sept./Dec.)

** Newfoundland Statistics Classification System

*** May include itinerant teachers

District 2 - Western

#103 - LeGallais Memorial, Isle aux Morts

Classification: Rural
Offers Distance Education: No

Grades: K-9 Number of Grades: 10

[School FTE PTR : 8.9](#)
[District FTE PTR : 11.2](#)
[Provincial FTE PTR : 12.1](#)

[FTE Teachers](#) *** : 8.0

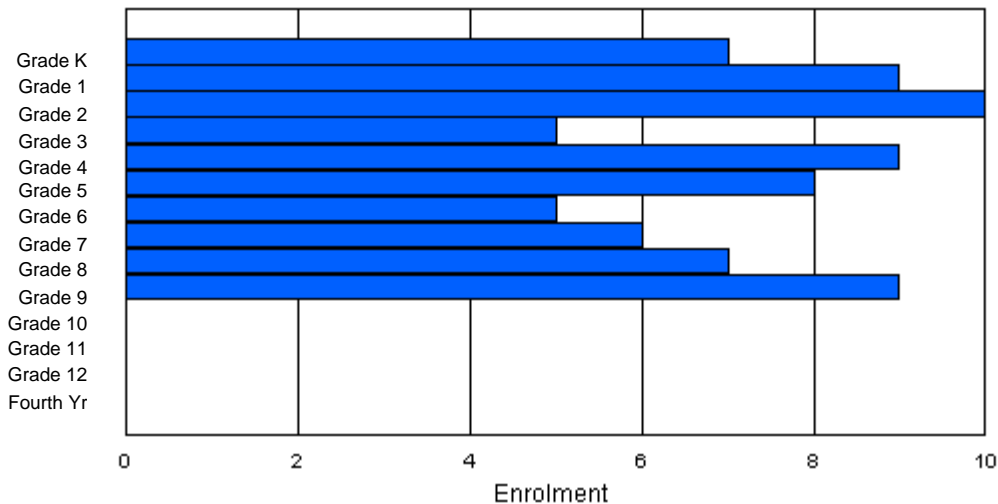
Enrolment By Age and Gender

Gender	Age																Total
	5	6	7	8	9	10	11	12	13	14	15	16	17	18	19	20>	
Male	4	6	3	5	4	3	2	5	3	8	0	0	0	0	0	0	43
Female	3	3	6	1	5	5	2	2	4	1	0	0	0	0	0	0	32
Total	7	9	9	6	9	8	4	7	7	9	0	0	0	0	0	0	75

Enrolment By Grade and Gender

Gender	Grade														Total
	K	1	2	3	4	5	6	7	8	9	10	11	12	4th	
Male	4	6	4	4	4	3	2	5	3	8	0	0	0	0	43
Female	3	3	6	1	5	5	3	1	4	1	0	0	0	0	32
Total	7	9	10	5	9	8	5	6	7	9	0	0	0	0	75

Enrolment By Grade
For 103



* Data from the 2009-2010 AGR(Enrolment/Age as of the last day in Sept./Dec.)

** Newfoundland Statistics Classification System

*** May include itinerant teachers

District 2 - Western

#104 - Douglas Academy, La Poile

Classification: Rural
Offers Distance Education: No

Grades: 5,7

Number of Grades: 2

[School FTE PTR : 6.0](#)

[District FTE PTR : 11.2](#)

[Provincial FTE PTR : 12.1](#)

[FTE Teachers](#) *** : 1.0

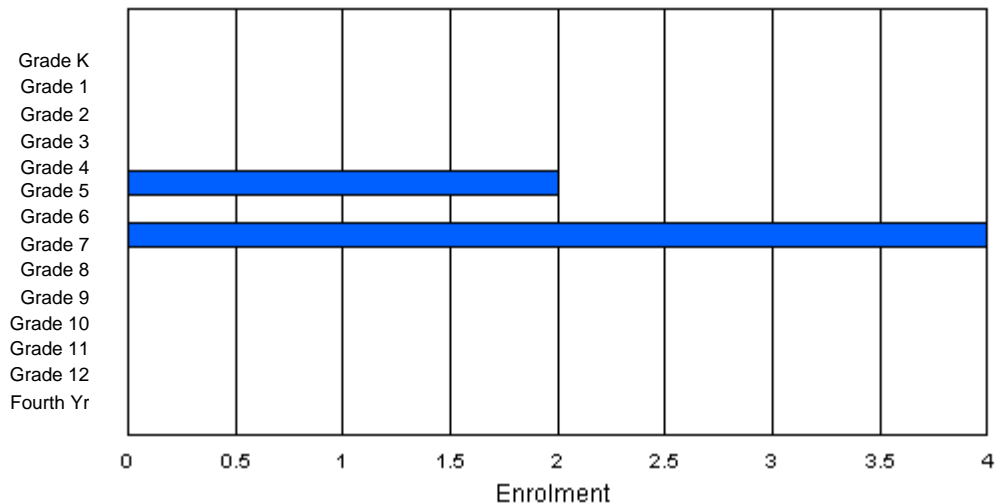
Enrolment By Age and Gender

Gender	Age																	Total
	5	6	7	8	9	10	11	12	13	14	15	16	17	18	19	20>		
Male	0	0	0	0	0	2	0	1	0	0	0	0	0	0	0	0	3	
Female	0	0	0	0	0	0	0	3	0	0	0	0	0	0	0	0	3	
Total	0	0	0	0	0	2	0	4	0	0	0	0	0	0	0	0	6	

Enrolment By Grade and Gender

Gender	Grade															Total
	K	1	2	3	4	5	6	7	8	9	10	11	12	4th		
Male	0	0	0	0	0	2	0	1	0	0	0	0	0	0	3	
Female	0	0	0	0	0	0	0	3	0	0	0	0	0	0	3	
Total	0	0	0	0	0	2	0	4	0	0	0	0	0	0	6	

Enrolment By Grade
For 104



* Data from the 2009-2010 AGR(Enrolment/Age as of the last day in Sept./Dec.)

** Newfoundland Statistics Classification System

*** May include itinerant teachers

District 2 - Western

#106 - Lourdes Elementary, Lourdes

Classification: Rural
Offers Distance Education: No

Grades: K-8 Number of Grades: 9

[School FTE PTR : 11.0](#)
[District FTE PTR : 11.2](#)
[Provincial FTE PTR : 12.1](#)

[FTE Teachers](#) *** : 16.8

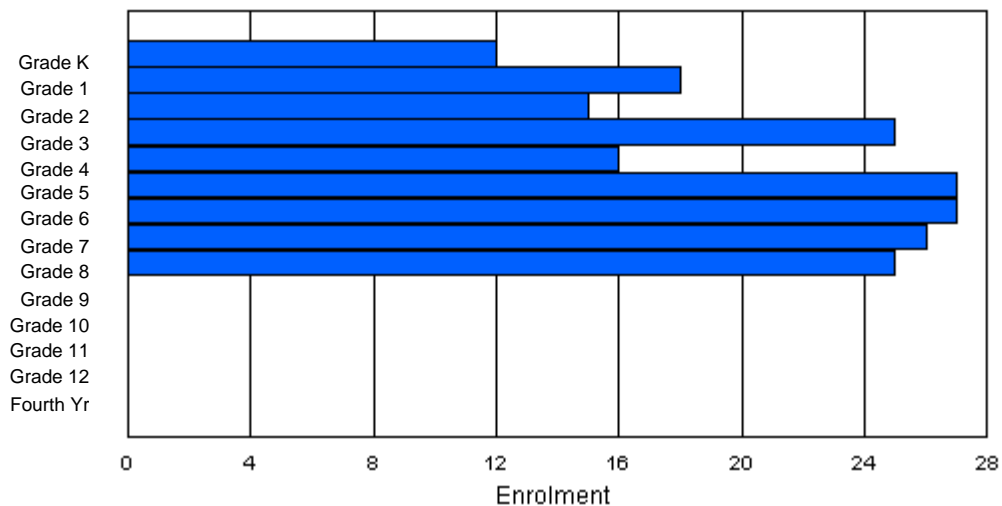
Enrolment By Age and Gender

Gender	Age																Total
	5	6	7	8	9	10	11	12	13	14	15	16	17	18	19	20>	
Male	8	5	8	17	10	11	16	12	14	1	0	0	0	0	0	0	102
Female	4	13	7	8	6	16	11	11	12	1	0	0	0	0	0	0	89
Total	12	18	15	25	16	27	27	23	26	2	0	0	0	0	0	0	191

Enrolment By Grade and Gender

Gender	Grade														Total
	K	1	2	3	4	5	6	7	8	9	10	11	12	4th	
Male	8	5	8	17	10	11	16	15	12	0	0	0	0	0	102
Female	4	13	7	8	6	16	11	11	13	0	0	0	0	0	89
Total	12	18	15	25	16	27	27	26	25	0	0	0	0	0	191

Enrolment By Grade
For 106



* Data from the 2009-2010 AGR(Enrolment/Age as of the last day in Sept./Dec.)

** Newfoundland Statistics Classification System

*** May include itinerant teachers

District 2 - Western

#110 - Piccadilly Central High, Piccadilly

Classification: Rural
Offers Distance Education: Yes

Grades: 9-12

Number of Grades: 4

[School FTE PTR : 11.7](#)

[District FTE PTR : 11.2](#)

[Provincial FTE PTR : 12.1](#)

[FTE Teachers](#) *** : 16.8

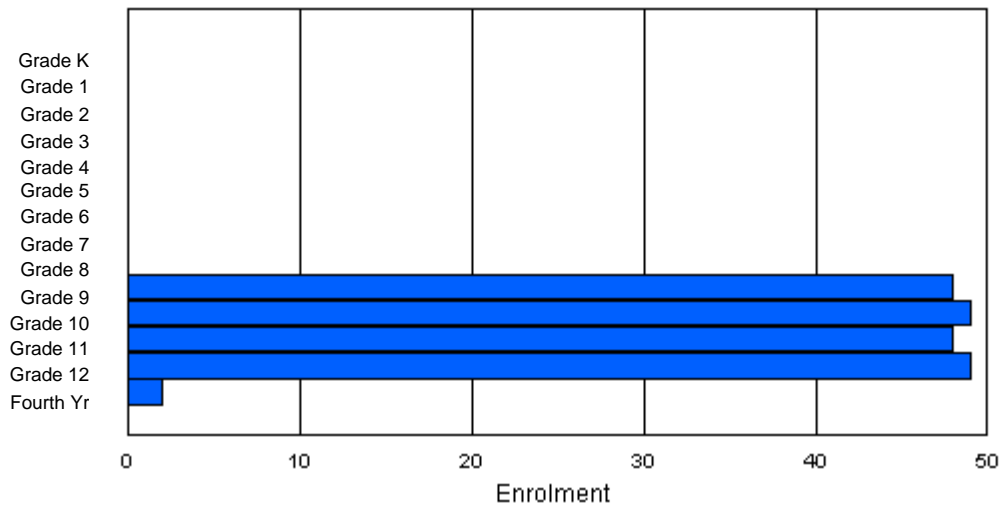
Enrolment By Age and Gender

Gender	Age																	Total
	5	6	7	8	9	10	11	12	13	14	15	16	17	18	19	20>		
Male	0	0	0	0	0	0	0	0	0	21	22	25	26	5	0	0	99	
Female	0	0	0	0	0	0	0	0	0	22	30	21	22	2	0	0	97	
Total	0	0	0	0	0	0	0	0	0	43	52	46	48	7	0	0	196	

Enrolment By Grade and Gender

Gender	Grade															Total
	K	1	2	3	4	5	6	7	8	9	10	11	12	4th		
Male	0	0	0	0	0	0	0	0	0	23	21	25	29	1	99	
Female	0	0	0	0	0	0	0	0	0	25	28	23	20	1	97	
Total	0	0	0	0	0	0	0	0	0	48	49	48	49	2	196	

Enrolment By Grade
For 110



* Data from the 2009-2010 AGR(Enrolment/Age as of the last day in Sept./Dec.)

** Newfoundland Statistics Classification System

*** May include itinerant teachers

District 2 - Western

#111 - St. Thomas Aquinas, Port au Port East

Classification: Rural
Offers Distance Education: No

Grades: K-8 Number of Grades: 9

[School FTE PTR : 9.3](#)
[District FTE PTR : 11.2](#)
[Provincial FTE PTR : 12.1](#)

[FTE Teachers](#) *** : 12.0

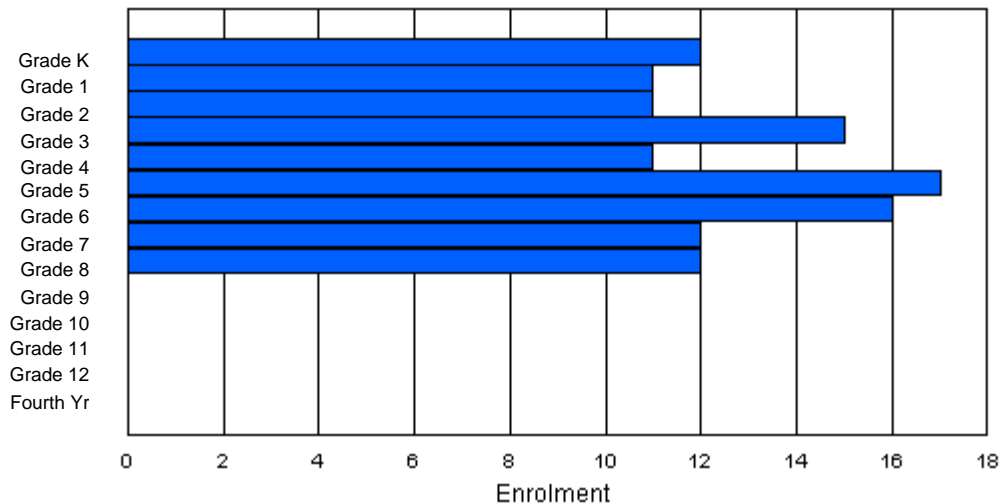
Enrolment By Age and Gender

Gender	Age																Total
	5	6	7	8	9	10	11	12	13	14	15	16	17	18	19	20>	
Male	5	6	4	6	8	5	4	8	9	0	0	0	0	0	0	0	55
Female	7	5	7	9	3	12	10	5	4	0	0	0	0	0	0	0	62
Total	12	11	11	15	11	17	14	13	13	0	0	0	0	0	0	0	117

Enrolment By Grade and Gender

Gender	Grade														Total
	K	1	2	3	4	5	6	7	8	9	10	11	12	4th	
Male	5	6	4	6	8	5	6	7	8	0	0	0	0	0	55
Female	7	5	7	9	3	12	10	5	4	0	0	0	0	0	62
Total	12	11	11	15	11	17	16	12	12	0	0	0	0	0	117

Enrolment By Grade
For 111



* Data from the 2009-2010 AGR(Enrolment/Age as of the last day in Sept./Dec.)

** Newfoundland Statistics Classification System

*** May include itinerant teachers

District 2 - Western

#113 - St. Boniface All Grade, Ramea

Classification: Rural
Offers Distance Education: Yes

Grades: K-10,12

Number of Grades: 12

[School FTE PTR : 7.7](#)

[District FTE PTR : 11.2](#)

[Provincial FTE PTR : 12.1](#)

[FTE Teachers](#) *** : 7.5

Enrolment By Age and Gender

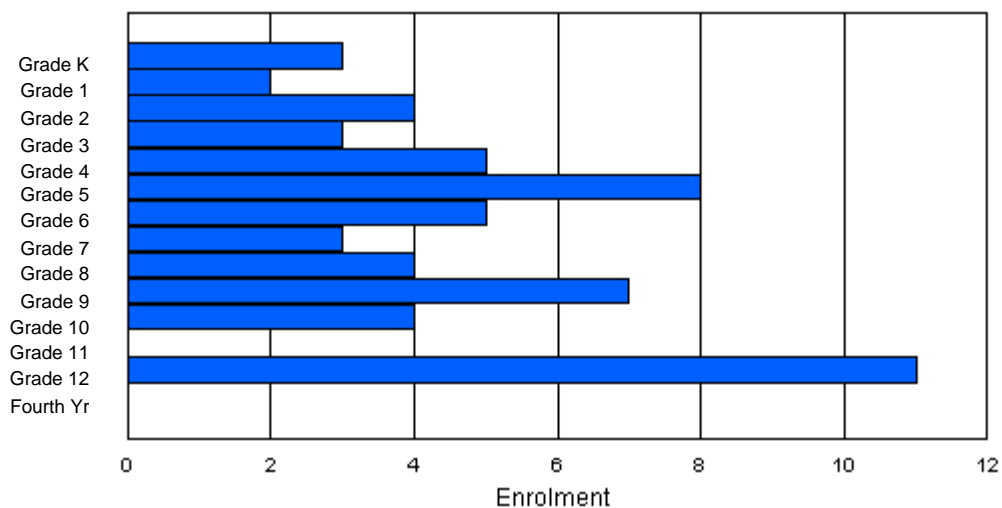
Gender	Age																Total
	5	6	7	8	9	10	11	12	13	14	15	16	17	18	19	20>	
Male	2	0	2	1	2	2	2	2	2	1	1	0	5	0	0	0	22
Female	1	2	2	2	3	6	3	1	2	6	3	0	6	0	0	0	37
Total	3	2	4	3	5	8	5	3	4	7	4	0	11	0	0	0	59

Enrolment By Grade and Gender

Gender	Grade														Total
	K	1	2	3	4	5	6	7	8	9	10	11	12	4th	
Male	2	0	2	1	2	2	2	2	2	1	1	0	5	0	22
Female	1	2	2	2	3	6	3	1	2	6	3	0	6	0	37
Total	3	2	4	3	5	8	5	3	4	7	4	0	11	0	59

Enrolment By Grade

For 113



* Data from the 2009-2010 AGR(Enrolment/Age as of the last day in Sept./Dec.)

** Newfoundland Statistics Classification System

*** May include itinerant teachers

District 2 - Western

#115 - Our Lady of Mercy Elementary, St. George's

Classification: Rural
Offers Distance Education: No

Grades: K-8 Number of Grades: 9

[School FTE PTR : 9.0](#)
[District FTE PTR : 11.2](#)
[Provincial FTE PTR : 12.1](#)

[FTE Teachers](#) *** : 15.0

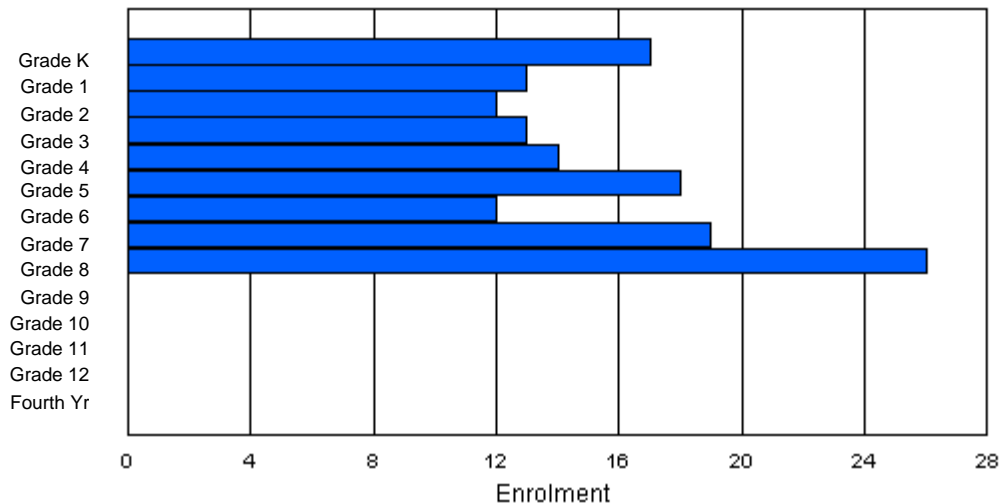
Enrolment By Age and Gender

Gender	Age																Total
	5	6	7	8	9	10	11	12	13	14	15	16	17	18	19	20>	
Male	11	5	4	8	9	8	6	11	12	1	0	0	0	0	0	0	75
Female	6	8	8	5	5	10	6	8	13	0	0	0	0	0	0	0	69
Total	17	13	12	13	14	18	12	19	25	1	0	0	0	0	0	0	144

Enrolment By Grade and Gender

Gender	Grade														Total
	K	1	2	3	4	5	6	7	8	9	10	11	12	4th	
Male	11	5	4	8	9	8	6	11	13	0	0	0	0	0	75
Female	6	8	8	5	5	10	6	8	13	0	0	0	0	0	69
Total	17	13	12	13	14	18	12	19	26	0	0	0	0	0	144

Enrolment By Grade
For 115



* Data from the 2009-2010 AGR(Enrolment/Age as of the last day in Sept./Dec.)

** Newfoundland Statistics Classification System

*** May include itinerant teachers

District 2 - Western

#116 - Appalachia High School, St. George's

Classification: Rural
Offers Distance Education: No

Grades: 9-12

Number of Grades: 4

[School FTE PTR : 14.9](#)

[District FTE PTR : 11.2](#)

[Provincial FTE PTR : 12.1](#)

[FTE Teachers](#) *** : 15.0

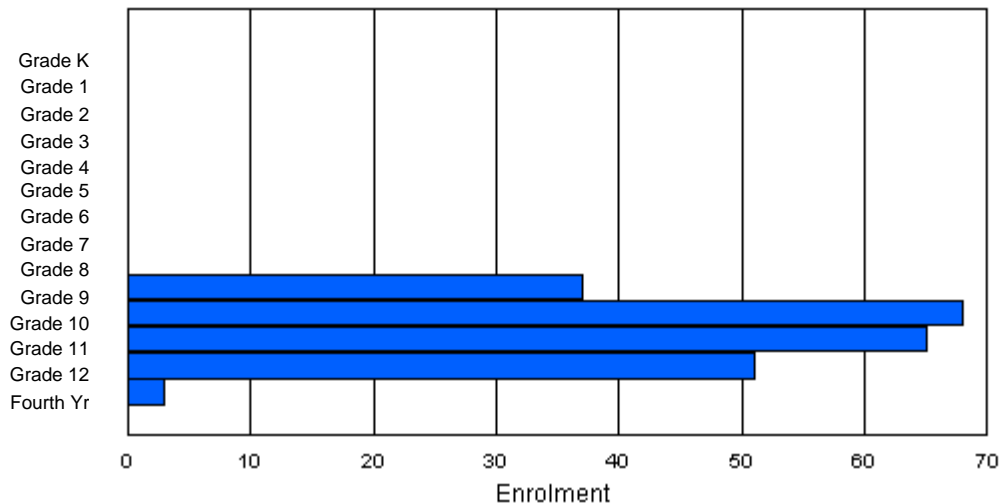
Enrolment By Age and Gender

Gender	Age																	Total
	5	6	7	8	9	10	11	12	13	14	15	16	17	18	19	20>		
Male	0	0	0	0	0	0	0	0	0	21	31	38	29	8	2	0	129	
Female	0	0	0	0	0	0	0	0	0	13	18	30	31	3	0	0	95	
Total	0	0	0	0	0	0	0	0	0	34	49	68	60	11	2	0	224	

Enrolment By Grade and Gender

Gender	Grade															Total
	K	1	2	3	4	5	6	7	8	9	10	11	12	4th		
Male	0	0	0	0	0	0	0	0	0	23	41	35	28	2	129	
Female	0	0	0	0	0	0	0	0	0	14	27	30	23	1	95	
Total	0	0	0	0	0	0	0	0	0	37	68	65	51	3	224	

Enrolment By Grade
For 116



* Data from the 2009-2010 AGR(Enrolment/Age as of the last day in Sept./Dec.)

** Newfoundland Statistics Classification System

*** May include itinerant teachers

District 2 - Western

#118 - Stephenville Elementary, Stephenville

Classification: Urban
Offers Distance Education: No

Grades: 4-5 Number of Grades: 2

[School FTE PTR : 12.7](#)
[District FTE PTR : 11.2](#)
[Provincial FTE PTR : 12.1](#)

[FTE Teachers](#) *** : 14.4

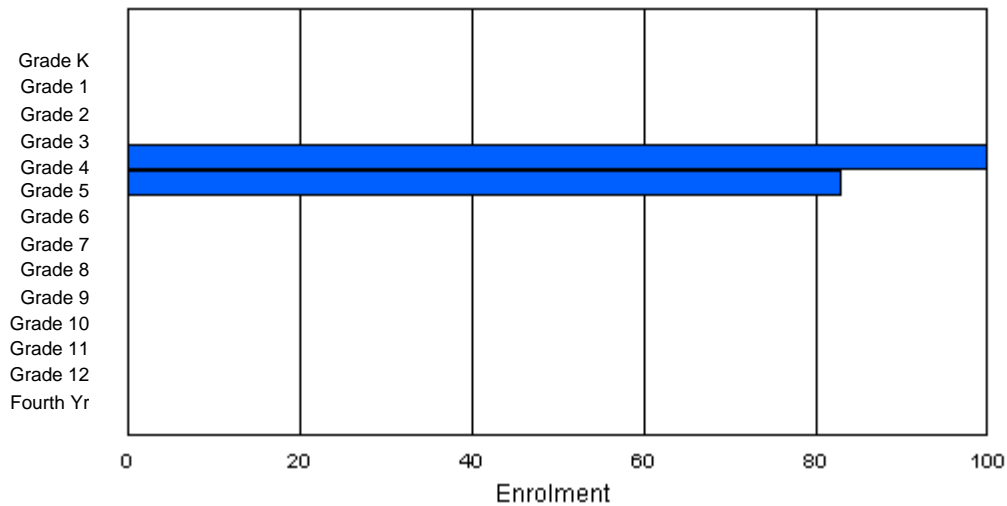
Enrolment By Age and Gender

Gender	Age																	Total
	5	6	7	8	9	10	11	12	13	14	15	16	17	18	19	20>		
Male	0	0	0	0	53	41	4	0	0	0	0	0	0	0	0	0	98	
Female	0	0	0	0	44	38	3	0	0	0	0	0	0	0	0	0	85	
Total	0	0	0	0	97	79	7	0	0	0	0	0	0	0	0	0	183	

Enrolment By Grade and Gender

Gender	Grade															Total
	K	1	2	3	4	5	6	7	8	9	10	11	12	4th		
Male	0	0	0	0	55	43	0	0	0	0	0	0	0	0	98	
Female	0	0	0	0	45	40	0	0	0	0	0	0	0	0	85	
Total	0	0	0	0	100	83	0	0	0	0	0	0	0	0	183	

Enrolment By Grade
For 118



* Data from the 2009-2010 AGR(Enrolment/Age as of the last day in Sept./Dec.)

** Newfoundland Statistics Classification System

*** May include itinerant teachers

District 2 - Western

#119 - Stephenville High, Stephenville

Classification: Urban
Offers Distance Education: No

Grades: 9-12

Number of Grades: 4

[School FTE PTR : 15.5](#)

[District FTE PTR : 11.2](#)

[Provincial FTE PTR : 12.1](#)

[FTE Teachers](#) *** : 34.8

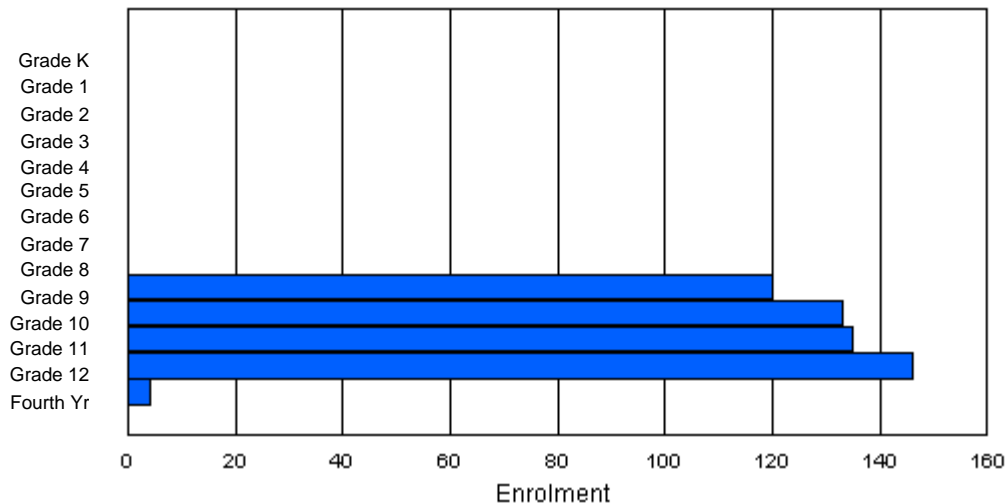
Enrolment By Age and Gender

Gender	Age																	Total
	5	6	7	8	9	10	11	12	13	14	15	16	17	18	19	20>		
Male	0	0	0	0	0	0	0	0	0	55	72	74	74	10	1	1	287	
Female	0	0	0	0	0	0	0	0	1	56	62	52	71	8	0	1	251	
Total	0	0	0	0	0	0	0	0	1	111	134	126	145	18	1	2	538	

Enrolment By Grade and Gender

Gender	Grade															Total
	K	1	2	3	4	5	6	7	8	9	10	11	12	4th		
Male	0	0	0	0	0	0	0	0	0	62	71	78	74	2	287	
Female	0	0	0	0	0	0	0	0	0	58	62	57	72	2	251	
Total	0	0	0	0	0	0	0	0	0	120	133	135	146	4	538	

Enrolment By Grade
For 119



* Data from the 2009-2010 AGR(Enrolment/Age as of the last day in Sept./Dec.)

** Newfoundland Statistics Classification System

*** May include itinerant teachers

District 2 - Western

#120 - Stephenville Primary, Stephenville

Classification: Urban
Offers Distance Education: No

Grades: K-3 Number of Grades: 4

[School FTE PTR : 11.6](#)
[District FTE PTR : 11.2](#)
[Provincial FTE PTR : 12.1](#)

[FTE Teachers](#) *** : 26.2

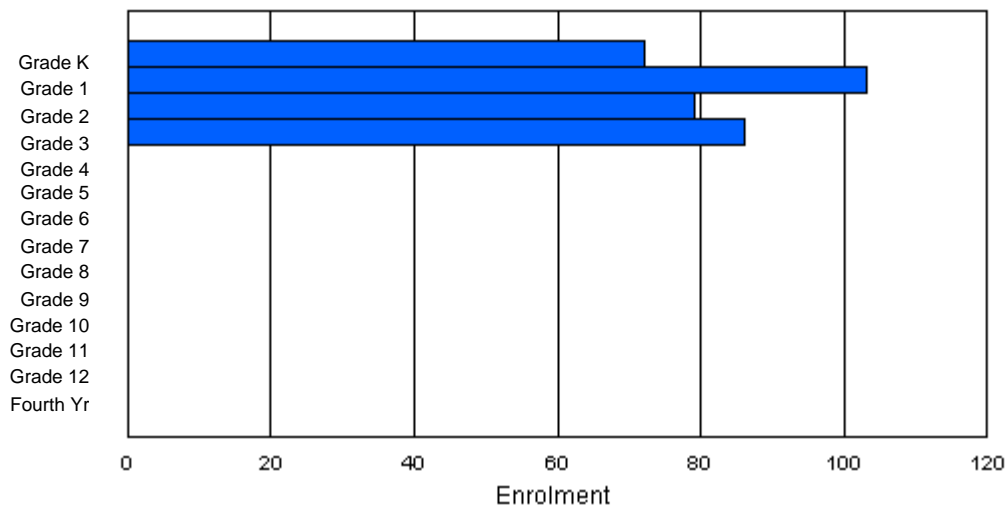
Enrolment By Age and Gender

Gender	Age																Total
	5	6	7	8	9	10	11	12	13	14	15	16	17	18	19	20>	
Male	35	43	48	32	5	0	0	0	0	0	0	0	0	0	0	0	163
Female	37	59	31	49	1	0	0	0	0	0	0	0	0	0	0	0	177
Total	72	102	79	81	6	0	0	0	0	0	0	0	0	0	0	0	340

Enrolment By Grade and Gender

Gender	Grade														Total
	K	1	2	3	4	5	6	7	8	9	10	11	12	4th	
Male	35	44	48	36	0	0	0	0	0	0	0	0	0	0	163
Female	37	59	31	50	0	0	0	0	0	0	0	0	0	0	177
Total	72	103	79	86	0	0	0	0	0	0	0	0	0	0	340

Enrolment By Grade
For 120



* Data from the 2009-2010 AGR(Enrolment/Age as of the last day in Sept./Dec.)

** Newfoundland Statistics Classification System

*** May include itinerant teachers

District 2 - Western

#123 - St. Michael's Elementary, Stephenville Crossing

Classification: Rural
Offers Distance Education: No

Grades: K-8 Number of Grades: 9

[School FTE PTR : 10.6](#)
[District FTE PTR : 11.2](#)
[Provincial FTE PTR : 12.1](#)

[FTE Teachers](#) *** : 15.0

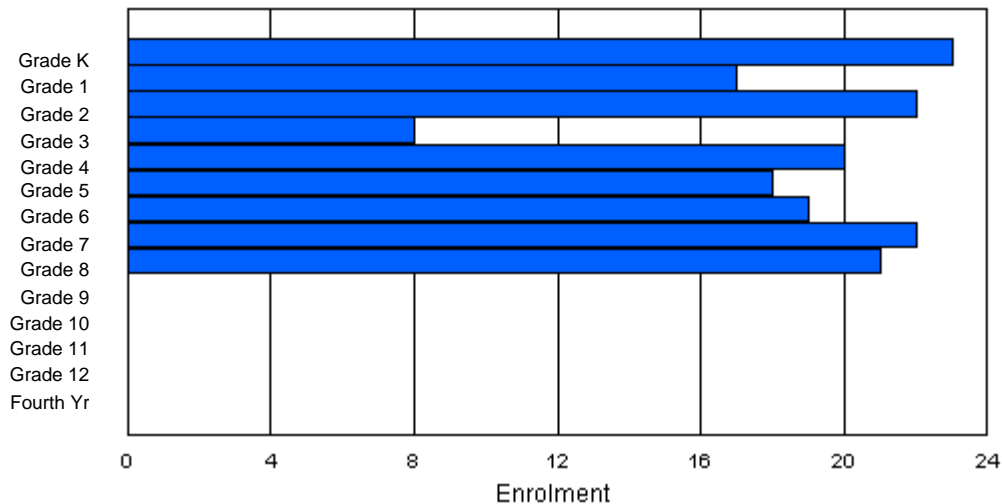
Enrolment By Age and Gender

Gender	Age																Total
	5	6	7	8	9	10	11	12	13	14	15	16	17	18	19	20>	
Male	16	11	10	3	8	8	9	14	15	0	0	0	0	0	0	0	94
Female	7	6	12	5	12	10	10	6	8	0	0	0	0	0	0	0	76
Total	23	17	22	8	20	18	19	20	23	0	0	0	0	0	0	0	170

Enrolment By Grade and Gender

Gender	Grade														Total
	K	1	2	3	4	5	6	7	8	9	10	11	12	4th	
Male	16	11	10	3	8	8	9	16	13	0	0	0	0	0	94
Female	7	6	12	5	12	10	10	6	8	0	0	0	0	0	76
Total	23	17	22	8	20	18	19	22	21	0	0	0	0	0	170

Enrolment By Grade
For 123



* Data from the 2009-2010 AGR(Enrolment/Age as of the last day in Sept./Dec.)

** Newfoundland Statistics Classification System

*** May include itinerant teachers

District 2 - Western

#137 - St. Simon and St. Jude Academy, Francois

Classification: Rural
Offers Distance Education: Yes

Grades: 1,3-8,10-12 Number of Grades: 10

[School FTE PTR : 6.0](#)
[District FTE PTR : 11.2](#)
[Provincial FTE PTR : 12.1](#)

[FTE Teachers](#) *** : 3.0

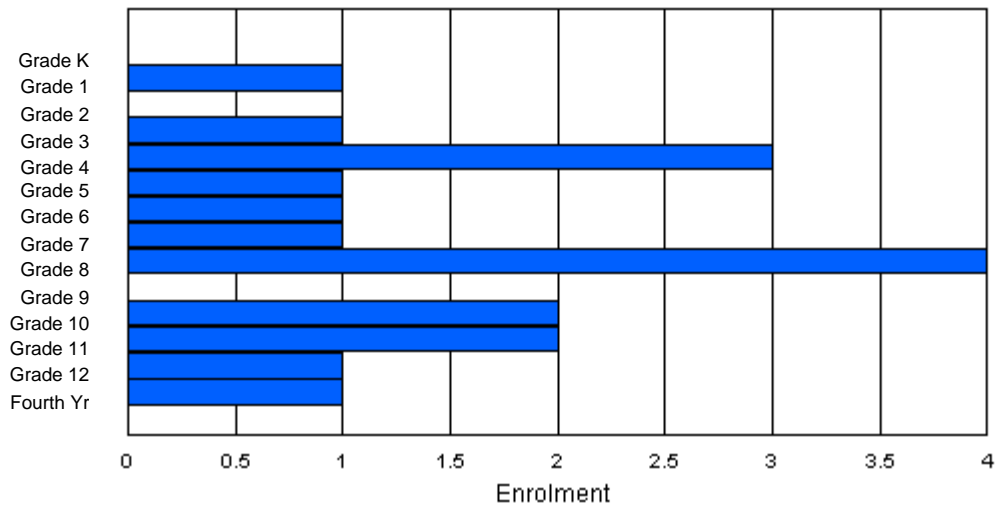
Enrolment By Age and Gender

Gender	Age																	Total
	5	6	7	8	9	10	11	12	13	14	15	16	17	18	19	20>		
Male	0	1	0	0	2	0	1	0	3	0	2	0	1	1	0	0	11	
Female	0	0	0	1	1	1	0	1	1	0	0	1	1	0	0	0	7	
Total	0	1	0	1	3	1	1	1	4	0	2	1	2	1	0	0	18	

Enrolment By Grade and Gender

Gender	Grade															Total
	K	1	2	3	4	5	6	7	8	9	10	11	12	4th		
Male	0	1	0	0	2	0	1	0	3	0	2	1	0	1	11	
Female	0	0	0	1	1	1	0	1	1	0	0	1	1	0	7	
Total	0	1	0	1	3	1	1	1	4	0	2	2	1	1	18	

Enrolment By Grade
For 137



* Data from the 2009-2010 AGR(Enrolment/Age as of the last day in Sept./Dec.)

** Newfoundland Statistics Classification System

*** May include itinerant teachers

District 2 - Western

#387 - Bayview Regional Collegiate, St. Lunaire

Classification: Rural
Offers Distance Education: Yes

Grades: 7-12

Number of Grades: 6

[School FTE PTR : 8.0](#)

[District FTE PTR : 11.2](#)

[Provincial FTE PTR : 12.1](#)

[FTE Teachers](#) *** : 8.0

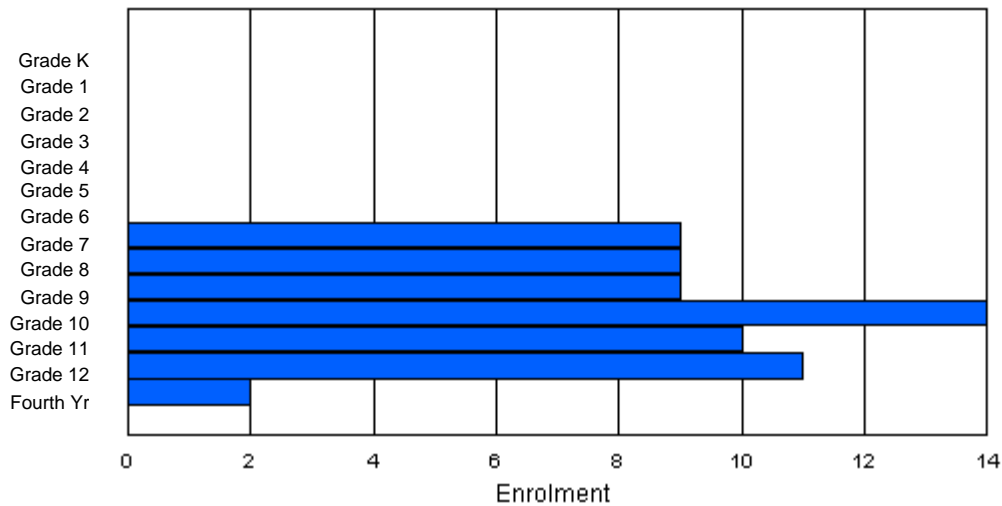
Enrolment By Age and Gender

Gender	Age																	Total
	5	6	7	8	9	10	11	12	13	14	15	16	17	18	19	20>		
Male	0	0	0	0	0	0	0	3	6	4	5	6	7	0	0	1	32	
Female	0	0	0	0	0	0	0	6	3	5	6	6	5	1	0	0	32	
Total	0	0	0	0	0	0	0	9	9	9	11	12	12	1	0	1	64	

Enrolment By Grade and Gender

Gender	Grade															Total
	K	1	2	3	4	5	6	7	8	9	10	11	12	4th		
Male	0	0	0	0	0	0	0	3	6	4	8	4	6	1	32	
Female	0	0	0	0	0	0	0	6	3	5	6	6	5	1	32	
Total	0	0	0	0	0	0	0	9	9	9	14	10	11	2	64	

Enrolment By Grade
For 387



* Data from the 2009-2010 AGR(Enrolment/Age as of the last day in Sept./Dec.)

** Newfoundland Statistics Classification System

*** May include itinerant teachers

District 2 - Western

#388 - Long Range Academy, Cow Head

Classification: Rural
Offers Distance Education: Yes

Grades: K-12

Number of Grades: 13

[School FTE PTR : 9.3](#)

[District FTE PTR : 11.2](#)

[Provincial FTE PTR : 12.1](#)

[FTE Teachers](#) *** : 17.0

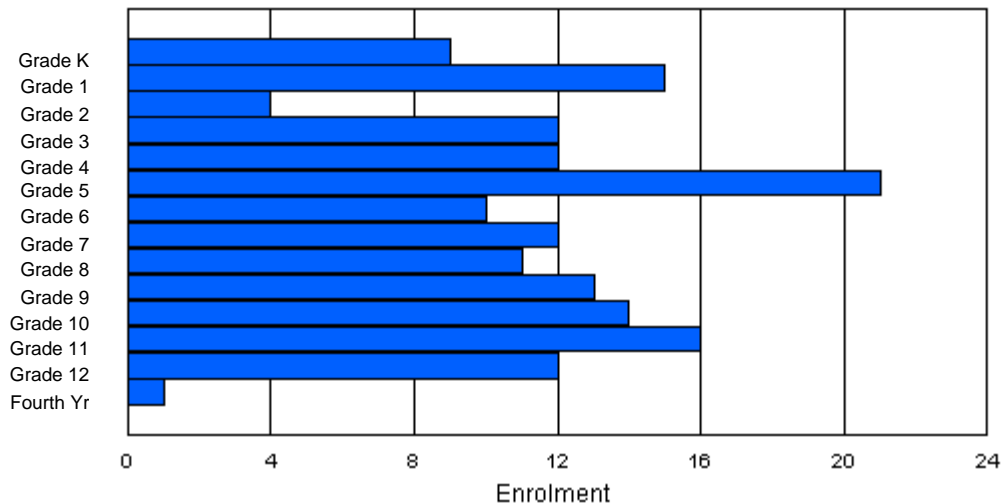
Enrolment By Age and Gender

Gender	Age																	Total
	5	6	7	8	9	10	11	12	13	14	15	16	17	18	19	20>		
Male	5	8	1	3	8	9	5	7	8	6	6	8	5	1	0	1	81	
Female	4	7	3	9	4	11	3	6	5	7	8	8	6	0	0	0	81	
Total	9	15	4	12	12	20	8	13	13	13	14	16	11	1	0	1	162	

Enrolment By Grade and Gender

Gender	Grade															Total
	K	1	2	3	4	5	6	7	8	9	10	11	12	4th		
Male	5	8	1	3	8	10	5	7	7	6	6	8	6	1	81	
Female	4	7	3	9	4	11	5	5	4	7	8	8	6	0	81	
Total	9	15	4	12	12	21	10	12	11	13	14	16	12	1	162	

Enrolment By Grade
For 388



* Data from the 2009-2010 AGR(Enrolment/Age as of the last day in Sept./Dec.)

** Newfoundland Statistics Classification System

*** May include itinerant teachers

District 2 - Western

#389 - Elwood Elementary, Deer Lake

Classification: Rural
Offers Distance Education: No

Grades: K-5 Number of Grades: 6

[School FTE PTR : 13.4](#)
[District FTE PTR : 11.2](#)
[Provincial FTE PTR : 12.1](#)

[FTE Teachers](#) *** : 27.0

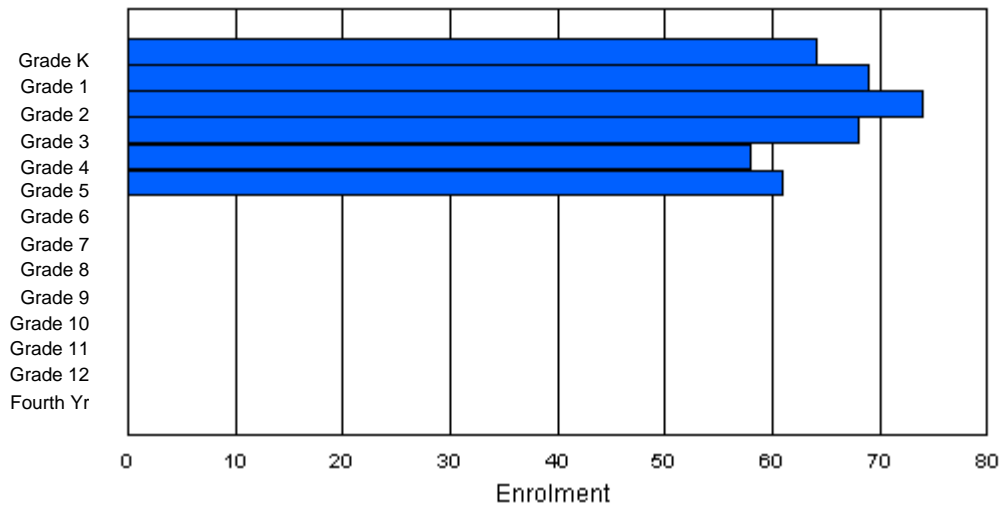
Enrolment By Age and Gender

Gender	Age																	Total
	5	6	7	8	9	10	11	12	13	14	15	16	17	18	19	20>		
Male	21	36	42	33	25	30	3	0	0	0	0	0	0	0	0	0	190	
Female	43	31	32	36	29	32	1	0	0	0	0	0	0	0	0	0	204	
Total	64	67	74	69	54	62	4	0	0	0	0	0	0	0	0	0	394	

Enrolment By Grade and Gender

Gender	Grade															Total
	K	1	2	3	4	5	6	7	8	9	10	11	12	4th		
Male	21	38	42	31	27	31	0	0	0	0	0	0	0	0	190	
Female	43	31	32	37	31	30	0	0	0	0	0	0	0	0	204	
Total	64	69	74	68	58	61	0	0	0	0	0	0	0	0	394	

Enrolment By Grade
For 389



* Data from the 2009-2010 AGR(Enrolment/Age as of the last day in Sept./Dec.)

** Newfoundland Statistics Classification System

*** May include itinerant teachers

District 2 - Western

#390 - Elwood High School, Deer Lake

Classification: Rural
Offers Distance Education: No

Grades: 10-12

Number of Grades: 3

[School FTE PTR : 16.9](#)

[District FTE PTR : 11.2](#)

[Provincial FTE PTR : 12.1](#)

[FTE Teachers](#) *** : 17.5

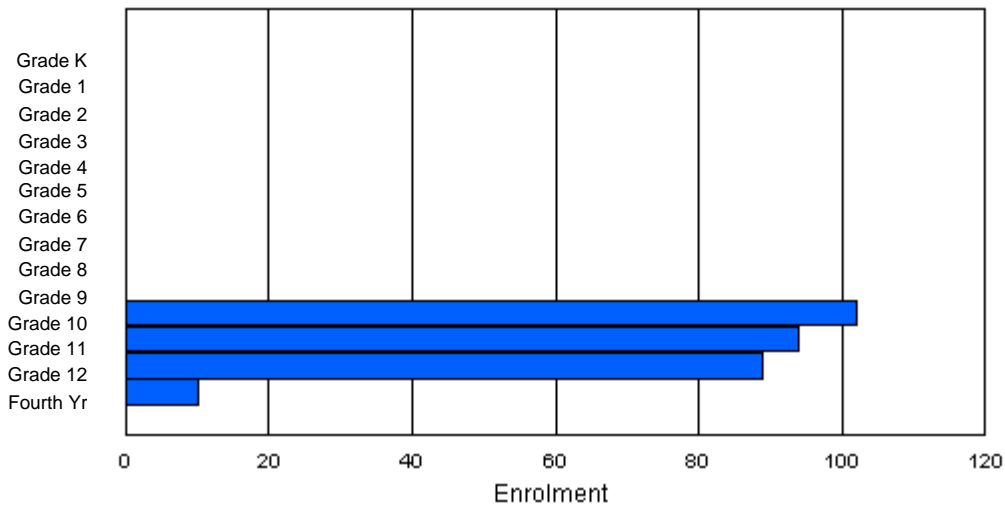
Enrolment By Age and Gender

Gender	Age																	Total
	5	6	7	8	9	10	11	12	13	14	15	16	17	18	19	20>		
Male	0	0	0	0	0	0	0	0	0	0	38	41	56	17	3	0	155	
Female	0	0	0	0	0	0	0	0	0	0	47	46	38	9	0	0	140	
Total	0	0	0	0	0	0	0	0	0	0	85	87	94	26	3	0	295	

Enrolment By Grade and Gender

Gender	Grade															Total
	K	1	2	3	4	5	6	7	8	9	10	11	12	4th		
Male	0	0	0	0	0	0	0	0	0	0	51	48	51	5	155	
Female	0	0	0	0	0	0	0	0	0	0	51	46	38	5	140	
Total	0	0	0	0	0	0	0	0	0	0	102	94	89	10	295	

Enrolment By Grade
For 390



* Data from the 2009-2010 AGR(Enrolment/Age as of the last day in Sept./Dec.)

** Newfoundland Statistics Classification System

*** May include itinerant teachers

District 2 - Western

#391 - Xavier Junior High, Deer Lake

Classification: Rural
Offers Distance Education: No

Grades: 6-9 Number of Grades: 4

[School FTE PTR : 15.1](#)
[District FTE PTR : 11.2](#)
[Provincial FTE PTR : 12.1](#)

[FTE Teachers](#) *** : 20.5

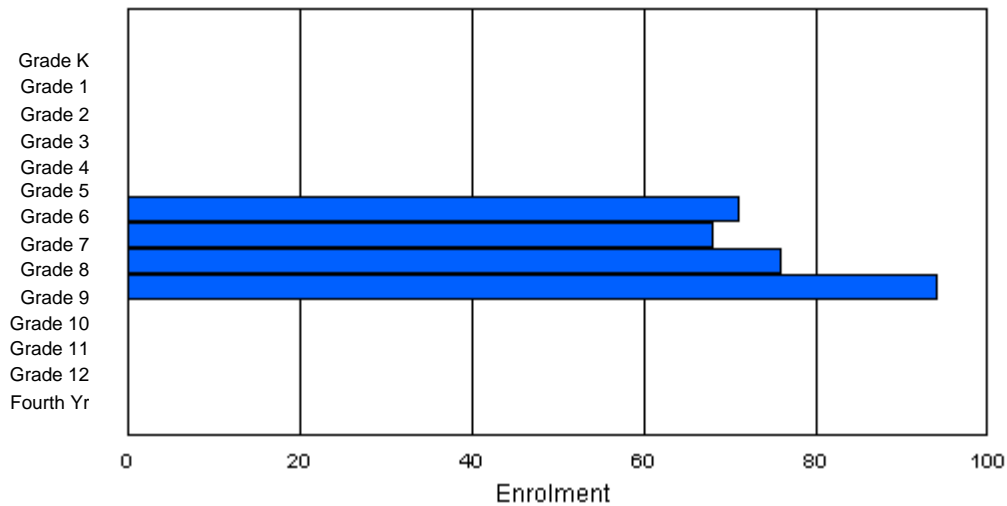
Enrolment By Age and Gender

Gender	Age																Total
	5	6	7	8	9	10	11	12	13	14	15	16	17	18	19	20>	
Male	0	0	0	0	0	0	41	33	38	51	2	0	0	0	0	0	165
Female	0	0	0	0	0	1	29	31	40	40	3	0	0	0	0	0	144
Total	0	0	0	0	0	1	70	64	78	91	5	0	0	0	0	0	309

Enrolment By Grade and Gender

Gender	Grade														Total
	K	1	2	3	4	5	6	7	8	9	10	11	12	4th	
Male	0	0	0	0	0	0	41	36	36	52	0	0	0	0	165
Female	0	0	0	0	0	0	30	32	40	42	0	0	0	0	144
Total	0	0	0	0	0	0	71	68	76	94	0	0	0	0	309

Enrolment By Grade
For 391



* Data from the 2009-2010 AGR(Enrolment/Age as of the last day in Sept./Dec.)

** Newfoundland Statistics Classification System

*** May include itinerant teachers

District 2 - Western

#393 - Bonne Bay Academy, Woody Point

Classification: Rural
Offers Distance Education: Yes

Grades: K-12

Number of Grades: 13

[School FTE PTR : 6.9](#)

[District FTE PTR : 11.2](#)

[Provincial FTE PTR : 12.1](#)

[FTE Teachers](#) *** : 9.0

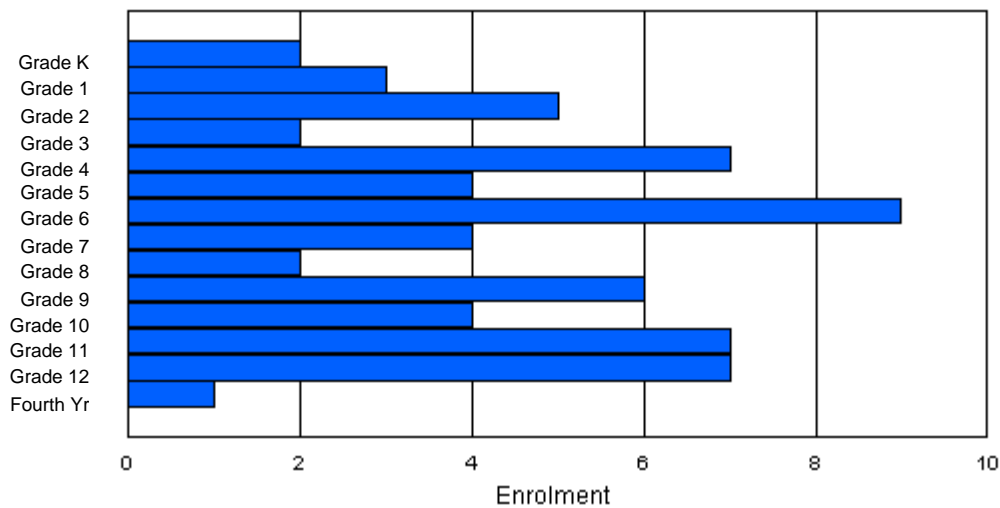
Enrolment By Age and Gender

Gender	Age																	Total
	5	6	7	8	9	10	11	12	13	14	15	16	17	18	19	20>		
Male	2	1	3	1	5	1	6	2	0	1	2	3	5	0	1	0	33	
Female	0	2	2	1	2	3	3	2	2	5	2	4	2	0	0	0	30	
Total	2	3	5	2	7	4	9	4	2	6	4	7	7	0	1	0	63	

Enrolment By Grade and Gender

Gender	Grade															Total
	K	1	2	3	4	5	6	7	8	9	10	11	12	4th		
Male	2	1	3	1	5	1	6	2	0	1	2	3	5	1	33	
Female	0	2	2	1	2	3	3	2	2	5	2	4	2	0	30	
Total	2	3	5	2	7	4	9	4	2	6	4	7	7	1	63	

Enrolment By Grade
For 393



* Data from the 2009-2010 AGR(Enrolment/Age as of the last day in Sept./Dec.)

** Newfoundland Statistics Classification System

*** May include itinerant teachers

District 2 - Western

#394 - E.A. Butler All Grade, McKay's

Classification: Rural
Offers Distance Education: Yes

Grades: K-12

Number of Grades: 13

[School FTE PTR : 9.1](#)

[District FTE PTR : 11.2](#)

[Provincial FTE PTR : 12.1](#)

[FTE Teachers](#) *** : 15.5

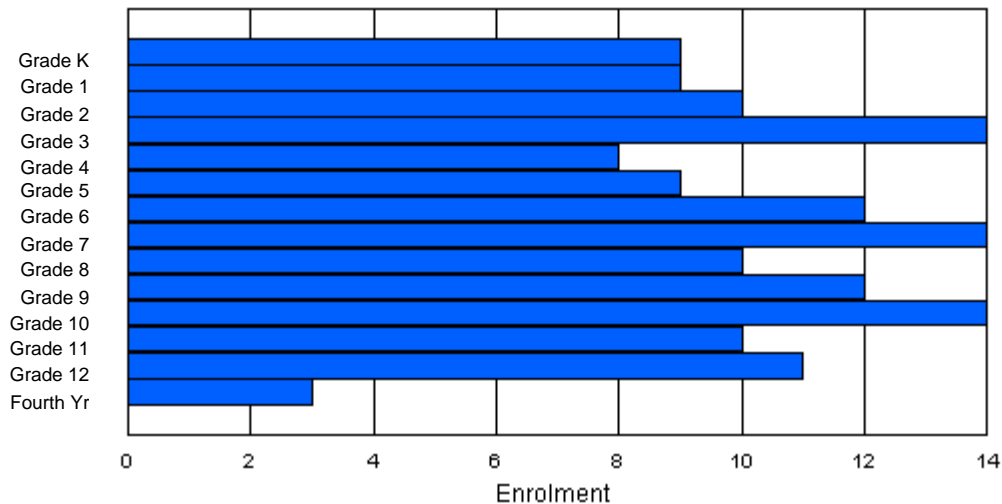
Enrolment By Age and Gender

Gender	Age																	Total
	5	6	7	8	9	10	11	12	13	14	15	16	17	18	19	20>		
Male	7	5	6	5	4	3	7	5	9	5	5	6	5	2	0	0	74	
Female	2	4	4	9	4	5	5	8	5	6	3	6	7	3	0	0	71	
Total	9	9	10	14	8	8	12	13	14	11	8	12	12	5	0	0	145	

Enrolment By Grade and Gender

Gender	Grade															Total
	K	1	2	3	4	5	6	7	8	9	10	11	12	4th		
Male	7	5	6	5	4	3	7	6	7	6	9	4	4	1	74	
Female	2	4	4	9	4	6	5	8	3	6	5	6	7	2	71	
Total	9	9	10	14	8	9	12	14	10	12	14	10	11	3	145	

Enrolment By Grade
For 394



* Data from the 2009-2010 AGR(Enrolment/Age as of the last day in Sept./Dec.)

** Newfoundland Statistics Classification System

*** May include itinerant teachers

District 2 - Western

#396 - Stephenville Middle School, Stephenville

Classification: Urban
Offers Distance Education: No

Grades: 6-8 Number of Grades: 3

[School FTE PTR : 13.6](#)
[District FTE PTR : 11.2](#)
[Provincial FTE PTR : 12.1](#)

[FTE Teachers](#) *** : 21.8

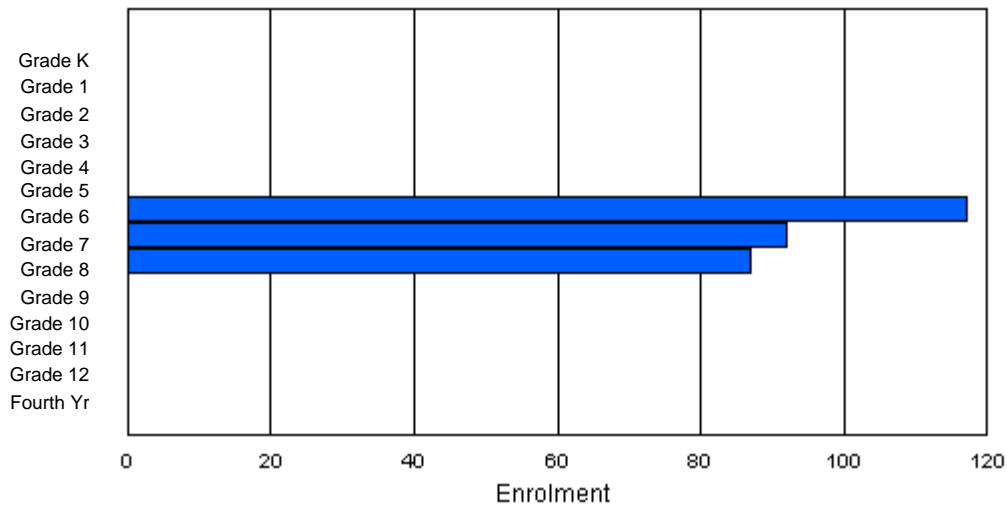
Enrolment By Age and Gender

Gender	Age																Total
	5	6	7	8	9	10	11	12	13	14	15	16	17	18	19	20>	
Male	0	0	0	0	0	0	54	43	41	3	1	0	0	0	0	0	142
Female	0	0	0	0	0	0	55	53	44	2	0	0	0	0	0	0	154
Total	0	0	0	0	0	0	109	96	85	5	1	0	0	0	0	0	296

Enrolment By Grade and Gender

Gender	Grade														Total
	K	1	2	3	4	5	6	7	8	9	10	11	12	4th	
Male	0	0	0	0	0	0	59	39	44	0	0	0	0	0	142
Female	0	0	0	0	0	0	58	53	43	0	0	0	0	0	154
Total	0	0	0	0	0	0	117	92	87	0	0	0	0	0	296

Enrolment By Grade
For 396



* Data from the 2009-2010 AGR(Enrolment/Age as of the last day in Sept./Dec.)

** Newfoundland Statistics Classification System

*** May include itinerant teachers

District 2 - Western

#397 - Belanger Memorial School, Upper Ferry

Classification: Rural
Offers Distance Education: Yes

Grades: K-12 Number of Grades: 13

[School FTE PTR : 10.2](#)
[District FTE PTR : 11.2](#)
[Provincial FTE PTR : 12.1](#)

[FTE Teachers](#) *** : 18.5

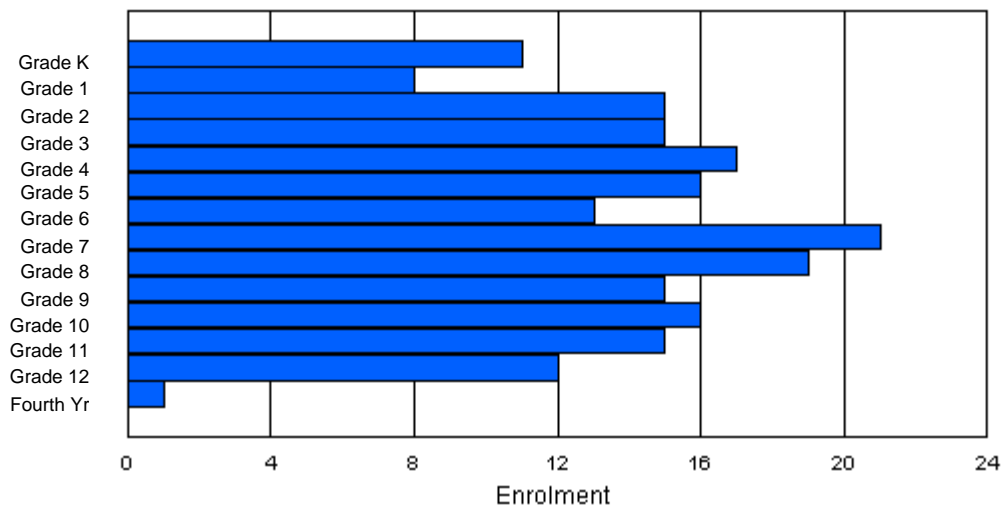
Enrolment By Age and Gender

Gender	Age																	Total
	5	6	7	8	9	10	11	12	13	14	15	16	17	18	19	20>		
Male	6	5	9	10	13	11	8	13	10	10	6	4	6	1	0	0	112	
Female	4	4	6	4	4	5	5	9	8	4	11	8	8	1	0	1	82	
Total	10	9	15	14	17	16	13	22	18	14	17	12	14	2	0	1	194	

Enrolment By Grade and Gender

Gender	Grade															Total
	K	1	2	3	4	5	6	7	8	9	10	11	12	4th		
Male	6	5	9	11	13	11	8	12	11	10	5	4	7	0	112	
Female	5	3	6	4	4	5	5	9	8	5	11	11	5	1	82	
Total	11	8	15	15	17	16	13	21	19	15	16	15	12	1	194	

Enrolment By Grade
For 397



* Data from the 2009-2010 AGR(Enrolment/Age as of the last day in Sept./Dec.)

** Newfoundland Statistics Classification System

*** May include itinerant teachers

District 2 - Western

#463 - Pathfinder/Directions Alternative School, Stephenville

Classification: Urban
Offers Distance Education: No

Grades: 9-12

Number of Grades: 4

[School FTE PTR : 4.8](#)

[District FTE PTR : 11.2](#)

[Provincial FTE PTR : 12.1](#)

[FTE Teachers](#) *** : 4.0

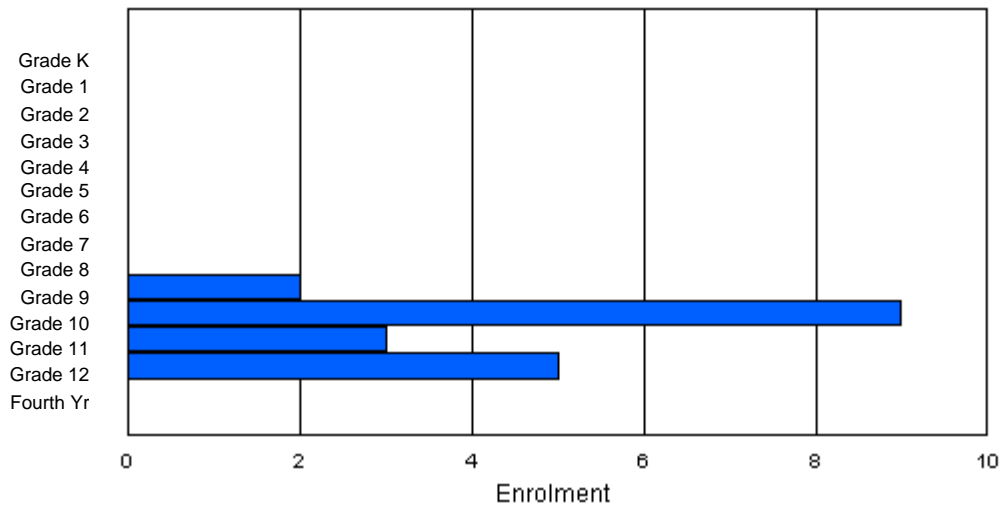
Enrolment By Age and Gender

Gender	Age																	Total
	5	6	7	8	9	10	11	12	13	14	15	16	17	18	19	20>		
Male	0	0	0	0	0	0	0	0	0	1	2	0	5	3	1	0	12	
Female	0	0	0	0	0	0	0	0	0	0	0	1	1	2	3	0	7	
Total	0	0	0	0	0	0	0	0	0	1	2	1	6	5	4	0	19	

Enrolment By Grade and Gender

Gender	Grade															Total
	K	1	2	3	4	5	6	7	8	9	10	11	12	4th		
Male	0	0	0	0	0	0	0	0	0	2	5	3	2	0	12	
Female	0	0	0	0	0	0	0	0	0	0	4	0	3	0	7	
Total	0	0	0	0	0	0	0	0	0	2	9	3	5	0	19	

Enrolment By Grade
For 463



* Data from the 2009-2010 AGR(Enrolment/Age as of the last day in Sept./Dec.)

** Newfoundland Statistics Classification System

*** May include itinerant teachers

District 2 - Western

#474 - Cloud River Academy, Roddickton

Classification: Rural
Offers Distance Education: Yes

Grades: K-12

Number of Grades: 13

[School FTE PTR : 11.3](#)

[District FTE PTR : 11.2](#)

[Provincial FTE PTR : 12.1](#)

[FTE Teachers](#) *** : 17.0

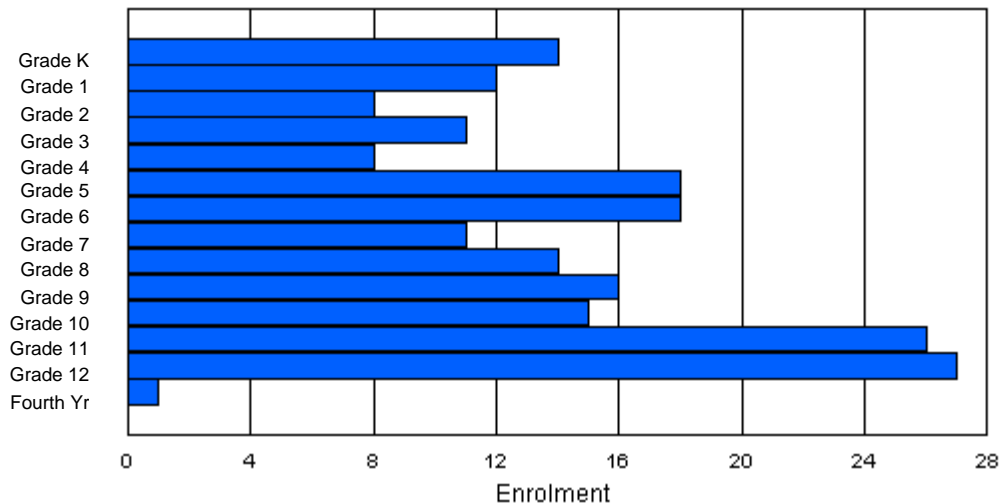
Enrolment By Age and Gender

Gender	Age																	Total
	5	6	7	8	9	10	11	12	13	14	15	16	17	18	19	20>		
Male	6	5	8	8	3	12	7	9	6	9	12	8	13	0	0	0	106	
Female	8	6	1	3	5	6	10	3	8	4	6	14	17	2	0	0	93	
Total	14	11	9	11	8	18	17	12	14	13	18	22	30	2	0	0	199	

Enrolment By Grade and Gender

Gender	Grade															Total
	K	1	2	3	4	5	6	7	8	9	10	11	12	4th		
Male	7	5	7	8	3	12	7	9	6	11	9	12	10	0	106	
Female	7	7	1	3	5	6	11	2	8	5	6	14	17	1	93	
Total	14	12	8	11	8	18	18	11	14	16	15	26	27	1	199	

Enrolment By Grade
For 474



* Data from the 2009-2010 AGR(Enrolment/Age as of the last day in Sept./Dec.)

** Newfoundland Statistics Classification System

*** May include itinerant teachers

District 2 - Western

#475 - Viking Trail Academy, Plum Point

Classification: Rural
Offers Distance Education: Yes

Grades: K-12

Number of Grades: 13

[School FTE PTR : 9.9](#)

[District FTE PTR : 11.2](#)

[Provincial FTE PTR : 12.1](#)

[FTE Teachers](#) *** : 20.0

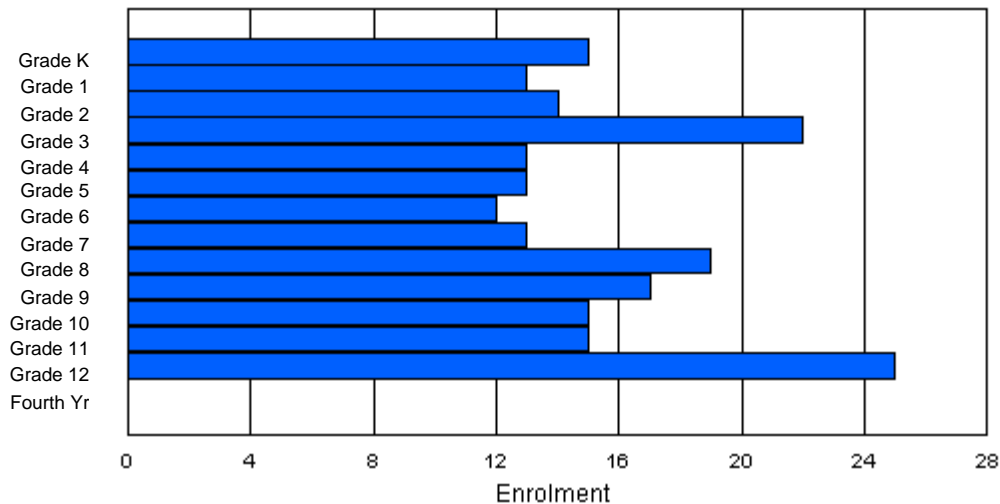
Enrolment By Age and Gender

Gender	Age																	Total
	5	6	7	8	9	10	11	12	13	14	15	16	17	18	19	20>		
Male	9	6	5	13	7	3	8	8	11	9	10	8	7	2	1	0	107	
Female	6	7	10	8	6	9	4	5	9	8	5	6	16	0	0	0	99	
Total	15	13	15	21	13	12	12	13	20	17	15	14	23	2	1	0	206	

Enrolment By Grade and Gender

Gender	Grade														Total
	K	1	2	3	4	5	6	7	8	9	10	11	12	4th	
Male	9	6	5	13	7	4	8	8	10	9	10	8	10	0	107
Female	6	7	9	9	6	9	4	5	9	8	5	7	15	0	99
Total	15	13	14	22	13	13	12	13	19	17	15	15	25	0	206

Enrolment By Grade
For 475



* Data from the 2009-2010 AGR(Enrolment/Age as of the last day in Sept./Dec.)

** Newfoundland Statistics Classification System

*** May include itinerant teachers

District 2 - Western

#485 - Corner Brook High School, Corner Brook

Classification: Urban
Offers Distance Education: No

Grades: 10-12 Number of Grades: 3

[School FTE PTR : 15.7](#)
[District FTE PTR : 11.2](#)
[Provincial FTE PTR : 12.1](#)

[FTE Teachers](#) *** : 58.0

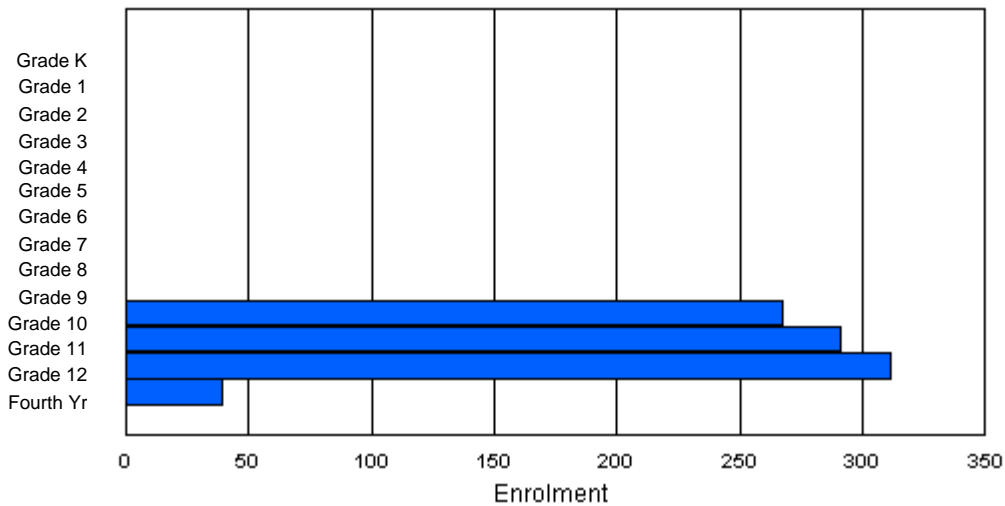
Enrolment By Age and Gender

Gender	Age																	Total
	5	6	7	8	9	10	11	12	13	14	15	16	17	18	19	20>		
Male	0	0	0	0	0	0	0	0	0	0	117	143	154	29	2	1	446	
Female	0	0	0	0	0	0	0	0	0	1	128	153	158	19	2	1	462	
Total	0	0	0	0	0	0	0	0	0	1	245	296	312	48	4	2	908	

Enrolment By Grade and Gender

Gender	Grade															Total
	K	1	2	3	4	5	6	7	8	9	10	11	12	4th		
Male	0	0	0	0	0	0	0	0	0	0	131	139	157	19	446	
Female	0	0	0	0	0	0	0	0	0	0	136	152	154	20	462	
Total	0	0	0	0	0	0	0	0	0	0	267	291	311	39	908	

Enrolment By Grade
For 485



* Data from the 2009-2010 AGR(Enrolment/Age as of the last day in Sept./Dec.)

** Newfoundland Statistics Classification System

*** May include itinerant teachers

District 3 - Nova Centre

#125 - Baie Verte Collegiate, Baie Verte

Classification: Rural
Offers Distance Education: Yes

Grades: 7-12

Number of Grades: 6

[School FTE PTR : 12.1](#)

[District FTE PTR : 11.6](#)

[Provincial FTE PTR : 12.1](#)

[FTE Teachers](#) *** : 17.8

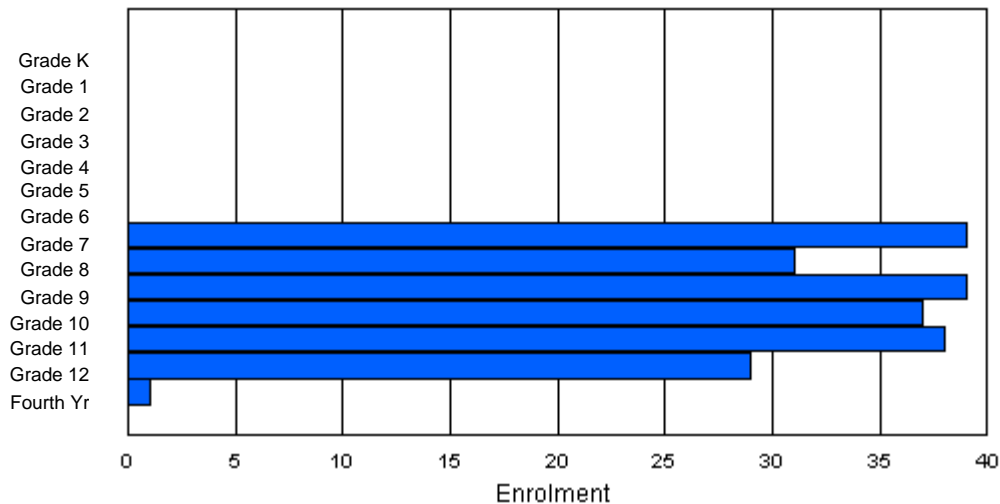
Enrolment By Age and Gender

Gender	Age																Total
	5	6	7	8	9	10	11	12	13	14	15	16	17	18	19	20>	
Male	0	0	0	0	0	0	0	21	16	16	13	21	19	5	0	0	111
Female	0	0	0	0	0	0	1	15	15	26	17	16	11	2	0	0	103
Total	0	0	0	0	0	0	1	36	31	42	30	37	30	7	0	0	214

Enrolment By Grade and Gender

Gender	Grade														Total
	K	1	2	3	4	5	6	7	8	9	10	11	12	4th	
Male	0	0	0	0	0	0	0	21	17	15	17	19	21	1	111
Female	0	0	0	0	0	0	0	18	14	24	20	19	8	0	103
Total	0	0	0	0	0	0	0	39	31	39	37	38	29	1	214

Enrolment By Grade
For 125



* Data from the 2009-2010 AGR(Enrolment/Age as of the last day in Sept./Dec.)

** Newfoundland Statistics Classification System

*** May include itinerant teachers

District 3 - Nova Centre

#128 - Long Island Academy, Beaumont

Classification: Rural
Offers Distance Education: Yes

Grades: 5,7,9-10,12 Number of Grades: 5

[School FTE PTR : 3.5](#)
[District FTE PTR : 11.6](#)
[Provincial FTE PTR : 12.1](#)

[FTE Teachers](#) *** : 2.6

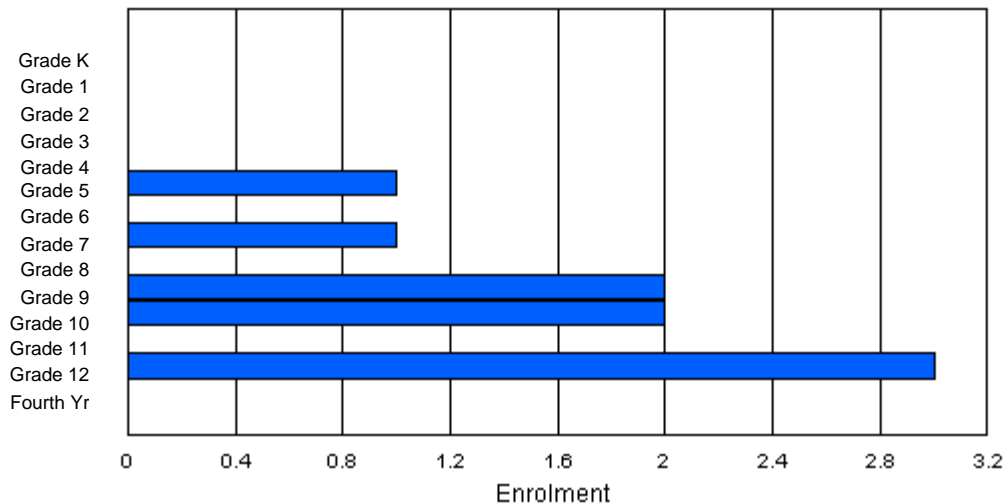
Enrolment By Age and Gender

Gender	Age																Total
	5	6	7	8	9	10	11	12	13	14	15	16	17	18	19	20>	
Male	0	0	0	0	0	0	0	1	0	1	2	0	1	0	0	0	5
Female	0	0	0	0	0	1	0	0	0	1	0	0	2	0	0	0	4
Total	0	0	0	0	0	1	0	1	0	2	2	0	3	0	0	0	9

Enrolment By Grade and Gender

Gender	Grade														Total
	K	1	2	3	4	5	6	7	8	9	10	11	12	4th	
Male	0	0	0	0	0	0	0	1	0	1	2	0	1	0	5
Female	0	0	0	0	0	1	0	0	0	1	0	0	2	0	4
Total	0	0	0	0	0	1	0	1	0	2	2	0	3	0	9

Enrolment By Grade
For 128



* Data from the 2009-2010 AGR(Enrolment/Age as of the last day in Sept./Dec.)

** Newfoundland Statistics Classification System

*** May include itinerant teachers

District 3 - Nova Centre

#132 - Botwood Collegiate, Botwood

Classification: Urban
Offers Distance Education: Yes

Grades: 7-12

Number of Grades: 6

[School FTE PTR : 14.5](#)

[District FTE PTR : 11.6](#)

[Provincial FTE PTR : 12.1](#)

[FTE Teachers](#) *** : 23.8

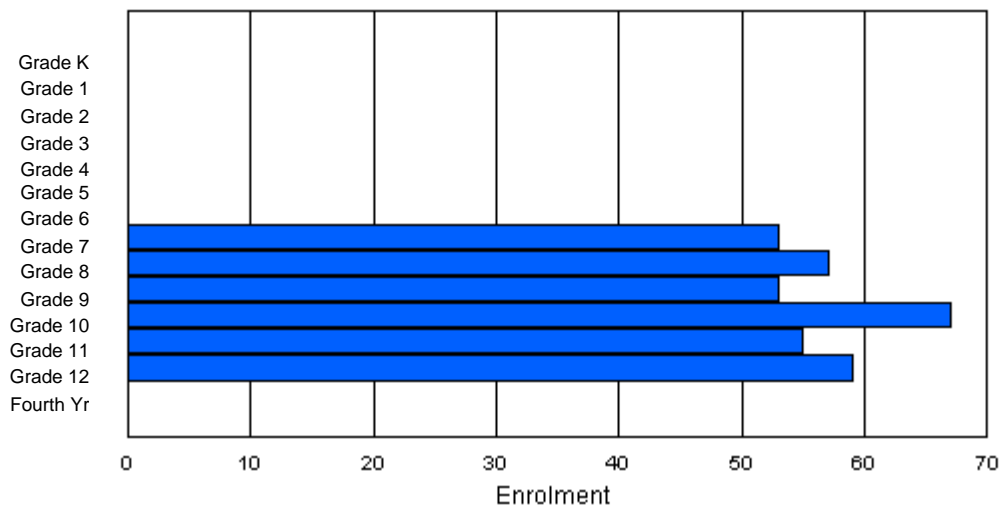
Enrolment By Age and Gender

Gender	Age																	Total
	5	6	7	8	9	10	11	12	13	14	15	16	17	18	19	20>		
Male	0	0	0	0	0	0	0	29	29	30	34	31	29	4	0	0	186	
Female	0	0	0	0	0	0	0	23	26	19	31	26	27	4	1	1	158	
Total	0	0	0	0	0	0	0	52	55	49	65	57	56	8	1	1	344	

Enrolment By Grade and Gender

Gender	Grade															Total
	K	1	2	3	4	5	6	7	8	9	10	11	12	4th		
Male	0	0	0	0	0	0	0	30	31	31	36	29	29	0	186	
Female	0	0	0	0	0	0	0	23	26	22	31	26	30	0	158	
Total	0	0	0	0	0	0	0	53	57	53	67	55	59	0	344	

Enrolment By Grade
For 132



* Data from the 2009-2010 AGR(Enrolment/Age as of the last day in Sept./Dec.)

** Newfoundland Statistics Classification System

*** May include itinerant teachers

District 3 - Nova Centra

#133 - Memorial Academy, Botwood

Classification: Urban
Offers Distance Education: No

Grades: K-6 Number of Grades: 7

[School FTE PTR : 12.1](#)
[District FTE PTR : 11.6](#)
[Provincial FTE PTR : 12.1](#)

[FTE Teachers](#) *** : 26.0

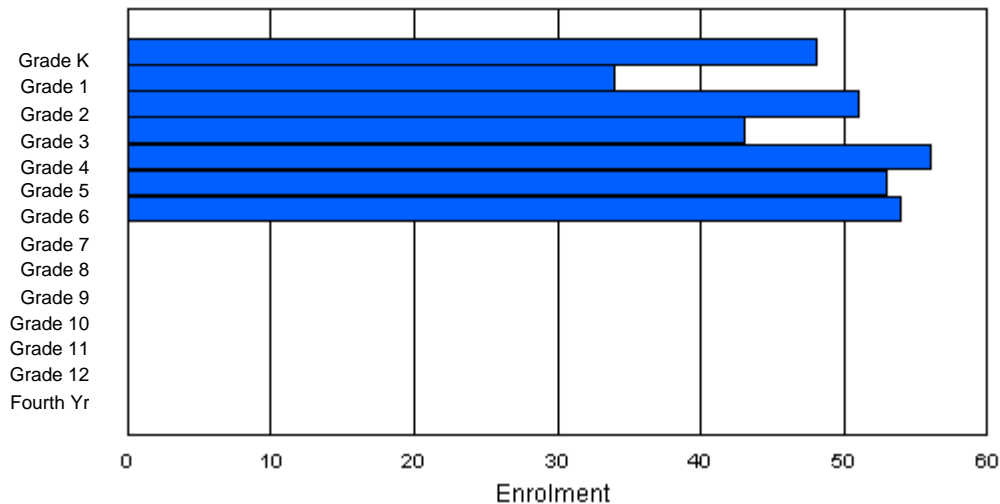
Enrolment By Age and Gender

Gender	Age																Total
	5	6	7	8	9	10	11	12	13	14	15	16	17	18	19	20>	
Male	26	18	21	25	28	23	27	1	0	0	0	0	0	0	0	0	169
Female	22	14	31	19	27	29	28	0	0	0	0	0	0	0	0	0	170
Total	48	32	52	44	55	52	55	1	0	0	0	0	0	0	0	0	339

Enrolment By Grade and Gender

Gender	Grade														Total
	K	1	2	3	4	5	6	7	8	9	10	11	12	4th	
Male	26	19	21	25	28	24	26	0	0	0	0	0	0	0	169
Female	22	15	30	18	28	29	28	0	0	0	0	0	0	0	170
Total	48	34	51	43	56	53	54	0	0	0	0	0	0	0	339

Enrolment By Grade
For 133



* Data from the 2009-2010 AGR(Enrolment/Age as of the last day in Sept./Dec.)

** Newfoundland Statistics Classification System

*** May include itinerant teachers

District 3 - Nova Centre

#138 - Victoria Academy, Gaultois

Classification: Rural
Offers Distance Education: Yes

Grades: K-3,5-8,10,12 Number of Grades: 10

[School FTE PTR : 5.4](#)
[District FTE PTR : 11.6](#)
[Provincial FTE PTR : 12.1](#)

[FTE Teachers](#) *** : 5.0

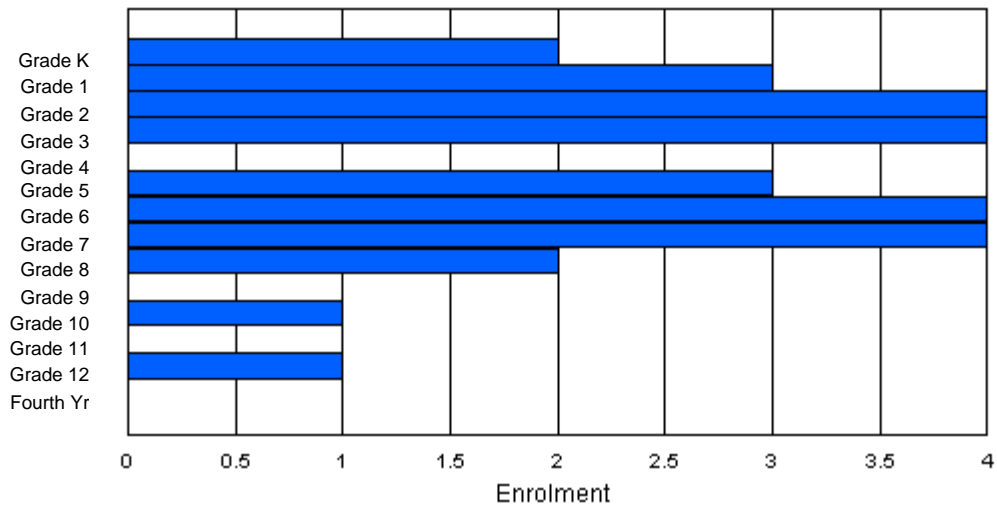
Enrolment By Age and Gender

Gender	Age																	Total
	5	6	7	8	9	10	11	12	13	14	15	16	17	18	19	20>		
Male	1	2	2	2	0	1	2	3	2	0	0	0	1	0	0	0	16	
Female	1	1	2	2	0	2	2	1	0	0	1	0	0	0	0	0	12	
Total	2	3	4	4	0	3	4	4	2	0	1	0	1	0	0	0	28	

Enrolment By Grade and Gender

Gender	K	Grade													Total
		1	2	3	4	5	6	7	8	9	10	11	12	4th	
Male	1	2	2	2	0	1	2	3	2	0	0	0	1	0	16
Female	1	1	2	2	0	2	2	1	0	0	1	0	0	0	12
Total	2	3	4	4	0	3	4	4	2	0	1	0	1	0	28

Enrolment By Grade
For 138



* Data from the 2009-2010 AGR(Enrolment/Age as of the last day in Sept./Dec.)

** Newfoundland Statistics Classification System

*** May include itinerant teachers

District 3 - Nova Centre

#142 - Woodland Primary, Grand Falls-Windsor

Classification: Urban
Offers Distance Education: No

Grades: K-3 Number of Grades: 4

[School FTE PTR : 13.6](#)
[District FTE PTR : 11.6](#)
[Provincial FTE PTR : 12.1](#)

[FTE Teachers](#) *** : 28.3

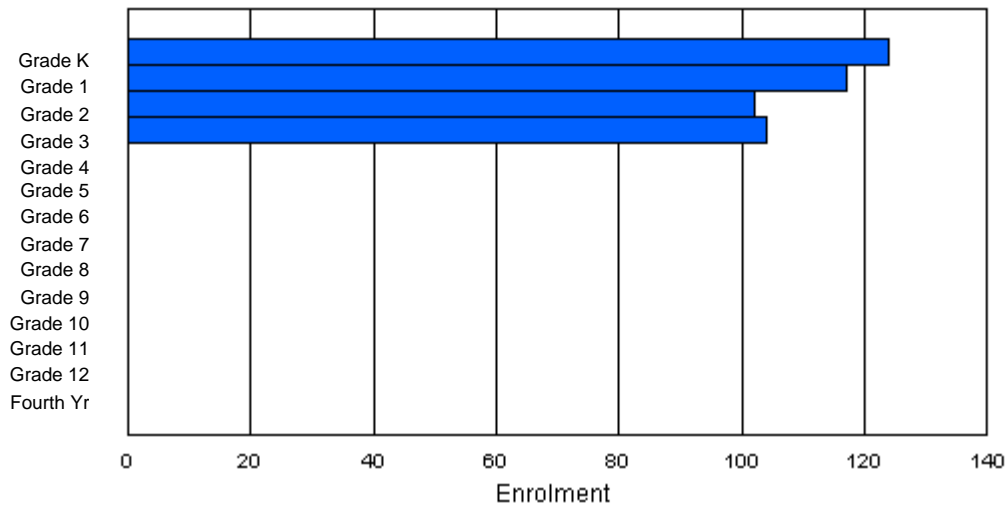
Enrolment By Age and Gender

Gender	Age																Total
	5	6	7	8	9	10	11	12	13	14	15	16	17	18	19	20>	
Male	67	61	48	55	2	0	0	0	0	0	0	0	0	0	0	0	233
Female	55	56	55	48	0	0	0	0	0	0	0	0	0	0	0	0	214
Total	122	117	103	103	2	0	0	0	0	0	0	0	0	0	0	0	447

Enrolment By Grade and Gender

Gender	Grade														Total
	K	1	2	3	4	5	6	7	8	9	10	11	12	4th	
Male	68	61	47	57	0	0	0	0	0	0	0	0	0	0	233
Female	56	56	55	47	0	0	0	0	0	0	0	0	0	0	214
Total	124	117	102	104	0	0	0	0	0	0	0	0	0	0	447

Enrolment By Grade
For 142



* Data from the 2009-2010 AGR(Enrolment/Age as of the last day in Sept./Dec.)

** Newfoundland Statistics Classification System

*** May include itinerant teachers

District 3 - Nova Centra

#143 - Millcrest Academy, Grand Falls-Windsor

Classification: Urban
Offers Distance Education: No

Grades: 4-6 Number of Grades: 3

[School FTE PTR : 13.0](#)
[District FTE PTR : 11.6](#)
[Provincial FTE PTR : 12.1](#)

[FTE Teachers](#) *** : 23.0

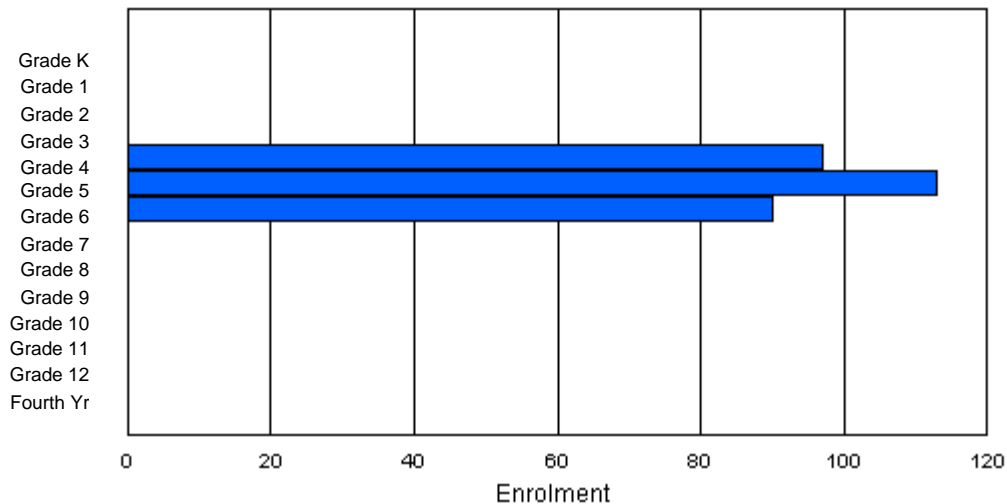
Enrolment By Age and Gender

Gender	Age																	Total
	5	6	7	8	9	10	11	12	13	14	15	16	17	18	19	20>		
Male	0	0	0	0	53	64	53	0	0	0	0	0	0	0	0	0	170	
Female	0	0	0	0	44	47	39	0	0	0	0	0	0	0	0	0	130	
Total	0	0	0	0	97	111	92	0	0	0	0	0	0	0	0	0	300	

Enrolment By Grade and Gender

Gender	Grade														Total
	K	1	2	3	4	5	6	7	8	9	10	11	12	4th	
Male	0	0	0	0	53	66	51	0	0	0	0	0	0	0	170
Female	0	0	0	0	44	47	39	0	0	0	0	0	0	0	130
Total	0	0	0	0	97	113	90	0	0	0	0	0	0	0	300

Enrolment By Grade
For 143



* Data from the 2009-2010 AGR(Enrolment/Age as of the last day in Sept./Dec.)

** Newfoundland Statistics Classification System

*** May include itinerant teachers

District 3 - Nova Centre

#144 - Sprucewood Academy, Grand Falls-Windsor

Classification: Urban
Offers Distance Education: No

Grades: K-6 Number of Grades: 7

[School FTE PTR : 11.9](#)
[District FTE PTR : 11.6](#)
[Provincial FTE PTR : 12.1](#)

[FTE Teachers](#) *** : 22.0

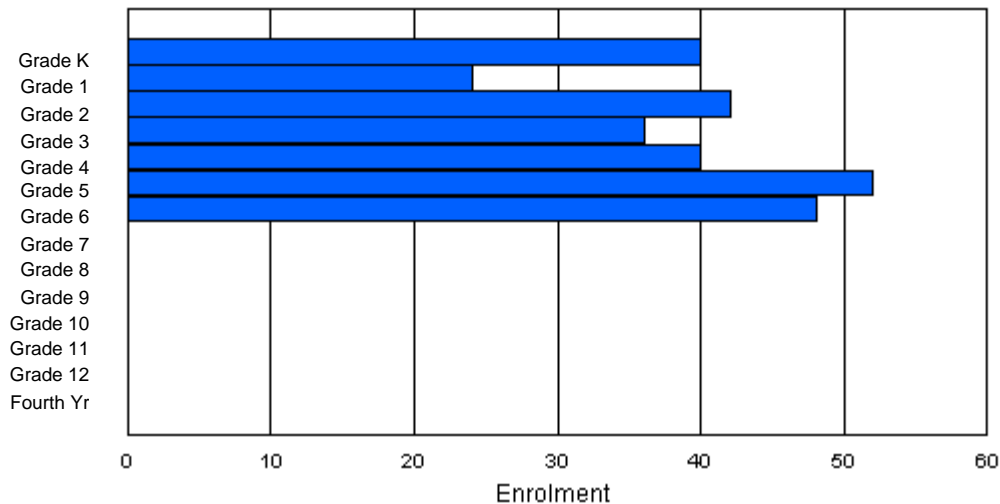
Enrolment By Age and Gender

Gender	Age																Total
	5	6	7	8	9	10	11	12	13	14	15	16	17	18	19	20>	
Male	18	12	18	17	23	18	26	0	0	0	0	0	0	0	0	0	132
Female	22	12	24	18	18	31	25	0	0	0	0	0	0	0	0	0	150
Total	40	24	42	35	41	49	51	0	0	0	0	0	0	0	0	0	282

Enrolment By Grade and Gender

Gender	Grade														Total
	K	1	2	3	4	5	6	7	8	9	10	11	12	4th	
Male	18	12	18	18	22	20	24	0	0	0	0	0	0	0	132
Female	22	12	24	18	18	32	24	0	0	0	0	0	0	0	150
Total	40	24	42	36	40	52	48	0	0	0	0	0	0	0	282

Enrolment By Grade
For 144



* Data from the 2009-2010 AGR(Enrolment/Age as of the last day in Sept./Dec.)

** Newfoundland Statistics Classification System

*** May include itinerant teachers

District 3 - Nova Centre

#149 - King Academy, Harbour Breton

Classification: Rural
Offers Distance Education: Yes

Grades: 7-12

Number of Grades: 6

[School FTE PTR : 12.0](#)

[District FTE PTR : 11.6](#)

[Provincial FTE PTR : 12.1](#)

[FTE Teachers](#) *** : 12.0

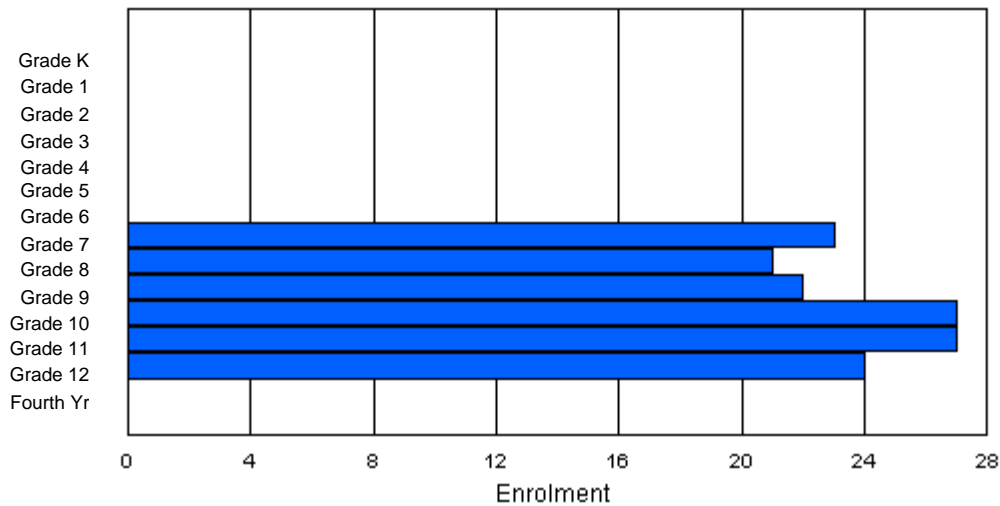
Enrolment By Age and Gender

Gender	Age																Total
	5	6	7	8	9	10	11	12	13	14	15	16	17	18	19	20>	
Male	0	0	0	0	0	0	0	16	11	11	14	19	11	0	0	0	82
Female	0	0	0	0	0	0	0	7	9	12	10	11	12	0	0	1	62
Total	0	0	0	0	0	0	0	23	20	23	24	30	23	0	0	1	144

Enrolment By Grade and Gender

Gender	Grade														Total
	K	1	2	3	4	5	6	7	8	9	10	11	12	4th	
Male	0	0	0	0	0	0	0	16	12	10	15	18	11	0	82
Female	0	0	0	0	0	0	0	7	9	12	12	9	13	0	62
Total	0	0	0	0	0	0	0	23	21	22	27	27	24	0	144

Enrolment By Grade
For 149



* Data from the 2009-2010 AGR(Enrolment/Age as of the last day in Sept./Dec.)

** Newfoundland Statistics Classification System

*** May include itinerant teachers

District 3 - Nova Centra

#150 - St. Joseph's Elementary, Harbour Breton

Classification: Rural
Offers Distance Education: No

Grades: K-6 Number of Grades: 7

[School FTE PTR : 9.9](#)
[District FTE PTR : 11.6](#)
[Provincial FTE PTR : 12.1](#)

[FTE Teachers](#) *** : 12.8

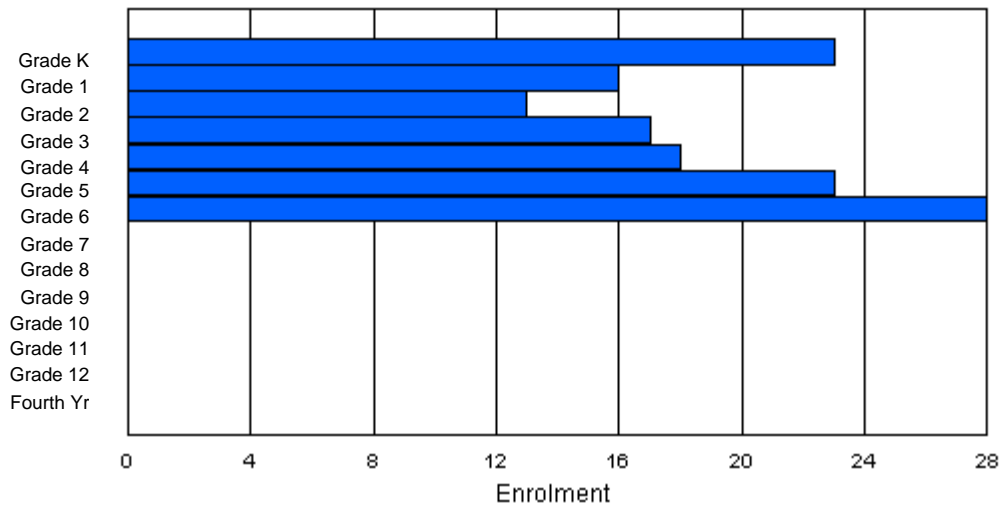
Enrolment By Age and Gender

Gender	Age																Total
	5	6	7	8	9	10	11	12	13	14	15	16	17	18	19	20>	
Male	14	9	5	10	11	10	14	1	0	0	0	0	0	0	0	0	74
Female	9	7	8	5	9	13	13	0	0	0	0	0	0	0	0	0	64
Total	23	16	13	15	20	23	27	1	0	0	0	0	0	0	0	0	138

Enrolment By Grade and Gender

Gender	Grade														Total
	K	1	2	3	4	5	6	7	8	9	10	11	12	4th	
Male	14	9	5	11	10	10	15	0	0	0	0	0	0	0	74
Female	9	7	8	6	8	13	13	0	0	0	0	0	0	0	64
Total	23	16	13	17	18	23	28	0	0	0	0	0	0	0	138

Enrolment By Grade
For 150



* Data from the 2009-2010 AGR(Enrolment/Age as of the last day in Sept./Dec.)

** Newfoundland Statistics Classification System

*** May include itinerant teachers

District 3 - Nova Centre

#151 - John Watkins Academy, Hermitage

Classification: Rural
Offers Distance Education: Yes

Grades: K-12

Number of Grades: 13

[School FTE PTR : 8.3](#)

[District FTE PTR : 11.6](#)

[Provincial FTE PTR : 12.1](#)

[FTE Teachers](#) *** : 10.0

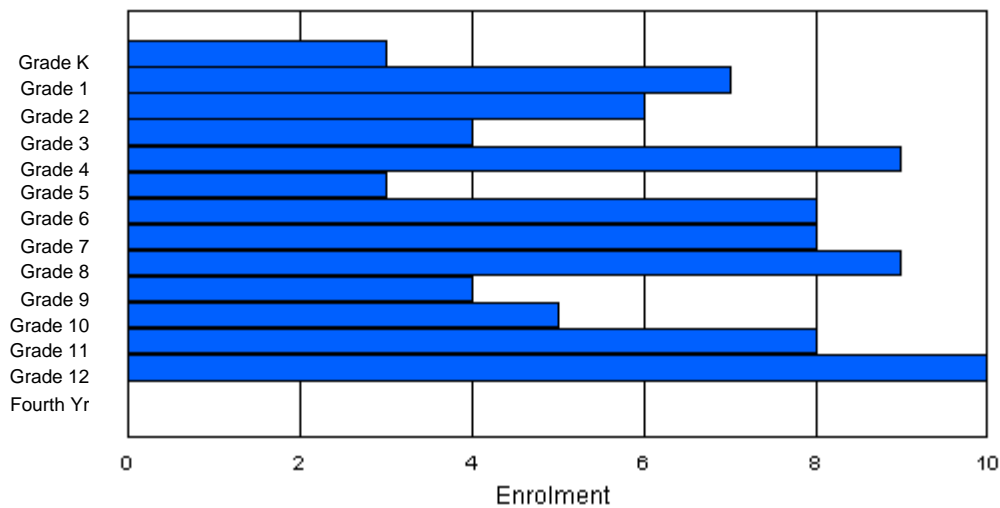
Enrolment By Age and Gender

Gender	Age																	Total
	5	6	7	8	9	10	11	12	13	14	15	16	17	18	19	20>		
Male	2	2	2	3	5	2	2	3	5	2	3	3	5	1	0	0	40	
Female	1	5	4	1	4	1	6	5	4	2	2	5	4	0	0	0	44	
Total	3	7	6	4	9	3	8	8	9	4	5	8	9	1	0	0	84	

Enrolment By Grade and Gender

Gender	Grade															Total
	K	1	2	3	4	5	6	7	8	9	10	11	12	4th		
Male	2	2	2	3	5	2	2	3	5	2	3	3	6	0	40	
Female	1	5	4	1	4	1	6	5	4	2	2	5	4	0	44	
Total	3	7	6	4	9	3	8	8	9	4	5	8	10	0	84	

Enrolment By Grade
For 151



* Data from the 2009-2010 AGR(Enrolment/Age as of the last day in Sept./Dec.)

** Newfoundland Statistics Classification System

*** May include itinerant teachers

District 3 - Nova Centra

#152 - Valmont Academy, King's Point

Classification: Rural
Offers Distance Education: Yes

Grades: K-12 Number of Grades: 13

[School FTE PTR : 9.3](#)
[District FTE PTR : 11.6](#)
[Provincial FTE PTR : 12.1](#)

[FTE Teachers](#) *** : 15.3

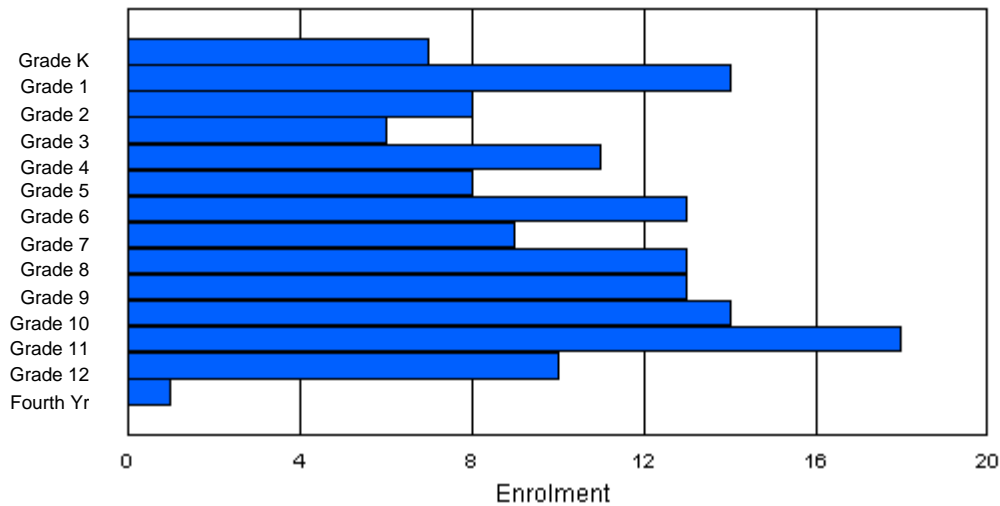
Enrolment By Age and Gender

Gender	Age																	Total
	5	6	7	8	9	10	11	12	13	14	15	16	17	18	19	20>		
Male	2	5	3	1	4	3	8	4	9	8	4	8	10	1	0	0	70	
Female	5	9	5	4	8	5	4	6	4	5	7	8	4	1	0	0	75	
Total	7	14	8	5	12	8	12	10	13	13	11	16	14	2	0	0	145	

Enrolment By Grade and Gender

Gender	Grade															Total
	K	1	2	3	4	5	6	7	8	9	10	11	12	4th		
Male	2	5	3	2	3	3	9	3	9	8	5	12	5	1	70	
Female	5	9	5	4	8	5	4	6	4	5	9	6	5	0	75	
Total	7	14	8	6	11	8	13	9	13	13	14	18	10	1	145	

Enrolment By Grade
For 152



* Data from the 2009-2010 AGR(Enrolment/Age as of the last day in Sept./Dec.)

** Newfoundland Statistics Classification System

*** May include itinerant teachers

District 3 - Nova Centre

#153 - Cape John Collegiate, La Scie

Classification: Rural
Offers Distance Education: Yes

Grades: 7-12

Number of Grades: 6

[School FTE PTR : 12.4](#)

[District FTE PTR : 11.6](#)

[Provincial FTE PTR : 12.1](#)

[FTE Teachers](#) *** : 11.0

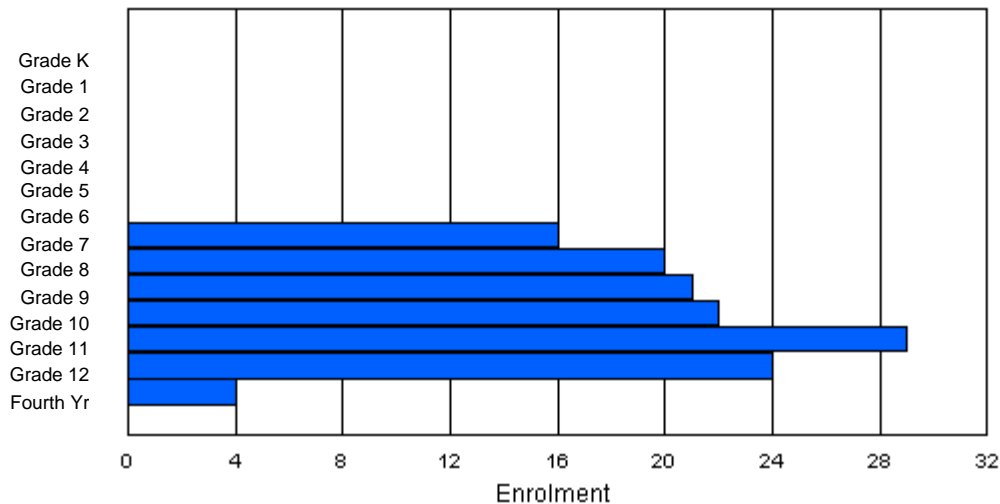
Enrolment By Age and Gender

Gender	Age																	Total
	5	6	7	8	9	10	11	12	13	14	15	16	17	18	19	20>		
Male	0	0	0	0	0	0	0	10	10	9	8	15	15	2	2	0	71	
Female	0	0	0	0	0	0	0	6	11	11	13	11	11	2	0	0	65	
Total	0	0	0	0	0	0	0	16	21	20	21	26	26	4	2	0	136	

Enrolment By Grade and Gender

Gender	Grade															Total
	K	1	2	3	4	5	6	7	8	9	10	11	12	4th		
Male	0	0	0	0	0	0	0	10	9	10	9	17	14	2	71	
Female	0	0	0	0	0	0	0	6	11	11	13	12	10	2	65	
Total	0	0	0	0	0	0	0	16	20	21	22	29	24	4	136	

Enrolment By Grade
For 153



* Data from the 2009-2010 AGR(Enrolment/Age as of the last day in Sept./Dec.)

** Newfoundland Statistics Classification System

*** May include itinerant teachers

District 3 - Nova Centre

#154 - Hillside Elementary, La Scie

Classification: Rural
Offers Distance Education: No

Grades: K-6 Number of Grades: 7

[School FTE PTR : 11.4](#)
[District FTE PTR : 11.6](#)
[Provincial FTE PTR : 12.1](#)

[FTE Teachers](#) *** : 9.5

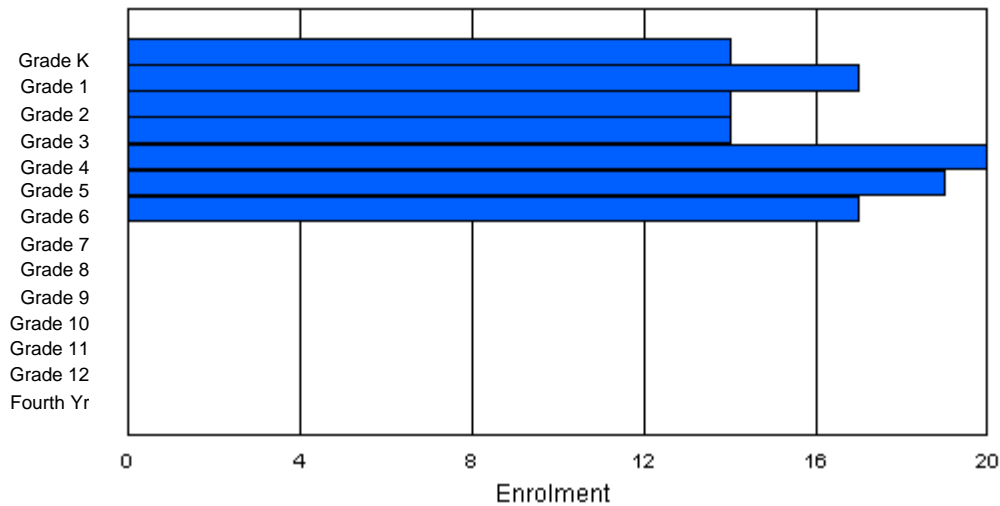
Enrolment By Age and Gender

Gender	Age																Total
	5	6	7	8	9	10	11	12	13	14	15	16	17	18	19	20>	
Male	6	11	6	6	9	8	8	0	0	0	0	0	0	0	0	0	54
Female	8	6	8	9	9	12	9	0	0	0	0	0	0	0	0	0	61
Total	14	17	14	15	18	20	17	0	0	0	0	0	0	0	0	0	115

Enrolment By Grade and Gender

Gender	Grade														Total
	K	1	2	3	4	5	6	7	8	9	10	11	12	4th	
Male	6	11	6	5	10	8	8	0	0	0	0	0	0	0	54
Female	8	6	8	9	10	11	9	0	0	0	0	0	0	0	61
Total	14	17	14	14	20	19	17	0	0	0	0	0	0	0	115

Enrolment By Grade
For 154



* Data from the 2009-2010 AGR(Enrolment/Age as of the last day in Sept./Dec.)

** Newfoundland Statistics Classification System

*** May include itinerant teachers

District 3 - Nova Centre

#155 - Leading Ticks Primary, Leading Ticks

Classification: Rural
Offers Distance Education: No

Grades: K-3 Number of Grades: 4

[School FTE PTR : 5.0](#)
[District FTE PTR : 11.6](#)
[Provincial FTE PTR : 12.1](#)

[FTE Teachers](#) *** : 2.0

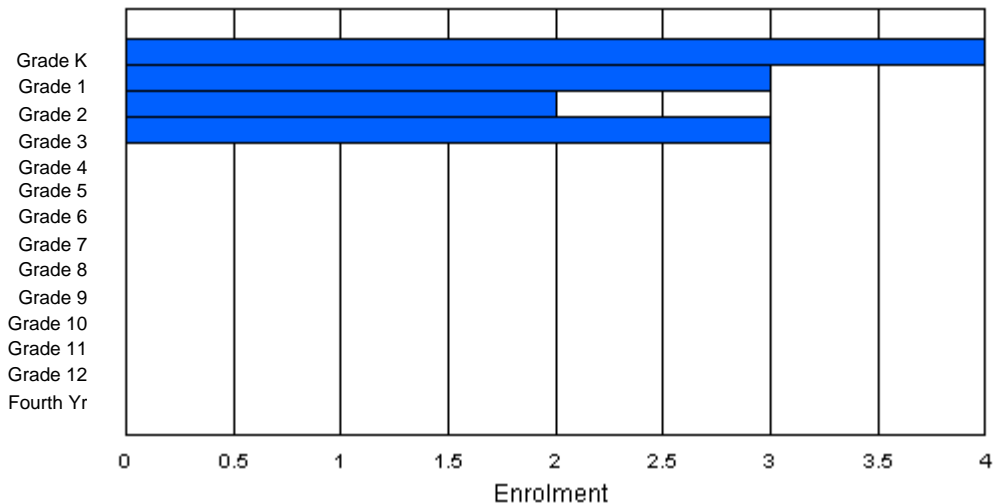
Enrolment By Age and Gender

Gender	Age																	Total
	5	6	7	8	9	10	11	12	13	14	15	16	17	18	19	20>		
Male	2	2	1	3	0	0	0	0	0	0	0	0	0	0	0	0	8	
Female	2	1	1	0	0	0	0	0	0	0	0	0	0	0	0	0	4	
Total	4	3	2	3	0	0	0	0	0	0	0	0	0	0	0	0	12	

Enrolment By Grade and Gender

Gender	Grade															Total
	K	1	2	3	4	5	6	7	8	9	10	11	12	4th		
Male	2	2	1	3	0	0	0	0	0	0	0	0	0	0	8	
Female	2	1	1	0	0	0	0	0	0	0	0	0	0	0	4	
Total	4	3	2	3	0	0	0	0	0	0	0	0	0	0	12	

Enrolment By Grade
For 155



* Data from the 2009-2010 AGR(Enrolment/Age as of the last day in Sept./Dec.)

** Newfoundland Statistics Classification System

*** May include itinerant teachers

District 3 - Nova Centre

#156 - H.L. Strong Academy, Little Bay Islands

Classification: Rural
Offers Distance Education: Yes

Grades: 4,7,11-12 Number of Grades: 4

[School FTE PTR : 2.5](#)
[District FTE PTR : 11.6](#)
[Provincial FTE PTR : 12.1](#)

[FTE Teachers](#) *** : 2.0

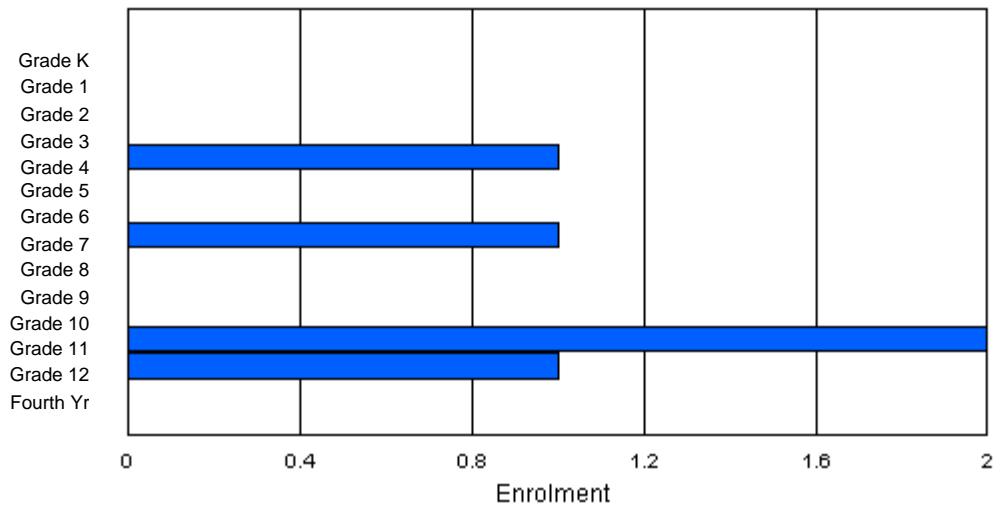
Enrolment By Age and Gender

Gender	Age																	Total
	5	6	7	8	9	10	11	12	13	14	15	16	17	18	19	20>		
Male	0	0	0	0	1	0	0	0	0	0	0	0	1	0	0	0	2	
Female	0	0	0	0	0	0	0	1	0	0	0	2	0	0	0	0	3	
Total	0	0	0	0	1	0	0	1	0	0	0	2	1	0	0	0	5	

Enrolment By Grade and Gender

Gender	Grade														Total
	K	1	2	3	4	5	6	7	8	9	10	11	12	4th	
Male	0	0	0	0	1	0	0	0	0	0	0	0	1	0	2
Female	0	0	0	0	0	0	0	1	0	0	0	2	0	0	3
Total	0	0	0	0	1	0	0	1	0	0	0	2	1	0	5

Enrolment By Grade
For 156



* Data from the 2009-2010 AGR(Enrolment/Age as of the last day in Sept./Dec.)

** Newfoundland Statistics Classification System

*** May include itinerant teachers

District 3 - Nova Centra

#157 - St. Peter's AG, McCallum

Classification: Rural
Offers Distance Education: Yes

Grades: k,3-4,6-10,12 Number of Grades: 9

[School FTE PTR : 3.5](#)
[District FTE PTR : 11.6](#)
[Provincial FTE PTR : 12.1](#)

[FTE Teachers](#) *** : 2.8

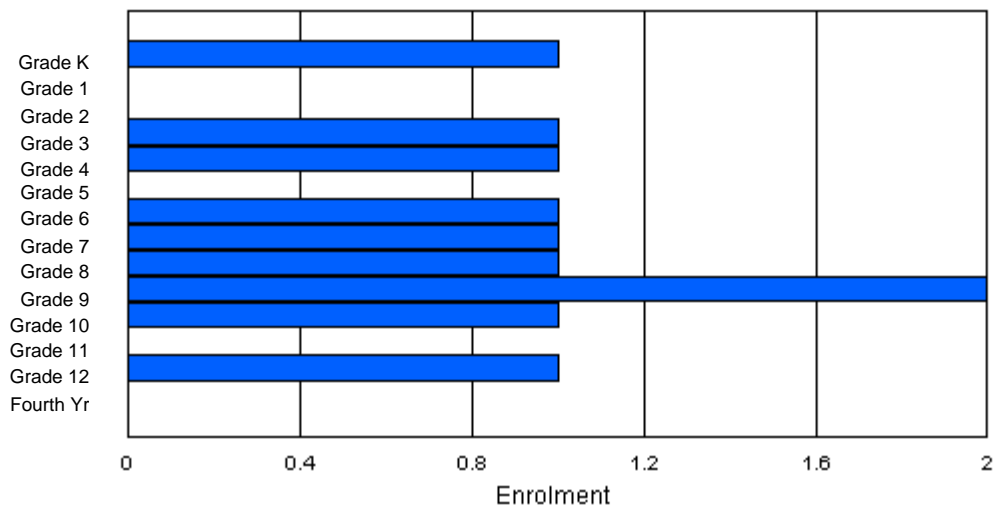
Enrolment By Age and Gender

Gender	Age																Total
	5	6	7	8	9	10	11	12	13	14	15	16	17	18	19	20>	
Male	0	0	0	0	0	0	1	1	1	1	0	0	0	0	0	0	4
Female	1	0	0	1	1	0	0	0	0	1	1	0	1	0	0	0	6
Total	1	0	0	1	1	0	1	1	1	2	1	0	1	0	0	0	10

Enrolment By Grade and Gender

Gender	Grade														Total
	K	1	2	3	4	5	6	7	8	9	10	11	12	4th	
Male	0	0	0	0	0	0	1	1	1	1	0	0	0	0	4
Female	1	0	0	1	1	0	0	0	0	1	1	0	1	0	6
Total	1	0	0	1	1	0	1	1	1	2	1	0	1	0	10

Enrolment By Grade
For 157



* Data from the 2009-2010 AGR(Enrolment/Age as of the last day in Sept./Dec.)

** Newfoundland Statistics Classification System

*** May include itinerant teachers

District 3 - Nova Centre

#158 - MSB Regional Academy, Middle Arm

Classification: Rural
Offers Distance Education: Yes

Grades: K-12 Number of Grades: 13

[School FTE PTR : 9.0](#)
[District FTE PTR : 11.6](#)
[Provincial FTE PTR : 12.1](#)

[FTE Teachers](#) *** : 19.0

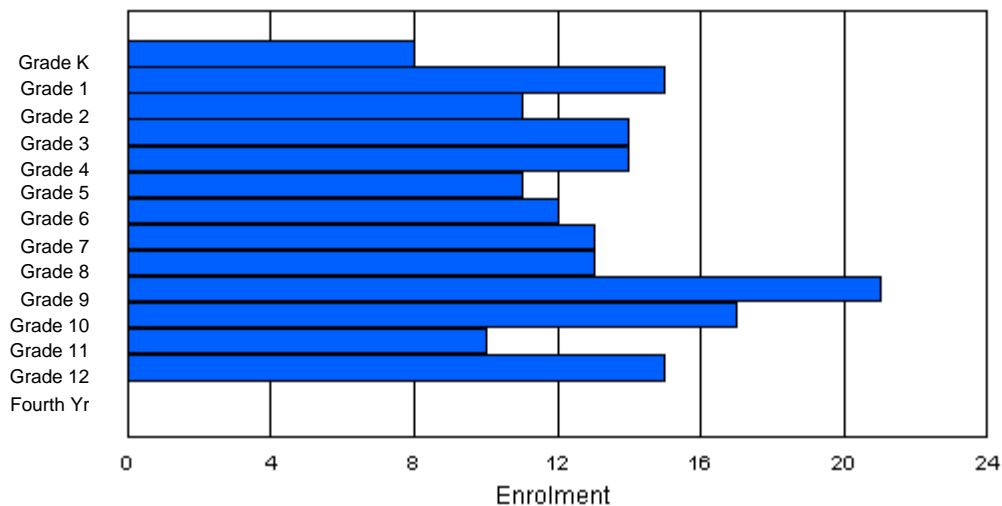
Enrolment By Age and Gender

Gender	Age																	Total
	5	6	7	8	9	10	11	12	13	14	15	16	17	18	19	20>		
Male	5	4	7	6	6	7	6	7	5	7	11	5	11	1	0	0	88	
Female	3	11	4	7	9	4	6	6	8	13	6	5	4	0	0	0	86	
Total	8	15	11	13	15	11	12	13	13	20	17	10	15	1	0	0	174	

Enrolment By Grade and Gender

Gender	K	Grade													Total
		1	2	3	4	5	6	7	8	9	10	11	12	4th	
Male	5	4	7	6	6	7	6	7	5	8	11	5	11	0	88
Female	3	11	4	8	8	4	6	6	8	13	6	5	4	0	86
Total	8	15	11	14	14	11	12	13	13	21	17	10	15	0	174

Enrolment By Grade
For 158



* Data from the 2009-2010 AGR(Enrolment/Age as of the last day in Sept./Dec.)

** Newfoundland Statistics Classification System

*** May include itinerant teachers

District 3 - Nova Centre

#160 - Bayview Primary, Nipper's Harbour

Classification: Rural
Offers Distance Education: No

Grades: K,2-3

Number of Grades: 3

[School FTE PTR : 4.5](#)

[District FTE PTR : 11.6](#)

[Provincial FTE PTR : 12.1](#)

[FTE Teachers](#) *** : 1.0

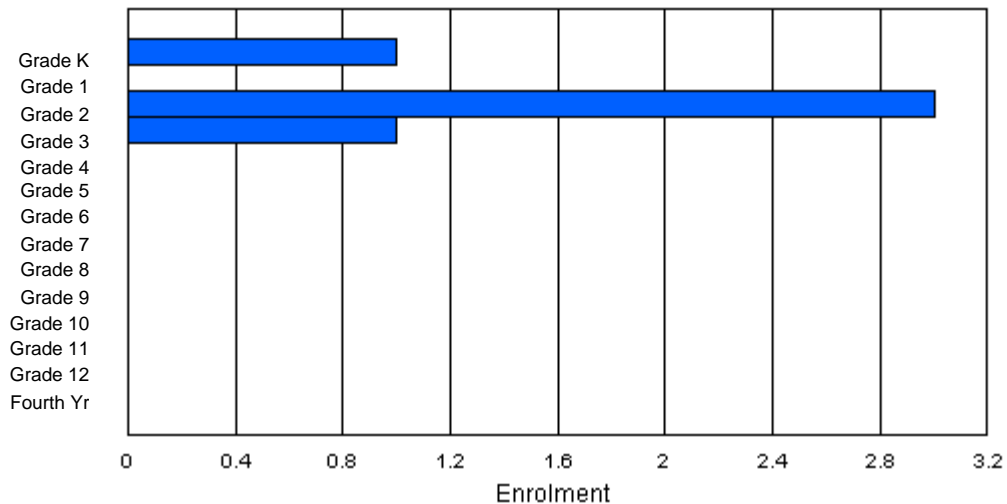
Enrolment By Age and Gender

Gender	Age																	Total
	5	6	7	8	9	10	11	12	13	14	15	16	17	18	19	20>		
Male	1	0	2	0	0	0	0	0	0	0	0	0	0	0	0	0	3	
Female	0	0	1	1	0	0	0	0	0	0	0	0	0	0	0	0	2	
Total	1	0	3	1	0	0	0	0	0	0	0	0	0	0	0	0	5	

Enrolment By Grade and Gender

Gender	Grade															Total
	K	1	2	3	4	5	6	7	8	9	10	11	12	4th		
Male	1	0	2	0	0	0	0	0	0	0	0	0	0	0	3	
Female	0	0	1	1	0	0	0	0	0	0	0	0	0	0	2	
Total	1	0	3	1	0	0	0	0	0	0	0	0	0	0	5	

Enrolment By Grade
For 160



* Data from the 2009-2010 AGR(Enrolment/Age as of the last day in Sept./Dec.)

** Newfoundland Statistics Classification System

*** May include itinerant teachers

District 3 - Nova Centre

#162 - Dorset Collegiate, Pilley's Island

Classification: Rural
Offers Distance Education: Yes

Grades: 7-12

Number of Grades: 6

[School FTE PTR : 12.1](#)

[District FTE PTR : 11.6](#)

[Provincial FTE PTR : 12.1](#)

[FTE Teachers](#) *** : 15.0

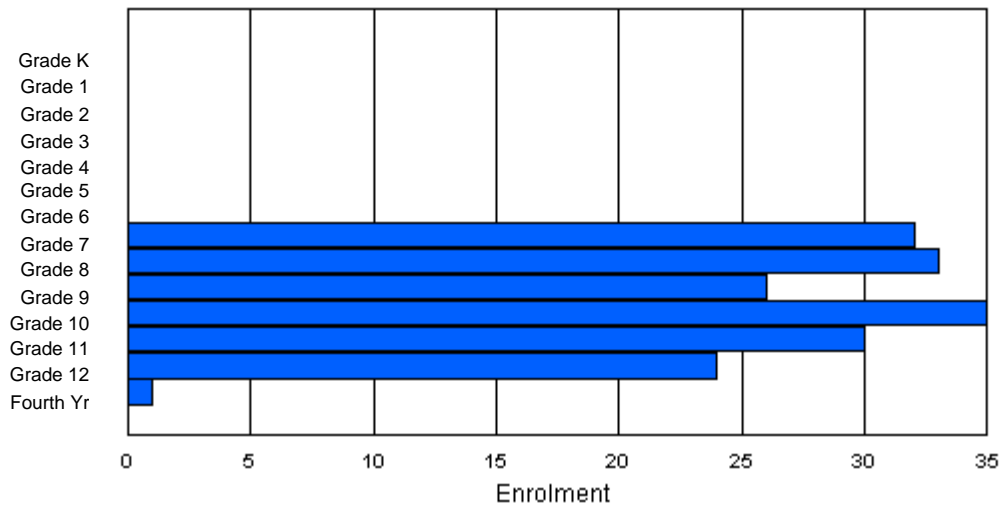
Enrolment By Age and Gender

Gender	Age																Total
	5	6	7	8	9	10	11	12	13	14	15	16	17	18	19	20>	
Male	0	0	0	1	0	0	0	13	20	10	16	11	17	3	1	0	92
Female	0	0	0	0	0	0	0	17	14	16	12	17	11	1	1	0	89
Total	0	0	0	1	0	0	0	30	34	26	28	28	28	4	2	0	181

Enrolment By Grade and Gender

Gender	Grade														Total
	K	1	2	3	4	5	6	7	8	9	10	11	12	4th	
Male	0	0	0	0	0	0	0	15	19	10	20	15	12	1	92
Female	0	0	0	0	0	0	0	17	14	16	15	15	12	0	89
Total	0	0	0	0	0	0	0	32	33	26	35	30	24	1	181

Enrolment By Grade
For 162



* Data from the 2009-2010 AGR(Enrolment/Age as of the last day in Sept./Dec.)

** Newfoundland Statistics Classification System

*** May include itinerant teachers

District 3 - Nova Centre

#163 - Point Leamington Academy, Point Leamington

Classification: Rural
Offers Distance Education: Yes

Grades: K-12

Number of Grades: 13

[School FTE PTR : 8.3](#)

[District FTE PTR : 11.6](#)

[Provincial FTE PTR : 12.1](#)

[FTE Teachers](#) *** : 12.5

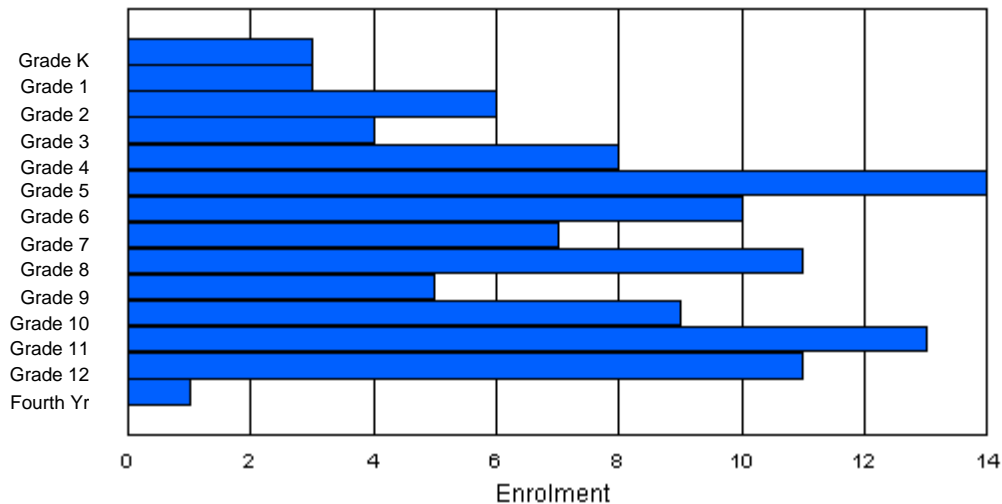
Enrolment By Age and Gender

Gender	Age																Total
	5	6	7	8	9	10	11	12	13	14	15	16	17	18	19	20>	
Male	1	3	4	3	3	9	5	1	5	2	6	7	6	1	0	0	56
Female	2	0	2	1	5	5	5	6	6	3	3	5	6	0	0	0	49
Total	3	3	6	4	8	14	10	7	11	5	9	12	12	1	0	0	105

Enrolment By Grade and Gender

Gender	K	Grade													Total
		1	2	3	4	5	6	7	8	9	10	11	12	4th	
Male	1	3	4	3	3	9	5	1	5	2	6	8	5	1	56
Female	2	0	2	1	5	5	5	6	6	3	3	5	6	0	49
Total	3	3	6	4	8	14	10	7	11	5	9	13	11	1	105

Enrolment By Grade
For 163



* Data from the 2009-2010 AGR(Enrolment/Age as of the last day in Sept./Dec.)

** Newfoundland Statistics Classification System

*** May include itinerant teachers

District 3 - Nova Centre

#165 - St. Stephen's AG, Rencontre East

Classification: Rural
Offers Distance Education: Yes

Grades: K,2,4-5,7-10,12 Number of Grades: 9

[School FTE PTR : 6.0](#)
[District FTE PTR : 11.6](#)
[Provincial FTE PTR : 12.1](#)

[FTE Teachers](#) *** : 3.0

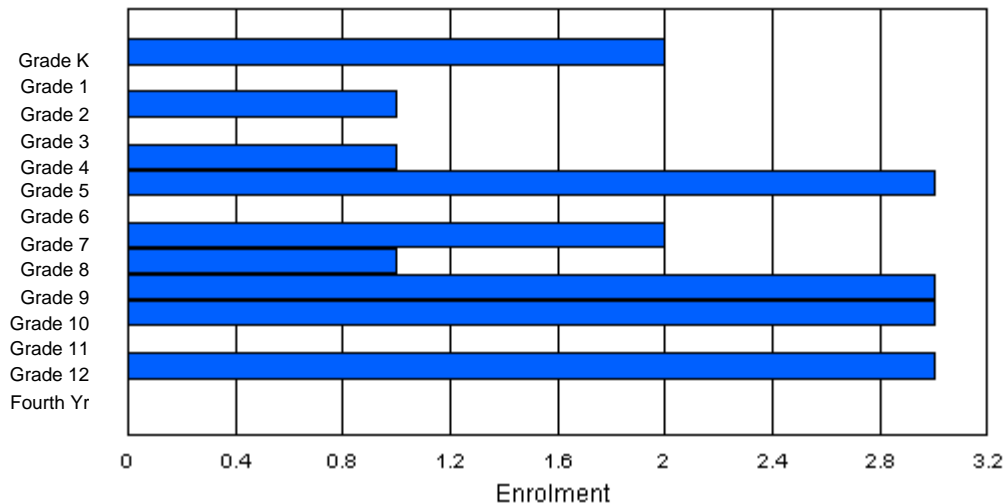
Enrolment By Age and Gender

Gender	Age																Total
	5	6	7	8	9	10	11	12	13	14	15	16	17	18	19	20>	
Male	1	0	0	0	1	2	0	1	1	1	3	0	1	0	0	0	11
Female	1	0	1	0	0	1	0	1	0	2	0	0	2	0	0	0	8
Total	2	0	1	0	1	3	0	2	1	3	3	0	3	0	0	0	19

Enrolment By Grade and Gender

Gender	K	Grade													Total
		1	2	3	4	5	6	7	8	9	10	11	12	4th	
Male	1	0	0	0	1	2	0	1	1	1	3	0	1	0	11
Female	1	0	1	0	0	1	0	1	0	2	0	0	2	0	8
Total	2	0	1	0	1	3	0	2	1	3	3	0	3	0	19

Enrolment By Grade
For 165



* Data from the 2009-2010 AGR(Enrolment/Age as of the last day in Sept./Dec.)

** Newfoundland Statistics Classification System

*** May include itinerant teachers

District 3 - Nova Centre

#167 - Green Bay South Academy, Robert's Arm

Classification: Rural
Offers Distance Education: No

Grades: K-6 Number of Grades: 7

[School FTE PTR : 10.4](#)
[District FTE PTR : 11.6](#)
[Provincial FTE PTR : 12.1](#)

[FTE Teachers](#) *** : 13.5

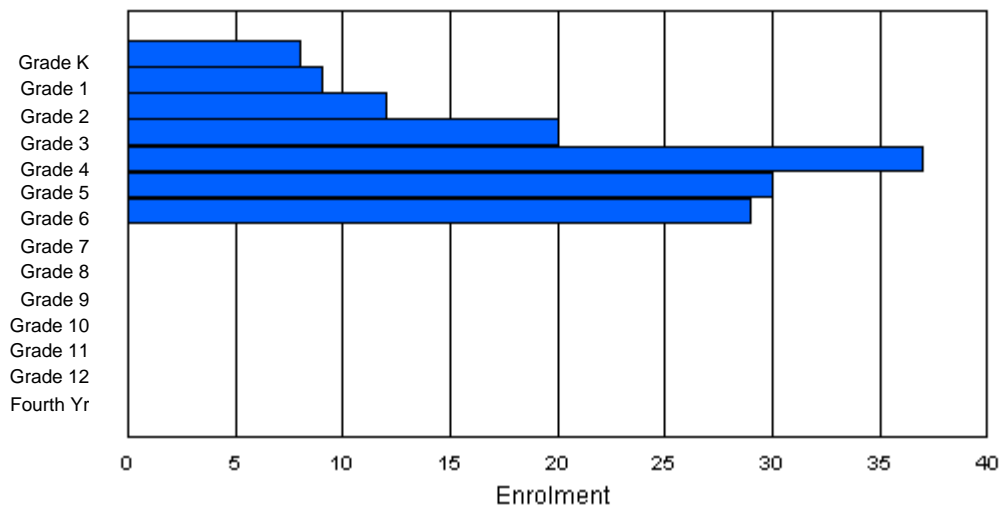
Enrolment By Age and Gender

Gender	Age																Total
	5	6	7	8	9	10	11	12	13	14	15	16	17	18	19	20>	
Male	3	6	8	14	19	18	13	0	0	0	0	0	0	0	0	0	81
Female	5	2	5	6	17	12	16	1	0	0	0	0	0	0	0	0	64
Total	8	8	13	20	36	30	29	1	0	0	0	0	0	0	0	0	145

Enrolment By Grade and Gender

Gender	Grade														Total
	K	1	2	3	4	5	6	7	8	9	10	11	12	4th	
Male	3	6	8	14	20	17	13	0	0	0	0	0	0	0	81
Female	5	3	4	6	17	13	16	0	0	0	0	0	0	0	64
Total	8	9	12	20	37	30	29	0	0	0	0	0	0	0	145

Enrolment By Grade
For 167



* Data from the 2009-2010 AGR(Enrolment/Age as of the last day in Sept./Dec.)

** Newfoundland Statistics Classification System

*** May include itinerant teachers

District 3 - Nova Centre

#171 - Indian River High School, Springdale

Classification: Rural
Offers Distance Education: No

Grades: 7-12 Number of Grades: 6

[School FTE PTR : 12.4](#)
[District FTE PTR : 11.6](#)
[Provincial FTE PTR : 12.1](#)

[FTE Teachers](#) *** : 21.1

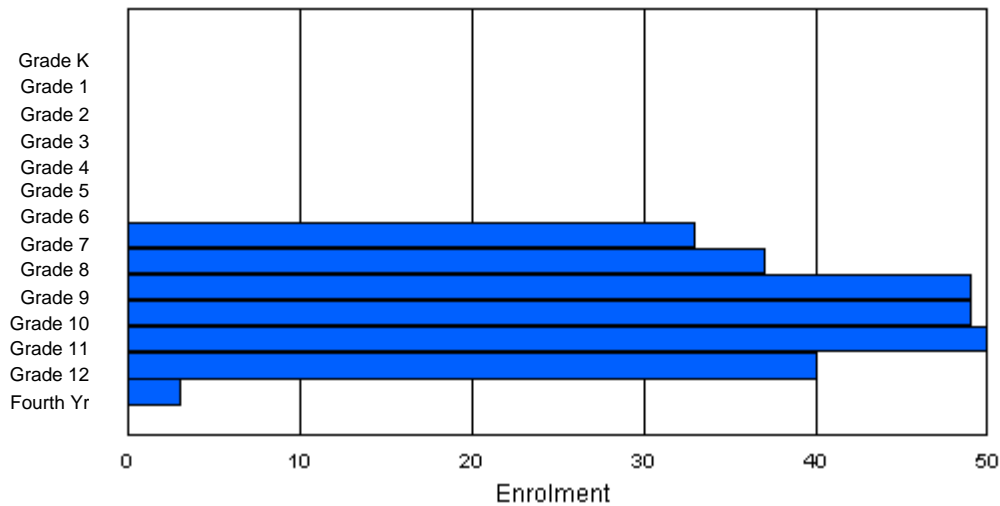
Enrolment By Age and Gender

Gender	Age																	Total
	5	6	7	8	9	10	11	12	13	14	15	16	17	18	19	20>		
Male	0	0	0	0	0	0	0	15	16	21	22	22	24	3	1	3	127	
Female	0	0	0	0	0	0	0	16	22	24	29	26	17	0	0	0	134	
Total	0	0	0	0	0	0	0	31	38	45	51	48	41	3	1	3	261	

Enrolment By Grade and Gender

Gender	Grade															Total
	K	1	2	3	4	5	6	7	8	9	10	11	12	4th		
Male	0	0	0	0	0	0	0	17	15	21	24	24	23	3	127	
Female	0	0	0	0	0	0	0	16	22	28	25	26	17	0	134	
Total	0	0	0	0	0	0	0	33	37	49	49	50	40	3	261	

Enrolment By Grade
For 171



* Data from the 2009-2010 AGR(Enrolment/Age as of the last day in Sept./Dec.)

** Newfoundland Statistics Classification System

*** May include itinerant teachers

District 3 - Nova Centre

#172 - Brian Peckford Primary, Triton

Classification: Rural
Offers Distance Education: No

Grades: K-3 Number of Grades: 4

[School FTE PTR : 8.2](#)
[District FTE PTR : 11.6](#)
[Provincial FTE PTR : 12.1](#)

[FTE Teachers](#) *** : 5.0

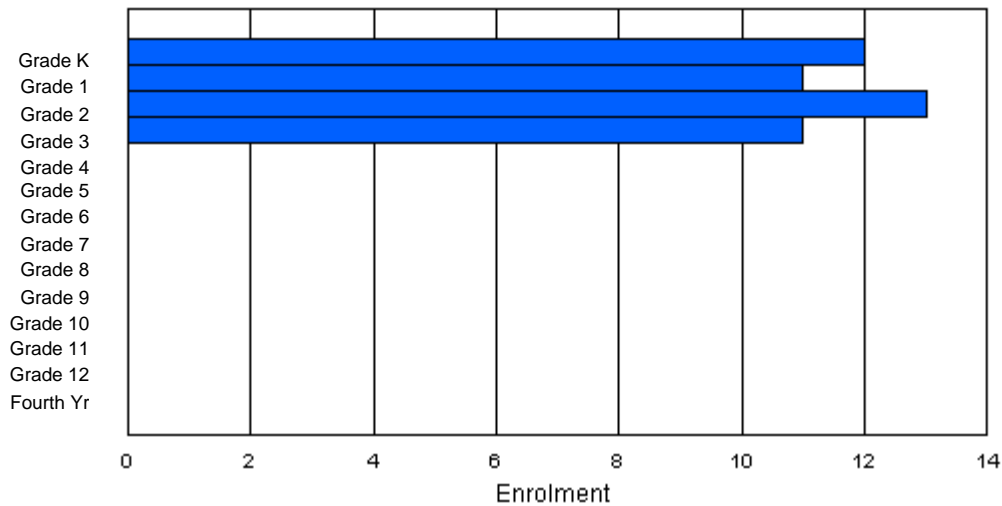
Enrolment By Age and Gender

Gender	Age																Total
	5	6	7	8	9	10	11	12	13	14	15	16	17	18	19	20>	
Male	9	5	9	6	0	0	0	0	0	0	0	0	0	0	0	0	29
Female	3	6	4	5	0	0	0	0	0	0	0	0	0	0	0	0	18
Total	12	11	13	11	0	0	0	0	0	0	0	0	0	0	0	0	47

Enrolment By Grade and Gender

Gender	Grade														Total
	K	1	2	3	4	5	6	7	8	9	10	11	12	4th	
Male	9	5	9	6	0	0	0	0	0	0	0	0	0	0	29
Female	3	6	4	5	0	0	0	0	0	0	0	0	0	0	18
Total	12	11	13	11	0	0	0	0	0	0	0	0	0	0	47

Enrolment By Grade
For 172



* Data from the 2009-2010 AGR(Enrolment/Age as of the last day in Sept./Dec.)

** Newfoundland Statistics Classification System

*** May include itinerant teachers

District 3 - Nova Centre

#174 - St. Peter's Academy, Westport

Classification: Rural
Offers Distance Education: Yes

Grades: 2-11

Number of Grades: 10

[School FTE PTR : 5.5](#)

[District FTE PTR : 11.6](#)

[Provincial FTE PTR : 12.1](#)

[FTE Teachers](#) *** : 6.0

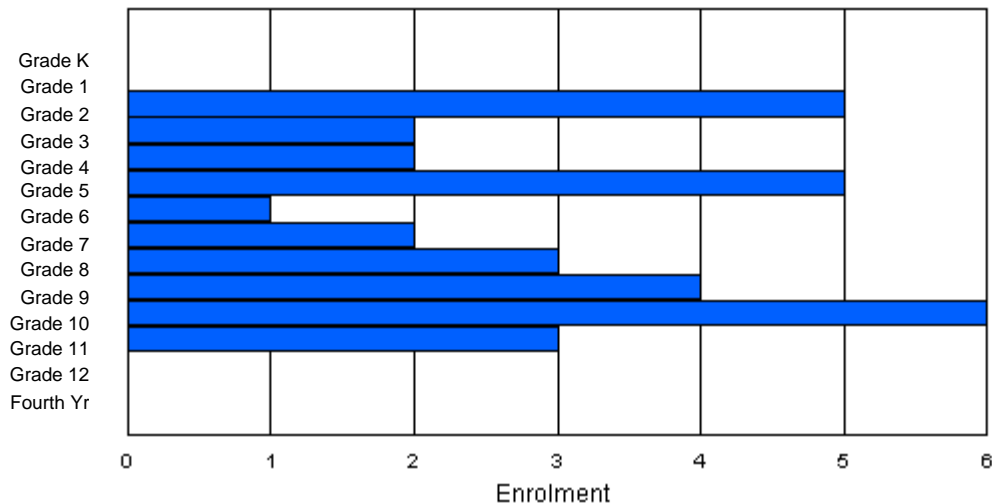
Enrolment By Age and Gender

Gender	Age																	Total
	5	6	7	8	9	10	11	12	13	14	15	16	17	18	19	20>		
Male	0	0	2	0	0	3	0	2	0	2	1	1	0	0	0	0	11	
Female	0	0	3	2	2	2	1	0	3	1	5	2	1	0	0	0	22	
Total	0	0	5	2	2	5	1	2	3	3	6	3	1	0	0	0	33	

Enrolment By Grade and Gender

Gender	Grade															Total
	K	1	2	3	4	5	6	7	8	9	10	11	12	4th		
Male	0	0	2	0	0	3	0	2	0	2	1	1	0	0	11	
Female	0	0	3	2	2	2	1	0	3	2	5	2	0	0	22	
Total	0	0	5	2	2	5	1	2	3	4	6	3	0	0	33	

Enrolment By Grade
For 174



* Data from the 2009-2010 AGR(Enrolment/Age as of the last day in Sept./Dec.)

** Newfoundland Statistics Classification System

*** May include itinerant teachers

District 3 - Nova Centre

#177 - Greenwood Academy, Campbellton

Classification: Rural
Offers Distance Education: No

Grades: K-9 Number of Grades: 10

[School FTE PTR : 11.8](#)
[District FTE PTR : 11.6](#)
[Provincial FTE PTR : 12.1](#)

[FTE Teachers](#) *** : 13.3

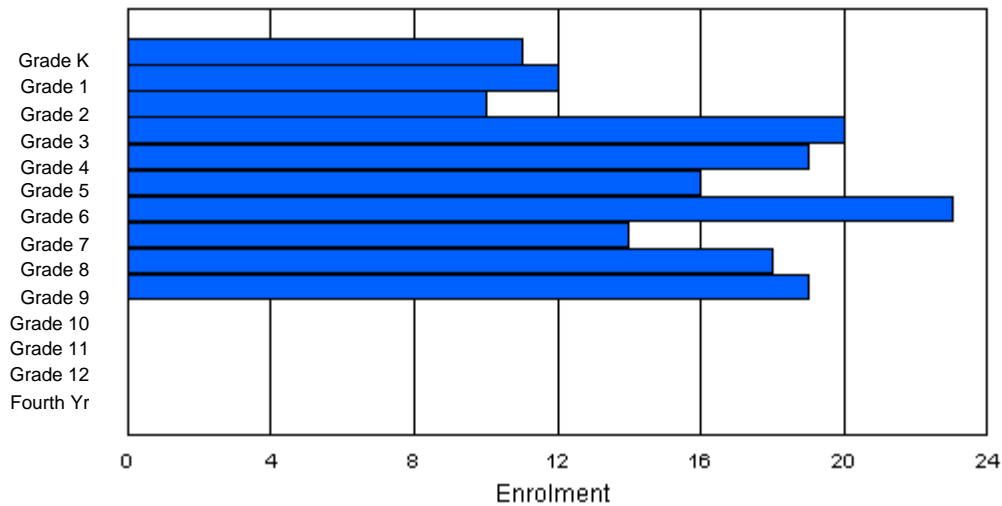
Enrolment By Age and Gender

Gender	Age																Total
	5	6	7	8	9	10	11	12	13	14	15	16	17	18	19	20>	
Male	4	5	3	11	13	4	11	1	9	12	1	0	0	0	0	0	74
Female	7	7	7	9	5	12	13	13	9	6	0	0	0	0	0	0	88
Total	11	12	10	20	18	16	24	14	18	18	1	0	0	0	0	0	162

Enrolment By Grade and Gender

Gender	Grade														Total
	K	1	2	3	4	5	6	7	8	9	10	11	12	4th	
Male	4	5	3	11	13	5	10	1	9	13	0	0	0	0	74
Female	7	7	7	9	6	11	13	13	9	6	0	0	0	0	88
Total	11	12	10	20	19	16	23	14	18	19	0	0	0	0	162

Enrolment By Grade
For 177



* Data from the 2009-2010 AGR(Enrolment/Age as of the last day in Sept./Dec.)

** Newfoundland Statistics Classification System

*** May include itinerant teachers

District 3 - Nova Centre

#178 - Phoenix Academy, Carmanville

Classification: Rural
Offers Distance Education: Yes

Grades: K-12

Number of Grades: 13

[School FTE PTR : 11.8](#)

[District FTE PTR : 11.6](#)

[Provincial FTE PTR : 12.1](#)

[FTE Teachers](#) *** : 21.8

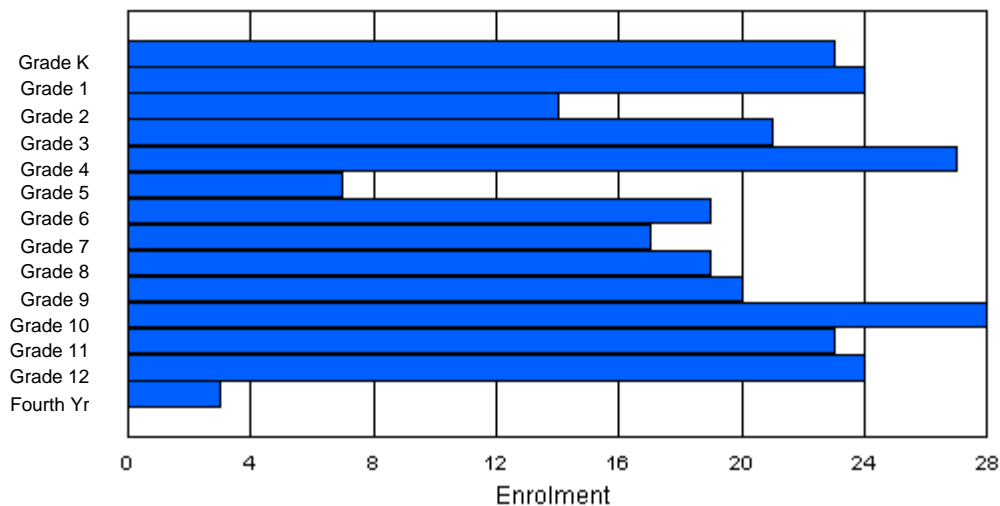
Enrolment By Age and Gender

Gender	Age																Total
	5	6	7	8	9	10	11	12	13	14	15	16	17	18	19	20>	
Male	6	11	7	11	8	2	11	11	9	15	10	7	13	4	0	0	125
Female	17	13	7	9	17	7	8	7	8	7	16	16	10	2	0	0	144
Total	23	24	14	20	25	9	19	18	17	22	26	23	23	6	0	0	269

Enrolment By Grade and Gender

Gender	Grade														Total
	K	1	2	3	4	5	6	7	8	9	10	11	12	4th	
Male	6	11	7	12	8	1	11	11	11	13	11	7	13	3	125
Female	17	13	7	9	19	6	8	6	8	7	17	16	11	0	144
Total	23	24	14	21	27	7	19	17	19	20	28	23	24	3	269

Enrolment By Grade
For 178



* Data from the 2009-2010 AGR(Enrolment/Age as of the last day in Sept./Dec.)

** Newfoundland Statistics Classification System

*** May include itinerant teachers

District 3 - Nova Centre

#179 - Centreville Academy, Centreville-Wareham

Classification: Rural
Offers Distance Education: No

Grades: K-9 Number of Grades: 10

[School FTE PTR : 9.1](#)
[District FTE PTR : 11.6](#)
[Provincial FTE PTR : 12.1](#)

[FTE Teachers](#) *** : 12.0

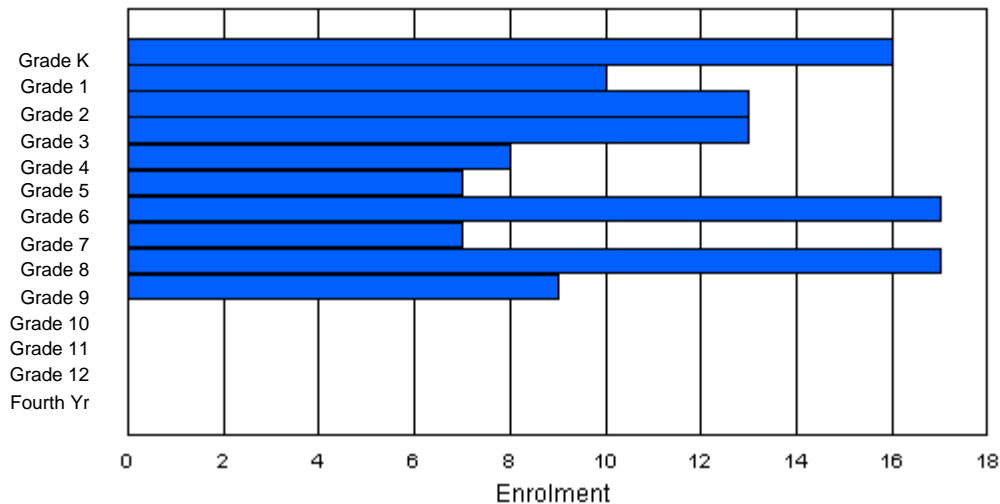
Enrolment By Age and Gender

Gender	Age																	Total
	5	6	7	8	9	10	11	12	13	14	15	16	17	18	19	20>		
Male	10	6	5	9	5	4	6	7	11	4	0	0	0	1	0	0	68	
Female	6	4	8	4	3	3	11	0	6	4	0	0	0	0	0	0	49	
Total	16	10	13	13	8	7	17	7	17	8	0	0	0	1	0	0	117	

Enrolment By Grade and Gender

Gender	Grade															Total
	K	1	2	3	4	5	6	7	8	9	10	11	12	4th		
Male	10	6	5	9	5	4	6	7	11	5	0	0	0	0	68	
Female	6	4	8	4	3	3	11	0	6	4	0	0	0	0	49	
Total	16	10	13	13	8	7	17	7	17	9	0	0	0	0	117	

Enrolment By Grade
For 179



* Data from the 2009-2010 AGR(Enrolment/Age as of the last day in Sept./Dec.)

** Newfoundland Statistics Classification System

*** May include itinerant teachers

District 3 - Nova Centre

#180 - A. R. Scammell Academy, Change Islands

Classification: Rural
Offers Distance Education: Yes

Grades: K-12 Number of Grades: 13

[School FTE PTR : 4.8](#)
[District FTE PTR : 11.6](#)
[Provincial FTE PTR : 12.1](#)

[FTE Teachers](#) *** : 5.0

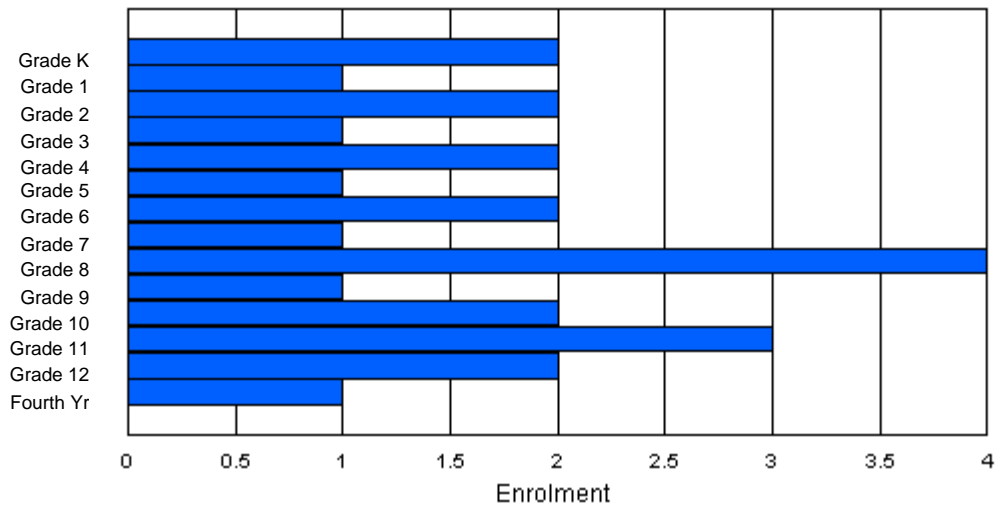
Enrolment By Age and Gender

Gender	Age																	Total
	5	6	7	8	9	10	11	12	13	14	15	16	17	18	19	20>		
Male	2	0	1	1	0	0	0	0	2	1	1	0	1	0	0	0	9	
Female	0	1	1	0	2	1	2	1	2	0	1	2	2	1	0	0	16	
Total	2	1	2	1	2	1	2	1	4	1	2	2	3	1	0	0	25	

Enrolment By Grade and Gender

Gender	Grade															Total
	K	1	2	3	4	5	6	7	8	9	10	11	12	4th		
Male	2	0	1	1	0	0	0	0	2	1	1	1	0	0	9	
Female	0	1	1	0	2	1	2	1	2	0	1	2	2	1	16	
Total	2	1	2	1	2	1	2	1	4	1	2	3	2	1	25	

Enrolment By Grade
For 180



* Data from the 2009-2010 AGR(Enrolment/Age as of the last day in Sept./Dec.)

** Newfoundland Statistics Classification System

*** May include itinerant teachers

District 3 - Nova Centre

#182 - Charlottetown Primary, Charlottetown, B.B.

Classification: Rural
Offers Distance Education: No

Grades: K-3 Number of Grades: 4

[School FTE PTR : 7.5](#)
[District FTE PTR : 11.6](#)
[Provincial FTE PTR : 12.1](#)

[FTE Teachers](#) *** : 2.0

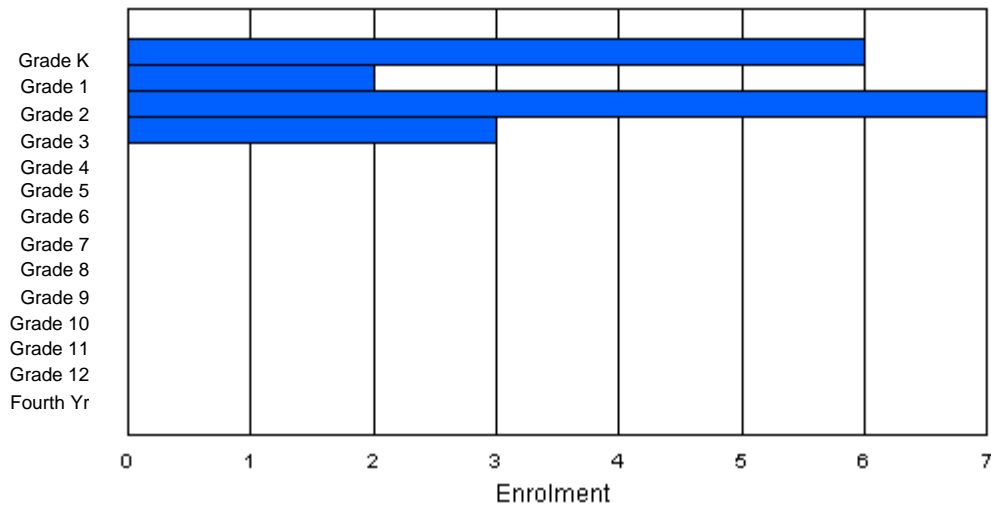
Enrolment By Age and Gender

Gender	Age																Total
	5	6	7	8	9	10	11	12	13	14	15	16	17	18	19	20>	
Male	1	2	4	1	0	0	0	0	0	0	0	0	0	0	0	0	8
Female	5	0	3	2	0	0	0	0	0	0	0	0	0	0	0	0	10
Total	6	2	7	3	0	0	0	0	0	0	0	0	0	0	0	0	18

Enrolment By Grade and Gender

Gender	K	Grade													Total	
		1	2	3	4	5	6	7	8	9	10	11	12	4th		
Male	1	2	4	1	0	0	0	0	0	0	0	0	0	0	0	8
Female	5	0	3	2	0	0	0	0	0	0	0	0	0	0	0	10
Total	6	2	7	3	0	0	0	0	0	0	0	0	0	0	0	18

Enrolment By Grade
For 182



* Data from the 2009-2010 AGR(Enrolment/Age as of the last day in Sept./Dec.)

** Newfoundland Statistics Classification System

*** May include itinerant teachers

District 3 - Nova Centre

#183 - William Mercer Academy, Dover

Classification: Rural
Offers Distance Education: No

Grades: K-9 Number of Grades: 10

[School FTE PTR : 11.5](#)
[District FTE PTR : 11.6](#)
[Provincial FTE PTR : 12.1](#)

[FTE Teachers](#) *** : 14.0

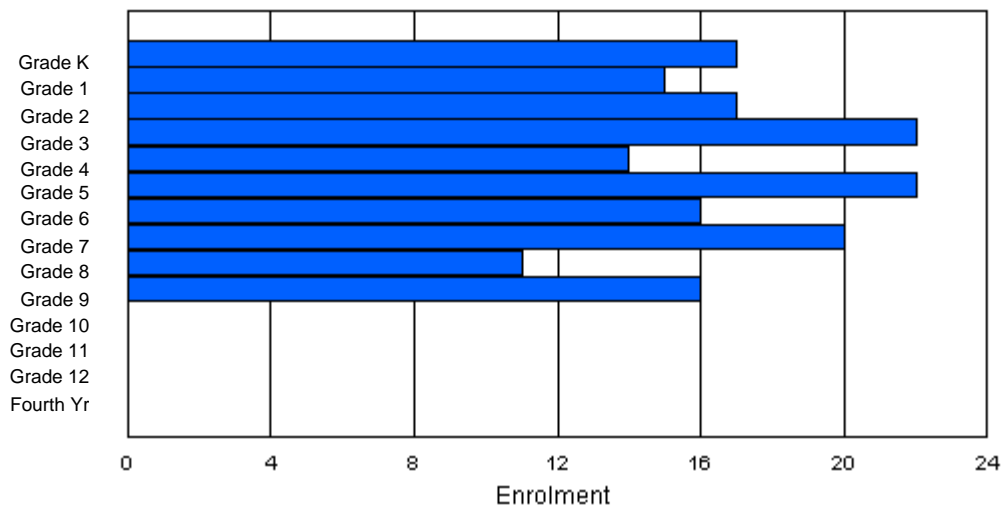
Enrolment By Age and Gender

Gender	Age																Total
	5	6	7	8	9	10	11	12	13	14	15	16	17	18	19	20>	
Male	9	9	8	8	2	8	7	9	7	6	0	0	0	0	0	0	73
Female	8	6	9	14	12	14	9	11	4	10	0	0	0	0	0	0	97
Total	17	15	17	22	14	22	16	20	11	16	0	0	0	0	0	0	170

Enrolment By Grade and Gender

Gender	Grade														Total
	K	1	2	3	4	5	6	7	8	9	10	11	12	4th	
Male	9	9	8	8	2	8	7	9	7	6	0	0	0	0	73
Female	8	6	9	14	12	14	9	11	4	10	0	0	0	0	97
Total	17	15	17	22	14	22	16	20	11	16	0	0	0	0	170

Enrolment By Grade
For 183



* Data from the 2009-2010 AGR(Enrolment/Age as of the last day in Sept./Dec.)

** Newfoundland Statistics Classification System

*** May include itinerant teachers

District 3 - Nova Centre

#186 - Heritage Academy, Greenspond

Classification: Rural
Offers Distance Education: No

Grades: K-3 Number of Grades: 4

[School FTE PTR : 7.0](#)
[District FTE PTR : 11.6](#)
[Provincial FTE PTR : 12.1](#)

[FTE Teachers](#) *** : 1.0

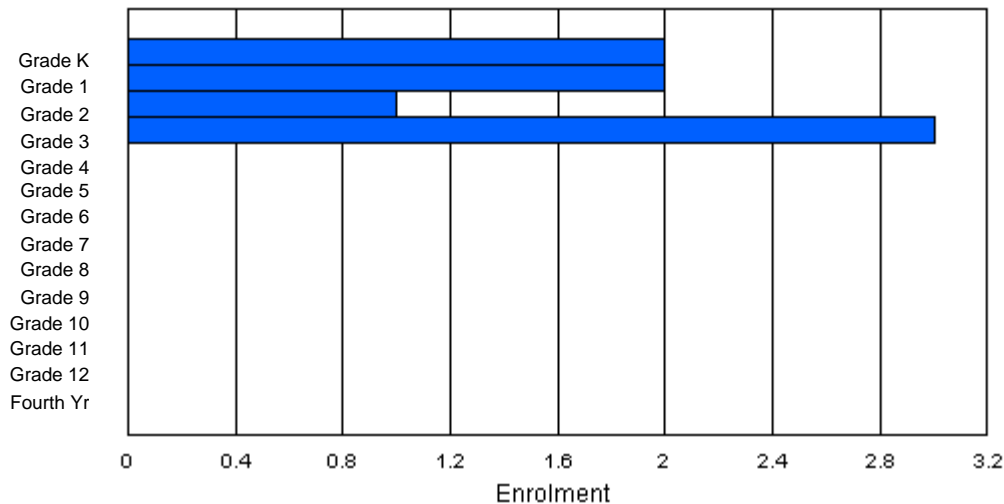
Enrolment By Age and Gender

Gender	Age																Total
	5	6	7	8	9	10	11	12	13	14	15	16	17	18	19	20>	
Male	2	1	0	1	0	0	0	0	0	0	0	0	0	0	0	0	4
Female	0	1	1	2	0	0	0	0	0	0	0	0	0	0	0	0	4
Total	2	2	1	3	0	0	0	0	0	0	0	0	0	0	0	0	8

Enrolment By Grade and Gender

Gender	K	Grade													Total
		1	2	3	4	5	6	7	8	9	10	11	12	4th	
Male	2	1	0	1	0	0	0	0	0	0	0	0	0	0	4
Female	0	1	1	2	0	0	0	0	0	0	0	0	0	0	4
Total	2	2	1	3	0	0	0	0	0	0	0	0	0	0	8

Enrolment By Grade
For 186



* Data from the 2009-2010 AGR(Enrolment/Age as of the last day in Sept./Dec.)

** Newfoundland Statistics Classification System

*** May include itinerant teachers

District 3 - Nova Centre

#187 - Jane Collins Academy, Hare Bay

Classification: Rural
Offers Distance Education: Yes

Grades: 10-12

Number of Grades: 3

[School FTE PTR : 9.5](#)

[District FTE PTR : 11.6](#)

[Provincial FTE PTR : 12.1](#)

[FTE Teachers](#) *** : 9.5

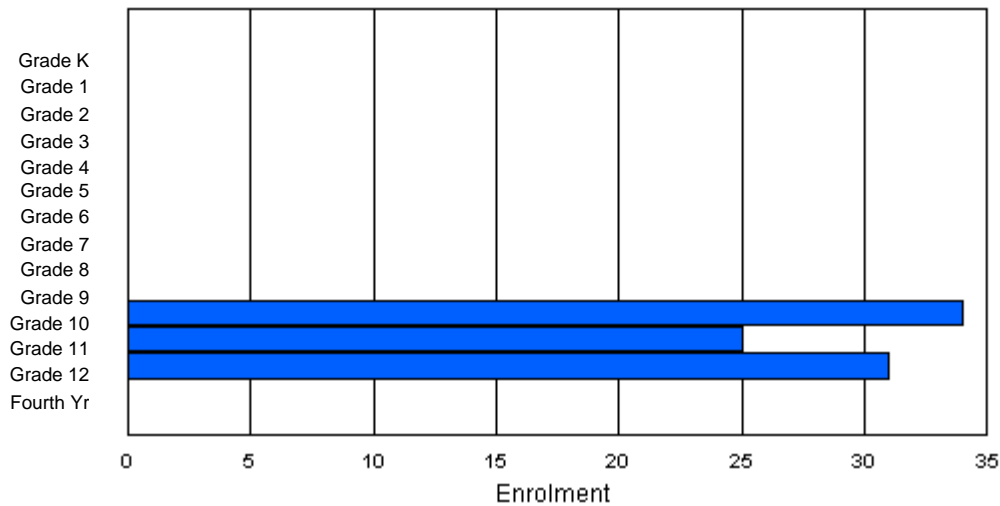
Enrolment By Age and Gender

Gender	Age																	Total
	5	6	7	8	9	10	11	12	13	14	15	16	17	18	19	20>		
Male	0	0	0	0	0	0	0	0	0	0	19	17	17	0	0	0	53	
Female	0	0	0	0	0	0	0	0	0	0	10	7	17	2	1	0	37	
Total	0	0	0	0	0	0	0	0	0	0	29	24	34	2	1	0	90	

Enrolment By Grade and Gender

Gender	Grade															Total
	K	1	2	3	4	5	6	7	8	9	10	11	12	4th		
Male	0	0	0	0	0	0	0	0	0	0	21	20	12	0	53	
Female	0	0	0	0	0	0	0	0	0	0	13	5	19	0	37	
Total	0	0	0	0	0	0	0	0	0	0	34	25	31	0	90	

Enrolment By Grade
For 187



* Data from the 2009-2010 AGR(Enrolment/Age as of the last day in Sept./Dec.)

** Newfoundland Statistics Classification System

*** May include itinerant teachers

District 3 - Nova Centre

#188 - Sandstone Academy, Ladle Cove

Classification: Rural
Offers Distance Education: No

Grades: K-6 Number of Grades: 7

[School FTE PTR : 6.0](#)
[District FTE PTR : 11.6](#)
[Provincial FTE PTR : 12.1](#)

[FTE Teachers](#) *** : 3.0

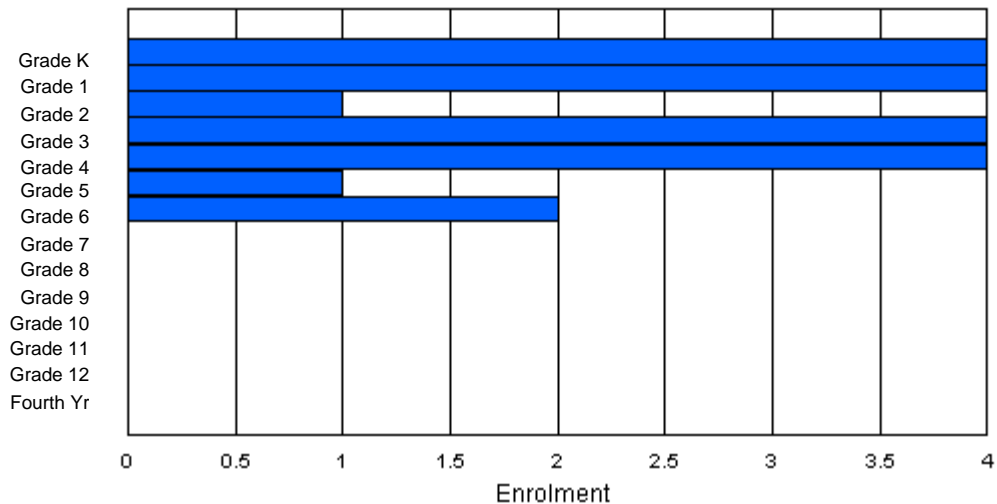
Enrolment By Age and Gender

Gender	Age																	Total
	5	6	7	8	9	10	11	12	13	14	15	16	17	18	19	20>		
Male	1	2	0	3	2	0	0	0	0	0	0	0	0	0	0	0	8	
Female	3	2	1	1	2	1	2	0	0	0	0	0	0	0	0	0	12	
Total	4	4	1	4	4	1	2	0	0	0	0	0	0	0	0	0	20	

Enrolment By Grade and Gender

Gender	K	Grade													Total
		1	2	3	4	5	6	7	8	9	10	11	12	4th	
Male	1	2	0	3	2	0	0	0	0	0	0	0	0	0	8
Female	3	2	1	1	2	1	2	0	0	0	0	0	0	0	12
Total	4	4	1	4	4	1	2	0	0	0	0	0	0	0	20

Enrolment By Grade
For 188



* Data from the 2009-2010 AGR(Enrolment/Age as of the last day in Sept./Dec.)

** Newfoundland Statistics Classification System

*** May include itinerant teachers

District 3 - Nova Centra

#189 - Lewisporte Academy, Lewisporte

Classification: Rural
Offers Distance Education: No

Grades: K-6 Number of Grades: 7

[School FTE PTR : 13.3](#)
[District FTE PTR : 11.6](#)
[Provincial FTE PTR : 12.1](#)

[FTE Teachers](#) *** : 25.0

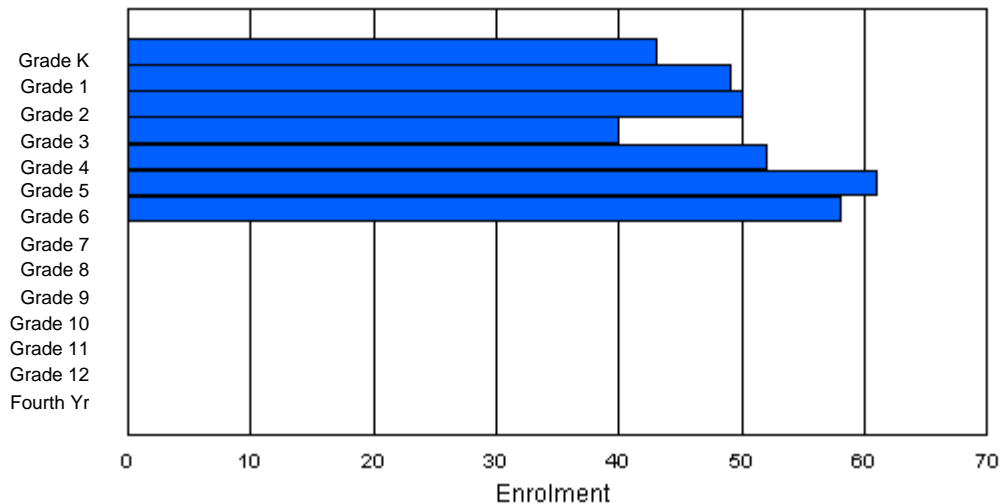
Enrolment By Age and Gender

Gender	Age																Total
	5	6	7	8	9	10	11	12	13	14	15	16	17	18	19	20>	
Male	22	26	23	22	26	34	30	0	0	0	0	0	0	0	0	0	183
Female	20	23	28	19	25	27	27	1	0	0	0	0	0	0	0	0	170
Total	42	49	51	41	51	61	57	1	0	0	0	0	0	0	0	0	353

Enrolment By Grade and Gender

Gender	Grade														Total
	K	1	2	3	4	5	6	7	8	9	10	11	12	4th	
Male	22	26	23	22	26	34	30	0	0	0	0	0	0	0	183
Female	21	23	27	18	26	27	28	0	0	0	0	0	0	0	170
Total	43	49	50	40	52	61	58	0	0	0	0	0	0	0	353

Enrolment By Grade
For 189



* Data from the 2009-2010 AGR(Enrolment/Age as of the last day in Sept./Dec.)

** Newfoundland Statistics Classification System

*** May include itinerant teachers

District 3 - Nova Centre

#190 - Lewisporte Collegiate, Lewisporte

Classification: Rural
Offers Distance Education: Yes

Grades: 10-12

Number of Grades: 3

[School FTE PTR : 13.6](#)

[District FTE PTR : 11.6](#)

[Provincial FTE PTR : 12.1](#)

[FTE Teachers](#) *** : 20.8

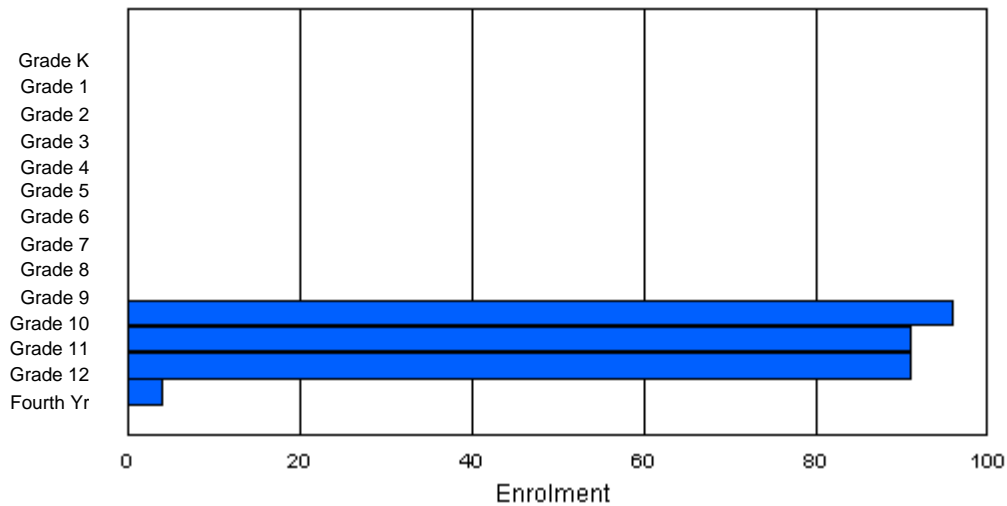
Enrolment By Age and Gender

Gender	Age																	Total
	5	6	7	8	9	10	11	12	13	14	15	16	17	18	19	20>		
Male	0	0	0	0	0	0	0	0	0	0	46	43	44	9	1	1	144	
Female	0	0	0	0	0	0	0	0	0	0	44	42	48	4	0	0	138	
Total	0	0	0	0	0	0	0	0	0	0	90	85	92	13	1	1	282	

Enrolment By Grade and Gender

Gender	Grade														Total
	K	1	2	3	4	5	6	7	8	9	10	11	12	4th	
Male	0	0	0	0	0	0	0	0	0	0	49	48	45	2	144
Female	0	0	0	0	0	0	0	0	0	0	47	43	46	2	138
Total	0	0	0	0	0	0	0	0	0	0	96	91	91	4	282

Enrolment By Grade
For 190



* Data from the 2009-2010 AGR(Enrolment/Age as of the last day in Sept./Dec.)

** Newfoundland Statistics Classification System

*** May include itinerant teachers

District 3 - Nova Centre

#192 - Lumsden Academy, Lumsden

Classification: Rural
Offers Distance Education: No

Grades: K-9 Number of Grades: 10

[School FTE PTR : 8.7](#)
[District FTE PTR : 11.6](#)
[Provincial FTE PTR : 12.1](#)

[FTE Teachers](#) *** : 9.0

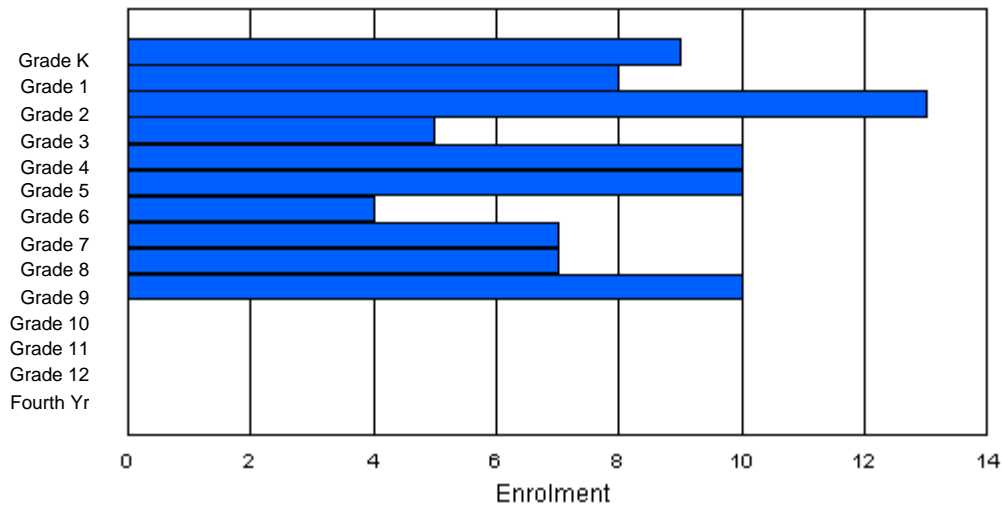
Enrolment By Age and Gender

Gender	Age																Total
	5	6	7	8	9	10	11	12	13	14	15	16	17	18	19	20>	
Male	7	1	8	2	5	5	3	5	5	6	0	0	0	0	0	0	47
Female	2	7	5	3	5	5	1	2	2	4	0	0	0	0	0	0	36
Total	9	8	13	5	10	10	4	7	7	10	0	0	0	0	0	0	83

Enrolment By Grade and Gender

Gender	Grade														Total
	K	1	2	3	4	5	6	7	8	9	10	11	12	4th	
Male	7	1	8	2	5	5	3	5	5	6	0	0	0	0	47
Female	2	7	5	3	5	5	1	2	2	4	0	0	0	0	36
Total	9	8	13	5	10	10	4	7	7	10	0	0	0	0	83

Enrolment By Grade
For 192



* Data from the 2009-2010 AGR(Enrolment/Age as of the last day in Sept./Dec.)

** Newfoundland Statistics Classification System

*** May include itinerant teachers

District 3 - Nova Centre

#194 - Gill Memorial Academy, Musgrave Harbour

Classification: Rural
Offers Distance Education: Yes

Grades: K-12 Number of Grades: 13

[School FTE PTR : 9.0](#)
[District FTE PTR : 11.6](#)
[Provincial FTE PTR : 12.1](#)

[FTE Teachers](#) *** : 14.8

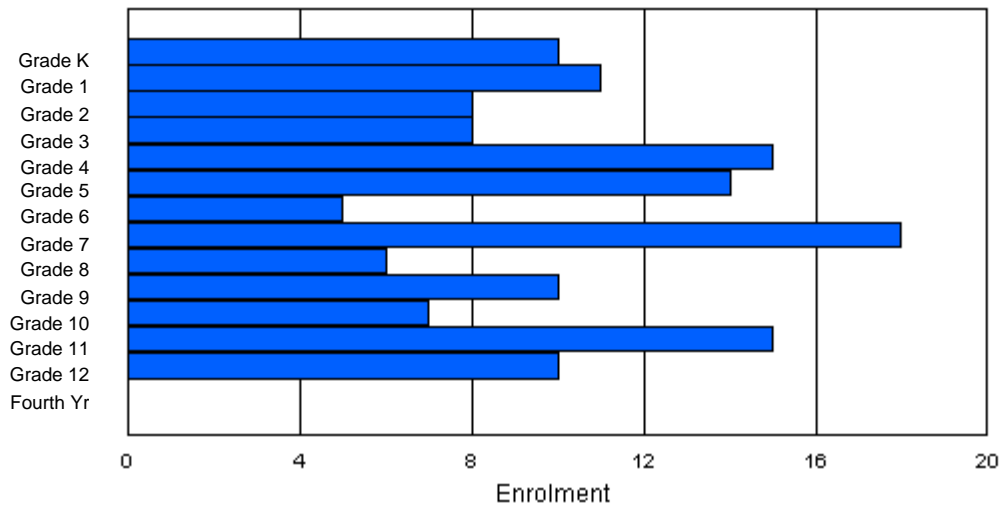
Enrolment By Age and Gender

Gender	Age																	Total
	5	6	7	8	9	10	11	12	13	14	15	16	17	18	19	20>		
Male	4	9	3	6	7	11	2	8	2	6	3	10	4	0	0	0	75	
Female	6	2	5	2	8	3	3	10	4	4	4	5	5	1	0	0	62	
Total	10	11	8	8	15	14	5	18	6	10	7	15	9	1	0	0	137	

Enrolment By Grade and Gender

Gender	Grade															Total
	K	1	2	3	4	5	6	7	8	9	10	11	12	4th		
Male	4	9	3	6	7	11	2	8	2	6	3	10	4	0	75	
Female	6	2	5	2	8	3	3	10	4	4	4	5	6	0	62	
Total	10	11	8	8	15	14	5	18	6	10	7	15	10	0	137	

Enrolment By Grade
For 194



* Data from the 2009-2010 AGR(Enrolment/Age as of the last day in Sept./Dec.)

** Newfoundland Statistics Classification System

*** May include itinerant teachers

District 3 - Nova Centre

#196 - St. Gabriel's AG, St. Brendan's

Classification: Rural
Offers Distance Education: Yes

Grades: 2-5,7-11 Number of Grades: 9

[School FTE PTR : 4.3](#)
[District FTE PTR : 11.6](#)
[Provincial FTE PTR : 12.1](#)

[FTE Teachers](#) *** : 3.0

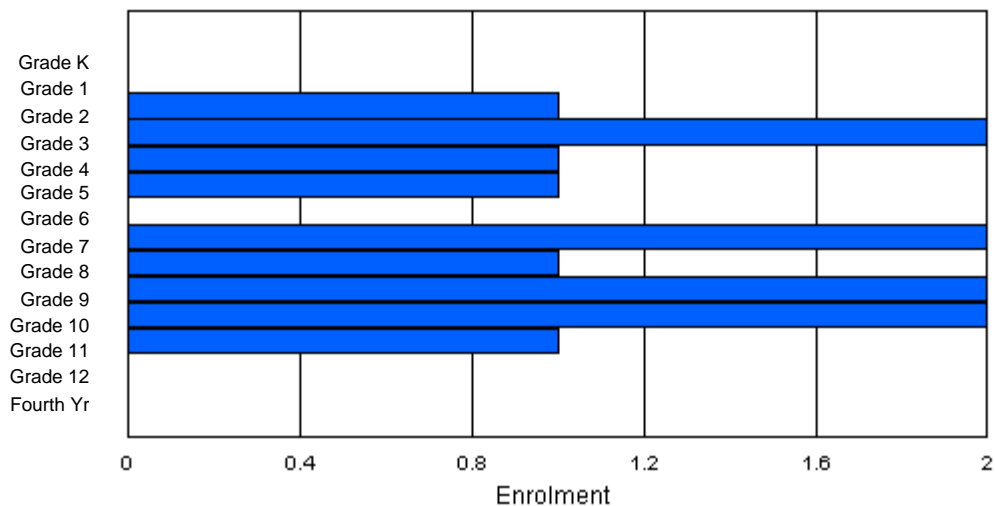
Enrolment By Age and Gender

Gender	Age																Total
	5	6	7	8	9	10	11	12	13	14	15	16	17	18	19	20>	
Male	0	0	0	1	1	1	0	1	0	1	2	1	0	0	0	0	8
Female	0	0	1	1	0	0	0	1	1	1	0	0	0	0	0	0	5
Total	0	0	1	2	1	1	0	2	1	2	2	1	0	0	0	0	13

Enrolment By Grade and Gender

Gender	Grade														Total
	K	1	2	3	4	5	6	7	8	9	10	11	12	4th	
Male	0	0	0	1	1	1	0	1	0	1	2	1	0	0	8
Female	0	0	1	1	0	0	0	1	1	1	0	0	0	0	5
Total	0	0	1	2	1	1	0	2	1	2	2	1	0	0	13

Enrolment By Grade
For 196



* Data from the 2009-2010 AGR(Enrolment/Age as of the last day in Sept./Dec.)

** Newfoundland Statistics Classification System

*** May include itinerant teachers

District 3 - Nova Centre

#201 - J.M. Olds Collegiate, Twillingate

Classification: Rural
Offers Distance Education: Yes

Grades: 7-12

Number of Grades: 6

[School FTE PTR : 12.5](#)

[District FTE PTR : 11.6](#)

[Provincial FTE PTR : 12.1](#)

[FTE Teachers](#) *** : 13.0

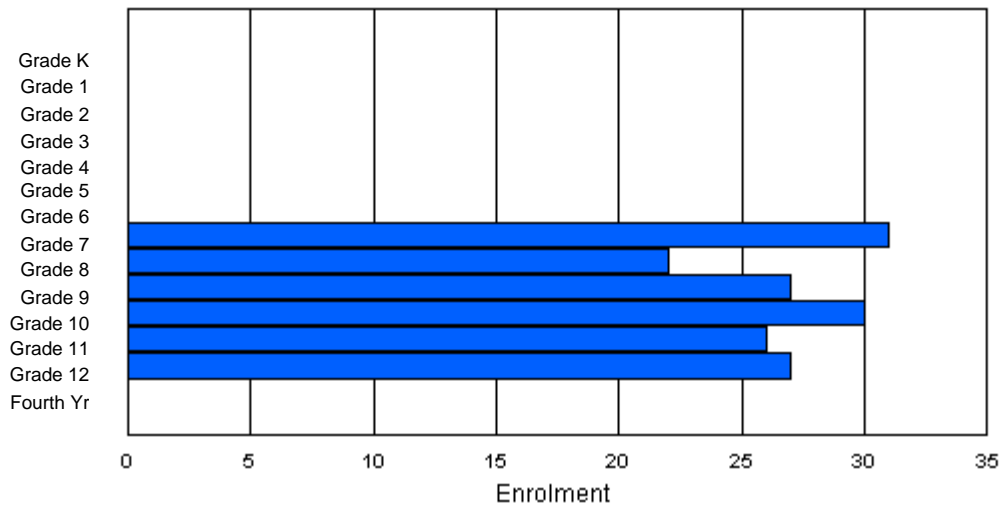
Enrolment By Age and Gender

Gender	Age																Total
	5	6	7	8	9	10	11	12	13	14	15	16	17	18	19	20>	
Male	0	0	0	0	0	0	0	13	10	13	16	13	16	1	1	0	83
Female	0	0	0	0	0	0	0	18	12	9	18	13	10	0	0	0	80
Total	0	0	0	0	0	0	0	31	22	22	34	26	26	1	1	0	163

Enrolment By Grade and Gender

Gender	Grade														Total
	K	1	2	3	4	5	6	7	8	9	10	11	12	4th	
Male	0	0	0	0	0	0	0	13	10	17	13	13	17	0	83
Female	0	0	0	0	0	0	0	18	12	10	17	13	10	0	80
Total	0	0	0	0	0	0	0	31	22	27	30	26	27	0	163

Enrolment By Grade
For 201



* Data from the 2009-2010 AGR(Enrolment/Age as of the last day in Sept./Dec.)

** Newfoundland Statistics Classification System

*** May include itinerant teachers

District 3 - Nova Centra

#202 - Twillingate Island Elementary, Twillingate

Classification: Rural
Offers Distance Education: No

Grades: K-6 Number of Grades: 7

[School FTE PTR : 11.9](#)
[District FTE PTR : 11.6](#)
[Provincial FTE PTR : 12.1](#)

[FTE Teachers](#) *** : 11.0

Enrolment By Age and Gender

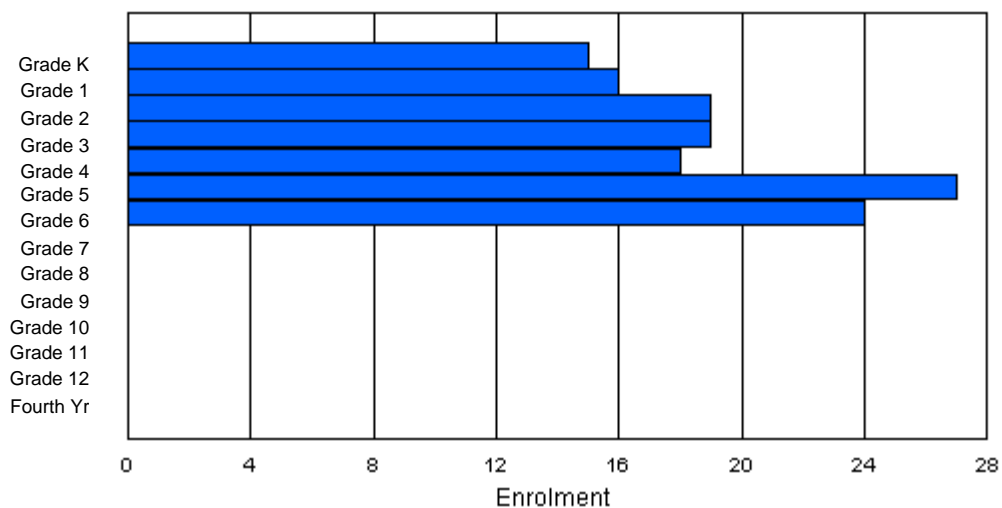
Gender	Age																Total
	5	6	7	8	9	10	11	12	13	14	15	16	17	18	19	20>	
Male	13	9	10	10	11	13	10	0	0	0	0	0	0	0	0	0	76
Female	2	7	9	9	7	14	14	0	0	0	0	0	0	0	0	0	62
Total	15	16	19	19	18	27	24	0	0	0	0	0	0	0	0	0	138

Enrolment By Grade and Gender

Gender	Grade														Total
	K	1	2	3	4	5	6	7	8	9	10	11	12	4th	
Male	13	9	10	10	11	13	10	0	0	0	0	0	0	0	76
Female	2	7	9	9	7	14	14	0	0	0	0	0	0	0	62
Total	15	16	19	19	18	27	24	0	0	0	0	0	0	0	138

Enrolment By Grade

For 202



* Data from the 2009-2010 AGR(Enrolment/Age as of the last day in Sept./Dec.)

** Newfoundland Statistics Classification System

*** May include itinerant teachers

District 3 - Nova Centre

#204 - Lester Pearson Memorial High, Wesleyville

Classification: Rural
Offers Distance Education: Yes

Grades: 7-12 Number of Grades: 6

[School FTE PTR : 12.3](#)
[District FTE PTR : 11.6](#)
[Provincial FTE PTR : 12.1](#)

[FTE Teachers](#) *** : 15.5

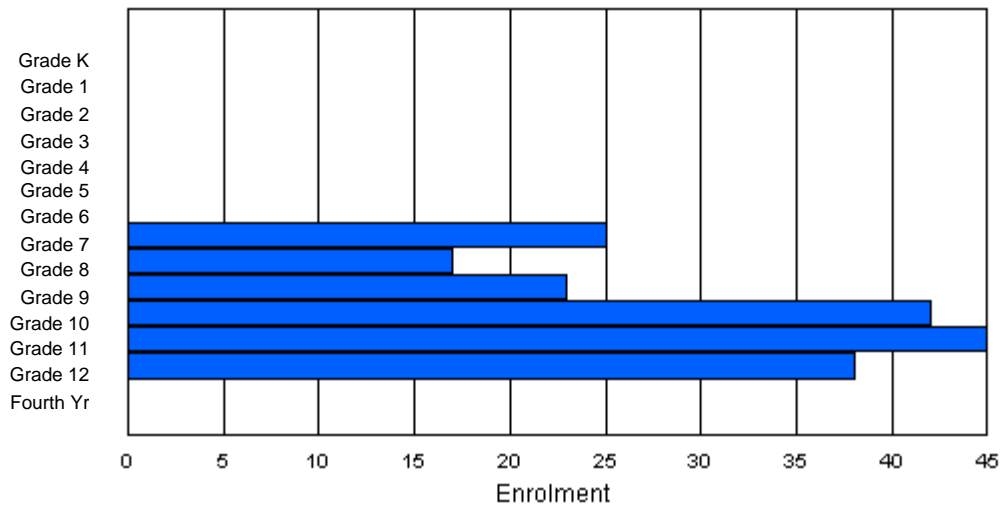
Enrolment By Age and Gender

Gender	Age																Total
	5	6	7	8	9	10	11	12	13	14	15	16	17	18	19	20>	
Male	0	0	0	0	0	0	0	11	12	15	20	22	21	0	0	0	101
Female	0	0	0	0	0	0	0	14	5	8	20	24	18	0	0	0	89
Total	0	0	0	0	0	0	0	25	17	23	40	46	39	0	0	0	190

Enrolment By Grade and Gender

Gender	Grade														Total
	K	1	2	3	4	5	6	7	8	9	10	11	12	4th	
Male	0	0	0	0	0	0	0	11	12	15	22	21	20	0	101
Female	0	0	0	0	0	0	0	14	5	8	20	24	18	0	89
Total	0	0	0	0	0	0	0	25	17	23	42	45	38	0	190

Enrolment By Grade
For 204



* Data from the 2009-2010 AGR(Enrolment/Age as of the last day in Sept./Dec.)

** Newfoundland Statistics Classification System

*** May include itinerant teachers

District 3 - Nova Centra

#205 - Memorial Academy, Wesleyville

Classification: Rural
Offers Distance Education: No

Grades: K-6 Number of Grades: 7

[School FTE PTR : 11.3](#)
[District FTE PTR : 11.6](#)
[Provincial FTE PTR : 12.1](#)

[FTE Teachers](#) *** : 11.0

Enrolment By Age and Gender

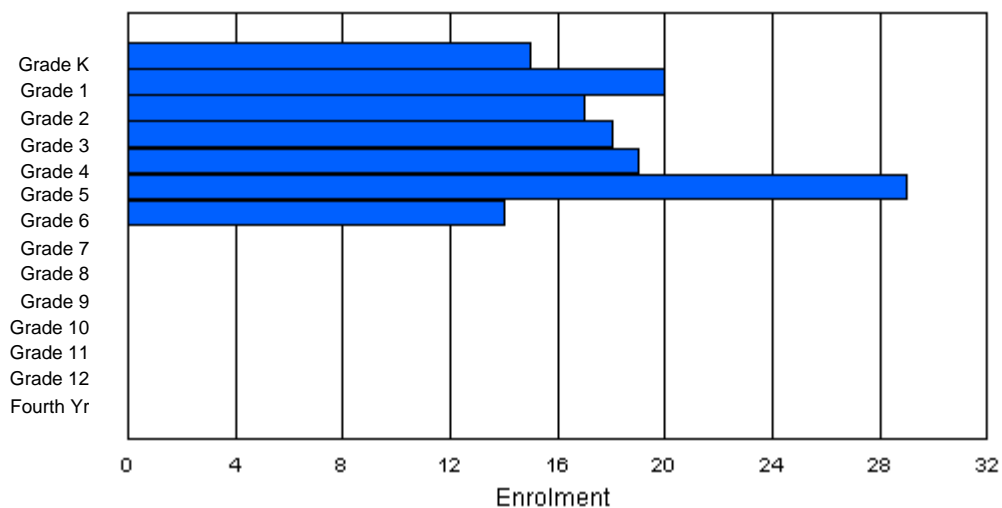
Gender	Age																	Total
	5	6	7	8	9	10	11	12	13	14	15	16	17	18	19	20>		
Male	8	11	13	12	9	16	4	0	0	0	0	0	0	0	0	0	73	
Female	7	9	4	6	10	13	10	0	0	0	0	0	0	0	0	0	59	
Total	15	20	17	18	19	29	14	0	0	0	0	0	0	0	0	0	132	

Enrolment By Grade and Gender

Gender	Grade															Total
	K	1	2	3	4	5	6	7	8	9	10	11	12	4th		
Male	8	11	13	12	9	16	4	0	0	0	0	0	0	0	73	
Female	7	9	4	6	10	13	10	0	0	0	0	0	0	0	59	
Total	15	20	17	18	19	29	14	0	0	0	0	0	0	0	132	

Enrolment By Grade

For 205



* Data from the 2009-2010 AGR(Enrolment/Age as of the last day in Sept./Dec.)

** Newfoundland Statistics Classification System

*** May include itinerant teachers

District 3 - Nova Centra

#206 - Riverwood Academy, Wing's Point

Classification: Rural
Offers Distance Education: Yes

Grades: K-12 Number of Grades: 13

[School FTE PTR : 12.7](#)
[District FTE PTR : 11.6](#)
[Provincial FTE PTR : 12.1](#)

[FTE Teachers](#) *** : 24.5

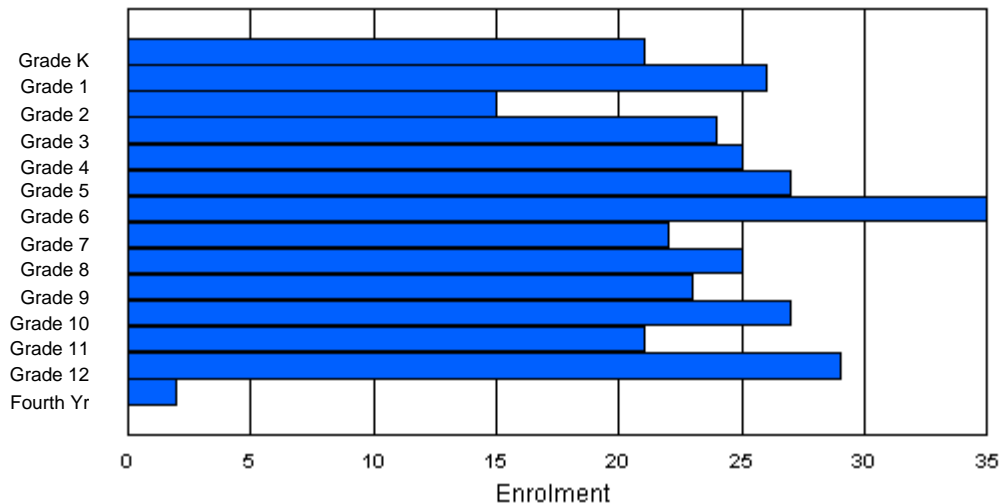
Enrolment By Age and Gender

Gender	Age																Total
	5	6	7	8	9	10	11	12	13	14	15	16	17	18	19	20>	
Male	11	10	9	13	10	14	17	12	16	10	11	6	17	3	0	0	159
Female	10	16	6	11	15	10	19	12	8	13	14	12	17	0	0	0	163
Total	21	26	15	24	25	24	36	24	24	23	25	18	34	3	0	0	322

Enrolment By Grade and Gender

Gender	Grade														Total
	K	1	2	3	4	5	6	7	8	9	10	11	12	4th	
Male	11	10	9	13	10	16	16	11	17	10	13	6	15	2	159
Female	10	16	6	11	15	11	19	11	8	13	14	15	14	0	163
Total	21	26	15	24	25	27	35	22	25	23	27	21	29	2	322

Enrolment By Grade
For 206



* Data from the 2009-2010 AGR(Enrolment/Age as of the last day in Sept./Dec.)

** Newfoundland Statistics Classification System

*** May include itinerant teachers

District 3 - Nova Centre

#398 - Avoca Collegiate, Badger

Classification: Urban
Offers Distance Education: No

Grades: K-8 Number of Grades: 9

[School FTE PTR : 7.1](#)
[District FTE PTR : 11.6](#)
[Provincial FTE PTR : 12.1](#)

[FTE Teachers](#) *** : 10.0

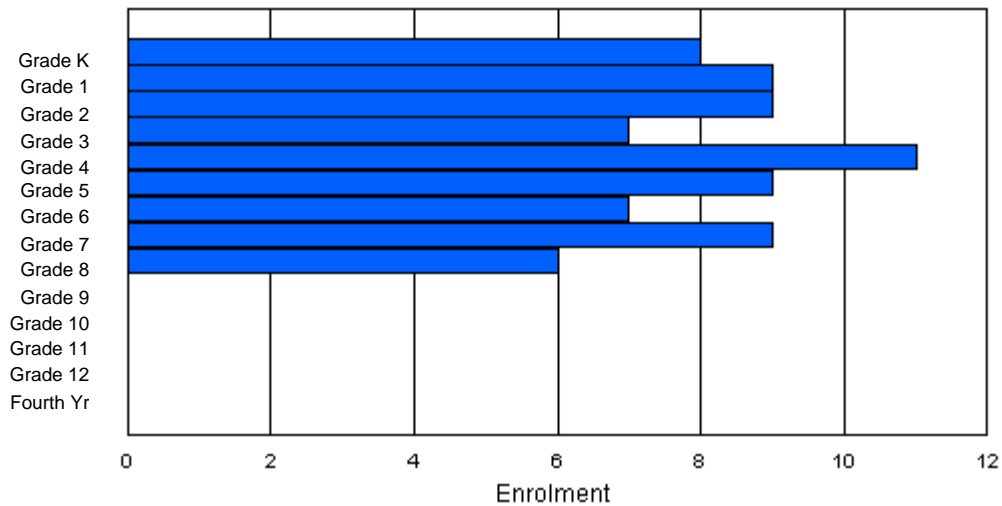
Enrolment By Age and Gender

Gender	Age																Total
	5	6	7	8	9	10	11	12	13	14	15	16	17	18	19	20>	
Male	4	6	3	3	7	2	1	5	2	1	0	0	0	0	0	0	34
Female	4	3	6	4	4	7	6	4	3	0	0	0	0	0	0	0	41
Total	8	9	9	7	11	9	7	9	5	1	0	0	0	0	0	0	75

Enrolment By Grade and Gender

Gender	Grade														Total
	K	1	2	3	4	5	6	7	8	9	10	11	12	4th	
Male	4	6	3	3	7	2	1	5	3	0	0	0	0	0	34
Female	4	3	6	4	4	7	6	4	3	0	0	0	0	0	41
Total	8	9	9	7	11	9	7	9	6	0	0	0	0	0	75

Enrolment By Grade
For 398



* Data from the 2009-2010 AGR(Enrolment/Age as of the last day in Sept./Dec.)

** Newfoundland Statistics Classification System

*** May include itinerant teachers

District 3 - Nova Centra

#399 - Baie Verte Academy, Baie Verte

Classification: Rural
Offers Distance Education: No

Grades: K-6 Number of Grades: 7

[School FTE PTR : 12.7](#)
[District FTE PTR : 11.6](#)
[Provincial FTE PTR : 12.1](#)

[FTE Teachers](#) *** : 11.5

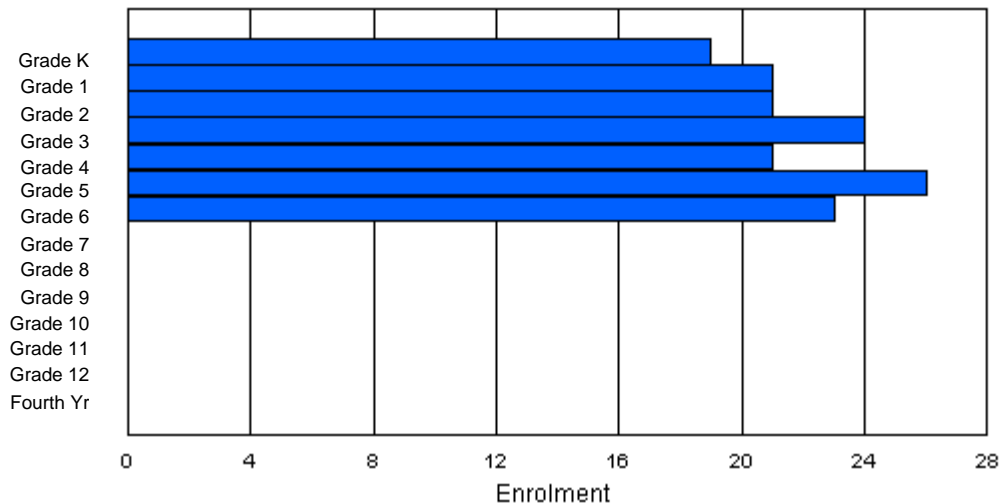
Enrolment By Age and Gender

Gender	Age																Total
	5	6	7	8	9	10	11	12	13	14	15	16	17	18	19	20>	
Male	12	9	11	11	10	16	11	1	0	0	0	0	0	0	0	0	81
Female	7	12	10	13	11	10	11	0	0	0	0	0	0	0	0	0	74
Total	19	21	21	24	21	26	22	1	0	0	0	0	0	0	0	0	155

Enrolment By Grade and Gender

Gender	Grade														Total
	K	1	2	3	4	5	6	7	8	9	10	11	12	4th	
Male	12	9	11	11	10	16	12	0	0	0	0	0	0	0	81
Female	7	12	10	13	11	10	11	0	0	0	0	0	0	0	74
Total	19	21	21	24	21	26	23	0	0	0	0	0	0	0	155

Enrolment By Grade
For 399



* Data from the 2009-2010 AGR(Enrolment/Age as of the last day in Sept./Dec.)

** Newfoundland Statistics Classification System

*** May include itinerant teachers

District 3 - Nova Centre

#400 - Helen Tulk Elementary, Bishop's Falls

Classification: Rural
Offers Distance Education: No

Grades: K-6 Number of Grades: 7

[School FTE PTR : 11.9](#)
[District FTE PTR : 11.6](#)
[Provincial FTE PTR : 12.1](#)

[FTE Teachers](#) *** : 18.0

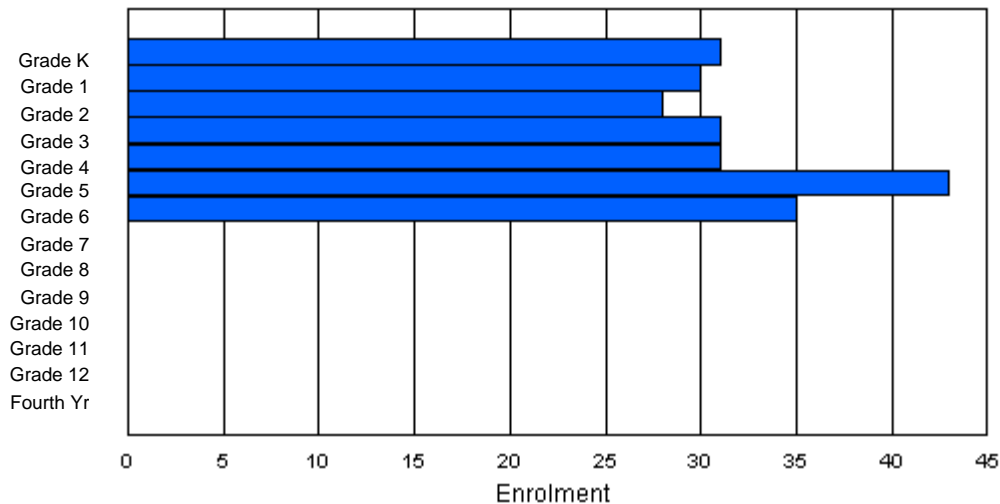
Enrolment By Age and Gender

Gender	Age																Total
	5	6	7	8	9	10	11	12	13	14	15	16	17	18	19	20>	
Male	13	18	16	16	15	23	21	0	0	0	0	0	0	0	0	0	122
Female	17	12	13	14	16	21	14	0	0	0	0	0	0	0	0	0	107
Total	30	30	29	30	31	44	35	0	0	0	0	0	0	0	0	0	229

Enrolment By Grade and Gender

Gender	Grade														Total
	K	1	2	3	4	5	6	7	8	9	10	11	12	4th	
Male	14	18	15	16	15	23	21	0	0	0	0	0	0	0	122
Female	17	12	13	15	16	20	14	0	0	0	0	0	0	0	107
Total	31	30	28	31	31	43	35	0	0	0	0	0	0	0	229

Enrolment By Grade
For 400



* Data from the 2009-2010 AGR(Enrolment/Age as of the last day in Sept./Dec.)

** Newfoundland Statistics Classification System

*** May include itinerant teachers

District 3 - Nova Centre

#402 - Leo Burke Academy, Bishop's Falls

Classification: Rural
Offers Distance Education: Yes

Grades: 7-12

Number of Grades: 6

[School FTE PTR : 13.1](#)

[District FTE PTR : 11.6](#)

[Provincial FTE PTR : 12.1](#)

[FTE Teachers](#) *** : 16.8

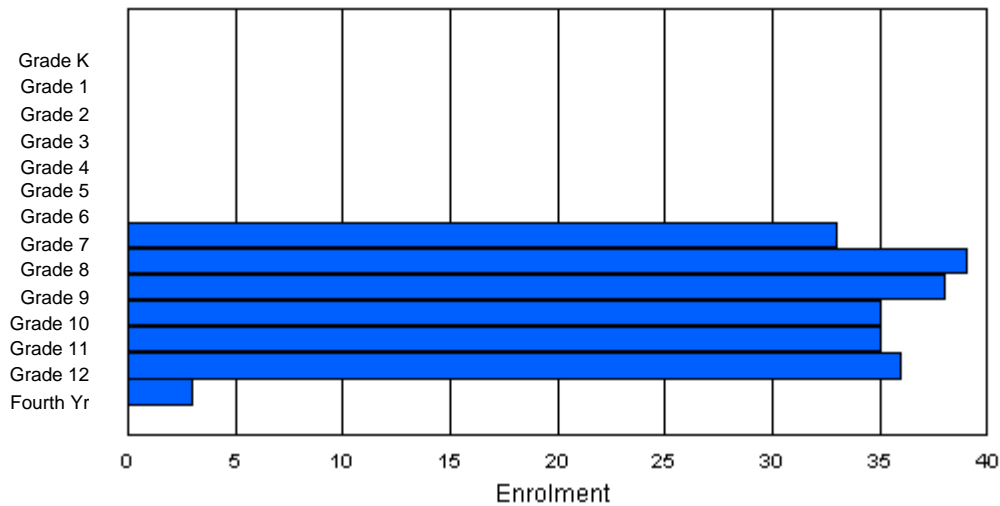
Enrolment By Age and Gender

Gender	Age																	Total
	5	6	7	8	9	10	11	12	13	14	15	16	17	18	19	20>		
Male	0	0	0	0	0	0	0	18	20	16	23	15	19	5	0	0	116	
Female	0	0	0	0	0	0	0	13	20	21	12	22	14	1	0	0	103	
Total	0	0	0	0	0	0	0	31	40	37	35	37	33	6	0	0	219	

Enrolment By Grade and Gender

Gender	Grade															Total
	K	1	2	3	4	5	6	7	8	9	10	11	12	4th		
Male	0	0	0	0	0	0	0	18	20	17	24	13	21	3	116	
Female	0	0	0	0	0	0	0	15	19	21	11	22	15	0	103	
Total	0	0	0	0	0	0	0	33	39	38	35	35	36	3	219	

Enrolment By Grade
For 402



* Data from the 2009-2010 AGR(Enrolment/Age as of the last day in Sept./Dec.)

** Newfoundland Statistics Classification System

*** May include itinerant teachers

District 3 - Nova Centre

#403 - Lakeside Academy, Buchans

Classification: Rural
Offers Distance Education: Yes

Grades: K-12

Number of Grades: 13

[School FTE PTR : 8.3](#)

[District FTE PTR : 11.6](#)

[Provincial FTE PTR : 12.1](#)

[FTE Teachers](#) *** : 10.8

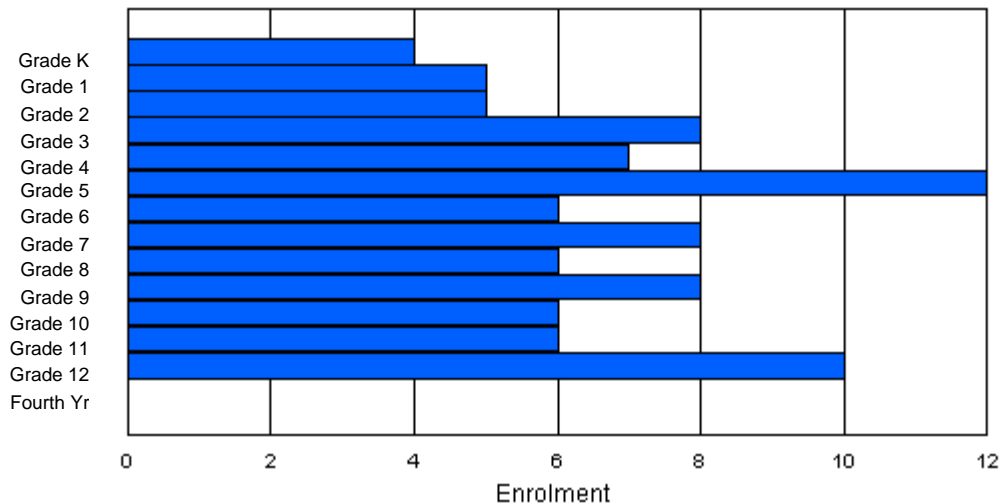
Enrolment By Age and Gender

Gender	Age																Total
	5	6	7	8	9	10	11	12	13	14	15	16	17	18	19	20>	
Male	3	3	2	3	3	5	6	3	3	6	2	2	3	0	0	0	44
Female	1	2	3	4	5	5	2	5	3	2	4	4	7	0	0	0	47
Total	4	5	5	7	8	10	8	8	6	8	6	6	10	0	0	0	91

Enrolment By Grade and Gender

Gender	Grade														Total
	K	1	2	3	4	5	6	7	8	9	10	11	12	4th	
Male	3	3	2	4	2	6	5	3	3	6	2	2	3	0	44
Female	1	2	3	4	5	6	1	5	3	2	4	4	7	0	47
Total	4	5	5	8	7	12	6	8	6	8	6	6	10	0	91

Enrolment By Grade
For 403



* Data from the 2009-2010 AGR(Enrolment/Age as of the last day in Sept./Dec.)

** Newfoundland Statistics Classification System

*** May include itinerant teachers

District 3 - Nova Centre

#405 - Cottrell's Cove Academy, Cottrell's Cove

Grades: K-1,3-4,6-12 Number of Grades: 11

[FTE Teachers](#) *** : 5.0

Classification: Rural
Offers Distance Education: Yes

[School FTE PTR : 5.1](#)

[District FTE PTR : 11.6](#)

[Provincial FTE PTR : 12.1](#)

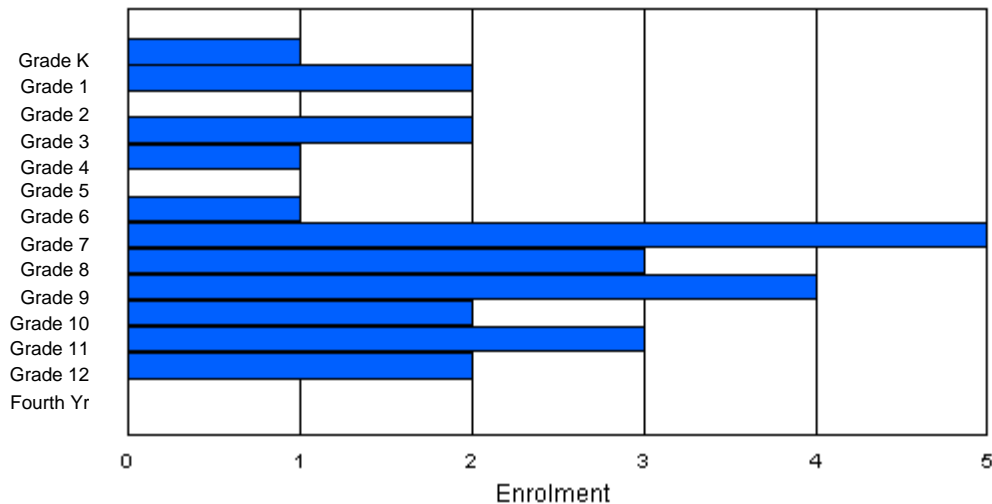
Enrolment By Age and Gender

Gender	Age																	Total
	5	6	7	8	9	10	11	12	13	14	15	16	17	18	19	20>		
Male	0	1	0	1	0	0	0	1	0	2	2	3	1	0	0	0	11	
Female	1	1	0	1	1	0	1	4	3	1	0	1	1	0	0	0	15	
Total	1	2	0	2	1	0	1	5	3	3	2	4	2	0	0	0	26	

Enrolment By Grade and Gender

Gender	Grade															Total
	K	1	2	3	4	5	6	7	8	9	10	11	12	4th		
Male	0	1	0	1	0	0	0	1	0	3	2	2	1	0	11	
Female	1	1	0	1	1	0	1	4	3	1	0	1	1	0	15	
Total	1	2	0	2	1	0	1	5	3	4	2	3	2	0	26	

Enrolment By Grade
For 405



* Data from the 2009-2010 AGR(Enrolment/Age as of the last day in Sept./Dec.)

** Newfoundland Statistics Classification System

*** May include itinerant teachers

District 3 - Nova Centra

#406 - Fitzgerald Academy, English Harbour West

Classification: Rural
Offers Distance Education: Yes

Grades: K-12 Number of Grades: 13

[School FTE PTR : 9.8](#)
[District FTE PTR : 11.6](#)
[Provincial FTE PTR : 12.1](#)

[FTE Teachers](#) *** : 19.5

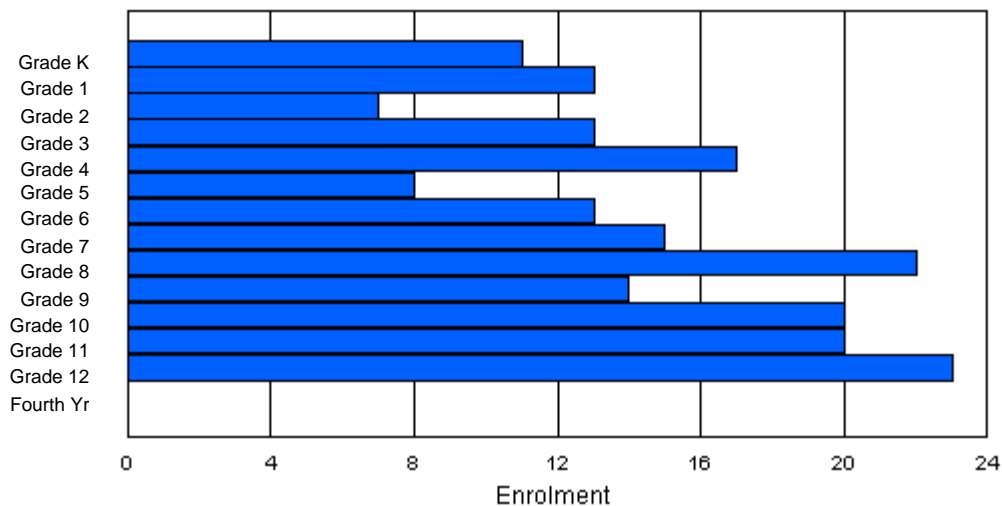
Enrolment By Age and Gender

Gender	Age																	Total
	5	6	7	8	9	10	11	12	13	14	15	16	17	18	19	20>		
Male	8	4	4	10	10	6	8	6	11	8	13	8	11	3	0	0	110	
Female	3	9	3	3	5	3	6	7	11	6	6	7	16	1	0	0	86	
Total	11	13	7	13	15	9	14	13	22	14	19	15	27	4	0	0	196	

Enrolment By Grade and Gender

Gender	Grade															Total
	K	1	2	3	4	5	6	7	8	9	10	11	12	4th		
Male	8	4	4	10	12	5	7	8	11	7	14	11	9	0	110	
Female	3	9	3	3	5	3	6	7	11	7	6	9	14	0	86	
Total	11	13	7	13	17	8	13	15	22	14	20	20	23	0	196	

Enrolment By Grade
For 406



* Data from the 2009-2010 AGR(Enrolment/Age as of the last day in Sept./Dec.)

** Newfoundland Statistics Classification System

*** May include itinerant teachers

District 3 - Nova Centre

#407 - Bay d'Espoir Academy, Milltown

Classification: Rural
Offers Distance Education: No

Grades: K-12

Number of Grades: 13

[School FTE PTR : 13.9](#)

[District FTE PTR : 11.6](#)

[Provincial FTE PTR : 12.1](#)

[FTE Teachers](#) *** : 19.5

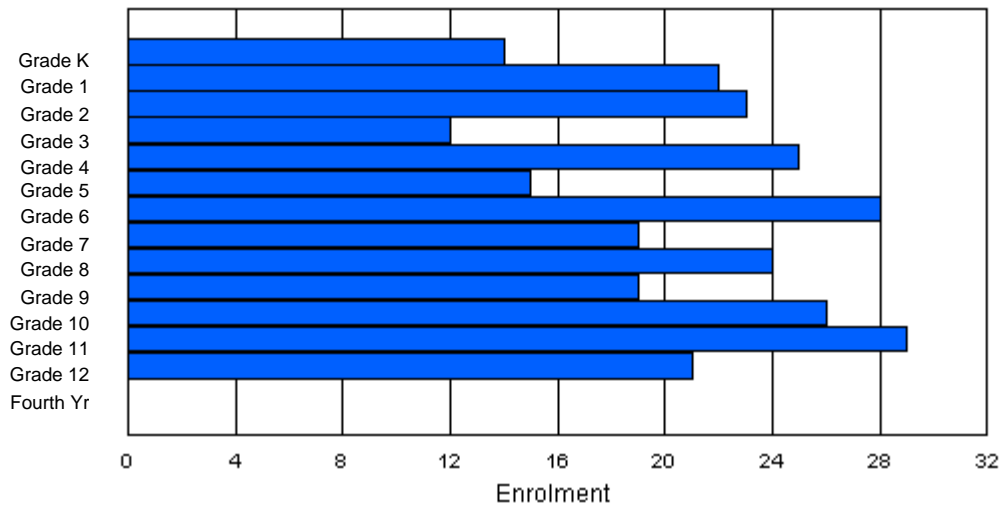
Enrolment By Age and Gender

Gender	Age																Total
	5	6	7	8	9	10	11	12	13	14	15	16	17	18	19	20>	
Male	4	14	14	7	11	6	13	10	13	11	15	11	12	0	0	0	141
Female	10	8	9	5	14	9	15	10	9	9	12	17	9	0	0	0	136
Total	14	22	23	12	25	15	28	20	22	20	27	28	21	0	0	0	277

Enrolment By Grade and Gender

Gender	Grade														Total
	K	1	2	3	4	5	6	7	8	9	10	11	12	4th	
Male	4	14	14	7	11	6	13	10	13	11	14	12	12	0	141
Female	10	8	9	5	14	9	15	9	11	8	12	17	9	0	136
Total	14	22	23	12	25	15	28	19	24	19	26	29	21	0	277

Enrolment By Grade
For 407



* Data from the 2009-2010 AGR(Enrolment/Age as of the last day in Sept./Dec.)

** Newfoundland Statistics Classification System

*** May include itinerant teachers

District 3 - Nova Centre

#409 - Indian River Academy, Springdale

Classification: Rural
Offers Distance Education: No

Grades: K-6 Number of Grades: 7

[School FTE PTR : 12.7](#)
[District FTE PTR : 11.6](#)
[Provincial FTE PTR : 12.1](#)

[FTE Teachers](#) *** : 19.3

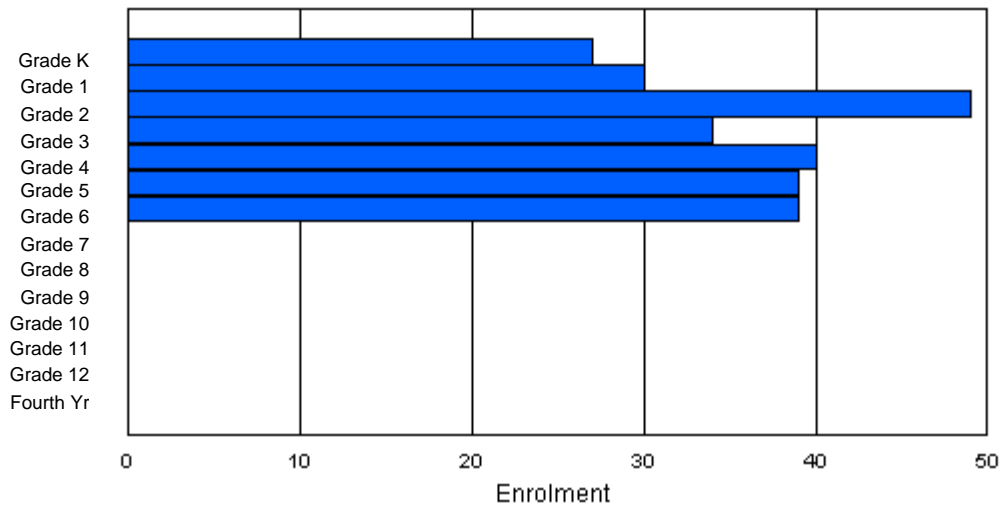
Enrolment By Age and Gender

Gender	Age																Total
	5	6	7	8	9	10	11	12	13	14	15	16	17	18	19	20>	
Male	12	10	20	19	16	26	22	0	0	0	0	0	0	0	0	0	125
Female	15	20	29	14	25	11	18	1	0	0	0	0	0	0	0	0	133
Total	27	30	49	33	41	37	40	1	0	0	0	0	0	0	0	0	258

Enrolment By Grade and Gender

Gender	Grade														Total
	K	1	2	3	4	5	6	7	8	9	10	11	12	4th	
Male	12	10	20	20	15	28	20	0	0	0	0	0	0	0	125
Female	15	20	29	14	25	11	19	0	0	0	0	0	0	0	133
Total	27	30	49	34	40	39	39	0	0	0	0	0	0	0	258

Enrolment By Grade
For 409



* Data from the 2009-2010 AGR(Enrolment/Age as of the last day in Sept./Dec.)

** Newfoundland Statistics Classification System

*** May include itinerant teachers

District 3 - Nova Centra

#413 - Holy Cross School Complex, Eastport

Classification: Rural
Offers Distance Education: Yes

Grades: K-12

Number of Grades: 13

[School FTE PTR : 7.7](#)

[District FTE PTR : 11.6](#)

[Provincial FTE PTR : 12.1](#)

[FTE Teachers](#) *** : 13.5

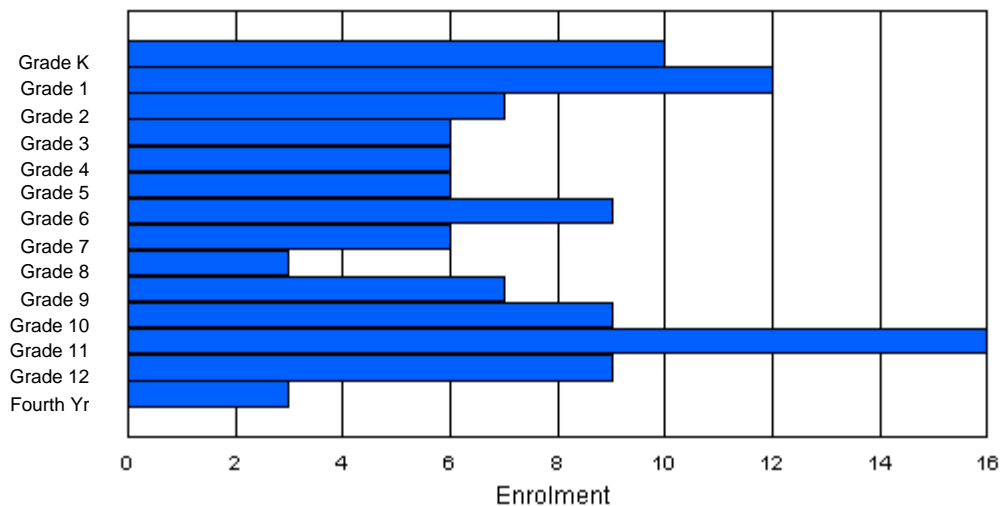
Enrolment By Age and Gender

Gender	Age																Total
	5	6	7	8	9	10	11	12	13	14	15	16	17	18	19	20>	
Male	3	7	4	2	3	2	3	2	3	3	4	9	2	0	0	0	47
Female	7	5	3	4	3	4	5	5	0	4	5	7	7	2	1	0	62
Total	10	12	7	6	6	6	8	7	3	7	9	16	9	2	1	0	109

Enrolment By Grade and Gender

Gender	Grade														Total
	K	1	2	3	4	5	6	7	8	9	10	11	12	4th	
Male	3	7	4	2	3	2	3	2	3	3	4	10	1	0	47
Female	7	5	3	4	3	4	6	4	0	4	5	6	8	3	62
Total	10	12	7	6	6	6	9	6	3	7	9	16	9	3	109

Enrolment By Grade
For 413



* Data from the 2009-2010 AGR(Enrolment/Age as of the last day in Sept./Dec.)

** Newfoundland Statistics Classification System

*** May include itinerant teachers

District 3 - Nova Centra

#414 - Fogo Island Central Academy, Fogo Island

Classification: Rural
Offers Distance Education: Yes

Grades: K-12 Number of Grades: 13

[School FTE PTR : 12.7](#)
[District FTE PTR : 11.6](#)
[Provincial FTE PTR : 12.1](#)

[FTE Teachers](#) *** : 21.0

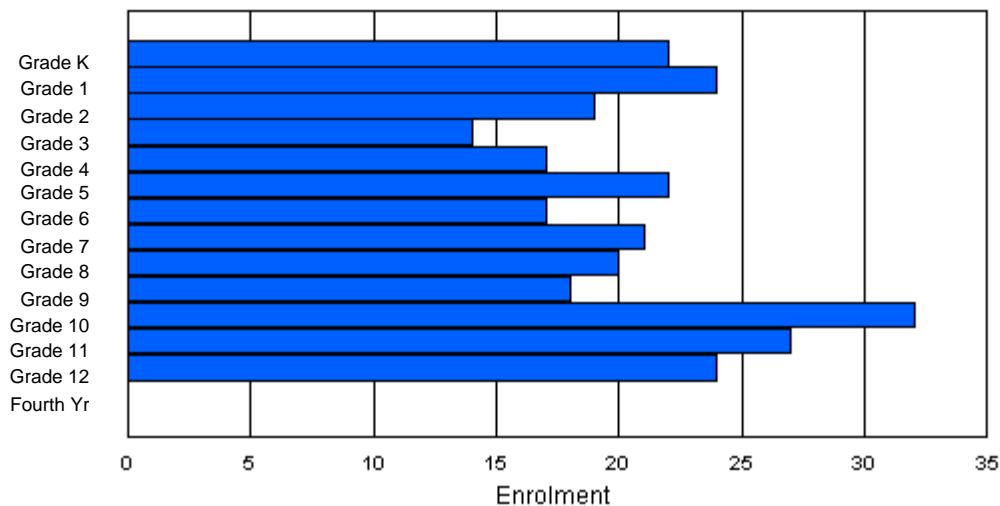
Enrolment By Age and Gender

Gender	Age																	Total
	5	6	7	8	9	10	11	12	13	14	15	16	17	18	19	20>		
Male	12	13	11	7	10	11	8	9	9	10	19	14	12	4	0	0	149	
Female	10	11	8	7	7	10	10	11	11	8	13	13	9	0	0	0	128	
Total	22	24	19	14	17	21	18	20	20	18	32	27	21	4	0	0	277	

Enrolment By Grade and Gender

Gender	Grade														Total
	K	1	2	3	4	5	6	7	8	9	10	11	12	4th	
Male	12	13	11	7	10	11	8	10	9	10	19	14	15	0	149
Female	10	11	8	7	7	11	9	11	11	8	13	13	9	0	128
Total	22	24	19	14	17	22	17	21	20	18	32	27	24	0	277

Enrolment By Grade
For 414



* Data from the 2009-2010 AGR(Enrolment/Age as of the last day in Sept./Dec.)

** Newfoundland Statistics Classification System

*** May include itinerant teachers

District 3 - Nova Centre

#416 - Smallwood Academy, Gambo

Classification: Rural
Offers Distance Education: Yes

Grades: K-12

Number of Grades: 13

[School FTE PTR : 11.2](#)

[District FTE PTR : 11.6](#)

[Provincial FTE PTR : 12.1](#)

[FTE Teachers](#) *** : 26.0

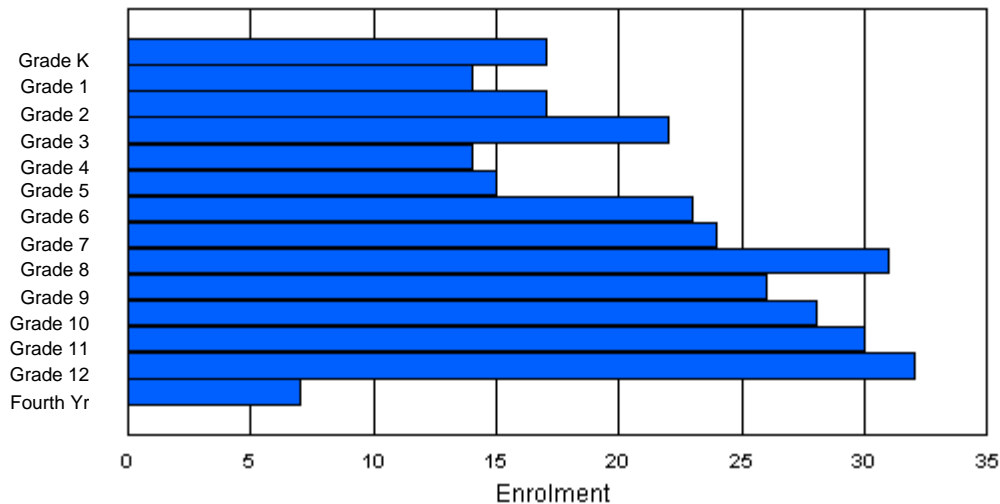
Enrolment By Age and Gender

Gender	Age																	Total
	5	6	7	8	9	10	11	12	13	14	15	16	17	18	19	20>		
Male	11	10	12	9	8	5	12	10	9	14	14	11	13	4	1	0	143	
Female	5	4	6	13	5	11	11	14	19	13	11	21	18	5	0	1	157	
Total	16	14	18	22	13	16	23	24	28	27	25	32	31	9	1	1	300	

Enrolment By Grade and Gender

Gender	Grade															Total
	K	1	2	3	4	5	6	7	8	9	10	11	12	4th		
Male	12	10	11	9	8	5	12	10	11	14	14	12	12	3	143	
Female	5	4	6	13	6	10	11	14	20	12	14	18	20	4	157	
Total	17	14	17	22	14	15	23	24	31	26	28	30	32	7	300	

Enrolment By Grade
For 416



* Data from the 2009-2010 AGR(Enrolment/Age as of the last day in Sept./Dec.)

** Newfoundland Statistics Classification System

*** May include itinerant teachers

District 3 - Nova Centre

#417 - Gander Academy, Gander

Classification: Urban
Offers Distance Education: No

Grades: K-6 Number of Grades: 7

[School FTE PTR : 14.3](#)
[District FTE PTR : 11.6](#)
[Provincial FTE PTR : 12.1](#)

[FTE Teachers](#) *** : 60.0

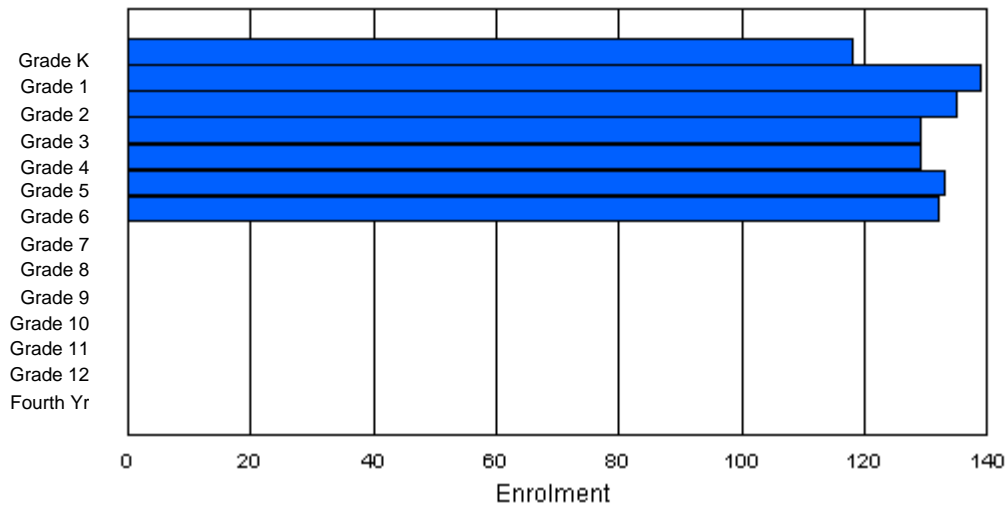
Enrolment By Age and Gender

Gender	Age																Total
	5	6	7	8	9	10	11	12	13	14	15	16	17	18	19	20>	
Male	72	68	71	81	66	61	72	0	0	0	0	0	0	0	0	0	491
Female	47	70	63	49	62	73	58	2	0	0	0	0	0	0	0	0	424
Total	119	138	134	130	128	134	130	2	0	0	0	0	0	0	0	0	915

Enrolment By Grade and Gender

Gender	Grade														Total
	K	1	2	3	4	5	6	7	8	9	10	11	12	4th	
Male	71	69	72	80	67	61	71	0	0	0	0	0	0	0	491
Female	47	70	63	49	62	72	61	0	0	0	0	0	0	0	424
Total	118	139	135	129	129	133	132	0	0	0	0	0	0	0	915

Enrolment By Grade
For 417



* Data from the 2009-2010 AGR(Enrolment/Age as of the last day in Sept./Dec.)

** Newfoundland Statistics Classification System

*** May include itinerant teachers

District 3 - Nova Centre

#418 - Gander Collegiate, Gander

Classification: Urban
Offers Distance Education: Yes

Grades: 10-12 Number of Grades: 3

[School FTE PTR : 14.4](#)
[District FTE PTR : 11.6](#)
[Provincial FTE PTR : 12.1](#)

[FTE Teachers](#) *** : 24.8

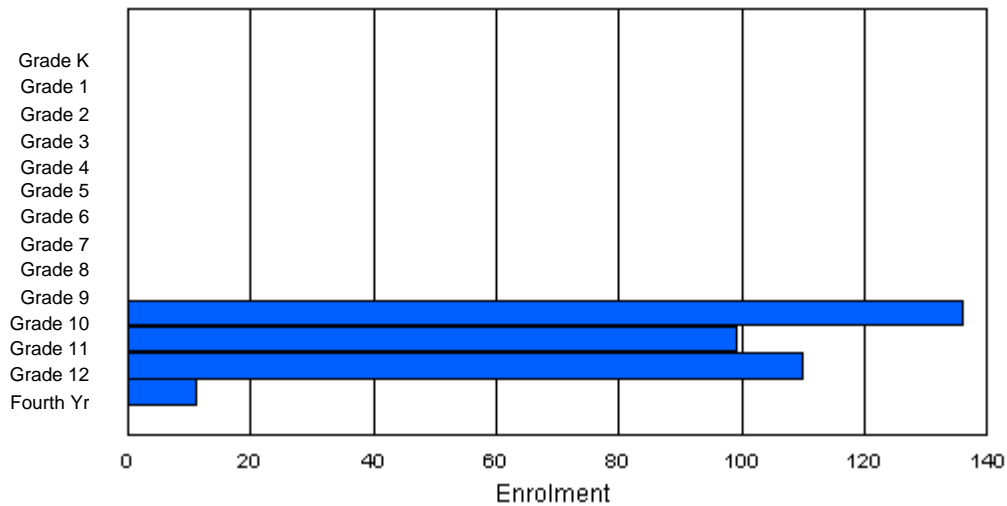
Enrolment By Age and Gender

Gender	Age																	Total
	5	6	7	8	9	10	11	12	13	14	15	16	17	18	19	20>		
Male	0	0	0	0	0	0	0	0	0	0	64	46	57	13	1	0	181	
Female	0	0	0	0	0	0	0	0	0	2	53	64	49	6	0	1	175	
Total	0	0	0	0	0	0	0	0	0	2	117	110	106	19	1	1	356	

Enrolment By Grade and Gender

Gender	Grade															Total
	K	1	2	3	4	5	6	7	8	9	10	11	12	4th		
Male	0	0	0	0	0	0	0	0	0	0	71	41	63	6	181	
Female	0	0	0	0	0	0	0	0	0	0	65	58	47	5	175	
Total	0	0	0	0	0	0	0	0	0	0	136	99	110	11	356	

Enrolment By Grade
For 418



* Data from the 2009-2010 AGR(Enrolment/Age as of the last day in Sept./Dec.)

** Newfoundland Statistics Classification System

*** May include itinerant teachers

District 3 - Nova Centre

#420 - St. Paul's Intermediate School, Gander

Classification: Urban
Offers Distance Education: No

Grades: 7-9 Number of Grades: 3

[School FTE PTR : 15.9](#)
[District FTE PTR : 11.6](#)
[Provincial FTE PTR : 12.1](#)

[FTE Teachers](#) *** : 23.0

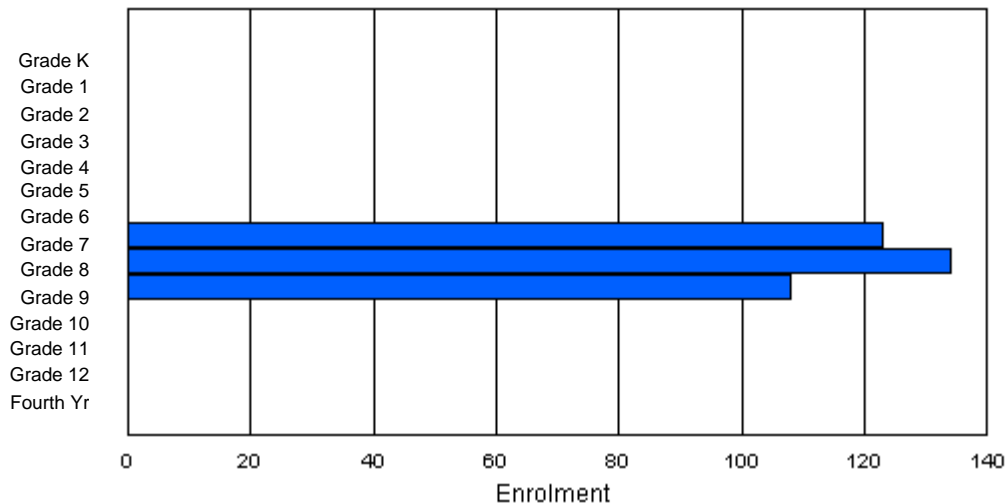
Enrolment By Age and Gender

Gender	Age																Total
	5	6	7	8	9	10	11	12	13	14	15	16	17	18	19	20>	
Male	0	0	0	0	0	0	0	48	66	46	1	0	0	0	0	0	161
Female	0	0	0	0	0	0	1	67	74	61	1	0	0	0	0	0	204
Total	0	0	0	0	0	0	1	115	140	107	2	0	0	0	0	0	365

Enrolment By Grade and Gender

Gender	Grade														Total
	K	1	2	3	4	5	6	7	8	9	10	11	12	4th	
Male	0	0	0	0	0	0	0	51	61	49	0	0	0	0	161
Female	0	0	0	0	0	0	0	72	73	59	0	0	0	0	204
Total	0	0	0	0	0	0	0	123	134	108	0	0	0	0	365

Enrolment By Grade
For 420



* Data from the 2009-2010 AGR(Enrolment/Age as of the last day in Sept./Dec.)

** Newfoundland Statistics Classification System

*** May include itinerant teachers

District 3 - Nova Centre

#421 - Lakewood Academy, Glenwood

Classification: Urban
Offers Distance Education: Yes

Grades: K-12

Number of Grades: 13

[School FTE PTR : 11.2](#)

[District FTE PTR : 11.6](#)

[Provincial FTE PTR : 12.1](#)

[FTE Teachers](#) *** : 18.0

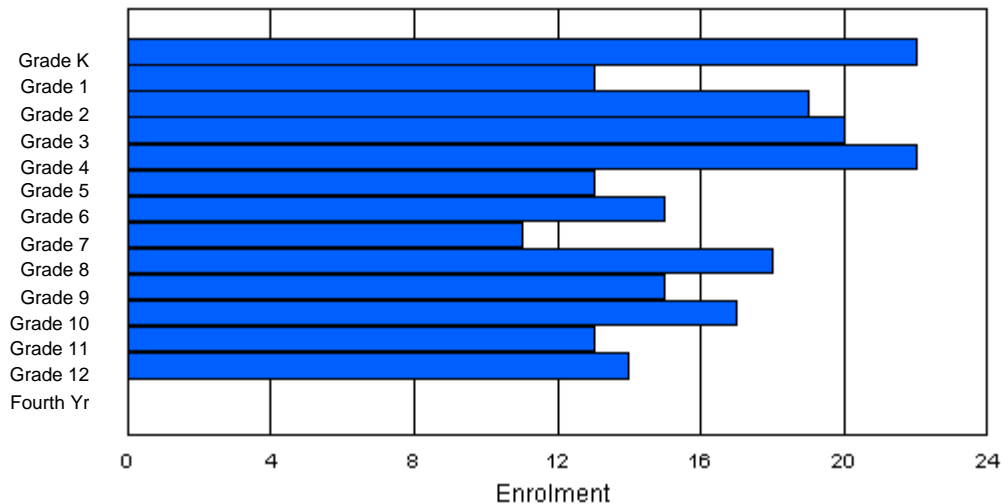
Enrolment By Age and Gender

Gender	Age																	Total
	5	6	7	8	9	10	11	12	13	14	15	16	17	18	19	20>		
Male	11	7	10	7	13	5	9	2	11	7	14	7	10	1	0	0	114	
Female	11	6	9	13	8	9	6	10	6	8	2	6	4	0	0	0	98	
Total	22	13	19	20	21	14	15	12	17	15	16	13	14	1	0	0	212	

Enrolment By Grade and Gender

Gender	Grade															Total
	K	1	2	3	4	5	6	7	8	9	10	11	12	4th		
Male	11	7	10	7	13	5	9	2	11	7	15	7	10	0	114	
Female	11	6	9	13	9	8	6	9	7	8	2	6	4	0	98	
Total	22	13	19	20	22	13	15	11	18	15	17	13	14	0	212	

Enrolment By Grade
For 421



* Data from the 2009-2010 AGR(Enrolment/Age as of the last day in Sept./Dec.)

** Newfoundland Statistics Classification System

*** May include itinerant teachers

District 3 - Nova Centre

#422 - Glovertown Academy, Glovertown

Classification: Rural
Offers Distance Education: Yes

Grades: K-12

Number of Grades: 13

[School FTE PTR : 13.7](#)

[District FTE PTR : 11.6](#)

[Provincial FTE PTR : 12.1](#)

[FTE Teachers](#) *** : 27.0

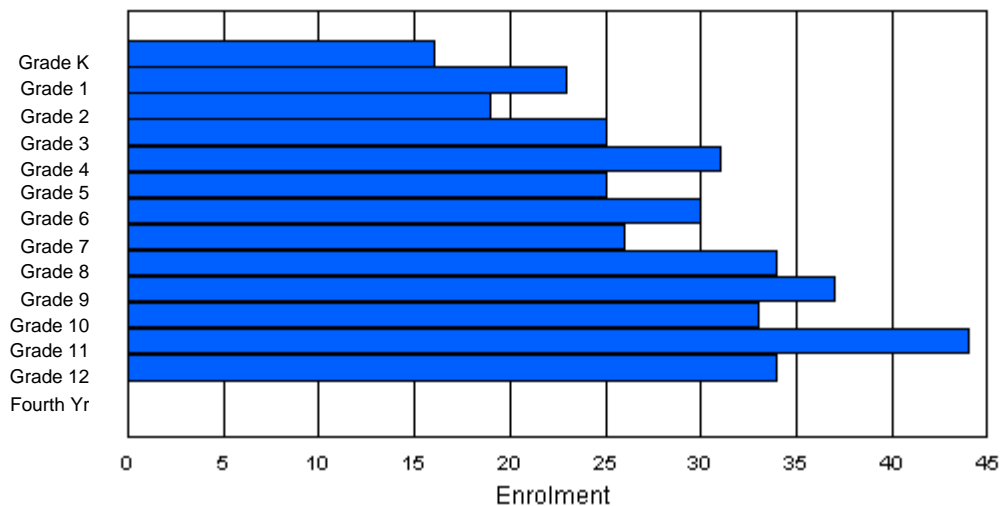
Enrolment By Age and Gender

Gender	Age																Total
	5	6	7	8	9	10	11	12	13	14	15	16	17	18	19	20>	
Male	13	6	12	12	21	9	13	8	17	19	21	18	19	3	1	1	193
Female	3	16	8	13	9	15	19	18	16	17	13	20	17	0	0	0	184
Total	16	22	20	25	30	24	32	26	33	36	34	38	36	3	1	1	377

Enrolment By Grade and Gender

Gender	Grade														Total
	K	1	2	3	4	5	6	7	8	9	10	11	12	4th	
Male	13	7	11	12	22	10	11	9	17	20	21	21	19	0	193
Female	3	16	8	13	9	15	19	17	17	17	12	23	15	0	184
Total	16	23	19	25	31	25	30	26	34	37	33	44	34	0	377

Enrolment By Grade
For 422



* Data from the 2009-2010 AGR(Enrolment/Age as of the last day in Sept./Dec.)

** Newfoundland Statistics Classification System

*** May include itinerant teachers

District 3 - Nova Centre

#426 - Hillview Academy, Norris Arm

Classification: Rural
Offers Distance Education: No

Grades: K-9 Number of Grades: 10

[School FTE PTR : 8.2](#)
[District FTE PTR : 11.6](#)
[Provincial FTE PTR : 12.1](#)

[FTE Teachers](#) *** : 12.5

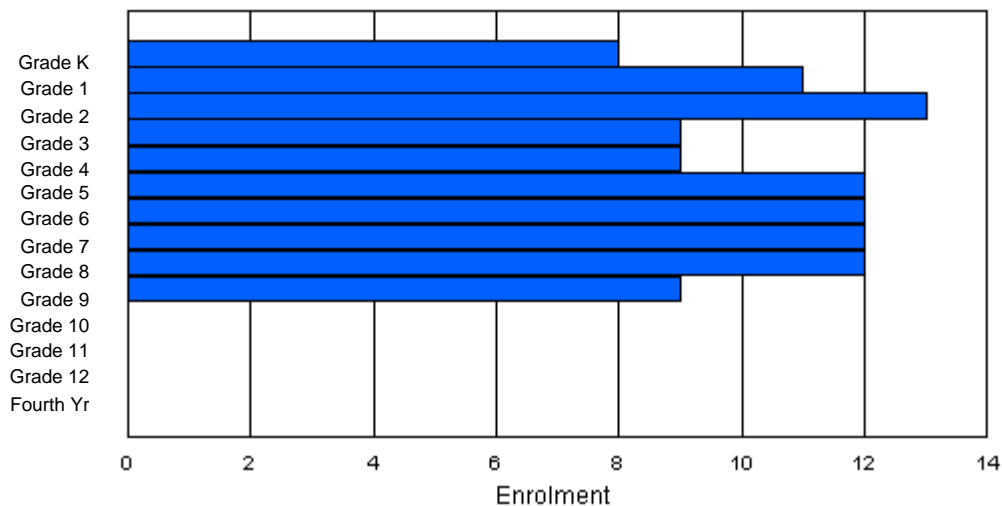
Enrolment By Age and Gender

Gender	Age																Total
	5	6	7	8	9	10	11	12	13	14	15	16	17	18	19	20>	
Male	4	5	8	4	6	4	7	5	4	7	0	0	0	0	0	0	54
Female	4	6	3	7	3	8	5	7	8	2	0	0	0	0	0	0	53
Total	8	11	11	11	9	12	12	12	12	9	0	0	0	0	0	0	107

Enrolment By Grade and Gender

Gender	Grade														Total
	K	1	2	3	4	5	6	7	8	9	10	11	12	4th	
Male	4	5	10	2	6	4	7	5	4	7	0	0	0	0	54
Female	4	6	3	7	3	8	5	7	8	2	0	0	0	0	53
Total	8	11	13	9	9	12	12	12	12	9	0	0	0	0	107

Enrolment By Grade
For 426



* Data from the 2009-2010 AGR(Enrolment/Age as of the last day in Sept./Dec.)

** Newfoundland Statistics Classification System

*** May include itinerant teachers

District 3 - Nova Centre

#478 - New World Island Academy, Summerford

Classification: Rural
Offers Distance Education: Yes

Grades: K-12 Number of Grades: 13

[School FTE PTR : 12.2](#)
[District FTE PTR : 11.6](#)
[Provincial FTE PTR : 12.1](#)

[FTE Teachers](#) *** : 35.0

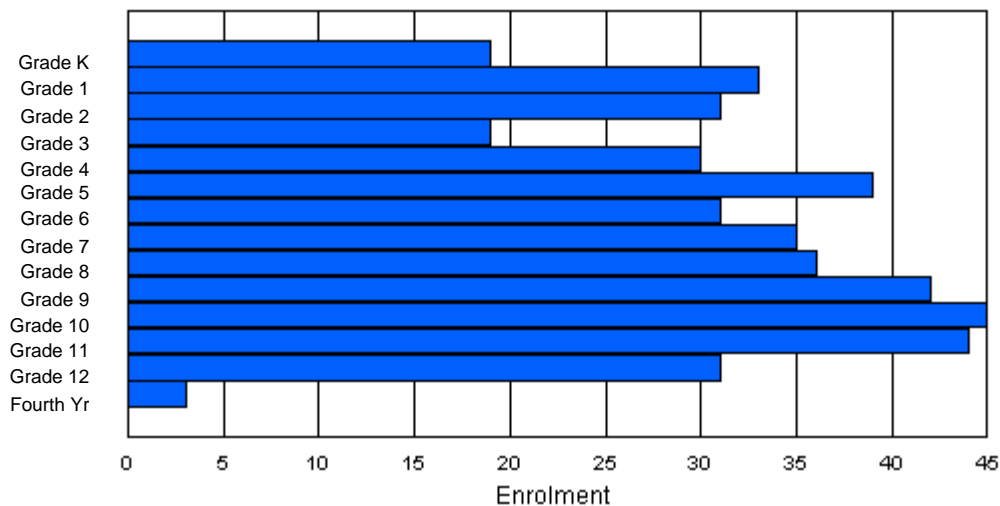
Enrolment By Age and Gender

Gender	Age																Total
	5	6	7	8	9	10	11	12	13	14	15	16	17	18	19	20>	
Male	7	14	14	9	18	22	16	21	18	24	25	17	17	3	2	1	228
Female	12	19	17	10	12	16	16	14	17	19	20	23	14	0	0	1	210
Total	19	33	31	19	30	38	32	35	35	43	45	40	31	3	2	2	438

Enrolment By Grade and Gender

Gender	Grade														Total
	K	1	2	3	4	5	6	7	8	9	10	11	12	4th	
Male	7	14	14	9	18	22	16	21	18	24	25	21	17	2	228
Female	12	19	17	10	12	17	15	14	18	18	20	23	14	1	210
Total	19	33	31	19	30	39	31	35	36	42	45	44	31	3	438

Enrolment By Grade
For 478



* Data from the 2009-2010 AGR(Enrolment/Age as of the last day in Sept./Dec.)

** Newfoundland Statistics Classification System

*** May include itinerant teachers

District 3 - Nova Centre

#480 - Exploits Valley High, Grand Falls-Windsor

Classification: Urban
Offers Distance Education: Yes

Grades: 10-12 Number of Grades: 3

[School FTE PTR : 14.5](#)
[District FTE PTR : 11.6](#)
[Provincial FTE PTR : 12.1](#)

[FTE Teachers](#) *** : 33.5

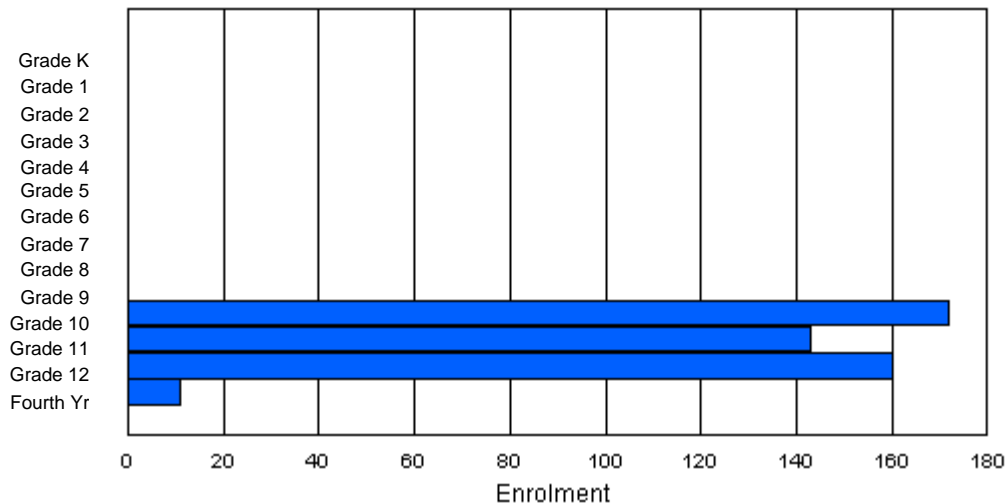
Enrolment By Age and Gender

Gender	Age																	Total
	5	6	7	8	9	10	11	12	13	14	15	16	17	18	19	20>		
Male	0	0	0	0	0	0	0	0	0	0	75	72	76	9	3	1	236	
Female	0	0	0	0	0	0	0	0	0	0	88	67	83	5	5	2	250	
Total	0	0	0	0	0	0	0	0	0	0	163	139	159	14	8	3	486	

Enrolment By Grade and Gender

Gender	Grade														Total
	K	1	2	3	4	5	6	7	8	9	10	11	12	4th	
Male	0	0	0	0	0	0	0	0	0	0	78	76	77	5	236
Female	0	0	0	0	0	0	0	0	0	0	94	67	83	6	250
Total	0	0	0	0	0	0	0	0	0	0	172	143	160	11	486

Enrolment By Grade
For 480



* Data from the 2009-2010 AGR(Enrolment/Age as of the last day in Sept./Dec.)

** Newfoundland Statistics Classification System

*** May include itinerant teachers

District 3 - Nova Centre

#481 - Exploits Valley Intermediate, Grand Falls-Windsor

Classification: Urban
Offers Distance Education: No

Grades: 7-9 Number of Grades: 3

[School FTE PTR : 14.9](#)
[District FTE PTR : 11.6](#)
[Provincial FTE PTR : 12.1](#)

[FTE Teachers](#) *** : 30.0

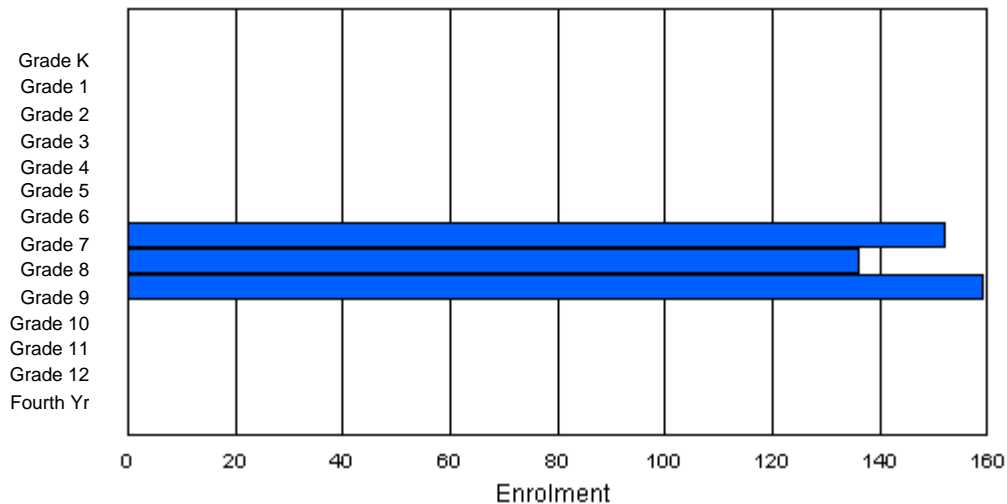
Enrolment By Age and Gender

Gender	Age																Total
	5	6	7	8	9	10	11	12	13	14	15	16	17	18	19	20>	
Male	0	0	0	0	0	0	0	71	72	80	4	0	0	0	0	0	227
Female	0	0	0	0	0	0	1	73	67	74	3	1	0	0	1	0	220
Total	0	0	0	0	0	0	1	144	139	154	7	1	0	0	1	0	447

Enrolment By Grade and Gender

Gender	Grade														Total
	K	1	2	3	4	5	6	7	8	9	10	11	12	4th	
Male	0	0	0	0	0	0	0	75	69	83	0	0	0	0	227
Female	0	0	0	0	0	0	0	77	67	76	0	0	0	0	220
Total	0	0	0	0	0	0	0	152	136	159	0	0	0	0	447

Enrolment By Grade
For 481



* Data from the 2009-2010 AGR(Enrolment/Age as of the last day in Sept./Dec.)

** Newfoundland Statistics Classification System

*** May include itinerant teachers

District 3 - Nova Centra

#486 - Lewisporte Intermediate, Lewisporte

Classification: Rural
Offers Distance Education: No

Grades: 7-9 Number of Grades: 3

[School FTE PTR : 16.4](#)
[District FTE PTR : 11.6](#)
[Provincial FTE PTR : 12.1](#)

[FTE Teachers](#) *** : 10.0

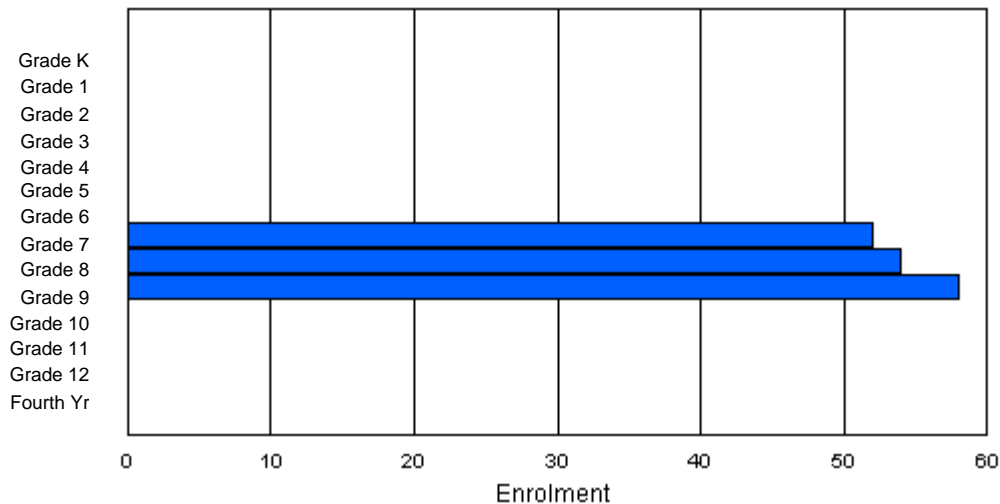
Enrolment By Age and Gender

Gender	Age																Total
	5	6	7	8	9	10	11	12	13	14	15	16	17	18	19	20>	
Male	0	0	0	0	0	0	0	31	23	29	1	0	0	0	0	0	84
Female	0	0	0	0	0	0	0	20	31	28	1	0	0	0	0	0	80
Total	0	0	0	0	0	0	0	51	54	57	2	0	0	0	0	0	164

Enrolment By Grade and Gender

Gender	Grade														Total
	K	1	2	3	4	5	6	7	8	9	10	11	12	4th	
Male	0	0	0	0	0	0	0	32	22	30	0	0	0	0	84
Female	0	0	0	0	0	0	0	20	32	28	0	0	0	0	80
Total	0	0	0	0	0	0	0	52	54	58	0	0	0	0	164

Enrolment By Grade
For 486



* Data from the 2009-2010 AGR(Enrolment/Age as of the last day in Sept./Dec.)

** Newfoundland Statistics Classification System

*** May include itinerant teachers

District 4 - Easter

#209 - Pearce Junior High School, Salt Pond

Classification: Rural
Offers Distance Education: No

Grades: 8-9 Number of Grades: 2

[School FTE PTR : 13.9](#)
[District FTE PTR : 12.7](#)
[Provincial FTE PTR : 12.1](#)

[FTE Teachers](#) *** : 18.5

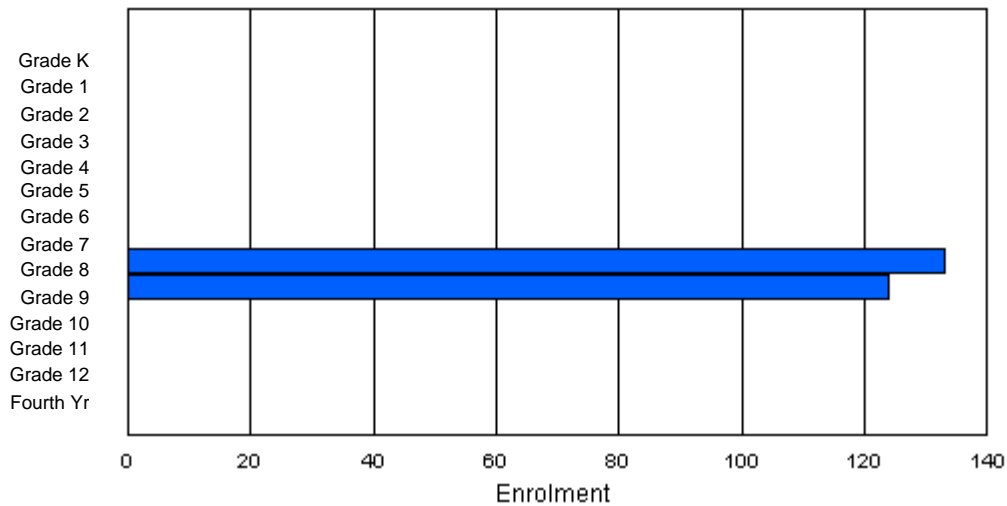
Enrolment By Age and Gender

Gender	Age																Total
	5	6	7	8	9	10	11	12	13	14	15	16	17	18	19	20>	
Male	0	0	0	0	0	0	0	1	71	51	3	0	0	0	0	0	126
Female	0	0	0	0	0	0	0	0	59	70	2	0	0	0	0	0	131
Total	0	0	0	0	0	0	0	1	130	121	5	0	0	0	0	0	257

Enrolment By Grade and Gender

Gender	Grade														Total
	K	1	2	3	4	5	6	7	8	9	10	11	12	4th	
Male	0	0	0	0	0	0	0	0	73	53	0	0	0	0	126
Female	0	0	0	0	0	0	0	0	60	71	0	0	0	0	131
Total	0	0	0	0	0	0	0	0	133	124	0	0	0	0	257

Enrolment By Grade
For 209



* Data from the 2009-2010 AGR(Enrolment/Age as of the last day in Sept./Dec.)

** Newfoundland Statistics Classification System

*** May include itinerant teachers

District 4 - Easter

#213 - Lake Academy, Fortune

Classification: Rural
Offers Distance Education: No

Grades: K-7 Number of Grades: 8

[School FTE PTR : 13.3](#)
[District FTE PTR : 12.7](#)
[Provincial FTE PTR : 12.1](#)

[FTE Teachers](#) *** : 20.5

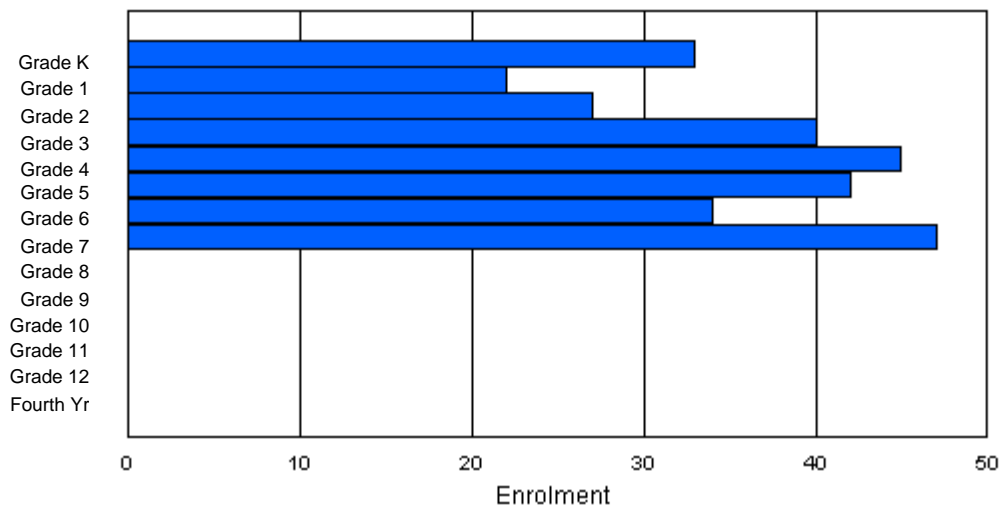
Enrolment By Age and Gender

Gender	Age																Total
	5	6	7	8	9	10	11	12	13	14	15	16	17	18	19	20>	
Male	9	7	16	17	27	17	18	20	2	0	0	0	0	0	0	0	133
Female	24	15	11	23	16	24	18	25	1	0	0	0	0	0	0	0	157
Total	33	22	27	40	43	41	36	45	3	0	0	0	0	0	0	0	290

Enrolment By Grade and Gender

Gender	Grade														Total
	K	1	2	3	4	5	6	7	8	9	10	11	12	4th	
Male	9	7	16	17	29	17	16	22	0	0	0	0	0	0	133
Female	24	15	11	23	16	25	18	25	0	0	0	0	0	0	157
Total	33	22	27	40	45	42	34	47	0	0	0	0	0	0	290

Enrolment By Grade
For 213



* Data from the 2009-2010 AGR(Enrolment/Age as of the last day in Sept./Dec.)

** Newfoundland Statistics Classification System

*** May include itinerant teachers

District 4 - Easter

#214 - John Burke High School, Grand Bank

Classification: Rural
Offers Distance Education: Yes

Grades: 8-12

Number of Grades: 5

[School FTE PTR : 13.8](#)

[District FTE PTR : 12.7](#)

[Provincial FTE PTR : 12.1](#)

[FTE Teachers](#) *** : 14.5

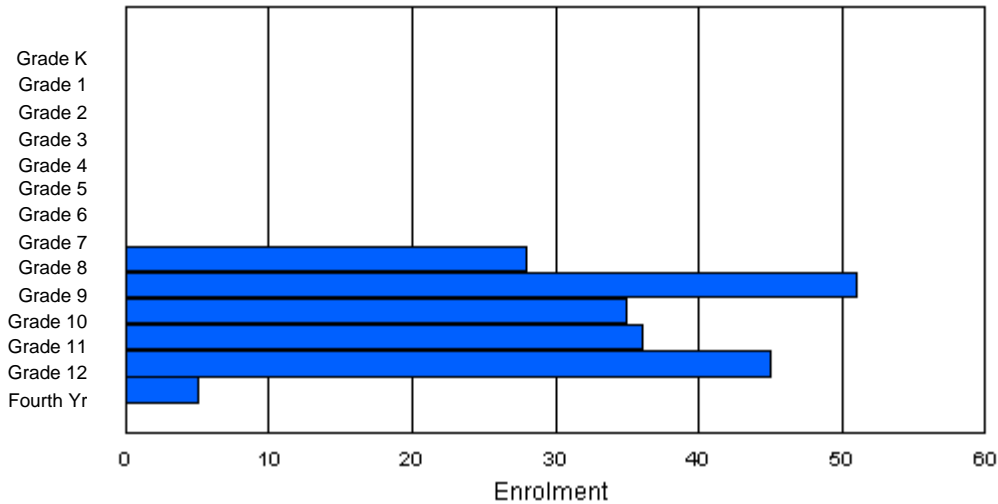
Enrolment By Age and Gender

Gender	Age																	Total
	5	6	7	8	9	10	11	12	13	14	15	16	17	18	19	20>		
Male	0	0	0	0	0	0	0	0	8	28	19	20	24	5	1	0	105	
Female	0	0	0	0	0	0	0	0	15	23	16	13	21	5	2	0	95	
Total	0	0	0	0	0	0	0	0	23	51	35	33	45	10	3	0	200	

Enrolment By Grade and Gender

Gender	Grade															Total
	K	1	2	3	4	5	6	7	8	9	10	11	12	4th		
Male	0	0	0	0	0	0	0	0	12	28	18	23	23	1	105	
Female	0	0	0	0	0	0	0	0	16	23	17	13	22	4	95	
Total	0	0	0	0	0	0	0	0	28	51	35	36	45	5	200	

Enrolment By Grade
For 214



* Data from the 2009-2010 AGR(Enrolment/Age as of the last day in Sept./Dec.)

** Newfoundland Statistics Classification System

*** May include itinerant teachers

District 4 - Easter

#218 - St. Joseph's Academy, Lamaline

Classification: Rural
Offers Distance Education: Yes

Grades: K-12

Number of Grades: 13

[School FTE PTR : 7.6](#)

[District FTE PTR : 12.7](#)

[Provincial FTE PTR : 12.1](#)

[FTE Teachers](#) *** : 15.3

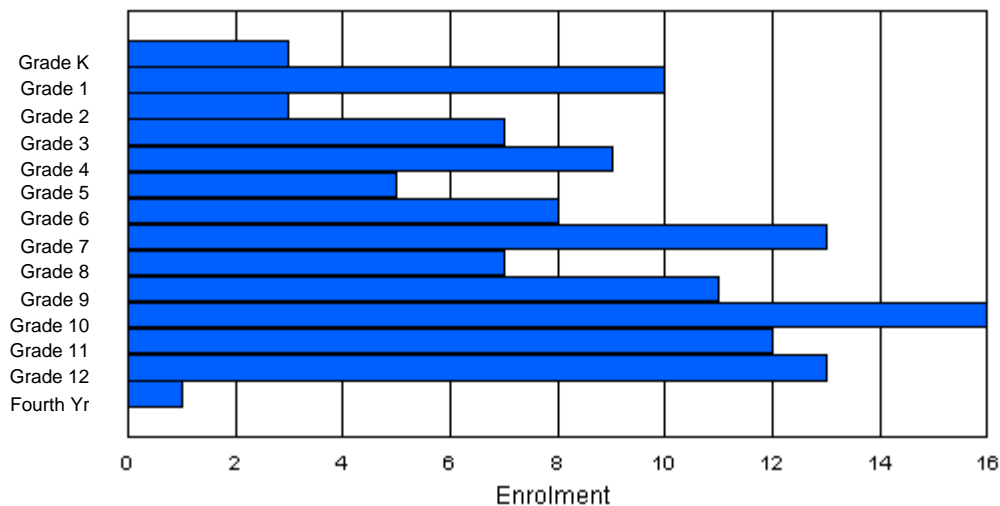
Enrolment By Age and Gender

Gender	Age																	Total
	5	6	7	8	9	10	11	12	13	14	15	16	17	18	19	20>		
Male	1	4	1	4	2	0	2	10	3	5	12	3	5	1	1	0	54	
Female	2	6	2	3	7	3	8	3	4	5	5	5	8	2	0	1	64	
Total	3	10	3	7	9	3	10	13	7	10	17	8	13	3	1	1	118	

Enrolment By Grade and Gender

Gender	K	Grade														Total
		1	2	3	4	5	6	7	8	9	10	11	12	4th		
Male	1	4	1	4	2	1	1	10	3	6	11	4	6	0	54	
Female	2	6	2	3	7	4	7	3	4	5	5	8	7	1	64	
Total	3	10	3	7	9	5	8	13	7	11	16	12	13	1	118	

Enrolment By Grade
For 218



* Data from the 2009-2010 AGR(Enrolment/Age as of the last day in Sept./Dec.)

** Newfoundland Statistics Classification System

*** May include itinerant teachers

District 4 - Easter

#219 - Marystown Central High School, Marystown

Classification: Urban
Offers Distance Education: Yes

Grades: 10-12 Number of Grades: 3

[School FTE PTR : 15.4](#)
[District FTE PTR : 12.7](#)
[Provincial FTE PTR : 12.1](#)

[FTE Teachers](#) *** : 28.8

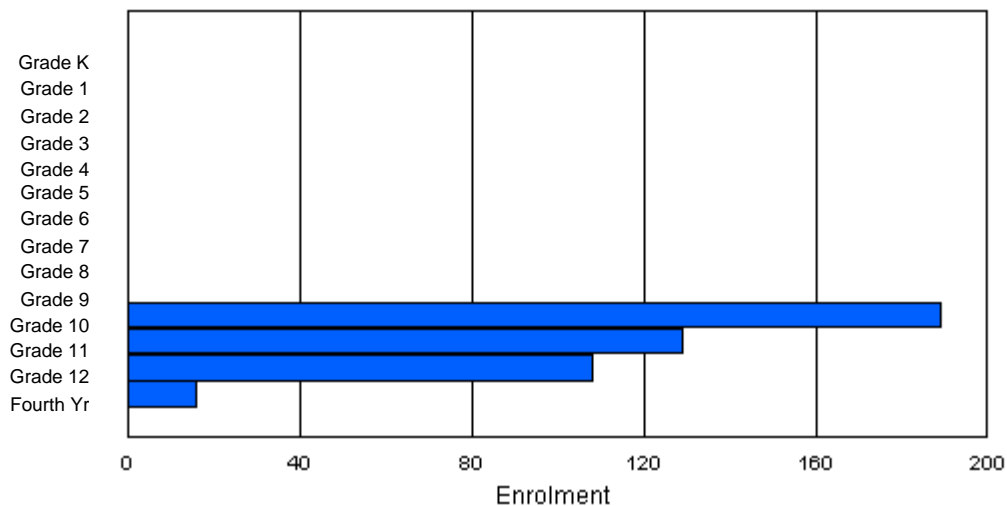
Enrolment By Age and Gender

Gender	Age																	Total
	5	6	7	8	9	10	11	12	13	14	15	16	17	18	19	20>		
Male	0	0	0	0	0	0	0	0	0	1	85	76	62	17	3	2	246	
Female	0	0	0	0	0	0	0	0	0	0	57	59	69	10	1	0	196	
Total	0	0	0	0	0	0	0	0	0	1	142	135	131	27	4	2	442	

Enrolment By Grade and Gender

Gender	Grade														Total
	K	1	2	3	4	5	6	7	8	9	10	11	12	4th	
Male	0	0	0	0	0	0	0	0	0	0	121	66	49	10	246
Female	0	0	0	0	0	0	0	0	0	0	68	63	59	6	196
Total	0	0	0	0	0	0	0	0	0	0	189	129	108	16	442

Enrolment By Grade
For 219



* Data from the 2009-2010 AGR(Enrolment/Age as of the last day in Sept./Dec.)

** Newfoundland Statistics Classification System

*** May include itinerant teachers

District 4 - Easter

#220 - Sacred Heart Academy, Marystown

Classification: Urban
Offers Distance Education: No

Grades: K-7 Number of Grades: 8

[School FTE PTR : 13.4](#)
[District FTE PTR : 12.7](#)
[Provincial FTE PTR : 12.1](#)

[FTE Teachers](#) *** : 38.0

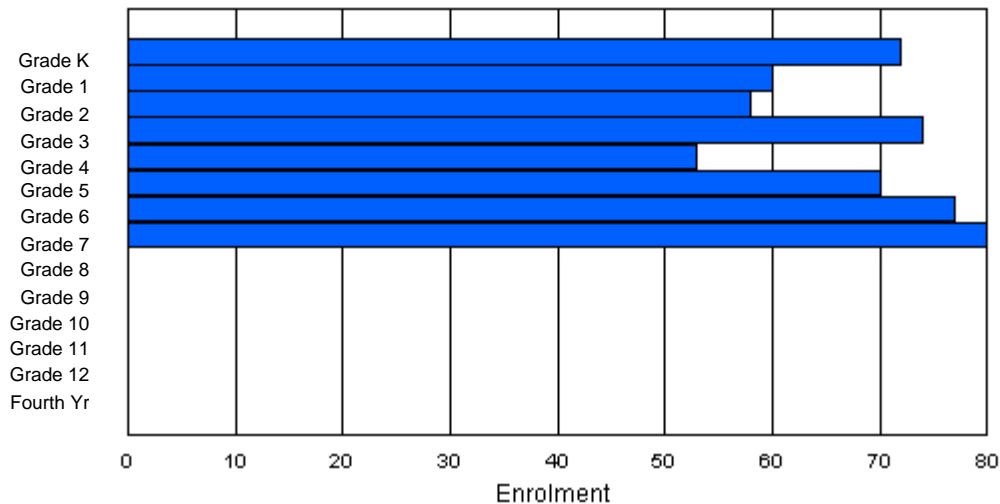
Enrolment By Age and Gender

Gender	Age																Total
	5	6	7	8	9	10	11	12	13	14	15	16	17	18	19	20>	
Male	36	36	20	32	38	37	35	45	3	1	0	0	0	0	0	0	283
Female	35	25	39	39	17	32	43	30	1	0	0	0	0	0	0	0	261
Total	71	61	59	71	55	69	78	75	4	1	0	0	0	0	0	0	544

Enrolment By Grade and Gender

Gender	Grade														Total
	K	1	2	3	4	5	6	7	8	9	10	11	12	4th	
Male	37	35	20	34	36	38	35	48	0	0	0	0	0	0	283
Female	35	25	38	40	17	32	42	32	0	0	0	0	0	0	261
Total	72	60	58	74	53	70	77	80	0	0	0	0	0	0	544

Enrolment By Grade
For 220



* Data from the 2009-2010 AGR(Enrolment/Age as of the last day in Sept./Dec.)

** Newfoundland Statistics Classification System

*** May include itinerant teachers

District 4 - Easter

#223 - Christ the King School, Rushoon

Classification: Rural
Offers Distance Education: Yes

Grades: K-12

Number of Grades: 13

[School FTE PTR : 7.0](#)

[District FTE PTR : 12.7](#)

[Provincial FTE PTR : 12.1](#)

[FTE Teachers](#) *** : 17.3

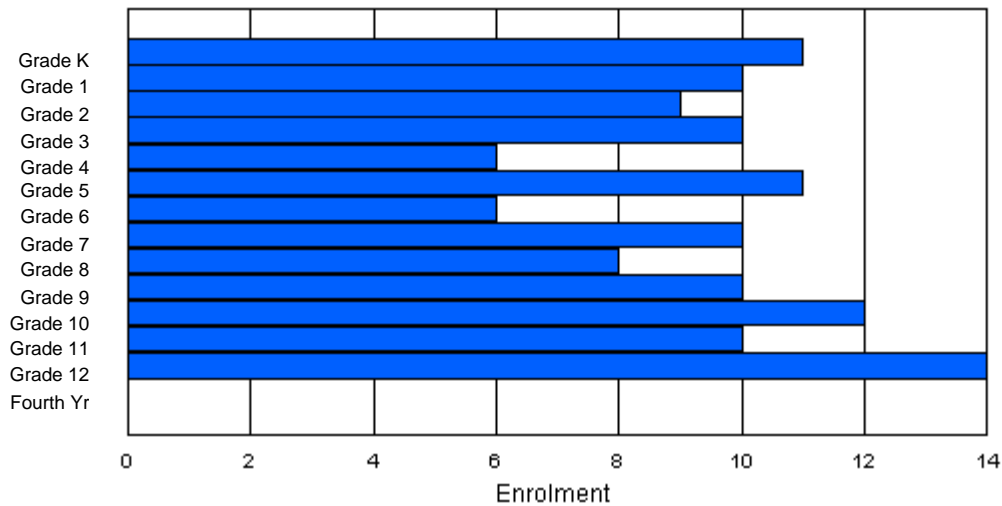
Enrolment By Age and Gender

Gender	Age																	Total
	5	6	7	8	9	10	11	12	13	14	15	16	17	18	19	20>		
Male	7	7	6	3	4	8	3	7	5	2	2	6	10	0	0	0	70	
Female	4	3	3	7	2	3	3	3	3	8	10	3	5	0	0	0	57	
Total	11	10	9	10	6	11	6	10	8	10	12	9	15	0	0	0	127	

Enrolment By Grade and Gender

Gender	Grade															Total
	K	1	2	3	4	5	6	7	8	9	10	11	12	4th		
Male	7	7	6	3	4	8	3	7	5	2	2	7	9	0	70	
Female	4	3	3	7	2	3	3	3	3	8	10	3	5	0	57	
Total	11	10	9	10	6	11	6	10	8	10	12	10	14	0	127	

Enrolment By Grade
For 223



* Data from the 2009-2010 AGR(Enrolment/Age as of the last day in Sept./Dec.)

** Newfoundland Statistics Classification System

*** May include itinerant teachers

District 4 - Easter

#224 - Donald C. Jamieson Academy, Burin Bay Arm

Classification: Rural
Offers Distance Education: No

Grades: K-7 Number of Grades: 8

[School FTE PTR : 14.2](#)
[District FTE PTR : 12.7](#)
[Provincial FTE PTR : 12.1](#)

[FTE Teachers](#) *** : 27.3

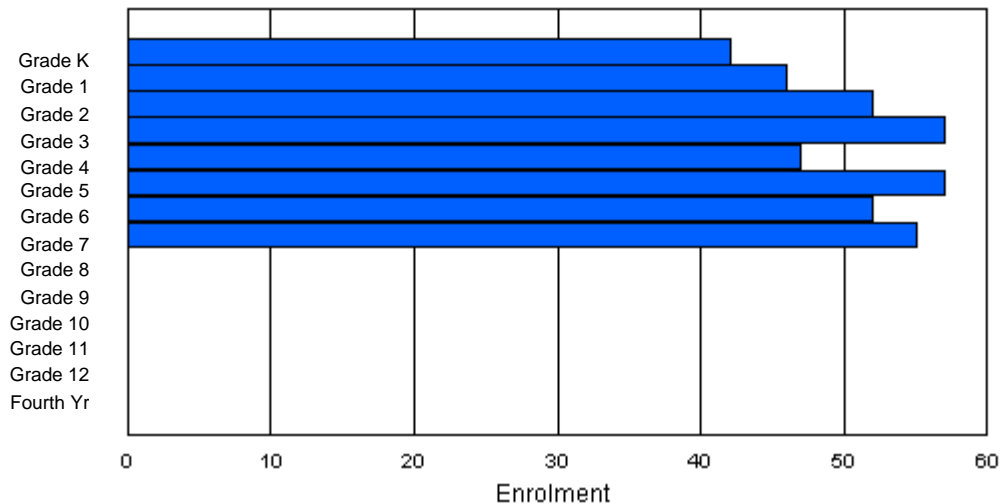
Enrolment By Age and Gender

Gender	Age																Total
	5	6	7	8	9	10	11	12	13	14	15	16	17	18	19	20>	
Male	17	23	30	22	20	31	23	23	1	0	0	0	0	0	0	0	190
Female	24	24	21	36	26	27	30	29	1	0	0	0	0	0	0	0	218
Total	41	47	51	58	46	58	53	52	2	0	0	0	0	0	0	0	408

Enrolment By Grade and Gender

Gender	Grade														Total
	K	1	2	3	4	5	6	7	8	9	10	11	12	4th	
Male	18	22	30	22	21	30	23	24	0	0	0	0	0	0	190
Female	24	24	22	35	26	27	29	31	0	0	0	0	0	0	218
Total	42	46	52	57	47	57	52	55	0	0	0	0	0	0	408

Enrolment By Grade
For 224



* Data from the 2009-2010 AGR(Enrolment/Age as of the last day in Sept./Dec.)

** Newfoundland Statistics Classification System

*** May include itinerant teachers

District 4 - Easter

#225 - St. Anne's School, South East Bight

Classification: Rural
Offers Distance Education: Yes

Grades: K-10 Number of Grades: 11

[School FTE PTR : 4.7](#)
[District FTE PTR : 12.7](#)
[Provincial FTE PTR : 12.1](#)

[FTE Teachers](#) *** : 3.0

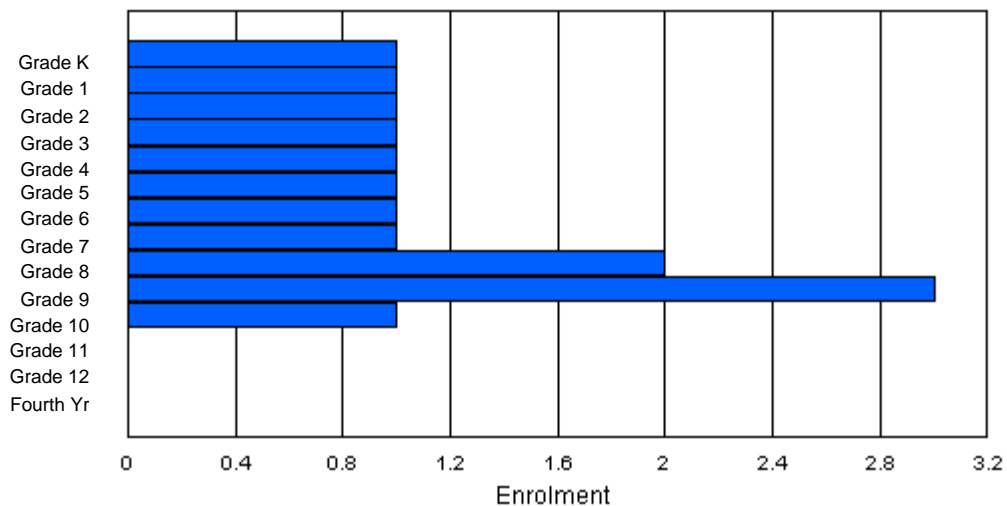
Enrolment By Age and Gender

Gender	Age																	Total
	5	6	7	8	9	10	11	12	13	14	15	16	17	18	19	20>		
Male	1	0	1	0	0	0	1	0	1	2	0	0	0	0	0	0	6	
Female	0	1	0	1	1	1	0	1	1	1	1	0	0	0	0	0	8	
Total	1	1	1	1	1	1	1	1	2	3	1	0	0	0	0	0	14	

Enrolment By Grade and Gender

Gender	K	Grade													Total
		1	2	3	4	5	6	7	8	9	10	11	12	4th	
Male	1	0	1	0	0	0	1	0	1	2	0	0	0	0	6
Female	0	1	0	1	1	1	0	1	1	1	1	0	0	0	8
Total	1	1	1	1	1	1	1	1	2	3	1	0	0	0	14

Enrolment By Grade
For 225



* Data from the 2009-2010 AGR(Enrolment/Age as of the last day in Sept./Dec.)

** Newfoundland Statistics Classification System

*** May include itinerant teachers

District 4 - Easter

#226 - Fortune Bay Academy, St. Bernard's - Jacques Fontaine

Classification: Rural
Offers Distance Education: Yes

Grades: K-12

Number of Grades: 13

[School FTE PTR : 8.1](#)

[District FTE PTR : 12.7](#)

[Provincial FTE PTR : 12.1](#)

[FTE Teachers](#) *** : 17.0

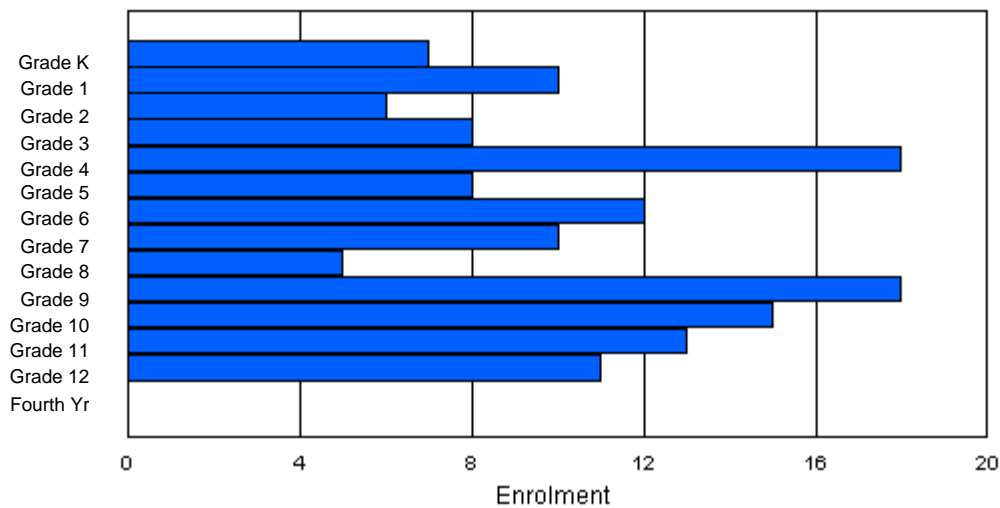
Enrolment By Age and Gender

Gender	Age																	Total
	5	6	7	8	9	10	11	12	13	14	15	16	17	18	19	20>		
Male	0	10	3	3	11	4	5	4	3	9	8	5	6	0	0	0	71	
Female	1	6	3	5	7	4	6	6	1	11	6	6	8	0	0	0	70	
Total	1	16	6	8	18	8	11	10	4	20	14	11	14	0	0	0	141	

Enrolment By Grade and Gender

Gender	K	Grade													4th	Total
		1	2	3	4	5	6	7	8	9	10	11	12			
Male	2	8	3	3	11	4	5	5	3	8	8	5	6	0	71	
Female	5	2	3	5	7	4	7	5	2	10	7	8	5	0	70	
Total	7	10	6	8	18	8	12	10	5	18	15	13	11	0	141	

Enrolment By Grade
For 226



* Data from the 2009-2010 AGR(Enrolment/Age as of the last day in Sept./Dec.)

** Newfoundland Statistics Classification System

*** May include itinerant teachers

District 4 - Easter

#228 - St. Lawrence Academy, St. Lawrence

Classification: Rural
Offers Distance Education: Yes

Grades: K-12

Number of Grades: 13

[School FTE PTR : 10.3](#)

[District FTE PTR : 12.7](#)

[Provincial FTE PTR : 12.1](#)

[FTE Teachers](#) *** : 20.8

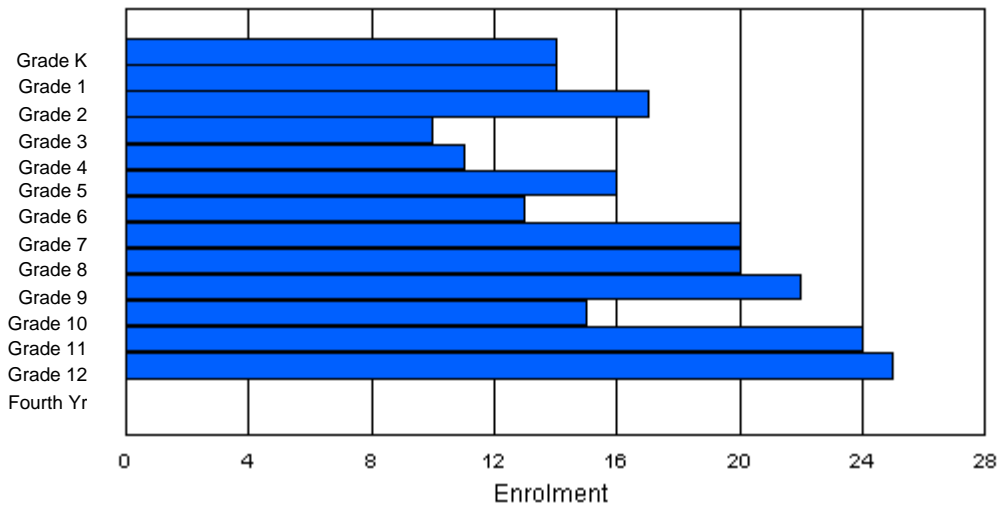
Enrolment By Age and Gender

Gender	Age																	Total
	5	6	7	8	9	10	11	12	13	14	15	16	17	18	19	20>		
Male	8	7	11	6	7	7	9	9	12	9	5	15	12	3	0	0	120	
Female	6	6	7	3	5	8	5	7	8	13	11	10	12	0	0	0	101	
Total	14	13	18	9	12	15	14	16	20	22	16	25	24	3	0	0	221	

Enrolment By Grade and Gender

Gender	Grade														Total
	K	1	2	3	4	5	6	7	8	9	10	11	12	4th	
Male	8	8	10	7	6	7	9	12	10	10	5	14	14	0	120
Female	6	6	7	3	5	9	4	8	10	12	10	10	11	0	101
Total	14	14	17	10	11	16	13	20	20	22	15	24	25	0	221

Enrolment By Grade
For 228



* Data from the 2009-2010 AGR(Enrolment/Age as of the last day in Sept./Dec.)

** Newfoundland Statistics Classification System

*** May include itinerant teachers

District 4 - Easter

#229 - St. Joseph's All Grade, Terrenceville

Classification: Rural
Offers Distance Education: Yes

Grades: K-12 Number of Grades: 13

[School FTE PTR : 7.2](#)
[District FTE PTR : 12.7](#)
[Provincial FTE PTR : 12.1](#)

[FTE Teachers](#) *** : 17.8

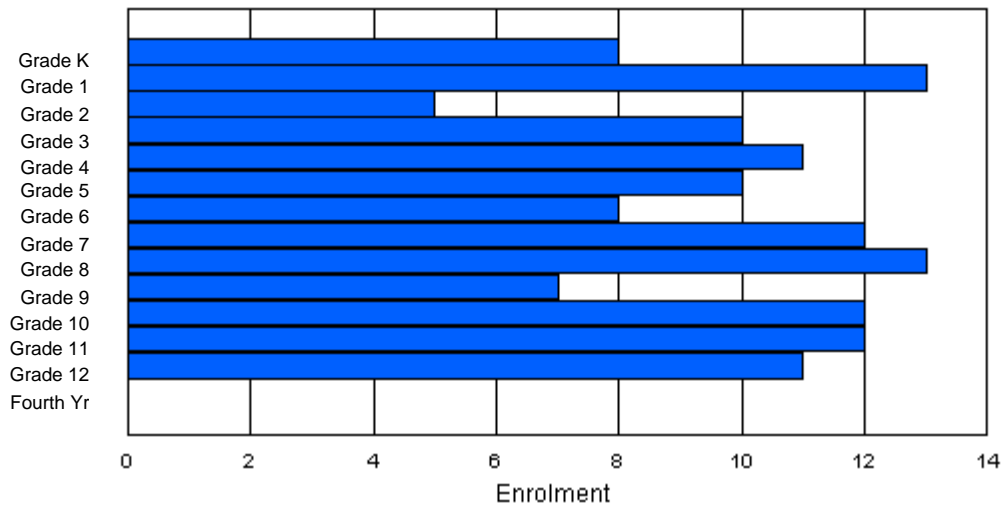
Enrolment By Age and Gender

Gender	Age																	Total
	5	6	7	8	9	10	11	12	13	14	15	16	17	18	19	20>		
Male	3	4	4	4	4	6	4	6	7	4	5	9	5	0	0	0	65	
Female	3	10	2	5	8	4	2	4	4	8	3	7	6	1	0	0	67	
Total	6	14	6	9	12	10	6	10	11	12	8	16	11	1	0	0	132	

Enrolment By Grade and Gender

Gender	Grade															Total
	K	1	2	3	4	5	6	7	8	9	10	11	12	4th		
Male	4	3	4	5	3	6	6	7	7	2	8	6	4	0	65	
Female	4	10	1	5	8	4	2	5	6	5	4	6	7	0	67	
Total	8	13	5	10	11	10	8	12	13	7	12	12	11	0	132	

Enrolment By Grade
For 229



* Data from the 2009-2010 AGR(Enrolment/Age as of the last day in Sept./Dec.)

** Newfoundland Statistics Classification System

*** May include itinerant teachers

District 4 - Easter

#231 - Discovery Collegiate, Bonavista

Classification: Rural
Offers Distance Education: No

Grades: 9-12

Number of Grades: 4

[School FTE PTR : 12.9](#)

[District FTE PTR : 12.7](#)

[Provincial FTE PTR : 12.1](#)

[FTE Teachers](#) *** : 20.8

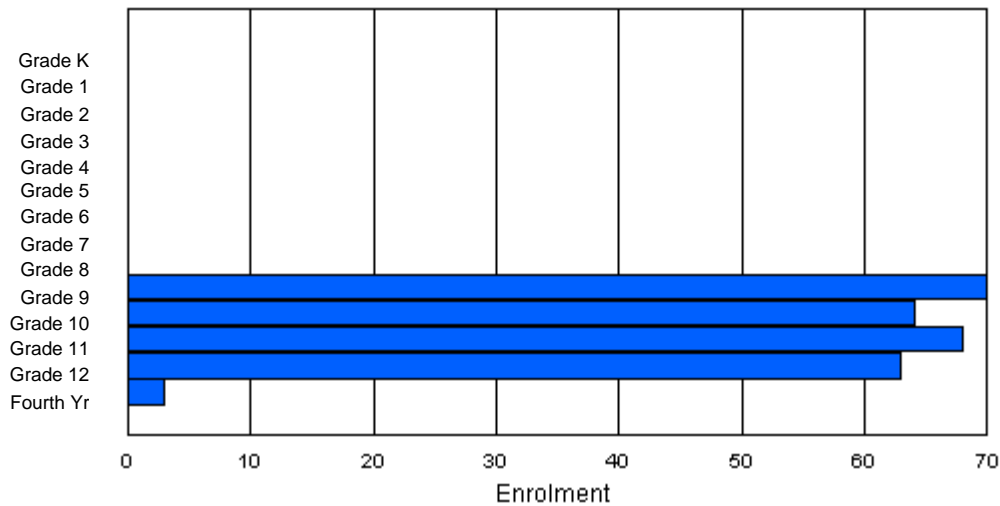
Enrolment By Age and Gender

Gender	Age																	Total
	5	6	7	8	9	10	11	12	13	14	15	16	17	18	19	20>		
Male	0	0	0	0	0	0	0	0	0	33	37	31	38	1	1	1	142	
Female	0	0	0	0	0	0	0	0	0	25	35	37	27	2	0	0	126	
Total	0	0	0	0	0	0	0	0	0	58	72	68	65	3	1	1	268	

Enrolment By Grade and Gender

Gender	Grade															Total
	K	1	2	3	4	5	6	7	8	9	10	11	12	4th		
Male	0	0	0	0	0	0	0	0	0	42	31	30	36	3	142	
Female	0	0	0	0	0	0	0	0	0	28	33	38	27	0	126	
Total	0	0	0	0	0	0	0	0	0	70	64	68	63	3	268	

Enrolment By Grade
For 231



* Data from the 2009-2010 AGR(Enrolment/Age as of the last day in Sept./Dec.)

** Newfoundland Statistics Classification System

*** May include itinerant teachers

District 4 - Easter

#232 - Matthew Elementary School, Bonavista

Classification: Rural
Offers Distance Education: No

Grades: K-8 Number of Grades: 9

[School FTE PTR : 11.7](#)
[District FTE PTR : 12.7](#)
[Provincial FTE PTR : 12.1](#)

[FTE Teachers](#) *** : 27.6

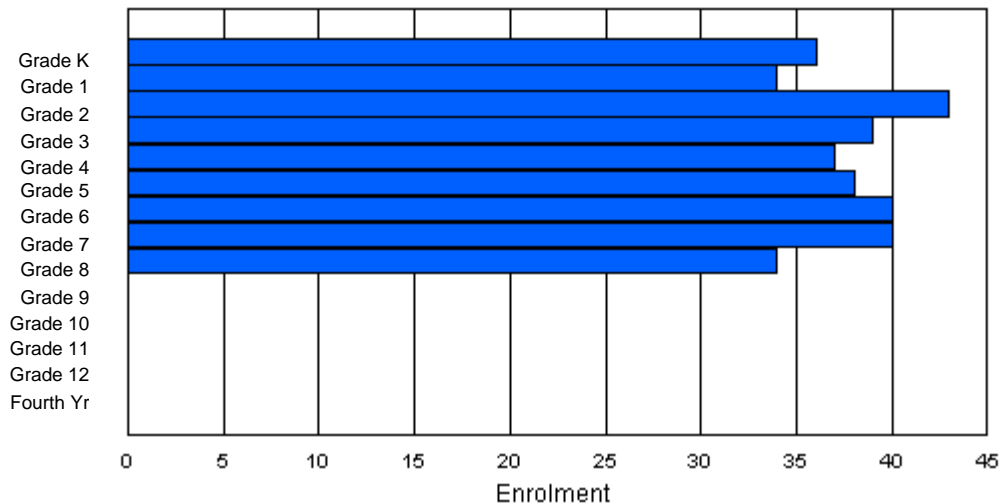
Enrolment By Age and Gender

Gender	Age																Total
	5	6	7	8	9	10	11	12	13	14	15	16	17	18	19	20>	
Male	15	18	21	24	17	23	24	21	19	0	0	0	0	0	0	0	182
Female	21	15	21	17	19	17	14	19	16	0	0	0	0	0	0	0	159
Total	36	33	42	41	36	40	38	40	35	0	0	0	0	0	0	0	341

Enrolment By Grade and Gender

Gender	Grade														Total
	K	1	2	3	4	5	6	7	8	9	10	11	12	4th	
Male	15	18	23	22	18	22	25	21	18	0	0	0	0	0	182
Female	21	16	20	17	19	16	15	19	16	0	0	0	0	0	159
Total	36	34	43	39	37	38	40	40	34	0	0	0	0	0	341

Enrolment By Grade
For 232



* Data from the 2009-2010 AGR(Enrolment/Age as of the last day in Sept./Dec.)

** Newfoundland Statistics Classification System

*** May include itinerant teachers

District 4 - Easter

#234 - Catalina Elementary School, Catalina

Classification: Rural
Offers Distance Education: No

Grades: K-8 Number of Grades: 9

[School FTE PTR : 11.9](#)
[District FTE PTR : 12.7](#)
[Provincial FTE PTR : 12.1](#)

[FTE Teachers](#) *** : 13.7

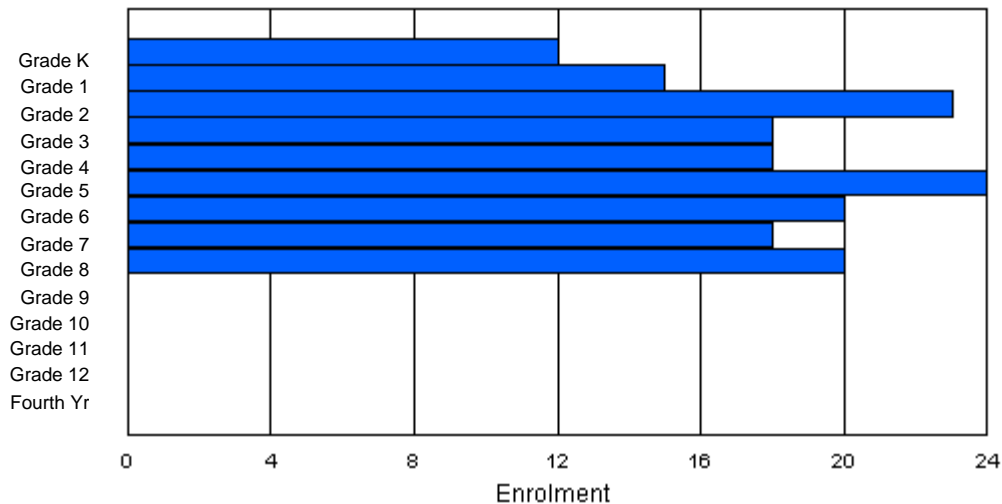
Enrolment By Age and Gender

Gender	Age																	Total
	5	6	7	8	9	10	11	12	13	14	15	16	17	18	19	20>		
Male	6	10	9	10	7	16	12	9	12	0	0	0	0	0	0	0	91	
Female	6	4	14	9	11	7	9	8	8	1	0	0	0	0	0	0	77	
Total	12	14	23	19	18	23	21	17	20	1	0	0	0	0	0	0	168	

Enrolment By Grade and Gender

Gender	Grade														Total
	K	1	2	3	4	5	6	7	8	9	10	11	12	4th	
Male	6	10	10	9	7	16	12	10	11	0	0	0	0	0	91
Female	6	5	13	9	11	8	8	8	9	0	0	0	0	0	77
Total	12	15	23	18	18	24	20	18	20	0	0	0	0	0	168

Enrolment By Grade
For 234



* Data from the 2009-2010 AGR(Enrolment/Age as of the last day in Sept./Dec.)

** Newfoundland Statistics Classification System

*** May include itinerant teachers

District 4 - Easter

#235 - Clarenville High School, Clarenville

Classification: Urban
Offers Distance Education: No

Grades: 9-12

Number of Grades: 4

[School FTE PTR : 15.3](#)

[District FTE PTR : 12.7](#)

[Provincial FTE PTR : 12.1](#)

[FTE Teachers](#) *** : 26.5

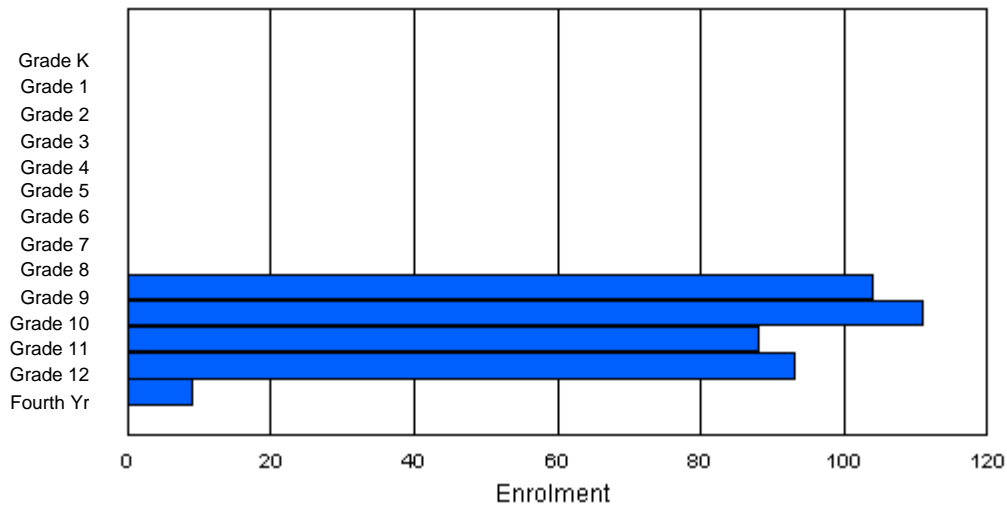
Enrolment By Age and Gender

Gender	Age																	Total
	5	6	7	8	9	10	11	12	13	14	15	16	17	18	19	20>		
Male	0	0	0	0	0	0	0	0	0	43	64	45	46	4	0	0	202	
Female	0	0	0	0	0	0	0	0	0	56	45	43	50	6	2	1	203	
Total	0	0	0	0	0	0	0	0	0	99	109	88	96	10	2	1	405	

Enrolment By Grade and Gender

Gender	Grade															Total
	K	1	2	3	4	5	6	7	8	9	10	11	12	4th		
Male	0	0	0	0	0	0	0	0	0	44	66	43	47	2	202	
Female	0	0	0	0	0	0	0	0	0	60	45	45	46	7	203	
Total	0	0	0	0	0	0	0	0	0	104	111	88	93	9	405	

Enrolment By Grade
For 235



* Data from the 2009-2010 AGR(Enrolment/Age as of the last day in Sept./Dec.)

** Newfoundland Statistics Classification System

*** May include itinerant teachers

District 4 - Easter

#237 - Anthony Paddon Elementary, Musgravetown

Classification: Rural
Offers Distance Education: No

Grades: K-6 Number of Grades: 7

[School FTE PTR : 10.7](#)
[District FTE PTR : 12.7](#)
[Provincial FTE PTR : 12.1](#)

[FTE Teachers](#) *** : 17.5

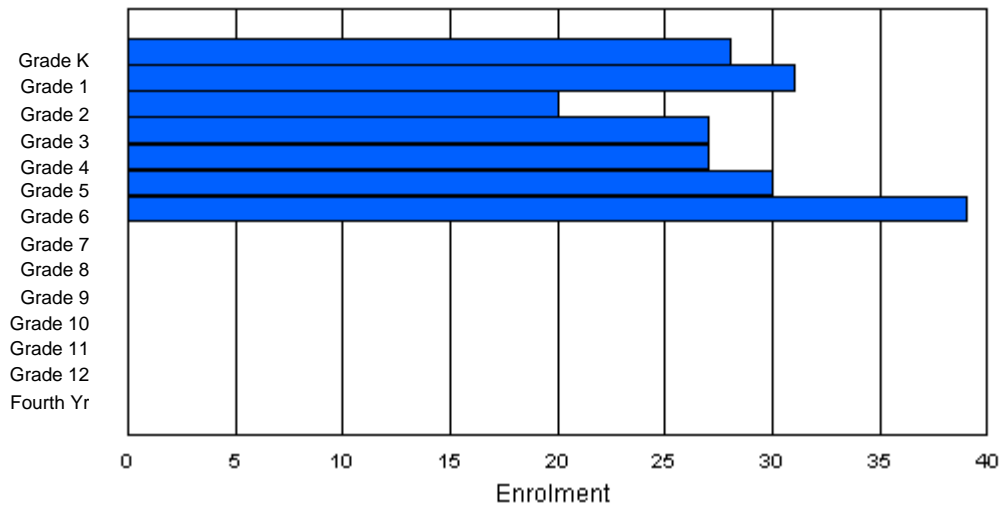
Enrolment By Age and Gender

Gender	Age																Total
	5	6	7	8	9	10	11	12	13	14	15	16	17	18	19	20>	
Male	13	12	8	15	14	15	18	0	0	0	0	0	0	0	0	0	95
Female	14	20	10	14	13	15	21	0	0	0	0	0	0	0	0	0	107
Total	27	32	18	29	27	30	39	0	0	0	0	0	0	0	0	0	202

Enrolment By Grade and Gender

Gender	Grade														Total
	K	1	2	3	4	5	6	7	8	9	10	11	12	4th	
Male	13	12	9	14	14	15	18	0	0	0	0	0	0	0	95
Female	15	19	11	13	13	15	21	0	0	0	0	0	0	0	107
Total	28	31	20	27	27	30	39	0	0	0	0	0	0	0	202

Enrolment By Grade
For 237



* Data from the 2009-2010 AGR(Enrolment/Age as of the last day in Sept./Dec.)

** Newfoundland Statistics Classification System

*** May include itinerant teachers

District 4 - Easter

#240 - Bishop White School, Port Rexton

Classification: Rural
Offers Distance Education: Yes

Grades: K-12

Number of Grades: 13

[School FTE PTR : 6.8](#)

[District FTE PTR : 12.7](#)

[Provincial FTE PTR : 12.1](#)

[FTE Teachers](#) *** : 16.0

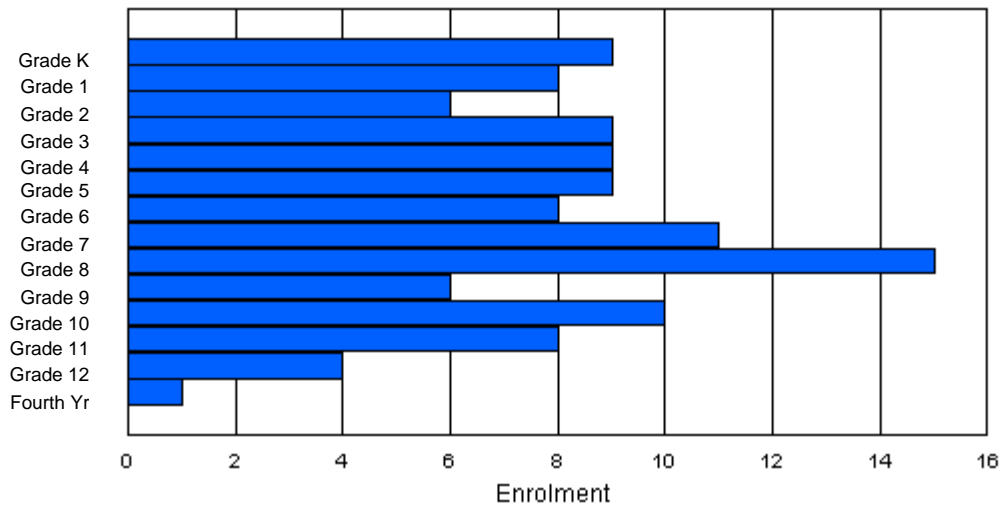
Enrolment By Age and Gender

Gender	Age																	Total
	5	6	7	8	9	10	11	12	13	14	15	16	17	18	19	20>		
Male	4	5	3	6	3	3	3	5	7	4	5	7	2	0	0	0	57	
Female	5	3	3	3	6	6	5	6	8	2	5	1	2	1	0	0	56	
Total	9	8	6	9	9	9	8	11	15	6	10	8	4	1	0	0	113	

Enrolment By Grade and Gender

Gender	Grade															Total
	K	1	2	3	4	5	6	7	8	9	10	11	12	4th		
Male	4	5	3	6	3	3	3	5	7	4	5	7	2	0	57	
Female	5	3	3	3	6	6	5	6	8	2	5	1	2	1	56	
Total	9	8	6	9	9	9	8	11	15	6	10	8	4	1	113	

Enrolment By Grade
For 240



* Data from the 2009-2010 AGR(Enrolment/Age as of the last day in Sept./Dec.)

** Newfoundland Statistics Classification System

*** May include itinerant teachers

District 4 - Easter

#242 - Random Island Academy, Hickman's Harbour

Classification: Rural
Offers Distance Education: Yes

Grades: K-12 Number of Grades: 13

[School FTE PTR : 9.4](#)
[District FTE PTR : 12.7](#)
[Provincial FTE PTR : 12.1](#)

[FTE Teachers](#) *** : 18.8

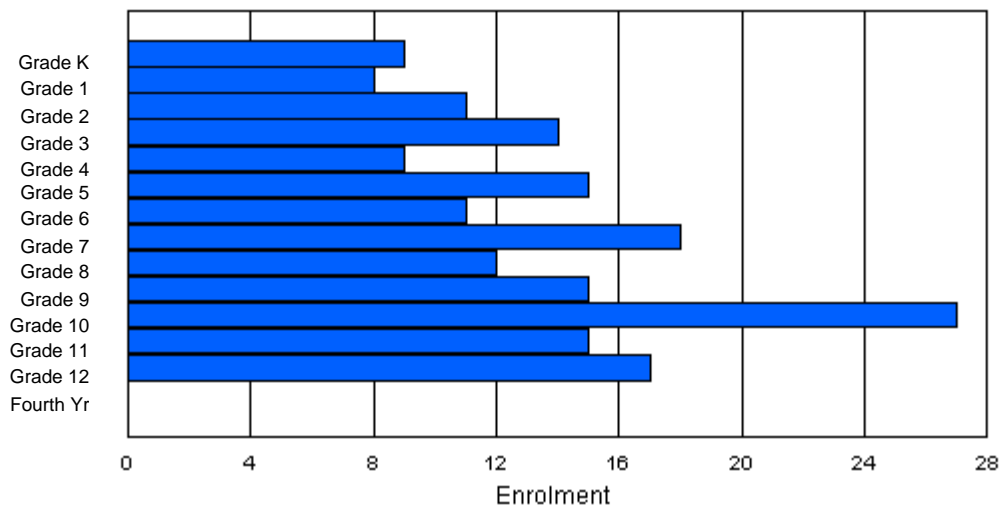
Enrolment By Age and Gender

Gender	Age																	Total
	5	6	7	8	9	10	11	12	13	14	15	16	17	18	19	20>		
Male	4	3	7	5	3	7	5	10	8	8	13	9	10	1	0	0	93	
Female	5	4	5	9	6	6	7	9	4	7	13	6	7	0	0	0	88	
Total	9	7	12	14	9	13	12	19	12	15	26	15	17	1	0	0	181	

Enrolment By Grade and Gender

Gender	K	Grade													4th	Total
		1	2	3	4	5	6	7	8	9	10	11	12			
Male	4	4	6	5	3	9	4	9	8	8	13	10	10	0	93	
Female	5	4	5	9	6	6	7	9	4	7	14	5	7	0	88	
Total	9	8	11	14	9	15	11	18	12	15	27	15	17	0	181	

Enrolment By Grade
For 242



* Data from the 2009-2010 AGR(Enrolment/Age as of the last day in Sept./Dec.)

** Newfoundland Statistics Classification System

*** May include itinerant teachers

District 4 - Easter

#243 - Balbo Elementary School, Shoal Harbour

Classification: Urban
Offers Distance Education: No

Grades: K-8 Number of Grades: 9

[School FTE PTR : 12.7](#)
[District FTE PTR : 12.7](#)
[Provincial FTE PTR : 12.1](#)

[FTE Teachers](#) *** : 26.5

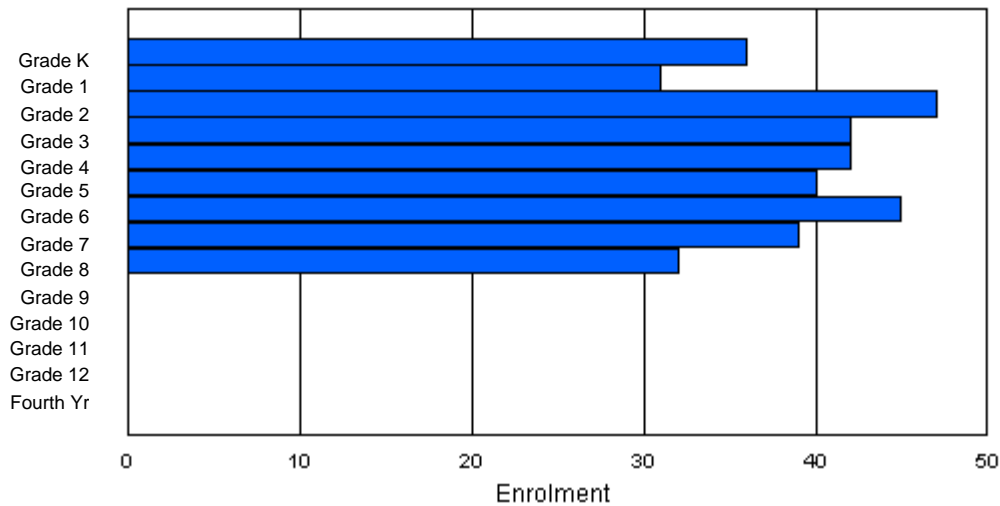
Enrolment By Age and Gender

Gender	Age																Total
	5	6	7	8	9	10	11	12	13	14	15	16	17	18	19	20>	
Male	22	12	24	18	20	28	26	22	15	0	0	0	0	0	0	0	187
Female	14	18	23	24	21	14	19	18	16	0	0	0	0	0	0	0	167
Total	36	30	47	42	41	42	45	40	31	0	0	0	0	0	0	0	354

Enrolment By Grade and Gender

Gender	Grade														Total
	K	1	2	3	4	5	6	7	8	9	10	11	12	4th	
Male	22	12	24	19	21	26	26	21	16	0	0	0	0	0	187
Female	14	19	23	23	21	14	19	18	16	0	0	0	0	0	167
Total	36	31	47	42	42	40	45	39	32	0	0	0	0	0	354

Enrolment By Grade
For 243



* Data from the 2009-2010 AGR(Enrolment/Age as of the last day in Sept./Dec.)

** Newfoundland Statistics Classification System

*** May include itinerant teachers

District 4 - Easter

#246 - Swift Current Academy, Swift Current

Classification: Rural
Offers Distance Education: Yes

Grades: K-12

Number of Grades: 13

[School FTE PTR : 7.2](#)

[District FTE PTR : 12.7](#)

[Provincial FTE PTR : 12.1](#)

[FTE Teachers](#) *** : 8.9

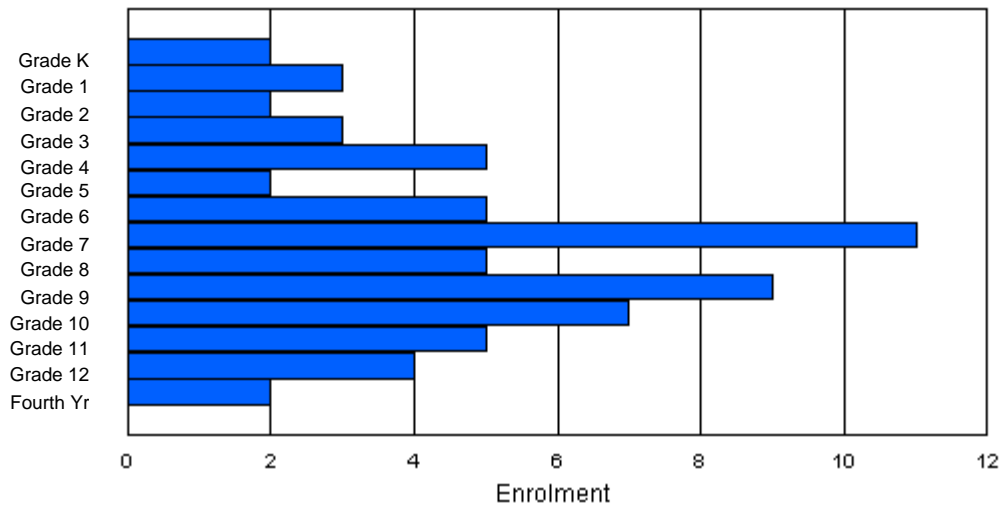
Enrolment By Age and Gender

Gender	Age																	Total
	5	6	7	8	9	10	11	12	13	14	15	16	17	18	19	20>		
Male	1	3	0	0	3	1	3	6	4	7	2	2	1	1	1	0	35	
Female	1	0	2	3	2	1	1	5	1	2	5	2	3	1	0	1	30	
Total	2	3	2	3	5	2	4	11	5	9	7	4	4	2	1	1	65	

Enrolment By Grade and Gender

Gender	K	Grade													Total
		1	2	3	4	5	6	7	8	9	10	11	12	4th	
Male	1	3	0	0	3	1	3	7	3	7	2	3	1	1	35
Female	1	0	2	3	2	1	2	4	2	2	5	2	3	1	30
Total	2	3	2	3	5	2	5	11	5	9	7	5	4	2	65

Enrolment By Grade
For 246



* Data from the 2009-2010 AGR(Enrolment/Age as of the last day in Sept./Dec.)

** Newfoundland Statistics Classification System

*** May include itinerant teachers

District 4 - Easter

#247 - Roncalli Central High, Avondale

Classification: Rural
Offers Distance Education: Yes

Grades: 7-12

Number of Grades: 6

[School FTE PTR : 13.4](#)

[District FTE PTR : 12.7](#)

[Provincial FTE PTR : 12.1](#)

[FTE Teachers](#) *** : 22.3

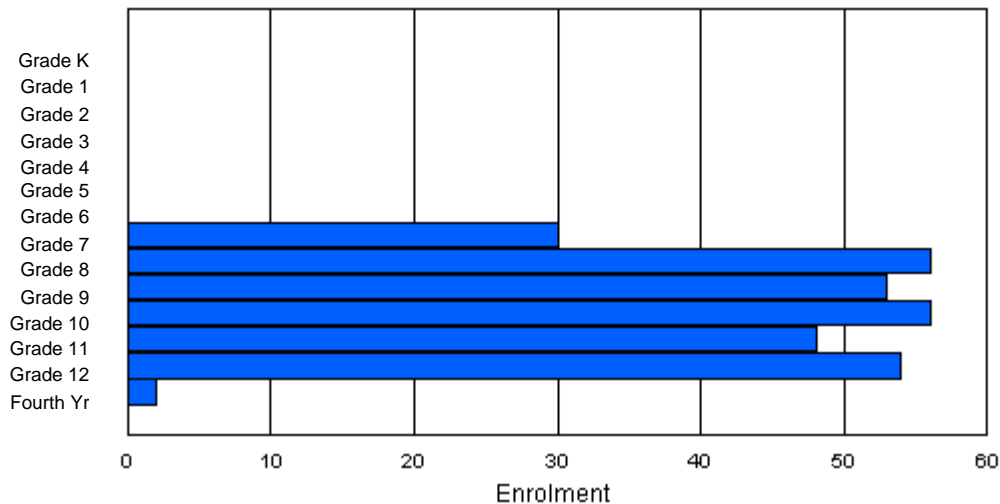
Enrolment By Age and Gender

Gender	Age																	Total
	5	6	7	8	9	10	11	12	13	14	15	16	17	18	19	20>		
Male	0	0	0	0	0	0	0	14	27	25	27	18	31	4	0	0	146	
Female	0	0	0	0	0	0	0	16	27	30	27	28	24	1	0	0	153	
Total	0	0	0	0	0	0	0	30	54	55	54	46	55	5	0	0	299	

Enrolment By Grade and Gender

Gender	Grade															Total
	K	1	2	3	4	5	6	7	8	9	10	11	12	4th		
Male	0	0	0	0	0	0	0	14	29	23	29	19	31	1	146	
Female	0	0	0	0	0	0	0	16	27	30	27	29	23	1	153	
Total	0	0	0	0	0	0	0	30	56	53	56	48	54	2	299	

Enrolment By Grade
For 247



* Data from the 2009-2010 AGR(Enrolment/Age as of the last day in Sept./Dec.)

** Newfoundland Statistics Classification System

*** May include itinerant teachers

District 4 - Easter

#248 - Amalgamated Academy, Bay Roberts

Classification: Urban
Offers Distance Education: No

Grades: 4-9 Number of Grades: 6

[School FTE PTR : 15.1](#)
[District FTE PTR : 12.7](#)
[Provincial FTE PTR : 12.1](#)

[FTE Teachers](#) *** : 45.8

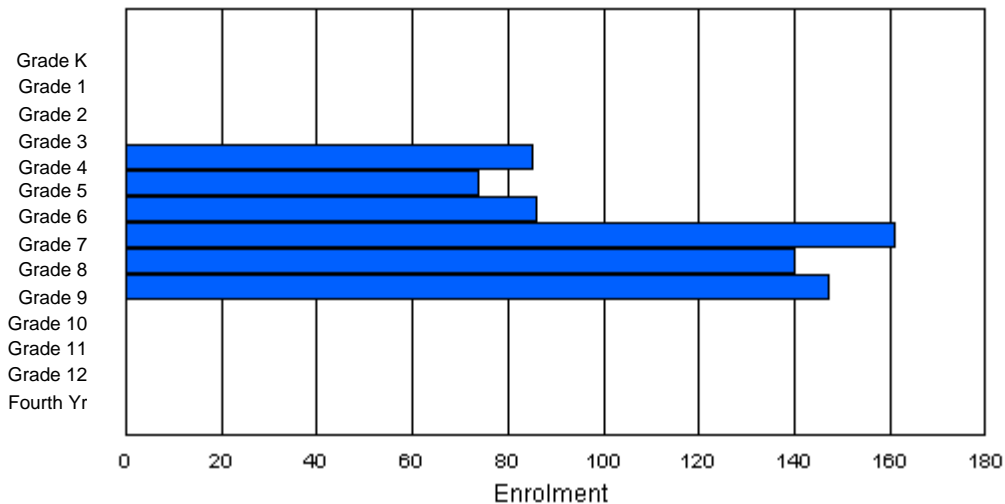
Enrolment By Age and Gender

Gender	Age																Total
	5	6	7	8	9	10	11	12	13	14	15	16	17	18	19	20>	
Male	0	0	0	0	38	40	43	76	78	67	4	0	0	0	0	0	346
Female	0	0	0	1	45	36	40	82	64	77	2	0	0	0	0	0	347
Total	0	0	0	1	83	76	83	158	142	144	6	0	0	0	0	0	693

Enrolment By Grade and Gender

Gender	Grade														Total
	K	1	2	3	4	5	6	7	8	9	10	11	12	4th	
Male	0	0	0	0	39	38	46	77	77	69	0	0	0	0	346
Female	0	0	0	0	46	36	40	84	63	78	0	0	0	0	347
Total	0	0	0	0	85	74	86	161	140	147	0	0	0	0	693

Enrolment By Grade
For 248



* Data from the 2009-2010 AGR(Enrolment/Age as of the last day in Sept./Dec.)

** Newfoundland Statistics Classification System

*** May include itinerant teachers

District 4 - Easter

#249 - Ascension Collegiate, Bay Roberts

Classification: Urban
Offers Distance Education: Yes

Grades: 10-12

Number of Grades: 3

[School FTE PTR : 15.8](#)

[District FTE PTR : 12.7](#)

[Provincial FTE PTR : 12.1](#)

[FTE Teachers](#) *** : 39.8

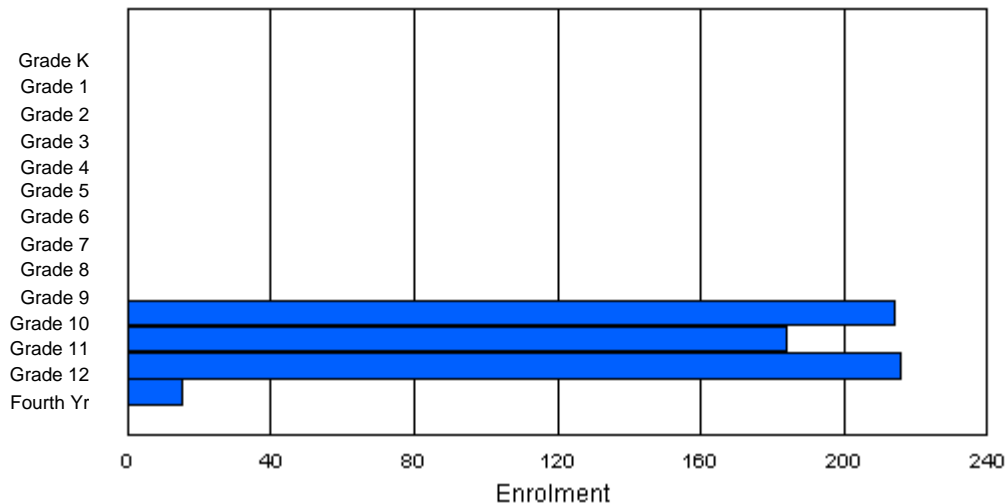
Enrolment By Age and Gender

Gender	Age																	Total
	5	6	7	8	9	10	11	12	13	14	15	16	17	18	19	20>		
Male	0	0	1	0	0	0	0	0	0	0	95	90	106	22	2	0	316	
Female	0	0	0	0	0	0	0	0	0	0	115	86	101	10	1	0	313	
Total	0	0	1	0	0	0	0	0	0	0	210	176	207	32	3	0	629	

Enrolment By Grade and Gender

Gender	Grade															Total
	K	1	2	3	4	5	6	7	8	9	10	11	12	4th		
Male	0	0	0	0	0	0	0	0	0	0	96	99	112	9	316	
Female	0	0	0	0	0	0	0	0	0	0	118	85	104	6	313	
Total	0	0	0	0	0	0	0	0	0	0	214	184	216	15	629	

Enrolment By Grade
For 249



* Data from the 2009-2010 AGR(Enrolment/Age as of the last day in Sept./Dec.)

** Newfoundland Statistics Classification System

*** May include itinerant teachers

District 4 - Easter

#253 - Carbonear Collegiate, Carbonear

Classification: Rural
Offers Distance Education: No

Grades: 10-12

Number of Grades: 3

[School FTE PTR : 15.1](#)

[District FTE PTR : 12.7](#)

[Provincial FTE PTR : 12.1](#)

[FTE Teachers](#) *** : 30.8

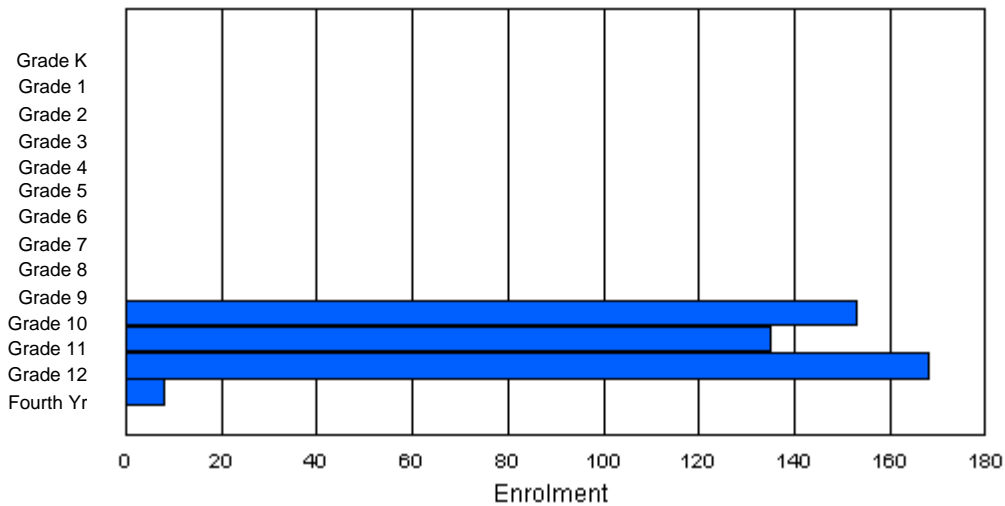
Enrolment By Age and Gender

Gender	Age																	Total
	5	6	7	8	9	10	11	12	13	14	15	16	17	18	19	20>		
Male	0	0	0	0	0	0	0	0	0	0	78	76	83	11	1	0	249	
Female	0	0	0	0	0	0	0	0	0	1	66	60	81	7	0	0	215	
Total	0	0	0	0	0	0	0	0	0	1	144	136	164	18	1	0	464	

Enrolment By Grade and Gender

Gender	Grade														Total
	K	1	2	3	4	5	6	7	8	9	10	11	12	4th	
Male	0	0	0	0	0	0	0	0	0	0	85	72	86	6	249
Female	0	0	0	0	0	0	0	0	0	0	68	63	82	2	215
Total	0	0	0	0	0	0	0	0	0	0	153	135	168	8	464

Enrolment By Grade
For 253



* Data from the 2009-2010 AGR(Enrolment/Age as of the last day in Sept./Dec.)

** Newfoundland Statistics Classification System

*** May include itinerant teachers

District 4 - Easter

#254 - Davis Elementary, Carbonear

Classification: Rural
Offers Distance Education: No

Grades: K-5 Number of Grades: 6

[School FTE PTR : 12.5](#)
[District FTE PTR : 12.7](#)
[Provincial FTE PTR : 12.1](#)

[FTE Teachers](#) *** : 21.0

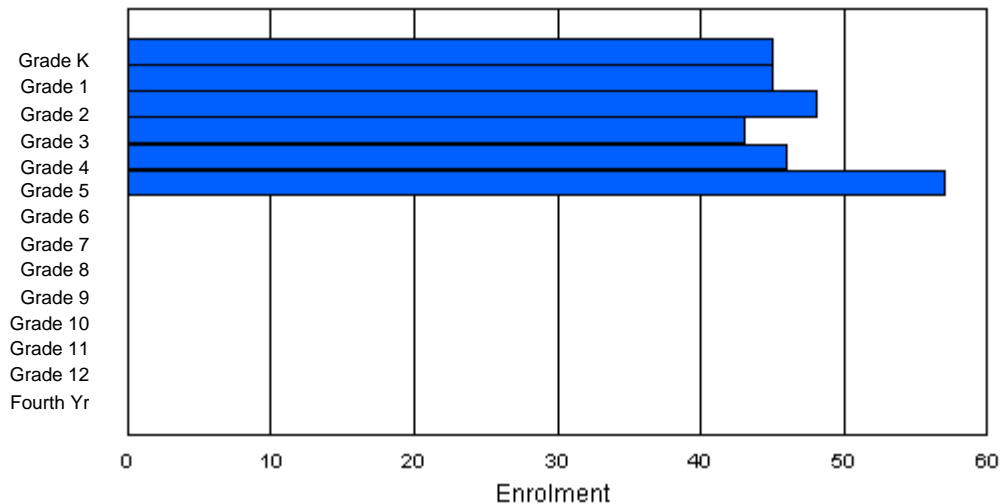
Enrolment By Age and Gender

Gender	Age																Total
	5	6	7	8	9	10	11	12	13	14	15	16	17	18	19	20>	
Male	21	23	25	18	24	32	1	0	0	0	0	0	0	0	0	0	144
Female	24	21	24	24	20	27	0	0	0	0	0	0	0	0	0	0	140
Total	45	44	49	42	44	59	1	0	0	0	0	0	0	0	0	0	284

Enrolment By Grade and Gender

Gender	Grade														Total
	K	1	2	3	4	5	6	7	8	9	10	11	12	4th	
Male	21	23	25	18	26	31	0	0	0	0	0	0	0	0	144
Female	24	22	23	25	20	26	0	0	0	0	0	0	0	0	140
Total	45	45	48	43	46	57	0	0	0	0	0	0	0	0	284

Enrolment By Grade
For 254



* Data from the 2009-2010 AGR(Enrolment/Age as of the last day in Sept./Dec.)

** Newfoundland Statistics Classification System

*** May include itinerant teachers

District 4 - Easter

#258 - Holy Family Elementary, Chapel Arm

Classification: Rural
Offers Distance Education: No

Grades: K-6 Number of Grades: 7

[School FTE PTR : 11.0](#)
[District FTE PTR : 12.7](#)
[Provincial FTE PTR : 12.1](#)

[FTE Teachers](#) *** : 10.7

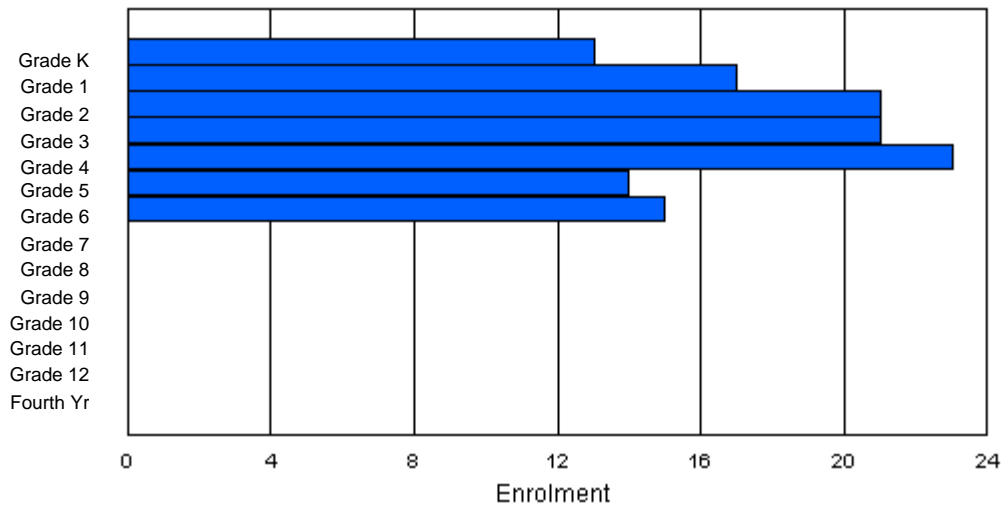
Enrolment By Age and Gender

Gender	Age																Total
	5	6	7	8	9	10	11	12	13	14	15	16	17	18	19	20>	
Male	9	6	12	11	10	6	7	0	0	0	0	0	0	0	0	0	61
Female	4	11	9	10	13	7	9	0	0	0	0	0	0	0	0	0	63
Total	13	17	21	21	23	13	16	0	0	0	0	0	0	0	0	0	124

Enrolment By Grade and Gender

Gender	Grade														Total
	K	1	2	3	4	5	6	7	8	9	10	11	12	4th	
Male	9	6	12	11	10	7	6	0	0	0	0	0	0	0	61
Female	4	11	9	10	13	7	9	0	0	0	0	0	0	0	63
Total	13	17	21	21	23	14	15	0	0	0	0	0	0	0	124

Enrolment By Grade
For 258



* Data from the 2009-2010 AGR(Enrolment/Age as of the last day in Sept./Dec.)

** Newfoundland Statistics Classification System

*** May include itinerant teachers

District 4 - Easter

#259 - Coley's Point Primary, Coley's Point

Classification: Rural
Offers Distance Education: No

Grades: K-3 Number of Grades: 4

[School FTE PTR : 13.4](#)
[District FTE PTR : 12.7](#)
[Provincial FTE PTR : 12.1](#)

[FTE Teachers](#) *** : 23.0

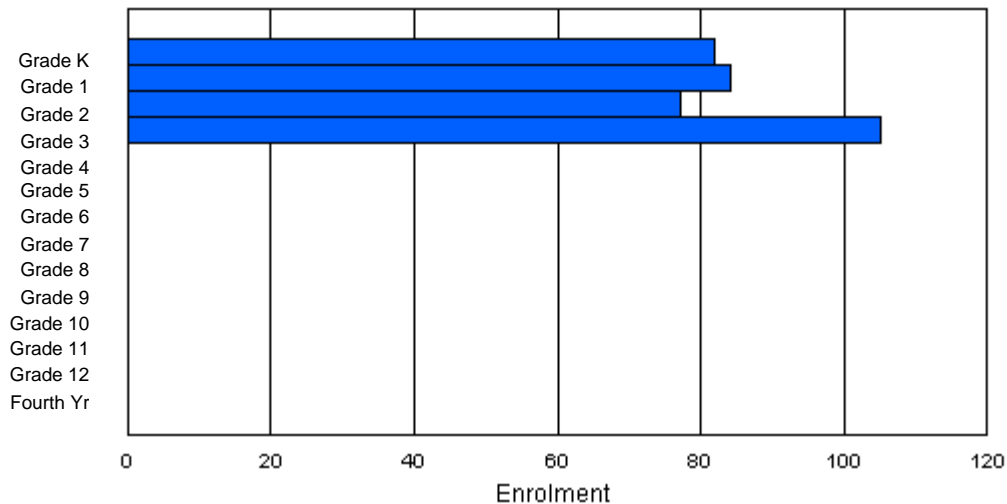
Enrolment By Age and Gender

Gender	Age																Total
	5	6	7	8	9	10	11	12	13	14	15	16	17	18	19	20>	
Male	52	37	40	62	1	0	0	0	0	0	0	0	0	0	0	0	192
Female	30	47	37	42	0	0	0	0	0	0	0	0	0	0	0	0	156
Total	82	84	77	104	1	0	0	0	0	0	0	0	0	0	0	0	348

Enrolment By Grade and Gender

Gender	Grade														Total
	K	1	2	3	4	5	6	7	8	9	10	11	12	4th	
Male	52	37	40	63	0	0	0	0	0	0	0	0	0	0	192
Female	30	47	37	42	0	0	0	0	0	0	0	0	0	0	156
Total	82	84	77	105	0	0	0	0	0	0	0	0	0	0	348

Enrolment By Grade
For 259



* Data from the 2009-2010 AGR(Enrolment/Age as of the last day in Sept./Dec.)

** Newfoundland Statistics Classification System

*** May include itinerant teachers

District 4 - Easter

#260 - Immaculate Conception Elementary, Colliers

Classification: Rural
Offers Distance Education: No

Grades: K-6 Number of Grades: 7

[School FTE PTR : 11.6](#)
[District FTE PTR : 12.7](#)
[Provincial FTE PTR : 12.1](#)

[FTE Teachers](#) *** : 10.9

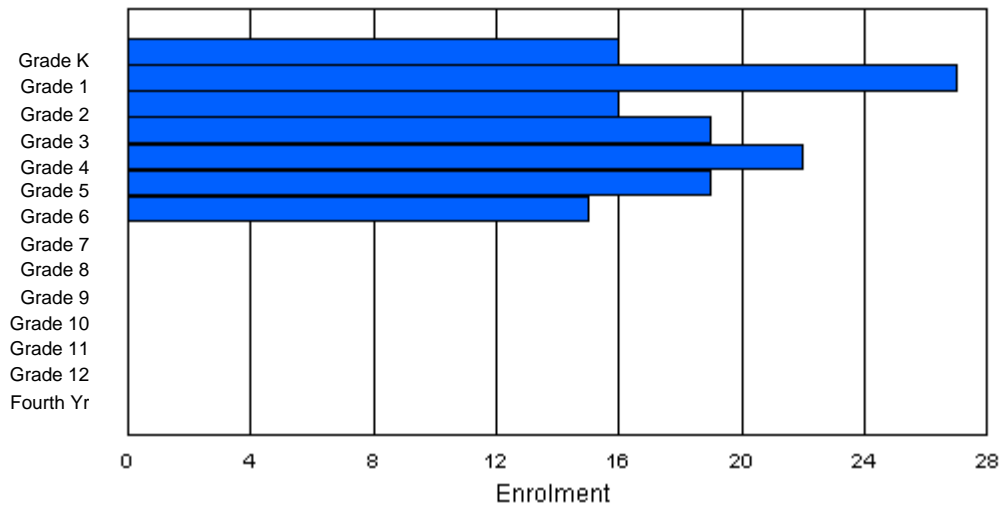
Enrolment By Age and Gender

Gender	Age																Total
	5	6	7	8	9	10	11	12	13	14	15	16	17	18	19	20>	
Male	6	11	7	7	11	8	5	0	0	0	0	0	0	0	0	0	55
Female	10	16	9	11	11	12	10	0	0	0	0	0	0	0	0	0	79
Total	16	27	16	18	22	20	15	0	0	0	0	0	0	0	0	0	134

Enrolment By Grade and Gender

Gender	Grade														Total
	K	1	2	3	4	5	6	7	8	9	10	11	12	4th	
Male	6	11	7	8	10	8	5	0	0	0	0	0	0	0	55
Female	10	16	9	11	12	11	10	0	0	0	0	0	0	0	79
Total	16	27	16	19	22	19	15	0	0	0	0	0	0	0	134

Enrolment By Grade
For 260



* Data from the 2009-2010 AGR(Enrolment/Age as of the last day in Sept./Dec.)

** Newfoundland Statistics Classification System

*** May include itinerant teachers

District 4 - Easter

#262 - Woodland Elementary, Dildo

Classification: Rural
Offers Distance Education: No

Grades: K-6 Number of Grades: 7

[School FTE PTR : 11.6](#)
[District FTE PTR : 12.7](#)
[Provincial FTE PTR : 12.1](#)

[FTE Teachers](#) *** : 16.3

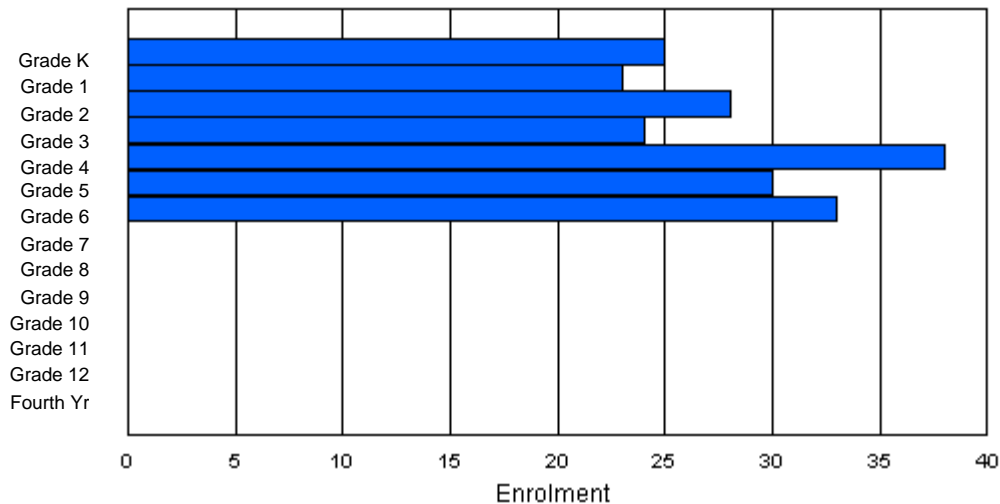
Enrolment By Age and Gender

Gender	Age																Total
	5	6	7	8	9	10	11	12	13	14	15	16	17	18	19	20>	
Male	15	13	9	12	16	16	23	0	0	0	0	0	0	0	0	0	104
Female	10	9	20	12	21	14	9	2	0	0	0	0	0	0	0	0	97
Total	25	22	29	24	37	30	32	2	0	0	0	0	0	0	0	0	201

Enrolment By Grade and Gender

Gender	Grade														Total
	K	1	2	3	4	5	6	7	8	9	10	11	12	4th	
Male	15	13	9	12	17	15	23	0	0	0	0	0	0	0	104
Female	10	10	19	12	21	15	10	0	0	0	0	0	0	0	97
Total	25	23	28	24	38	30	33	0	0	0	0	0	0	0	201

Enrolment By Grade
For 262



* Data from the 2009-2010 AGR(Enrolment/Age as of the last day in Sept./Dec.)

** Newfoundland Statistics Classification System

*** May include itinerant teachers

District 4 - Easter

#265 - Acreman Elementary, Green's Harbour

Classification: Rural
Offers Distance Education: No

Grades: K-6 Number of Grades: 7

[School FTE PTR : 8.3](#)
[District FTE PTR : 12.7](#)
[Provincial FTE PTR : 12.1](#)

[FTE Teachers](#) *** : 9.6

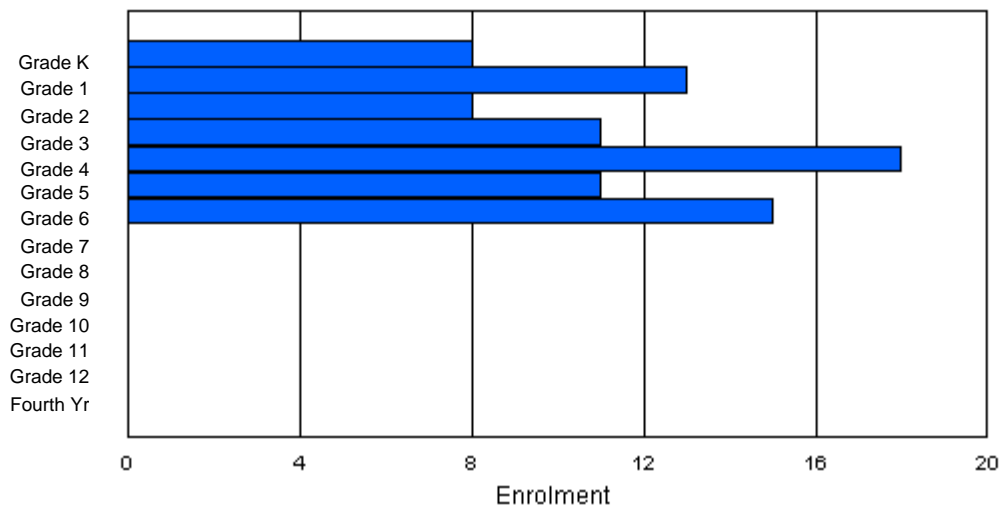
Enrolment By Age and Gender

Gender	Age																	Total
	5	6	7	8	9	10	11	12	13	14	15	16	17	18	19	20>		
Male	3	8	3	5	10	6	7	1	0	0	0	0	0	0	0	0	43	
Female	5	5	5	6	8	4	8	0	0	0	0	0	0	0	0	0	41	
Total	8	13	8	11	18	10	15	1	0	0	0	0	0	0	0	0	84	

Enrolment By Grade and Gender

Gender	Grade															Total
	K	1	2	3	4	5	6	7	8	9	10	11	12	4th		
Male	3	8	3	5	10	7	7	0	0	0	0	0	0	0	43	
Female	5	5	5	6	8	4	8	0	0	0	0	0	0	0	41	
Total	8	13	8	11	18	11	15	0	0	0	0	0	0	0	84	

Enrolment By Grade
For 265



* Data from the 2009-2010 AGR(Enrolment/Age as of the last day in Sept./Dec.)

** Newfoundland Statistics Classification System

*** May include itinerant teachers

District 4 - Easter

#268 - Harbour Grace Primary, Harbour Grace

Classification: Rural
Offers Distance Education: No

Grades: K-5 Number of Grades: 6

[School FTE PTR : 11.3](#)
[District FTE PTR : 12.7](#)
[Provincial FTE PTR : 12.1](#)

[FTE Teachers](#) *** : 16.0

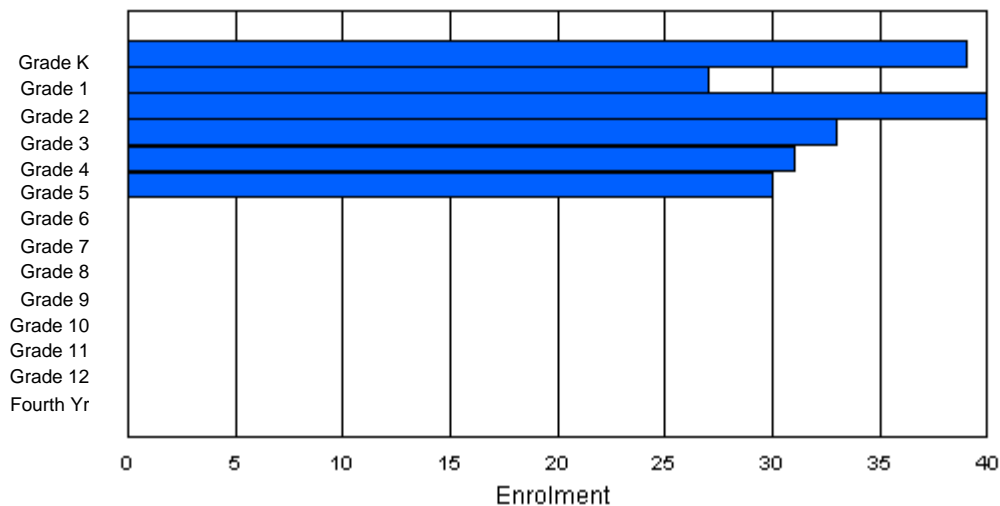
Enrolment By Age and Gender

Gender	Age																	Total
	5	6	7	8	9	10	11	12	13	14	15	16	17	18	19	20>		
Male	13	14	21	14	15	17	0	0	0	0	0	0	0	0	0	0	94	
Female	26	13	18	19	15	15	0	0	0	0	0	0	0	0	0	0	106	
Total	39	27	39	33	30	32	0	0	0	0	0	0	0	0	0	0	200	

Enrolment By Grade and Gender

Gender	Grade															Total
	K	1	2	3	4	5	6	7	8	9	10	11	12	4th		
Male	13	14	21	15	16	15	0	0	0	0	0	0	0	0	94	
Female	26	13	19	18	15	15	0	0	0	0	0	0	0	0	106	
Total	39	27	40	33	31	30	0	0	0	0	0	0	0	0	200	

Enrolment By Grade
For 268



* Data from the 2009-2010 AGR(Enrolment/Age as of the last day in Sept./Dec.)

** Newfoundland Statistics Classification System

*** May include itinerant teachers

District 4 - Easter

#269 - St. Francis School, Harbour Grace

Classification: Rural
Offers Distance Education: No

Grades: 6-9 Number of Grades: 4

[School FTE PTR : 12.3](#)
[District FTE PTR : 12.7](#)
[Provincial FTE PTR : 12.1](#)

[FTE Teachers](#) *** : 27.6

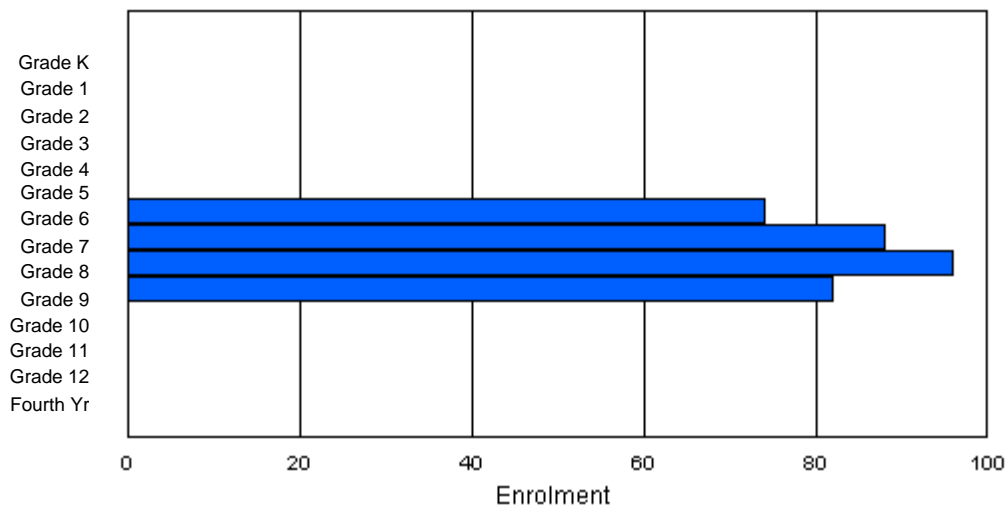
Enrolment By Age and Gender

Gender	Age																Total
	5	6	7	8	9	10	11	12	13	14	15	16	17	18	19	20>	
Male	0	0	0	0	0	0	38	44	47	46	1	0	0	0	0	0	176
Female	0	0	0	0	0	0	34	44	45	35	6	0	0	0	0	0	164
Total	0	0	0	0	0	0	72	88	92	81	7	0	0	0	0	0	340

Enrolment By Grade and Gender

Gender	Grade														Total
	K	1	2	3	4	5	6	7	8	9	10	11	12	4th	
Male	0	0	0	0	0	0	40	43	49	44	0	0	0	0	176
Female	0	0	0	0	0	0	34	45	47	38	0	0	0	0	164
Total	0	0	0	0	0	0	74	88	96	82	0	0	0	0	340

Enrolment By Grade
For 269



* Data from the 2009-2010 AGR(Enrolment/Age as of the last day in Sept./Dec.)

** Newfoundland Statistics Classification System

*** May include itinerant teachers

District 4 - Easter

#272 - Holy Cross Elementary, Holyrood

Classification: Rural
Offers Distance Education: No

Grades: K-6 Number of Grades: 7

[School FTE PTR : 11.4](#)
[District FTE PTR : 12.7](#)
[Provincial FTE PTR : 12.1](#)

[FTE Teachers](#) *** : 15.8

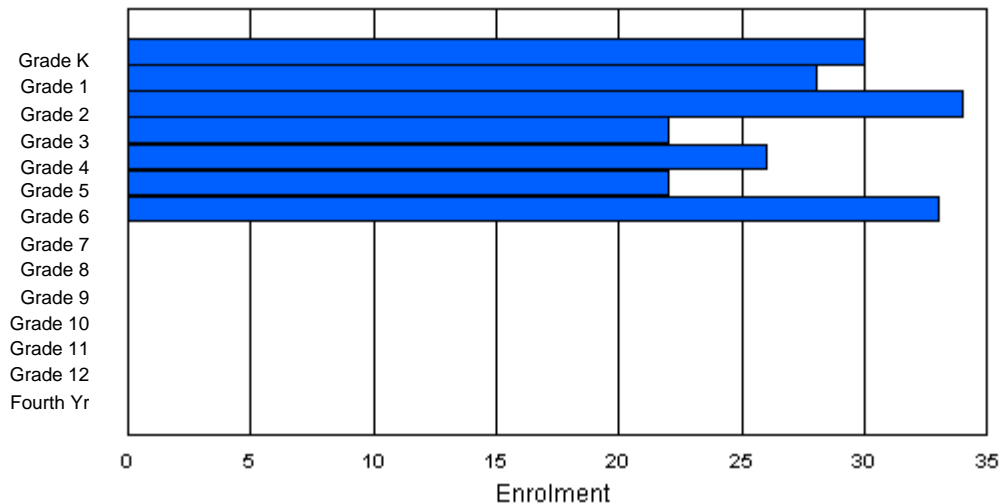
Enrolment By Age and Gender

Gender	Age																Total
	5	6	7	8	9	10	11	12	13	14	15	16	17	18	19	20>	
Male	15	14	15	14	14	12	16	1	0	0	0	0	0	0	0	0	101
Female	14	14	19	8	13	9	17	0	0	0	0	0	0	0	0	0	94
Total	29	28	34	22	27	21	33	1	0	0	0	0	0	0	0	0	195

Enrolment By Grade and Gender

Gender	Grade														Total
	K	1	2	3	4	5	6	7	8	9	10	11	12	4th	
Male	16	13	16	14	13	11	18	0	0	0	0	0	0	0	101
Female	14	15	18	8	13	11	15	0	0	0	0	0	0	0	94
Total	30	28	34	22	26	22	33	0	0	0	0	0	0	0	195

Enrolment By Grade
For 272



* Data from the 2009-2010 AGR(Enrolment/Age as of the last day in Sept./Dec.)

** Newfoundland Statistics Classification System

*** May include itinerant teachers

District 4 - Easter

#274 - St. Catherine's Academy, Mount Carmel

Classification: Rural
Offers Distance Education: Yes

Grades: K-12 Number of Grades: 13

[School FTE PTR : 8.1](#)
[District FTE PTR : 12.7](#)
[Provincial FTE PTR : 12.1](#)

[FTE Teachers](#) *** : 17.8

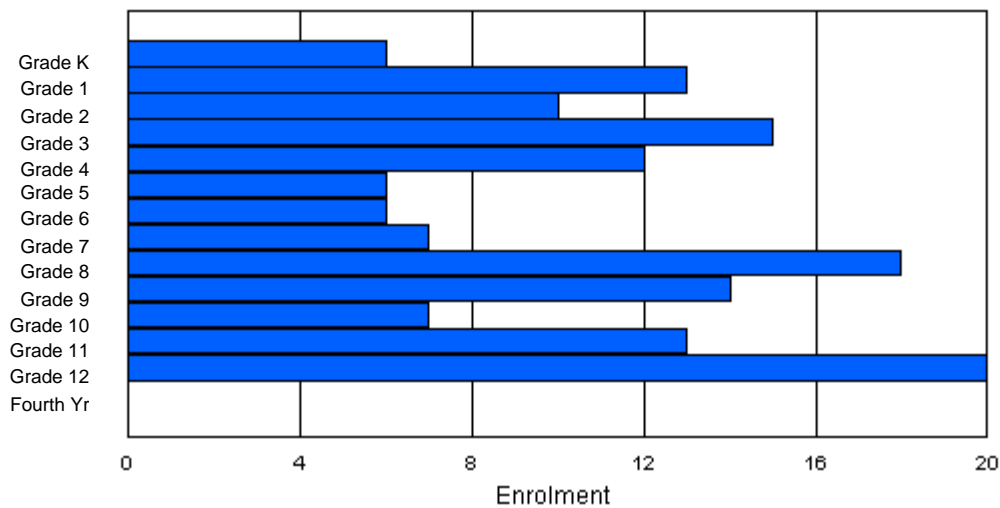
Enrolment By Age and Gender

Gender	Age																	Total
	5	6	7	8	9	10	11	12	13	14	15	16	17	18	19	20>		
Male	2	5	5	8	7	5	4	2	14	7	5	6	8	0	0	0	78	
Female	4	8	5	6	4	3	2	5	4	6	3	7	11	1	0	0	69	
Total	6	13	10	14	11	8	6	7	18	13	8	13	19	1	0	0	147	

Enrolment By Grade and Gender

Gender	Grade															Total
	K	1	2	3	4	5	6	7	8	9	10	11	12	4th		
Male	2	6	4	9	7	4	4	2	14	8	4	6	8	0	78	
Female	4	7	6	6	5	2	2	5	4	6	3	7	12	0	69	
Total	6	13	10	15	12	6	6	7	18	14	7	13	20	0	147	

Enrolment By Grade
For 274



* Data from the 2009-2010 AGR(Enrolment/Age as of the last day in Sept./Dec.)

** Newfoundland Statistics Classification System

*** May include itinerant teachers

District 4 - Easter

#278 - All Hallows Elementary, North River

Classification: Rural
Offers Distance Education: No

Grades: K-6 Number of Grades: 7

[School FTE PTR : 14.3](#)
[District FTE PTR : 12.7](#)
[Provincial FTE PTR : 12.1](#)

[FTE Teachers](#) *** : 27.0

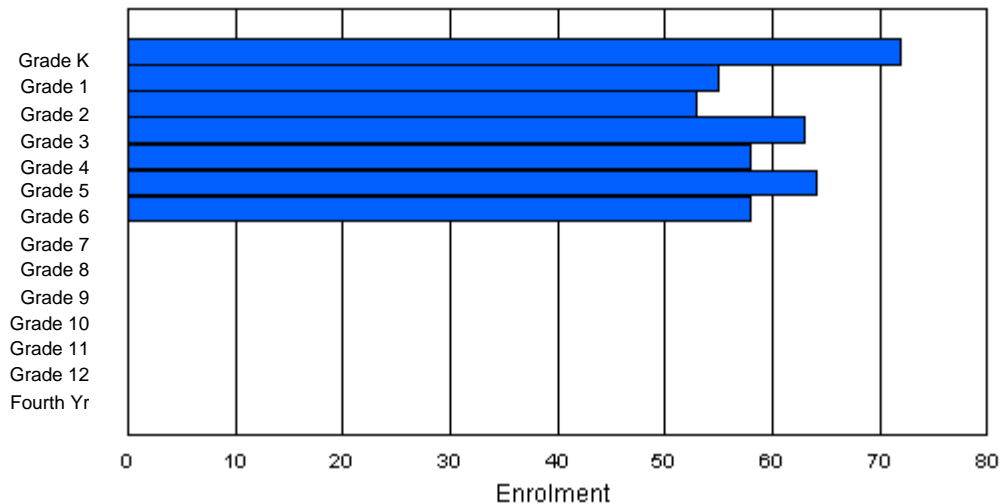
Enrolment By Age and Gender

Gender	Age																Total
	5	6	7	8	9	10	11	12	13	14	15	16	17	18	19	20>	
Male	35	36	22	36	37	28	36	0	0	0	0	0	0	0	0	0	230
Female	36	20	31	27	21	35	23	0	0	0	0	0	0	0	0	0	193
Total	71	56	53	63	58	63	59	0	0	0	0	0	0	0	0	0	423

Enrolment By Grade and Gender

Gender	Grade														Total
	K	1	2	3	4	5	6	7	8	9	10	11	12	4th	
Male	36	35	22	36	37	29	35	0	0	0	0	0	0	0	230
Female	36	20	31	27	21	35	23	0	0	0	0	0	0	0	193
Total	72	55	53	63	58	64	58	0	0	0	0	0	0	0	423

Enrolment By Grade
For 278



* Data from the 2009-2010 AGR(Enrolment/Age as of the last day in Sept./Dec.)

** Newfoundland Statistics Classification System

*** May include itinerant teachers

District 4 - Easter

#280 - Laval High School, Placentia

Classification: Rural
Offers Distance Education: No

Grades: 9-12

Number of Grades: 4

[School FTE PTR : 11.2](#)

[District FTE PTR : 12.7](#)

[Provincial FTE PTR : 12.1](#)

[FTE Teachers](#) *** : 16.5

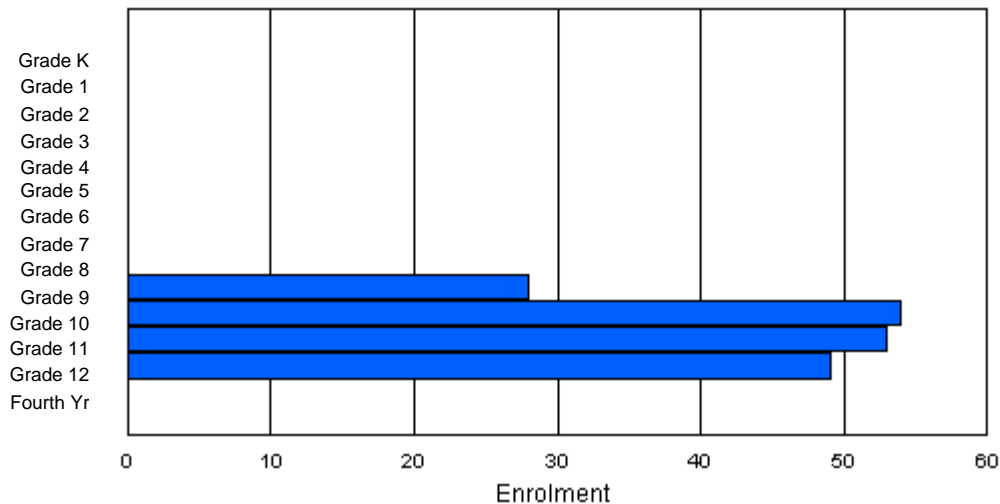
Enrolment By Age and Gender

Gender	Age																Total
	5	6	7	8	9	10	11	12	13	14	15	16	17	18	19	20>	
Male	0	0	0	0	0	0	0	0	0	15	27	27	27	2	0	0	98
Female	0	0	0	0	0	0	0	0	0	10	22	29	24	0	1	0	86
Total	0	0	0	0	0	0	0	0	0	25	49	56	51	2	1	0	184

Enrolment By Grade and Gender

Gender	Grade														Total
	K	1	2	3	4	5	6	7	8	9	10	11	12	4th	
Male	0	0	0	0	0	0	0	0	0	18	29	27	24	0	98
Female	0	0	0	0	0	0	0	0	0	10	25	26	25	0	86
Total	0	0	0	0	0	0	0	0	0	28	54	53	49	0	184

Enrolment By Grade
For 280



* Data from the 2009-2010 AGR(Enrolment/Age as of the last day in Sept./Dec.)

** Newfoundland Statistics Classification System

*** May include itinerant teachers

District 4 - Easter

#281 - St. Edward's Elementary, Placentia

Classification: Rural
Offers Distance Education: No

Grades: K-8 Number of Grades: 9

[School FTE PTR : 11.4](#)
[District FTE PTR : 12.7](#)
[Provincial FTE PTR : 12.1](#)

[FTE Teachers](#) *** : 15.0

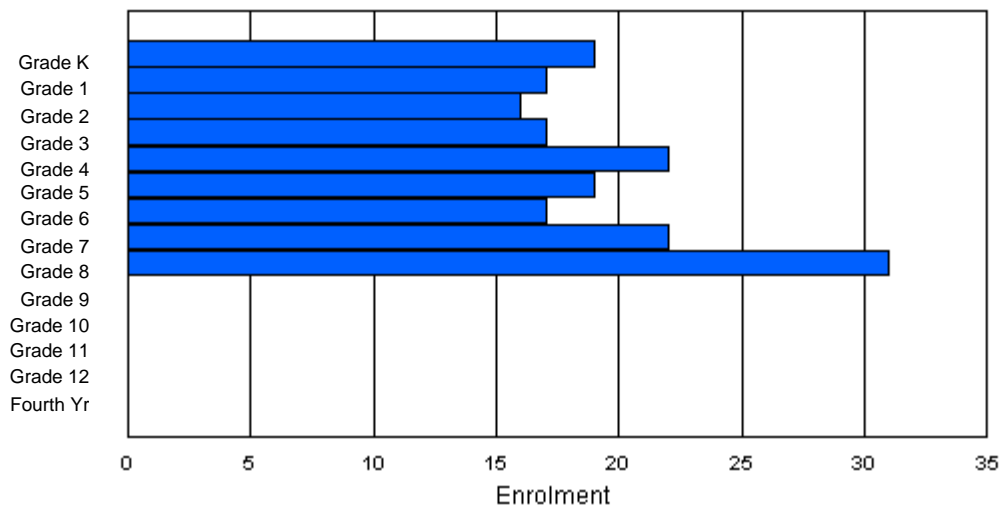
Enrolment By Age and Gender

Gender	Age																Total
	5	6	7	8	9	10	11	12	13	14	15	16	17	18	19	20>	
Male	10	10	12	7	10	12	6	17	9	3	0	0	0	0	0	0	96
Female	9	6	4	11	12	7	10	6	17	2	0	0	0	0	0	0	84
Total	19	16	16	18	22	19	16	23	26	5	0	0	0	0	0	0	180

Enrolment By Grade and Gender

Gender	Grade														Total
	K	1	2	3	4	5	6	7	8	9	10	11	12	4th	
Male	10	11	12	6	10	12	7	16	12	0	0	0	0	0	96
Female	9	6	4	11	12	7	10	6	19	0	0	0	0	0	84
Total	19	17	16	17	22	19	17	22	31	0	0	0	0	0	180

Enrolment By Grade
For 281



* Data from the 2009-2010 AGR(Enrolment/Age as of the last day in Sept./Dec.)

** Newfoundland Statistics Classification System

*** May include itinerant teachers

District 4 - Easter

#285 - Holy Redeemer Elementary, Spaniard's Bay

Classification: Rural
Offers Distance Education: No

Grades: K-9 Number of Grades: 10

[School FTE PTR : 11.3](#)
[District FTE PTR : 12.7](#)
[Provincial FTE PTR : 12.1](#)

[FTE Teachers](#) *** : 26.8

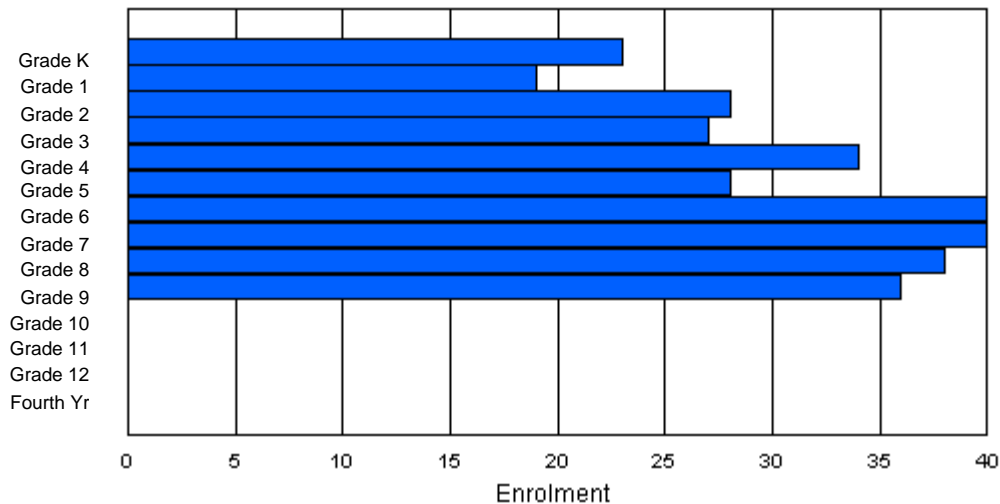
Enrolment By Age and Gender

Gender	Age																Total
	5	6	7	8	9	10	11	12	13	14	15	16	17	18	19	20>	
Male	11	9	13	13	19	15	24	22	21	20	1	0	0	0	0	0	168
Female	12	10	15	14	14	13	16	19	16	16	0	0	0	0	0	0	145
Total	23	19	28	27	33	28	40	41	37	36	1	0	0	0	0	0	313

Enrolment By Grade and Gender

Gender	Grade														Total
	K	1	2	3	4	5	6	7	8	9	10	11	12	4th	
Male	11	9	13	13	20	15	23	22	22	20	0	0	0	0	168
Female	12	10	15	14	14	13	17	18	16	16	0	0	0	0	145
Total	23	19	28	27	34	28	40	40	38	36	0	0	0	0	313

Enrolment By Grade
For 285



* Data from the 2009-2010 AGR(Enrolment/Age as of the last day in Sept./Dec.)

** Newfoundland Statistics Classification System

*** May include itinerant teachers

District 4 - Easter

#286 - Fatima Academy, St. Bride's

Classification: Rural
Offers Distance Education: Yes

Grades: K-12

Number of Grades: 13

[School FTE PTR : 6.7](#)

[District FTE PTR : 12.7](#)

[Provincial FTE PTR : 12.1](#)

[FTE Teachers](#) *** : 14.0

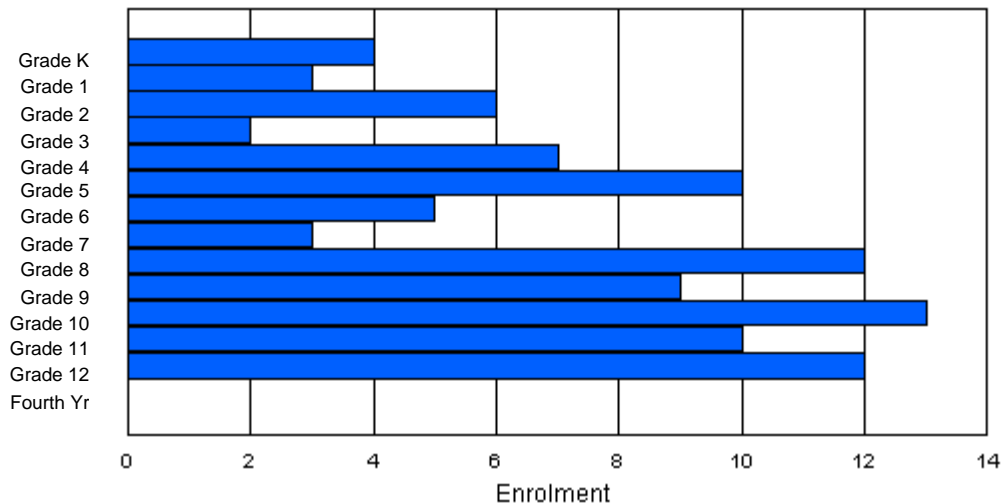
Enrolment By Age and Gender

Gender	Age																	Total
	5	6	7	8	9	10	11	12	13	14	15	16	17	18	19	20>		
Male	1	3	0	2	3	7	3	2	5	5	7	7	6	0	0	0	51	
Female	2	1	6	0	3	4	2	1	7	4	5	4	6	0	0	0	45	
Total	3	4	6	2	6	11	5	3	12	9	12	11	12	0	0	0	96	

Enrolment By Grade and Gender

Gender	K	Grade													Total
		1	2	3	4	5	6	7	8	9	10	11	12	4th	
Male	2	2	0	2	4	6	3	2	5	5	7	7	6	0	51
Female	2	1	6	0	3	4	2	1	7	4	6	3	6	0	45
Total	4	3	6	2	7	10	5	3	12	9	13	10	12	0	96

Enrolment By Grade
For 286



* Data from the 2009-2010 AGR(Enrolment/Age as of the last day in Sept./Dec.)

** Newfoundland Statistics Classification System

*** May include itinerant teachers

District 4 - Easter

#287 - Dunne Memorial Academy, St. Mary's

Classification: Rural
Offers Distance Education: Yes

Grades: K-12 Number of Grades: 13

[School FTE PTR : 8.9](#)
[District FTE PTR : 12.7](#)
[Provincial FTE PTR : 12.1](#)

[FTE Teachers](#) *** : 15.5

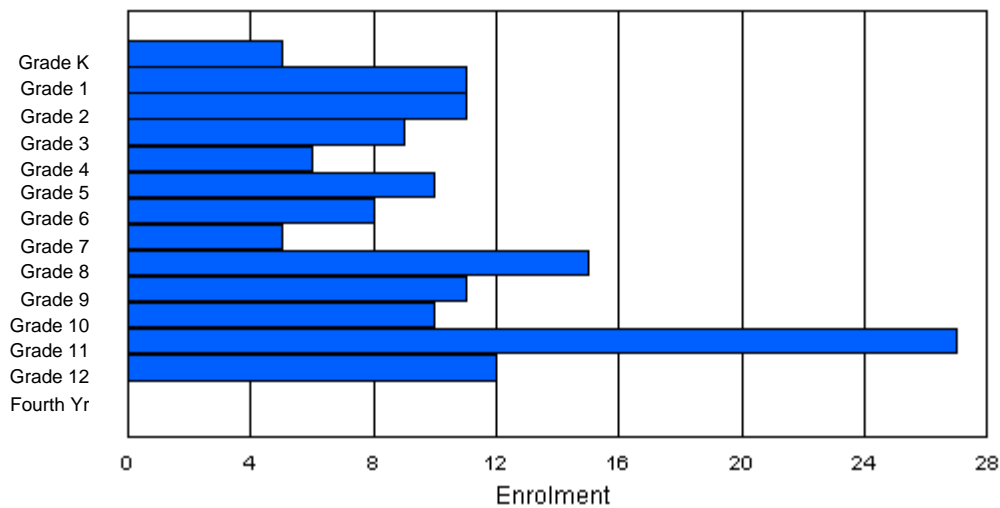
Enrolment By Age and Gender

Gender	Age																	Total
	5	6	7	8	9	10	11	12	13	14	15	16	17	18	19	20>		
Male	2	3	6	9	1	7	5	3	12	4	4	9	9	2	0	0	76	
Female	3	8	5	0	5	3	3	2	3	7	6	17	2	0	0	64		
Total	5	11	11	9	6	10	8	5	15	11	10	26	11	2	0	0	140	

Enrolment By Grade and Gender

Gender	Grade															Total
	K	1	2	3	4	5	6	7	8	9	10	11	12	4th		
Male	2	3	6	9	1	7	5	3	12	4	4	10	10	0	76	
Female	3	8	5	0	5	3	3	2	3	7	6	17	2	0	64	
Total	5	11	11	9	6	10	8	5	15	11	10	27	12	0	140	

Enrolment By Grade
For 287



* Data from the 2009-2010 AGR(Enrolment/Age as of the last day in Sept./Dec.)

** Newfoundland Statistics Classification System

*** May include itinerant teachers

District 4 - Easter

#289 - St. Peter's Elementary, Upper Island Cove

Classification: Rural
Offers Distance Education: No

Grades: K-9 Number of Grades: 10

[School FTE PTR : 13.4](#)
[District FTE PTR : 12.7](#)
[Provincial FTE PTR : 12.1](#)

[FTE Teachers](#) *** : 15.6

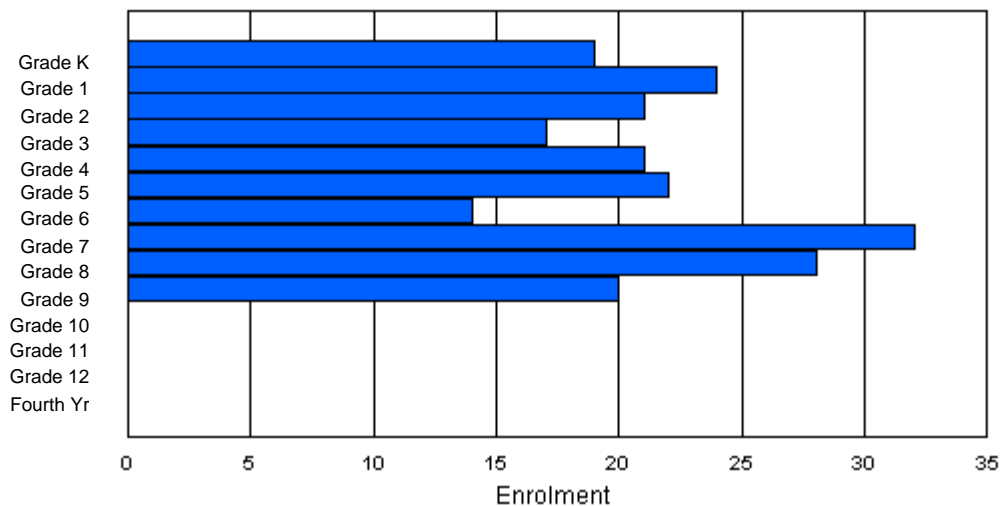
Enrolment By Age and Gender

Gender	Age																Total
	5	6	7	8	9	10	11	12	13	14	15	16	17	18	19	20>	
Male	8	10	8	11	11	9	8	15	12	14	0	0	0	0	0	0	106
Female	11	13	14	6	10	13	6	14	15	8	2	0	0	0	0	0	112
Total	19	23	22	17	21	22	14	29	27	22	2	0	0	0	0	0	218

Enrolment By Grade and Gender

Gender	Grade														Total
	K	1	2	3	4	5	6	7	8	9	10	11	12	4th	
Male	8	11	7	11	11	9	9	16	13	11	0	0	0	0	106
Female	11	13	14	6	10	13	5	16	15	9	0	0	0	0	112
Total	19	24	21	17	21	22	14	32	28	20	0	0	0	0	218

Enrolment By Grade
For 289



* Data from the 2009-2010 AGR(Enrolment/Age as of the last day in Sept./Dec.)

** Newfoundland Statistics Classification System

*** May include itinerant teachers

District 4 - Easter

#291 - Perlwin Elementary, Winterton

Classification: Rural
Offers Distance Education: No

Grades: K-6 Number of Grades: 7

[School FTE PTR : 7.6](#)
[District FTE PTR : 12.7](#)
[Provincial FTE PTR : 12.1](#)

[FTE Teachers](#) *** : 10.4

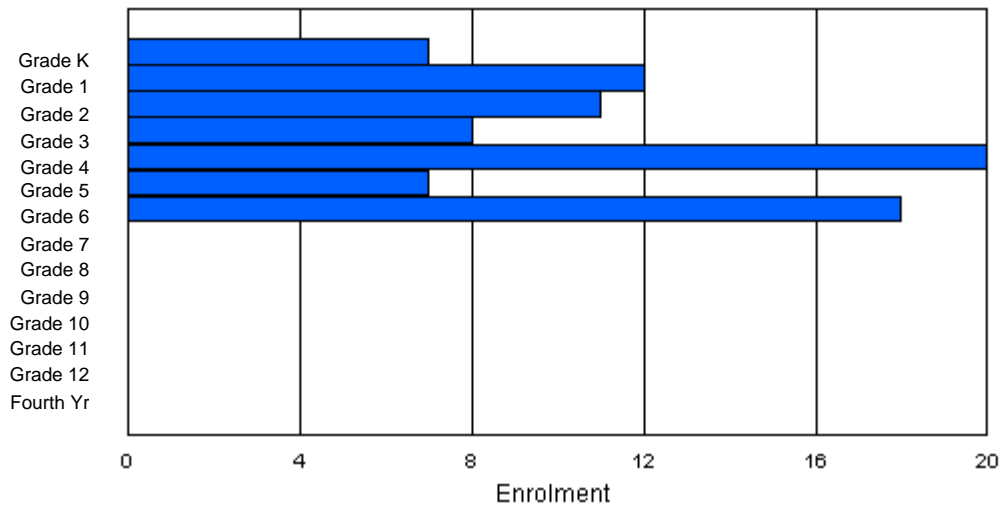
Enrolment By Age and Gender

Gender	Age																Total
	5	6	7	8	9	10	11	12	13	14	15	16	17	18	19	20>	
Male	2	9	4	3	15	2	13	0	0	0	0	0	0	0	0	0	48
Female	5	3	6	6	5	4	6	0	0	0	0	0	0	0	0	0	35
Total	7	12	10	9	20	6	19	0	0	0	0	0	0	0	0	0	83

Enrolment By Grade and Gender

Gender	Grade														Total
	K	1	2	3	4	5	6	7	8	9	10	11	12	4th	
Male	2	9	4	3	15	3	12	0	0	0	0	0	0	0	48
Female	5	3	7	5	5	4	6	0	0	0	0	0	0	0	35
Total	7	12	11	8	20	7	18	0	0	0	0	0	0	0	83

Enrolment By Grade
For 291



* Data from the 2009-2010 AGR(Enrolment/Age as of the last day in Sept./Dec.)

** Newfoundland Statistics Classification System

*** May include itinerant teachers

District 4 - Easter

#294 - St. Augustine's Elementary, Bell Island

Classification: Rural
Offers Distance Education: No

Grades: K-6 Number of Grades: 7

[School FTE PTR : 10.4](#)
[District FTE PTR : 12.7](#)
[Provincial FTE PTR : 12.1](#)

[FTE Teachers](#) *** : 14.8

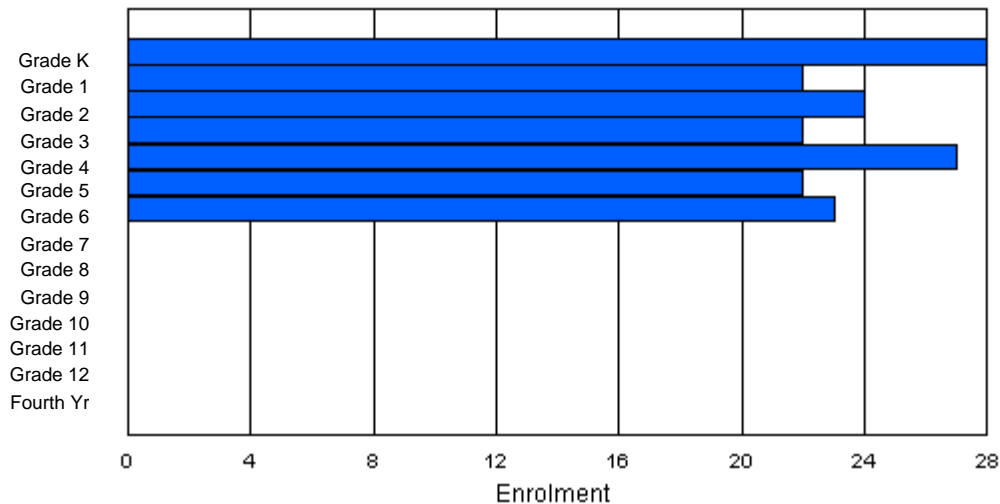
Enrolment By Age and Gender

Gender	Age																Total
	5	6	7	8	9	10	11	12	13	14	15	16	17	18	19	20>	
Male	13	5	10	11	15	8	12	1	0	0	0	0	0	0	0	0	75
Female	14	17	13	12	12	12	12	1	0	0	0	0	0	0	0	0	93
Total	27	22	23	23	27	20	24	2	0	0	0	0	0	0	0	0	168

Enrolment By Grade and Gender

Gender	Grade														Total
	K	1	2	3	4	5	6	7	8	9	10	11	12	4th	
Male	14	5	10	11	15	9	11	0	0	0	0	0	0	0	75
Female	14	17	14	11	12	13	12	0	0	0	0	0	0	0	93
Total	28	22	24	22	27	22	23	0	0	0	0	0	0	0	168

Enrolment By Grade
For 294



* Data from the 2009-2010 AGR(Enrolment/Age as of the last day in Sept./Dec.)

** Newfoundland Statistics Classification System

*** May include itinerant teachers

District 4 - Easter

#296 - St. Michael's High, Bell Island

Classification: Rural
Offers Distance Education: Yes

Grades: 7-12

Number of Grades: 6

[School FTE PTR : 11.1](#)

[District FTE PTR : 12.7](#)

[Provincial FTE PTR : 12.1](#)

[FTE Teachers](#) *** : 19.3

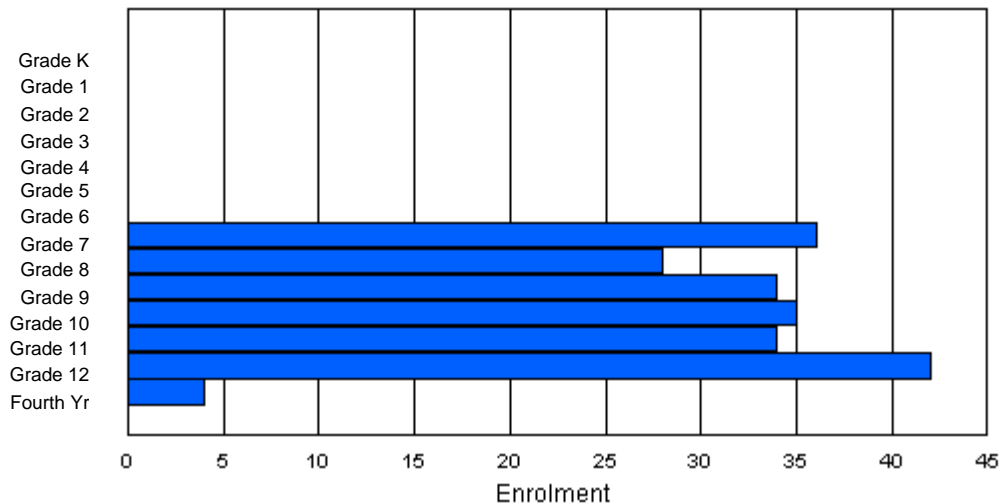
Enrolment By Age and Gender

Gender	Age																Total
	5	6	7	8	9	10	11	12	13	14	15	16	17	18	19	20>	
Male	0	0	0	0	0	0	0	17	15	15	18	20	24	4	2	0	115
Female	0	0	0	0	0	0	0	18	13	20	9	14	19	2	3	0	98
Total	0	0	0	0	0	0	0	35	28	35	27	34	43	6	5	0	213

Enrolment By Grade and Gender

Gender	Grade														Total
	K	1	2	3	4	5	6	7	8	9	10	11	12	4th	
Male	0	0	0	0	0	0	0	17	16	14	24	21	23	0	115
Female	0	0	0	0	0	0	0	19	12	20	11	13	19	4	98
Total	0	0	0	0	0	0	0	36	28	34	35	34	42	4	213

Enrolment By Grade
For 296



* Data from the 2009-2010 AGR(Enrolment/Age as of the last day in Sept./Dec.)

** Newfoundland Statistics Classification System

*** May include itinerant teachers

District 4 - Easter

#300 - Frank Roberts Junior High, Conception Bay South (Foxtrap)

Classification: Urban
Offers Distance Education: No

Grades: 7-9 Number of Grades: 3

[School FTE PTR : 13.9](#)
[District FTE PTR : 12.7](#)
[Provincial FTE PTR : 12.1](#)

[FTE Teachers](#) *** : 39.5

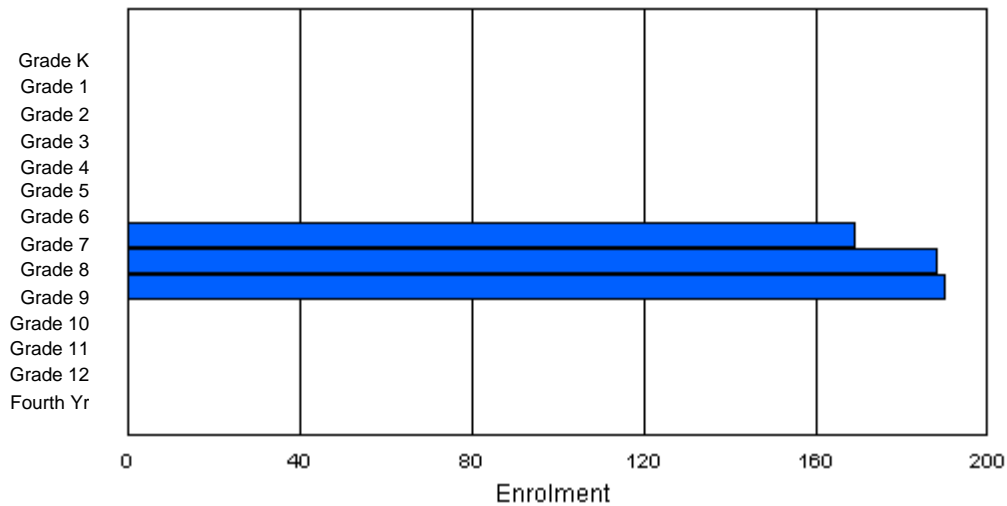
Enrolment By Age and Gender

Gender	Age																Total
	5	6	7	8	9	10	11	12	13	14	15	16	17	18	19	20>	
Male	0	0	0	0	0	0	0	73	104	88	8	0	0	0	0	0	273
Female	0	0	0	0	0	0	0	81	90	93	10	0	0	0	0	0	274
Total	0	0	0	0	0	0	0	154	194	181	18	0	0	0	0	0	547

Enrolment By Grade and Gender

Gender	Grade														Total
	K	1	2	3	4	5	6	7	8	9	10	11	12	4th	
Male	0	0	0	0	0	0	0	85	96	92	0	0	0	0	273
Female	0	0	0	0	0	0	0	84	92	98	0	0	0	0	274
Total	0	0	0	0	0	0	0	169	188	190	0	0	0	0	547

Enrolment By Grade
For 300



* Data from the 2009-2010 AGR(Enrolment/Age as of the last day in Sept./Dec.)

** Newfoundland Statistics Classification System

*** May include itinerant teachers

District 4 - Easter

#302 - Queen Elizabeth Regional High, Conception Bay South (Foxtrap)

Classification: Urban
Offers Distance Education: Yes

Grades: 10-12

Number of Grades: 3

[School FTE PTR : 17.2](#)

[District FTE PTR : 12.7](#)

[Provincial FTE PTR : 12.1](#)

[FTE Teachers](#) *** : 35.0

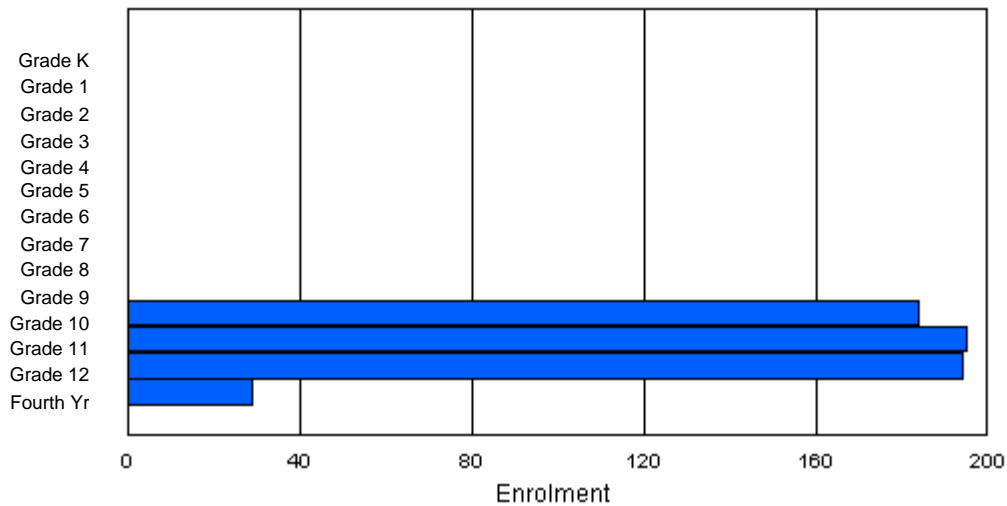
Enrolment By Age and Gender

Gender	Age																	Total
	5	6	7	8	9	10	11	12	13	14	15	16	17	18	19	20>		
Male	0	0	0	0	0	0	0	0	0	0	80	93	96	22	1	0	292	
Female	0	0	0	0	0	0	0	0	0	3	86	97	94	24	6	0	310	
Total	0	0	0	0	0	0	0	0	0	3	166	190	190	46	7	0	602	

Enrolment By Grade and Gender

Gender	Grade															Total
	K	1	2	3	4	5	6	7	8	9	10	11	12	4th		
Male	0	0	0	0	0	0	0	0	0	0	91	95	93	13	292	
Female	0	0	0	0	0	0	0	0	0	0	93	100	101	16	310	
Total	0	0	0	0	0	0	0	0	0	0	184	195	194	29	602	

Enrolment By Grade
For 302



* Data from the 2009-2010 AGR(Enrolment/Age as of the last day in Sept./Dec.)

** Newfoundland Statistics Classification System

*** May include itinerant teachers

District 4 - Easter

#303 - St. Edward's Elementary, Conception Bay South (Kelligrews)

Classification: Urban
Offers Distance Education: No

Grades: K-6 Number of Grades: 7

[School FTE PTR : 14.1](#)
[District FTE PTR : 12.7](#)
[Provincial FTE PTR : 12.1](#)

[FTE Teachers](#) *** : 39.8

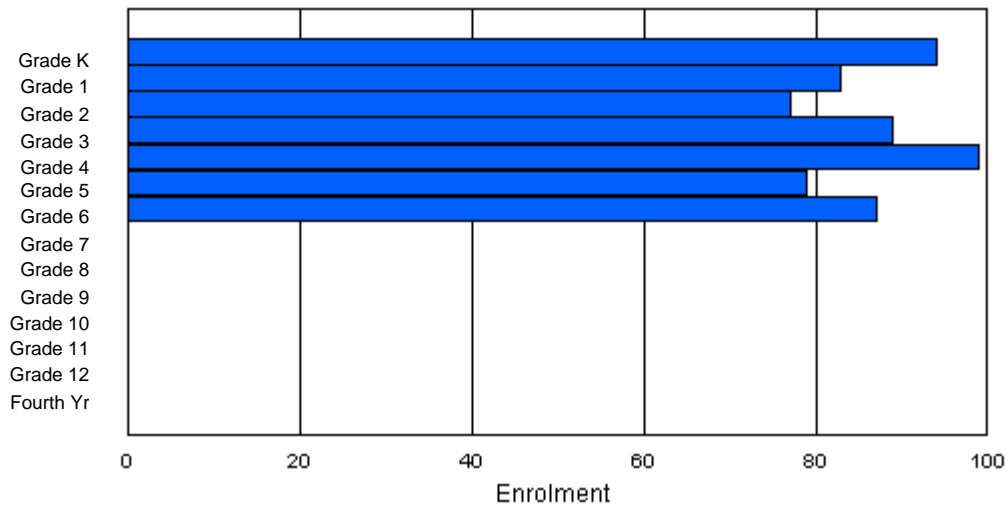
Enrolment By Age and Gender

Gender	Age																Total
	5	6	7	8	9	10	11	12	13	14	15	16	17	18	19	20>	
Male	43	46	29	48	60	40	39	2	0	0	0	0	0	0	0	0	307
Female	49	39	48	39	39	38	49	0	0	0	0	0	0	0	0	0	301
Total	92	85	77	87	99	78	88	2	0	0	0	0	0	0	0	0	608

Enrolment By Grade and Gender

Gender	Grade														Total
	K	1	2	3	4	5	6	7	8	9	10	11	12	4th	
Male	45	44	29	49	60	42	38	0	0	0	0	0	0	0	307
Female	49	39	48	40	39	37	49	0	0	0	0	0	0	0	301
Total	94	83	77	89	99	79	87	0	0	0	0	0	0	0	608

Enrolment By Grade
For 303



* Data from the 2009-2010 AGR(Enrolment/Age as of the last day in Sept./Dec.)

** Newfoundland Statistics Classification System

*** May include itinerant teachers

District 4 - Easter

#304 - Holy Spirit High, Conception Bay South (Manuels)

Classification: Urban
Offers Distance Education: No

Grades: 9-12

Number of Grades: 4

[School FTE PTR : 16.5](#)

[District FTE PTR : 12.7](#)

[Provincial FTE PTR : 12.1](#)

[FTE Teachers](#) *** : 44.7

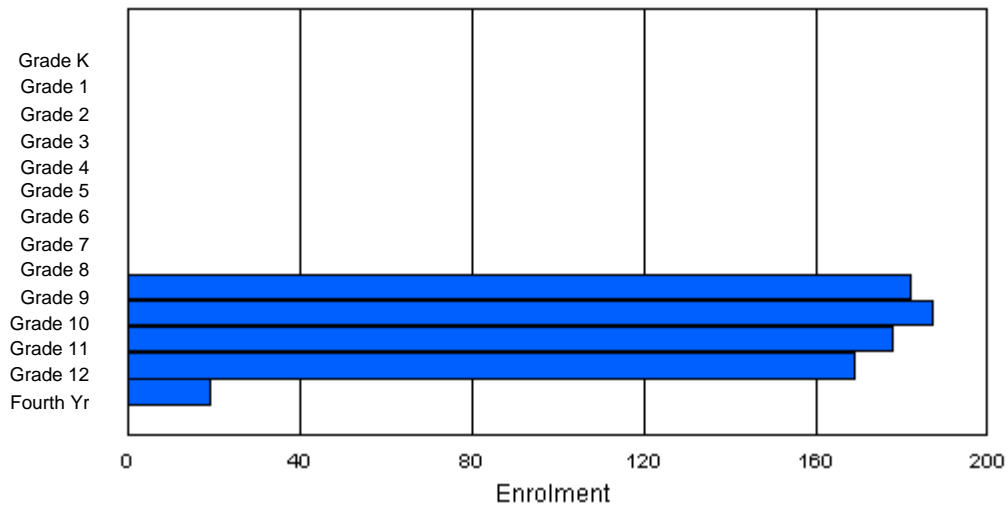
Enrolment By Age and Gender

Gender	Age																	Total
	5	6	7	8	9	10	11	12	13	14	15	16	17	18	19	20>		
Male	0	0	0	0	0	0	0	0	0	93	108	86	76	15	2	1	381	
Female	0	0	0	0	0	0	0	0	0	85	70	95	88	16	0	0	354	
Total	0	0	0	0	0	0	0	0	0	178	178	181	164	31	2	1	735	

Enrolment By Grade and Gender

Gender	Grade															Total
	K	1	2	3	4	5	6	7	8	9	10	11	12	4th		
Male	0	0	0	0	0	0	0	0	0	96	110	88	76	11	381	
Female	0	0	0	0	0	0	0	0	0	86	77	90	93	8	354	
Total	0	0	0	0	0	0	0	0	0	182	187	178	169	19	735	

Enrolment By Grade
For 304



* Data from the 2009-2010 AGR(Enrolment/Age as of the last day in Sept./Dec.)

** Newfoundland Statistics Classification System

*** May include itinerant teachers

District 4 - Easter

#305 - Villanova Junior High, Conception Bay South (Manuels)

Classification: Urban
Offers Distance Education: No

Grades: 5-8 Number of Grades: 4

[School FTE PTR : 14.5](#)
[District FTE PTR : 12.7](#)
[Provincial FTE PTR : 12.1](#)

[FTE Teachers](#) *** : 42.5

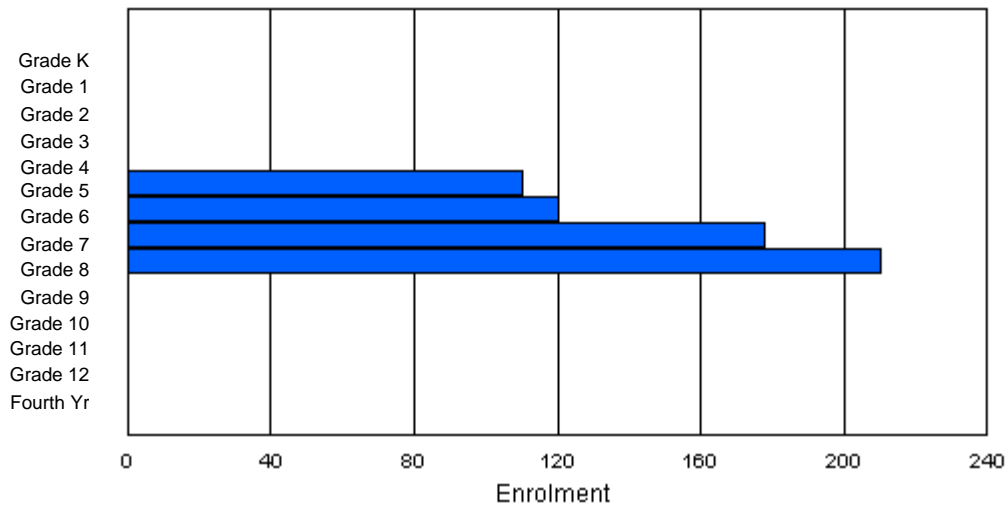
Enrolment By Age and Gender

Gender	Age																Total
	5	6	7	8	9	10	11	12	13	14	15	16	17	18	19	20>	
Male	0	0	0	0	0	54	63	86	103	6	0	0	0	0	0	0	312
Female	0	0	0	0	0	53	58	91	102	2	0	0	0	0	0	0	306
Total	0	0	0	0	0	107	121	177	205	8	0	0	0	0	0	0	618

Enrolment By Grade and Gender

Gender	Grade														Total
	K	1	2	3	4	5	6	7	8	9	10	11	12	4th	
Male	0	0	0	0	0	56	63	87	106	0	0	0	0	0	312
Female	0	0	0	0	0	54	57	91	104	0	0	0	0	0	306
Total	0	0	0	0	0	110	120	178	210	0	0	0	0	0	618

Enrolment By Grade
For 305



* Data from the 2009-2010 AGR(Enrolment/Age as of the last day in Sept./Dec.)

** Newfoundland Statistics Classification System

*** May include itinerant teachers

District 4 - Easter

#306 - St. George's Elementary, Conception Bay South (Manuels)

Classification: Urban
Offers Distance Education: No

Grades: K-6 Number of Grades: 7

[School FTE PTR : 12.7](#)
[District FTE PTR : 12.7](#)
[Provincial FTE PTR : 12.1](#)

[FTE Teachers](#) *** : 21.2

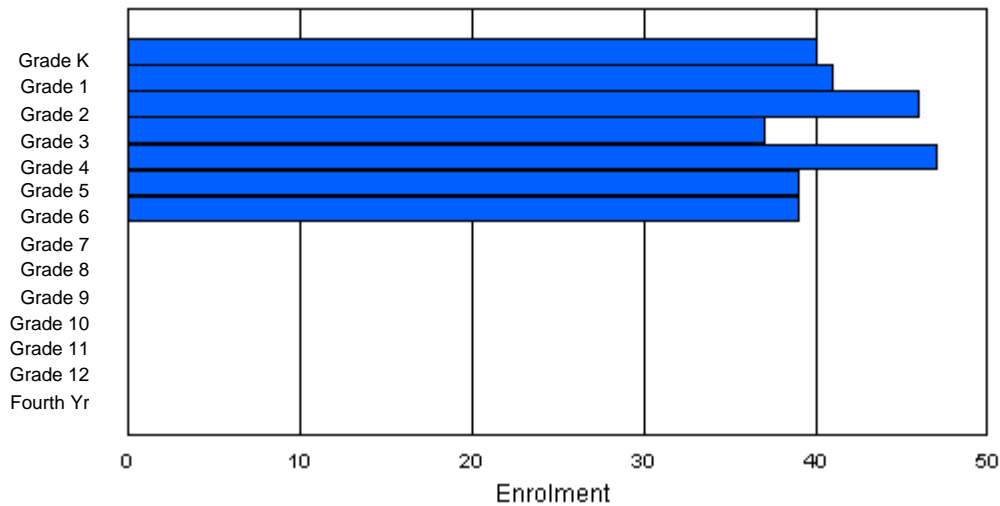
Enrolment By Age and Gender

Gender	Age																Total
	5	6	7	8	9	10	11	12	13	14	15	16	17	18	19	20>	
Male	19	23	20	16	23	14	17	2	0	0	0	0	0	0	0	0	134
Female	20	18	25	22	23	24	23	0	0	0	0	0	0	0	0	0	155
Total	39	41	45	38	46	38	40	2	0	0	0	0	0	0	0	0	289

Enrolment By Grade and Gender

Gender	Grade														Total
	K	1	2	3	4	5	6	7	8	9	10	11	12	4th	
Male	20	23	20	15	24	15	17	0	0	0	0	0	0	0	134
Female	20	18	26	22	23	24	22	0	0	0	0	0	0	0	155
Total	40	41	46	37	47	39	39	0	0	0	0	0	0	0	289

Enrolment By Grade
For 306



* Data from the 2009-2010 AGR(Enrolment/Age as of the last day in Sept./Dec.)

** Newfoundland Statistics Classification System

*** May include itinerant teachers

District 4 - Easter

#307 - Mobile Central High, Mobile

Classification: Rural
Offers Distance Education: No

Grades: 7-12

Number of Grades: 6

[School FTE PTR : 11.4](#)

[District FTE PTR : 12.7](#)

[Provincial FTE PTR : 12.1](#)

[FTE Teachers](#) *** : 20.0

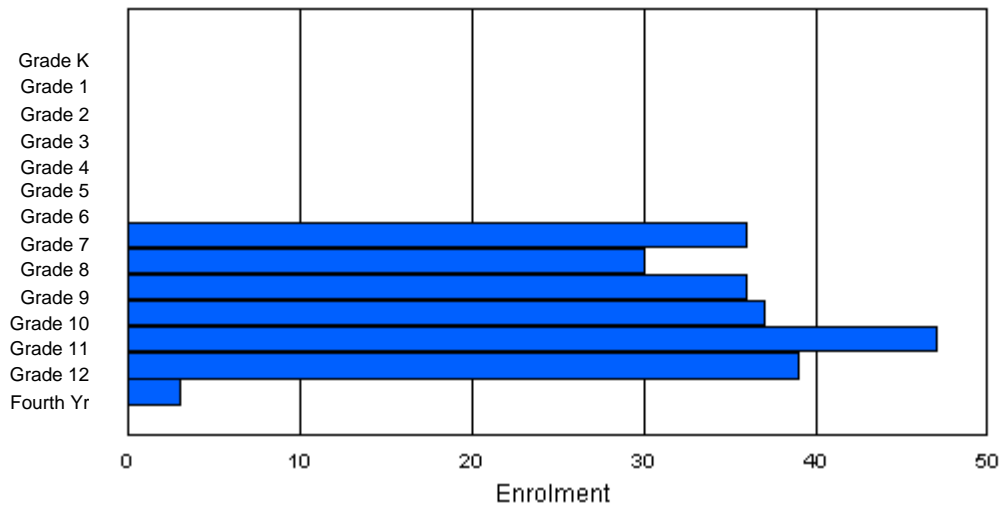
Enrolment By Age and Gender

Gender	Age																	Total
	5	6	7	8	9	10	11	12	13	14	15	16	17	18	19	20>		
Male	1	0	0	0	0	0	0	14	18	16	23	23	20	4	0	2	121	
Female	0	0	0	0	0	0	0	21	12	19	12	24	18	1	0	0	107	
Total	1	0	0	0	0	0	0	35	30	35	35	47	38	5	0	2	228	

Enrolment By Grade and Gender

Gender	Grade															Total
	K	1	2	3	4	5	6	7	8	9	10	11	12	4th		
Male	0	0	0	0	0	0	0	15	18	17	24	22	22	3	121	
Female	0	0	0	0	0	0	0	21	12	19	13	25	17	0	107	
Total	0	0	0	0	0	0	0	36	30	36	37	47	39	3	228	

Enrolment By Grade
For 307



* Data from the 2009-2010 AGR(Enrolment/Age as of the last day in Sept./Dec.)

** Newfoundland Statistics Classification System

*** May include itinerant teachers

District 4 - Easter

#308 - Mary Queen of the World Elementary, Mount Pearl

Classification: Urban
Offers Distance Education: No

Grades: K-6 Number of Grades: 7

[School FTE PTR : 13.6](#)
[District FTE PTR : 12.7](#)
[Provincial FTE PTR : 12.1](#)

[FTE Teachers](#) *** : 28.0

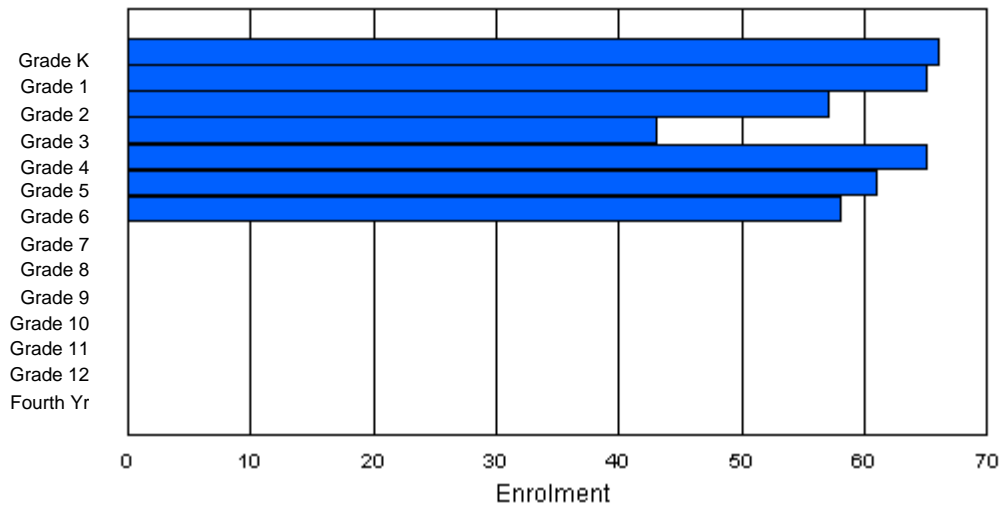
Enrolment By Age and Gender

Gender	Age																Total
	5	6	7	8	9	10	11	12	13	14	15	16	17	18	19	20>	
Male	29	36	28	20	37	33	27	3	0	0	0	0	0	0	0	0	213
Female	35	29	32	22	27	28	23	6	0	0	0	0	0	0	0	0	202
Total	64	65	60	42	64	61	50	9	0	0	0	0	0	0	0	0	415

Enrolment By Grade and Gender

Gender	Grade														Total
	K	1	2	3	4	5	6	7	8	9	10	11	12	4th	
Male	30	36	26	21	36	35	29	0	0	0	0	0	0	0	213
Female	36	29	31	22	29	26	29	0	0	0	0	0	0	0	202
Total	66	65	57	43	65	61	58	0	0	0	0	0	0	0	415

Enrolment By Grade
For 308



* Data from the 2009-2010 AGR(Enrolment/Age as of the last day in Sept./Dec.)

** Newfoundland Statistics Classification System

*** May include itinerant teachers

District 4 - Easter

#309 - Morris Academy, Mount Pearl

Classification: Urban
Offers Distance Education: No

Grades: K-4 Number of Grades: 5

[School FTE PTR : 11.9](#)
[District FTE PTR : 12.7](#)
[Provincial FTE PTR : 12.1](#)

[FTE Teachers](#) *** : 22.6

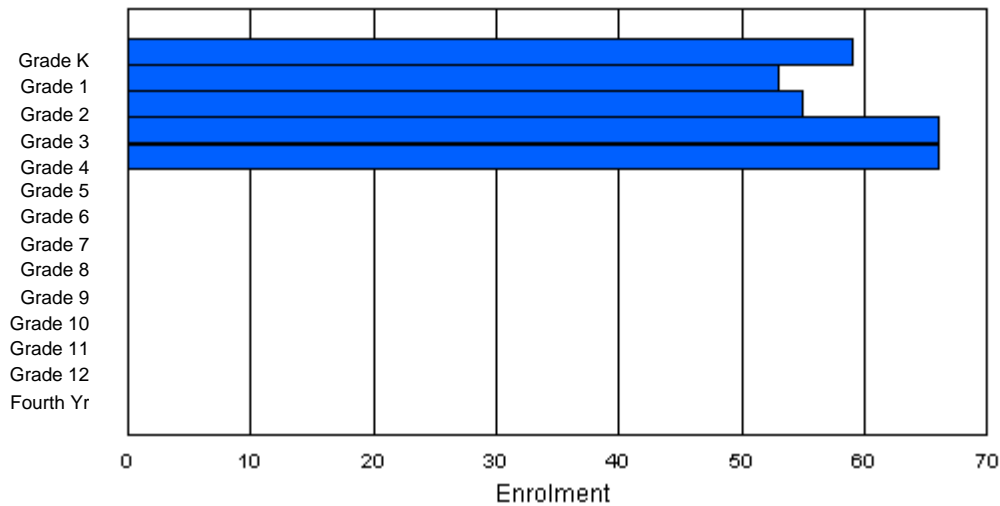
Enrolment By Age and Gender

Gender	Age																Total
	5	6	7	8	9	10	11	12	13	14	15	16	17	18	19	20>	
Male	28	26	18	38	42	0	0	0	0	0	0	0	0	0	0	0	152
Female	30	26	36	28	26	1	0	0	0	0	0	0	0	0	0	0	147
Total	58	52	54	66	68	1	0	0	0	0	0	0	0	0	0	0	299

Enrolment By Grade and Gender

Gender	Grade														Total
	K	1	2	3	4	5	6	7	8	9	10	11	12	4th	
Male	28	27	19	38	40	0	0	0	0	0	0	0	0	0	152
Female	31	26	36	28	26	0	0	0	0	0	0	0	0	0	147
Total	59	53	55	66	66	0	0	0	0	0	0	0	0	0	299

Enrolment By Grade
For 309



* Data from the 2009-2010 AGR(Enrolment/Age as of the last day in Sept./Dec.)

** Newfoundland Statistics Classification System

*** May include itinerant teachers

District 4 - Easter

#310 - Mount Pearl Intermediate, Mount Pearl

Classification: Urban
Offers Distance Education: No

Grades: 5-9 Number of Grades: 5

[School FTE PTR : 14.7](#)
[District FTE PTR : 12.7](#)
[Provincial FTE PTR : 12.1](#)

[FTE Teachers](#) *** : 53.1

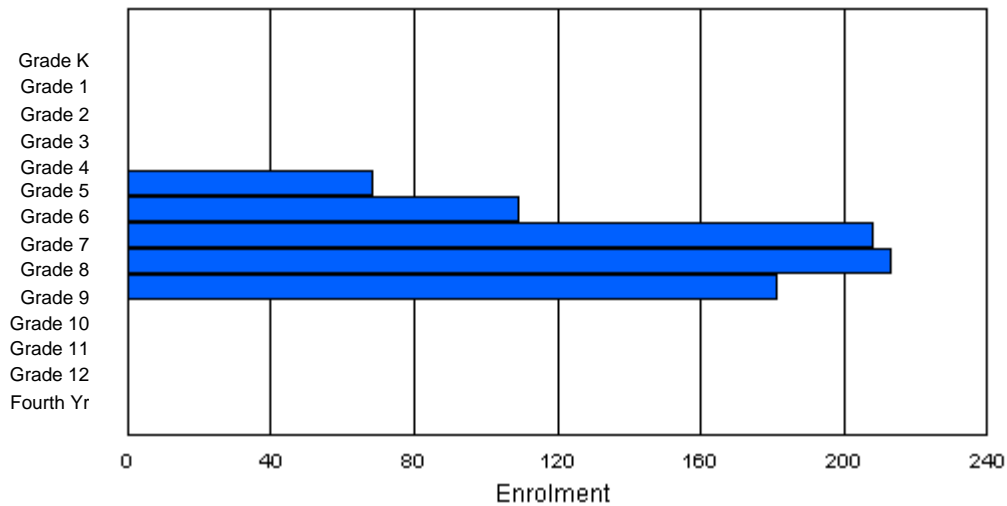
Enrolment By Age and Gender

Gender	Age																Total
	5	6	7	8	9	10	11	12	13	14	15	16	17	18	19	20>	
Male	0	0	0	0	0	31	53	90	100	97	7	1	0	0	0	0	379
Female	0	0	0	0	1	33	54	117	100	94	1	0	0	0	0	0	400
Total	0	0	0	0	1	64	107	207	200	191	8	1	0	0	0	0	779

Enrolment By Grade and Gender

Gender	Grade														Total
	K	1	2	3	4	5	6	7	8	9	10	11	12	4th	
Male	0	0	0	0	0	33	54	91	106	95	0	0	0	0	379
Female	0	0	0	0	0	35	55	117	107	86	0	0	0	0	400
Total	0	0	0	0	0	68	109	208	213	181	0	0	0	0	779

Enrolment By Grade
For 310



* Data from the 2009-2010 AGR(Enrolment/Age as of the last day in Sept./Dec.)

** Newfoundland Statistics Classification System

*** May include itinerant teachers

District 4 - Easter

#311 - Mount Pearl Senior High, Mount Pearl

Classification: Urban
Offers Distance Education: Yes

Grades: 10-12

Number of Grades: 3

[School FTE PTR : 16.9](#)

[District FTE PTR : 12.7](#)

[Provincial FTE PTR : 12.1](#)

[FTE Teachers](#) *** : 41.2

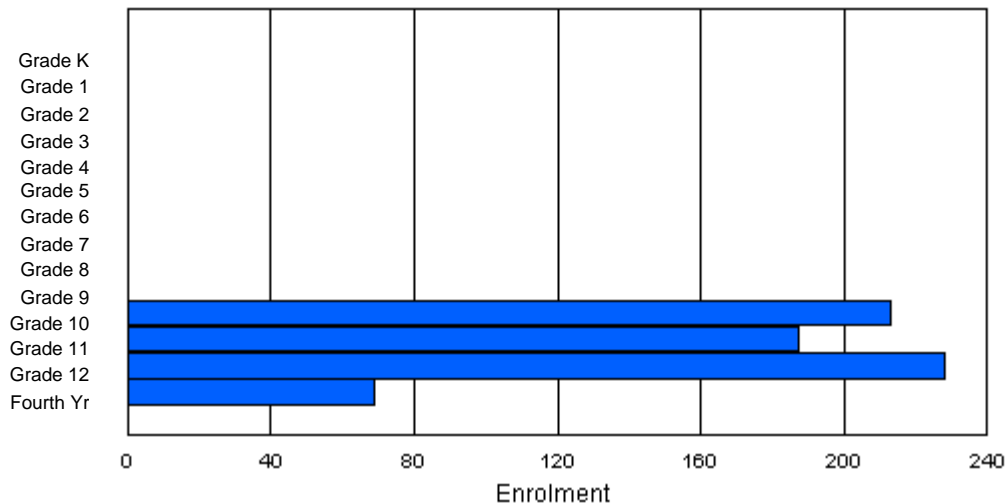
Enrolment By Age and Gender

Gender	Age																	Total
	5	6	7	8	9	10	11	12	13	14	15	16	17	18	19	20>		
Male	0	0	0	0	0	0	0	0	0	0	103	90	112	44	11	3	363	
Female	0	0	0	0	0	0	0	0	0	0	89	92	116	29	6	2	334	
Total	0	0	0	0	0	0	0	0	0	0	192	182	228	73	17	5	697	

Enrolment By Grade and Gender

Gender	Grade															Total
	K	1	2	3	4	5	6	7	8	9	10	11	12	4th		
Male	0	0	0	0	0	0	0	0	0	0	116	90	111	46	363	
Female	0	0	0	0	0	0	0	0	0	0	97	97	117	23	334	
Total	0	0	0	0	0	0	0	0	0	0	213	187	228	69	697	

Enrolment By Grade
For 311



* Data from the 2009-2010 AGR(Enrolment/Age as of the last day in Sept./Dec.)

** Newfoundland Statistics Classification System

*** May include itinerant teachers

District 4 - Easter

#312 - Newtown Elementary, Mount Pearl

Classification: Urban
Offers Distance Education: No

Grades: K-6 Number of Grades: 7

[School FTE PTR : 14.1](#)
[District FTE PTR : 12.7](#)
[Provincial FTE PTR : 12.1](#)

[FTE Teachers](#) *** : 28.0

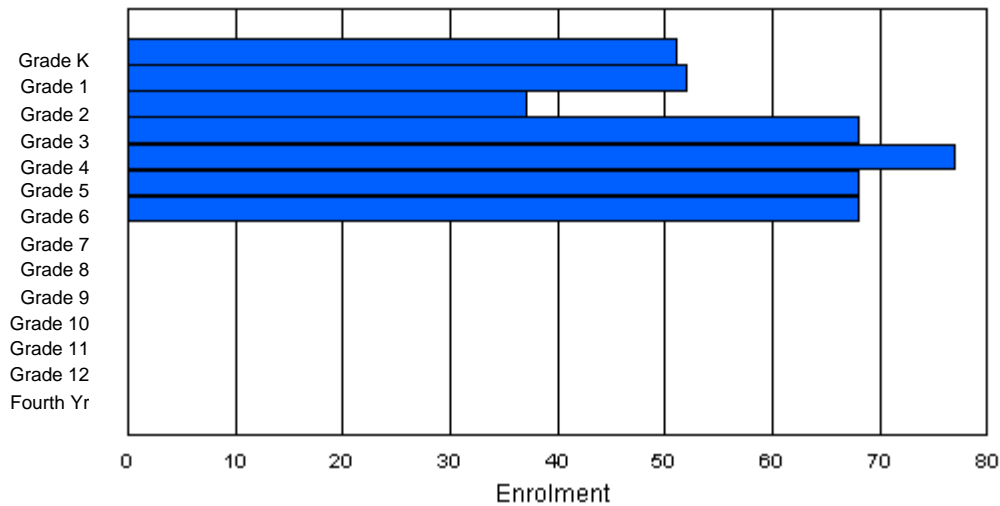
Enrolment By Age and Gender

Gender	Age																Total
	5	6	7	8	9	10	11	12	13	14	15	16	17	18	19	20>	
Male	22	29	21	42	37	38	31	2	0	0	0	0	0	0	0	0	222
Female	27	24	17	24	39	30	36	2	0	0	0	0	0	0	0	0	199
Total	49	53	38	66	76	68	67	4	0	0	0	0	0	0	0	0	421

Enrolment By Grade and Gender

Gender	Grade														Total
	K	1	2	3	4	5	6	7	8	9	10	11	12	4th	
Male	23	28	21	43	38	38	31	0	0	0	0	0	0	0	222
Female	28	24	16	25	39	30	37	0	0	0	0	0	0	0	199
Total	51	52	37	68	77	68	68	0	0	0	0	0	0	0	421

Enrolment By Grade
For 312



* Data from the 2009-2010 AGR(Enrolment/Age as of the last day in Sept./Dec.)

** Newfoundland Statistics Classification System

*** May include itinerant teachers

District 4 - Easter

#313 - O'Donel High School, Mount Pearl

Classification: Urban
Offers Distance Education: Yes

Grades: 10-12

Number of Grades: 3

[School FTE PTR : 16.9](#)

[District FTE PTR : 12.7](#)

[Provincial FTE PTR : 12.1](#)

[FTE Teachers](#) *** : 39.4

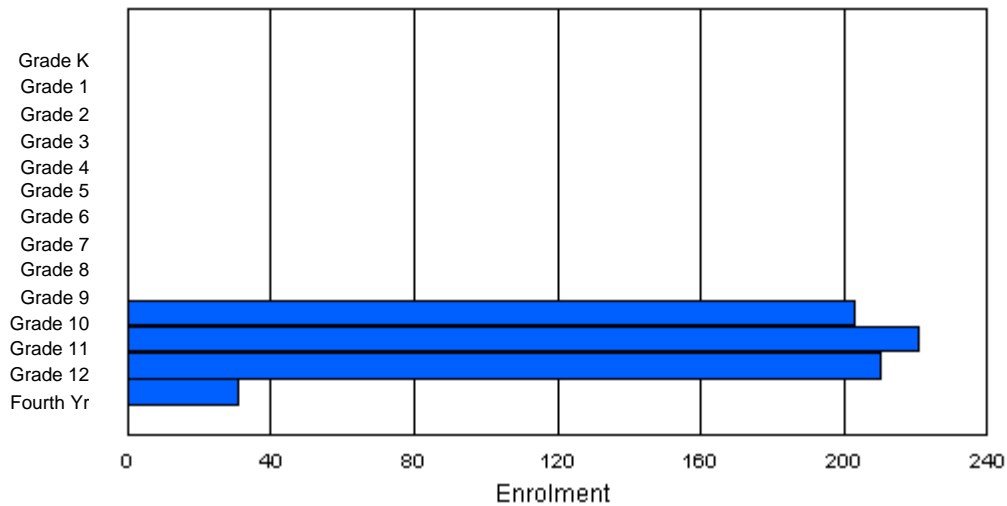
Enrolment By Age and Gender

Gender	Age																	Total
	5	6	7	8	9	10	11	12	13	14	15	16	17	18	19	20>		
Male	0	0	0	0	0	0	0	0	0	0	79	107	110	30	7	1	334	
Female	0	0	0	0	0	0	0	0	0	0	109	105	95	18	4	0	331	
Total	0	0	0	0	0	0	0	0	0	0	188	212	205	48	11	1	665	

Enrolment By Grade and Gender

Gender	Grade															Total
	K	1	2	3	4	5	6	7	8	9	10	11	12	4th		
Male	0	0	0	0	0	0	0	0	0	0	90	112	112	20	334	
Female	0	0	0	0	0	0	0	0	0	0	113	109	98	11	331	
Total	0	0	0	0	0	0	0	0	0	0	203	221	210	31	665	

Enrolment By Grade
For 313



* Data from the 2009-2010 AGR(Enrolment/Age as of the last day in Sept./Dec.)

** Newfoundland Statistics Classification System

*** May include itinerant teachers

District 4 - Easter

#315 - St. Peter's Junior High, Mount Pearl

Classification: Urban
Offers Distance Education: No

Grades: 7-9 Number of Grades: 3

[School FTE PTR : 16.3](#)
[District FTE PTR : 12.7](#)
[Provincial FTE PTR : 12.1](#)

[FTE Teachers](#) *** : 41.8

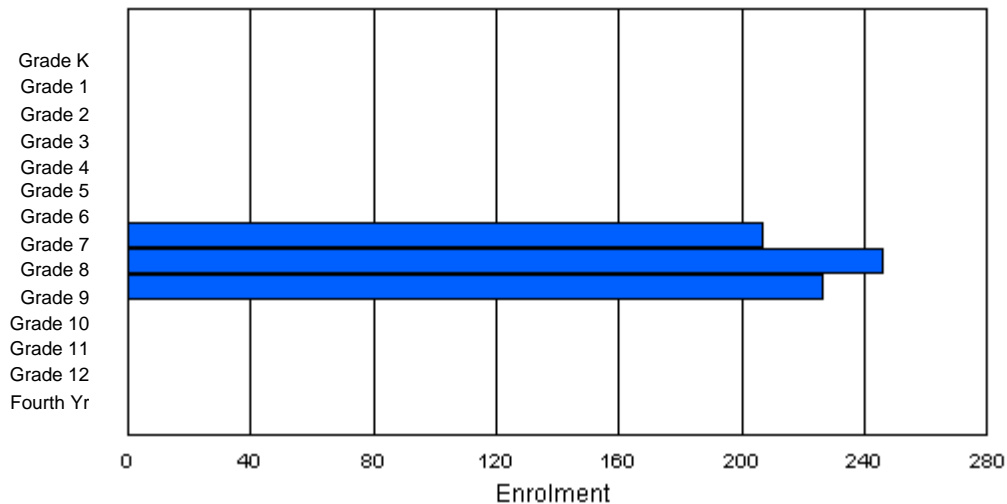
Enrolment By Age and Gender

Gender	Age																	Total
	5	6	7	8	9	10	11	12	13	14	15	16	17	18	19	20>		
Male	0	0	0	0	0	0	0	97	120	104	15	0	0	0	0	0	336	
Female	0	0	0	0	0	0	0	93	124	118	8	0	0	0	0	0	343	
Total	0	0	0	0	0	0	0	190	244	222	23	0	0	0	0	0	679	

Enrolment By Grade and Gender

Gender	Grade															Total
	K	1	2	3	4	5	6	7	8	9	10	11	12	4th		
Male	0	0	0	0	0	0	0	112	118	106	0	0	0	0	336	
Female	0	0	0	0	0	0	0	95	128	120	0	0	0	0	343	
Total	0	0	0	0	0	0	0	207	246	226	0	0	0	0	679	

Enrolment By Grade
For 315



* Data from the 2009-2010 AGR(Enrolment/Age as of the last day in Sept./Dec.)

** Newfoundland Statistics Classification System

*** May include itinerant teachers

District 4 - Easter

#316 - St. Peter's Elementary, Mount Pearl

Classification: Urban
Offers Distance Education: No

Grades: K-6 Number of Grades: 7

[School FTE PTR : 13.9](#)
[District FTE PTR : 12.7](#)
[Provincial FTE PTR : 12.1](#)

[FTE Teachers](#) *** : 48.1

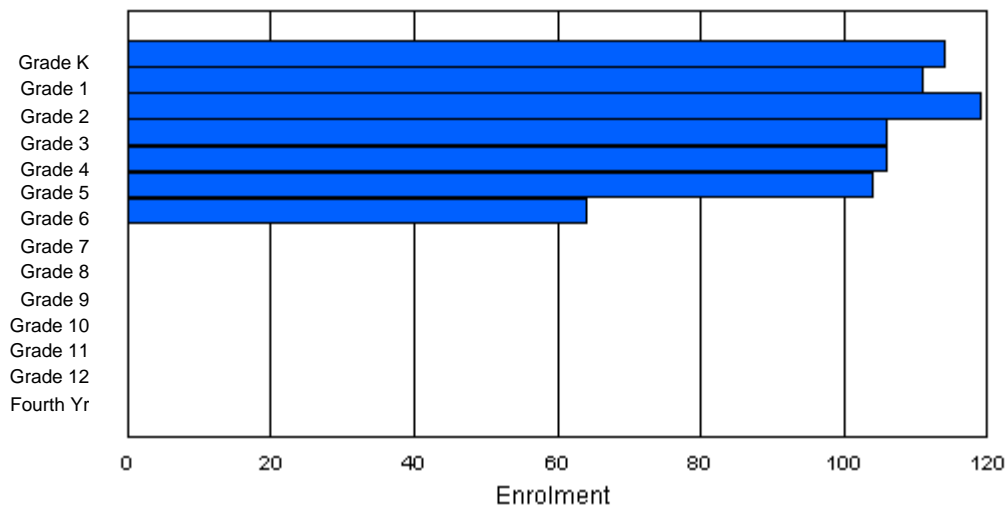
Enrolment By Age and Gender

Gender	Age																Total
	5	6	7	8	9	10	11	12	13	14	15	16	17	18	19	20>	
Male	62	49	52	46	57	53	37	1	0	0	0	0	0	0	0	0	357
Female	51	62	64	62	48	50	28	2	0	0	0	0	0	0	0	0	367
Total	113	111	116	108	105	103	65	3	0	0	0	0	0	0	0	0	724

Enrolment By Grade and Gender

Gender	Grade														Total
	K	1	2	3	4	5	6	7	8	9	10	11	12	4th	
Male	63	48	56	44	59	52	35	0	0	0	0	0	0	0	357
Female	51	63	63	62	47	52	29	0	0	0	0	0	0	0	367
Total	114	111	119	106	106	104	64	0	0	0	0	0	0	0	724

Enrolment By Grade
For 316



* Data from the 2009-2010 AGR(Enrolment/Age as of the last day in Sept./Dec.)

** Newfoundland Statistics Classification System

*** May include itinerant teachers

District 4 - Easter

#317 - St. Francis of Assisi Elementary, Logy Bay/Middle Cove/Outer Cove

Classification: Urban
Offers Distance Education: No

Grades: K-6

Number of Grades: 7

[School FTE PTR : 12.9](#)

[District FTE PTR : 12.7](#)

[Provincial FTE PTR : 12.1](#)

[FTE Teachers](#) *** : 13.0

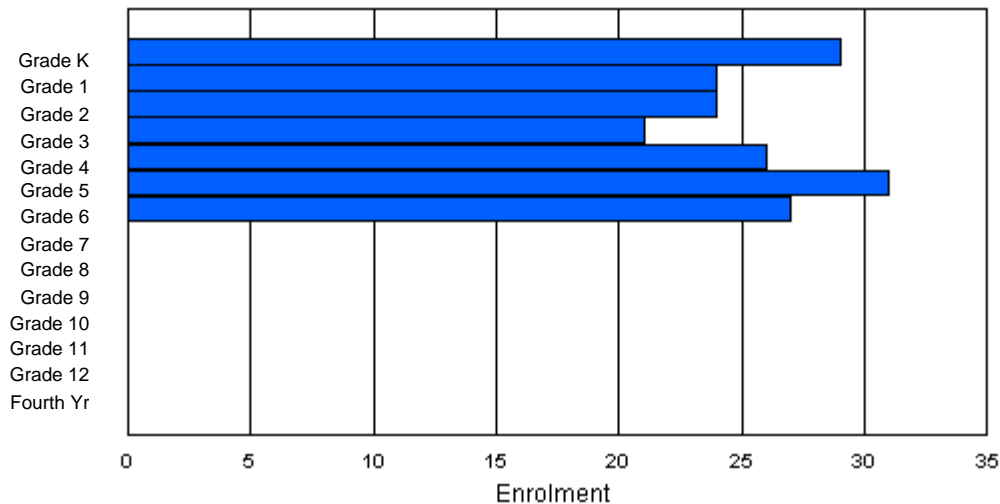
Enrolment By Age and Gender

Gender	Age																Total
	5	6	7	8	9	10	11	12	13	14	15	16	17	18	19	20>	
Male	20	13	12	12	12	14	14	2	0	0	0	0	0	0	0	0	99
Female	9	11	12	9	15	14	13	0	0	0	0	0	0	0	0	0	83
Total	29	24	24	21	27	28	27	2	0	0	0	0	0	0	0	0	182

Enrolment By Grade and Gender

Gender	Grade														Total
	K	1	2	3	4	5	6	7	8	9	10	11	12	4th	
Male	20	13	12	12	12	15	15	0	0	0	0	0	0	0	99
Female	9	11	12	9	14	16	12	0	0	0	0	0	0	0	83
Total	29	24	24	21	26	31	27	0	0	0	0	0	0	0	182

Enrolment By Grade
For 317



* Data from the 2009-2010 AGR(Enrolment/Age as of the last day in Sept./Dec.)

** Newfoundland Statistics Classification System

*** May include itinerant teachers

District 4 - Easter

#318 - Holy Family Elementary, Paradise

Classification: Urban
Offers Distance Education: No

Grades: K-6 Number of Grades: 7

[School FTE PTR : 14.6](#)
[District FTE PTR : 12.7](#)
[Provincial FTE PTR : 12.1](#)

[FTE Teachers](#) *** : 44.9

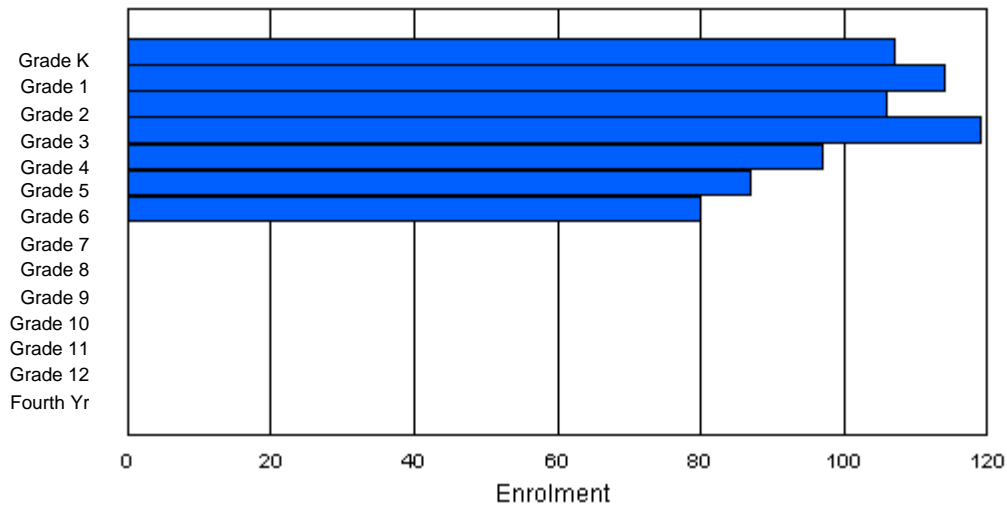
Enrolment By Age and Gender

Gender	Age																Total
	5	6	7	8	9	10	11	12	13	14	15	16	17	18	19	20>	
Male	49	60	56	53	56	47	43	4	0	0	0	0	0	0	0	0	368
Female	57	53	48	66	43	39	36	0	0	0	0	0	0	0	0	0	342
Total	106	113	104	119	99	86	79	4	0	0	0	0	0	0	0	0	710

Enrolment By Grade and Gender

Gender	Grade														Total
	K	1	2	3	4	5	6	7	8	9	10	11	12	4th	
Male	50	61	57	52	56	47	45	0	0	0	0	0	0	0	368
Female	57	53	49	67	41	40	35	0	0	0	0	0	0	0	342
Total	107	114	106	119	97	87	80	0	0	0	0	0	0	0	710

Enrolment By Grade
For 318



* Data from the 2009-2010 AGR(Enrolment/Age as of the last day in Sept./Dec.)

** Newfoundland Statistics Classification System

*** May include itinerant teachers

District 4 - Easter

#319 - Paradise Elementary, Paradise

Classification: Urban
Offers Distance Education: No

Grades: K-6 Number of Grades: 7

[School FTE PTR : 14.6](#)
[District FTE PTR : 12.7](#)
[Provincial FTE PTR : 12.1](#)

[FTE Teachers](#) *** : 44.0

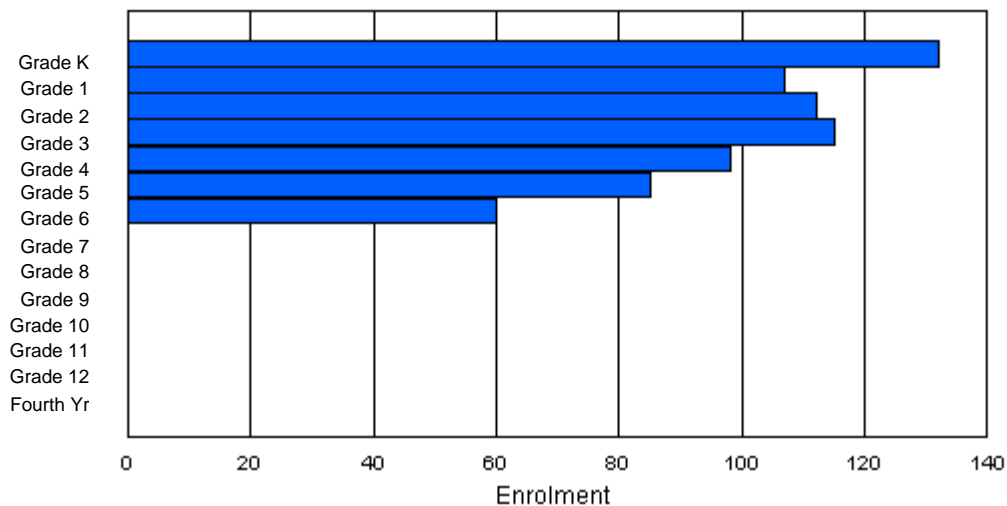
Enrolment By Age and Gender

Gender	Age																Total
	5	6	7	8	9	10	11	12	13	14	15	16	17	18	19	20>	
Male	71	58	58	57	47	39	24	1	0	0	0	0	0	0	0	0	355
Female	60	48	54	57	48	48	37	1	1	0	0	0	0	0	0	0	354
Total	131	106	112	114	95	87	61	2	1	0	0	0	0	0	0	0	709

Enrolment By Grade and Gender

Gender	Grade														Total
	K	1	2	3	4	5	6	7	8	9	10	11	12	4th	
Male	72	58	57	59	48	37	24	0	0	0	0	0	0	0	355
Female	60	49	55	56	50	48	36	0	0	0	0	0	0	0	354
Total	132	107	112	115	98	85	60	0	0	0	0	0	0	0	709

Enrolment By Grade
For 319



* Data from the 2009-2010 AGR(Enrolment/Age as of the last day in Sept./Dec.)

** Newfoundland Statistics Classification System

*** May include itinerant teachers

District 4 - Easter

#320 - Beachy Cove Elementary, Portugal Cove - St. Philip's

Classification: Urban
Offers Distance Education: No

Grades: K-6 Number of Grades: 7

[School FTE PTR : 14.2](#)
[District FTE PTR : 12.7](#)
[Provincial FTE PTR : 12.1](#)

[FTE Teachers](#) *** : 38.7

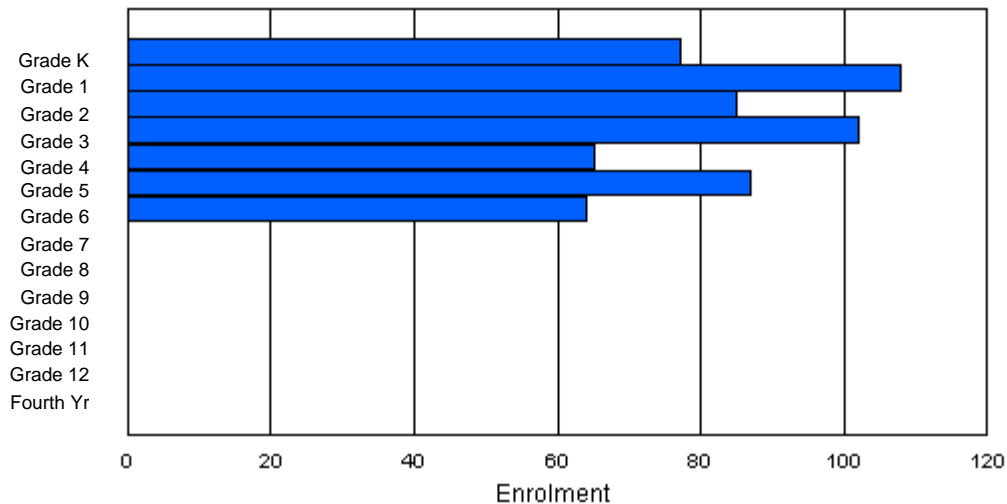
Enrolment By Age and Gender

Gender	Age																Total
	5	6	7	8	9	10	11	12	13	14	15	16	17	18	19	20>	
Male	41	55	51	57	30	51	26	5	0	0	0	0	0	0	0	0	316
Female	33	53	36	42	38	35	35	0	0	0	0	0	0	0	0	0	272
Total	74	108	87	99	68	86	61	5	0	0	0	0	0	0	0	0	588

Enrolment By Grade and Gender

Gender	Grade														Total
	K	1	2	3	4	5	6	7	8	9	10	11	12	4th	
Male	45	53	50	56	31	50	31	0	0	0	0	0	0	0	316
Female	32	55	35	46	34	37	33	0	0	0	0	0	0	0	272
Total	77	108	85	102	65	87	64	0	0	0	0	0	0	0	588

Enrolment By Grade
For 320



* Data from the 2009-2010 AGR(Enrolment/Age as of the last day in Sept./Dec.)

** Newfoundland Statistics Classification System

*** May include itinerant teachers

District 4 - Easter

#324 - Beaconsfield Junior High, St. John's

Classification: Urban
Offers Distance Education: No

Grades: 7-9 Number of Grades: 3

[School FTE PTR : 13.7](#)
[District FTE PTR : 12.7](#)
[Provincial FTE PTR : 12.1](#)

[FTE Teachers](#) *** : 34.6

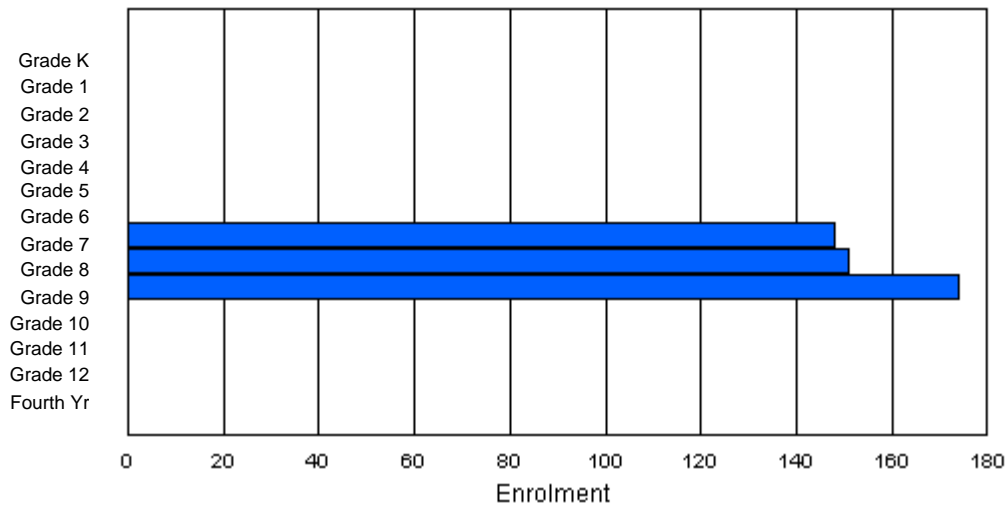
Enrolment By Age and Gender

Gender	Age																Total
	5	6	7	8	9	10	11	12	13	14	15	16	17	18	19	20>	
Male	0	0	0	0	0	0	0	67	80	84	10	0	0	0	0	0	241
Female	0	0	0	0	0	0	0	63	75	87	7	0	0	0	0	0	232
Total	0	0	0	0	0	0	0	130	155	171	17	0	0	0	0	0	473

Enrolment By Grade and Gender

Gender	Grade														Total
	K	1	2	3	4	5	6	7	8	9	10	11	12	4th	
Male	0	0	0	0	0	0	0	77	81	83	0	0	0	0	241
Female	0	0	0	0	0	0	0	71	70	91	0	0	0	0	232
Total	0	0	0	0	0	0	0	148	151	174	0	0	0	0	473

Enrolment By Grade
For 324



* Data from the 2009-2010 AGR(Enrolment/Age as of the last day in Sept./Dec.)

** Newfoundland Statistics Classification System

*** May include itinerant teachers

District 4 - Easter

#325 - Bishop Abraham Elementary, St. John's

Classification: Urban
Offers Distance Education: No

Grades: K-6 Number of Grades: 7

[School FTE PTR : 8.6](#)
[District FTE PTR : 12.7](#)
[Provincial FTE PTR : 12.1](#)

[FTE Teachers](#) *** : 15.0

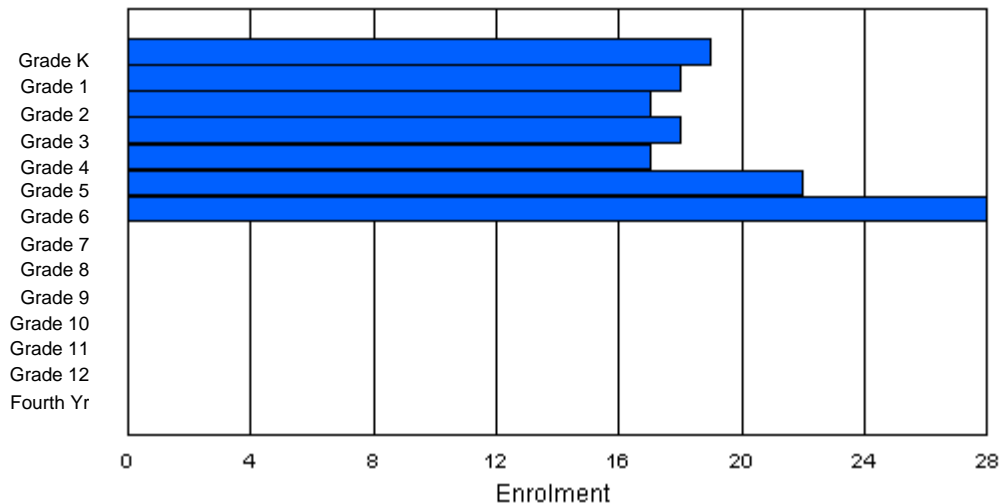
Enrolment By Age and Gender

Gender	Age																Total
	5	6	7	8	9	10	11	12	13	14	15	16	17	18	19	20>	
Male	7	10	10	8	7	11	13	4	0	0	0	0	0	0	0	0	70
Female	11	8	8	8	10	9	15	0	0	0	0	0	0	0	0	0	69
Total	18	18	18	16	17	20	28	4	0	0	0	0	0	0	0	0	139

Enrolment By Grade and Gender

Gender	Grade														Total
	K	1	2	3	4	5	6	7	8	9	10	11	12	4th	
Male	8	10	9	9	8	11	15	0	0	0	0	0	0	0	70
Female	11	8	8	9	9	11	13	0	0	0	0	0	0	0	69
Total	19	18	17	18	17	22	28	0	0	0	0	0	0	0	139

Enrolment By Grade
For 325



* Data from the 2009-2010 AGR(Enrolment/Age as of the last day in Sept./Dec.)

** Newfoundland Statistics Classification System

*** May include itinerant teachers

District 4 - Easter

#326 - Bishop Feild Elementary, St. John's

Classification: Urban
Offers Distance Education: No

Grades: K-6 Number of Grades: 7

[School FTE PTR : 8.7](#)
[District FTE PTR : 12.7](#)
[Provincial FTE PTR : 12.1](#)

[FTE Teachers](#) *** : 23.6

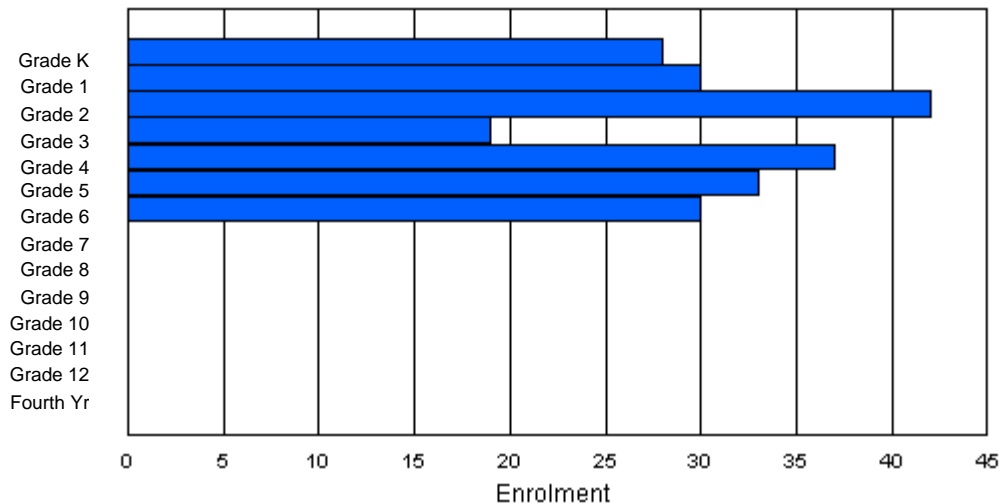
Enrolment By Age and Gender

Gender	Age																Total
	5	6	7	8	9	10	11	12	13	14	15	16	17	18	19	20>	
Male	15	14	21	9	19	14	14	1	0	0	1	0	0	0	0	0	108
Female	12	18	18	12	17	18	13	2	1	0	0	0	0	0	0	0	111
Total	27	32	39	21	36	32	27	3	1	0	1	0	0	0	0	0	219

Enrolment By Grade and Gender

Gender	Grade														Total
	K	1	2	3	4	5	6	7	8	9	10	11	12	4th	
Male	16	13	23	8	18	16	14	0	0	0	0	0	0	0	108
Female	12	17	19	11	19	17	16	0	0	0	0	0	0	0	111
Total	28	30	42	19	37	33	30	0	0	0	0	0	0	0	219

Enrolment By Grade
For 326



* Data from the 2009-2010 AGR(Enrolment/Age as of the last day in Sept./Dec.)

** Newfoundland Statistics Classification System

*** May include itinerant teachers

District 4 - Easter

#327 - Bishops College High, St. John's

Classification: Urban
Offers Distance Education: No

Grades: 10-12

Number of Grades: 3

[School FTE PTR : 17.3](#)

[District FTE PTR : 12.7](#)

[Provincial FTE PTR : 12.1](#)

[FTE Teachers](#) *** : 32.5

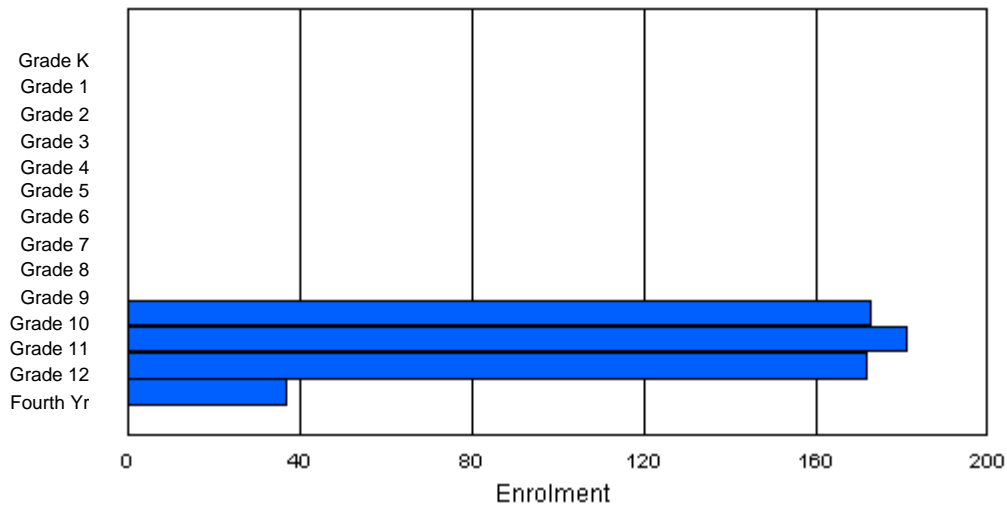
Enrolment By Age and Gender

Gender	Age																	Total
	5	6	7	8	9	10	11	12	13	14	15	16	17	18	19	20>		
Male	0	0	0	0	0	0	0	0	0	0	87	78	103	26	7	2	303	
Female	0	0	0	0	0	0	0	0	0	0	73	90	74	21	2	0	260	
Total	0	0	0	0	0	0	0	0	0	0	160	168	177	47	9	2	563	

Enrolment By Grade and Gender

Gender	Grade															Total
	K	1	2	3	4	5	6	7	8	9	10	11	12	4th		
Male	0	0	0	0	0	0	0	0	0	0	95	88	97	23	303	
Female	0	0	0	0	0	0	0	0	0	0	78	93	75	14	260	
Total	0	0	0	0	0	0	0	0	0	0	173	181	172	37	563	

Enrolment By Grade
For 327



* Data from the 2009-2010 AGR(Enrolment/Age as of the last day in Sept./Dec.)

** Newfoundland Statistics Classification System

*** May include itinerant teachers

District 4 - Easter

#328 - Booth Memorial High School, St. John's

Classification: Urban
Offers Distance Education: No

Grades: 10-12 Number of Grades: 3

[School FTE PTR : 15.1](#)
[District FTE PTR : 12.7](#)
[Provincial FTE PTR : 12.1](#)

[FTE Teachers](#) *** : 29.8

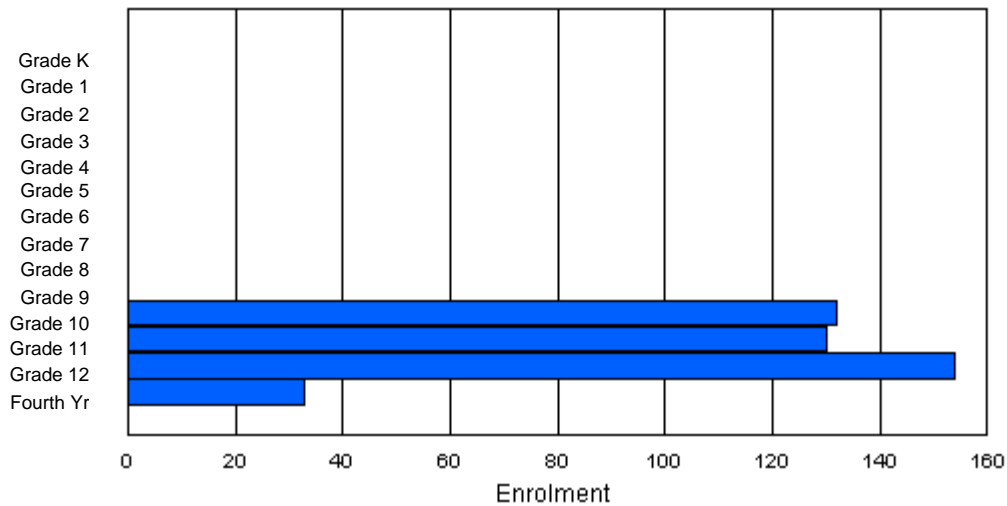
Enrolment By Age and Gender

Gender	Age																	Total
	5	6	7	8	9	10	11	12	13	14	15	16	17	18	19	20>		
Male	0	0	0	0	0	0	0	0	0	1	61	62	77	41	2	0	244	
Female	0	0	0	0	0	0	0	0	0	0	60	60	69	13	2	1	205	
Total	0	0	0	0	0	0	0	0	0	1	121	122	146	54	4	1	449	

Enrolment By Grade and Gender

Gender	Grade														Total
	K	1	2	3	4	5	6	7	8	9	10	11	12	4th	
Male	0	0	0	0	0	0	0	0	0	0	66	68	89	21	244
Female	0	0	0	0	0	0	0	0	0	0	66	62	65	12	205
Total	0	0	0	0	0	0	0	0	0	0	132	130	154	33	449

Enrolment By Grade
For 328



* Data from the 2009-2010 AGR(Enrolment/Age as of the last day in Sept./Dec.)

** Newfoundland Statistics Classification System

*** May include itinerant teachers

District 4 - Easter

#330 - Brother Rice Junior High, St. John's

Classification: Urban
Offers Distance Education: No

Grades: 7-9

Number of Grades: 3

[School FTE PTR : 12.1](#)

[District FTE PTR : 12.7](#)

[Provincial FTE PTR : 12.1](#)

[FTE Teachers](#) *** : 29.3

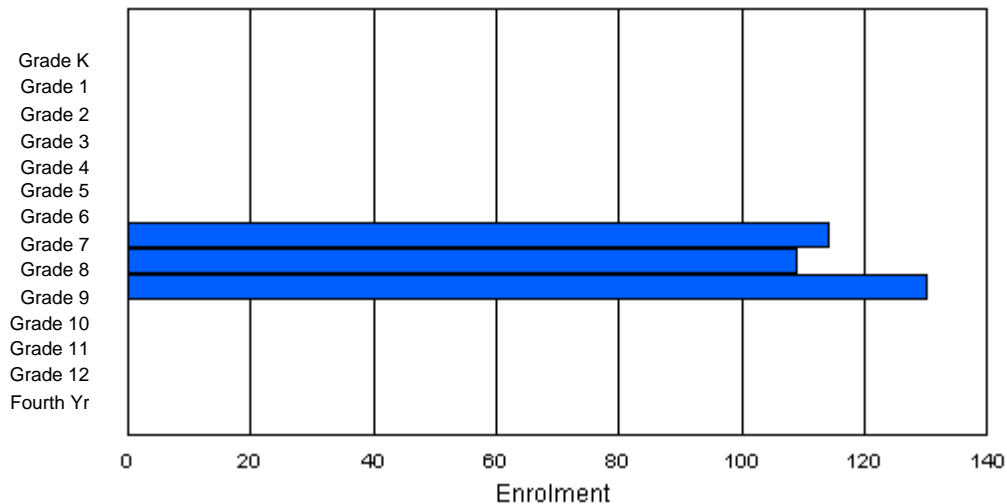
Enrolment By Age and Gender

Gender	Age																Total
	5	6	7	8	9	10	11	12	13	14	15	16	17	18	19	20>	
Male	0	0	0	0	0	0	0	44	63	61	7	0	0	0	0	0	175
Female	0	0	0	0	0	0	1	57	49	64	7	0	0	0	0	0	178
Total	0	0	0	0	0	0	1	101	112	125	14	0	0	0	0	0	353

Enrolment By Grade and Gender

Gender	Grade														Total
	K	1	2	3	4	5	6	7	8	9	10	11	12	4th	
Male	0	0	0	0	0	0	0	51	63	61	0	0	0	0	175
Female	0	0	0	0	0	0	0	63	46	69	0	0	0	0	178
Total	0	0	0	0	0	0	0	114	109	130	0	0	0	0	353

Enrolment By Grade
For 330



* Data from the 2009-2010 AGR(Enrolment/Age as of the last day in Sept./Dec.)

** Newfoundland Statistics Classification System

*** May include itinerant teachers

District 4 - Easter

#331 - Cowan Heights Elementary, St. John's

Classification: Urban
Offers Distance Education: No

Grades: K-6 Number of Grades: 7

[School FTE PTR : 13.3](#)
[District FTE PTR : 12.7](#)
[Provincial FTE PTR : 12.1](#)

[FTE Teachers](#) *** : 26.0

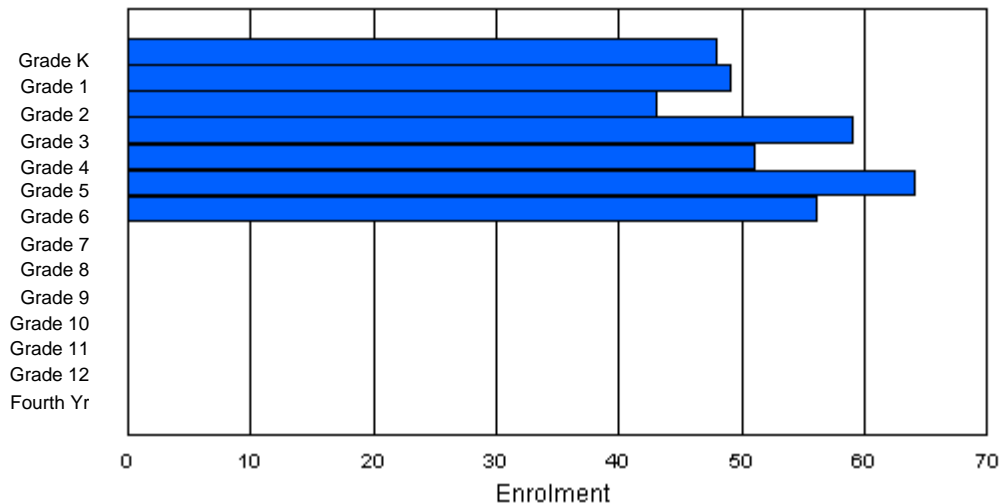
Enrolment By Age and Gender

Gender	Age																Total
	5	6	7	8	9	10	11	12	13	14	15	16	17	18	19	20>	
Male	26	28	24	33	24	26	24	1	0	0	0	0	0	0	0	0	186
Female	21	21	19	26	28	36	33	0	0	0	0	0	0	0	0	0	184
Total	47	49	43	59	52	62	57	1	0	0	0	0	0	0	0	0	370

Enrolment By Grade and Gender

Gender	Grade														Total
	K	1	2	3	4	5	6	7	8	9	10	11	12	4th	
Male	27	28	24	33	23	27	24	0	0	0	0	0	0	0	186
Female	21	21	19	26	28	37	32	0	0	0	0	0	0	0	184
Total	48	49	43	59	51	64	56	0	0	0	0	0	0	0	370

Enrolment By Grade
For 331



* Data from the 2009-2010 AGR(Enrolment/Age as of the last day in Sept./Dec.)

** Newfoundland Statistics Classification System

*** May include itinerant teachers

District 4 - Easter

#334 - Larkhall Academy, St. John's

Classification: Urban
Offers Distance Education: No

Grades: K-6 Number of Grades: 7

[School FTE PTR : 12.7](#)
[District FTE PTR : 12.7](#)
[Provincial FTE PTR : 12.1](#)

[FTE Teachers](#) *** : 24.5

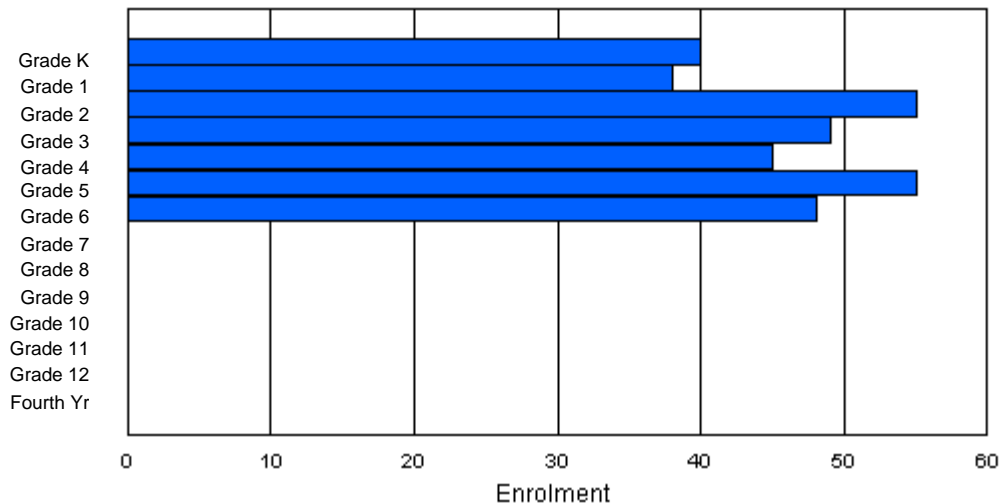
Enrolment By Age and Gender

Gender	Age																Total
	5	6	7	8	9	10	11	12	13	14	15	16	17	18	19	20>	
Male	14	25	23	31	21	22	30	3	0	0	0	0	0	0	0	0	169
Female	24	14	31	17	22	32	21	0	0	0	0	0	0	0	0	0	161
Total	38	39	54	48	43	54	51	3	0	0	0	0	0	0	0	0	330

Enrolment By Grade and Gender

Gender	Grade														Total
	K	1	2	3	4	5	6	7	8	9	10	11	12	4th	
Male	15	25	23	32	23	22	29	0	0	0	0	0	0	0	169
Female	25	13	32	17	22	33	19	0	0	0	0	0	0	0	161
Total	40	38	55	49	45	55	48	0	0	0	0	0	0	0	330

Enrolment By Grade
For 334



* Data from the 2009-2010 AGR(Enrolment/Age as of the last day in Sept./Dec.)

** Newfoundland Statistics Classification System

*** May include itinerant teachers

District 4 - Easter

#335 - Leary's Brook Junior High, St. John's

Classification: Urban
Offers Distance Education: No

Grades: 7-9 Number of Grades: 3

[School FTE PTR : 14.5](#)
[District FTE PTR : 12.7](#)
[Provincial FTE PTR : 12.1](#)

[FTE Teachers](#) *** : 36.0

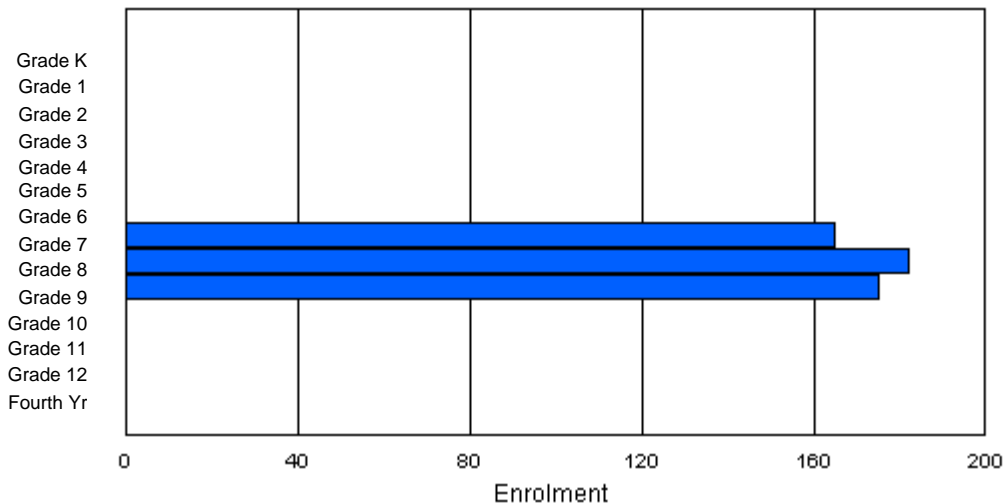
Enrolment By Age and Gender

Gender	Age																	Total
	5	6	7	8	9	10	11	12	13	14	15	16	17	18	19	20>		
Male	0	0	0	0	1	0	0	74	91	86	15	2	0	0	0	0	269	
Female	0	0	0	0	0	0	0	66	89	86	12	0	0	0	0	0	253	
Total	0	0	0	0	1	0	0	140	180	172	27	2	0	0	0	0	522	

Enrolment By Grade and Gender

Gender	Grade														Total
	K	1	2	3	4	5	6	7	8	9	10	11	12	4th	
Male	0	0	0	0	0	0	0	90	89	90	0	0	0	0	269
Female	0	0	0	0	0	0	0	75	93	85	0	0	0	0	253
Total	0	0	0	0	0	0	0	165	182	175	0	0	0	0	522

Enrolment By Grade
For 335



* Data from the 2009-2010 AGR(Enrolment/Age as of the last day in Sept./Dec.)

** Newfoundland Statistics Classification System

*** May include itinerant teachers

District 4 - Easter

#336 - Gonzaga Regional High, St. John's

Classification: Urban
Offers Distance Education: Yes

Grades: 10-12

Number of Grades: 3

[School FTE PTR : 16.3](#)

[District FTE PTR : 12.7](#)

[Provincial FTE PTR : 12.1](#)

[FTE Teachers](#) *** : 43.6

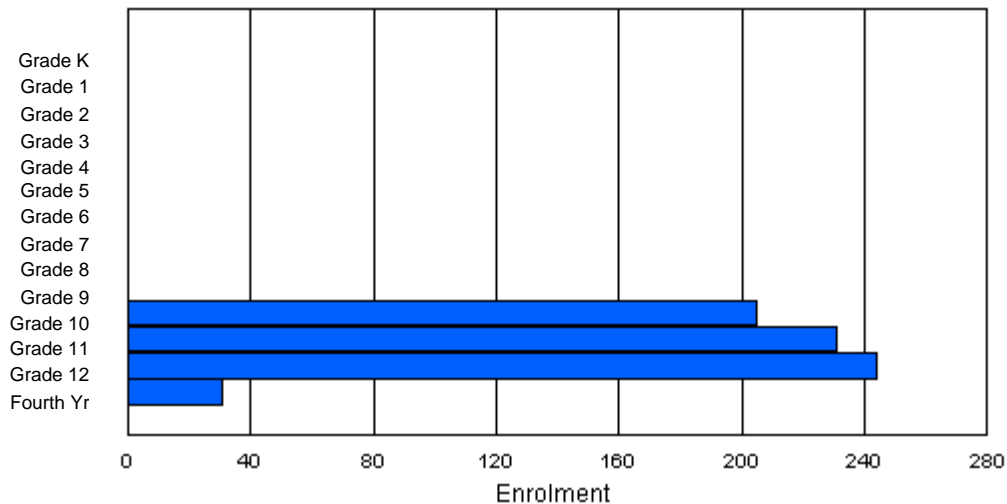
Enrolment By Age and Gender

Gender	Age																	Total
	5	6	7	8	9	10	11	12	13	14	15	16	17	18	19	20>		
Male	0	0	0	0	0	0	0	0	0	0	94	116	129	20	9	0	368	
Female	0	0	0	0	0	0	0	0	0	3	97	109	114	18	2	0	343	
Total	0	0	0	0	0	0	0	0	0	3	191	225	243	38	11	0	711	

Enrolment By Grade and Gender

Gender	Grade															Total
	K	1	2	3	4	5	6	7	8	9	10	11	12	4th		
Male	0	0	0	0	0	0	0	0	0	0	102	120	125	21	368	
Female	0	0	0	0	0	0	0	0	0	0	103	111	119	10	343	
Total	0	0	0	0	0	0	0	0	0	0	205	231	244	31	711	

Enrolment By Grade
For 336



* Data from the 2009-2010 AGR(Enrolment/Age as of the last day in Sept./Dec.)

** Newfoundland Statistics Classification System

*** May include itinerant teachers

District 4 - Easter

#337 - Goulds Elementary, St. John's (Goulds)

Classification: Urban
Offers Distance Education: No

Grades: K-6 Number of Grades: 7

[School FTE PTR : 14.7](#)
[District FTE PTR : 12.7](#)
[Provincial FTE PTR : 12.1](#)

[FTE Teachers](#) *** : 40.1

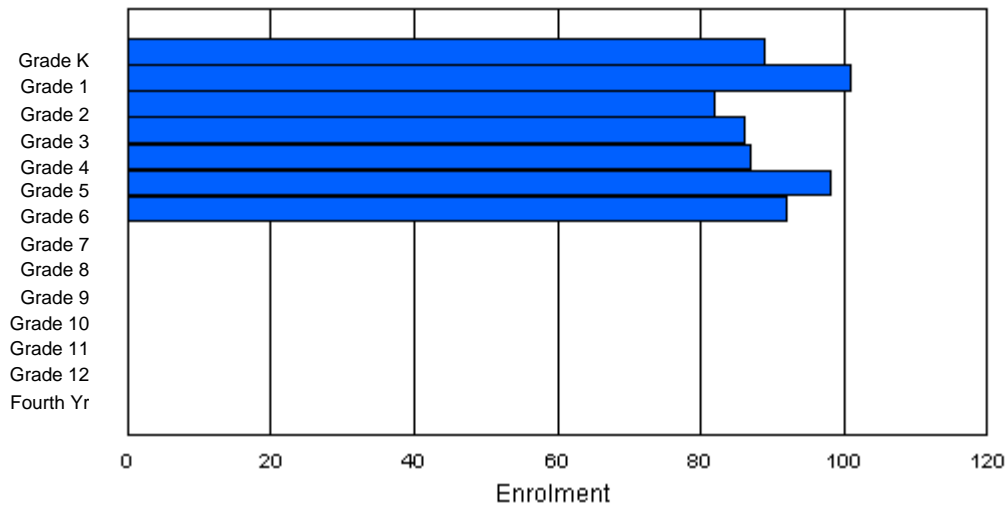
Enrolment By Age and Gender

Gender	Age																Total
	5	6	7	8	9	10	11	12	13	14	15	16	17	18	19	20>	
Male	46	51	48	49	55	46	48	4	0	0	0	0	0	0	0	0	347
Female	43	49	33	37	33	50	43	0	0	0	0	0	0	0	0	0	288
Total	89	100	81	86	88	96	91	4	0	0	0	0	0	0	0	0	635

Enrolment By Grade and Gender

Gender	Grade														Total
	K	1	2	3	4	5	6	7	8	9	10	11	12	4th	
Male	46	51	49	50	53	49	49	0	0	0	0	0	0	0	347
Female	43	50	33	36	34	49	43	0	0	0	0	0	0	0	288
Total	89	101	82	86	87	98	92	0	0	0	0	0	0	0	635

Enrolment By Grade
For 337



* Data from the 2009-2010 AGR(Enrolment/Age as of the last day in Sept./Dec.)

** Newfoundland Statistics Classification System

*** May include itinerant teachers

District 4 - Easter

#339 - Holy Cross Elementary, St. John's

Classification: Urban
Offers Distance Education: No

Grades: K-6 Number of Grades: 7

[School FTE PTR : 10.2](#)
[District FTE PTR : 12.7](#)
[Provincial FTE PTR : 12.1](#)

[FTE Teachers](#) *** : 15.5

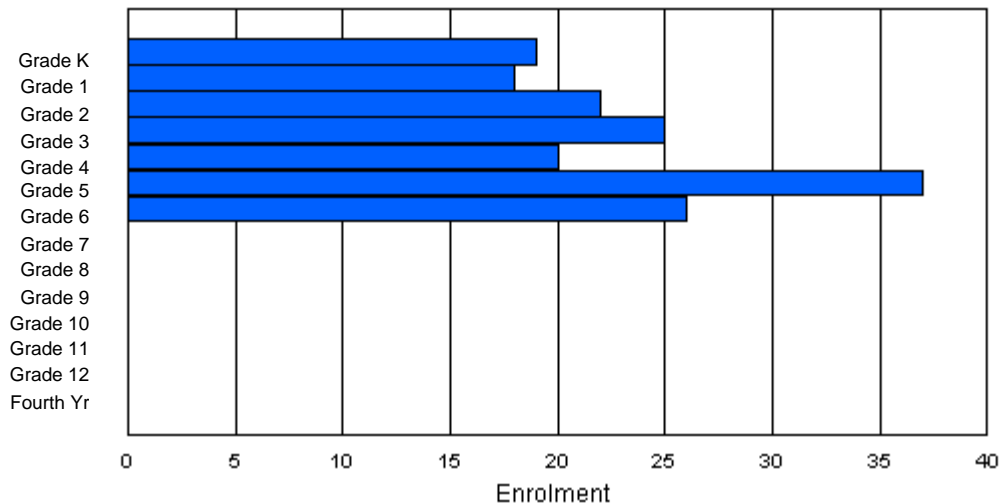
Enrolment By Age and Gender

Gender	Age																Total
	5	6	7	8	9	10	11	12	13	14	15	16	17	18	19	20>	
Male	8	5	16	13	11	23	7	1	0	0	0	0	0	0	0	0	84
Female	10	12	7	11	10	13	19	0	1	0	0	0	0	0	0	0	83
Total	18	17	23	24	21	36	26	1	1	0	0	0	0	0	0	0	167

Enrolment By Grade and Gender

Gender	Grade														Total
	K	1	2	3	4	5	6	7	8	9	10	11	12	4th	
Male	9	5	16	13	11	22	8	0	0	0	0	0	0	0	84
Female	10	13	6	12	9	15	18	0	0	0	0	0	0	0	83
Total	19	18	22	25	20	37	26	0	0	0	0	0	0	0	167

Enrolment By Grade
For 339



* Data from the 2009-2010 AGR(Enrolment/Age as of the last day in Sept./Dec.)

** Newfoundland Statistics Classification System

*** May include itinerant teachers

District 4 - Easter

#340 - Holy Heart of Mary Regional High, St. John's

Classification: Urban
Offers Distance Education: No

Grades: 10-12

Number of Grades: 3

[School FTE PTR : 16.0](#)

[District FTE PTR : 12.7](#)

[Provincial FTE PTR : 12.1](#)

[FTE Teachers](#) *** : 56.9

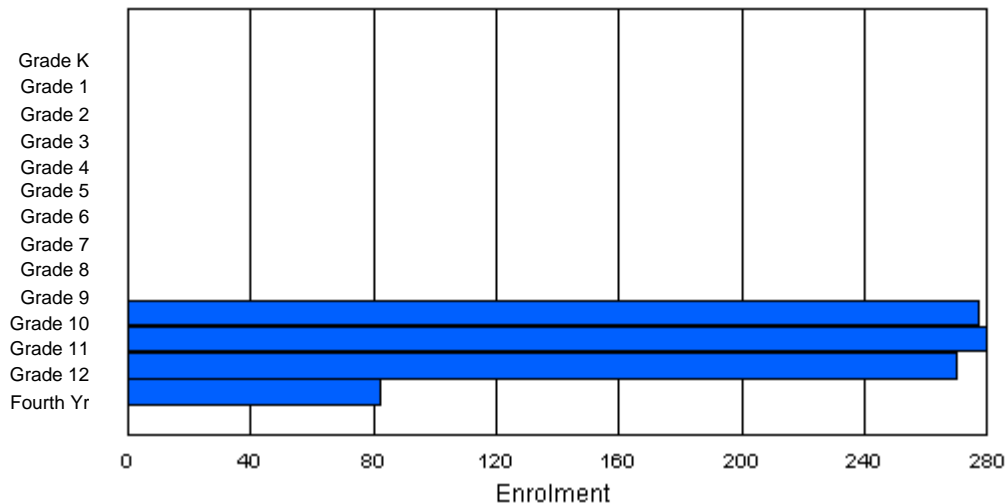
Enrolment By Age and Gender

Gender	Age																	Total
	5	6	7	8	9	10	11	12	13	14	15	16	17	18	19	20>		
Male	0	0	0	0	0	0	0	0	0	1	132	128	127	52	11	6	457	
Female	0	0	0	0	0	0	0	0	0	0	121	135	142	45	6	3	452	
Total	0	0	0	0	0	0	0	0	0	1	253	263	269	97	17	9	909	

Enrolment By Grade and Gender

Gender	Grade															Total
	K	1	2	3	4	5	6	7	8	9	10	11	12	4th		
Male	0	0	0	0	0	0	0	0	0	0	145	141	124	47	457	
Female	0	0	0	0	0	0	0	0	0	0	132	139	146	35	452	
Total	0	0	0	0	0	0	0	0	0	0	277	280	270	82	909	

Enrolment By Grade
For 340



* Data from the 2009-2010 AGR(Enrolment/Age as of the last day in Sept./Dec.)

** Newfoundland Statistics Classification System

*** May include itinerant teachers

District 4 - Easter

#341 - I.J. Samson Junior High, St. John's

Classification: Urban
Offers Distance Education: No

Grades: 7-9 Number of Grades: 3

[School FTE PTR : 13.8](#)
[District FTE PTR : 12.7](#)
[Provincial FTE PTR : 12.1](#)

[FTE Teachers](#) *** : 21.9

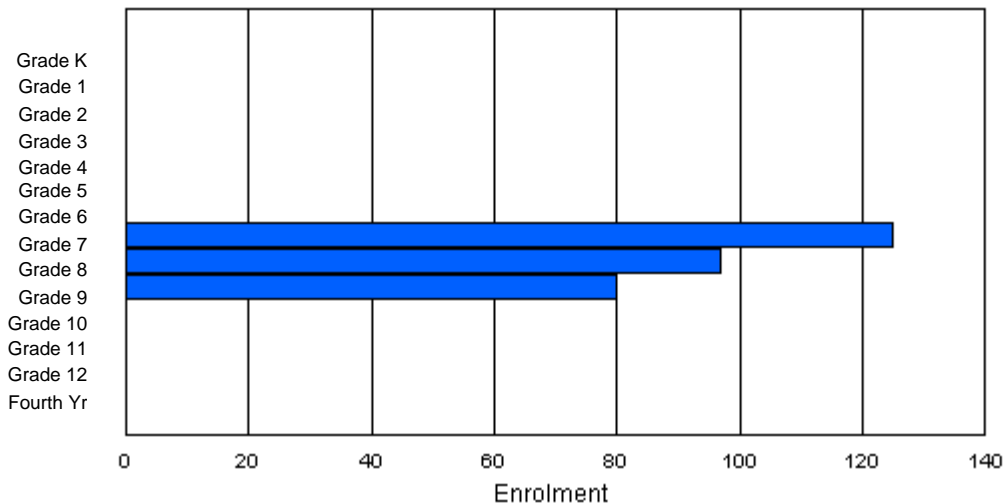
Enrolment By Age and Gender

Gender	Age																Total
	5	6	7	8	9	10	11	12	13	14	15	16	17	18	19	20>	
Male	0	0	0	0	0	0	0	63	43	37	6	0	0	0	0	0	149
Female	0	0	0	0	0	0	0	57	60	35	0	0	0	0	0	1	153
Total	0	0	0	0	0	0	0	120	103	72	6	0	0	0	0	1	302

Enrolment By Grade and Gender

Gender	Grade														Total
	K	1	2	3	4	5	6	7	8	9	10	11	12	4th	
Male	0	0	0	0	0	0	0	66	40	43	0	0	0	0	149
Female	0	0	0	0	0	0	0	59	57	37	0	0	0	0	153
Total	0	0	0	0	0	0	0	125	97	80	0	0	0	0	302

Enrolment By Grade
For 341



* Data from the 2009-2010 AGR(Enrolment/Age as of the last day in Sept./Dec.)

** Newfoundland Statistics Classification System

*** May include itinerant teachers

District 4 - Easter

#342 - MacDonald Drive Elementary, St. John's

Classification: Urban
Offers Distance Education: No

Grades: K-6 Number of Grades: 7

[School FTE PTR : 13.3](#)
[District FTE PTR : 12.7](#)
[Provincial FTE PTR : 12.1](#)

[FTE Teachers](#) *** : 26.0

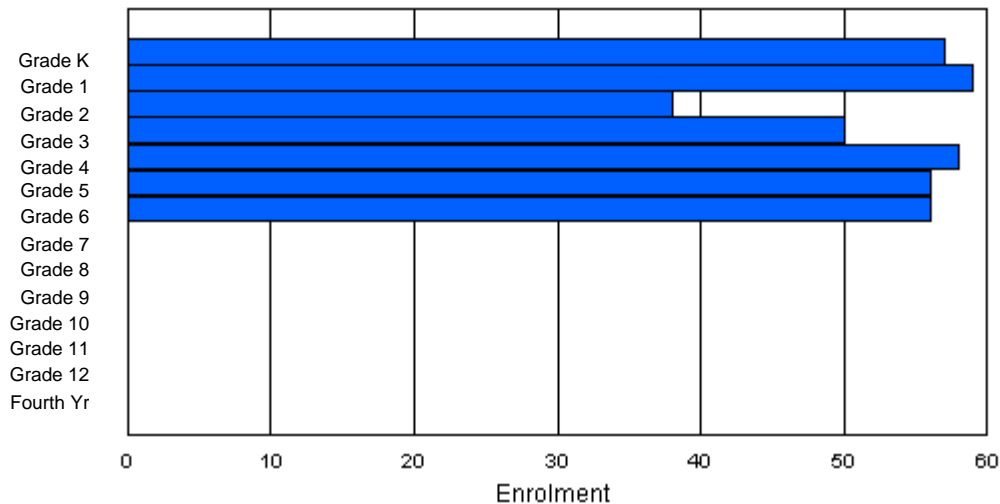
Enrolment By Age and Gender

Gender	Age																Total
	5	6	7	8	9	10	11	12	13	14	15	16	17	18	19	20>	
Male	31	31	19	20	38	23	27	2	0	0	0	0	0	0	0	0	191
Female	26	26	20	31	19	34	26	1	0	0	0	0	0	0	0	0	183
Total	57	57	39	51	57	57	53	3	0	0	0	0	0	0	0	0	374

Enrolment By Grade and Gender

Gender	Grade														Total
	K	1	2	3	4	5	6	7	8	9	10	11	12	4th	
Male	31	31	20	19	38	23	29	0	0	0	0	0	0	0	191
Female	26	28	18	31	20	33	27	0	0	0	0	0	0	0	183
Total	57	59	38	50	58	56	56	0	0	0	0	0	0	0	374

Enrolment By Grade
For 342



* Data from the 2009-2010 AGR(Enrolment/Age as of the last day in Sept./Dec.)

** Newfoundland Statistics Classification System

*** May include itinerant teachers

District 4 - Easter

#343 - MacDonald Drive Junior High, St. John's

Classification: Urban
Offers Distance Education: No

Grades: 7-9 Number of Grades: 3

[School FTE PTR : 16.1](#)
[District FTE PTR : 12.7](#)
[Provincial FTE PTR : 12.1](#)

[FTE Teachers](#) *** : 38.5

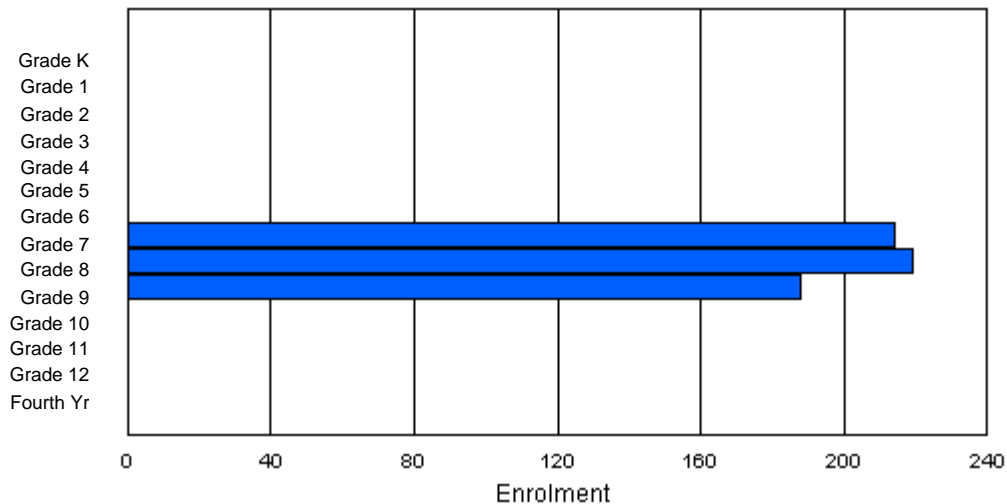
Enrolment By Age and Gender

Gender	Age																	Total
	5	6	7	8	9	10	11	12	13	14	15	16	17	18	19	20>		
Male	0	0	0	0	0	0	1	110	114	106	6	0	1	0	0	0	338	
Female	0	0	0	0	0	0	0	97	99	80	5	2	0	0	0	0	283	
Total	0	0	0	0	0	0	1	207	213	186	11	2	1	0	0	0	621	

Enrolment By Grade and Gender

Gender	Grade														Total
	K	1	2	3	4	5	6	7	8	9	10	11	12	4th	
Male	0	0	0	0	0	0	0	116	121	101	0	0	0	0	338
Female	0	0	0	0	0	0	0	98	98	87	0	0	0	0	283
Total	0	0	0	0	0	0	0	214	219	188	0	0	0	0	621

Enrolment By Grade
For 343



* Data from the 2009-2010 AGR(Enrolment/Age as of the last day in Sept./Dec.)

** Newfoundland Statistics Classification System

*** May include itinerant teachers

District 4 - Easter

#345 - Mary Queen of Peace Elementary, St. John's

Classification: Urban
Offers Distance Education: No

Grades: K-6 Number of Grades: 7

[School FTE PTR : 14.4](#)
[District FTE PTR : 12.7](#)
[Provincial FTE PTR : 12.1](#)

[FTE Teachers](#) *** : 47.9

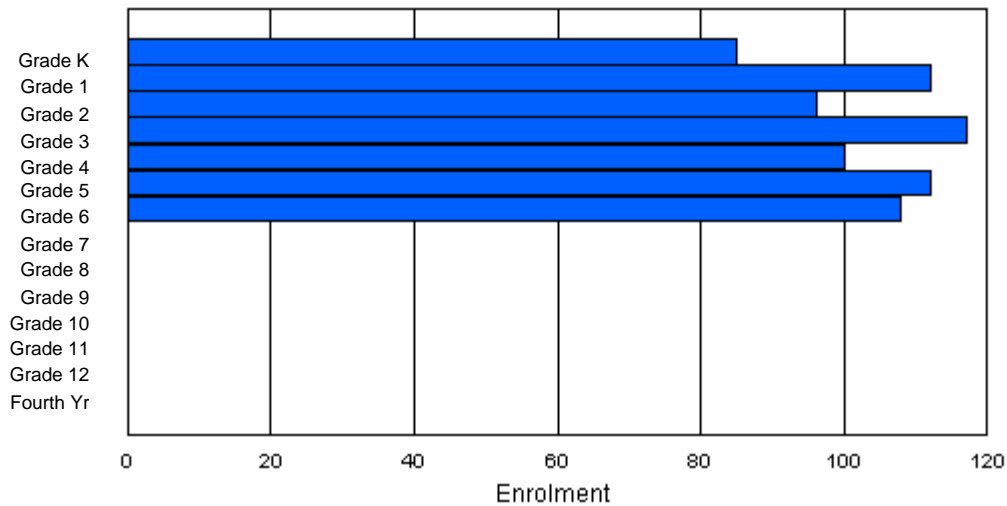
Enrolment By Age and Gender

Gender	Age																Total
	5	6	7	8	9	10	11	12	13	14	15	16	17	18	19	20>	
Male	48	48	44	55	55	52	57	2	0	0	0	0	0	0	0	0	361
Female	35	62	54	62	42	65	47	2	0	0	0	0	0	0	0	0	369
Total	83	110	98	117	97	117	104	4	0	0	0	0	0	0	0	0	730

Enrolment By Grade and Gender

Gender	Grade														Total	
	K	1	2	3	4	5	6	7	8	9	10	11	12	4th		
Male	49	50	43	53	58	49	59	0	0	0	0	0	0	0	0	361
Female	36	62	53	64	42	63	49	0	0	0	0	0	0	0	0	369
Total	85	112	96	117	100	112	108	0	0	0	0	0	0	0	0	730

Enrolment By Grade
For 345



* Data from the 2009-2010 AGR(Enrolment/Age as of the last day in Sept./Dec.)

** Newfoundland Statistics Classification System

*** May include itinerant teachers

District 4 - Easter

#347 - Prince of Wales Collegiate, St. John's

Classification: Urban
Offers Distance Education: No

Grades: 10-12 Number of Grades: 3

[School FTE PTR : 16.4](#)
[District FTE PTR : 12.7](#)
[Provincial FTE PTR : 12.1](#)

[FTE Teachers](#) *** : 45.0

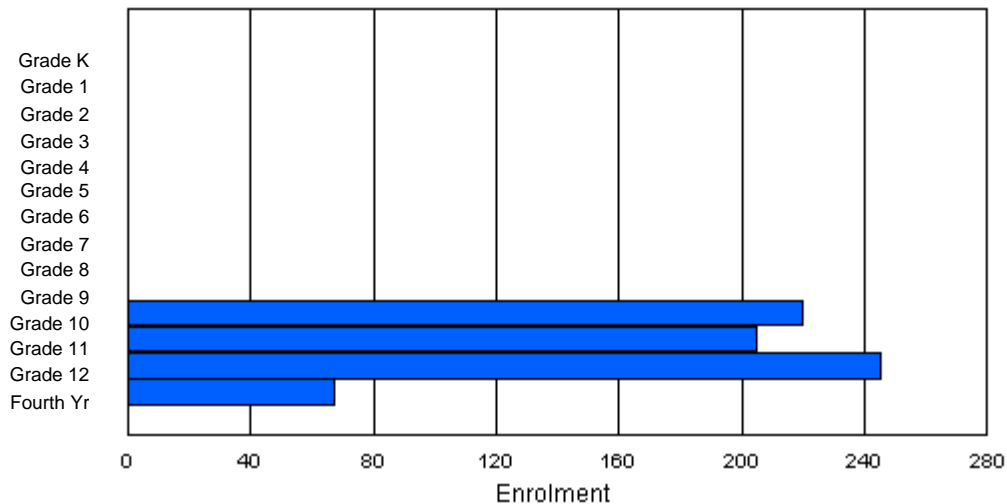
Enrolment By Age and Gender

Gender	Age																	Total
	5	6	7	8	9	10	11	12	13	14	15	16	17	18	19	20>		
Male	0	0	0	0	0	0	0	0	0	0	82	104	120	52	10	1	369	
Female	0	0	0	0	0	0	0	0	0	0	108	97	129	19	13	2	368	
Total	0	0	0	0	0	0	0	0	0	0	190	201	249	71	23	3	737	

Enrolment By Grade and Gender

Gender	Grade															Total
	K	1	2	3	4	5	6	7	8	9	10	11	12	4th		
Male	0	0	0	0	0	0	0	0	0	0	100	108	121	40	369	
Female	0	0	0	0	0	0	0	0	0	0	120	97	124	27	368	
Total	0	0	0	0	0	0	0	0	0	0	220	205	245	67	737	

Enrolment By Grade
For 347



* Data from the 2009-2010 AGR(Enrolment/Age as of the last day in Sept./Dec.)

** Newfoundland Statistics Classification System

*** May include itinerant teachers

District 4 - Easter

#348 - Roncalli Elementary, St. John's

Classification: Urban
Offers Distance Education: No

Grades: K-6

Number of Grades: 7

[School FTE PTR : 13.4](#)

[District FTE PTR : 12.7](#)

[Provincial FTE PTR : 12.1](#)

[FTE Teachers](#) *** : 21.3

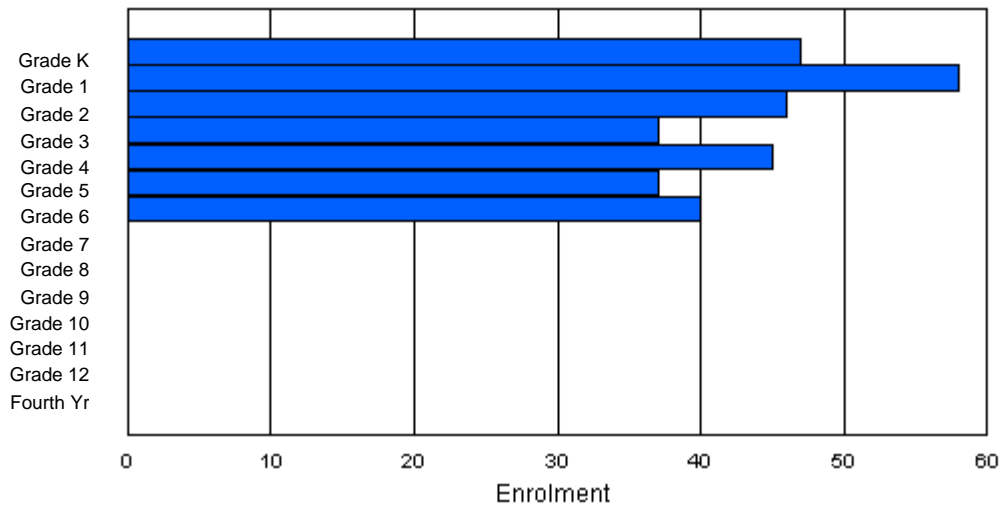
Enrolment By Age and Gender

Gender	Age																Total
	5	6	7	8	9	10	11	12	13	14	15	16	17	18	19	20>	
Male	25	28	21	27	28	20	19	2	0	0	0	0	0	0	0	0	170
Female	22	28	25	13	15	16	21	0	0	0	0	0	0	0	0	0	140
Total	47	56	46	40	43	36	40	2	0	0	0	0	0	0	0	0	310

Enrolment By Grade and Gender

Gender	Grade														Total
	K	1	2	3	4	5	6	7	8	9	10	11	12	4th	
Male	25	29	22	24	29	21	20	0	0	0	0	0	0	0	170
Female	22	29	24	13	16	16	20	0	0	0	0	0	0	0	140
Total	47	58	46	37	45	37	40	0	0	0	0	0	0	0	310

Enrolment By Grade
For 348



* Data from the 2009-2010 AGR(Enrolment/Age as of the last day in Sept./Dec.)

** Newfoundland Statistics Classification System

*** May include itinerant teachers

District 4 - Easter

#349 - St. Andrew's Elementary, St. John's

Classification: Urban
Offers Distance Education: No

Grades: K-6 Number of Grades: 7

[School FTE PTR : 9.2](#)
[District FTE PTR : 12.7](#)
[Provincial FTE PTR : 12.1](#)

[FTE Teachers](#) *** : 21.0

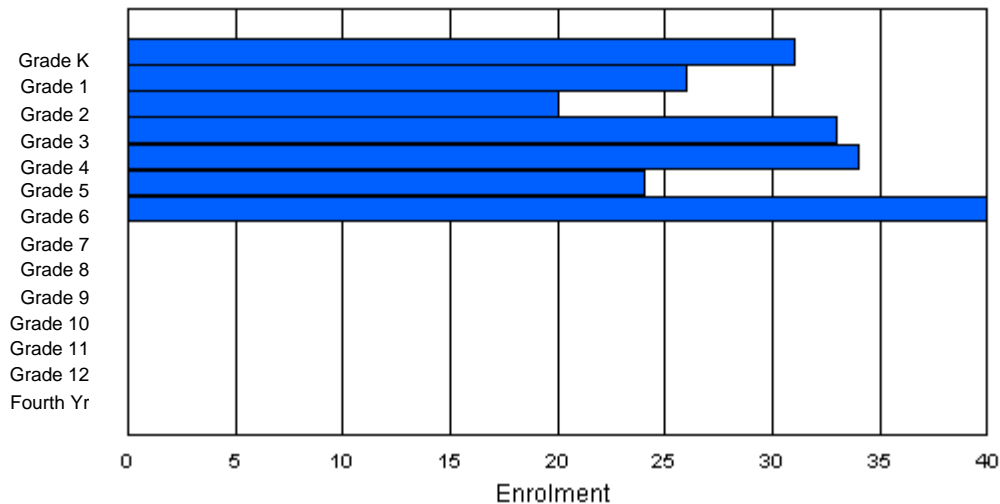
Enrolment By Age and Gender

Gender	Age																Total
	5	6	7	8	9	10	11	12	13	14	15	16	17	18	19	20>	
Male	19	16	14	20	18	18	22	2	0	0	0	0	0	0	0	0	129
Female	9	11	7	14	13	6	15	4	0	0	0	0	0	0	0	0	79
Total	28	27	21	34	31	24	37	6	0	0	0	0	0	0	0	0	208

Enrolment By Grade and Gender

Gender	Grade														Total
	K	1	2	3	4	5	6	7	8	9	10	11	12	4th	
Male	21	16	12	20	20	18	22	0	0	0	0	0	0	0	129
Female	10	10	8	13	14	6	18	0	0	0	0	0	0	0	79
Total	31	26	20	33	34	24	40	0	0	0	0	0	0	0	208

Enrolment By Grade
For 349



* Data from the 2009-2010 AGR(Enrolment/Age as of the last day in Sept./Dec.)

** Newfoundland Statistics Classification System

*** May include itinerant teachers

District 4 - Easter

#350 - St. John Bosco School, St. John's

Classification: Urban
Offers Distance Education: No

Grades: K-9 Number of Grades: 10

[School FTE PTR : 10.3](#)
[District FTE PTR : 12.7](#)
[Provincial FTE PTR : 12.1](#)

[FTE Teachers](#) *** : 20.0

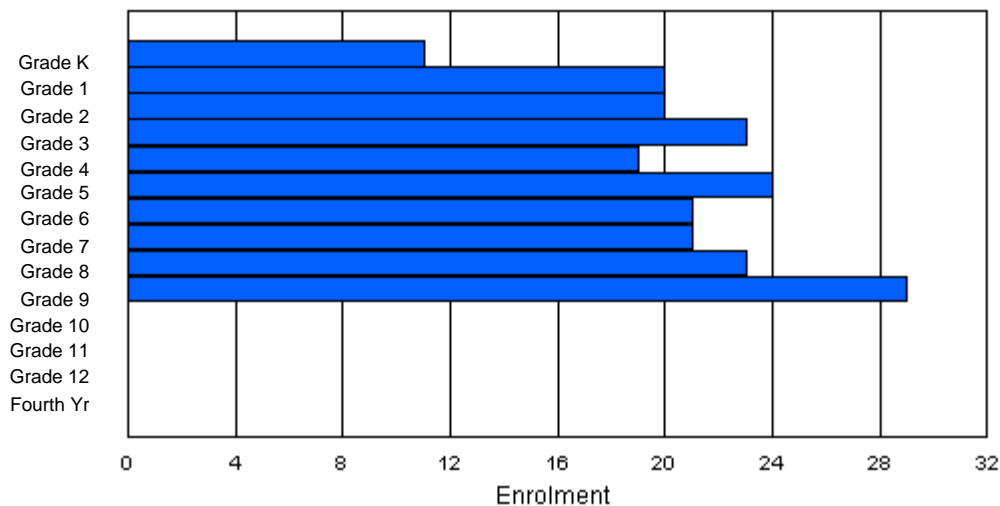
Enrolment By Age and Gender

Gender	Age																Total
	5	6	7	8	9	10	11	12	13	14	15	16	17	18	19	20>	
Male	6	10	9	15	15	13	13	10	14	10	2	0	0	0	0	0	117
Female	5	9	12	7	5	10	8	10	9	17	1	1	0	0	0	0	94
Total	11	19	21	22	20	23	21	20	23	27	3	1	0	0	0	0	211

Enrolment By Grade and Gender

Gender	Grade														Total
	K	1	2	3	4	5	6	7	8	9	10	11	12	4th	
Male	6	11	8	16	14	14	13	10	15	10	0	0	0	0	117
Female	5	9	12	7	5	10	8	11	8	19	0	0	0	0	94
Total	11	20	20	23	19	24	21	21	23	29	0	0	0	0	211

Enrolment By Grade
For 350



* Data from the 2009-2010 AGR(Enrolment/Age as of the last day in Sept./Dec.)

** Newfoundland Statistics Classification System

*** May include itinerant teachers

District 4 - Easter

#353 - St. Kevin's Junior High, St. John's (Goulds)

Classification: Urban
Offers Distance Education: No

Grades: 7-9 Number of Grades: 3

[School FTE PTR : 12.6](#)
[District FTE PTR : 12.7](#)
[Provincial FTE PTR : 12.1](#)

[FTE Teachers](#) *** : 24.2

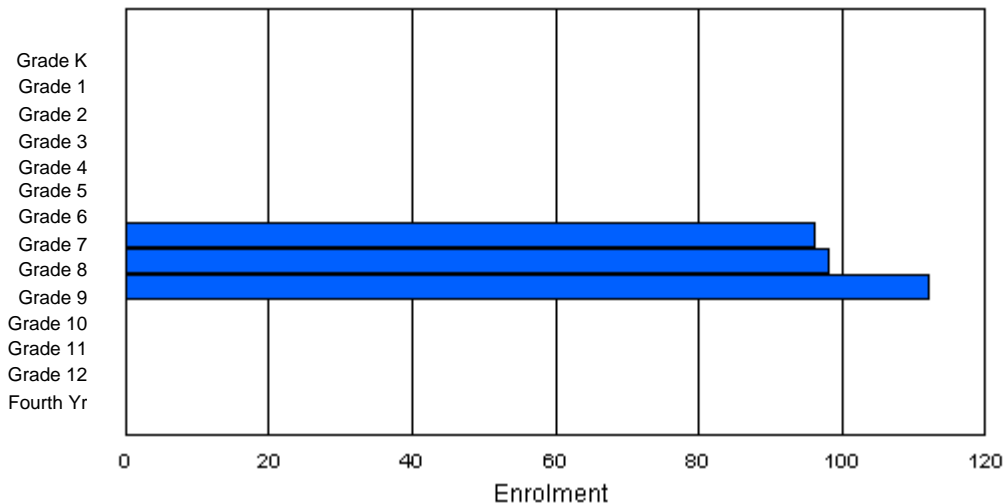
Enrolment By Age and Gender

Gender	Age																Total
	5	6	7	8	9	10	11	12	13	14	15	16	17	18	19	20>	
Male	0	0	0	0	0	0	1	42	55	51	7	1	0	0	0	0	157
Female	0	0	0	0	0	0	0	50	39	59	1	0	0	0	0	0	149
Total	0	0	0	0	0	0	1	92	94	110	8	1	0	0	0	0	306

Enrolment By Grade and Gender

Gender	Grade														Total
	K	1	2	3	4	5	6	7	8	9	10	11	12	4th	
Male	0	0	0	0	0	0	0	45	60	52	0	0	0	0	157
Female	0	0	0	0	0	0	0	51	38	60	0	0	0	0	149
Total	0	0	0	0	0	0	0	96	98	112	0	0	0	0	306

Enrolment By Grade
For 353



* Data from the 2009-2010 AGR(Enrolment/Age as of the last day in Sept./Dec.)

** Newfoundland Statistics Classification System

*** May include itinerant teachers

District 4 - Easter

#354 - St. Kevin's High, St. John's (Goulds)

Classification: Urban
Offers Distance Education: No

Grades: 10-12 Number of Grades: 3

[School FTE PTR : 15.7](#)
[District FTE PTR : 12.7](#)
[Provincial FTE PTR : 12.1](#)

[FTE Teachers](#) *** : 23.0

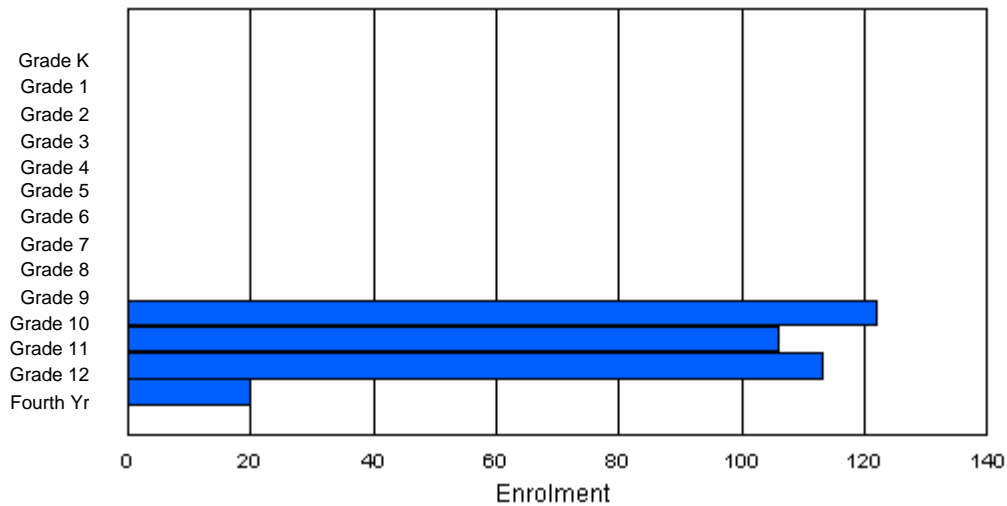
Enrolment By Age and Gender

Gender	Age																	Total
	5	6	7	8	9	10	11	12	13	14	15	16	17	18	19	20>		
Male	0	0	0	0	0	0	0	0	0	0	47	55	62	25	3	0	192	
Female	0	0	0	0	0	0	0	0	0	0	54	54	50	10	1	0	169	
Total	0	0	0	0	0	0	0	0	0	0	101	109	112	35	4	0	361	

Enrolment By Grade and Gender

Gender	Grade															Total
	K	1	2	3	4	5	6	7	8	9	10	11	12	4th		
Male	0	0	0	0	0	0	0	0	0	0	61	57	59	15	192	
Female	0	0	0	0	0	0	0	0	0	0	61	49	54	5	169	
Total	0	0	0	0	0	0	0	0	0	0	122	106	113	20	361	

Enrolment By Grade
For 354



* Data from the 2009-2010 AGR(Enrolment/Age as of the last day in Sept./Dec.)

** Newfoundland Statistics Classification System

*** May include itinerant teachers

District 4 - Easter

#355 - St. Mary's Elementary, St. John's

Classification: Urban
Offers Distance Education: No

Grades: K-6 Number of Grades: 7

[School FTE PTR : 12.0](#)
[District FTE PTR : 12.7](#)
[Provincial FTE PTR : 12.1](#)

[FTE Teachers](#) *** : 13.7

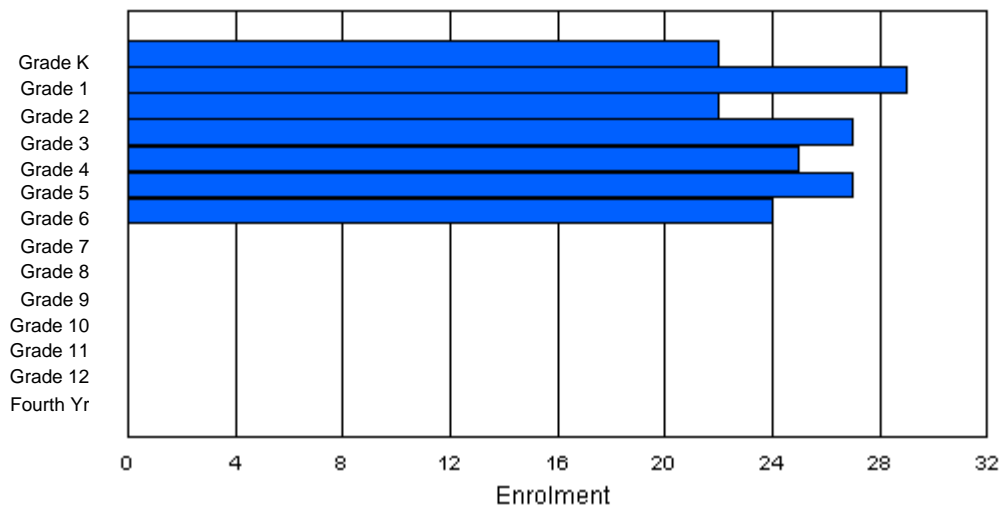
Enrolment By Age and Gender

Gender	Age																Total
	5	6	7	8	9	10	11	12	13	14	15	16	17	18	19	20>	
Male	11	14	14	12	11	17	7	3	0	0	0	0	0	0	0	0	89
Female	10	16	8	12	15	12	13	1	0	0	0	0	0	0	0	0	87
Total	21	30	22	24	26	29	20	4	0	0	0	0	0	0	0	0	176

Enrolment By Grade and Gender

Gender	Grade														Total
	K	1	2	3	4	5	6	7	8	9	10	11	12	4th	
Male	11	14	14	14	9	17	10	0	0	0	0	0	0	0	89
Female	11	15	8	13	16	10	14	0	0	0	0	0	0	0	87
Total	22	29	22	27	25	27	24	0	0	0	0	0	0	0	176

Enrolment By Grade
For 355



* Data from the 2009-2010 AGR(Enrolment/Age as of the last day in Sept./Dec.)

** Newfoundland Statistics Classification System

*** May include itinerant teachers

District 4 - Easter

#356 - St. Matthews Elementary, St. John's

Classification: Urban
Offers Distance Education: No

Grades: K-6 Number of Grades: 7

[School FTE PTR : 11.7](#)
[District FTE PTR : 12.7](#)
[Provincial FTE PTR : 12.1](#)

[FTE Teachers](#) *** : 33.9

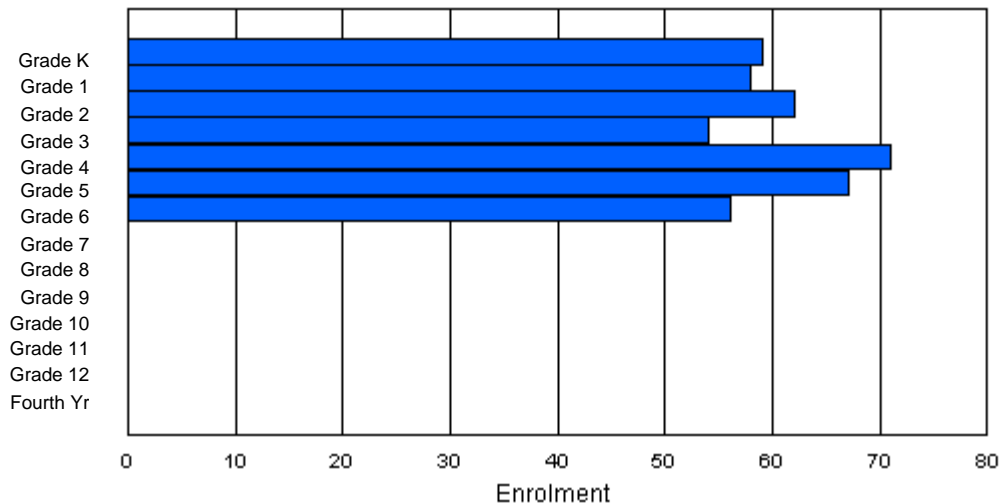
Enrolment By Age and Gender

Gender	Age																Total
	5	6	7	8	9	10	11	12	13	14	15	16	17	18	19	20>	
Male	27	27	27	19	42	26	28	2	0	0	1	0	0	0	0	0	199
Female	28	32	35	34	32	37	30	0	0	0	0	0	0	0	0	0	228
Total	55	59	62	53	74	63	58	2	0	0	1	0	0	0	0	0	427

Enrolment By Grade and Gender

Gender	Grade														Total
	K	1	2	3	4	5	6	7	8	9	10	11	12	4th	
Male	31	24	28	21	39	28	28	0	0	0	0	0	0	0	199
Female	28	34	34	33	32	39	28	0	0	0	0	0	0	0	228
Total	59	58	62	54	71	67	56	0	0	0	0	0	0	0	427

Enrolment By Grade
For 356



* Data from the 2009-2010 AGR(Enrolment/Age as of the last day in Sept./Dec.)

** Newfoundland Statistics Classification System

*** May include itinerant teachers

District 4 - Easter

#359 - St. Paul's Junior High, St. John's

Classification: Urban
Offers Distance Education: No

Grades: 7-9 Number of Grades: 3

[School FTE PTR : 13.7](#)
[District FTE PTR : 12.7](#)
[Provincial FTE PTR : 12.1](#)

[FTE Teachers](#) *** : 29.3

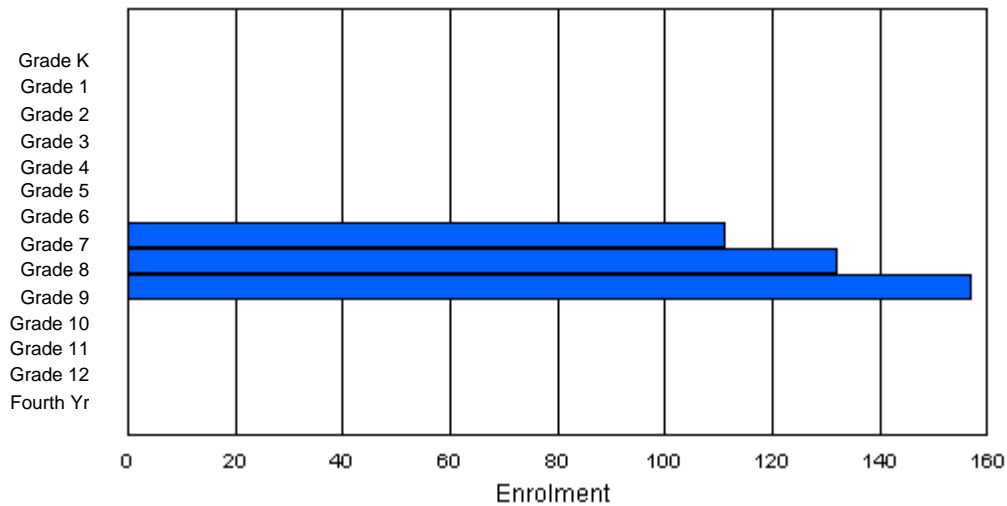
Enrolment By Age and Gender

Gender	Age																Total
	5	6	7	8	9	10	11	12	13	14	15	16	17	18	19	20>	
Male	0	0	0	0	0	0	0	50	61	83	7	1	0	0	0	0	202
Female	0	0	0	0	0	1	0	60	70	61	5	0	0	0	0	1	198
Total	0	0	0	0	0	1	0	110	131	144	12	1	0	0	0	1	400

Enrolment By Grade and Gender

Gender	Grade														Total
	K	1	2	3	4	5	6	7	8	9	10	11	12	4th	
Male	0	0	0	0	0	0	0	52	62	88	0	0	0	0	202
Female	0	0	0	0	0	0	0	59	70	69	0	0	0	0	198
Total	0	0	0	0	0	0	0	111	132	157	0	0	0	0	400

Enrolment By Grade
For 359



* Data from the 2009-2010 AGR(Enrolment/Age as of the last day in Sept./Dec.)

** Newfoundland Statistics Classification System

*** May include itinerant teachers

District 4 - Easter

#360 - Rennie's River Elementary School, St. John's

Classification: Urban
Offers Distance Education: No

Grades: K-6 Number of Grades: 7

[School FTE PTR : 11.3](#)
[District FTE PTR : 12.7](#)
[Provincial FTE PTR : 12.1](#)

[FTE Teachers](#) *** : 22.4

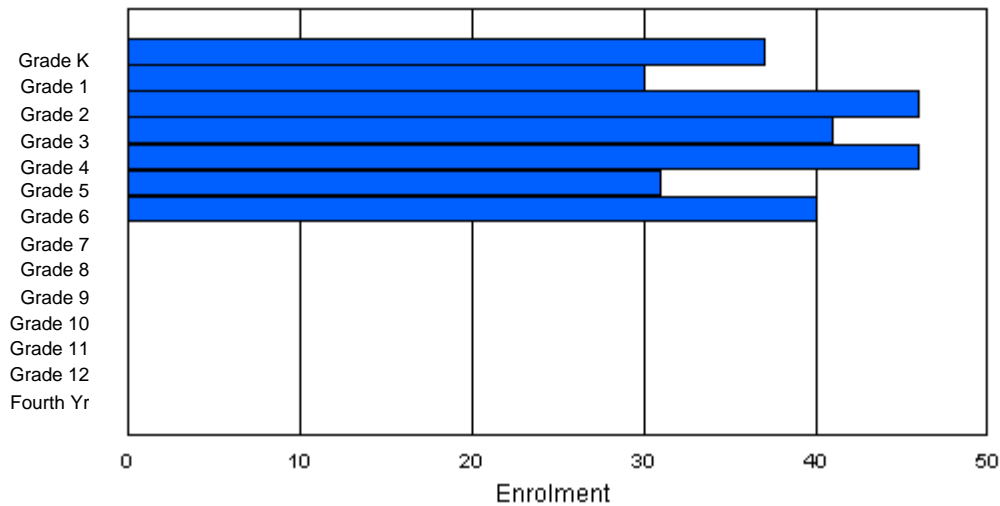
Enrolment By Age and Gender

Gender	Age																Total
	5	6	7	8	9	10	11	12	13	14	15	16	17	18	19	20>	
Male	15	18	30	25	18	19	16	4	0	0	0	0	0	0	0	0	145
Female	22	11	15	19	22	13	23	1	0	0	0	0	0	0	0	0	126
Total	37	29	45	44	40	32	39	5	0	0	0	0	0	0	0	271	

Enrolment By Grade and Gender

Gender	Grade														Total
	K	1	2	3	4	5	6	7	8	9	10	11	12	4th	
Male	15	18	32	23	23	16	18	0	0	0	0	0	0	0	145
Female	22	12	14	18	23	15	22	0	0	0	0	0	0	0	126
Total	37	30	46	41	46	31	40	0	0	0	0	0	0	0	271

Enrolment By Grade
For 360



* Data from the 2009-2010 AGR(Enrolment/Age as of the last day in Sept./Dec.)

** Newfoundland Statistics Classification System

*** May include itinerant teachers

District 4 - Easter

#362 - St. Teresa's School/Ecole Ste-Thérèse, St. John's

Classification: Urban
Offers Distance Education: No

Grades: K-6 Number of Grades: 7

[School FTE PTR : 13.7](#)
[District FTE PTR : 12.7](#)
[Provincial FTE PTR : 12.1](#)

[FTE Teachers](#) *** : 30.9

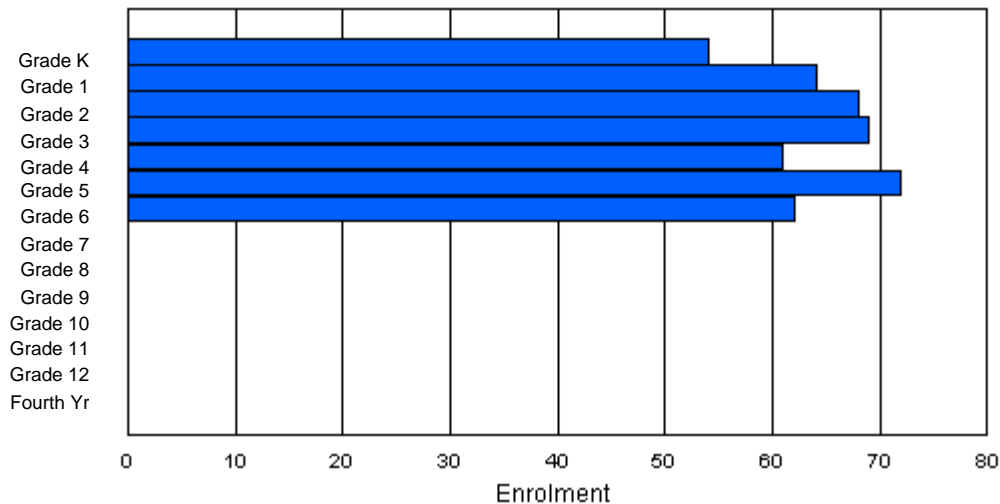
Enrolment By Age and Gender

Gender	Age																Total
	5	6	7	8	9	10	11	12	13	14	15	16	17	18	19	20>	
Male	23	26	29	34	37	33	30	2	0	0	0	0	0	0	0	0	214
Female	30	37	42	32	22	43	29	1	0	0	0	0	0	0	0	0	236
Total	53	63	71	66	59	76	59	3	0	0	0	0	0	0	0	0	450

Enrolment By Grade and Gender

Gender	Grade														Total
	K	1	2	3	4	5	6	7	8	9	10	11	12	4th	
Male	24	26	28	36	37	31	32	0	0	0	0	0	0	0	214
Female	30	38	40	33	24	41	30	0	0	0	0	0	0	0	236
Total	54	64	68	69	61	72	62	0	0	0	0	0	0	0	450

Enrolment By Grade
For 362



* Data from the 2009-2010 AGR(Enrolment/Age as of the last day in Sept./Dec.)

** Newfoundland Statistics Classification System

*** May include itinerant teachers

District 4 - Easter

#363 - Vanier Elementary, St. John's

Classification: Urban
Offers Distance Education: No

Grades: K-6 Number of Grades: 7

[School FTE PTR : 12.7](#)
[District FTE PTR : 12.7](#)
[Provincial FTE PTR : 12.1](#)

[FTE Teachers](#) *** : 24.8

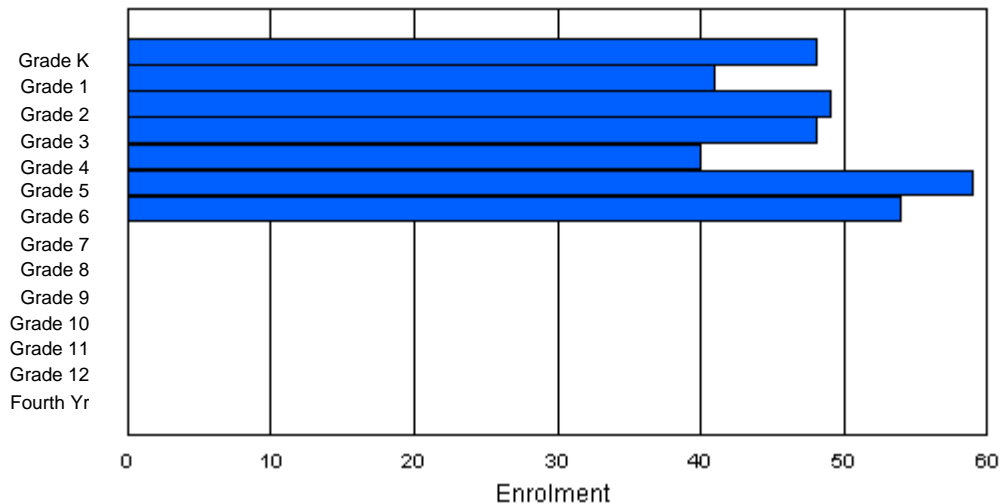
Enrolment By Age and Gender

Gender	Age																Total
	5	6	7	8	9	10	11	12	13	14	15	16	17	18	19	20>	
Male	31	20	25	27	18	26	21	1	0	0	0	0	0	0	0	0	169
Female	16	21	24	21	21	36	30	1	0	0	0	0	0	0	0	0	170
Total	47	41	49	48	39	62	51	2	0	0	0	0	0	0	0	0	339

Enrolment By Grade and Gender

Gender	Grade														Total
	K	1	2	3	4	5	6	7	8	9	10	11	12	4th	
Male	31	20	26	27	18	24	23	0	0	0	0	0	0	0	169
Female	17	21	23	21	22	35	31	0	0	0	0	0	0	0	170
Total	48	41	49	48	40	59	54	0	0	0	0	0	0	0	339

Enrolment By Grade
For 363



* Data from the 2009-2010 AGR(Enrolment/Age as of the last day in Sept./Dec.)

** Newfoundland Statistics Classification System

*** May include itinerant teachers

District 4 - Easter

#364 - Virginia Park Elementary, St. John's

Classification: Urban
Offers Distance Education: No

Grades: K-6 Number of Grades: 7

[School FTE PTR : 9.2](#)
[District FTE PTR : 12.7](#)
[Provincial FTE PTR : 12.1](#)

[FTE Teachers](#) *** : 21.4

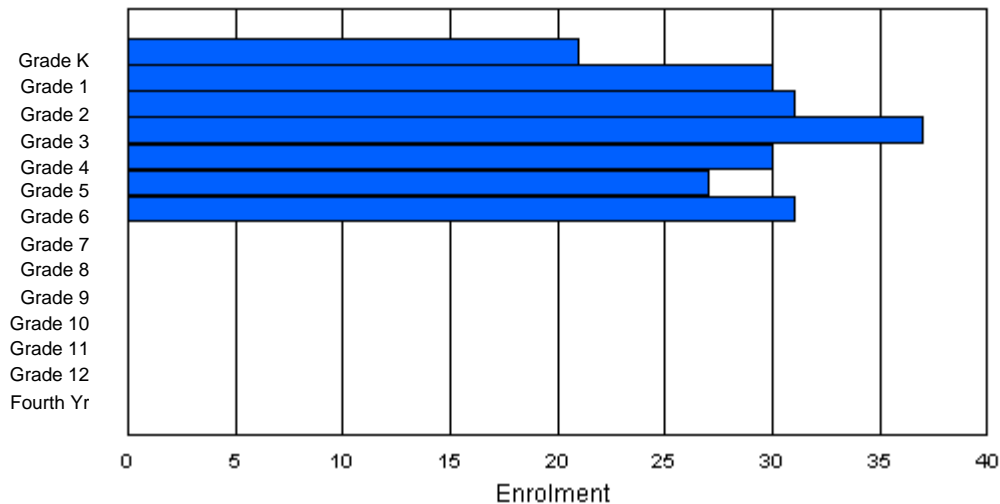
Enrolment By Age and Gender

Gender	Age																Total
	5	6	7	8	9	10	11	12	13	14	15	16	17	18	19	20>	
Male	11	23	16	19	15	11	13	4	0	0	0	0	0	0	0	0	112
Female	9	9	12	19	14	15	17	0	0	0	0	0	0	0	0	0	95
Total	20	32	28	38	29	26	30	4	0	0	0	0	0	0	0	0	207

Enrolment By Grade and Gender

Gender	Grade														Total
	K	1	2	3	4	5	6	7	8	9	10	11	12	4th	
Male	12	21	19	18	14	13	15	0	0	0	0	0	0	0	112
Female	9	9	12	19	16	14	16	0	0	0	0	0	0	0	95
Total	21	30	31	37	30	27	31	0	0	0	0	0	0	0	207

Enrolment By Grade
For 364



* Data from the 2009-2010 AGR(Enrolment/Age as of the last day in Sept./Dec.)

** Newfoundland Statistics Classification System

*** May include itinerant teachers

District 4 - Easter

#366 - Topsail Elementary, Conception Bay South (Topsail)

Classification: Urban
Offers Distance Education: No

Grades: K-4 Number of Grades: 5

[School FTE PTR : 13.9](#)
[District FTE PTR : 12.7](#)
[Provincial FTE PTR : 12.1](#)

[FTE Teachers](#) *** : 30.9

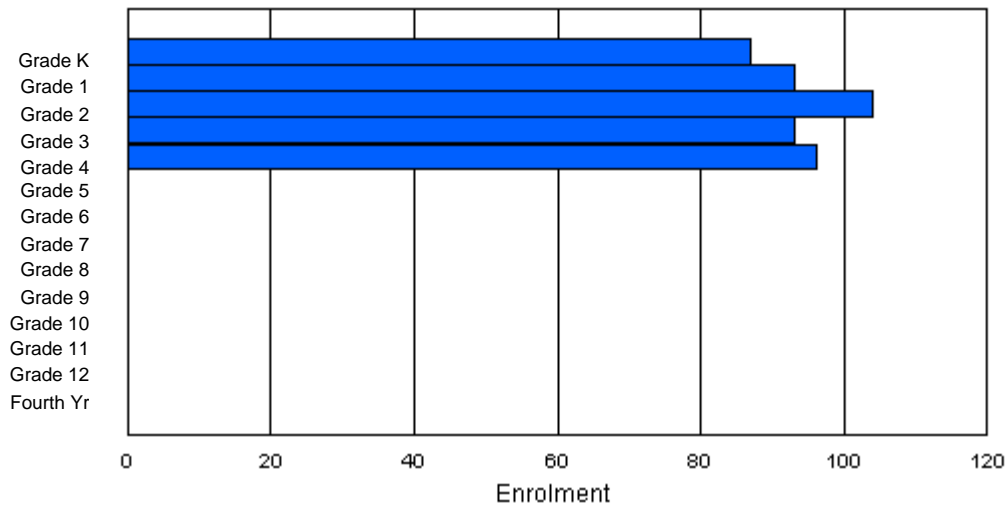
Enrolment By Age and Gender

Gender	Age																Total
	5	6	7	8	9	10	11	12	13	14	15	16	17	18	19	20>	
Male	53	48	46	44	53	2	0	0	0	0	0	0	0	0	0	0	246
Female	34	43	57	51	42	0	0	0	0	0	0	0	0	0	0	0	227
Total	87	91	103	95	95	2	0	0	0	0	0	0	0	0	0	0	473

Enrolment By Grade and Gender

Gender	Grade														Total
	K	1	2	3	4	5	6	7	8	9	10	11	12	4th	
Male	53	49	46	44	54	0	0	0	0	0	0	0	0	0	246
Female	34	44	58	49	42	0	0	0	0	0	0	0	0	0	227
Total	87	93	104	93	96	0	0	0	0	0	0	0	0	0	473

Enrolment By Grade
For 366



* Data from the 2009-2010 AGR(Enrolment/Age as of the last day in Sept./Dec.)

** Newfoundland Statistics Classification System

*** May include itinerant teachers

District 4 - Easter

#367 - Holy Trinity Elementary, Torbay

Classification: Urban
Offers Distance Education: No

Grades: K-6 Number of Grades: 7

[School FTE PTR : 13.0](#)
[District FTE PTR : 12.7](#)
[Provincial FTE PTR : 12.1](#)

[FTE Teachers](#) *** : 43.7

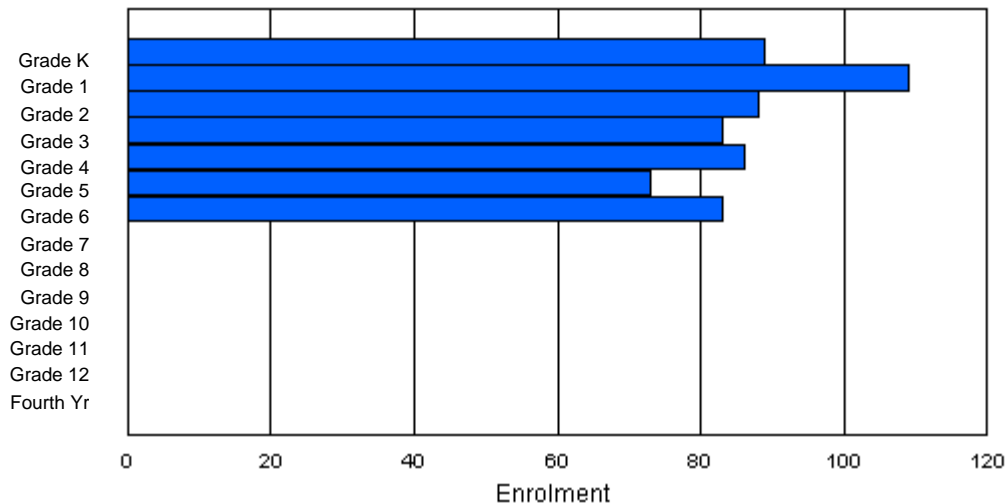
Enrolment By Age and Gender

Gender	Age																Total
	5	6	7	8	9	10	11	12	13	14	15	16	17	18	19	20>	
Male	37	49	39	42	44	37	45	2	1	0	0	0	0	0	0	0	296
Female	49	61	47	43	42	37	34	2	0	0	0	0	0	0	0	0	315
Total	86	110	86	85	86	74	79	4	1	0	0	0	0	0	0	0	611

Enrolment By Grade and Gender

Gender	Grade														Total
	K	1	2	3	4	5	6	7	8	9	10	11	12	4th	
Male	39	48	40	41	45	36	47	0	0	0	0	0	0	0	296
Female	50	61	48	42	41	37	36	0	0	0	0	0	0	0	315
Total	89	109	88	83	86	73	83	0	0	0	0	0	0	0	611

Enrolment By Grade
For 367



* Data from the 2009-2010 AGR(Enrolment/Age as of the last day in Sept./Dec.)

** Newfoundland Statistics Classification System

*** May include itinerant teachers

District 4 - Easter

#368 - Holy Trinity High, Torbay

Classification: Urban
Offers Distance Education: No

Grades: 7-12

Number of Grades: 6

[School FTE PTR : 16.4](#)

[District FTE PTR : 12.7](#)

[Provincial FTE PTR : 12.1](#)

[FTE Teachers](#) *** : 44.5

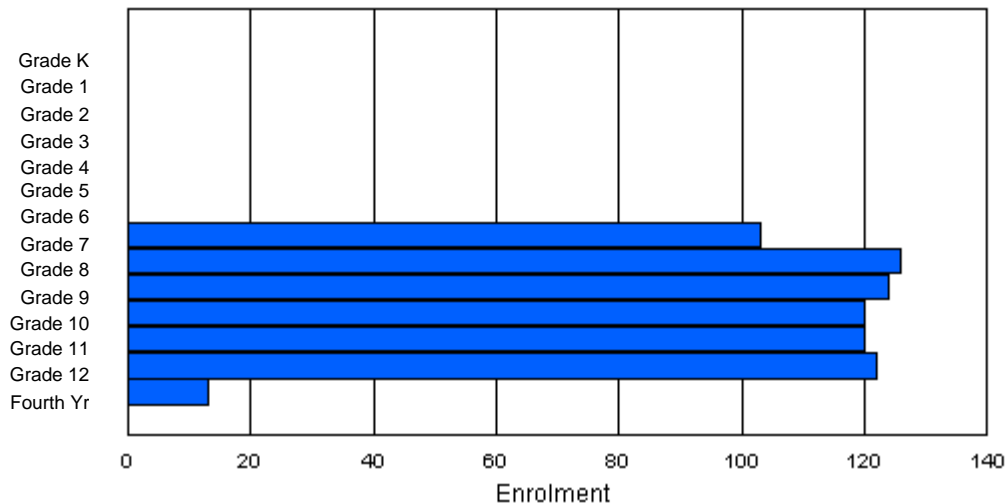
Enrolment By Age and Gender

Gender	Age																	Total
	5	6	7	8	9	10	11	12	13	14	15	16	17	18	19	20>		
Male	0	0	0	0	0	0	0	51	65	53	64	56	63	19	1	0	372	
Female	0	0	0	0	0	0	0	47	59	65	59	57	61	7	1	0	356	
Total	0	0	0	0	0	0	0	98	124	118	123	113	124	26	2	0	728	

Enrolment By Grade and Gender

Gender	Grade															Total
	K	1	2	3	4	5	6	7	8	9	10	11	12	4th		
Male	0	0	0	0	0	0	0	55	64	61	60	61	62	9	372	
Female	0	0	0	0	0	0	0	48	62	63	60	59	60	4	356	
Total	0	0	0	0	0	0	0	103	126	124	120	120	122	13	728	

Enrolment By Grade
For 368



* Data from the 2009-2010 AGR(Enrolment/Age as of the last day in Sept./Dec.)

** Newfoundland Statistics Classification System

*** May include itinerant teachers

District 4 - Easter

#370 - Stella Maris Academy, Trepassey

Classification: Rural
Offers Distance Education: Yes

Grades: K-12

Number of Grades: 13

[School FTE PTR : 6.9](#)

[District FTE PTR : 12.7](#)

[Provincial FTE PTR : 12.1](#)

[FTE Teachers](#) *** : 14.5

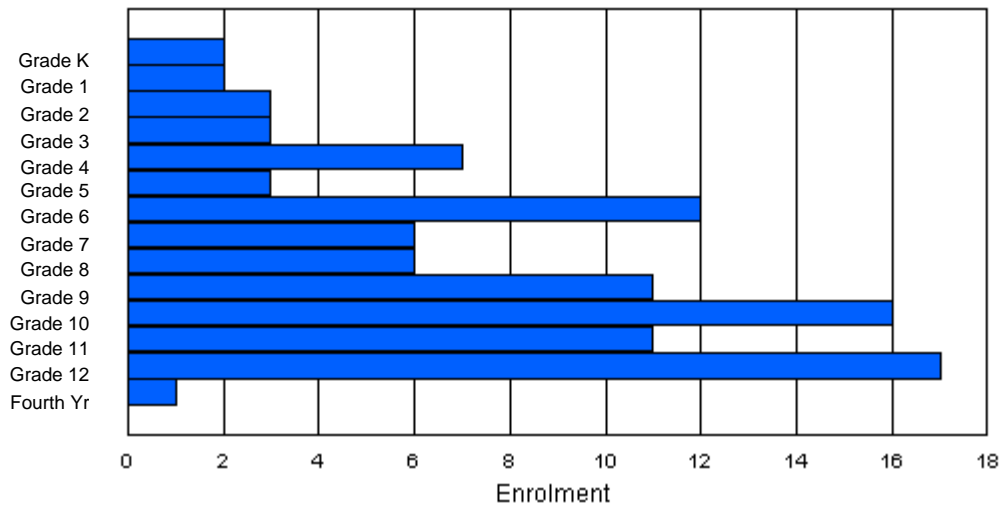
Enrolment By Age and Gender

Gender	Age																	Total
	5	6	7	8	9	10	11	12	13	14	15	16	17	18	19	20>		
Male	0	1	1	2	6	1	4	2	2	8	8	5	7	1	0	1	49	
Female	2	1	2	1	2	2	7	4	3	3	9	6	8	1	0	0	51	
Total	2	2	3	3	8	3	11	6	5	11	17	11	15	2	0	1	100	

Enrolment By Grade and Gender

Gender	Grade															Total
	K	1	2	3	4	5	6	7	8	9	10	11	12	4th		
Male	0	1	1	2	5	1	5	2	3	8	7	5	9	0	49	
Female	2	1	2	1	2	2	7	4	3	3	9	6	8	1	51	
Total	2	2	3	3	7	3	12	6	6	11	16	11	17	1	100	

Enrolment By Grade
For 370



* Data from the 2009-2010 AGR(Enrolment/Age as of the last day in Sept./Dec.)

** Newfoundland Statistics Classification System

*** May include itinerant teachers

District 4 - Easter

#371 - Upper Gullies Elementary, Conception Bay South (Upper Gullies)

Classification: Urban
Offers Distance Education: No

Grades: K-6

Number of Grades: 7

[School FTE PTR : 13.2](#)

[District FTE PTR : 12.7](#)

[Provincial FTE PTR : 12.1](#)

[FTE Teachers](#) *** : 29.0

Enrolment By Age and Gender

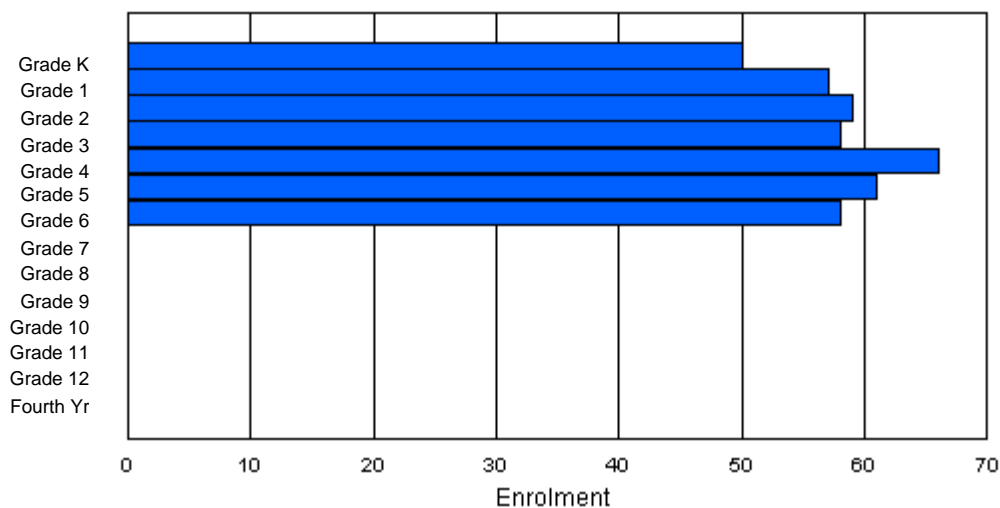
Gender	Age																Total
	5	6	7	8	9	10	11	12	13	14	15	16	17	18	19	20>	
Male	22	33	31	33	33	35	32	2	0	0	0	0	0	0	0	0	221
Female	28	19	32	26	31	27	24	1	0	0	0	0	0	0	0	0	188
Total	50	52	63	59	64	62	56	3	0	0	0	0	0	0	0	0	409

Enrolment By Grade and Gender

Gender	Grade														Total
	K	1	2	3	4	5	6	7	8	9	10	11	12	4th	
Male	21	34	32	32	34	35	33	0	0	0	0	0	0	0	221
Female	29	23	27	26	32	26	25	0	0	0	0	0	0	0	188
Total	50	57	59	58	66	61	58	0	0	0	0	0	0	0	409

Enrolment By Grade

For 371



* Data from the 2009-2010 AGR(Enrolment/Age as of the last day in Sept./Dec.)

** Newfoundland Statistics Classification System

*** May include itinerant teachers

District 4 - Easter

#372 - St. Bernard's Elementary, Witless Bay

Classification: Urban
Offers Distance Education: No

Grades: K-6 Number of Grades: 7

[School FTE PTR : 11.5](#)
[District FTE PTR : 12.7](#)
[Provincial FTE PTR : 12.1](#)

[FTE Teachers](#) *** : 20.1

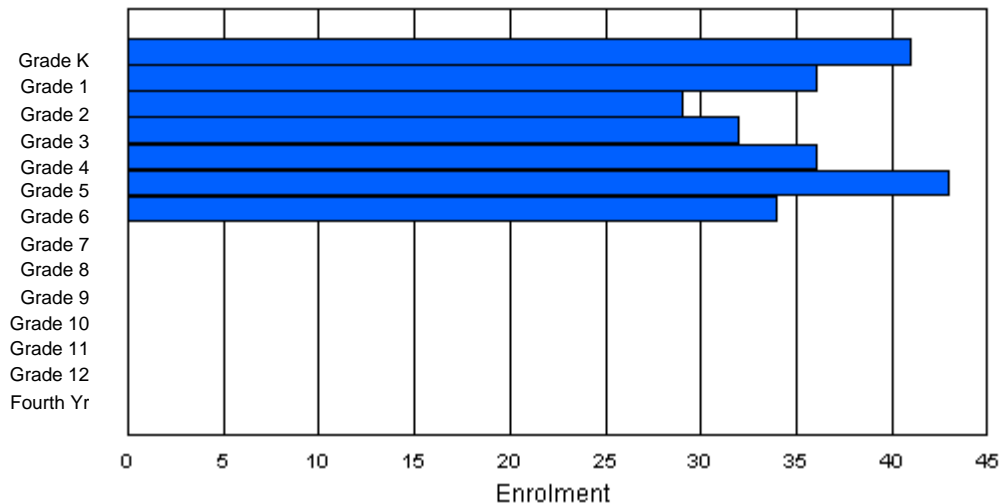
Enrolment By Age and Gender

Gender	Age																Total
	5	6	7	8	9	10	11	12	13	14	15	16	17	18	19	20>	
Male	27	24	12	14	18	27	14	0	0	0	0	0	0	0	0	0	136
Female	13	12	18	17	18	15	22	0	0	0	0	0	0	0	0	0	115
Total	40	36	30	31	36	42	36	0	0	0	0	0	0	0	0	0	251

Enrolment By Grade and Gender

Gender	Grade														Total
	K	1	2	3	4	5	6	7	8	9	10	11	12	4th	
Male	28	23	13	14	18	28	12	0	0	0	0	0	0	0	136
Female	13	13	16	18	18	15	22	0	0	0	0	0	0	0	115
Total	41	36	29	32	36	43	34	0	0	0	0	0	0	0	251

Enrolment By Grade
For 372



* Data from the 2009-2010 AGR(Enrolment/Age as of the last day in Sept./Dec.)

** Newfoundland Statistics Classification System

*** May include itinerant teachers

District 4 - Easter

#427 - Holy Name of Mary Academy, Lawn

Classification: Rural
Offers Distance Education: Yes

Grades: K-12 Number of Grades: 13

[School FTE PTR : 9.0](#)
[District FTE PTR : 12.7](#)
[Provincial FTE PTR : 12.1](#)

[FTE Teachers](#) *** : 15.0

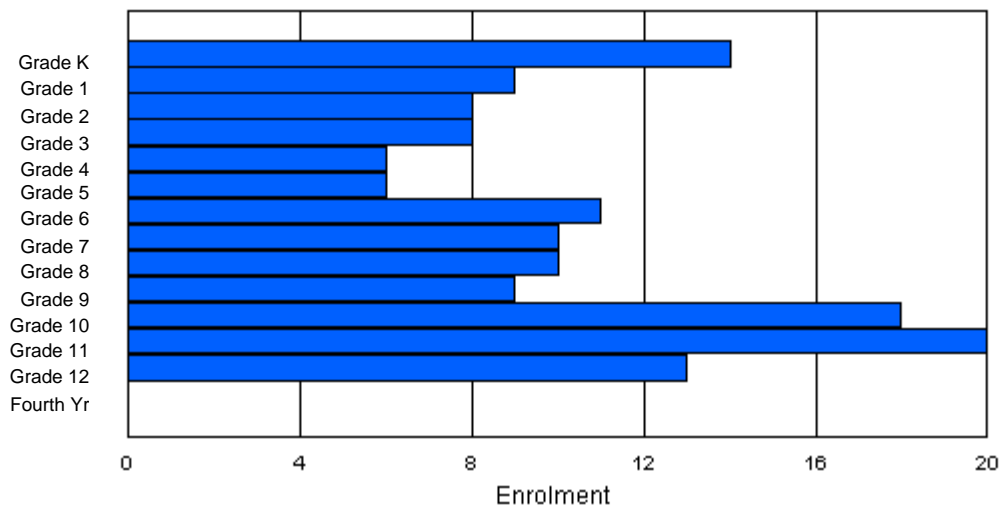
Enrolment By Age and Gender

Gender	Age																	Total
	5	6	7	8	9	10	11	12	13	14	15	16	17	18	19	20>		
Male	7	5	4	7	4	2	10	7	5	6	8	11	8	1	0	0	85	
Female	7	4	4	1	2	4	1	3	3	5	9	10	4	0	0	0	57	
Total	14	9	8	8	6	6	11	10	8	11	17	21	12	1	0	0	142	

Enrolment By Grade and Gender

Gender	Grade															Total
	K	1	2	3	4	5	6	7	8	9	10	11	12	4th		
Male	7	5	4	7	4	2	10	7	7	4	8	11	9	0	85	
Female	7	4	4	1	2	4	1	3	3	5	10	9	4	0	57	
Total	14	9	8	8	6	6	11	10	10	9	18	20	13	0	142	

Enrolment By Grade
For 427



* Data from the 2009-2010 AGR(Enrolment/Age as of the last day in Sept./Dec.)

** Newfoundland Statistics Classification System

*** May include itinerant teachers

District 4 - Easter

#428 - Clarenville Middle School, Clarenville

Classification: Urban
Offers Distance Education: No

Grades: 4-8 Number of Grades: 5

[School FTE PTR : 13.1](#)
[District FTE PTR : 12.7](#)
[Provincial FTE PTR : 12.1](#)

[FTE Teachers](#) *** : 23.0

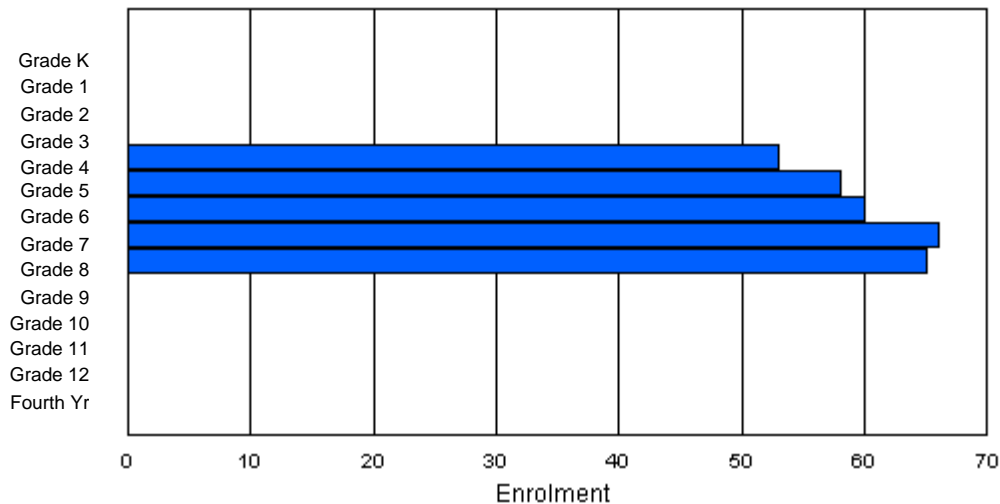
Enrolment By Age and Gender

Gender	Age																Total
	5	6	7	8	9	10	11	12	13	14	15	16	17	18	19	20>	
Male	0	0	0	0	24	28	38	36	35	2	0	0	0	0	0	0	163
Female	0	0	0	1	28	28	25	27	30	0	0	0	0	0	0	0	139
Total	0	0	0	1	52	56	63	63	65	2	0	0	0	0	0	0	302

Enrolment By Grade and Gender

Gender	Grade														Total
	K	1	2	3	4	5	6	7	8	9	10	11	12	4th	
Male	0	0	0	0	24	29	37	37	36	0	0	0	0	0	163
Female	0	0	0	0	29	29	23	29	29	0	0	0	0	0	139
Total	0	0	0	0	53	58	60	66	65	0	0	0	0	0	302

Enrolment By Grade
For 428



* Data from the 2009-2010 AGR(Enrolment/Age as of the last day in Sept./Dec.)

** Newfoundland Statistics Classification System

*** May include itinerant teachers

District 4 - Easter

#429 - Clarenville Primary School, Clarenville

Classification: Urban
Offers Distance Education: No

Grades: K-3 Number of Grades: 4

[School FTE PTR : 12.3](#)
[District FTE PTR : 12.7](#)
[Provincial FTE PTR : 12.1](#)

[FTE Teachers](#) *** : 13.8

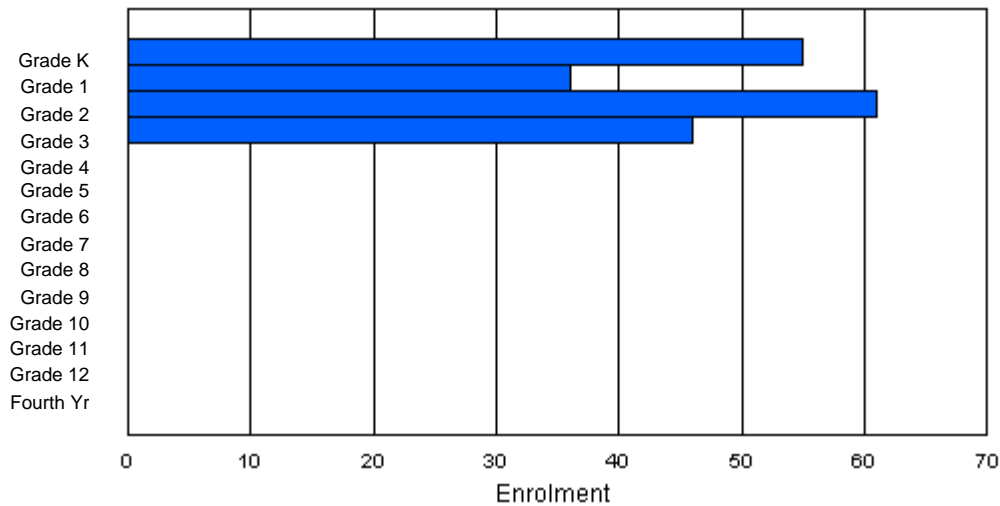
Enrolment By Age and Gender

Gender	Age																	Total
	5	6	7	8	9	10	11	12	13	14	15	16	17	18	19	20>		
Male	23	20	33	24	1	0	0	0	0	0	0	0	0	0	0	0	101	
Female	32	16	27	22	0	0	0	0	0	0	0	0	0	0	0	0	97	
Total	55	36	60	46	1	0	0	0	0	0	0	0	0	0	0	0	198	

Enrolment By Grade and Gender

Gender	Grade															Total
	K	1	2	3	4	5	6	7	8	9	10	11	12	4th		
Male	23	20	34	24	0	0	0	0	0	0	0	0	0	0	101	
Female	32	16	27	22	0	0	0	0	0	0	0	0	0	0	97	
Total	55	36	61	46	0	0	0	0	0	0	0	0	0	0	198	

Enrolment By Grade
For 429



* Data from the 2009-2010 AGR(Enrolment/Age as of the last day in Sept./Dec.)

** Newfoundland Statistics Classification System

*** May include itinerant teachers

District 4 - Easter

#430 - St. Mark's School, King's Cove

Classification: Rural
Offers Distance Education: Yes

Grades: K-12

Number of Grades: 13

[School FTE PTR : 8.9](#)

[District FTE PTR : 12.7](#)

[Provincial FTE PTR : 12.1](#)

[FTE Teachers](#) *** : 13.0

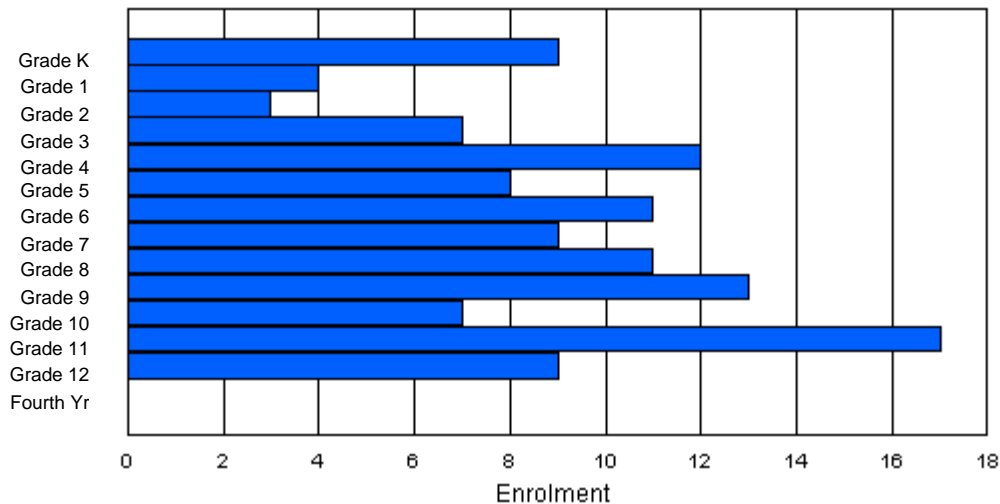
Enrolment By Age and Gender

Gender	Age																	Total
	5	6	7	8	9	10	11	12	13	14	15	16	17	18	19	20>		
Male	5	3	1	4	7	3	5	7	8	8	3	7	4	1	0	0	66	
Female	4	1	2	3	5	5	6	2	3	5	3	11	4	0	0	54		
Total	9	4	3	7	12	8	11	9	11	13	6	18	8	1	0	120		

Enrolment By Grade and Gender

Gender	K	Grade													4th	Total
		1	2	3	4	5	6	7	8	9	10	11	12			
Male	5	3	1	4	7	3	5	7	8	8	4	6	5	0	66	
Female	4	1	2	3	5	5	6	2	3	5	3	11	4	0	54	
Total	9	4	3	7	12	8	11	9	11	13	7	17	9	0	120	

Enrolment By Grade
For 430



* Data from the 2009-2010 AGR(Enrolment/Age as of the last day in Sept./Dec.)

** Newfoundland Statistics Classification System

*** May include itinerant teachers

District 4 - Easter

#431 - Southwest Arm Academy, Little Heart's Ease

Classification: Rural
Offers Distance Education: Yes

Grades: K-12

Number of Grades: 13

[School FTE PTR : 8.1](#)

[District FTE PTR : 12.7](#)

[Provincial FTE PTR : 12.1](#)

[FTE Teachers](#) *** : 11.6

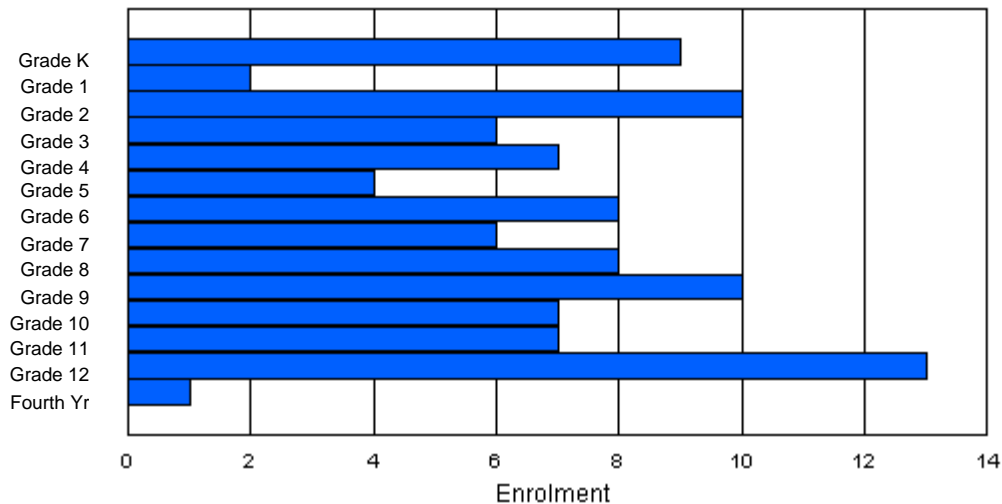
Enrolment By Age and Gender

Gender	Age																	Total
	5	6	7	8	9	10	11	12	13	14	15	16	17	18	19	20>		
Male	5	0	6	5	4	1	5	3	5	4	4	3	4	1	0	0	50	
Female	4	2	4	1	3	3	3	3	1	8	3	4	9	0	0	0	48	
Total	9	2	10	6	7	4	8	6	6	12	7	7	13	1	0	0	98	

Enrolment By Grade and Gender

Gender	K	Grade														Total
		1	2	3	4	5	6	7	8	9	10	11	12	4th		
Male	5	0	6	5	4	1	5	3	6	3	4	3	4	1	50	
Female	4	2	4	1	3	3	3	3	2	7	3	4	9	0	48	
Total	9	2	10	6	7	4	8	6	8	10	7	7	13	1	98	

Enrolment By Grade
For 431



* Data from the 2009-2010 AGR(Enrolment/Age as of the last day in Sept./Dec.)

** Newfoundland Statistics Classification System

*** May include itinerant teachers

District 4 - Easter

#433 - Tricon Elementary, Bay de Verde

Classification: Rural
Offers Distance Education: No

Grades: K-6 Number of Grades: 7

[School FTE PTR : 9.7](#)
[District FTE PTR : 12.7](#)
[Provincial FTE PTR : 12.1](#)

[FTE Teachers](#) *** : 10.3

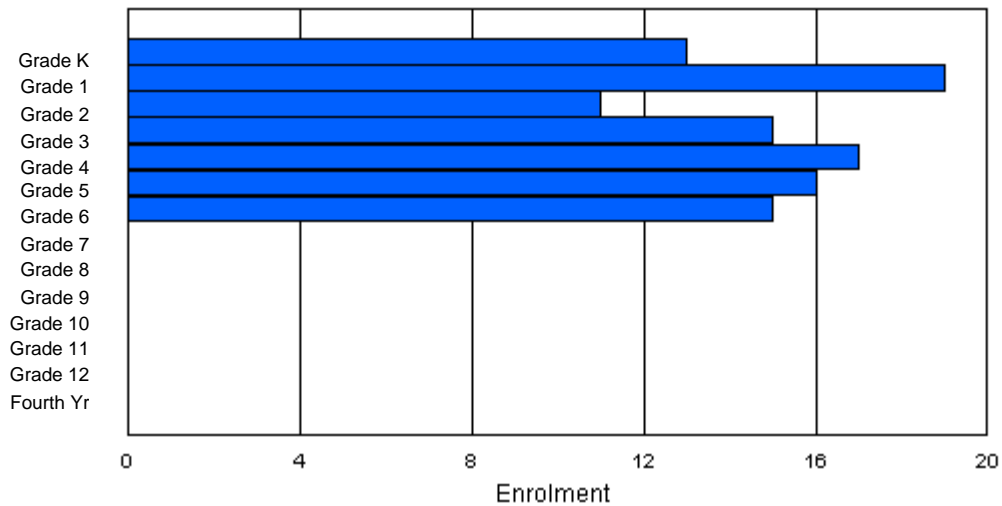
Enrolment By Age and Gender

Gender	Age																Total
	5	6	7	8	9	10	11	12	13	14	15	16	17	18	19	20>	
Male	7	11	7	10	8	11	3	0	0	0	0	0	0	0	0	0	57
Female	6	8	4	6	8	5	12	0	0	0	0	0	0	0	0	0	49
Total	13	19	11	16	16	16	15	0	0	0	0	0	0	0	0	0	106

Enrolment By Grade and Gender

Gender	Grade														Total
	K	1	2	3	4	5	6	7	8	9	10	11	12	4th	
Male	7	11	7	10	8	11	3	0	0	0	0	0	0	0	57
Female	6	8	4	5	9	5	12	0	0	0	0	0	0	0	49
Total	13	19	11	15	17	16	15	0	0	0	0	0	0	0	106

Enrolment By Grade
For 433



* Data from the 2009-2010 AGR(Enrolment/Age as of the last day in Sept./Dec.)

** Newfoundland Statistics Classification System

*** May include itinerant teachers

District 4 - Easter

#435 - St. Anne's Academy, Dunville

Classification: Rural
Offers Distance Education: No

Grades: K-9 Number of Grades: 10

[School FTE PTR : 12.1](#)
[District FTE PTR : 12.7](#)
[Provincial FTE PTR : 12.1](#)

[FTE Teachers](#) *** : 15.9

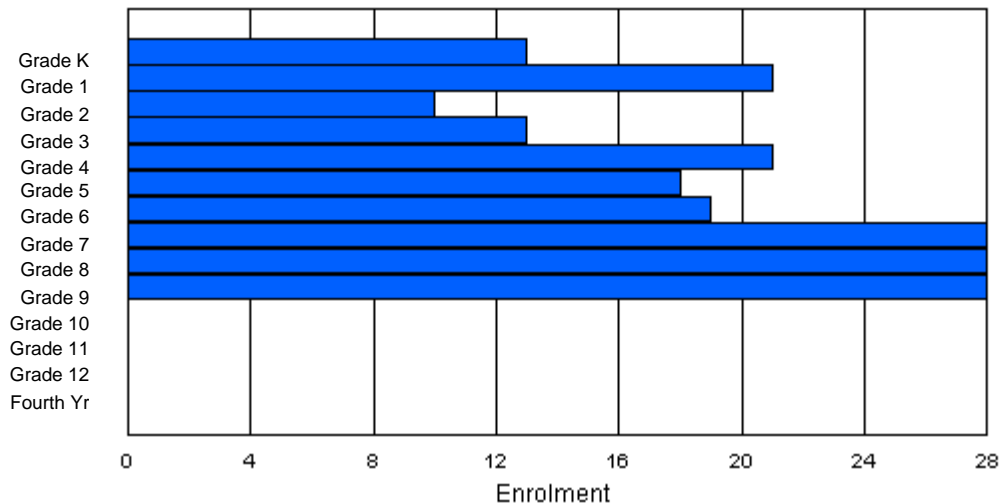
Enrolment By Age and Gender

Gender	Age																Total
	5	6	7	8	9	10	11	12	13	14	15	16	17	18	19	20>	
Male	6	7	4	6	13	6	14	12	14	17	0	0	0	0	0	0	99
Female	7	13	6	8	8	9	9	15	13	12	0	0	0	0	0	0	100
Total	13	20	10	14	21	15	23	27	27	29	0	0	0	0	0	0	199

Enrolment By Grade and Gender

Gender	Grade														Total
	K	1	2	3	4	5	6	7	8	9	10	11	12	4th	
Male	6	7	4	6	13	9	11	12	14	17	0	0	0	0	99
Female	7	14	6	7	8	9	8	16	14	11	0	0	0	0	100
Total	13	21	10	13	21	18	19	28	28	28	0	0	0	0	199

Enrolment By Grade
For 435



* Data from the 2009-2010 AGR(Enrolment/Age as of the last day in Sept./Dec.)

** Newfoundland Statistics Classification System

*** May include itinerant teachers

District 4 - Easter

#438 - Epiphany Elementary, Heart's Delight

Classification: Rural
Offers Distance Education: No

Grades: K-6 Number of Grades: 7

[School FTE PTR : 7.2](#)
[District FTE PTR : 12.7](#)
[Provincial FTE PTR : 12.1](#)

[FTE Teachers](#) *** : 7.6

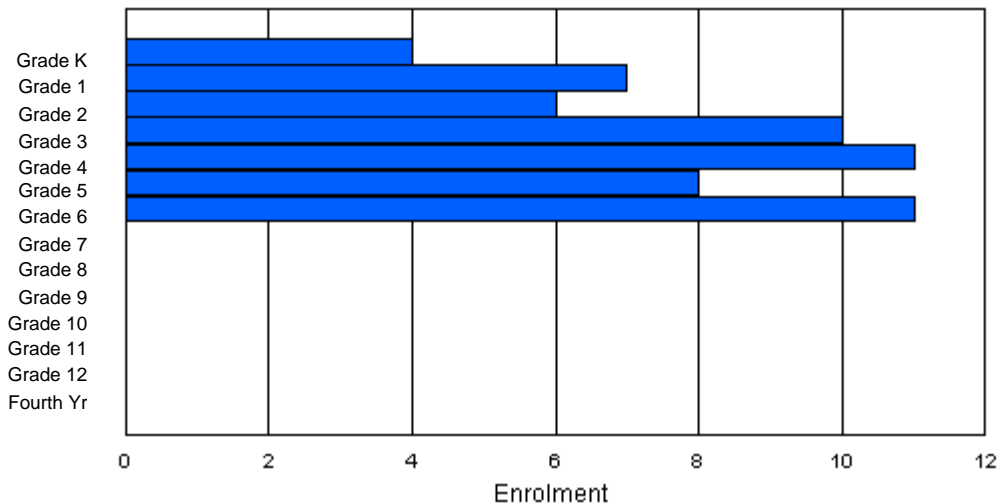
Enrolment By Age and Gender

Gender	Age																	Total
	5	6	7	8	9	10	11	12	13	14	15	16	17	18	19	20>		
Male	3	4	4	4	6	1	3	0	0	0	0	0	0	0	0	0	25	
Female	1	3	2	6	5	7	8	0	0	0	0	0	0	0	0	0	32	
Total	4	7	6	10	11	8	11	0	0	0	0	0	0	0	0	0	57	

Enrolment By Grade and Gender

Gender	Grade															Total
	K	1	2	3	4	5	6	7	8	9	10	11	12	4th		
Male	3	4	4	4	6	1	3	0	0	0	0	0	0	0	25	
Female	1	3	2	6	5	7	8	0	0	0	0	0	0	0	32	
Total	4	7	6	10	11	8	11	0	0	0	0	0	0	0	57	

Enrolment By Grade
For 438



* Data from the 2009-2010 AGR(Enrolment/Age as of the last day in Sept./Dec.)

** Newfoundland Statistics Classification System

*** May include itinerant teachers

District 4 - Easter

#442 - Persalvic Elementary, Victoria

Classification: Rural
Offers Distance Education: No

Grades: K-9 Number of Grades: 10

[School FTE PTR : 12.7](#)
[District FTE PTR : 12.7](#)
[Provincial FTE PTR : 12.1](#)

[FTE Teachers](#) *** : 23.0

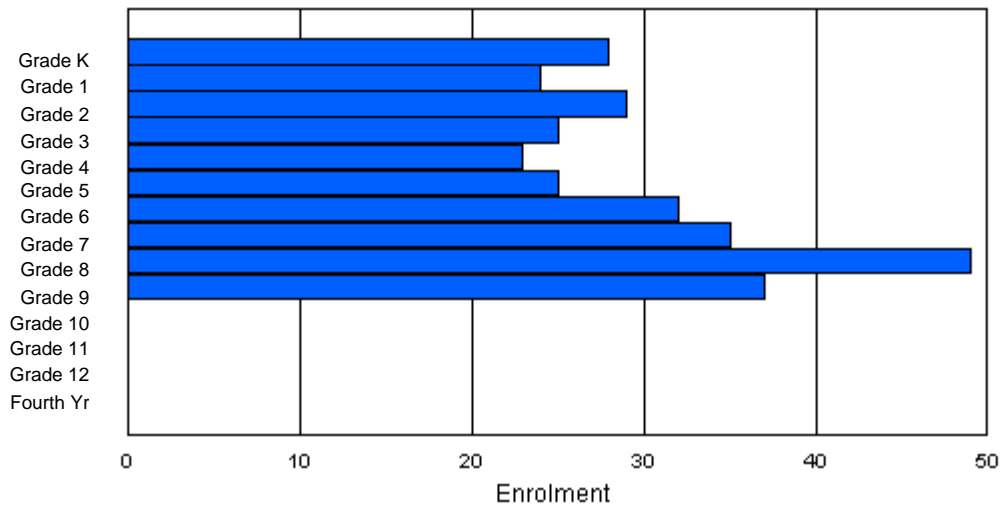
Enrolment By Age and Gender

Gender	Age																Total
	5	6	7	8	9	10	11	12	13	14	15	16	17	18	19	20>	
Male	9	13	11	13	12	14	18	13	29	12	0	0	0	0	0	0	144
Female	19	11	18	10	13	10	14	20	22	25	1	0	0	0	0	0	163
Total	28	24	29	23	25	24	32	33	51	37	1	0	0	0	0	0	307

Enrolment By Grade and Gender

Gender	Grade														Total
	K	1	2	3	4	5	6	7	8	9	10	11	12	4th	
Male	9	12	12	13	12	15	18	14	28	11	0	0	0	0	144
Female	19	12	17	12	11	10	14	21	21	26	0	0	0	0	163
Total	28	24	29	25	23	25	32	35	49	37	0	0	0	0	307

Enrolment By Grade
For 442



* Data from the 2009-2010 AGR(Enrolment/Age as of the last day in Sept./Dec.)

** Newfoundland Statistics Classification System

*** May include itinerant teachers

District 4 - Easter

#444 - Cabot Academy, Western Bay

Classification: Rural
Offers Distance Education: No

Grades: K-6 Number of Grades: 7

[School FTE PTR : 10.0](#)
[District FTE PTR : 12.7](#)
[Provincial FTE PTR : 12.1](#)

[FTE Teachers](#) *** : 9.2

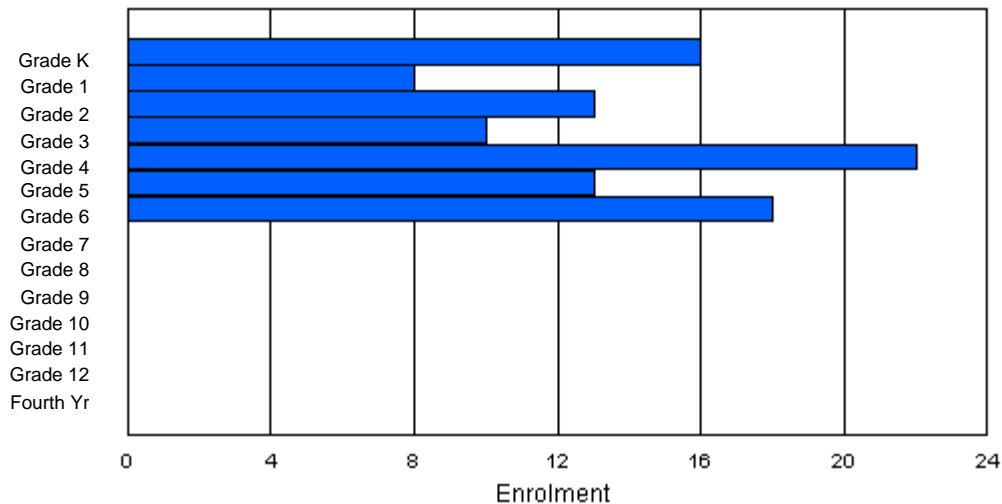
Enrolment By Age and Gender

Gender	Age																Total
	5	6	7	8	9	10	11	12	13	14	15	16	17	18	19	20>	
Male	8	4	7	5	8	7	12	0	0	0	0	0	0	0	0	0	51
Female	8	4	6	6	11	8	6	0	0	0	0	0	0	0	0	0	49
Total	16	8	13	11	19	15	18	0	0	0	0	0	0	0	0	0	100

Enrolment By Grade and Gender

Gender	K	Grade												Total	
		1	2	3	4	5	6	7	8	9	10	11	12		4th
Male	8	4	7	5	10	5	12	0	0	0	0	0	0	0	51
Female	8	4	6	5	12	8	6	0	0	0	0	0	0	0	49
Total	16	8	13	10	22	13	18	0	0	0	0	0	0	0	100

Enrolment By Grade
For 444



* Data from the 2009-2010 AGR(Enrolment/Age as of the last day in Sept./Dec.)

** Newfoundland Statistics Classification System

*** May include itinerant teachers

District 4 - Easter

#446 - Whitbourne Elementary, Whitbourne

Classification: Rural
Offers Distance Education: No

Grades: K-6 Number of Grades: 7

[School FTE PTR : 10.2](#)
[District FTE PTR : 12.7](#)
[Provincial FTE PTR : 12.1](#)

[FTE Teachers](#) *** : 9.3

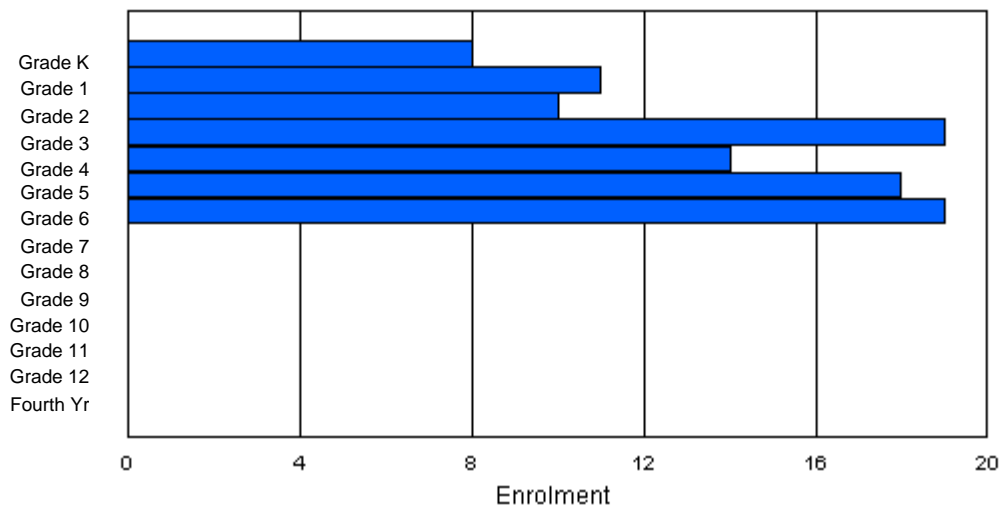
Enrolment By Age and Gender

Gender	Age																	Total
	5	6	7	8	9	10	11	12	13	14	15	16	17	18	19	20>		
Male	5	8	8	8	7	8	8	0	0	0	0	0	0	0	0	0	52	
Female	3	2	3	11	7	10	11	0	0	0	0	0	0	0	0	0	47	
Total	8	10	11	19	14	18	19	0	0	0	0	0	0	0	0	0	99	

Enrolment By Grade and Gender

Gender	Grade															Total
	K	1	2	3	4	5	6	7	8	9	10	11	12	4th		
Male	5	9	7	8	7	8	8	0	0	0	0	0	0	0	52	
Female	3	2	3	11	7	10	11	0	0	0	0	0	0	0	47	
Total	8	11	10	19	14	18	19	0	0	0	0	0	0	0	99	

Enrolment By Grade
For 446



* Data from the 2009-2010 AGR(Enrolment/Age as of the last day in Sept./Dec.)

** Newfoundland Statistics Classification System

*** May include itinerant teachers

District 4 - Easter

#447 - Baltimore School Complex, Ferryland

Classification: Rural
Offers Distance Education: Yes

Grades: K-12 Number of Grades: 13

[School FTE PTR : 12.3](#)
[District FTE PTR : 12.7](#)
[Provincial FTE PTR : 12.1](#)

[FTE Teachers](#) *** : 23.5

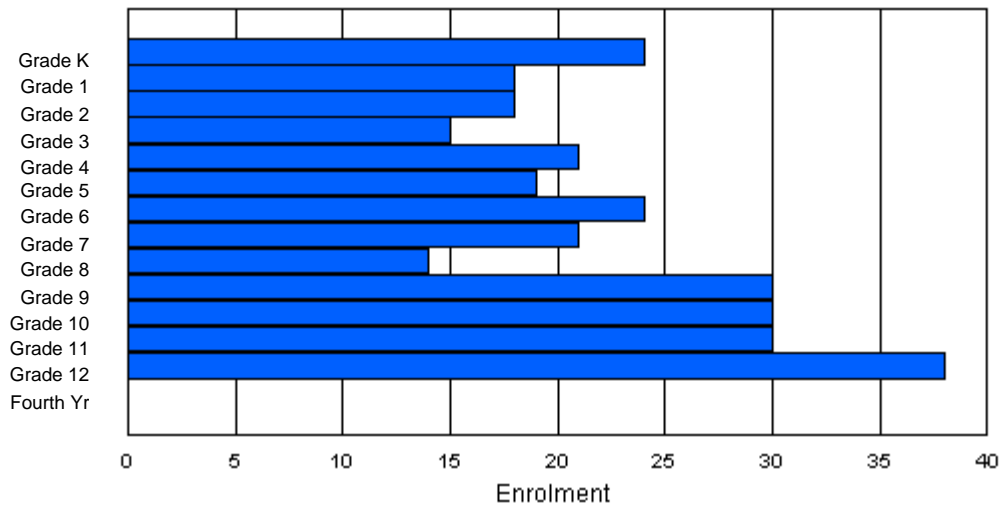
Enrolment By Age and Gender

Gender	Age																Total
	5	6	7	8	9	10	11	12	13	14	15	16	17	18	19	20>	
Male	11	9	8	9	11	10	13	12	7	16	14	15	16	2	0	0	153
Female	13	9	10	6	11	8	11	9	7	14	14	16	20	1	0	0	149
Total	24	18	18	15	22	18	24	21	14	30	28	31	36	3	0	0	302

Enrolment By Grade and Gender

Gender	Grade														Total
	K	1	2	3	4	5	6	7	8	9	10	11	12	4th	
Male	11	9	8	9	11	10	13	12	7	16	15	15	17	0	153
Female	13	9	10	6	10	9	11	9	7	14	15	15	21	0	149
Total	24	18	18	15	21	19	24	21	14	30	30	30	38	0	302

Enrolment By Grade
For 447



* Data from the 2009-2010 AGR(Enrolment/Age as of the last day in Sept./Dec.)

** Newfoundland Statistics Classification System

*** May include itinerant teachers

District 4 - Easter

#452 - District School, St. John's

Classification: Urban
Offers Distance Education: No

Grades: 8-12

Number of Grades: 5

[School FTE PTR : 0.7](#)

[District FTE PTR : 12.7](#)

[Provincial FTE PTR : 12.1](#)

[FTE Teachers](#) *** : 38.5

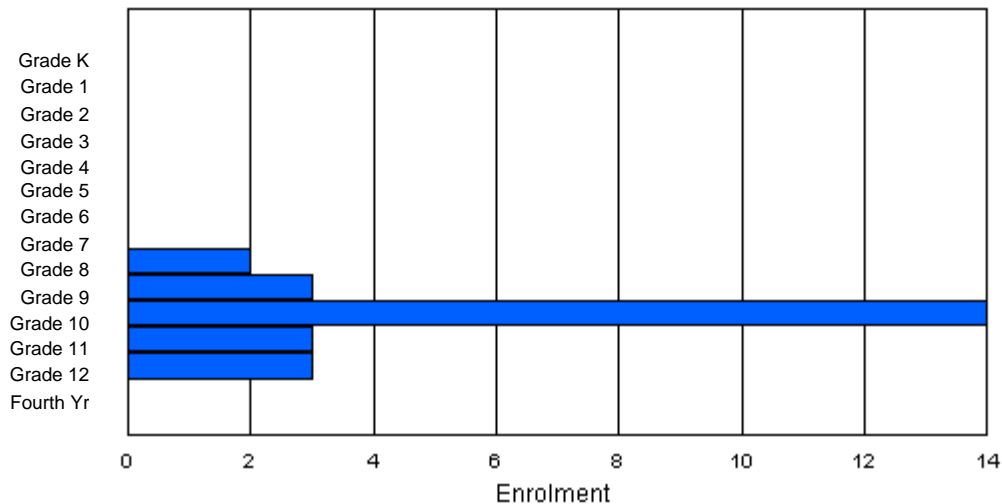
Enrolment By Age and Gender

Gender	Age																	Total
	5	6	7	8	9	10	11	12	13	14	15	16	17	18	19	20>		
Male	0	0	0	0	0	0	0	0	2	2	6	2	1	3	1	1	18	
Female	0	0	0	0	0	0	0	0	0	0	1	2	4	0	0	0	7	
Total	0	0	0	0	0	0	0	0	2	2	7	4	5	3	1	1	25	

Enrolment By Grade and Gender

Gender	Grade															Total
	K	1	2	3	4	5	6	7	8	9	10	11	12	4th		
Male	0	0	0	0	0	0	0	0	2	3	9	1	3	0	18	
Female	0	0	0	0	0	0	0	0	0	0	5	2	0	0	7	
Total	0	0	0	0	0	0	0	0	2	3	14	3	3	0	25	

Enrolment By Grade
For 452



* Data from the 2009-2010 AGR(Enrolment/Age as of the last day in Sept./Dec.)

** Newfoundland Statistics Classification System

*** May include itinerant teachers

District 4 - Easter

#464 - Crescent Collegiate, Blaketown

Classification: Rural
Offers Distance Education: No

Grades: 7-12

Number of Grades: 6

[School FTE PTR : 13.4](#)

[District FTE PTR : 12.7](#)

[Provincial FTE PTR : 12.1](#)

[FTE Teachers](#) *** : 42.5

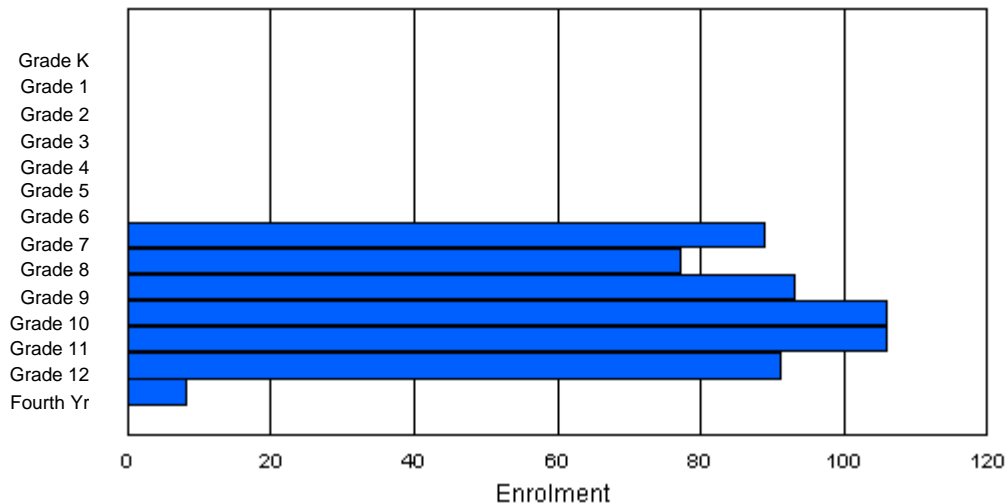
Enrolment By Age and Gender

Gender	Age																	Total
	5	6	7	8	9	10	11	12	13	14	15	16	17	18	19	20>		
Male	0	0	0	0	0	0	2	35	43	48	43	55	46	18	1	0	291	
Female	0	0	0	0	0	0	0	46	35	42	48	47	51	10	0	0	279	
Total	0	0	0	0	0	0	2	81	78	90	91	102	97	28	1	0	570	

Enrolment By Grade and Gender

Gender	Grade														Total
	K	1	2	3	4	5	6	7	8	9	10	11	12	4th	
Male	0	0	0	0	0	0	0	40	43	49	56	57	39	7	291
Female	0	0	0	0	0	0	0	49	34	44	50	49	52	1	279
Total	0	0	0	0	0	0	0	89	77	93	106	106	91	8	570

Enrolment By Grade
For 464



* Data from the 2009-2010 AGR(Enrolment/Age as of the last day in Sept./Dec.)

** Newfoundland Statistics Classification System

*** May include itinerant teachers

District 4 - Easter

#465 - Holy Cross Junior High, St. John's

Classification: Urban
Offers Distance Education: No

Grades: 7-9 Number of Grades: 3

[School FTE PTR : 10.5](#)
[District FTE PTR : 12.7](#)
[Provincial FTE PTR : 12.1](#)

[FTE Teachers](#) *** : 16.5

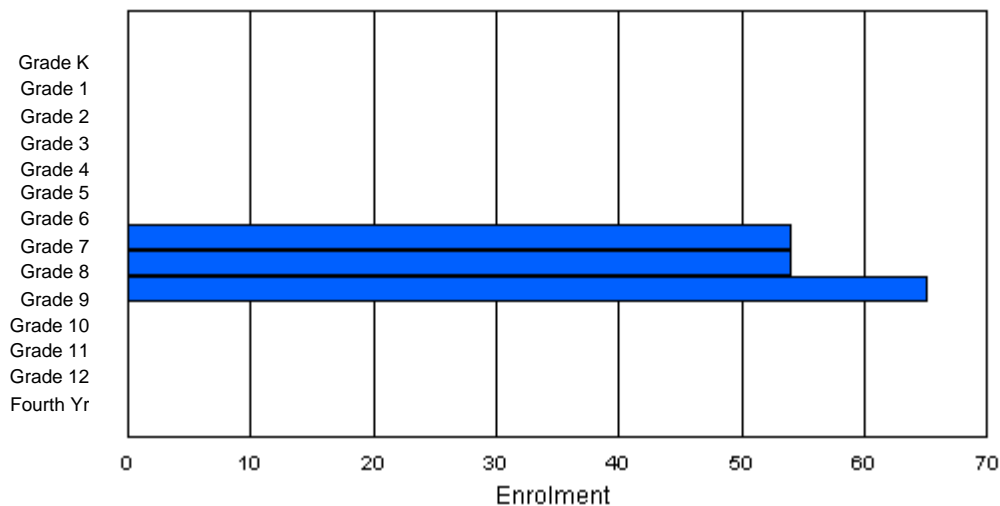
Enrolment By Age and Gender

Gender	Age																Total
	5	6	7	8	9	10	11	12	13	14	15	16	17	18	19	20>	
Male	0	0	0	0	0	0	0	21	29	33	7	0	0	0	0	0	90
Female	0	0	0	0	0	0	0	23	25	29	6	0	0	0	0	0	83
Total	0	0	0	0	0	0	0	44	54	62	13	0	0	0	0	0	173

Enrolment By Grade and Gender

Gender	Grade														Total
	K	1	2	3	4	5	6	7	8	9	10	11	12	4th	
Male	0	0	0	0	0	0	0	28	27	35	0	0	0	0	90
Female	0	0	0	0	0	0	0	26	27	30	0	0	0	0	83
Total	0	0	0	0	0	0	0	54	54	65	0	0	0	0	173

Enrolment By Grade
For 465



* Data from the 2009-2010 AGR(Enrolment/Age as of the last day in Sept./Dec.)

** Newfoundland Statistics Classification System

*** May include itinerant teachers

District 4 - Easter

#466 - Macpherson Elementary, St. John's

Classification: Urban
Offers Distance Education: No

Grades: K-6 Number of Grades: 7

[School FTE PTR : 9.6](#)
[District FTE PTR : 12.7](#)
[Provincial FTE PTR : 12.1](#)

[FTE Teachers](#) *** : 13.2

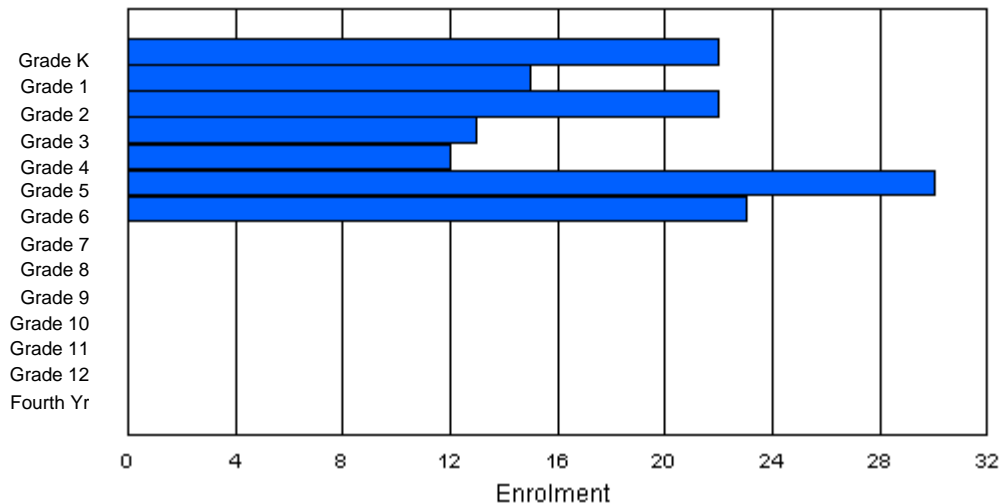
Enrolment By Age and Gender

Gender	Age																Total
	5	6	7	8	9	10	11	12	13	14	15	16	17	18	19	20>	
Male	9	8	11	7	6	17	14	2	0	0	0	0	0	0	0	0	74
Female	11	6	12	8	6	12	7	1	0	0	0	0	0	0	0	0	63
Total	20	14	23	15	12	29	21	3	0	0	0	0	0	0	0	0	137

Enrolment By Grade and Gender

Gender	Grade														Total
	K	1	2	3	4	5	6	7	8	9	10	11	12	4th	
Male	11	7	12	5	6	17	16	0	0	0	0	0	0	0	74
Female	11	8	10	8	6	13	7	0	0	0	0	0	0	0	63
Total	22	15	22	13	12	30	23	0	0	0	0	0	0	0	137

Enrolment By Grade
For 466



* Data from the 2009-2010 AGR(Enrolment/Age as of the last day in Sept./Dec.)

** Newfoundland Statistics Classification System

*** May include itinerant teachers

District 4 - Easter

#468 - Hazelwood Elementary, St. John's

Classification: Urban
Offers Distance Education: No

Grades: K-6

Number of Grades: 7

[School FTE PTR : 13.6](#)

[District FTE PTR : 12.7](#)

[Provincial FTE PTR : 12.1](#)

[FTE Teachers](#) *** : 38.2

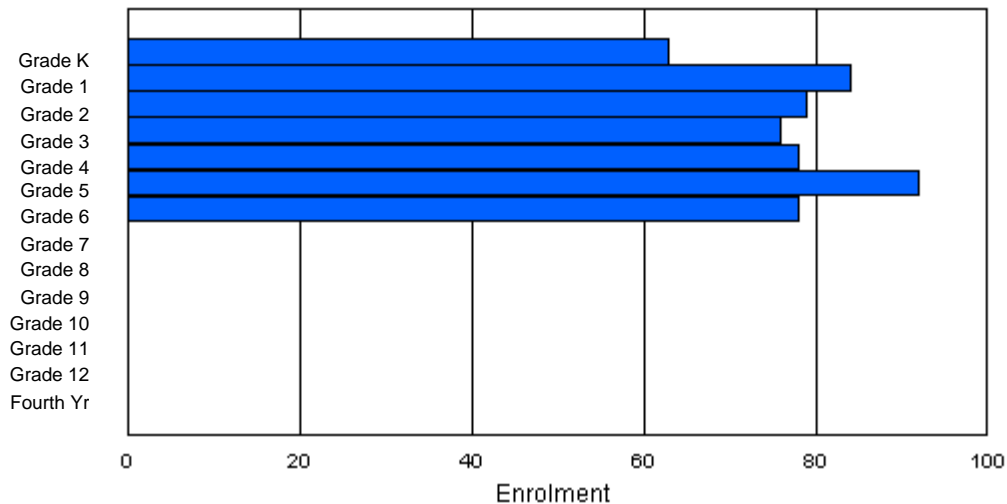
Enrolment By Age and Gender

Gender	Age																Total
	5	6	7	8	9	10	11	12	13	14	15	16	17	18	19	20>	
Male	33	43	43	41	34	47	50	8	1	0	0	0	0	0	0	0	300
Female	27	42	32	34	41	40	32	2	0	0	0	0	0	0	0	0	250
Total	60	85	75	75	75	87	82	10	1	0	0	0	0	0	0	0	550

Enrolment By Grade and Gender

Gender	Grade														Total
	K	1	2	3	4	5	6	7	8	9	10	11	12	4th	
Male	35	43	46	41	37	50	48	0	0	0	0	0	0	0	300
Female	28	41	33	35	41	42	30	0	0	0	0	0	0	0	250
Total	63	84	79	76	78	92	78	0	0	0	0	0	0	0	550

Enrolment By Grade
For 468



* Data from the 2009-2010 AGR(Enrolment/Age as of the last day in Sept./Dec.)

** Newfoundland Statistics Classification System

*** May include itinerant teachers

District 4 - Easter

#471 - Heritage Collegiate, Lethbridge

Classification: Rural
Offers Distance Education: Yes

Grades: 7-12

Number of Grades: 6

[School FTE PTR : 12.9](#)

[District FTE PTR : 12.7](#)

[Provincial FTE PTR : 12.1](#)

[FTE Teachers](#) *** : 16.0

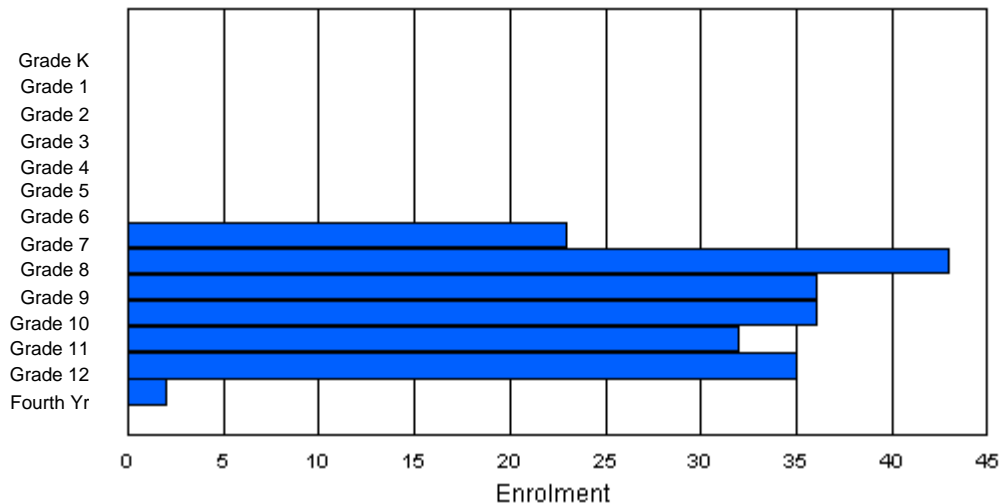
Enrolment By Age and Gender

Gender	Age																	Total
	5	6	7	8	9	10	11	12	13	14	15	16	17	18	19	20>		
Male	0	0	0	0	0	0	0	12	19	19	23	18	18	2	0	0	111	
Female	0	0	0	0	0	0	0	11	24	15	14	15	16	1	0	0	96	
Total	0	0	0	0	0	0	0	23	43	34	37	33	34	3	0	0	207	

Enrolment By Grade and Gender

Gender	Grade															Total
	K	1	2	3	4	5	6	7	8	9	10	11	12	4th		
Male	0	0	0	0	0	0	0	12	19	21	22	17	18	2	111	
Female	0	0	0	0	0	0	0	11	24	15	14	15	17	0	96	
Total	0	0	0	0	0	0	0	23	43	36	36	32	35	2	207	

Enrolment By Grade
For 471



* Data from the 2009-2010 AGR(Enrolment/Age as of the last day in Sept./Dec.)

** Newfoundland Statistics Classification System

*** May include itinerant teachers

District 4 - Easter

#473 - Cape St. Francis Elementary, Pouch Cove

Grades: K-6

Number of Grades: 7

[FTE Teachers](#) *** : 19.5

Classification: Urban

Offers Distance Education: No

[School FTE PTR : 12.2](#)

[District FTE PTR : 12.7](#)

[Provincial FTE PTR : 12.1](#)

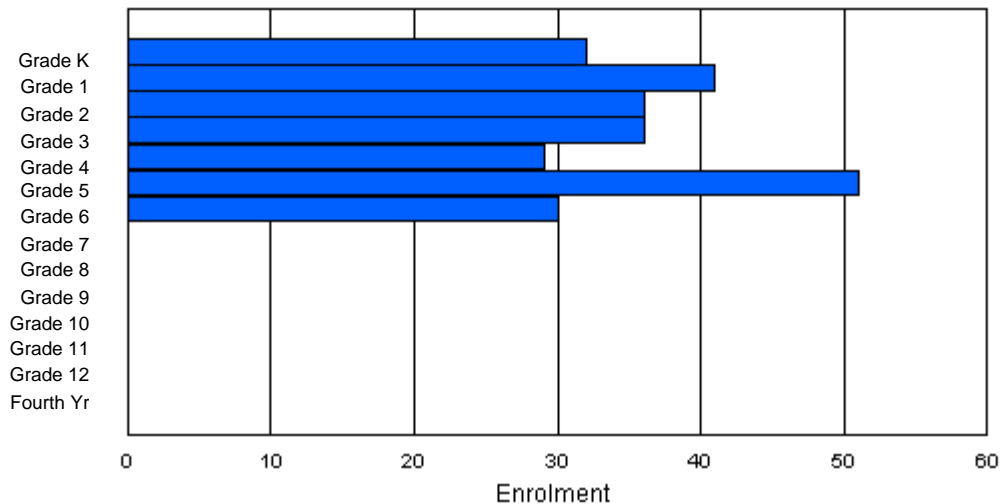
Enrolment By Age and Gender

Gender	Age																Total
	5	6	7	8	9	10	11	12	13	14	15	16	17	18	19	20>	
Male	15	19	18	25	16	26	21	0	0	0	0	0	0	0	0	0	140
Female	16	22	19	11	12	26	9	0	0	0	0	0	0	0	0	0	115
Total	31	41	37	36	28	52	30	0	0	0	0	0	0	0	0	0	255

Enrolment By Grade and Gender

Gender	Grade														Total
	K	1	2	3	4	5	6	7	8	9	10	11	12	4th	
Male	15	19	18	25	17	25	21	0	0	0	0	0	0	0	140
Female	17	22	18	11	12	26	9	0	0	0	0	0	0	0	115
Total	32	41	36	36	29	51	30	0	0	0	0	0	0	0	255

Enrolment By Grade
For 473



* Data from the 2009-2010 AGR(Enrolment/Age as of the last day in Sept./Dec.)

** Newfoundland Statistics Classification System

*** May include itinerant teachers

District 4 - Easter

#476 - Baccalieu Collegiate, Old Perlican

Classification: Rural
Offers Distance Education: Yes

Grades: 7-12

Number of Grades: 6

[School FTE PTR : 11.2](#)

[District FTE PTR : 12.7](#)

[Provincial FTE PTR : 12.1](#)

[FTE Teachers](#) *** : 19.0

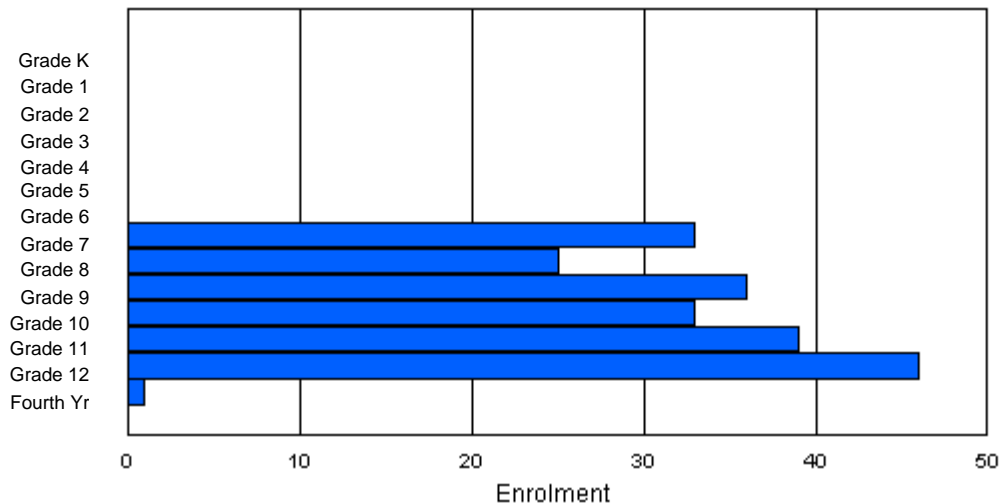
Enrolment By Age and Gender

Gender	Age																	Total
	5	6	7	8	9	10	11	12	13	14	15	16	17	18	19	20>		
Male	0	0	0	0	0	0	0	20	13	19	17	20	23	0	1	0	113	
Female	0	0	0	0	0	0	0	13	10	18	16	17	26	0	0	0	100	
Total	0	0	0	0	0	0	0	33	23	37	33	37	49	0	1	0	213	

Enrolment By Grade and Gender

Gender	Grade															Total
	K	1	2	3	4	5	6	7	8	9	10	11	12	4th		
Male	0	0	0	0	0	0	0	20	15	18	16	20	23	1	113	
Female	0	0	0	0	0	0	0	13	10	18	17	19	23	0	100	
Total	0	0	0	0	0	0	0	33	25	36	33	39	46	1	213	

Enrolment By Grade
For 476



* Data from the 2009-2010 AGR(Enrolment/Age as of the last day in Sept./Dec.)

** Newfoundland Statistics Classification System

*** May include itinerant teachers

District 4 - Easter

#924 - Tricentia Academy, Arnold's Cove

Classification: Rural
Offers Distance Education: Yes

Grades: K-12

Number of Grades: 13

[School FTE PTR : 12.4](#)

[District FTE PTR : 12.7](#)

[Provincial FTE PTR : 12.1](#)

[FTE Teachers](#) *** : 24.0

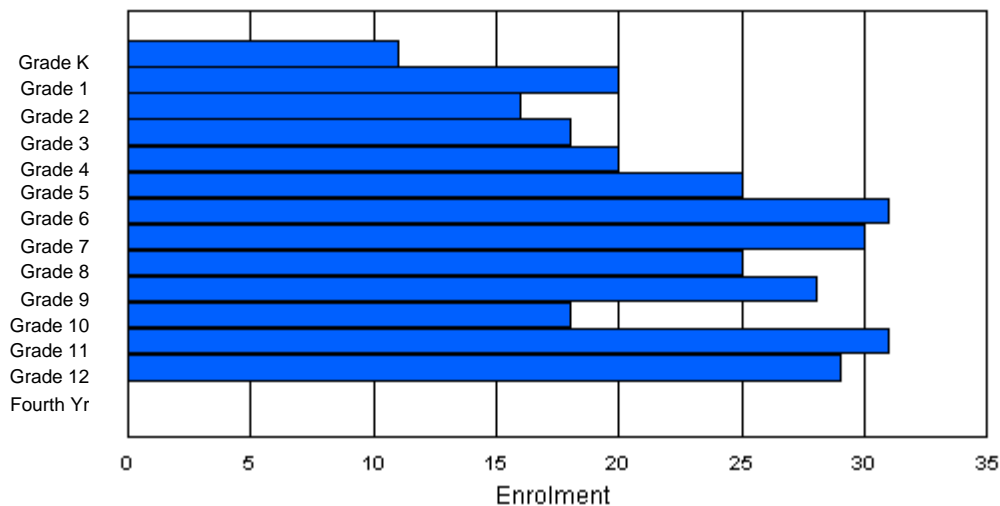
Enrolment By Age and Gender

Gender	Age																	Total
	5	6	7	8	9	10	11	12	13	14	15	16	17	18	19	20>		
Male	2	13	6	7	11	10	17	13	14	16	10	18	18	1	0	0	156	
Female	9	7	10	11	9	14	15	17	11	10	8	12	13	0	0	0	146	
Total	11	20	16	18	20	24	32	30	25	26	18	30	31	1	0	0	302	

Enrolment By Grade and Gender

Gender	Grade														Total
	K	1	2	3	4	5	6	7	8	9	10	11	12	4th	
Male	2	13	6	7	11	10	17	13	14	17	11	19	16	0	156
Female	9	7	10	11	9	15	14	17	11	11	7	12	13	0	146
Total	11	20	16	18	20	25	31	30	25	28	18	31	29	0	302

Enrolment By Grade
For 924



* Data from the 2009-2010 AGR(Enrolment/Age as of the last day in Sept./Dec.)

** Newfoundland Statistics Classification System

*** May include itinerant teachers

District 5 - Conseil scolaire francophon

#095 - École Notre-Dame du Cap, Cap Saint-Georges

Classification: Rural
Offers Distance Education: No

Grades: K-8 Number of Grades: 9

[School FTE PTR : 7.5](#)
[District FTE PTR : 6.1](#)
[Provincial FTE PTR : 12.1](#)

[FTE Teachers](#) *** : 7.0

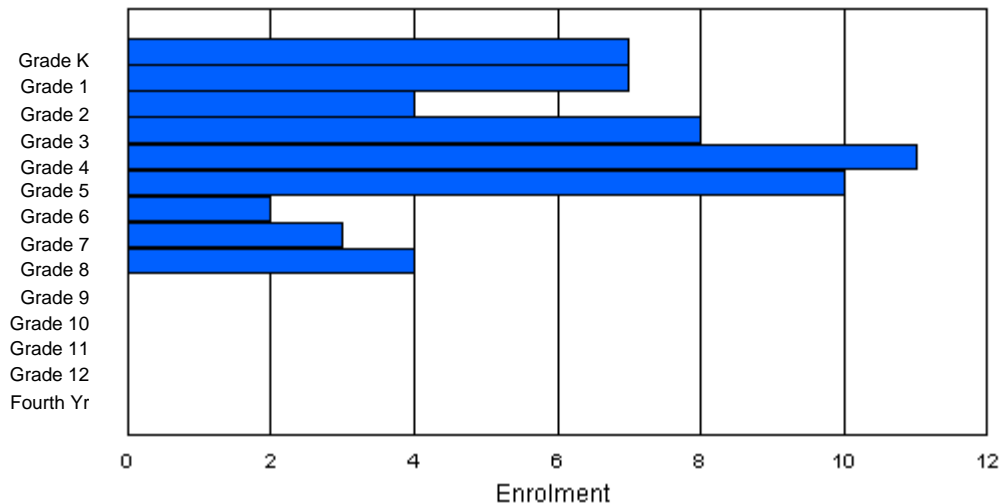
Enrolment By Age and Gender

Gender	Age																	Total
	5	6	7	8	9	10	11	12	13	14	15	16	17	18	19	20>		
Male	3	3	1	3	3	4	0	1	1	2	0	0	0	0	0	0	21	
Female	4	4	3	5	7	6	2	0	3	1	0	0	0	0	0	0	35	
Total	7	7	4	8	10	10	2	1	4	3	0	0	0	0	0	0	56	

Enrolment By Grade and Gender

Gender	Grade															Total
	K	1	2	3	4	5	6	7	8	9	10	11	12	4th		
Male	3	3	1	3	3	4	1	1	2	0	0	0	0	0	21	
Female	4	4	3	5	8	6	1	2	2	0	0	0	0	0	35	
Total	7	7	4	8	11	10	2	3	4	0	0	0	0	0	56	

Enrolment By Grade
For 095



* Data from the 2009-2010 AGR(Enrolment/Age as of the last day in Sept./Dec.)

** Newfoundland Statistics Classification System

*** May include itinerant teachers

District 5 - Conseil scolaire francophon

#107 - École Ste-Anne, La Grand'Terre (Mainland)

Classification: Rural
Offers Distance Education: Yes

Grades: K-12 Number of Grades: 13

[School FTE PTR : 8.7](#)
[District FTE PTR : 6.1](#)
[Provincial FTE PTR : 12.1](#)

[FTE Teachers](#) *** : 8.0

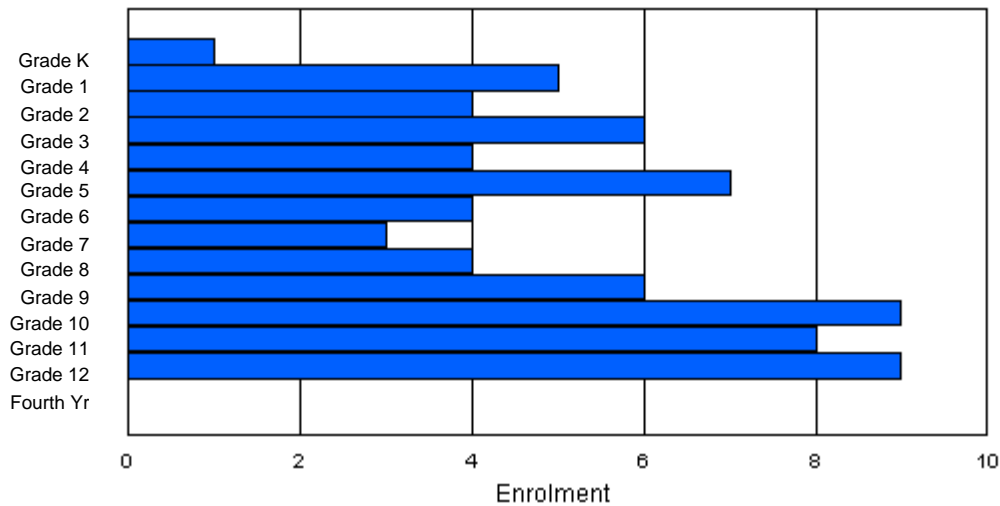
Enrolment By Age and Gender

Gender	Age																Total
	5	6	7	8	9	10	11	12	13	14	15	16	17	18	19	20>	
Male	0	4	1	4	1	3	3	2	2	0	5	2	4	1	0	0	32
Female	1	1	3	2	3	3	2	1	1	5	4	5	7	0	0	0	38
Total	1	5	4	6	4	6	5	3	3	5	9	7	11	1	0	0	70

Enrolment By Grade and Gender

Gender	K	Grade													Total
		1	2	3	4	5	6	7	8	9	10	11	12	4th	
Male	0	4	1	4	1	3	3	2	2	1	5	2	4	0	32
Female	1	1	3	2	3	4	1	1	2	5	4	6	5	0	38
Total	1	5	4	6	4	7	4	3	4	6	9	8	9	0	70

Enrolment By Grade
For 107



* Data from the 2009-2010 AGR(Enrolment/Age as of the last day in Sept./Dec.)

** Newfoundland Statistics Classification System

*** May include itinerant teachers

District 5 - Conseil scolaire francophon

#459 - Centre éducatif l'ENVOL, Labrador City

Classification: Urban
Offers Distance Education: Yes

Grades: K-10,12 Number of Grades: 12

[School FTE PTR : 6.2](#)
[District FTE PTR : 6.1](#)
[Provincial FTE PTR : 12.1](#)

[FTE Teachers](#) *** : 6.0

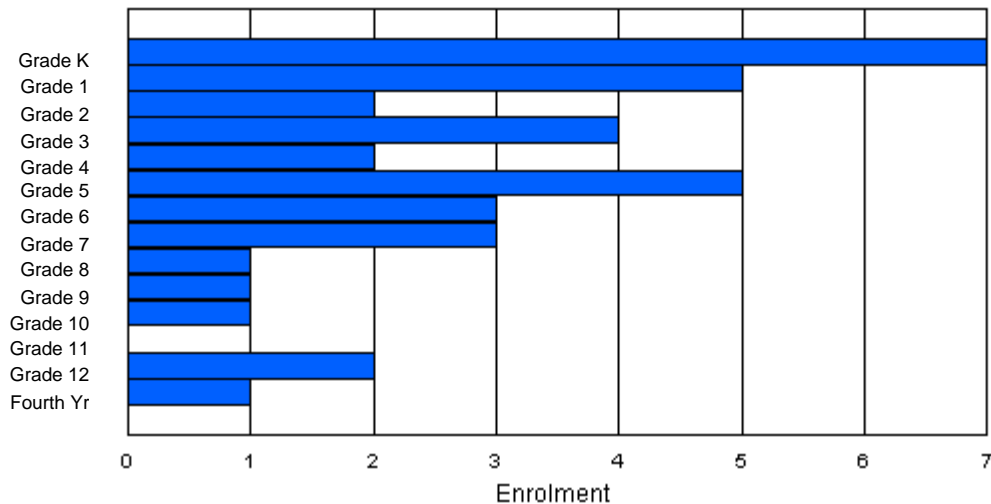
Enrolment By Age and Gender

Gender	Age																	Total
	5	6	7	8	9	10	11	12	13	14	15	16	17	18	19	20>		
Male	5	2	1	5	0	2	4	2	0	0	0	0	1	1	1	0	24	
Female	2	3	0	0	2	1	1	1	1	1	0	0	1	0	0	0	13	
Total	7	5	1	5	2	3	5	3	1	1	0	0	2	1	1	0	37	

Enrolment By Grade and Gender

Gender	Grade															Total
	K	1	2	3	4	5	6	7	8	9	10	11	12	4th		
Male	5	2	2	4	0	3	3	2	0	0	1	0	1	1	24	
Female	2	3	0	0	2	2	0	1	1	1	0	0	1	0	13	
Total	7	5	2	4	2	5	3	3	1	1	1	0	2	1	37	

Enrolment By Grade
For 459



* Data from the 2009-2010 AGR(Enrolment/Age as of the last day in Sept./Dec.)

** Newfoundland Statistics Classification System

*** May include itinerant teachers

District 5 - Conseil scolaire francophon

#460 - École des Grands-Vents, St. John's

Classification: Urban
Offers Distance Education: Yes

Grades: K-12 Number of Grades: 13

[School FTE PTR : 6.5](#)
[District FTE PTR : 6.1](#)
[Provincial FTE PTR : 12.1](#)

[FTE Teachers](#) *** : 12.0

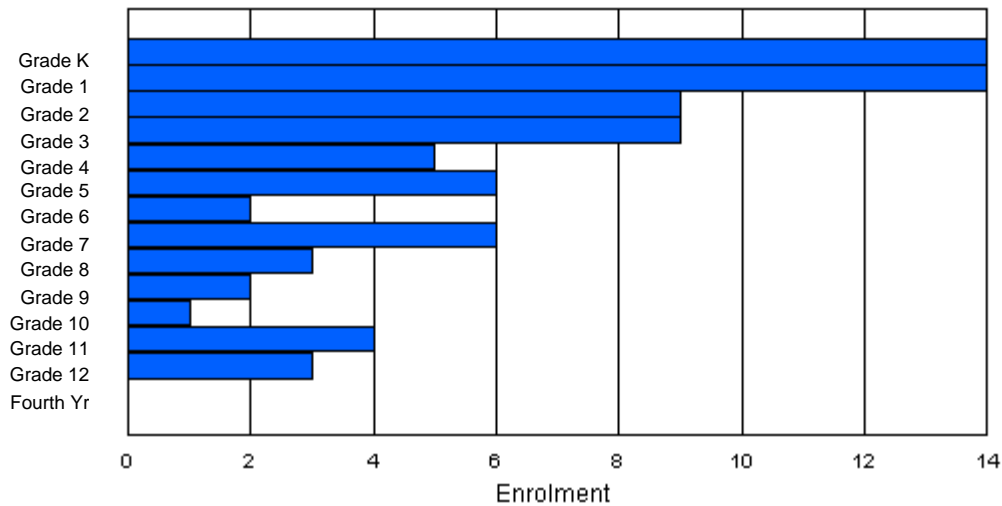
Enrolment By Age and Gender

Gender	Age																	Total
	5	6	7	8	9	10	11	12	13	14	15	16	17	18	19	20>		
Male	8	5	5	1	2	2	1	5	2	1	0	1	3	0	0	0	36	
Female	6	9	4	8	3	4	1	1	1	1	1	3	0	0	0	42		
Total	14	14	9	9	5	6	2	6	3	2	1	4	3	0	0	0	78	

Enrolment By Grade and Gender

Gender	K	Grade													Total
		1	2	3	4	5	6	7	8	9	10	11	12	4th	
Male	8	5	5	1	2	2	1	5	2	1	0	1	3	0	36
Female	6	9	4	8	3	4	1	1	1	1	1	3	0	42	
Total	14	14	9	9	5	6	2	6	3	2	1	4	3	0	78

Enrolment By Grade
For 460



* Data from the 2009-2010 AGR(Enrolment/Age as of the last day in Sept./Dec.)

** Newfoundland Statistics Classification System

*** May include itinerant teachers

District 5 - Conseil scolaire francophon

#472 - École Boréale, Happy Valley - Goose Bay

Classification: Urban
Offers Distance Education: Yes

Grades: 1-4,6,8-9 Number of Grades: 7

[School FTE PTR : 7.5](#)
[District FTE PTR : 6.1](#)
[Provincial FTE PTR : 12.1](#)

[FTE Teachers](#) *** : 2.0

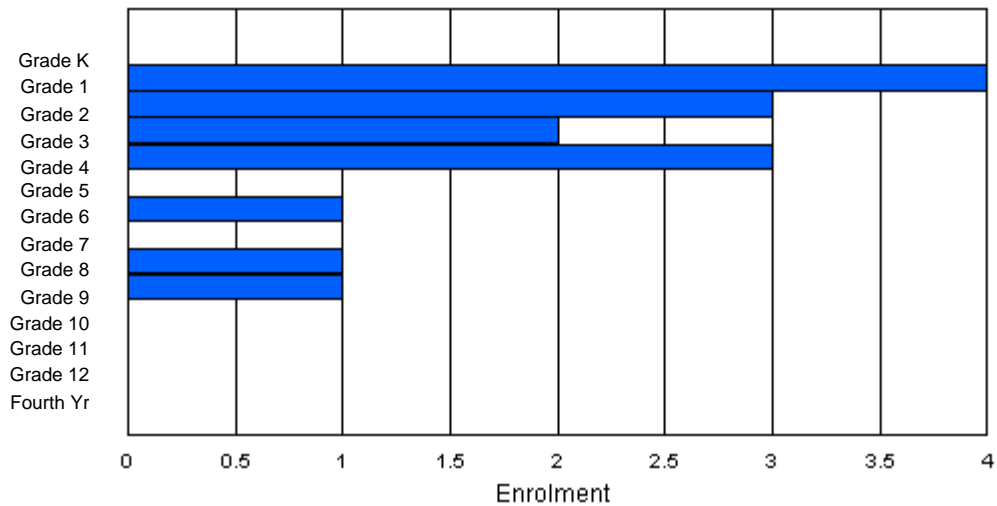
Enrolment By Age and Gender

Gender	Age																	Total
	5	6	7	8	9	10	11	12	13	14	15	16	17	18	19	20>		
Male	0	2	2	0	0	0	1	0	0	0	1	0	0	0	0	0	6	
Female	0	2	1	2	2	0	0	1	0	1	0	0	0	0	0	0	9	
Total	0	4	3	2	2	0	1	1	0	1	1	0	0	0	0	0	15	

Enrolment By Grade and Gender

Gender	Grade															Total
	K	1	2	3	4	5	6	7	8	9	10	11	12	4th		
Male	0	2	2	0	0	0	1	0	1	0	0	0	0	0	6	
Female	0	2	1	2	3	0	0	0	0	1	0	0	0	0	9	
Total	0	4	3	2	3	0	1	0	1	1	0	0	0	0	15	

Enrolment By Grade
For 472



* Data from the 2009-2010 AGR(Enrolment/Age as of the last day in Sept./Dec.)

** Newfoundland Statistics Classification System

*** May include itinerant teachers

District 803 - Private

#373 - First Baptist Academy, Mount Pearl

Classification: Urban
Offers Distance Education: No

Grades: K-7,9-12

Number of Grades: 12

[School FTE PTR : N/A](#)

[FTE Teachers](#) *** : 0.0

[Provincial FTE PTR : 12.1](#)

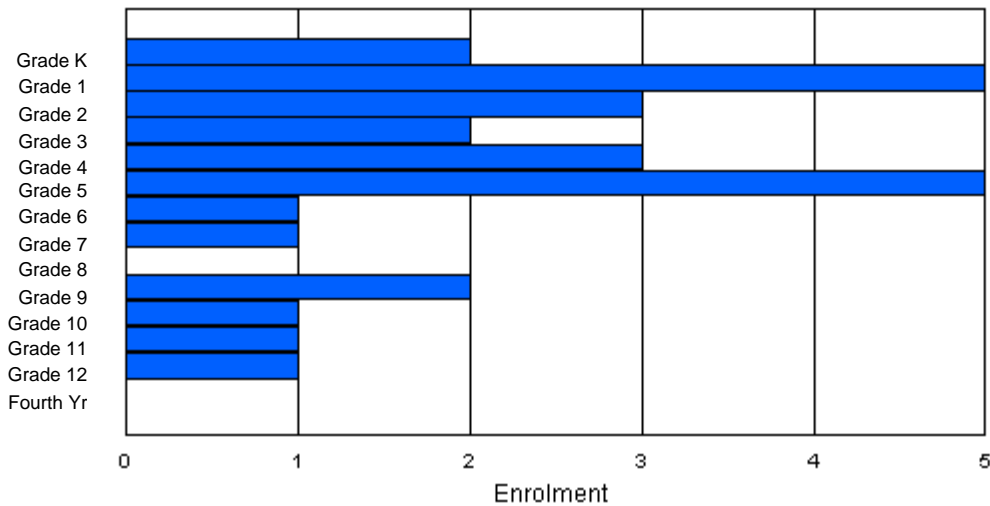
Enrolment By Age and Gender

Gender	Age																	Total
	5	6	7	8	9	10	11	12	13	14	15	16	17	18	19	20>		
Male	1	1	0	1	2	2	1	0	0	2	0	1	0	0	0	0	11	
Female	1	4	1	3	1	2	1	1	0	0	0	1	1	0	0	0	16	
Total	2	5	1	4	3	4	2	1	0	2	0	2	1	0	0	0	27	

Enrolment By Grade and Gender

Gender	K	Grade													Total
		1	2	3	4	5	6	7	8	9	10	11	12	4th	
Male	1	1	0	1	2	2	1	0	0	2	0	1	0	0	11
Female	1	4	3	1	1	3	0	1	0	0	1	0	1	0	16
Total	2	5	3	2	3	5	1	1	0	2	1	1	1	0	27

Enrolment By Grade
For 373



* Data from the 2009-2010 AGR(Enrolment/Age as of the last day in Sept./Dec.)

** Newfoundland Statistics Classification System

*** May include itinerant teachers

District 803 - Private

#374 - Brother T. I. Murphy, St. John's

Classification: Urban
Offers Distance Education: No

Grades: Other Number of Grades: 0

[School FTE PTR : N/A](#)

[FTE Teachers](#) *** : 0.0

[Provincial FTE PTR : 12.1](#)

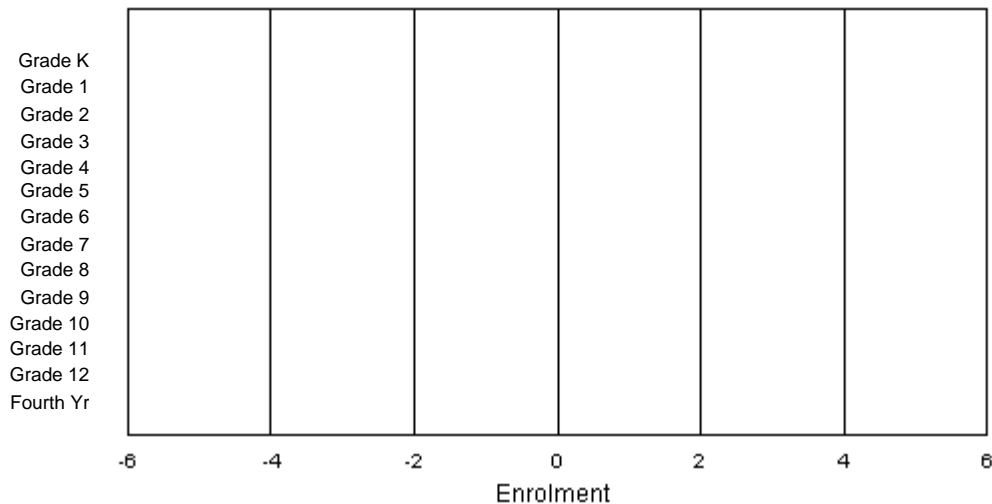
Enrolment By Age and Gender

Gender	Age																Total
	5	6	7	8	9	10	11	12	13	14	15	16	17	18	19	20>	
Male	0	0	0	0	0	0	0	0	0	0	0	0	0	0	0	0	0
Female	0	0	0	0	0	0	0	0	0	0	0	0	0	0	0	0	0
Total	0	0	0	0	0	0	0	0	0	0	0	0	0	0	0	0	0

Enrolment By Grade and Gender

Gender	Grade														Total
	K	1	2	3	4	5	6	7	8	9	10	11	12	4th	
Male	0	0	0	0	0	0	0	0	0	0	0	0	0	0	0
Female	0	0	0	0	0	0	0	0	0	0	0	0	0	0	0
Total	0	0	0	0	0	0	0	0	0	0	0	0	0	0	0

Enrolment By Grade
For 374



* Data from the 2009-2010 AGR(Enrolment/Age as of the last day in Sept./Dec.)

** Newfoundland Statistics Classification System

*** May include itinerant teachers

District 803 - Private

#375 - Lakecrest -St. John's Independent School, St. John's

Classification: Urban
Offers Distance Education: No

Grades: K-9 Number of Grades: 10

[School FTE PTR : N/A](#)

[FTE Teachers](#) *** : 0.0

[Provincial FTE PTR : 12.1](#)

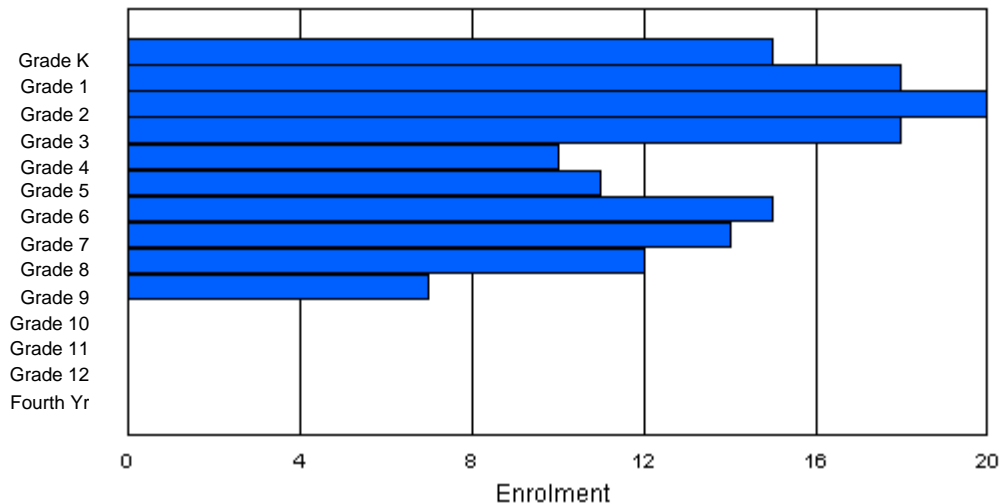
Enrolment By Age and Gender

Gender	Age																	Total
	5	6	7	8	9	10	11	12	13	14	15	16	17	18	19	20>		
Male	9	10	8	6	7	9	10	11	3	2	0	0	0	0	0	0	75	
Female	6	11	10	12	3	2	4	4	8	5	0	0	0	0	0	0	65	
Total	15	21	18	18	10	11	14	15	11	7	0	0	0	0	0	0	140	

Enrolment By Grade and Gender

Gender	Grade														Total
	K	1	2	3	4	5	6	7	8	9	10	11	12	4th	
Male	9	9	9	5	7	9	11	10	4	2	0	0	0	0	75
Female	6	9	11	13	3	2	4	4	8	5	0	0	0	0	65
Total	15	18	20	18	10	11	15	14	12	7	0	0	0	0	140

Enrolment By Grade
For 375



* Data from the 2009-2010 AGR(Enrolment/Age as of the last day in Sept./Dec.)

** Newfoundland Statistics Classification System

*** May include itinerant teachers

District 803 - Private

#450 - St. Bonaventure's College, St. John's

Classification: Urban
Offers Distance Education: No

Grades: K-12

Number of Grades: 13

[School FTE PTR : N/A](#)

[FTE Teachers](#) *** : 0.0

[Provincial FTE PTR : 12.1](#)

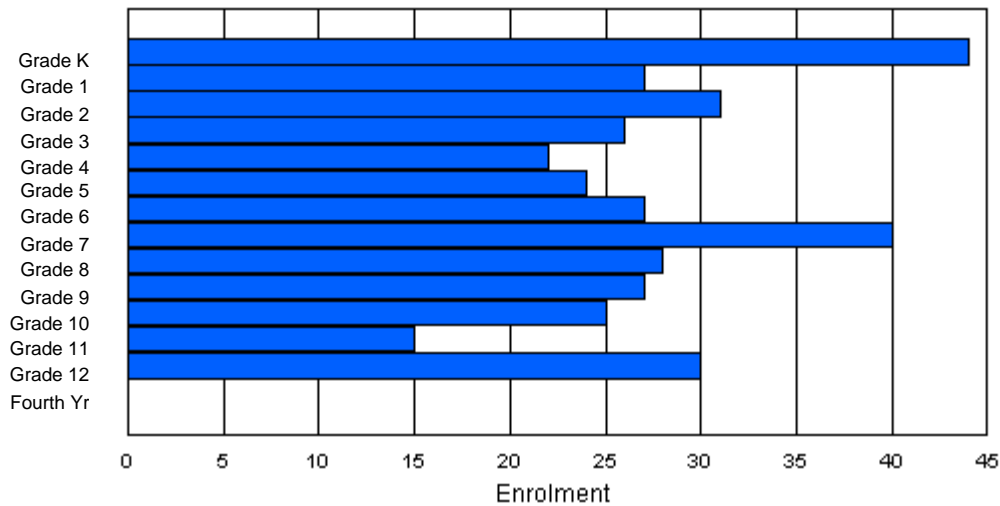
Enrolment By Age and Gender

Gender	Age																Total
	5	6	7	8	9	10	11	12	13	14	15	16	17	18	19	20>	
Male	27	17	15	12	15	9	13	18	12	16	8	7	14	4	0	0	187
Female	17	10	16	12	11	14	14	21	17	10	16	7	14	0	0	0	179
Total	44	27	31	24	26	23	27	39	29	26	24	14	28	4	0	0	366

Enrolment By Grade and Gender

Gender	Grade														Total
	K	1	2	3	4	5	6	7	8	9	10	11	12	4th	
Male	27	17	15	14	14	9	11	20	10	17	9	7	17	0	187
Female	17	10	16	12	8	15	16	20	18	10	16	8	13	0	179
Total	44	27	31	26	22	24	27	40	28	27	25	15	30	0	366

Enrolment By Grade
For 450



* Data from the 2009-2010 AGR(Enrolment/Age as of the last day in Sept./Dec.)

** Newfoundland Statistics Classification System

*** May include itinerant teachers

District 803 - Private

#453 - Eric G. Lambert All-Grade, Churchill Falls

Classification: Rural
Offers Distance Education: Yes

Grades: K-12

Number of Grades: 13

[School FTE PTR : N/A](#)

[FTE Teachers](#) *** : 0.0

[Provincial FTE PTR : 12.1](#)

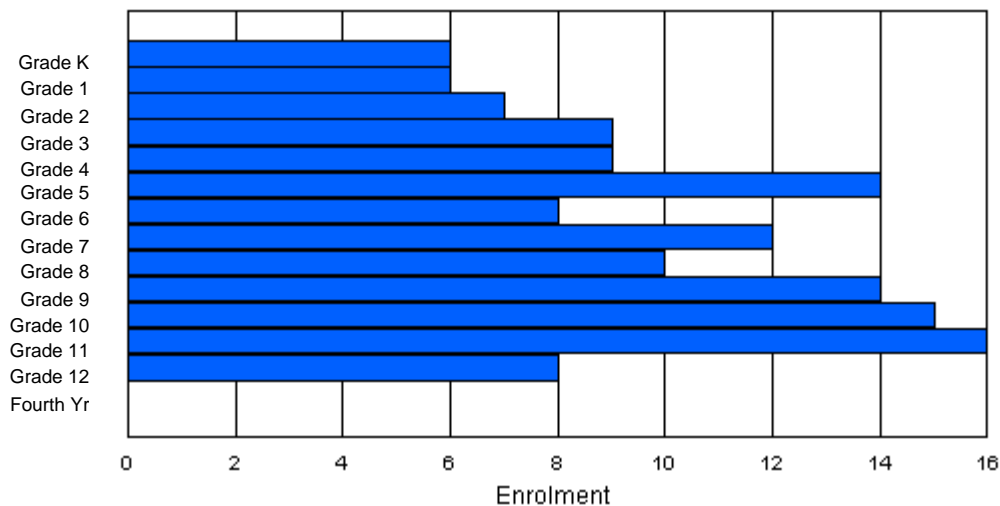
Enrolment By Age and Gender

Gender	Age																Total
	5	6	7	8	9	10	11	12	13	14	15	16	17	18	19	20>	
Male	2	3	4	5	6	8	4	4	4	7	11	8	4	0	0	0	70
Female	4	3	3	4	4	5	3	8	6	7	5	6	6	0	0	0	64
Total	6	6	7	9	10	13	7	12	10	14	16	14	10	0	0	0	134

Enrolment By Grade and Gender

Gender	Grade														Total
	K	1	2	3	4	5	6	7	8	9	10	11	12	4th	
Male	2	3	4	5	6	8	5	4	4	7	10	9	3	0	70
Female	4	3	3	4	3	6	3	8	6	7	5	7	5	0	64
Total	6	6	7	9	9	14	8	12	10	14	15	16	8	0	134

Enrolment By Grade
For 453



* Data from the 2009-2010 AGR(Enrolment/Age as of the last day in Sept./Dec.)

** Newfoundland Statistics Classification System

*** May include itinerant teachers

District 803 - Private

#469 - Immaculate Heart of Mary School, Corner Brook

Classification: Urban
Offers Distance Education: No

Grades: K-9

Number of Grades: 10

[School FTE PTR : N/A](#)

[FTE Teachers](#) *** : 0.0

[Provincial FTE PTR : 12.1](#)

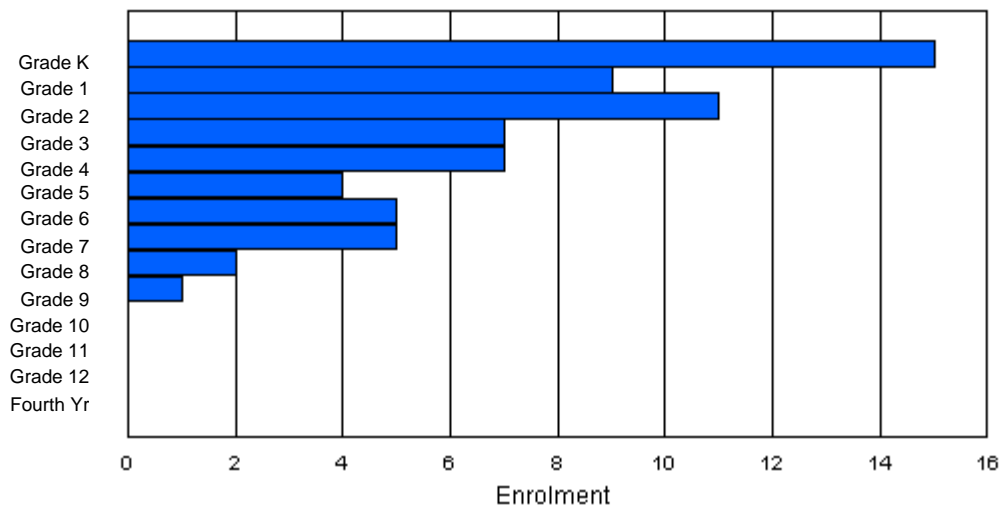
Enrolment By Age and Gender

Gender	Age																Total
	5	6	7	8	9	10	11	12	13	14	15	16	17	18	19	20>	
Male	8	6	3	0	2	2	0	2	0	1	1	0	0	0	0	0	25
Female	6	4	8	5	6	3	5	3	1	0	0	0	0	0	0	0	41
Total	14	10	11	5	8	5	5	5	1	1	1	0	0	0	0	0	66

Enrolment By Grade and Gender

Gender	K	Grade												Total	
		1	2	3	4	5	6	7	8	9	10	11	12		4th
Male	9	5	3	2	1	1	0	2	1	1	0	0	0	0	25
Female	6	4	8	5	6	3	5	3	1	0	0	0	0	0	41
Total	15	9	11	7	7	4	5	5	2	1	0	0	0	0	66

Enrolment By Grade
For 469



* Data from the 2009-2010 AGR(Enrolment/Age as of the last day in Sept./Dec.)

** Newfoundland Statistics Classification System

*** May include itinerant teachers

District 804 - Native Federa

#018 - Peenamain McKenzie School, Sheshatshiu

Classification: Rural
Offers Distance Education: No

Grades: Other Number of Grades: 0

[School FTE PTR : N/A](#)

[FTE Teachers](#) *** : 0.0

[Provincial FTE PTR : 12.1](#)

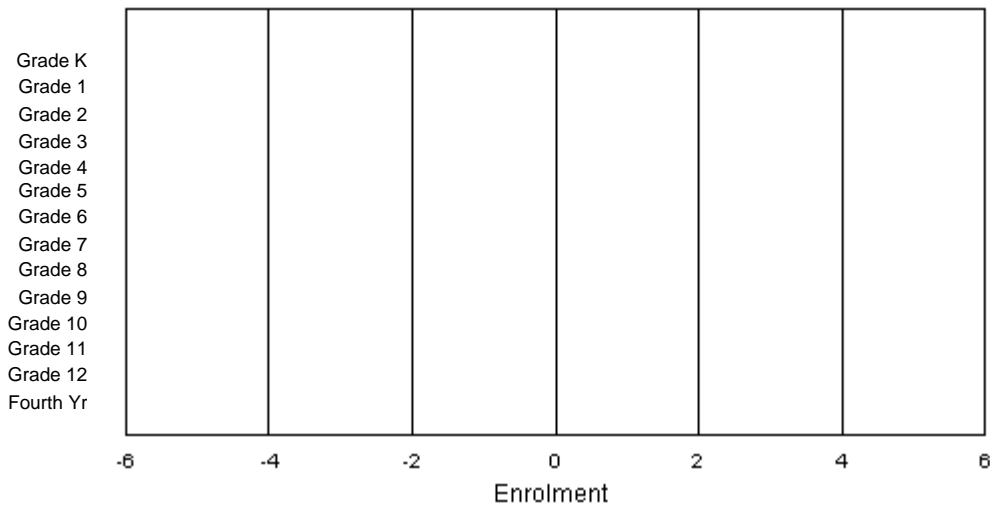
Enrolment By Age and Gender

Gender	Age																Total
	5	6	7	8	9	10	11	12	13	14	15	16	17	18	19	20>	
Male	0	0	0	0	0	0	0	0	0	0	0	0	0	0	0	0	0
Female	0	0	0	0	0	0	0	0	0	0	0	0	0	0	0	0	0
Total	0	0	0	0	0	0	0	0	0	0	0	0	0	0	0	0	0

Enrolment By Grade and Gender

Gender	Grade														Total
	K	1	2	3	4	5	6	7	8	9	10	11	12	4th	
Male	0	0	0	0	0	0	0	0	0	0	0	0	0	0	0
Female	0	0	0	0	0	0	0	0	0	0	0	0	0	0	0
Total	0	0	0	0	0	0	0	0	0	0	0	0	0	0	0

Enrolment By Grade
For 018



* Data from the 2009-2010 AGR(Enrolment/Age as of the last day in Sept./Dec.)

** Newfoundland Statistics Classification System

*** May include itinerant teachers

District 804 - Native Federa

#019 - Mushuau Innu Natuashish School, Natuashish

Classification: Rural
Offers Distance Education: No

Grades: Other Number of Grades: 0

[School FTE PTR : N/A](#)

[FTE Teachers](#) *** : 0.0

[Provincial FTE PTR : 12.1](#)

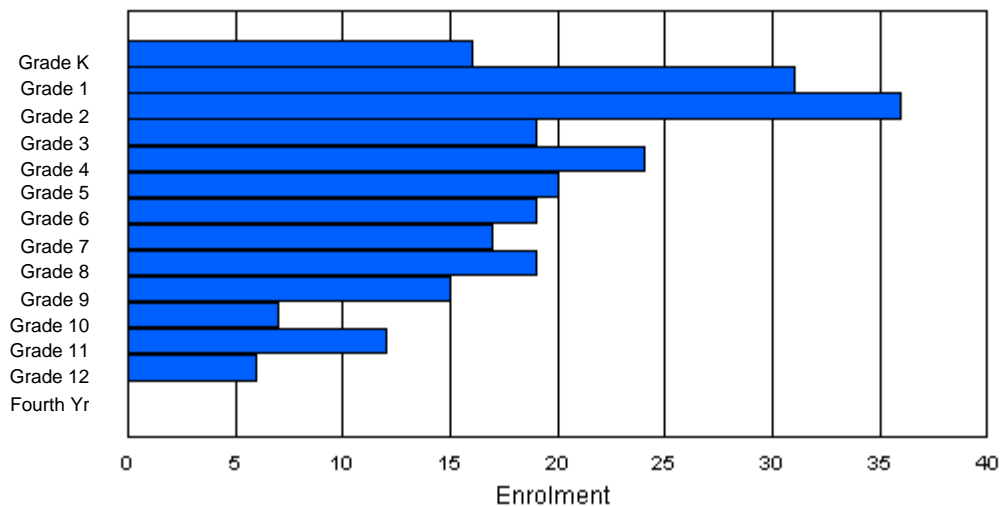
Enrolment By Age and Gender

Gender	Age																Total
	5	6	7	8	9	10	11	12	13	14	15	16	17	18	19	20>	
Male	0	0	0	0	0	0	0	0	0	0	0	0	0	0	0	0	0
Female	0	0	0	0	0	0	0	0	0	0	0	0	0	0	0	0	0
Total	0	0	0	0	0	0	0	0	0	0	0	0	0	0	0	0	0

Enrolment By Grade and Gender

Gender	Grade														Total
	K	1	2	3	4	5	6	7	8	9	10	11	12	4th	
Male	0	0	0	0	0	0	0	0	0	0	0	0	0	0	0
Female	0	0	0	0	0	0	0	0	0	0	0	0	0	0	0
Total	0	0	0	0	0	0	0	0	0	0	0	0	0	0	0

Enrolment By Grade
For 019



* Data from the 2009-2010 AGR(Enrolment/Age as of the last day in Sept./Dec.)

** Newfoundland Statistics Classification System

*** May include itinerant teachers

District 804 - Native Federa

#376 - Se't Anneway Kegnamogwom, Conne River

Classification: Rural
Offers Distance Education: No

Grades: K-12 Number of Grades: 13

[School FTE PTR : N/A](#)

[FTE Teachers](#) *** : 0.0

[Provincial FTE PTR : 12.1](#)

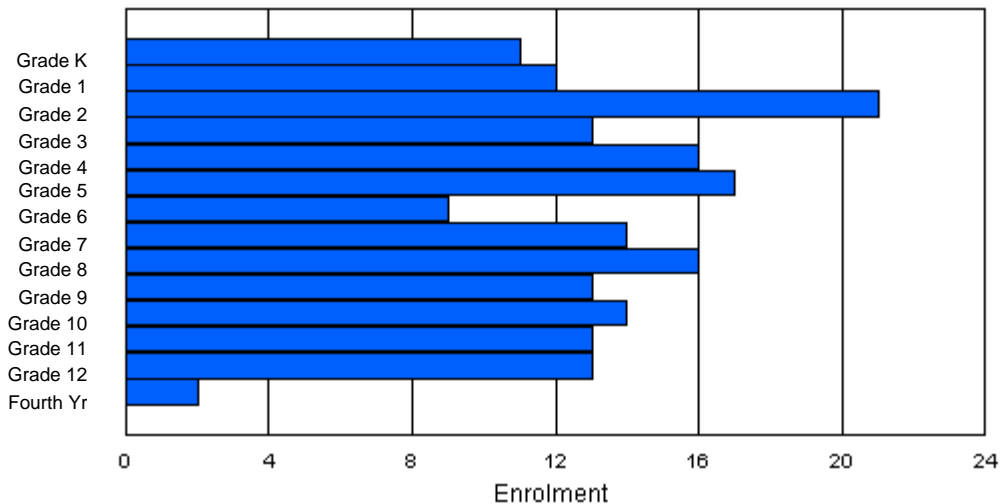
Enrolment By Age and Gender

Gender	Age																	Total
	5	6	7	8	9	10	11	12	13	14	15	16	17	18	19	20>		
Male	8	7	11	7	9	11	4	6	10	7	4	8	4	2	0	0	98	
Female	3	5	10	6	7	6	5	8	6	6	10	5	9	0	0	0	86	
Total	11	12	21	13	16	17	9	14	16	13	14	13	13	2	0	0	184	

Enrolment By Grade and Gender

Gender	Grade															Total
	K	1	2	3	4	5	6	7	8	9	10	11	12	4th		
Male	8	7	11	7	9	11	4	6	10	7	4	8	4	2	98	
Female	3	5	10	6	7	6	5	8	6	6	10	5	9	0	86	
Total	11	12	21	13	16	17	9	14	16	13	14	13	13	2	184	

Enrolment By Grade
For 376



* Data from the 2009-2010 AGR(Enrolment/Age as of the last day in Sept./Dec.)

** Newfoundland Statistics Classification System

*** May include itinerant teachers

District 902 - Institutional

#377 - NF School for the Deaf, St. John's

Classification: Urban
Offers Distance Education: No

Grades: Other Number of Grades: 0

[School FTE PTR : N/A](#)

[FTE Teachers](#) *** : 11.0

[Provincial FTE PTR : 12.1](#)

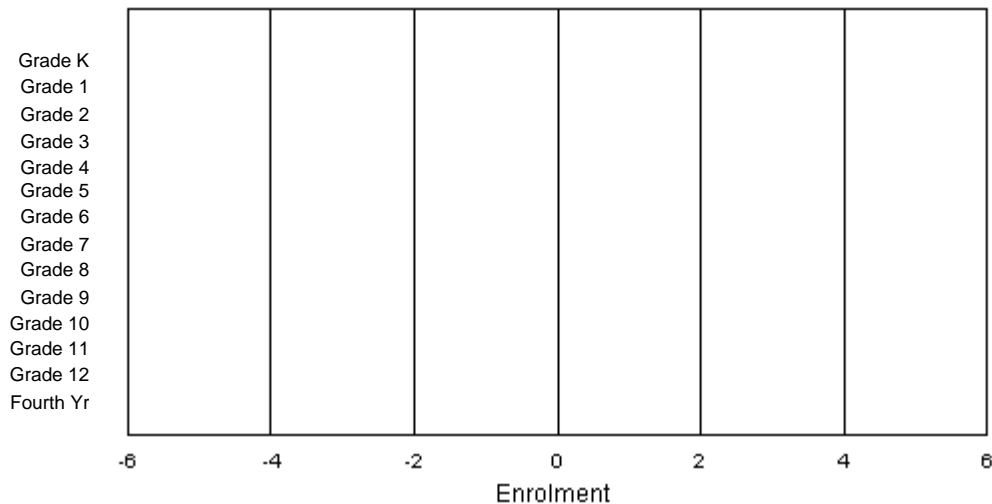
Enrolment By Age and Gender

Gender	Age																Total
	5	6	7	8	9	10	11	12	13	14	15	16	17	18	19	20>	
Male	0	0	0	0	0	0	0	0	0	0	0	0	0	0	0	0	0
Female	0	0	0	0	0	0	0	0	0	0	0	0	0	0	0	0	0
Total	0	0	0	0	0	0	0	0	0	0	0	0	0	0	0	0	0

Enrolment By Grade and Gender

Gender	Grade														Total
	K	1	2	3	4	5	6	7	8	9	10	11	12	4th	
Male	0	0	0	0	0	0	0	0	0	0	0	0	0	0	0
Female	0	0	0	0	0	0	0	0	0	0	0	0	0	0	0
Total	0	0	0	0	0	0	0	0	0	0	0	0	0	0	0

Enrolment By Grade
For 377



* Data from the 2009-2010 AGR(Enrolment/Age as of the last day in Sept./Dec.)

** Newfoundland Statistics Classification System

*** May include itinerant teachers. Students receiving itinerant services have been included for this school

District 903 - Social Services

#378 - NF & Lab Youth Centre, Whitbourne

Grades: 9-12

Number of Grades: 4

Classification: Rural

Offers Distance Education: No

[School FTE PTR : 2.3](#)

[FTE Teachers](#) *** : 6.0

[Provincial FTE PTR : 12.1](#)

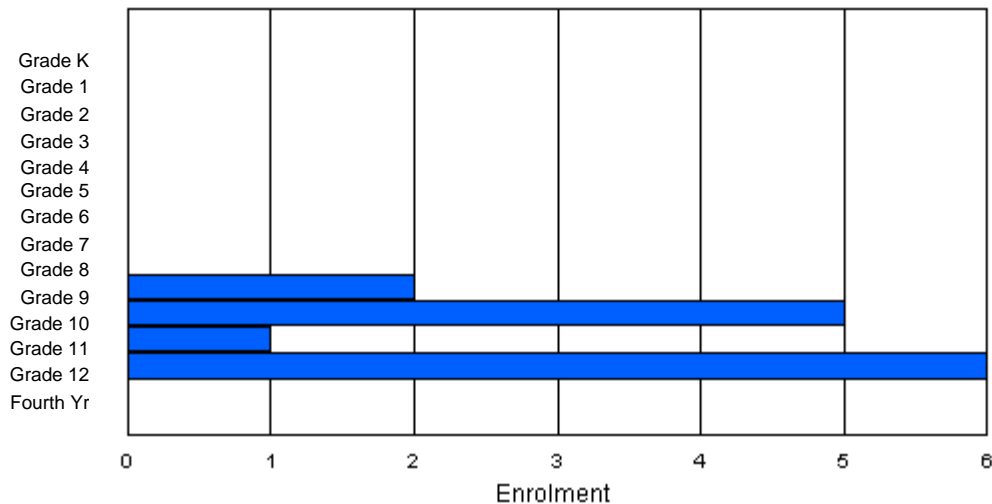
Enrolment By Age and Gender

Gender	Age																	Total
	5	6	7	8	9	10	11	12	13	14	15	16	17	18	19	20>		
Male	0	0	0	0	0	0	0	0	0	1	0	0	8	1	0	0	10	
Female	0	0	0	0	0	0	0	0	0	1	0	0	2	1	0	0	4	
Total	0	0	0	0	0	0	0	0	0	2	0	0	10	2	0	0	14	

Enrolment By Grade and Gender

Gender	Grade															Total
	K	1	2	3	4	5	6	7	8	9	10	11	12	4th		
Male	0	0	0	0	0	0	0	0	0	1	2	1	6	0	10	
Female	0	0	0	0	0	0	0	0	0	1	3	0	0	0	4	
Total	0	0	0	0	0	0	0	0	0	2	5	1	6	0	14	

Enrolment By Grade
For 378



* Data from the 2009-2010 AGR(Enrolment/Age as of the last day in Sept./Dec.)

** Newfoundland Statistics Classification System

*** May include itinerant teachers

Number of Schools: 290

* Data from the 2009-2010 AGR(Enrolment/Age as of the last day in Sept./Dec.)

** Newfoundland Statistics Classification System

*** May include itinerant teachers