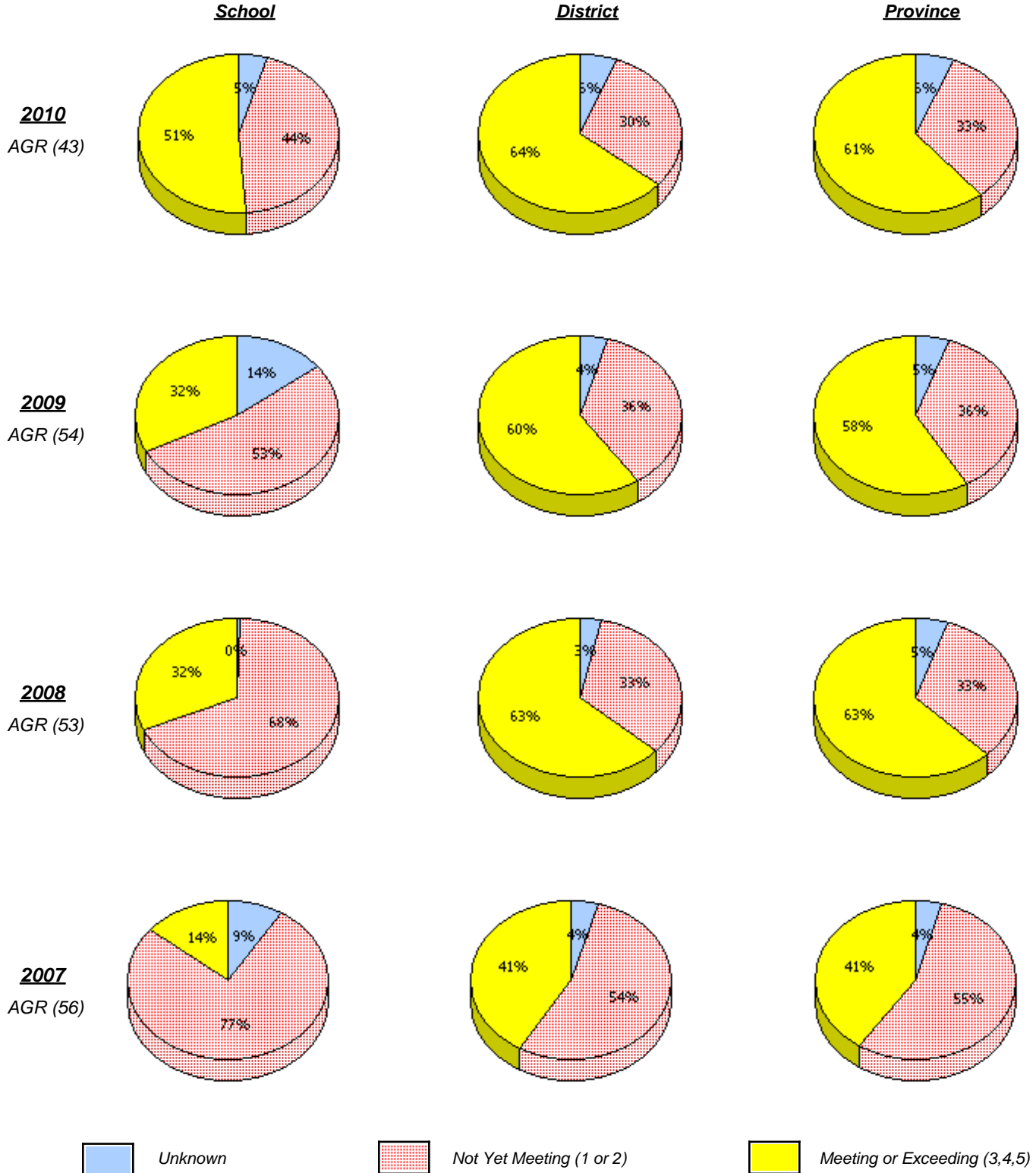


District 3 - Nova Central

School #: 133 Memorial Academy

Number Operations



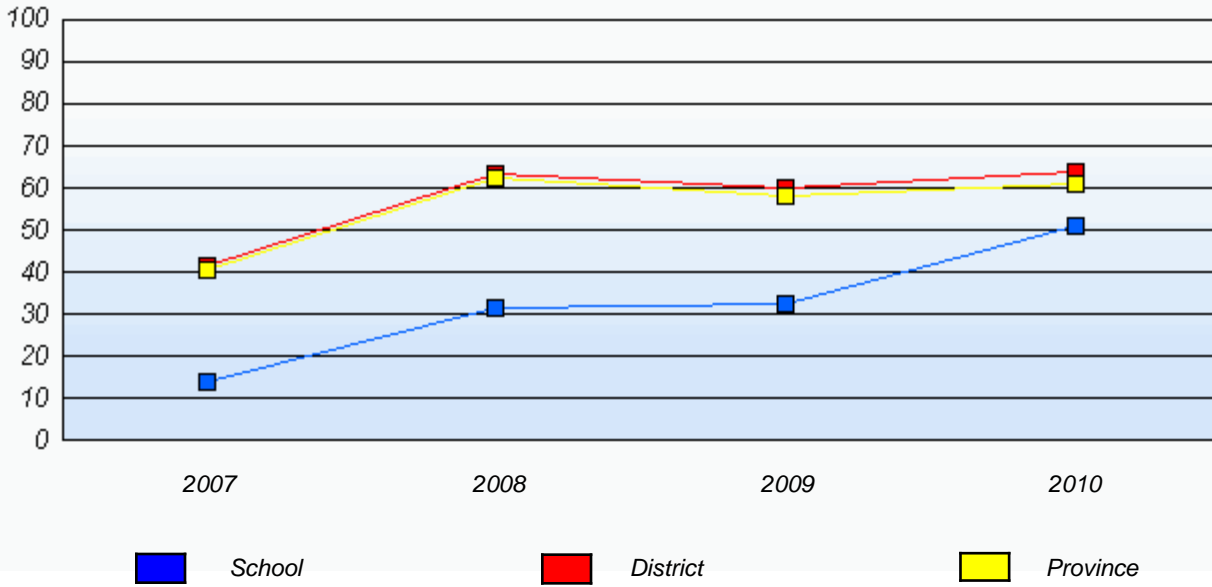
* In some cases, CRT numbers may exceed AGR numbers based on late enrolments. Pie chart is based on the number of students who wrote the CRT.

* Number Operations score is composite of Reasoning, Communication, Connections and Representations, and Problem Solving.

District 3 - Nova Central

School #: 133 Memorial Academy

Number Operations
 Percentage of students at level 3 or above (2007 - 2010)



* In some cases, CRT numbers may exceed AGR numbers based on late enrolments. Pie chart is based on the number of students who wrote the CRT.

* Number Operations score is composite of Reasoning, Communication, Connections and Representations, and Problem Solving.

District 3 - Nova Central

School #: 138 Victoria Academy

Number Operations

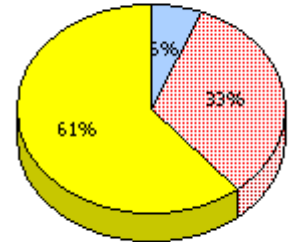
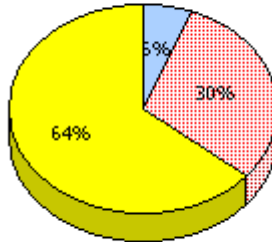
School

District

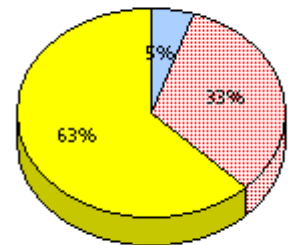
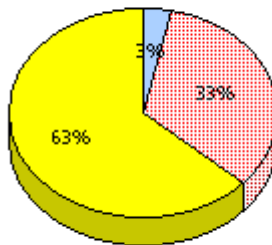
Province

2010
AGR (4)

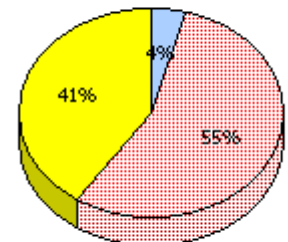
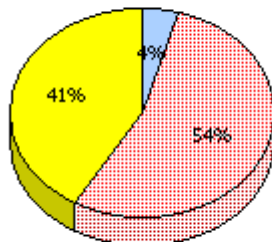
School data with 5 or fewer students withheld for reasons of confidentiality.



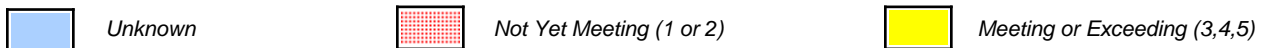
2009
AGR (0)



2008
AGR (4)



2007
AGR (4)



* In some cases, CRT numbers may exceed AGR numbers based on late enrolments. Pie chart is based on the number of students who wrote the CRT.

* Number Operations score is composite of Reasoning, Communication, Connections and Representations, and Problem Solving.

District 3 - Nova Central

School #: 138 Victoria Academy

Number Operations

Percentage of students at level 3 or above (2007 - 2010)

School data with 5 or fewer students withheld for reasons of confidentiality.



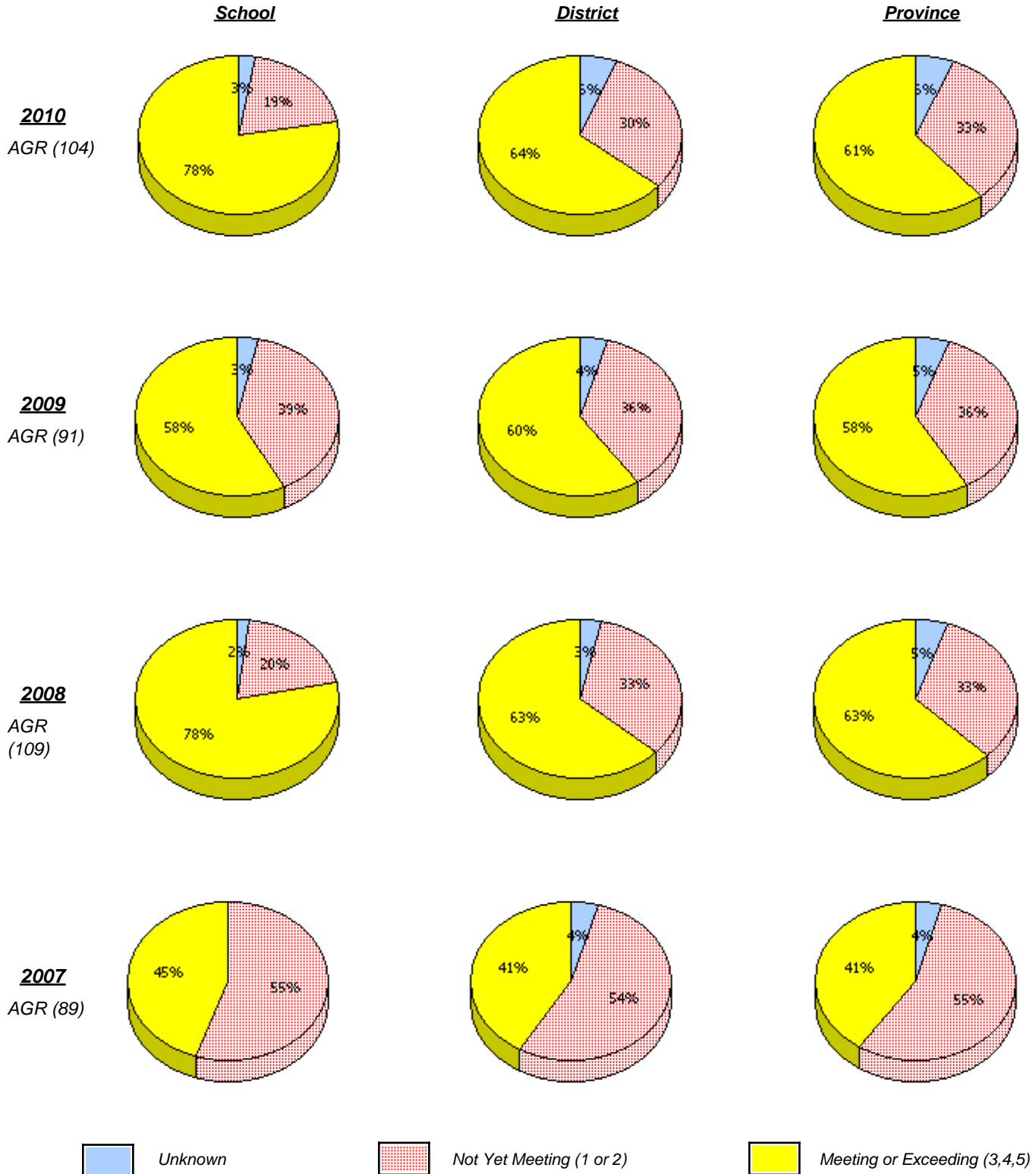
* In some cases, CRT numbers may exceed AGR numbers based on late enrolments. Pie chart is based on the number of students who wrote the CRT.

* Number Operations score is composite of Reasoning, Communication, Connections and Representations, and Problem Solving.

District 3 - Nova Central

School #: 142 Woodland Primary

Number Operations



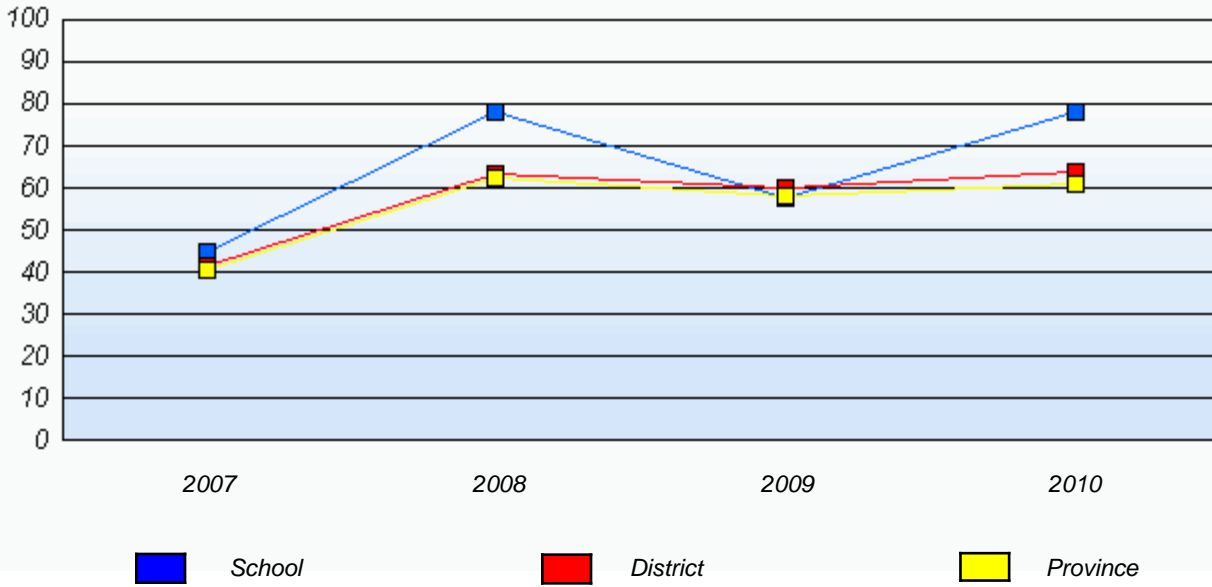
* In some cases, CRT numbers may exceed AGR numbers based on late enrolments. Pie chart is based on the number of students who wrote the CRT.

* Number Operations score is composite of Reasoning, Communication, Connections and Representations, and Problem Solving.

District 3 - Nova Central

School #: 142 Woodland Primary

Number Operations
 Percentage of students at level 3 or above (2007 - 2010)



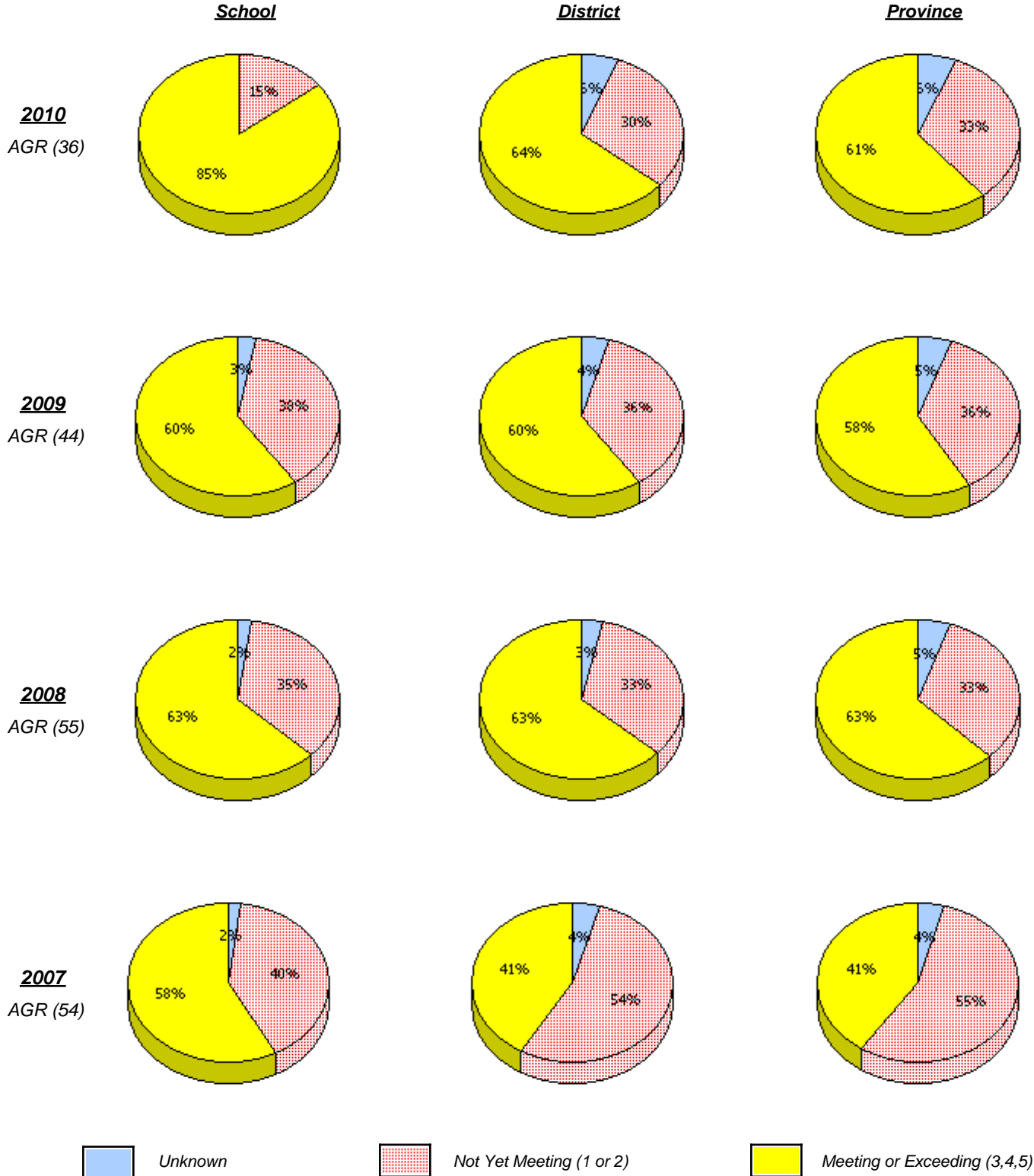
* In some cases, CRT numbers may exceed AGR numbers based on late enrolments. Pie chart is based on the number of students who wrote the CRT.

* Number Operations score is composite of Reasoning, Communication, Connections and Representations, and Problem Solving.

District 3 - Nova Central

School #: 144 Sprucewood Academy

Number Operations



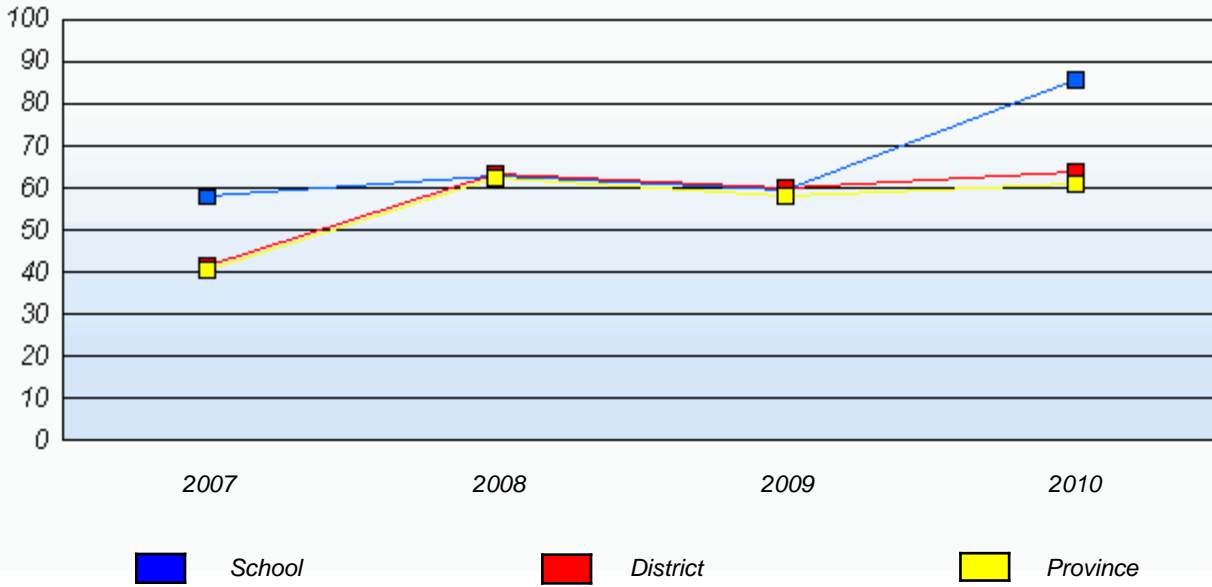
* In some cases, CRT numbers may exceed AGR numbers based on late enrolments. Pie chart is based on the number of students who wrote the CRT.

* Number Operations score is composite of Reasoning, Communication, Connections and Representations, and Problem Solving.

District 3 - Nova Central

School #: 144 Sprucewood Academy

Number Operations
 Percentage of students at level 3 or above (2007 - 2010)



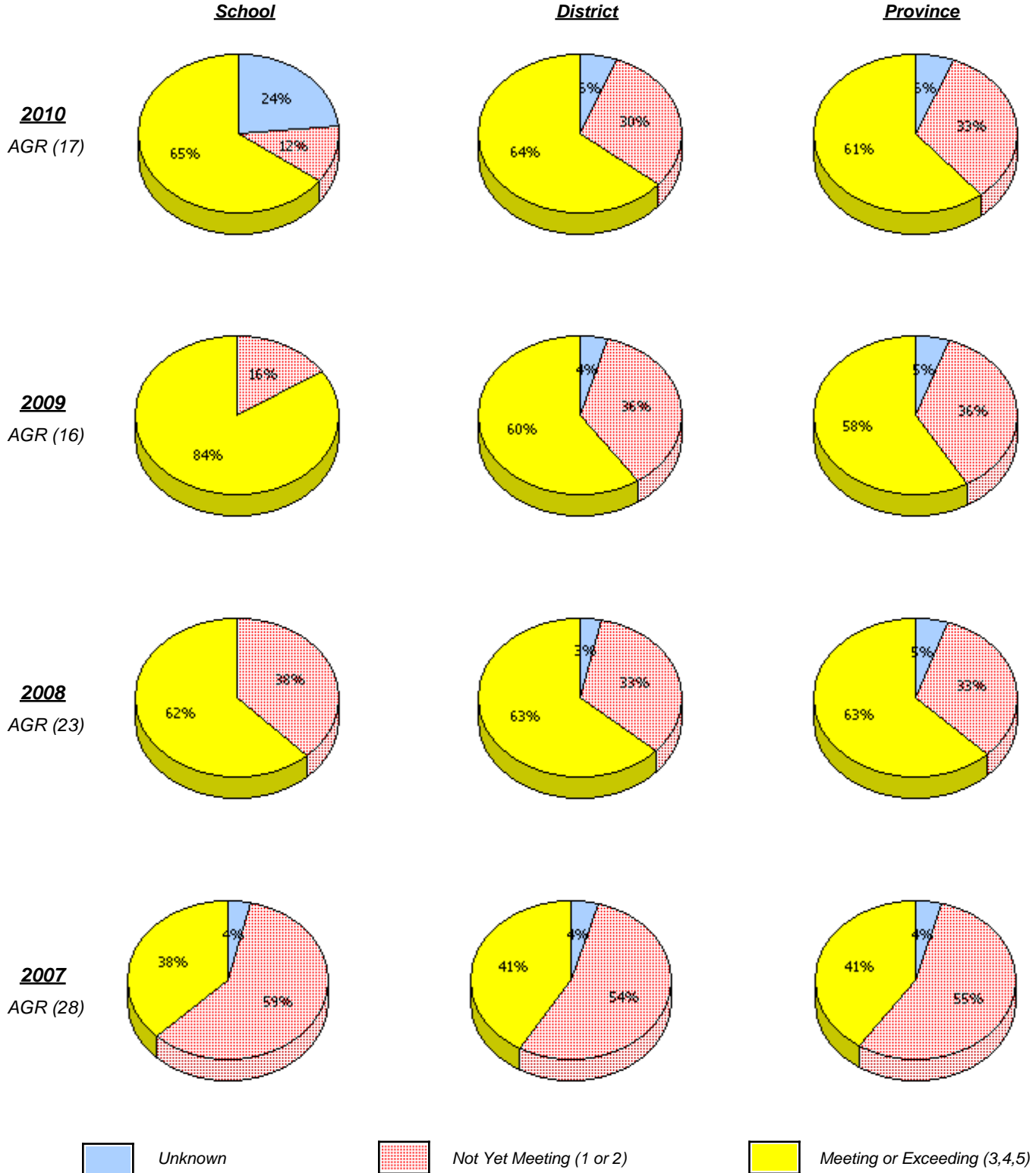
* In some cases, CRT numbers may exceed AGR numbers based on late enrolments. Pie chart is based on the number of students who wrote the CRT.

* Number Operations score is composite of Reasoning, Communication, Connections and Representations, and Problem Solving.

District 3 - Nova Central

School #: 150 St. Joseph's Elementary

Number Operations



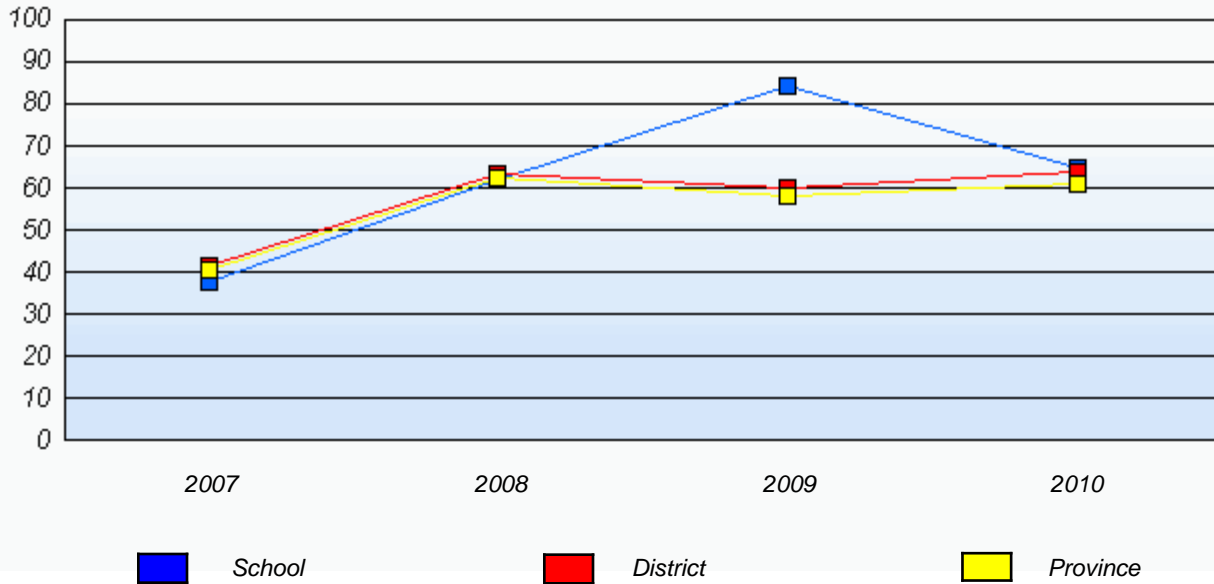
* In some cases, CRT numbers may exceed AGR numbers based on late enrolments. Pie chart is based on the number of students who wrote the CRT.

* Number Operations score is composite of Reasoning, Communication, Connections and Representations, and Problem Solving.

District 3 - Nova Central

School #: 150 St. Joseph's Elementary

Number Operations
 Percentage of students at level 3 or above (2007 - 2010)



* In some cases, CRT numbers may exceed AGR numbers based on late enrolments. Pie chart is based on the number of students who wrote the CRT.

* Number Operations score is composite of Reasoning, Communication, Connections and Representations, and Problem Solving.

District 3 - Nova Central

School #: 151 John Watkins Academy

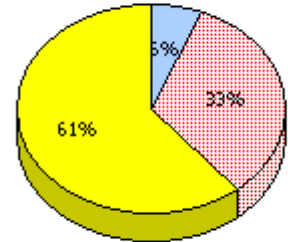
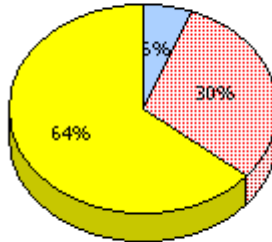
Number Operations

School

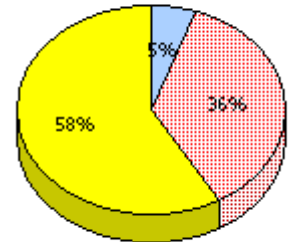
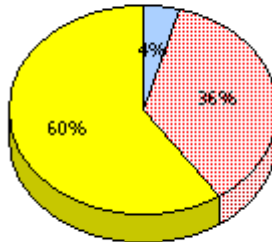
District

Province

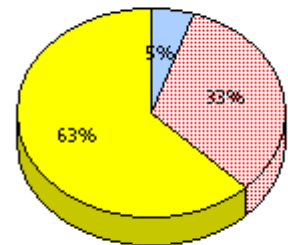
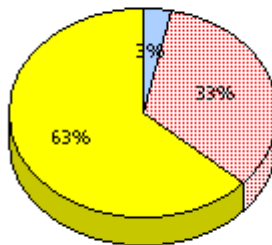
2010
 AGR (4) School data with 5 or fewer students withheld for reasons of confidentiality.



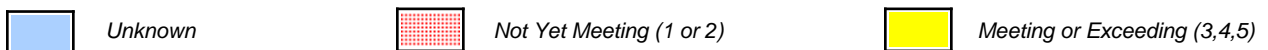
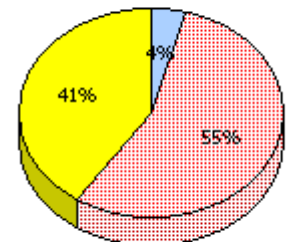
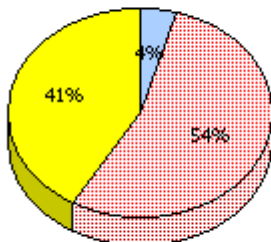
2009
 AGR (9)



2008
 AGR (4)



2007
 AGR (9)



* In some cases, CRT numbers may exceed AGR numbers based on late enrolments. Pie chart is based on the number of students who wrote the CRT.

* Number Operations score is composite of Reasoning, Communication, Connections and Representations, and Problem Solving.

District 3 - Nova Central

School #: 151 John Watkins Academy

Number Operations

Percentage of students at level 3 or above (2007 - 2010)

School data with 5 or fewer students withheld for reasons of confidentiality.



* In some cases, CRT numbers may exceed AGR numbers based on late enrolments. Pie chart is based on the number of students who wrote the CRT.

* Number Operations score is composite of Reasoning, Communication, Connections and Representations, and Problem Solving.

District 3 - Nova Central

School #: 152 Valmont Academy

Number Operations

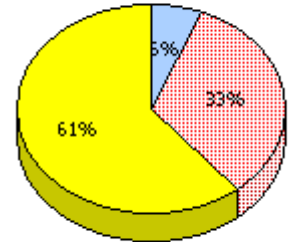
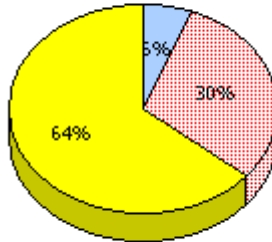
School

District

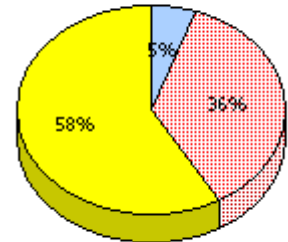
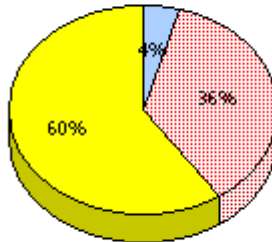
Province

2010
AGR (6)

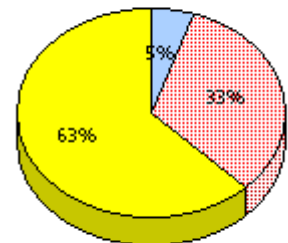
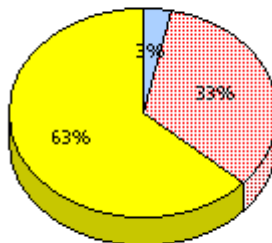
School data with 5 or fewer students withheld for reasons of confidentiality.



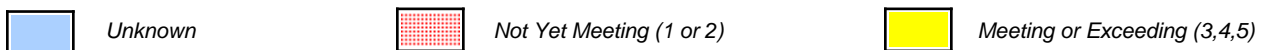
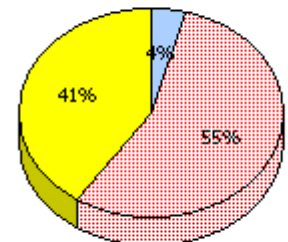
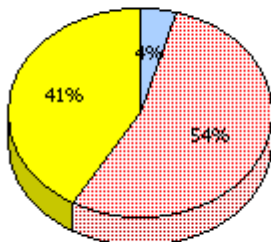
2009
AGR (10)



2008
AGR (6)



2007
AGR (11)



* In some cases, CRT numbers may exceed AGR numbers based on late enrolments. Pie chart is based on the number of students who wrote the CRT.

* Number Operations score is composite of Reasoning, Communication, Connections and Representations, and Problem Solving.

District 3 - Nova Central

School #: 152 Valmont Academy

Number Operations

Percentage of students at level 3 or above (2007 - 2010)

School data with 5 or fewer students withheld for reasons of confidentiality.



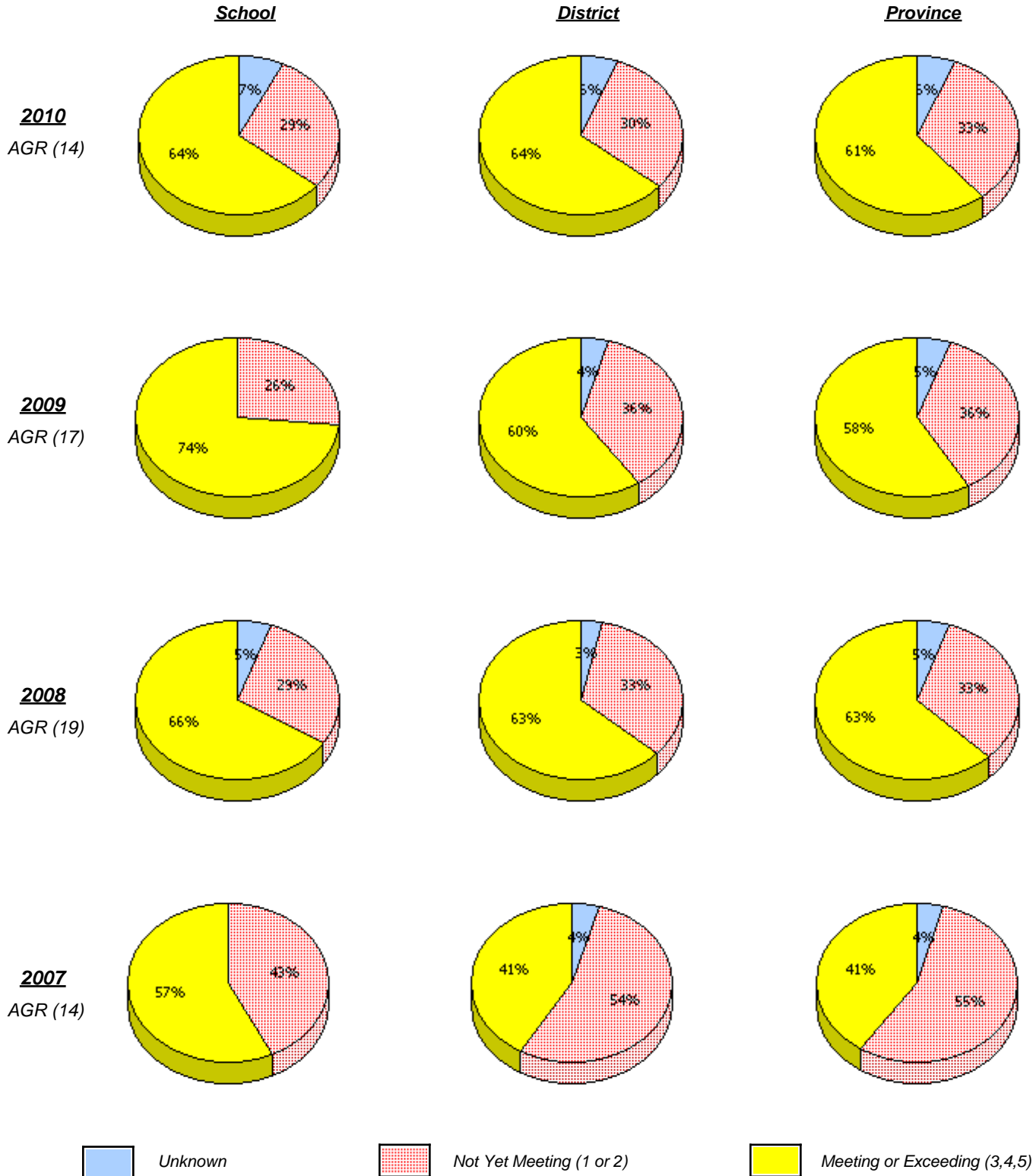
* In some cases, CRT numbers may exceed AGR numbers based on late enrolments. Pie chart is based on the number of students who wrote the CRT.

* Number Operations score is composite of Reasoning, Communication, Connections and Representations, and Problem Solving.

District 3 - Nova Central

School #: 154 Hillside Elementary

Number Operations



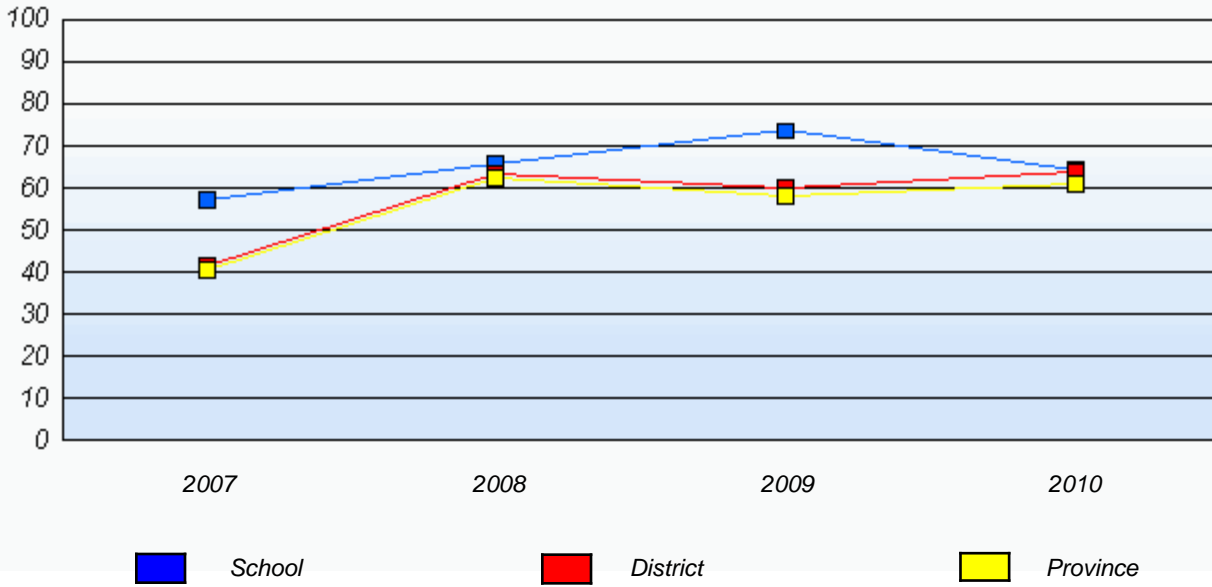
* In some cases, CRT numbers may exceed AGR numbers based on late enrolments. Pie chart is based on the number of students who wrote the CRT.

* Number Operations score is composite of Reasoning, Communication, Connections and Representations, and Problem Solving.

District 3 - Nova Central

School #: 154 Hillside Elementary

Number Operations
 Percentage of students at level 3 or above (2007 - 2010)



* In some cases, CRT numbers may exceed AGR numbers based on late enrolments. Pie chart is based on the number of students who wrote the CRT.

* Number Operations score is composite of Reasoning, Communication, Connections and Representations, and Problem Solving.

District 3 - Nova Central

School #: 155 Leading Tickles Primary

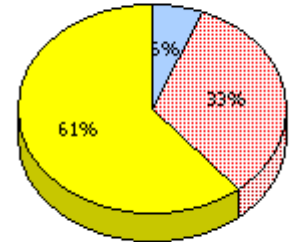
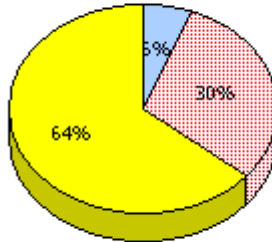
Number Operations

School

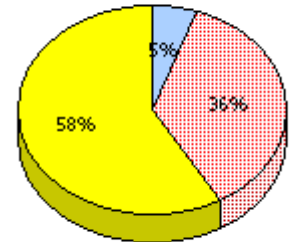
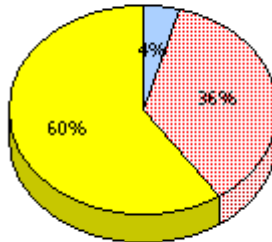
District

Province

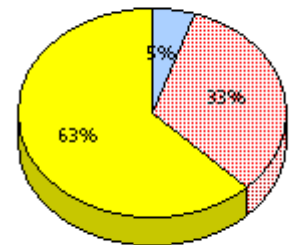
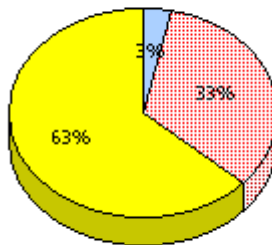
2010
 AGR (3) School data with 5 or fewer students withheld for reasons of confidentiality.



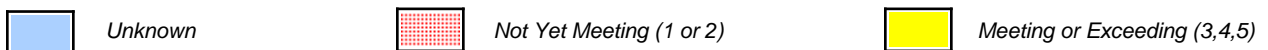
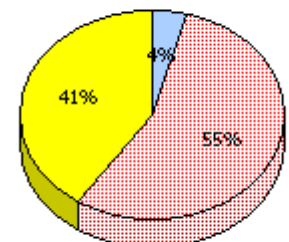
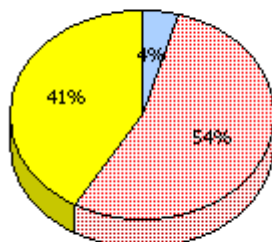
2009
 AGR (4)



2008
 AGR (4)



2007
 AGR (6)



* In some cases, CRT numbers may exceed AGR numbers based on late enrolments. Pie chart is based on the number of students who wrote the CRT.

* Number Operations score is composite of Reasoning, Communication, Connections and Representations, and Problem Solving.

District 3 - Nova Central

School #: 155 Leading Tickles Primary

Number Operations
Percentage of students at level 3 or above (2007 - 2010)

School data with 5 or fewer students withheld for reasons of confidentiality.



* In some cases, CRT numbers may exceed AGR numbers based on late enrolments. Pie chart is based on the number of students who wrote the CRT.

* Number Operations score is composite of Reasoning, Communication, Connections and Representations, and Problem Solving.

District 3 - Nova Central

School #: 157 St. Peter's AG

Number Operations

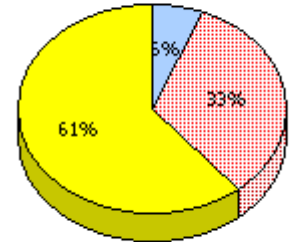
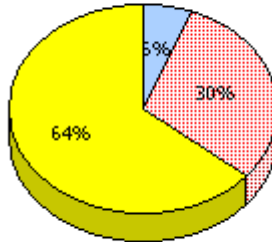
School

District

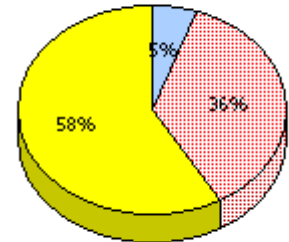
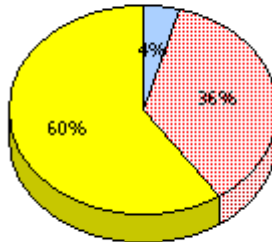
Province

2010
 AGR (1)

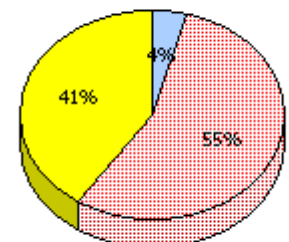
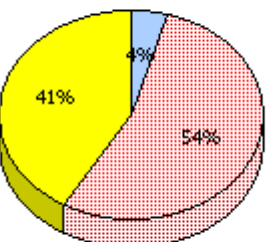
School data with 5 or fewer students withheld for reasons of confidentiality.



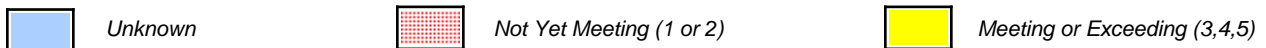
2009
 AGR (1)



2008
 AGR (0)



2007
 AGR (1)



* In some cases, CRT numbers may exceed AGR numbers based on late enrolments. Pie chart is based on the number of students who wrote the CRT.

* Number Operations score is composite of Reasoning, Communication, Connections and Representations, and Problem Solving.

District 3 - Nova Central

School #: 157 St. Peter's AG

Number Operations

Percentage of students at level 3 or above (2007 - 2010)

School data with 5 or fewer students withheld for reasons of confidentiality.



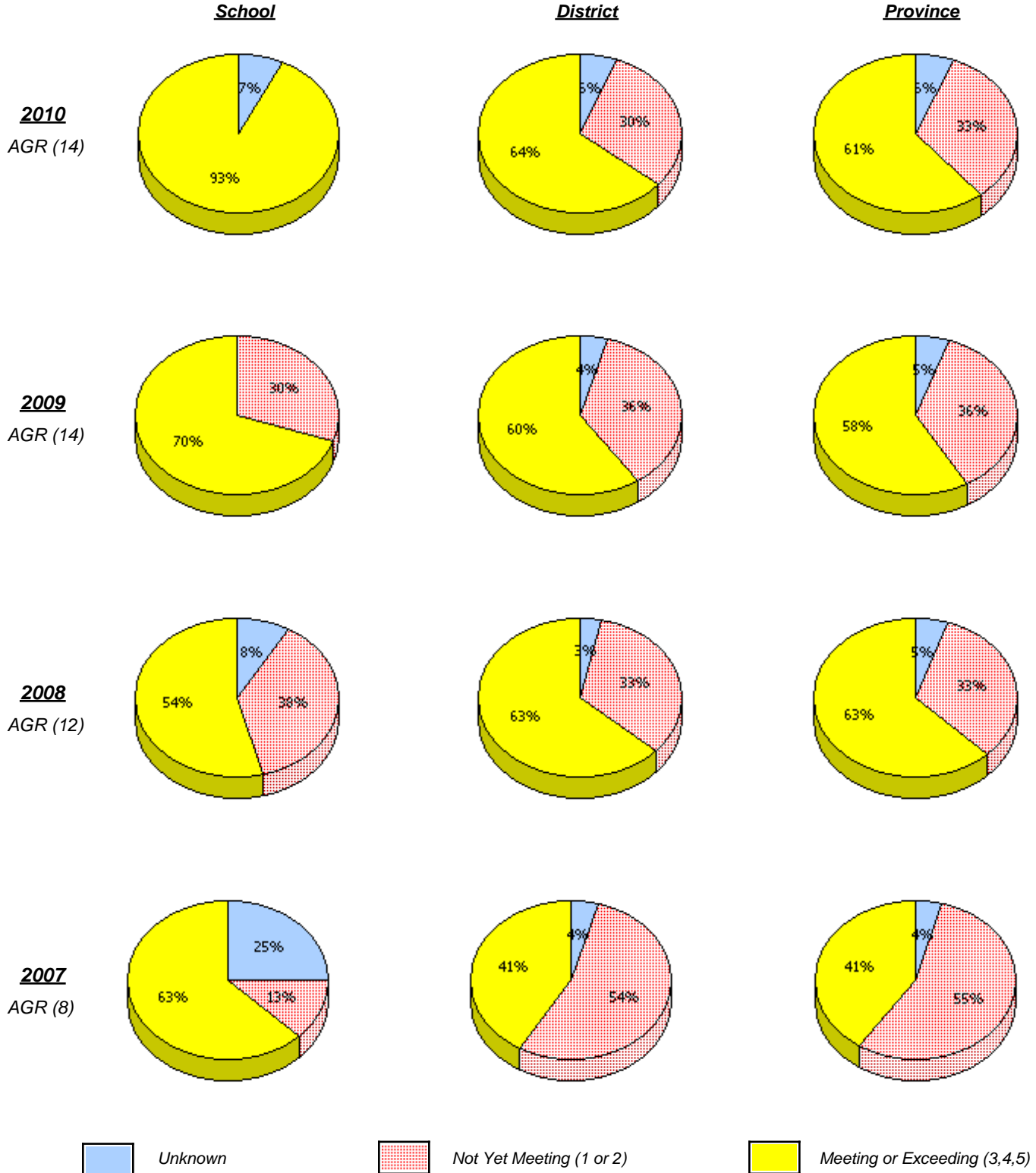
* In some cases, CRT numbers may exceed AGR numbers based on late enrolments. Pie chart is based on the number of students who wrote the CRT.

* Number Operations score is composite of Reasoning, Communication, Connections and Representations, and Problem Solving.

District 3 - Nova Central

School #: 158 MSB Regional Academy

Number Operations



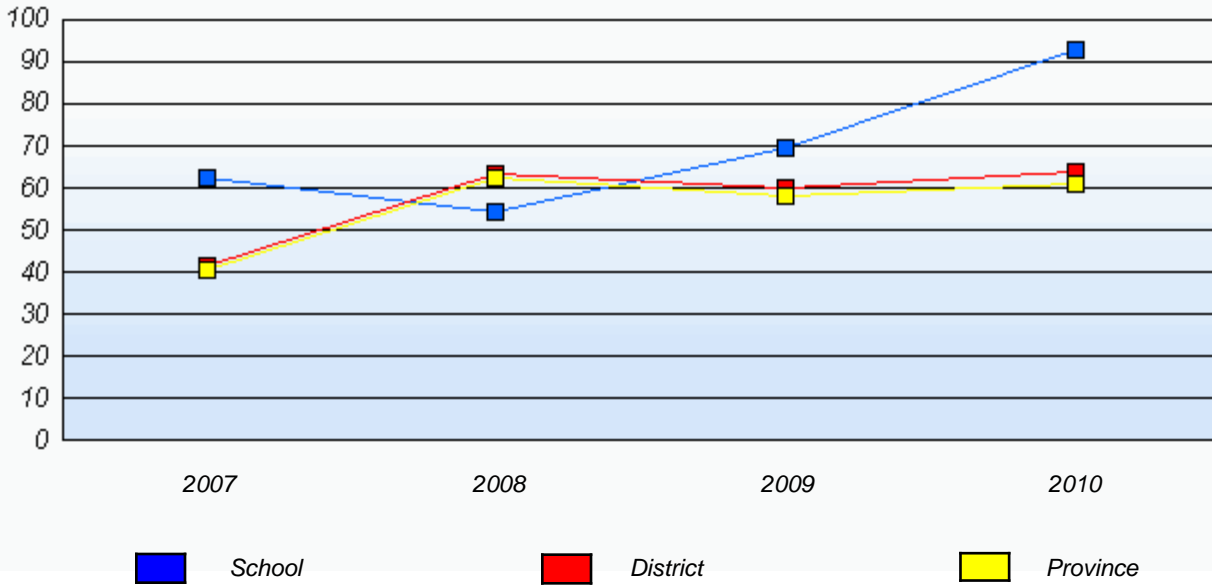
* In some cases, CRT numbers may exceed AGR numbers based on late enrolments. Pie chart is based on the number of students who wrote the CRT.

* Number Operations score is composite of Reasoning, Communication, Connections and Representations, and Problem Solving.

District 3 - Nova Central

School #: 158 MSB Regional Academy

Number Operations
 Percentage of students at level 3 or above (2007 - 2010)



* In some cases, CRT numbers may exceed AGR numbers based on late enrolments. Pie chart is based on the number of students who wrote the CRT.

* Number Operations score is composite of Reasoning, Communication, Connections and Representations, and Problem Solving.

District 3 - Nova Central

School #: 160 Bayview Primary

Number Operations

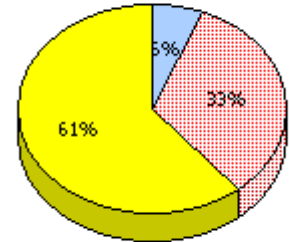
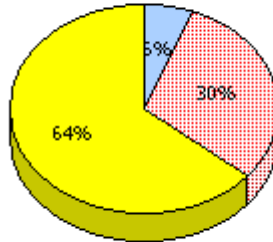
School

District

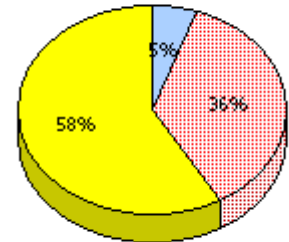
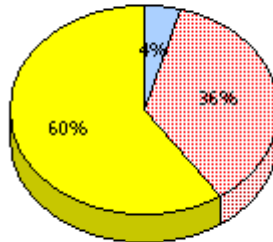
Province

2010
AGR (1)

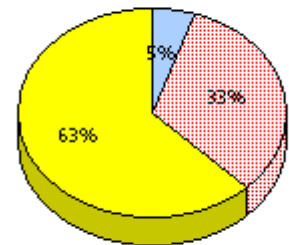
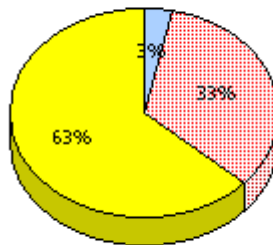
School data with 5 or fewer students withheld for reasons of confidentiality.



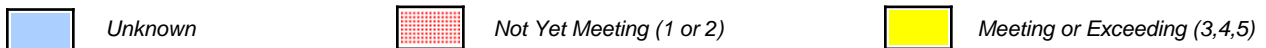
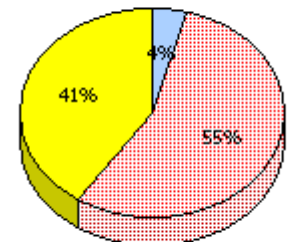
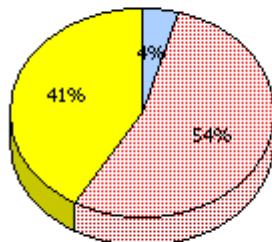
2009
AGR (2)



2008
AGR (2)



2007
AGR (2)



* In some cases, CRT numbers may exceed AGR numbers based on late enrolments. Pie chart is based on the number of students who wrote the CRT.

* Number Operations score is composite of Reasoning, Communication, Connections and Representations, and Problem Solving.

District 3 - Nova Central

School #: 160 Bayview Primary

Number Operations

Percentage of students at level 3 or above (2007 - 2010)

School data with 5 or fewer students withheld for reasons of confidentiality.



* In some cases, CRT numbers may exceed AGR numbers based on late enrolments. Pie chart is based on the number of students who wrote the CRT.

* Number Operations score is composite of Reasoning, Communication, Connections and Representations, and Problem Solving.

District 3 - Nova Central

School #: 163 Point Leamington Academy

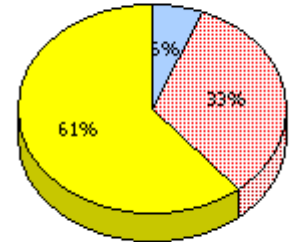
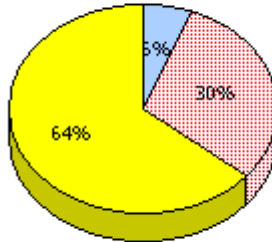
Number Operations

School

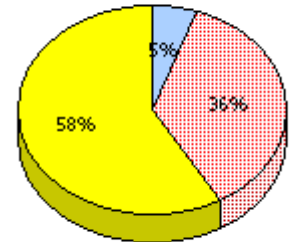
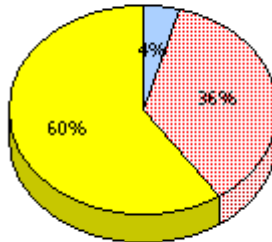
District

Province

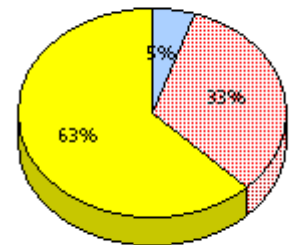
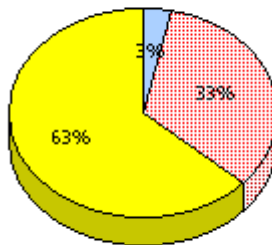
2010
 AGR (4) School data with 5 or fewer students withheld for reasons of confidentiality.



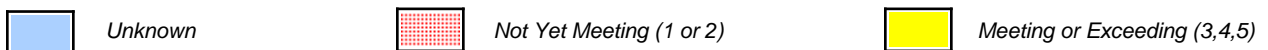
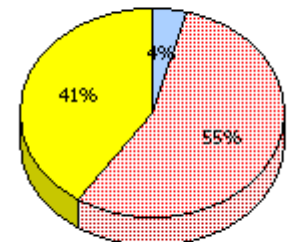
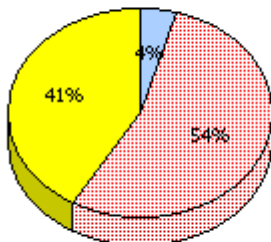
2009
 AGR (4)



2008
 AGR (8)



2007
 AGR (3)



* In some cases, CRT numbers may exceed AGR numbers based on late enrolments. Pie chart is based on the number of students who wrote the CRT.

* Number Operations score is composite of Reasoning, Communication, Connections and Representations, and Problem Solving.

District 3 - Nova Central

School #: 163 Point Leamington Academy

Number Operations

Percentage of students at level 3 or above (2007 - 2010)

School data with 5 or fewer students withheld for reasons of confidentiality.



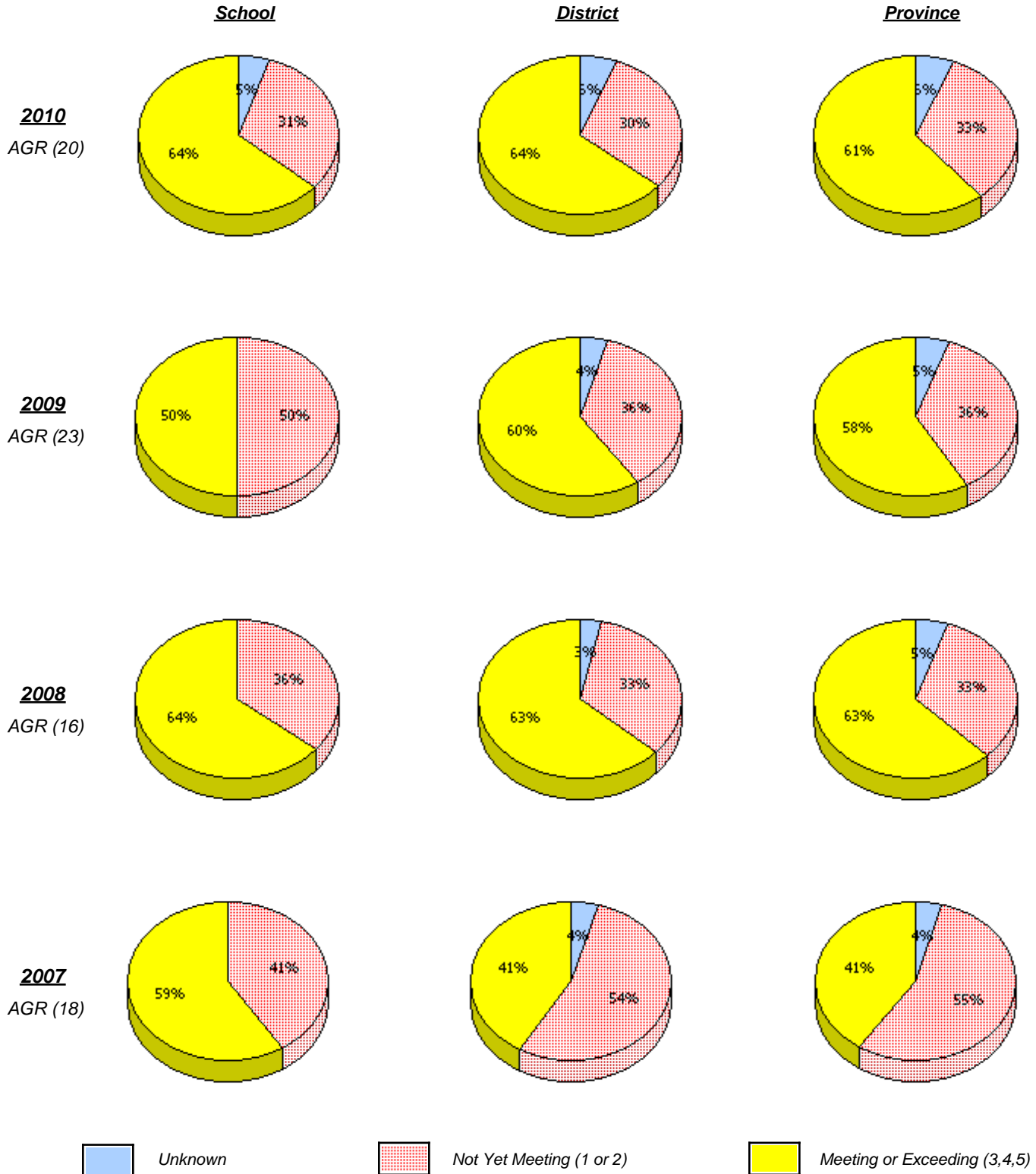
* In some cases, CRT numbers may exceed AGR numbers based on late enrolments. Pie chart is based on the number of students who wrote the CRT.

* Number Operations score is composite of Reasoning, Communication, Connections and Representations, and Problem Solving.

District 3 - Nova Central

School #: 167 Green Bay South Academy

Number Operations



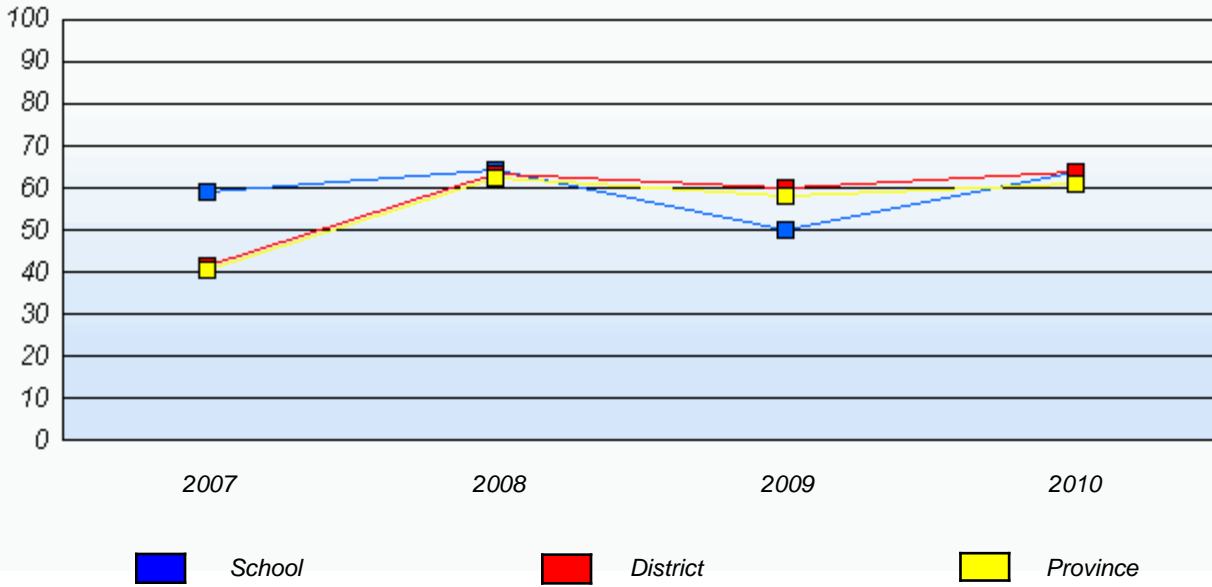
* In some cases, CRT numbers may exceed AGR numbers based on late enrolments. Pie chart is based on the number of students who wrote the CRT.

* Number Operations score is composite of Reasoning, Communication, Connections and Representations, and Problem Solving.

District 3 - Nova Central

School #: 167 Green Bay South Academy

Number Operations
 Percentage of students at level 3 or above (2007 - 2010)



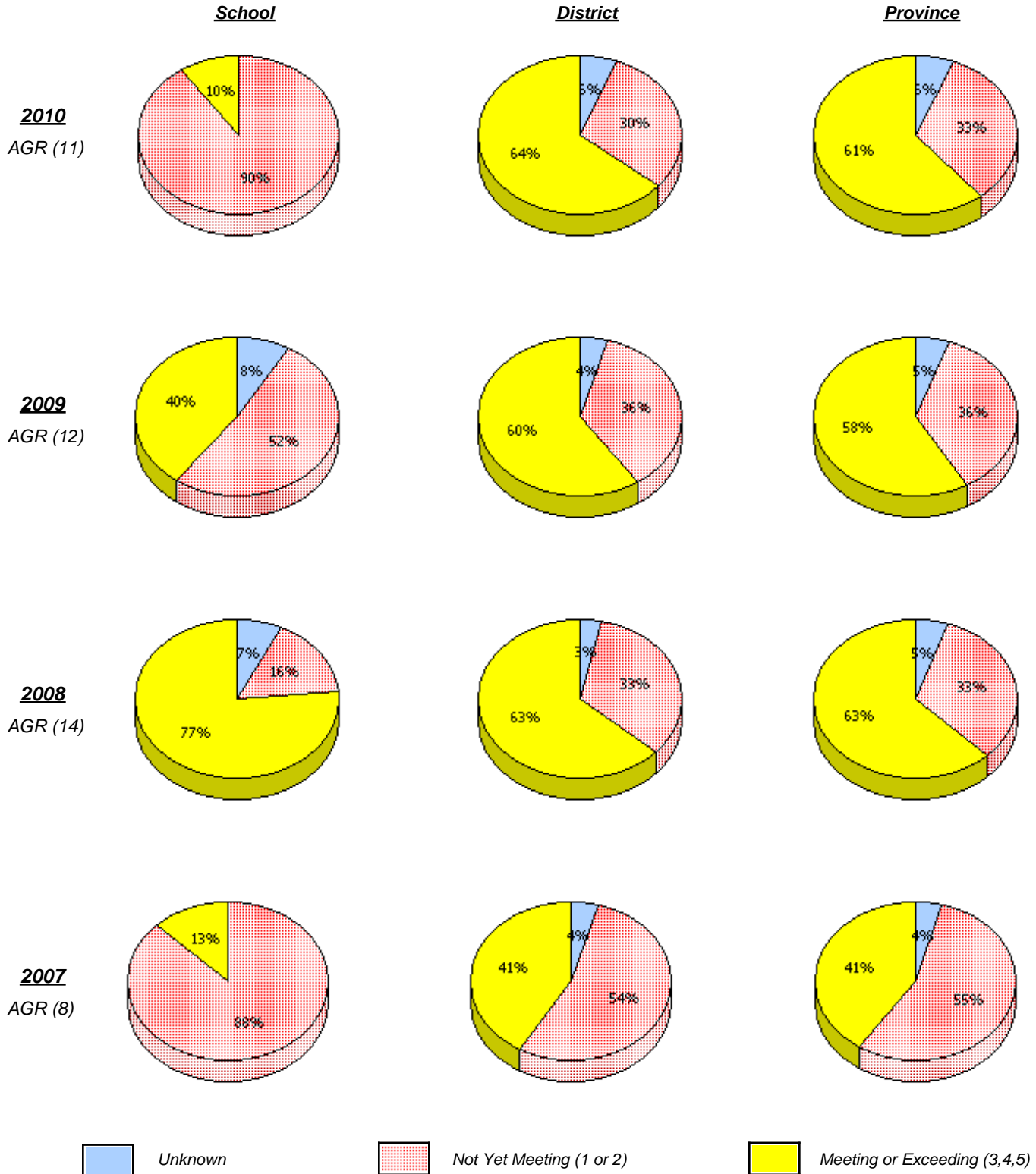
* In some cases, CRT numbers may exceed AGR numbers based on late enrolments. Pie chart is based on the number of students who wrote the CRT.

* Number Operations score is composite of Reasoning, Communication, Connections and Representations, and Problem Solving.

District 3 - Nova Central

School #: 172 Brian Peckford Primary

Number Operations



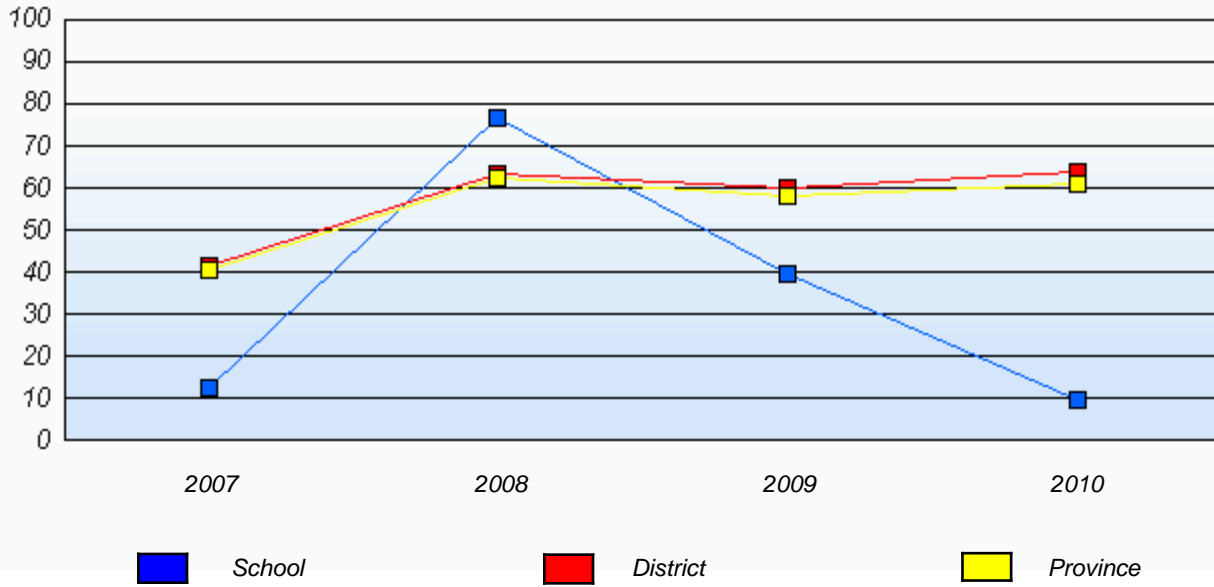
* In some cases, CRT numbers may exceed AGR numbers based on late enrolments. Pie chart is based on the number of students who wrote the CRT.

* Number Operations score is composite of Reasoning, Communication, Connections and Representations, and Problem Solving.

District 3 - Nova Central

School #: 172 Brian Peckford Primary

Number Operations
 Percentage of students at level 3 or above (2007 - 2010)



* In some cases, CRT numbers may exceed AGR numbers based on late enrolments. Pie chart is based on the number of students who wrote the CRT.

* Number Operations score is composite of Reasoning, Communication, Connections and Representations, and Problem Solving.

District 3 - Nova Central

School #: 174 St. Peter's Academy

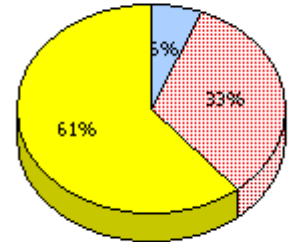
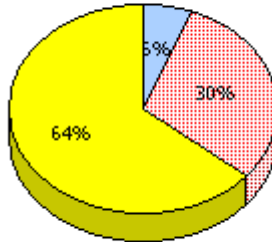
Number Operations

School

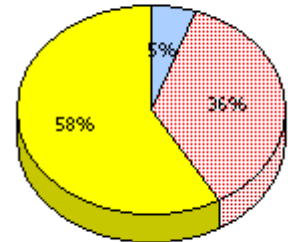
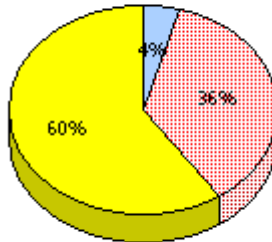
District

Province

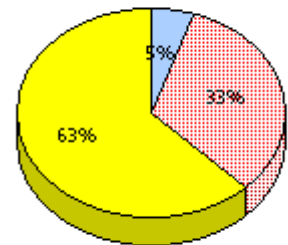
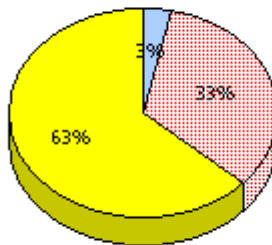
2010
 AGR (2) School data with 5 or fewer students withheld for reasons of confidentiality.



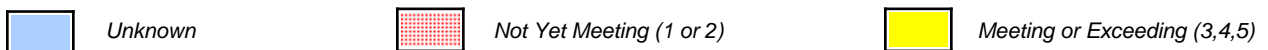
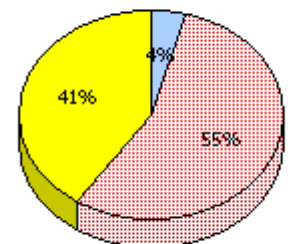
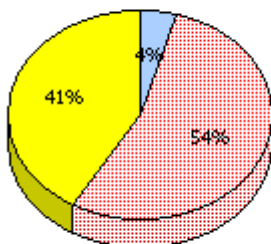
2009
 AGR (2)



2008
 AGR (4)



2007
 AGR (1)



* In some cases, CRT numbers may exceed AGR numbers based on late enrolments. Pie chart is based on the number of students who wrote the CRT.

* Number Operations score is composite of Reasoning, Communication, Connections and Representations, and Problem Solving.

District 3 - Nova Central

School #: 174 St. Peter's Academy

Number Operations

Percentage of students at level 3 or above (2007 - 2010)

School data with 5 or fewer students withheld for reasons of confidentiality.



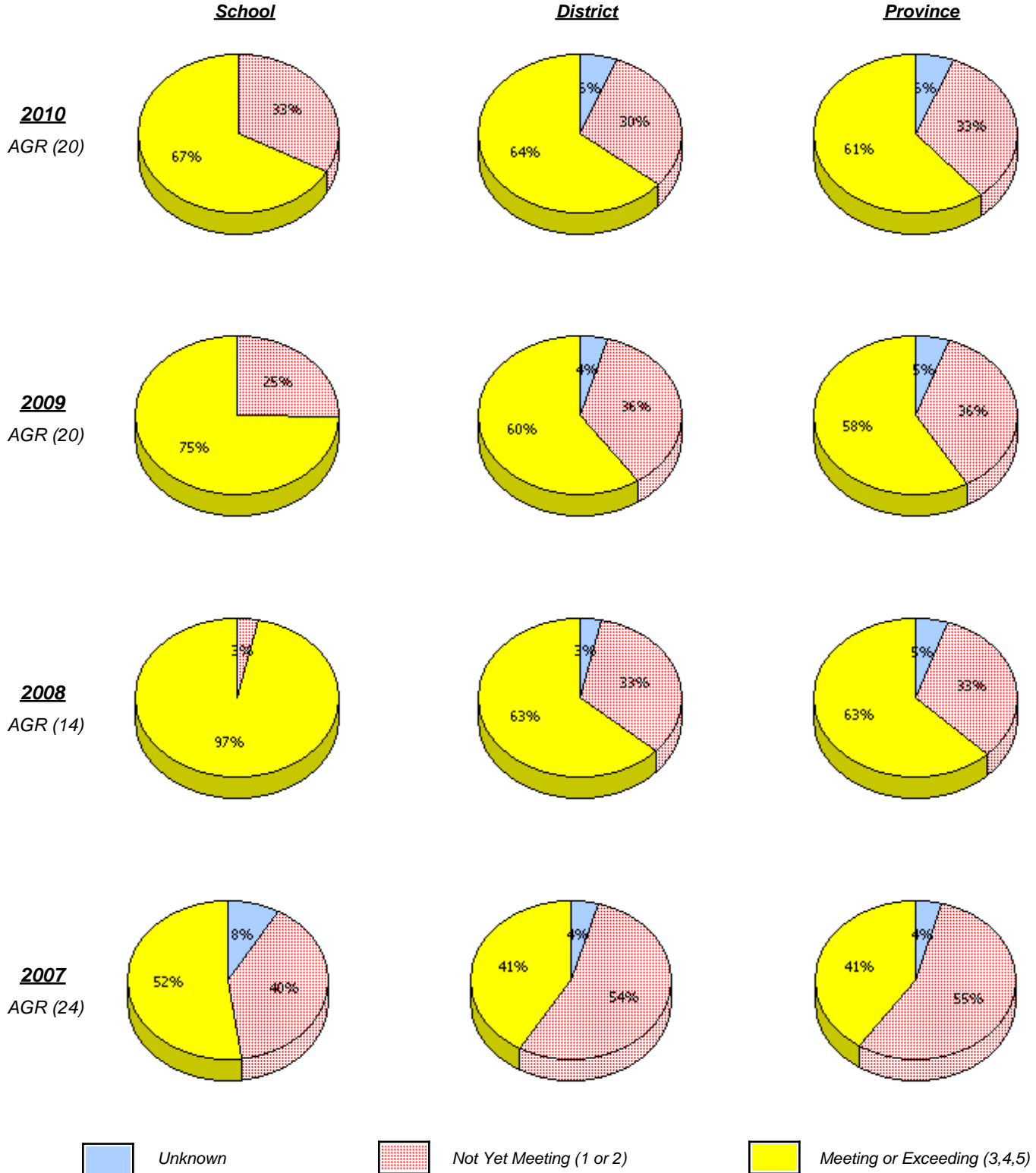
* In some cases, CRT numbers may exceed AGR numbers based on late enrolments. Pie chart is based on the number of students who wrote the CRT.

* Number Operations score is composite of Reasoning, Communication, Connections and Representations, and Problem Solving.

District 3 - Nova Central

School #: 177 Greenwood Academy

Number Operations



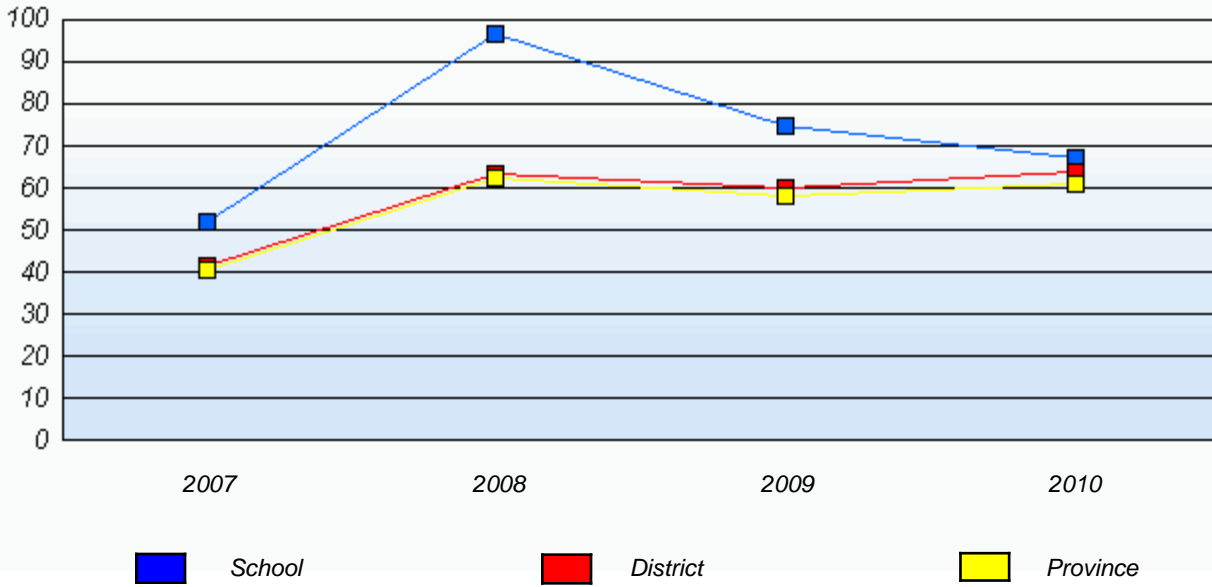
* In some cases, CRT numbers may exceed AGR numbers based on late enrolments. Pie chart is based on the number of students who wrote the CRT.

* Number Operations score is composite of Reasoning, Communication, Connections and Representations, and Problem Solving.

District 3 - Nova Central

School #: 177 Greenwood Academy

Number Operations
 Percentage of students at level 3 or above (2007 - 2010)



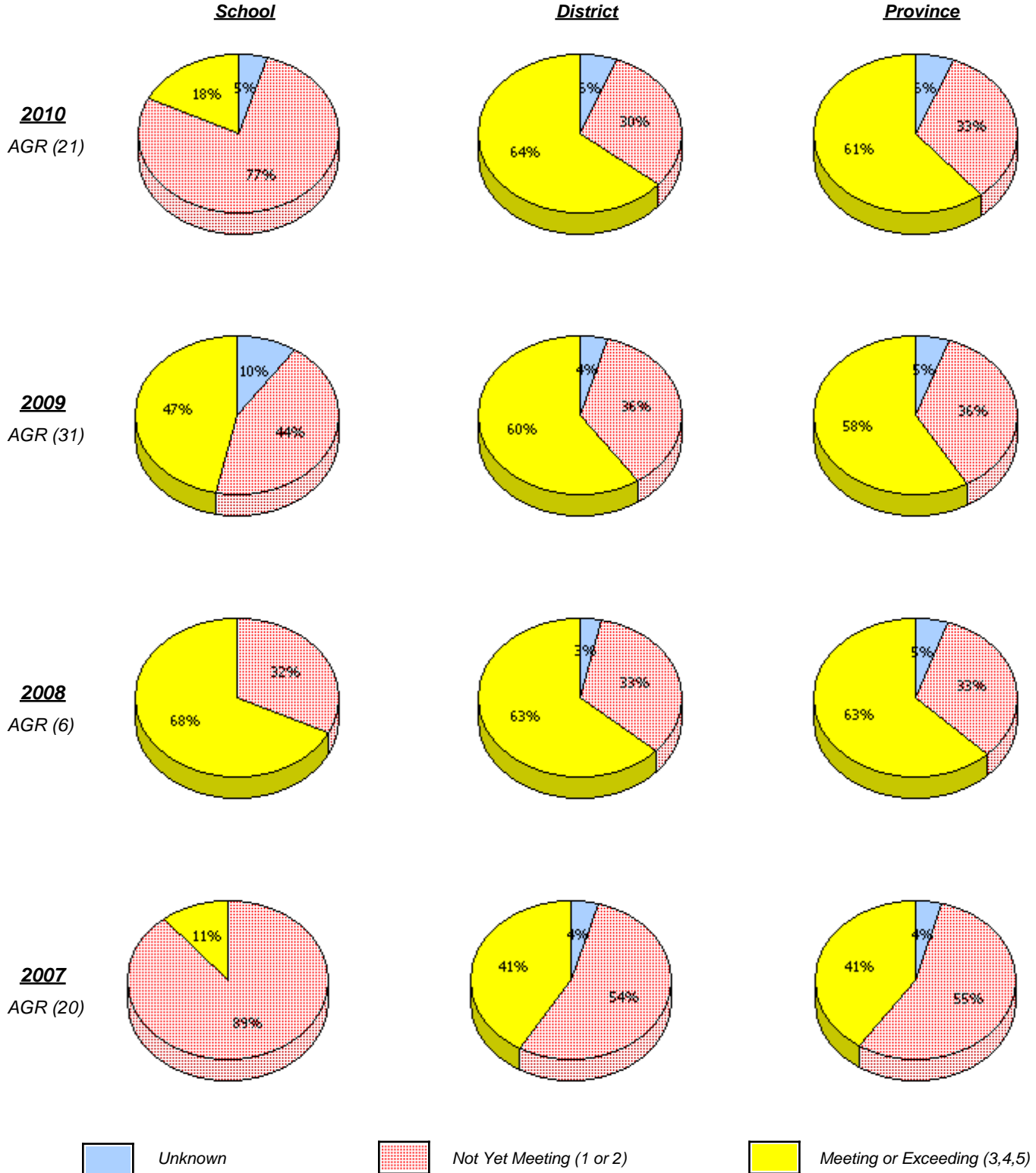
* In some cases, CRT numbers may exceed AGR numbers based on late enrolments. Pie chart is based on the number of students who wrote the CRT.

* Number Operations score is composite of Reasoning, Communication, Connections and Representations, and Problem Solving.

District 3 - Nova Central

School #: 178 Phoenix Academy

Number Operations



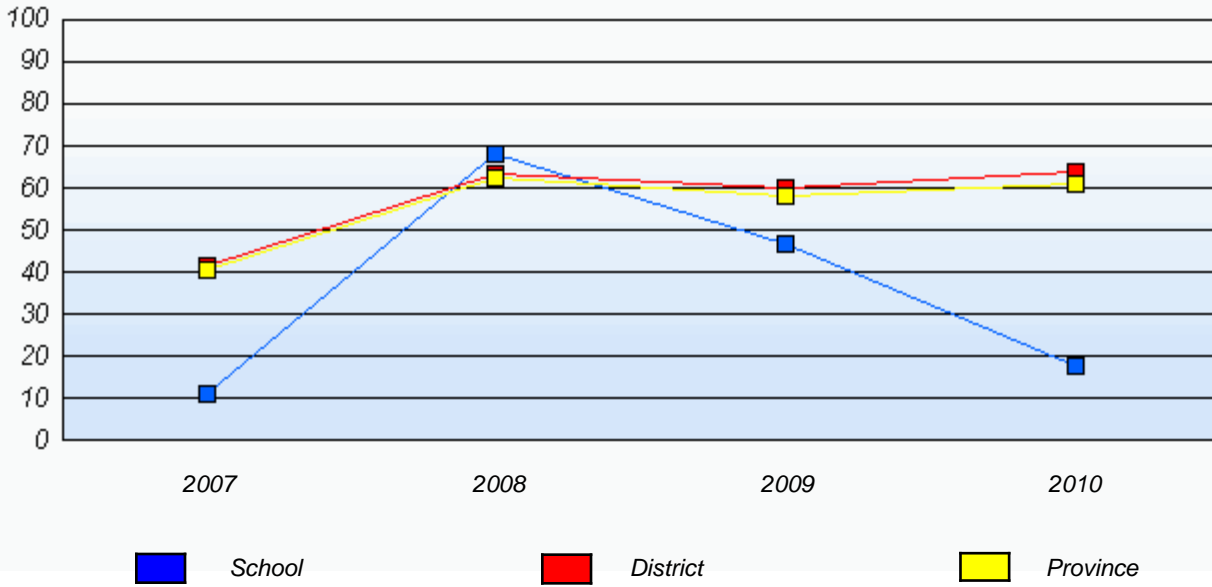
* In some cases, CRT numbers may exceed AGR numbers based on late enrolments. Pie chart is based on the number of students who wrote the CRT.

* Number Operations score is composite of Reasoning, Communication, Connections and Representations, and Problem Solving.

District 3 - Nova Central

School #: 178 Phoenix Academy

Number Operations
 Percentage of students at level 3 or above (2007 - 2010)



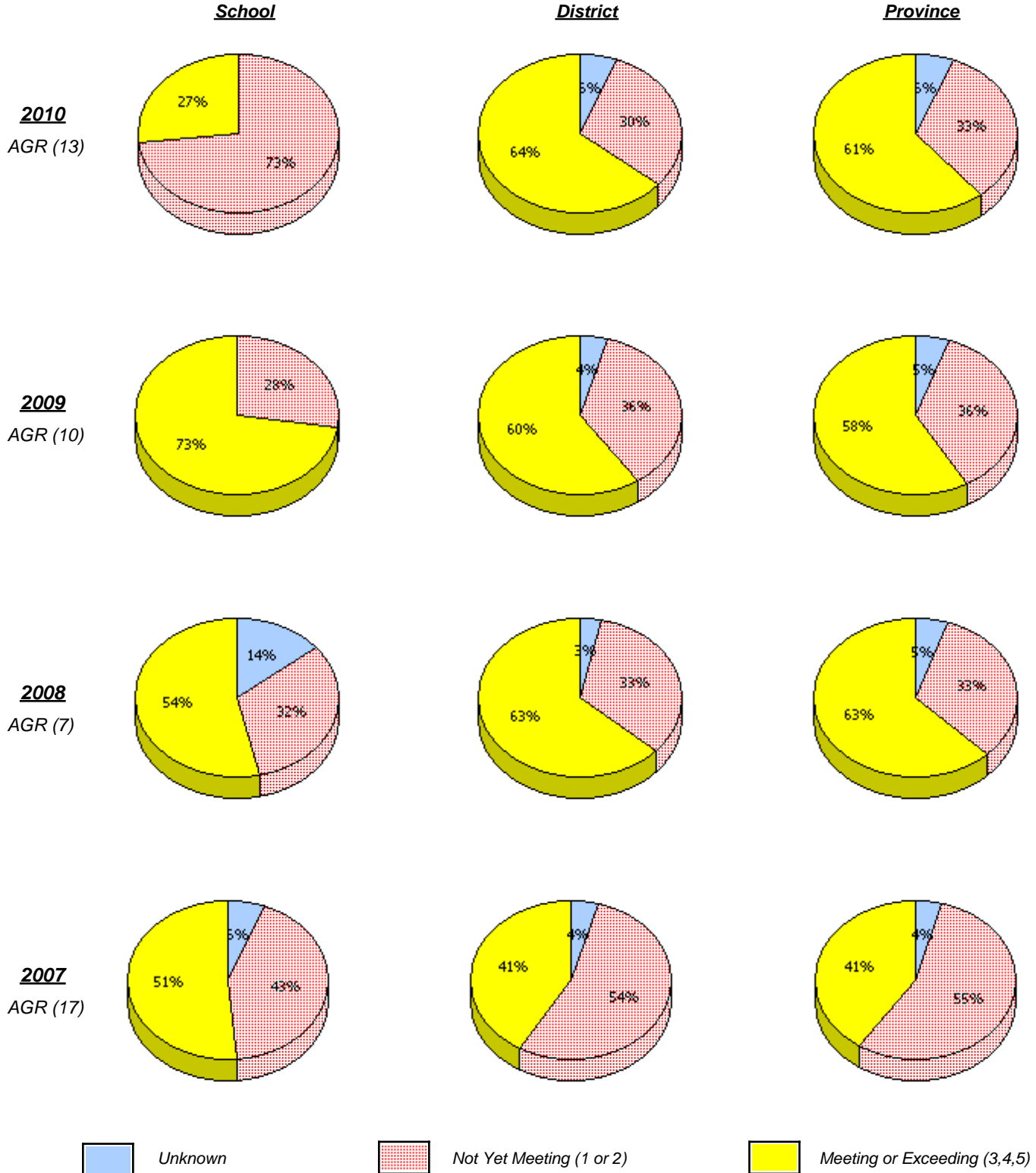
* In some cases, CRT numbers may exceed AGR numbers based on late enrolments. Pie chart is based on the number of students who wrote the CRT.

* Number Operations score is composite of Reasoning, Communication, Connections and Representations, and Problem Solving.

District 3 - Nova Central

School #: 179 Centreville Academy

Number Operations



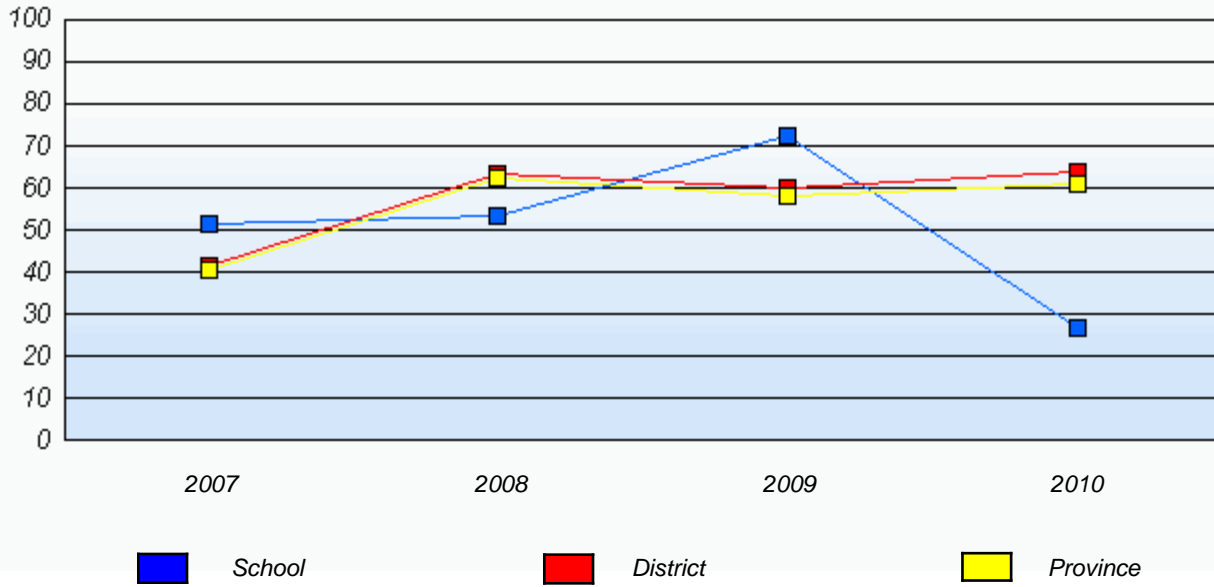
* In some cases, CRT numbers may exceed AGR numbers based on late enrolments. Pie chart is based on the number of students who wrote the CRT.

* Number Operations score is composite of Reasoning, Communication, Connections and Representations, and Problem Solving.

District 3 - Nova Central

School #: 179 Centreville Academy

Number Operations
 Percentage of students at level 3 or above (2007 - 2010)



* In some cases, CRT numbers may exceed AGR numbers based on late enrolments. Pie chart is based on the number of students who wrote the CRT.

* Number Operations score is composite of Reasoning, Communication, Connections and Representations, and Problem Solving.

District 3 - Nova Central

School #: 180 A. R. Scammell Academy

Number Operations

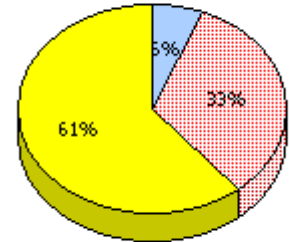
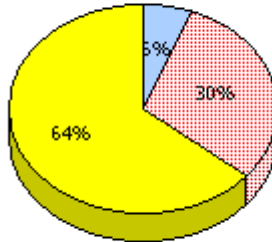
School

District

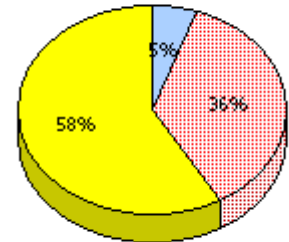
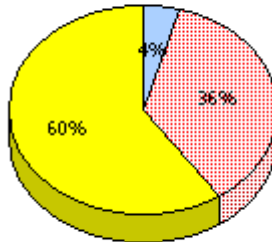
Province

2010
 AGR (1)

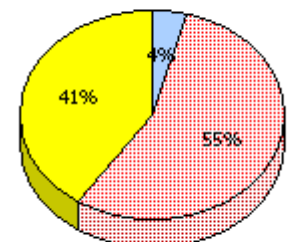
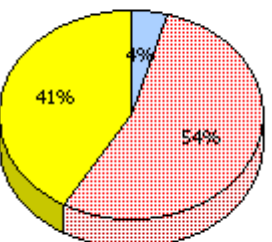
School data with 5 or fewer students withheld for reasons of confidentiality.



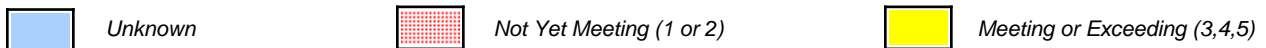
2009
 AGR (2)



2008
 AGR (0)



2007
 AGR (2)



* In some cases, CRT numbers may exceed AGR numbers based on late enrolments. Pie chart is based on the number of students who wrote the CRT.

* Number Operations score is composite of Reasoning, Communication, Connections and Representations, and Problem Solving.

District 3 - Nova Central

School #: 180 A. R. Scammell Academy

Number Operations

Percentage of students at level 3 or above (2007 - 2010)

School data with 5 or fewer students withheld for reasons of confidentiality.



* In some cases, CRT numbers may exceed AGR numbers based on late enrolments. Pie chart is based on the number of students who wrote the CRT.

* Number Operations score is composite of Reasoning, Communication, Connections and Representations, and Problem Solving.

District 3 - Nova Central

School #: 182 Charlottetown Primary

Number Operations

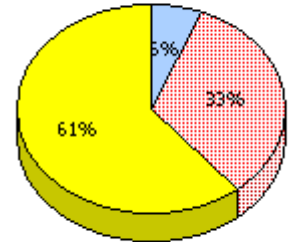
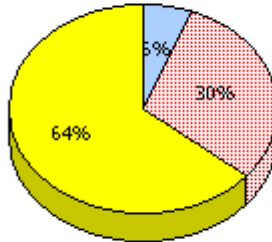
School

District

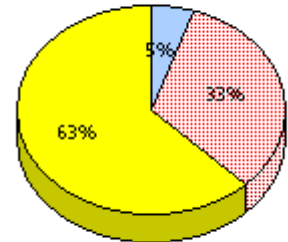
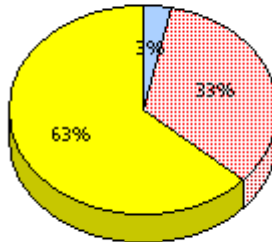
Province

2010
 AGR (3)

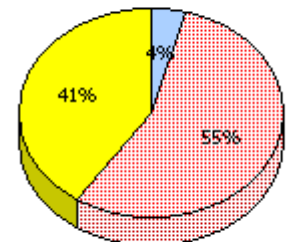
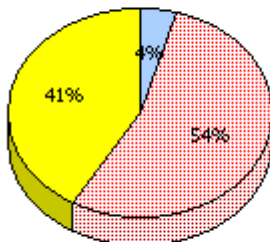
School data with 5 or fewer students withheld for reasons of confidentiality.



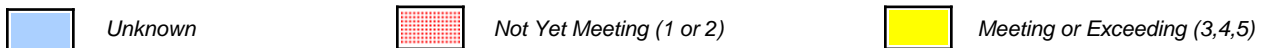
2009
 AGR (0)



2008
 AGR (4)



2007
 AGR (3)



* In some cases, CRT numbers may exceed AGR numbers based on late enrolments. Pie chart is based on the number of students who wrote the CRT.

* Number Operations score is composite of Reasoning, Communication, Connections and Representations, and Problem Solving.

District 3 - Nova Central

School #: 182 Charlottetown Primary

Number Operations

Percentage of students at level 3 or above (2007 - 2010)

School data with 5 or fewer students withheld for reasons of confidentiality.



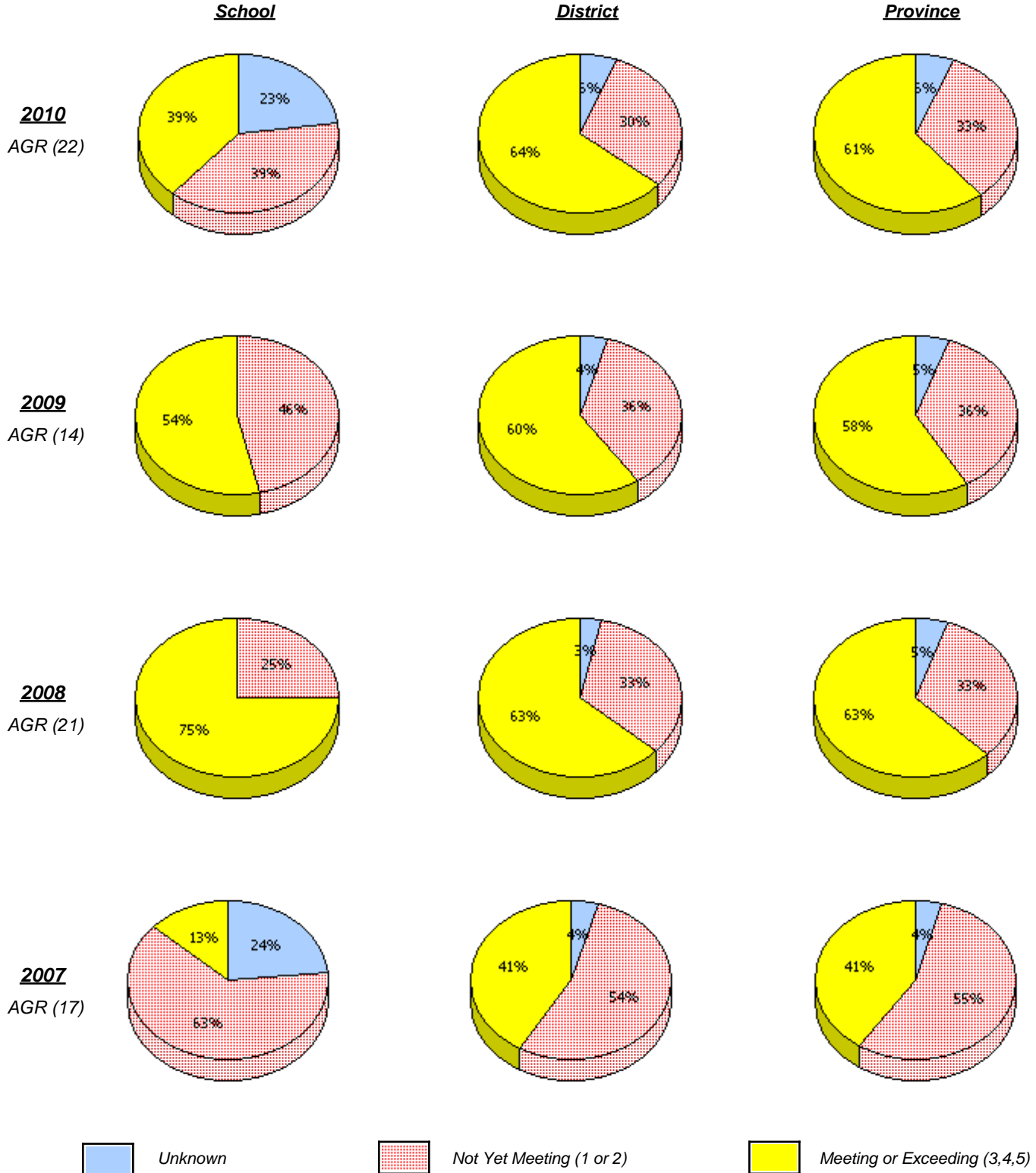
* In some cases, CRT numbers may exceed AGR numbers based on late enrolments. Pie chart is based on the number of students who wrote the CRT.

* Number Operations score is composite of Reasoning, Communication, Connections and Representations, and Problem Solving.

District 3 - Nova Central

School #: 183 William Mercer Academy

Number Operations



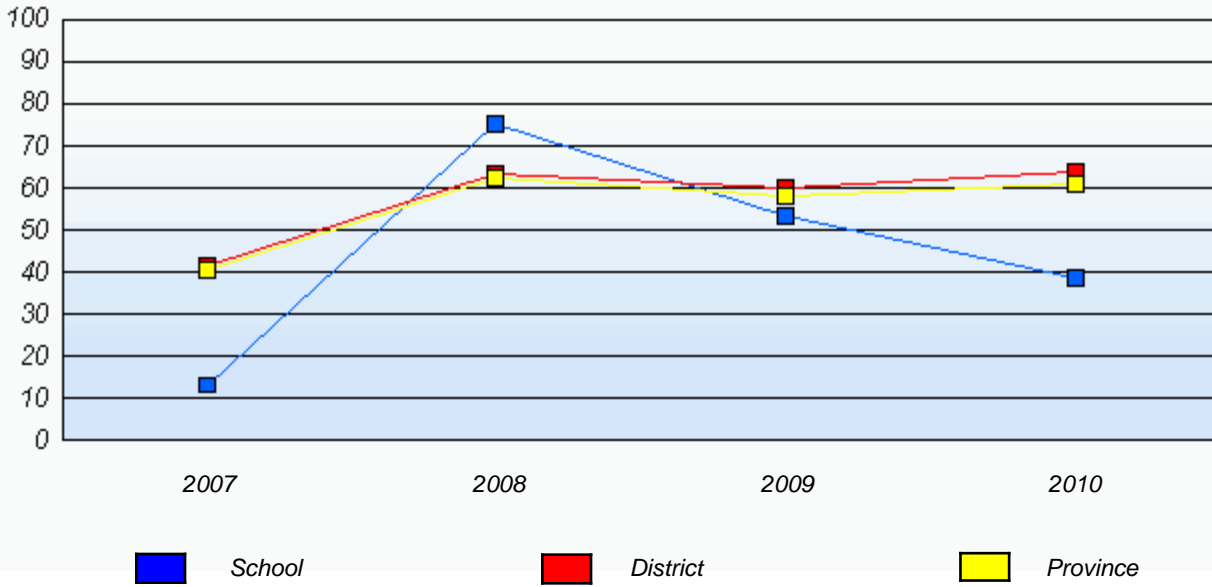
* In some cases, CRT numbers may exceed AGR numbers based on late enrolments. Pie chart is based on the number of students who wrote the CRT.

* Number Operations score is composite of Reasoning, Communication, Connections and Representations, and Problem Solving.

District 3 - Nova Central

School #: 183 William Mercer Academy

Number Operations
 Percentage of students at level 3 or above (2007 - 2010)



* In some cases, CRT numbers may exceed AGR numbers based on late enrolments. Pie chart is based on the number of students who wrote the CRT.

* Number Operations score is composite of Reasoning, Communication, Connections and Representations, and Problem Solving.

District 3 - Nova Central

School #: 186 Heritage Academy

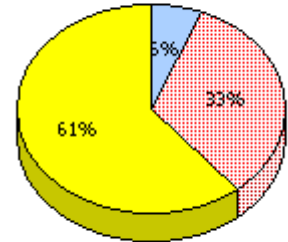
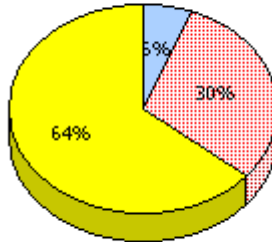
Number Operations

School

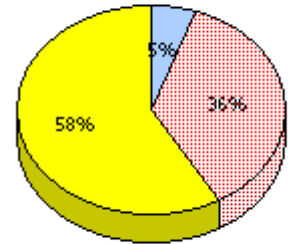
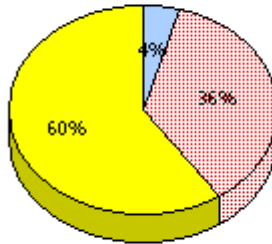
District

Province

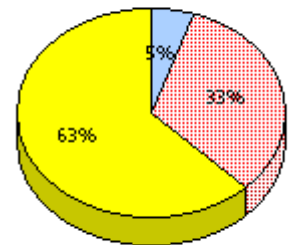
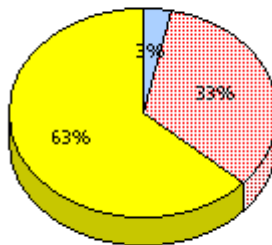
2010
 AGR (3) School data with 5 or fewer students withheld for reasons of confidentiality.



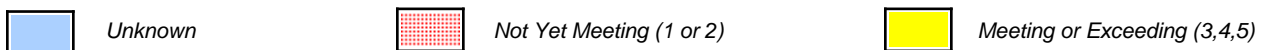
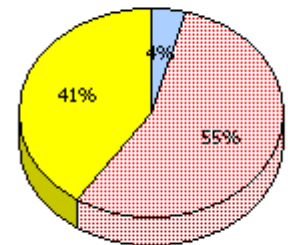
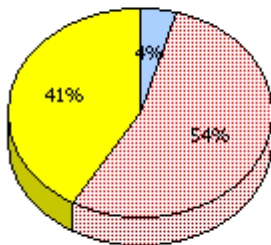
2009
 AGR (4)



2008
 AGR (3)



2007
 AGR (1)



* In some cases, CRT numbers may exceed AGR numbers based on late enrolments. Pie chart is based on the number of students who wrote the CRT.

* Number Operations score is composite of Reasoning, Communication, Connections and Representations, and Problem Solving.

District 3 - Nova Central

School #: 186 Heritage Academy

Number Operations

Percentage of students at level 3 or above (2007 - 2010)

School data with 5 or fewer students withheld for reasons of confidentiality.



* In some cases, CRT numbers may exceed AGR numbers based on late enrolments. Pie chart is based on the number of students who wrote the CRT.

* Number Operations score is composite of Reasoning, Communication, Connections and Representations, and Problem Solving.

District 3 - Nova Central

School #: 188 Sandstone Academy

Number Operations

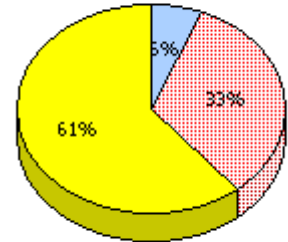
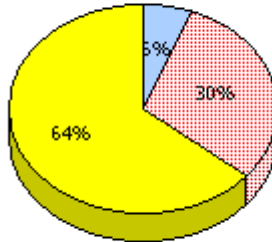
School

District

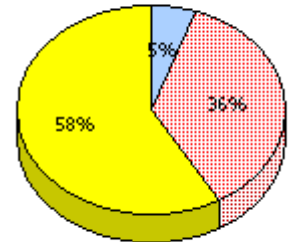
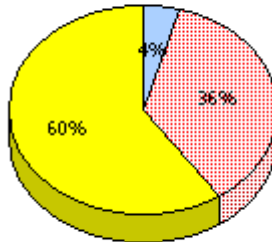
Province

2010
AGR (4)

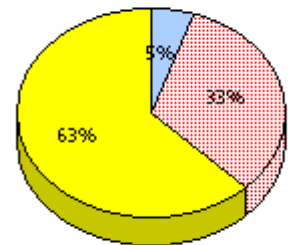
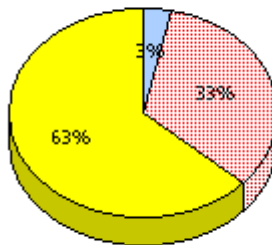
School data with 5 or fewer students withheld for reasons of confidentiality.



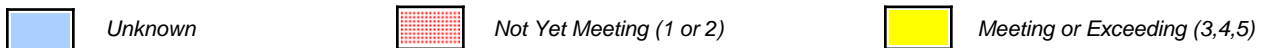
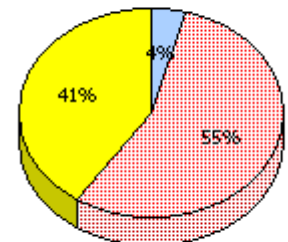
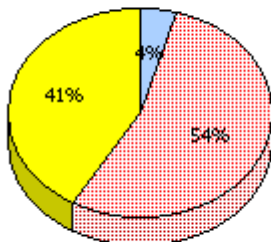
2009
AGR (4)



2008
AGR (1)



2007
AGR (1)



* In some cases, CRT numbers may exceed AGR numbers based on late enrolments. Pie chart is based on the number of students who wrote the CRT.

* Number Operations score is composite of Reasoning, Communication, Connections and Representations, and Problem Solving.

District 3 - Nova Central

School #: 188 Sandstone Academy

Number Operations

Percentage of students at level 3 or above (2007 - 2010)

School data with 5 or fewer students withheld for reasons of confidentiality.



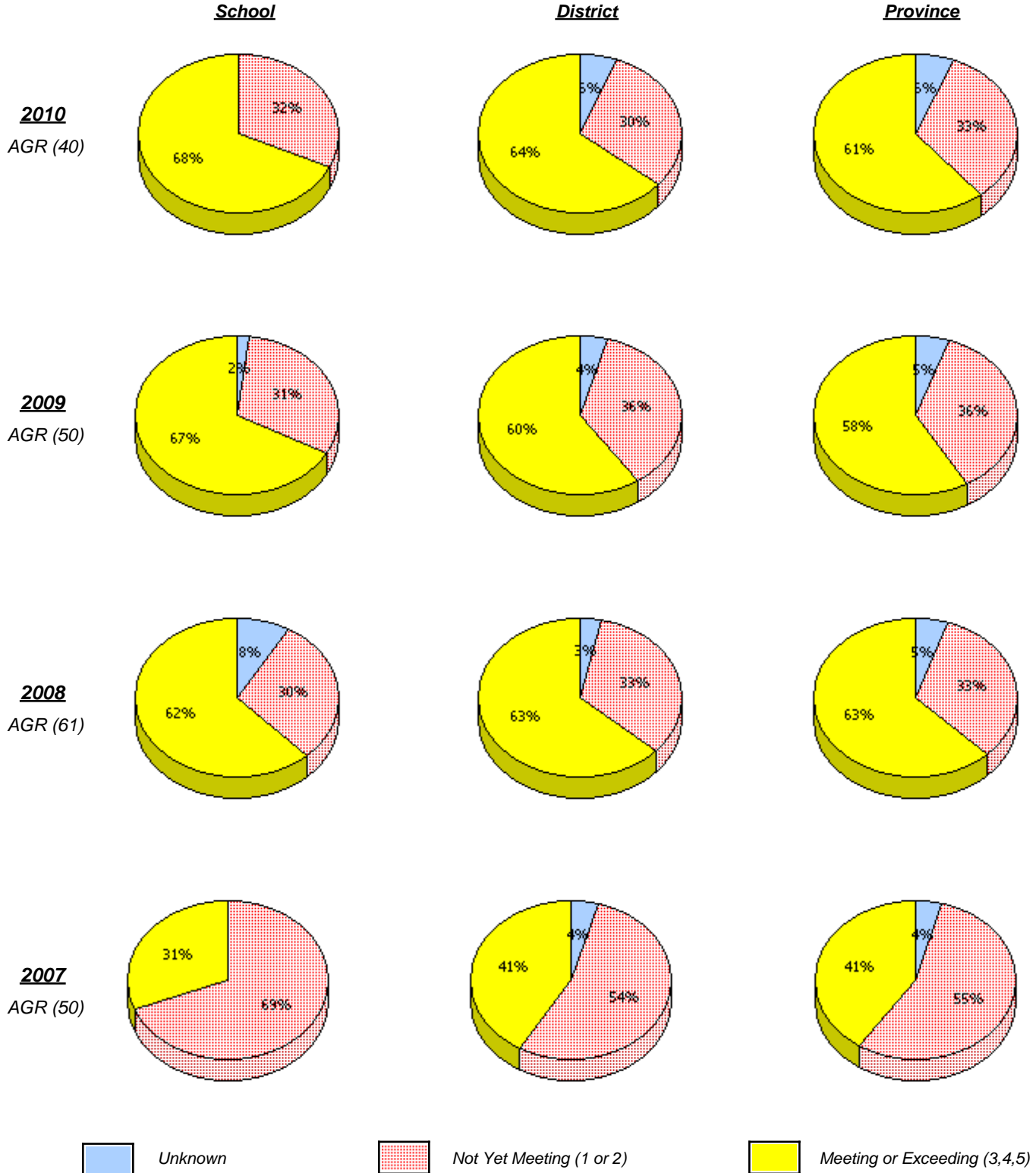
* In some cases, CRT numbers may exceed AGR numbers based on late enrolments. Pie chart is based on the number of students who wrote the CRT.

* Number Operations score is composite of Reasoning, Communication, Connections and Representations, and Problem Solving.

District 3 - Nova Central

School #: 189 Lewisporte Academy

Number Operations



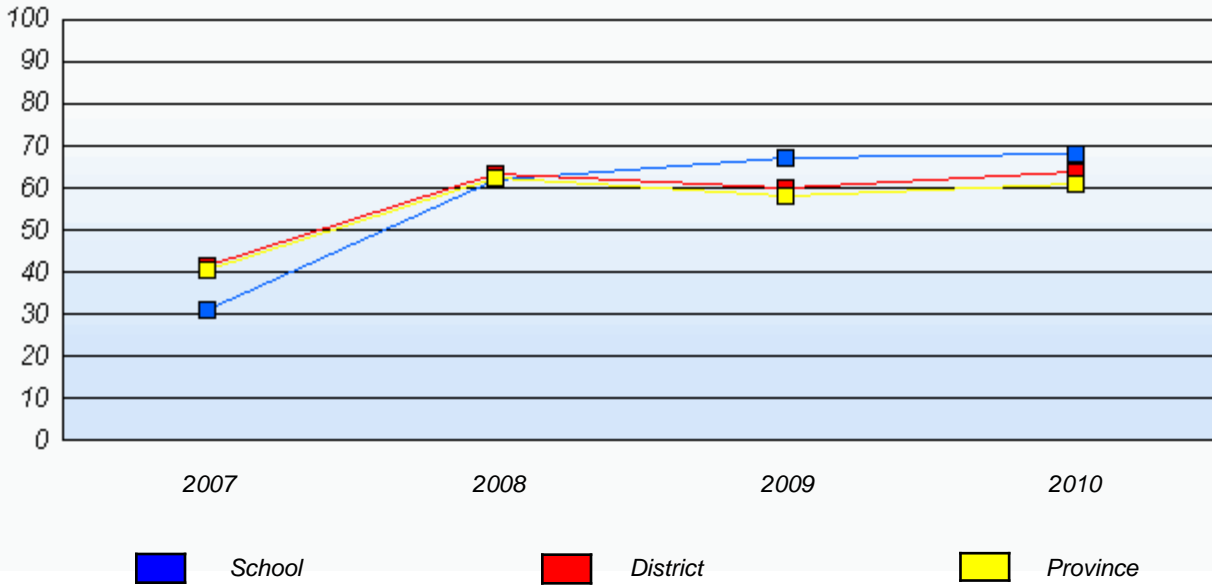
* In some cases, CRT numbers may exceed AGR numbers based on late enrolments. Pie chart is based on the number of students who wrote the CRT.

* Number Operations score is composite of Reasoning, Communication, Connections and Representations, and Problem Solving.

District 3 - Nova Central

School #: 189 Lewisporte Academy

Number Operations
 Percentage of students at level 3 or above (2007 - 2010)



* In some cases, CRT numbers may exceed AGR numbers based on late enrolments. Pie chart is based on the number of students who wrote the CRT.

* Number Operations score is composite of Reasoning, Communication, Connections and Representations, and Problem Solving.

District 3 - Nova Central

School #: 192 Lumsden Academy

Number Operations

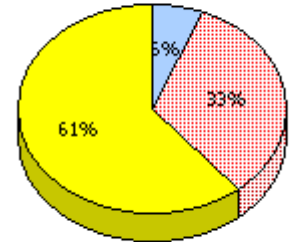
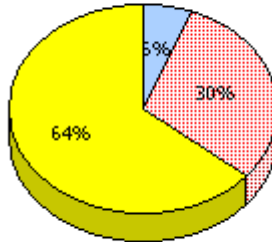
School

District

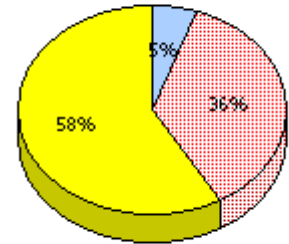
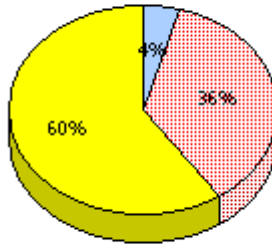
Province

2010
AGR (5)

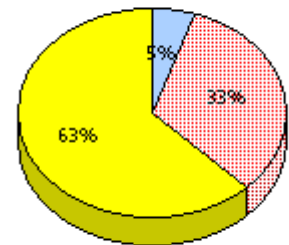
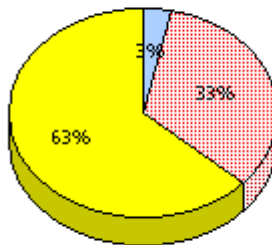
School data with 5 or fewer students withheld for reasons of confidentiality.



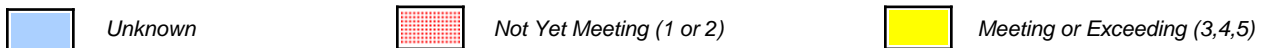
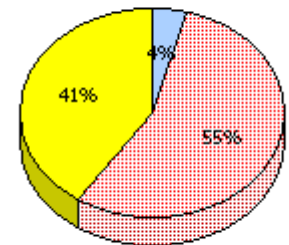
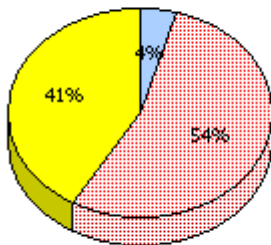
2009
AGR (9)



2008
AGR (8)



2007
AGR (4)



* In some cases, CRT numbers may exceed AGR numbers based on late enrolments. Pie chart is based on the number of students who wrote the CRT.

* Number Operations score is composite of Reasoning, Communication, Connections and Representations, and Problem Solving.

District 3 - Nova Central

School #: 192 Lumsden Academy

Number Operations

Percentage of students at level 3 or above (2007 - 2010)

School data with 5 or fewer students withheld for reasons of confidentiality.



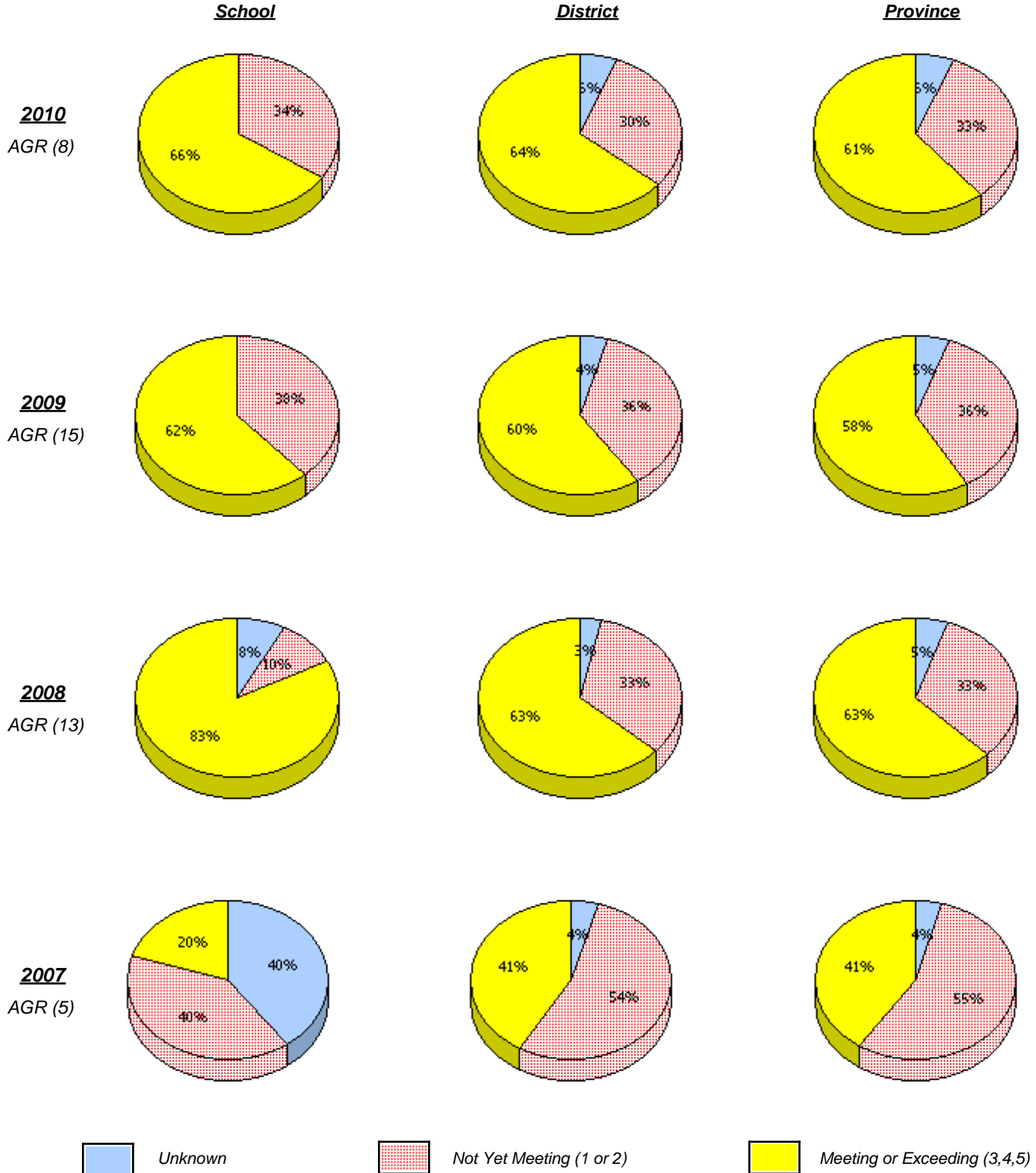
* In some cases, CRT numbers may exceed AGR numbers based on late enrolments. Pie chart is based on the number of students who wrote the CRT.

* Number Operations score is composite of Reasoning, Communication, Connections and Representations, and Problem Solving.

District 3 - Nova Central

School #: 194 Gill Memorial Academy

Number Operations



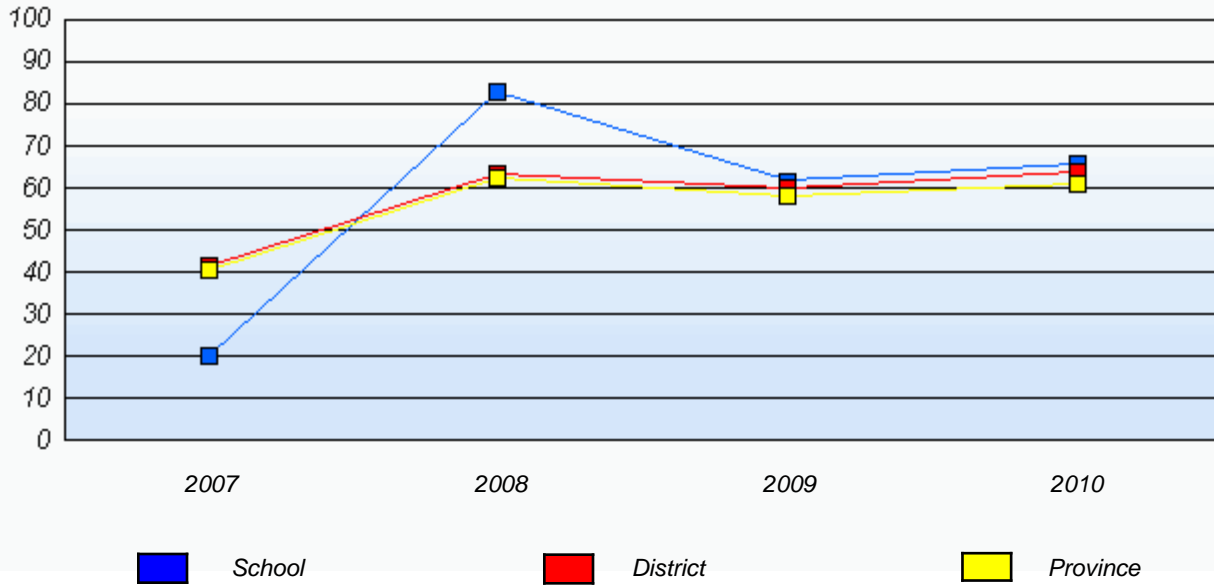
* In some cases, CRT numbers may exceed AGR numbers based on late enrolments. Pie chart is based on the number of students who wrote the CRT.

* Number Operations score is composite of Reasoning, Communication, Connections and Representations, and Problem Solving.

District 3 - Nova Central

School #: 194 Gill Memorial Academy

Number Operations
 Percentage of students at level 3 or above (2007 - 2010)



* In some cases, CRT numbers may exceed AGR numbers based on late enrolments. Pie chart is based on the number of students who wrote the CRT.

* Number Operations score is composite of Reasoning, Communication, Connections and Representations, and Problem Solving.

District 3 - Nova Central

School #: 196 St. Gabriel's AG

Number Operations

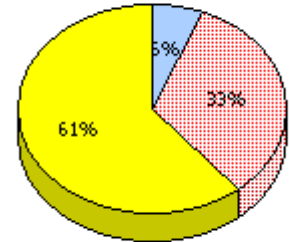
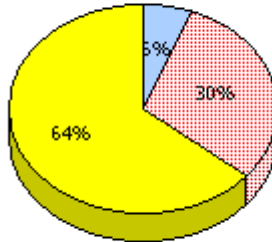
School

District

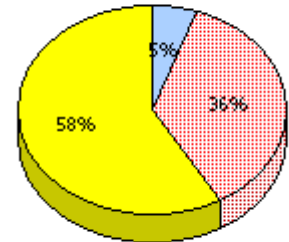
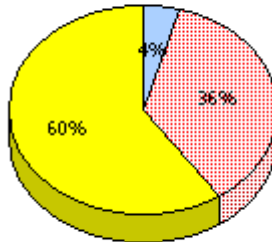
Province

2010
AGR (2)

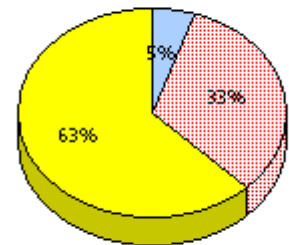
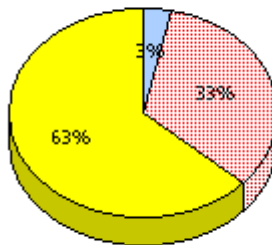
School data with 5 or fewer students withheld for reasons of confidentiality.



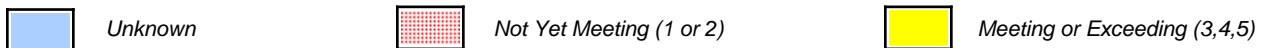
2009
AGR (1)



2008
AGR (1)



2007
AGR (0)



* In some cases, CRT numbers may exceed AGR numbers based on late enrolments. Pie chart is based on the number of students who wrote the CRT.

* Number Operations score is composite of Reasoning, Communication, Connections and Representations, and Problem Solving.

District 3 - Nova Central

School #: 196 St. Gabriel's AG

Number Operations

Percentage of students at level 3 or above (2007 - 2010)

School data with 5 or fewer students withheld for reasons of confidentiality.



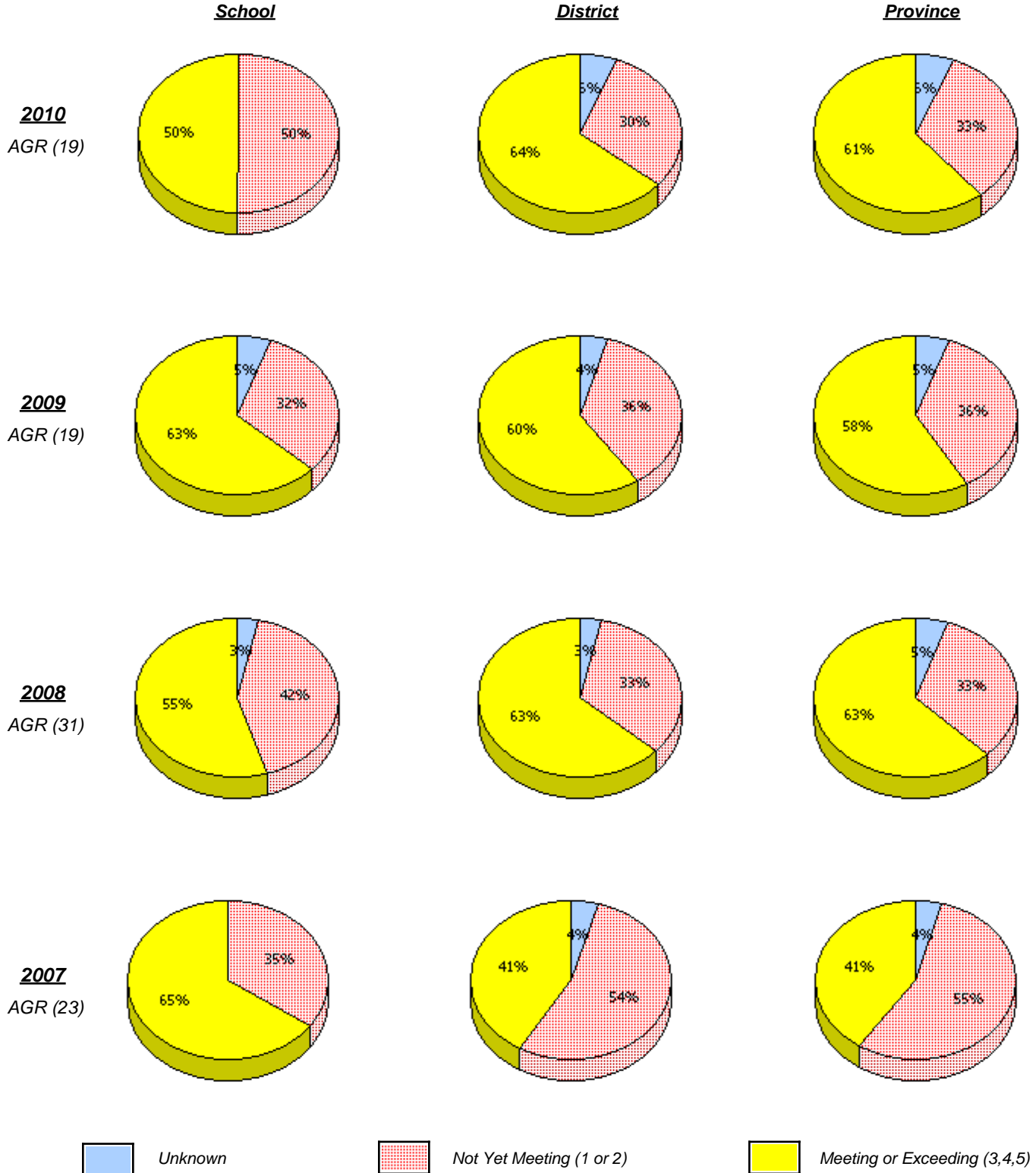
* In some cases, CRT numbers may exceed AGR numbers based on late enrolments. Pie chart is based on the number of students who wrote the CRT.

* Number Operations score is composite of Reasoning, Communication, Connections and Representations, and Problem Solving.

District 3 - Nova Central

School #: 202 Twillingate Island Elementary

Number Operations



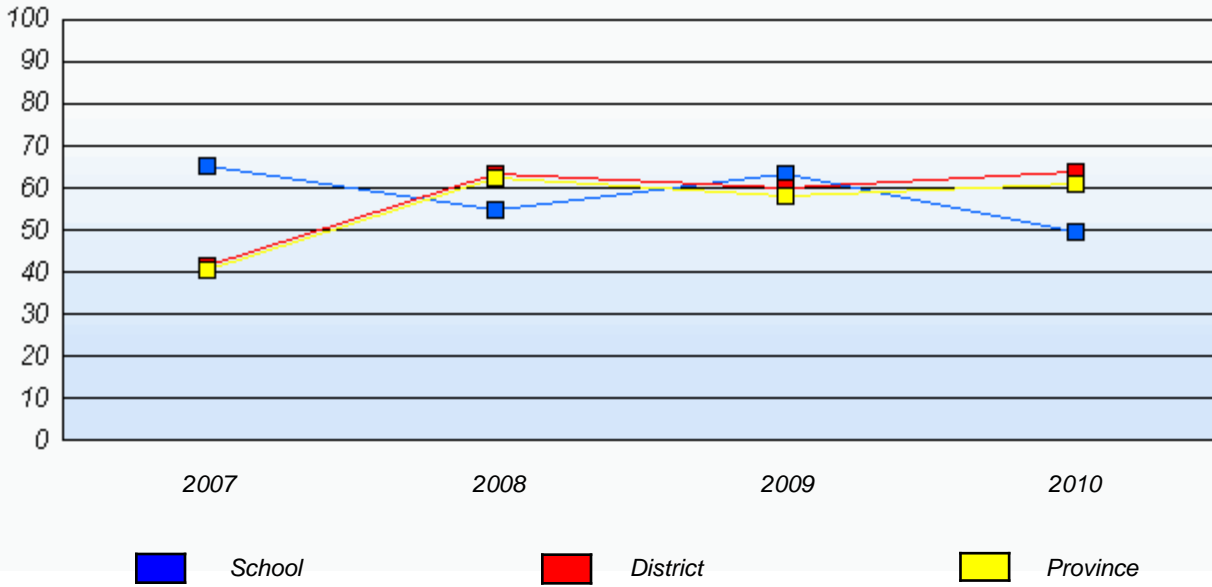
* In some cases, CRT numbers may exceed AGR numbers based on late enrolments. Pie chart is based on the number of students who wrote the CRT.

* Number Operations score is composite of Reasoning, Communication, Connections and Representations, and Problem Solving.

District 3 - Nova Central

School #: 202 Twillingate Island Elementary

Number Operations
 Percentage of students at level 3 or above (2007 - 2010)



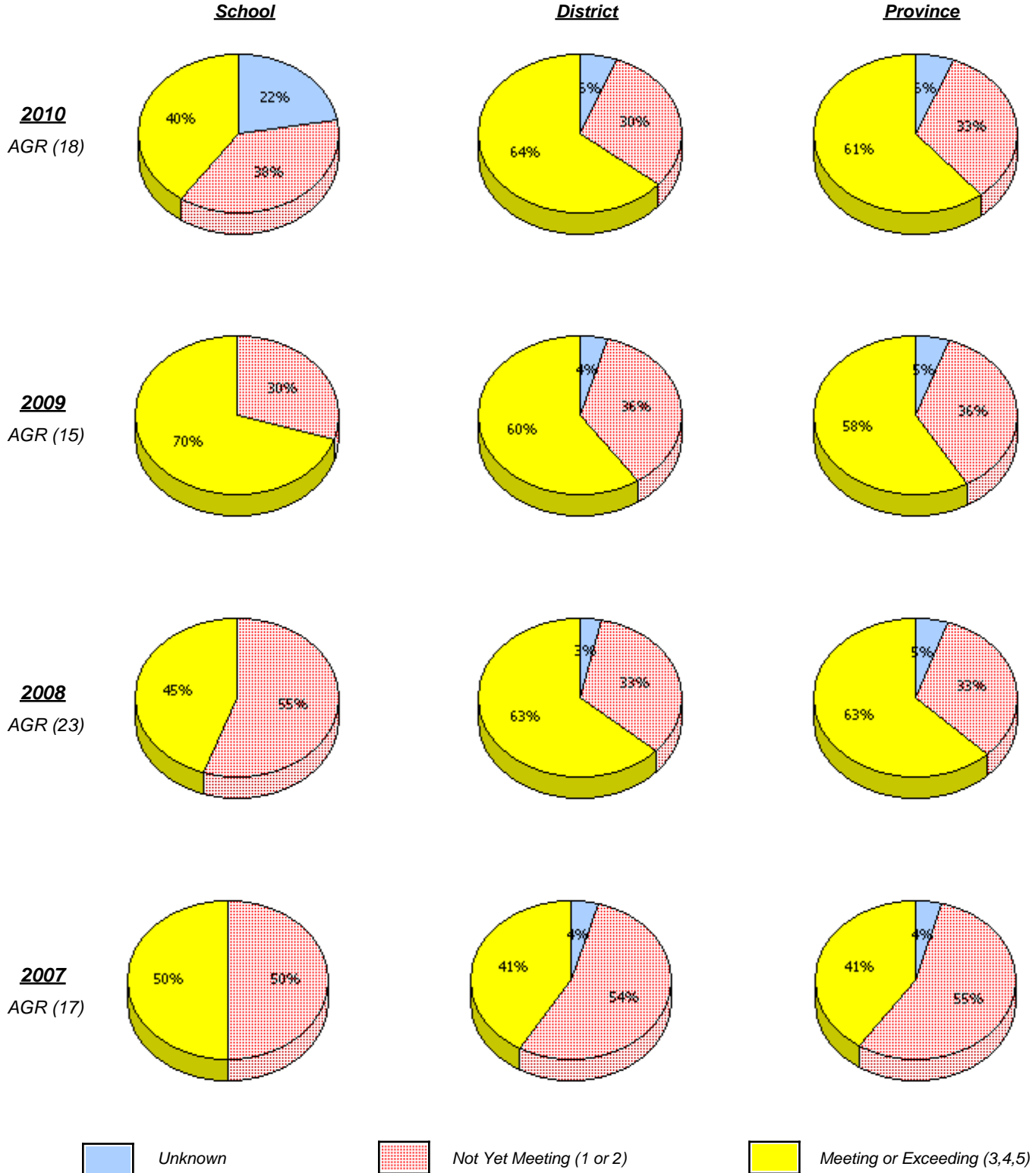
* In some cases, CRT numbers may exceed AGR numbers based on late enrolments. Pie chart is based on the number of students who wrote the CRT.

* Number Operations score is composite of Reasoning, Communication, Connections and Representations, and Problem Solving.

District 3 - Nova Central

School #: 205 Memorial Academy

Number Operations



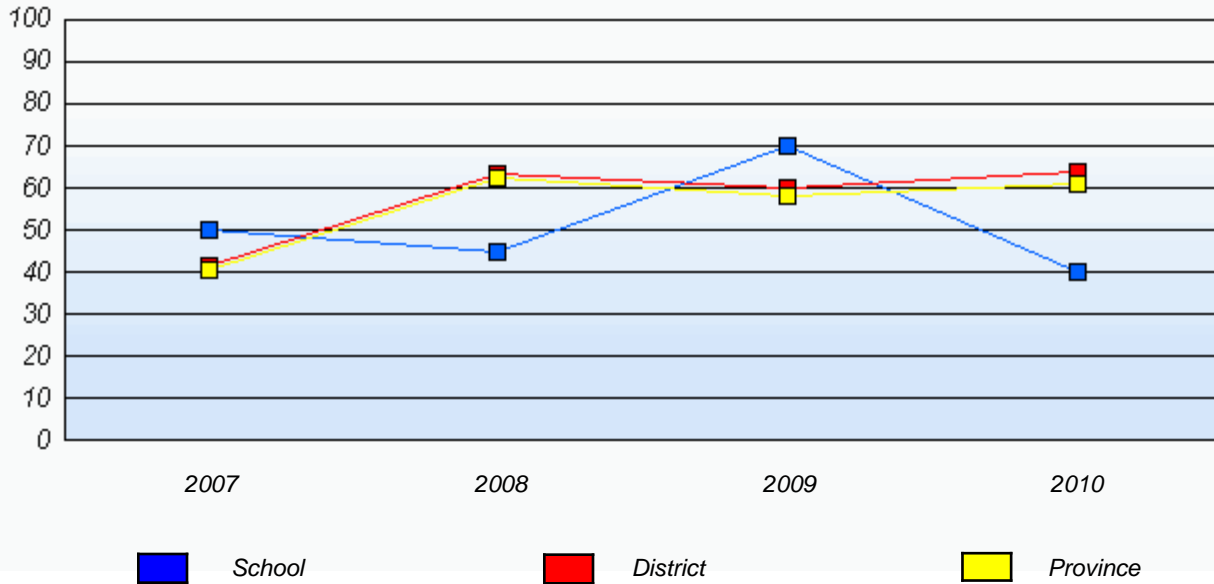
* In some cases, CRT numbers may exceed AGR numbers based on late enrolments. Pie chart is based on the number of students who wrote the CRT.

* Number Operations score is composite of Reasoning, Communication, Connections and Representations, and Problem Solving.

District 3 - Nova Central

School #: 205 Memorial Academy

Number Operations
 Percentage of students at level 3 or above (2007 - 2010)



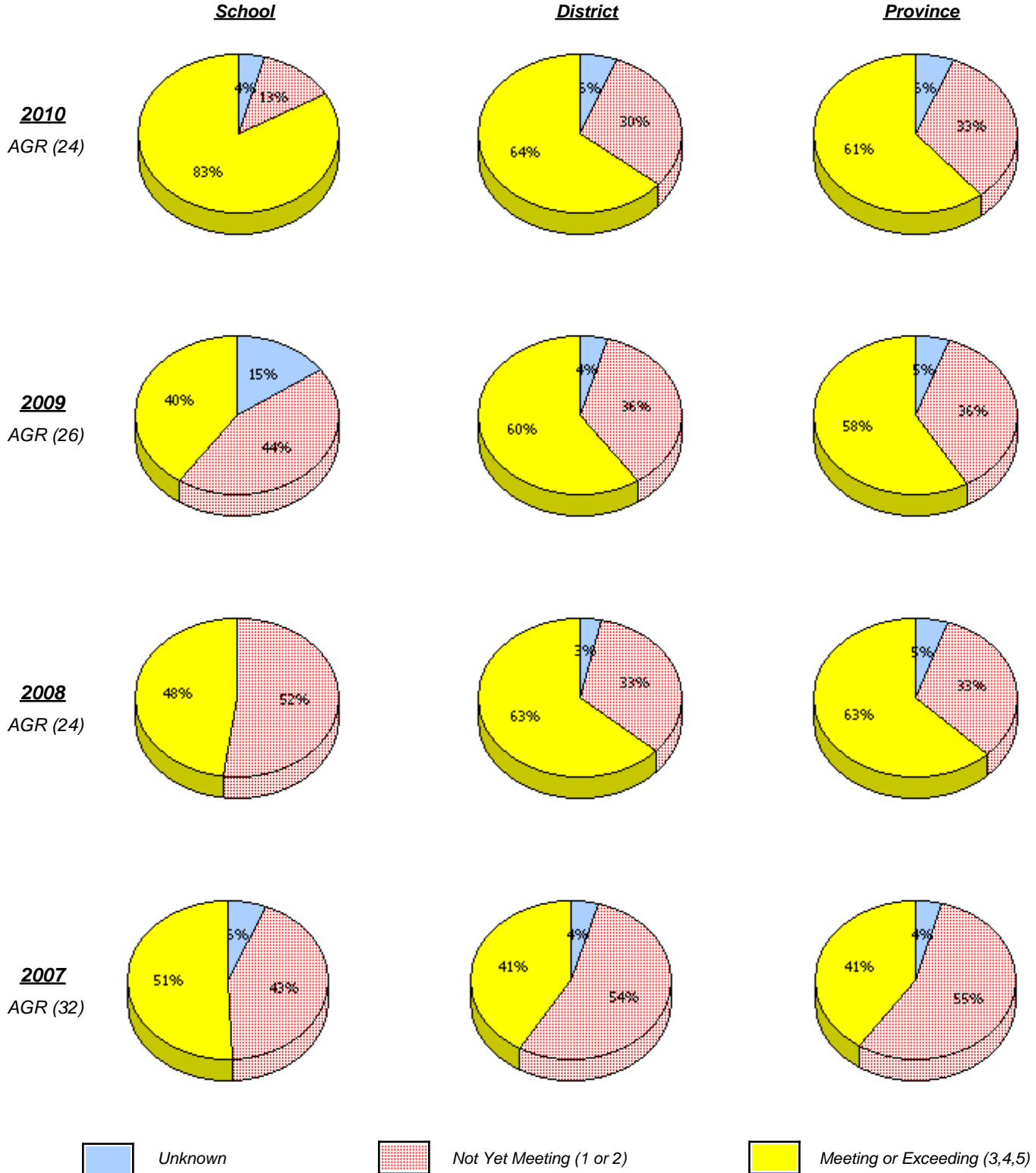
* In some cases, CRT numbers may exceed AGR numbers based on late enrolments. Pie chart is based on the number of students who wrote the CRT.

* Number Operations score is composite of Reasoning, Communication, Connections and Representations, and Problem Solving.

District 3 - Nova Central

School #: 206 Riverwood Academy

Number Operations



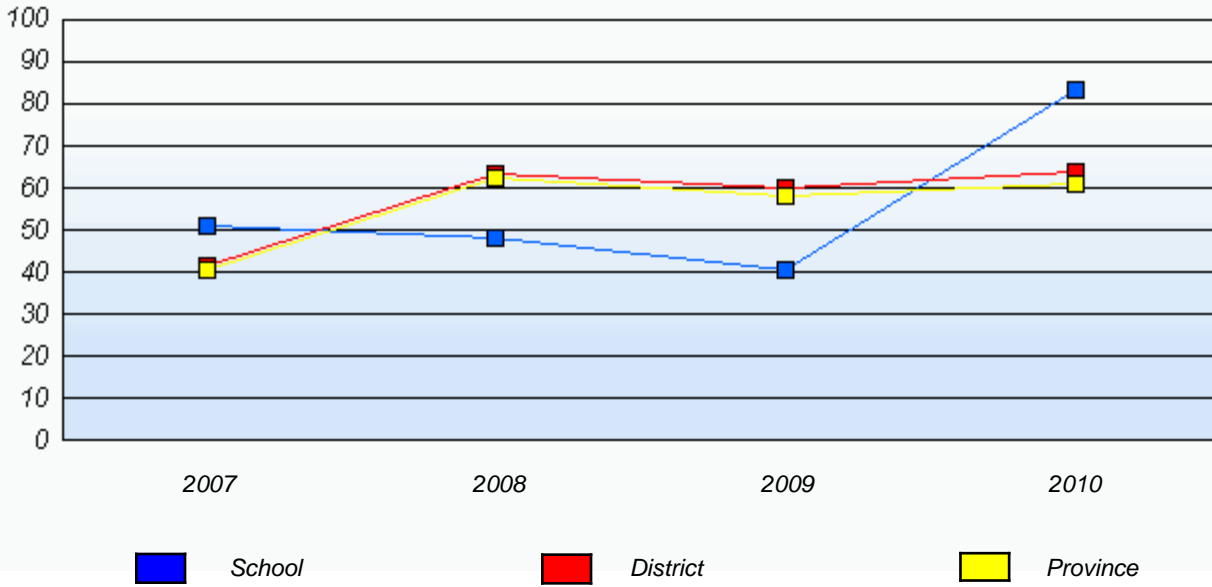
* In some cases, CRT numbers may exceed AGR numbers based on late enrolments. Pie chart is based on the number of students who wrote the CRT.

* Number Operations score is composite of Reasoning, Communication, Connections and Representations, and Problem Solving.

District 3 - Nova Central

School #: 206 Riverwood Academy

Number Operations
 Percentage of students at level 3 or above (2007 - 2010)



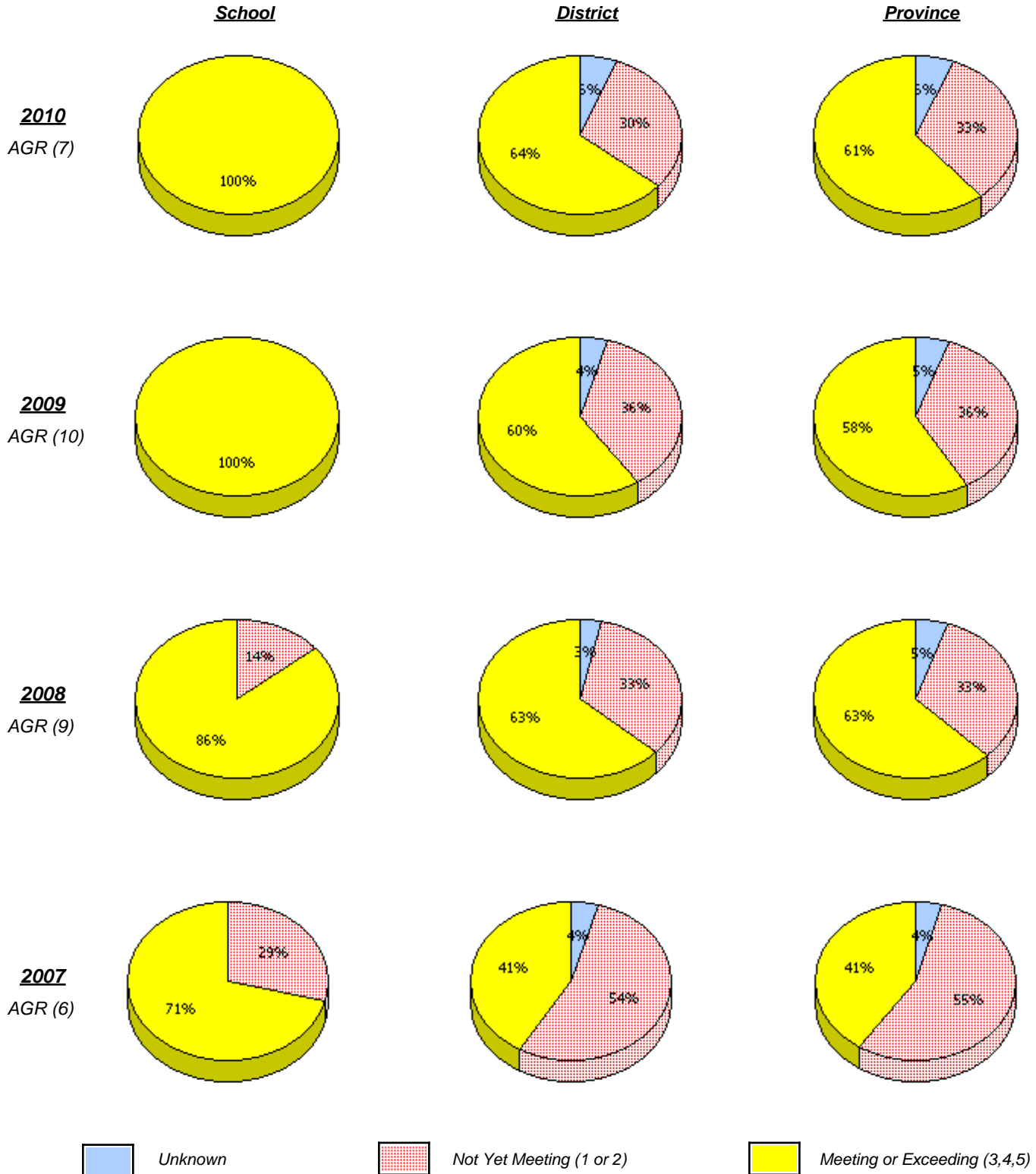
* In some cases, CRT numbers may exceed AGR numbers based on late enrolments. Pie chart is based on the number of students who wrote the CRT.

* Number Operations score is composite of Reasoning, Communication, Connections and Representations, and Problem Solving.

District 3 - Nova Central

School #: 398 Avoca Collegiate

Number Operations



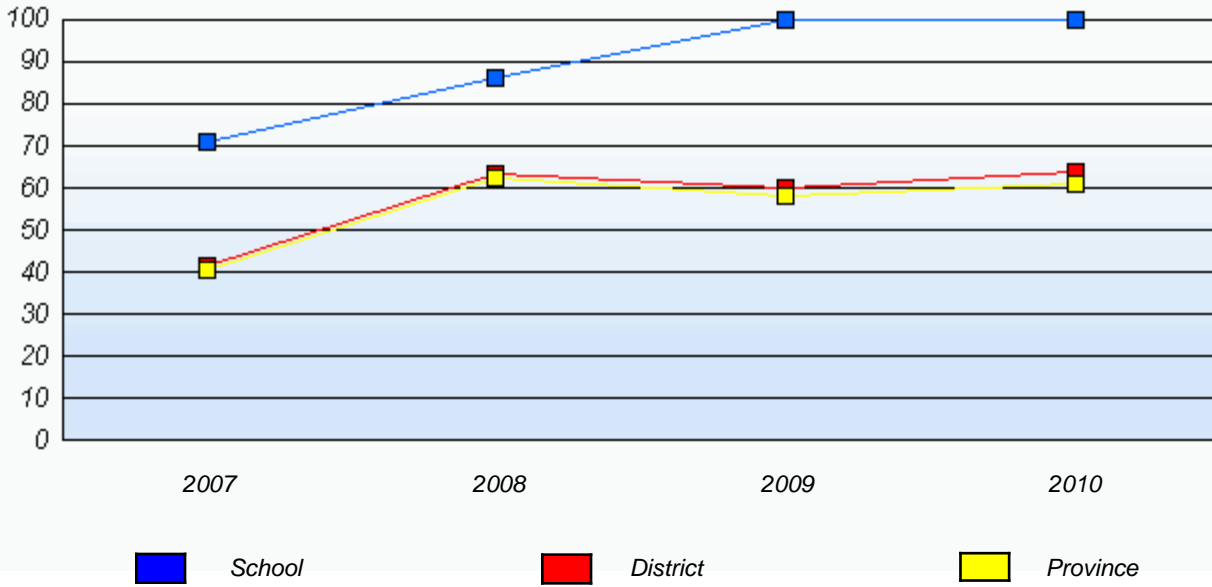
* In some cases, CRT numbers may exceed AGR numbers based on late enrolments. Pie chart is based on the number of students who wrote the CRT.

* Number Operations score is composite of Reasoning, Communication, Connections and Representations, and Problem Solving.

District 3 - Nova Central

School #: 398 Avoca Collegiate

Number Operations
 Percentage of students at level 3 or above (2007 - 2010)



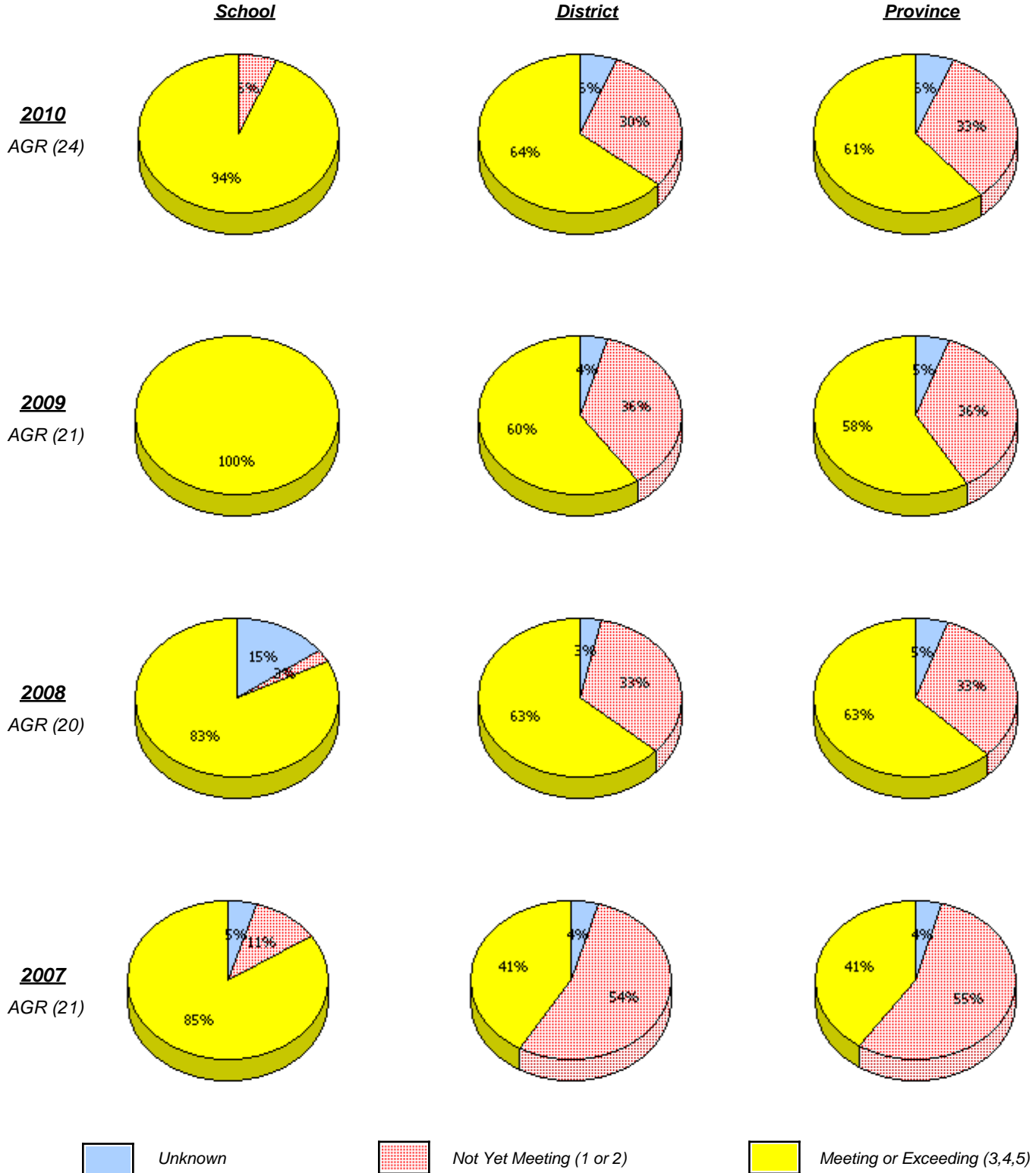
* In some cases, CRT numbers may exceed AGR numbers based on late enrolments. Pie chart is based on the number of students who wrote the CRT.

* Number Operations score is composite of Reasoning, Communication, Connections and Representations, and Problem Solving.

District 3 - Nova Central

School #: 399 Baie Verte Academy

Number Operations



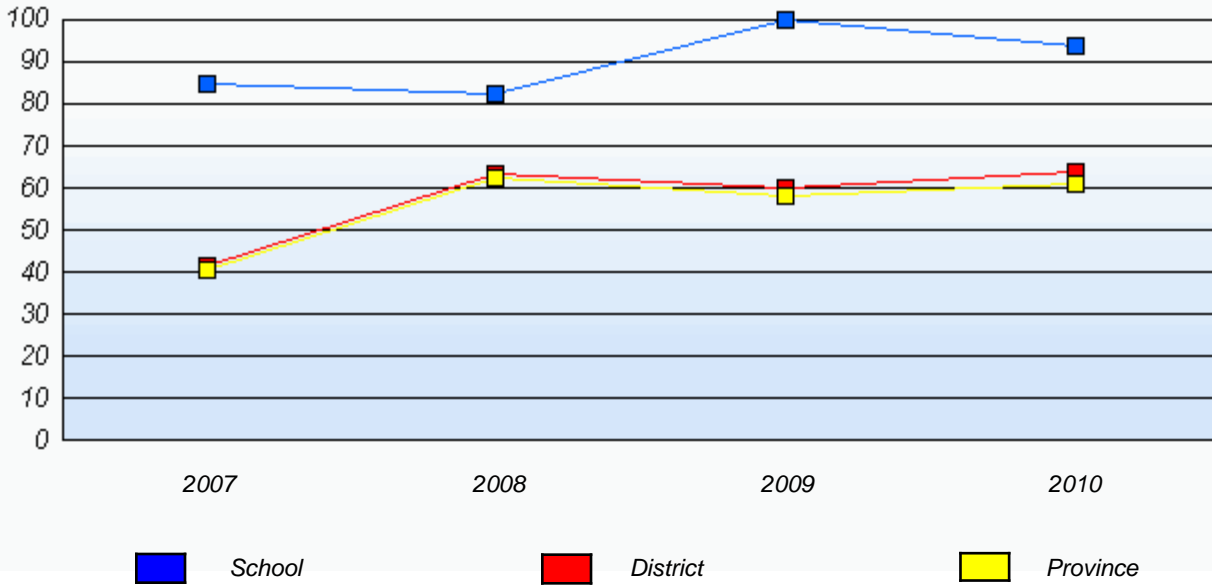
* In some cases, CRT numbers may exceed AGR numbers based on late enrolments. Pie chart is based on the number of students who wrote the CRT.

* Number Operations score is composite of Reasoning, Communication, Connections and Representations, and Problem Solving.

District 3 - Nova Central

School #: 399 Baie Verte Academy

Number Operations
 Percentage of students at level 3 or above (2007 - 2010)



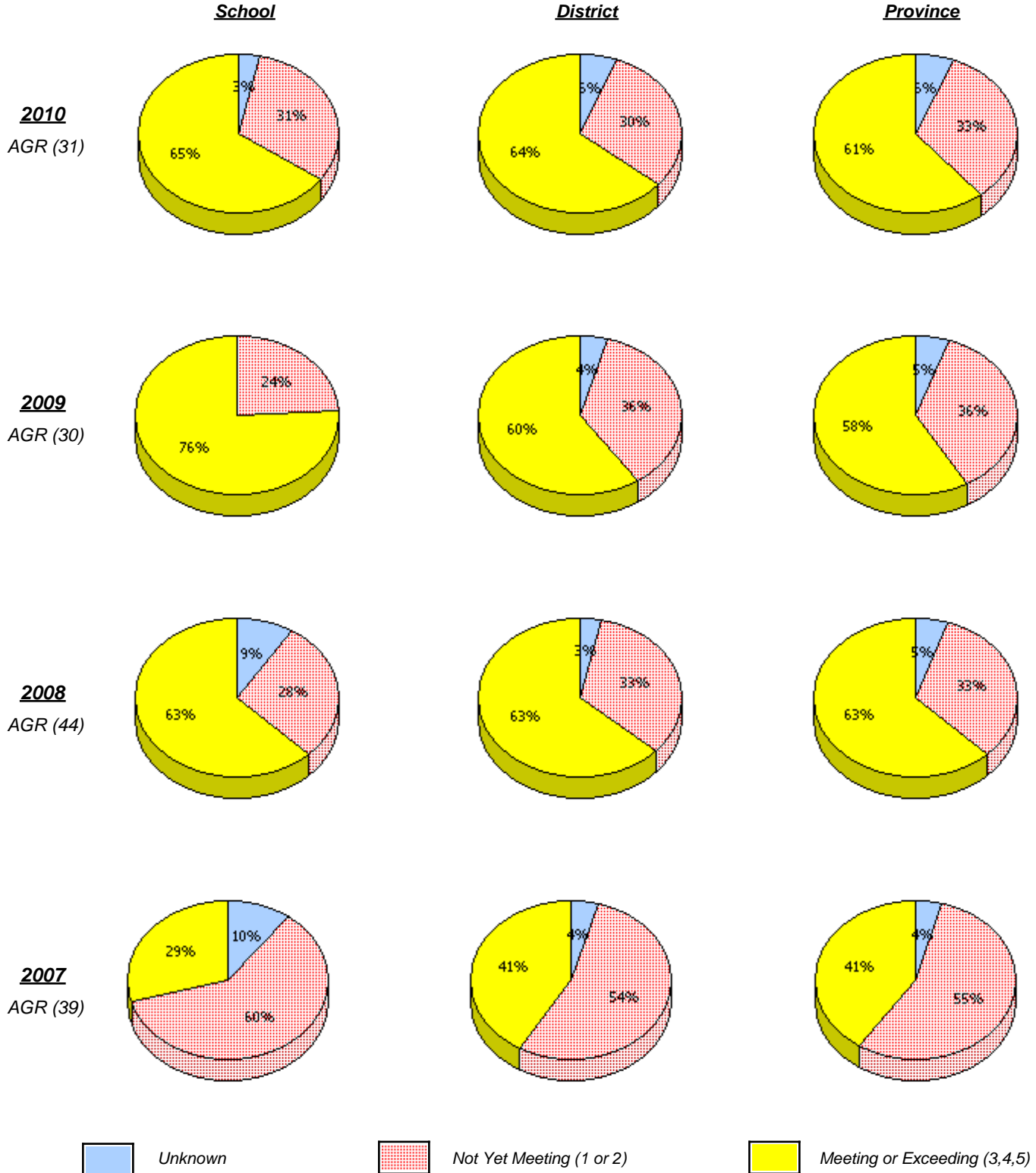
* In some cases, CRT numbers may exceed AGR numbers based on late enrolments. Pie chart is based on the number of students who wrote the CRT.

* Number Operations score is composite of Reasoning, Communication, Connections and Representations, and Problem Solving.

District 3 - Nova Central

School #: 400 Helen Tulk Elementary

Number Operations



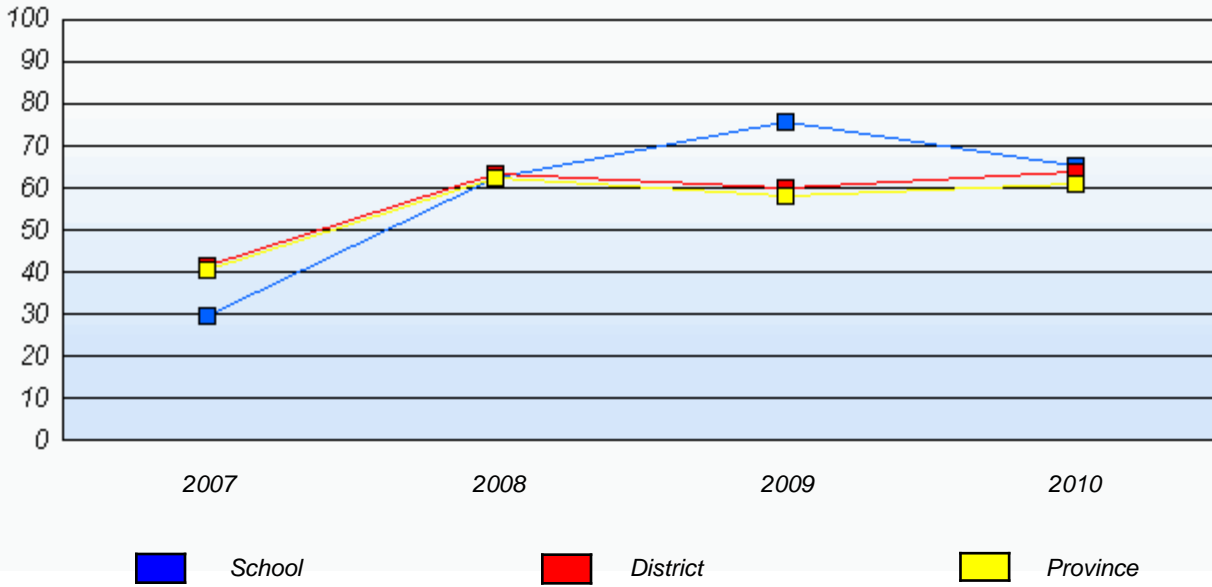
* In some cases, CRT numbers may exceed AGR numbers based on late enrolments. Pie chart is based on the number of students who wrote the CRT.

* Number Operations score is composite of Reasoning, Communication, Connections and Representations, and Problem Solving.

District 3 - Nova Central

School #: 400 Helen Tulk Elementary

Number Operations
Percentage of students at level 3 or above (2007 - 2010)



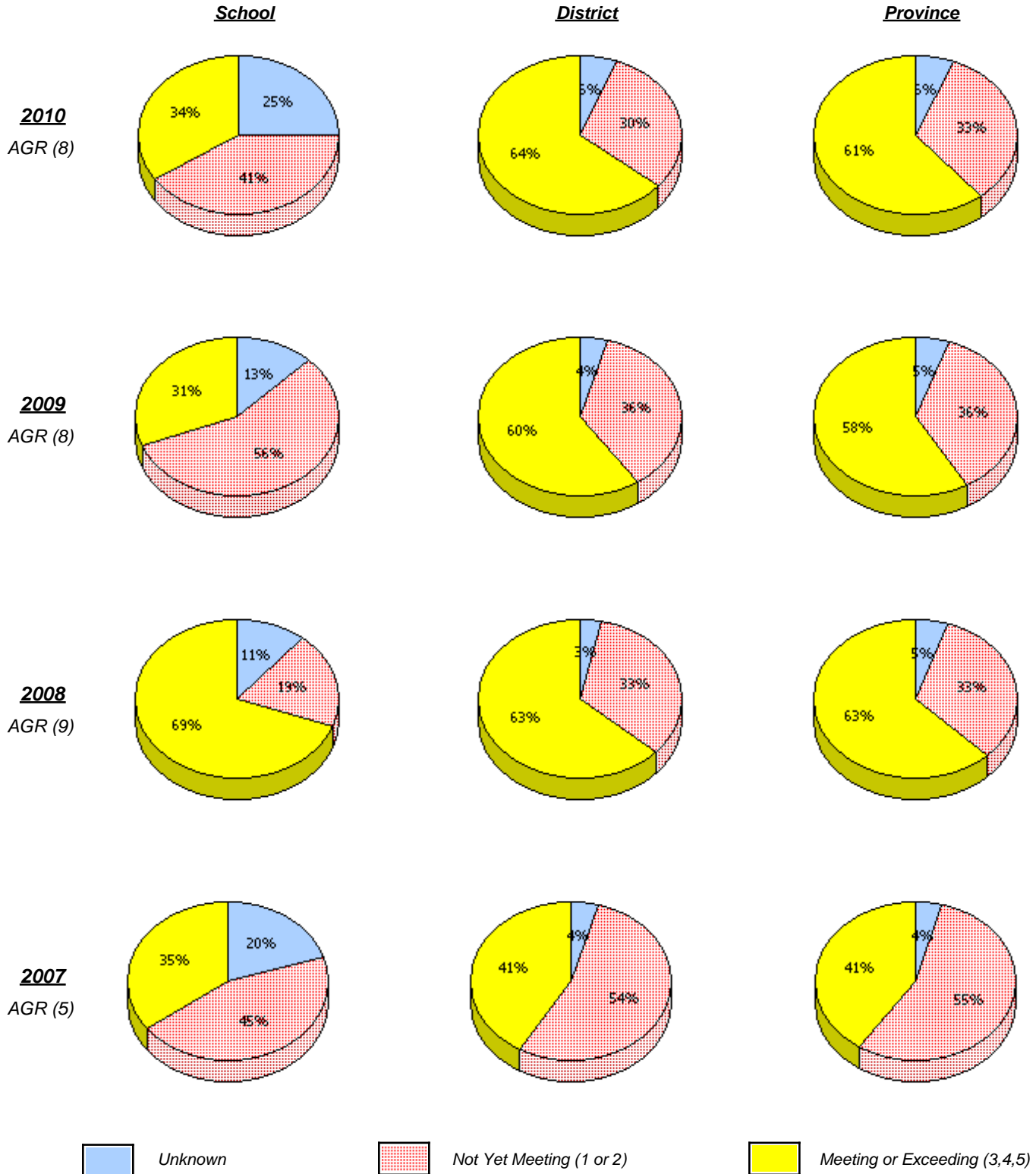
* In some cases, CRT numbers may exceed AGR numbers based on late enrolments. Pie chart is based on the number of students who wrote the CRT.

* Number Operations score is composite of Reasoning, Communication, Connections and Representations, and Problem Solving.

District 3 - Nova Central

School #: 403 Lakeside Academy

Number Operations



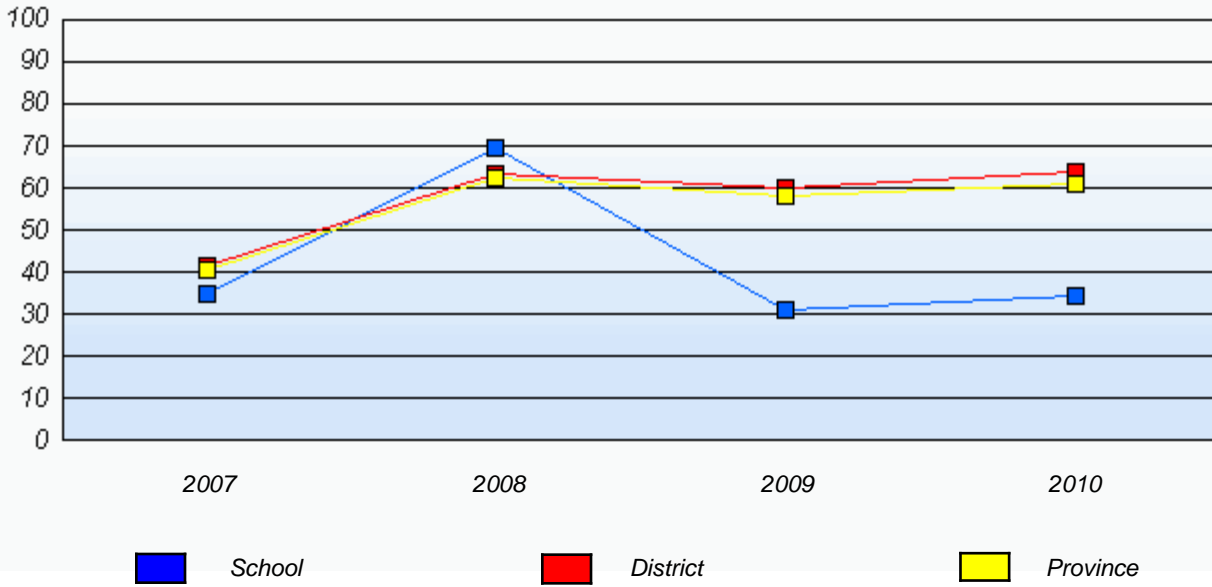
* In some cases, CRT numbers may exceed AGR numbers based on late enrolments. Pie chart is based on the number of students who wrote the CRT.

* Number Operations score is composite of Reasoning, Communication, Connections and Representations, and Problem Solving.

District 3 - Nova Central

School #: 403 Lakeside Academy

Number Operations
 Percentage of students at level 3 or above (2007 - 2010)



* In some cases, CRT numbers may exceed AGR numbers based on late enrolments. Pie chart is based on the number of students who wrote the CRT.

* Number Operations score is composite of Reasoning, Communication, Connections and Representations, and Problem Solving.

District 3 - Nova Central

School #: 405 Cottrell's Cove Academy

Number Operations

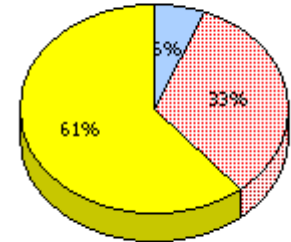
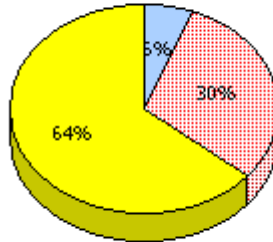
School

District

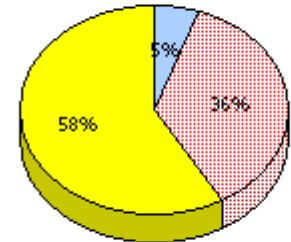
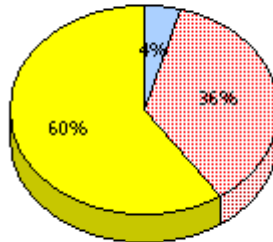
Province

2010
AGR (2)

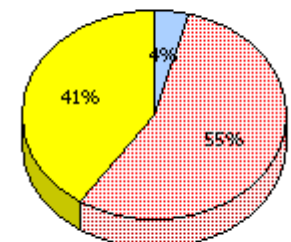
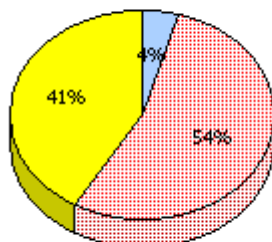
School data with 5 or fewer students withheld for reasons of confidentiality.



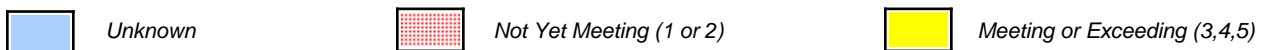
2009
AGR (1)



2008
AGR (0)



2007
AGR (1)



* In some cases, CRT numbers may exceed AGR numbers based on late enrolments. Pie chart is based on the number of students who wrote the CRT.

* Number Operations score is composite of Reasoning, Communication, Connections and Representations, and Problem Solving.

District 3 - Nova Central

School #: 405 Cottrell's Cove Academy

Number Operations

Percentage of students at level 3 or above (2007 - 2010)

School data with 5 or fewer students withheld for reasons of confidentiality.



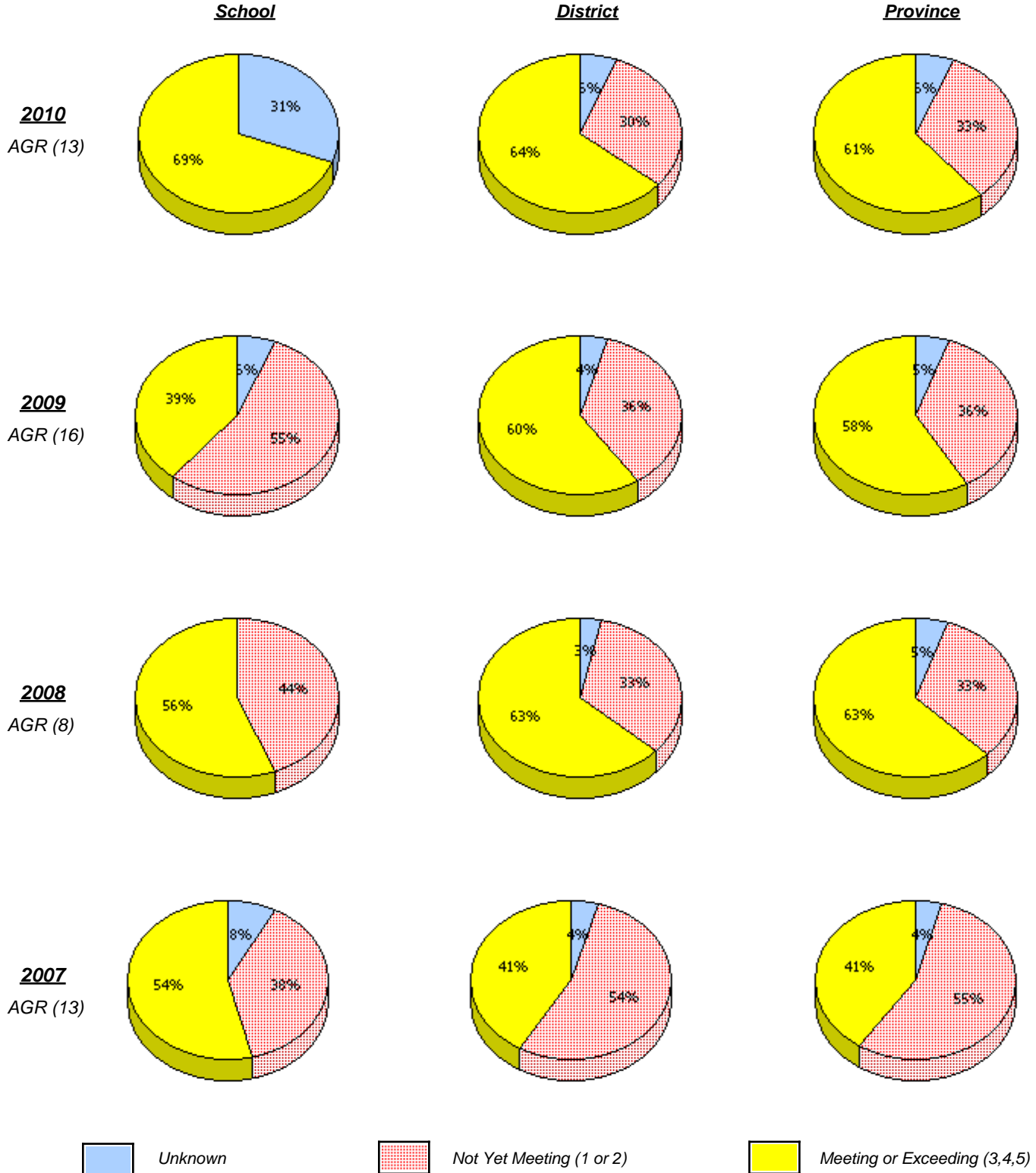
* In some cases, CRT numbers may exceed AGR numbers based on late enrolments. Pie chart is based on the number of students who wrote the CRT.

* Number Operations score is composite of Reasoning, Communication, Connections and Representations, and Problem Solving.

District 3 - Nova Central

School #: 406 Fitzgerald Academy

Number Operations



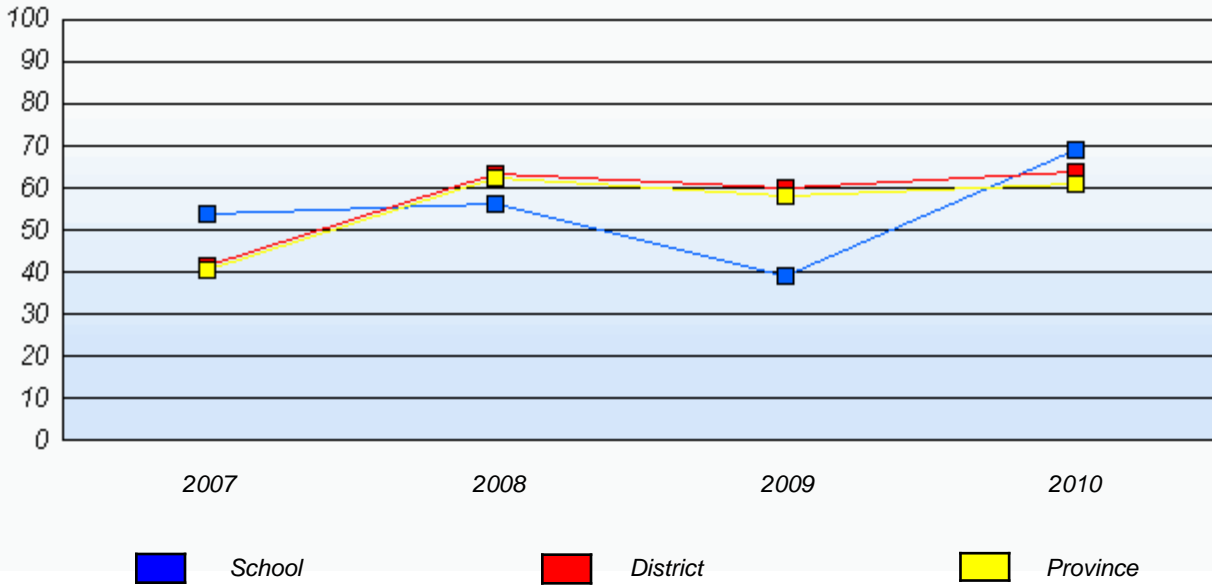
* In some cases, CRT numbers may exceed AGR numbers based on late enrolments. Pie chart is based on the number of students who wrote the CRT.

* Number Operations score is composite of Reasoning, Communication, Connections and Representations, and Problem Solving.

District 3 - Nova Central

School #: 406 Fitzgerald Academy

Number Operations
 Percentage of students at level 3 or above (2007 - 2010)



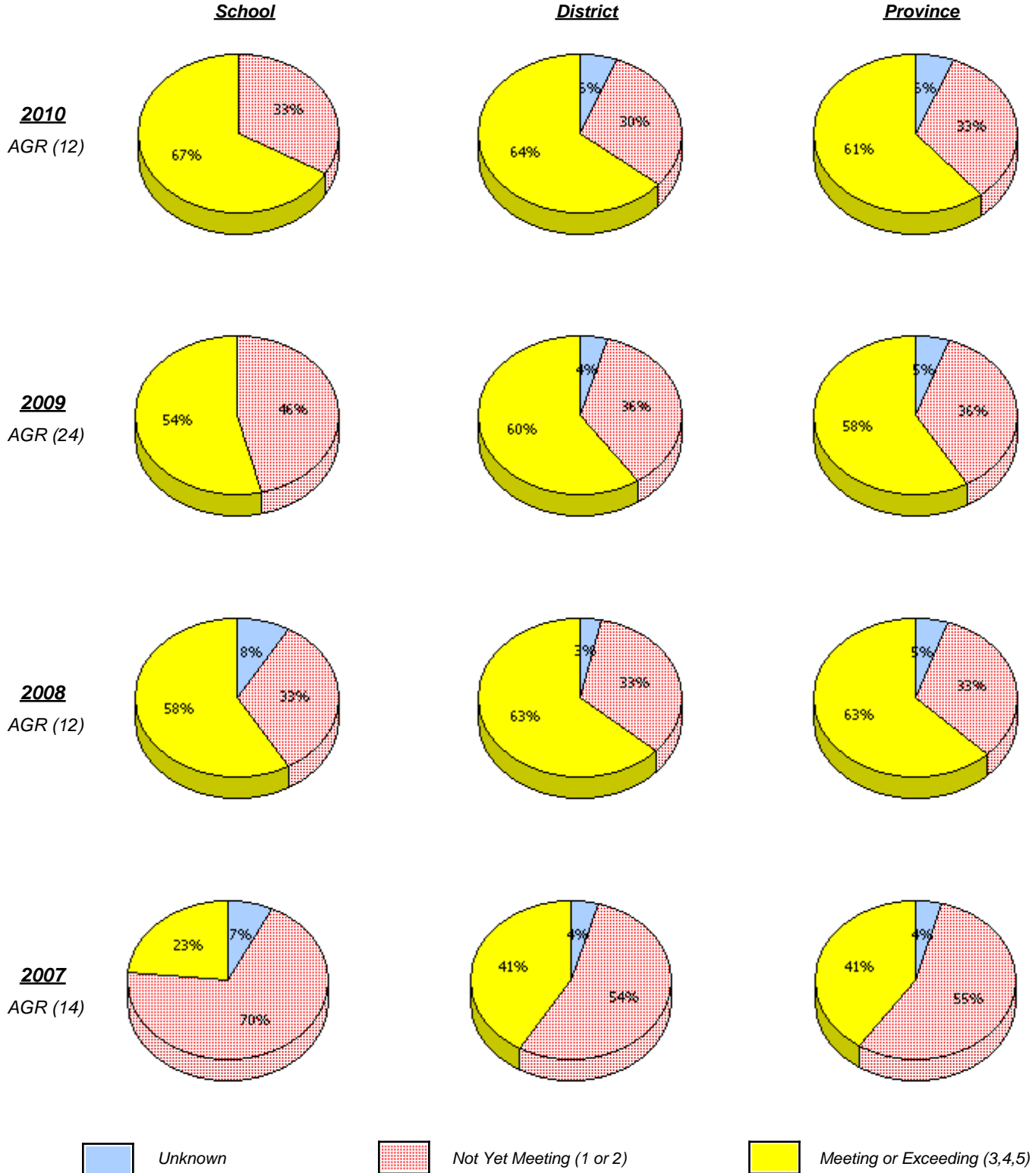
* In some cases, CRT numbers may exceed AGR numbers based on late enrolments. Pie chart is based on the number of students who wrote the CRT.

* Number Operations score is composite of Reasoning, Communication, Connections and Representations, and Problem Solving.

District 3 - Nova Central

School #: 407 Bay d'Espoir Academy

Number Operations



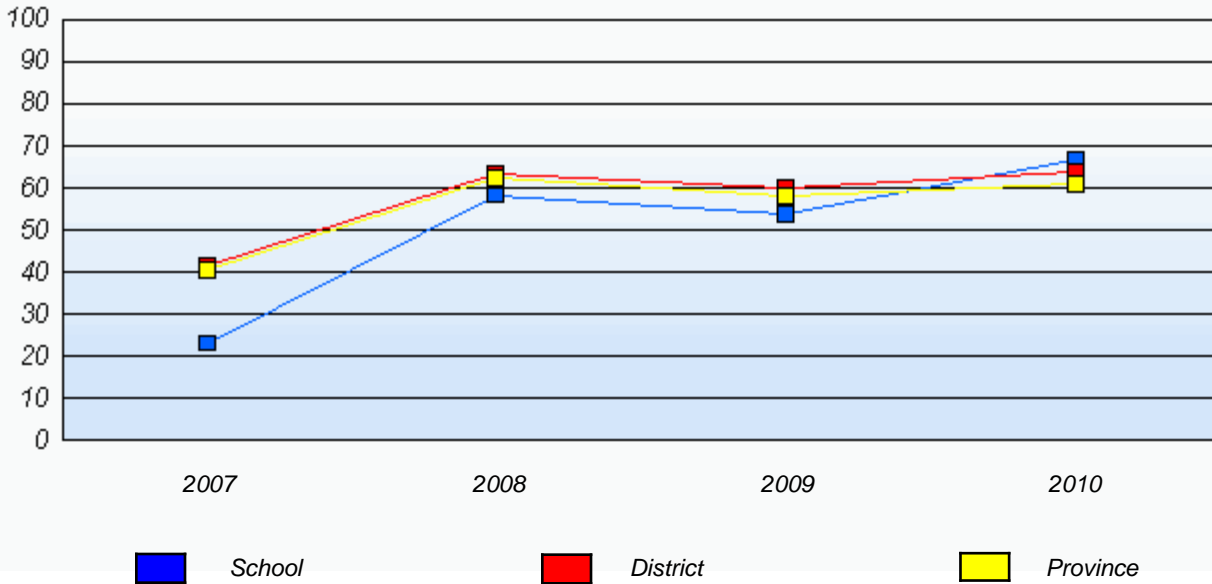
* In some cases, CRT numbers may exceed AGR numbers based on late enrolments. Pie chart is based on the number of students who wrote the CRT.

* Number Operations score is composite of Reasoning, Communication, Connections and Representations, and Problem Solving.

District 3 - Nova Central

School #: 407 Bay d'Espoir Academy

Number Operations
 Percentage of students at level 3 or above (2007 - 2010)



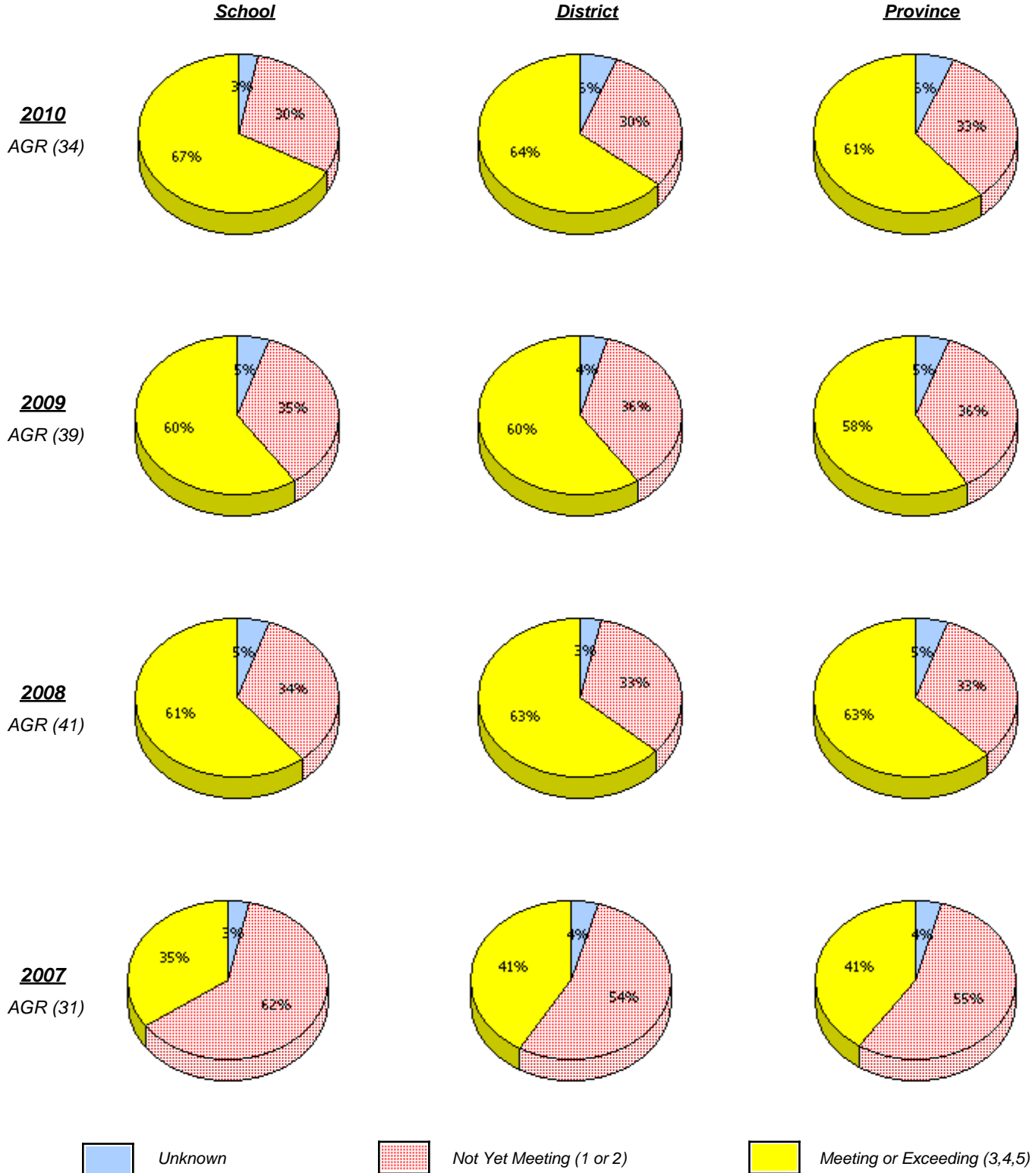
* In some cases, CRT numbers may exceed AGR numbers based on late enrolments. Pie chart is based on the number of students who wrote the CRT.

* Number Operations score is composite of Reasoning, Communication, Connections and Representations, and Problem Solving.

District 3 - Nova Central

School #: 409 Indian River Academy

Number Operations



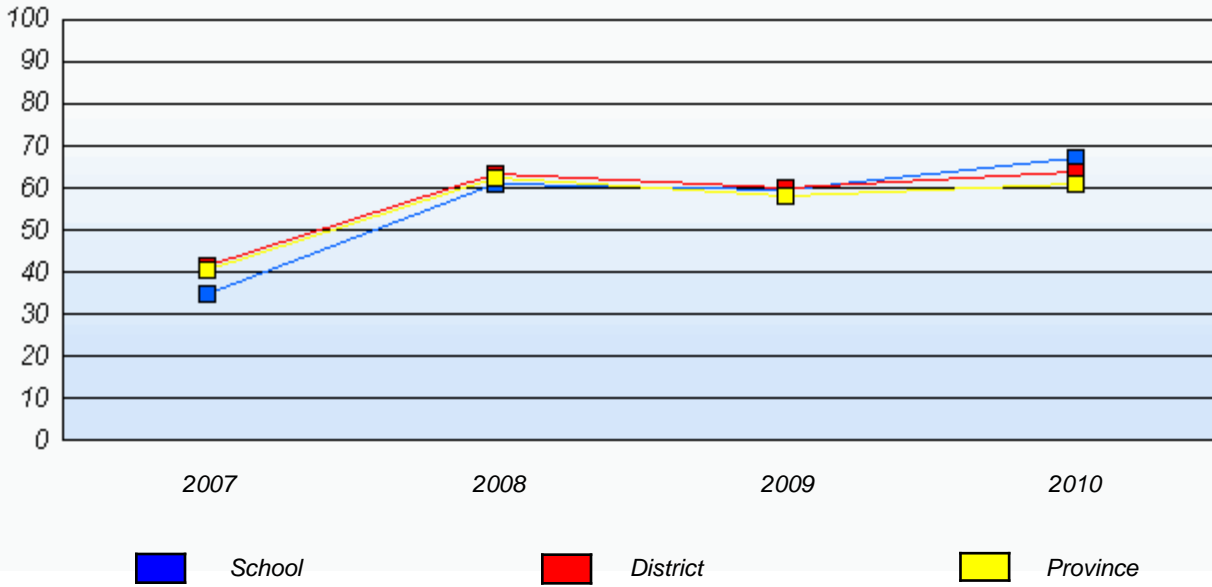
* In some cases, CRT numbers may exceed AGR numbers based on late enrolments. Pie chart is based on the number of students who wrote the CRT.

* Number Operations score is composite of Reasoning, Communication, Connections and Representations, and Problem Solving.

District 3 - Nova Central

School #: 409 Indian River Academy

Number Operations
 Percentage of students at level 3 or above (2007 - 2010)



* In some cases, CRT numbers may exceed AGR numbers based on late enrolments. Pie chart is based on the number of students who wrote the CRT.

* Number Operations score is composite of Reasoning, Communication, Connections and Representations, and Problem Solving.

District 3 - Nova Central

School #: 413 Holy Cross School Complex

Number Operations

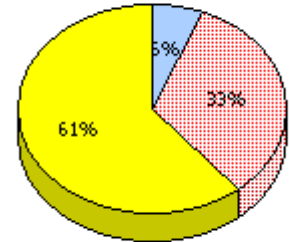
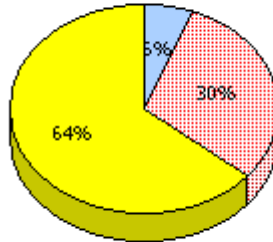
School

District

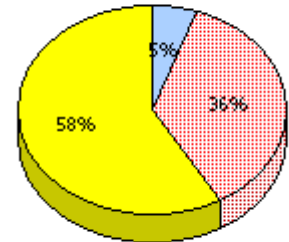
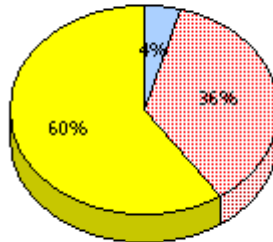
Province

2010
AGR (6)

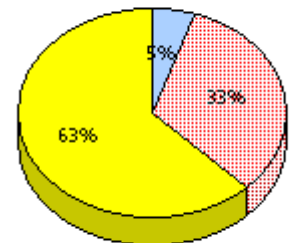
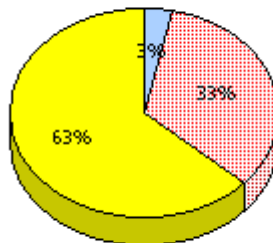
School data with 5 or fewer students withheld for reasons of confidentiality.



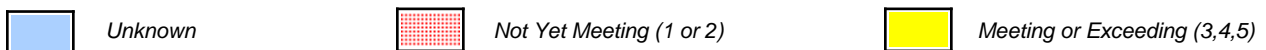
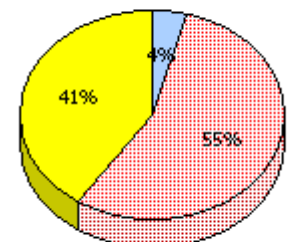
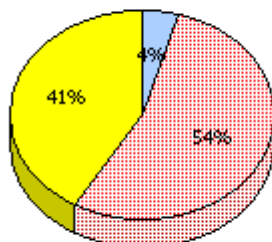
2009
AGR (4)



2008
AGR (6)



2007
AGR (10)



* In some cases, CRT numbers may exceed AGR numbers based on late enrolments. Pie chart is based on the number of students who wrote the CRT.

* Number Operations score is composite of Reasoning, Communication, Connections and Representations, and Problem Solving.

District 3 - Nova Central

School #: 413 Holy Cross School Complex

Number Operations

Percentage of students at level 3 or above (2007 - 2010)

School data with 5 or fewer students withheld for reasons of confidentiality.



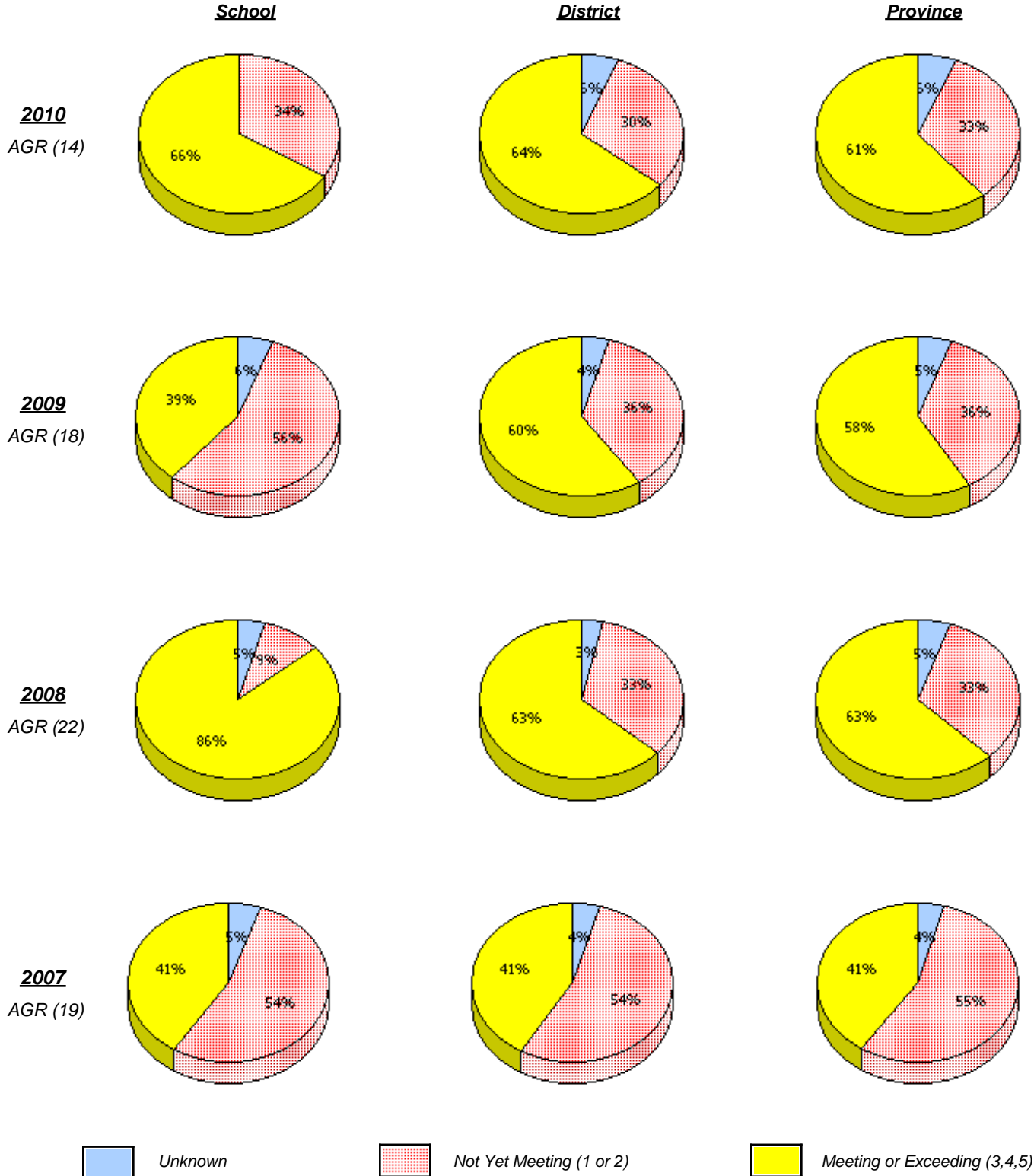
* In some cases, CRT numbers may exceed AGR numbers based on late enrolments. Pie chart is based on the number of students who wrote the CRT.

* Number Operations score is composite of Reasoning, Communication, Connections and Representations, and Problem Solving.

District 3 - Nova Central

School #: 414 Fogo Island Central Academy

Number Operations



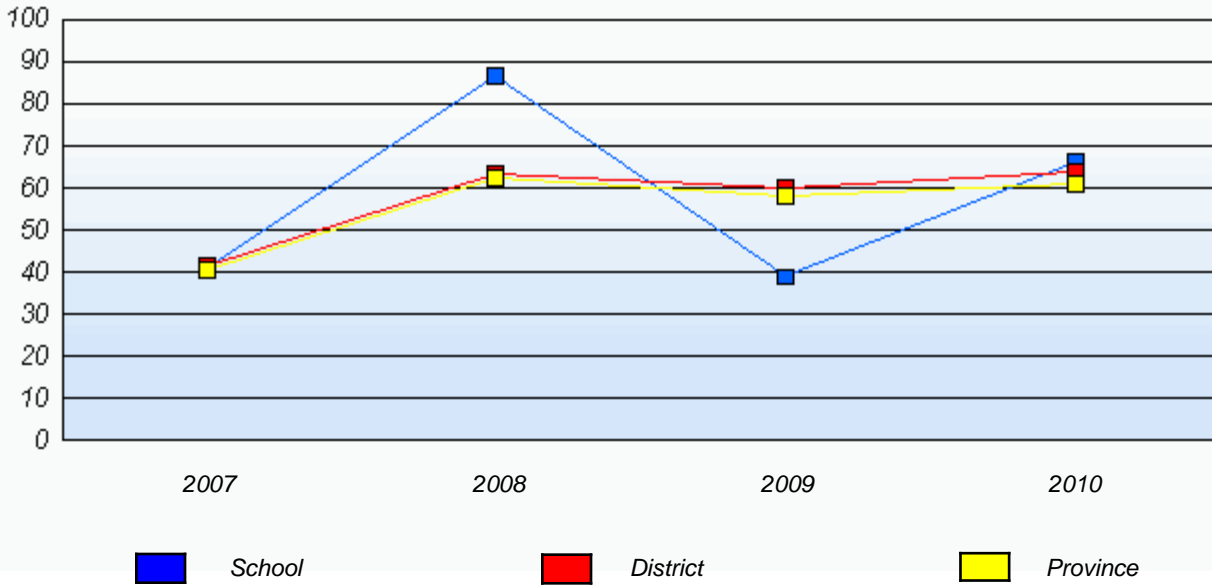
* In some cases, CRT numbers may exceed AGR numbers based on late enrolments. Pie chart is based on the number of students who wrote the CRT.

* Number Operations score is composite of Reasoning, Communication, Connections and Representations, and Problem Solving.

District 3 - Nova Central

School #: 414 Fogo Island Central Academy

Number Operations
 Percentage of students at level 3 or above (2007 - 2010)



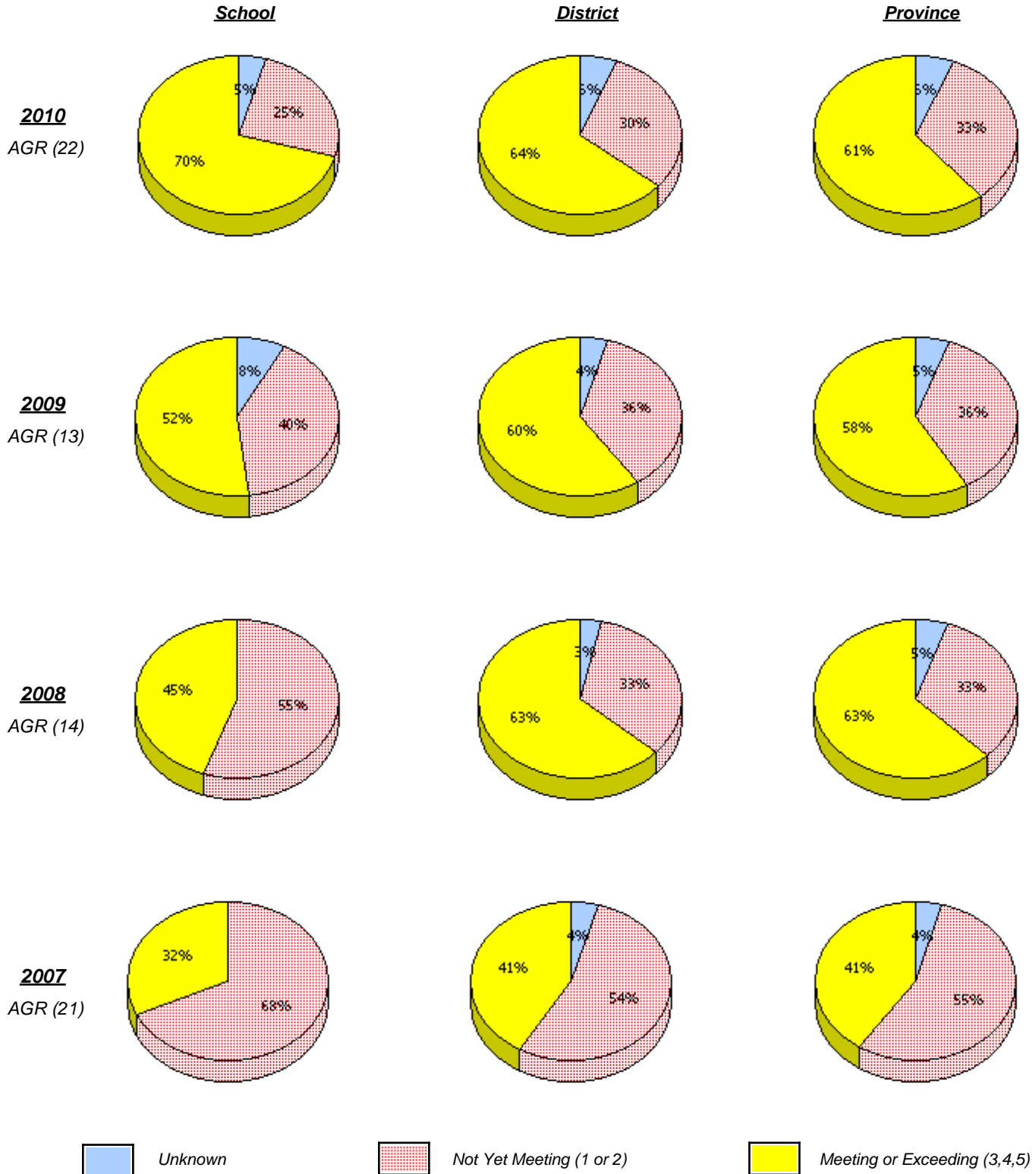
* In some cases, CRT numbers may exceed AGR numbers based on late enrolments. Pie chart is based on the number of students who wrote the CRT.

* Number Operations score is composite of Reasoning, Communication, Connections and Representations, and Problem Solving.

District 3 - Nova Central

School #: 416 Smallwood Academy

Number Operations



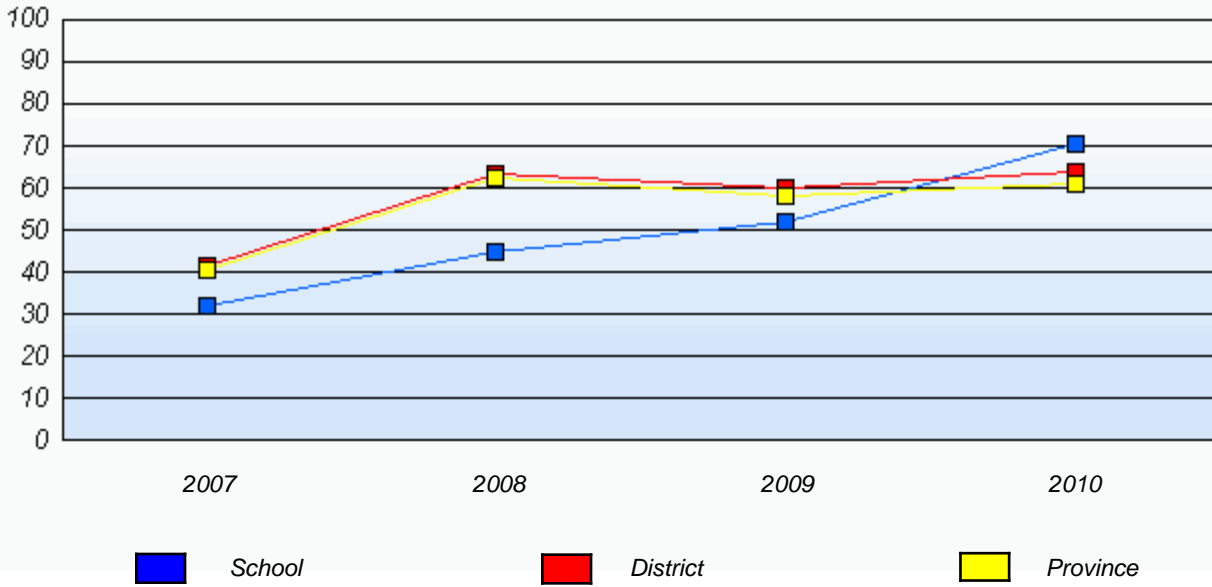
* In some cases, CRT numbers may exceed AGR numbers based on late enrolments. Pie chart is based on the number of students who wrote the CRT.

* Number Operations score is composite of Reasoning, Communication, Connections and Representations, and Problem Solving.

District 3 - Nova Central

School #: 416 Smallwood Academy

Number Operations
 Percentage of students at level 3 or above (2007 - 2010)



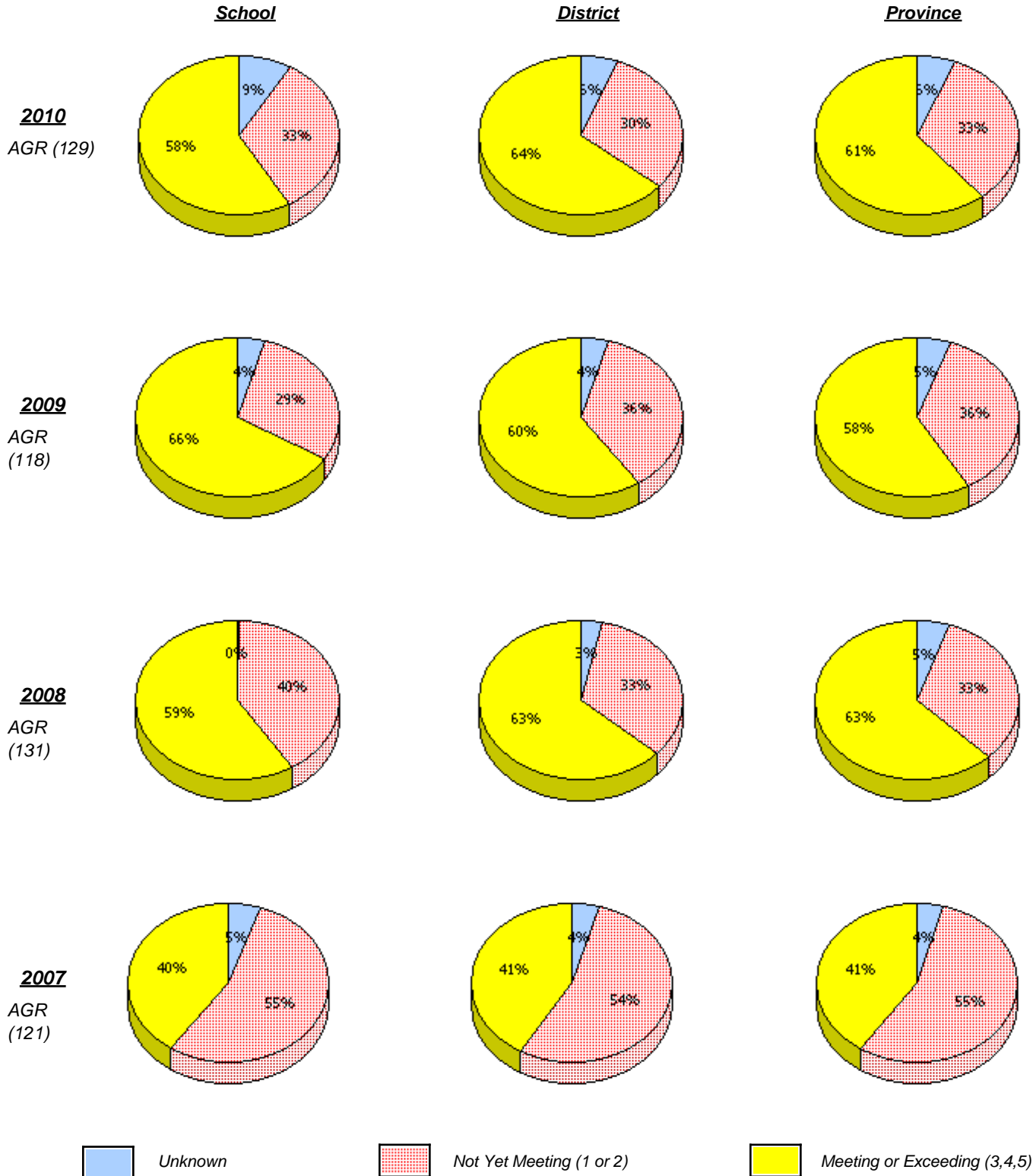
* In some cases, CRT numbers may exceed AGR numbers based on late enrolments. Pie chart is based on the number of students who wrote the CRT.

* Number Operations score is composite of Reasoning, Communication, Connections and Representations, and Problem Solving.

District 3 - Nova Central

School #: 417 Gander Academy

Number Operations



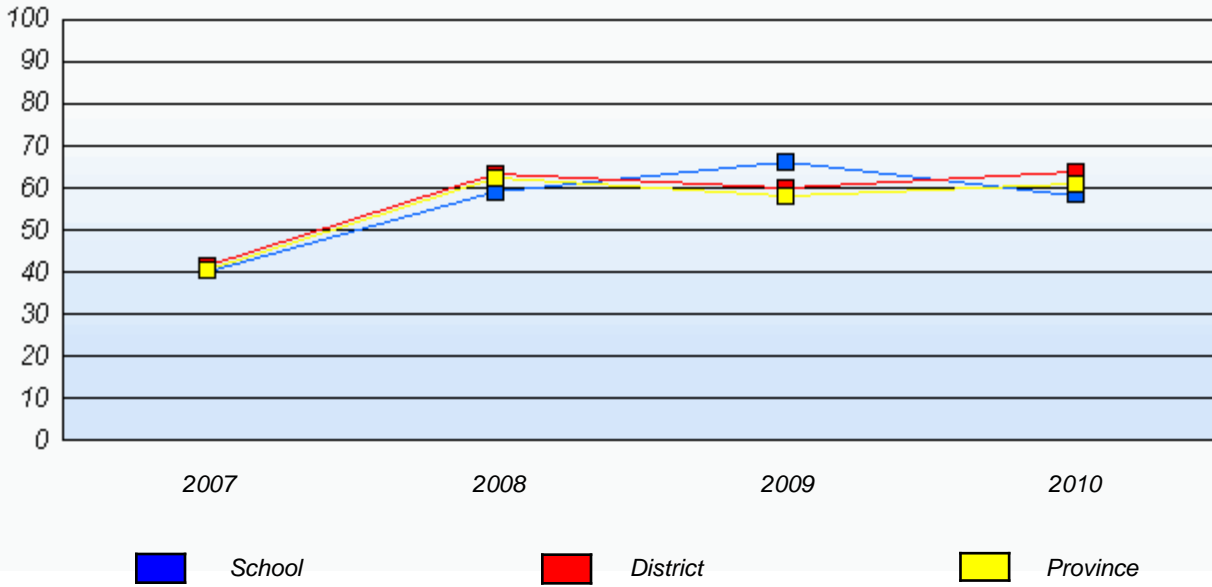
* In some cases, CRT numbers may exceed AGR numbers based on late enrolments. Pie chart is based on the number of students who wrote the CRT.

* Number Operations score is composite of Reasoning, Communication, Connections and Representations, and Problem Solving.

District 3 - Nova Central

School #: 417 Gander Academy

Number Operations
 Percentage of students at level 3 or above (2007 - 2010)



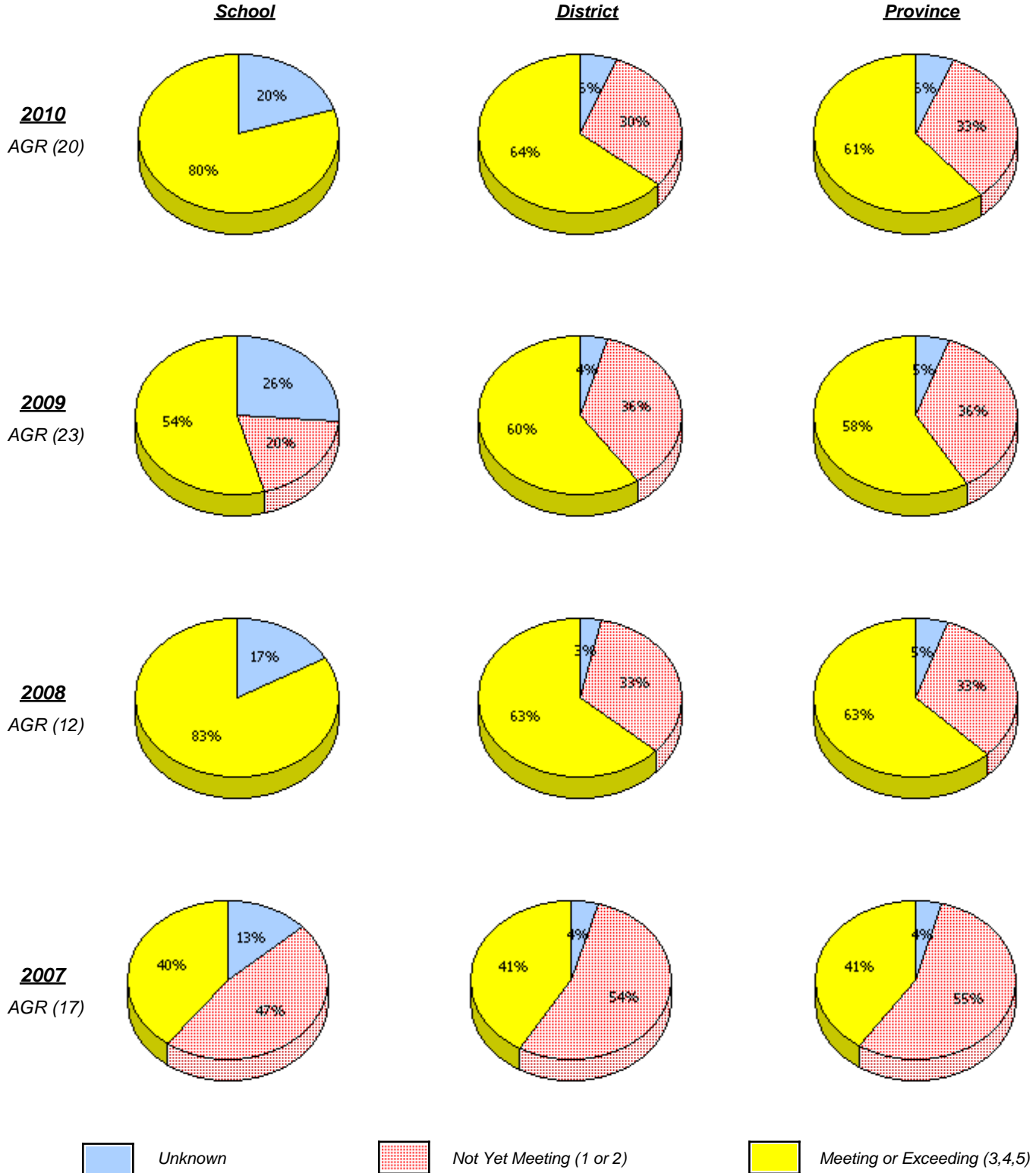
* In some cases, CRT numbers may exceed AGR numbers based on late enrolments. Pie chart is based on the number of students who wrote the CRT.

* Number Operations score is composite of Reasoning, Communication, Connections and Representations, and Problem Solving.

District 3 - Nova Central

School #: 421 Lakewood Academy

Number Operations



* In some cases, CRT numbers may exceed AGR numbers based on late enrolments. Pie chart is based on the number of students who wrote the CRT.

* Number Operations score is composite of Reasoning, Communication, Connections and Representations, and Problem Solving.

District 3 - Nova Central

School #: 421 Lakewood Academy

Number Operations
 Percentage of students at level 3 or above (2007 - 2010)



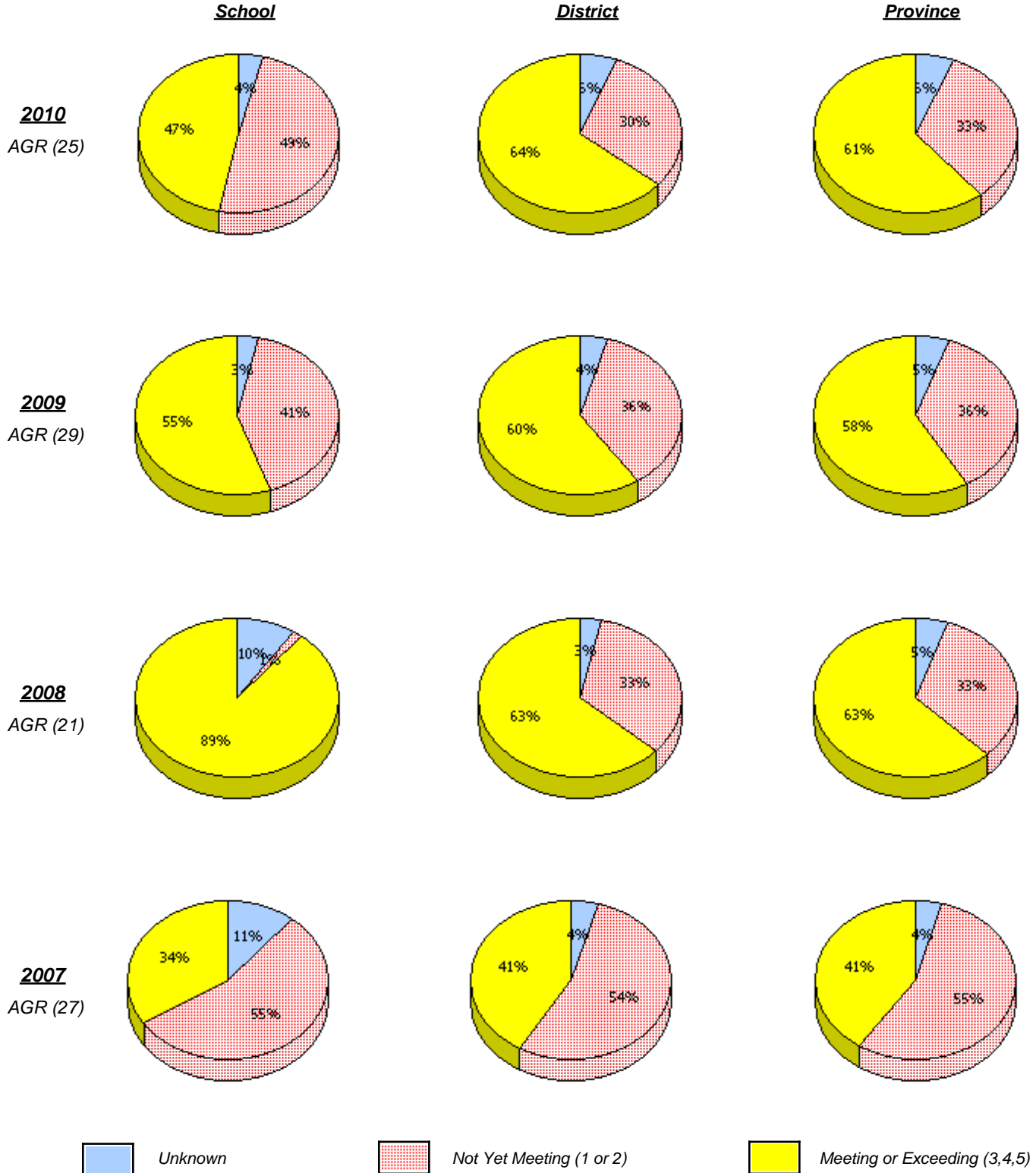
* In some cases, CRT numbers may exceed AGR numbers based on late enrolments. Pie chart is based on the number of students who wrote the CRT.

* Number Operations score is composite of Reasoning, Communication, Connections and Representations, and Problem Solving.

District 3 - Nova Central

School #: 422 Glovertown Academy

Number Operations



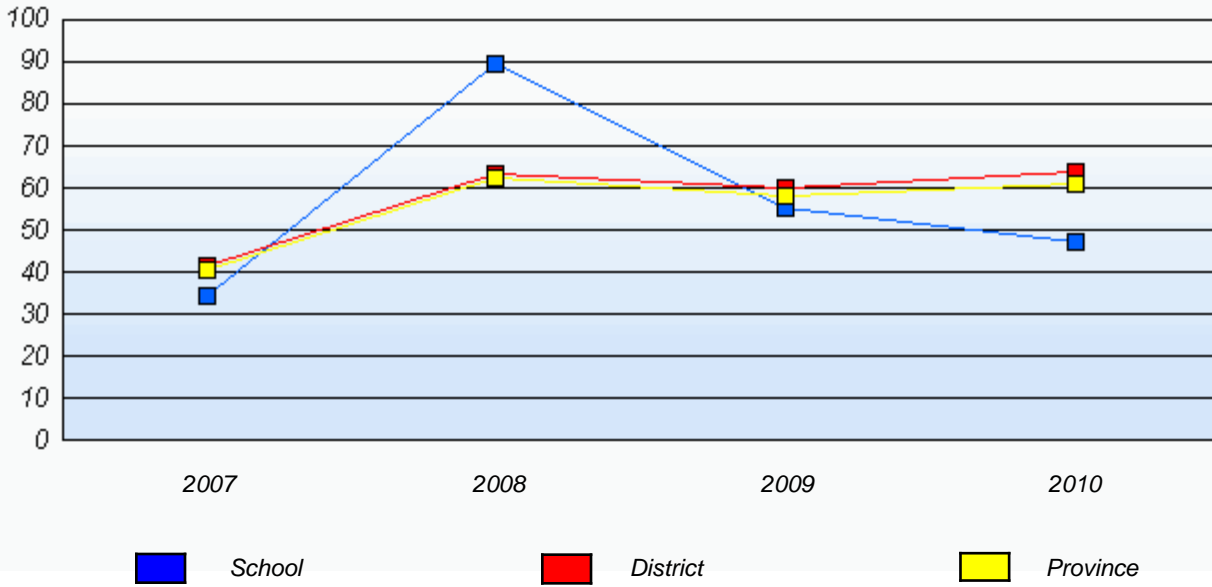
* In some cases, CRT numbers may exceed AGR numbers based on late enrolments. Pie chart is based on the number of students who wrote the CRT.

* Number Operations score is composite of Reasoning, Communication, Connections and Representations, and Problem Solving.

District 3 - Nova Central

School #: 422 Glovertown Academy

Number Operations
 Percentage of students at level 3 or above (2007 - 2010)



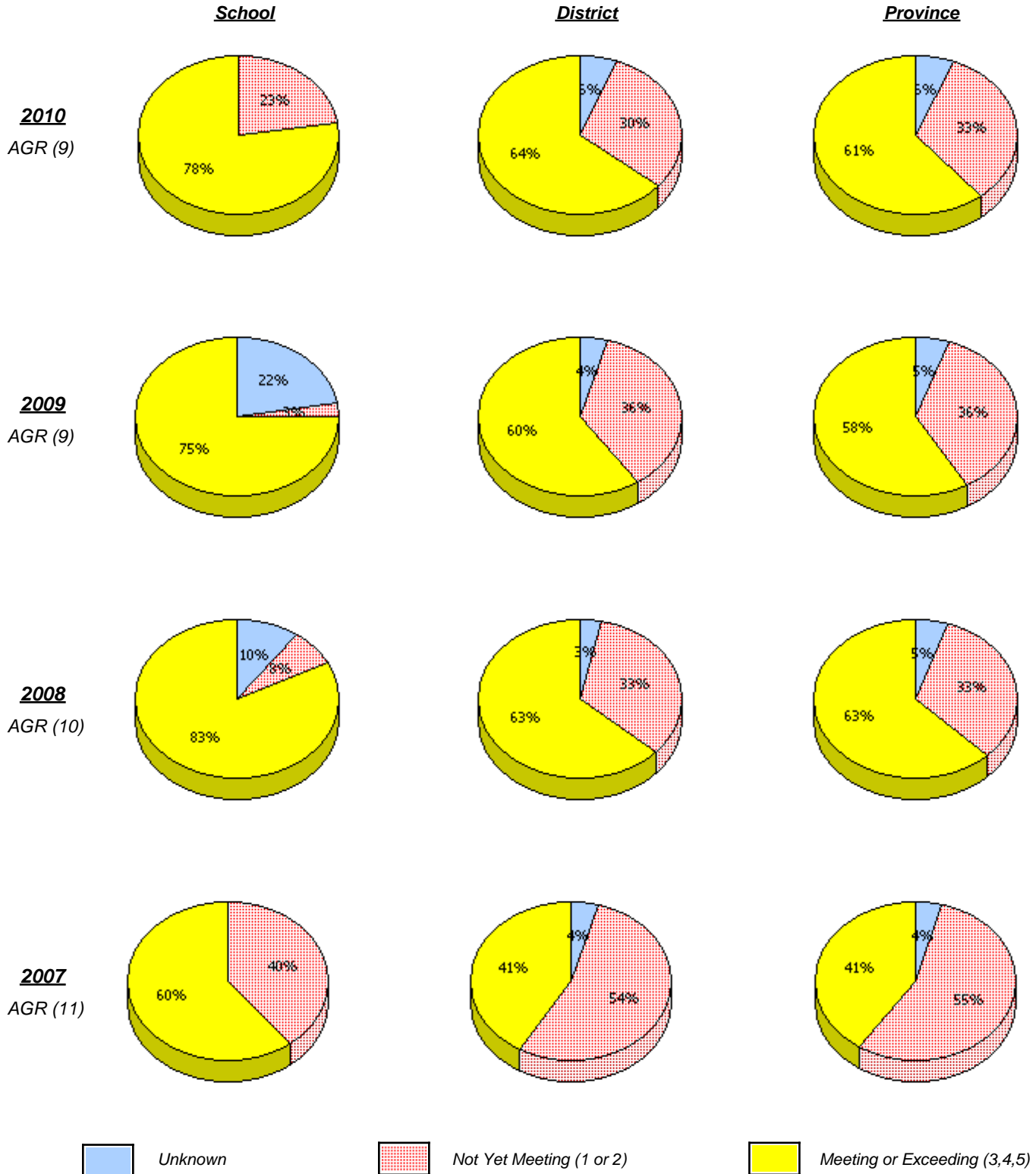
* In some cases, CRT numbers may exceed AGR numbers based on late enrolments. Pie chart is based on the number of students who wrote the CRT.

* Number Operations score is composite of Reasoning, Communication, Connections and Representations, and Problem Solving.

District 3 - Nova Central

School #: 426 Hillview Academy

Number Operations



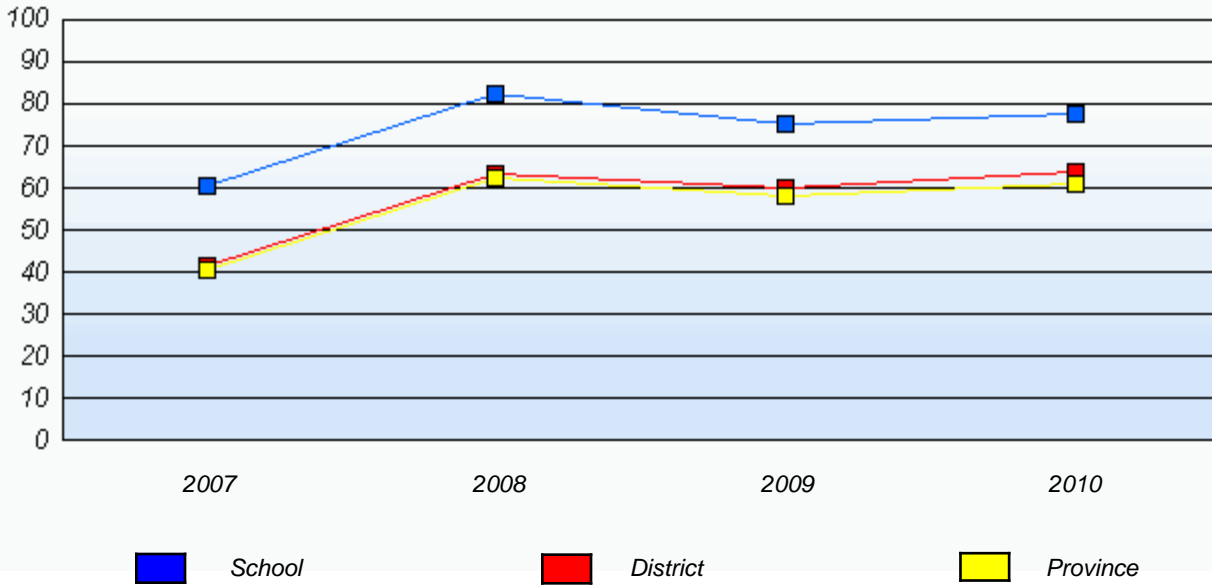
* In some cases, CRT numbers may exceed AGR numbers based on late enrolments. Pie chart is based on the number of students who wrote the CRT.

* Number Operations score is composite of Reasoning, Communication, Connections and Representations, and Problem Solving.

District 3 - Nova Central

School #: 426 Hillview Academy

Number Operations
 Percentage of students at level 3 or above (2007 - 2010)



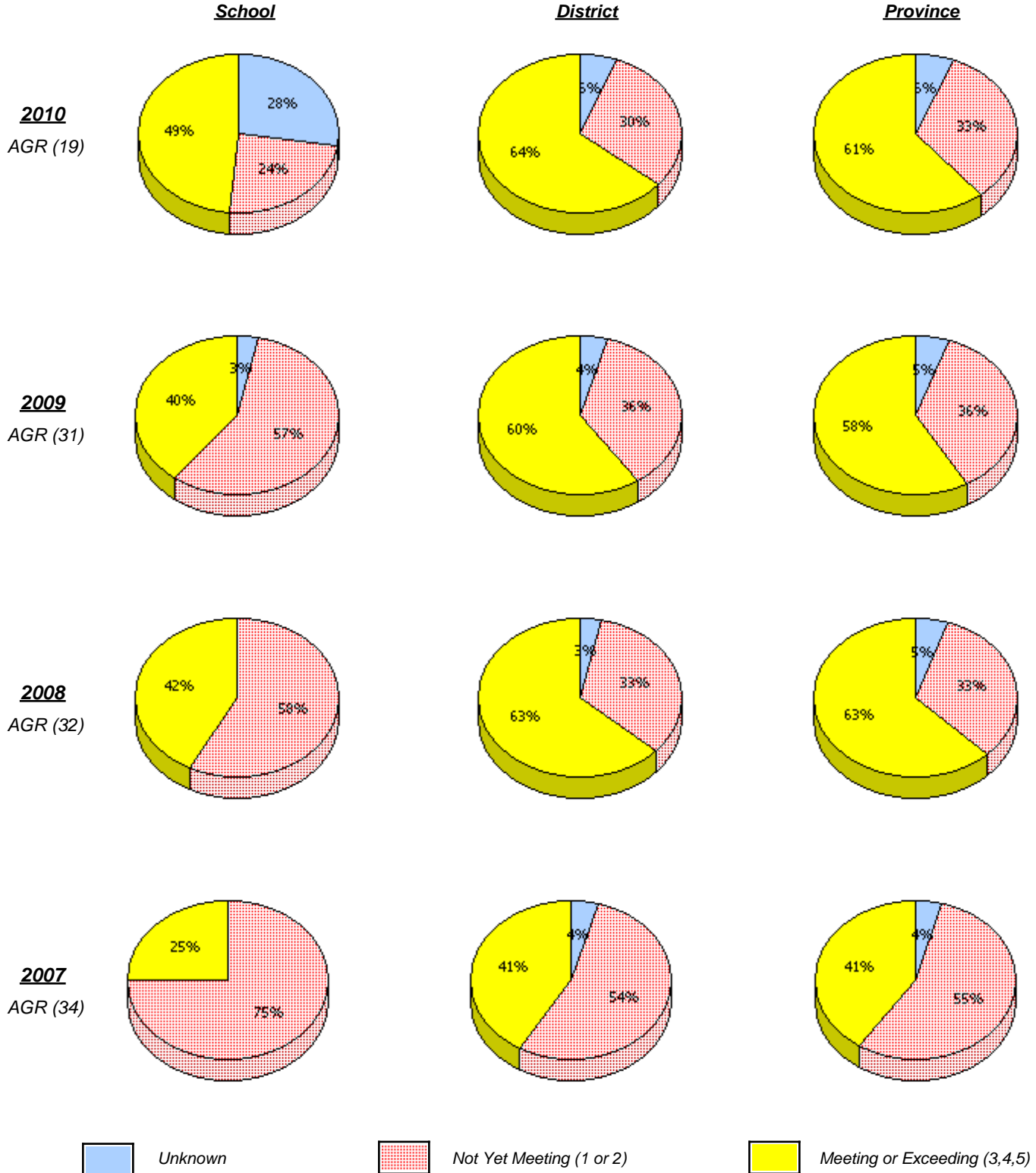
* In some cases, CRT numbers may exceed AGR numbers based on late enrolments. Pie chart is based on the number of students who wrote the CRT.

* Number Operations score is composite of Reasoning, Communication, Connections and Representations, and Problem Solving.

District 3 - Nova Central

School #: 478 New World Island Academy

Number Operations



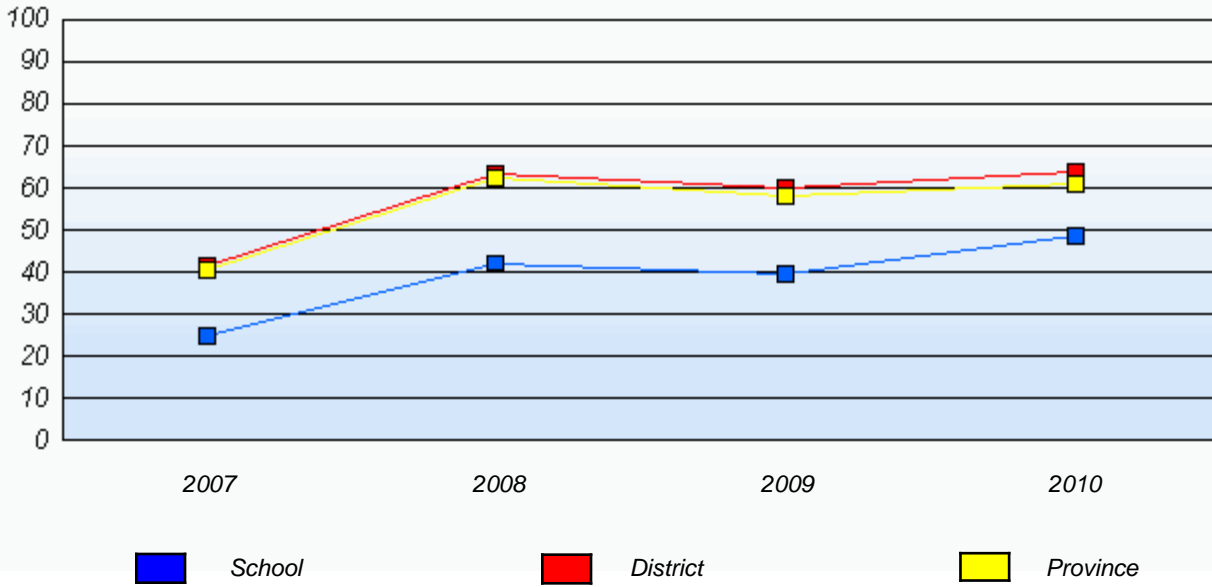
* In some cases, CRT numbers may exceed AGR numbers based on late enrolments. Pie chart is based on the number of students who wrote the CRT.

* Number Operations score is composite of Reasoning, Communication, Connections and Representations, and Problem Solving.

District 3 - Nova Central

School #: 478 New World Island Academy

Number Operations
 Percentage of students at level 3 or above (2007 - 2010)



* In some cases, CRT numbers may exceed AGR numbers based on late enrolments. Pie chart is based on the number of students who wrote the CRT.

* Number Operations score is composite of Reasoning, Communication, Connections and Representations, and Problem Solving.