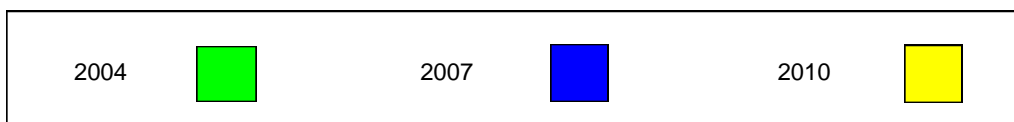
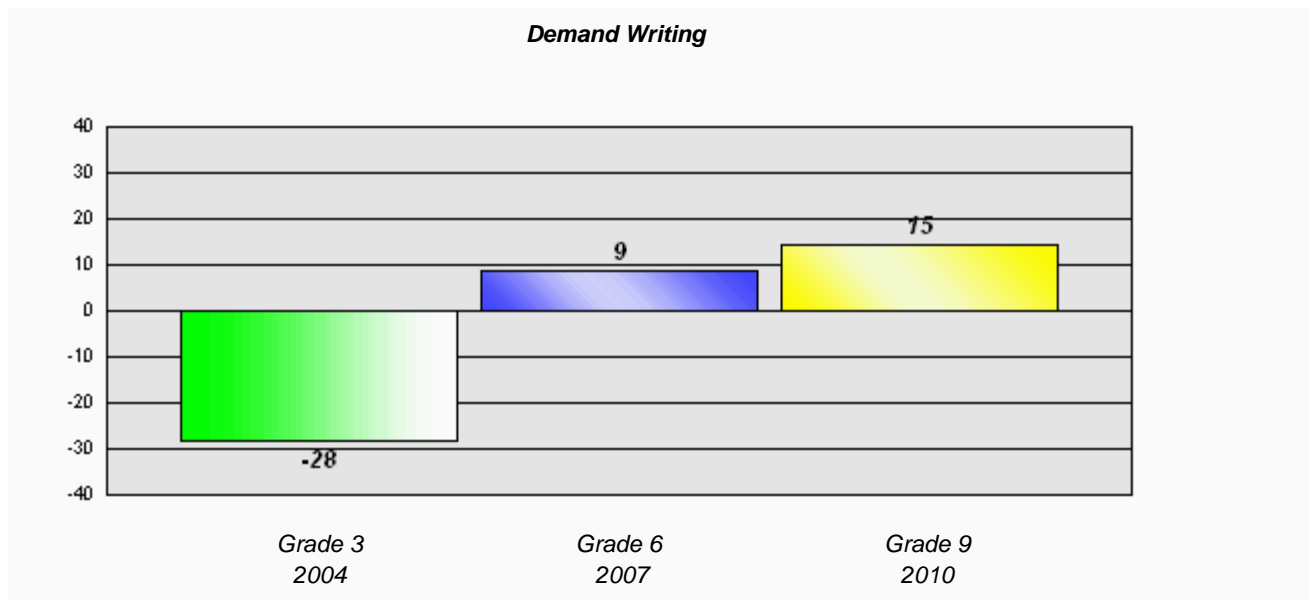
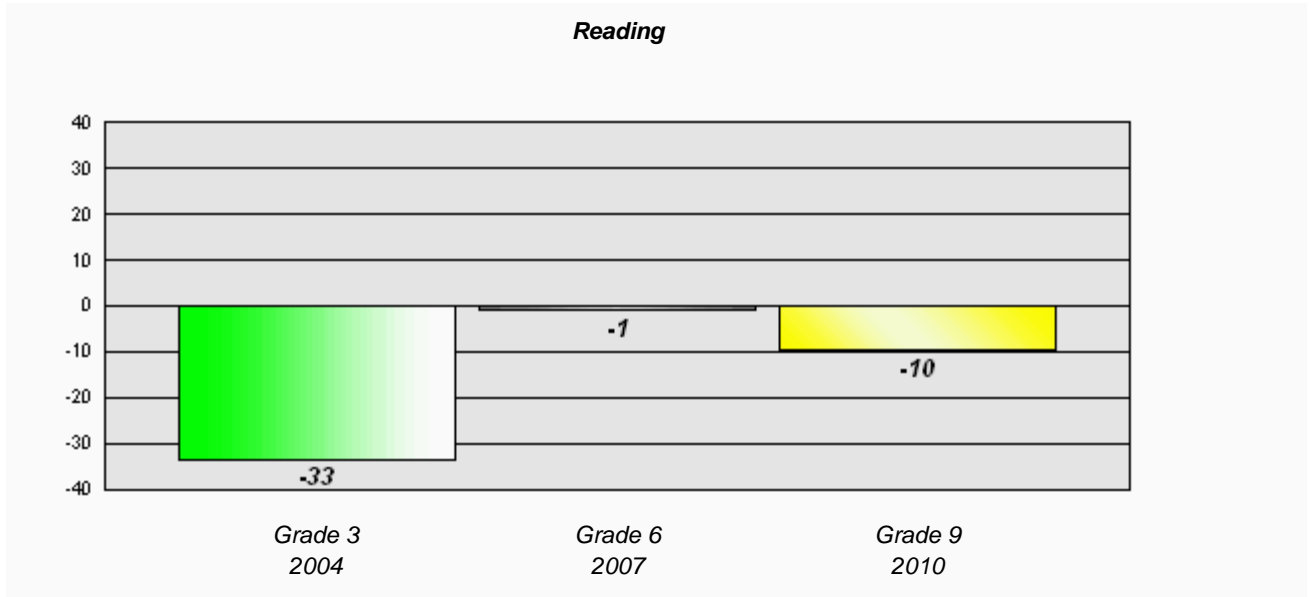


Total Grade 9(2010) students: 11

**Longitudinal
Cohort of students
Difference from Provincial Mean 2004 - 2007 - 2010**



* Reading score is composite of Information and Poetry.

Total Grade 9(2010) students: 5

**Longitudinal
Cohort of students
Difference from Provincial Mean 2004 - 2007 - 2010**

Reading

School data with 5 or fewer students withheld for reasons of confidentiality.

Grade 3
2004

Grade 6
2007

Grade 9
2010

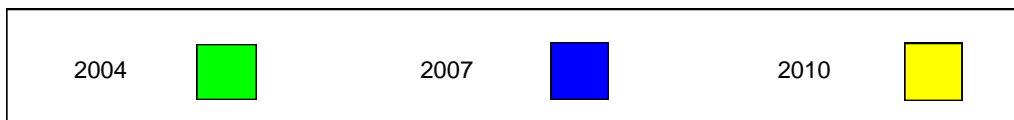
Demand Writing

School data with 5 or fewer students withheld for reasons of confidentiality.

Grade 3
2004

Grade 6
2007

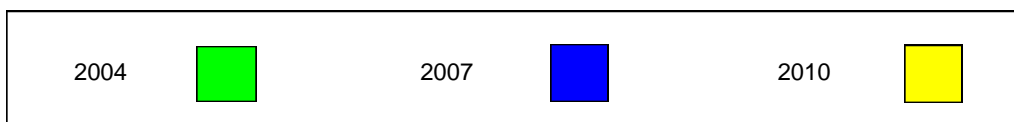
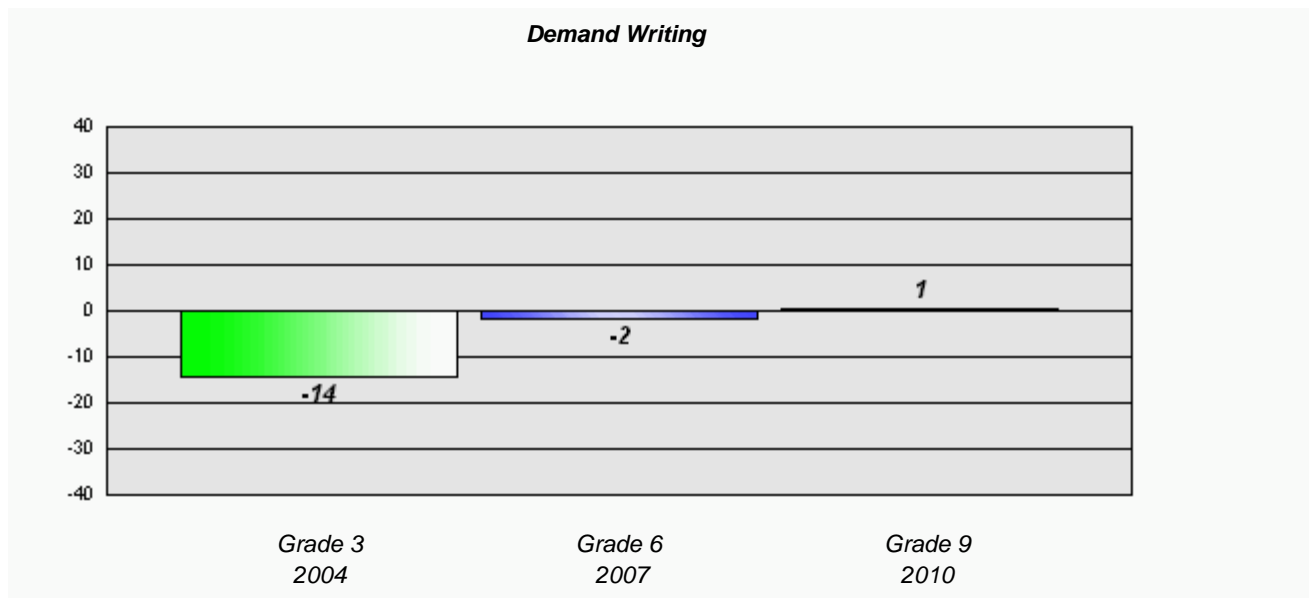
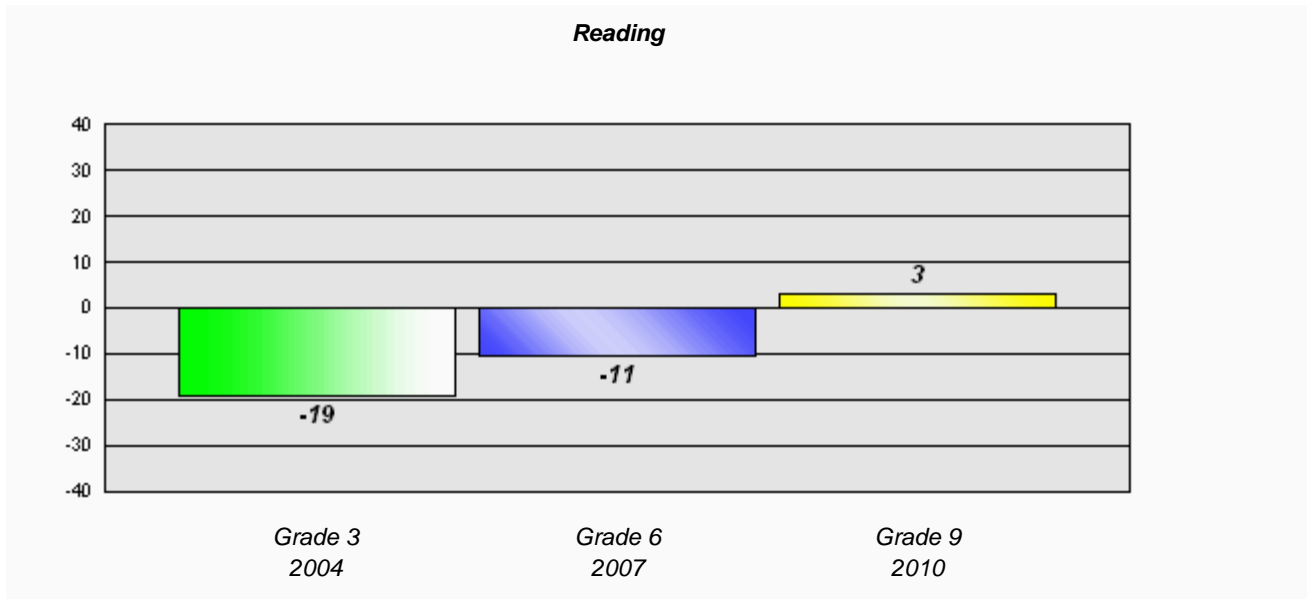
Grade 9
2010



* Reading score is composite of Information and Poetry.

Total Grade 9(2010) students: 107

**Longitudinal
Cohort of students
Difference from Provincial Mean 2004 - 2007 - 2010**



* Reading score is composite of Information and Poetry.

Total Grade 9(2010) students: 3

**Longitudinal
Cohort of students
Difference from Provincial Mean 2004 - 2007 - 2010**

Reading

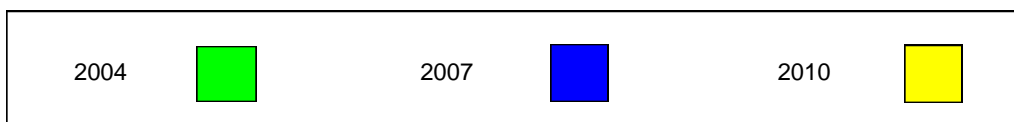
School data with 5 or fewer students withheld for reasons of confidentiality.

Grade 3 2004	Grade 6 2007	Grade 9 2010
-38		

Demand Writing

School data with 5 or fewer students withheld for reasons of confidentiality.

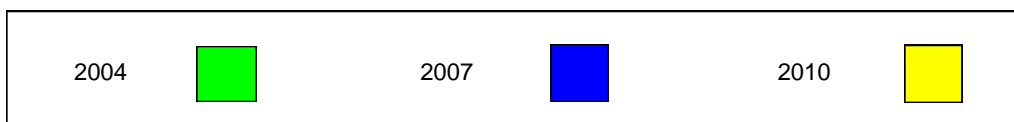
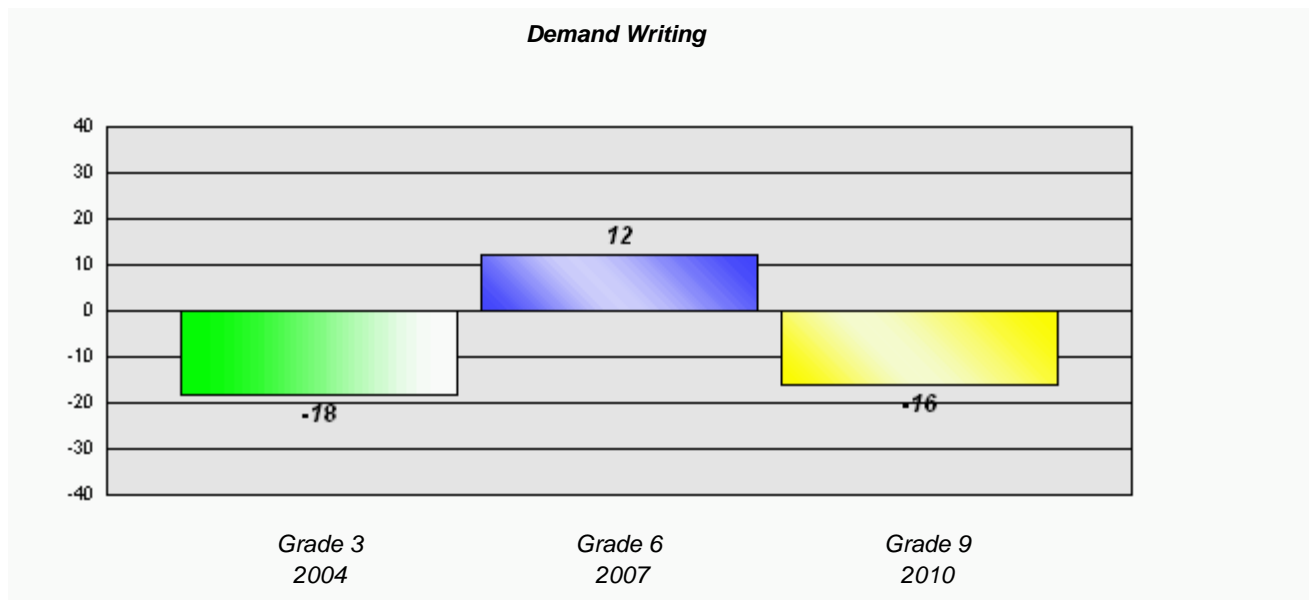
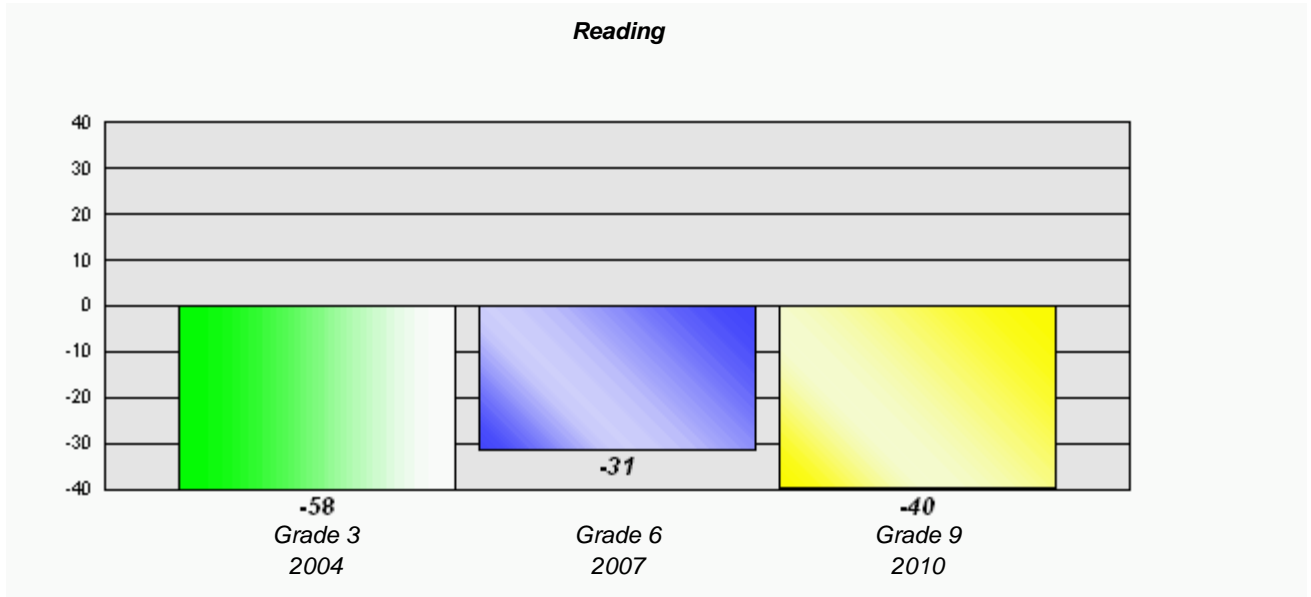
Grade 3 2004	Grade 6 2007	Grade 9 2010
-18		



* Reading score is composite of Information and Poetry.

Total Grade 9(2010) students: 13

**Longitudinal
Cohort of students
Difference from Provincial Mean 2004 - 2007 - 2010**



* Reading score is composite of Information and Poetry.

Total Grade 9(2010) students: 13

**Longitudinal
Cohort of students
Difference from Provincial Mean 2004 - 2007 - 2010**

Reading

School data with 5 or fewer students withheld for reasons of confidentiality.

Grade 3
2004

Grade 6
2007

Grade 9
2010

Demand Writing

School data with 5 or fewer students withheld for reasons of confidentiality.

Grade 3
2004

Grade 6
2007

Grade 9
2010

2004



2007



2010



* Reading score is composite of Information and Poetry.

Total Grade 9(2010) students: 3

**Longitudinal
Cohort of students
Difference from Provincial Mean 2004 - 2007 - 2010**

Reading

School data with 5 or fewer students withheld for reasons of confidentiality.

Grade 3
2004

Grade 6
2007

Grade 9
2010

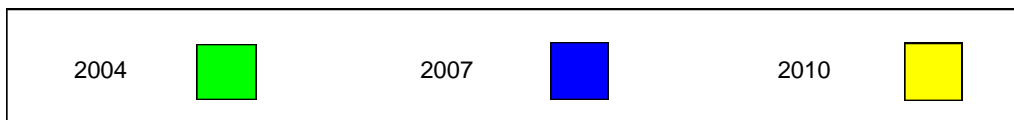
Demand Writing

School data with 5 or fewer students withheld for reasons of confidentiality.

Grade 3
2004

Grade 6
2007

Grade 9
2010



* Reading score is composite of Information and Poetry.

Total Grade 9(2010) students: 2

**Longitudinal
Cohort of students
Difference from Provincial Mean 2004 - 2007 - 2010**

Reading

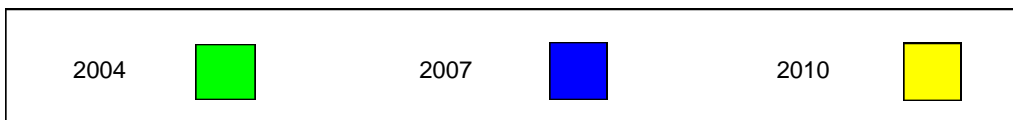
School data with 5 or fewer students withheld for reasons of confidentiality.

-08 Grade 3 2004	-08 Grade 6 2007	-13 Grade 9 2010
-------------------------------	-------------------------------	-------------------------------

Demand Writing

School data with 5 or fewer students withheld for reasons of confidentiality.

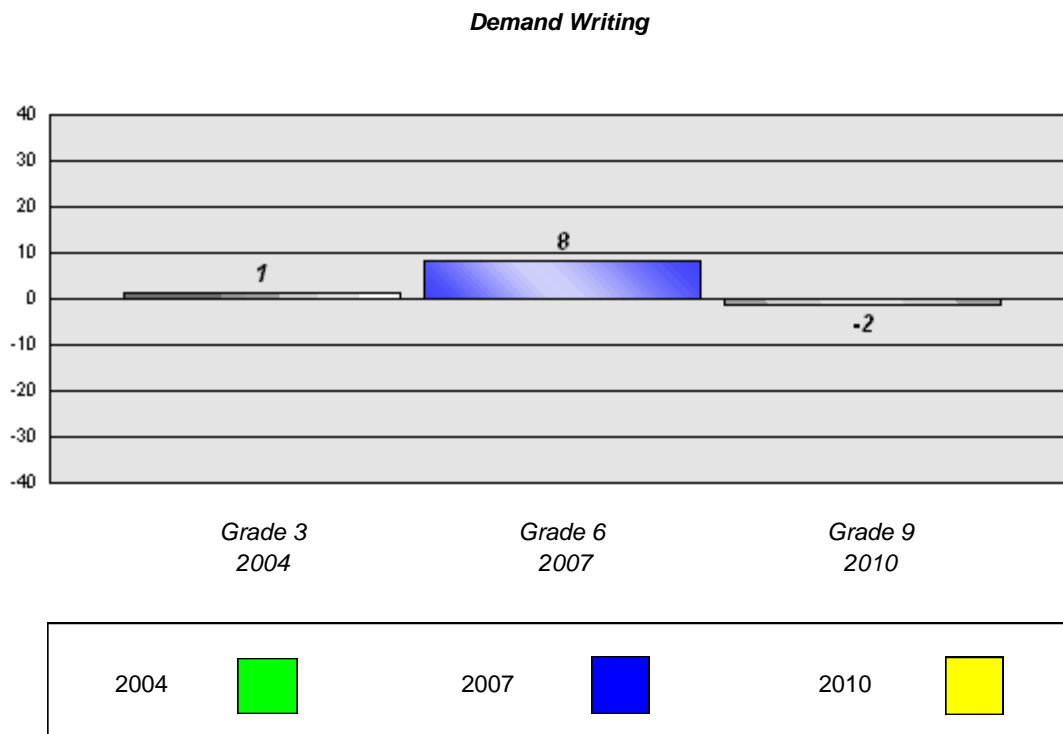
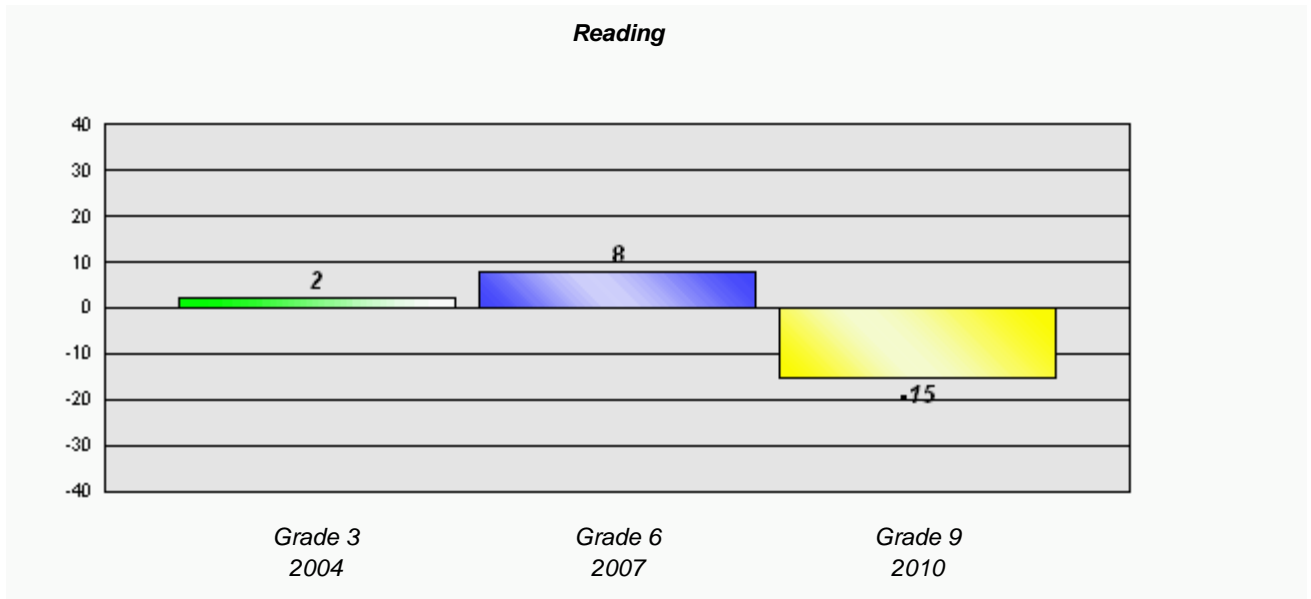
-18 Grade 3 2004	Grade 6 2007	Grade 9 2010
-------------------------------	-----------------	-----------------



* Reading score is composite of Information and Poetry.

Total Grade 9(2010) students: 81

**Longitudinal
Cohort of students
Difference from Provincial Mean 2004 - 2007 - 2010**



* Reading score is composite of Information and Poetry.