

Total Grade 3(2010) students: 2


**Longitudinal
Cohort of students
Difference from Provincial Mean 2009 - 2010**

Reading

School data with 5 or fewer students withheld for reasons of confidentiality.

Grade 2 (2009) Reading Record

Grade 3 (2010) CRT



Total Grade 3(2010) students: 1


**Longitudinal
Cohort of students
Difference from Provincial Mean 2009 - 2010**

Reading

School data with 5 or fewer students withheld for reasons of confidentiality.

Grade 2 (2009) Reading Record

Grade 3 (2010) CRT



Total Grade 3(2010) students: 1


**Longitudinal
Cohort of students
Difference from Provincial Mean 2009 - 2010**

Reading

School data with 5 or fewer students withheld for reasons of confidentiality.

Grade 2 (2009) Reading Record

Grade 3 (2010) CRT



Total Grade 3(2010) students: 3

**Longitudinal
Cohort of students
Difference from Provincial Mean 2009 - 2010**

Reading

School data with 5 or fewer students withheld for reasons of confidentiality.

Grade 2 (2009) Reading Record


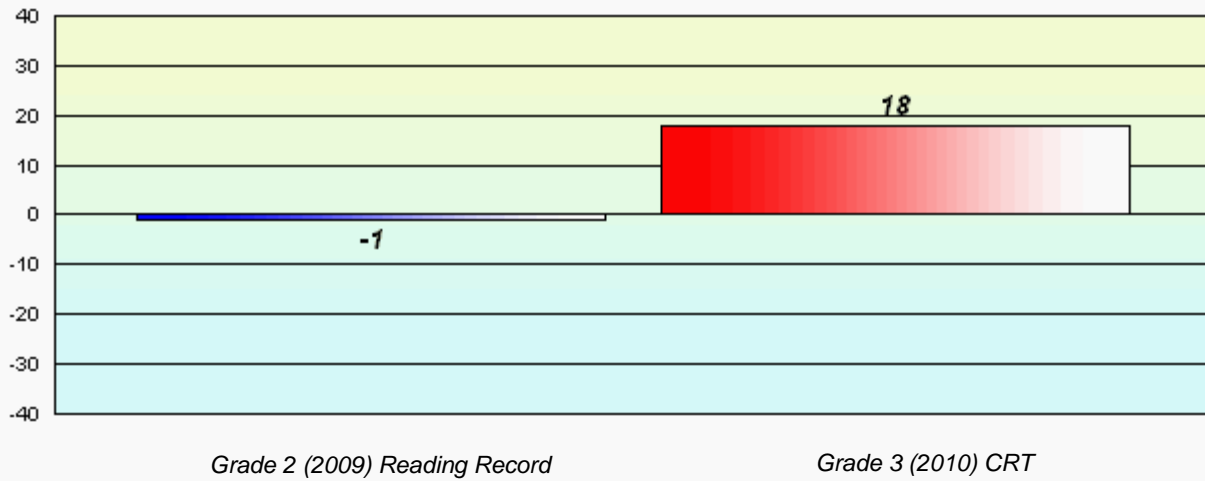
Grade 3 (2010) CRT



Total Grade 3(2010) students: 16

**Longitudinal
Cohort of students
Difference from Provincial Mean 2009 - 2010**

Reading



Total Grade 3(2010) students: 3


**Longitudinal
Cohort of students
Difference from Provincial Mean 2009 - 2010**

Reading

School data with 5 or fewer students withheld for reasons of confidentiality.

Grade 2 (2009) Reading Record

Grade 3 (2010) CRT



Total Grade 3(2010) students: 4


**Longitudinal
Cohort of students
Difference from Provincial Mean 2009 - 2010**

Reading

School data with 5 or fewer students withheld for reasons of confidentiality.

Grade 2 (2009) Reading Record

Grade 3 (2010) CRT



Total Grade 3(2010) students: 3


**Longitudinal
Cohort of students
Difference from Provincial Mean 2009 - 2010**

Reading

School data with 5 or fewer students withheld for reasons of confidentiality.

Grade 2 (2009) Reading Record

Grade 3 (2010) CRT



Total Grade 3(2010) students: 5


**Longitudinal
Cohort of students
Difference from Provincial Mean 2009 - 2010**

Reading

School data with 5 or fewer students withheld for reasons of confidentiality.

Grade 2 (2009) Reading Record

Grade 3 (2010) CRT



Total Grade 3(2010) students: 2


**Longitudinal
Cohort of students
Difference from Provincial Mean 2009 - 2010**

Reading

School data with 5 or fewer students withheld for reasons of confidentiality.

Grade 2 (2009) Reading Record


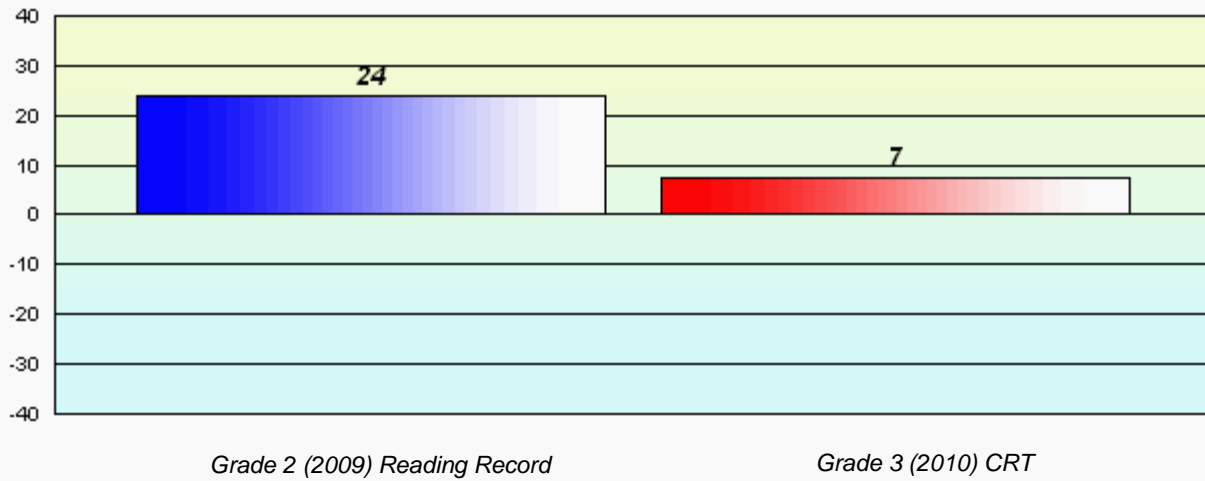
Grade 3 (2010) CRT



Total Grade 3(2010) students: 6

**Longitudinal
Cohort of students
Difference from Provincial Mean 2009 - 2010**

Reading



Total Grade 3(2010) students: 5

**Longitudinal
Cohort of students
Difference from Provincial Mean 2009 - 2010**

Reading

School data with 5 or fewer students withheld for reasons of confidentiality.

Grade 2 (2009) Reading Record

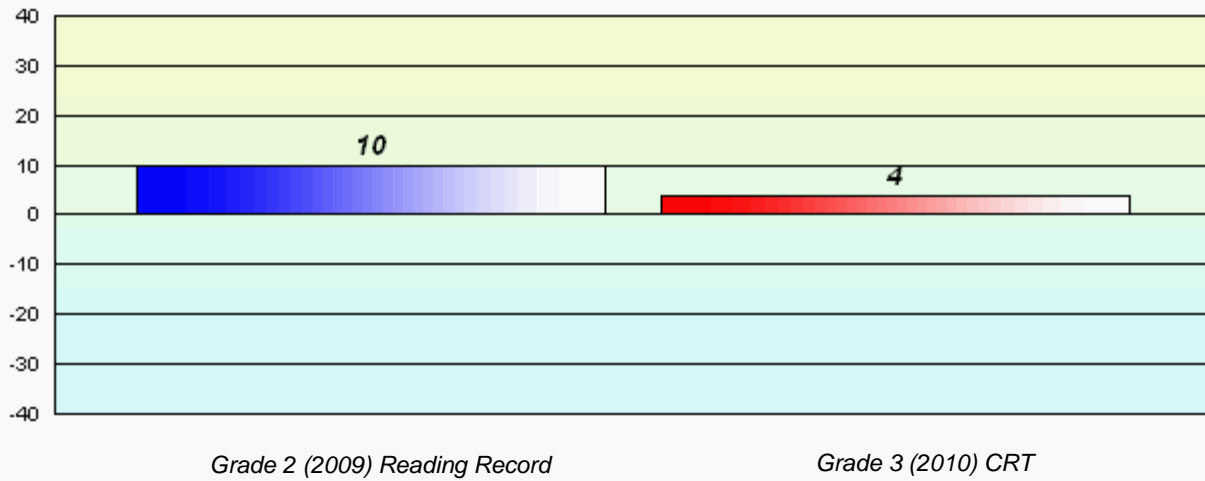
Grade 3 (2010) CRT



Total Grade 3(2010) students: 10

**Longitudinal
Cohort of students
Difference from Provincial Mean 2009 - 2010**

Reading



Total Grade 3(2010) students: 2


**Longitudinal
Cohort of students
Difference from Provincial Mean 2009 - 2010**

Reading

School data with 5 or fewer students withheld for reasons of confidentiality.

Grade 2 (2009) Reading Record


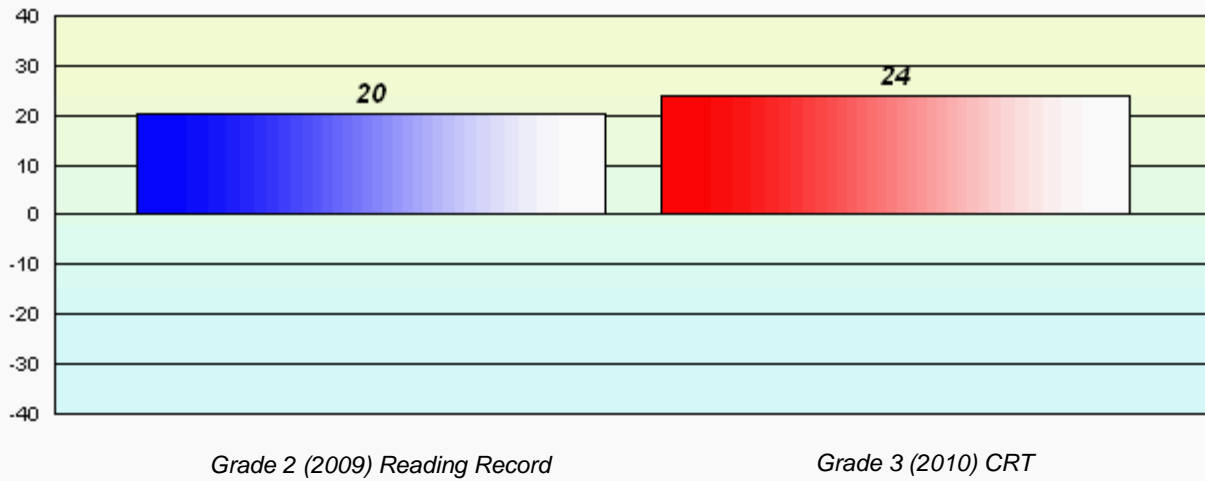
Grade 3 (2010) CRT



Total Grade 3(2010) students: 27

**Longitudinal
Cohort of students
Difference from Provincial Mean 2009 - 2010**

Reading



Total Grade 3(2010) students: 2


**Longitudinal
Cohort of students
Difference from Provincial Mean 2009 - 2010**

Reading

School data with 5 or fewer students withheld for reasons of confidentiality.

Grade 2 (2009) Reading Record

Grade 3 (2010) CRT



Total Grade 3(2010) students: 1


**Longitudinal
Cohort of students
Difference from Provincial Mean 2009 - 2010**

Reading

School data with 5 or fewer students withheld for reasons of confidentiality.

Grade 2 (2009) Reading Record


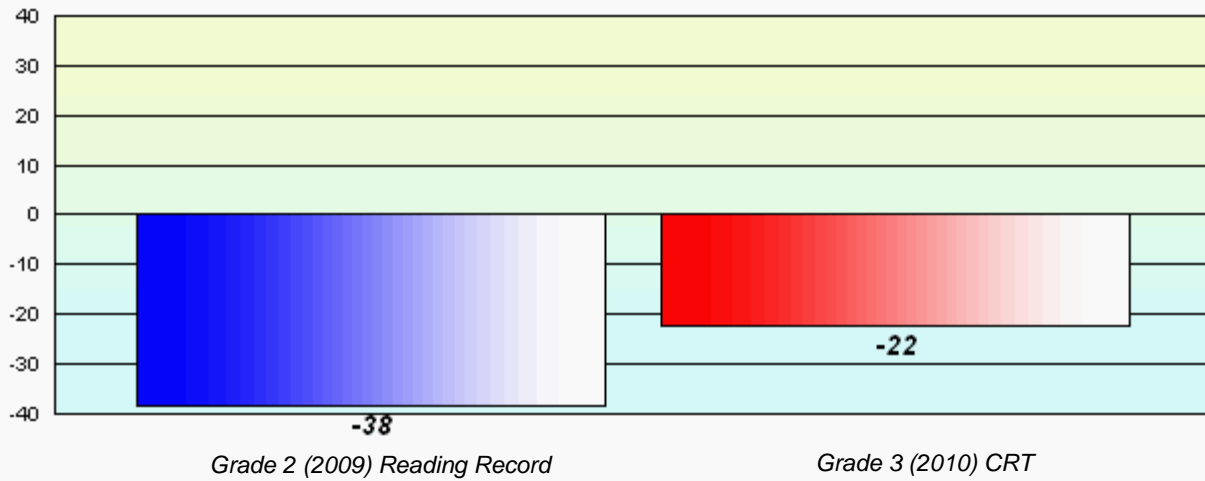
Grade 3 (2010) CRT



Total Grade 3(2010) students: 13

**Longitudinal
Cohort of students
Difference from Provincial Mean 2009 - 2010**


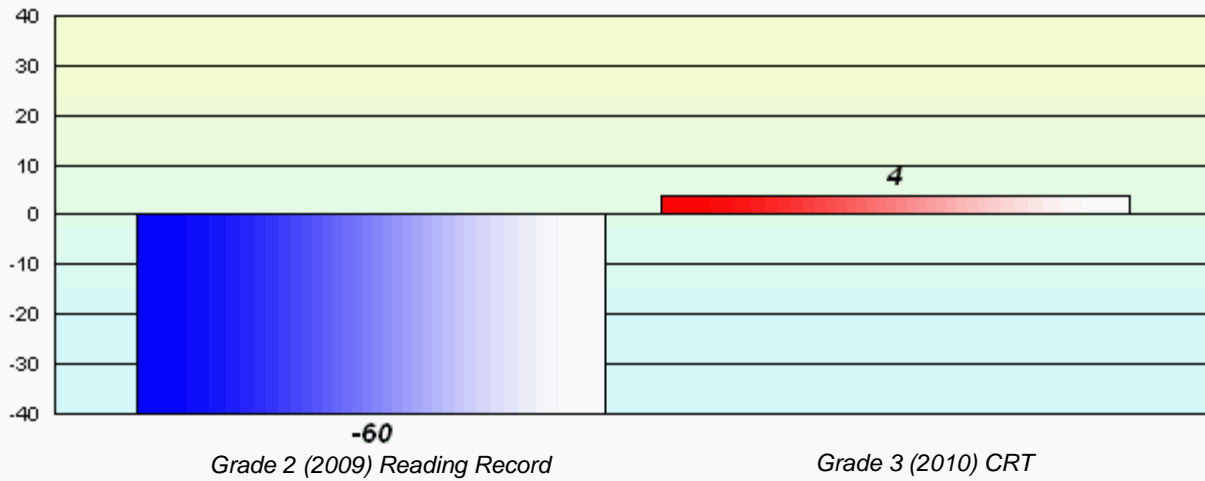
Reading



Total Grade 3(2010) students: 15

**Longitudinal
Cohort of students
Difference from Provincial Mean 2009 - 2010**

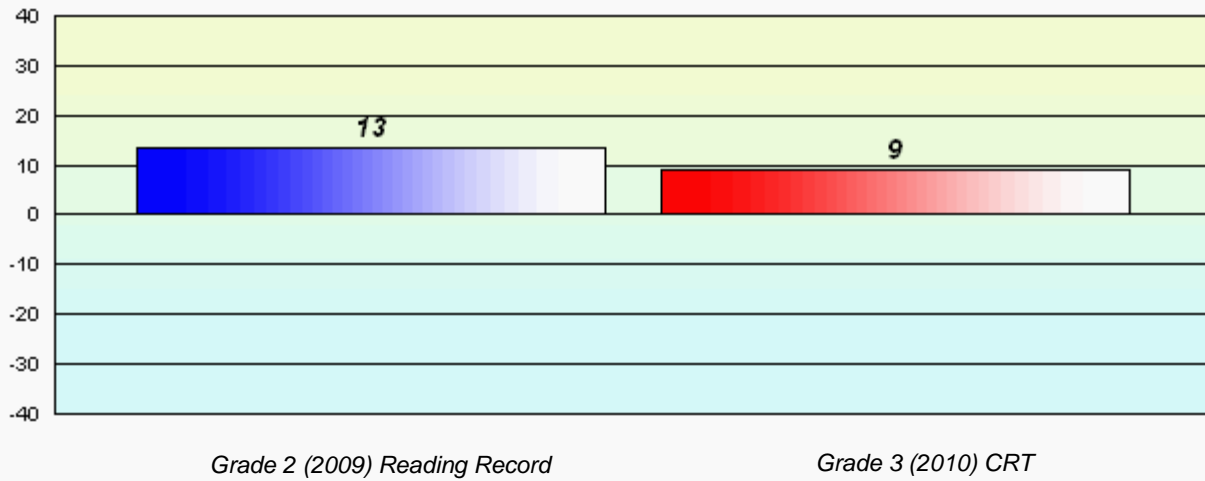
Reading



Total Grade 3(2010) students: 54

**Longitudinal
Cohort of students
Difference from Provincial Mean 2009 - 2010**


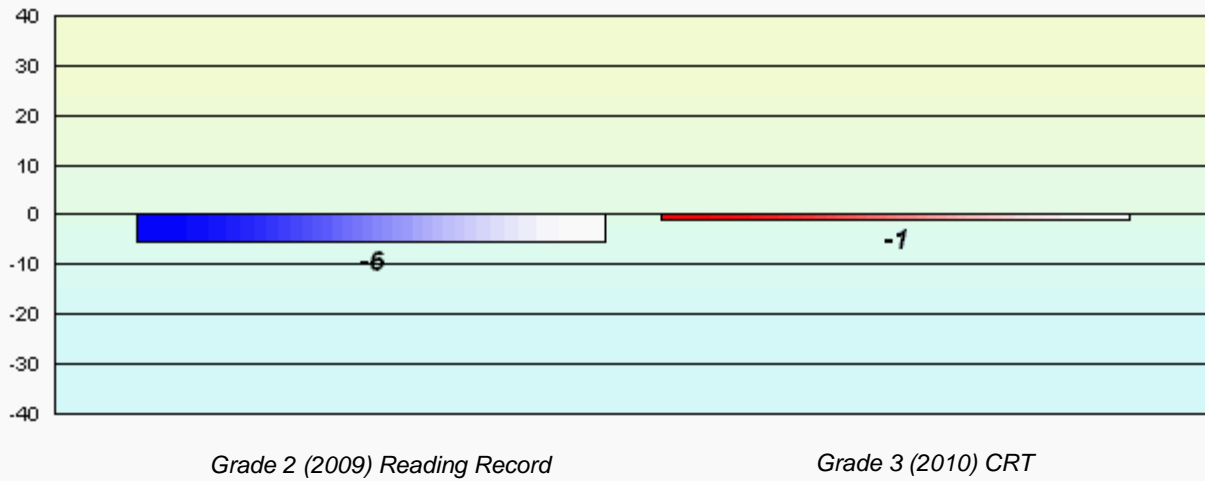
Reading



Total Grade 3(2010) students: 48

**Longitudinal
Cohort of students
Difference from Provincial Mean 2009 - 2010**


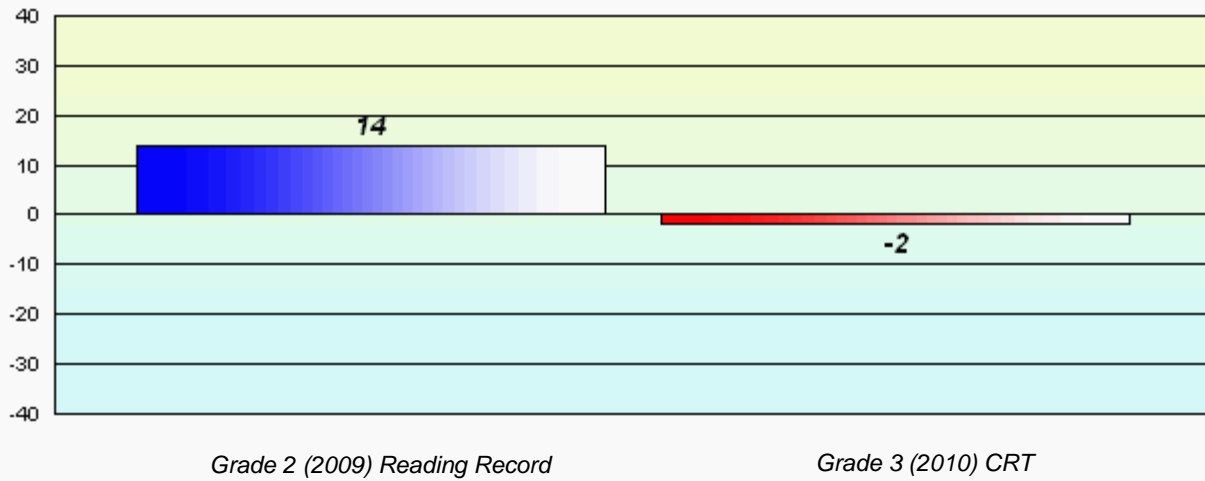
Reading



Total Grade 3(2010) students: 35

**Longitudinal
Cohort of students
Difference from Provincial Mean 2009 - 2010**


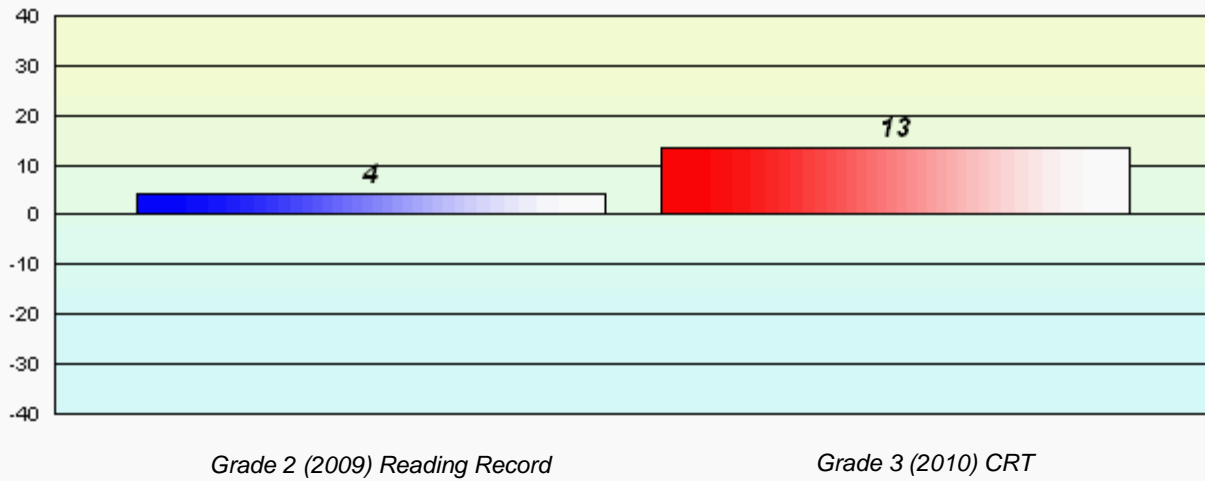
Reading



Total Grade 3(2010) students: 19

**Longitudinal
Cohort of students
Difference from Provincial Mean 2009 - 2010**

Reading



Total Grade 3(2010) students: 2


**Longitudinal
Cohort of students
Difference from Provincial Mean 2009 - 2010**

Reading

School data with 5 or fewer students withheld for reasons of confidentiality.

Grade 2 (2009) Reading Record


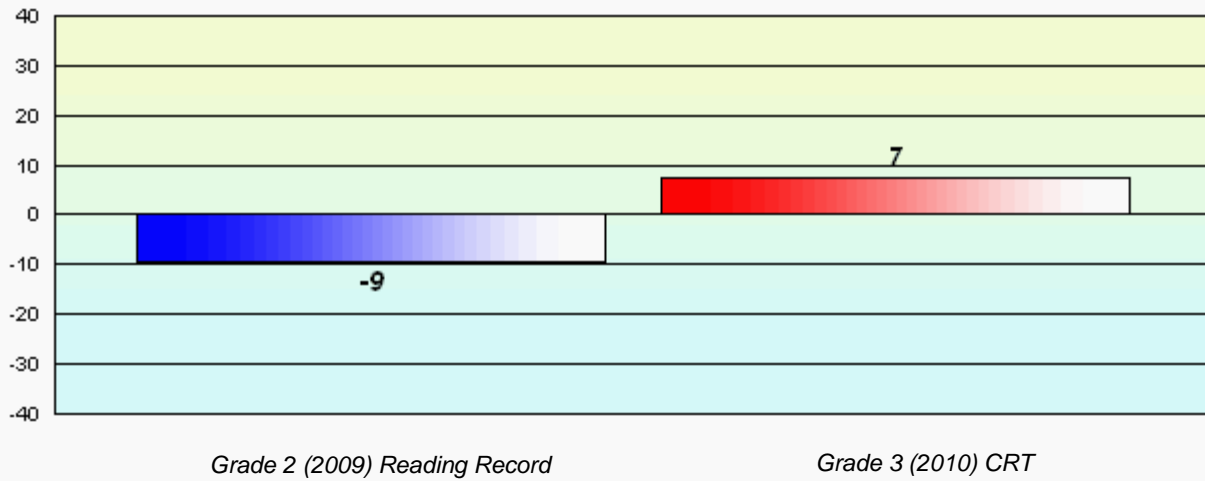
Grade 3 (2010) CRT



Total Grade 3(2010) students: 6

**Longitudinal
Cohort of students
Difference from Provincial Mean 2009 - 2010**


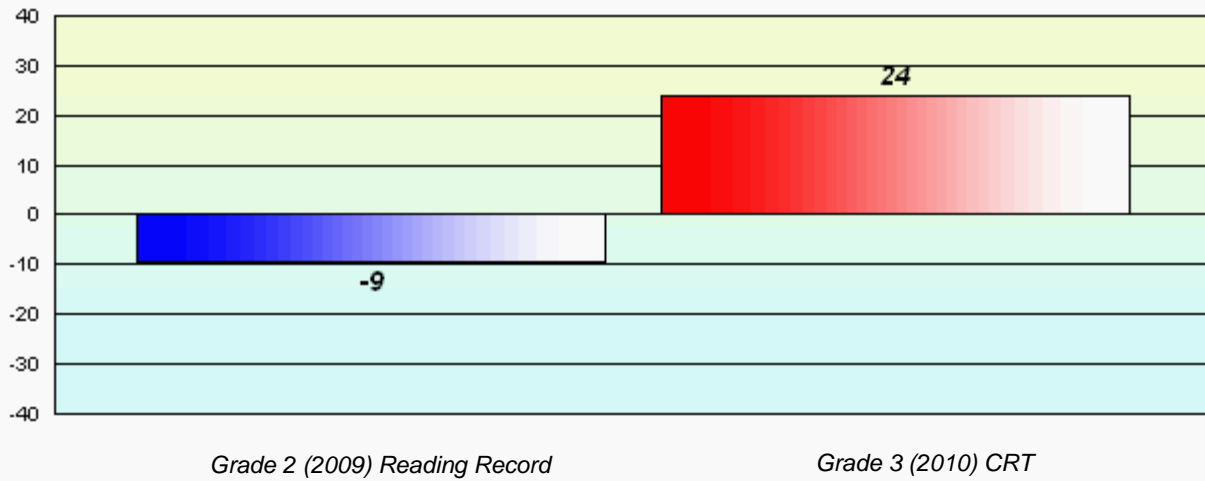
Reading



Total Grade 3(2010) students: 9

**Longitudinal
Cohort of students
Difference from Provincial Mean 2009 - 2010**


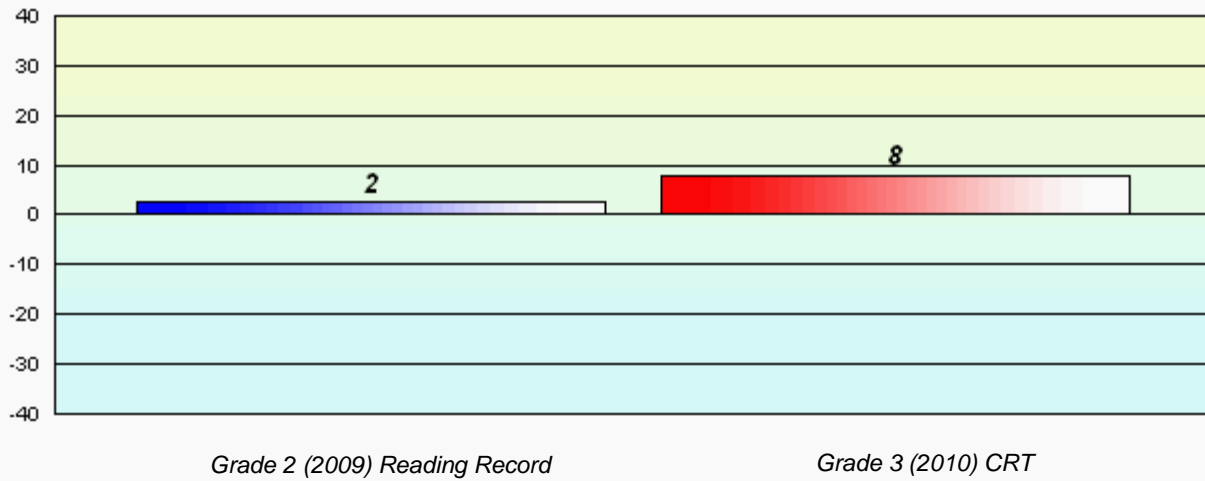
Reading



Total Grade 3(2010) students: 37

**Longitudinal
Cohort of students
Difference from Provincial Mean 2009 - 2010**

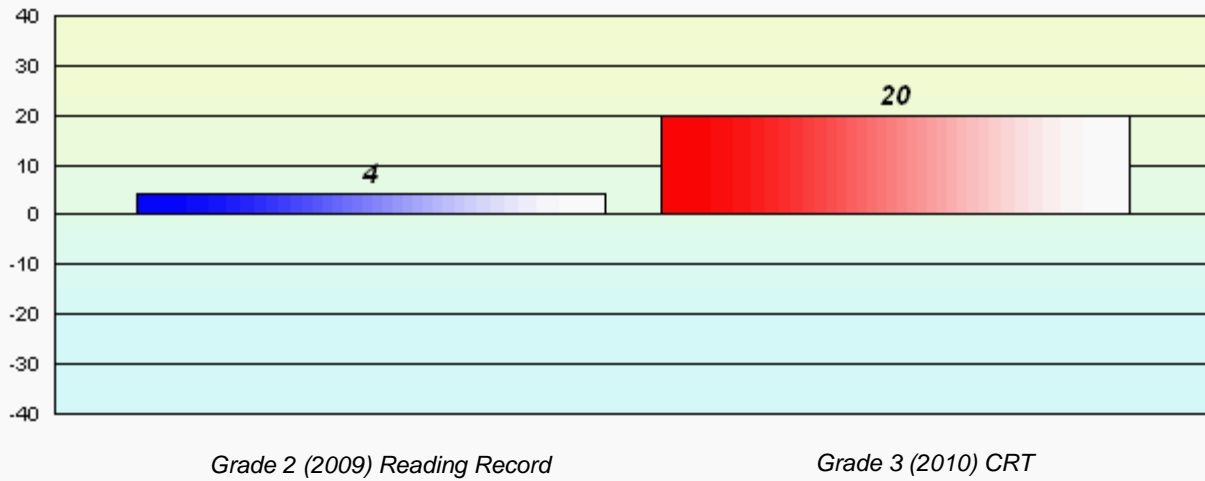
Reading



Total Grade 3(2010) students: 25

**Longitudinal
Cohort of students
Difference from Provincial Mean 2009 - 2010**


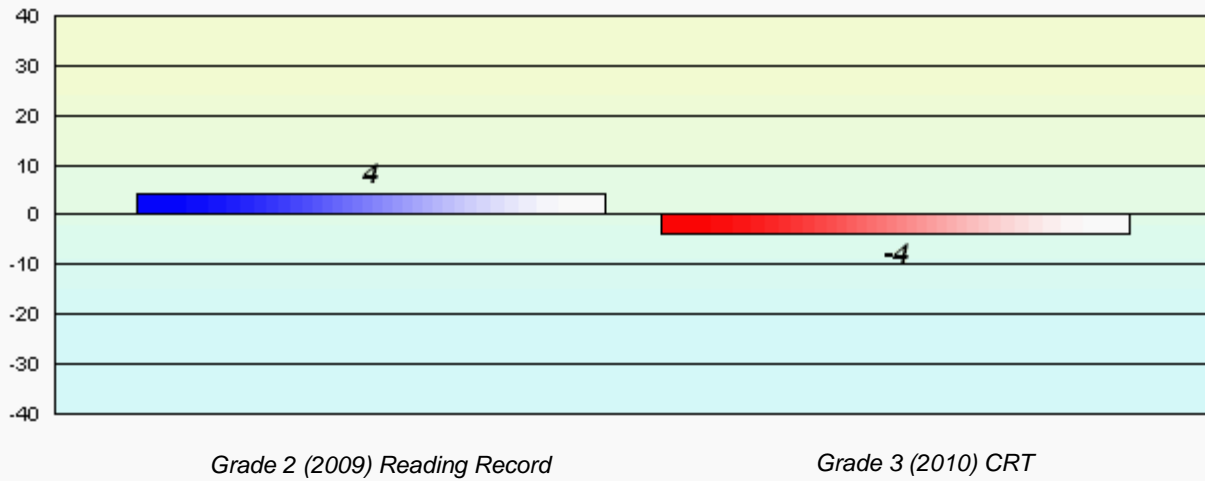
Reading



Total Grade 3(2010) students: 18

**Longitudinal
Cohort of students
Difference from Provincial Mean 2009 - 2010**

Reading



Total Grade 3(2010) students: 3


**Longitudinal
Cohort of students
Difference from Provincial Mean 2009 - 2010**

Reading

School data with 5 or fewer students withheld for reasons of confidentiality.

Grade 2 (2009) Reading Record

Grade 3 (2010) CRT



Total Grade 3(2010) students: 3


**Longitudinal
Cohort of students
Difference from Provincial Mean 2009 - 2010**

Reading

School data with 5 or fewer students withheld for reasons of confidentiality.

Grade 2 (2009) Reading Record


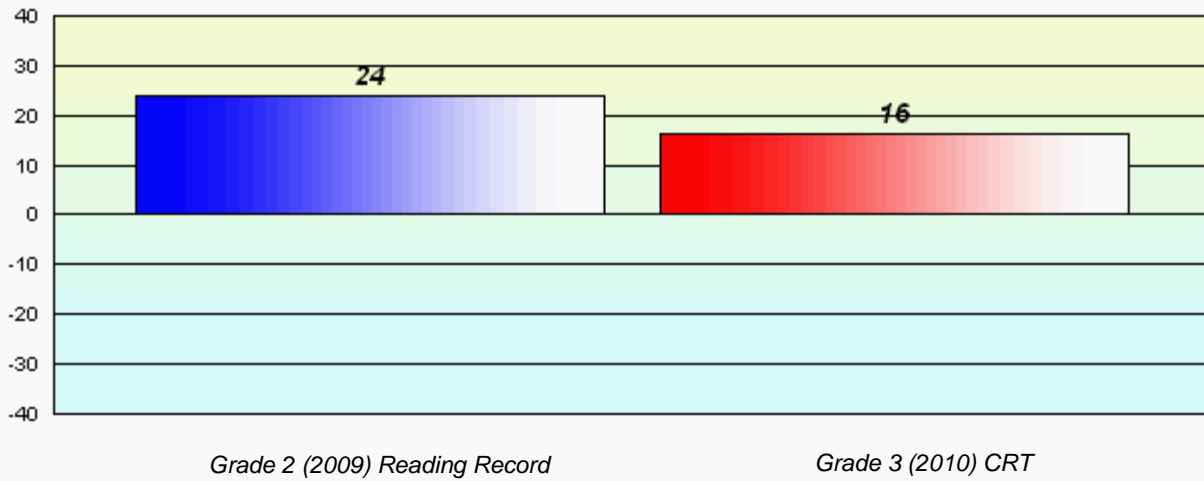
Grade 3 (2010) CRT



Total Grade 3(2010) students: 13

**Longitudinal
Cohort of students
Difference from Provincial Mean 2009 - 2010**


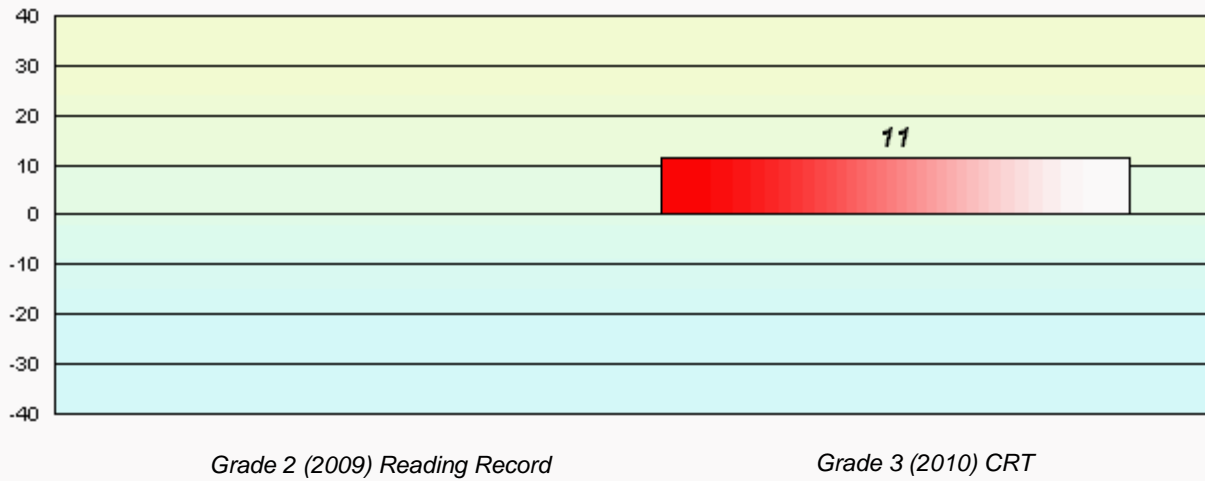
Reading



Total Grade 3(2010) students: 8

**Longitudinal
Cohort of students
Difference from Provincial Mean 2009 - 2010**


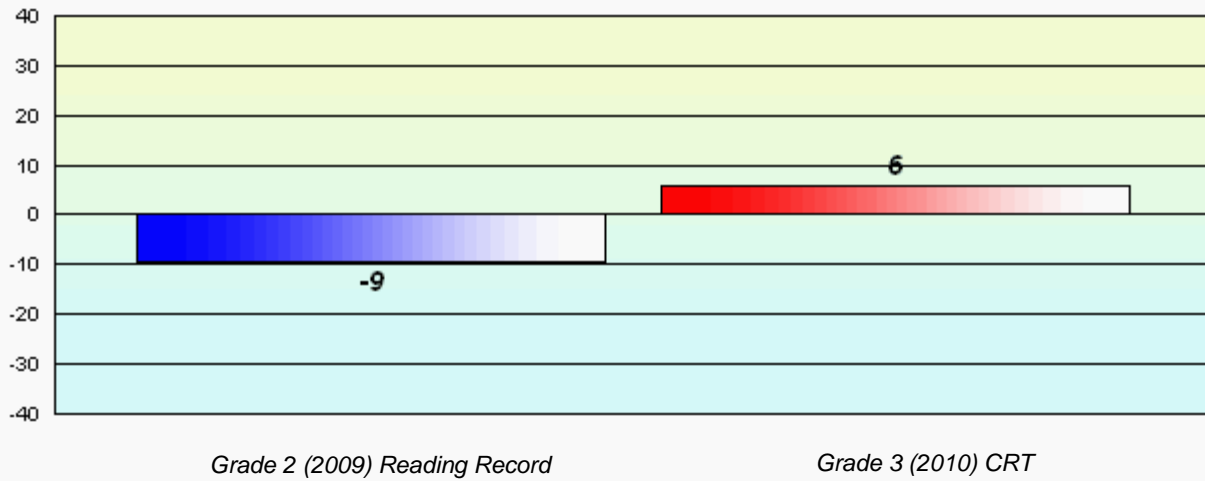
Reading



Total Grade 3(2010) students: 11

**Longitudinal
Cohort of students
Difference from Provincial Mean 2009 - 2010**


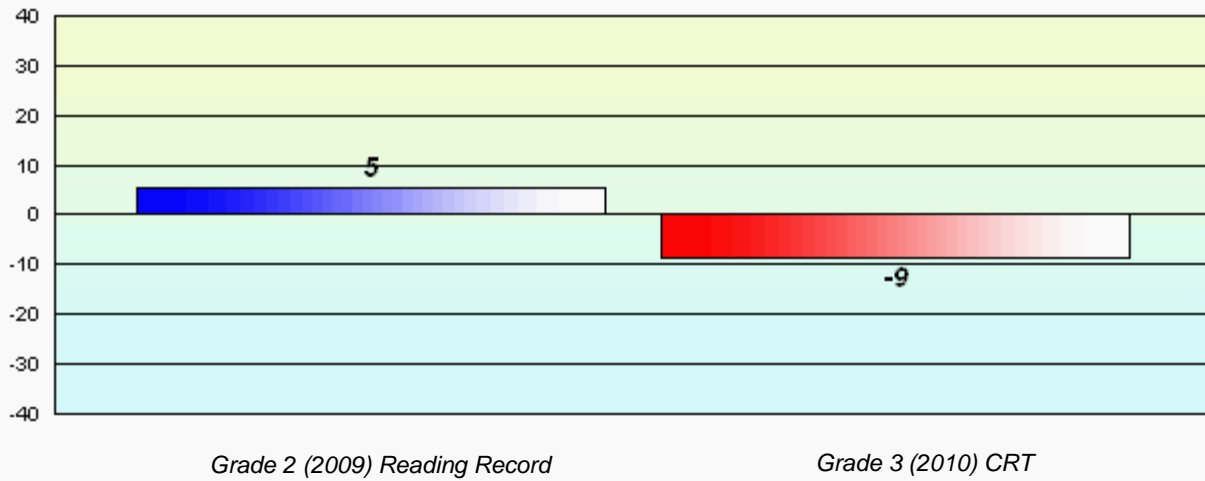
Reading



Total Grade 3(2010) students: 46

**Longitudinal
Cohort of students
Difference from Provincial Mean 2009 - 2010**

Reading



Total Grade 3(2010) students: 5


**Longitudinal
Cohort of students
Difference from Provincial Mean 2009 - 2010**

Reading

School data with 5 or fewer students withheld for reasons of confidentiality.

Grade 2 (2009) Reading Record


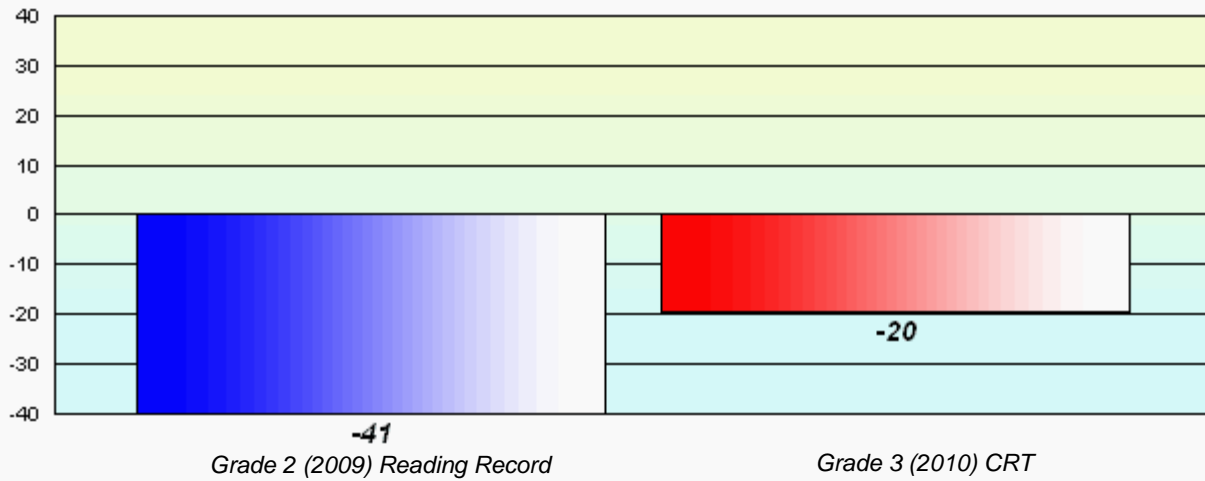
Grade 3 (2010) CRT



Total Grade 3(2010) students: 23

**Longitudinal
Cohort of students
Difference from Provincial Mean 2009 - 2010**

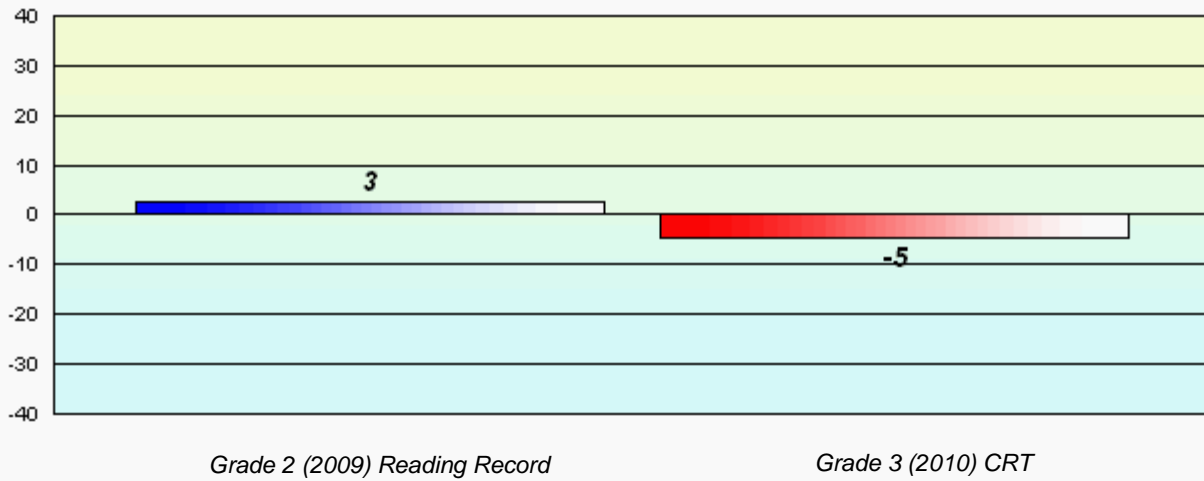
Reading



Total Grade 3(2010) students: 14

**Longitudinal
Cohort of students
Difference from Provincial Mean 2009 - 2010**

Reading



Total Grade 3(2010) students: 3


**Longitudinal
Cohort of students
Difference from Provincial Mean 2009 - 2010**

Reading

School data with 5 or fewer students withheld for reasons of confidentiality.

Grade 2 (2009) Reading Record


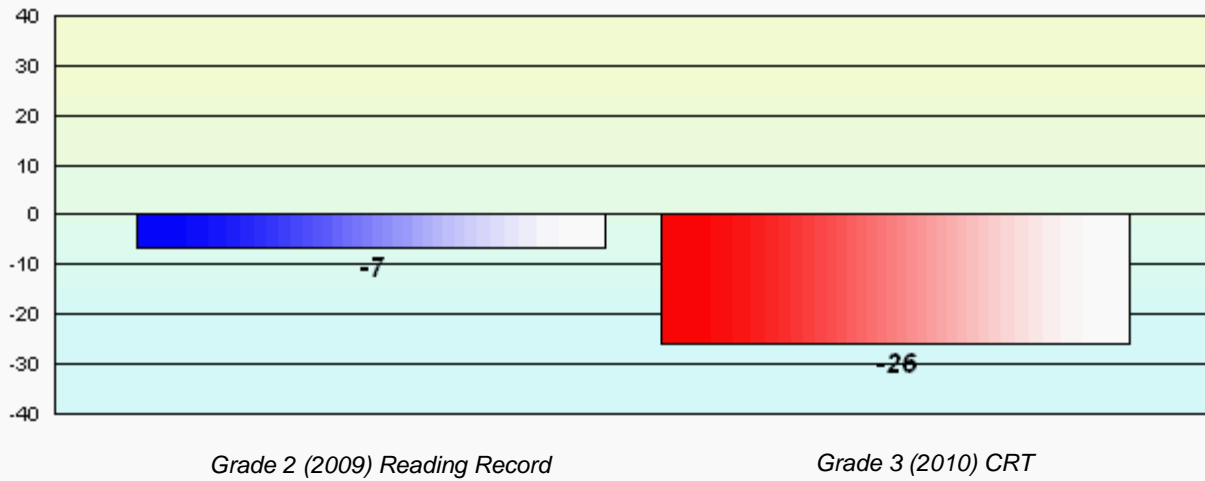
Grade 3 (2010) CRT



Total Grade 3(2010) students: 14

**Longitudinal
Cohort of students
Difference from Provincial Mean 2009 - 2010**


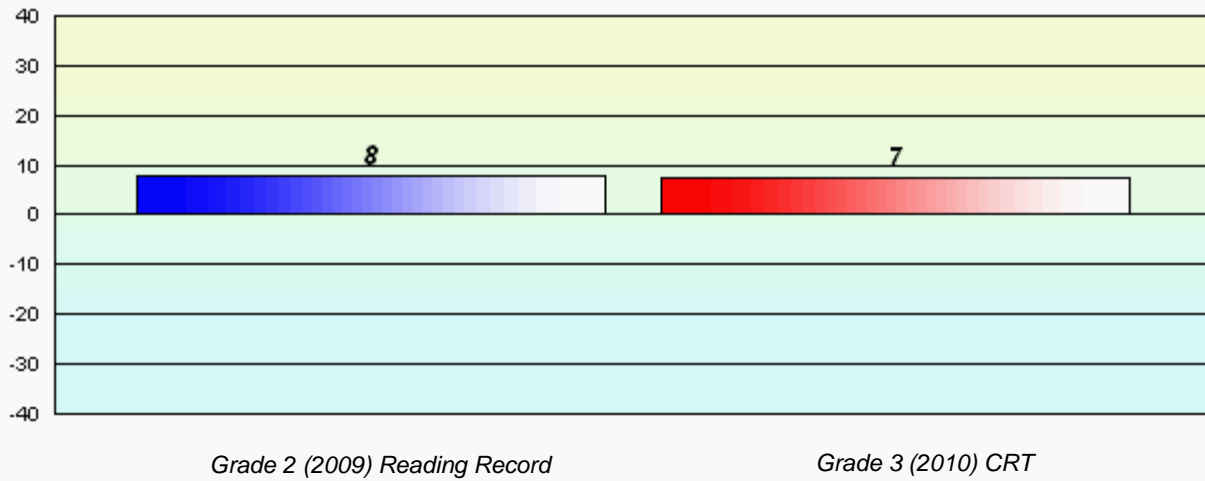
Reading



Total Grade 3(2010) students: 54

**Longitudinal
Cohort of students
Difference from Provincial Mean 2009 - 2010**

Reading


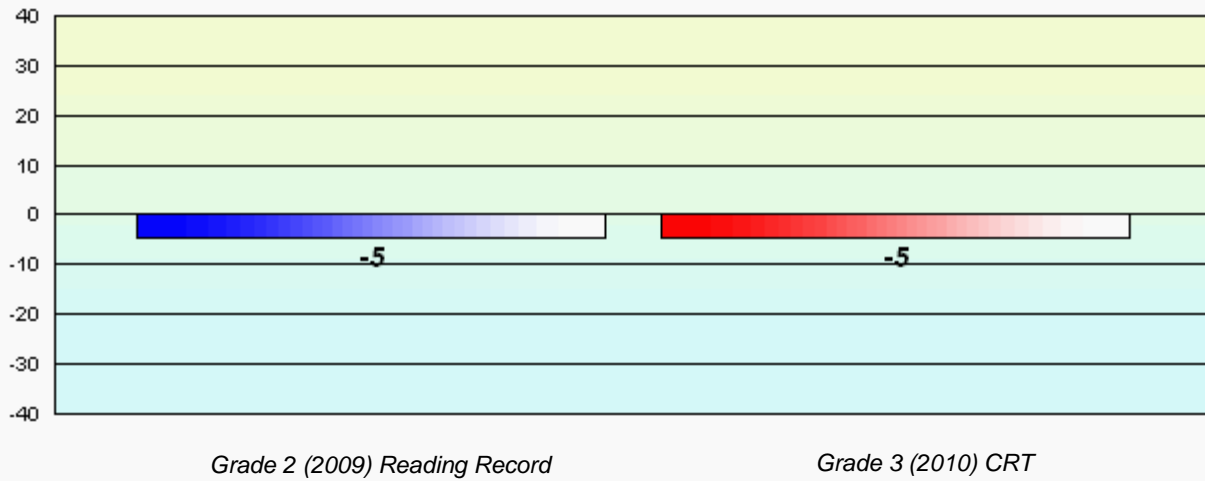


* Reading score (Grade 3) is composite of Information and Poetry.
Source: Division of Evaluation and Research, Department of Education

Total Grade 3(2010) students: 7

**Longitudinal
Cohort of students
Difference from Provincial Mean 2009 - 2010**

Reading



Total Grade 3(2010) students: 1


**Longitudinal
Cohort of students
Difference from Provincial Mean 2009 - 2010**

Reading

School data with 5 or fewer students withheld for reasons of confidentiality.

Grade 2 (2009) Reading Record

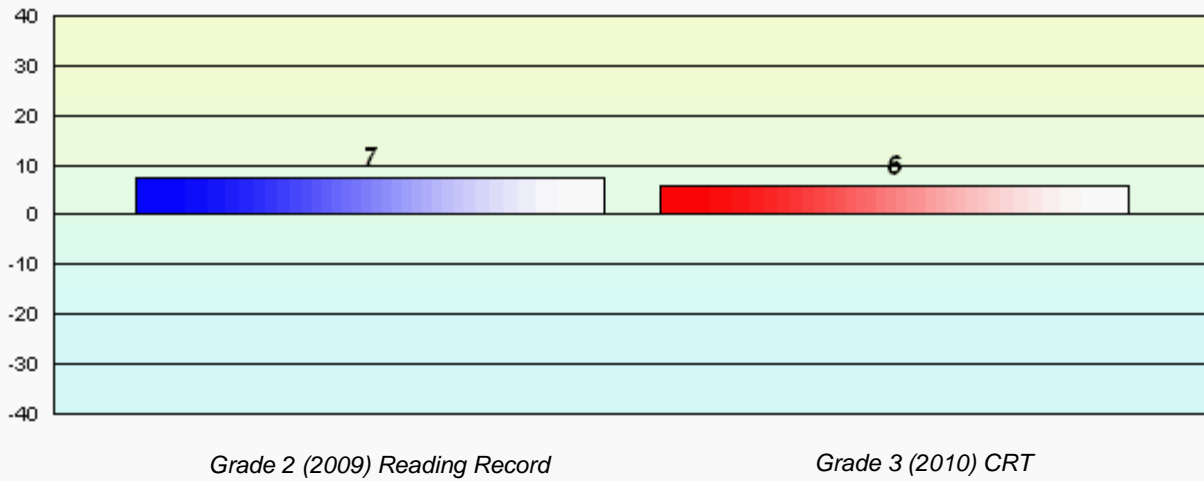
Grade 3 (2010) CRT



Total Grade 3(2010) students: 11

**Longitudinal
Cohort of students
Difference from Provincial Mean 2009 - 2010**

Reading


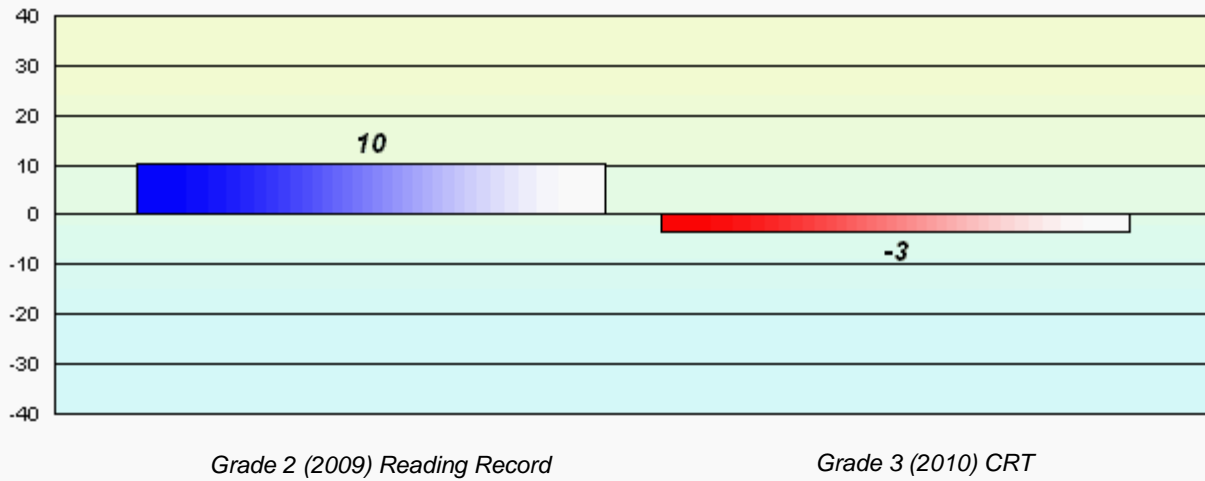


* Reading score (Grade 3) is composite of Information and Poetry.
Source: Division of Evaluation and Research, Department of Education

Total Grade 3(2010) students: 66

**Longitudinal
Cohort of students
Difference from Provincial Mean 2009 - 2010**

Reading



Total Grade 3(2010) students: 1


**Longitudinal
Cohort of students
Difference from Provincial Mean 2009 - 2010**

Reading

School data with 5 or fewer students withheld for reasons of confidentiality.

Grade 2 (2009) Reading Record


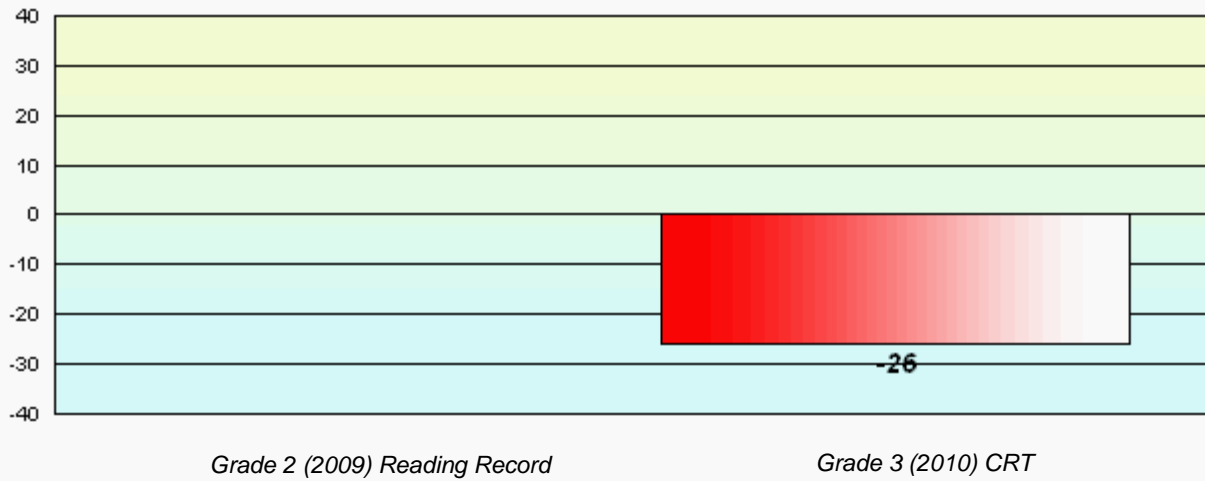
Grade 3 (2010) CRT



Total Grade 3(2010) students: 10

**Longitudinal
Cohort of students
Difference from Provincial Mean 2009 - 2010**

Reading


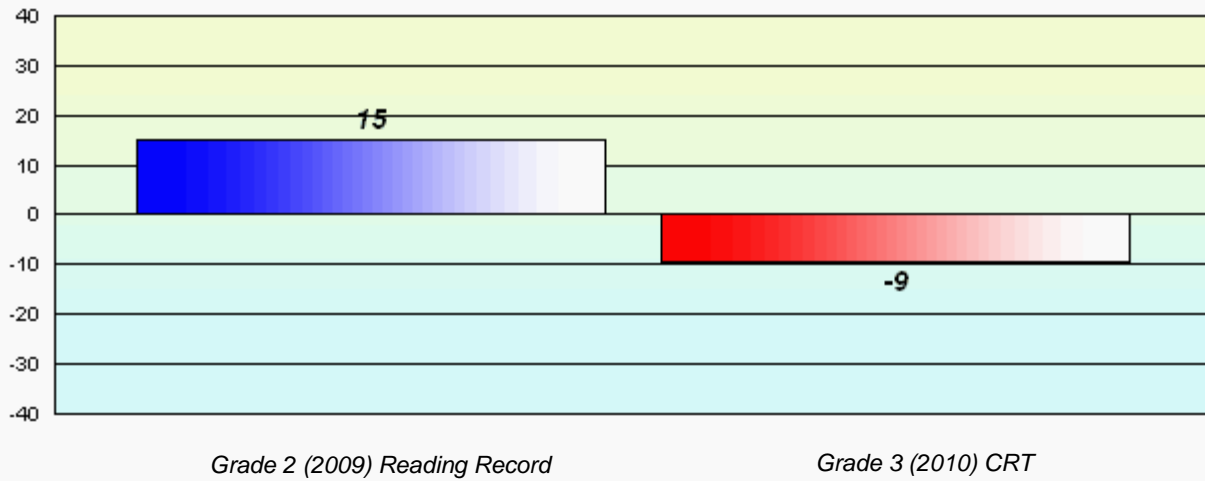


* Reading score (Grade 3) is composite of Information and Poetry.
Source: Division of Evaluation and Research, Department of Education

Total Grade 3(2010) students: 12

**Longitudinal
Cohort of students
Difference from Provincial Mean 2009 - 2010**


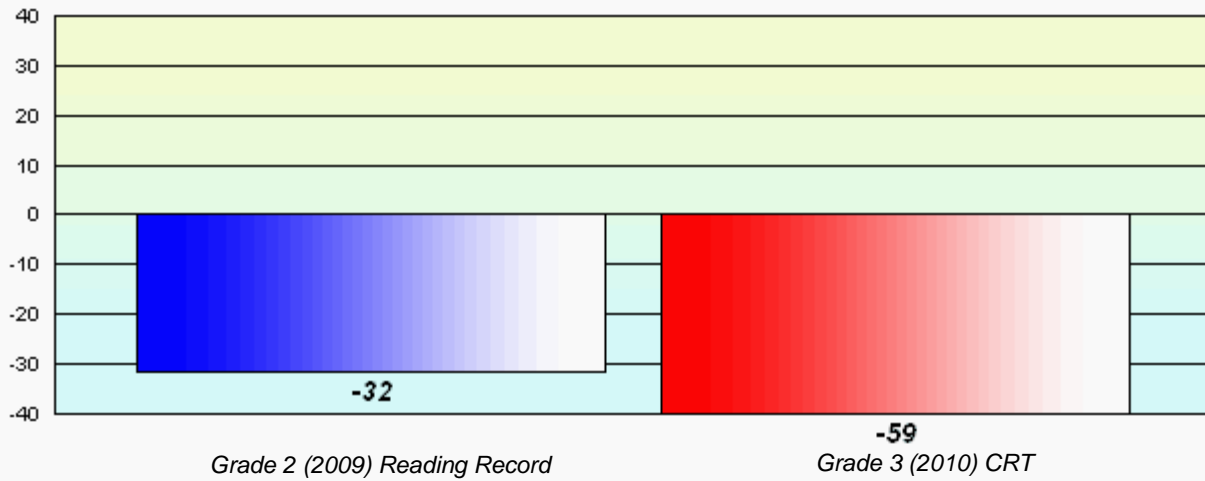
Reading



Total Grade 3(2010) students: 12

**Longitudinal
Cohort of students
Difference from Provincial Mean 2009 - 2010**

Reading



Total Grade 3(2010) students: 22

**Longitudinal
Cohort of students
Difference from Provincial Mean 2009 - 2010**

Reading

