

Total Grade 3(2010) students: 4


**Longitudinal
Cohort of students
Difference from Provincial Mean 2009 - 2010**

Reading

School data with 5 or fewer students withheld for reasons of confidentiality.

Grade 2 (2009) Reading Record

Grade 3 (2010) CRT



Total Grade 3(2010) students: 3


**Longitudinal
Cohort of students
Difference from Provincial Mean 2009 - 2010**

Reading

School data with 5 or fewer students withheld for reasons of confidentiality.

Grade 2 (2009) Reading Record


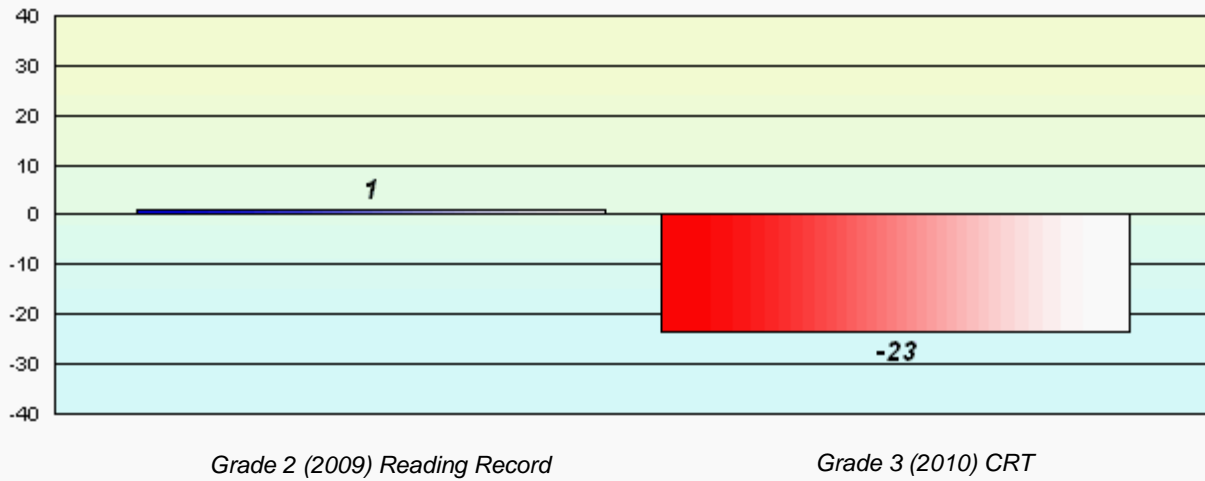
Grade 3 (2010) CRT



Total Grade 3(2010) students: 55

**Longitudinal
Cohort of students
Difference from Provincial Mean 2009 - 2010**

Reading



Total Grade 3(2010) students: 5


**Longitudinal
Cohort of students
Difference from Provincial Mean 2009 - 2010**

Reading

School data with 5 or fewer students withheld for reasons of confidentiality.

Grade 2 (2009) Reading Record


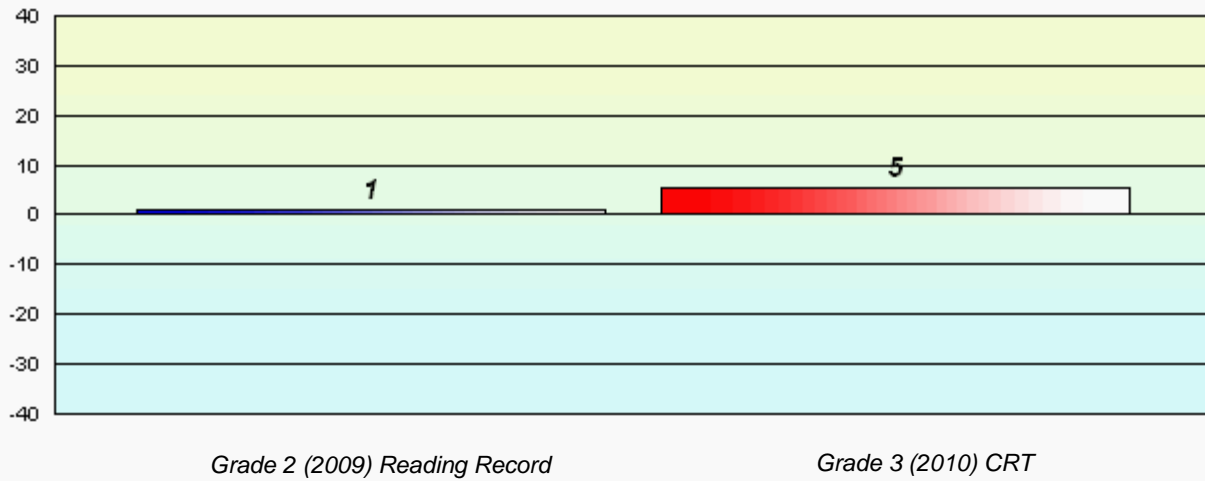
Grade 3 (2010) CRT



Total Grade 3(2010) students: 59

**Longitudinal
Cohort of students
Difference from Provincial Mean 2009 - 2010**


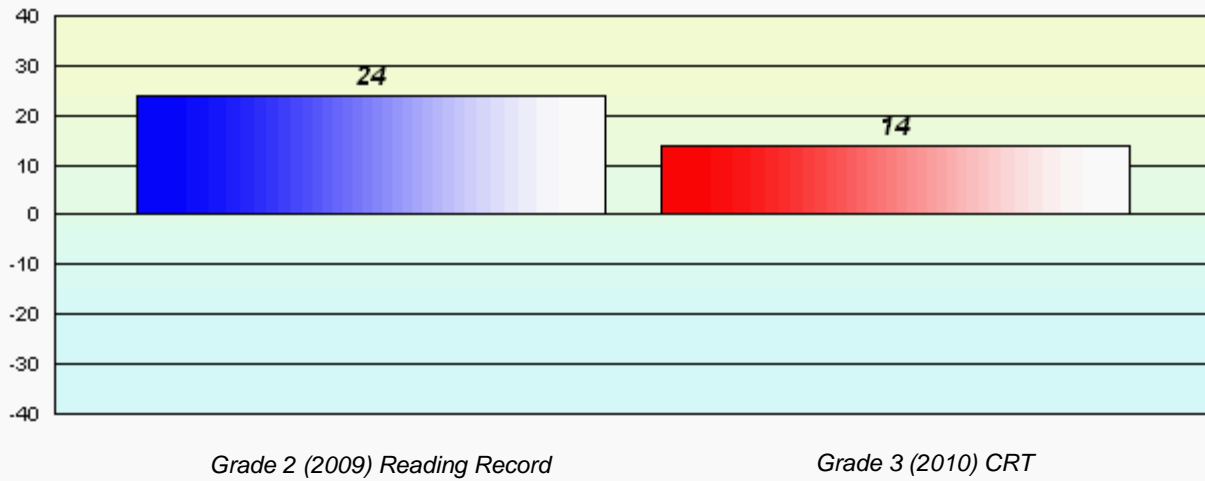
Reading



Total Grade 3(2010) students: 10

**Longitudinal
Cohort of students
Difference from Provincial Mean 2009 - 2010**


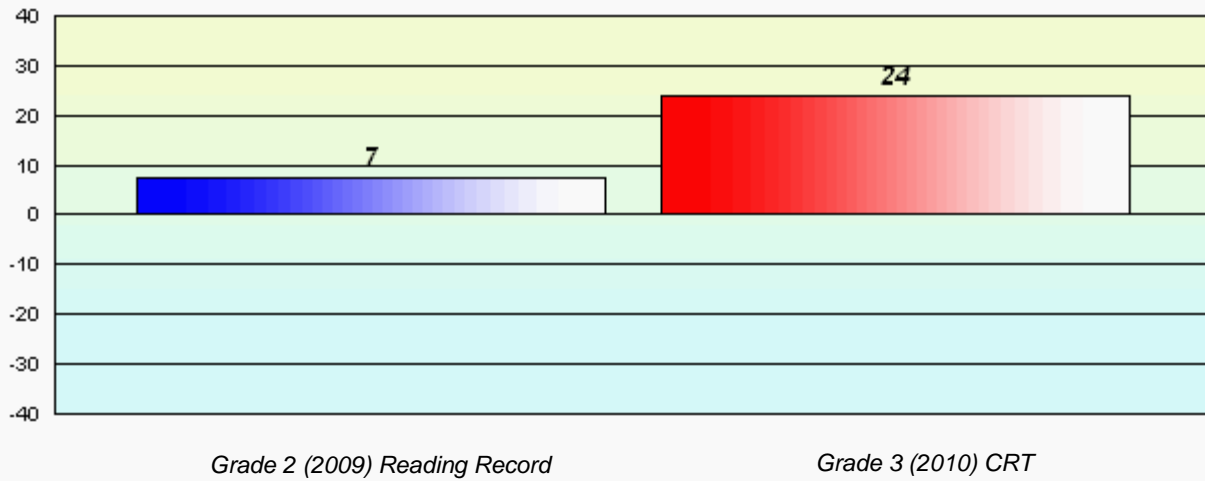
Reading



Total Grade 3(2010) students: 6

**Longitudinal
Cohort of students
Difference from Provincial Mean 2009 - 2010**

Reading



Total Grade 3(2010) students: 4


**Longitudinal
Cohort of students
Difference from Provincial Mean 2009 - 2010**

Reading

School data with 5 or fewer students withheld for reasons of confidentiality.

Grade 2 (2009) Reading Record

Grade 3 (2010) CRT



Total Grade 3(2010) students: 3

**Longitudinal
Cohort of students
Difference from Provincial Mean 2009 - 2010**

Reading

School data with 5 or fewer students withheld for reasons of confidentiality.

Grade 2 (2009) Reading Record

Grade 3 (2010) CRT

