

Number of Students : 4

Phonemic Awareness

School data with 5 or fewer students withheld for reasons of confidentiality.

This graph shows performance of each student vs. the province. The provincial average on Phonemic Awareness is 82.5.

 Phonemic Awareness *Student*  Phonemic Awareness *Province*

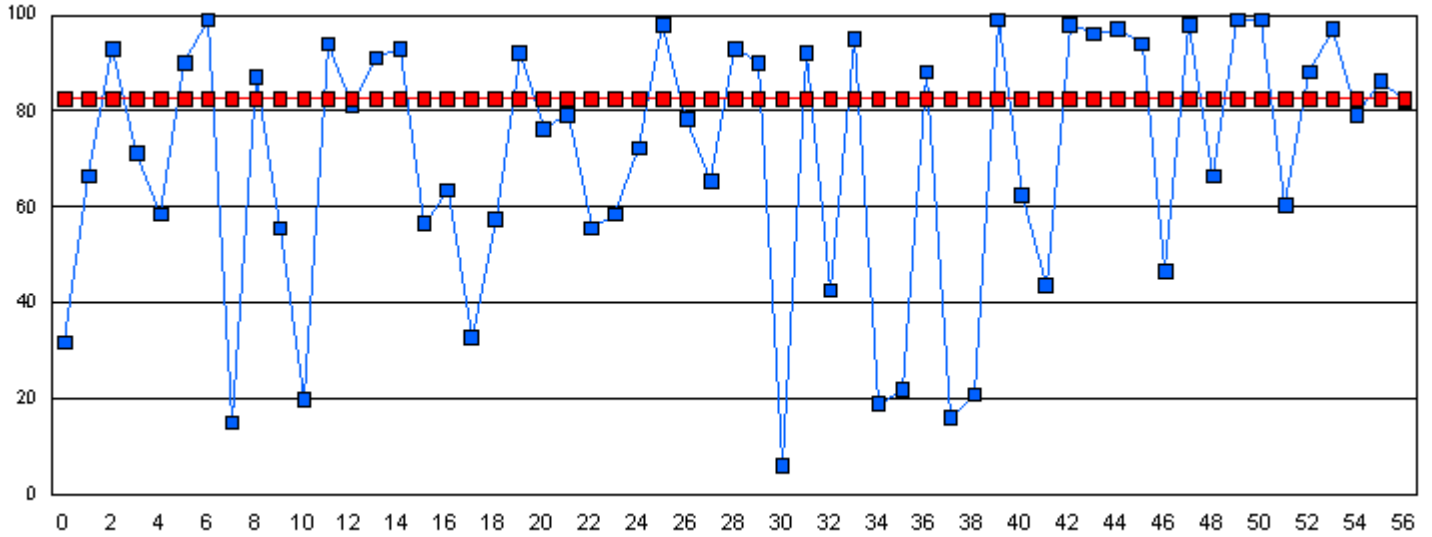
Student #

Student Name

School data withheld for reasons of confidentiality.

Number of Students : 57

Phonemic Awareness



This graph shows performance of each student vs. the province. The provincial average on Phonemic Awareness is 82.5.

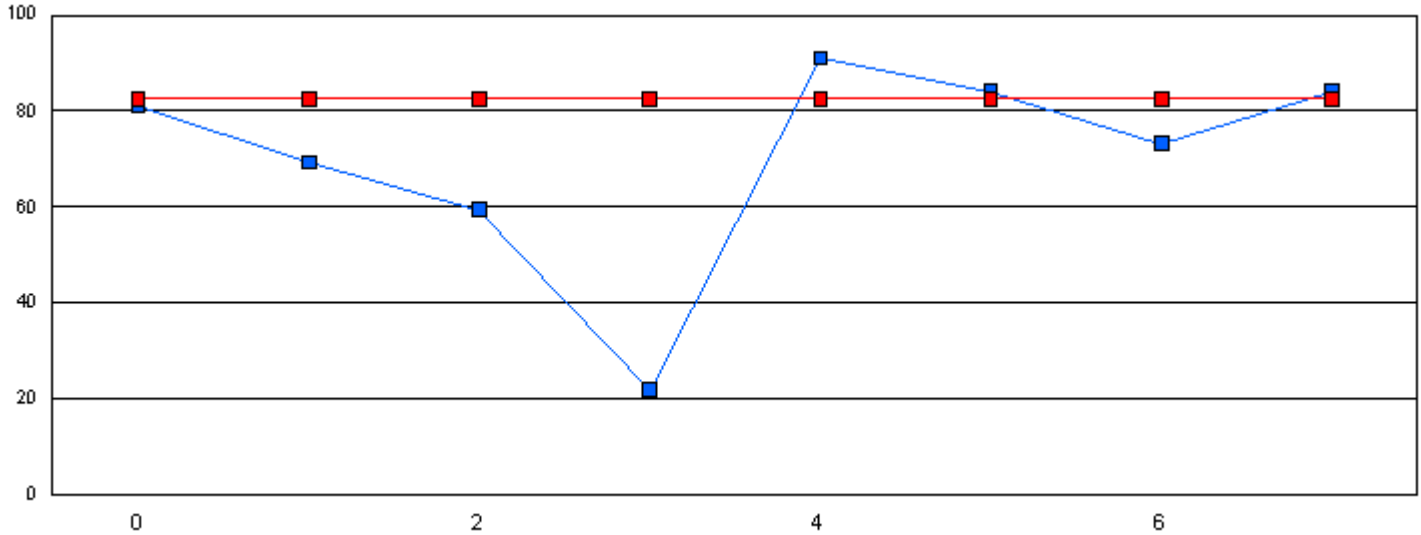
Phonemic Awareness *Student*
 Phonemic Awareness *Province*

Student # Student Name

School data withheld for reasons of confidentiality.

Number of Students : 8

Phonemic Awareness



This graph shows performance of each student vs. the province. The provincial average on Phonemic Awareness is 82.5.

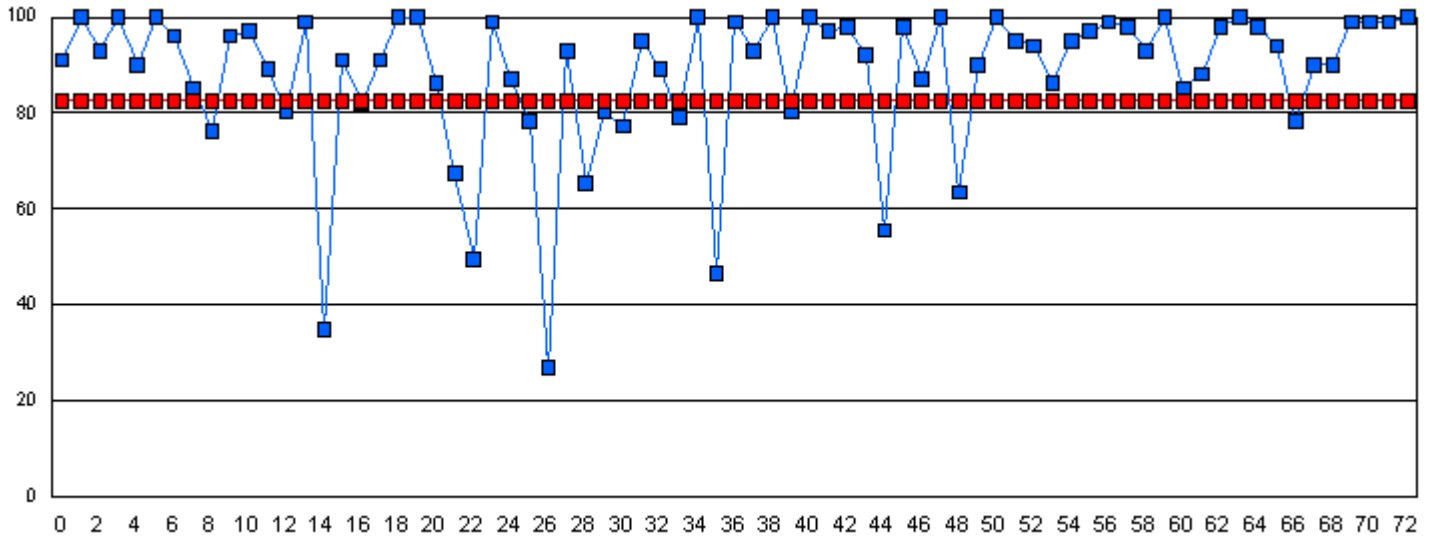
Phonemic Awareness *Student*
 Phonemic Awareness *Province*

Student # **Student Name**

School data withheld for reasons of confidentiality.

Number of Students : 74

Phonemic Awareness



This graph shows performance of each student vs. the province. The provincial average on Phonemic Awareness is 82.5.

■ Phonemic Awareness *Student*
■ Phonemic Awareness *Province*

Student # Student Name

School data withheld for reasons of confidentiality.

Number of Students : 4

Phonemic Awareness

School data with 5 or fewer students withheld for reasons of confidentiality.

This graph shows performance of each student vs. the province. The provincial average on Phonemic Awareness is 82.5.

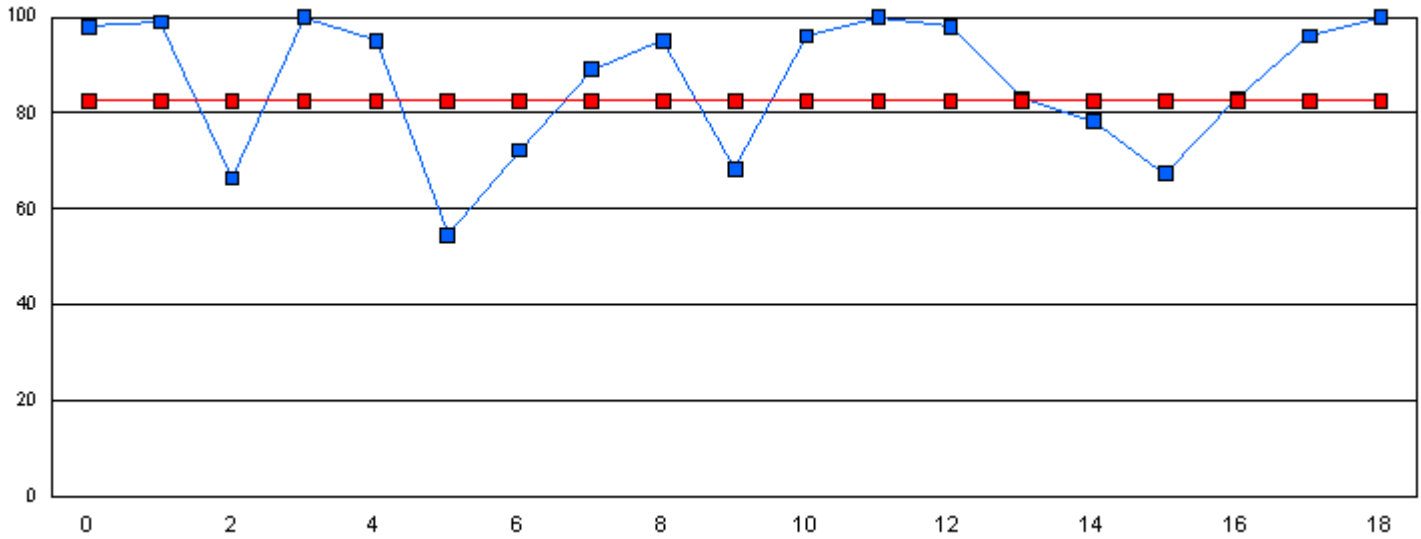
 Phonemic Awareness *Student*  Phonemic Awareness *Province*

Student # **Student Name**

School data withheld for reasons of confidentiality.

Number of Students : 19

Phonemic Awareness



This graph shows performance of each student vs. the province. The provincial average on Phonemic Awareness is 82.5.

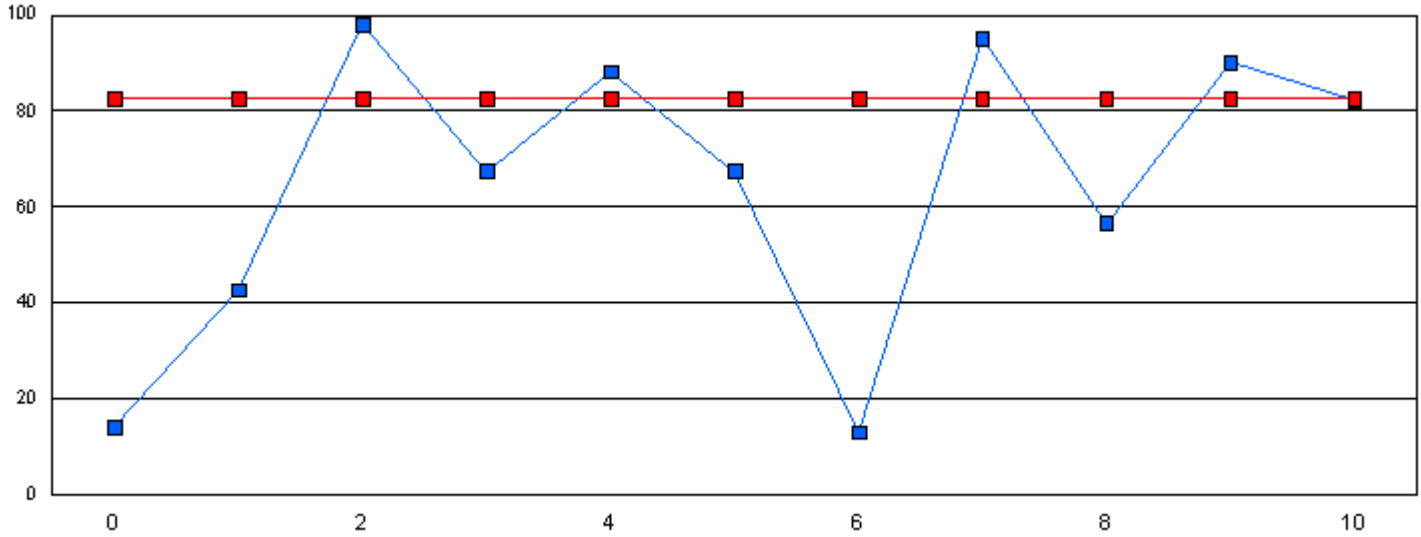
■ Phonemic Awareness *Student*
■ Phonemic Awareness *Province*

Student # Student Name

School data withheld for reasons of confidentiality.

Number of Students : 11

Phonemic Awareness



This graph shows performance of each student vs. the province. The provincial average on Phonemic Awareness is 82.5.

Phonemic Awareness *Student*
 Phonemic Awareness *Province*

Student # **Student Name**


School data withheld for reasons of confidentiality.

Number of Students : 1

Phonemic Awareness

School data with 5 or fewer students withheld for reasons of confidentiality.

This graph shows performance of each student vs. the province. The provincial average on Phonemic Awareness is 82.5.

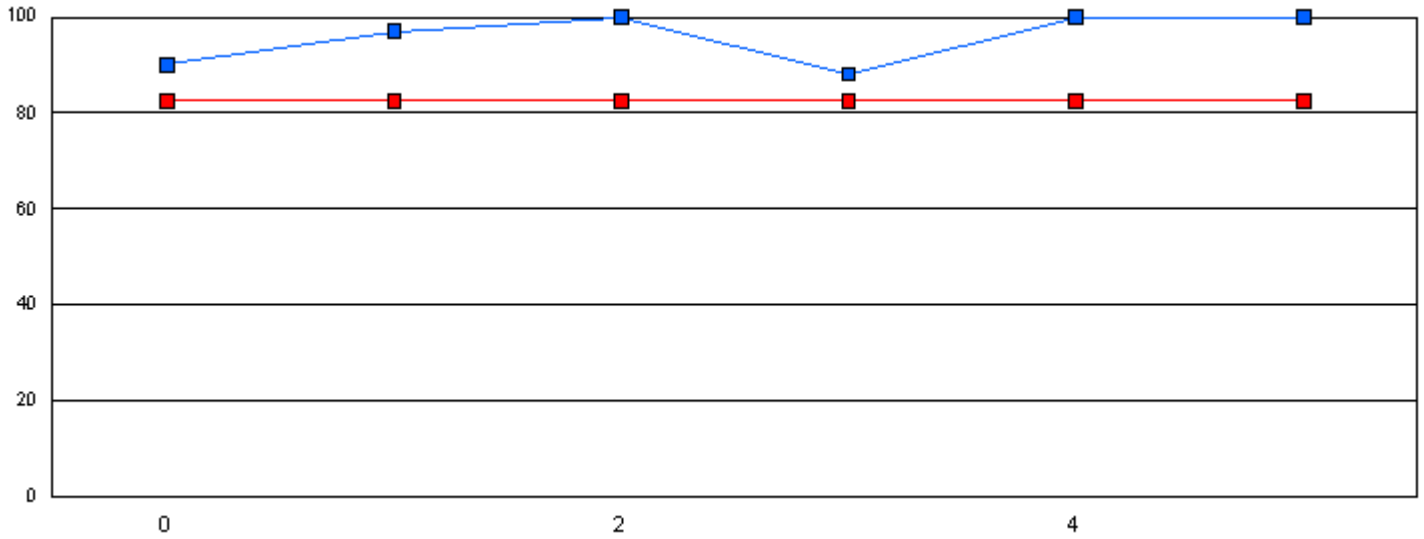
 Phonemic Awareness *Student*  Phonemic Awareness *Province*

Student # **Student Name**

School data withheld for reasons of confidentiality.

Number of Students : 6

Phonemic Awareness



This graph shows performance of each student vs. the province. The provincial average on Phonemic Awareness is 82.5.

■ Phonemic Awareness *Student*
■ Phonemic Awareness *Province*

Student # Student Name

School data withheld for reasons of confidentiality.

Number of Students : 2

Phonemic Awareness

School data with 5 or fewer students withheld for reasons of confidentiality.

This graph shows performance of each student vs. the province. The provincial average on Phonemic Awareness is 82.5.

 Phonemic Awareness *Student*  Phonemic Awareness *Province*

Student # **Student Name**

School data withheld for reasons of confidentiality.

Number of Students : 2

Phonemic Awareness

School data with 5 or fewer students withheld for reasons of confidentiality.

This graph shows performance of each student vs. the province. The provincial average on Phonemic Awareness is 82.5.

 Phonemic Awareness *Student*  Phonemic Awareness *Province*

Student # **Student Name**

School data withheld for reasons of confidentiality.

Number of Students : 5

Phonemic Awareness

School data with 5 or fewer students withheld for reasons of confidentiality.

This graph shows performance of each student vs. the province. The provincial average on Phonemic Awareness is 82.5.

 Phonemic Awareness *Student*  Phonemic Awareness *Province*

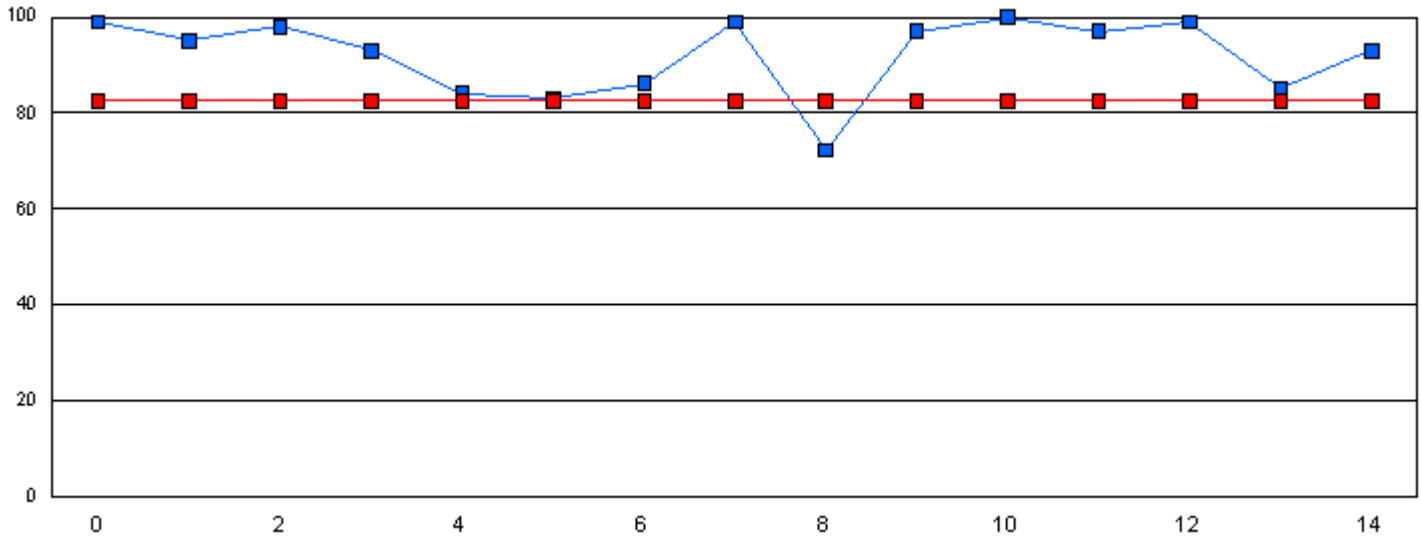
Student #

Student Name

School data withheld for reasons of confidentiality.

Number of Students : 15

Phonemic Awareness



This graph shows performance of each student vs. the province. The provincial average on Phonemic Awareness is 82.5.

Phonemic Awareness *Student*
 Phonemic Awareness *Province*

Student # Student Name


School data withheld for reasons of confidentiality.

Number of Students : 3

Phonemic Awareness

School data with 5 or fewer students withheld for reasons of confidentiality.

This graph shows performance of each student vs. the province. The provincial average on Phonemic Awareness is 82.5.

 Phonemic Awareness *Student*  Phonemic Awareness *Province*

Student # **Student Name**

School data withheld for reasons of confidentiality.

Number of Students : 4

Phonemic Awareness

School data with 5 or fewer students withheld for reasons of confidentiality.

This graph shows performance of each student vs. the province. The provincial average on Phonemic Awareness is 82.5.

 Phonemic Awareness *Student*  Phonemic Awareness *Province*

Student # **Student Name**


School data withheld for reasons of confidentiality.

Number of Students : 2

Phonemic Awareness

School data with 5 or fewer students withheld for reasons of confidentiality.

This graph shows performance of each student vs. the province. The provincial average on Phonemic Awareness is 82.5.

 Phonemic Awareness *Student*  Phonemic Awareness *Province*

Student #

Student Name

School data withheld for reasons of confidentiality.

Number of Students : 3

Phonemic Awareness

School data with 5 or fewer students withheld for reasons of confidentiality.

This graph shows performance of each student vs. the province. The provincial average on Phonemic Awareness is 82.5.

 Phonemic Awareness *Student*  Phonemic Awareness *Province*

Student # **Student Name**

School data withheld for reasons of confidentiality.

Number of Students : 2

Phonemic Awareness

School data with 5 or fewer students withheld for reasons of confidentiality.

This graph shows performance of each student vs. the province. The provincial average on Phonemic Awareness is 82.5.

 Phonemic Awareness *Student*  Phonemic Awareness *Province*

Student # **Student Name**

School data withheld for reasons of confidentiality.

Number of Students : 3

Phonemic Awareness

School data with 5 or fewer students withheld for reasons of confidentiality.

This graph shows performance of each student vs. the province. The provincial average on Phonemic Awareness is 82.5.

 Phonemic Awareness *Student*  Phonemic Awareness *Province*

Student #

Student Name

School data withheld for reasons of confidentiality.

Number of Students : 1

Phonemic Awareness

School data with 5 or fewer students withheld for reasons of confidentiality.

This graph shows performance of each student vs. the province. The provincial average on Phonemic Awareness is 82.5.

 Phonemic Awareness *Student*  Phonemic Awareness *Province*

Student # **Student Name**

School data withheld for reasons of confidentiality.

Number of Students : 1

Phonemic Awareness

School data with 5 or fewer students withheld for reasons of confidentiality.

This graph shows performance of each student vs. the province. The provincial average on Phonemic Awareness is 82.5.

 Phonemic Awareness *Student*  Phonemic Awareness *Province*

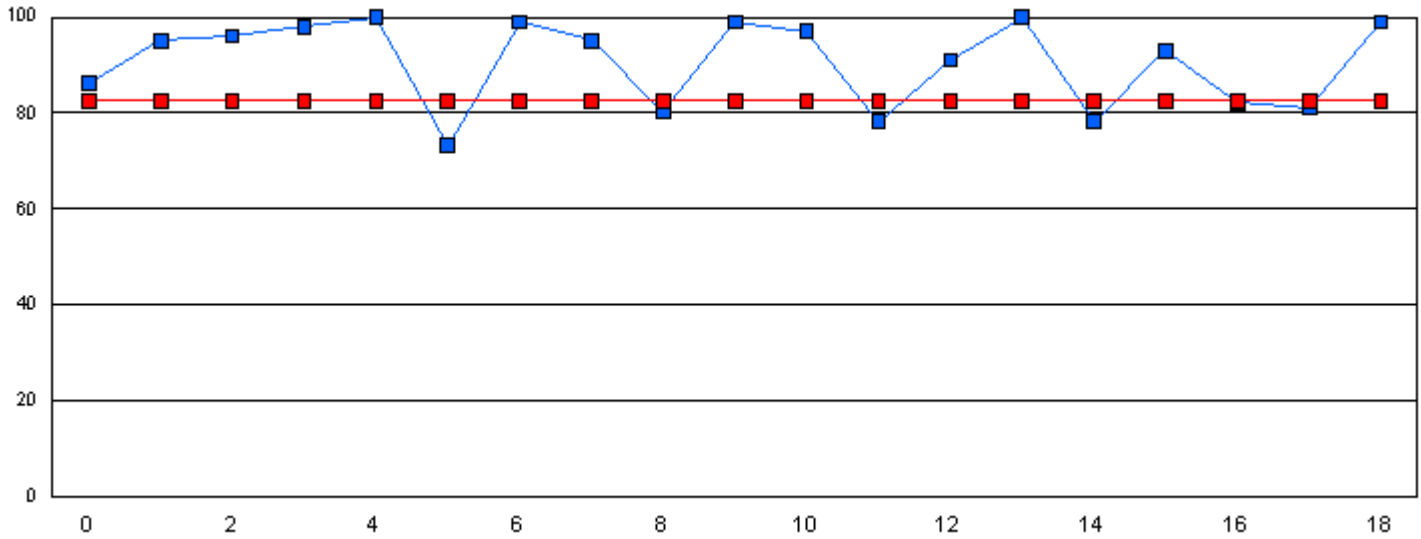
Student #

Student Name

School data withheld for reasons of confidentiality.

Number of Students : 19

Phonemic Awareness



This graph shows performance of each student vs. the province. The provincial average on Phonemic Awareness is 82.5.

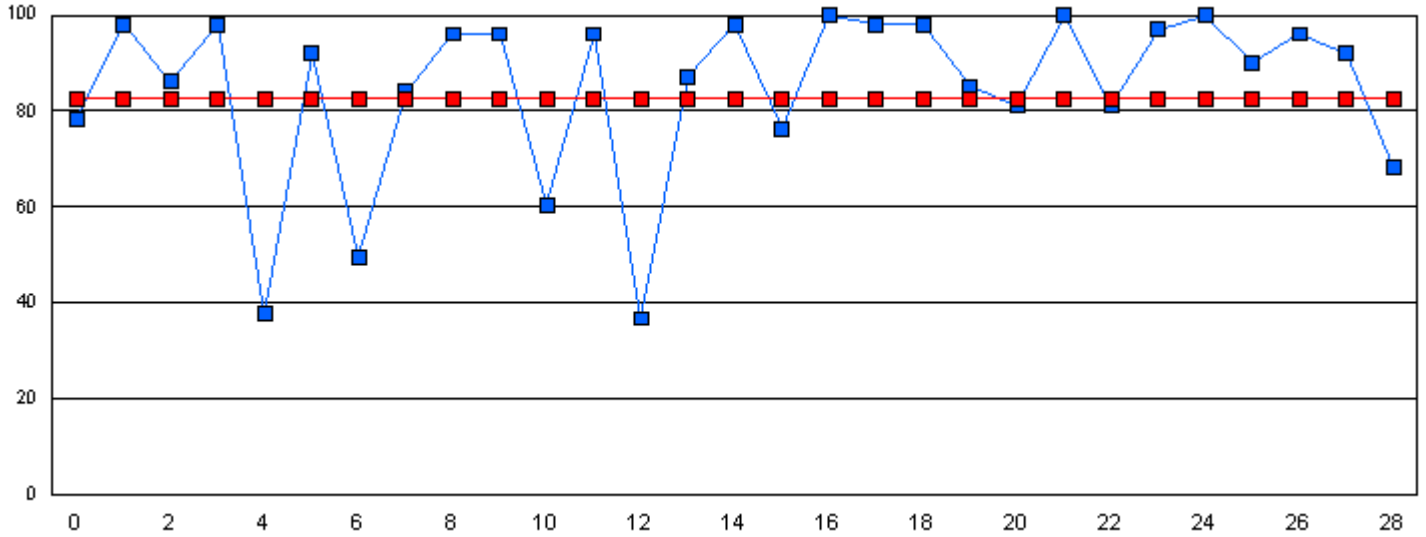
Phonemic Awareness *Student*
 Phonemic Awareness *Province*

Student # **Student Name**

School data withheld for reasons of confidentiality.

Number of Students : 29

Phonemic Awareness



This graph shows performance of each student vs. the province. The provincial average on Phonemic Awareness is 82.5.

■ Phonemic Awareness *Student*
■ Phonemic Awareness *Province*

Student # Student Name

School data withheld for reasons of confidentiality.

Number of Students : 1

Phonemic Awareness

School data with 5 or fewer students withheld for reasons of confidentiality.

This graph shows performance of each student vs. the province. The provincial average on Phonemic Awareness is 82.5.

 Phonemic Awareness *Student*  Phonemic Awareness *Province*

Student # **Student Name**

School data withheld for reasons of confidentiality.

Number of Students : 1

Phonemic Awareness

School data with 5 or fewer students withheld for reasons of confidentiality.

This graph shows performance of each student vs. the province. The provincial average on Phonemic Awareness is 82.5.

 Phonemic Awareness *Student*  Phonemic Awareness *Province*

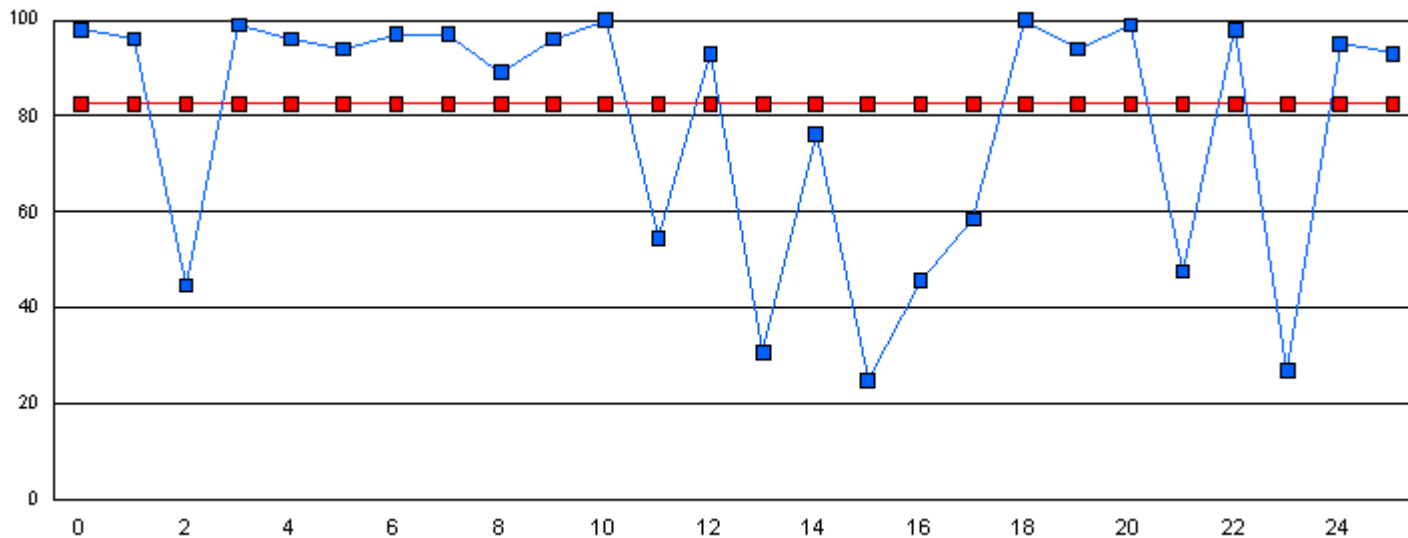
Student #

Student Name

School data withheld for reasons of confidentiality.

Number of Students : 26

Phonemic Awareness



This graph shows performance of each student vs. the province. The provincial average on Phonemic Awareness is 82.5.

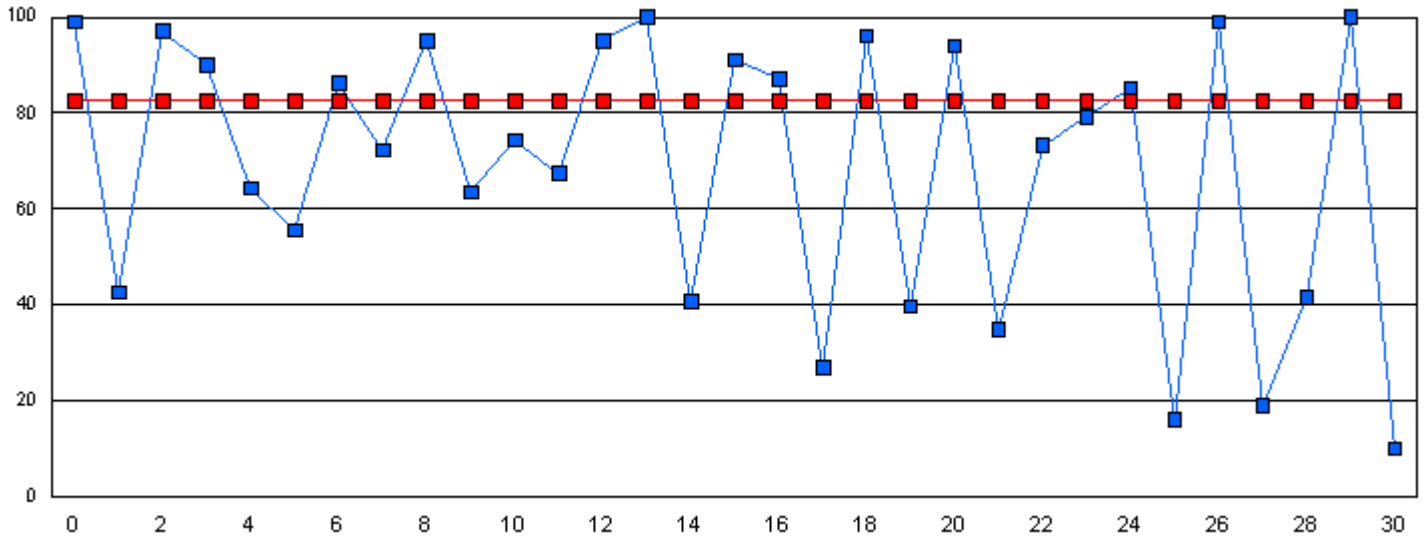
■ Phonemic Awareness *Student*
■ Phonemic Awareness *Province*

Student # Student Name

School data withheld for reasons of confidentiality.

Number of Students : 31

Phonemic Awareness



This graph shows performance of each student vs. the province. The provincial average on Phonemic Awareness is 82.5.

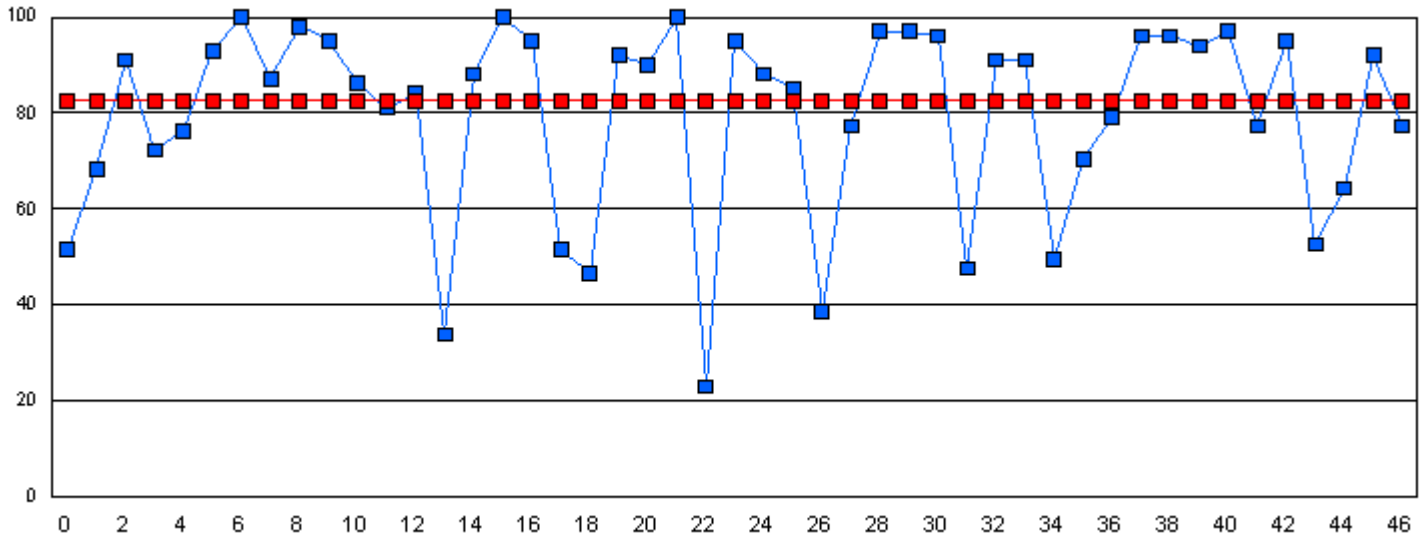
■ Phonemic Awareness *Student*
■ Phonemic Awareness *Province*

Student # Student Name

School data withheld for reasons of confidentiality.

Number of Students : 47

Phonemic Awareness



This graph shows performance of each student vs. the province. The provincial average on Phonemic Awareness is 82.5.

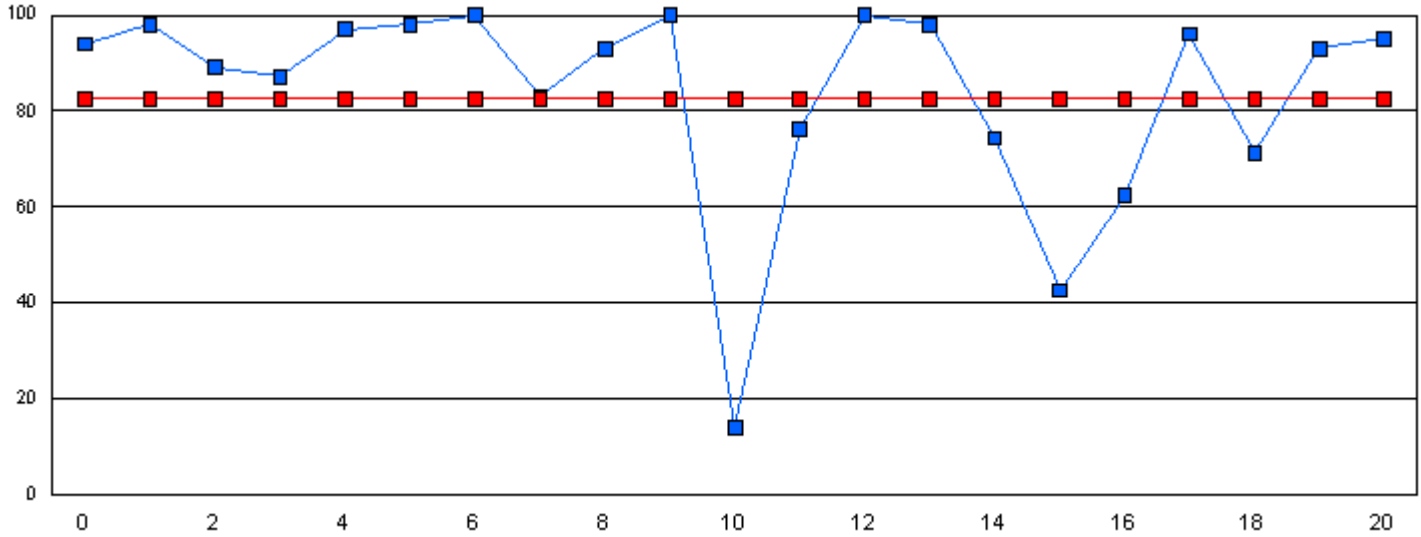
■ Phonemic Awareness *Student*
■ Phonemic Awareness *Province*

Student # Student Name

School data withheld for reasons of confidentiality.

Number of Students : 21

Phonemic Awareness



This graph shows performance of each student vs. the province. The provincial average on Phonemic Awareness is 82.5.

■ Phonemic Awareness *Student*
■ Phonemic Awareness *Province*

Student # Student Name


School data withheld for reasons of confidentiality.

Number of Students : 4

Phonemic Awareness

School data with 5 or fewer students withheld for reasons of confidentiality.

This graph shows performance of each student vs. the province. The provincial average on Phonemic Awareness is 82.5.

 Phonemic Awareness *Student*  Phonemic Awareness *Province*

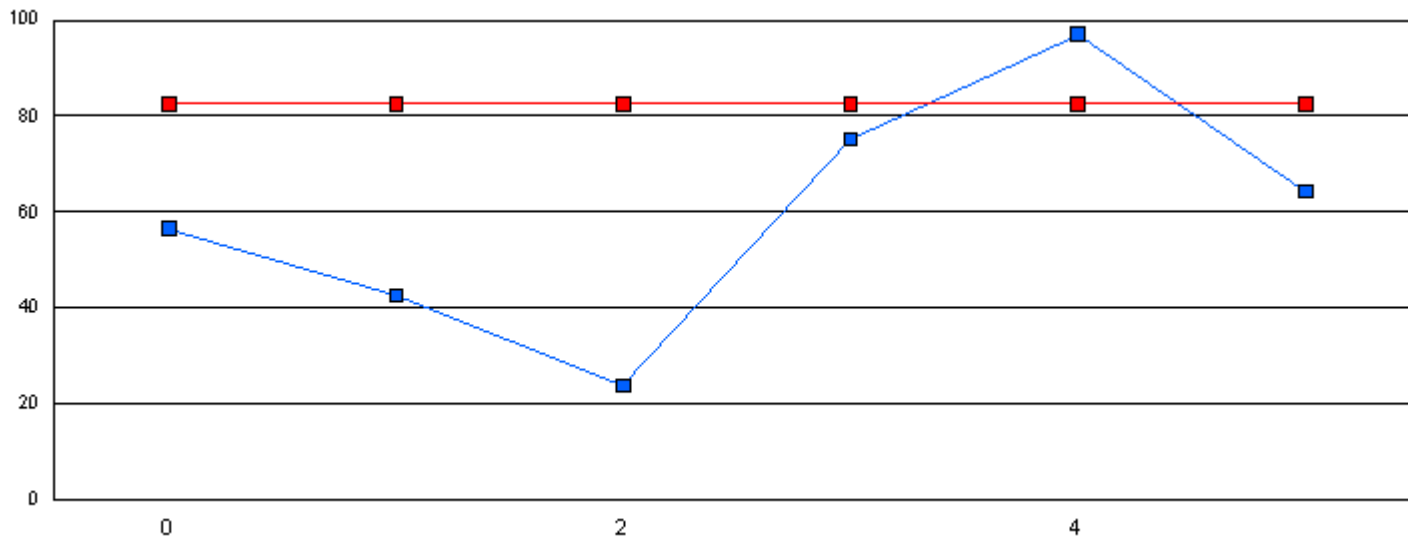
Student #

Student Name

School data withheld for reasons of confidentiality.

Number of Students : 6

Phonemic Awareness



This graph shows performance of each student vs. the province. The provincial average on Phonemic Awareness is 82.5.

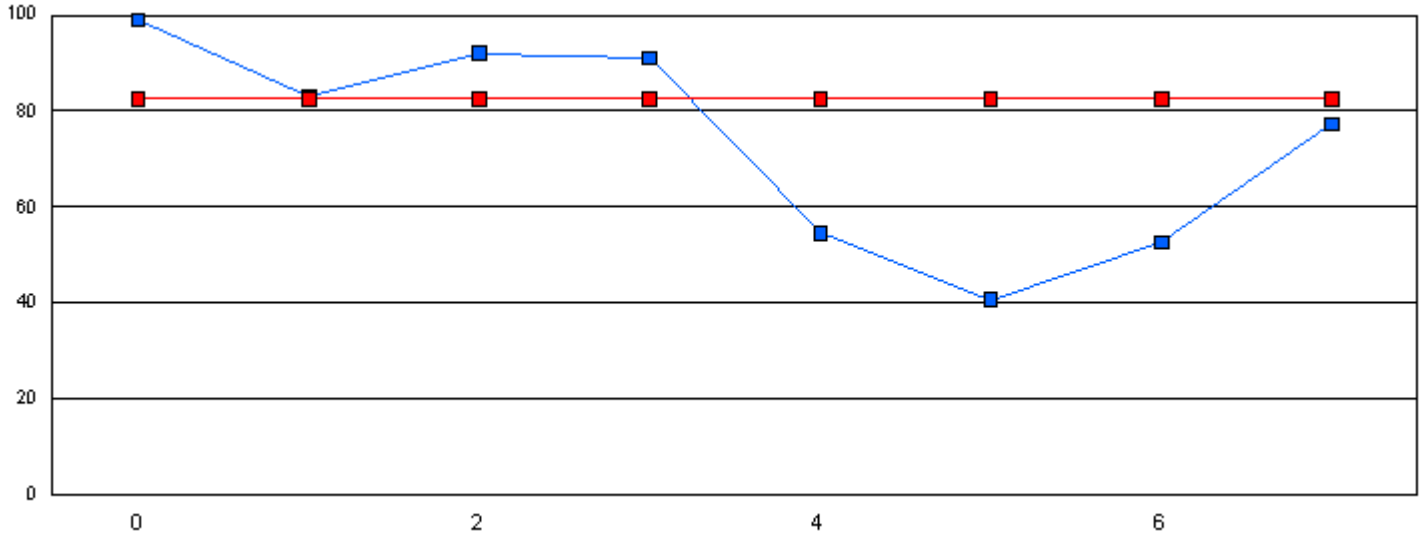
Phonemic Awareness *Student*
 Phonemic Awareness *Province*

Student # Student Name

School data withheld for reasons of confidentiality.

Number of Students : 8

Phonemic Awareness



This graph shows performance of each student vs. the province. The provincial average on Phonemic Awareness is 82.5.

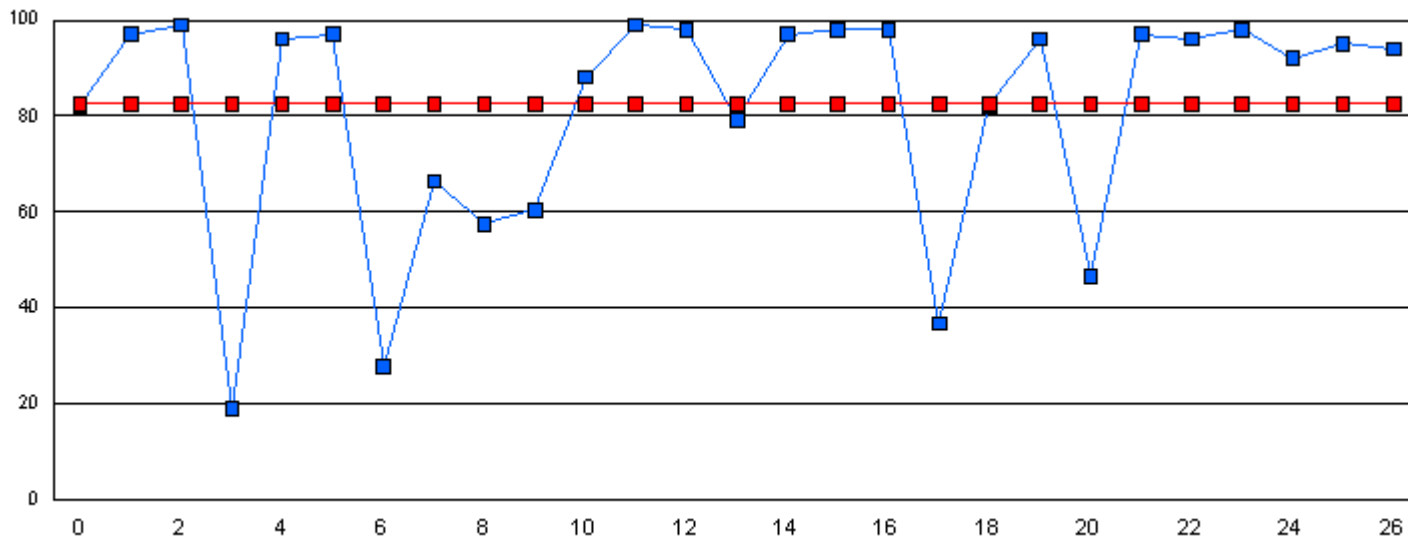
Phonemic Awareness *Student*
 Phonemic Awareness *Province*

Student # **Student Name**

School data withheld for reasons of confidentiality.

Number of Students : 27

Phonemic Awareness



This graph shows performance of each student vs. the province. The provincial average on Phonemic Awareness is 82.5.

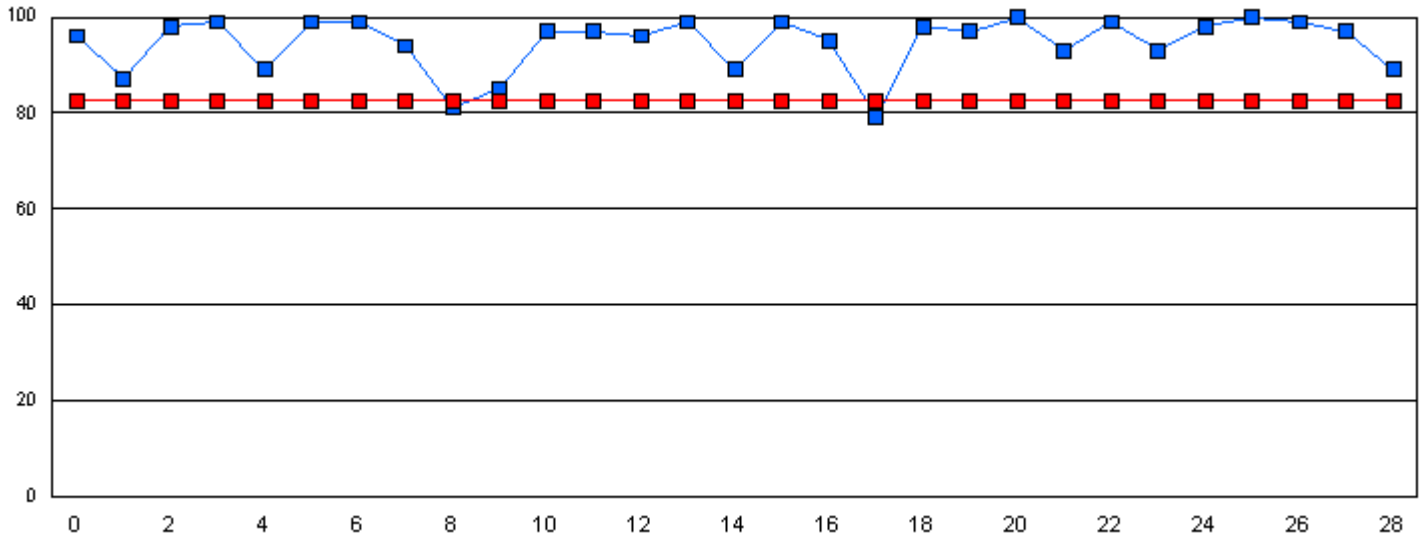
Phonemic Awareness *Student*
 Phonemic Awareness *Province*

Student # Student Name

School data withheld for reasons of confidentiality.

Number of Students : 29

Phonemic Awareness



This graph shows performance of each student vs. the province. The provincial average on Phonemic Awareness is 82.5.

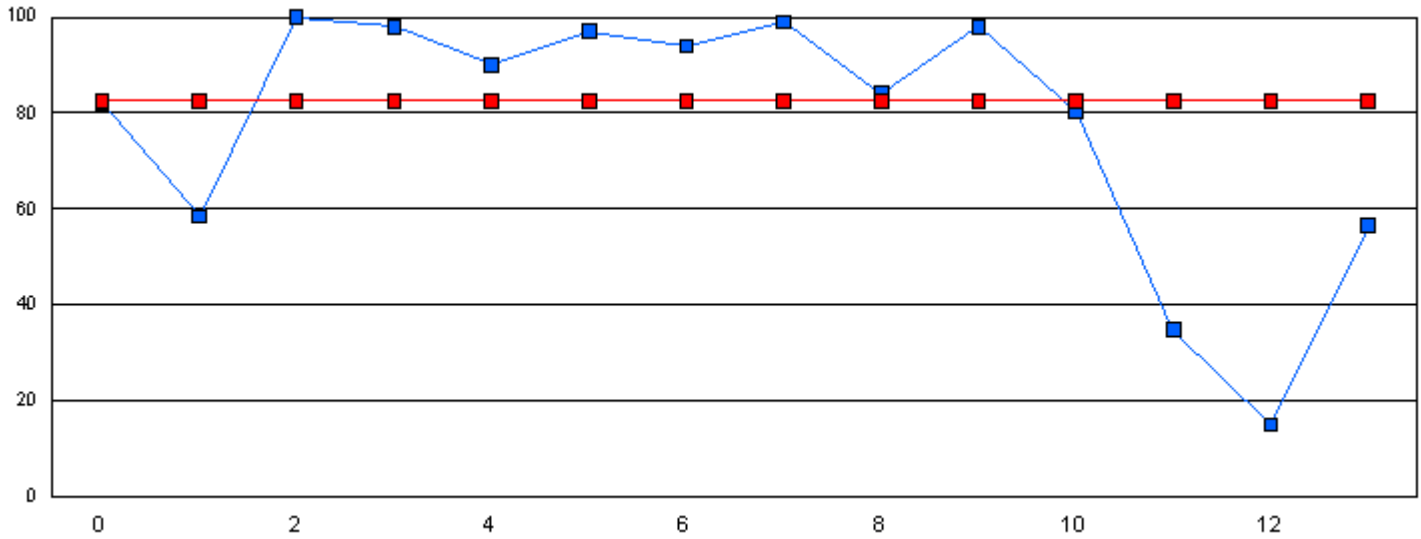
■ Phonemic Awareness *Student*
■ Phonemic Awareness *Province*

Student # Student Name

School data withheld for reasons of confidentiality.

Number of Students : 14

Phonemic Awareness



This graph shows performance of each student vs. the province. The provincial average on Phonemic Awareness is 82.5.

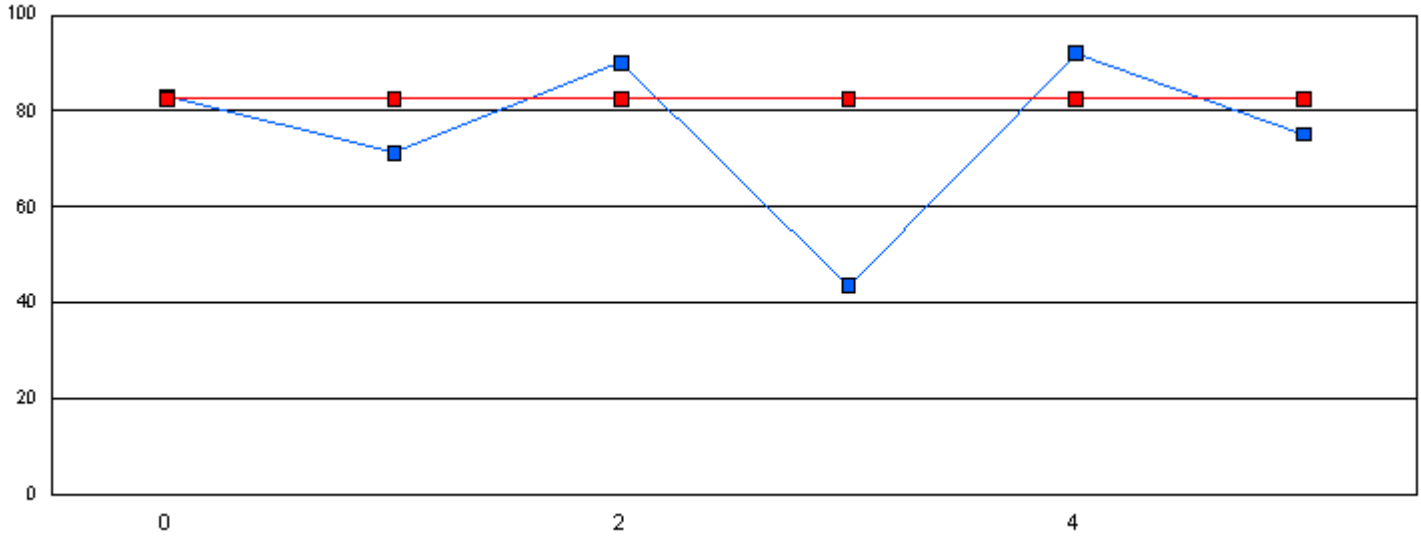
■ Phonemic Awareness *Student*
■ Phonemic Awareness *Province*

Student # Student Name

School data withheld for reasons of confidentiality.

Number of Students : 6

Phonemic Awareness



This graph shows performance of each student vs. the province. The provincial average on Phonemic Awareness is 82.5.

Phonemic Awareness *Student*
 Phonemic Awareness *Province*

Student # Student Name

School data withheld for reasons of confidentiality.

Number of Students : 3

Phonemic Awareness

School data with 5 or fewer students withheld for reasons of confidentiality.

This graph shows performance of each student vs. the province. The provincial average on Phonemic Awareness is 82.5.

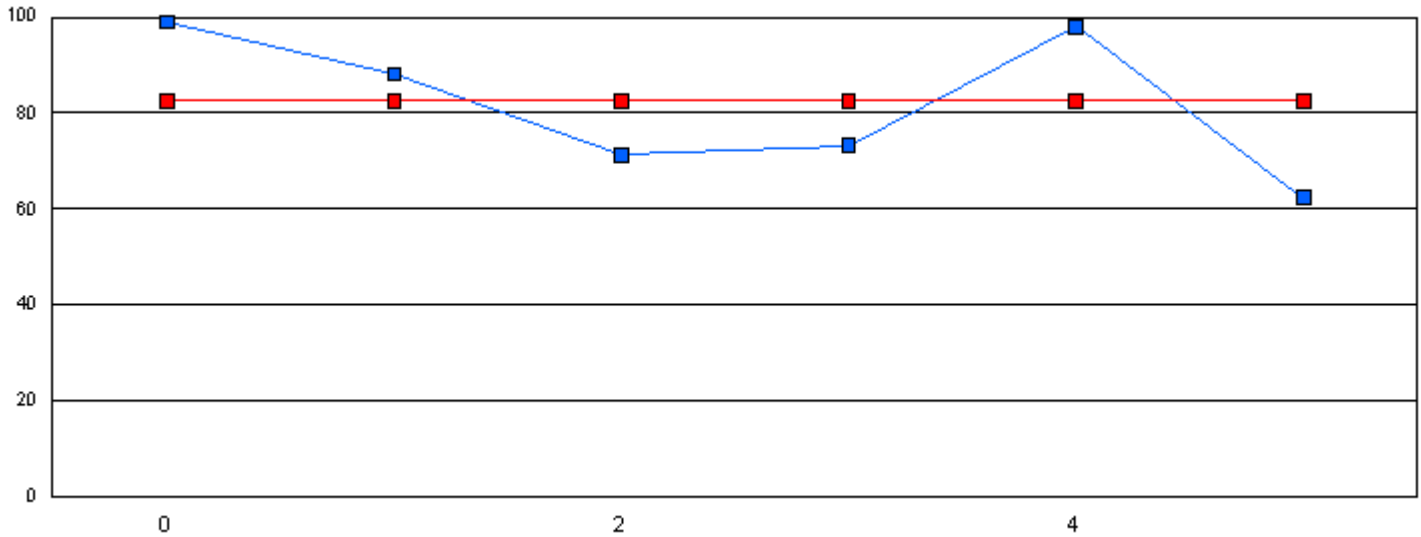
 Phonemic Awareness *Student*  Phonemic Awareness *Province*

Student # **Student Name**

School data withheld for reasons of confidentiality.

Number of Students : 6

Phonemic Awareness



This graph shows performance of each student vs. the province. The provincial average on Phonemic Awareness is 82.5.

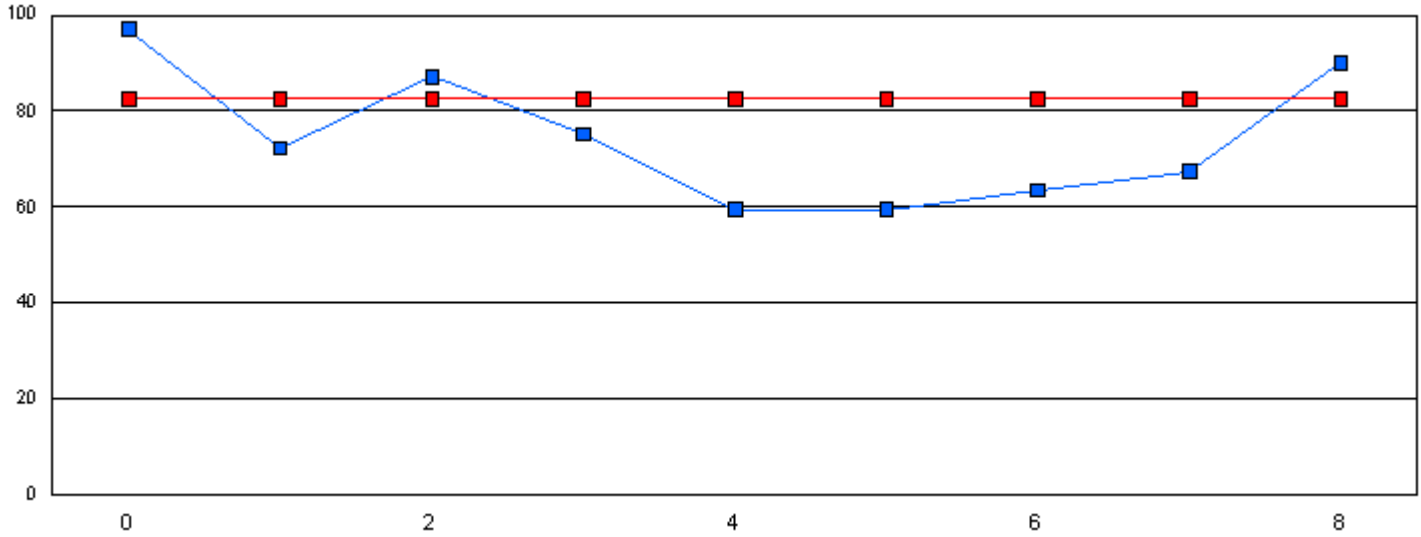
Phonemic Awareness *Student*
 Phonemic Awareness *Province*

Student # Student Name

School data withheld for reasons of confidentiality.

Number of Students : 9

Phonemic Awareness



This graph shows performance of each student vs. the province. The provincial average on Phonemic Awareness is 82.5.

Phonemic Awareness *Student*
 Phonemic Awareness *Province*

Student # **Student Name**


School data withheld for reasons of confidentiality.

Number of Students : 3

Phonemic Awareness

School data with 5 or fewer students withheld for reasons of confidentiality.

This graph shows performance of each student vs. the province. The provincial average on Phonemic Awareness is 82.5.

 Phonemic Awareness *Student*  Phonemic Awareness *Province*

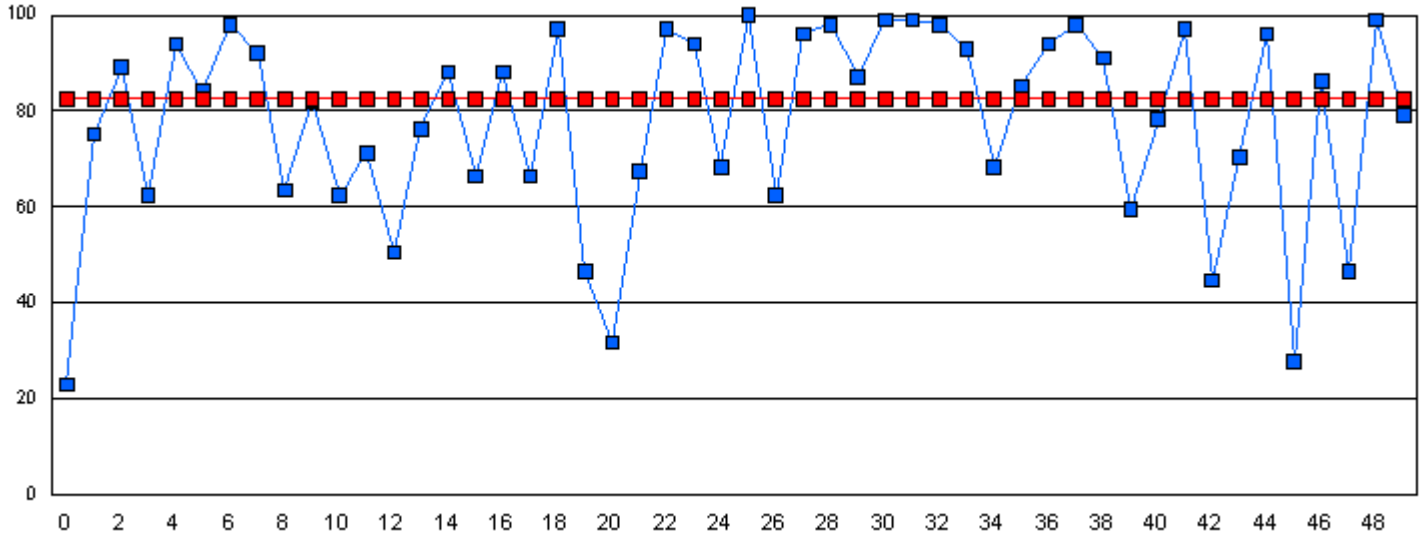
Student #

Student Name

School data withheld for reasons of confidentiality.

Number of Students : 50

Phonemic Awareness



This graph shows performance of each student vs. the province. The provincial average on Phonemic Awareness is 82.5.

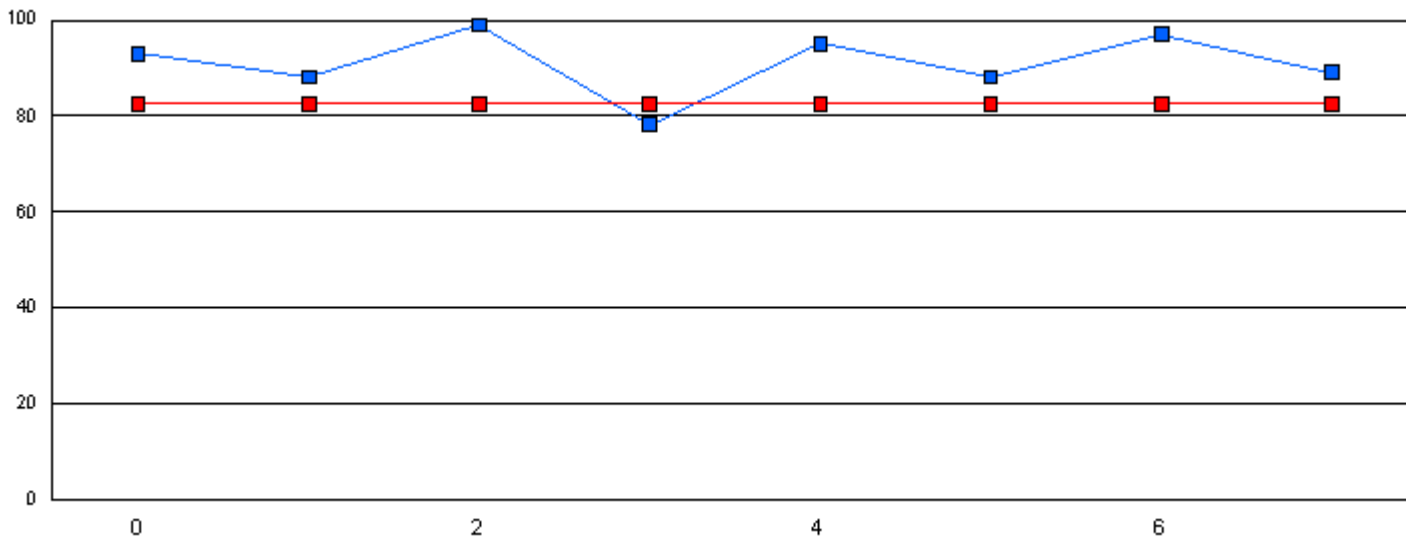
Phonemic Awareness *Student*
 Phonemic Awareness *Province*

Student # Student Name

School data withheld for reasons of confidentiality.

Number of Students : 8

Phonemic Awareness



This graph shows performance of each student vs. the province. The provincial average on Phonemic Awareness is 82.5.

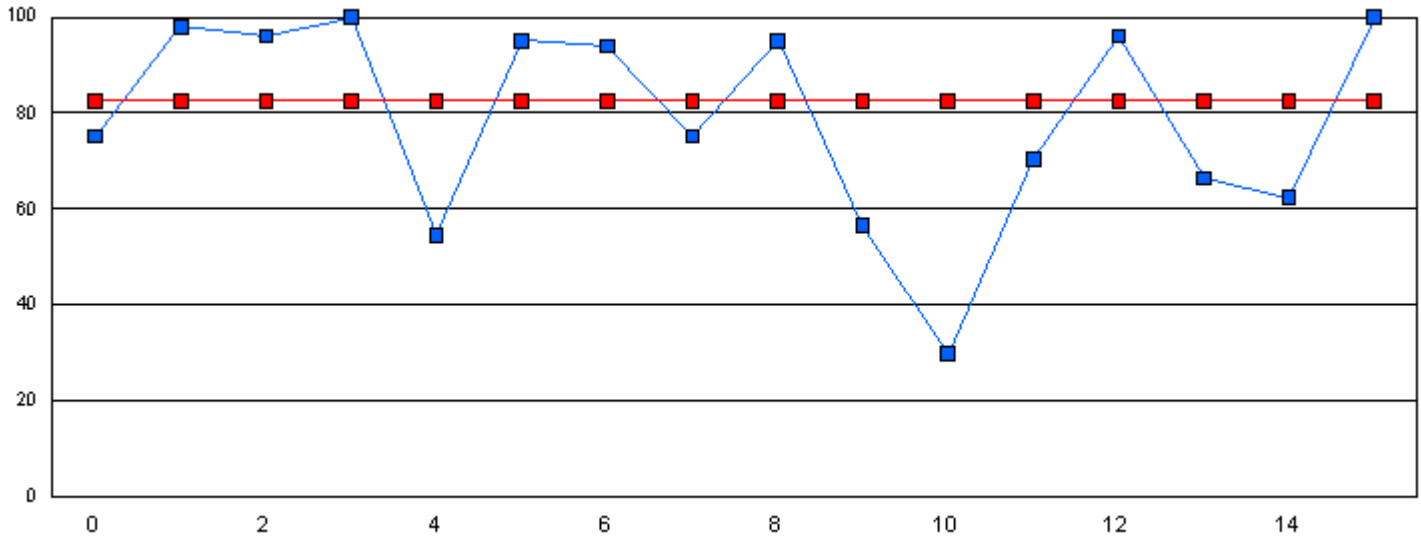
Phonemic Awareness *Student*
 Phonemic Awareness *Province*

Student # **Student Name**

School data withheld for reasons of confidentiality.

Number of Students : 17

Phonemic Awareness



This graph shows performance of each student vs. the province. The provincial average on Phonemic Awareness is 82.5.

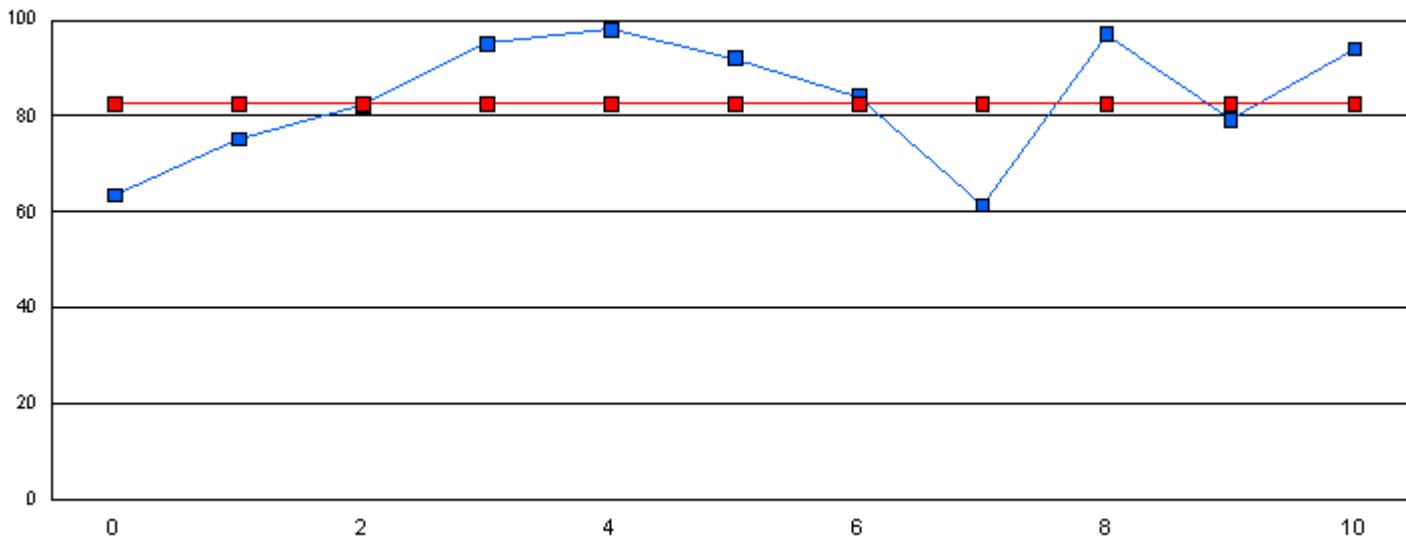
■ Phonemic Awareness *Student*
■ Phonemic Awareness *Province*

Student # Student Name

School data withheld for reasons of confidentiality.

Number of Students : 11

Phonemic Awareness



This graph shows performance of each student vs. the province. The provincial average on Phonemic Awareness is 82.5.

Phonemic Awareness *Student*
 Phonemic Awareness *Province*

Student # Student Name

School data withheld for reasons of confidentiality.

Number of Students : 2

Phonemic Awareness

School data with 5 or fewer students withheld for reasons of confidentiality.

This graph shows performance of each student vs. the province. The provincial average on Phonemic Awareness is 82.5.

 Phonemic Awareness *Student*  Phonemic Awareness *Province*

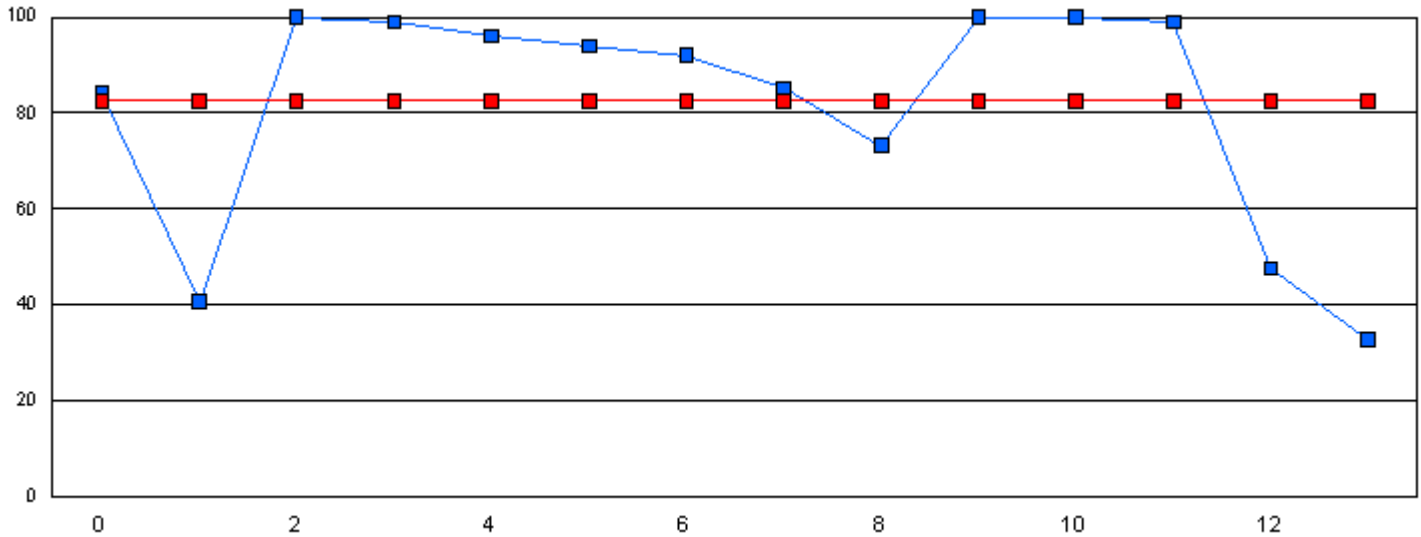
Student #

Student Name

School data withheld for reasons of confidentiality.

Number of Students : 14

Phonemic Awareness



This graph shows performance of each student vs. the province. The provincial average on Phonemic Awareness is 82.5.

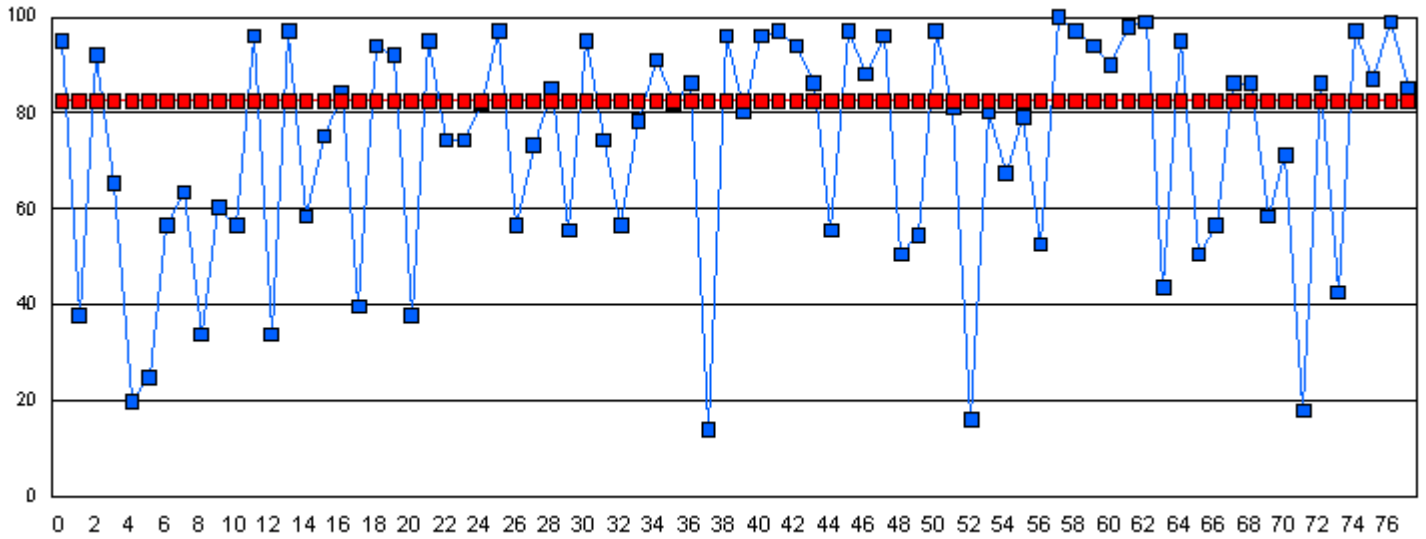
■ Phonemic Awareness *Student*
■ Phonemic Awareness *Province*

Student # Student Name

School data withheld for reasons of confidentiality.

Number of Students : 78

Phonemic Awareness



This graph shows performance of each student vs. the province. The provincial average on Phonemic Awareness is 82.5.

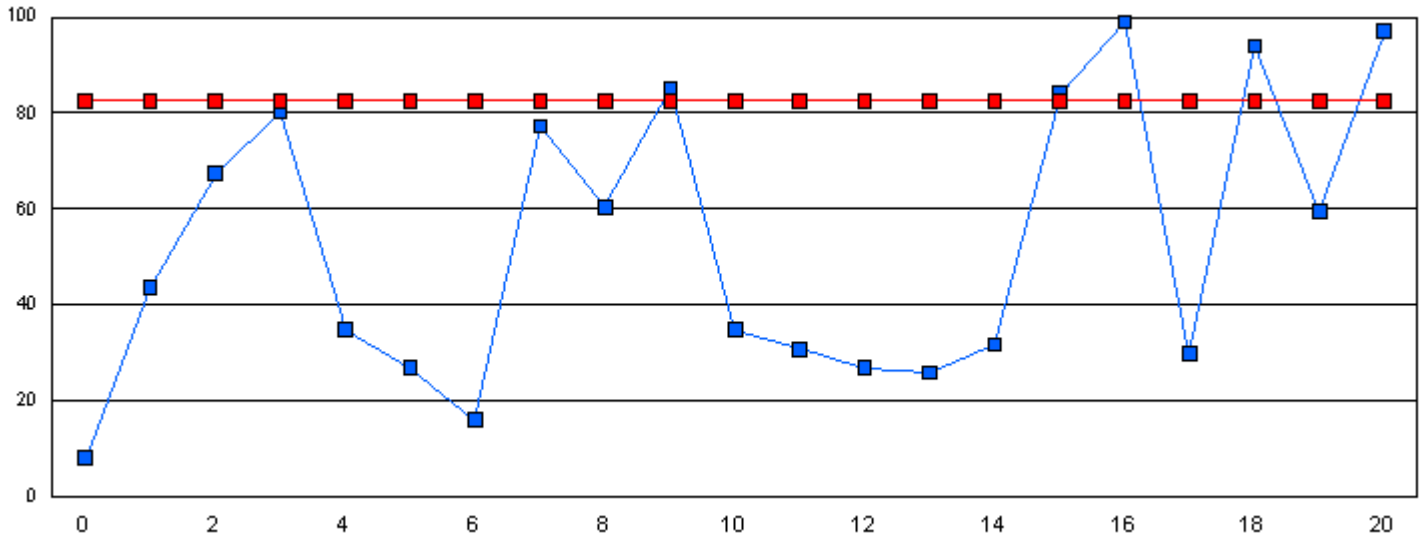
Phonemic Awareness *Student*
 Phonemic Awareness *Province*

Student # Student Name

School data withheld for reasons of confidentiality.

Number of Students : 21

Phonemic Awareness



This graph shows performance of each student vs. the province. The provincial average on Phonemic Awareness is 82.5.

Phonemic Awareness *Student*
 Phonemic Awareness *Province*

Student # Student Name

School data withheld for reasons of confidentiality.

Number of Students : 1

Phonemic Awareness

School data with 5 or fewer students withheld for reasons of confidentiality.

This graph shows performance of each student vs. the province. The provincial average on Phonemic Awareness is 82.5.

 Phonemic Awareness *Student*  Phonemic Awareness *Province*

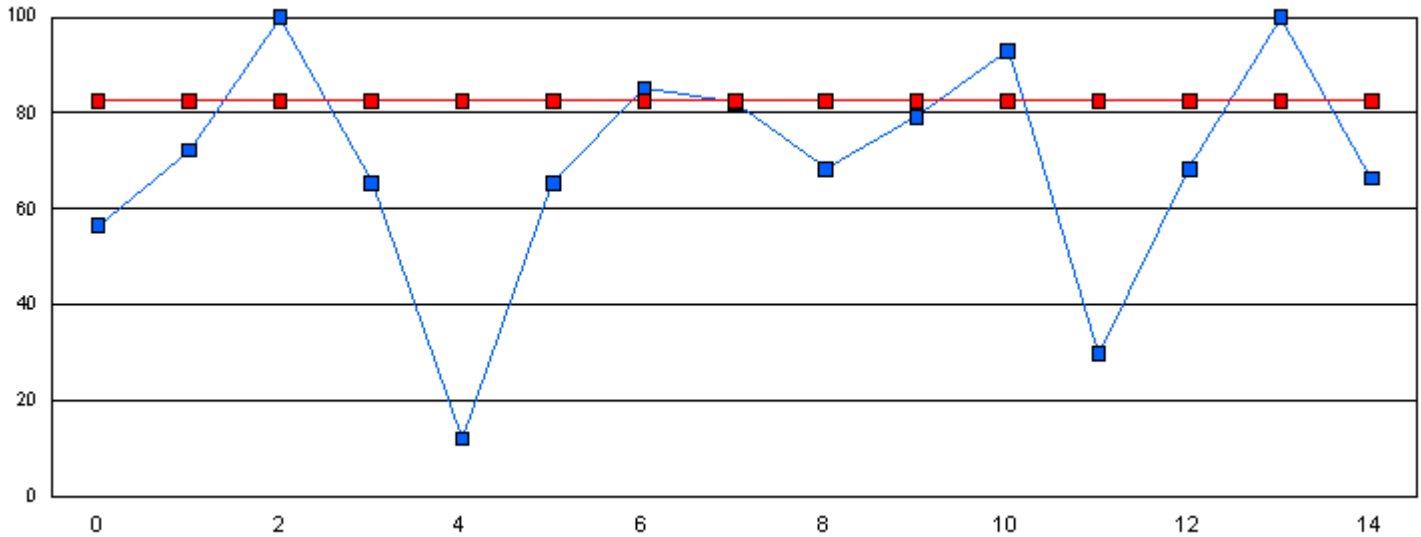
Student #

Student Name

School data withheld for reasons of confidentiality.

Number of Students : 15

Phonemic Awareness



This graph shows performance of each student vs. the province. The provincial average on Phonemic Awareness is 82.5.

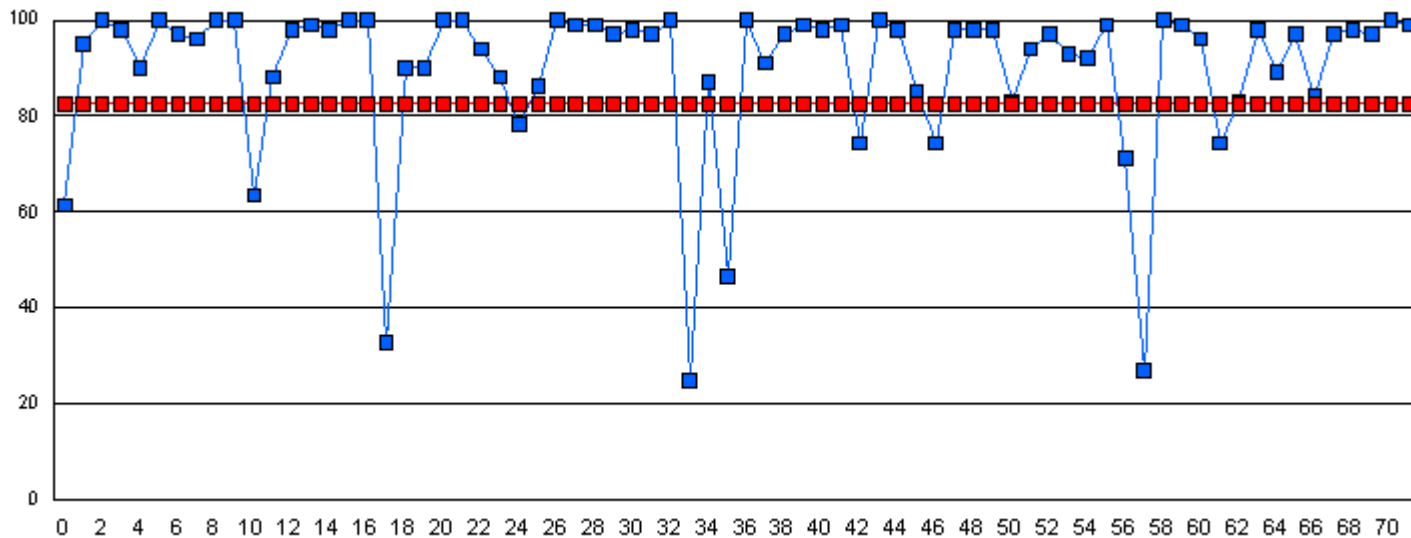
Phonemic Awareness *Student*
 Phonemic Awareness *Province*

Student # **Student Name**

School data withheld for reasons of confidentiality.

Number of Students : 72

Phonemic Awareness



This graph shows performance of each student vs. the province. The provincial average on Phonemic Awareness is 82.5.

■ Phonemic Awareness *Student*
■ Phonemic Awareness *Province*

Student # Student Name

School data withheld for reasons of confidentiality.

Number of Students : 4

Phonemic Awareness

School data with 5 or fewer students withheld for reasons of confidentiality.

This graph shows performance of each student vs. the province. The provincial average on Phonemic Awareness is 82.5.

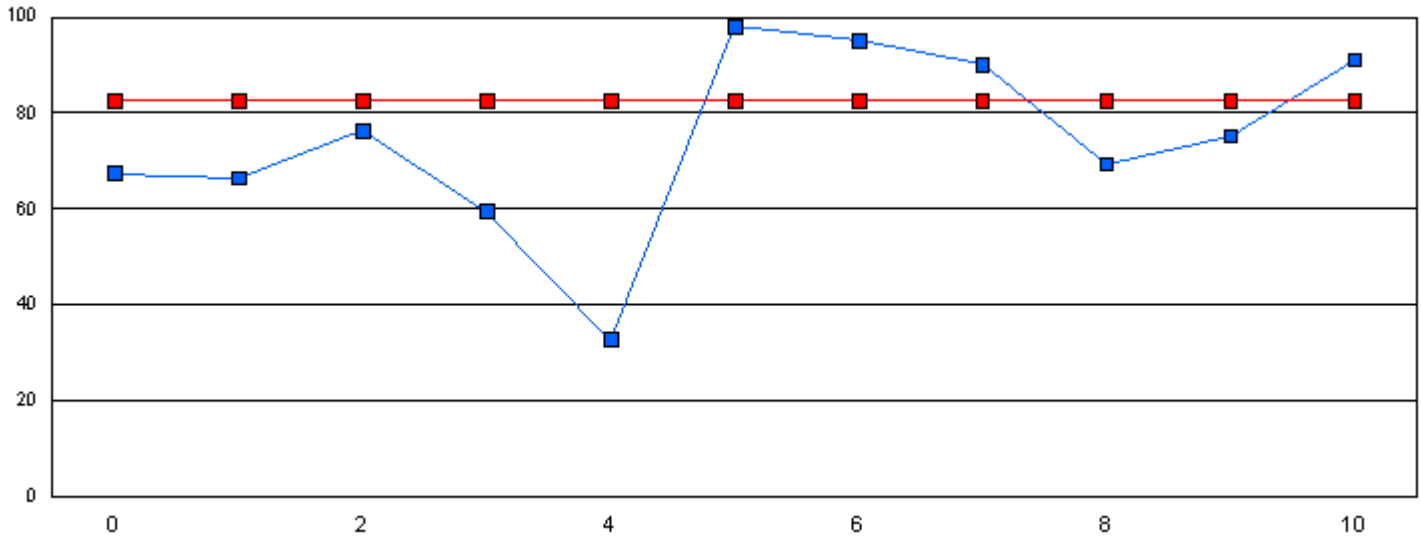
 Phonemic Awareness *Student*  Phonemic Awareness *Province*

Student # **Student Name**

School data withheld for reasons of confidentiality.

Number of Students : 11

Phonemic Awareness



This graph shows performance of each student vs. the province. The provincial average on Phonemic Awareness is 82.5.

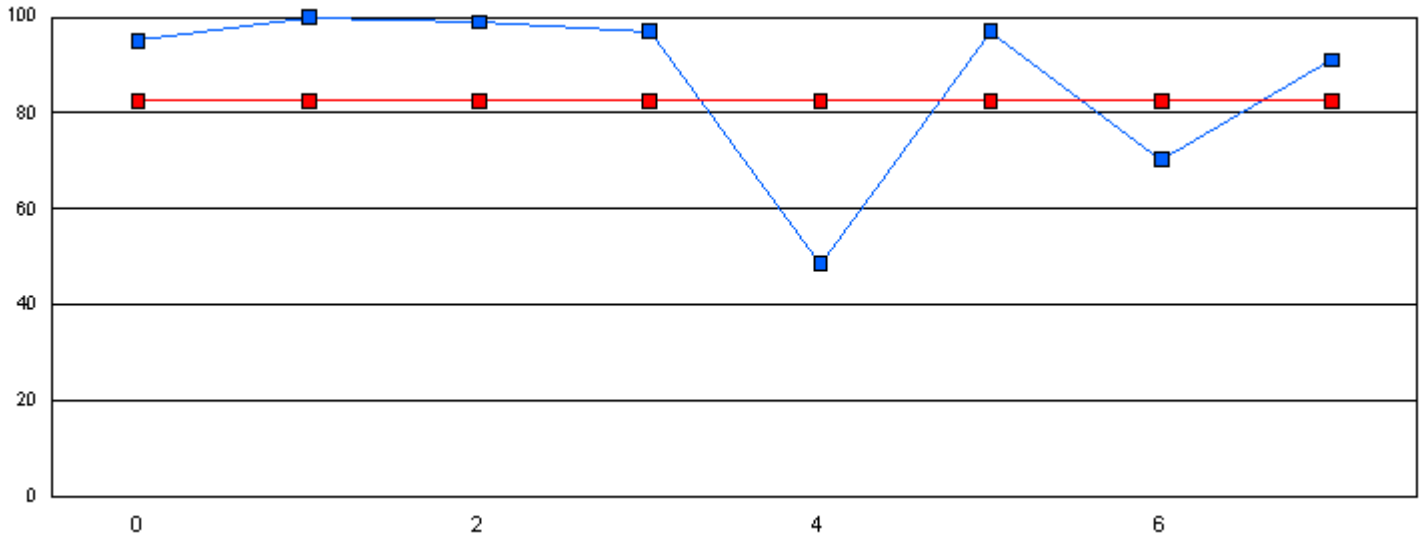
Phonemic Awareness *Student*
 Phonemic Awareness *Province*

Student # Student Name

School data withheld for reasons of confidentiality.

Number of Students : 8

Phonemic Awareness



This graph shows performance of each student vs. the province. The provincial average on Phonemic Awareness is 82.5.

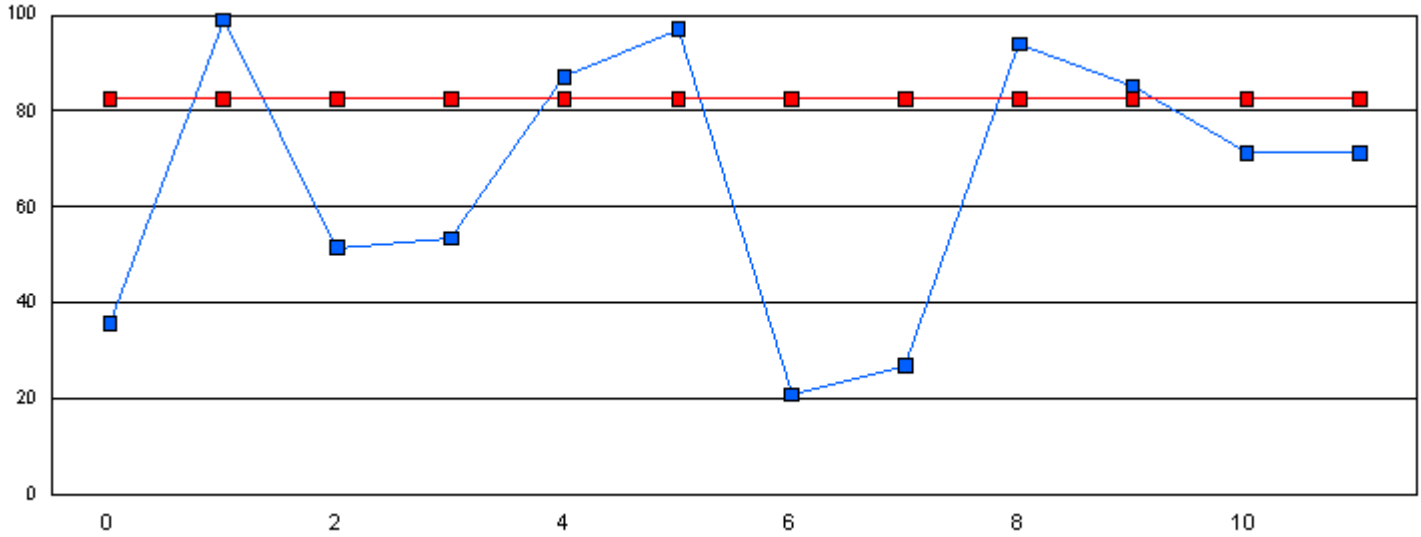
Phonemic Awareness *Student*
 Phonemic Awareness *Province*

Student # Student Name

School data withheld for reasons of confidentiality.

Number of Students : 12

Phonemic Awareness



This graph shows performance of each student vs. the province. The provincial average on Phonemic Awareness is 82.5.

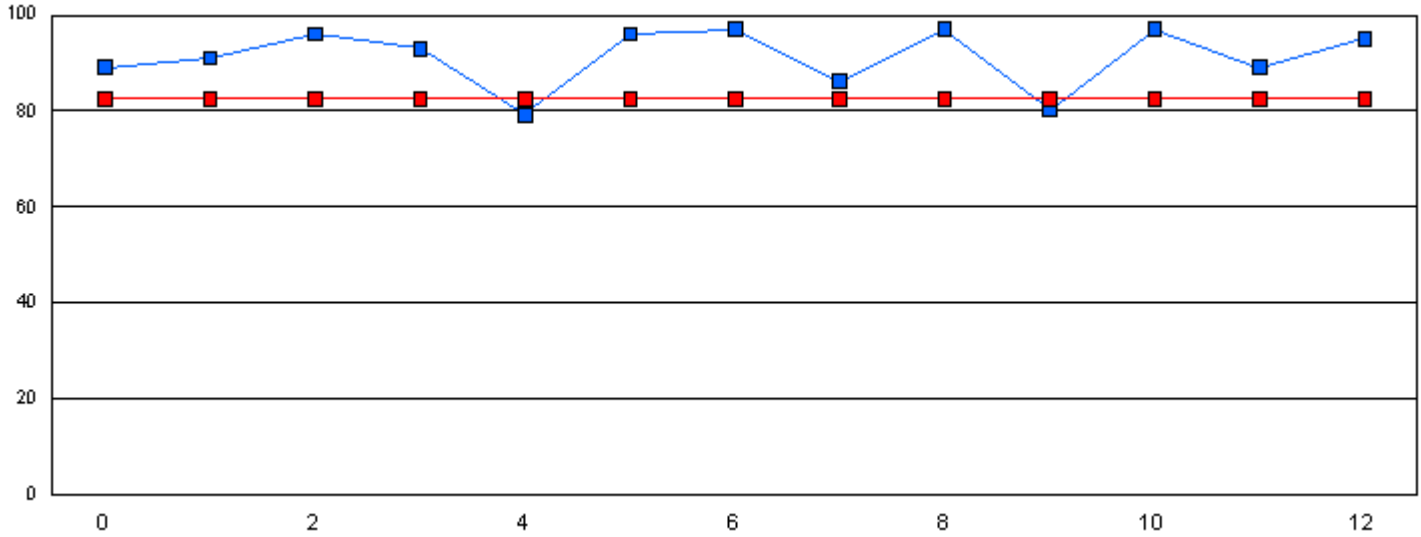
Phonemic Awareness *Student*
 Phonemic Awareness *Province*

Student # Student Name

School data withheld for reasons of confidentiality.

Number of Students : 13

Phonemic Awareness



This graph shows performance of each student vs. the province. The provincial average on Phonemic Awareness is 82.5.

Phonemic Awareness *Student*
 Phonemic Awareness *Province*

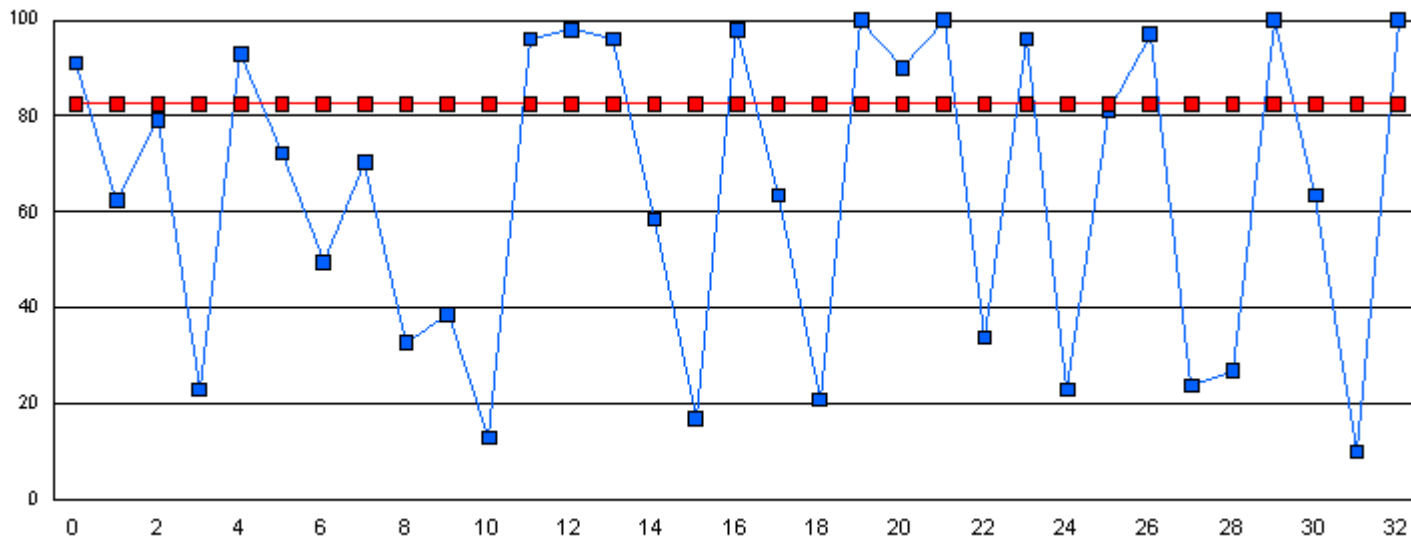
Student #

Student Name

School data withheld for reasons of confidentiality.

Number of Students : 33

Phonemic Awareness



This graph shows performance of each student vs. the province. The provincial average on Phonemic Awareness is 82.5.

Phonemic Awareness *Student*
 Phonemic Awareness *Province*

Student # Student Name

School data withheld for reasons of confidentiality.

Number of Students : 3

Phonemic Awareness

School data with 5 or fewer students withheld for reasons of confidentiality.

This graph shows performance of each student vs. the province. The provincial average on Phonemic Awareness is 82.5.

 Phonemic Awareness *Student*  Phonemic Awareness *Province*

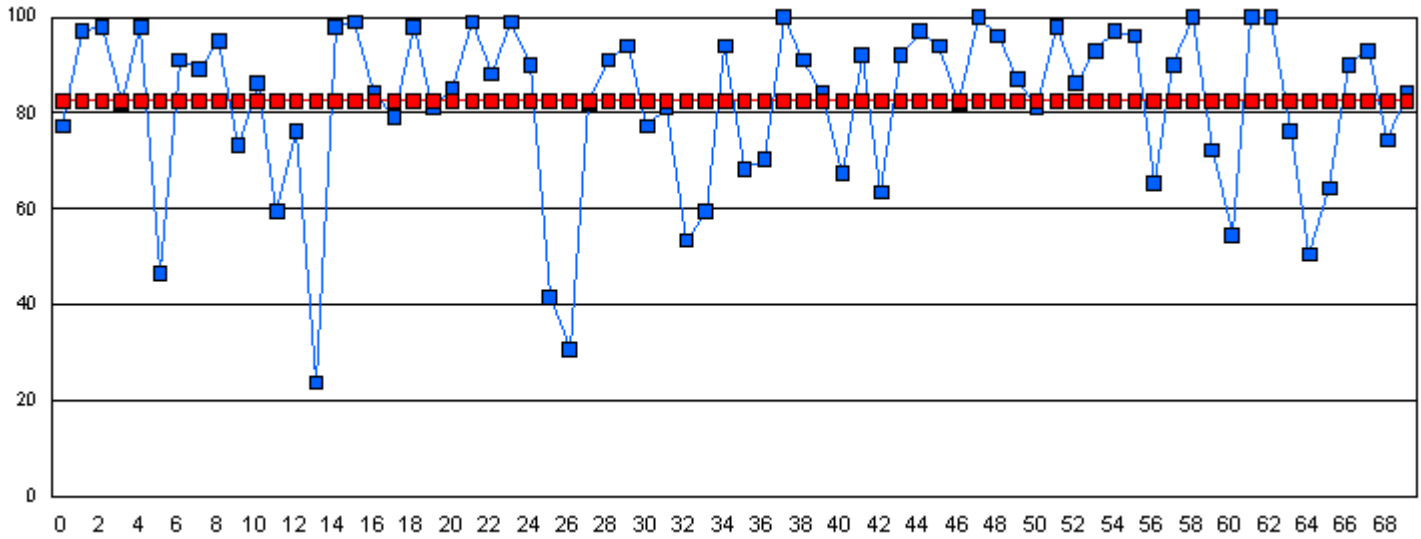
Student #

Student Name

School data withheld for reasons of confidentiality.

Number of Students : 71

Phonemic Awareness



This graph shows performance of each student vs. the province. The provincial average on Phonemic Awareness is 82.5.

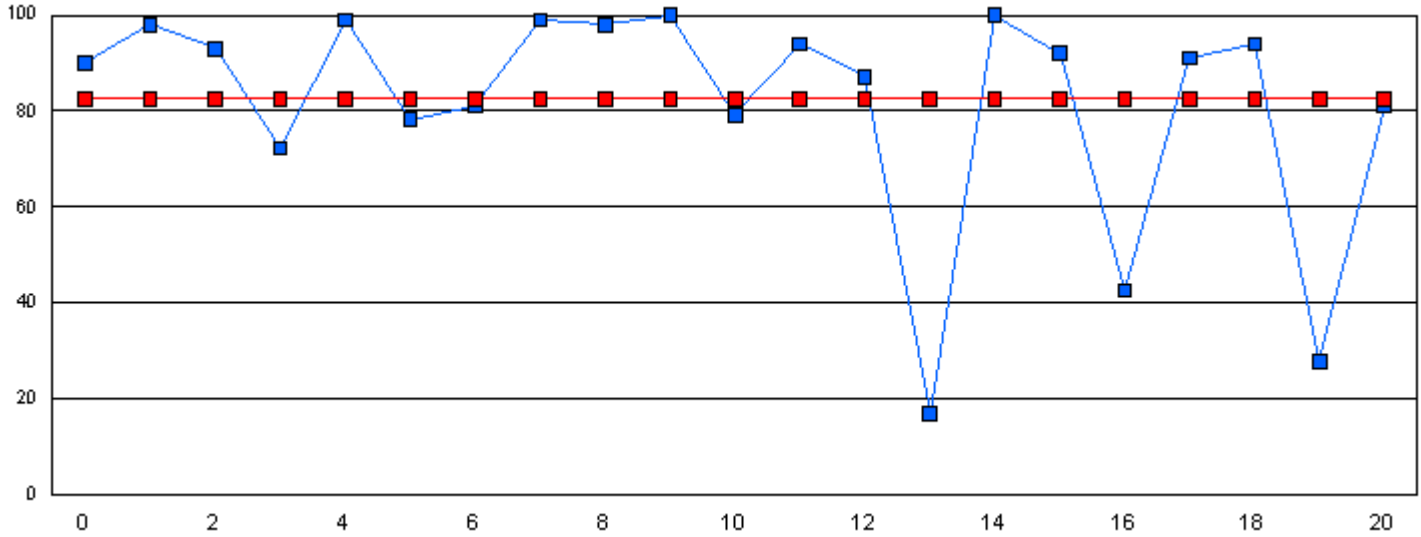
Phonemic Awareness *Student*
 Phonemic Awareness *Province*

Student # Student Name

School data withheld for reasons of confidentiality.

Number of Students : 21

Phonemic Awareness



This graph shows performance of each student vs. the province. The provincial average on Phonemic Awareness is 82.5.

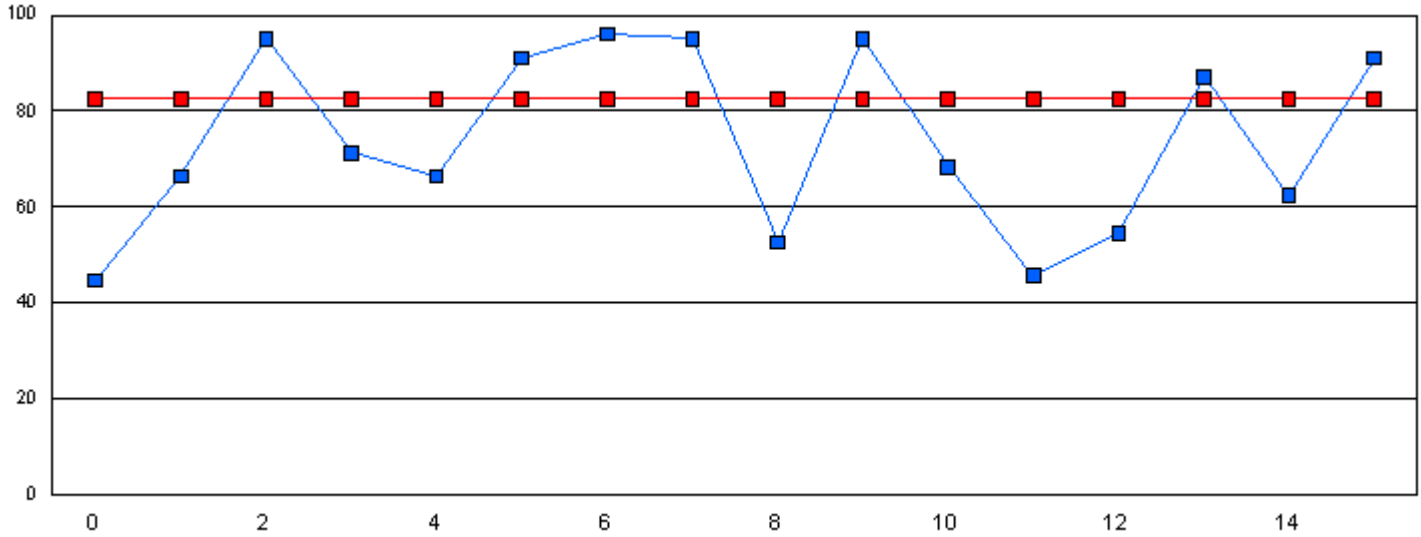
Phonemic Awareness *Student*
 Phonemic Awareness *Province*

Student # Student Name

School data withheld for reasons of confidentiality.

Number of Students : 16

Phonemic Awareness



This graph shows performance of each student vs. the province. The provincial average on Phonemic Awareness is 82.5.

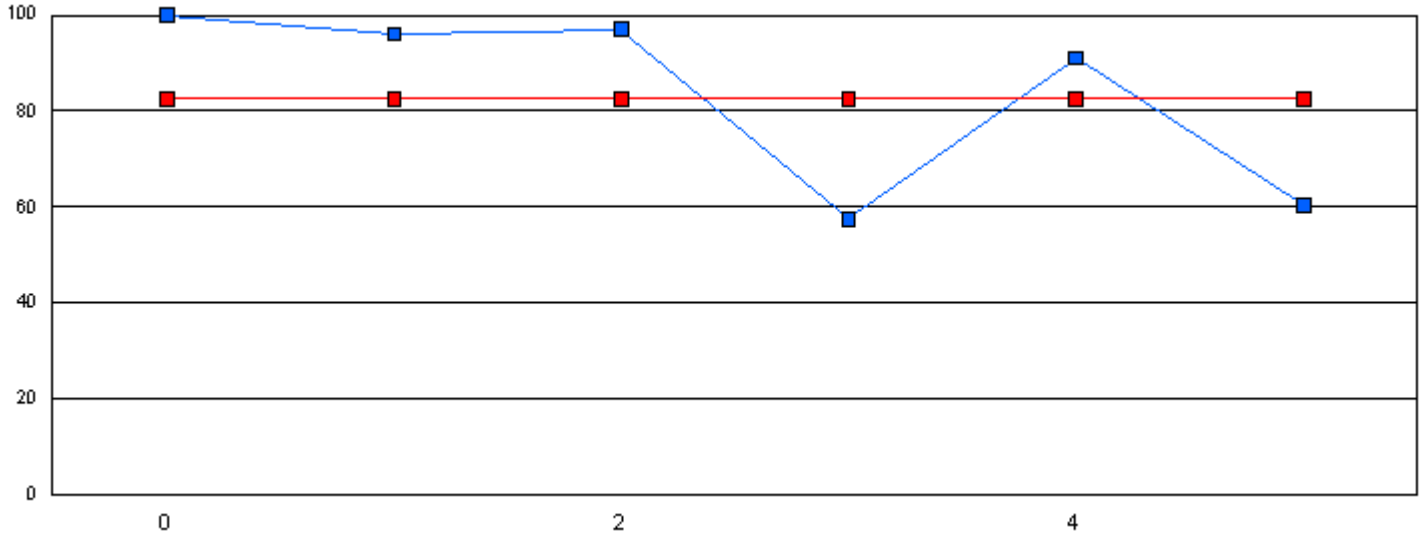
■ Phonemic Awareness *Student*
■ Phonemic Awareness *Province*

Student # **Student Name**

School data withheld for reasons of confidentiality.

Number of Students : 7

Phonemic Awareness



This graph shows performance of each student vs. the province. The provincial average on Phonemic Awareness is 82.5.

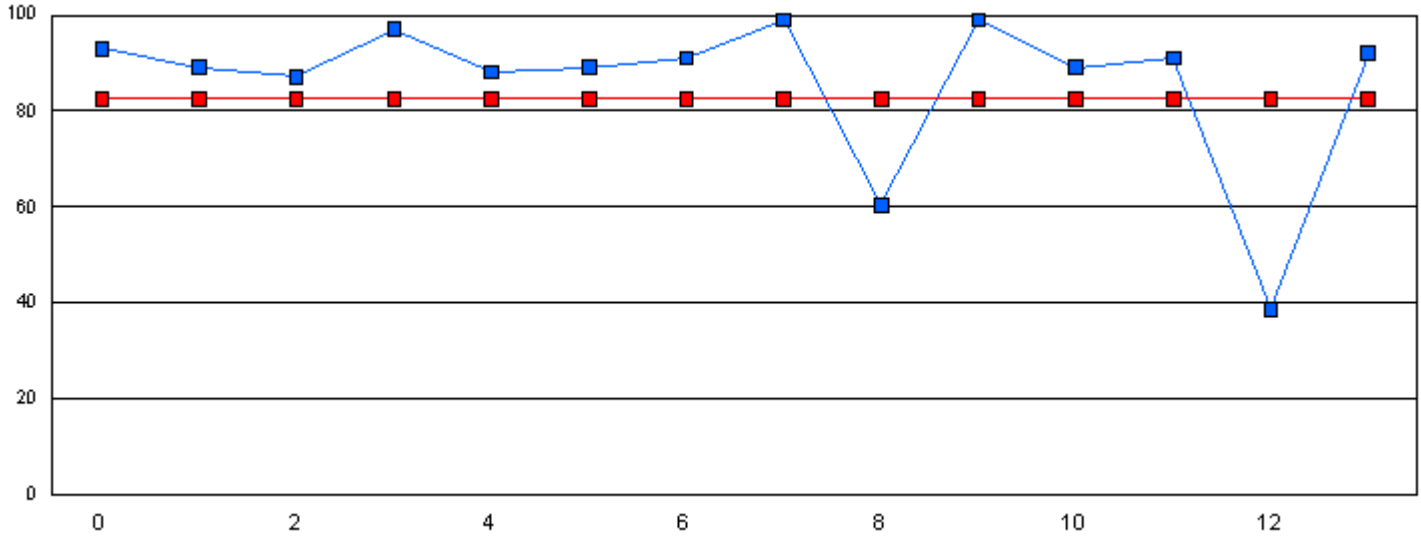
Phonemic Awareness *Student*
 Phonemic Awareness *Province*

Student # Student Name

School data withheld for reasons of confidentiality.

Number of Students : 14

Phonemic Awareness



This graph shows performance of each student vs. the province. The provincial average on Phonemic Awareness is 82.5.

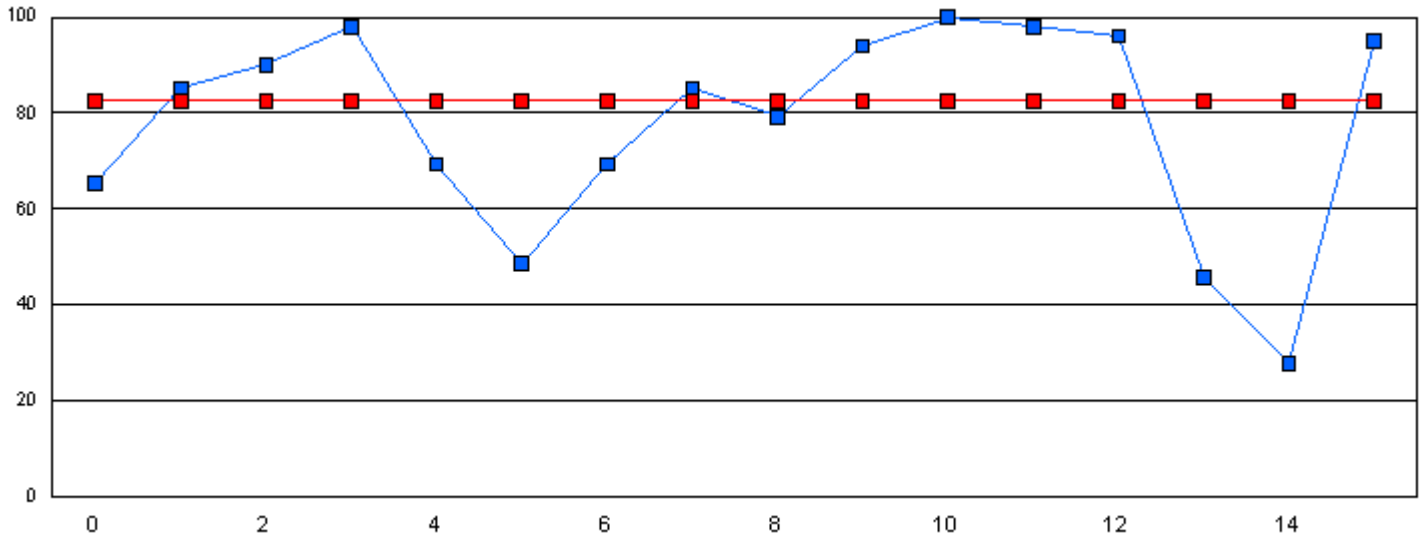
Phonemic Awareness *Student*
 Phonemic Awareness *Province*

Student # Student Name

School data withheld for reasons of confidentiality.

Number of Students : 16

Phonemic Awareness



This graph shows performance of each student vs. the province. The provincial average on Phonemic Awareness is 82.5.

Phonemic Awareness *Student*
 Phonemic Awareness *Province*

Student # Student Name

School data withheld for reasons of confidentiality.

Number of Students : 3

Phonemic Awareness

School data with 5 or fewer students withheld for reasons of confidentiality.

This graph shows performance of each student vs. the province. The provincial average on Phonemic Awareness is 82.5.

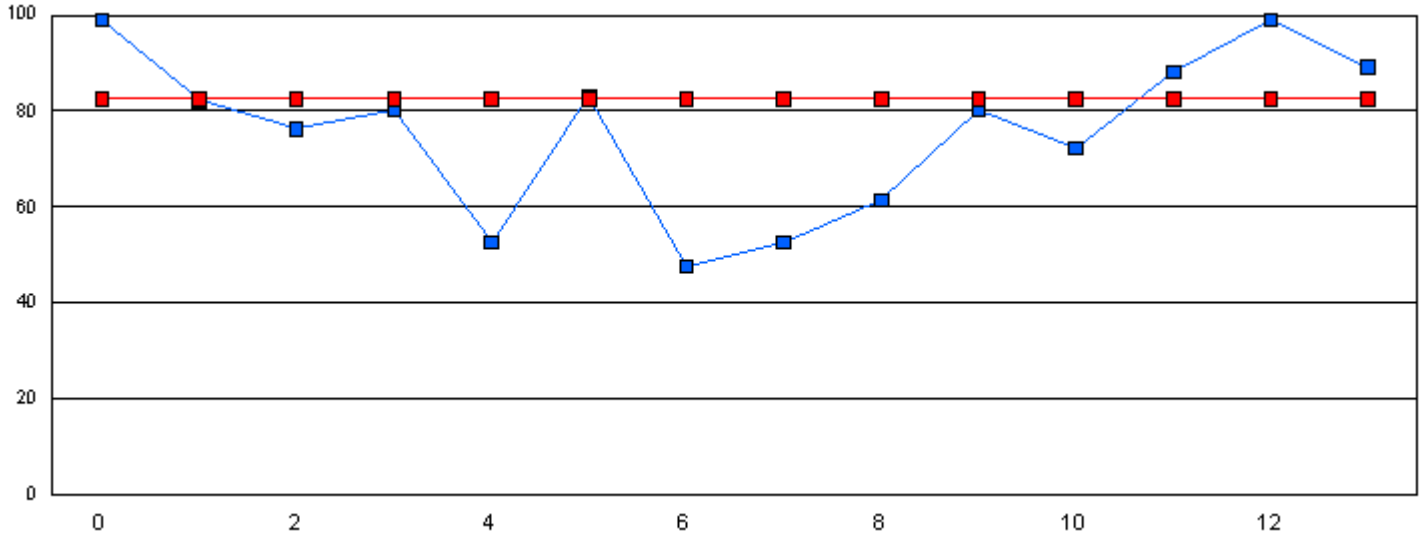
 Phonemic Awareness *Student*  Phonemic Awareness *Province*

Student # **Student Name**

School data withheld for reasons of confidentiality.

Number of Students : 14

Phonemic Awareness



This graph shows performance of each student vs. the province. The provincial average on Phonemic Awareness is 82.5.

Phonemic Awareness *Student*
 Phonemic Awareness *Province*

Student # Student Name

School data withheld for reasons of confidentiality.

Number of Students : 4

Phonemic Awareness

School data with 5 or fewer students withheld for reasons of confidentiality.

This graph shows performance of each student vs. the province. The provincial average on Phonemic Awareness is 82.5.

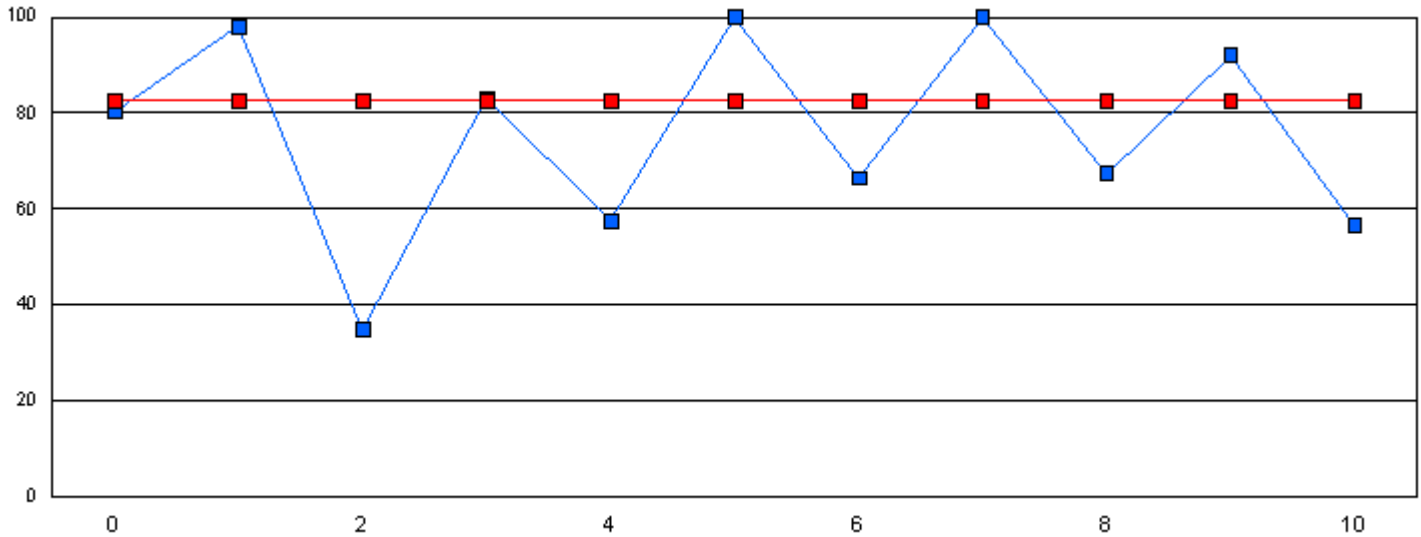
 Phonemic Awareness *Student*  Phonemic Awareness *Province*

Student # **Student Name**

School data withheld for reasons of confidentiality.

Number of Students : 11

Phonemic Awareness



This graph shows performance of each student vs. the province. The provincial average on Phonemic Awareness is 82.5.

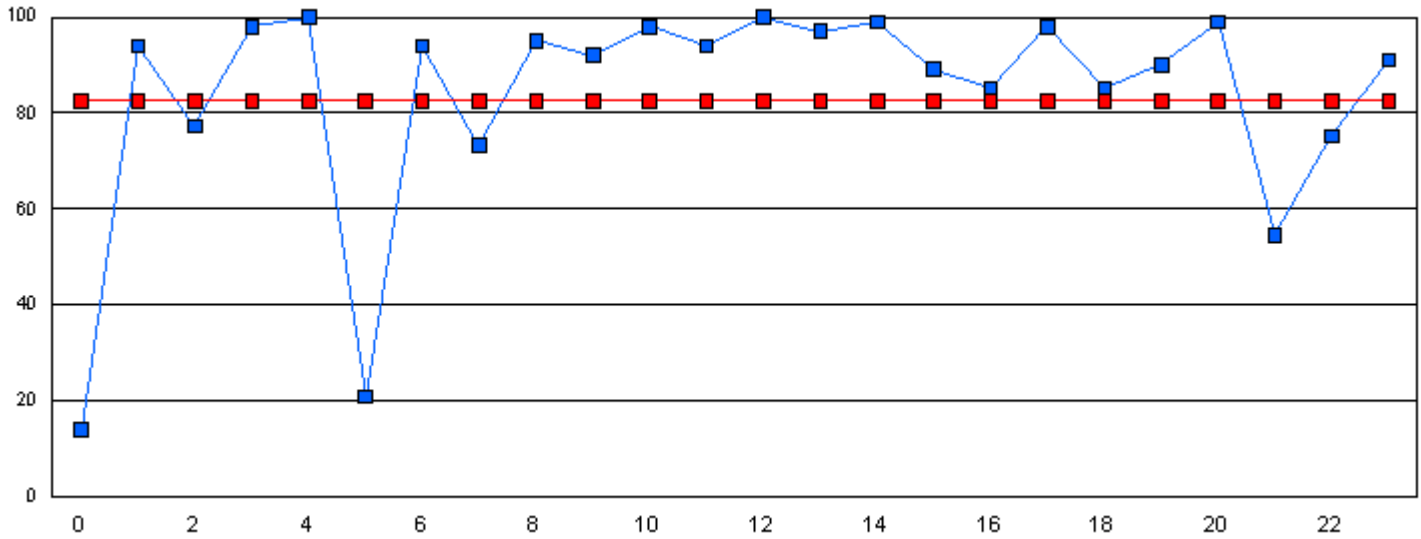
Phonemic Awareness *Student*
 Phonemic Awareness *Province*

Student # Student Name

School data withheld for reasons of confidentiality.

Number of Students : 24

Phonemic Awareness



This graph shows performance of each student vs. the province. The provincial average on Phonemic Awareness is 82.5.

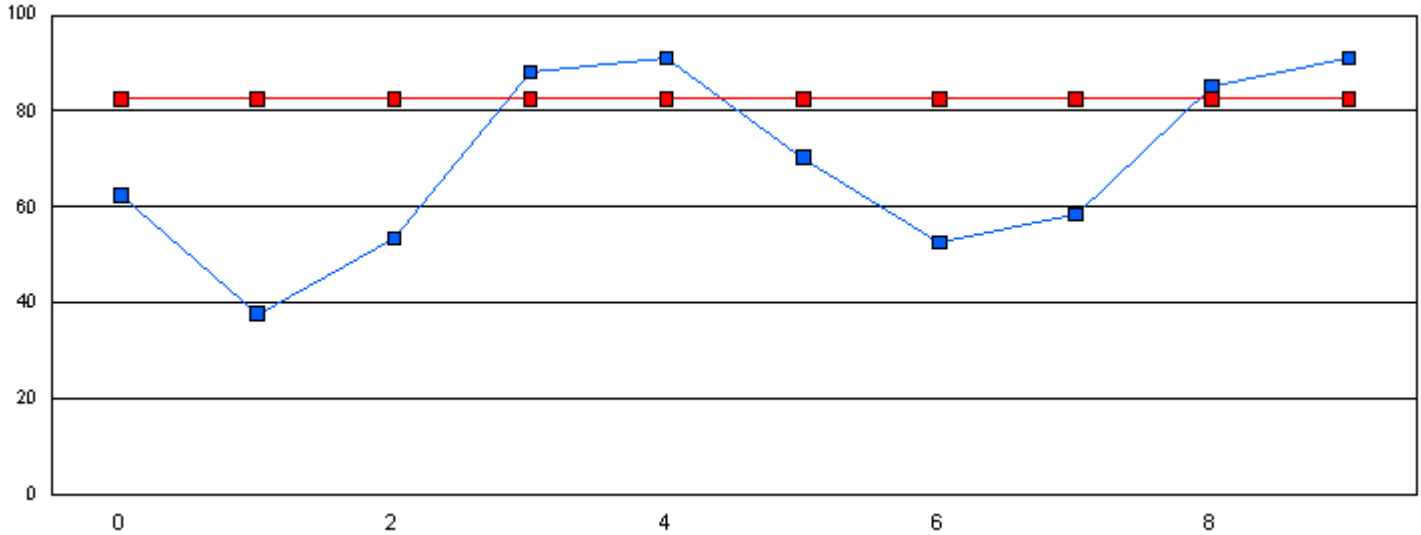
Phonemic Awareness *Student*
 Phonemic Awareness *Province*

Student # Student Name

School data withheld for reasons of confidentiality.

Number of Students : 10

Phonemic Awareness



This graph shows performance of each student vs. the province. The provincial average on Phonemic Awareness is 82.5.

Phonemic Awareness *Student*
 Phonemic Awareness *Province*

Student # **Student Name**

School data withheld for reasons of confidentiality.

Number of Students : 1

Phonemic Awareness

School data with 5 or fewer students withheld for reasons of confidentiality.

This graph shows performance of each student vs. the province. The provincial average on Phonemic Awareness is 82.5.

 Phonemic Awareness *Student*  Phonemic Awareness *Province*

Student #

Student Name

School data withheld for reasons of confidentiality.

Number of Students : 2

Phonemic Awareness

School data with 5 or fewer students withheld for reasons of confidentiality.

This graph shows performance of each student vs. the province. The provincial average on Phonemic Awareness is 82.5.

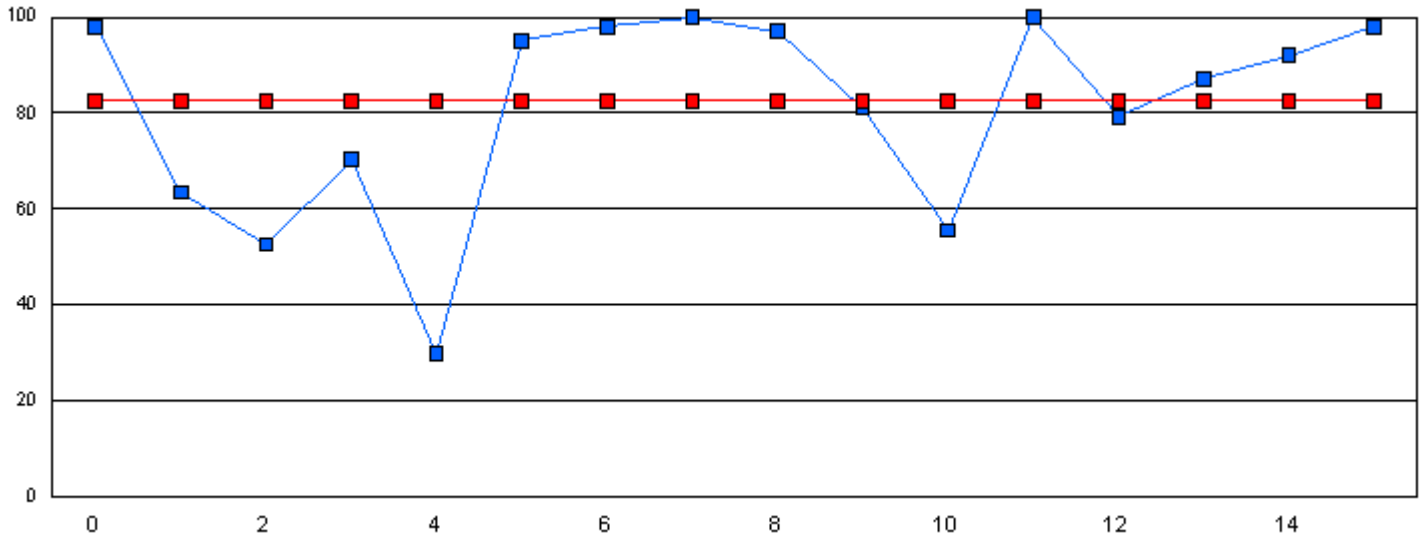
 Phonemic Awareness *Student*  Phonemic Awareness *Province*

Student # **Student Name**

School data withheld for reasons of confidentiality.

Number of Students : 16

Phonemic Awareness



This graph shows performance of each student vs. the province. The provincial average on Phonemic Awareness is 82.5.

Phonemic Awareness *Student*
 Phonemic Awareness *Province*

Student # Student Name

School data withheld for reasons of confidentiality.

Number of Students : 2

Phonemic Awareness

School data with 5 or fewer students withheld for reasons of confidentiality.

This graph shows performance of each student vs. the province. The provincial average on Phonemic Awareness is 82.5.

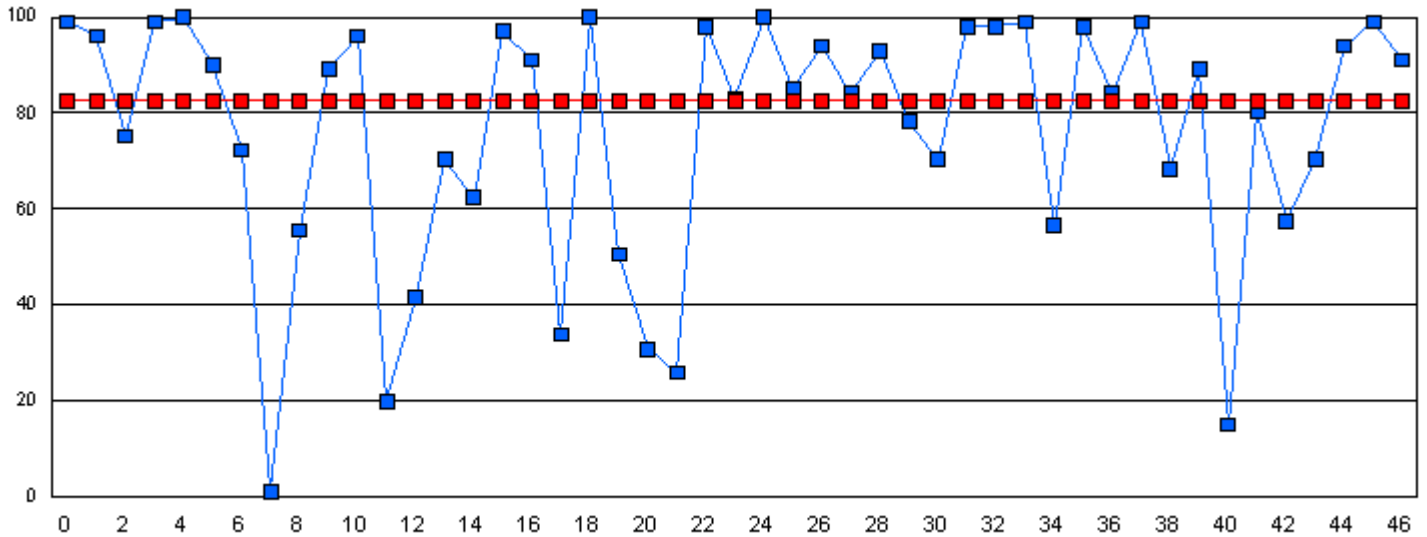
 Phonemic Awareness *Student*  Phonemic Awareness *Province*

Student # **Student Name**

School data withheld for reasons of confidentiality.

Number of Students : 48

Phonemic Awareness



This graph shows performance of each student vs. the province. The provincial average on Phonemic Awareness is 82.5.

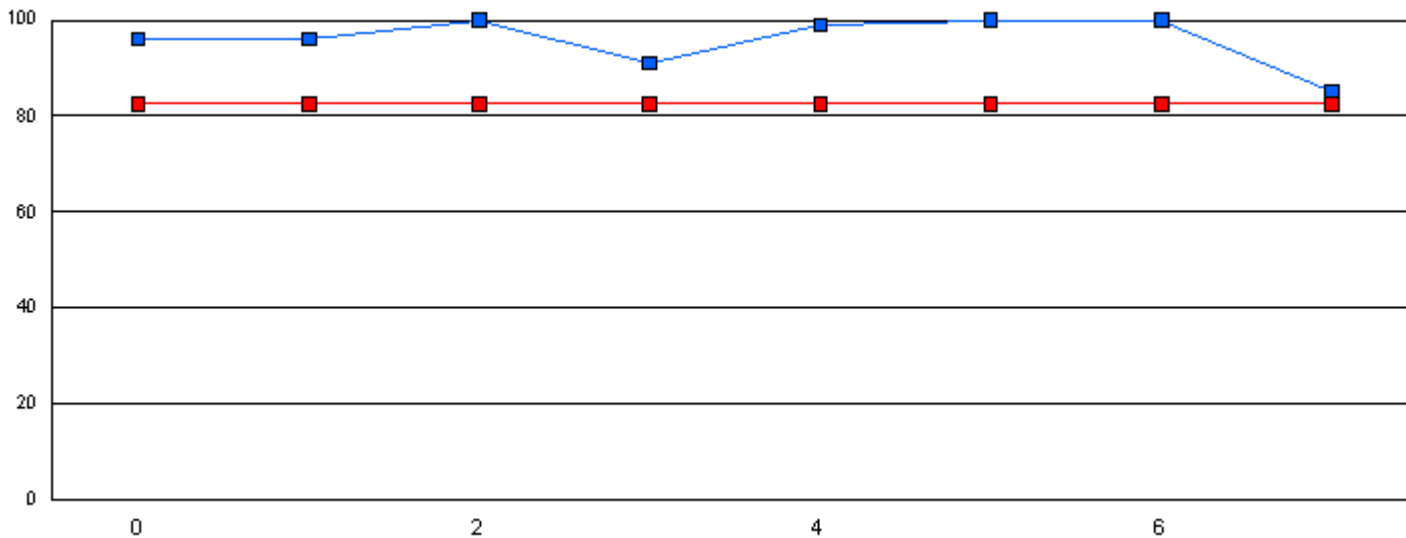
Phonemic Awareness *Student*
 Phonemic Awareness *Province*

Student # Student Name

School data withheld for reasons of confidentiality.

Number of Students : 8

Phonemic Awareness



This graph shows performance of each student vs. the province. The provincial average on Phonemic Awareness is 82.5.

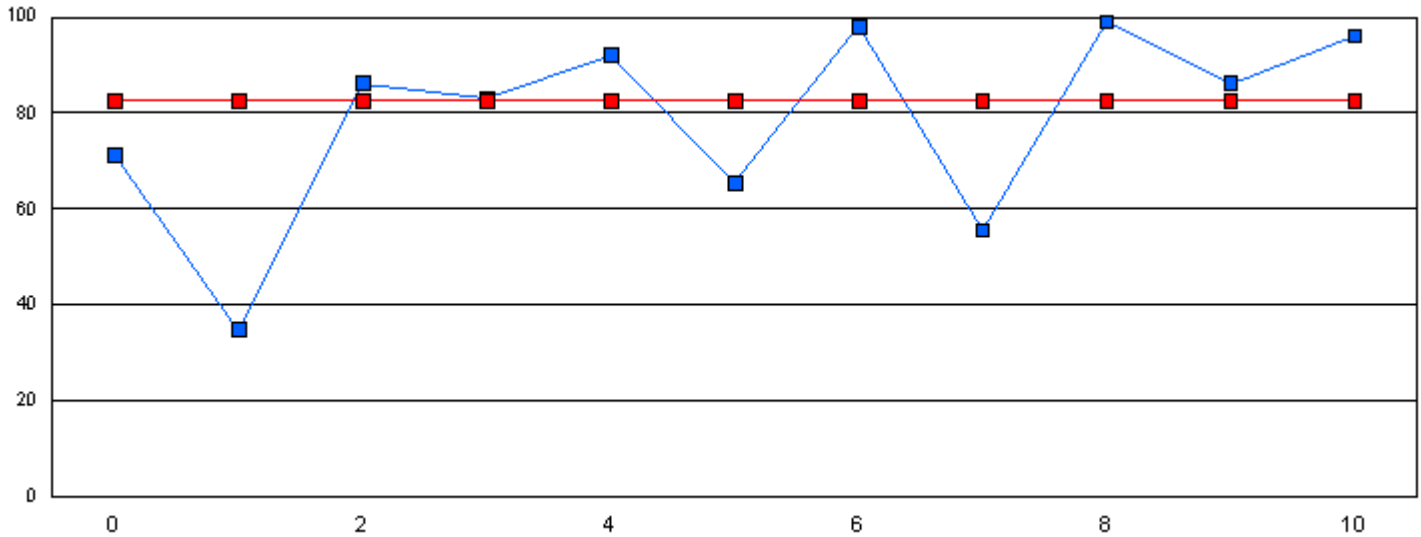
Phonemic Awareness *Student*
 Phonemic Awareness *Province*

Student # **Student Name**

School data withheld for reasons of confidentiality.

Number of Students : 11

Phonemic Awareness



This graph shows performance of each student vs. the province. The provincial average on Phonemic Awareness is 82.5.

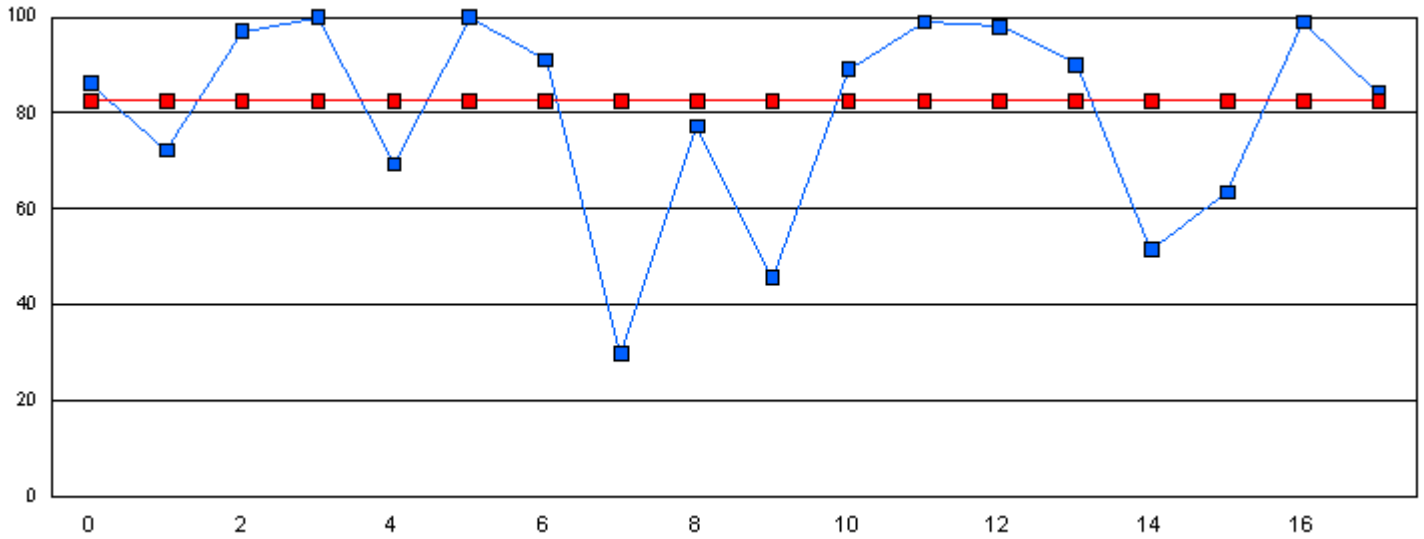
Phonemic Awareness *Student*
 Phonemic Awareness *Province*

Student # **Student Name**

School data withheld for reasons of confidentiality.

Number of Students : 20

Phonemic Awareness



This graph shows performance of each student vs. the province. The provincial average on Phonemic Awareness is 82.5.

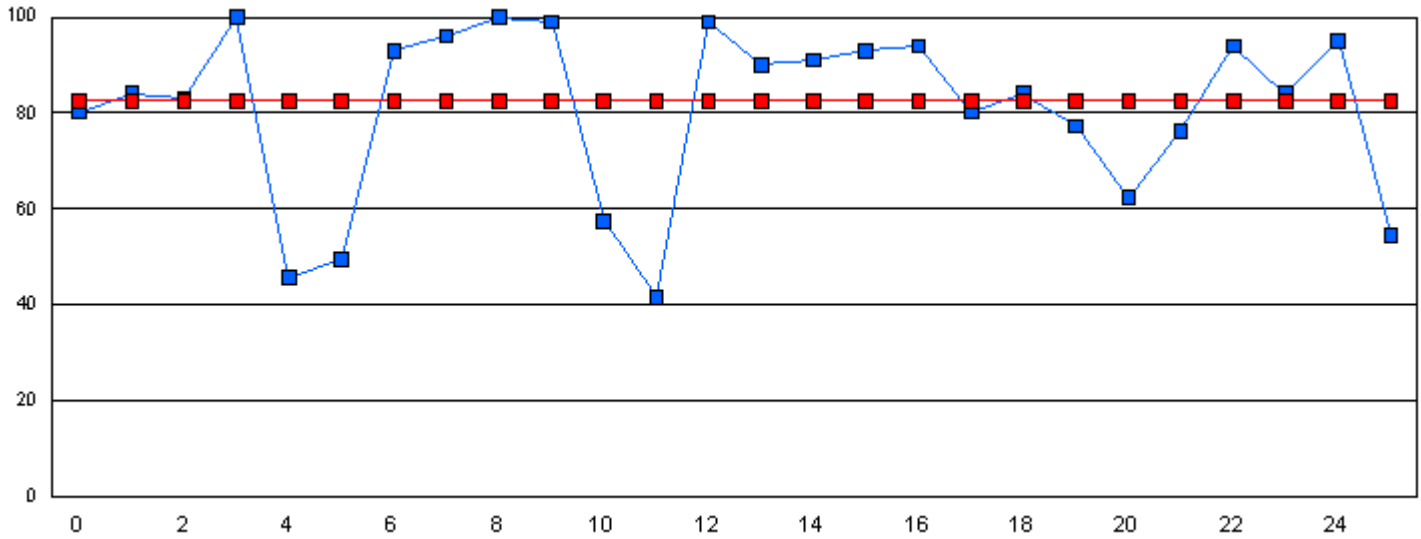
Phonemic Awareness *Student*
 Phonemic Awareness *Province*

Student # Student Name

School data withheld for reasons of confidentiality.

Number of Students : 26

Phonemic Awareness



This graph shows performance of each student vs. the province. The provincial average on Phonemic Awareness is 82.5.

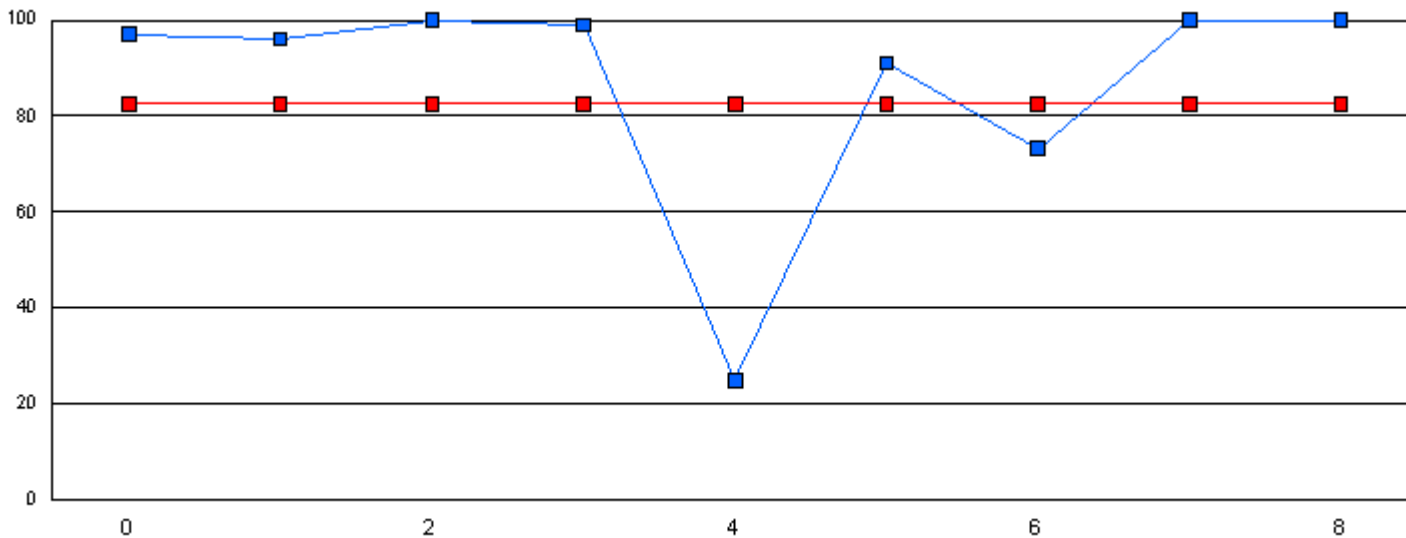
Phonemic Awareness *Student*
 Phonemic Awareness *Province*

Student # Student Name

School data withheld for reasons of confidentiality.

Number of Students : 9

Phonemic Awareness



This graph shows performance of each student vs. the province. The provincial average on Phonemic Awareness is 82.5.

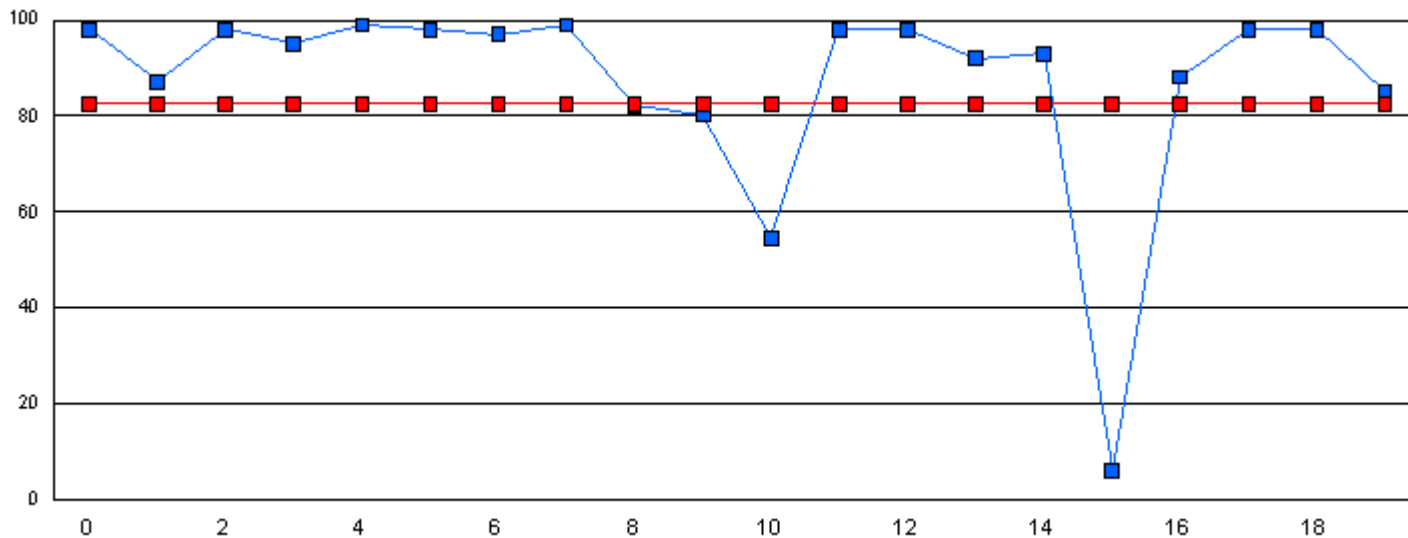
Phonemic Awareness *Student*
 Phonemic Awareness *Province*

Student # Student Name

School data withheld for reasons of confidentiality.

Number of Students : 20

Phonemic Awareness



This graph shows performance of each student vs. the province. The provincial average on Phonemic Awareness is 82.5.

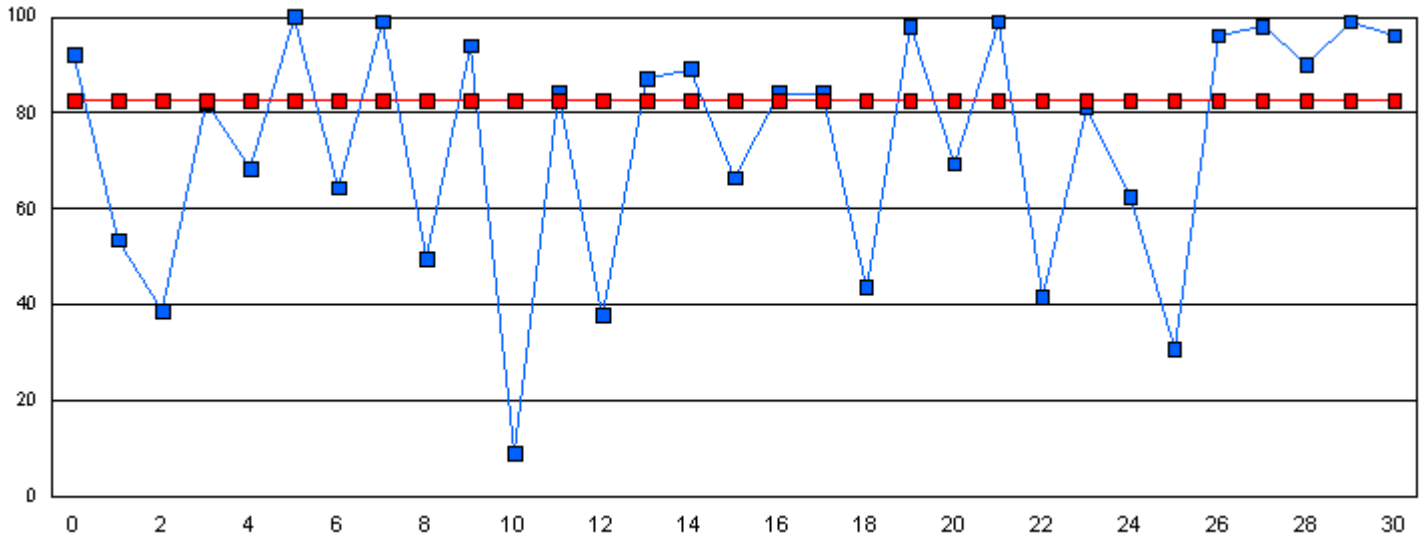
Phonemic Awareness *Student*
 Phonemic Awareness *Province*

Student # Student Name

School data withheld for reasons of confidentiality.

Number of Students : 31

Phonemic Awareness



This graph shows performance of each student vs. the province. The provincial average on Phonemic Awareness is 82.5.

■ Phonemic Awareness *Student*
■ Phonemic Awareness *Province*

Student # Student Name

School data withheld for reasons of confidentiality.

Number of Students : 5

Phonemic Awareness

School data with 5 or fewer students withheld for reasons of confidentiality.

This graph shows performance of each student vs. the province. The provincial average on Phonemic Awareness is 82.5.

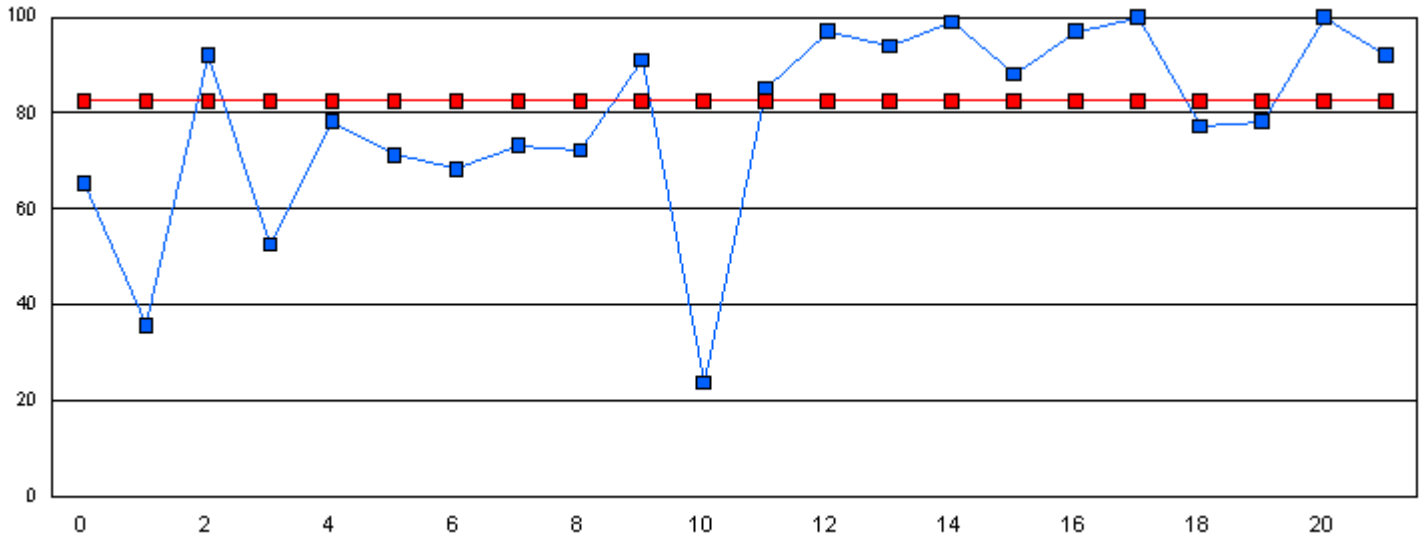
 Phonemic Awareness *Student*  Phonemic Awareness *Province*

Student # **Student Name**

School data withheld for reasons of confidentiality.

Number of Students : 22

Phonemic Awareness



This graph shows performance of each student vs. the province. The provincial average on Phonemic Awareness is 82.5.

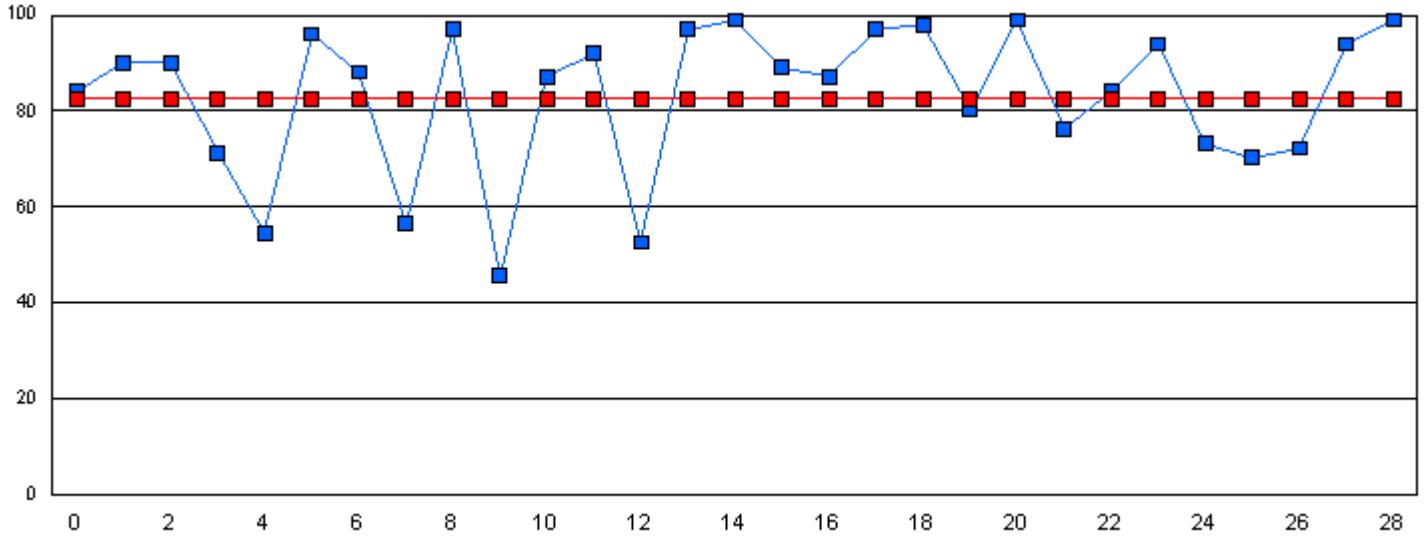
■ Phonemic Awareness *Student*
■ Phonemic Awareness *Province*

Student # Student Name

School data withheld for reasons of confidentiality.

Number of Students : 29

Phonemic Awareness



This graph shows performance of each student vs. the province. The provincial average on Phonemic Awareness is 82.5.

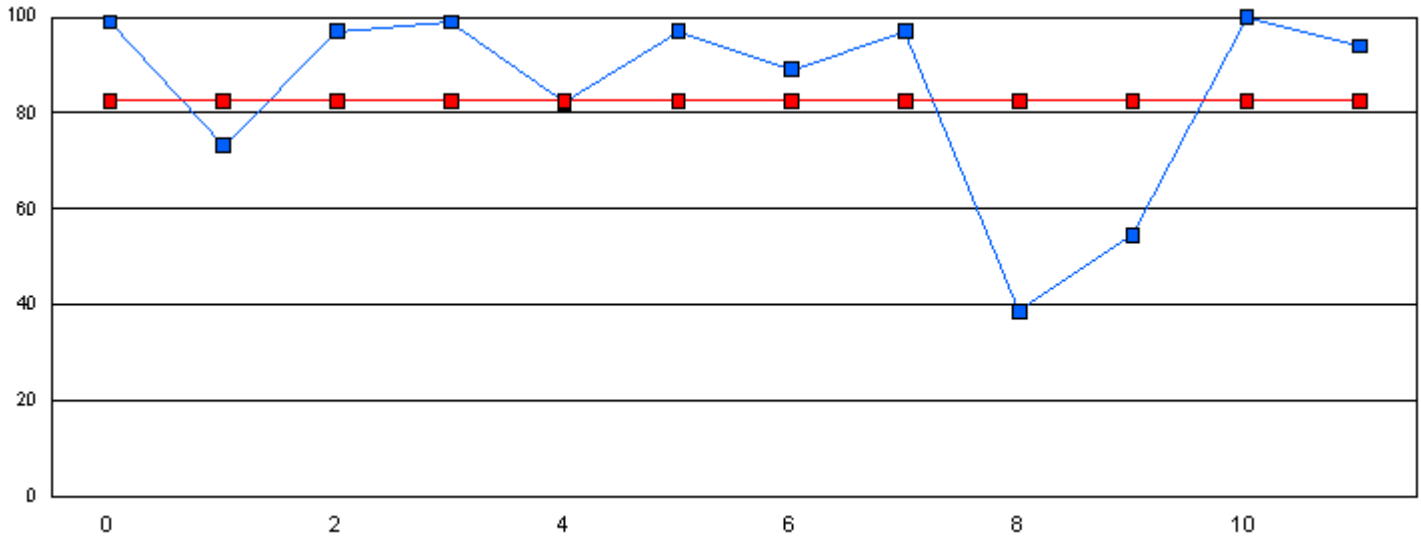
Phonemic Awareness *Student*
 Phonemic Awareness *Province*

Student # **Student Name**

School data withheld for reasons of confidentiality.

Number of Students : 12

Phonemic Awareness



This graph shows performance of each student vs. the province. The provincial average on Phonemic Awareness is 82.5.

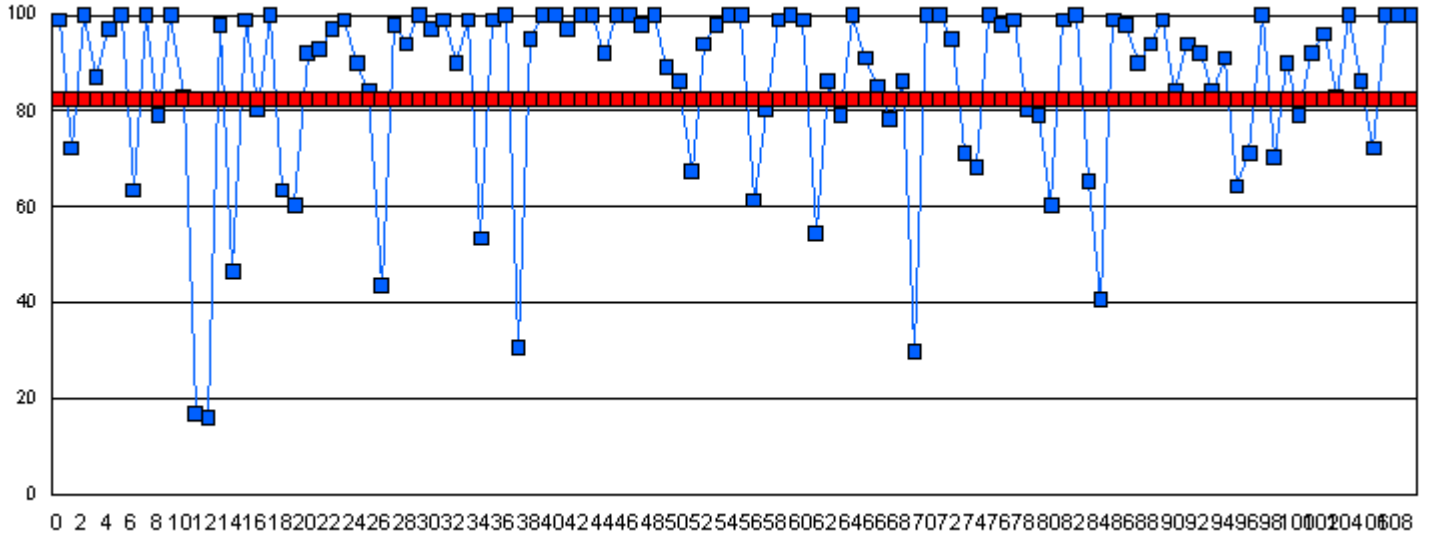
Phonemic Awareness *Student*
 Phonemic Awareness *Province*

Student # Student Name

School data withheld for reasons of confidentiality.

Number of Students : 111

Phonemic Awareness



This graph shows performance of each student vs. the province. The provincial average on Phonemic Awareness is 82.5.

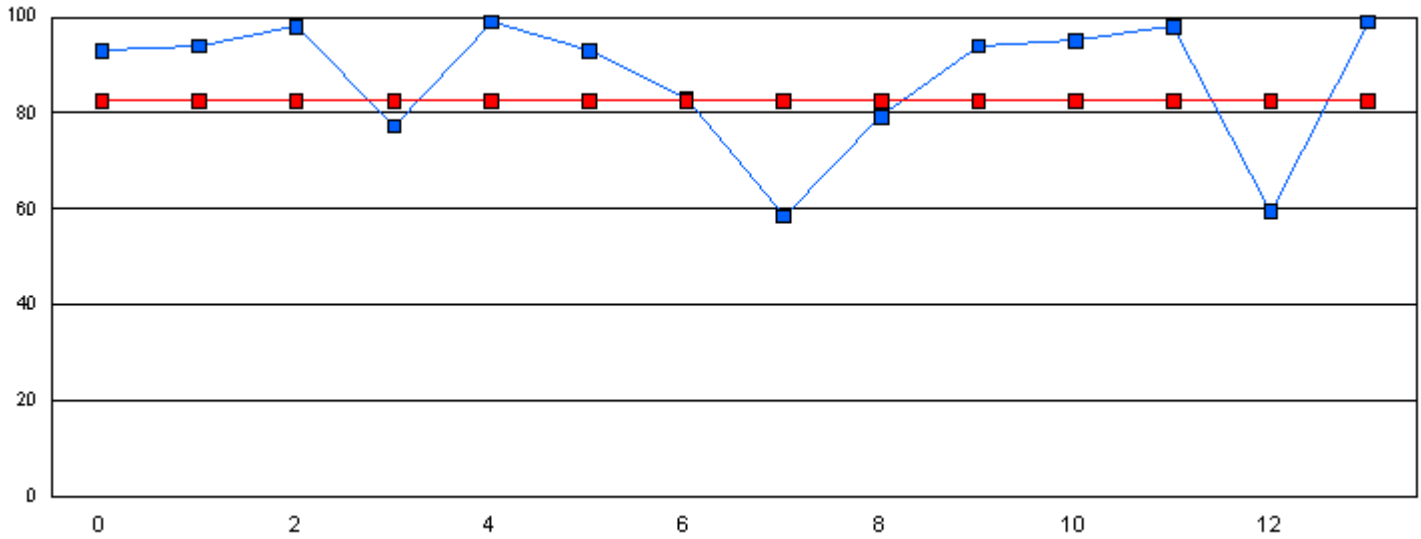
Phonemic Awareness *Student* Phonemic Awareness *Province*

Student # Student Name

School data withheld for reasons of confidentiality.

Number of Students : 14

Phonemic Awareness



This graph shows performance of each student vs. the province. The provincial average on Phonemic Awareness is 82.5.

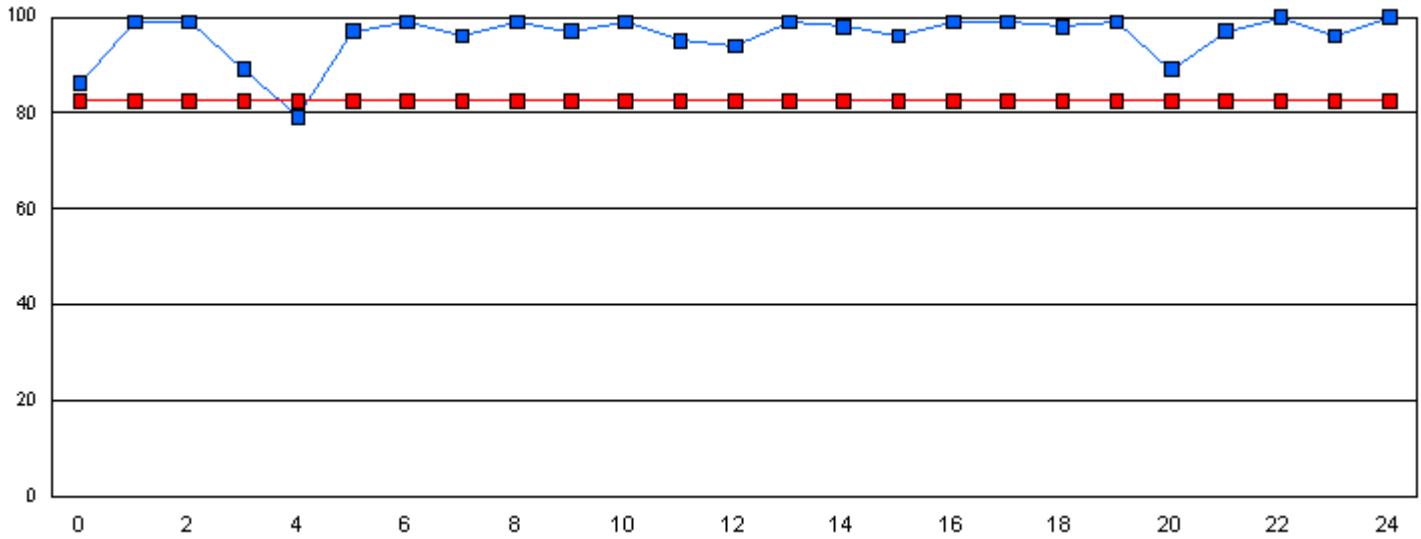
Phonemic Awareness *Student*
 Phonemic Awareness *Province*

Student # Student Name

School data withheld for reasons of confidentiality.

Number of Students : 25

Phonemic Awareness



This graph shows performance of each student vs. the province. The provincial average on Phonemic Awareness is 82.5.

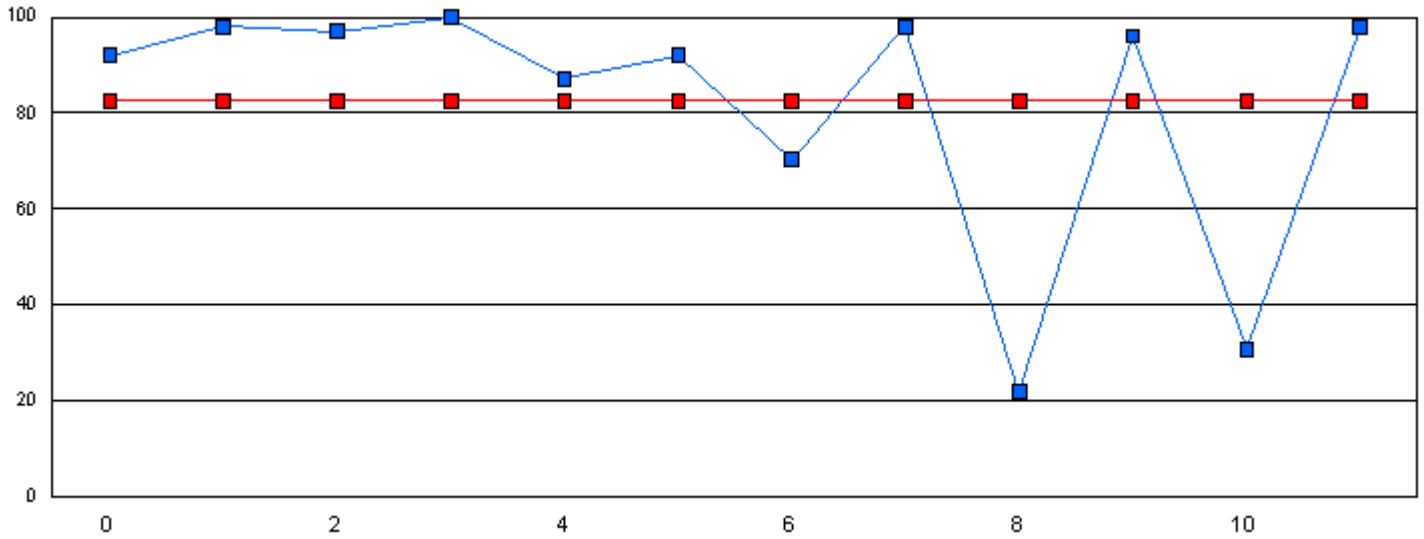
Phonemic Awareness *Student*
 Phonemic Awareness *Province*

Student # Student Name

School data withheld for reasons of confidentiality.

Number of Students : 12

Phonemic Awareness



This graph shows performance of each student vs. the province. The provincial average on Phonemic Awareness is 82.5.

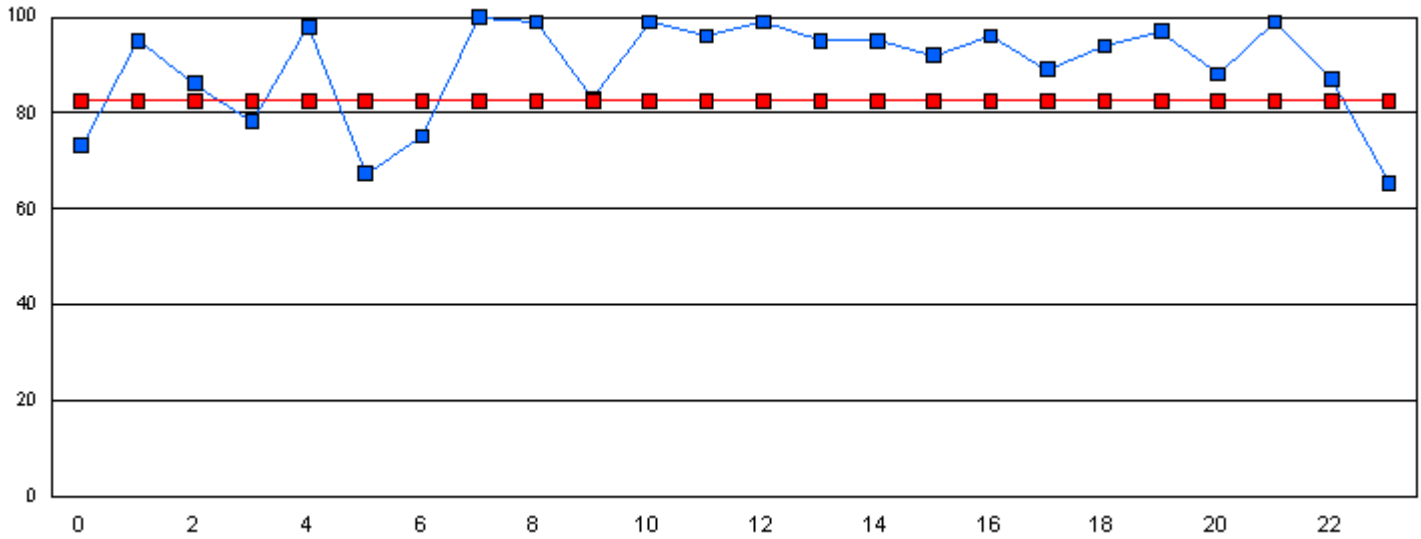
Phonemic Awareness *Student*
 Phonemic Awareness *Province*

Student # Student Name

School data withheld for reasons of confidentiality.

Number of Students : 24

Phonemic Awareness



This graph shows performance of each student vs. the province. The provincial average on Phonemic Awareness is 82.5.

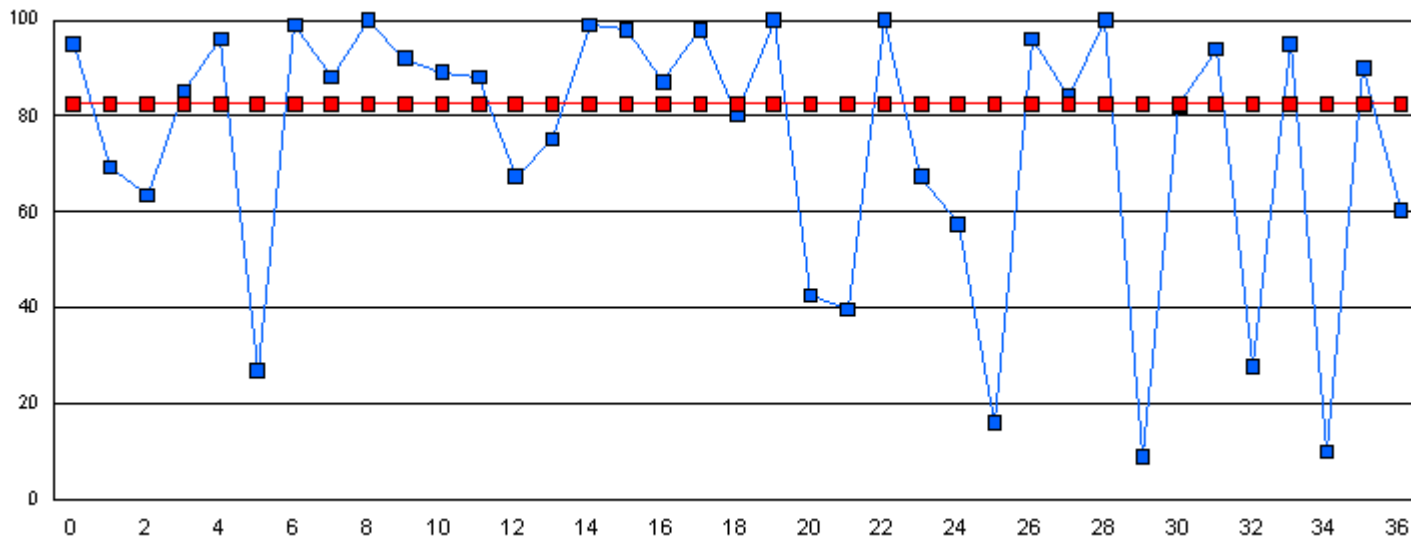
■ Phonemic Awareness *Student*
■ Phonemic Awareness *Province*

Student # Student Name

School data withheld for reasons of confidentiality.

Number of Students : 37

Phonemic Awareness



This graph shows performance of each student vs. the province. The provincial average on Phonemic Awareness is 82.5.

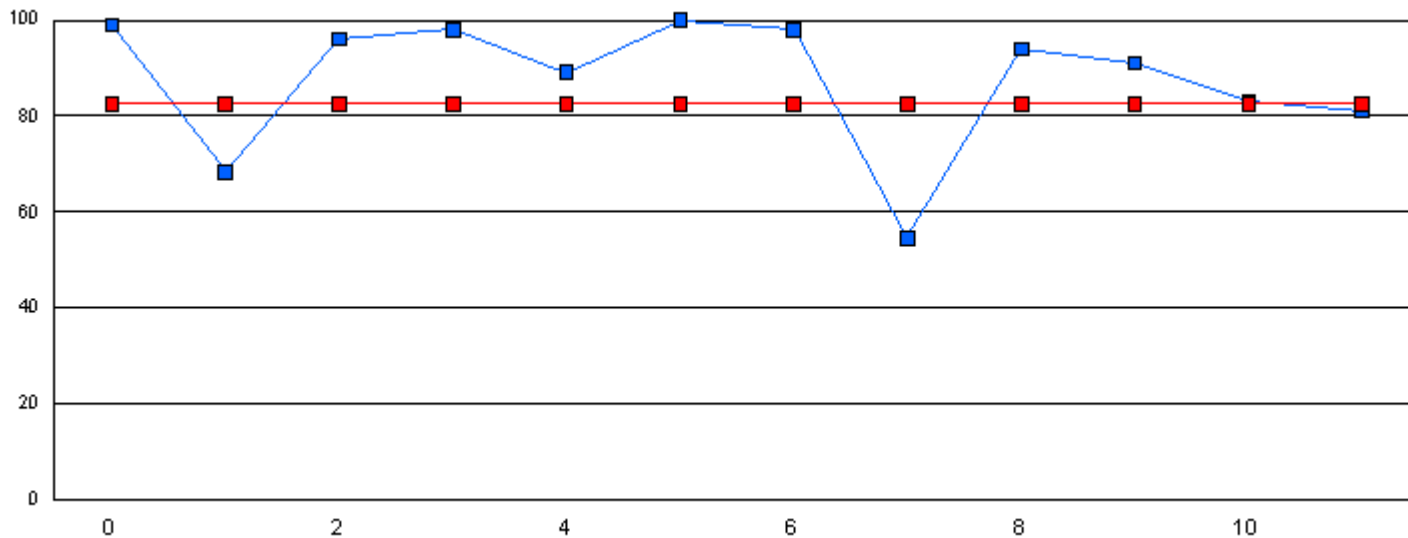
Phonemic Awareness *Student*
 Phonemic Awareness *Province*

Student # Student Name

School data withheld for reasons of confidentiality.

Number of Students : 12

Phonemic Awareness



This graph shows performance of each student vs. the province. The provincial average on Phonemic Awareness is 82.5.

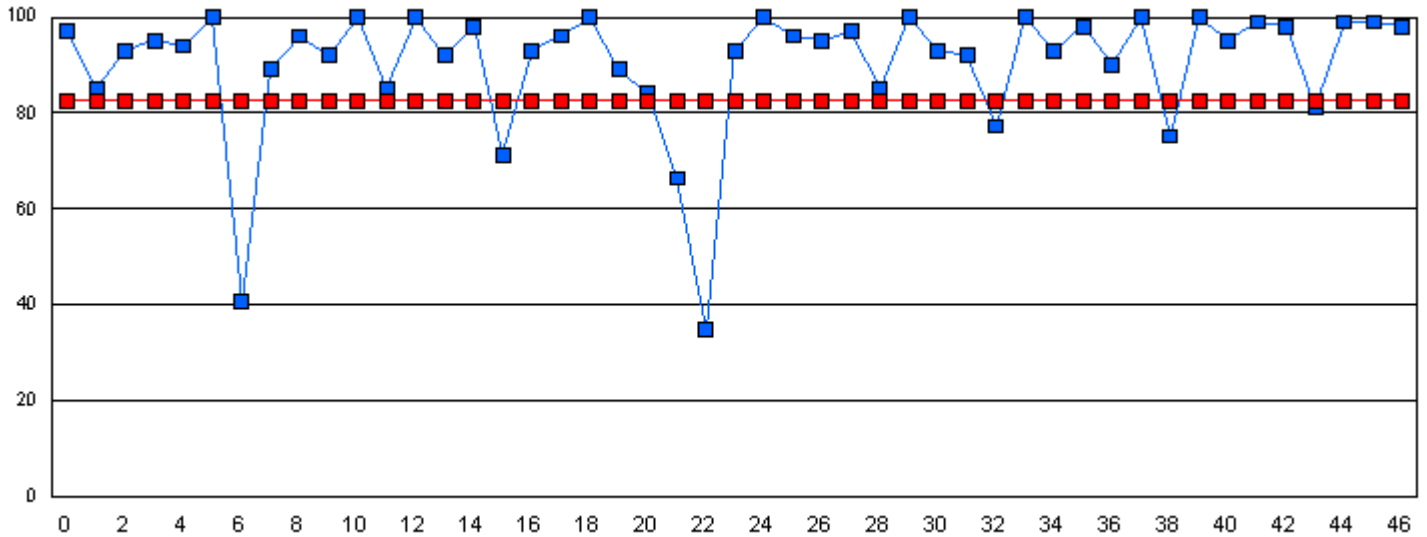
■ Phonemic Awareness *Student*
■ Phonemic Awareness *Province*

Student # Student Name

School data withheld for reasons of confidentiality.

Number of Students : 47

Phonemic Awareness



This graph shows performance of each student vs. the province. The provincial average on Phonemic Awareness is 82.5.

■ Phonemic Awareness *Student*
■ Phonemic Awareness *Province*

Student # Student Name

School data withheld for reasons of confidentiality.

Number of Students : 1

Phonemic Awareness

School data with 5 or fewer students withheld for reasons of confidentiality.

This graph shows performance of each student vs. the province. The provincial average on Phonemic Awareness is 82.5.

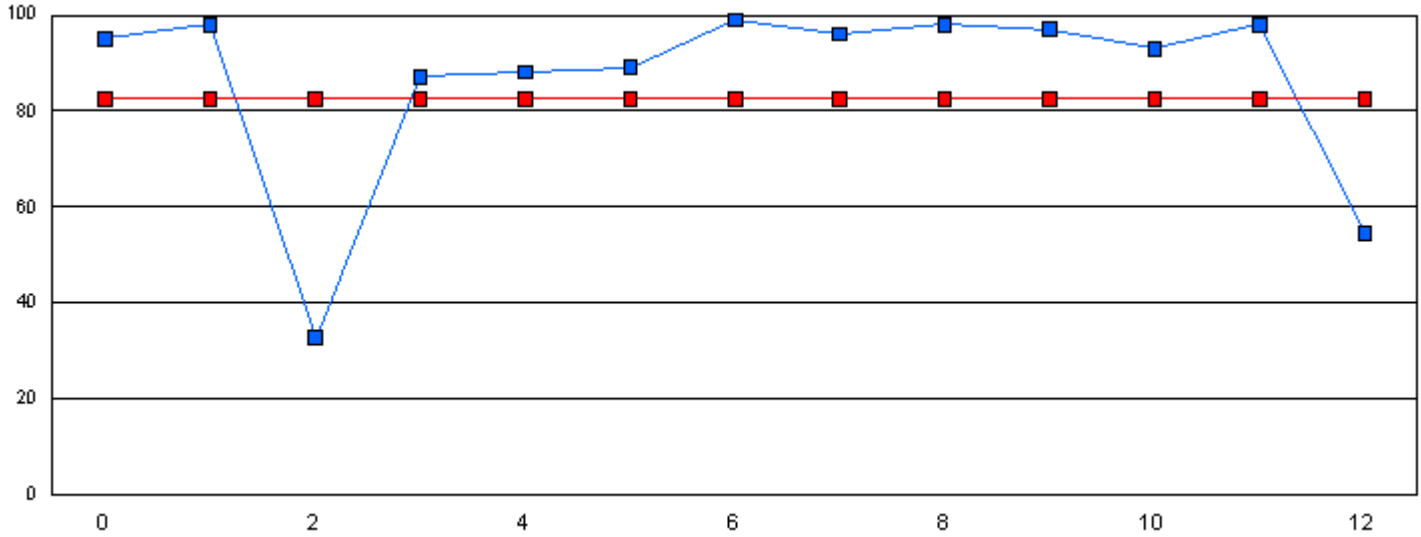
 Phonemic Awareness *Student*  Phonemic Awareness *Province*

Student # **Student Name**

School data withheld for reasons of confidentiality.

Number of Students : 13

Phonemic Awareness



This graph shows performance of each student vs. the province. The provincial average on Phonemic Awareness is 82.5.

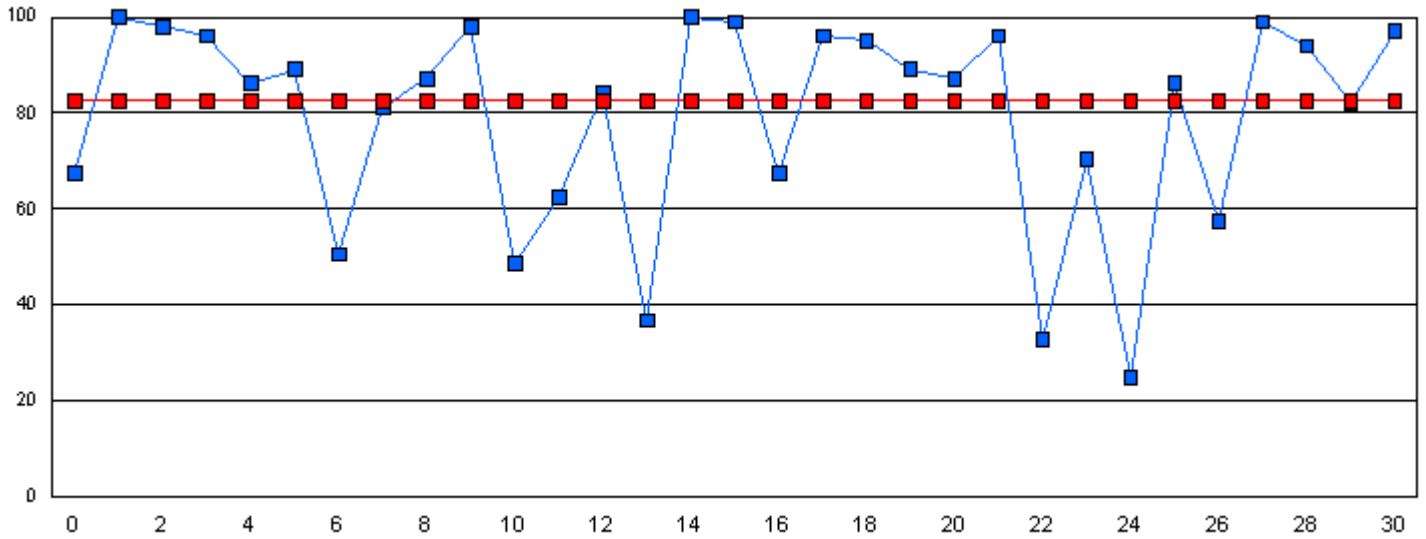
Phonemic Awareness *Student*
 Phonemic Awareness *Province*

Student # Student Name

School data withheld for reasons of confidentiality.

Number of Students : 34

Phonemic Awareness



This graph shows performance of each student vs. the province. The provincial average on Phonemic Awareness is 82.5.

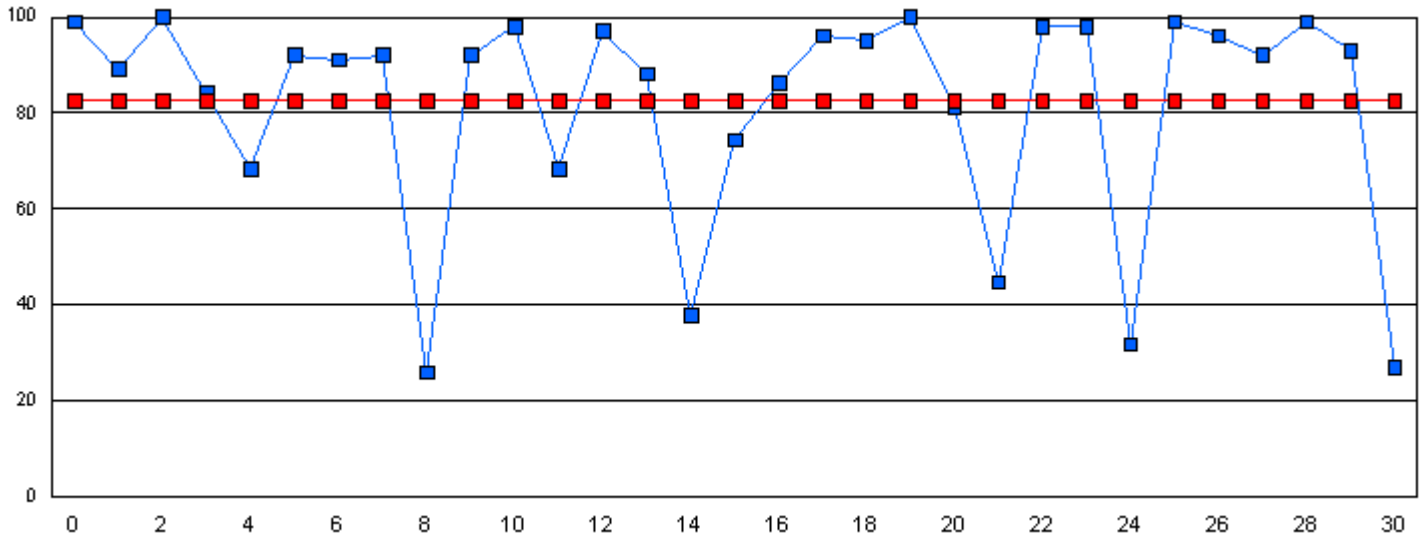
■ Phonemic Awareness *Student*
■ Phonemic Awareness *Province*

Student # Student Name

School data withheld for reasons of confidentiality.

Number of Students : 31

Phonemic Awareness



This graph shows performance of each student vs. the province. The provincial average on Phonemic Awareness is 82.5.

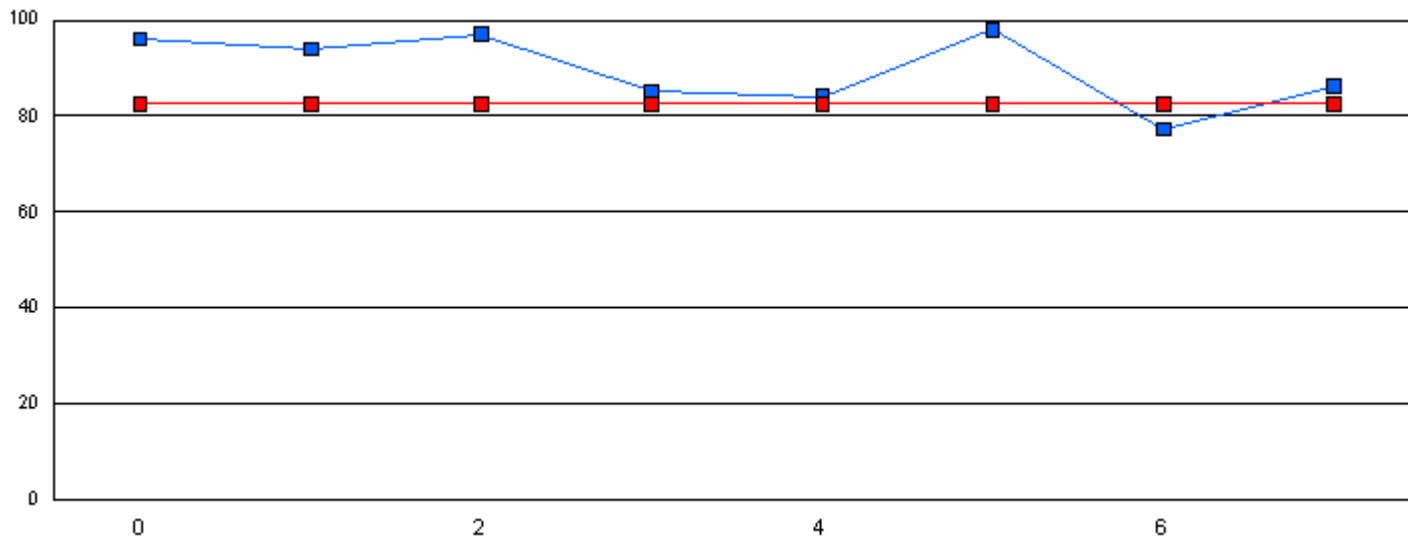
■ Phonemic Awareness *Student*
■ Phonemic Awareness *Province*

Student # Student Name

School data withheld for reasons of confidentiality.

Number of Students : 8

Phonemic Awareness



This graph shows performance of each student vs. the province. The provincial average on Phonemic Awareness is 82.5.

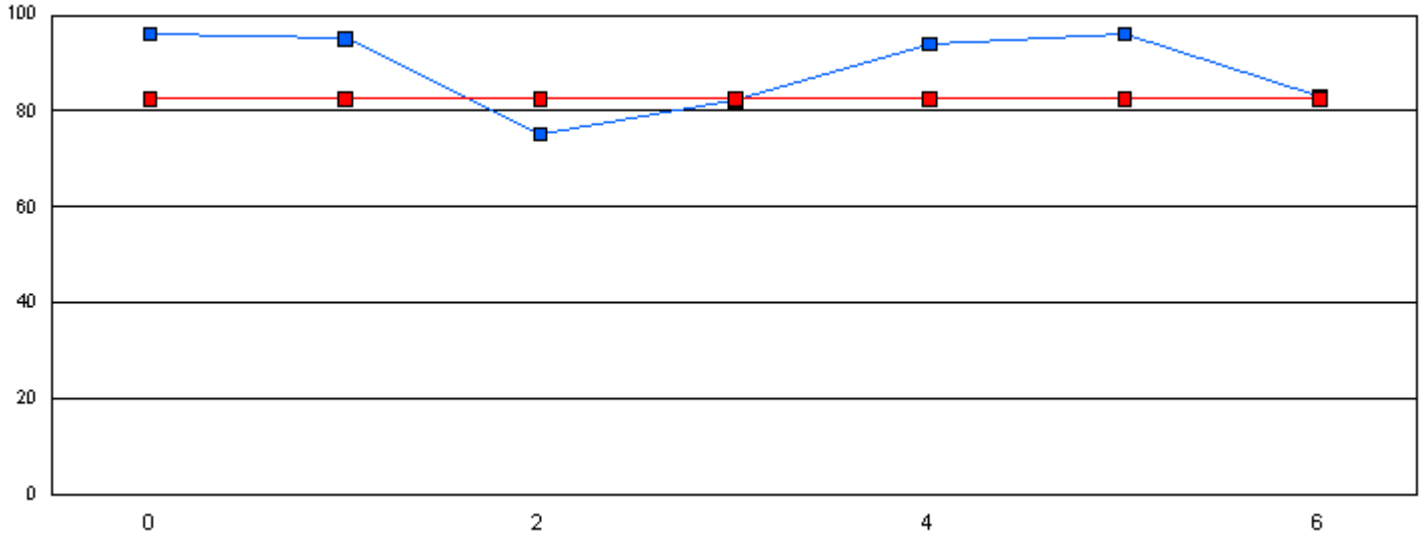
Phonemic Awareness *Student*
 Phonemic Awareness *Province*

Student # **Student Name**

School data withheld for reasons of confidentiality.

Number of Students : 8

Phonemic Awareness



This graph shows performance of each student vs. the province. The provincial average on Phonemic Awareness is 82.5.

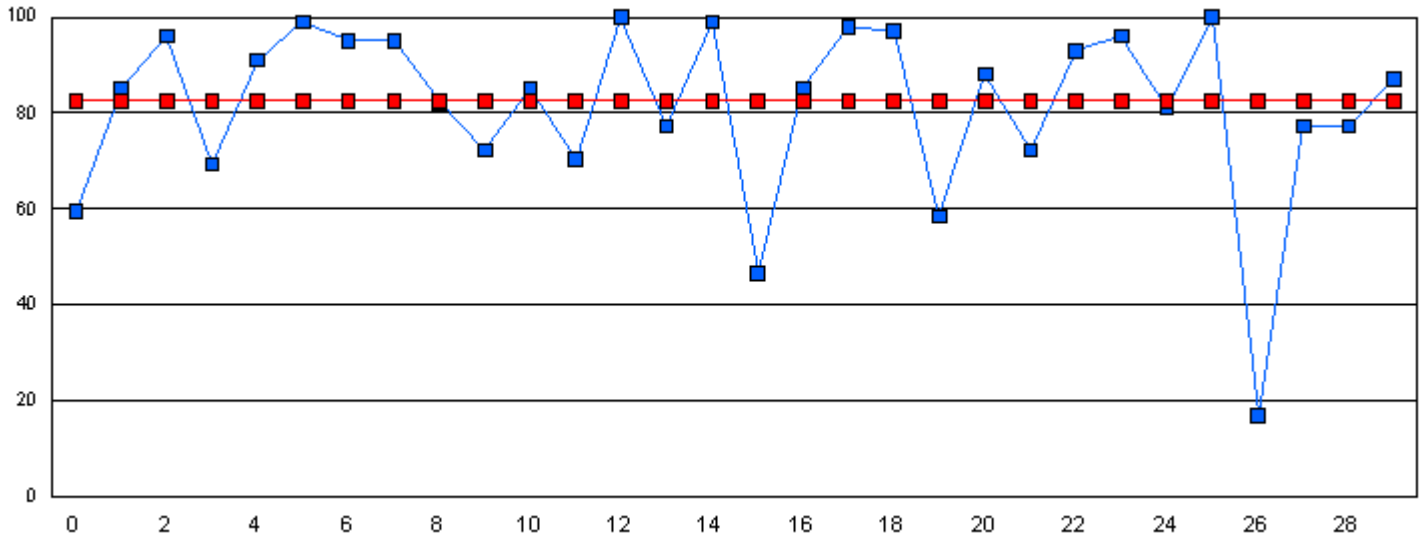
Phonemic Awareness *Student*
 Phonemic Awareness *Province*

Student # **Student Name**

School data withheld for reasons of confidentiality.

Number of Students : 31

Phonemic Awareness



This graph shows performance of each student vs. the province. The provincial average on Phonemic Awareness is 82.5.

■ Phonemic Awareness *Student*
■ Phonemic Awareness *Province*

Student # Student Name


School data withheld for reasons of confidentiality.

Number of Students : 3

Phonemic Awareness

School data with 5 or fewer students withheld for reasons of confidentiality.

This graph shows performance of each student vs. the province. The provincial average on Phonemic Awareness is 82.5.

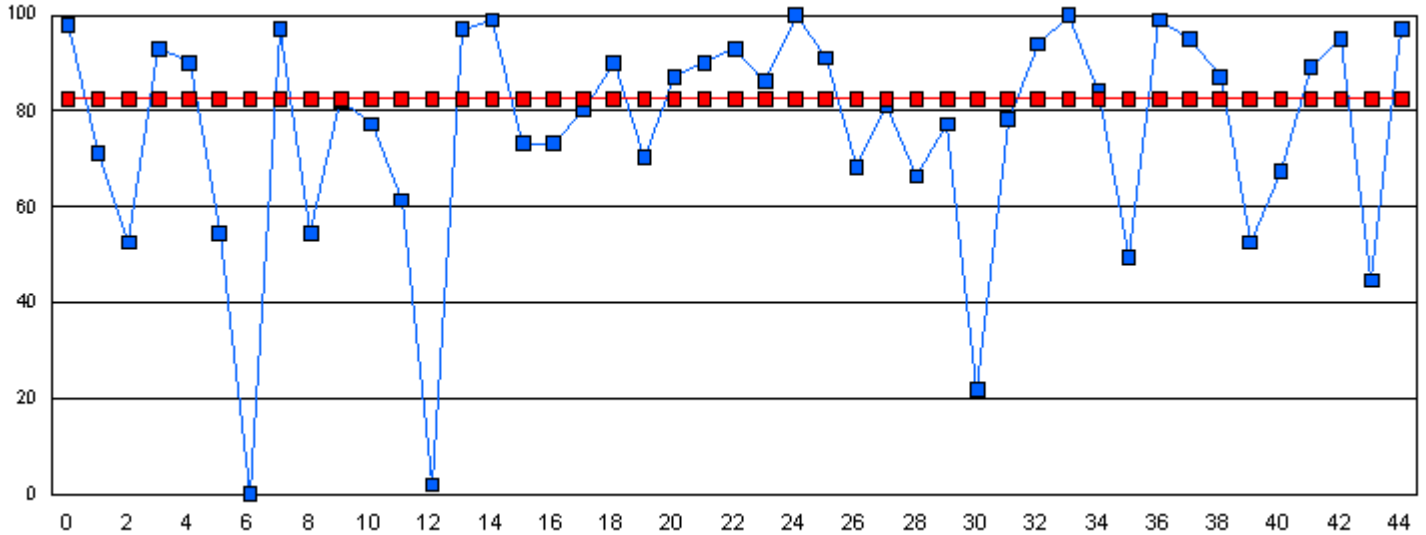
 Phonemic Awareness *Student*  Phonemic Awareness *Province*

Student # **Student Name**

School data withheld for reasons of confidentiality.

Number of Students : 46

Phonemic Awareness



This graph shows performance of each student vs. the province. The provincial average on Phonemic Awareness is 82.5.

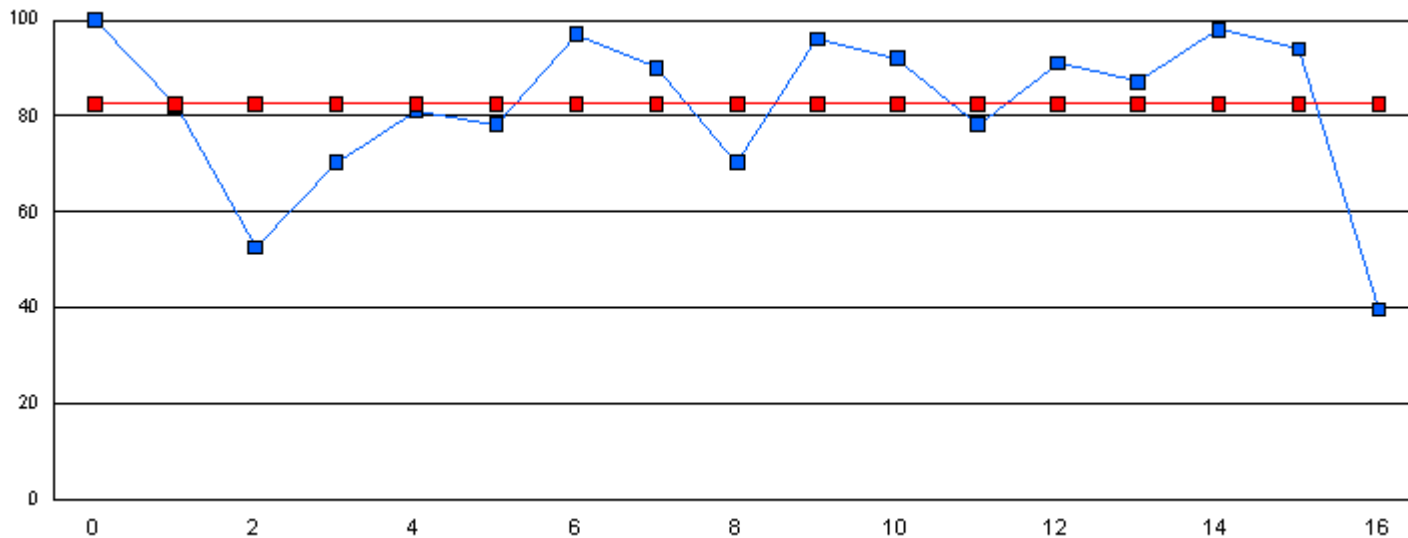
■ Phonemic Awareness *Student*
■ Phonemic Awareness *Province*

Student # Student Name

School data withheld for reasons of confidentiality.

Number of Students : 17

Phonemic Awareness



This graph shows performance of each student vs. the province. The provincial average on Phonemic Awareness is 82.5.

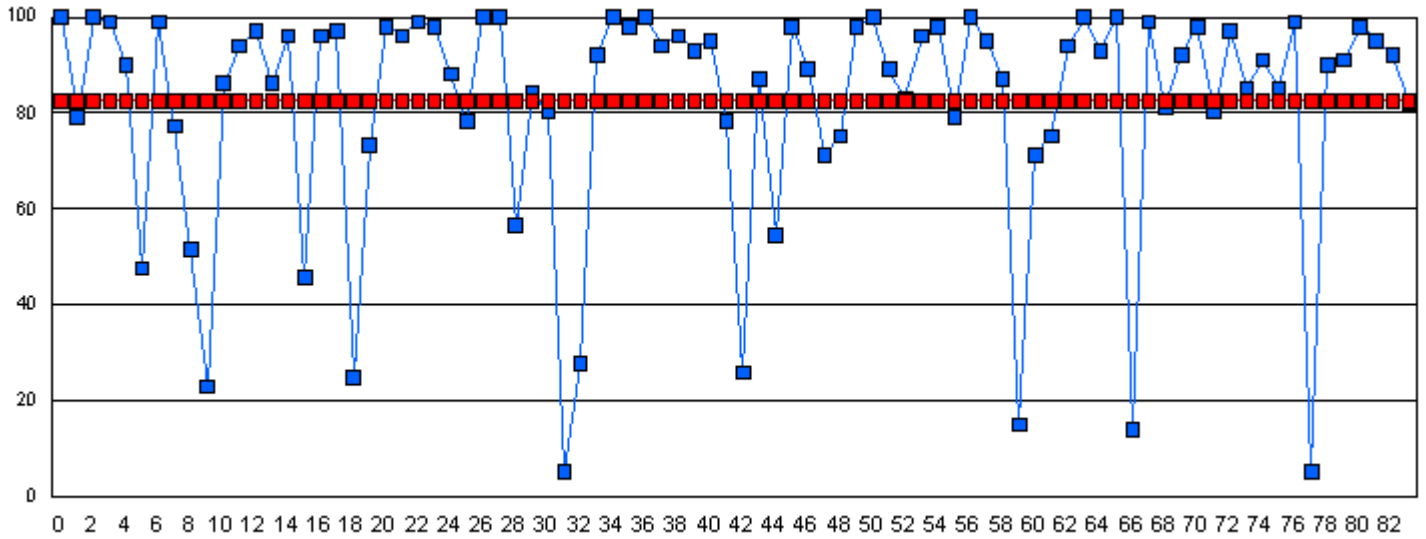
Phonemic Awareness *Student*
 Phonemic Awareness *Province*

Student # Student Name

School data withheld for reasons of confidentiality.

Number of Students : 84

Phonemic Awareness



This graph shows performance of each student vs. the province. The provincial average on Phonemic Awareness is 82.5.

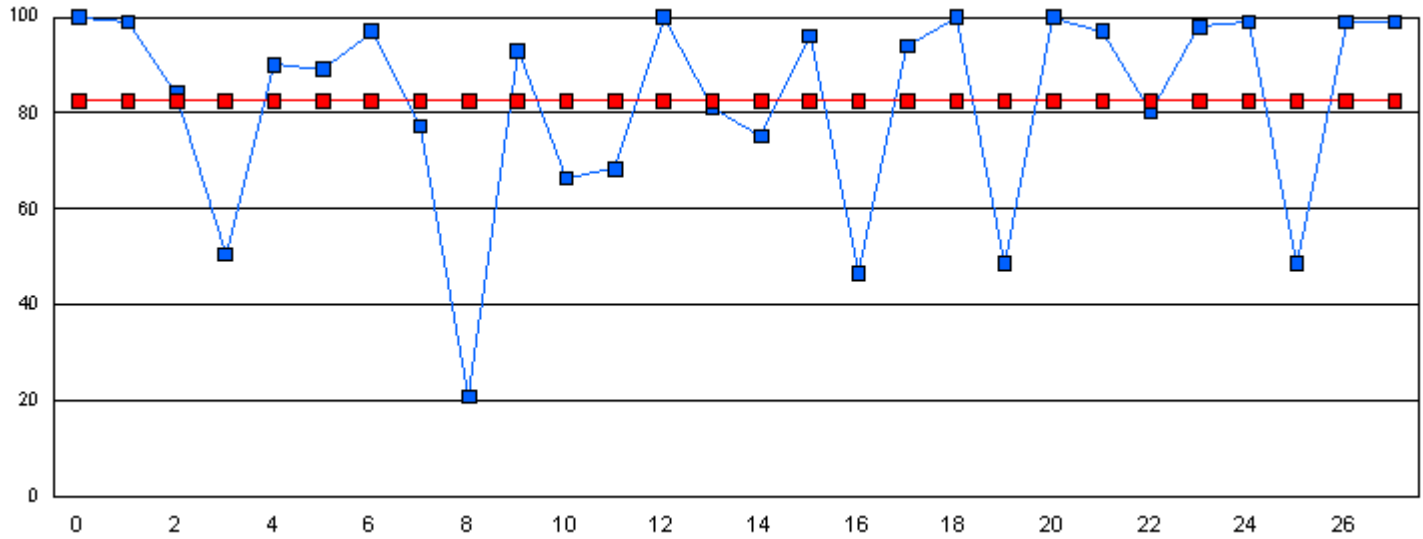
Phonemic Awareness *Student*
 Phonemic Awareness *Province*

Student # Student Name

School data withheld for reasons of confidentiality.

Number of Students : 28

Phonemic Awareness



This graph shows performance of each student vs. the province. The provincial average on Phonemic Awareness is 82.5.

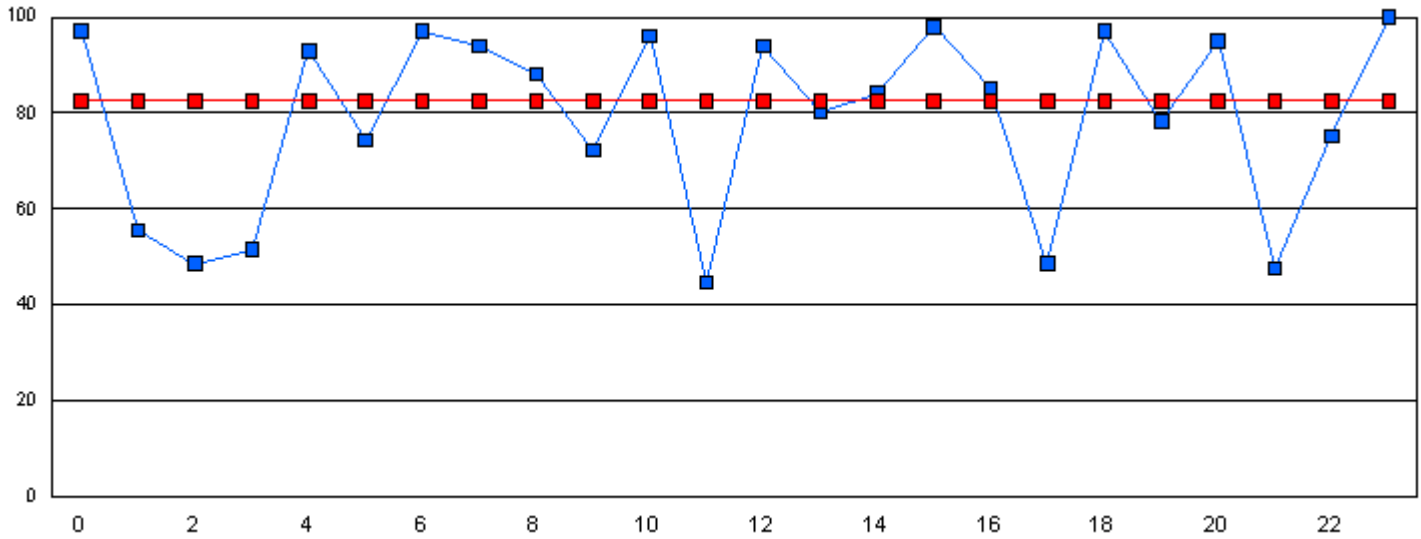
■ Phonemic Awareness *Student*
■ Phonemic Awareness *Province*

Student # Student Name

School data withheld for reasons of confidentiality.

Number of Students : 24

Phonemic Awareness



This graph shows performance of each student vs. the province. The provincial average on Phonemic Awareness is 82.5.

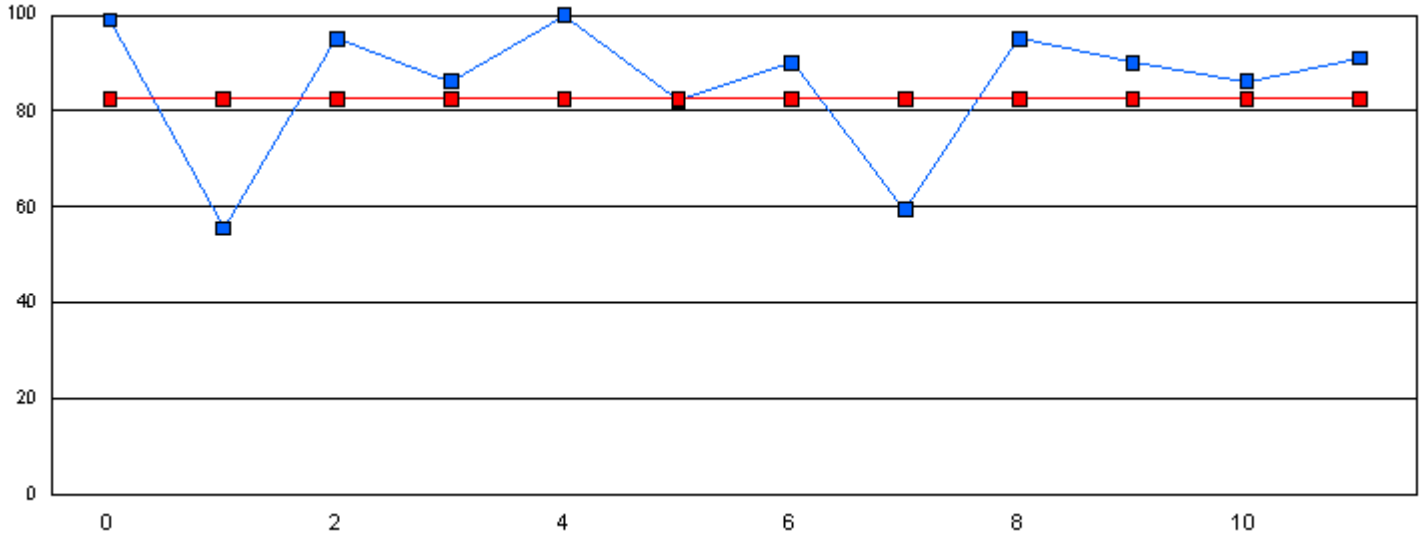
■ Phonemic Awareness *Student*
■ Phonemic Awareness *Province*

Student # Student Name

School data withheld for reasons of confidentiality.

Number of Students : 12

Phonemic Awareness



This graph shows performance of each student vs. the province. The provincial average on Phonemic Awareness is 82.5.

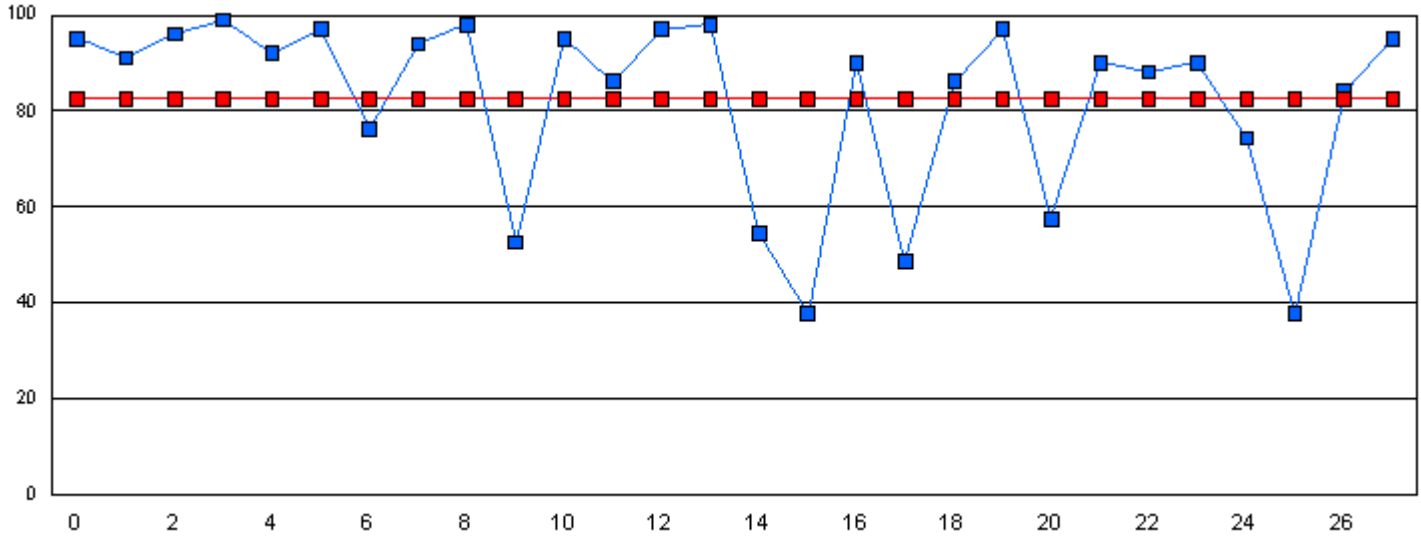
■ Phonemic Awareness *Student*
■ Phonemic Awareness *Province*

Student # Student Name

School data withheld for reasons of confidentiality.

Number of Students : 28

Phonemic Awareness



This graph shows performance of each student vs. the province. The provincial average on Phonemic Awareness is 82.5.

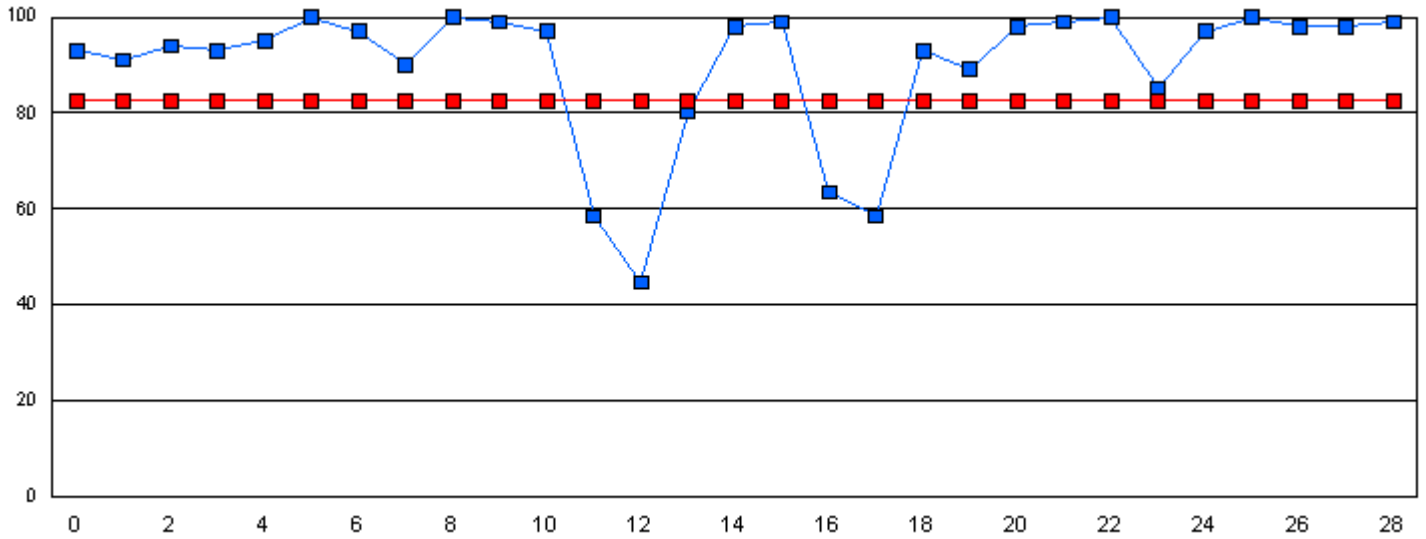
■ Phonemic Awareness *Student*
■ Phonemic Awareness *Province*

Student # Student Name

School data withheld for reasons of confidentiality.

Number of Students : 29

Phonemic Awareness



This graph shows performance of each student vs. the province. The provincial average on Phonemic Awareness is 82.5.

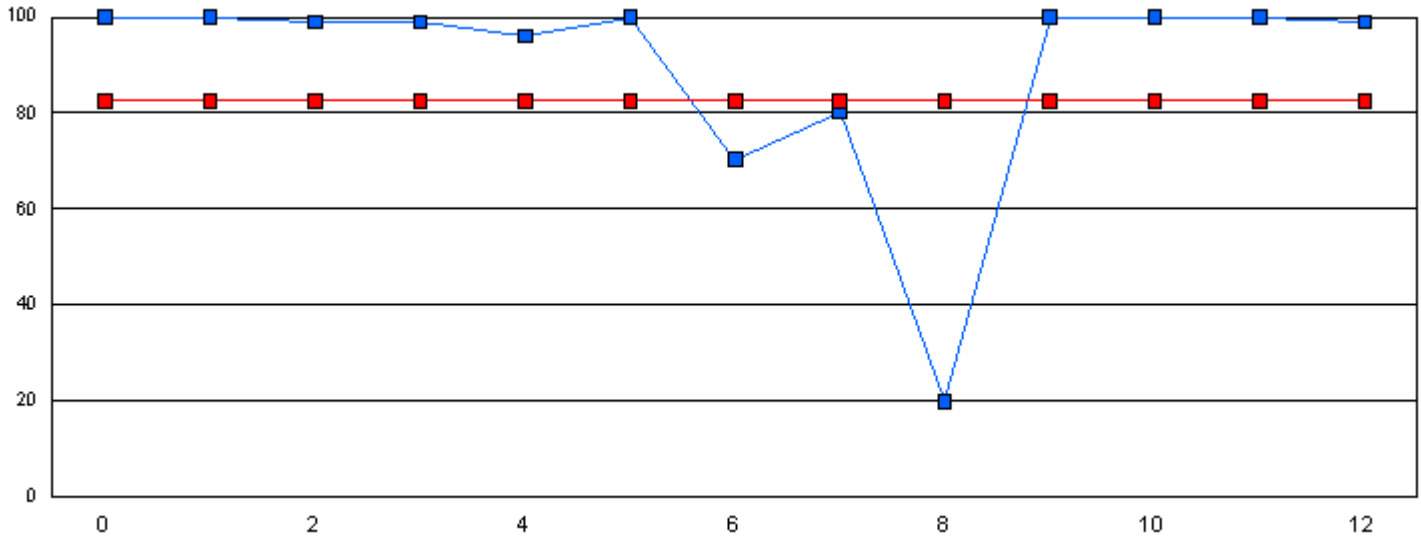
Phonemic Awareness *Student*
 Phonemic Awareness *Province*

Student # Student Name

School data withheld for reasons of confidentiality.

Number of Students : 13

Phonemic Awareness



This graph shows performance of each student vs. the province. The provincial average on Phonemic Awareness is 82.5.

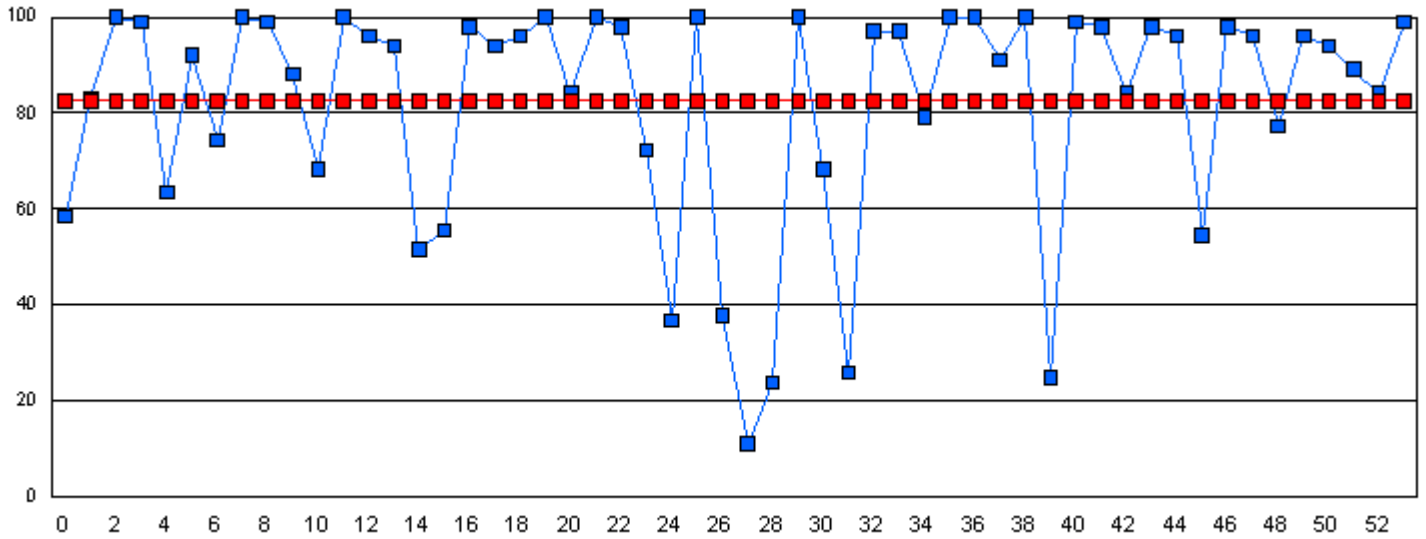
Phonemic Awareness *Student*
 Phonemic Awareness *Province*

Student # Student Name

School data withheld for reasons of confidentiality.

Number of Students : 54

Phonemic Awareness



This graph shows performance of each student vs. the province. The provincial average on Phonemic Awareness is 82.5.

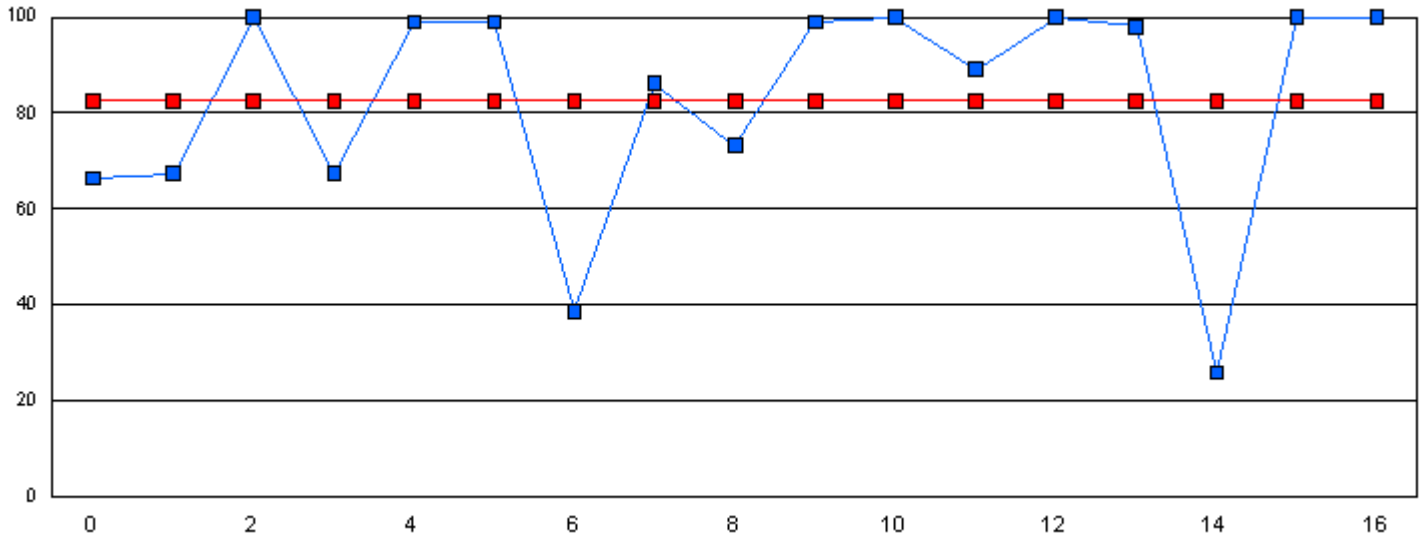
■ Phonemic Awareness *Student*
■ Phonemic Awareness *Province*

Student # Student Name

School data withheld for reasons of confidentiality.

Number of Students : 18

Phonemic Awareness



This graph shows performance of each student vs. the province. The provincial average on Phonemic Awareness is 82.5.

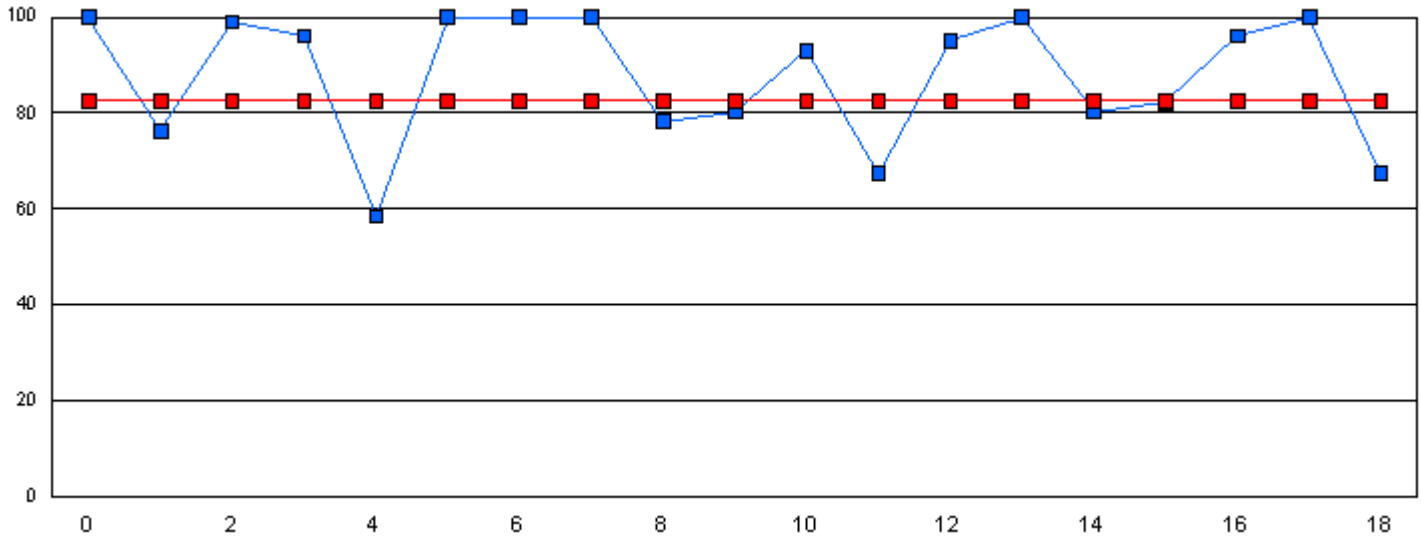
Phonemic Awareness *Student*
 Phonemic Awareness *Province*

Student # Student Name

School data withheld for reasons of confidentiality.

Number of Students : 19

Phonemic Awareness



This graph shows performance of each student vs. the province. The provincial average on Phonemic Awareness is 82.5.

Phonemic Awareness *Student*
 Phonemic Awareness *Province*

Student # Student Name

School data withheld for reasons of confidentiality.

Number of Students : 3

Phonemic Awareness

School data with 5 or fewer students withheld for reasons of confidentiality.

This graph shows performance of each student vs. the province. The provincial average on Phonemic Awareness is 82.5.

 Phonemic Awareness *Student*  Phonemic Awareness *Province*

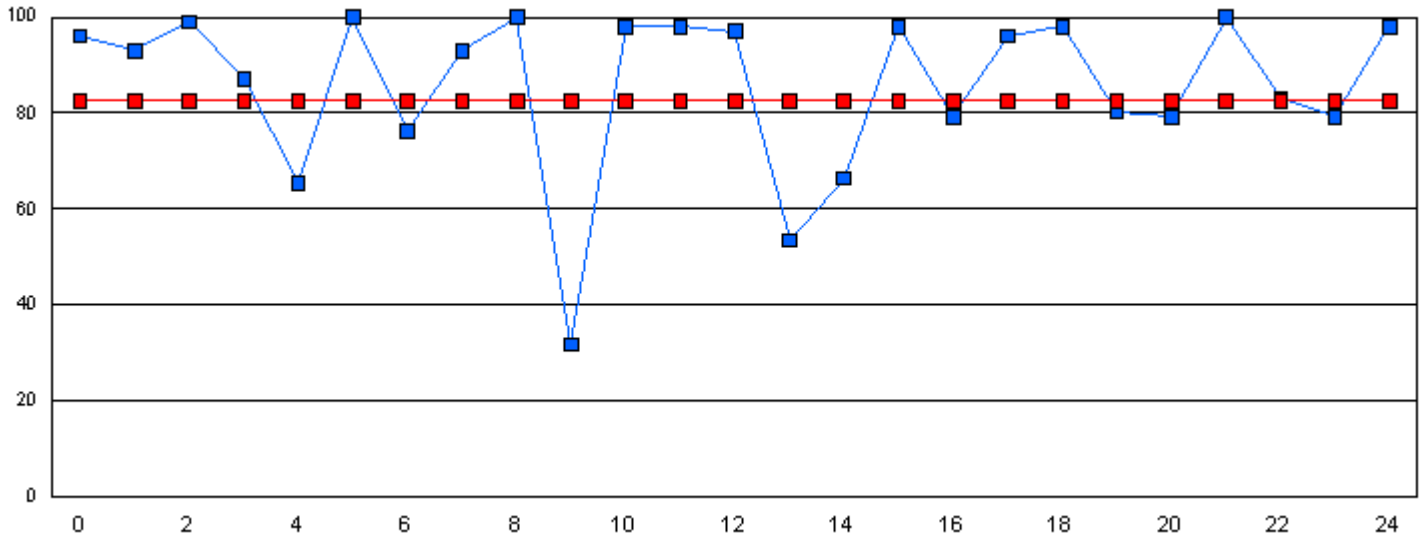
Student #

Student Name

School data withheld for reasons of confidentiality.

Number of Students : 25

Phonemic Awareness



This graph shows performance of each student vs. the province. The provincial average on Phonemic Awareness is 82.5.

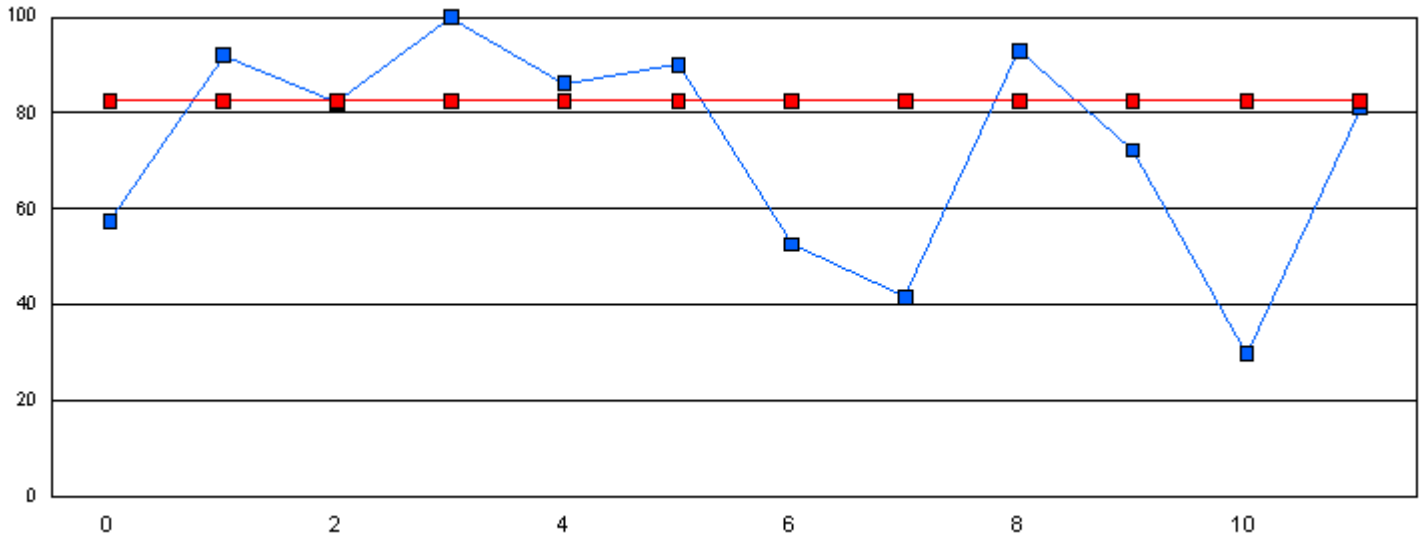
■ Phonemic Awareness *Student*
■ Phonemic Awareness *Province*

Student # Student Name

School data withheld for reasons of confidentiality.

Number of Students : 12

Phonemic Awareness



This graph shows performance of each student vs. the province. The provincial average on Phonemic Awareness is 82.5.

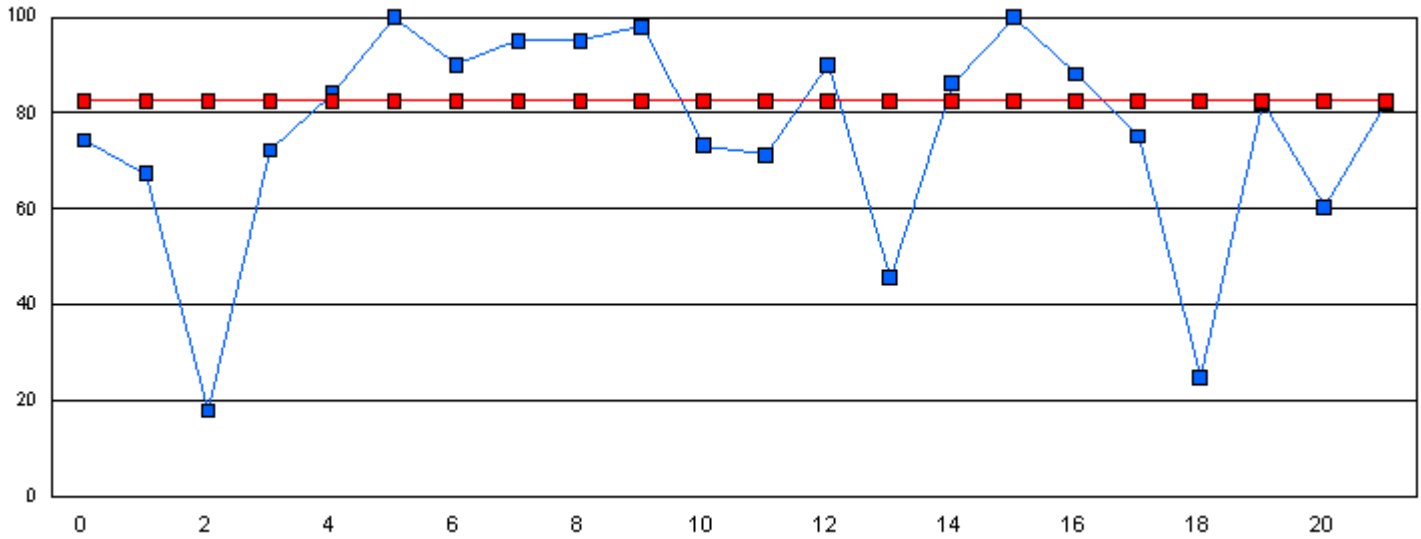
■ Phonemic Awareness *Student*
■ Phonemic Awareness *Province*

Student # Student Name

School data withheld for reasons of confidentiality.

Number of Students : 22

Phonemic Awareness



This graph shows performance of each student vs. the province. The provincial average on Phonemic Awareness is 82.5.

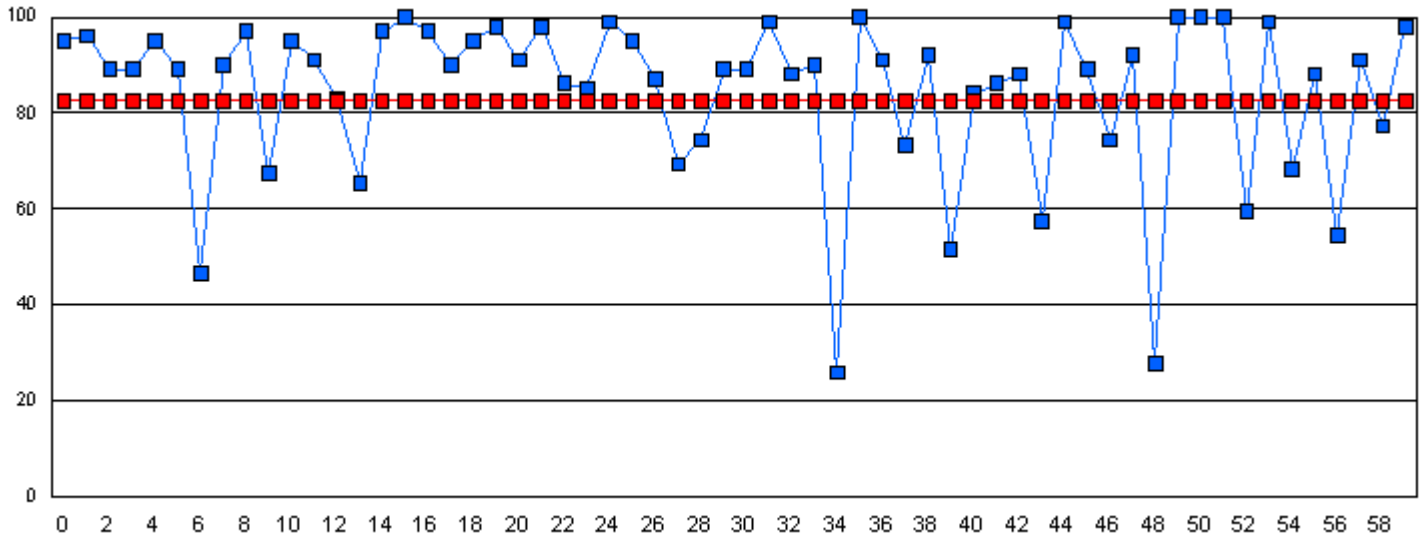
Phonemic Awareness *Student*
 Phonemic Awareness *Province*

Student # **Student Name**

School data withheld for reasons of confidentiality.

Number of Students : 62

Phonemic Awareness



This graph shows performance of each student vs. the province. The provincial average on Phonemic Awareness is 82.5.

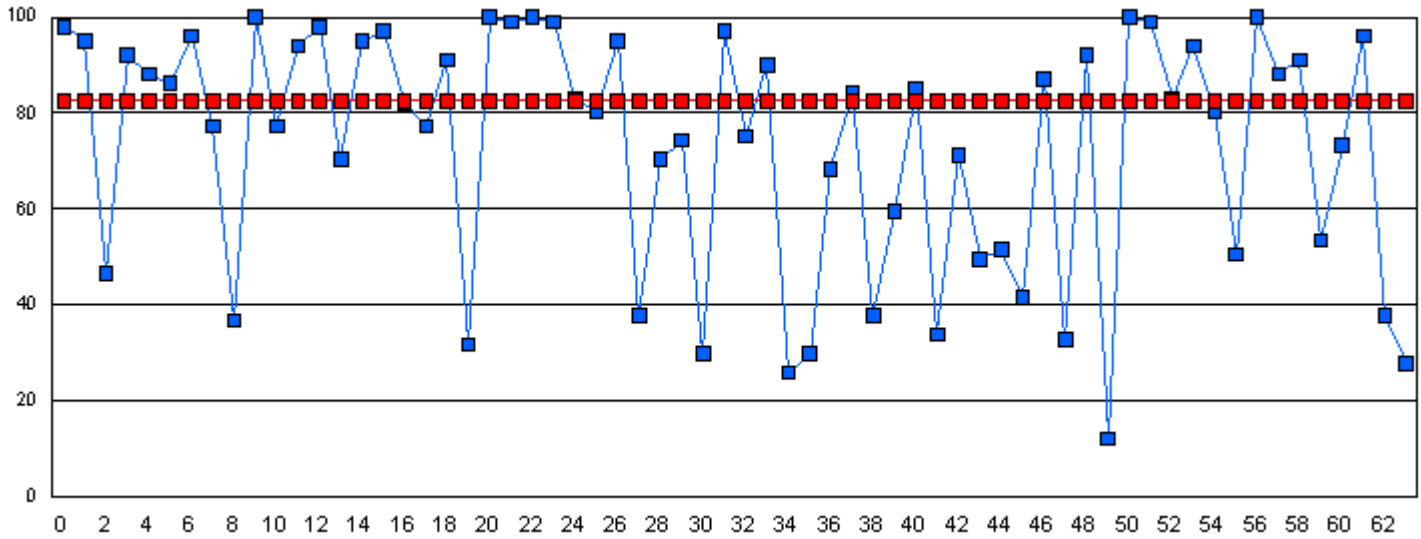
■ Phonemic Awareness *Student*
■ Phonemic Awareness *Province*

Student # Student Name

School data withheld for reasons of confidentiality.

Number of Students : 64

Phonemic Awareness



This graph shows performance of each student vs. the province. The provincial average on Phonemic Awareness is 82.5.

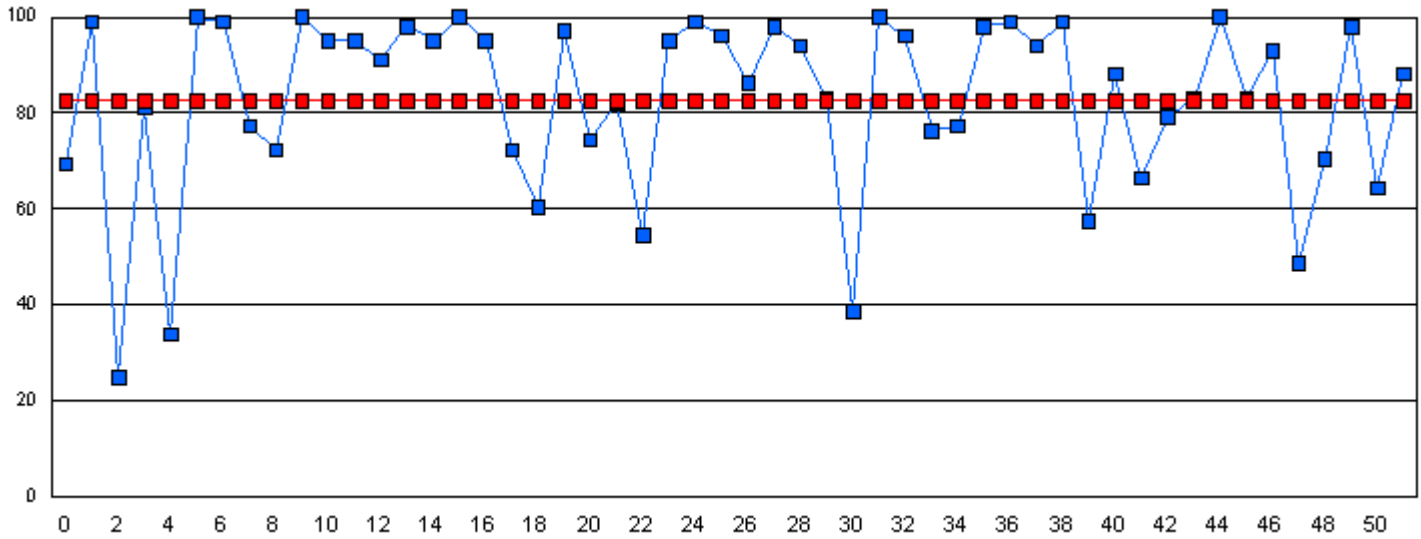
Phonemic Awareness *Student*
 Phonemic Awareness *Province*

Student # Student Name

School data withheld for reasons of confidentiality.

Number of Students : 52

Phonemic Awareness



This graph shows performance of each student vs. the province. The provincial average on Phonemic Awareness is 82.5.

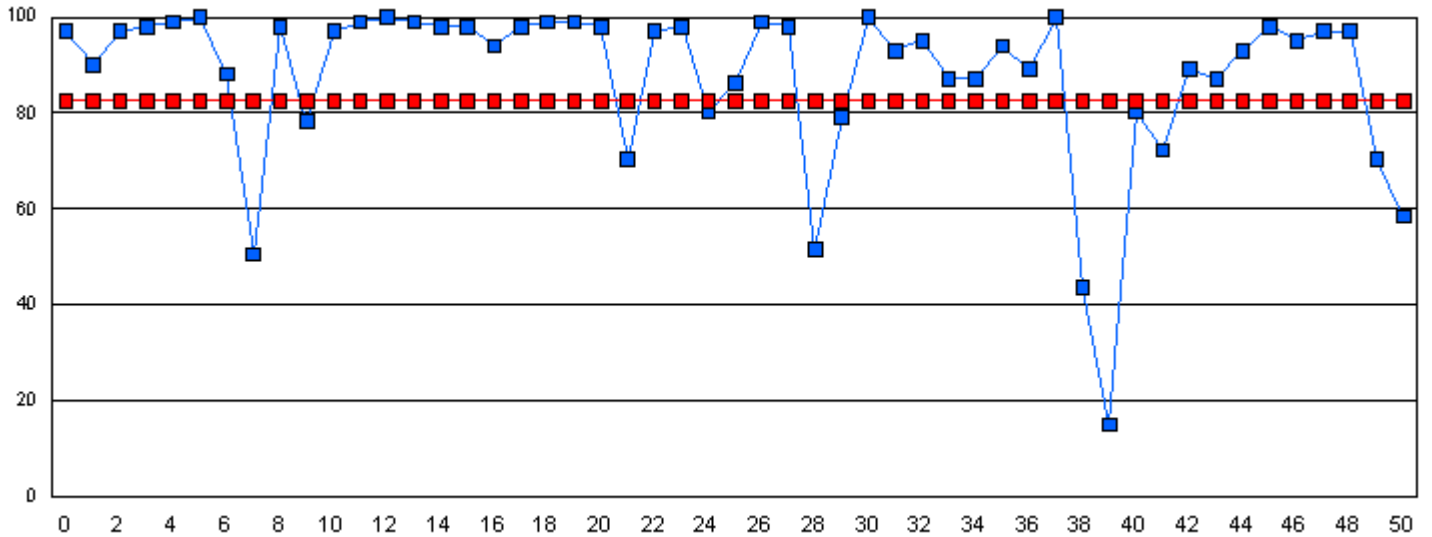
Phonemic Awareness *Student*
 Phonemic Awareness *Province*

Student # Student Name

School data withheld for reasons of confidentiality.

Number of Students : 53

Phonemic Awareness



This graph shows performance of each student vs. the province. The provincial average on Phonemic Awareness is 82.5.

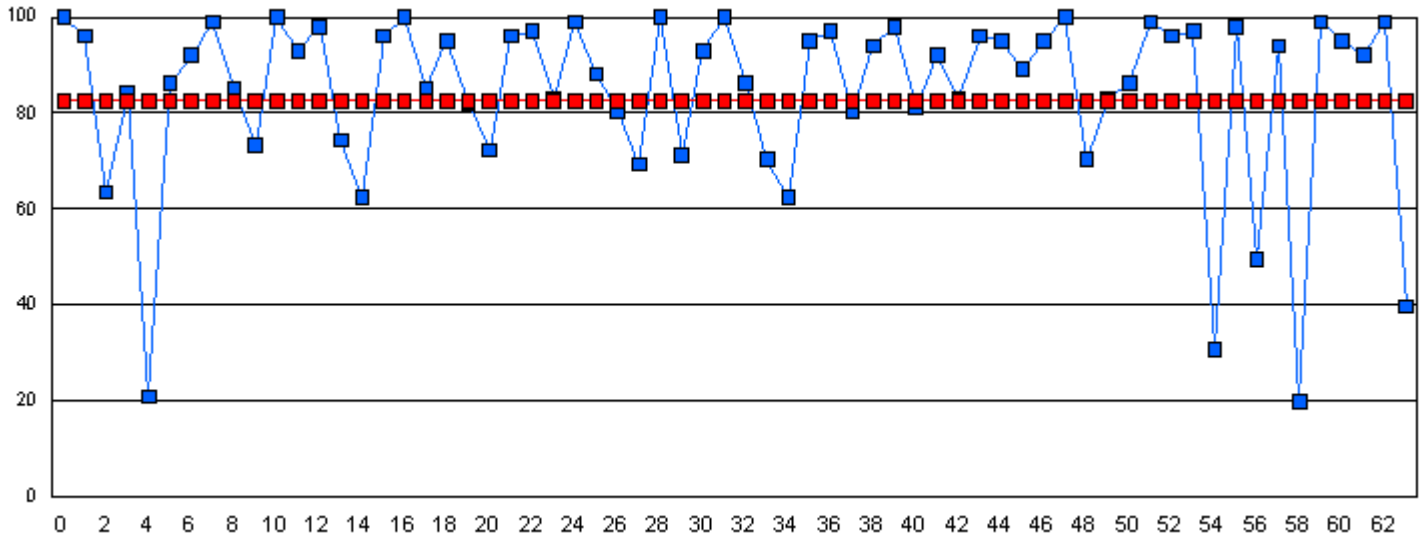
Phonemic Awareness *Student*
 Phonemic Awareness *Province*

Student # Student Name

School data withheld for reasons of confidentiality.

Number of Students : 64

Phonemic Awareness



This graph shows performance of each student vs. the province. The provincial average on Phonemic Awareness is 82.5.

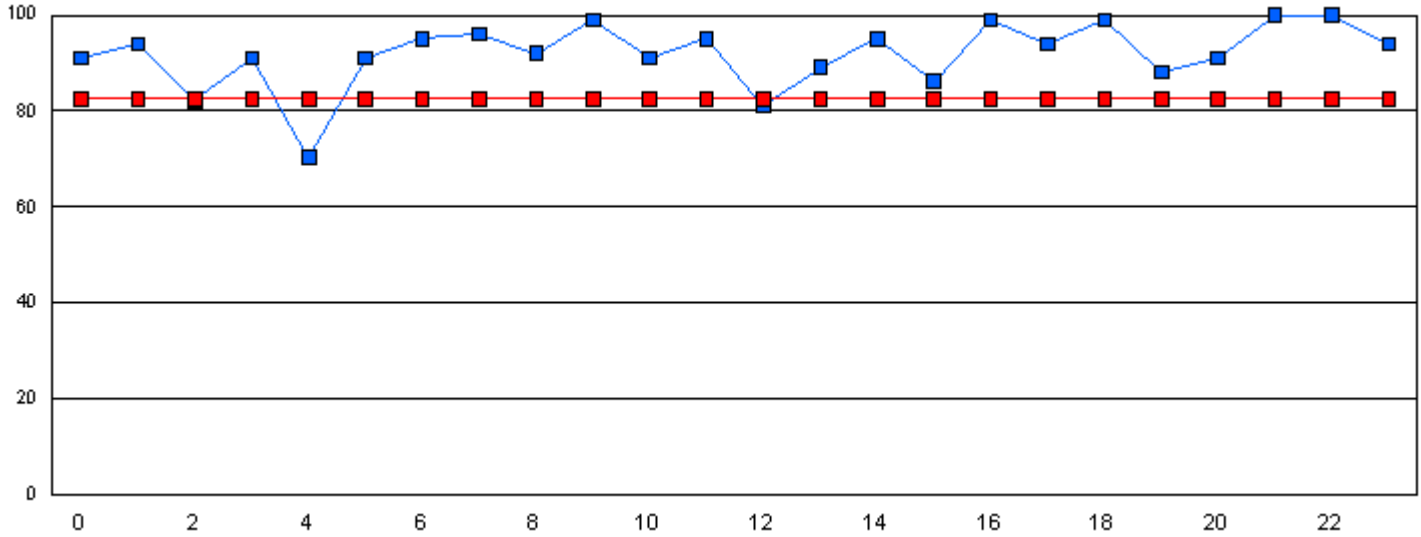
■ Phonemic Awareness *Student*
■ Phonemic Awareness *Province*

Student # Student Name

School data withheld for reasons of confidentiality.

Number of Students : 24

Phonemic Awareness



This graph shows performance of each student vs. the province. The provincial average on Phonemic Awareness is 82.5.

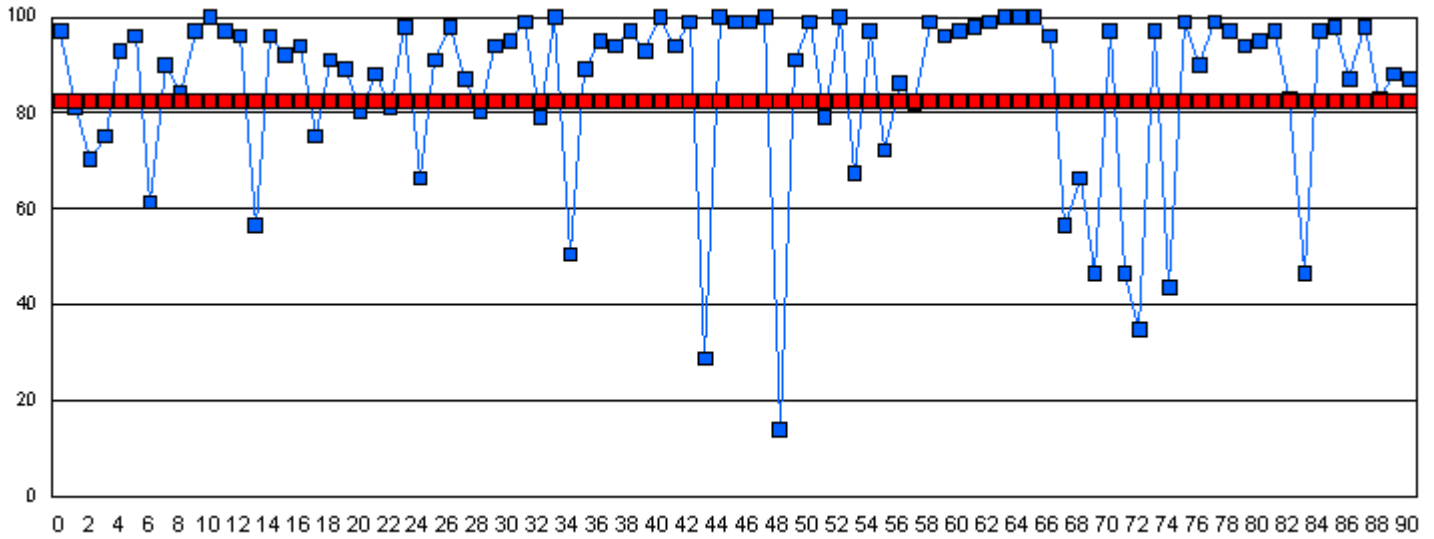
■ Phonemic Awareness *Student*
■ Phonemic Awareness *Province*

Student # Student Name

School data withheld for reasons of confidentiality.

Number of Students : 92

Phonemic Awareness



This graph shows performance of each student vs. the province. The provincial average on Phonemic Awareness is 82.5.

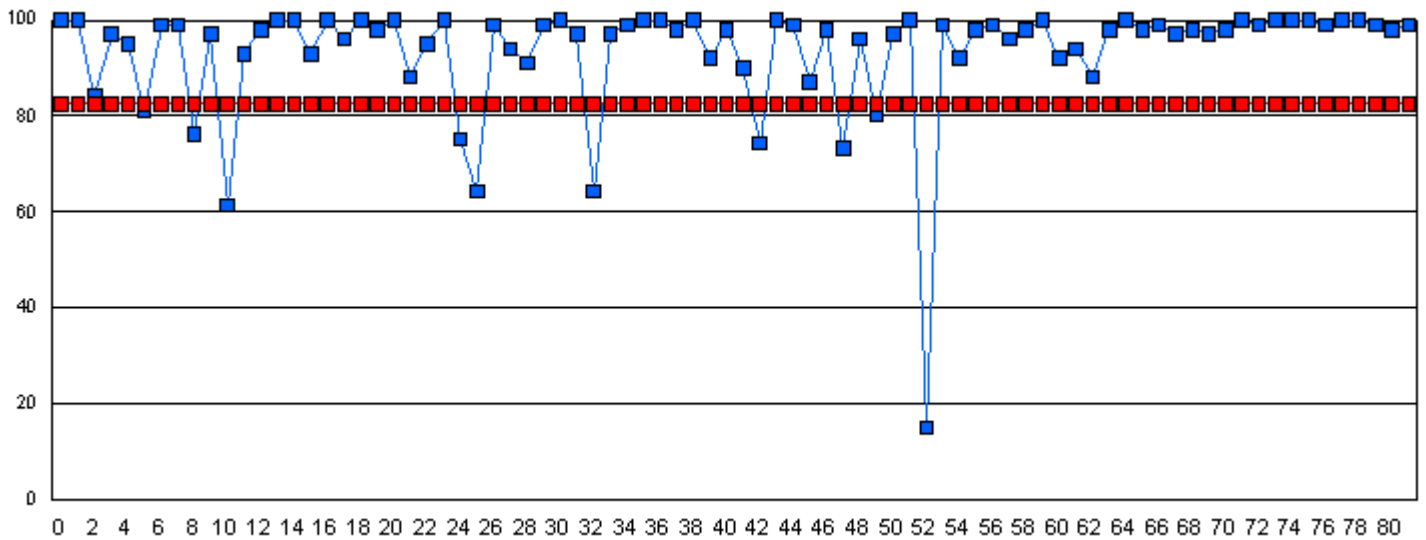
Phonemic Awareness *Student*
 Phonemic Awareness *Province*

Student # Student Name

School data withheld for reasons of confidentiality.

Number of Students : 85

Phonemic Awareness



This graph shows performance of each student vs. the province. The provincial average on Phonemic Awareness is 82.5.

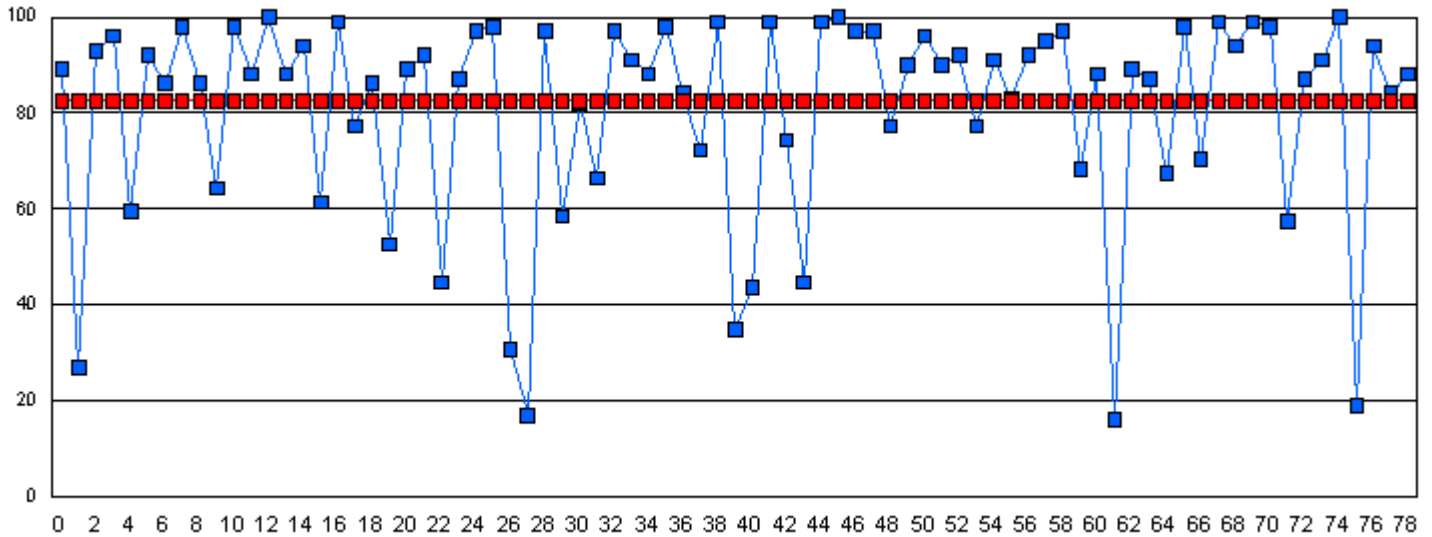
Phonemic Awareness *Student*
 Phonemic Awareness *Province*

Student # Student Name

School data withheld for reasons of confidentiality.

Number of Students : 81

Phonemic Awareness



This graph shows performance of each student vs. the province. The provincial average on Phonemic Awareness is 82.5.

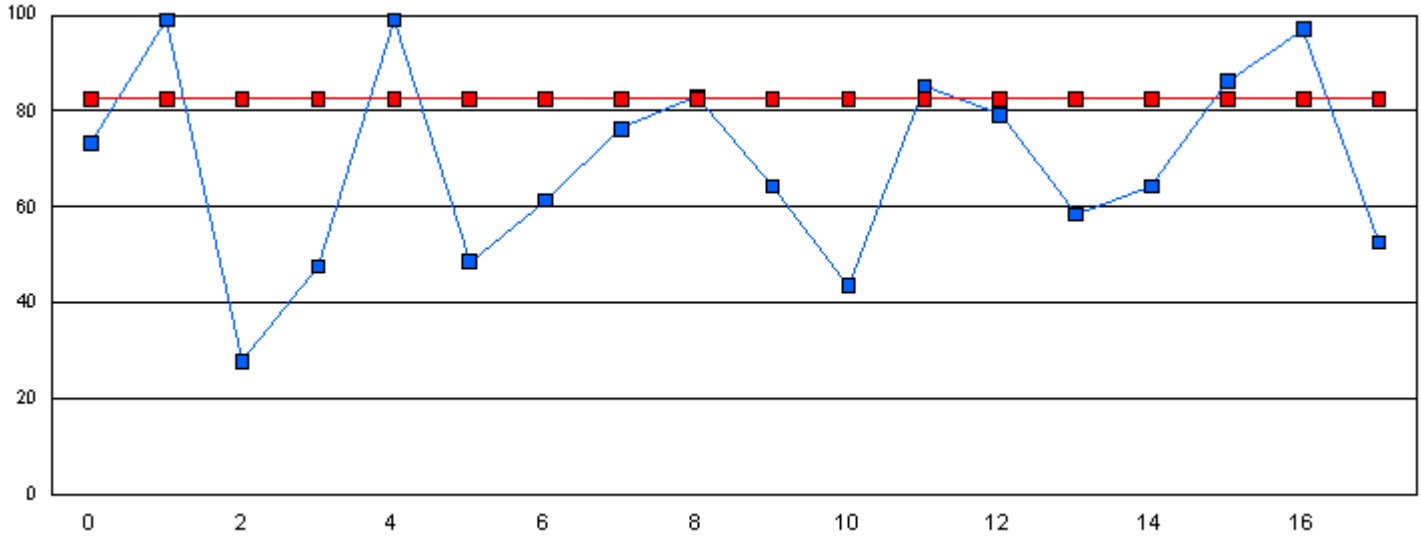
Phonemic Awareness *Student*
 Phonemic Awareness *Province*

Student # Student Name

School data withheld for reasons of confidentiality.

Number of Students : 18

Phonemic Awareness



This graph shows performance of each student vs. the province. The provincial average on Phonemic Awareness is 82.5.

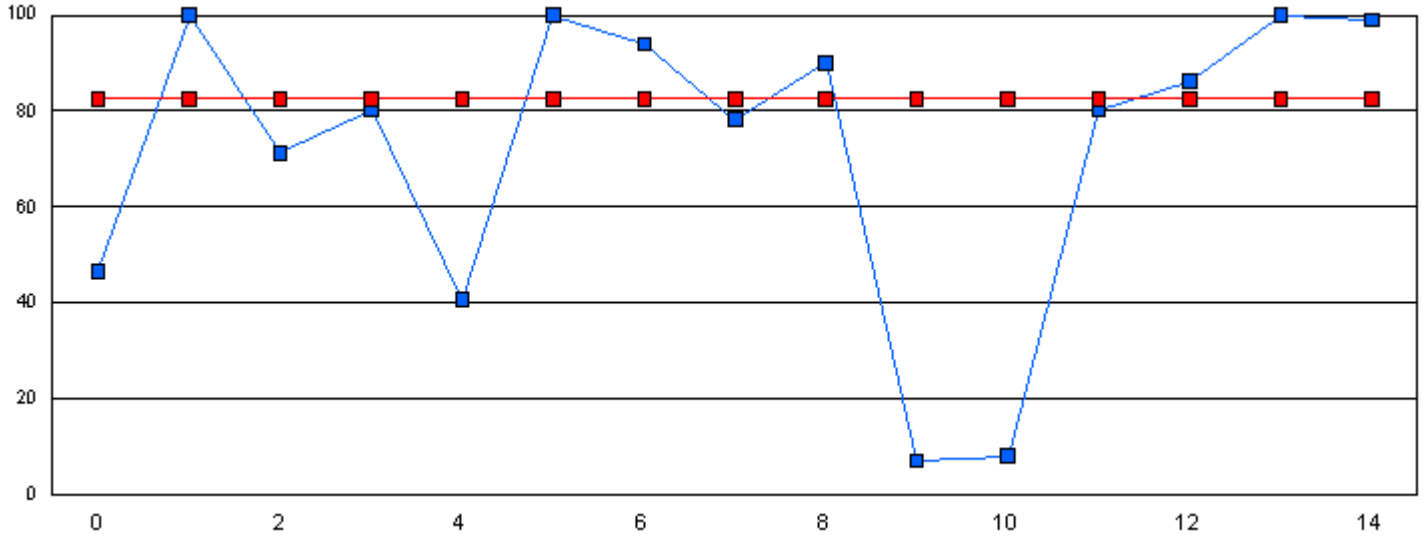
Phonemic Awareness *Student*
 Phonemic Awareness *Province*

Student # Student Name

School data withheld for reasons of confidentiality.

Number of Students : 15

Phonemic Awareness



This graph shows performance of each student vs. the province. The provincial average on Phonemic Awareness is 82.5.

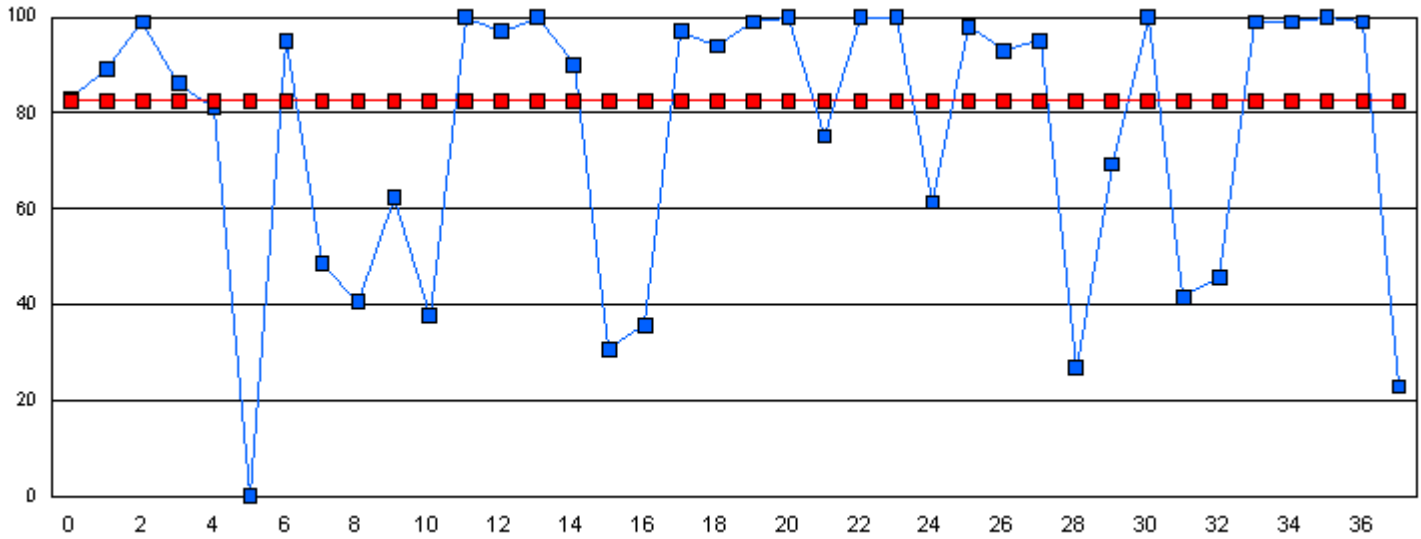
Phonemic Awareness *Student*
 Phonemic Awareness *Province*

Student # Student Name

School data withheld for reasons of confidentiality.

Number of Students : 38

Phonemic Awareness



This graph shows performance of each student vs. the province. The provincial average on Phonemic Awareness is 82.5.

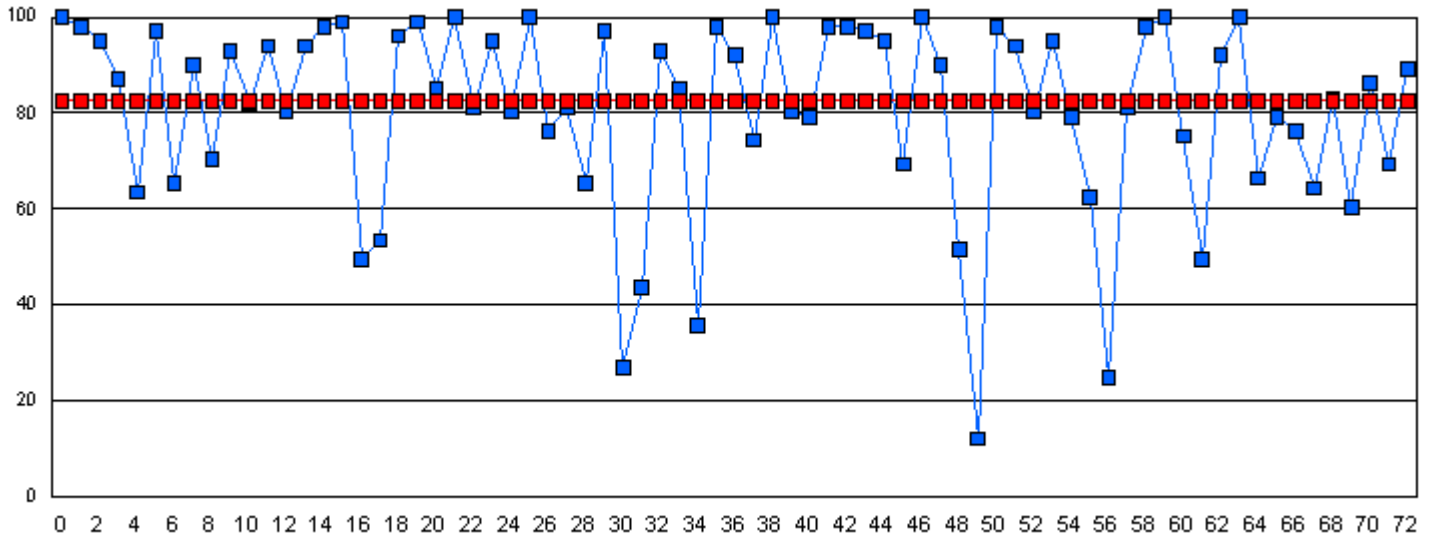
Phonemic Awareness *Student*
 Phonemic Awareness *Province*

Student # Student Name

School data withheld for reasons of confidentiality.

Number of Students : 74

Phonemic Awareness



This graph shows performance of each student vs. the province. The provincial average on Phonemic Awareness is 82.5.

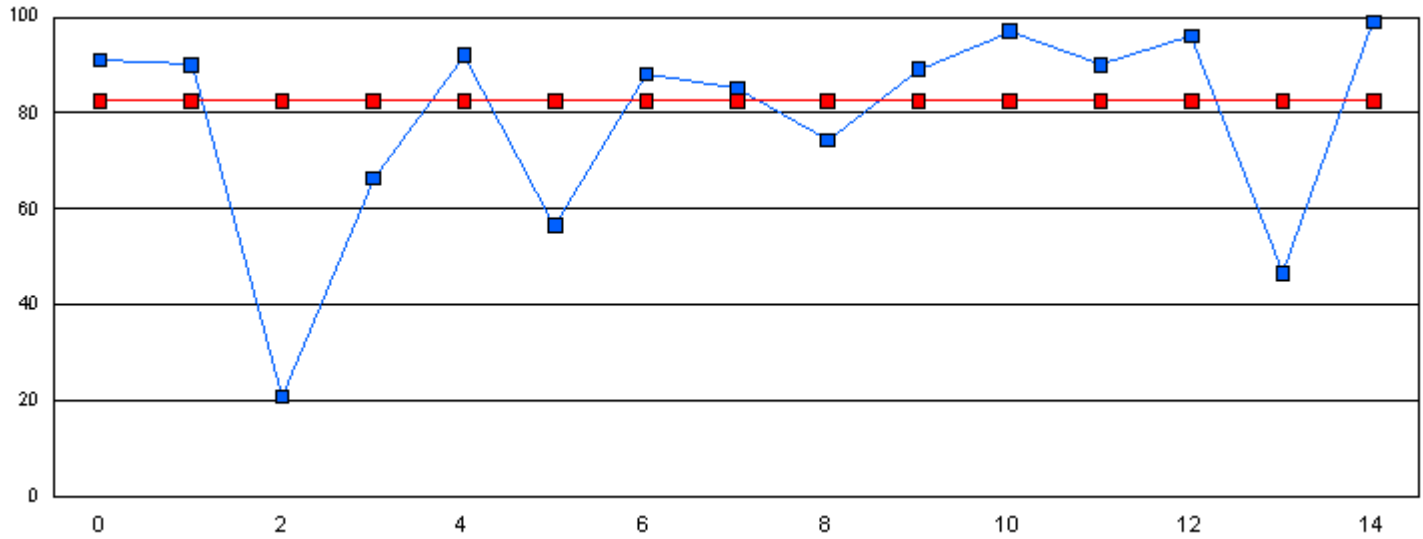
■ Phonemic Awareness *Student*
■ Phonemic Awareness *Province*

Student # Student Name

School data withheld for reasons of confidentiality.

Number of Students : 15

Phonemic Awareness



This graph shows performance of each student vs. the province. The provincial average on Phonemic Awareness is 82.5.

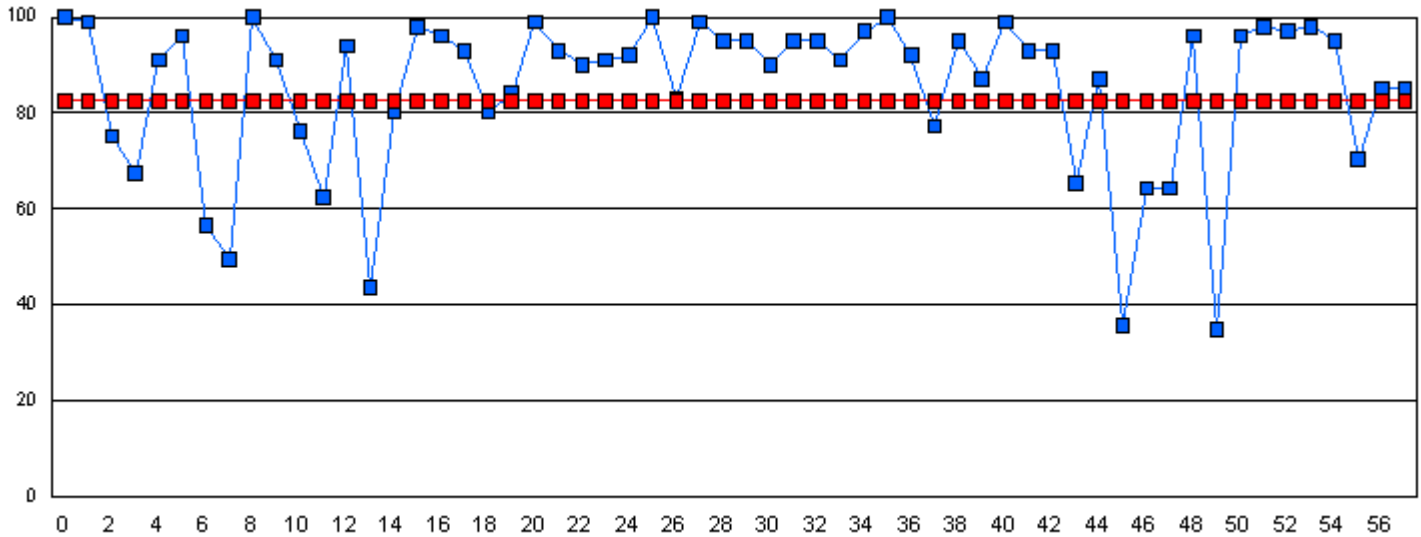
Phonemic Awareness *Student*
 Phonemic Awareness *Province*

Student # Student Name

School data withheld for reasons of confidentiality.

Number of Students : 58

Phonemic Awareness



This graph shows performance of each student vs. the province. The provincial average on Phonemic Awareness is 82.5.

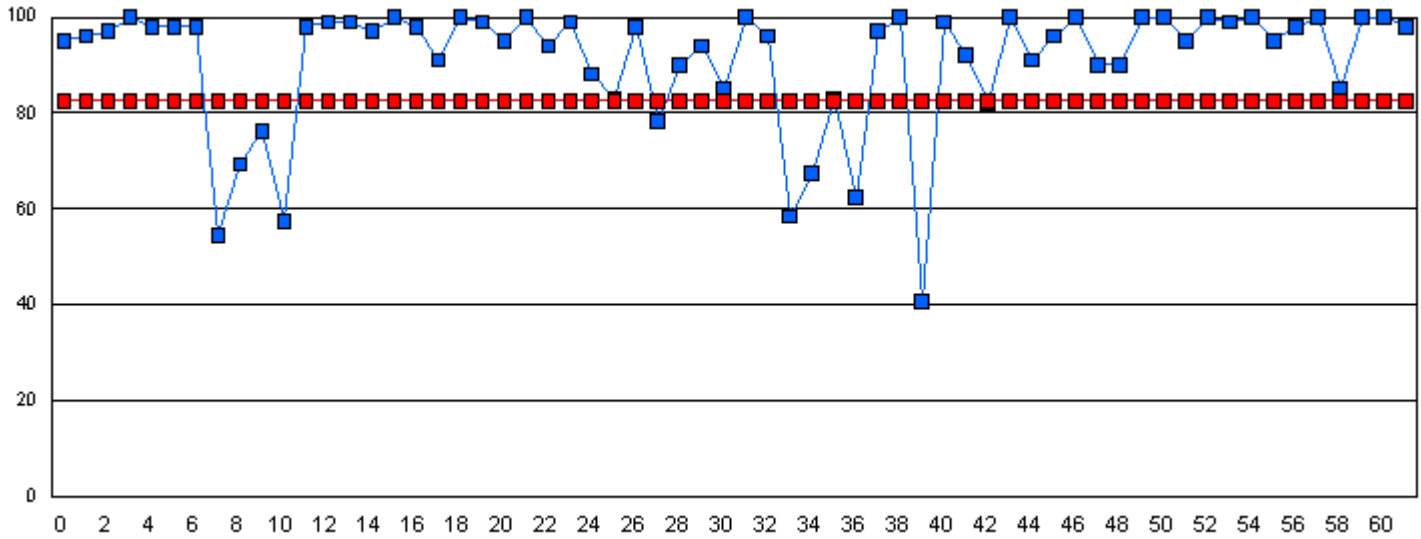
Phonemic Awareness *Student*
 Phonemic Awareness *Province*

Student # Student Name

School data withheld for reasons of confidentiality.

Number of Students : 64

Phonemic Awareness



This graph shows performance of each student vs. the province. The provincial average on Phonemic Awareness is 82.5.

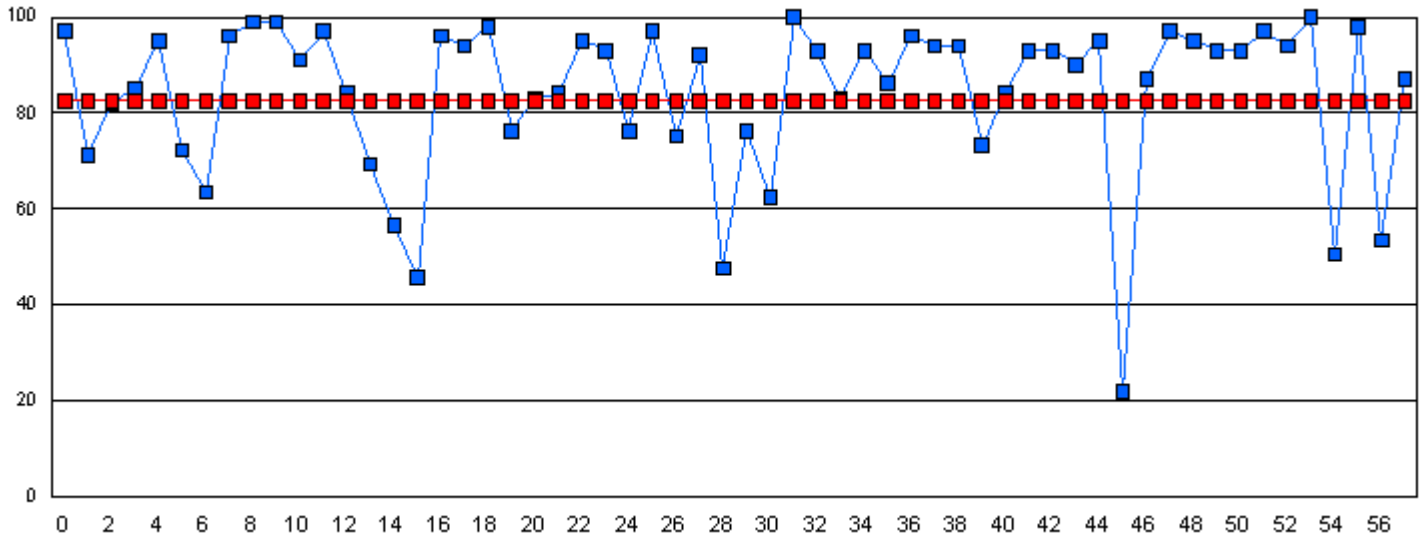
Phonemic Awareness *Student*
 Phonemic Awareness *Province*

Student # Student Name

School data withheld for reasons of confidentiality.

Number of Students : 58

Phonemic Awareness



This graph shows performance of each student vs. the province. The provincial average on Phonemic Awareness is 82.5.

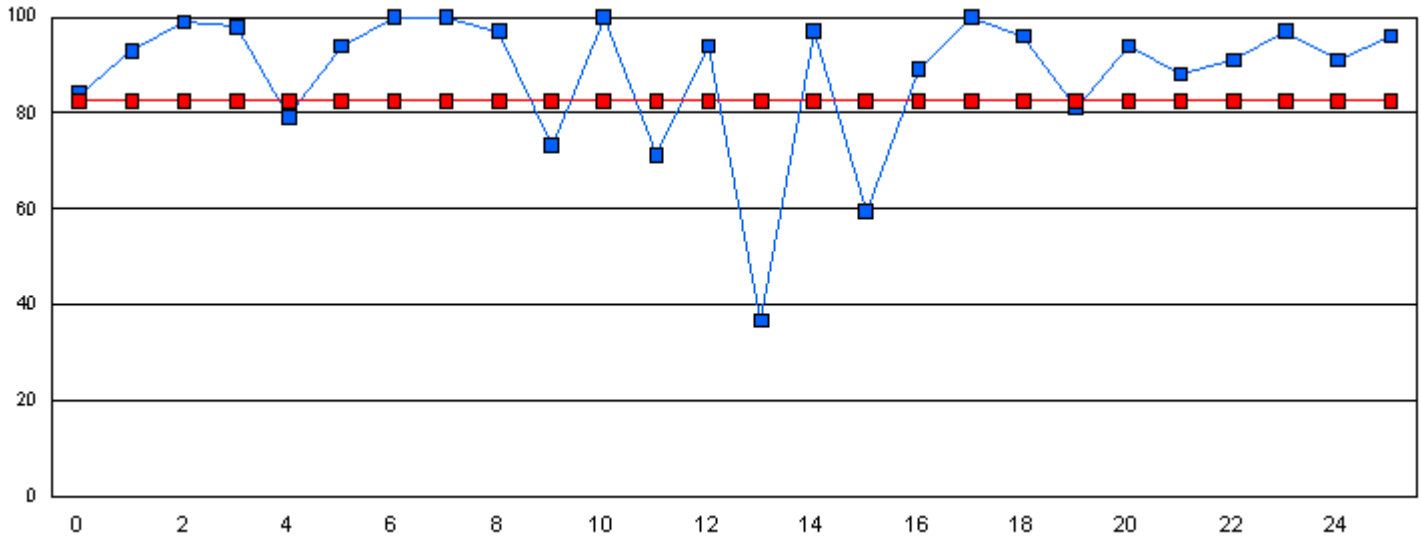
Phonemic Awareness *Student*
 Phonemic Awareness *Province*

Student # Student Name

School data withheld for reasons of confidentiality.

Number of Students : 27

Phonemic Awareness



This graph shows performance of each student vs. the province. The provincial average on Phonemic Awareness is 82.5.

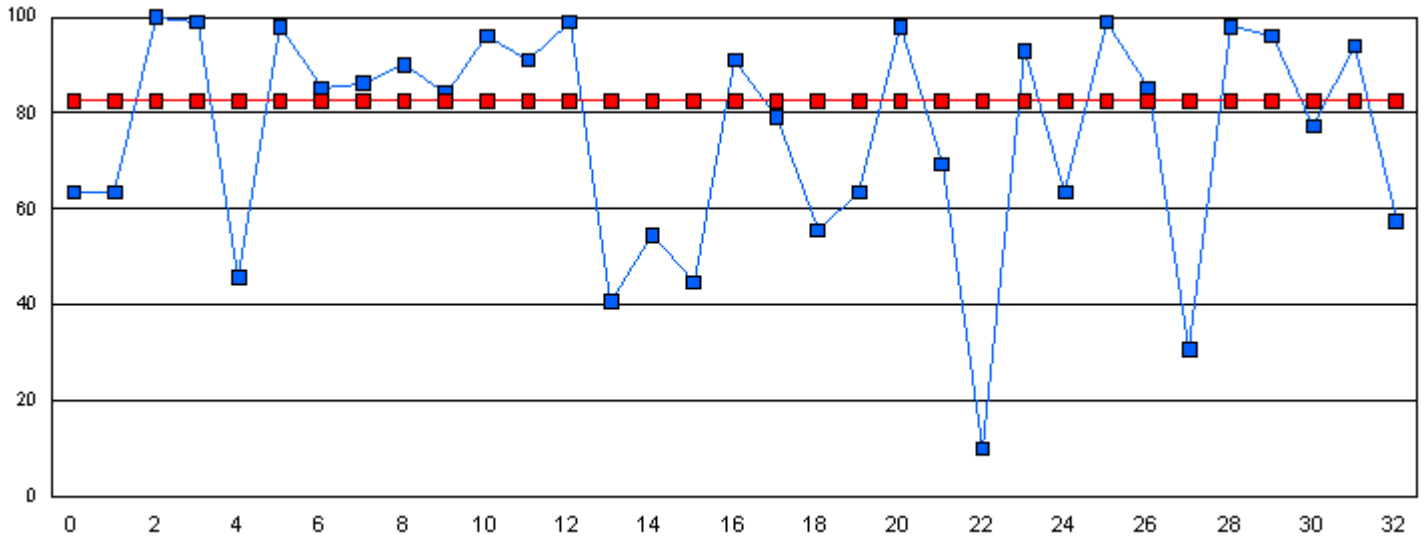
■ Phonemic Awareness *Student*
■ Phonemic Awareness *Province*

Student # Student Name

School data withheld for reasons of confidentiality.

Number of Students : 34

Phonemic Awareness



This graph shows performance of each student vs. the province. The provincial average on Phonemic Awareness is 82.5.

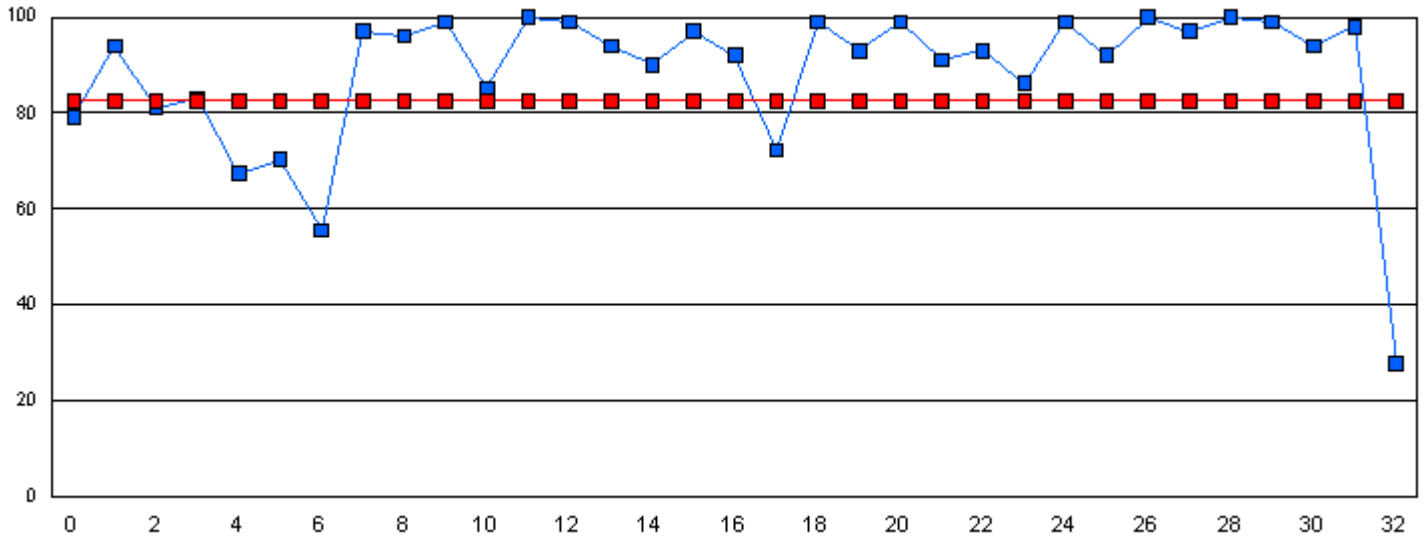
Phonemic Awareness *Student*
 Phonemic Awareness *Province*

Student # Student Name

School data withheld for reasons of confidentiality.

Number of Students : 33

Phonemic Awareness



This graph shows performance of each student vs. the province. The provincial average on Phonemic Awareness is 82.5.

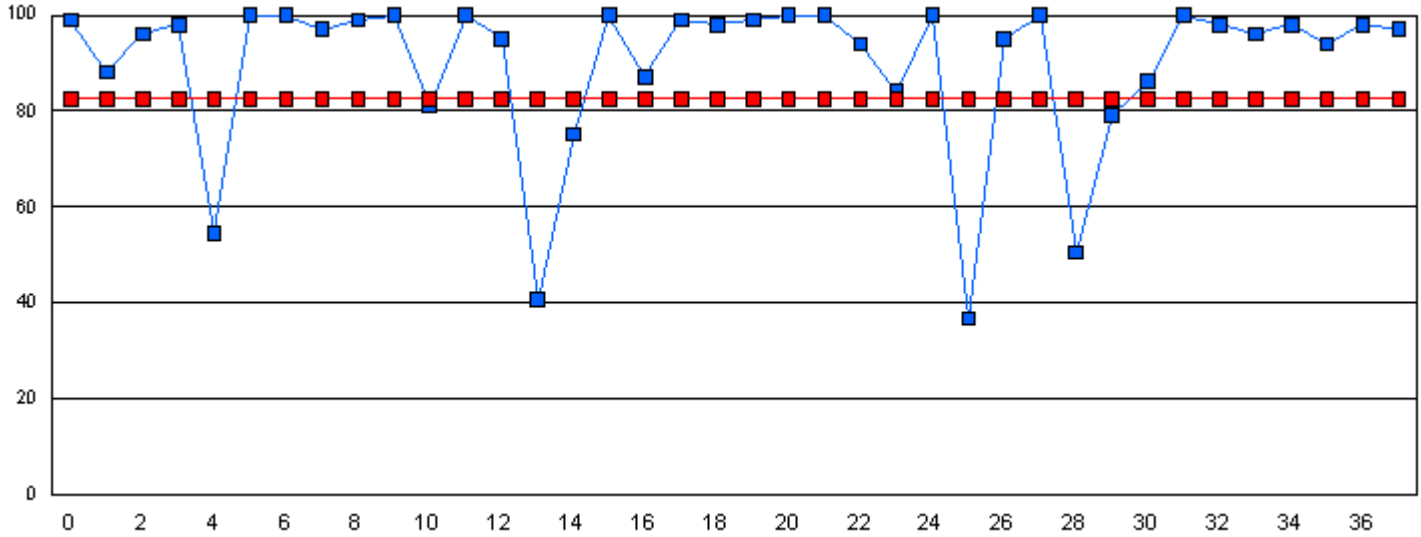
■ Phonemic Awareness *Student*
■ Phonemic Awareness *Province*

Student # Student Name

School data withheld for reasons of confidentiality.

Number of Students : 38

Phonemic Awareness



This graph shows performance of each student vs. the province. The provincial average on Phonemic Awareness is 82.5.

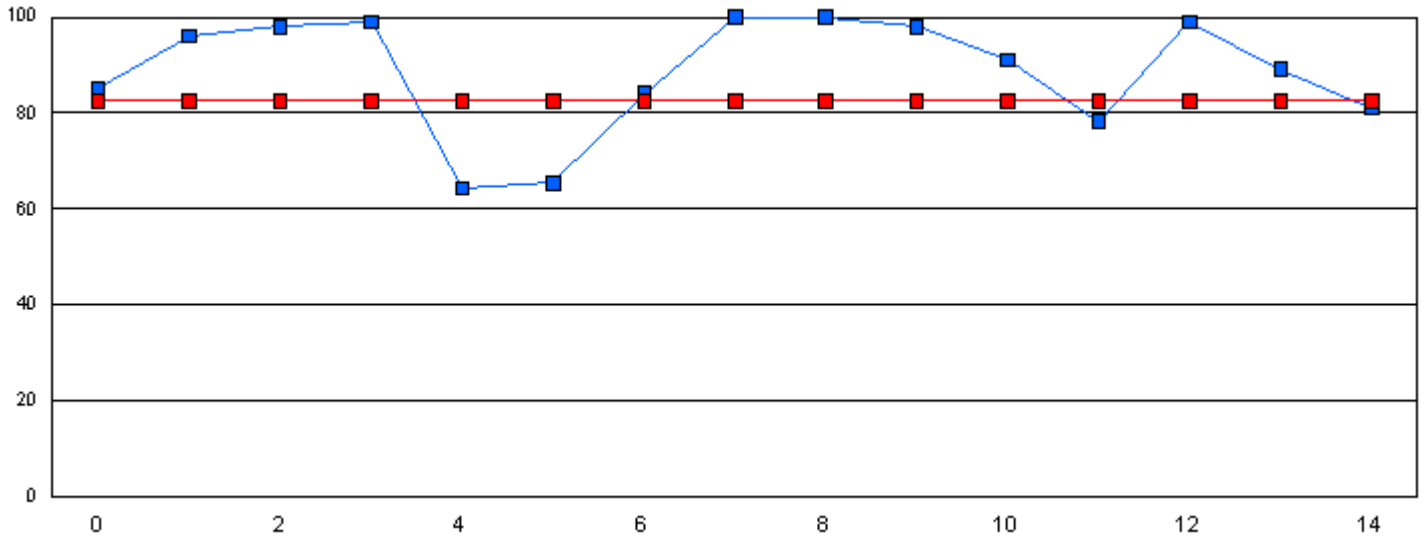
Phonemic Awareness *Student*
 Phonemic Awareness *Province*

Student # Student Name

School data withheld for reasons of confidentiality.

Number of Students : 15

Phonemic Awareness



This graph shows performance of each student vs. the province. The provincial average on Phonemic Awareness is 82.5.

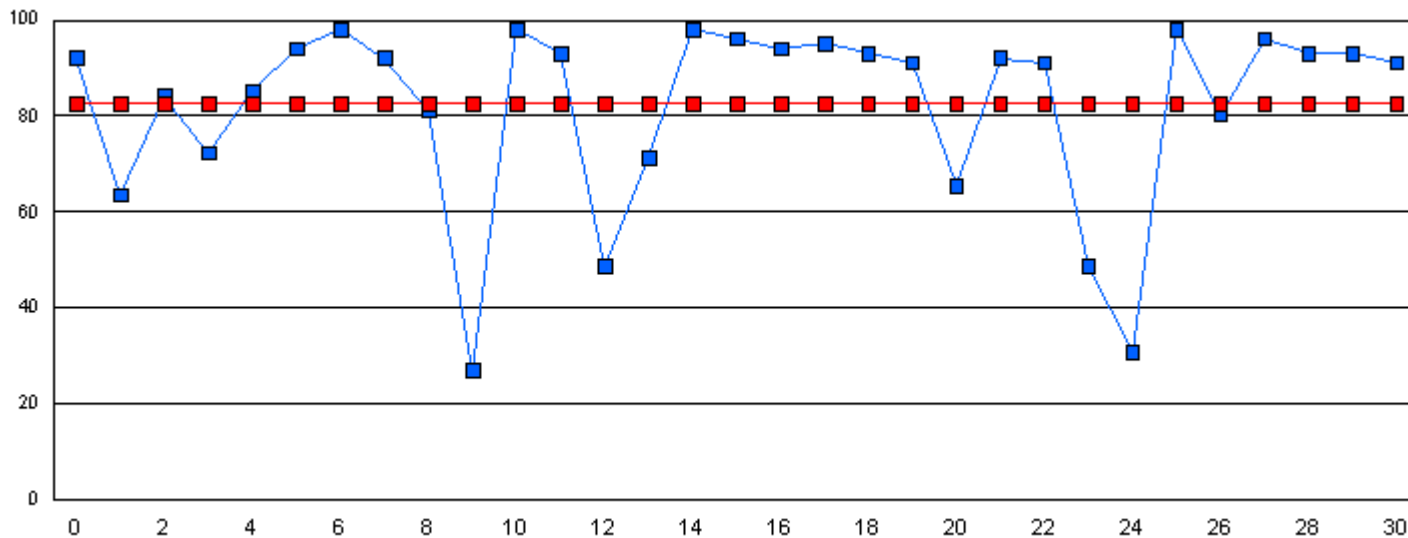
Phonemic Awareness *Student*
 Phonemic Awareness *Province*

Student # Student Name

School data withheld for reasons of confidentiality.

Number of Students : 31

Phonemic Awareness



This graph shows performance of each student vs. the province. The provincial average on Phonemic Awareness is 82.5.

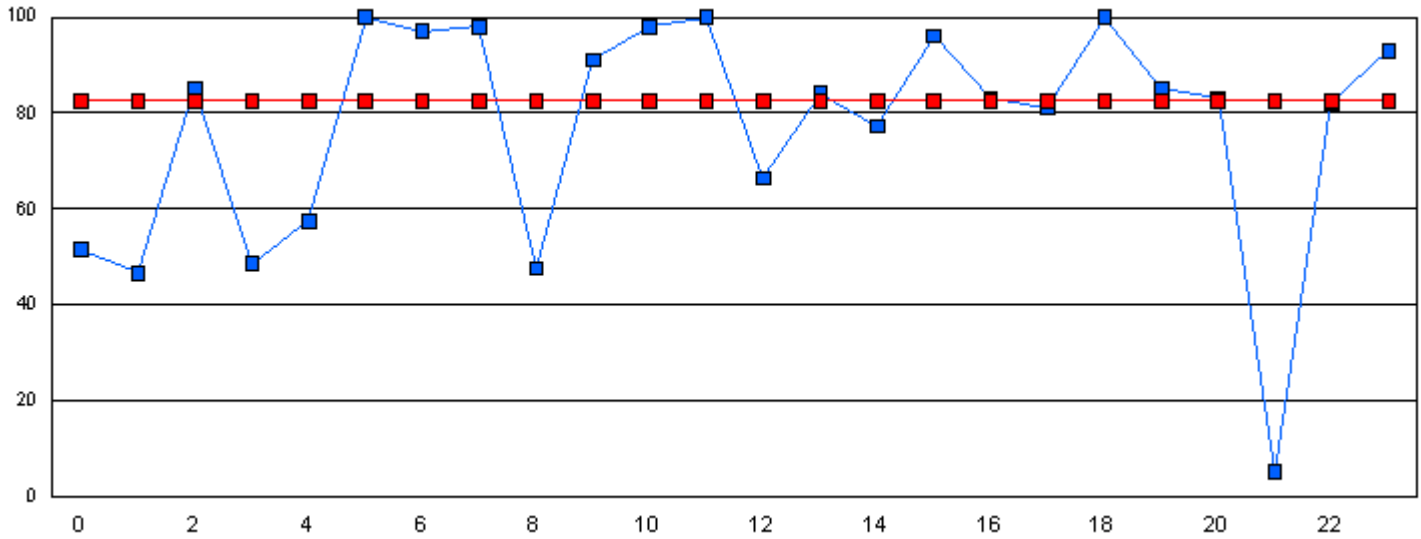
Phonemic Awareness *Student*
 Phonemic Awareness *Province*

Student # Student Name

School data withheld for reasons of confidentiality.

Number of Students : 25

Phonemic Awareness



This graph shows performance of each student vs. the province. The provincial average on Phonemic Awareness is 82.5.

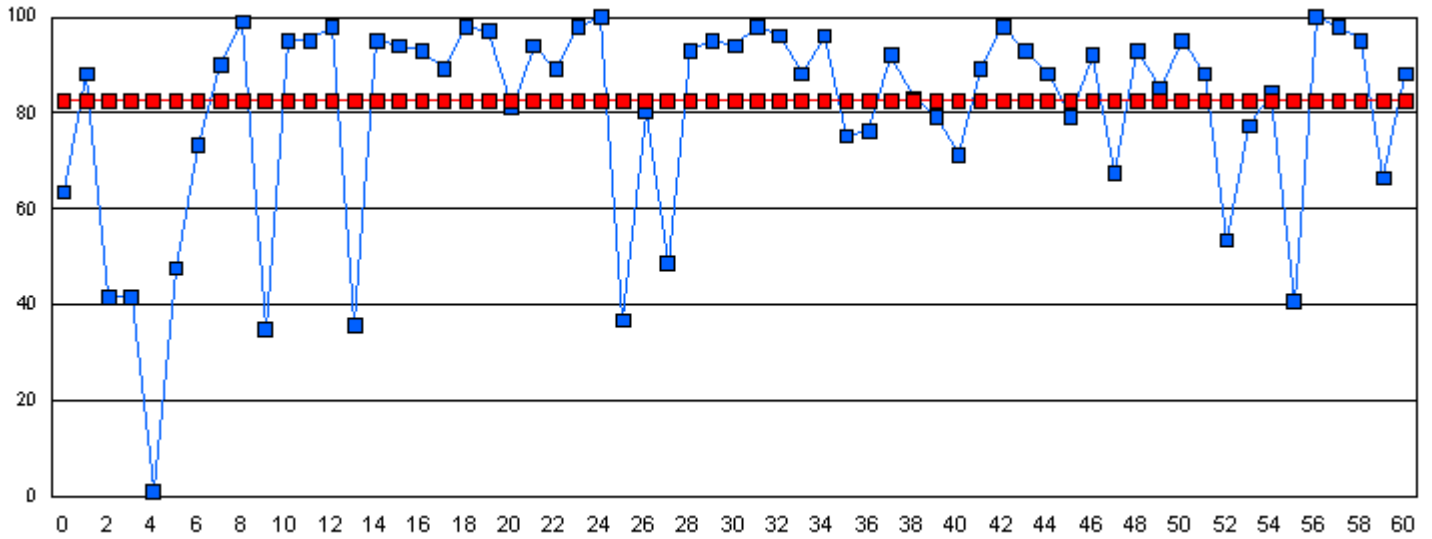
Phonemic Awareness *Student*
 Phonemic Awareness *Province*

Student # Student Name

School data withheld for reasons of confidentiality.

Number of Students : 61

Phonemic Awareness



This graph shows performance of each student vs. the province. The provincial average on Phonemic Awareness is 82.5.

Phonemic Awareness *Student*
 Phonemic Awareness *Province*

Student # Student Name


School data withheld for reasons of confidentiality.

Number of Students : 2

Phonemic Awareness

School data with 5 or fewer students withheld for reasons of confidentiality.

This graph shows performance of each student vs. the province. The provincial average on Phonemic Awareness is 82.5.

 Phonemic Awareness *Student*  Phonemic Awareness *Province*

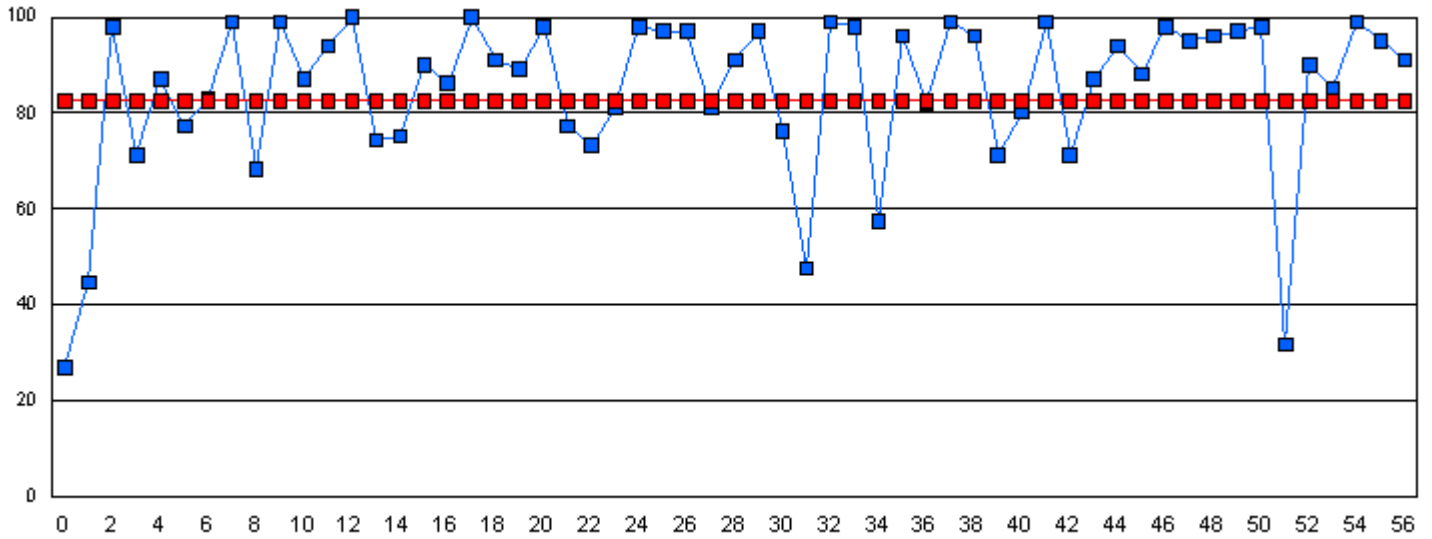
Student #

Student Name

School data withheld for reasons of confidentiality.

Number of Students : 57

Phonemic Awareness



This graph shows performance of each student vs. the province. The provincial average on Phonemic Awareness is 82.5.

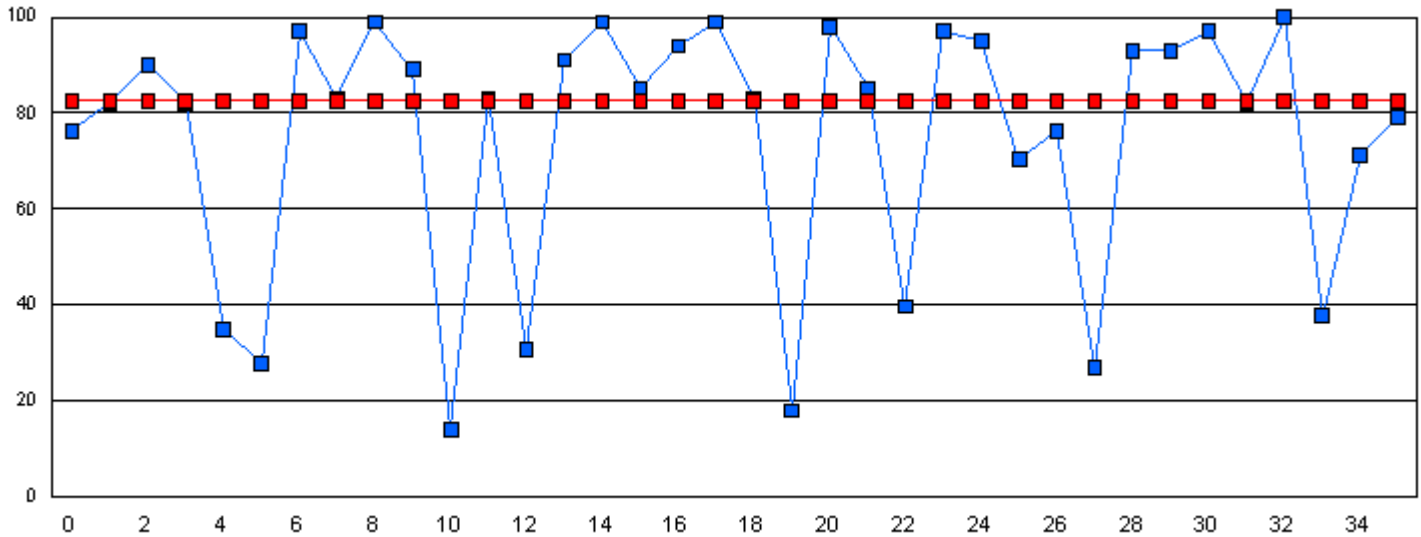
Phonemic Awareness *Student*
 Phonemic Awareness *Province*

Student # Student Name

School data withheld for reasons of confidentiality.

Number of Students : 36

Phonemic Awareness



This graph shows performance of each student vs. the province. The provincial average on Phonemic Awareness is 82.5.

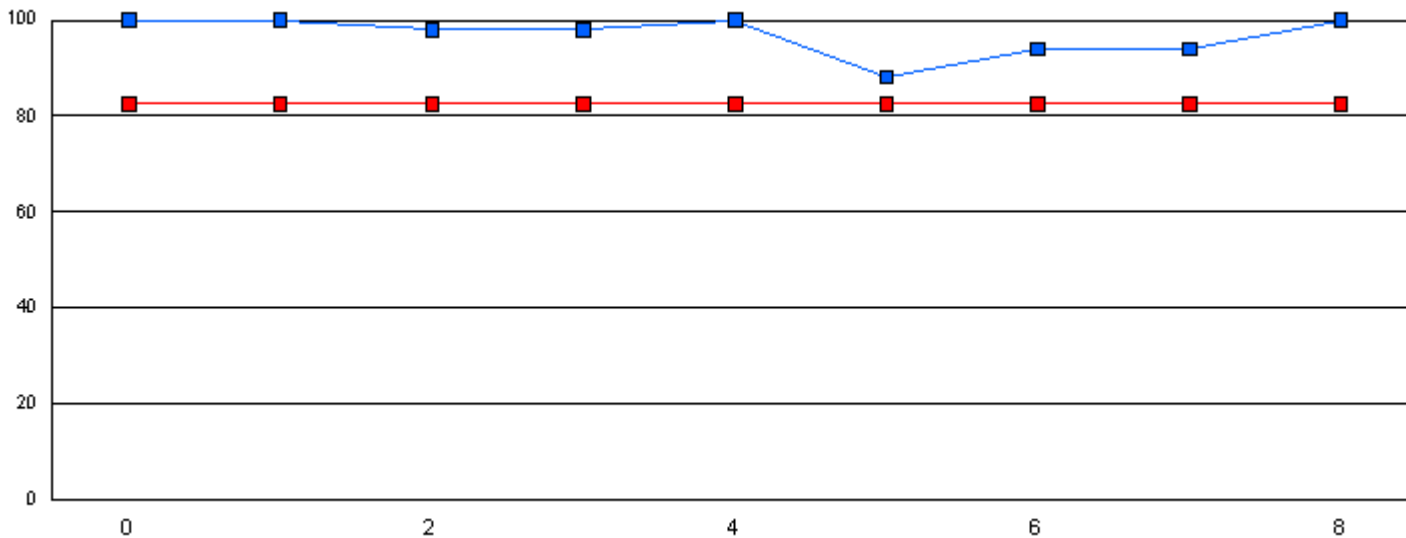
Phonemic Awareness *Student*
 Phonemic Awareness *Province*

Student # Student Name

School data withheld for reasons of confidentiality.

Number of Students : 9

Phonemic Awareness



This graph shows performance of each student vs. the province. The provincial average on Phonemic Awareness is 82.5.

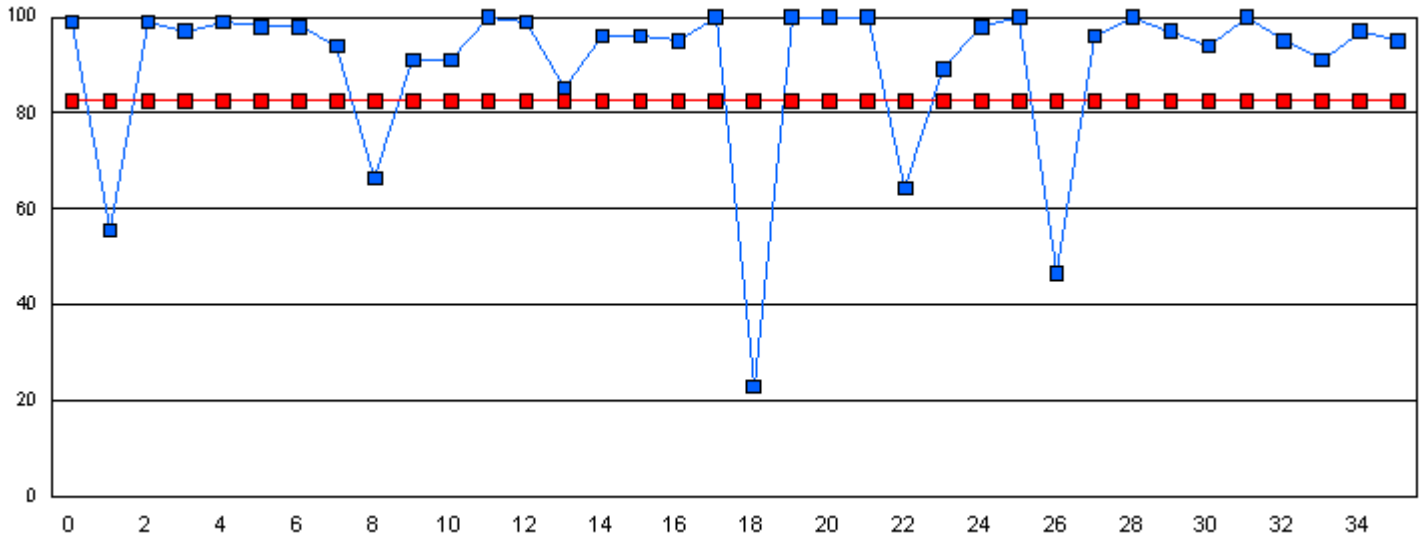
Phonemic Awareness *Student*
 Phonemic Awareness *Province*

Student # Student Name

School data withheld for reasons of confidentiality.

Number of Students : 36

Phonemic Awareness



This graph shows performance of each student vs. the province. The provincial average on Phonemic Awareness is 82.5.

Phonemic Awareness *Student*
 Phonemic Awareness *Province*

Student # Student Name

School data withheld for reasons of confidentiality.

Number of Students : 2

Phonemic Awareness

School data with 5 or fewer students withheld for reasons of confidentiality.

This graph shows performance of each student vs. the province. The provincial average on Phonemic Awareness is 82.5.

 Phonemic Awareness *Student*  Phonemic Awareness *Province*

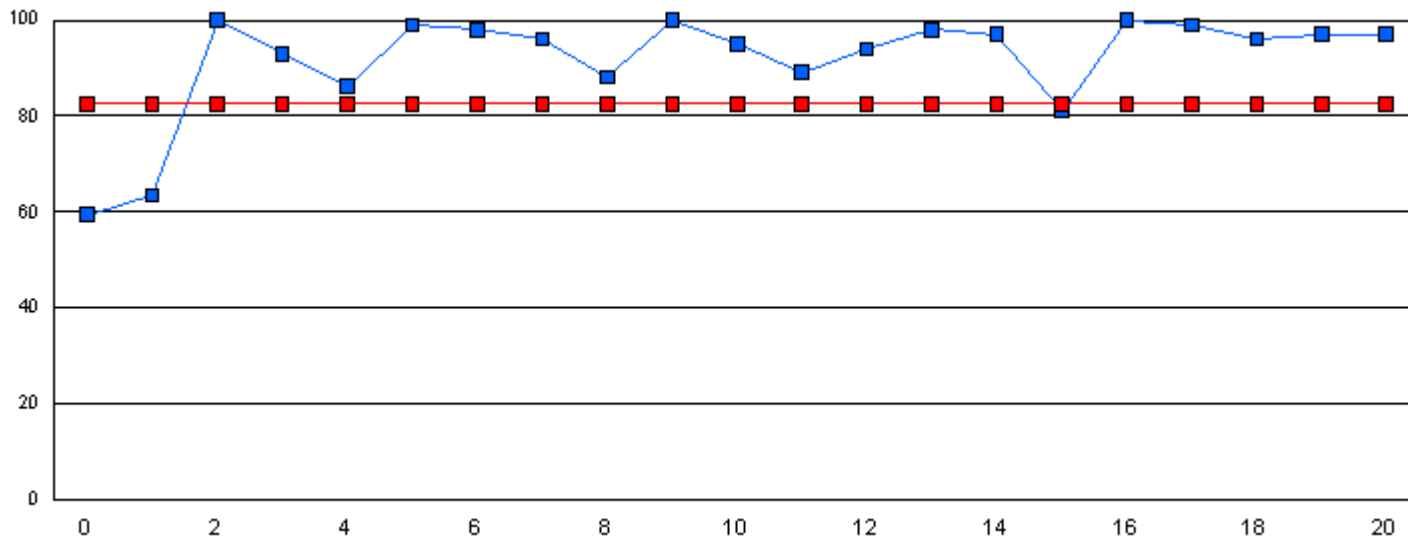
Student #

Student Name

School data withheld for reasons of confidentiality.

Number of Students : 21

Phonemic Awareness



This graph shows performance of each student vs. the province. The provincial average on Phonemic Awareness is 82.5.

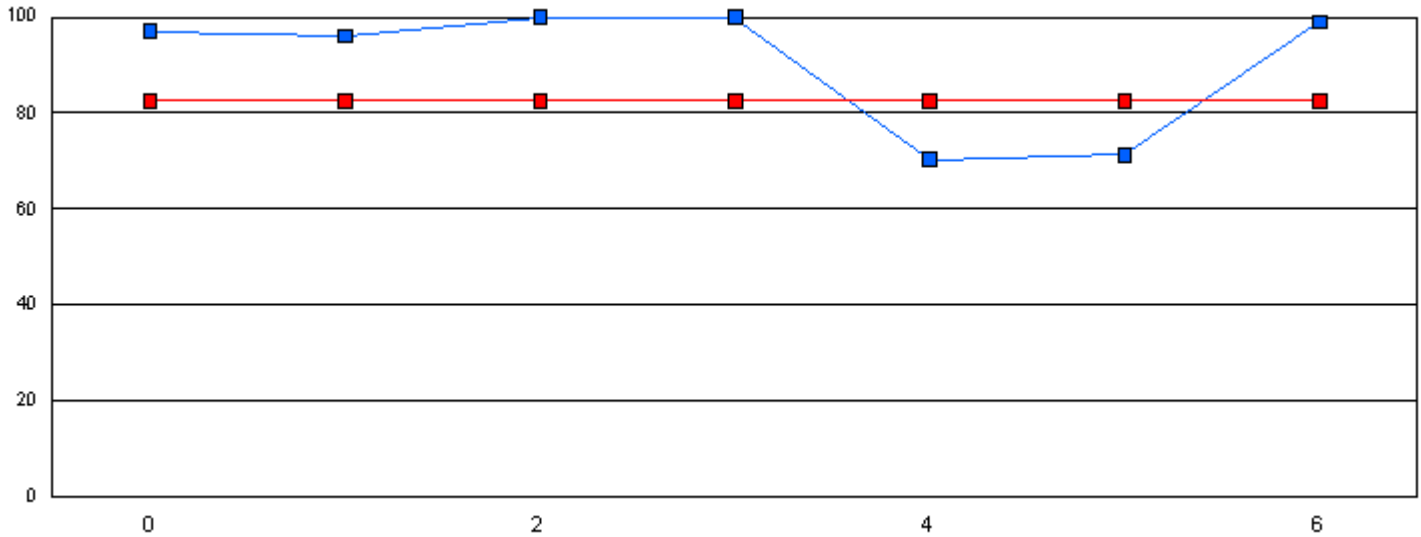
Phonemic Awareness *Student*
 Phonemic Awareness *Province*

Student # **Student Name**

School data withheld for reasons of confidentiality.

Number of Students : 7

Phonemic Awareness



This graph shows performance of each student vs. the province. The provincial average on Phonemic Awareness is 82.5.

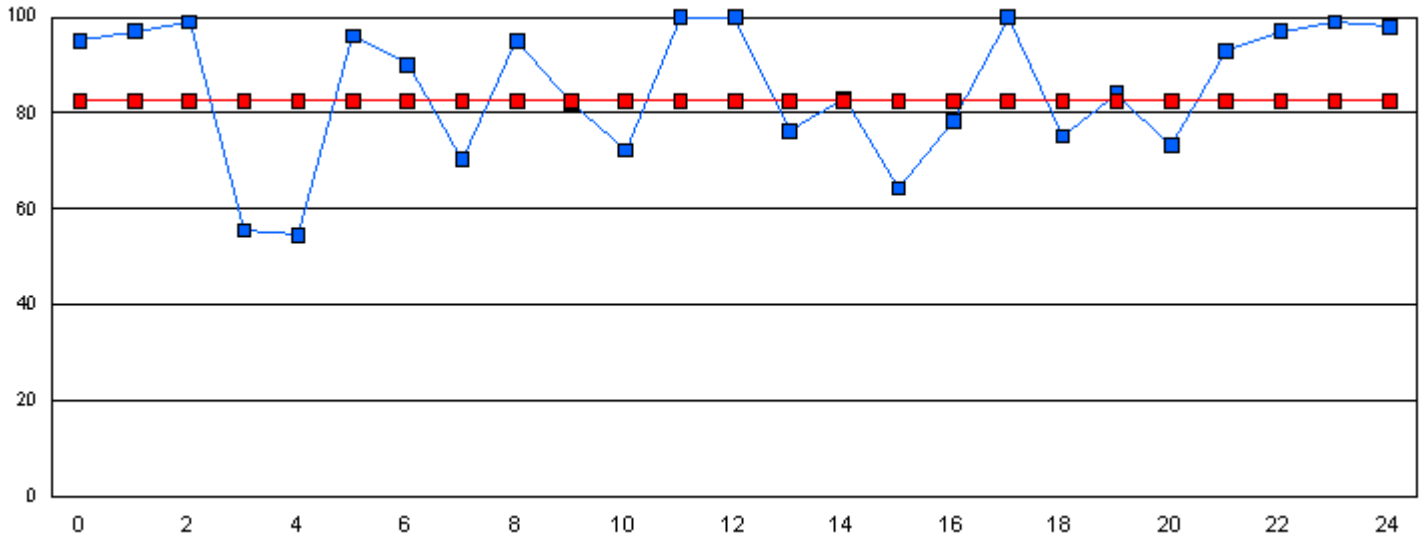
Phonemic Awareness *Student*
 Phonemic Awareness *Province*

Student # Student Name

School data withheld for reasons of confidentiality.

Number of Students : 25

Phonemic Awareness



This graph shows performance of each student vs. the province. The provincial average on Phonemic Awareness is 82.5.

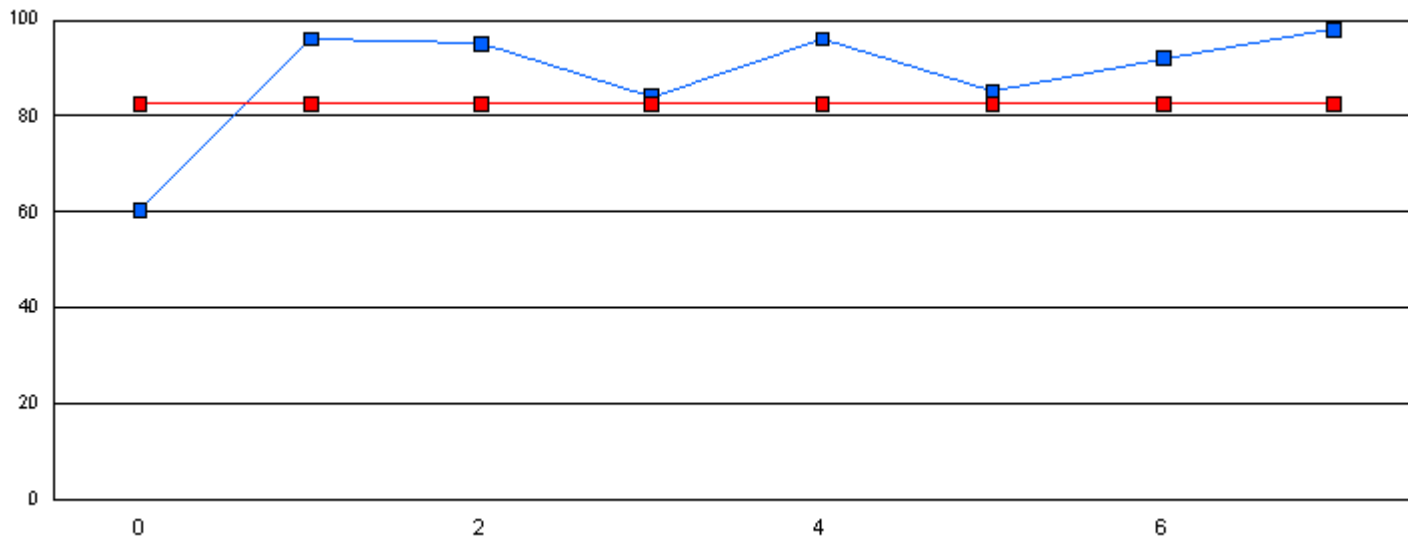
Phonemic Awareness *Student*
 Phonemic Awareness *Province*

Student # Student Name

School data withheld for reasons of confidentiality.

Number of Students : 8

Phonemic Awareness



This graph shows performance of each student vs. the province. The provincial average on Phonemic Awareness is 82.5.

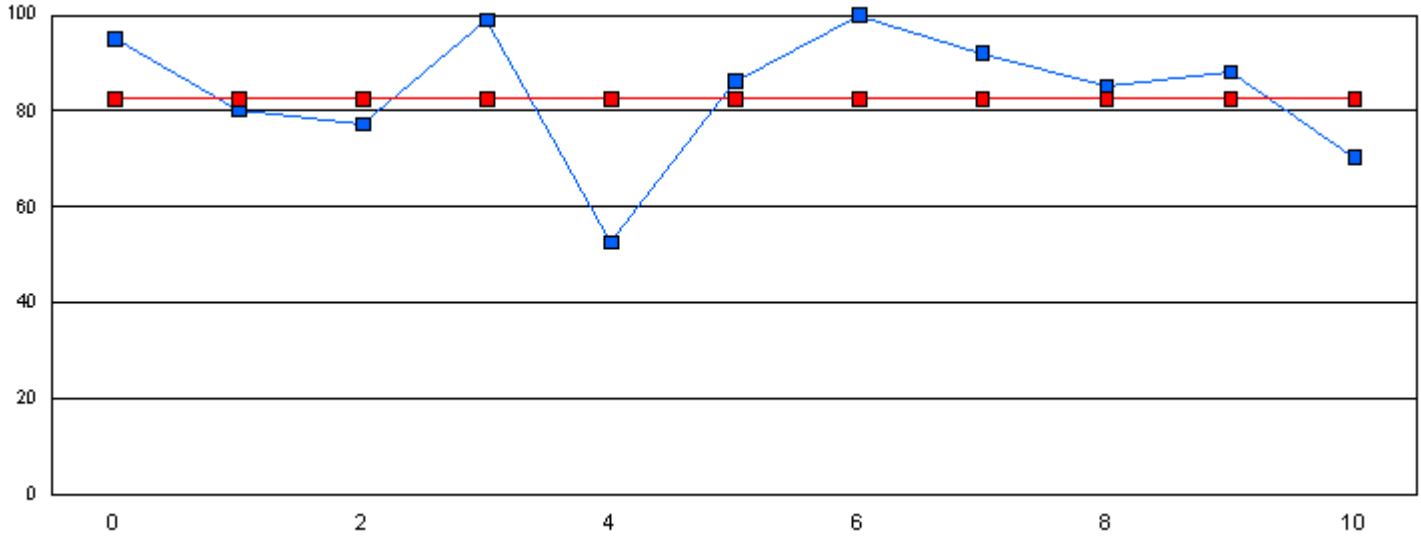
Phonemic Awareness *Student*
 Phonemic Awareness *Province*

Student # **Student Name**

School data withheld for reasons of confidentiality.

Number of Students : 11

Phonemic Awareness



This graph shows performance of each student vs. the province. The provincial average on Phonemic Awareness is 82.5.

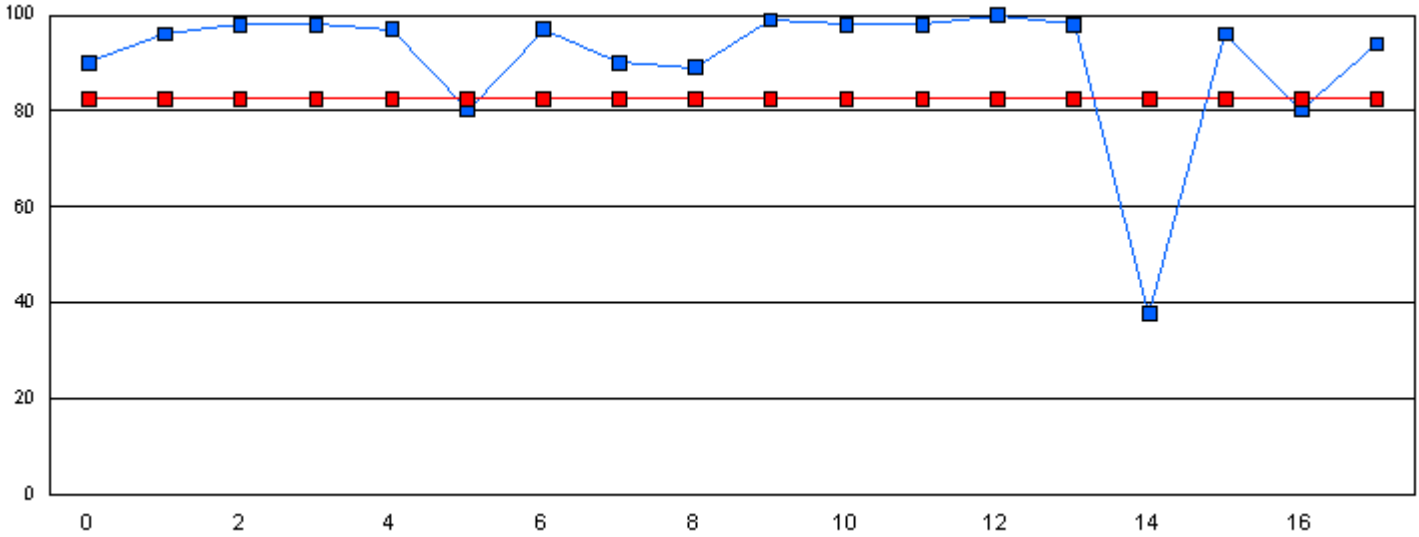
Phonemic Awareness *Student*
 Phonemic Awareness *Province*

Student # Student Name

School data withheld for reasons of confidentiality.

Number of Students : 19

Phonemic Awareness



This graph shows performance of each student vs. the province. The provincial average on Phonemic Awareness is 82.5.

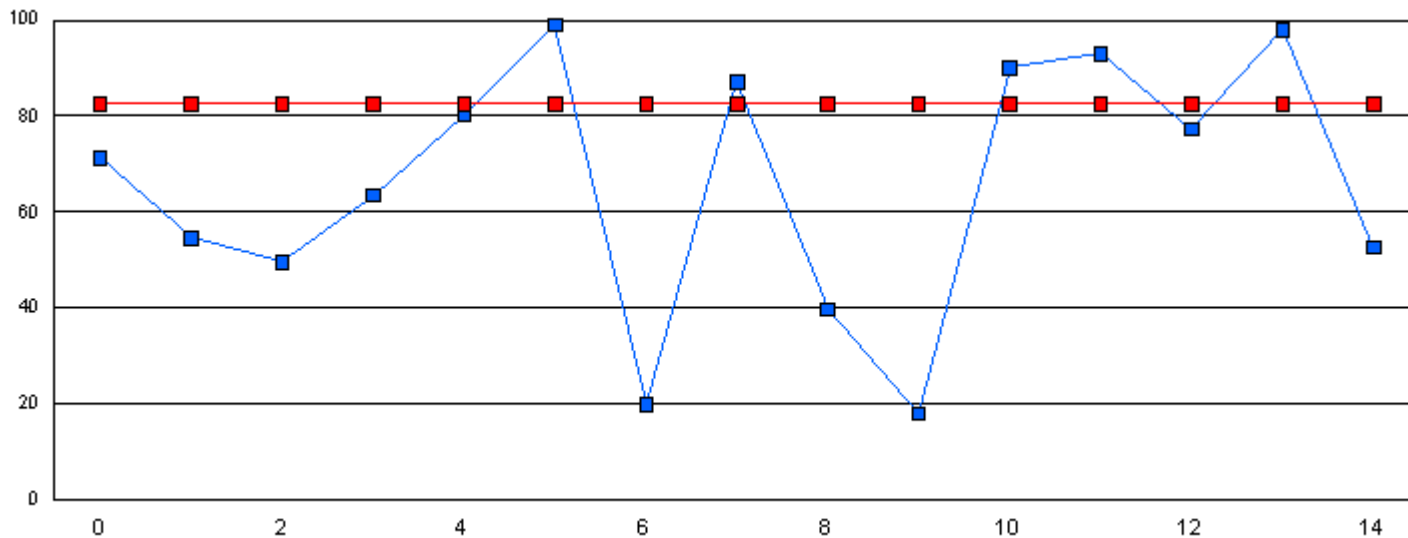
■ Phonemic Awareness *Student*
■ Phonemic Awareness *Province*

Student # Student Name

School data withheld for reasons of confidentiality.

Number of Students : 15

Phonemic Awareness



This graph shows performance of each student vs. the province. The provincial average on Phonemic Awareness is 82.5.

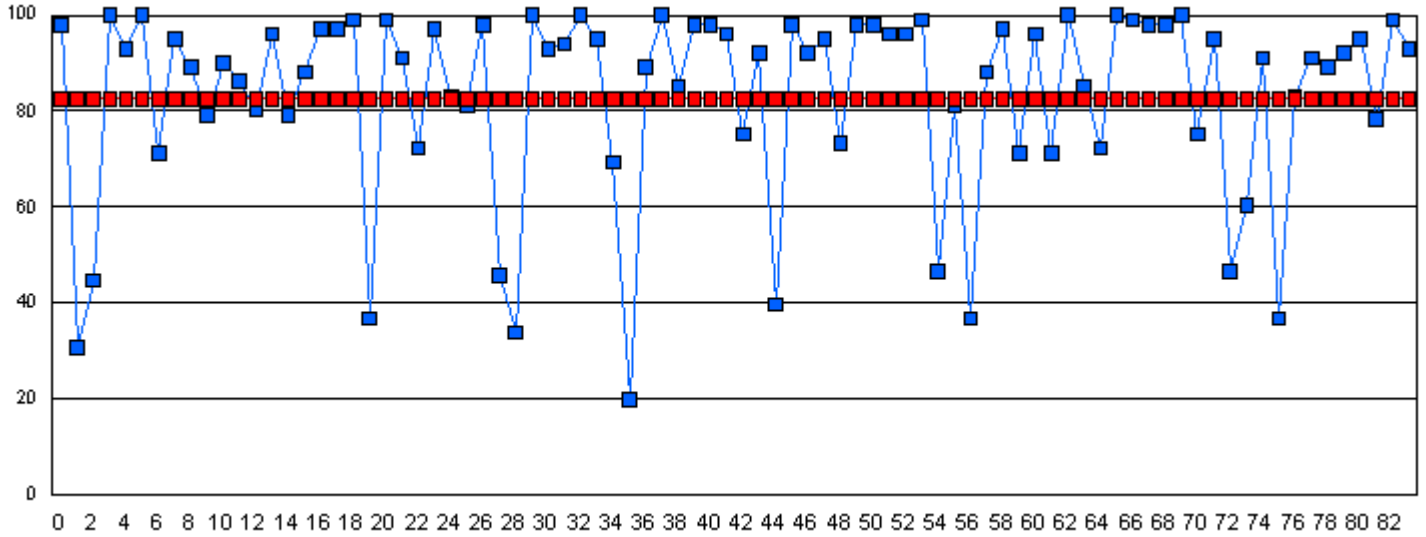
Phonemic Awareness *Student*
 Phonemic Awareness *Province*

Student # Student Name

School data withheld for reasons of confidentiality.

Number of Students : 85

Phonemic Awareness



This graph shows performance of each student vs. the province. The provincial average on Phonemic Awareness is 82.5.

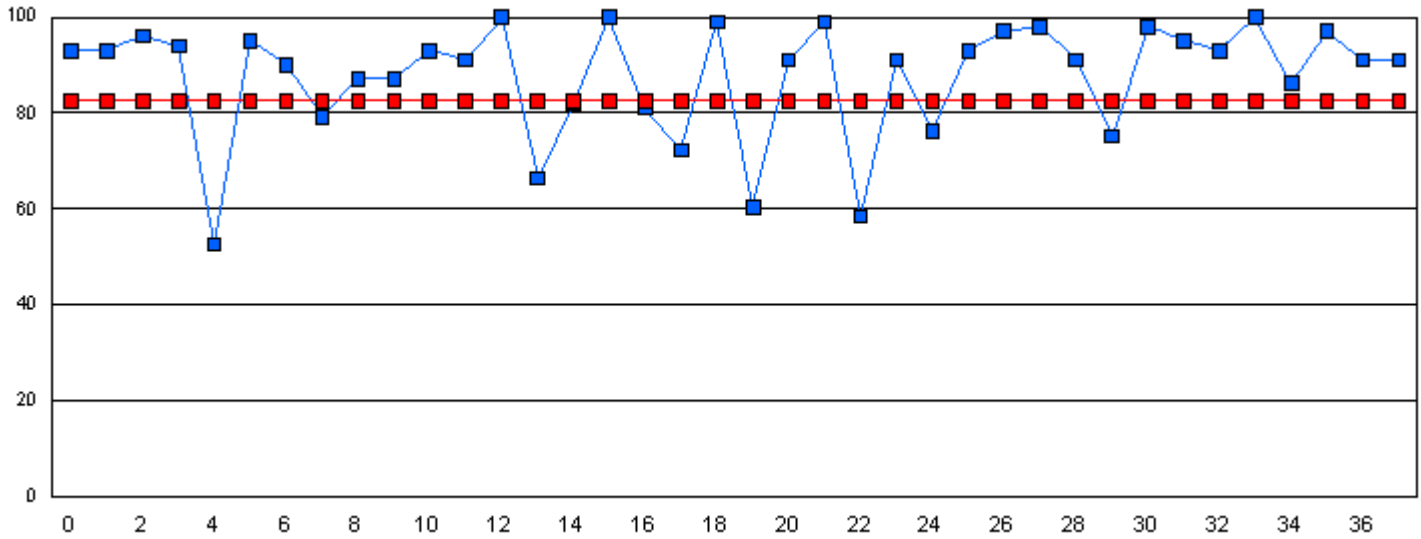
Phonemic Awareness *Student*
 Phonemic Awareness *Province*

Student # Student Name

School data withheld for reasons of confidentiality.

Number of Students : 40

Phonemic Awareness



This graph shows performance of each student vs. the province. The provincial average on Phonemic Awareness is 82.5.

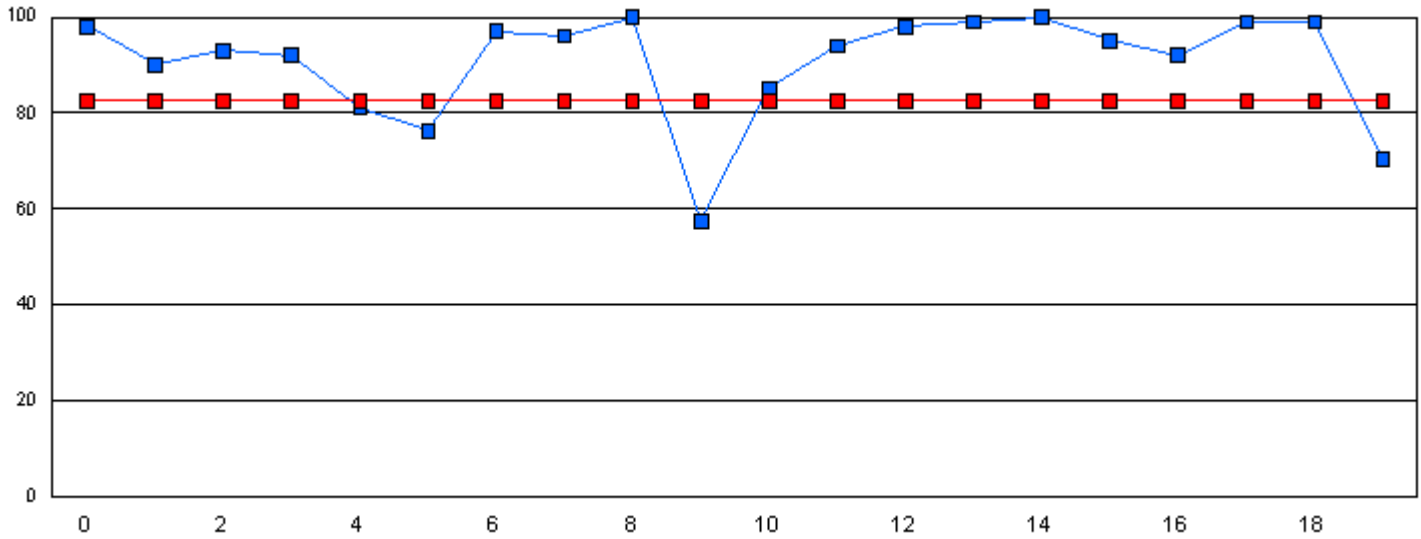
Phonemic Awareness *Student*
 Phonemic Awareness *Province*

Student # Student Name

School data withheld for reasons of confidentiality.

Number of Students : 20

Phonemic Awareness



This graph shows performance of each student vs. the province. The provincial average on Phonemic Awareness is 82.5.

■ Phonemic Awareness *Student*
■ Phonemic Awareness *Province*

Student # Student Name


School data withheld for reasons of confidentiality.

Number of Students : 4

Phonemic Awareness

School data with 5 or fewer students withheld for reasons of confidentiality.

This graph shows performance of each student vs. the province. The provincial average on Phonemic Awareness is 82.5.

 Phonemic Awareness *Student*  Phonemic Awareness *Province*

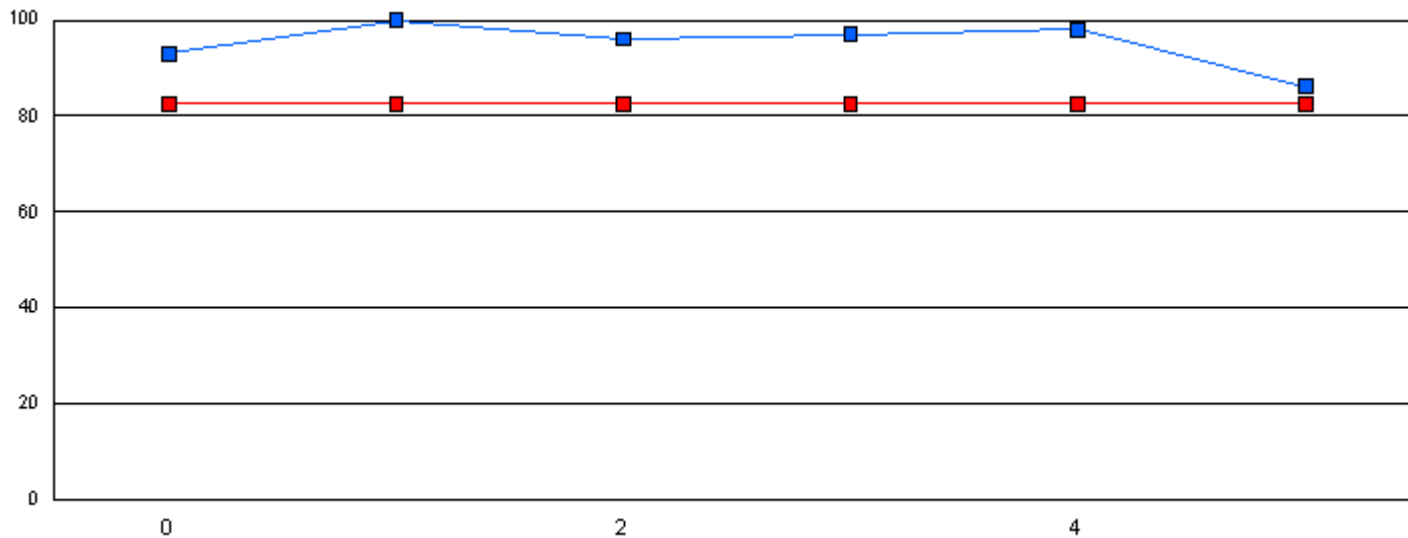
Student #

Student Name

School data withheld for reasons of confidentiality.

Number of Students : 6

Phonemic Awareness



This graph shows performance of each student vs. the province. The provincial average on Phonemic Awareness is 82.5.

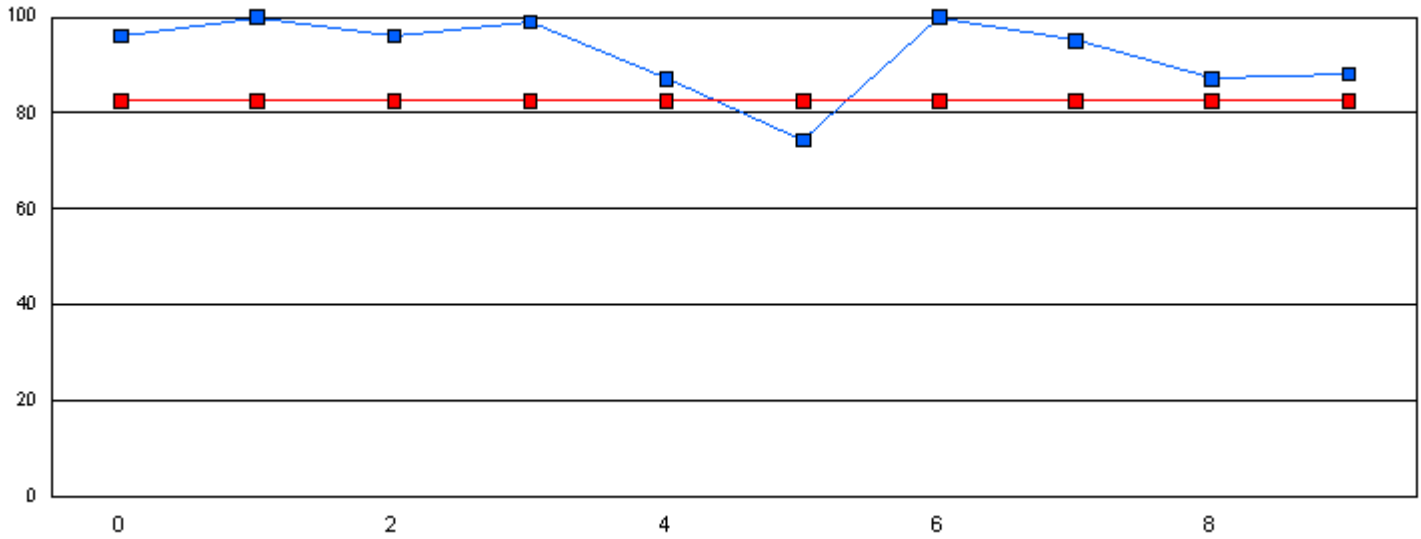
Phonemic Awareness *Student*
 Phonemic Awareness *Province*

Student # **Student Name**

School data withheld for reasons of confidentiality.

Number of Students : 10

Phonemic Awareness



This graph shows performance of each student vs. the province. The provincial average on Phonemic Awareness is 82.5.

Phonemic Awareness *Student*
 Phonemic Awareness *Province*

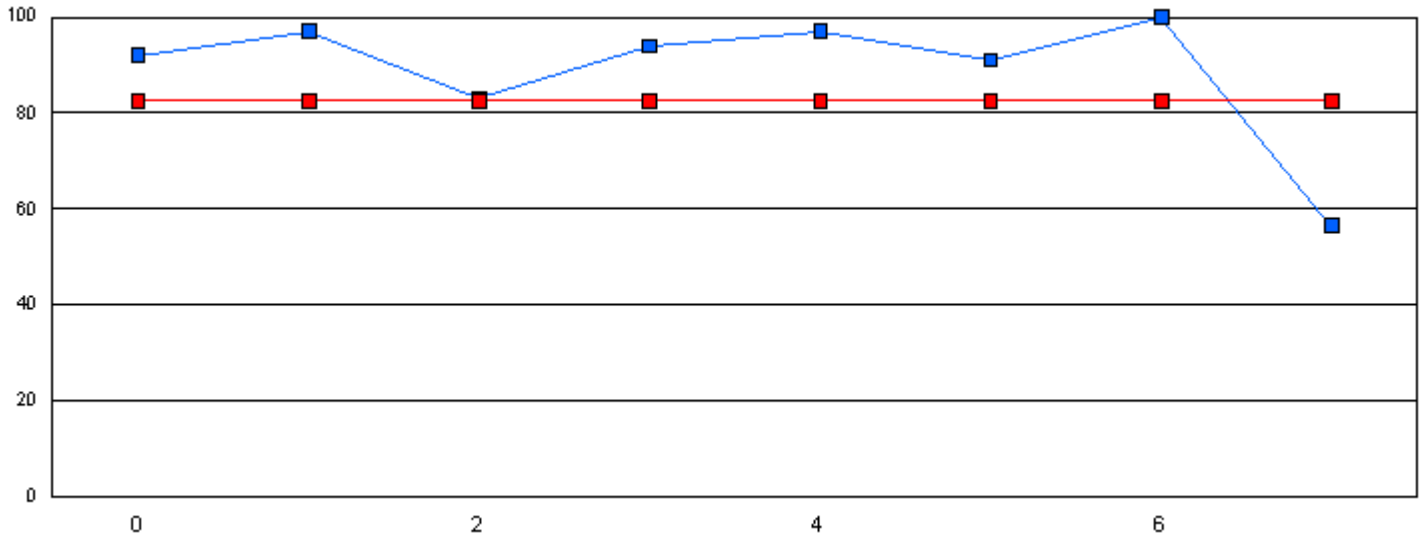
Student #

Student Name

School data withheld for reasons of confidentiality.

Number of Students : 8

Phonemic Awareness



This graph shows performance of each student vs. the province. The provincial average on Phonemic Awareness is 82.5.

Phonemic Awareness *Student*
 Phonemic Awareness *Province*

Student # Student Name

School data withheld for reasons of confidentiality.