

District 803 - Private

School #: 373 First Baptist Academy

Demand Writing

School

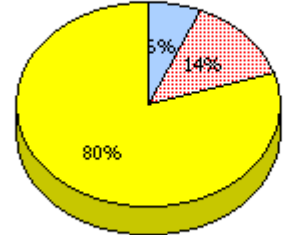
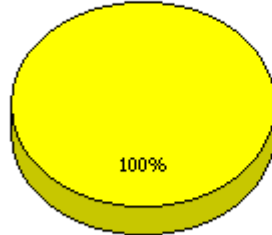
School data with 5 or fewer students withheld for reasons of confidentiality.

District

Province

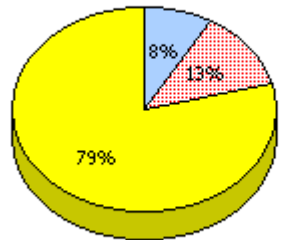
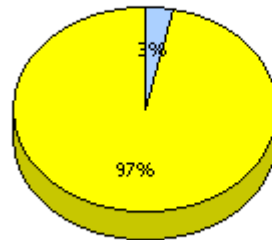
2010

AGR (2)



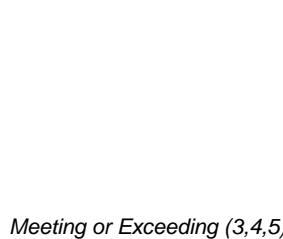

2009

AGR (0)



2008

AGR (2)



2007

AGR (0)



Unknown



Not Yet Meeting (1 or 2)



Meeting or Exceeding (3,4,5)

* In some cases, CRT numbers may exceed AGR numbers based on late enrolments. Pie chart is based on the number of students who wrote the CRT.

* Reading score is composite of Information and Poetry.

District 803 - Private

School #: 373 First Baptist Academy

School

School data with 5 or fewer students withheld for reasons of confidentiality.

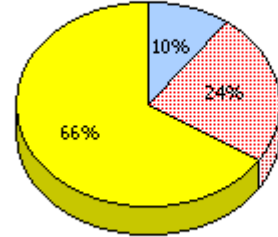
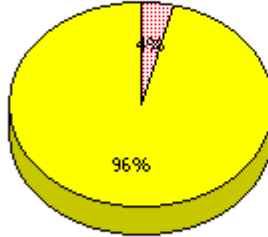
Reading

District

Province

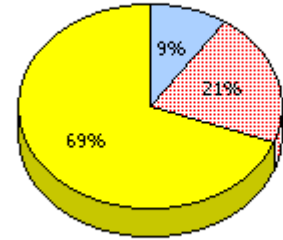
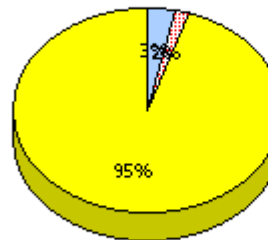
2010

AGR (2)



2009

AGR (0)



2008

AGR (2)

2007

AGR (0)



Unknown



Not Yet Meeting (1 or 2)



Meeting or Exceeding (3,4,5)

* In some cases, CRT numbers may exceed AGR numbers based on late enrolments. Pie chart is based on the number of students who wrote the CRT.

* Reading score is composite of Information and Poetry.

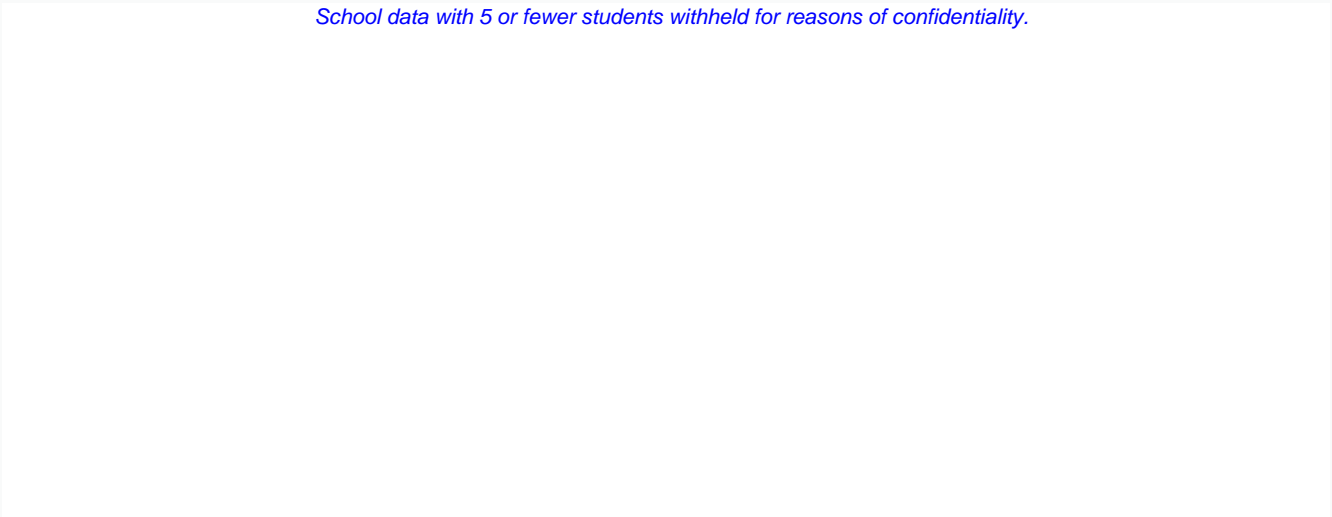
District 803 - Private

School #: 373 First Baptist Academy

Demand Writing

Percentage of students at level 3 or above (2007 - 2010)

School data with 5 or fewer students withheld for reasons of confidentiality.

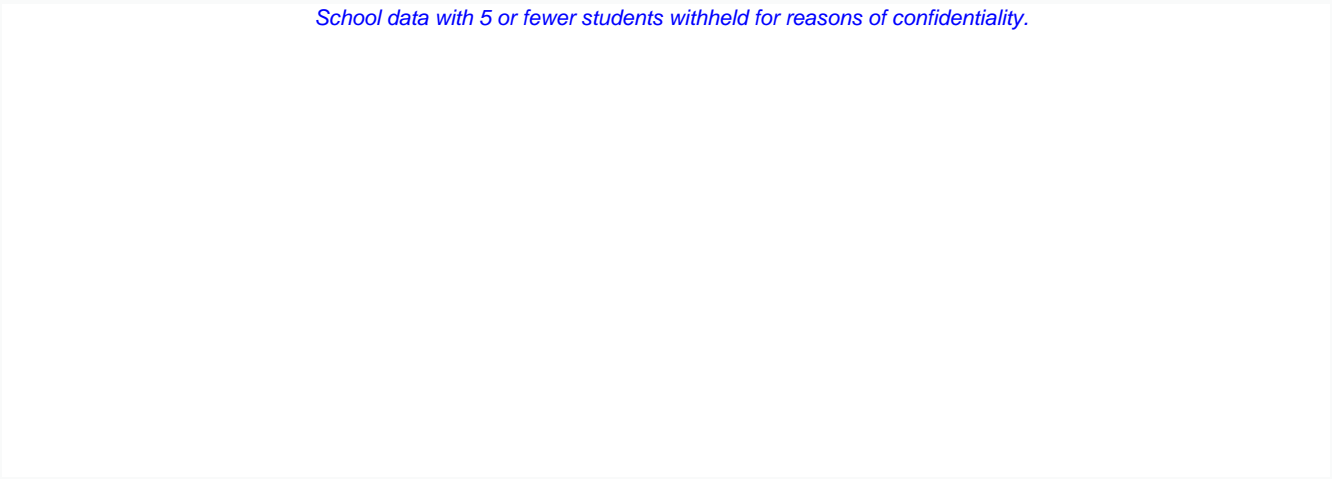


School
 District
 Province

Reading

Percentage of students at level 3 or above (2007 - 2010)

School data with 5 or fewer students withheld for reasons of confidentiality.



2007 2008 2009 2010

School
 District
 Province

* In some cases, CRT numbers may exceed AGR numbers based on late enrolments. Pie chart is based on the number of students who wrote the CRT.

* Reading score is composite of Information and Poetry.

District 803 - Private

School #: 375 Lakecrest -St. John's Independent School

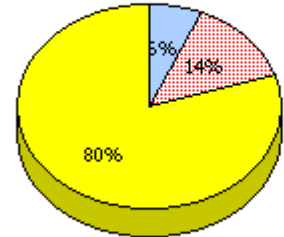
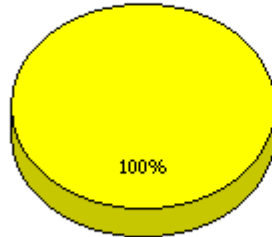
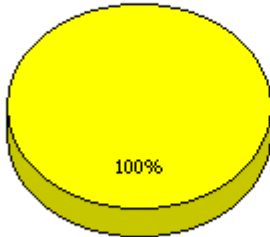
Demand Writing

School

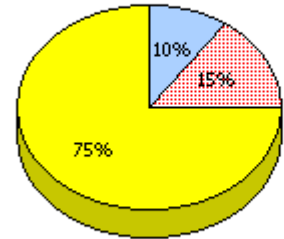
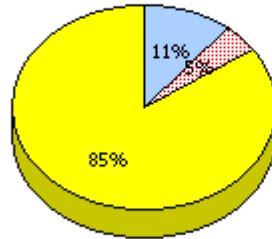
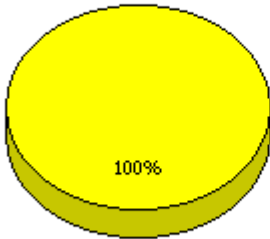
District

Province

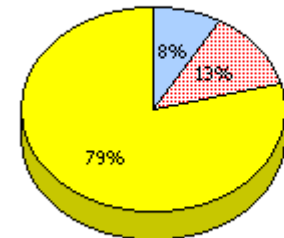
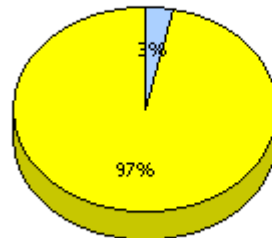
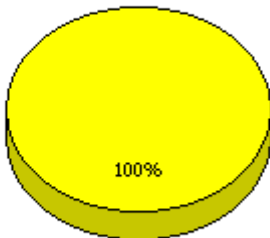
2010
AGR (7)



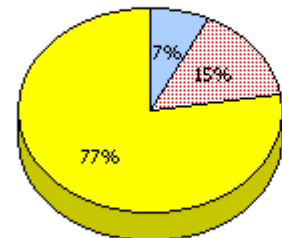
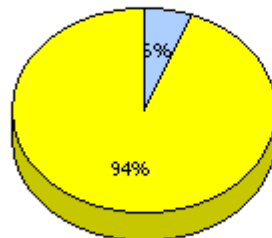
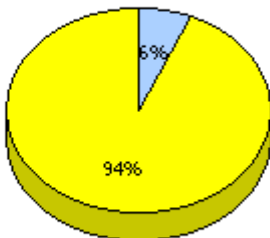
2009
AGR (11)



2008
AGR (10)



2007
AGR (16)



Unknown



Not Yet Meeting (1 or 2)



Meeting or Exceeding (3,4,5)

* In some cases, CRT numbers may exceed AGR numbers based on late enrolments. Pie chart is based on the number of students who wrote the CRT.

* Reading score is composite of Information and Poetry.

District 803 - Private

School #: 375 Lakecrest -St. John's Independent School

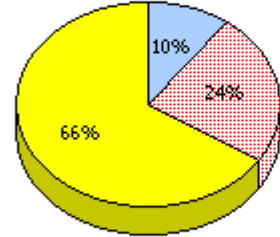
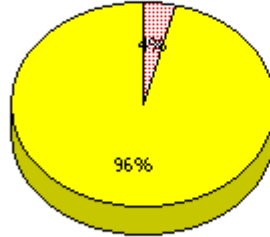
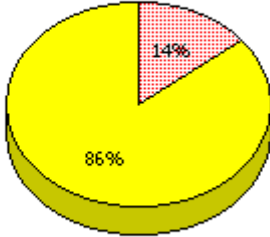
Reading

School

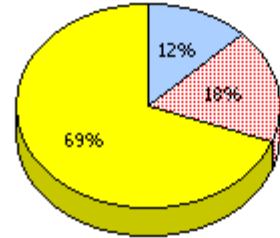
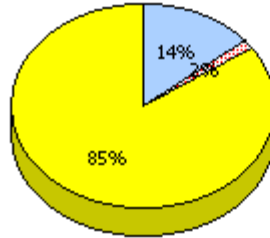
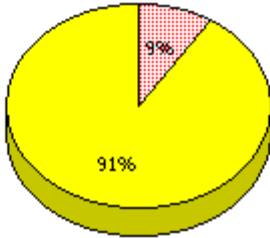
District

Province

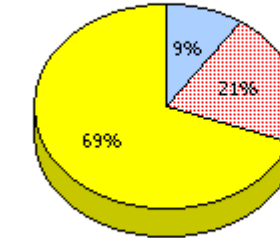
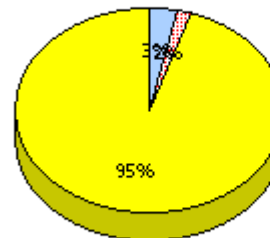
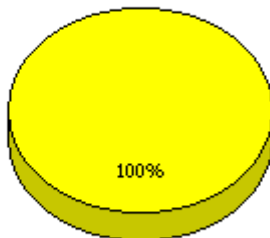
2010
AGR (7)



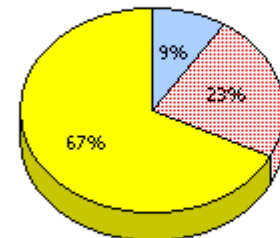
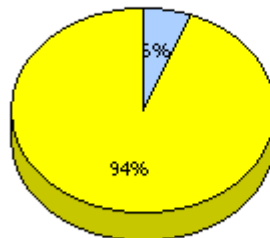
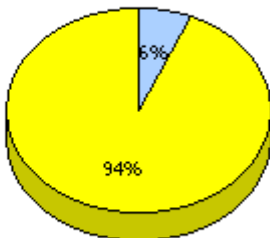
2009
AGR (11)



2008
AGR (10)



2007
AGR (16)



Unknown



Not Yet Meeting (1 or 2)



Meeting or Exceeding (3,4,5)

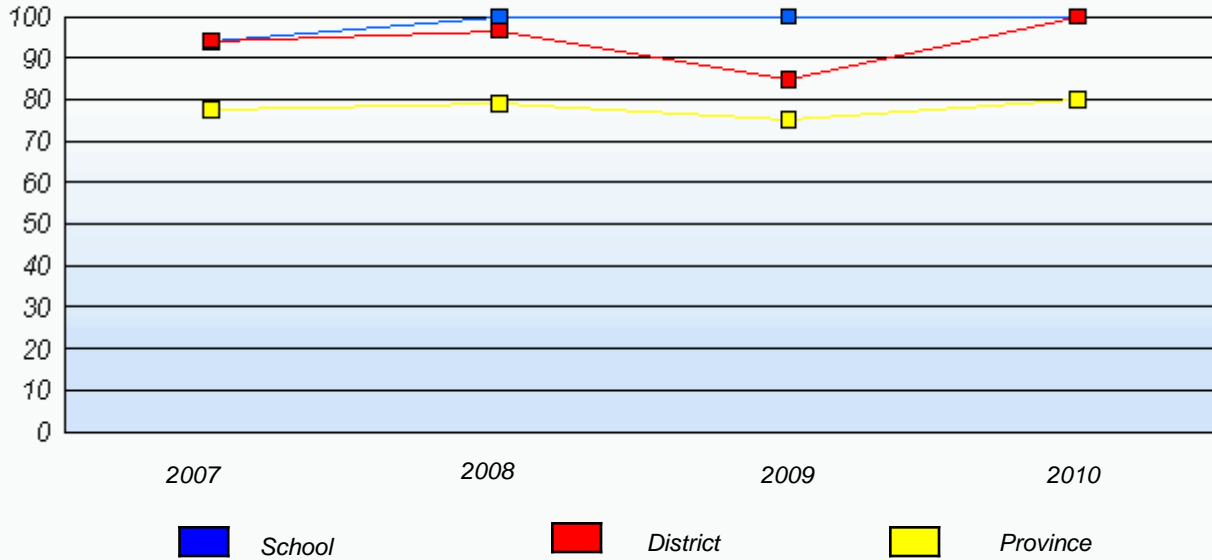
* In some cases, CRT numbers may exceed AGR numbers based on late enrolments. Pie chart is based on the number of students who wrote the CRT.

* Reading score is composite of Information and Poetry.

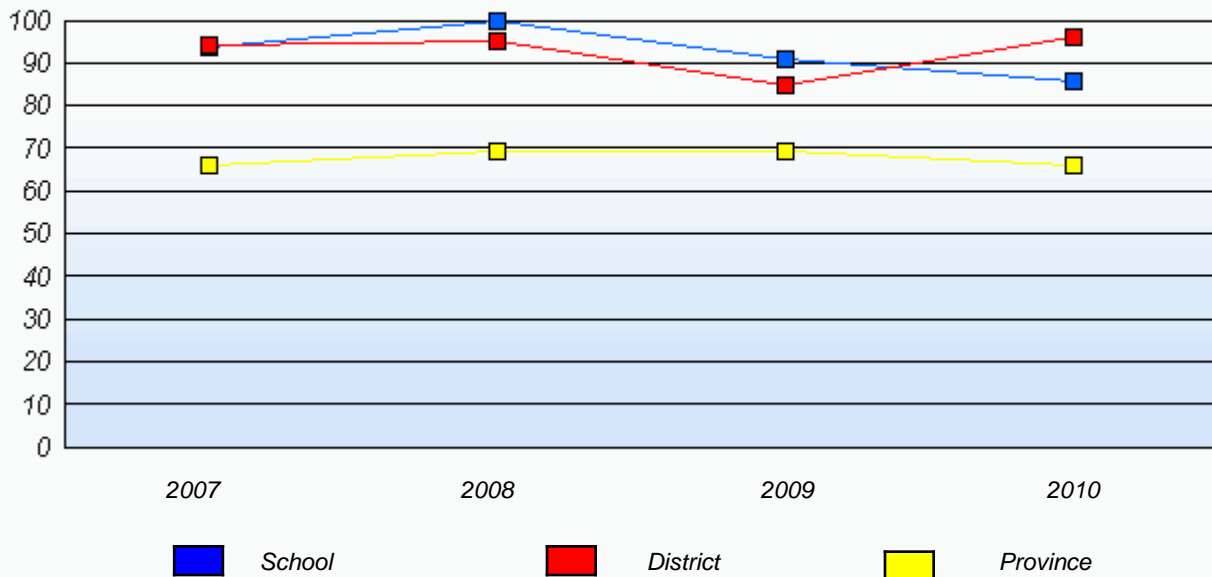
District 803 - Private

School #: 375 Lakecrest -St. John's Independent School

Demand Writing
 Percentage of students at level 3 or above (2007 - 2010)



Reading
 Percentage of students at level 3 or above (2007 - 2010)



* In some cases, CRT numbers may exceed AGR numbers based on late enrolments. Pie chart is based on the number of students who wrote the CRT.

* Reading score is composite of Information and Poetry.

District 803 - Private

School #: 450 St. Bonaventure's College

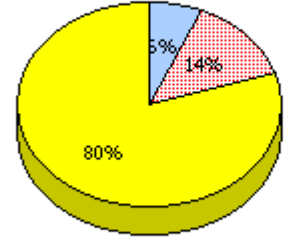
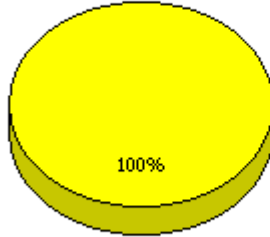
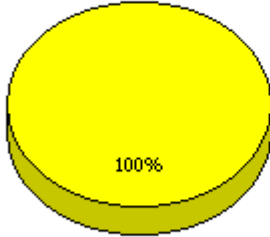
Demand Writing

School

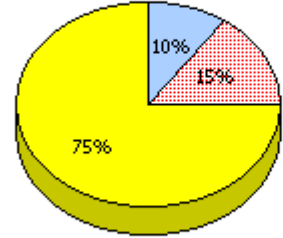
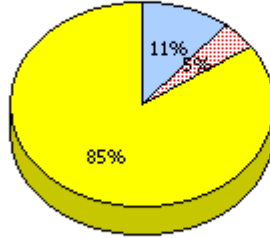
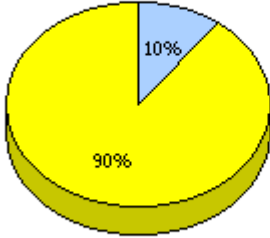
District

Province

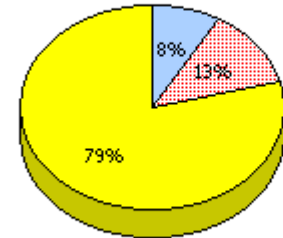
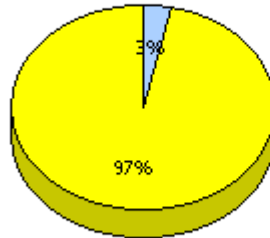
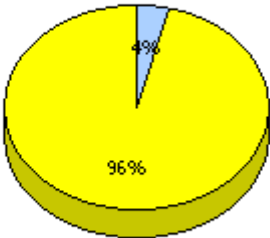
2010
AGR (27)



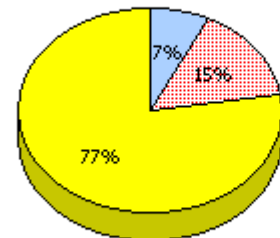
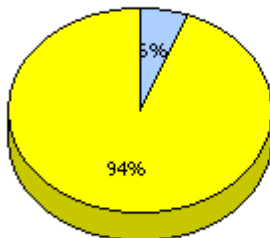
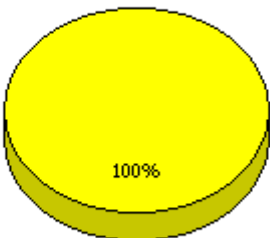
2009
AGR (29)



2008
AGR (26)



2007
AGR (36)



Unknown
 Not Yet Meeting (1 or 2)
 Meeting or Exceeding (3,4,5)

* In some cases, CRT numbers may exceed AGR numbers based on late enrolments. Pie chart is based on the number of students who wrote the CRT.

* Reading score is composite of Information and Poetry.

District 803 - Private

School #: 450 St. Bonaventure's College

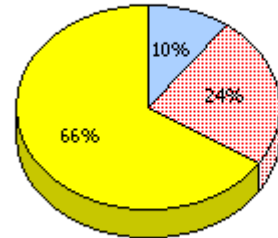
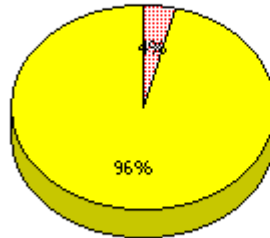
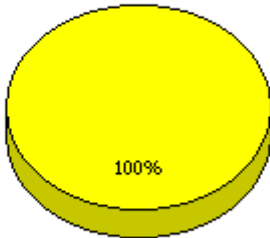
Reading

School

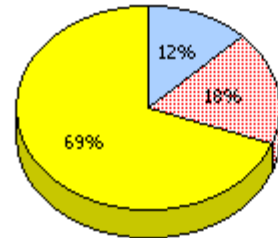
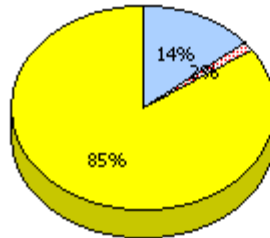
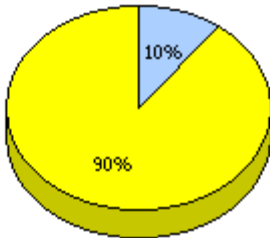
District

Province

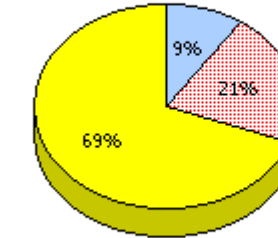
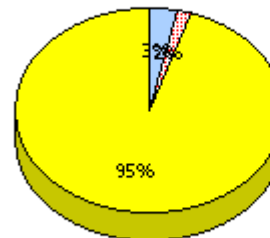
2010
AGR (27)



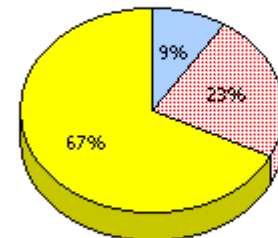
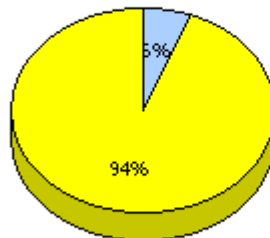
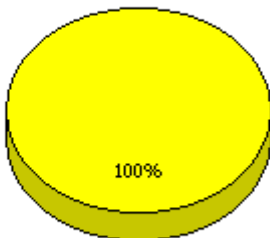
2009
AGR (29)



2008
AGR (26)



2007
AGR (36)



Unknown



Not Yet Meeting (1 or 2)



Meeting or Exceeding (3,4,5)

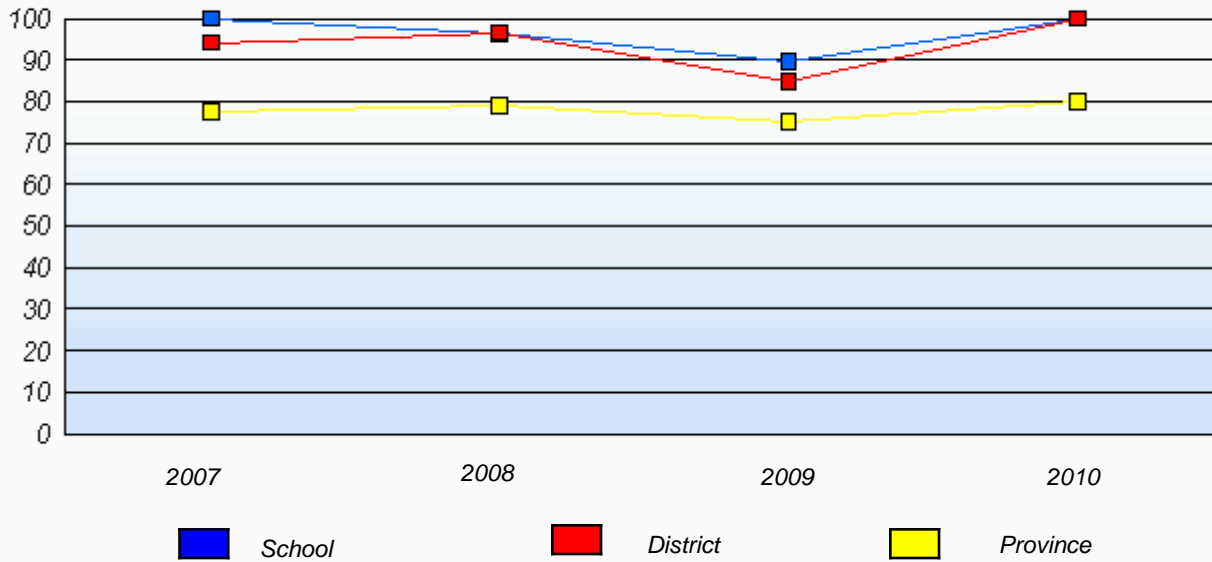
* In some cases, CRT numbers may exceed AGR numbers based on late enrolments. Pie chart is based on the number of students who wrote the CRT.

* Reading score is composite of Information and Poetry.

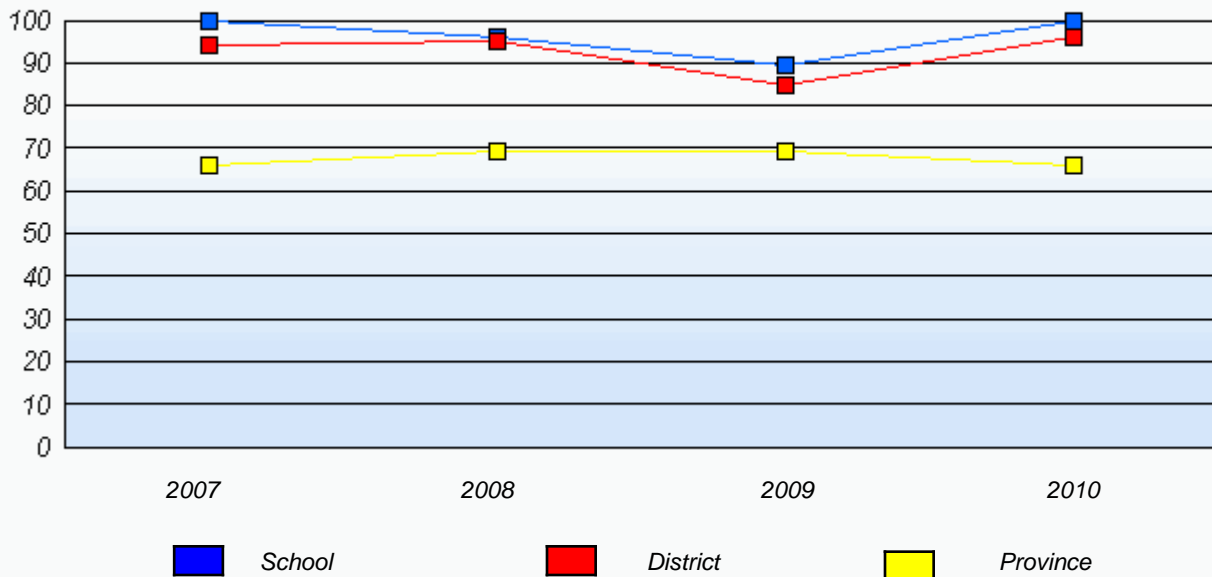
District 803 - Private

School #: 450 St. Bonaventure's College

Demand Writing
Percentage of students at level 3 or above (2007 - 2010)



Reading
Percentage of students at level 3 or above (2007 - 2010)



* In some cases, CRT numbers may exceed AGR numbers based on late enrolments. Pie chart is based on the number of students who wrote the CRT.

* Reading score is composite of Information and Poetry.

District 803 - Private

School #: 453 Eric G. Lambert All-Grade

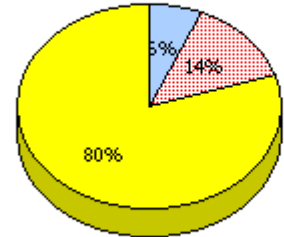
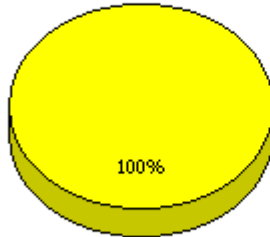
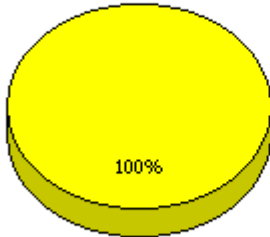
Demand Writing

School

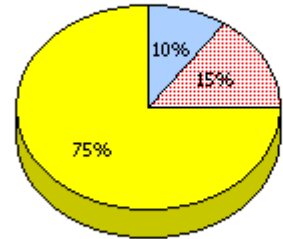
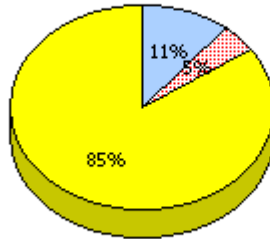
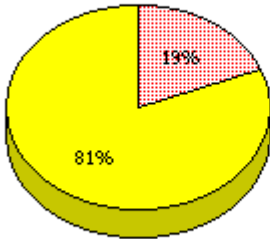
District

Province

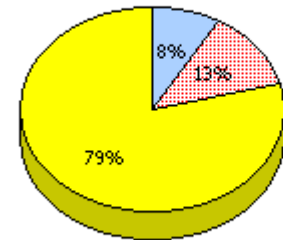
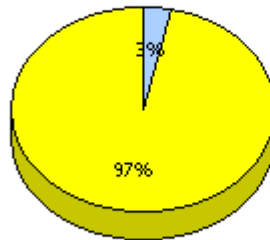
2010
AGR (14)



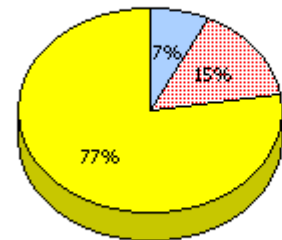
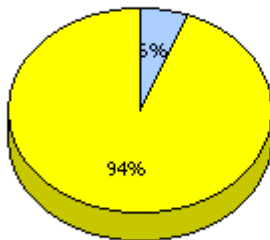
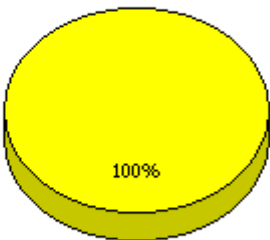
2009
AGR (16)



2008
AGR (17)



2007
AGR (7)



Unknown



Not Yet Meeting (1 or 2)



Meeting or Exceeding (3,4,5)

* In some cases, CRT numbers may exceed AGR numbers based on late enrolments. Pie chart is based on the number of students who wrote the CRT.

* Reading score is composite of Information and Poetry.

District 803 - Private

School #: 453 Eric G. Lambert All-Grade

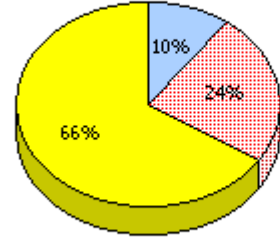
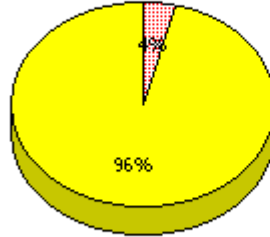
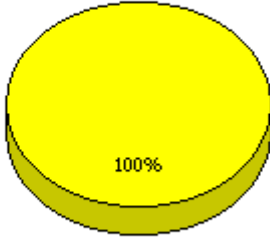
Reading

School

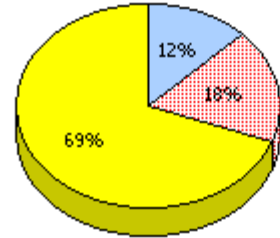
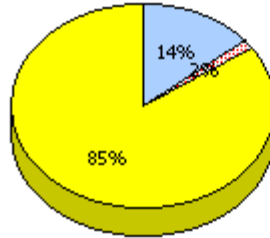
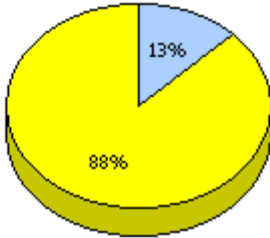
District

Province

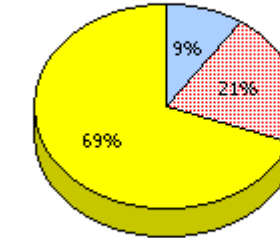
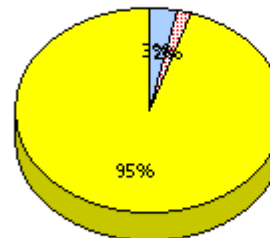
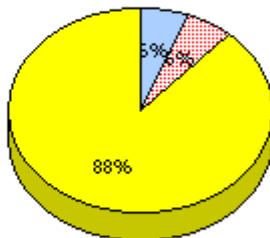
2010
AGR (14)



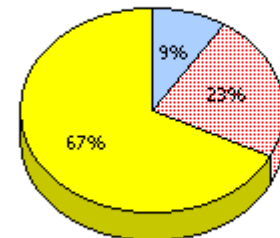
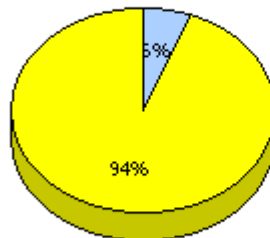
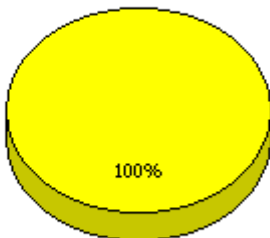
2009
AGR (16)



2008
AGR (17)



2007
AGR (7)



Unknown



Not Yet Meeting (1 or 2)



Meeting or Exceeding (3,4,5)

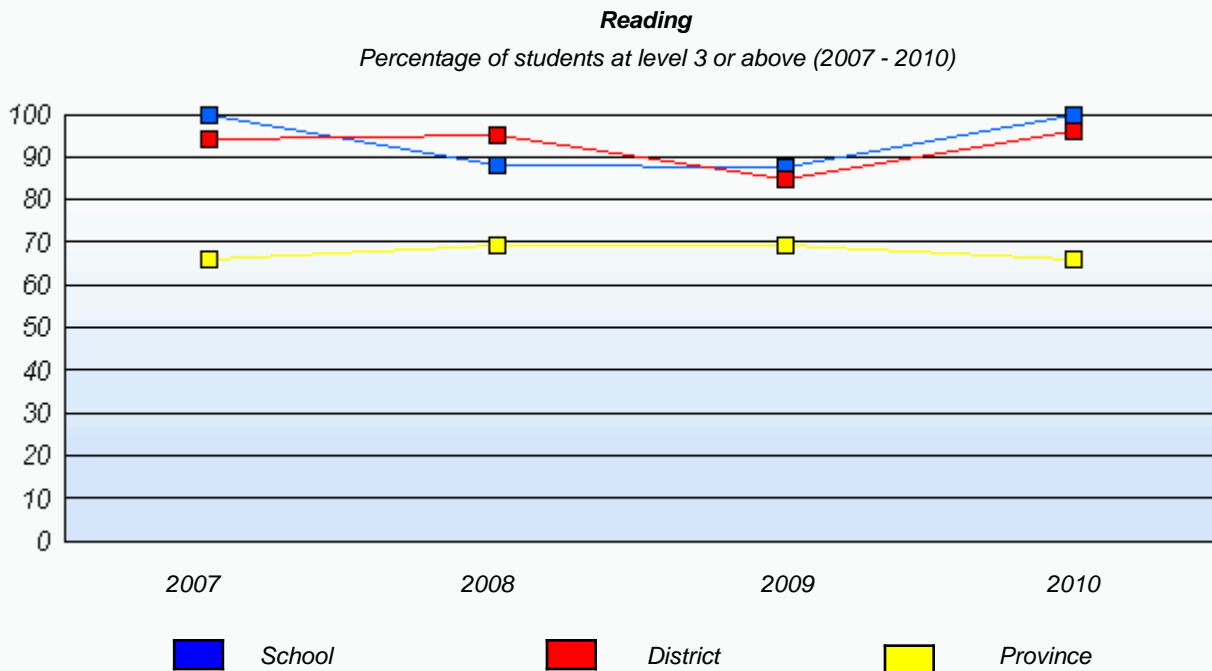
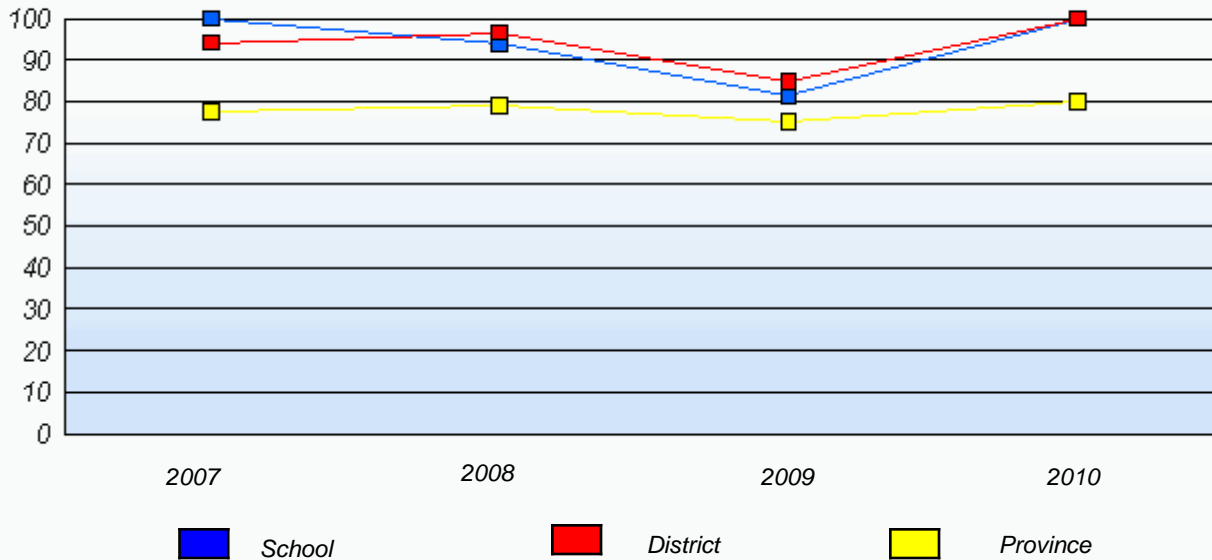
* In some cases, CRT numbers may exceed AGR numbers based on late enrolments. Pie chart is based on the number of students who wrote the CRT.

* Reading score is composite of Information and Poetry.

District 803 - Private

School #: 453 Eric G. Lambert All-Grade

Demand Writing
 Percentage of students at level 3 or above (2007 - 2010)



* In some cases, CRT numbers may exceed AGR numbers based on late enrolments. Pie chart is based on the number of students who wrote the CRT.

* Reading score is composite of Information and Poetry.

District 803 - Private

School #: 469 Immaculate Heart of Mary School

Demand Writing

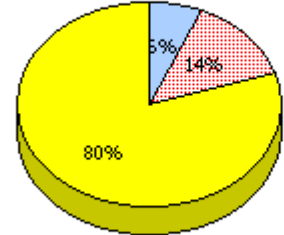
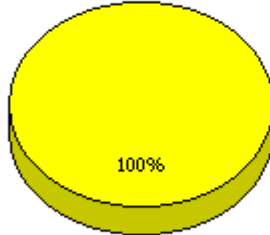
School

School data with 5 or fewer students withheld for reasons of confidentiality.

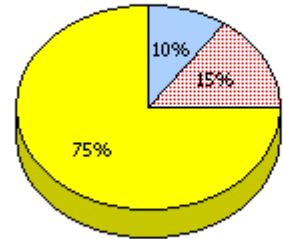
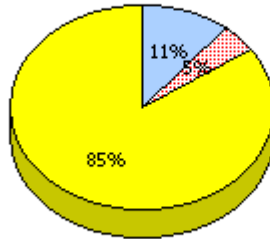
District

Province

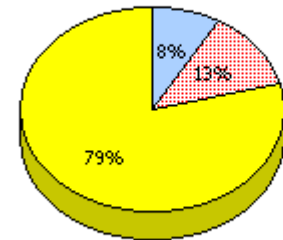
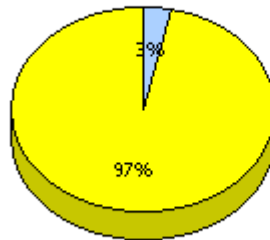
2010
AGR (1)



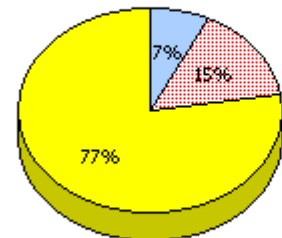
2009
AGR (7)



2008
AGR (4)



2007
AGR (8)



* In some cases, CRT numbers may exceed AGR numbers based on late enrolments. Pie chart is based on the number of students who wrote the CRT.

* Reading score is composite of Information and Poetry.

District 803 - Private

School #: 469 Immaculate Heart of Mary School

Reading

School

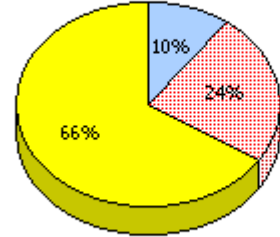
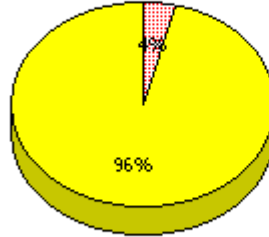
District

Province

School data with 5 or fewer students withheld for reasons of confidentiality.

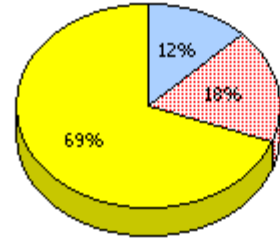
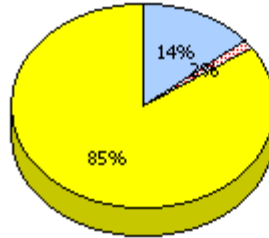
2010

AGR (1)



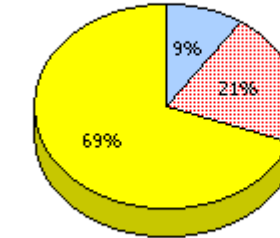
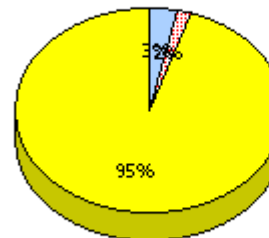
2009

AGR (7)



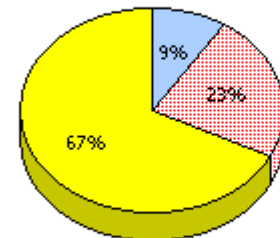
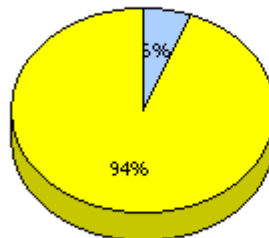
2008

AGR (4)



2007

AGR (8)



Unknown



Not Yet Meeting (1 or 2)



Meeting or Exceeding (3,4,5)

* In some cases, CRT numbers may exceed AGR numbers based on late enrolments. Pie chart is based on the number of students who wrote the CRT.

* Reading score is composite of Information and Poetry.

District 803 - Private

School #: 469 Immaculate Heart of Mary School

Demand Writing

Percentage of students at level 3 or above (2007 - 2010)

School data with 5 or fewer students withheld for reasons of confidentiality.

 School  District  Province

Reading

Percentage of students at level 3 or above (2007 - 2010)

School data with 5 or fewer students withheld for reasons of confidentiality.

2007 2008 2009 2010

 School  District  Province

* In some cases, CRT numbers may exceed AGR numbers based on late enrolments. Pie chart is based on the number of students who wrote the CRT.

* Reading score is composite of Information and Poetry.

District 804 - Native Feder

School #: 376 Se't Anneway Kegnamogwom

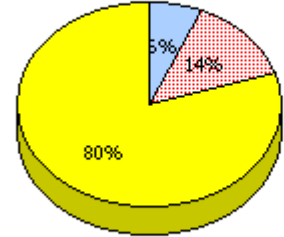
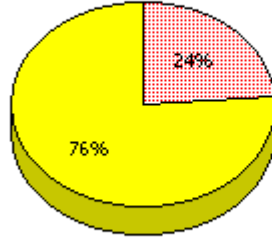
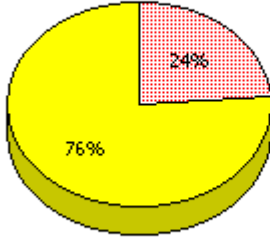
Demand Writing

School

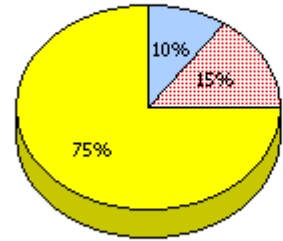
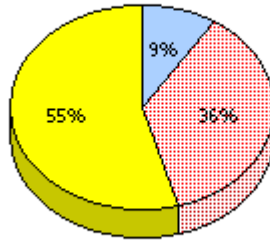
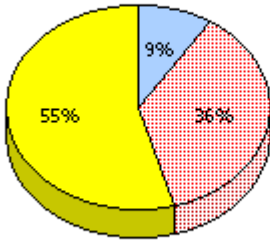
District

Province

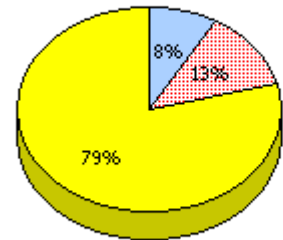
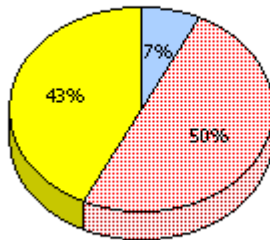
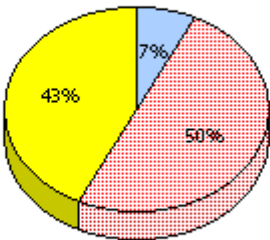
2010
AGR (13)



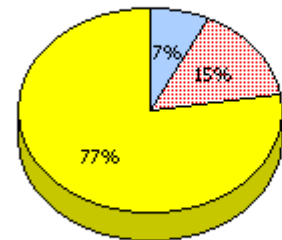
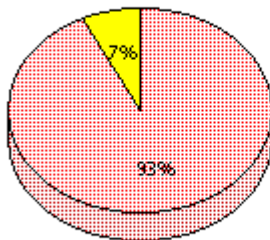
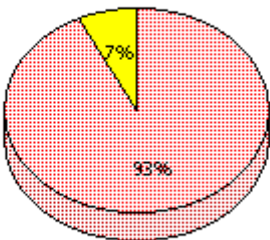
2009
AGR (11)



2008
AGR (14)



2007
AGR (14)



* In some cases, CRT numbers may exceed AGR numbers based on late enrolments. Pie chart is based on the number of students who wrote the CRT.

* Reading score is composite of Information and Poetry.

District 804 - Native Feder

School #: 376 Se't Anneway Kegnamogwom

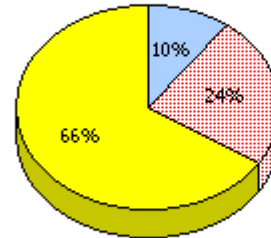
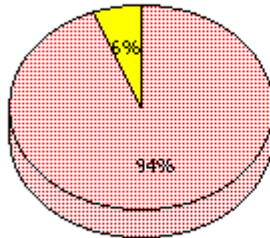
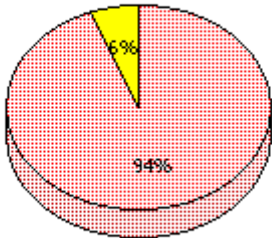
Reading

School

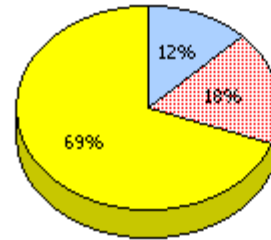
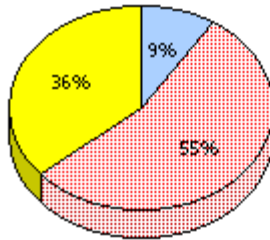
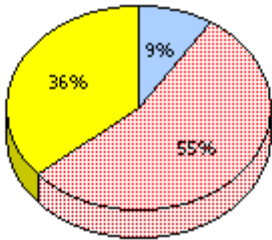
District

Province

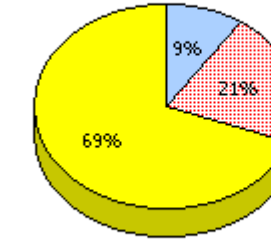
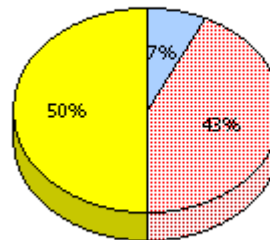
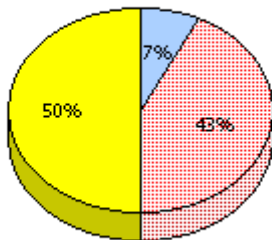
2010
AGR (13)



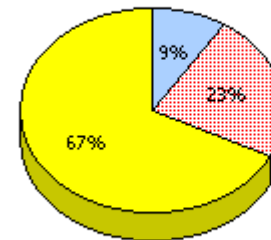
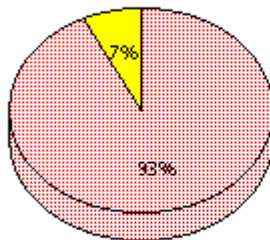
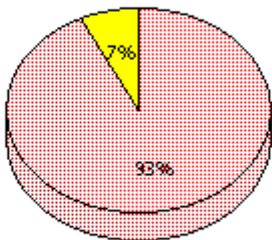
2009
AGR (11)



2008
AGR (14)



2007
AGR (14)



Unknown



Not Yet Meeting (1 or 2)



Meeting or Exceeding (3,4,5)

* In some cases, CRT numbers may exceed AGR numbers based on late enrolments. Pie chart is based on the number of students who wrote the CRT.

* Reading score is composite of Information and Poetry.

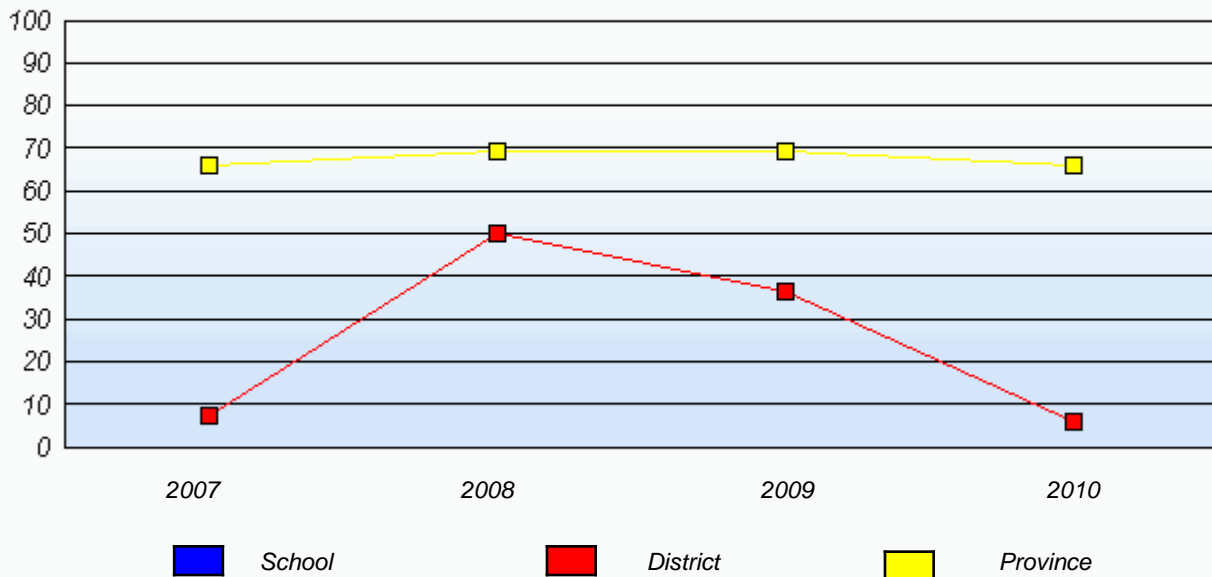
District 804 - Native Feder

School #: 376 Se't Anneway Kegnamogwom

Demand Writing
 Percentage of students at level 3 or above (2007 - 2010)



Reading
 Percentage of students at level 3 or above (2007 - 2010)



* In some cases, CRT numbers may exceed AGR numbers based on late enrolments. Pie chart is based on the number of students who wrote the CRT.

* Reading score is composite of Information and Poetry.

District 903 - Social Servic

School #: 378 NF & Lab Youth Centre

Demand Writing

School

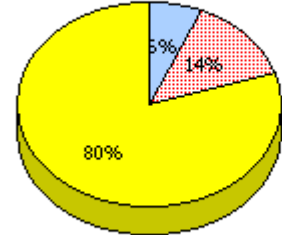
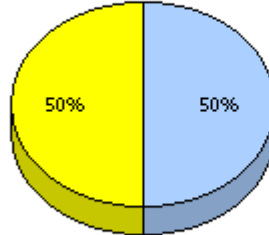
School data with 5 or fewer students withheld for reasons of confidentiality.

District

Province

2010

AGR (2)



2009

AGR (0)

2008

AGR (0)

2007

AGR (0)



Unknown



Not Yet Meeting (1 or 2)



Meeting or Exceeding (3,4,5)

* In some cases, CRT numbers may exceed AGR numbers based on late enrolments. Pie chart is based on the number of students who wrote the CRT.

* Reading score is composite of Information and Poetry.

District 903 - Social Servic

School #: 378 NF & Lab Youth Centre

Reading

School

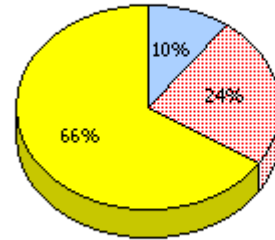
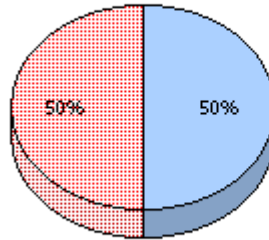
District

Province

School data with 5 or fewer students withheld for reasons of confidentiality.

2010

AGR (2)



2009

AGR (0)

2008

AGR (0)

2007

AGR (0)



Unknown



Not Yet Meeting (1 or 2)



Meeting or Exceeding (3,4,5)

* In some cases, CRT numbers may exceed AGR numbers based on late enrolments. Pie chart is based on the number of students who wrote the CRT.

* Reading score is composite of Information and Poetry.

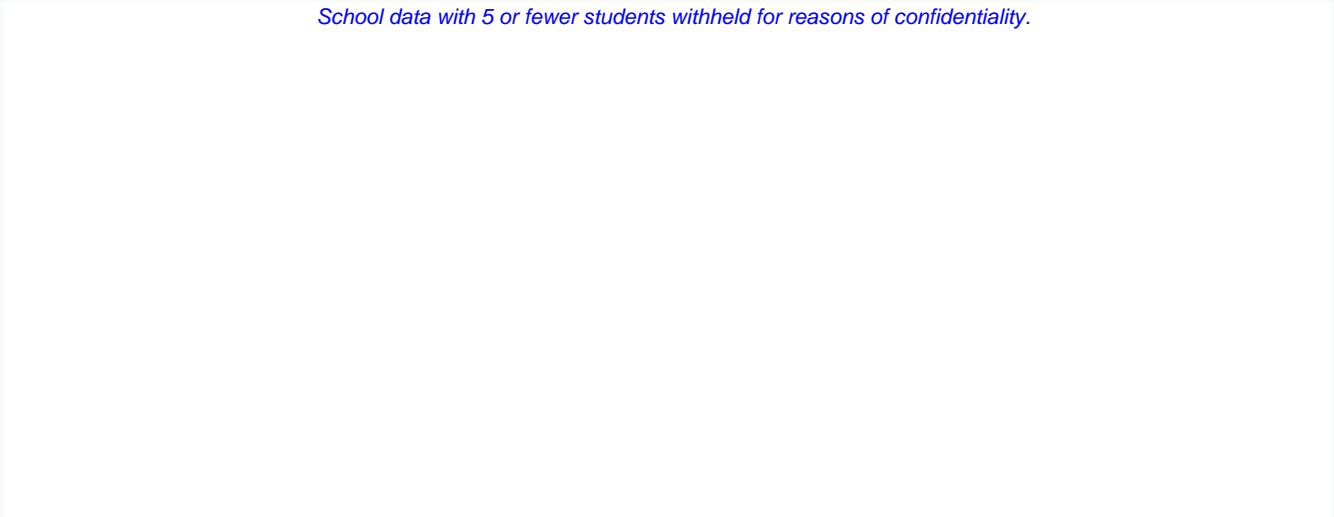
District 903 - Social Service

School #: 378 NF & Lab Youth Centre

Demand Writing

Percentage of students at level 3 or above (2007 - 2010)

School data with 5 or fewer students withheld for reasons of confidentiality.

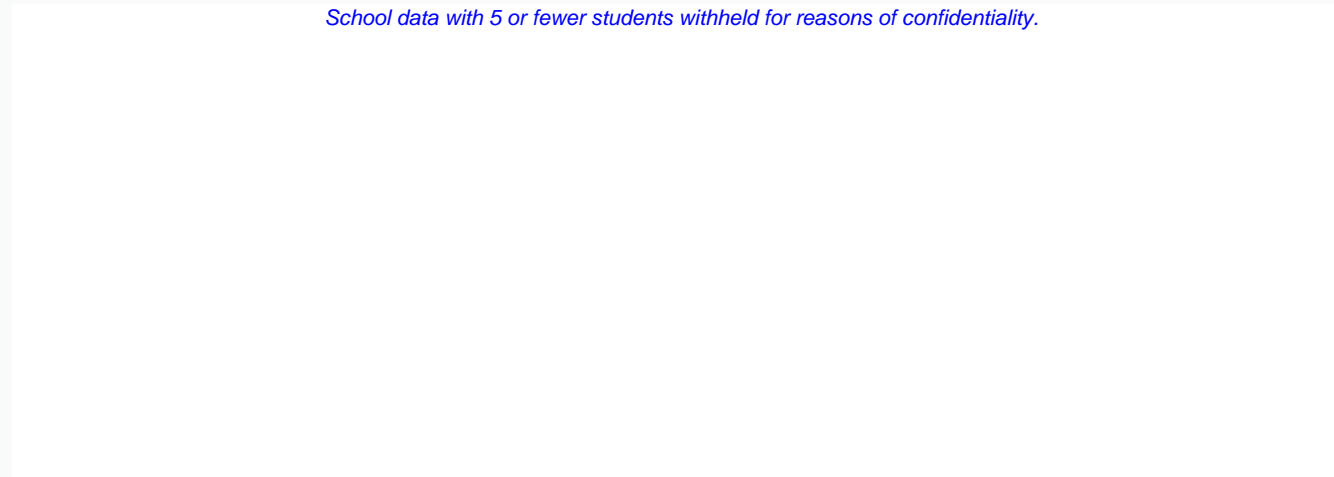


School
 District
 Province

Reading

Percentage of students at level 3 or above (2007 - 2010)

School data with 5 or fewer students withheld for reasons of confidentiality.



2007 2008 2009 2010

School
 District
 Province

* In some cases, CRT numbers may exceed AGR numbers based on late enrolments. Pie chart is based on the number of students who wrote the CRT.

* Reading score is composite of Information and Poetry.