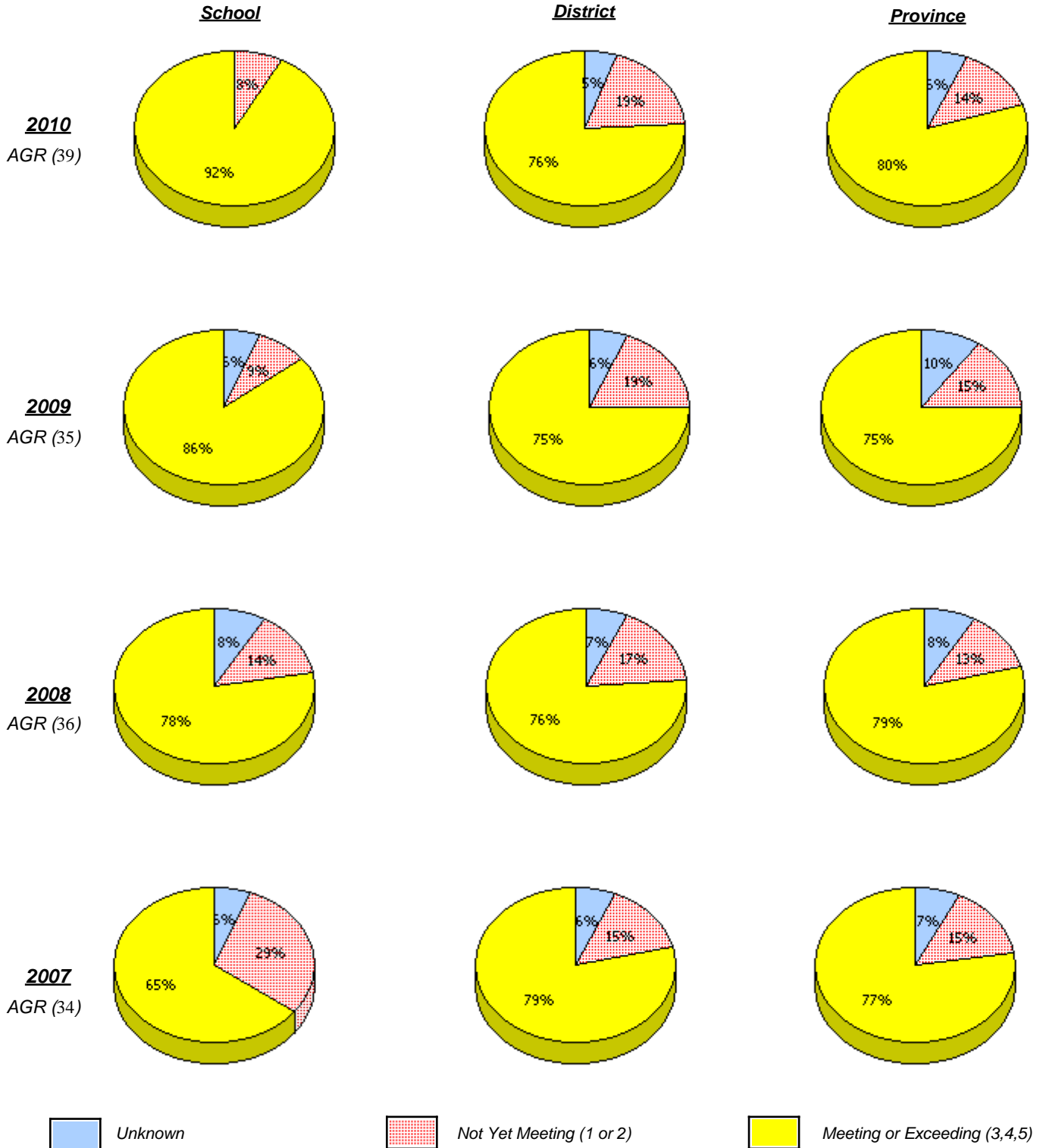


District 3 - Nova Central

School #: 125 Baie Verte Collegiate

***Demand Writing***



\* In some cases, CRT numbers may exceed AGR numbers based on late enrolments. Pie chart is based on the number of students who wrote the CRT.

\* Reading score is composite of Information and Poetry.

District 3 - Nova Central

School #: 125 Baie Verte Collegiate

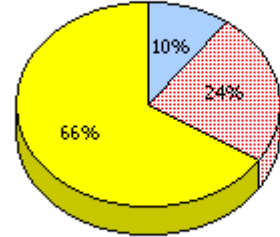
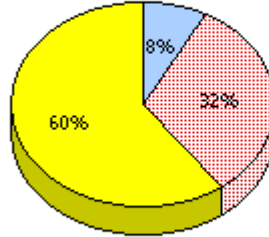
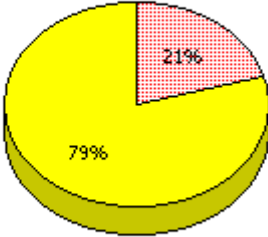
***Reading***

***School***

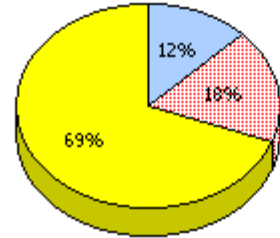
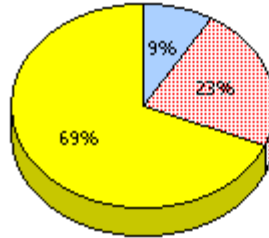
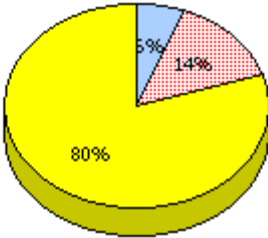
***District***

***Province***

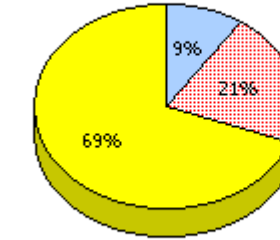
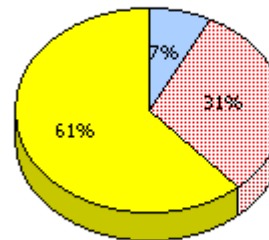
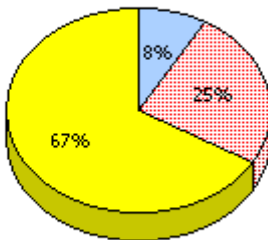
**2010**  
AGR (39)



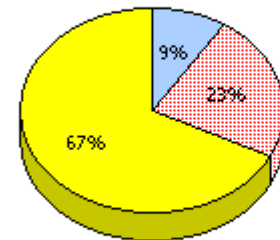
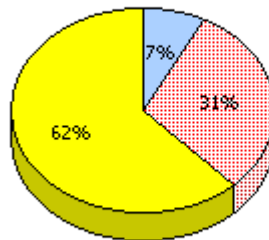
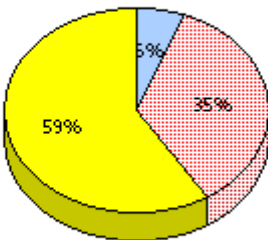
**2009**  
AGR (35)



**2008**  
AGR (36)



**2007**  
AGR (34)



*Unknown*



*Not Yet Meeting (1 or 2)*



*Meeting or Exceeding (3,4,5)*

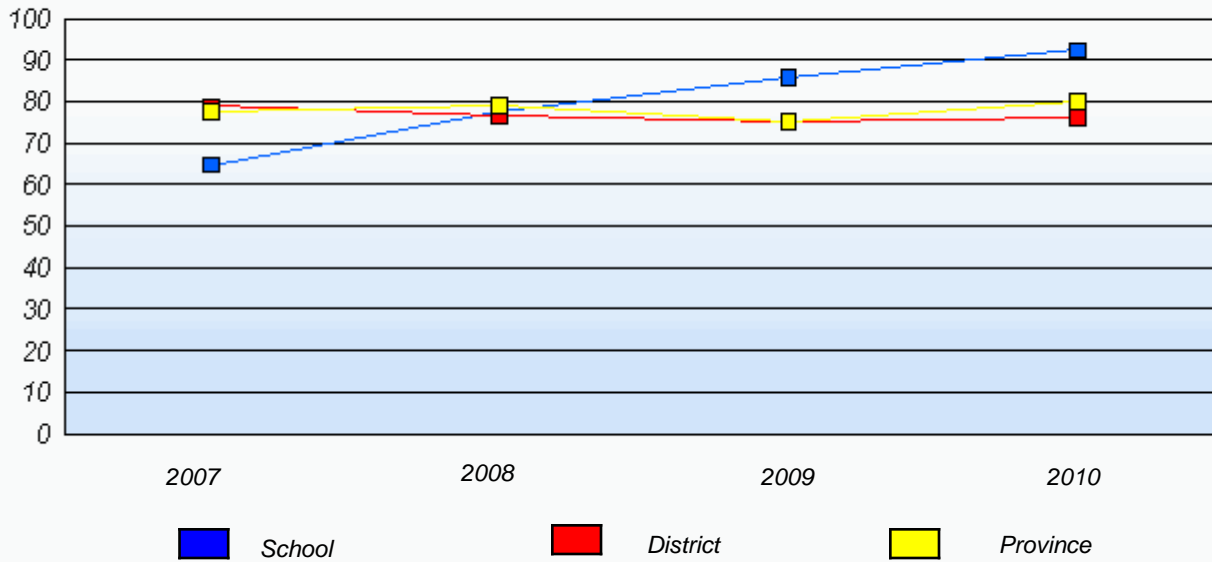
\* In some cases, CRT numbers may exceed AGR numbers based on late enrolments. Pie chart is based on the number of students who wrote the CRT.

\* Reading score is composite of Information and Poetry.

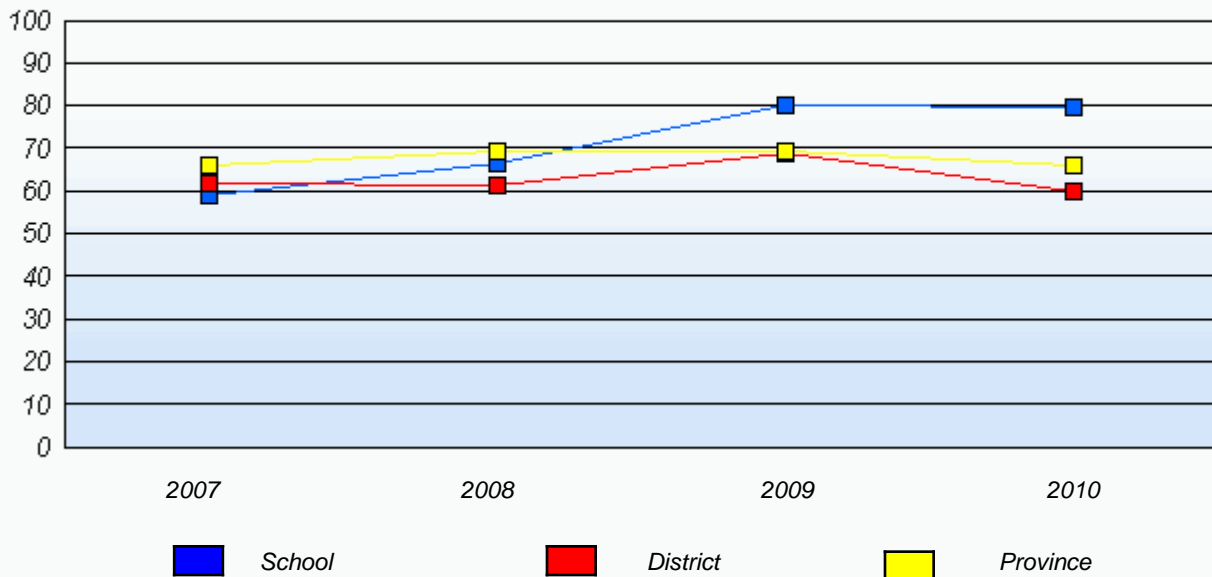
District 3 - Nova Central

School #: 125      Baie Verte Collegiate

**Demand Writing**  
Percentage of students at level 3 or above (2007 - 2010)



**Reading**  
Percentage of students at level 3 or above (2007 - 2010)



\* In some cases, CRT numbers may exceed AGR numbers based on late enrolments. Pie chart is based on the number of students who wrote the CRT.

\* Reading score is composite of Information and Poetry.

District 3 - Nova Central

School #: 128      Long Island Academy

***Demand Writing***

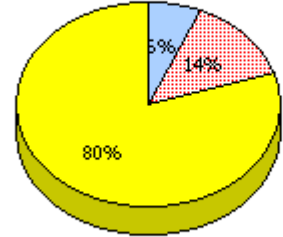
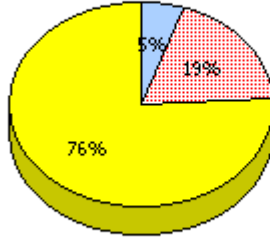
***School***

*School data with 5 or fewer students  
withheld for reasons of confidentiality.*

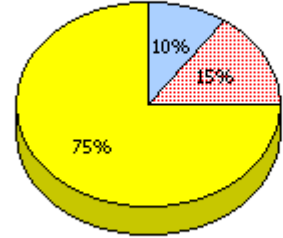
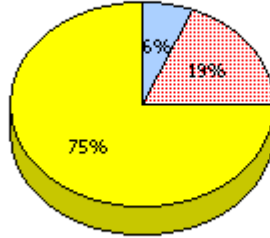
***District***

***Province***

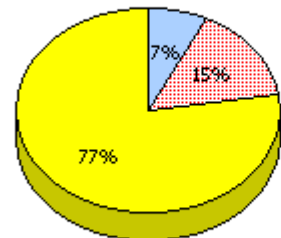
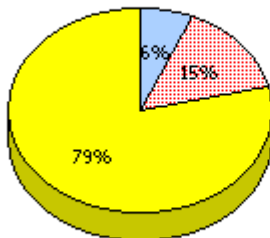
**2010**  
AGR (2)



**2009**  
AGR (2)



**2008**  
AGR (0)



**2007**  
AGR (4)



Unknown



Not Yet Meeting (1 or 2)



Meeting or Exceeding (3,4,5)

\* In some cases, CRT numbers may exceed AGR numbers based on late enrolments. Pie chart is based on the number of students who wrote the CRT.

\* Reading score is composite of Information and Poetry.

District 3 - Nova Central

School #: 128 Long Island Academy

**School**

*School data with 5 or fewer students withheld for reasons of confidentiality.*

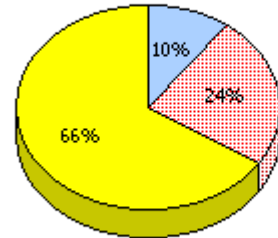
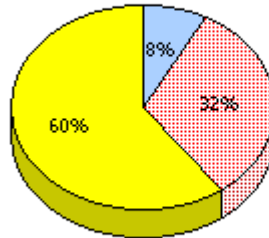
**Reading**

**District**

**Province**

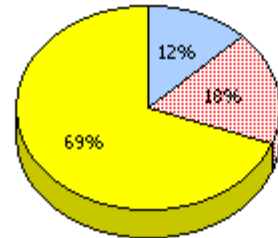
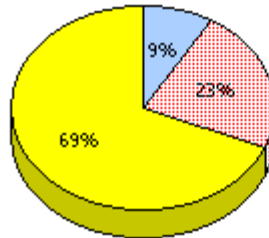
**2010**

AGR (2)



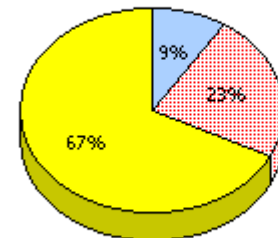
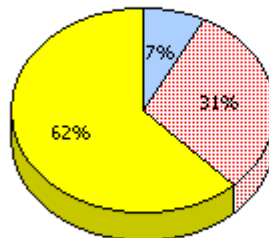
**2009**

AGR (2)



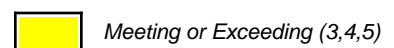
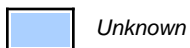
**2008**

AGR (0)



**2007**

AGR (4)



\* In some cases, CRT numbers may exceed AGR numbers based on late enrolments. Pie chart is based on the number of students who wrote the CRT.

\* Reading score is composite of Information and Poetry.

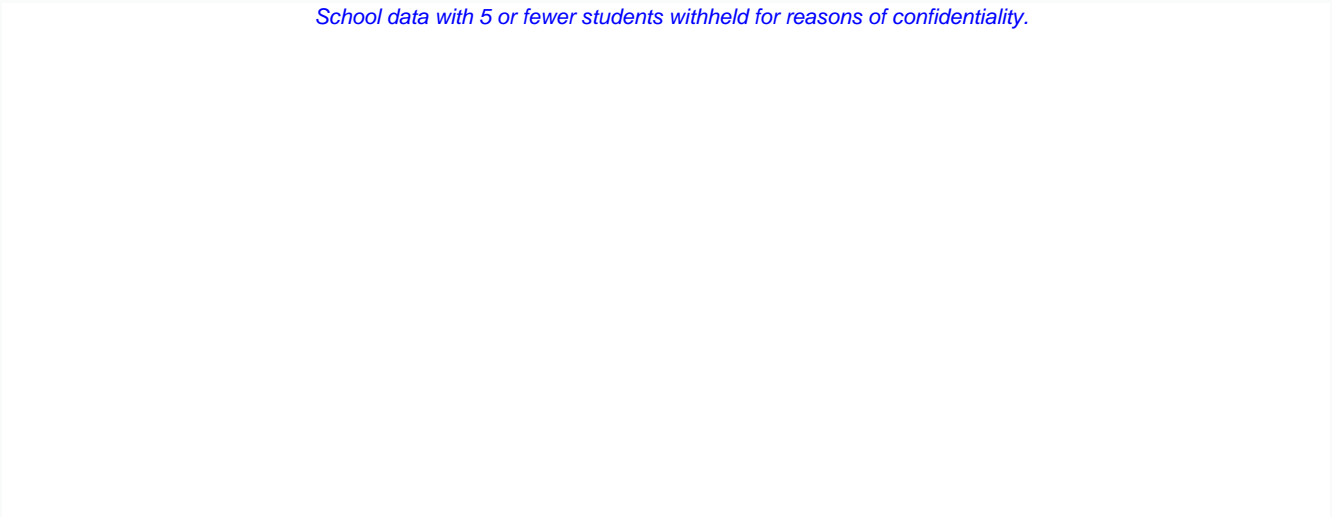
District 3 - Nova Central

School #: 128      Long Island Academy

**Demand Writing**

*Percentage of students at level 3 or above (2007 - 2010)*

*School data with 5 or fewer students withheld for reasons of confidentiality.*

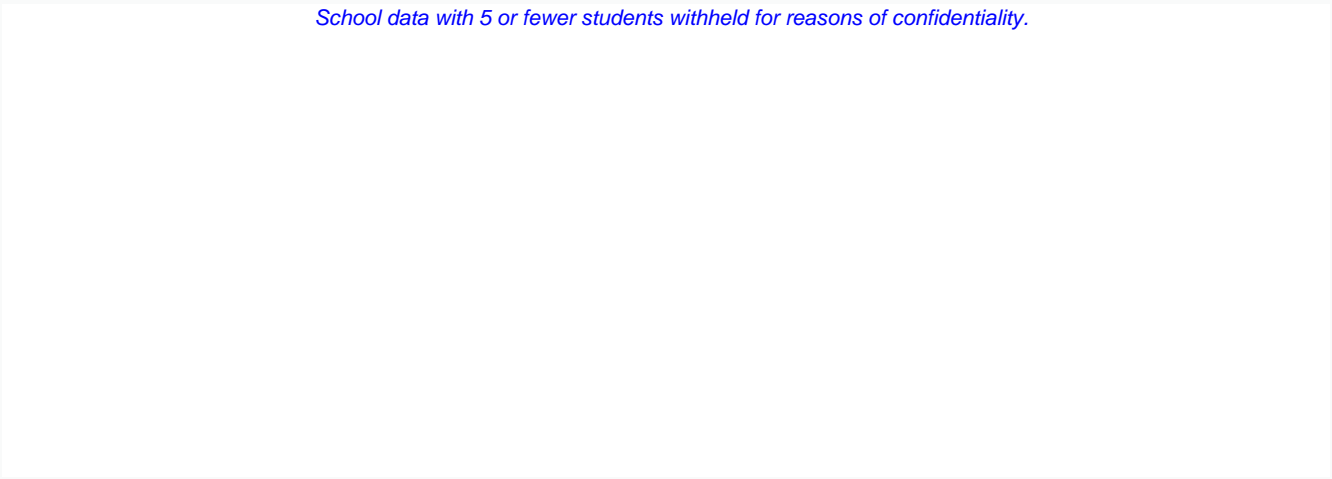


School     
  District     
  Province

**Reading**

*Percentage of students at level 3 or above (2007 - 2010)*

*School data with 5 or fewer students withheld for reasons of confidentiality.*



2007                                      2008                                      2009                                      2010

School     
  District     
  Province

\* In some cases, CRT numbers may exceed AGR numbers based on late enrolments. Pie chart is based on the number of students who wrote the CRT.

\* Reading score is composite of Information and Poetry.

District 3 - Nova Central

School #: 132      Botwood Collegiate

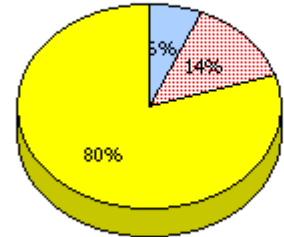
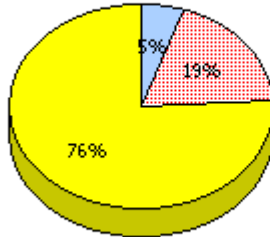
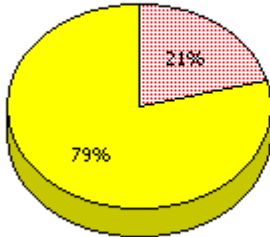
***Demand Writing***

***School***

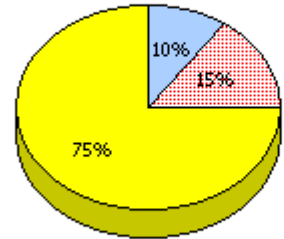
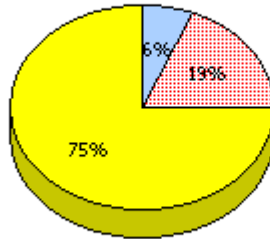
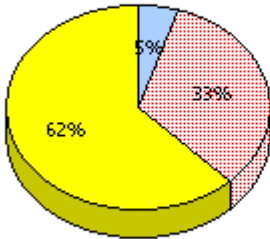
***District***

***Province***

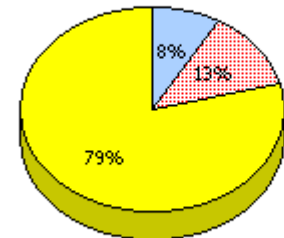
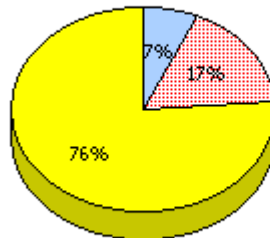
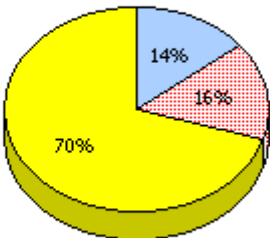
**2010**  
AGR (53)



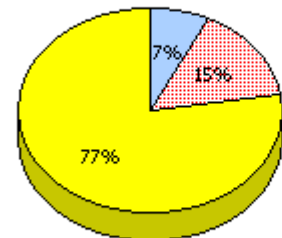
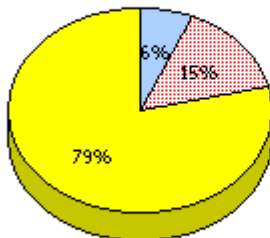
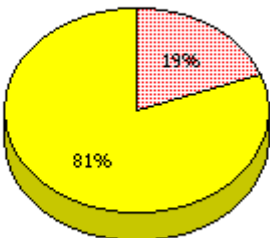
**2009**  
AGR (61)



**2008**  
AGR (57)



**2007**  
AGR (50)



Unknown



Not Yet Meeting (1 or 2)



Meeting or Exceeding (3,4,5)

\* In some cases, CRT numbers may exceed AGR numbers based on late enrolments. Pie chart is based on the number of students who wrote the CRT.

\* Reading score is composite of Information and Poetry.

District 3 - Nova Central

School #: 132      Botwood Collegiate

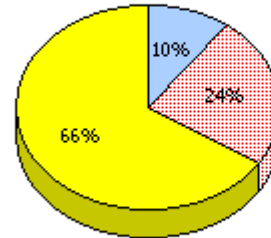
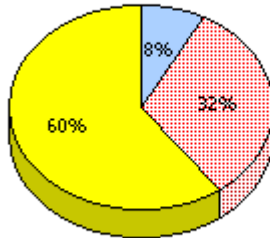
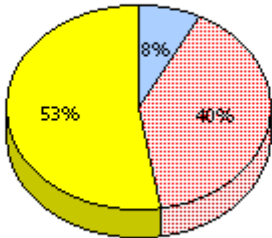
**Reading**

**School**

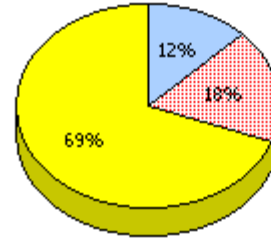
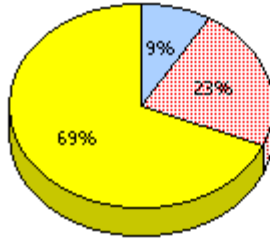
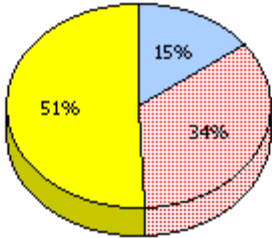
**District**

**Province**

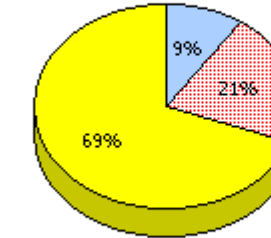
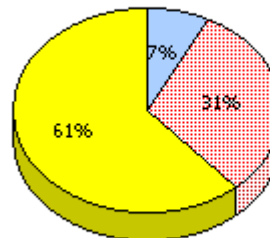
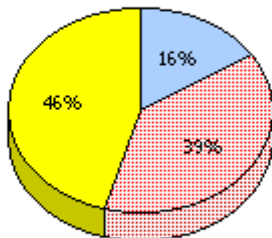
**2010**  
AGR (53)



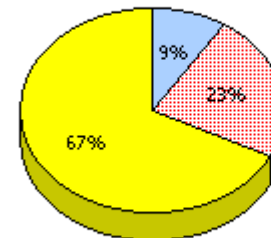
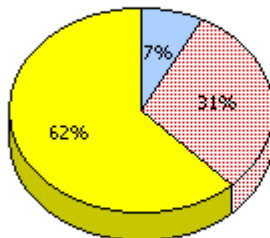
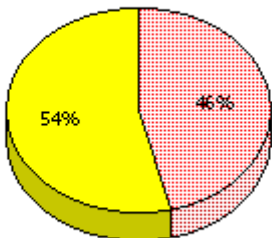
**2009**  
AGR (61)



**2008**  
AGR (57)



**2007**  
AGR (50)



Unknown



Not Yet Meeting (1 or 2)



Meeting or Exceeding (3,4,5)

\* In some cases, CRT numbers may exceed AGR numbers based on late enrolments. Pie chart is based on the number of students who wrote the CRT.

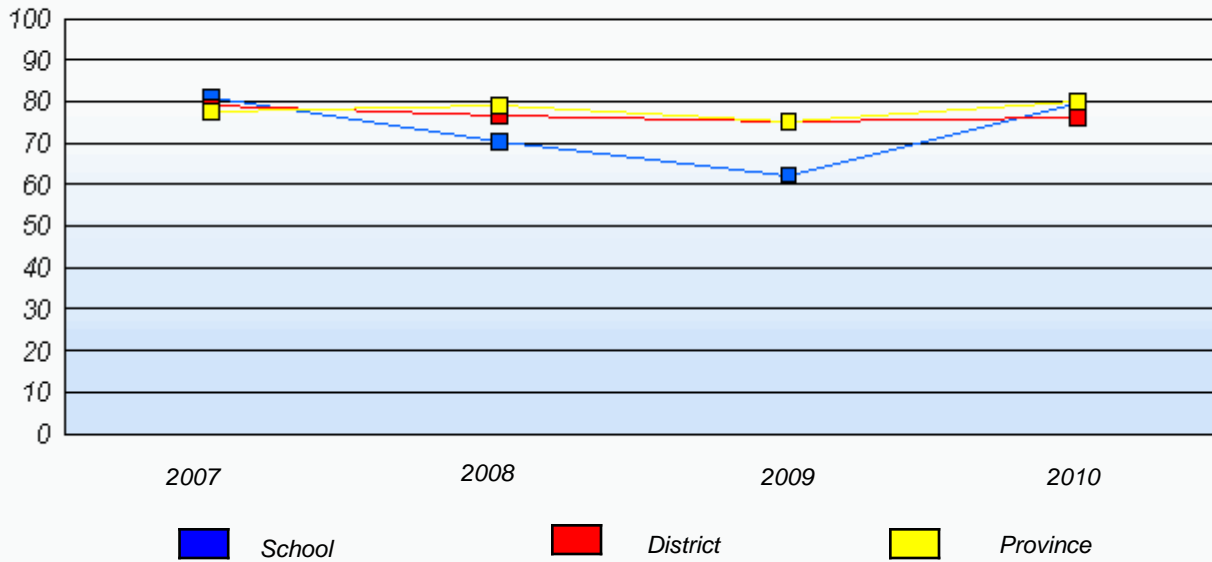
\* Reading score is composite of Information and Poetry.



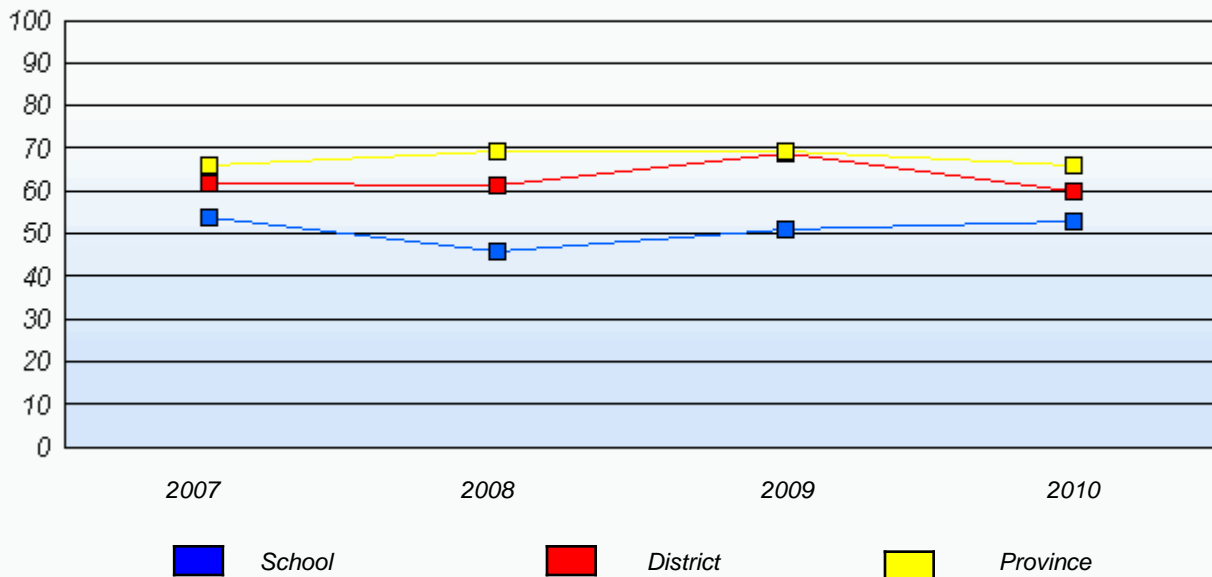
District 3 - Nova Central

School #: 132      Botwood Collegiate

**Demand Writing**  
 Percentage of students at level 3 or above (2007 - 2010)



**Reading**  
 Percentage of students at level 3 or above (2007 - 2010)



\* In some cases, CRT numbers may exceed AGR numbers based on late enrolments. Pie chart is based on the number of students who wrote the CRT.

\* Reading score is composite of Information and Poetry.

District 3 - Nova Central

School #: 149      King Academy

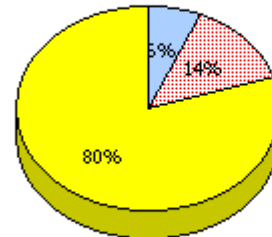
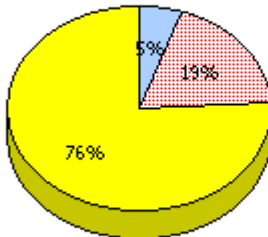
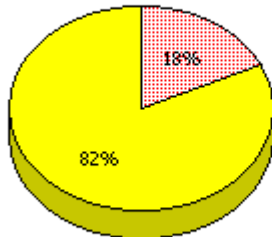
***Demand Writing***

***School***

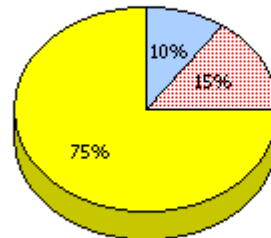
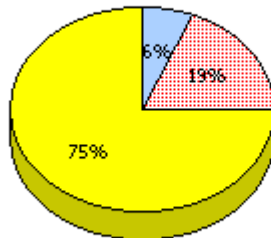
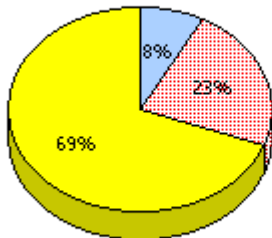
***District***

***Province***

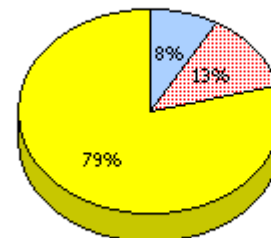
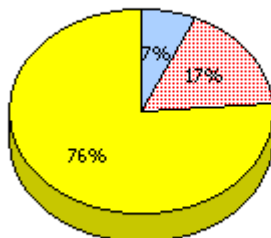
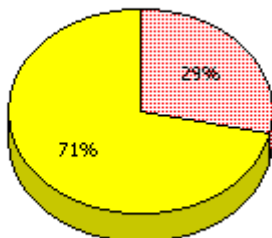
**2010**  
AGR (22)



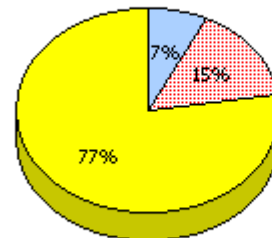
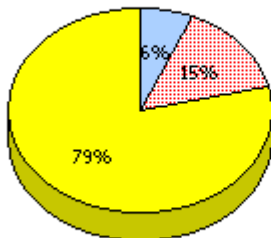
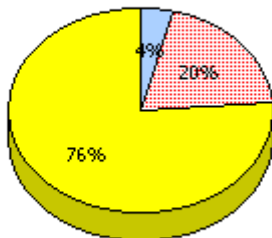
**2009**  
AGR (26)



**2008**  
AGR (28)



**2007**  
AGR (25)



*Unknown*     
  *Not Yet Meeting (1 or 2)*     
  *Meeting or Exceeding (3,4,5)*

\* In some cases, CRT numbers may exceed AGR numbers based on late enrolments. Pie chart is based on the number of students who wrote the CRT.

\* Reading score is composite of Information and Poetry.

District 3 - Nova Central

School #: 149 King Academy

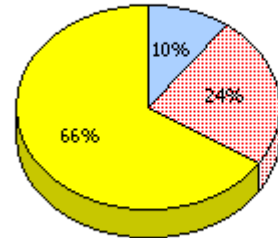
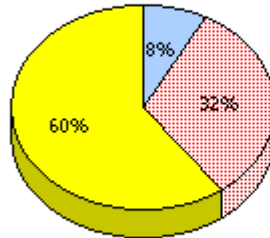
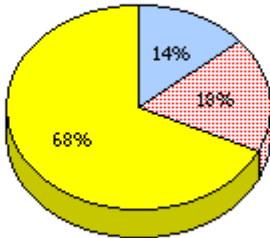
***Reading***

***School***

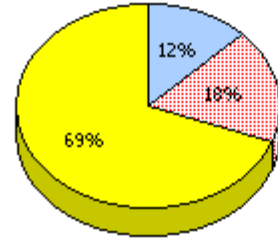
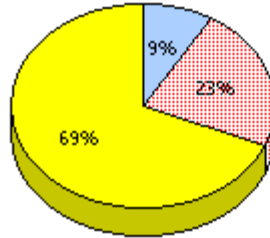
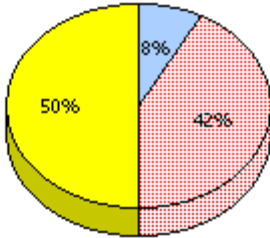
***District***

***Province***

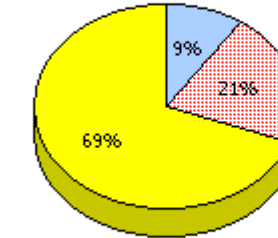
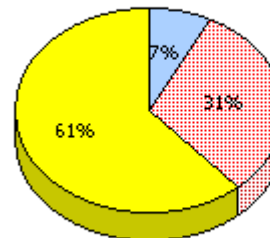
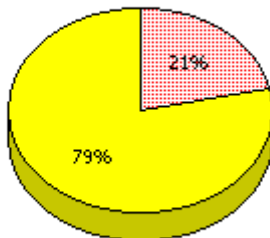
**2010**  
AGR (22)



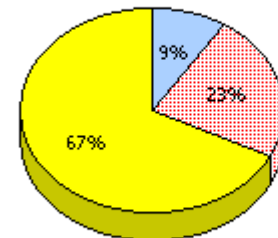
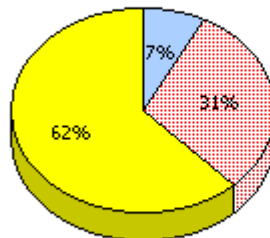
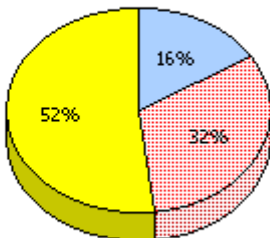
**2009**  
AGR (26)



**2008**  
AGR (28)



**2007**  
AGR (25)



*Unknown*



*Not Yet Meeting (1 or 2)*



*Meeting or Exceeding (3,4,5)*

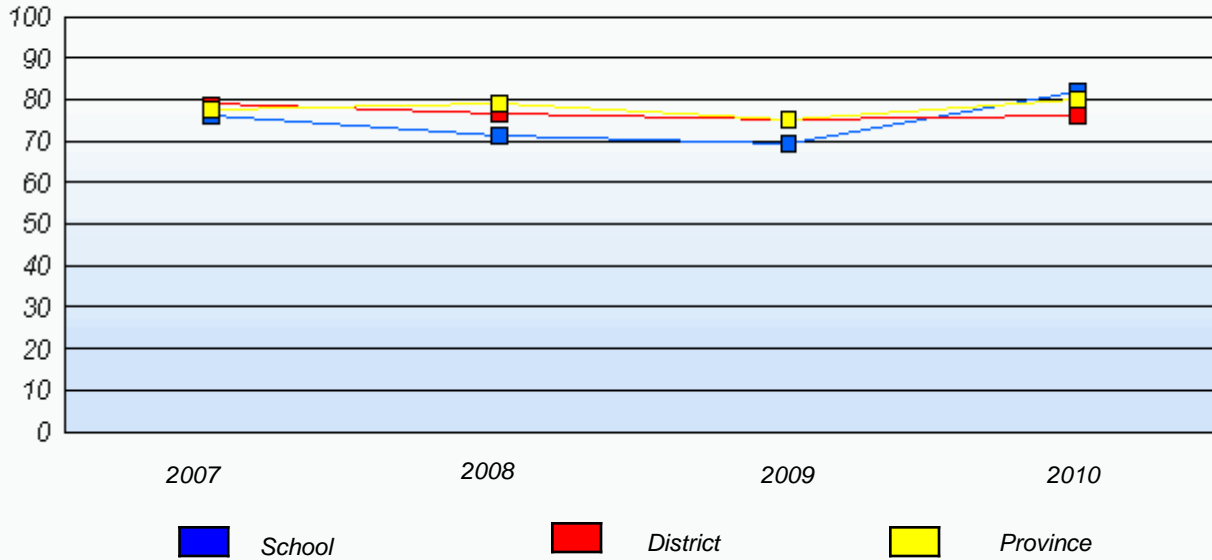
\* In some cases, CRT numbers may exceed AGR numbers based on late enrolments. Pie chart is based on the number of students who wrote the CRT.

\* Reading score is composite of Information and Poetry.

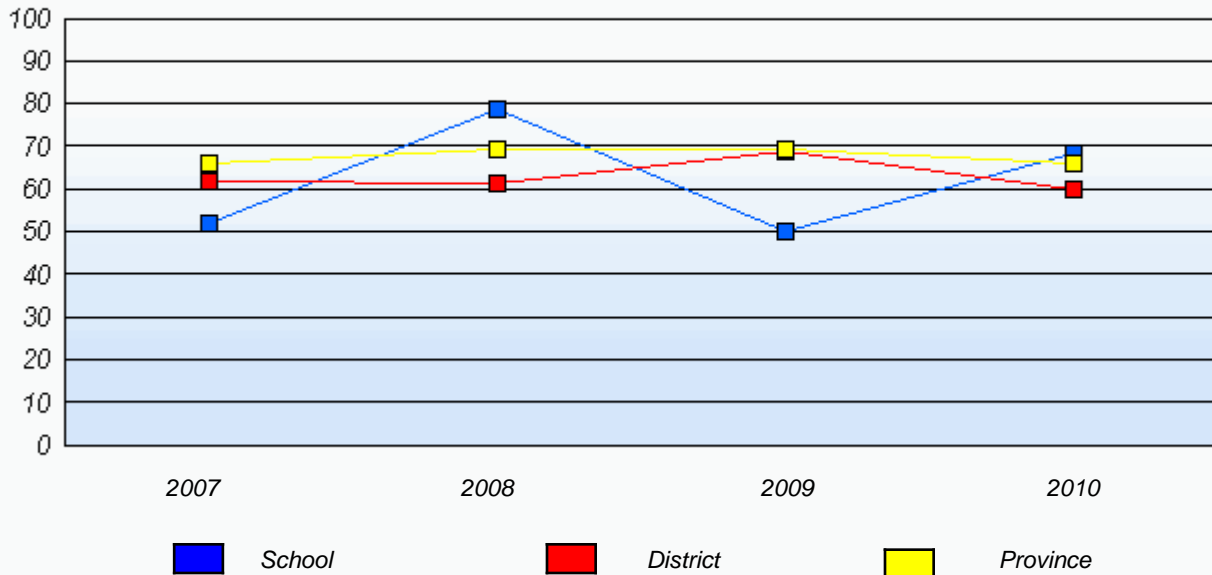
District 3 - Nova Central

School #: 149      King Academy

**Demand Writing**  
 Percentage of students at level 3 or above (2007 - 2010)



**Reading**  
 Percentage of students at level 3 or above (2007 - 2010)



\* In some cases, CRT numbers may exceed AGR numbers based on late enrolments. Pie chart is based on the number of students who wrote the CRT.

\* Reading score is composite of Information and Poetry.

District 3 - Nova Central

School #: 151      John Watkins Academy

***Demand Writing***

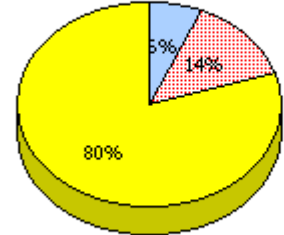
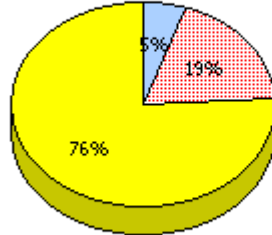
***School***

*School data with 5 or fewer students withheld for reasons of confidentiality.*

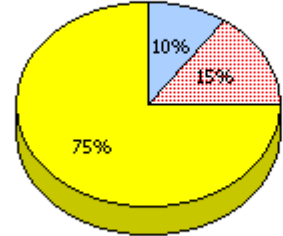
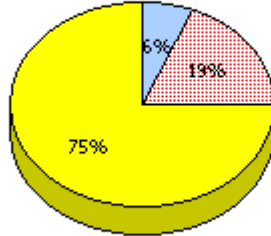
***District***

***Province***

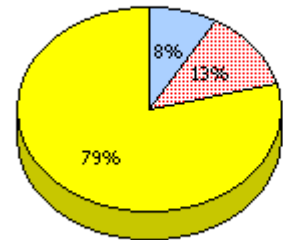
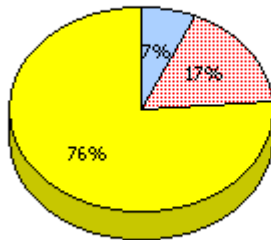
**2010**  
AGR (4)



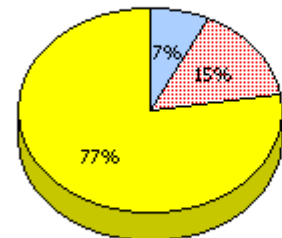
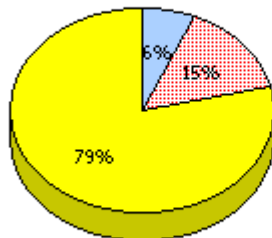
**2009**  
AGR (5)



**2008**  
AGR (8)



**2007**  
AGR (8)



\* In some cases, CRT numbers may exceed AGR numbers based on late enrolments. Pie chart is based on the number of students who wrote the CRT.

\* Reading score is composite of Information and Poetry.

District 3 - Nova Central

School #: 151      John Watkins Academy

**Reading**

**School**

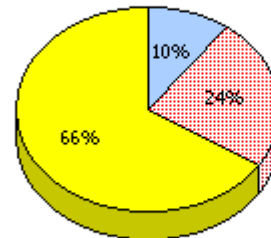
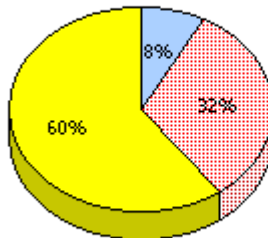
**District**

**Province**

*School data with 5 or fewer students withheld for reasons of confidentiality.*

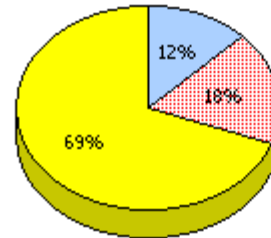
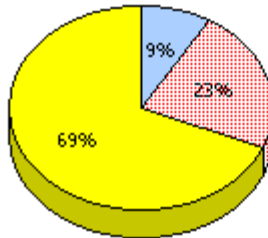
**2010**

AGR (4)



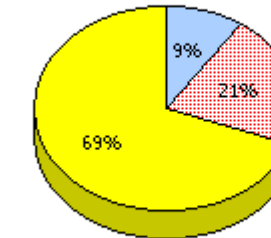
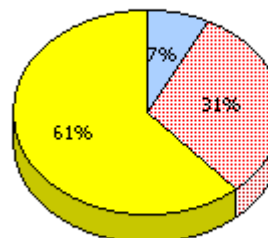
**2009**

AGR (5)



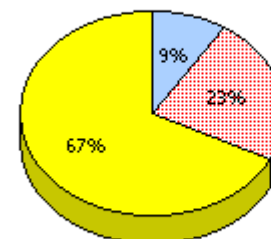
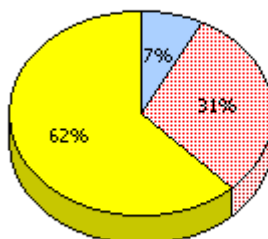
**2008**

AGR (8)



**2007**

AGR (8)



Unknown



Not Yet Meeting (1 or 2)



Meeting or Exceeding (3,4,5)

\* In some cases, CRT numbers may exceed AGR numbers based on late enrolments. Pie chart is based on the number of students who wrote the CRT.

\* Reading score is composite of Information and Poetry.

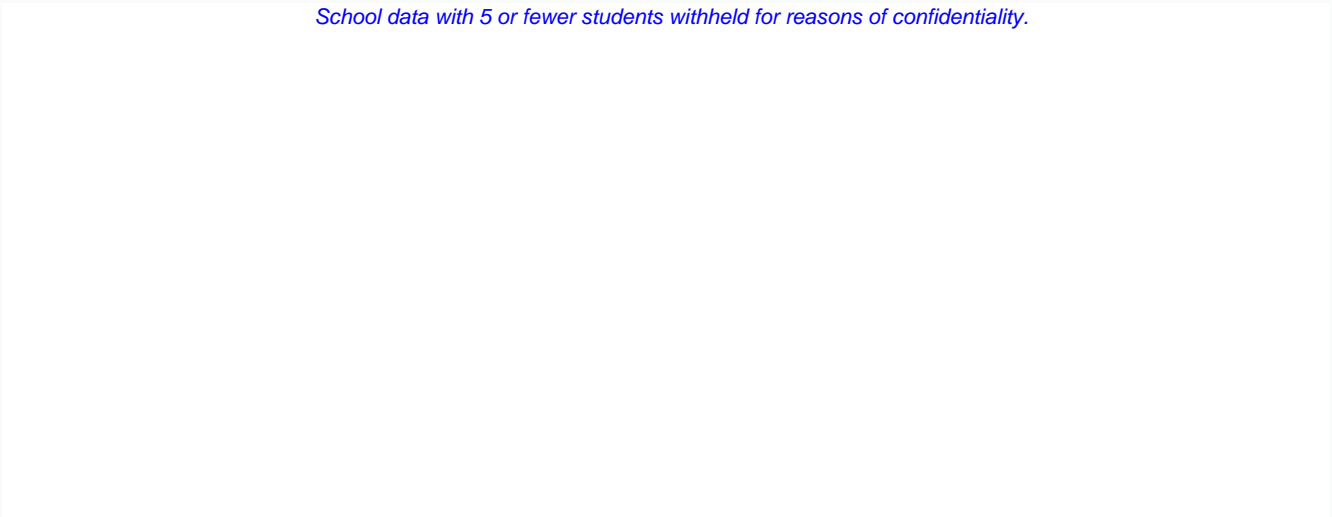
District 3 - Nova Central

School #: 151      John Watkins Academy

**Demand Writing**

*Percentage of students at level 3 or above (2007 - 2010)*

*School data with 5 or fewer students withheld for reasons of confidentiality.*

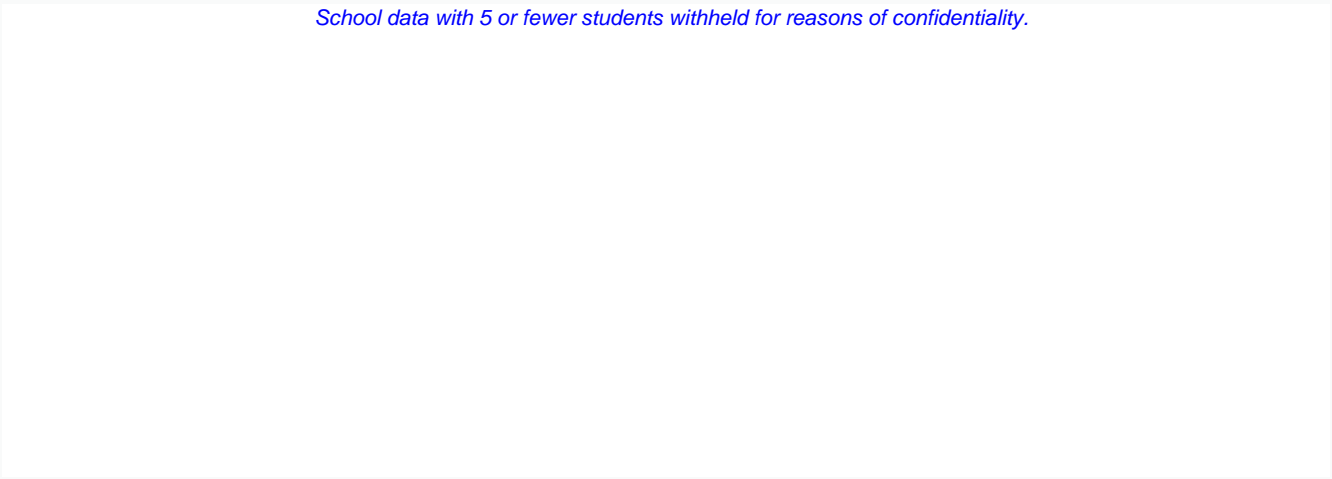


School     
  District     
  Province

**Reading**

*Percentage of students at level 3 or above (2007 - 2010)*

*School data with 5 or fewer students withheld for reasons of confidentiality.*



2007                                      2008                                      2009                                      2010

School     
  District     
  Province

\* In some cases, CRT numbers may exceed AGR numbers based on late enrolments. Pie chart is based on the number of students who wrote the CRT.

\* Reading score is composite of Information and Poetry.

District 3 - Nova Central

School #: 152 Valmont Academy

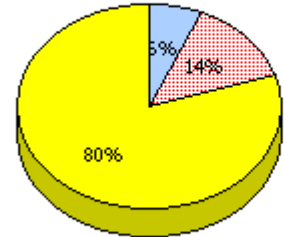
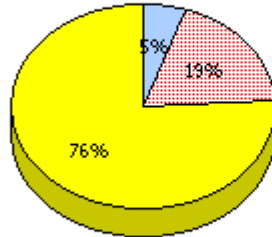
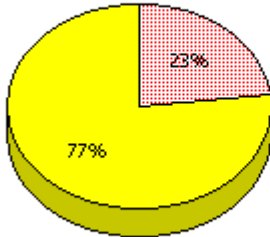
***Demand Writing***

***School***

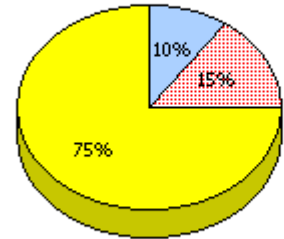
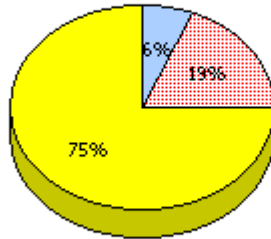
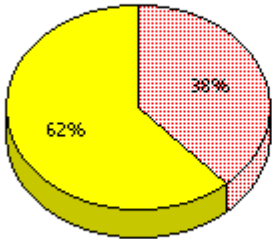
***District***

***Province***

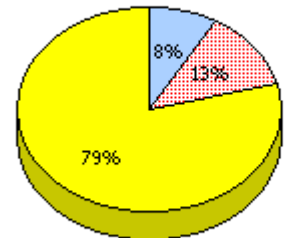
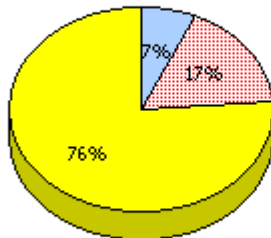
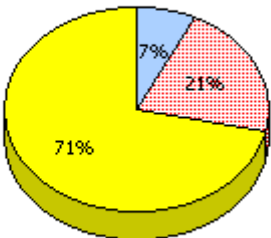
**2010**  
AGR (13)



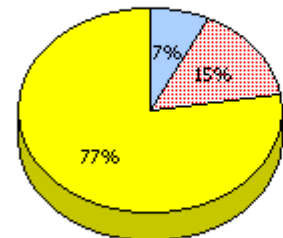
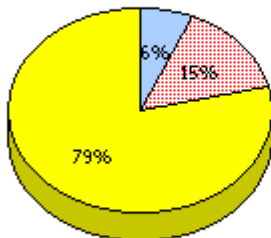
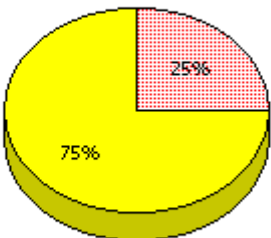
**2009**  
AGR (12)



**2008**  
AGR (14)



**2007**  
AGR (12)



Unknown



Not Yet Meeting (1 or 2)



Meeting or Exceeding (3,4,5)

\* In some cases, CRT numbers may exceed AGR numbers based on late enrolments. Pie chart is based on the number of students who wrote the CRT.

\* Reading score is composite of Information and Poetry.



District 3 - Nova Central

School #: 152 Valmont Academy

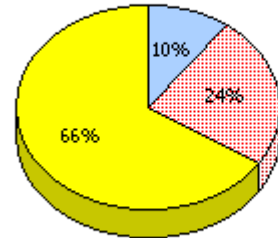
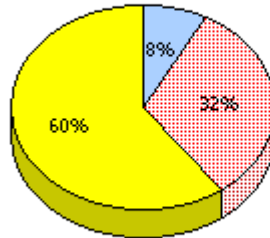
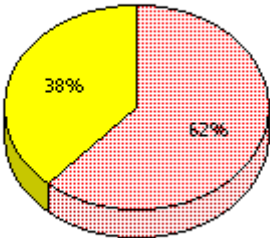
***Reading***

***School***

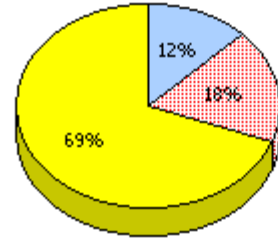
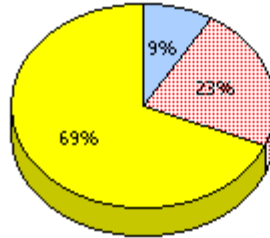
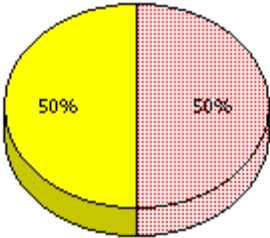
***District***

***Province***

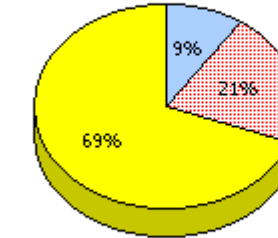
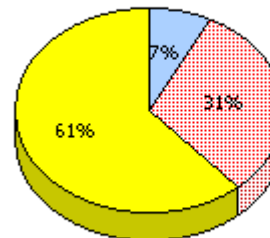
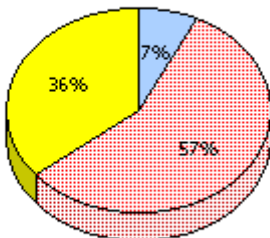
**2010**  
AGR (13)



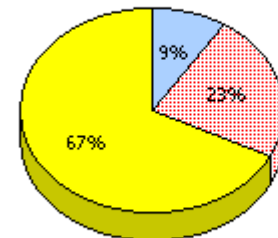
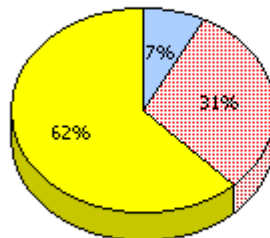
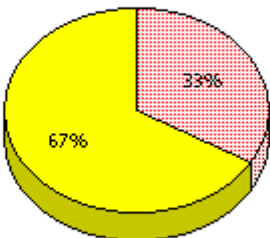
**2009**  
AGR (12)



**2008**  
AGR (14)



**2007**  
AGR (12)



*Unknown*



*Not Yet Meeting (1 or 2)*



*Meeting or Exceeding (3,4,5)*

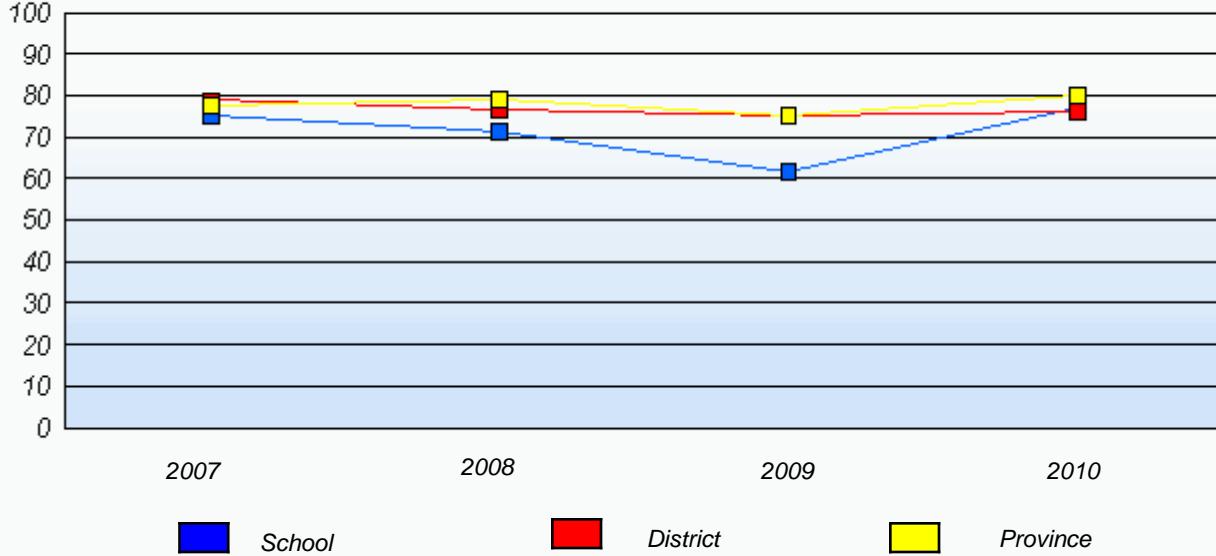
\* In some cases, CRT numbers may exceed AGR numbers based on late enrolments. Pie chart is based on the number of students who wrote the CRT.

\* Reading score is composite of Information and Poetry.

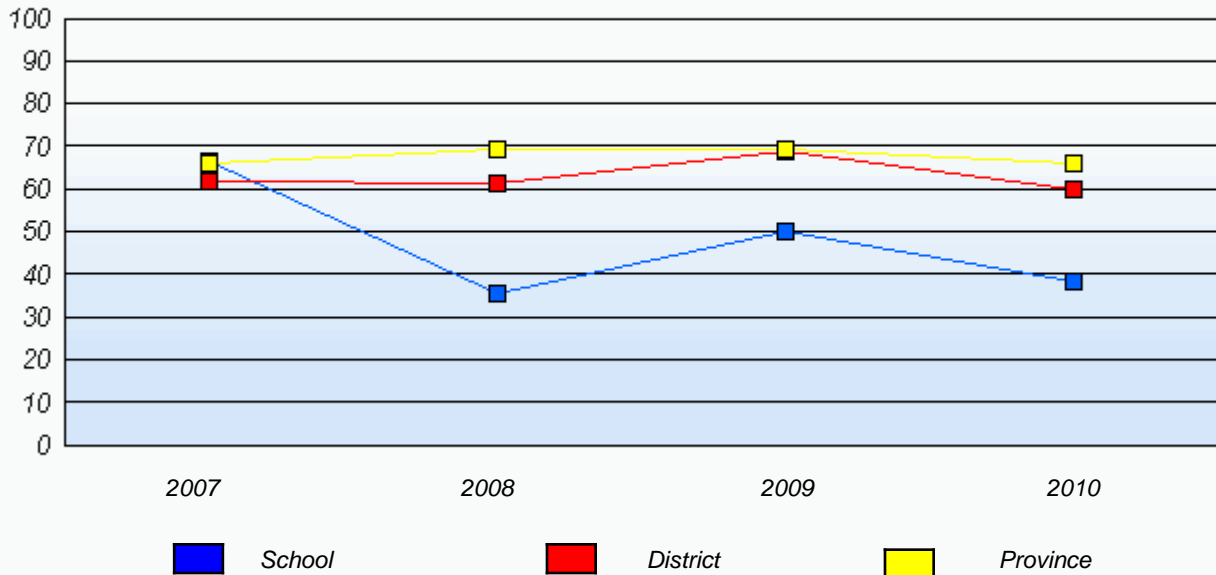
District 3 - Nova Central

School #: 152 Valmont Academy

**Demand Writing**  
 Percentage of students at level 3 or above (2007 - 2010)



**Reading**  
 Percentage of students at level 3 or above (2007 - 2010)



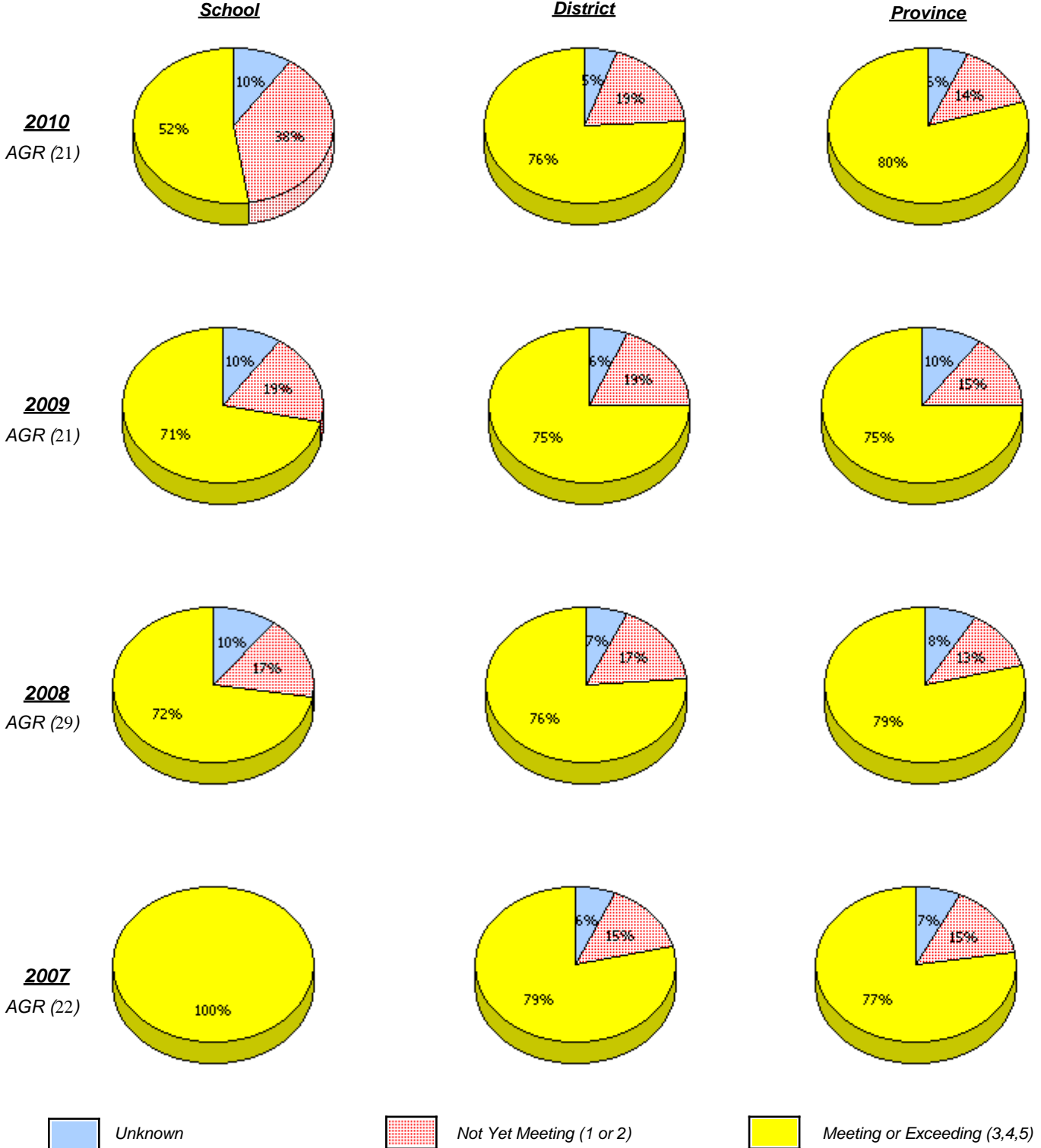
\* In some cases, CRT numbers may exceed AGR numbers based on late enrolments. Pie chart is based on the number of students who wrote the CRT.

\* Reading score is composite of Information and Poetry.

District 3 - Nova Central

School #: 153 Cape John Collegiate

***Demand Writing***



\* In some cases, CRT numbers may exceed AGR numbers based on late enrolments. Pie chart is based on the number of students who wrote the CRT.

\* Reading score is composite of Information and Poetry.

District 3 - Nova Central

School #: 153 Cape John Collegiate

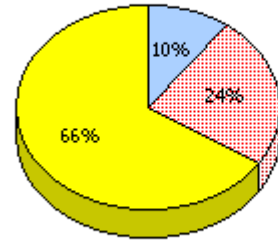
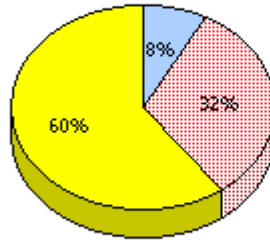
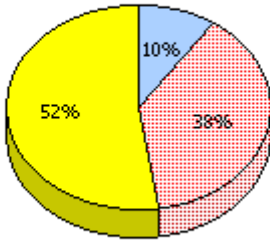
***Reading***

***School***

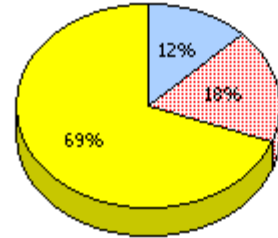
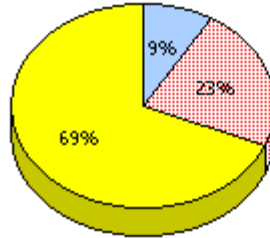
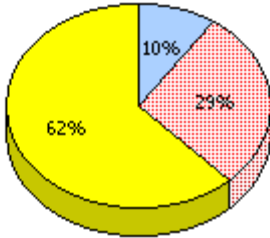
***District***

***Province***

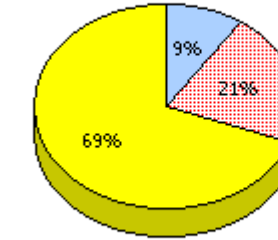
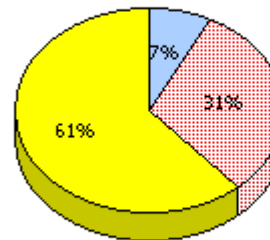
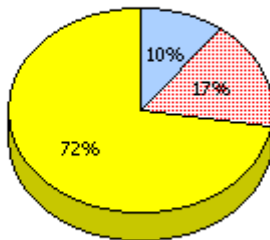
**2010**  
AGR (21)



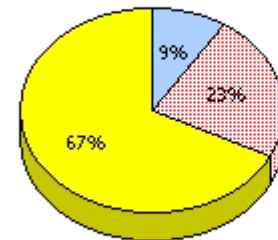
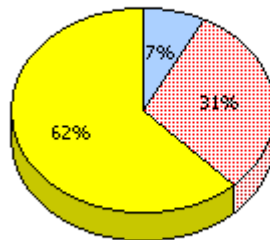
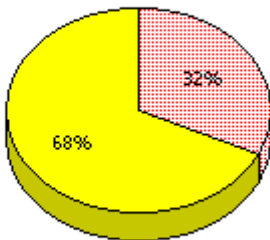
**2009**  
AGR (21)



**2008**  
AGR (29)



**2007**  
AGR (22)



*Unknown*



*Not Yet Meeting (1 or 2)*



*Meeting or Exceeding (3,4,5)*

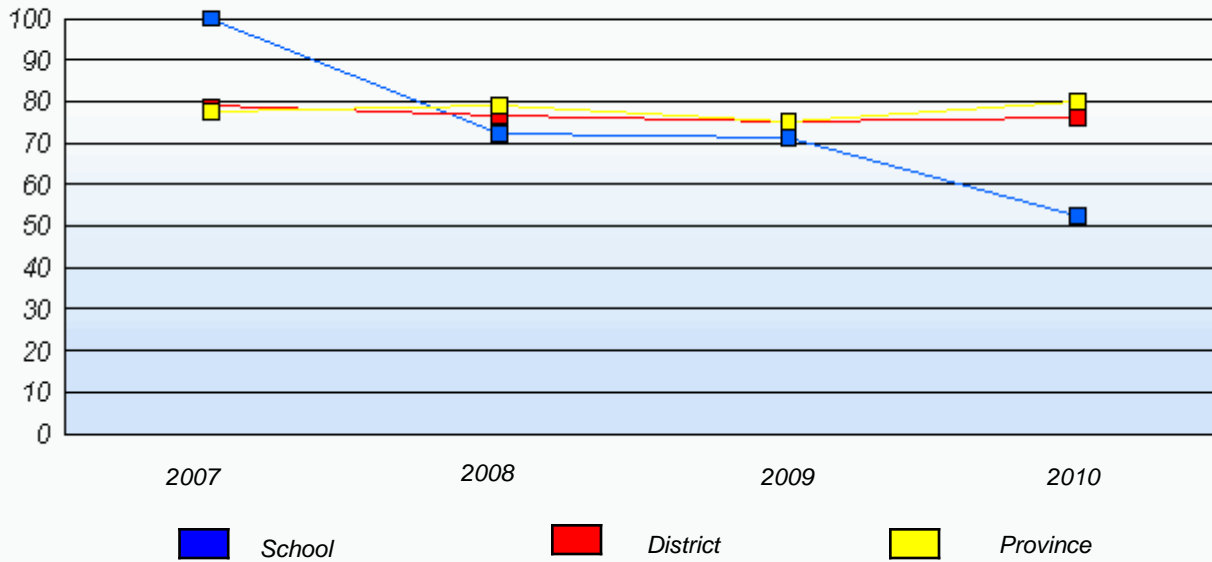
\* In some cases, CRT numbers may exceed AGR numbers based on late enrolments. Pie chart is based on the number of students who wrote the CRT.

\* Reading score is composite of Information and Poetry.

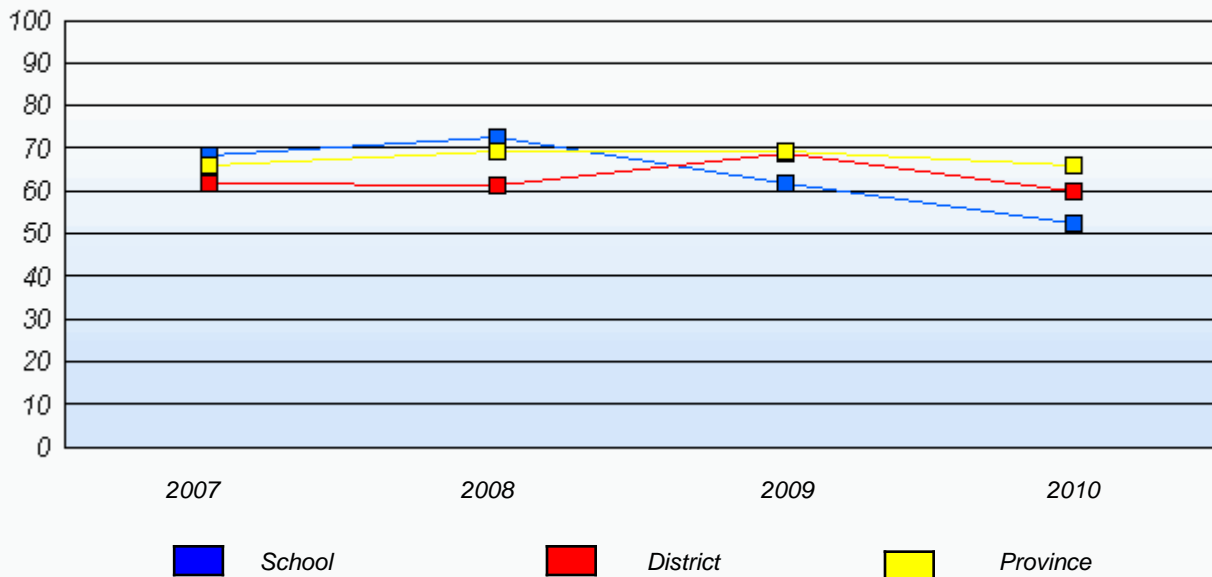
District 3 - Nova Central

School #: 153      Cape John Collegiate

**Demand Writing**  
Percentage of students at level 3 or above (2007 - 2010)



**Reading**  
Percentage of students at level 3 or above (2007 - 2010)



\* In some cases, CRT numbers may exceed AGR numbers based on late enrolments. Pie chart is based on the number of students who wrote the CRT.

\* Reading score is composite of Information and Poetry.

District 3 - Nova Central

School #: 157      St. Peter's AG

***Demand Writing***

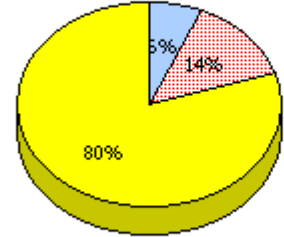
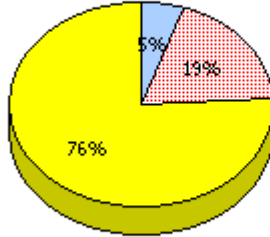
***School***

*School data with 5 or fewer students  
withheld for reasons of confidentiality.*

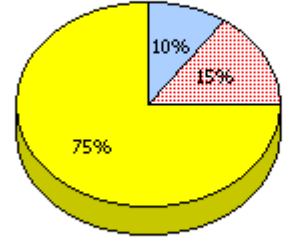
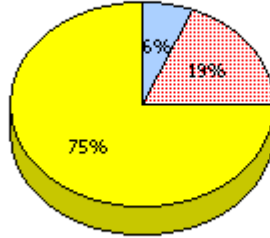
***District***

***Province***

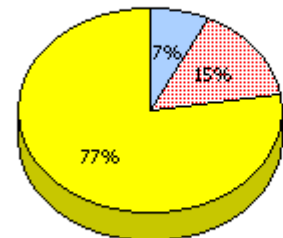
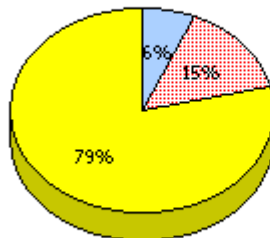
**2010**  
AGR (2)



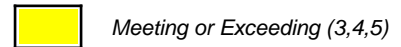
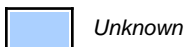
**2009**  
AGR (1)



**2008**  
AGR (0)



**2007**  
AGR (1)



\* In some cases, CRT numbers may exceed AGR numbers based on late enrolments. Pie chart is based on the number of students who wrote the CRT.

\* Reading score is composite of Information and Poetry.

District 3 - Nova Central

School #: 157      St. Peter's AG

**School**

*School data with 5 or fewer students withheld for reasons of confidentiality.*

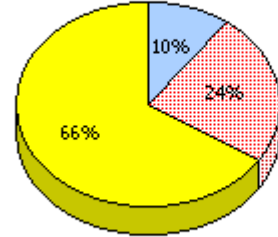
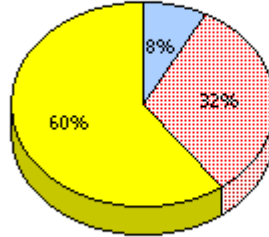
**Reading**

**District**

**Province**

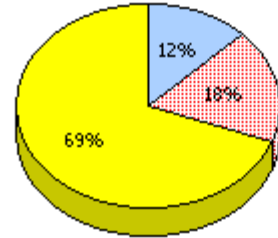
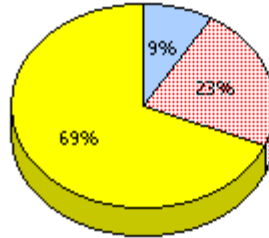
**2010**

AGR (2)



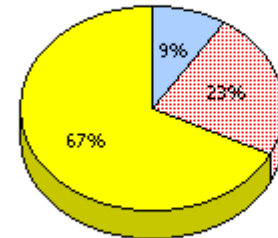
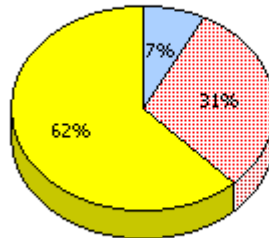
**2009**

AGR (1)



**2008**

AGR (0)



**2007**

AGR (1)



Unknown



Not Yet Meeting (1 or 2)



Meeting or Exceeding (3,4,5)

\* In some cases, CRT numbers may exceed AGR numbers based on late enrolments. Pie chart is based on the number of students who wrote the CRT.

\* Reading score is composite of Information and Poetry.

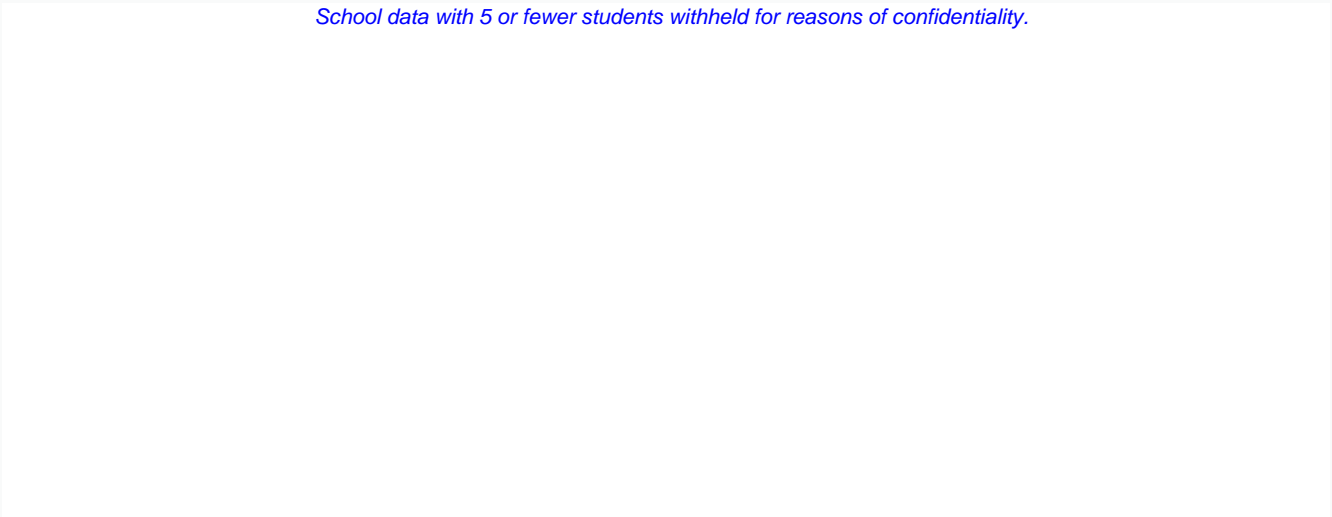
District 3 - Nova Central

School #: 157      St. Peter's AG

**Demand Writing**

*Percentage of students at level 3 or above (2007 - 2010)*

*School data with 5 or fewer students withheld for reasons of confidentiality.*

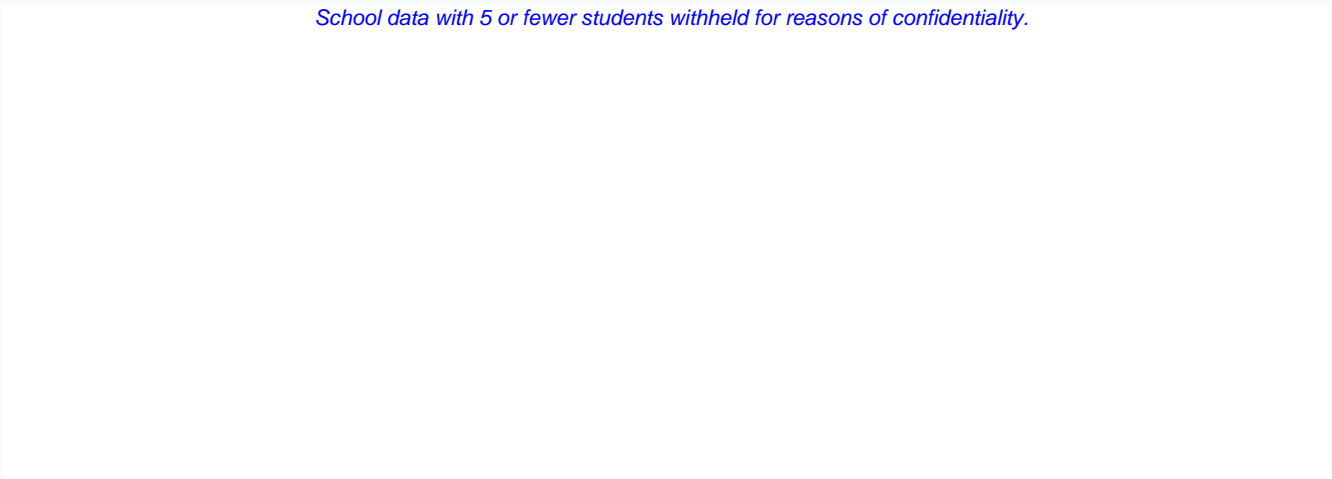


School     
  District     
  Province

**Reading**

*Percentage of students at level 3 or above (2007 - 2010)*

*School data with 5 or fewer students withheld for reasons of confidentiality.*



2007                                      2008                                      2009                                      2010

School     
  District     
  Province

\* In some cases, CRT numbers may exceed AGR numbers based on late enrolments. Pie chart is based on the number of students who wrote the CRT.

\* Reading score is composite of Information and Poetry.



District 3 - Nova Central

School #: 158      MSB Regional Academy

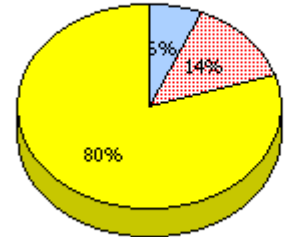
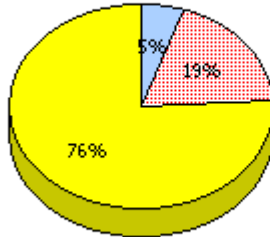
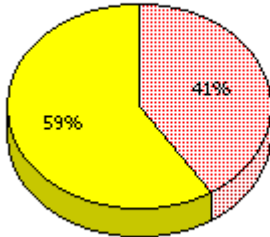
***Demand Writing***

***School***

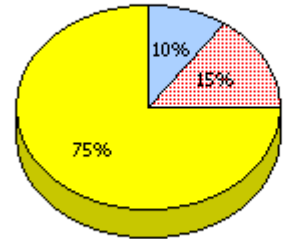
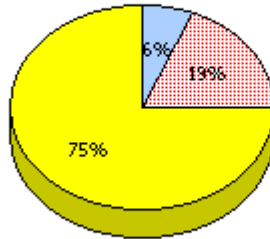
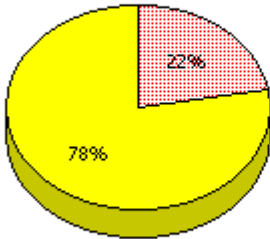
***District***

***Province***

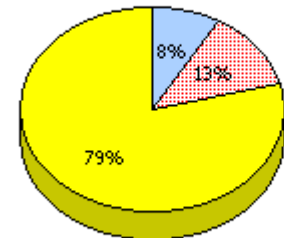
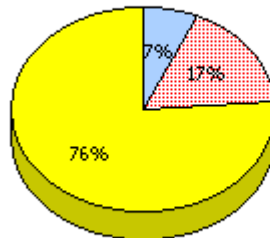
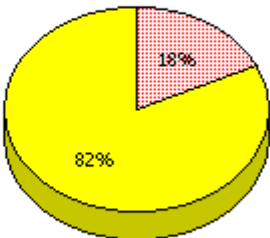
**2010**  
AGR (21)



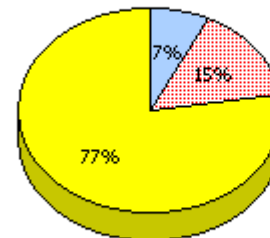
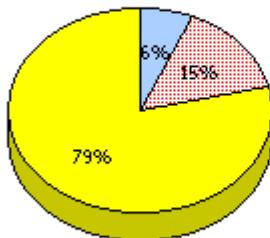
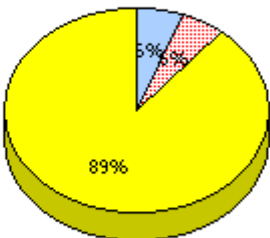
**2009**  
AGR (18)



**2008**  
AGR (11)



**2007**  
AGR (18)



Unknown



Not Yet Meeting (1 or 2)



Meeting or Exceeding (3,4,5)

\* In some cases, CRT numbers may exceed AGR numbers based on late enrolments. Pie chart is based on the number of students who wrote the CRT.

\* Reading score is composite of Information and Poetry.

District 3 - Nova Central

School #: 158      MSB Regional Academy

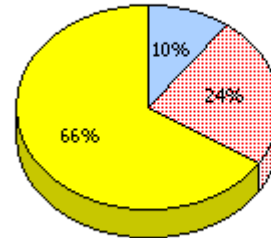
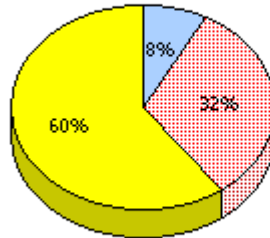
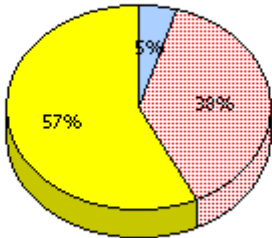
***Reading***

***School***

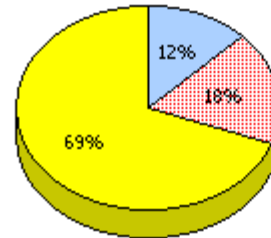
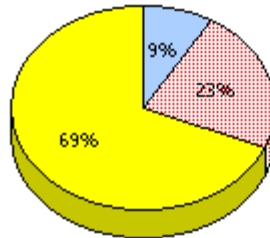
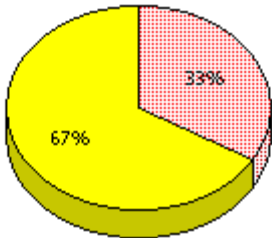
***District***

***Province***

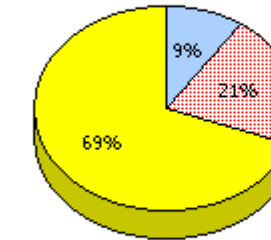
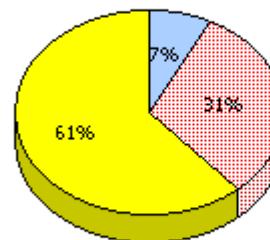
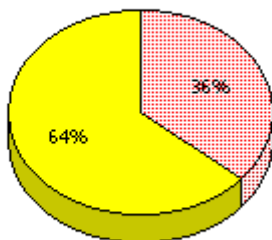
**2010**  
AGR (21)



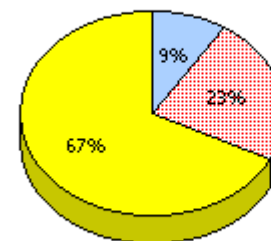
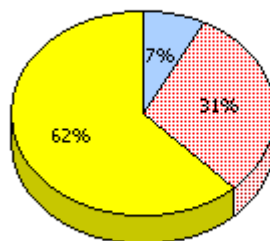
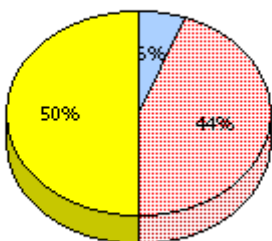
**2009**  
AGR (18)



**2008**  
AGR (11)



**2007**  
AGR (18)



*Unknown*



*Not Yet Meeting (1 or 2)*



*Meeting or Exceeding (3,4,5)*

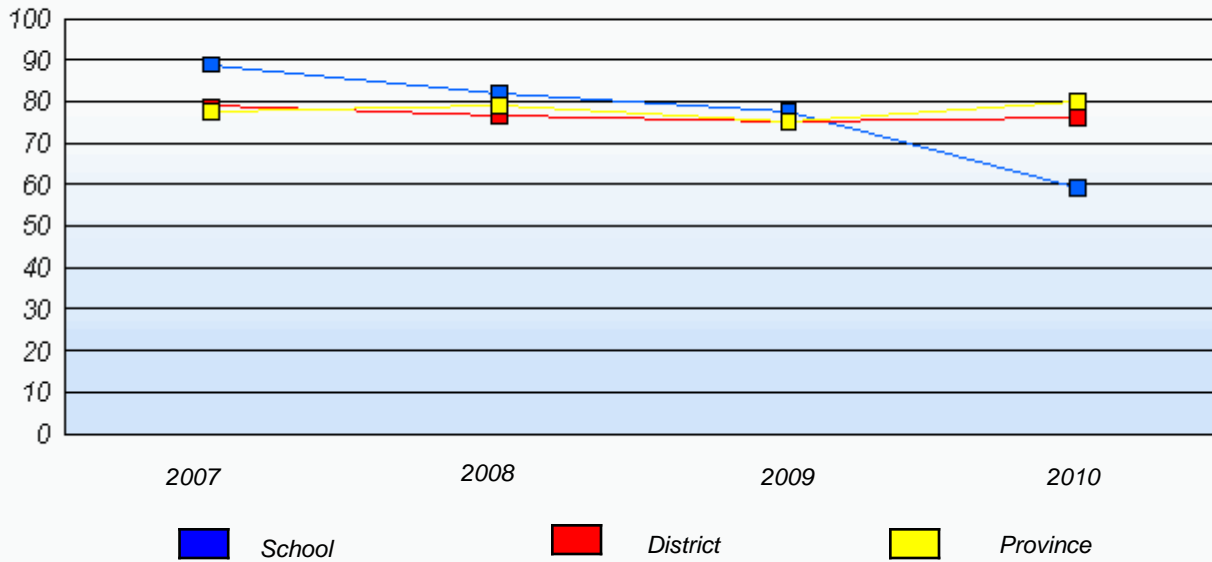
\* In some cases, CRT numbers may exceed AGR numbers based on late enrolments. Pie chart is based on the number of students who wrote the CRT.

\* Reading score is composite of Information and Poetry.

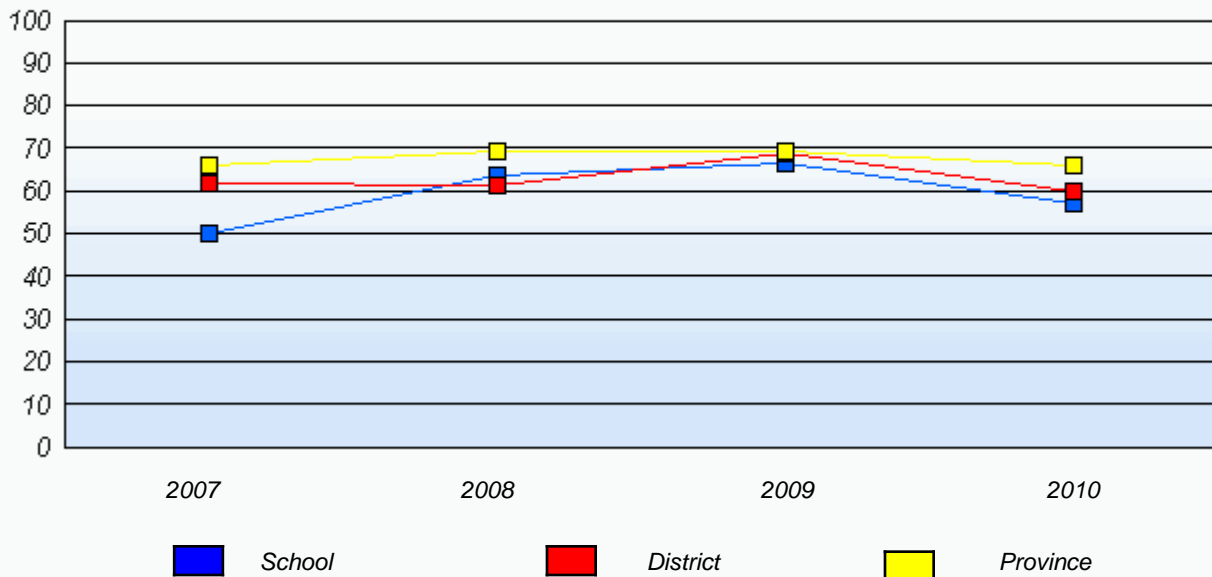
District 3 - Nova Central

School #: 158      MSB Regional Academy

**Demand Writing**  
Percentage of students at level 3 or above (2007 - 2010)



**Reading**  
Percentage of students at level 3 or above (2007 - 2010)



\* In some cases, CRT numbers may exceed AGR numbers based on late enrolments. Pie chart is based on the number of students who wrote the CRT.

\* Reading score is composite of Information and Poetry.

District 3 - Nova Central

School #: 162      Dorset Collegiate

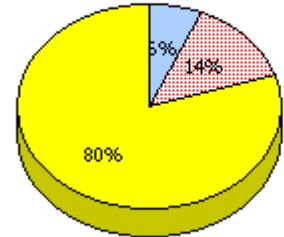
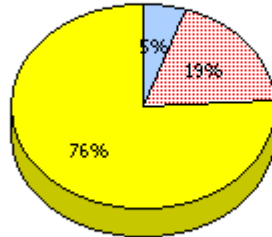
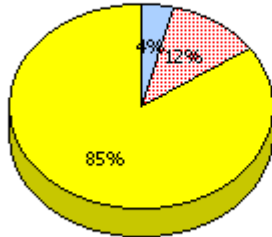
***Demand Writing***

***School***

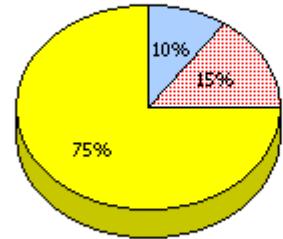
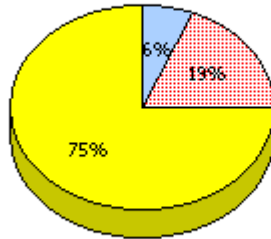
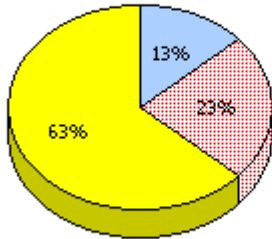
***District***

***Province***

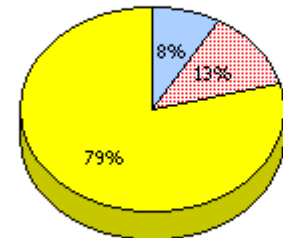
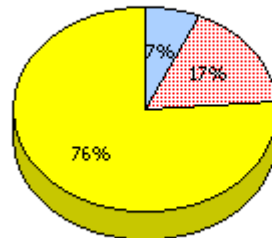
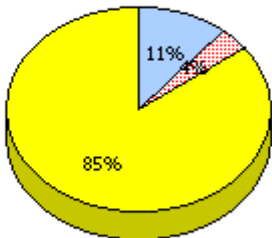
**2010**  
AGR (26)



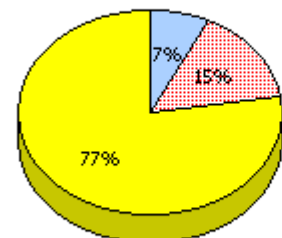
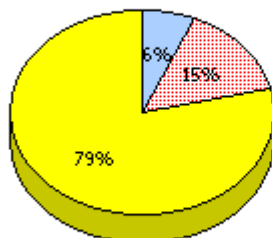
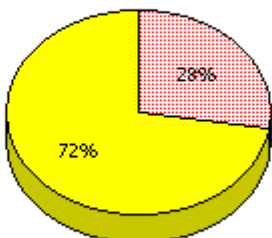
**2009**  
AGR (30)



**2008**  
AGR (27)



**2007**  
AGR (29)



\* In some cases, CRT numbers may exceed AGR numbers based on late enrolments. Pie chart is based on the number of students who wrote the CRT.

\* Reading score is composite of Information and Poetry.

District 3 - Nova Central

School #: 162     Dorset Collegiate

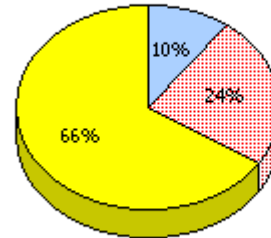
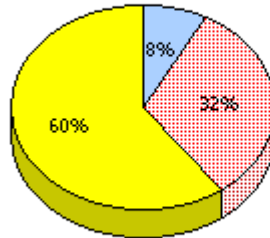
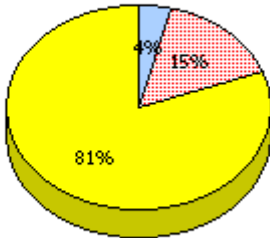
***Reading***

***School***

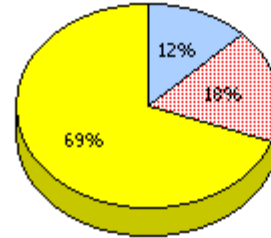
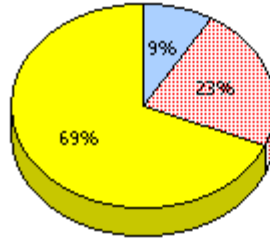
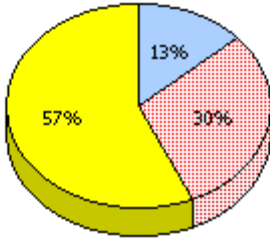
***District***

***Province***

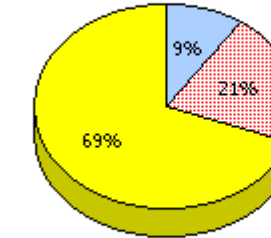
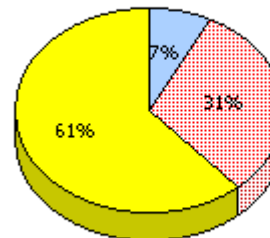
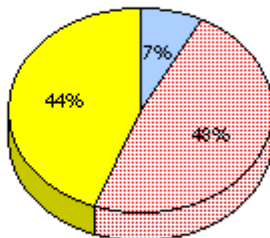
**2010**  
AGR (26)



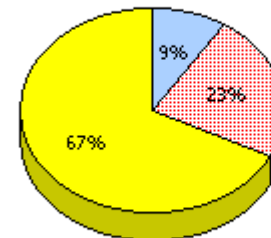
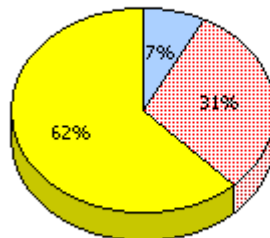
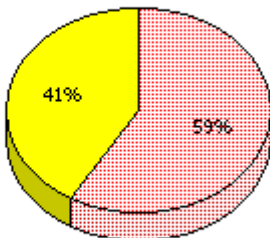
**2009**  
AGR (30)



**2008**  
AGR (27)



**2007**  
AGR (29)



Unknown



Not Yet Meeting (1 or 2)



Meeting or Exceeding (3,4,5)

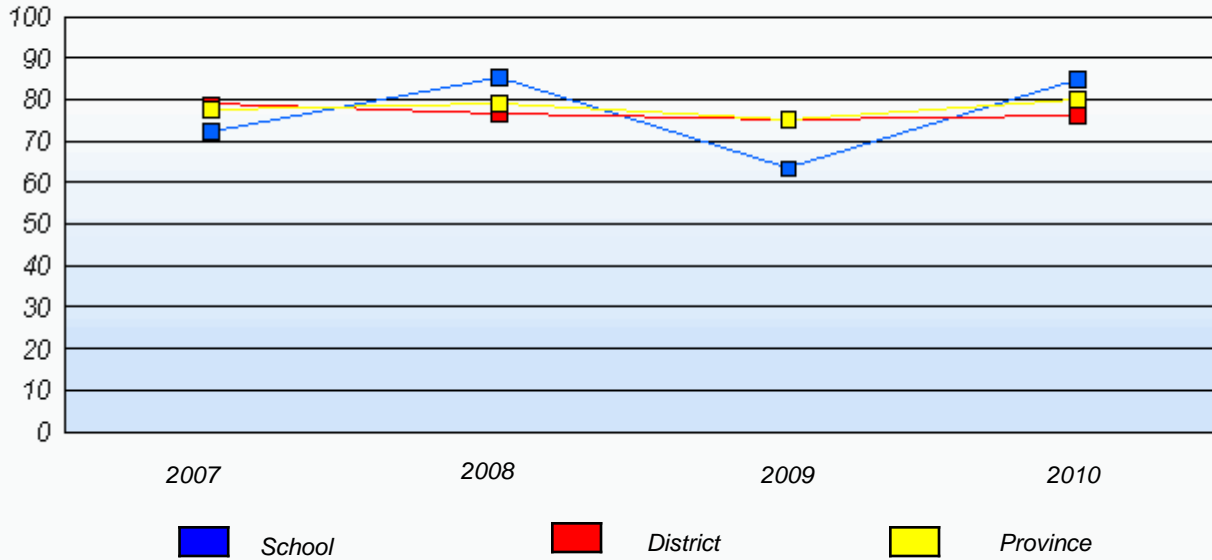
\* In some cases, CRT numbers may exceed AGR numbers based on late enrolments. Pie chart is based on the number of students who wrote the CRT.

\* Reading score is composite of Information and Poetry.

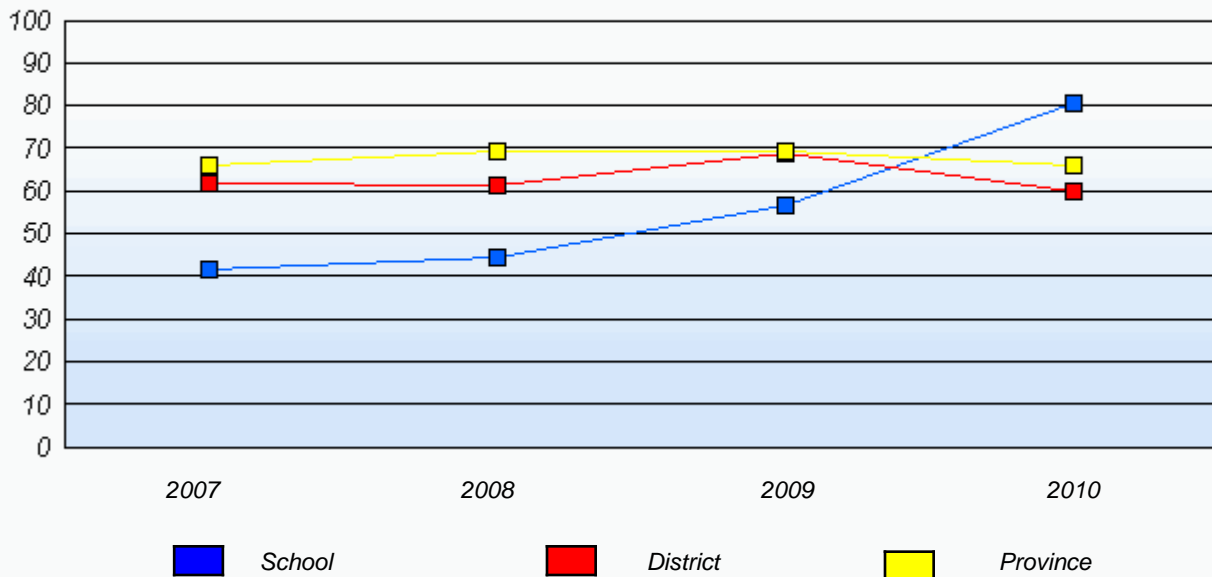
District 3 - Nova Central

School #: 162      Dorset Collegiate

**Demand Writing**  
 Percentage of students at level 3 or above (2007 - 2010)



**Reading**  
 Percentage of students at level 3 or above (2007 - 2010)



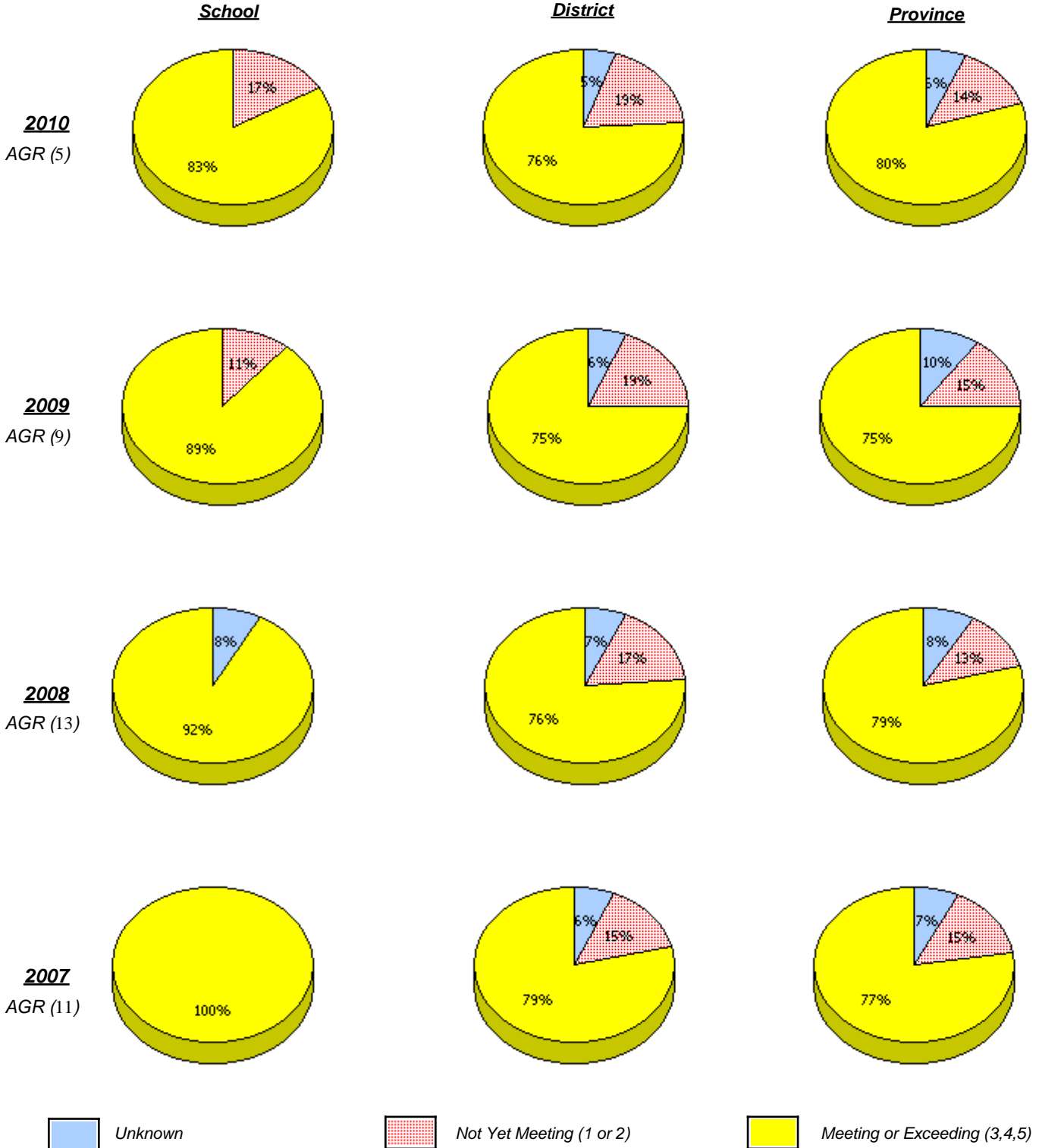
\* In some cases, CRT numbers may exceed AGR numbers based on late enrolments. Pie chart is based on the number of students who wrote the CRT.

\* Reading score is composite of Information and Poetry.

District 3 - Nova Central

School #: 163 Point Leamington Academy

***Demand Writing***



\* In some cases, CRT numbers may exceed AGR numbers based on late enrolments. Pie chart is based on the number of students who wrote the CRT.

\* Reading score is composite of Information and Poetry.

District 3 - Nova Central

School #: 163 Point Leamington Academy

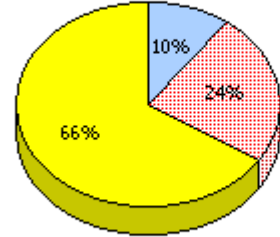
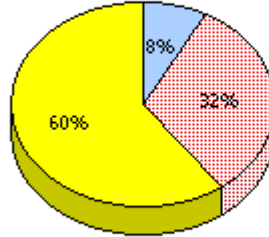
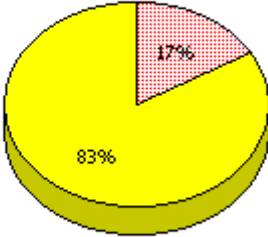
***Reading***

***School***

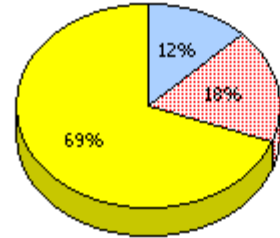
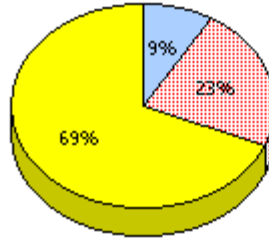
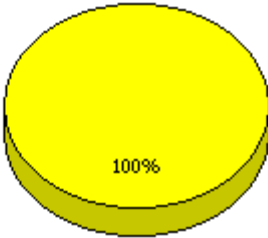
***District***

***Province***

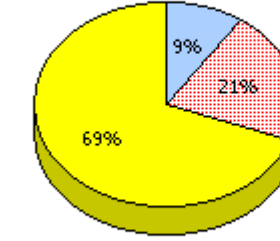
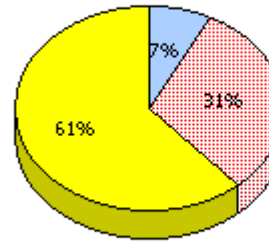
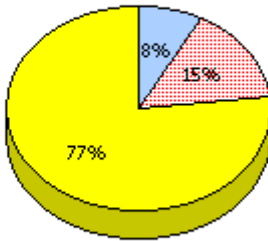
**2010**  
AGR (5)



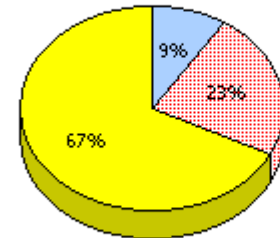
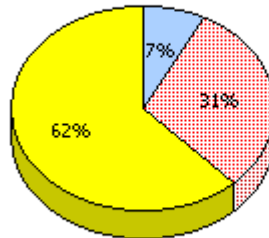
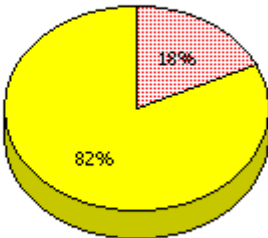
**2009**  
AGR (9)



**2008**  
AGR (13)



**2007**  
AGR (11)



Unknown



Not Yet Meeting (1 or 2)



Meeting or Exceeding (3,4,5)

\* In some cases, CRT numbers may exceed AGR numbers based on late enrolments. Pie chart is based on the number of students who wrote the CRT.

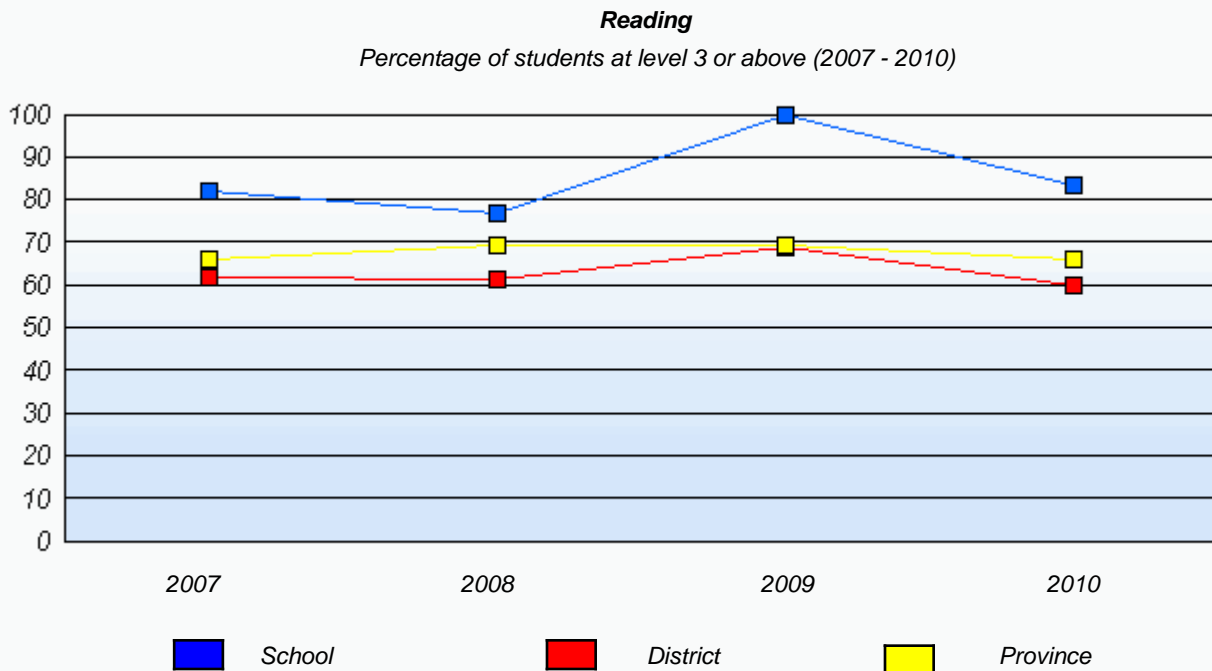
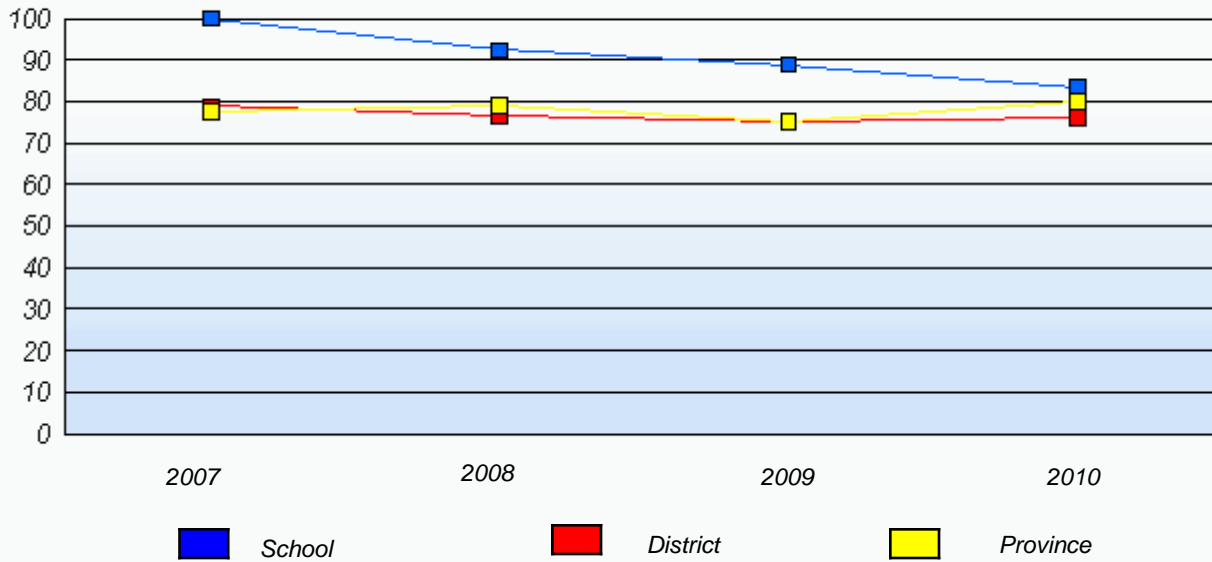
\* Reading score is composite of Information and Poetry.



District 3 - Nova Central

School #: 163      Point Leamington Academy

**Demand Writing**  
Percentage of students at level 3 or above (2007 - 2010)



\* In some cases, CRT numbers may exceed AGR numbers based on late enrolments. Pie chart is based on the number of students who wrote the CRT.

\* Reading score is composite of Information and Poetry.

District 3 - Nova Central

School #: 165      St. Stephen's AG

***Demand Writing***

***School***

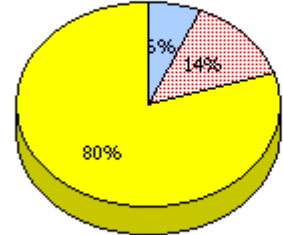
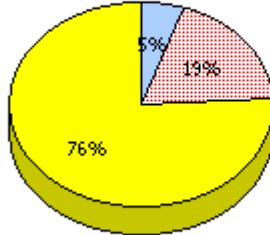
*School data with 5 or fewer students  
withheld for reasons of confidentiality.*

***District***

***Province***

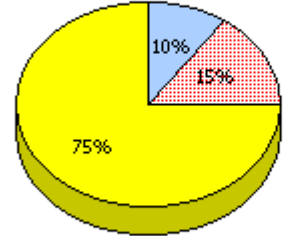
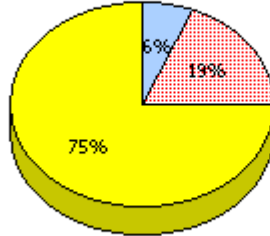
**2010**

AGR (3)



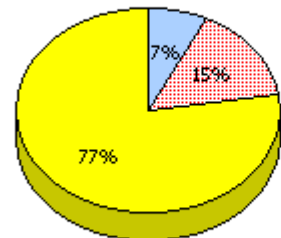
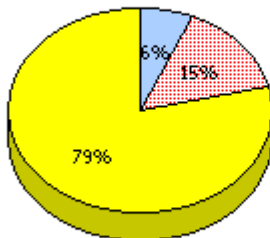
**2009**

AGR (3)



**2008**

AGR (0)



**2007**

AGR (4)



Unknown



Not Yet Meeting (1 or 2)



Meeting or Exceeding (3,4,5)

\* In some cases, CRT numbers may exceed AGR numbers based on late enrolments. Pie chart is based on the number of students who wrote the CRT.

\* Reading score is composite of Information and Poetry.

District 3 - Nova Central

School #: 165      St. Stephen's AG

**School**

*School data with 5 or fewer students withheld for reasons of confidentiality.*

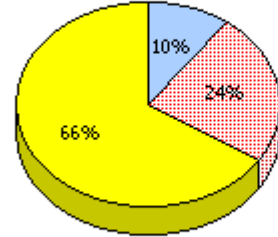
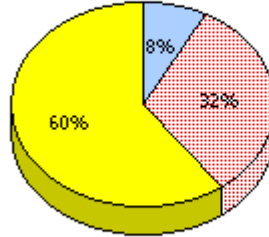
**Reading**

**District**

**Province**

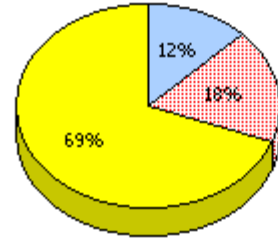
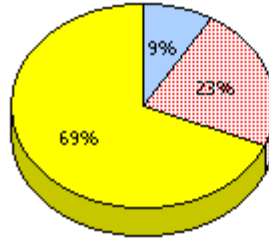
**2010**

AGR (3)



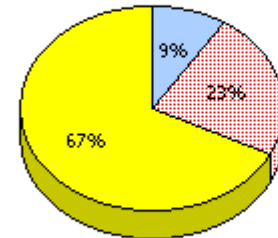
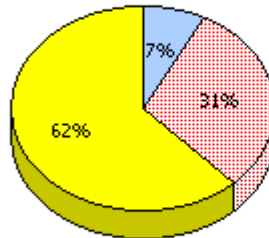
**2009**

AGR (3)



**2008**

AGR (0)



**2007**

AGR (4)



Unknown



Not Yet Meeting (1 or 2)



Meeting or Exceeding (3,4,5)

\* In some cases, CRT numbers may exceed AGR numbers based on late enrolments. Pie chart is based on the number of students who wrote the CRT.

\* Reading score is composite of Information and Poetry.

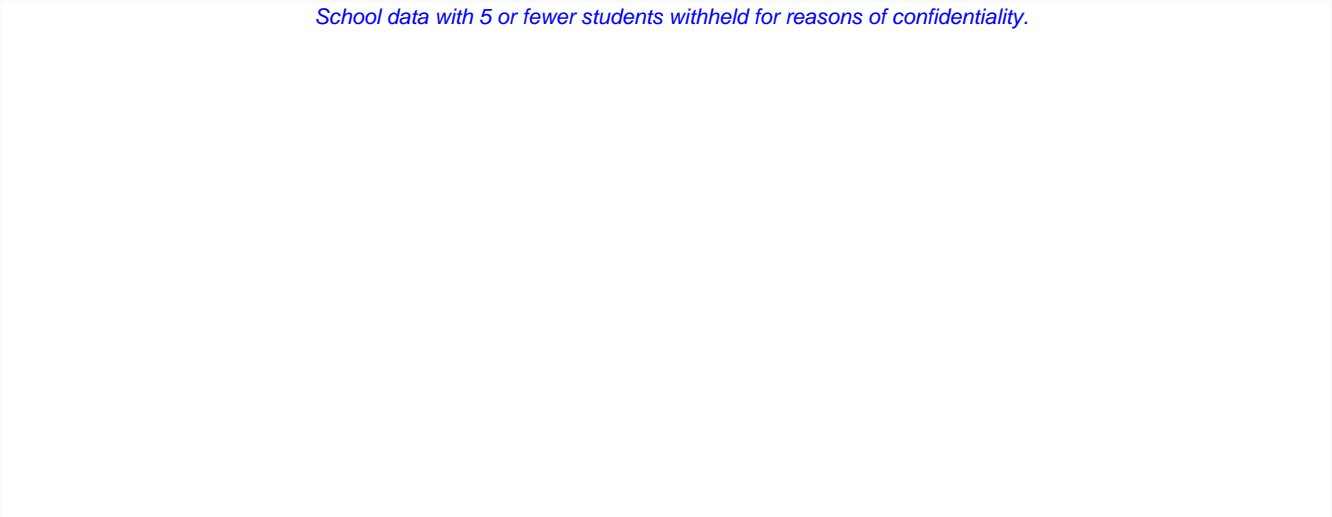
District 3 - Nova Central

School #: 165      St. Stephen's AG

**Demand Writing**

*Percentage of students at level 3 or above (2007 - 2010)*

*School data with 5 or fewer students withheld for reasons of confidentiality.*

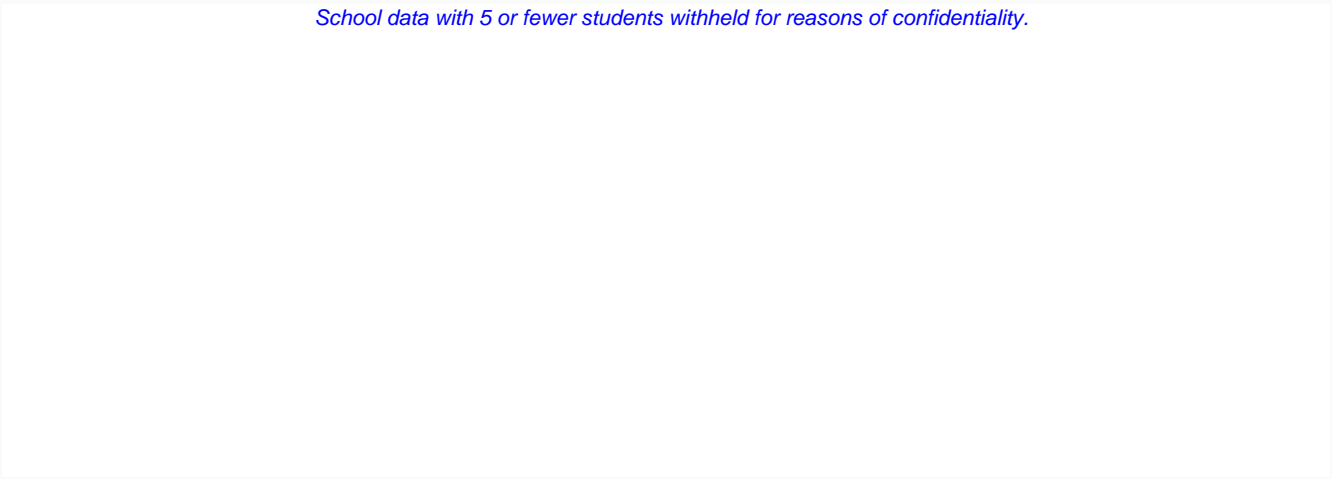


School     
  District     
  Province

**Reading**

*Percentage of students at level 3 or above (2007 - 2010)*

*School data with 5 or fewer students withheld for reasons of confidentiality.*



2007                                      2008                                      2009                                      2010

School     
  District     
  Province

\* In some cases, CRT numbers may exceed AGR numbers based on late enrolments. Pie chart is based on the number of students who wrote the CRT.

\* Reading score is composite of Information and Poetry.

District 3 - Nova Central

School #: 171 Indian River High School

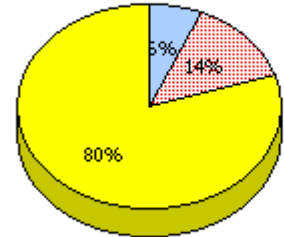
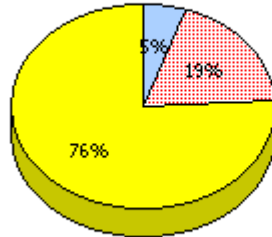
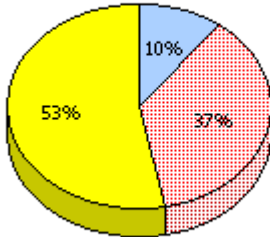
***Demand Writing***

***School***

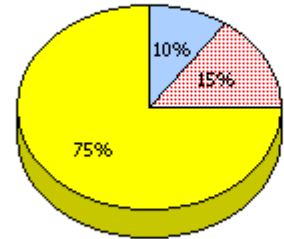
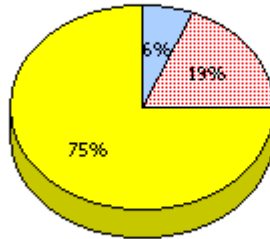
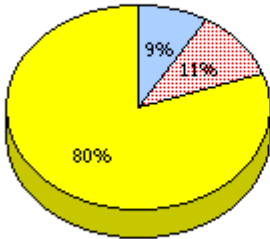
***District***

***Province***

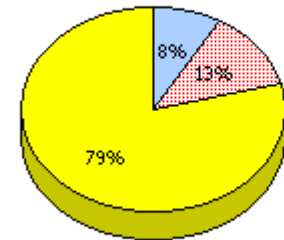
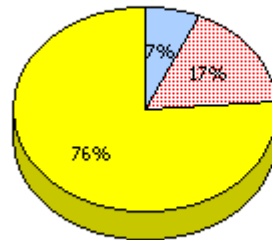
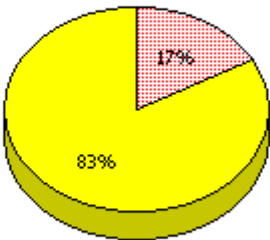
**2010**  
AGR (49)



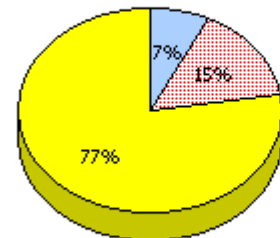
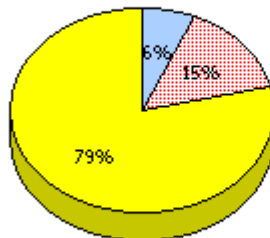
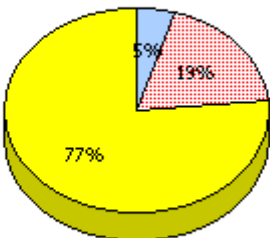
**2009**  
AGR (46)



**2008**  
AGR (46)



**2007**  
AGR (43)



\* In some cases, CRT numbers may exceed AGR numbers based on late enrolments. Pie chart is based on the number of students who wrote the CRT.

\* Reading score is composite of Information and Poetry.

District 3 - Nova Central

School #: 171 Indian River High School

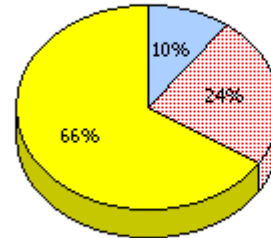
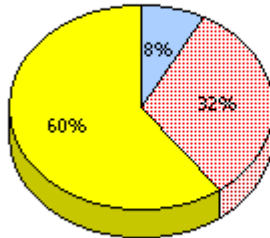
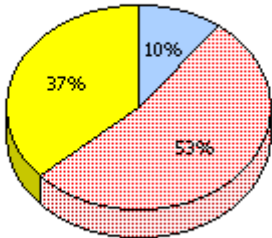
***Reading***

***School***

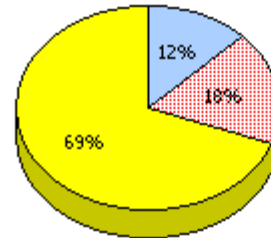
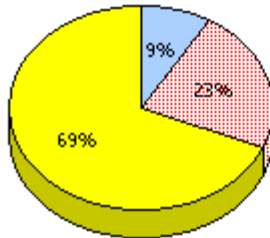
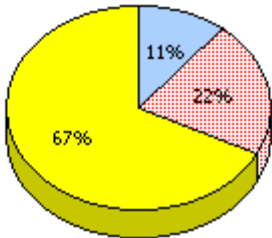
***District***

***Province***

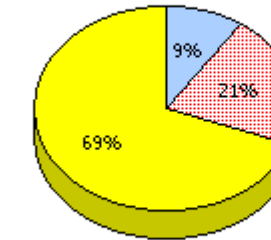
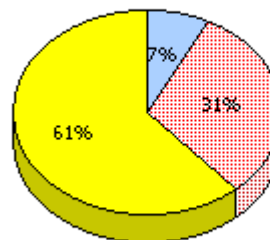
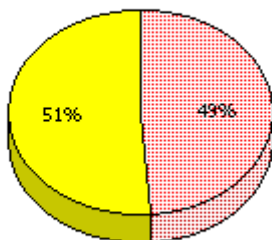
**2010**  
AGR (49)



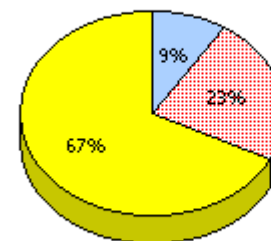
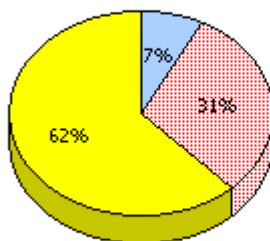
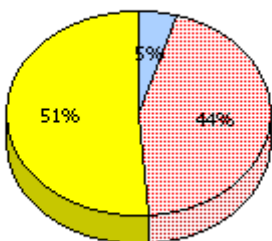
**2009**  
AGR (46)



**2008**  
AGR (46)



**2007**  
AGR (43)



*Unknown*



*Not Yet Meeting (1 or 2)*



*Meeting or Exceeding (3,4,5)*

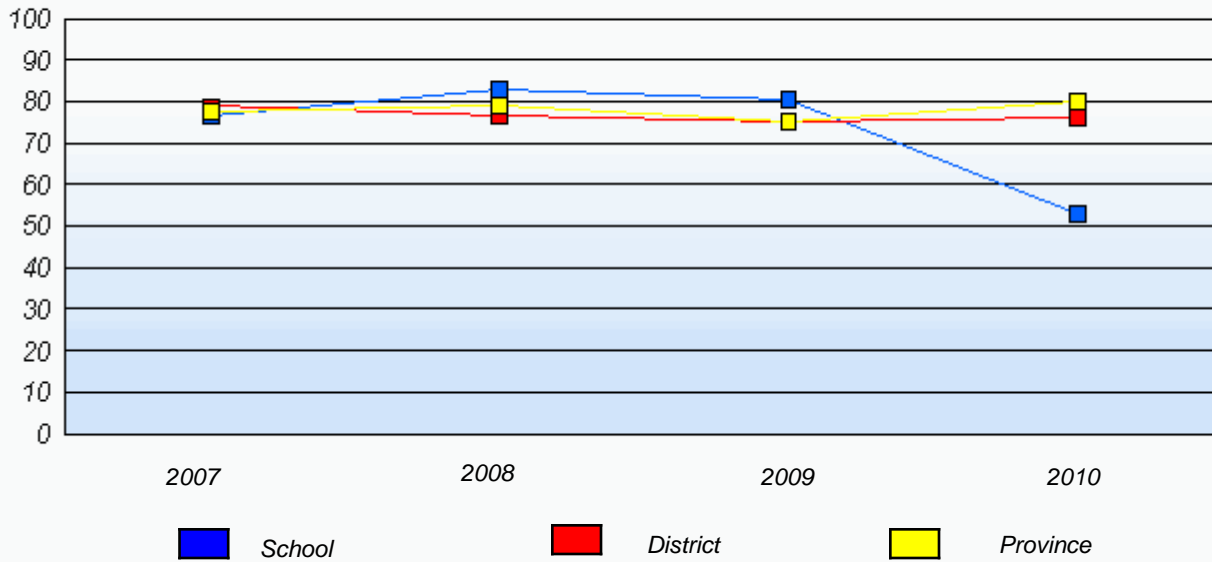
\* In some cases, CRT numbers may exceed AGR numbers based on late enrolments. Pie chart is based on the number of students who wrote the CRT.

\* Reading score is composite of Information and Poetry.

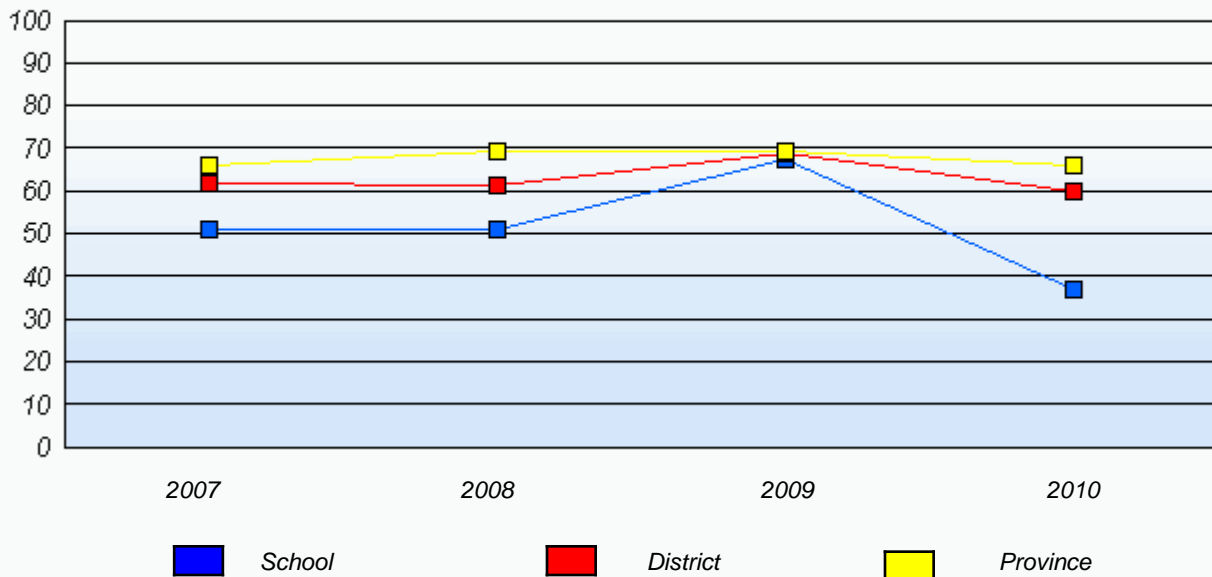
District 3 - Nova Central

School #: 171 Indian River High School

**Demand Writing**  
Percentage of students at level 3 or above (2007 - 2010)



**Reading**  
Percentage of students at level 3 or above (2007 - 2010)



\* In some cases, CRT numbers may exceed AGR numbers based on late enrolments. Pie chart is based on the number of students who wrote the CRT.

\* Reading score is composite of Information and Poetry.

District 3 - Nova Central

School #: 174      St. Peter's Academy

***Demand Writing***

***School***

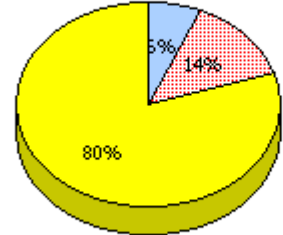
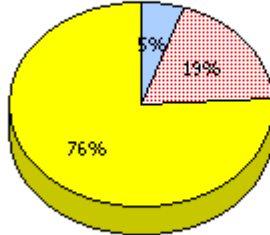
*School data with 5 or fewer students  
withheld for reasons of confidentiality.*

***District***

***Province***

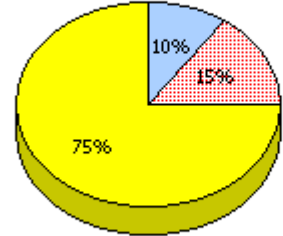
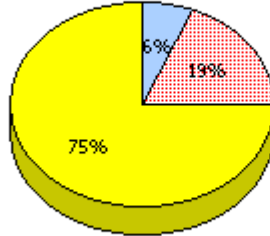
**2010**

AGR (4)



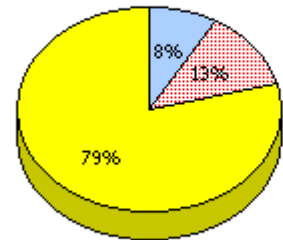
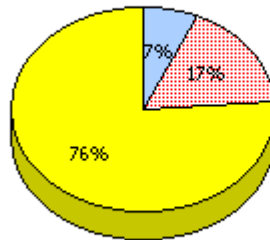
**2009**

AGR (7)



**2008**

AGR (3)



**2007**

AGR (0)



Unknown



Not Yet Meeting (1 or 2)



Meeting or Exceeding (3,4,5)

\* In some cases, CRT numbers may exceed AGR numbers based on late enrolments. Pie chart is based on the number of students who wrote the CRT.

\* Reading score is composite of Information and Poetry.



District 3 - Nova Central

School #: 174      St. Peter's Academy

**School**

*School data with 5 or fewer students withheld for reasons of confidentiality.*

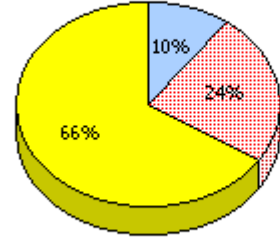
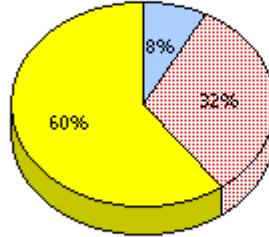
**Reading**

**District**

**Province**

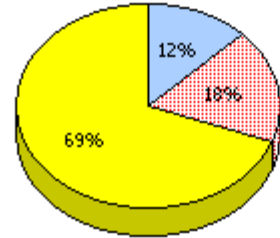
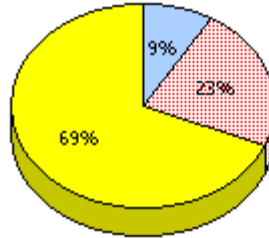
**2010**

AGR (4)



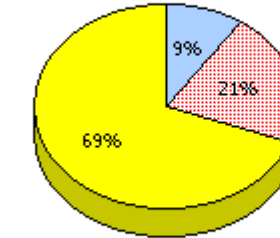
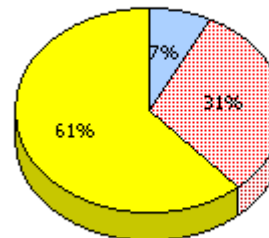
**2009**

AGR (7)



**2008**

AGR (3)



**2007**

AGR (0)



Unknown



Not Yet Meeting (1 or 2)



Meeting or Exceeding (3,4,5)

\* In some cases, CRT numbers may exceed AGR numbers based on late enrolments. Pie chart is based on the number of students who wrote the CRT.

\* Reading score is composite of Information and Poetry.

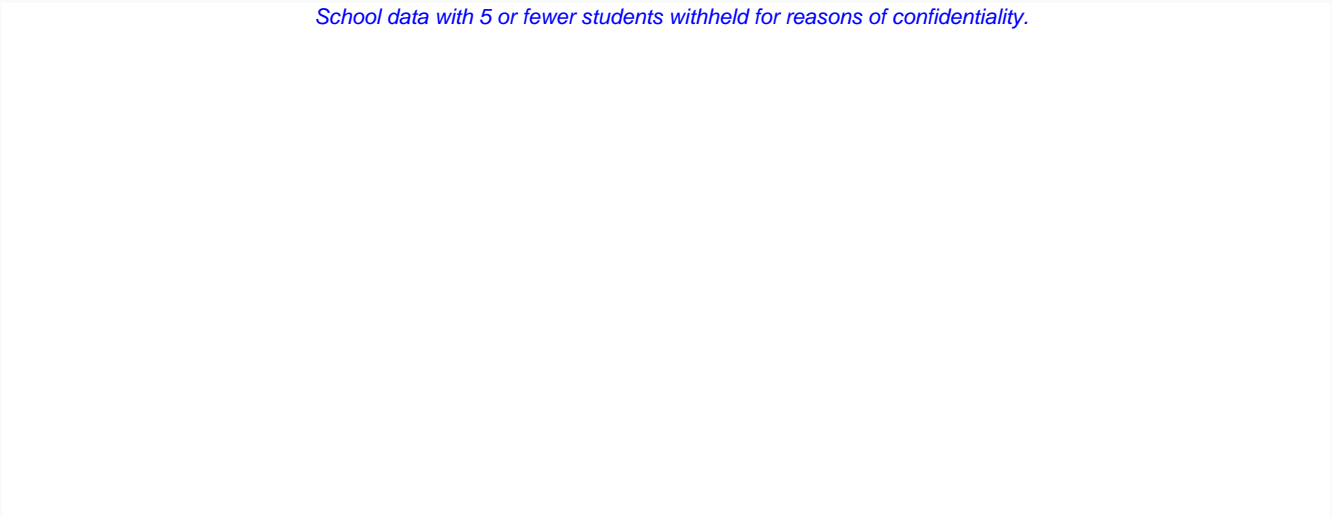
District 3 - Nova Central

School #: 174      St. Peter's Academy

**Demand Writing**

*Percentage of students at level 3 or above (2007 - 2010)*

*School data with 5 or fewer students withheld for reasons of confidentiality.*

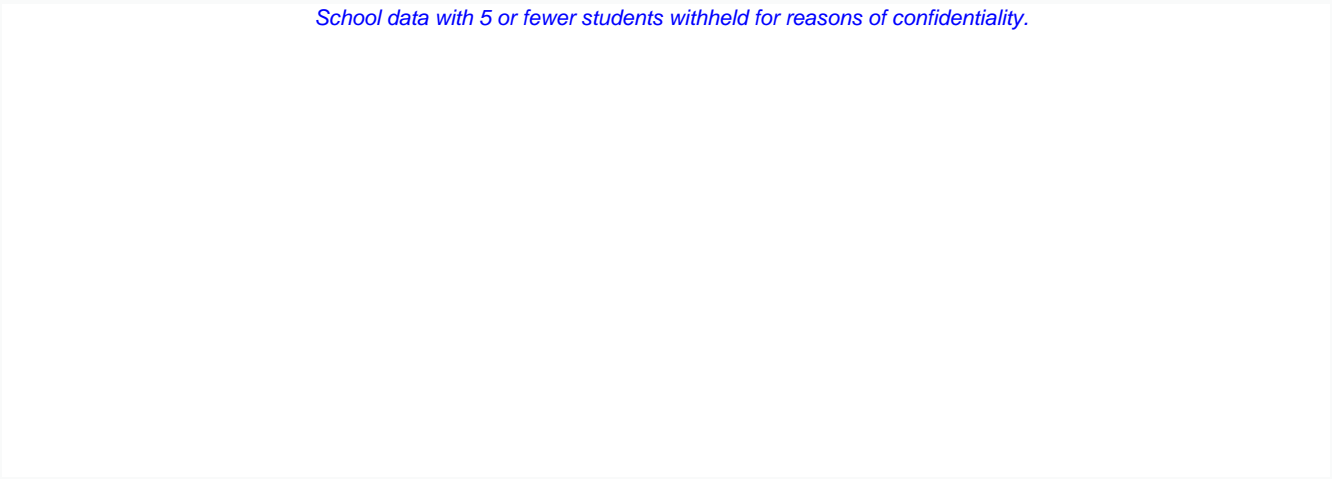


School
  District
  Province

**Reading**

*Percentage of students at level 3 or above (2007 - 2010)*

*School data with 5 or fewer students withheld for reasons of confidentiality.*



2007                                      2008                                      2009                                      2010

School
  District
  Province

\* In some cases, CRT numbers may exceed AGR numbers based on late enrolments. Pie chart is based on the number of students who wrote the CRT.

\* Reading score is composite of Information and Poetry.

District 3 - Nova Central

School #: 177      Greenwood Academy

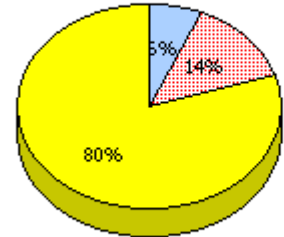
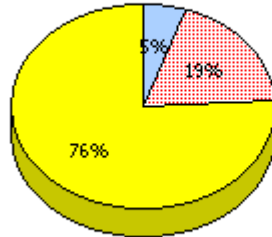
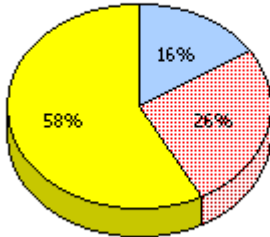
***Demand Writing***

***School***

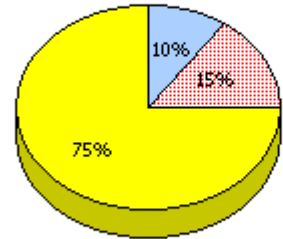
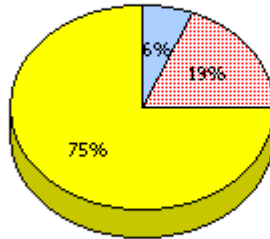
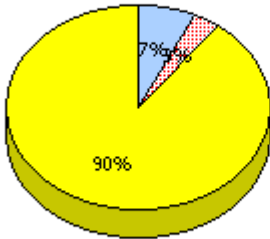
***District***

***Province***

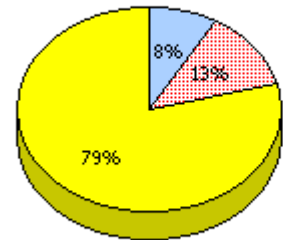
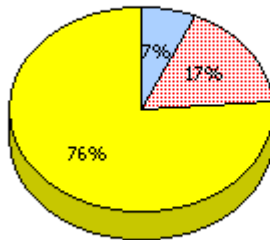
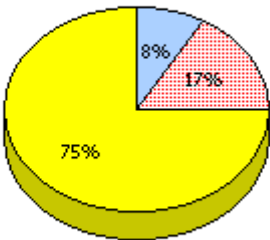
**2010**  
AGR (19)



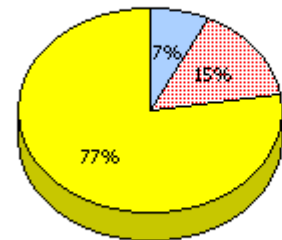
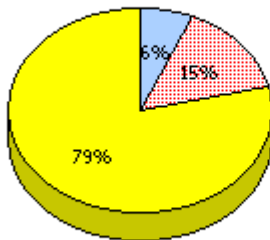
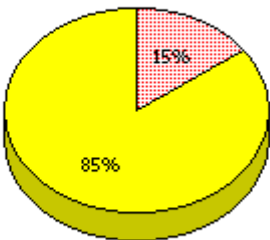
**2009**  
AGR (29)



**2008**  
AGR (24)



**2007**  
AGR (20)



Unknown



Not Yet Meeting (1 or 2)



Meeting or Exceeding (3,4,5)

\* In some cases, CRT numbers may exceed AGR numbers based on late enrolments. Pie chart is based on the number of students who wrote the CRT.

\* Reading score is composite of Information and Poetry.

District 3 - Nova Central

School #: 177      Greenwood Academy

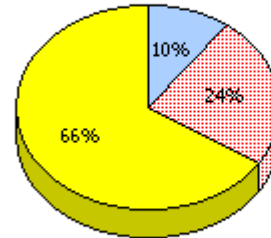
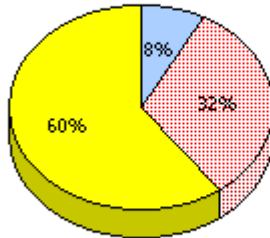
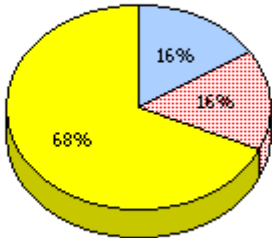
**Reading**

**School**

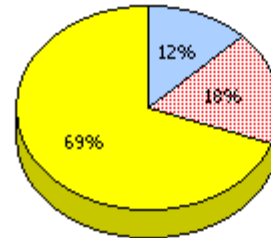
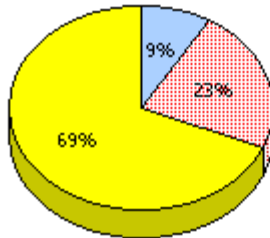
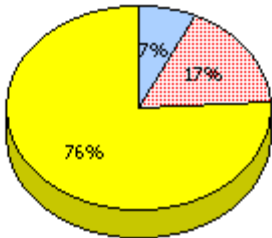
**District**

**Province**

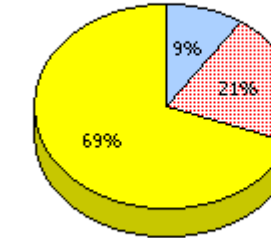
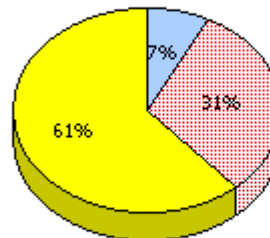
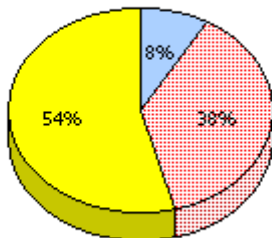
**2010**  
AGR (19)



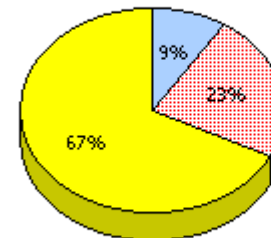
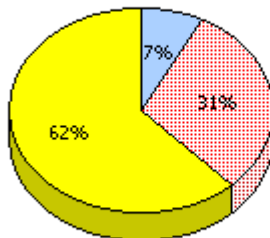
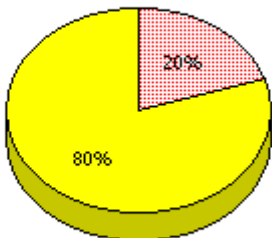
**2009**  
AGR (29)



**2008**  
AGR (24)



**2007**  
AGR (20)



Unknown



Not Yet Meeting (1 or 2)



Meeting or Exceeding (3,4,5)

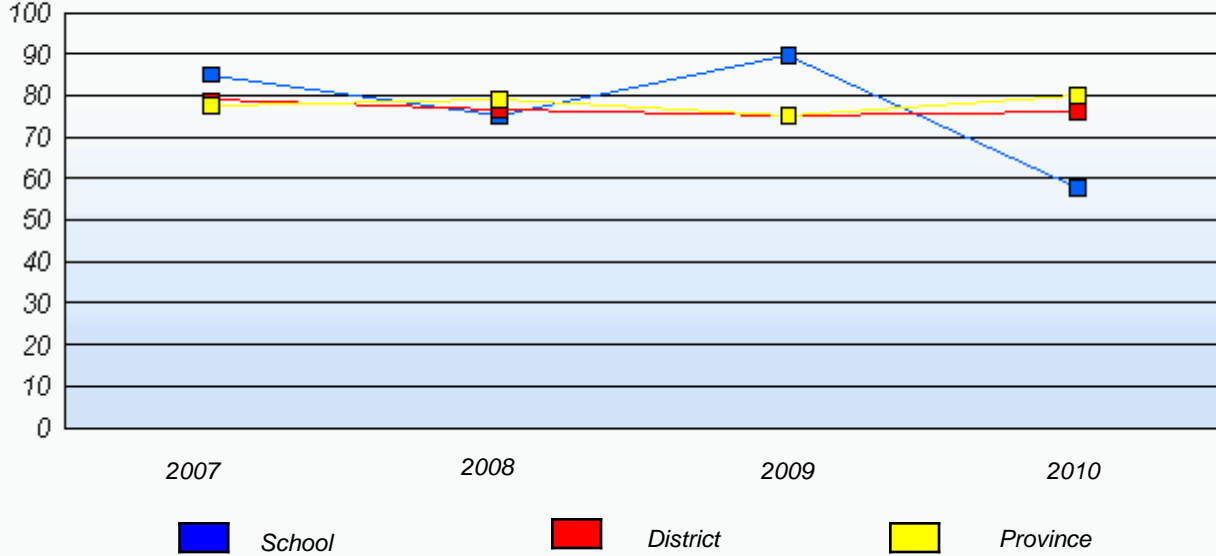
\* In some cases, CRT numbers may exceed AGR numbers based on late enrolments. Pie chart is based on the number of students who wrote the CRT.

\* Reading score is composite of Information and Poetry.

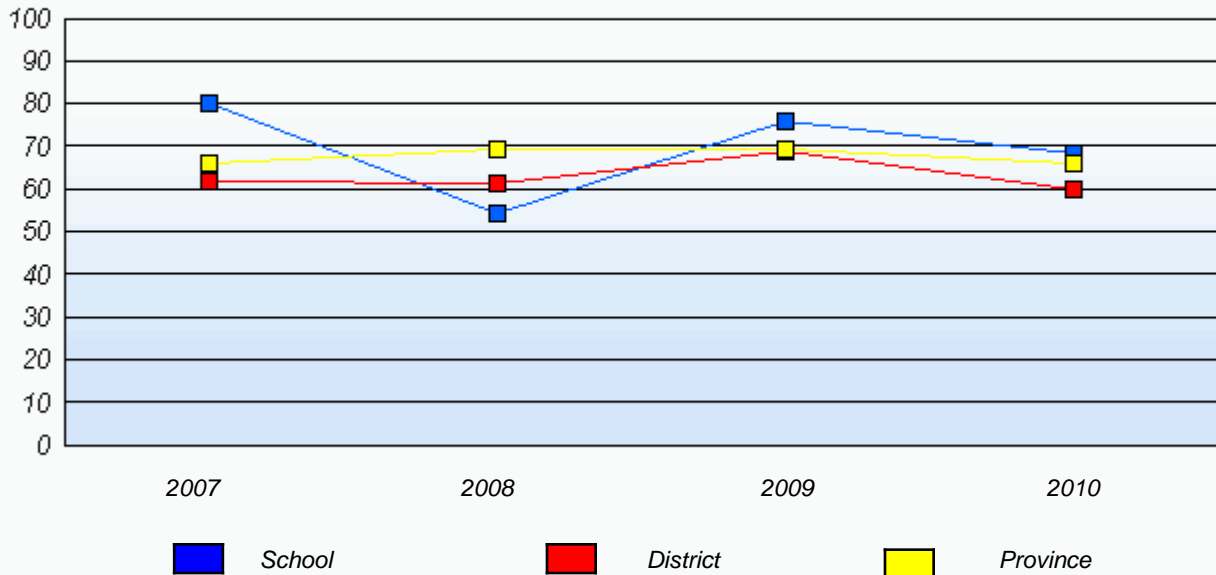
District 3 - Nova Central

School #: 177      Greenwood Academy

**Demand Writing**  
 Percentage of students at level 3 or above (2007 - 2010)



**Reading**  
 Percentage of students at level 3 or above (2007 - 2010)



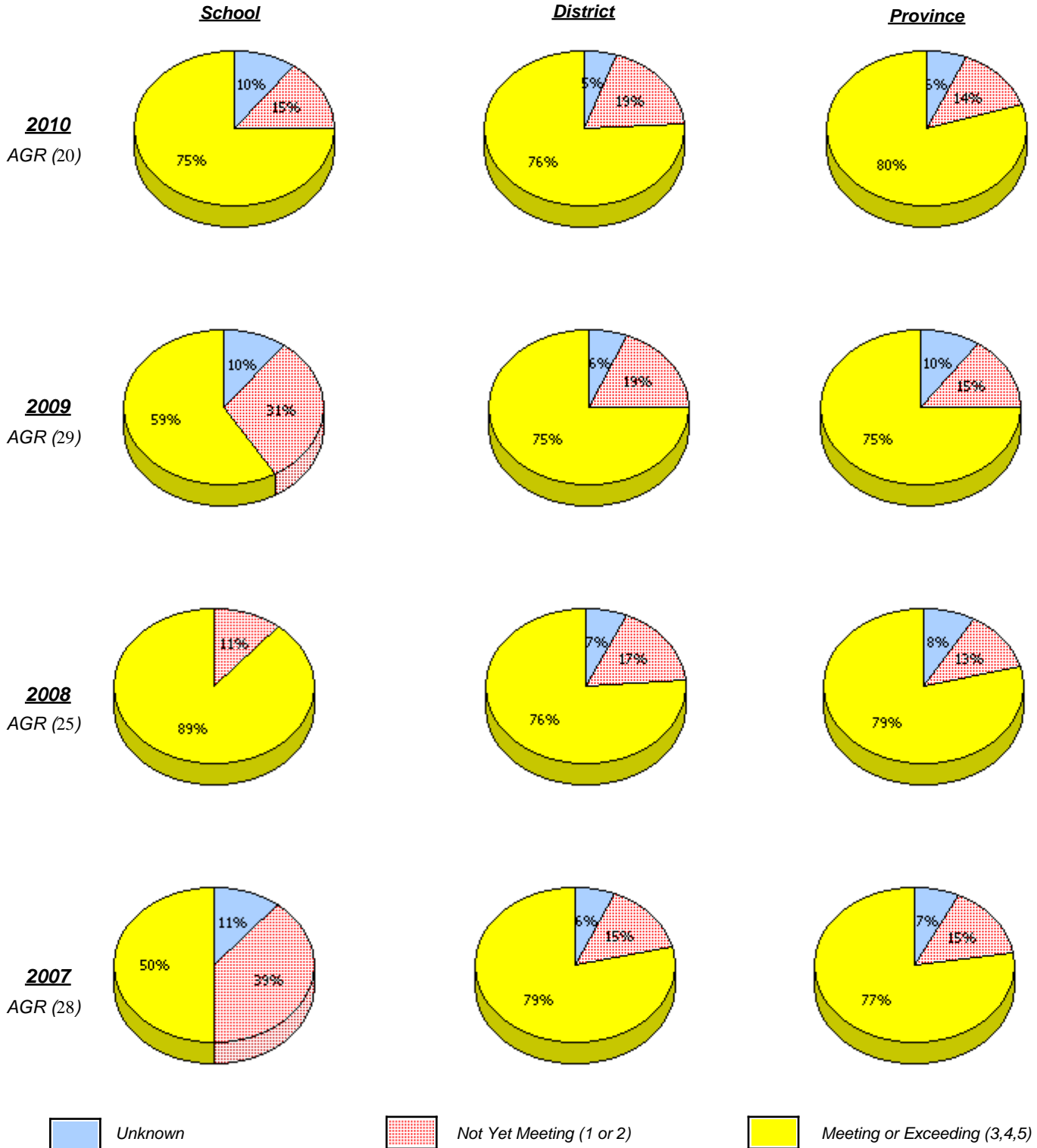
\* In some cases, CRT numbers may exceed AGR numbers based on late enrolments. Pie chart is based on the number of students who wrote the CRT.

\* Reading score is composite of Information and Poetry.

District 3 - Nova Central

School #: 178 Phoenix Academy

***Demand Writing***



\* In some cases, CRT numbers may exceed AGR numbers based on late enrolments. Pie chart is based on the number of students who wrote the CRT.

\* Reading score is composite of Information and Poetry.

District 3 - Nova Central

School #: 178 Phoenix Academy

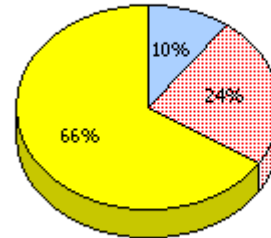
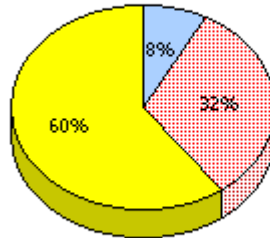
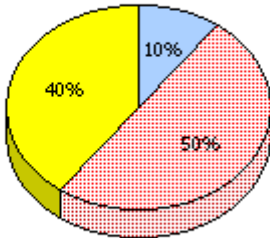
**Reading**

**School**

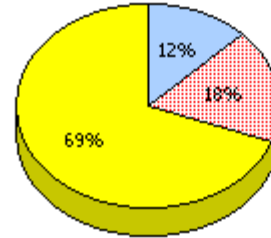
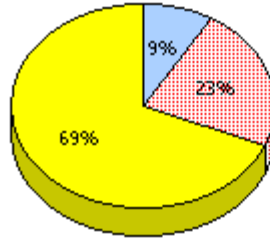
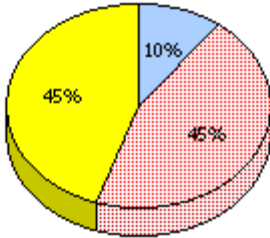
**District**

**Province**

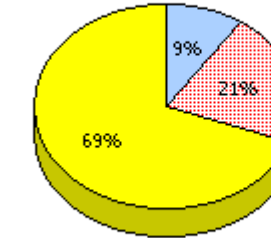
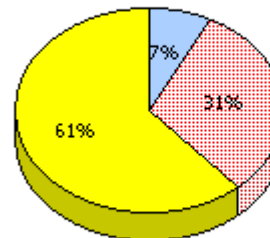
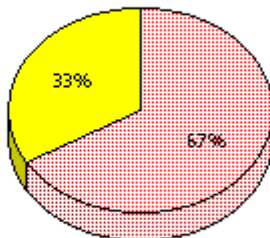
**2010**  
AGR (20)



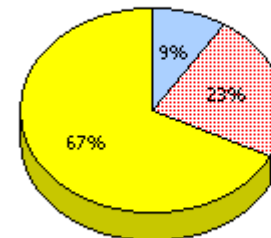
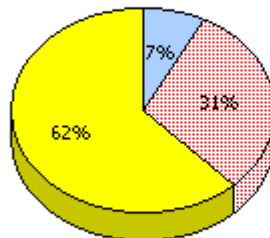
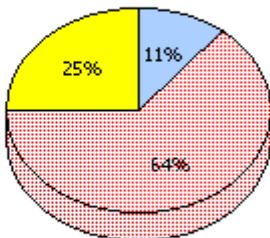
**2009**  
AGR (29)



**2008**  
AGR (25)



**2007**  
AGR (28)



Unknown



Not Yet Meeting (1 or 2)



Meeting or Exceeding (3,4,5)

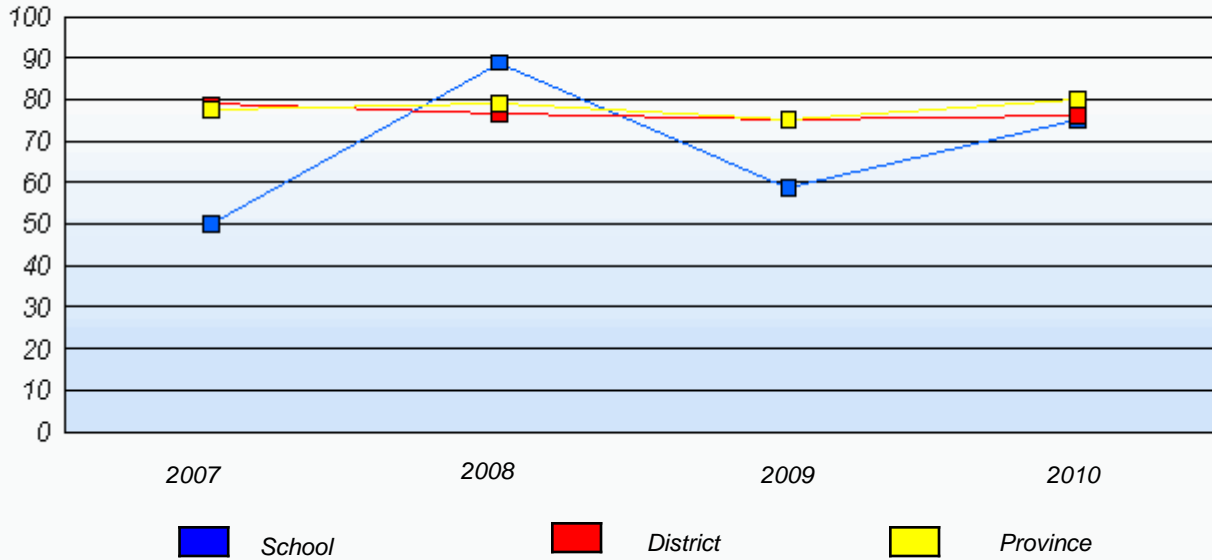
\* In some cases, CRT numbers may exceed AGR numbers based on late enrolments. Pie chart is based on the number of students who wrote the CRT.

\* Reading score is composite of Information and Poetry.

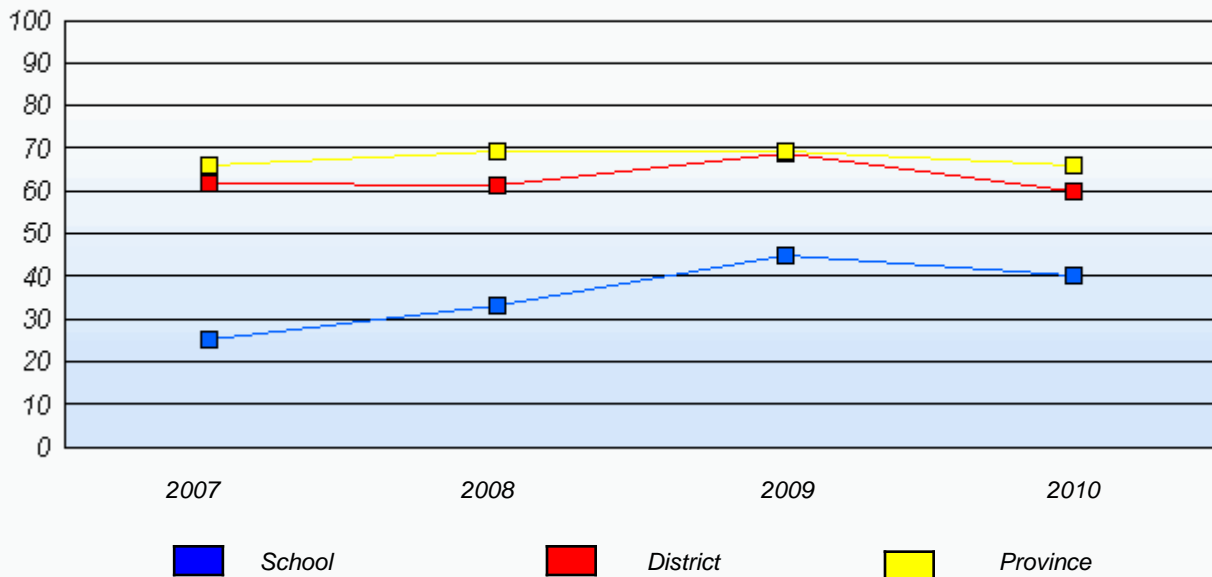
District 3 - Nova Central

School #: 178 Phoenix Academy

**Demand Writing**  
Percentage of students at level 3 or above (2007 - 2010)



**Reading**  
Percentage of students at level 3 or above (2007 - 2010)



\* In some cases, CRT numbers may exceed AGR numbers based on late enrolments. Pie chart is based on the number of students who wrote the CRT.

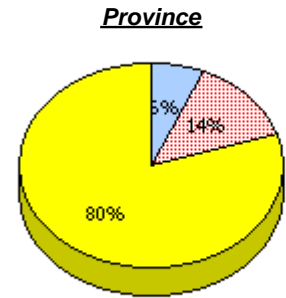
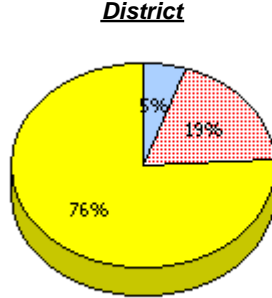
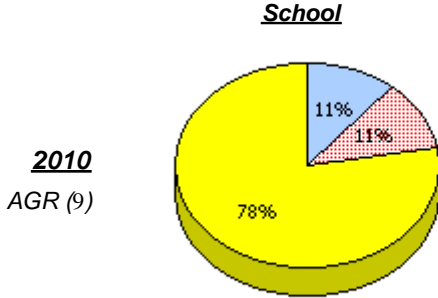
\* Reading score is composite of Information and Poetry.



District 3 - Nova Central

School #: 179      Centreville Academy

***Demand Writing***



**2009**  
AGR (0)

**2008**  
AGR (0)

**2007**  
AGR (0)



\* In some cases, CRT numbers may exceed AGR numbers based on late enrolments. Pie chart is based on the number of students who wrote the CRT.

\* Reading score is composite of Information and Poetry.

District 3 - Nova Central

School #: 179      Centreville Academy

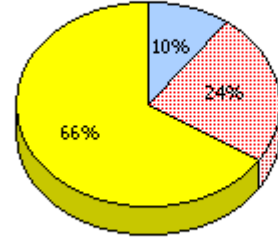
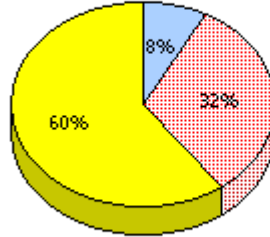
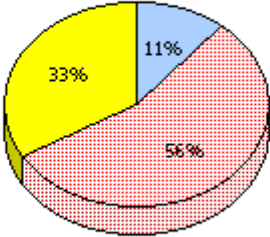
***Reading***

***School***

***District***

***Province***

**2010**  
AGR (9)



**2009**  
AGR (0)

**2008**  
AGR (0)

**2007**  
AGR (0)



*Unknown*



*Not Yet Meeting (1 or 2)*



*Meeting or Exceeding (3,4,5)*

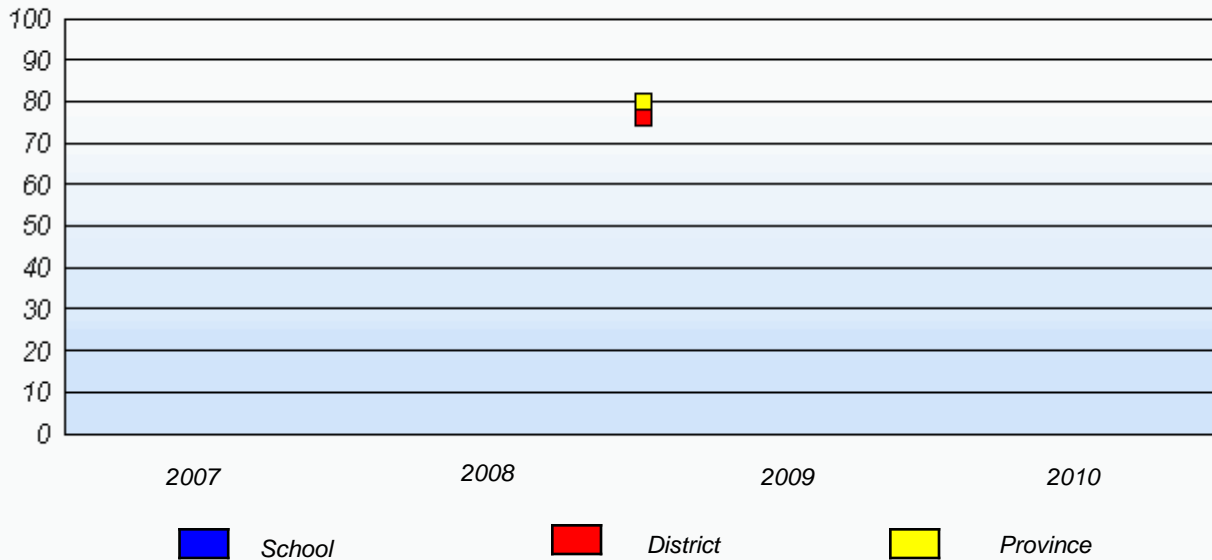
\* In some cases, CRT numbers may exceed AGR numbers based on late enrolments. Pie chart is based on the number of students who wrote the CRT.

\* Reading score is composite of Information and Poetry.

District 3 - Nova Central

School #: 179      Centreville Academy

**Demand Writing**  
 Percentage of students at level 3 or above (2007 - 2010)



**Reading**  
 Percentage of students at level 3 or above (2007 - 2010)



\* In some cases, CRT numbers may exceed AGR numbers based on late enrolments. Pie chart is based on the number of students who wrote the CRT.

\* Reading score is composite of Information and Poetry.

District 3 - Nova Central

School #: 183 William Mercer Academy

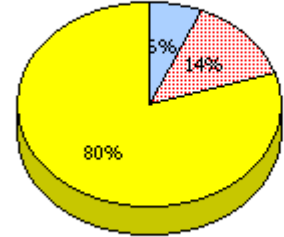
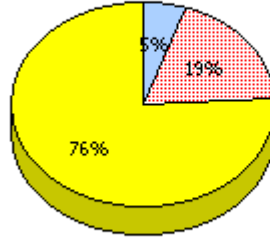
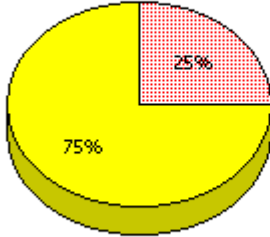
***Demand Writing***

***School***

***District***

***Province***

**2010**  
AGR (16)



**2009**  
AGR (0)

**2008**  
AGR (0)

**2007**  
AGR (0)



Unknown



Not Yet Meeting (1 or 2)



Meeting or Exceeding (3,4,5)

\* In some cases, CRT numbers may exceed AGR numbers based on late enrolments. Pie chart is based on the number of students who wrote the CRT.

\* Reading score is composite of Information and Poetry.

District 3 - Nova Central

School #: 183 William Mercer Academy

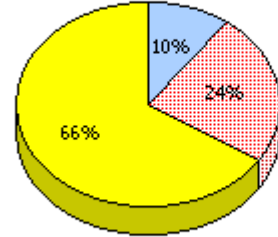
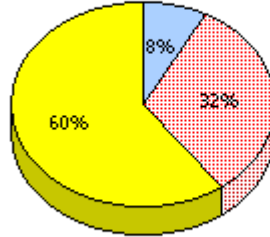
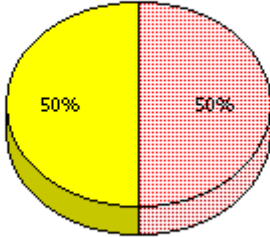
**Reading**

**School**

**District**

**Province**

**2010**  
AGR (16)



**2009**  
AGR (0)

**2008**  
AGR (0)

**2007**  
AGR (0)



Unknown



Not Yet Meeting (1 or 2)



Meeting or Exceeding (3,4,5)

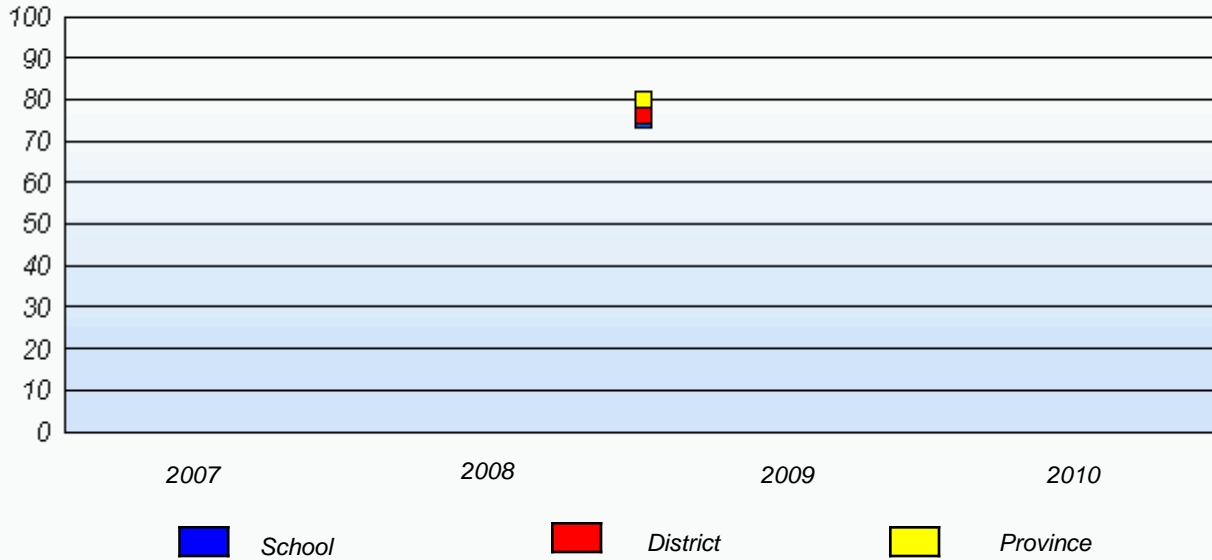
\* In some cases, CRT numbers may exceed AGR numbers based on late enrolments. Pie chart is based on the number of students who wrote the CRT.

\* Reading score is composite of Information and Poetry.

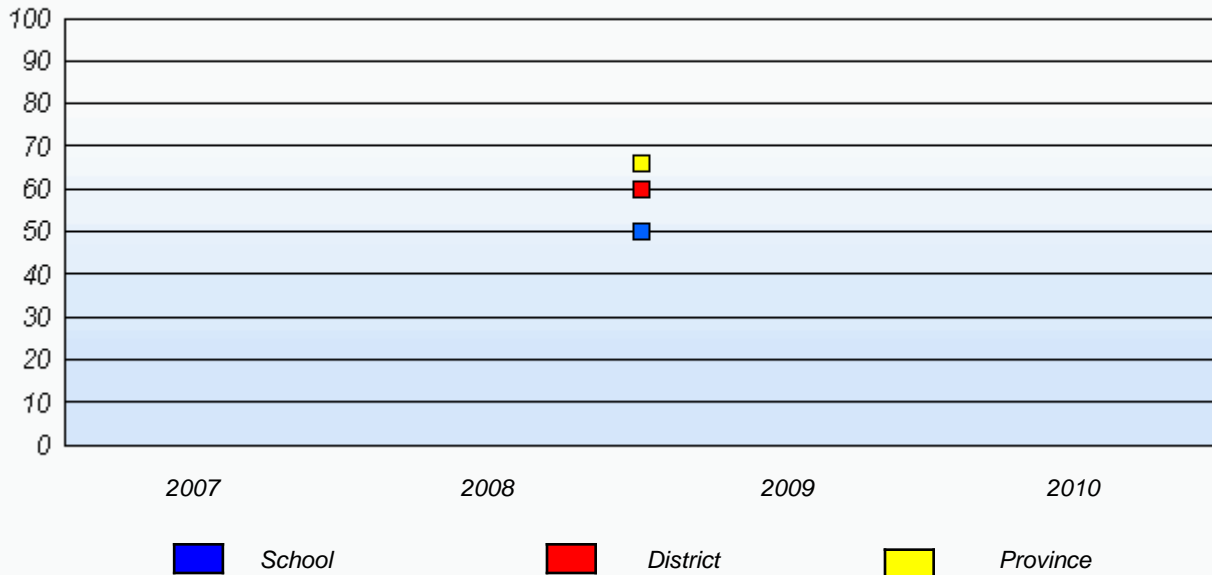
District 3 - Nova Central

School #: 183      William Mercer Academy

**Demand Writing**  
 Percentage of students at level 3 or above (2007 - 2010)



**Reading**  
 Percentage of students at level 3 or above (2007 - 2010)



\* In some cases, CRT numbers may exceed AGR numbers based on late enrolments. Pie chart is based on the number of students who wrote the CRT.

\* Reading score is composite of Information and Poetry.

District 3 - Nova Central

School #: 192      Lumsden Academy

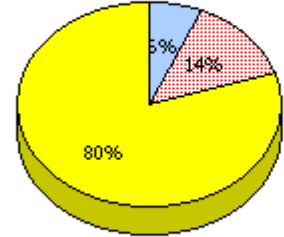
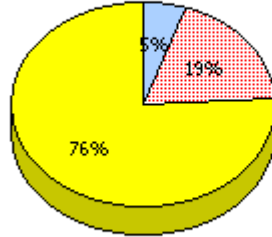
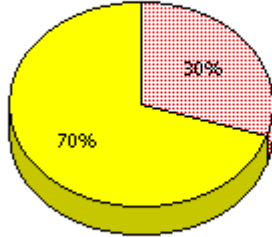
***Demand Writing***

***School***

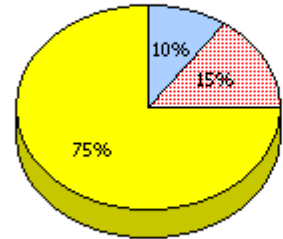
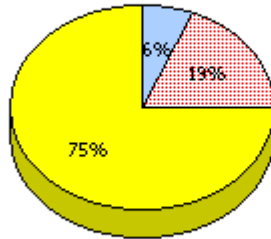
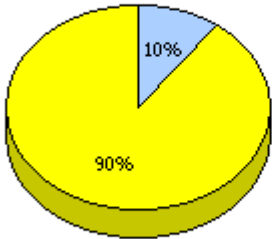
***District***

***Province***

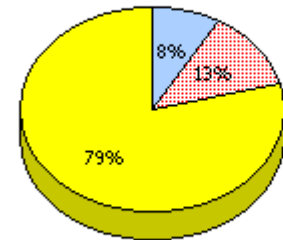
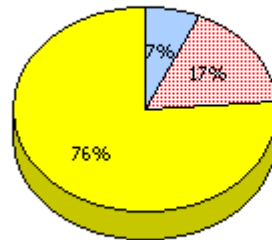
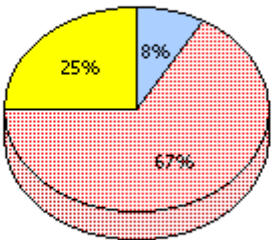
**2010**  
AGR (10)



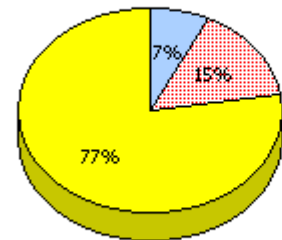
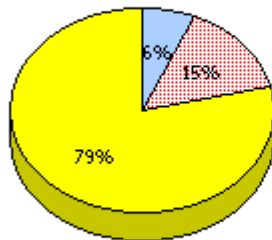
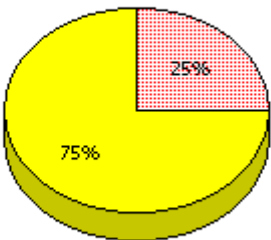
**2009**  
AGR (10)



**2008**  
AGR (12)



**2007**  
AGR (4)



*Unknown*     
  *Not Yet Meeting (1 or 2)*     
  *Meeting or Exceeding (3,4,5)*

\* In some cases, CRT numbers may exceed AGR numbers based on late enrolments. Pie chart is based on the number of students who wrote the CRT.

\* Reading score is composite of Information and Poetry.

District 3 - Nova Central

School #: 192      Lumsden Academy

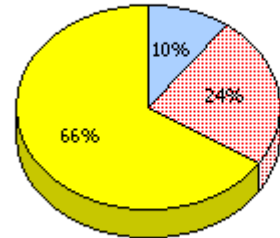
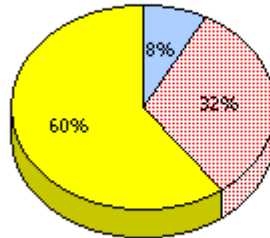
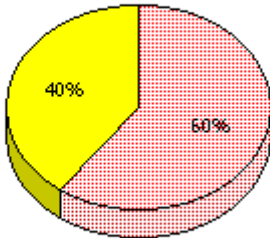
***Reading***

***School***

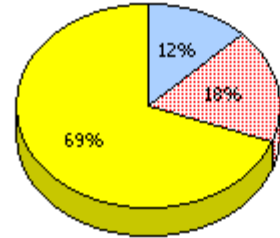
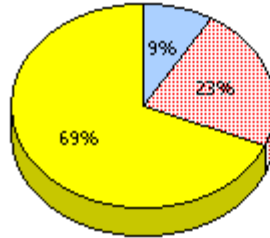
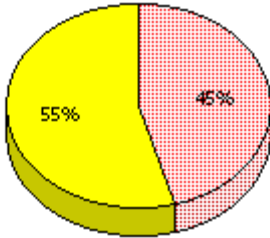
***District***

***Province***

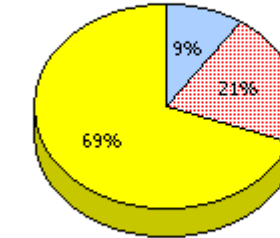
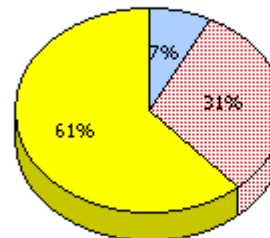
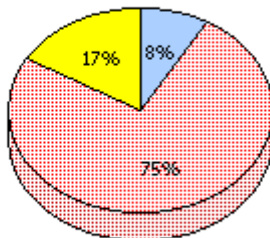
**2010**  
AGR (10)



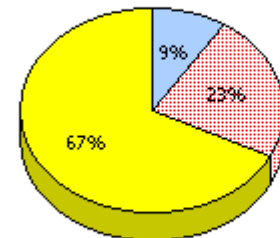
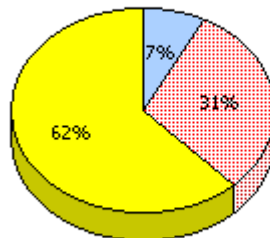
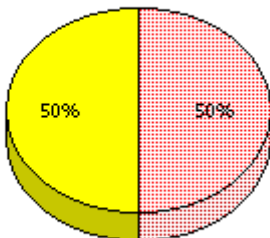
**2009**  
AGR (10)



**2008**  
AGR (12)



**2007**  
AGR (4)



*Unknown*



*Not Yet Meeting (1 or 2)*



*Meeting or Exceeding (3,4,5)*

\* In some cases, CRT numbers may exceed AGR numbers based on late enrolments. Pie chart is based on the number of students who wrote the CRT.

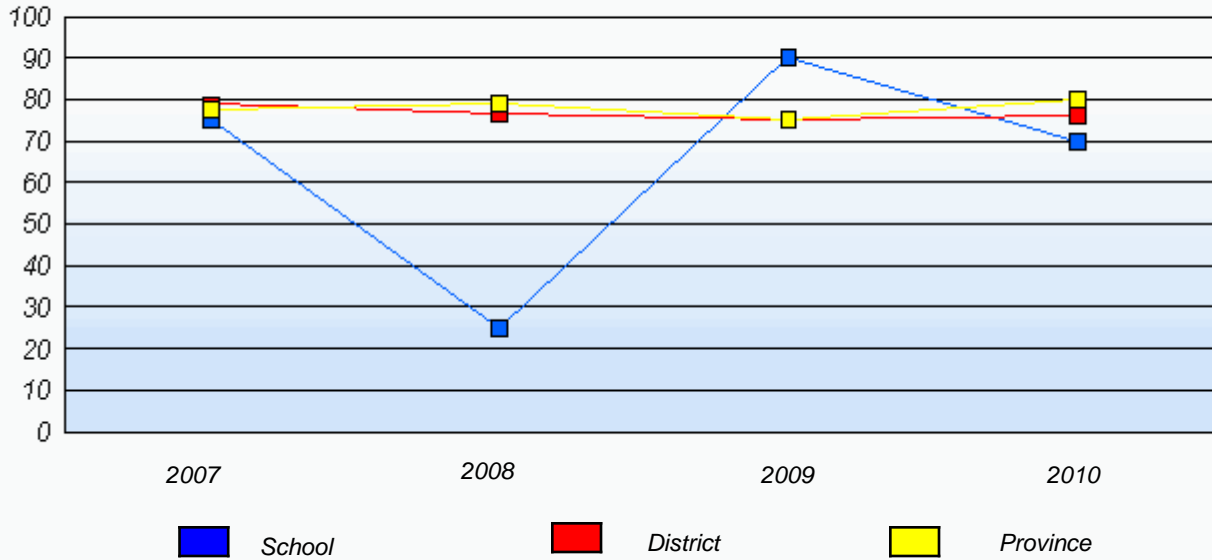
\* Reading score is composite of Information and Poetry.



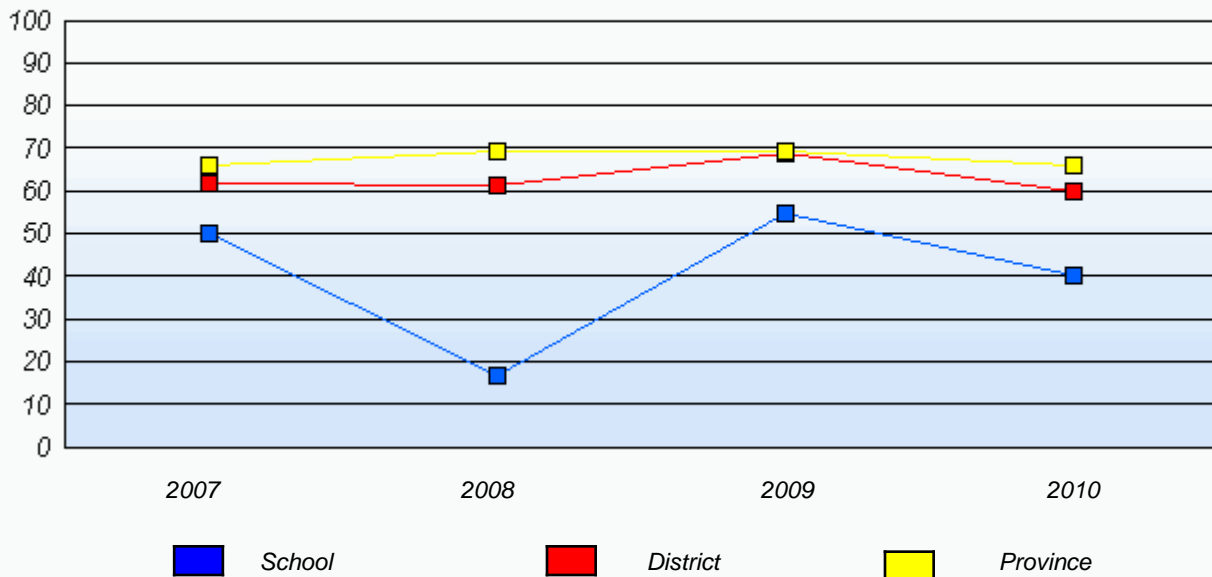
District 3 - Nova Central

School #: 192      Lumsden Academy

**Demand Writing**  
Percentage of students at level 3 or above (2007 - 2010)



**Reading**  
Percentage of students at level 3 or above (2007 - 2010)



\* In some cases, CRT numbers may exceed AGR numbers based on late enrolments. Pie chart is based on the number of students who wrote the CRT.

\* Reading score is composite of Information and Poetry.

District 3 - Nova Central

School #: 194 Gill Memorial Academy

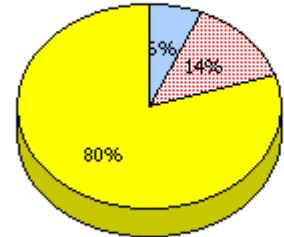
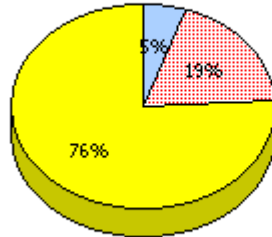
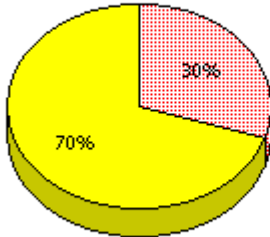
***Demand Writing***

***School***

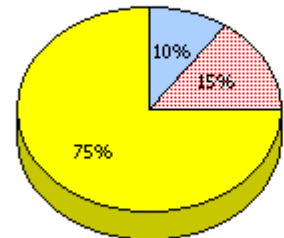
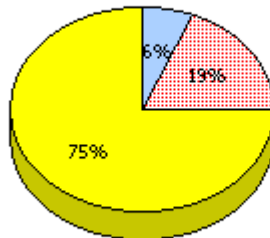
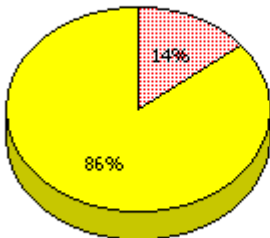
***District***

***Province***

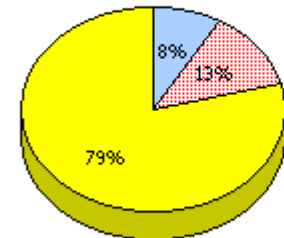
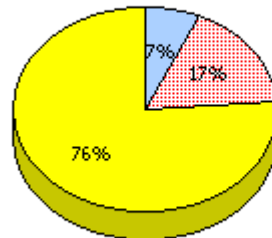
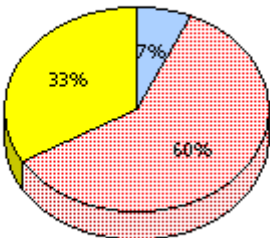
**2010**  
AGR (10)



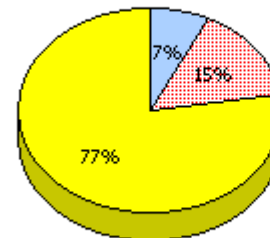
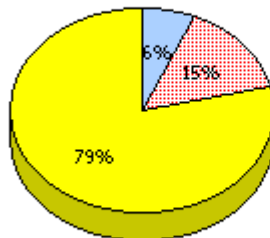
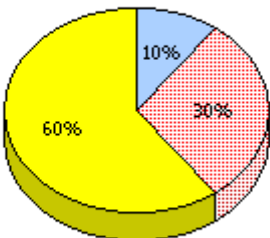
**2009**  
AGR (7)



**2008**  
AGR (15)



**2007**  
AGR (10)



Unknown



Not Yet Meeting (1 or 2)



Meeting or Exceeding (3,4,5)

\* In some cases, CRT numbers may exceed AGR numbers based on late enrolments. Pie chart is based on the number of students who wrote the CRT.

\* Reading score is composite of Information and Poetry.

District 3 - Nova Central

School #: 194 Gill Memorial Academy

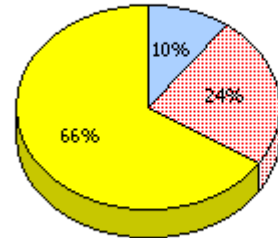
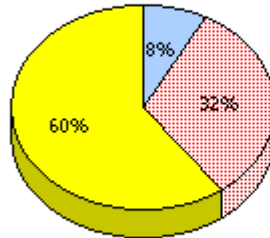
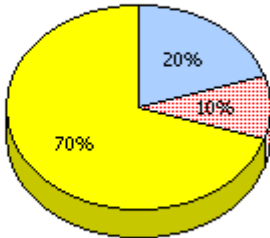
**Reading**

**School**

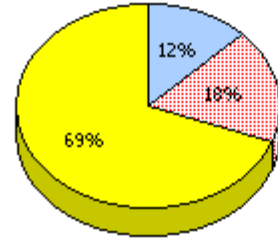
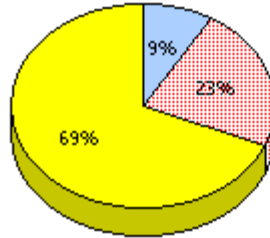
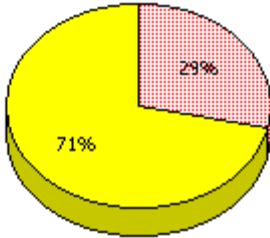
**District**

**Province**

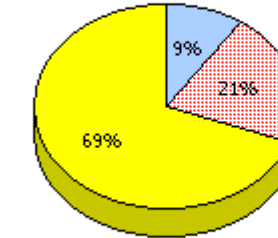
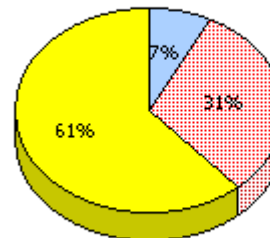
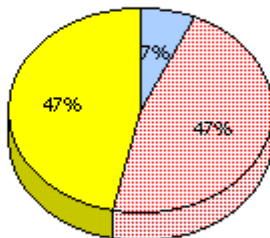
**2010**  
AGR (10)



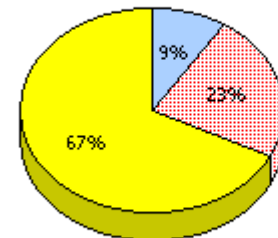
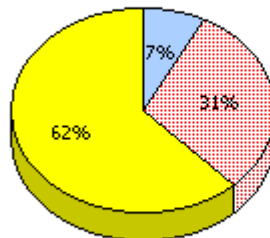
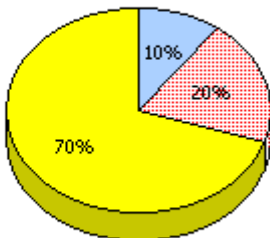
**2009**  
AGR (7)



**2008**  
AGR (15)



**2007**  
AGR (10)



Unknown



Not Yet Meeting (1 or 2)



Meeting or Exceeding (3,4,5)

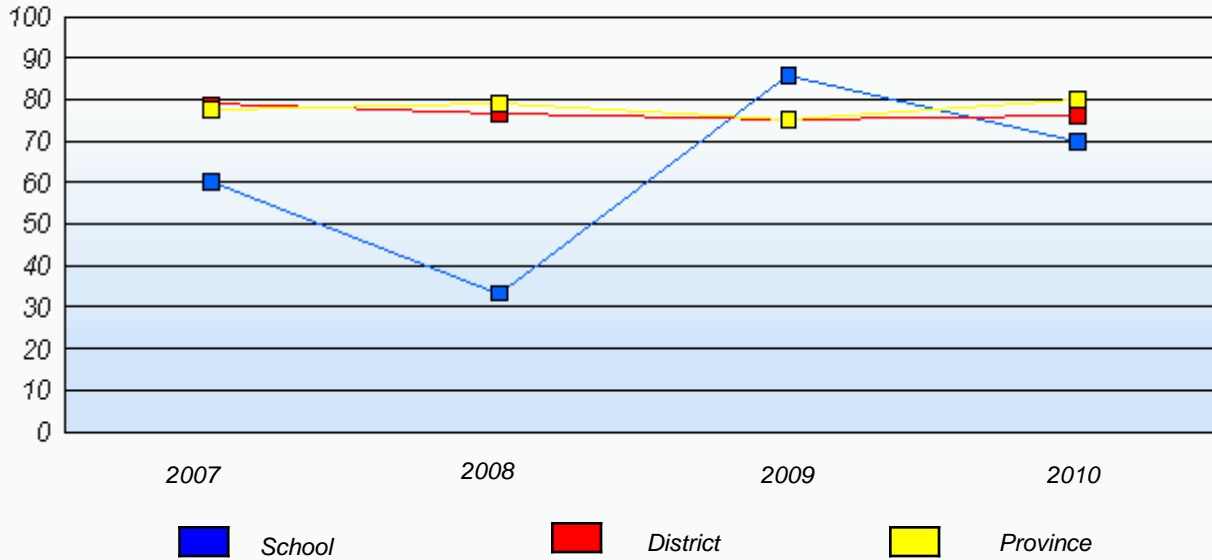
\* In some cases, CRT numbers may exceed AGR numbers based on late enrolments. Pie chart is based on the number of students who wrote the CRT.

\* Reading score is composite of Information and Poetry.

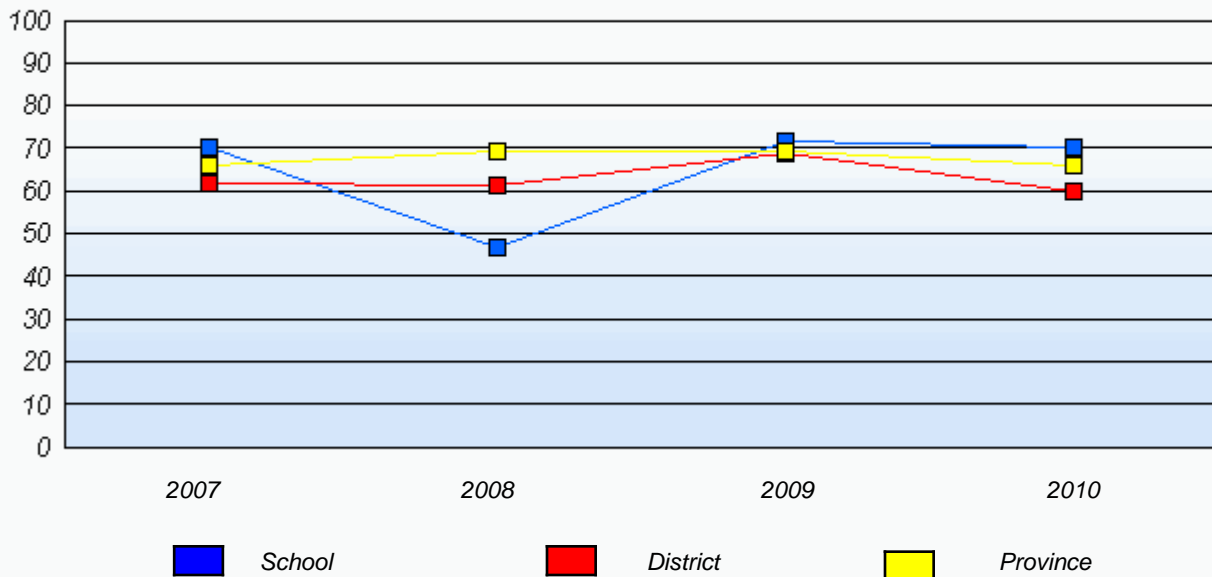
District 3 - Nova Central

School #: 194 Gill Memorial Academy

**Demand Writing**  
 Percentage of students at level 3 or above (2007 - 2010)



**Reading**  
 Percentage of students at level 3 or above (2007 - 2010)



\* In some cases, CRT numbers may exceed AGR numbers based on late enrolments. Pie chart is based on the number of students who wrote the CRT.

\* Reading score is composite of Information and Poetry.

District 3 - Nova Central

School #: 196      St. Gabriel's AG

***Demand Writing***

***School***

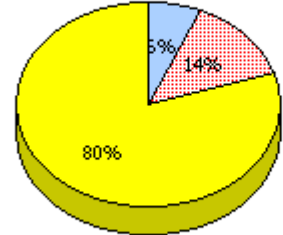
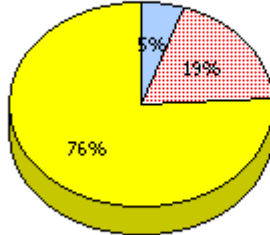
*School data with 5 or fewer students  
withheld for reasons of confidentiality.*

***District***

***Province***

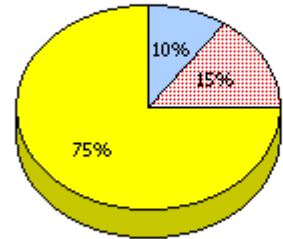
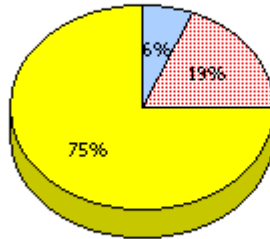
**2010**

AGR (2)



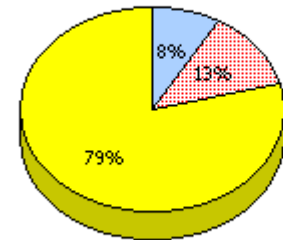
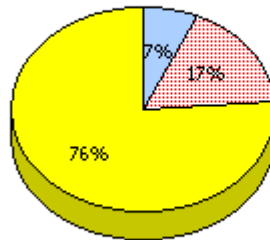
**2009**

AGR (2)



**2008**

AGR (1)



**2007**

AGR (0)



Unknown



Not Yet Meeting (1 or 2)



Meeting or Exceeding (3,4,5)

\* In some cases, CRT numbers may exceed AGR numbers based on late enrolments. Pie chart is based on the number of students who wrote the CRT.

\* Reading score is composite of Information and Poetry.

District 3 - Nova Central

School #: 196      St. Gabriel's AG

**School**

*School data with 5 or fewer students withheld for reasons of confidentiality.*

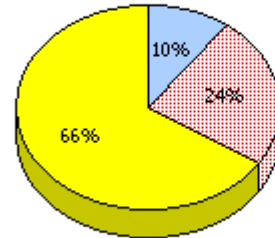
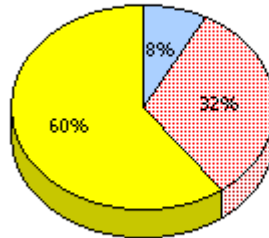
**Reading**

**District**

**Province**

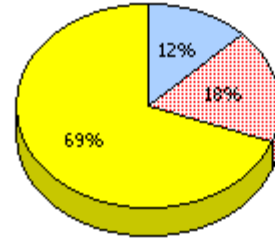
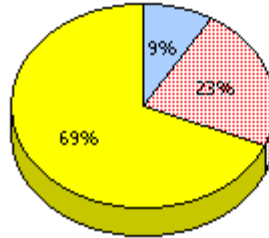
**2010**

AGR (2)



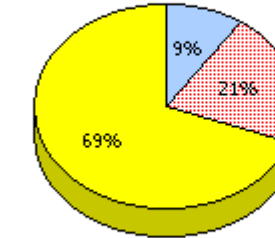
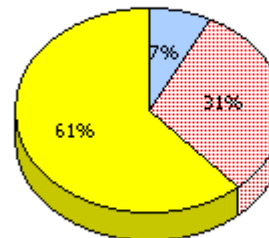
**2009**

AGR (2)



**2008**

AGR (1)



**2007**

AGR (0)



Unknown



Not Yet Meeting (1 or 2)



Meeting or Exceeding (3,4,5)

\* In some cases, CRT numbers may exceed AGR numbers based on late enrolments. Pie chart is based on the number of students who wrote the CRT.

\* Reading score is composite of Information and Poetry.

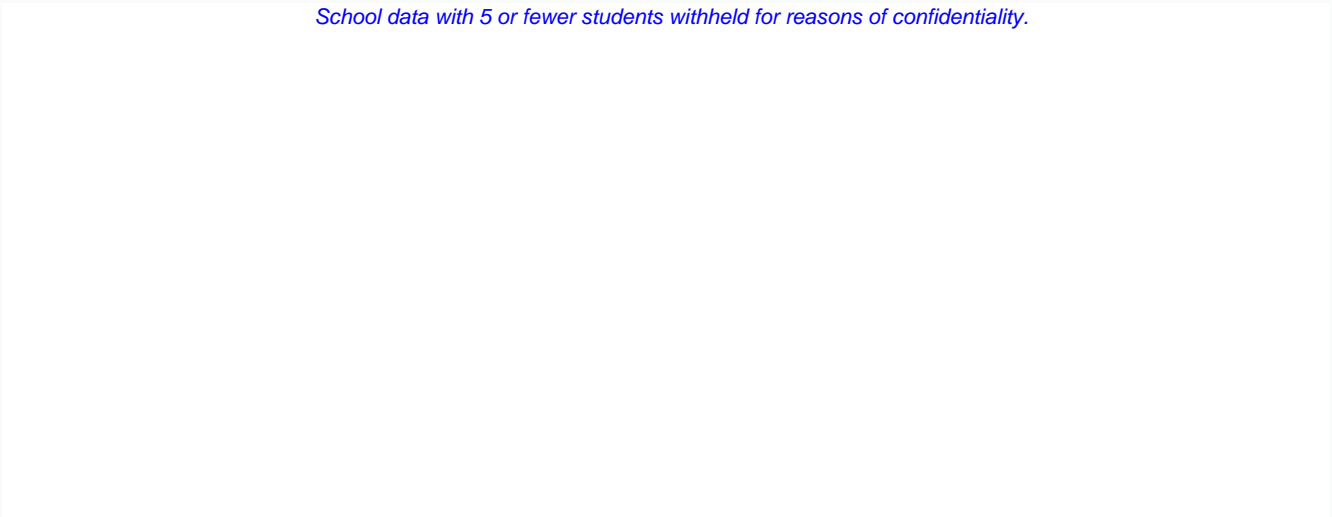
District 3 - Nova Central

School #: 196      St. Gabriel's AG

**Demand Writing**

*Percentage of students at level 3 or above (2007 - 2010)*

*School data with 5 or fewer students withheld for reasons of confidentiality.*

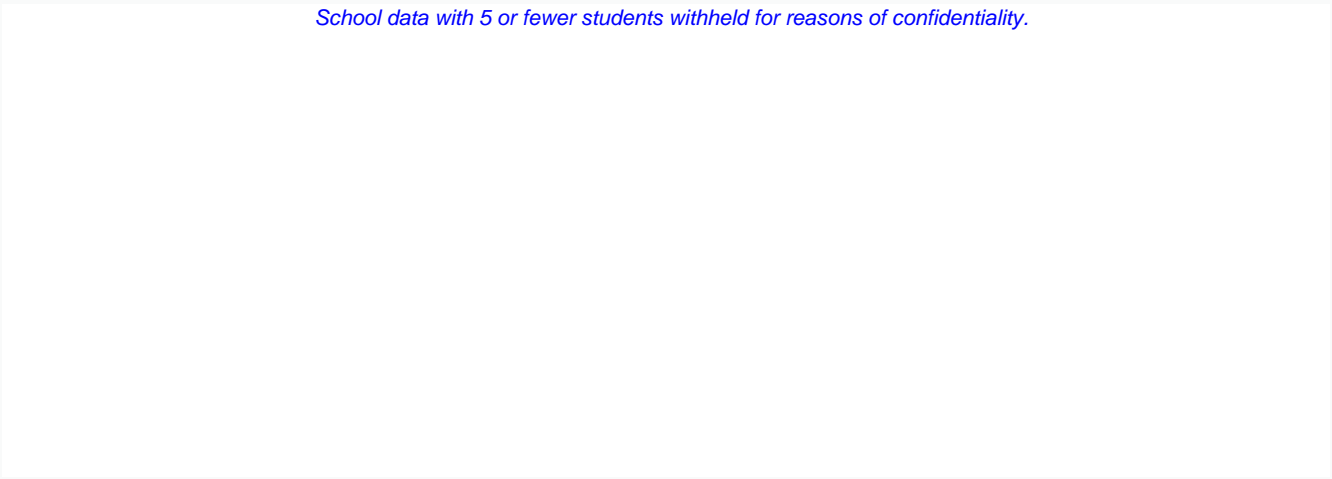


School     
  District     
  Province

**Reading**

*Percentage of students at level 3 or above (2007 - 2010)*

*School data with 5 or fewer students withheld for reasons of confidentiality.*



2007                                      2008                                      2009                                      2010

School     
  District     
  Province

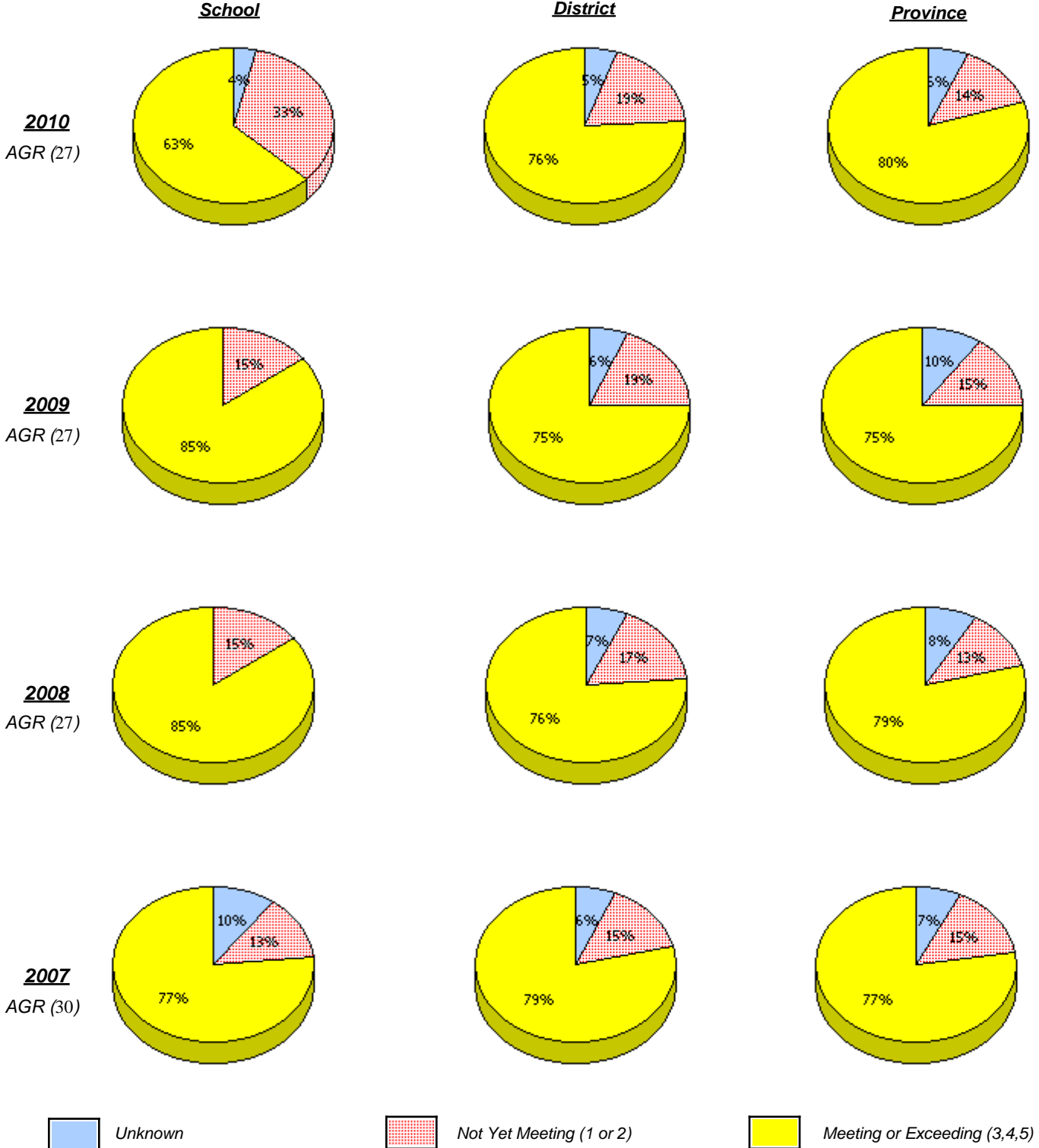
\* In some cases, CRT numbers may exceed AGR numbers based on late enrolments. Pie chart is based on the number of students who wrote the CRT.

\* Reading score is composite of Information and Poetry.

District 3 - Nova Central

School #: 201 J.M. Olds Collegiate

***Demand Writing***



\* In some cases, CRT numbers may exceed AGR numbers based on late enrolments. Pie chart is based on the number of students who wrote the CRT.

\* Reading score is composite of Information and Poetry.



District 3 - Nova Central

School #: 201      J.M. Olds Collegiate

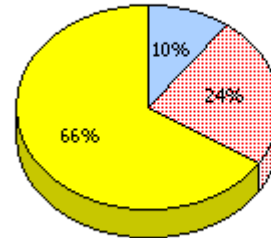
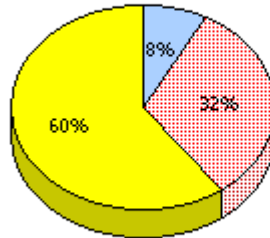
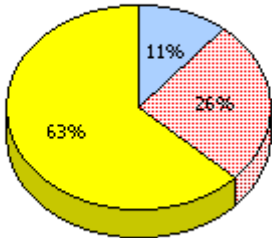
***Reading***

***School***

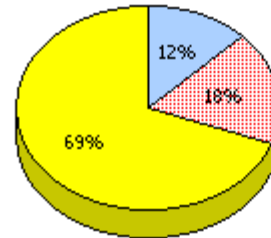
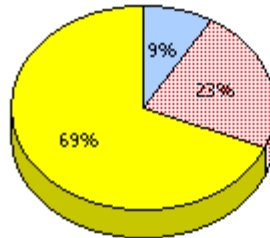
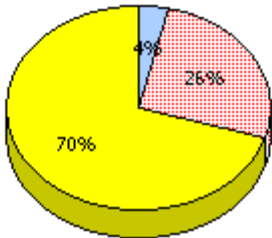
***District***

***Province***

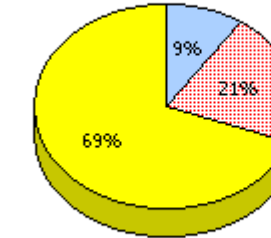
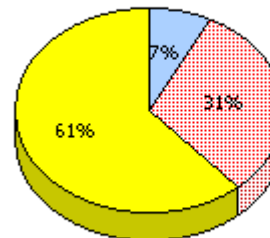
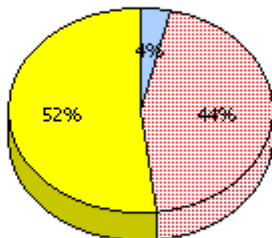
**2010**  
AGR (27)



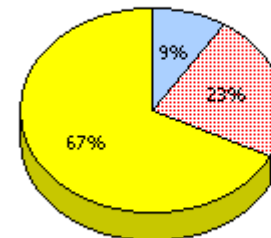
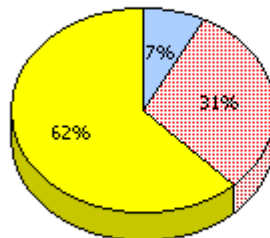
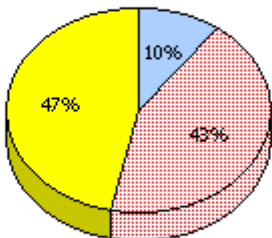
**2009**  
AGR (27)



**2008**  
AGR (27)



**2007**  
AGR (30)



*Unknown*



*Not Yet Meeting (1 or 2)*



*Meeting or Exceeding (3,4,5)*

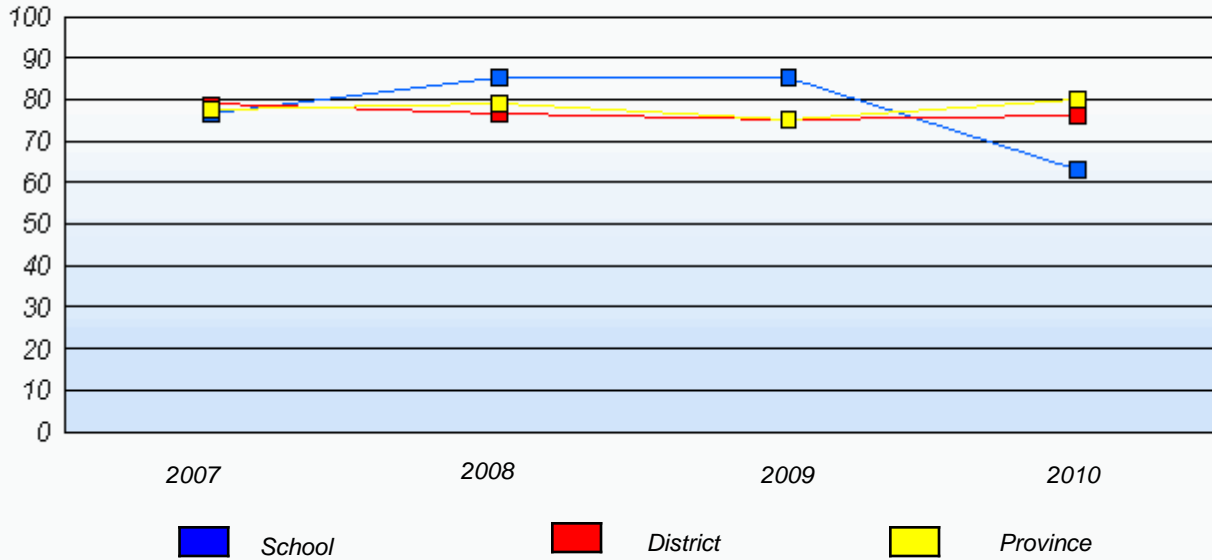
\* In some cases, CRT numbers may exceed AGR numbers based on late enrolments. Pie chart is based on the number of students who wrote the CRT.

\* Reading score is composite of Information and Poetry.

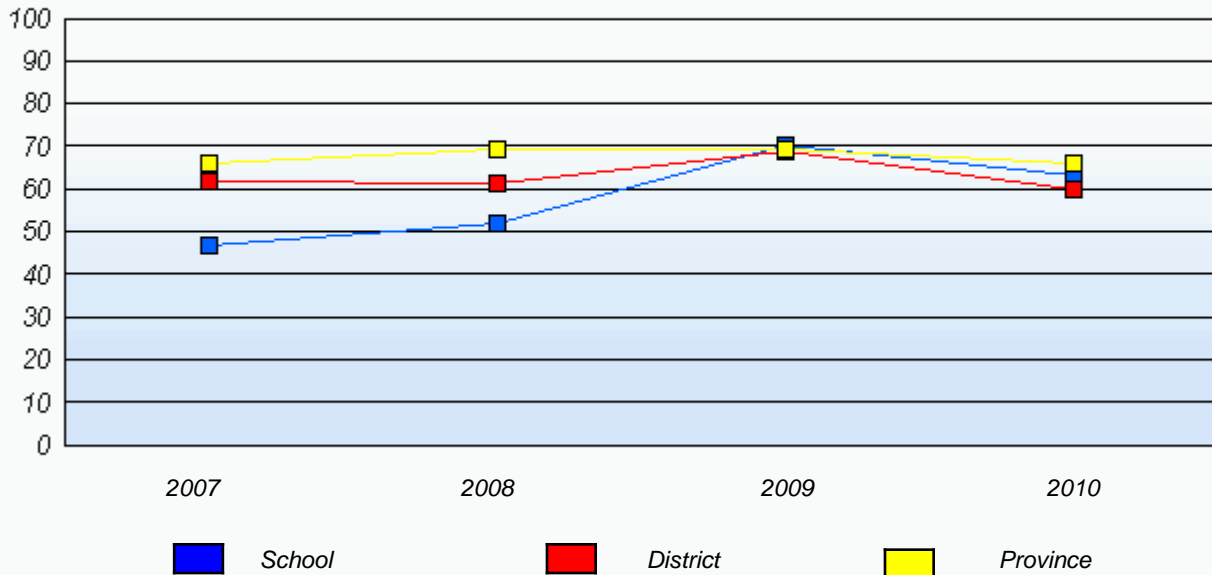
District 3 - Nova Central

School #: 201      J.M. Olds Collegiate

**Demand Writing**  
 Percentage of students at level 3 or above (2007 - 2010)



**Reading**  
 Percentage of students at level 3 or above (2007 - 2010)



\* In some cases, CRT numbers may exceed AGR numbers based on late enrolments. Pie chart is based on the number of students who wrote the CRT.

\* Reading score is composite of Information and Poetry.

District 3 - Nova Central

School #: 204      Lester Pearson Memorial High

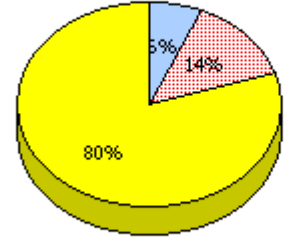
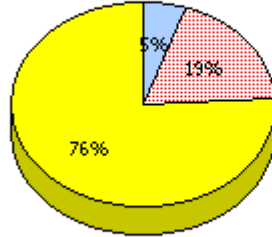
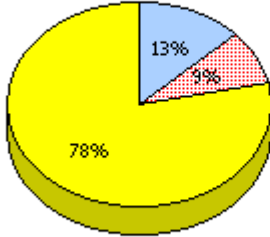
***Demand Writing***

***School***

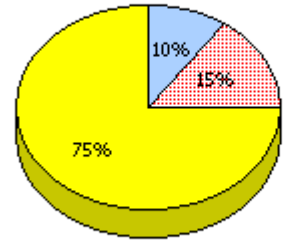
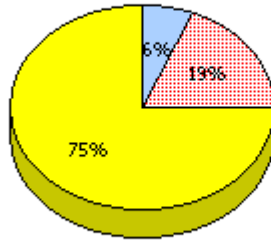
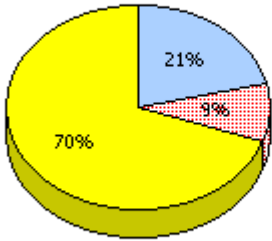
***District***

***Province***

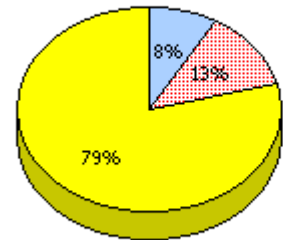
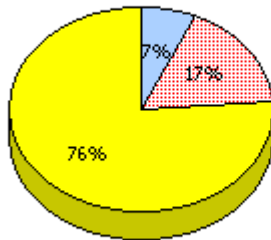
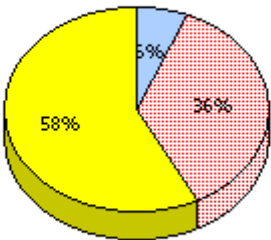
**2010**  
AGR (23)



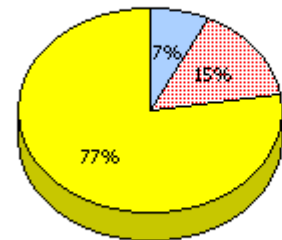
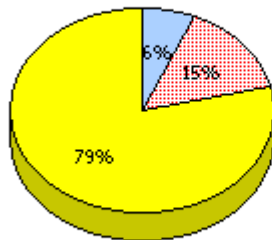
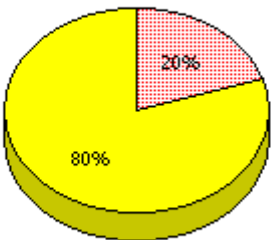
**2009**  
AGR (33)



**2008**  
AGR (33)



**2007**  
AGR (33)



*Unknown*     
  *Not Yet Meeting (1 or 2)*     
  *Meeting or Exceeding (3,4,5)*

\* In some cases, CRT numbers may exceed AGR numbers based on late enrolments. Pie chart is based on the number of students who wrote the CRT.

\* Reading score is composite of Information and Poetry.

District 3 - Nova Central

School #: 204      Lester Pearson Memorial High

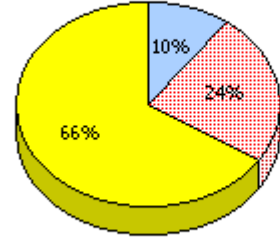
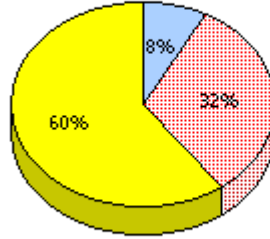
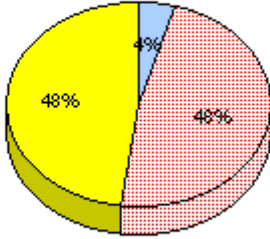
***Reading***

***School***

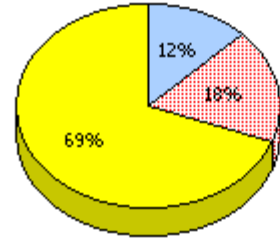
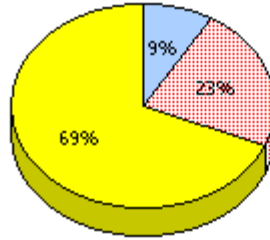
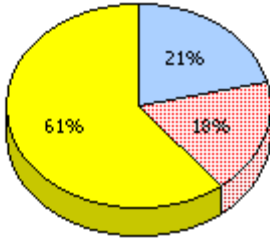
***District***

***Province***

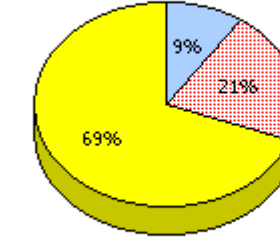
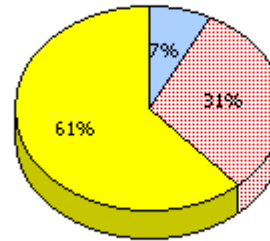
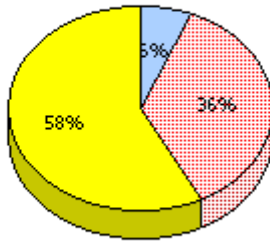
**2010**  
AGR (23)



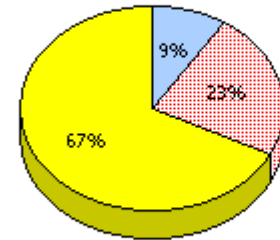
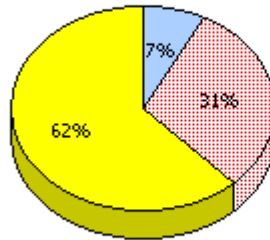
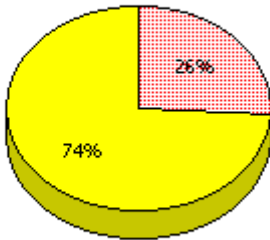
**2009**  
AGR (33)



**2008**  
AGR (33)



**2007**  
AGR (33)



*Unknown*



*Not Yet Meeting (1 or 2)*



*Meeting or Exceeding (3,4,5)*

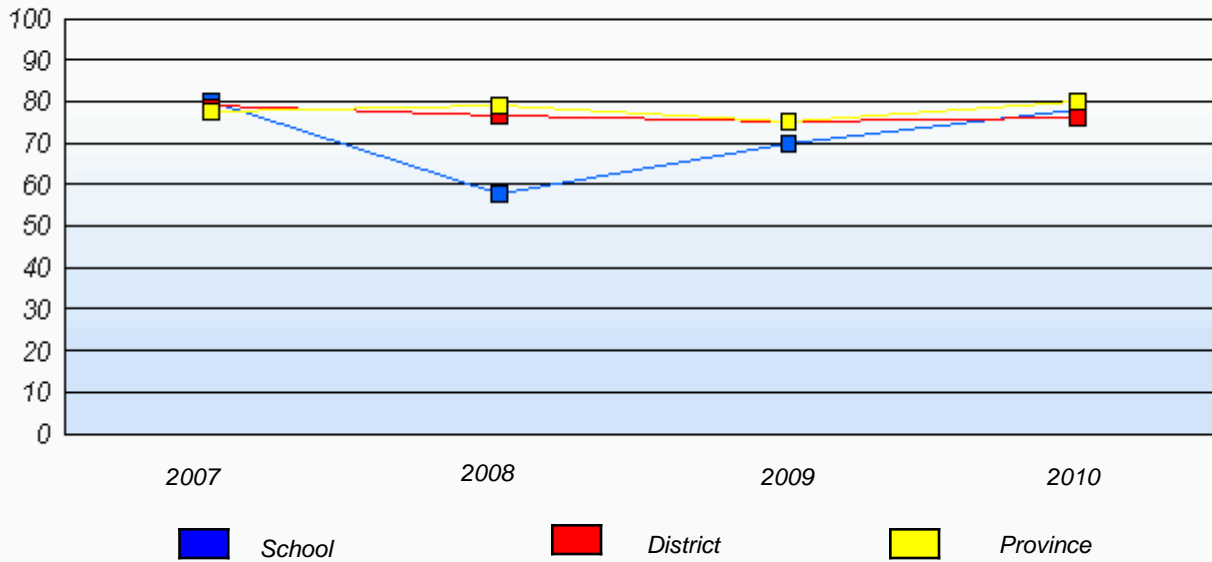
\* In some cases, CRT numbers may exceed AGR numbers based on late enrolments. Pie chart is based on the number of students who wrote the CRT.

\* Reading score is composite of Information and Poetry.

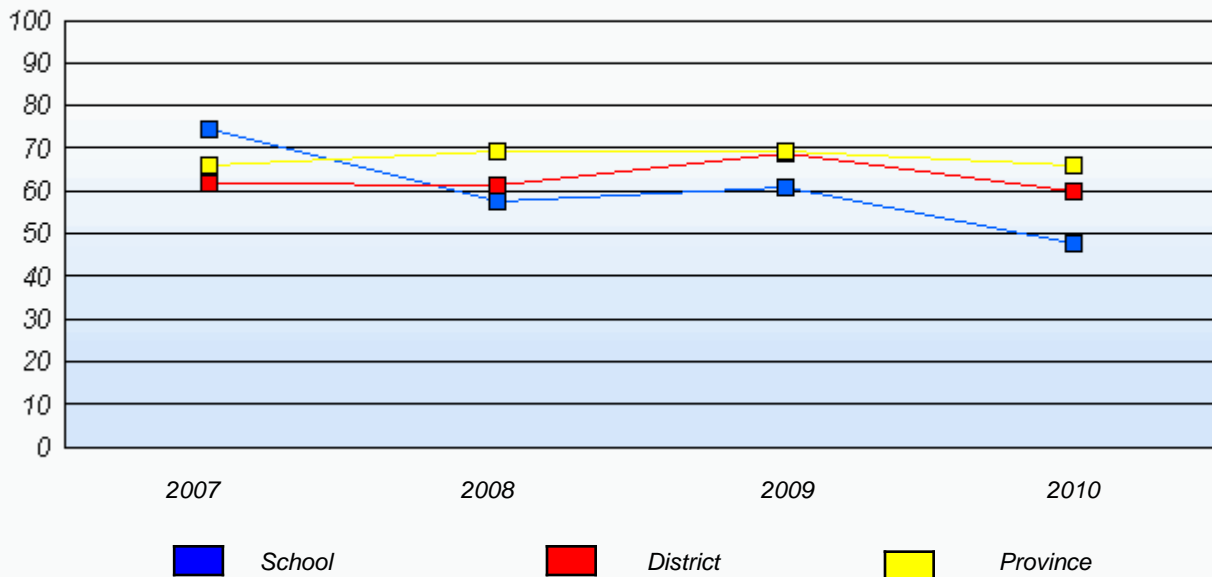
District 3 - Nova Central

School #: 204      Lester Pearson Memorial High

**Demand Writing**  
 Percentage of students at level 3 or above (2007 - 2010)



**Reading**  
 Percentage of students at level 3 or above (2007 - 2010)



\* In some cases, CRT numbers may exceed AGR numbers based on late enrolments. Pie chart is based on the number of students who wrote the CRT.

\* Reading score is composite of Information and Poetry.

District 3 - Nova Central

School #: 206 Riverwood Academy

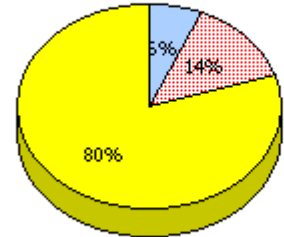
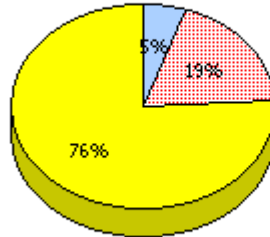
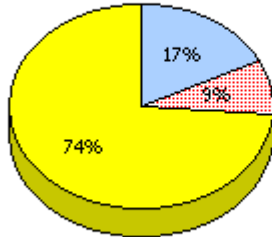
***Demand Writing***

***School***

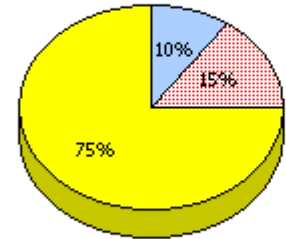
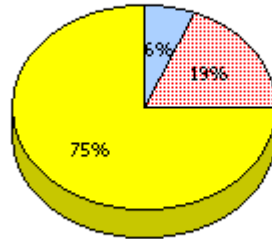
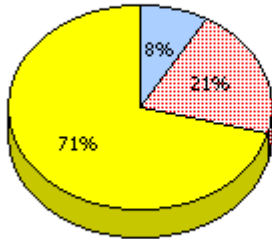
***District***

***Province***

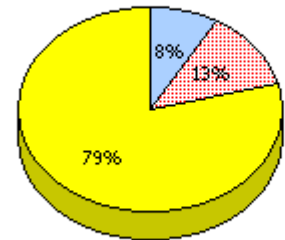
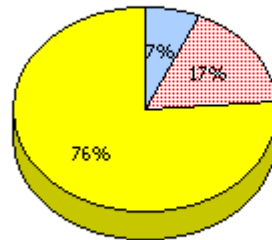
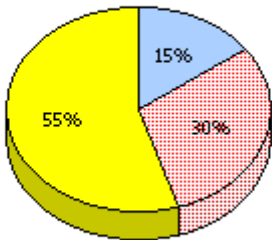
**2010**  
AGR (23)



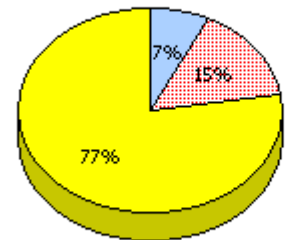
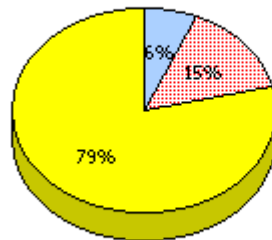
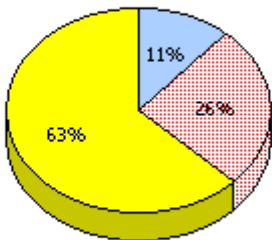
**2009**  
AGR (24)



**2008**  
AGR (20)



**2007**  
AGR (35)



*Unknown*
 *Not Yet Meeting (1 or 2)*
 *Meeting or Exceeding (3,4,5)*

\* In some cases, CRT numbers may exceed AGR numbers based on late enrolments. Pie chart is based on the number of students who wrote the CRT.

\* Reading score is composite of Information and Poetry.

District 3 - Nova Central

School #: 206 Riverwood Academy

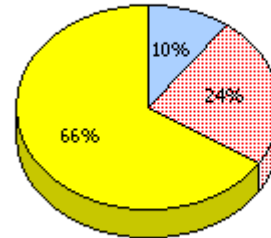
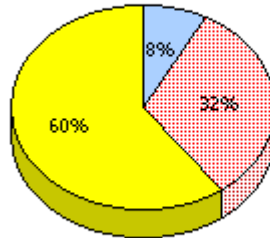
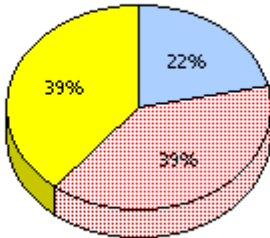
***Reading***

***School***

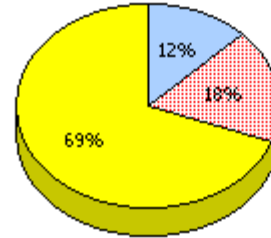
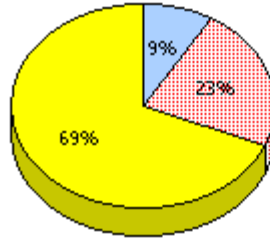
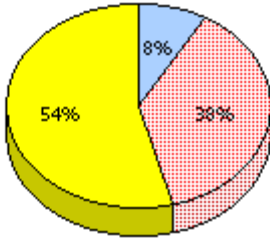
***District***

***Province***

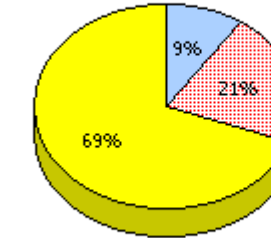
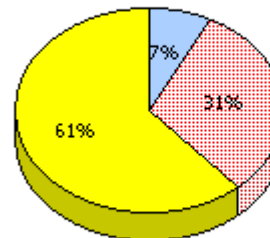
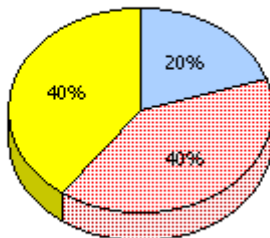
**2010**  
AGR (23)



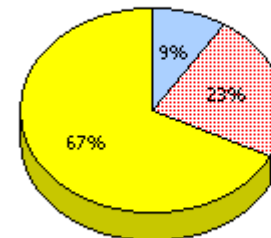
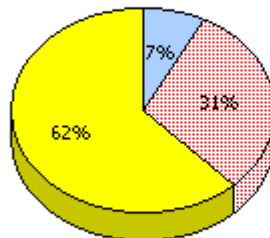
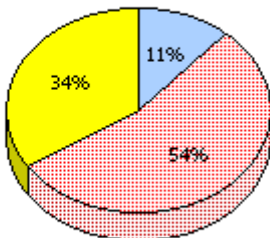
**2009**  
AGR (24)



**2008**  
AGR (20)



**2007**  
AGR (35)



*Unknown*



*Not Yet Meeting (1 or 2)*



*Meeting or Exceeding (3,4,5)*

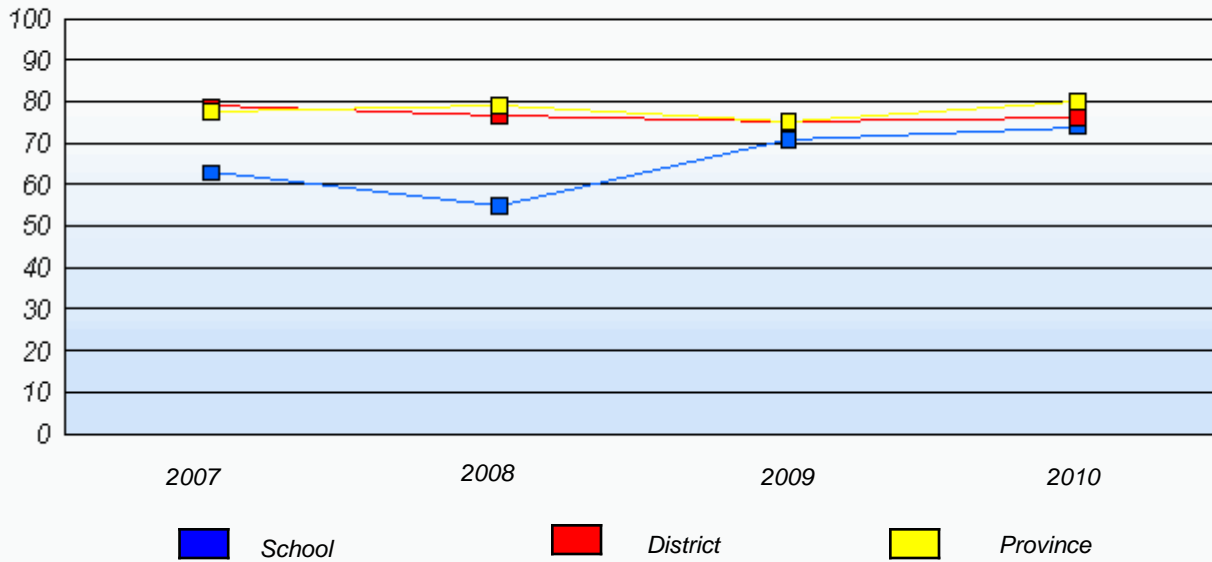
\* In some cases, CRT numbers may exceed AGR numbers based on late enrolments. Pie chart is based on the number of students who wrote the CRT.

\* Reading score is composite of Information and Poetry.

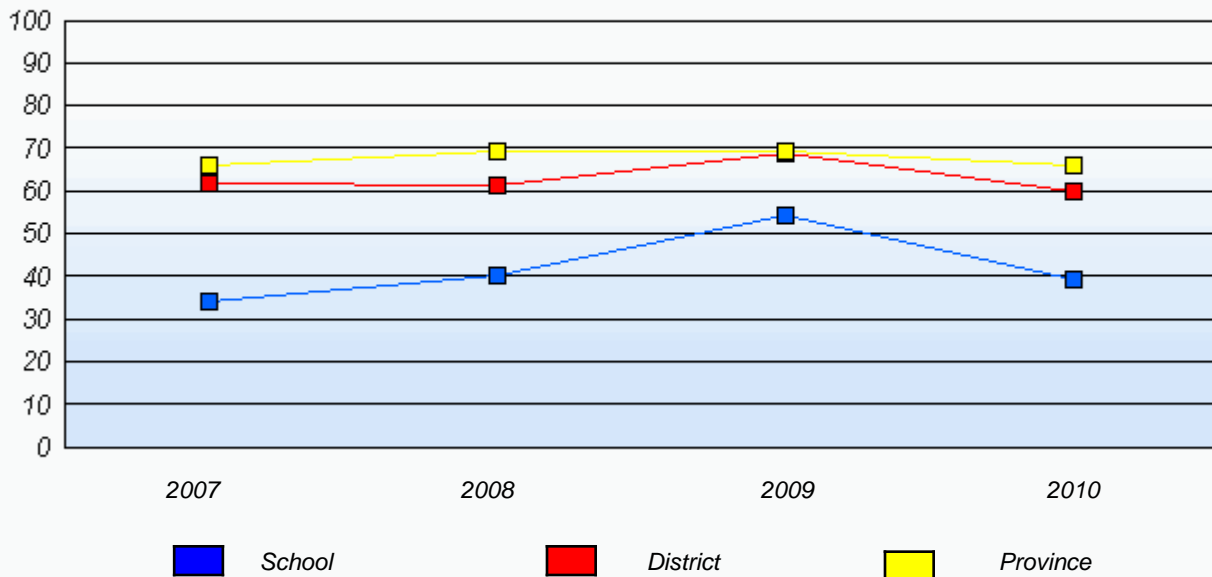
District 3 - Nova Central

School #: 206 Riverwood Academy

**Demand Writing**  
Percentage of students at level 3 or above (2007 - 2010)



**Reading**  
Percentage of students at level 3 or above (2007 - 2010)



\* In some cases, CRT numbers may exceed AGR numbers based on late enrolments. Pie chart is based on the number of students who wrote the CRT.

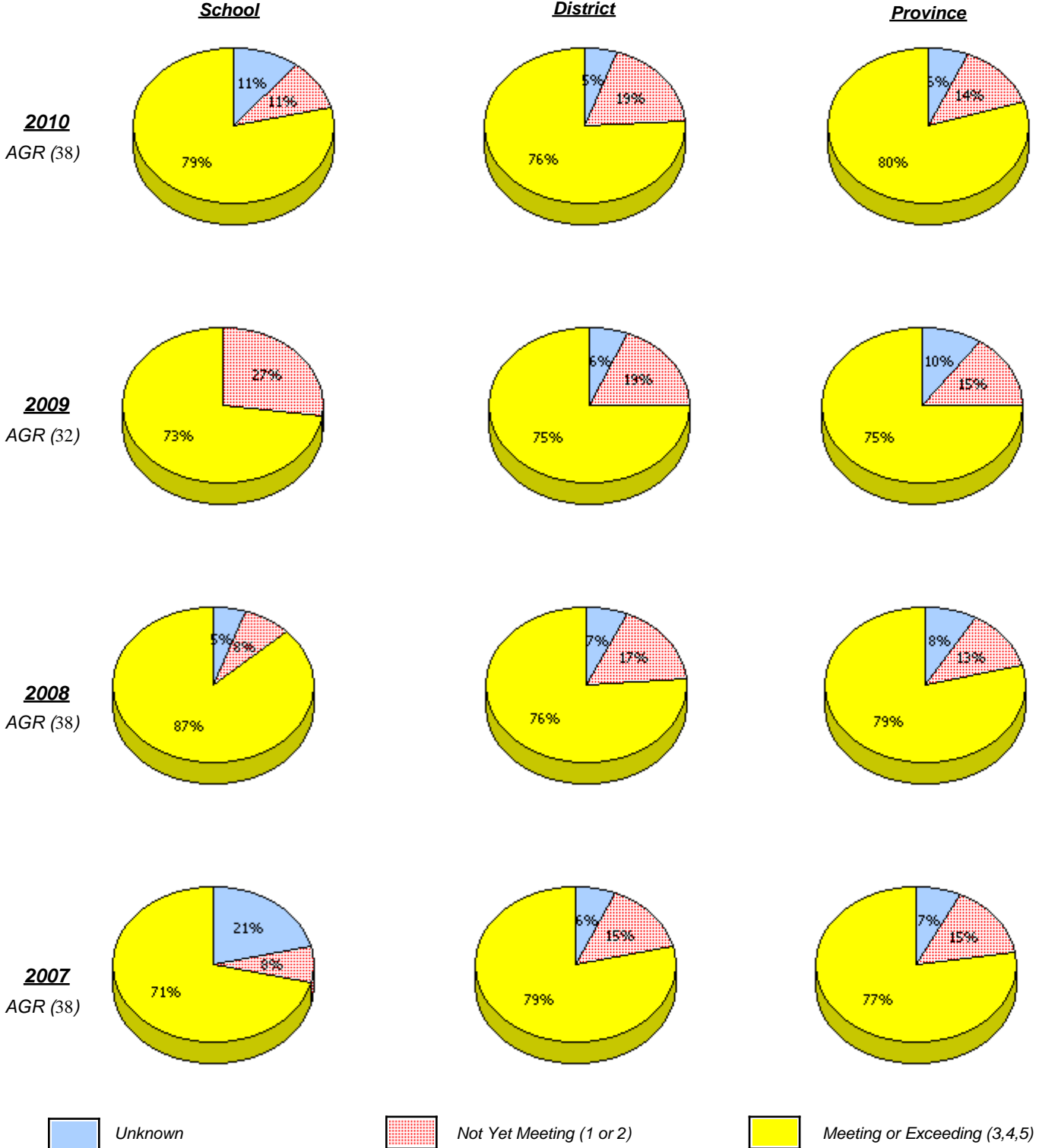
\* Reading score is composite of Information and Poetry.



District 3 - Nova Central

School #: 402      Leo Burke Academy

***Demand Writing***



\* In some cases, CRT numbers may exceed AGR numbers based on late enrolments. Pie chart is based on the number of students who wrote the CRT.

\* Reading score is composite of Information and Poetry.

District 3 - Nova Central

School #: 402      Leo Burke Academy

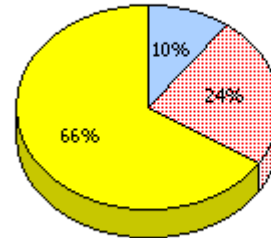
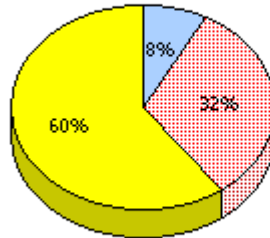
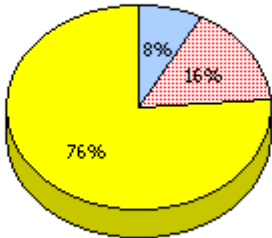
***Reading***

***School***

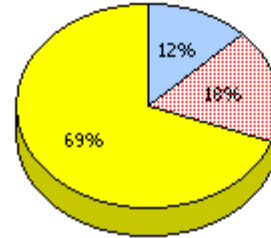
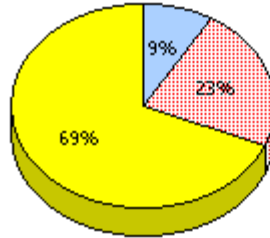
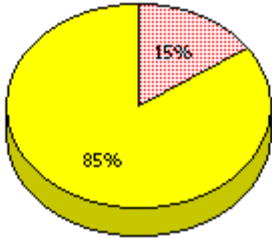
***District***

***Province***

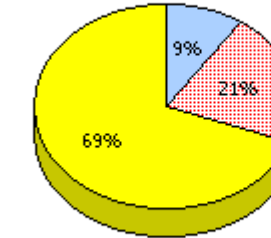
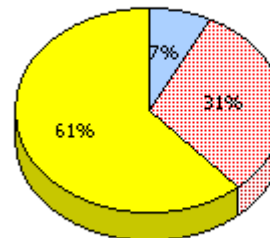
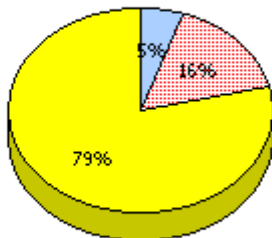
**2010**  
AGR (38)



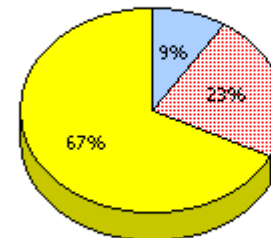
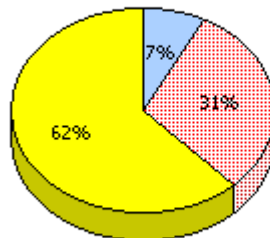
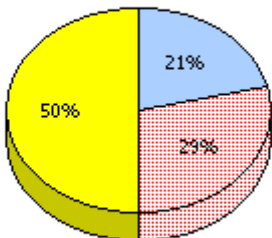
**2009**  
AGR (32)



**2008**  
AGR (38)



**2007**  
AGR (38)



*Unknown*



*Not Yet Meeting (1 or 2)*



*Meeting or Exceeding (3,4,5)*

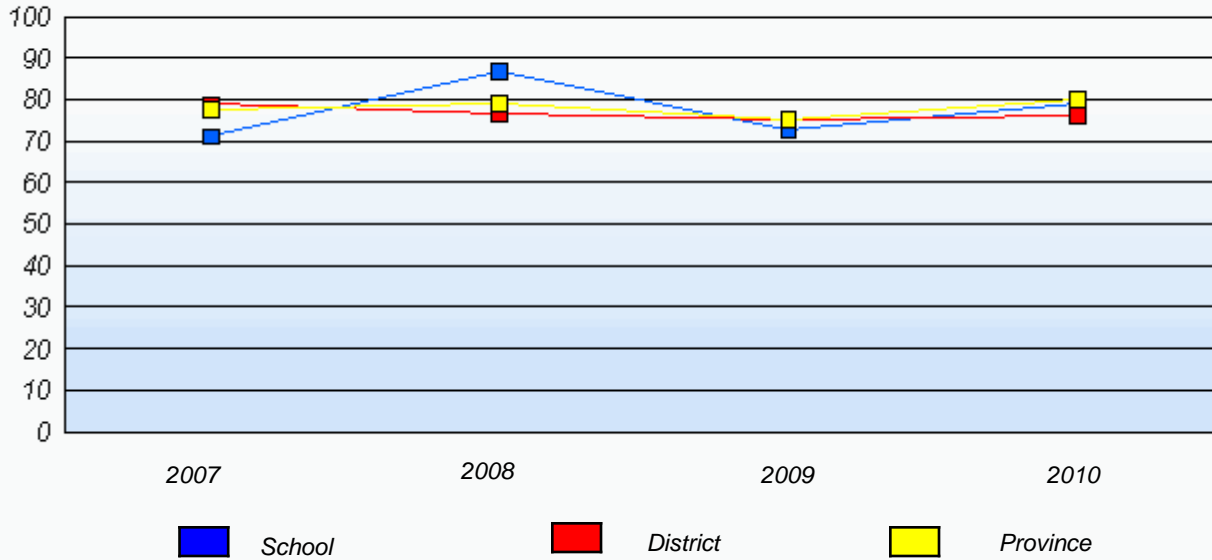
\* In some cases, CRT numbers may exceed AGR numbers based on late enrolments. Pie chart is based on the number of students who wrote the CRT.

\* Reading score is composite of Information and Poetry.

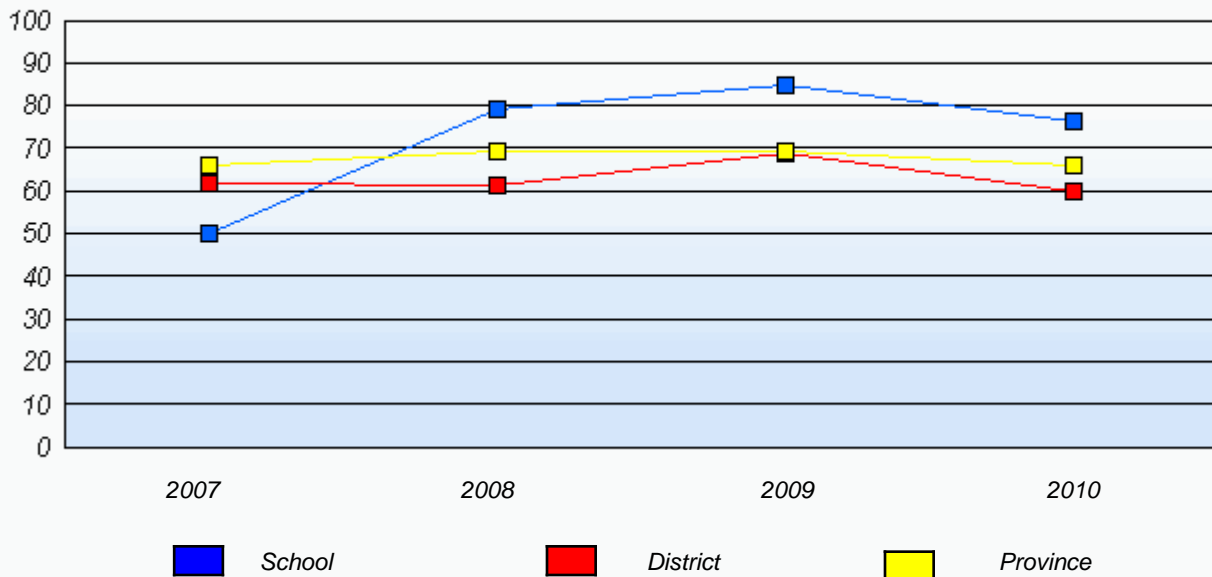
District 3 - Nova Central

School #: 402      Leo Burke Academy

**Demand Writing**  
 Percentage of students at level 3 or above (2007 - 2010)



**Reading**  
 Percentage of students at level 3 or above (2007 - 2010)



\* In some cases, CRT numbers may exceed AGR numbers based on late enrolments. Pie chart is based on the number of students who wrote the CRT.

\* Reading score is composite of Information and Poetry.

District 3 - Nova Central

School #: 403 Lakeside Academy

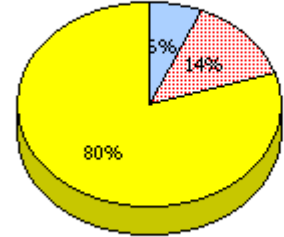
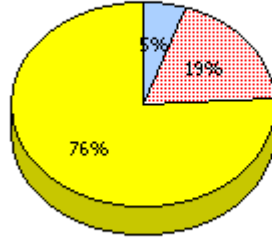
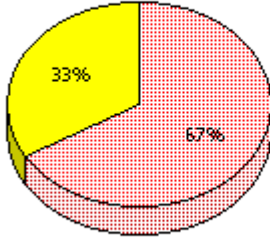
***Demand Writing***

***School***

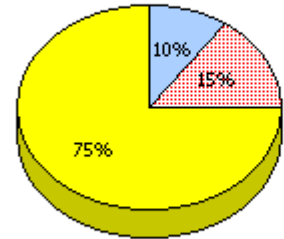
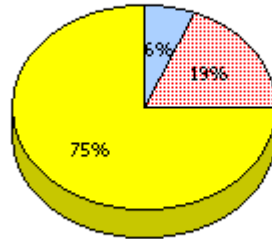
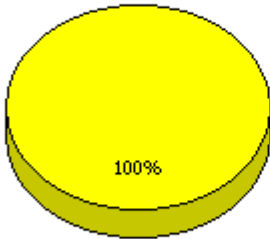
***District***

***Province***

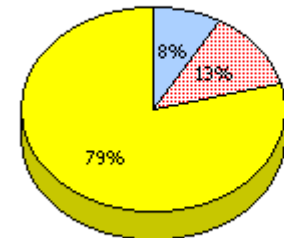
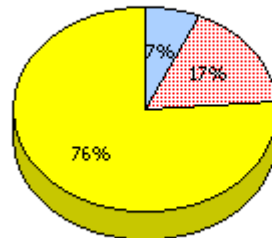
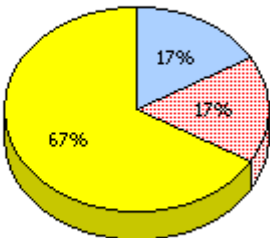
**2010**  
AGR (8)



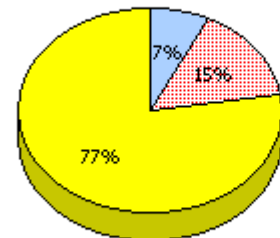
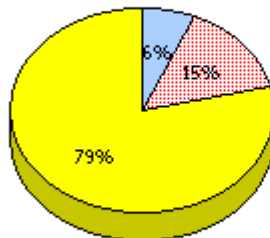
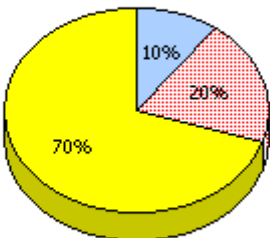
**2009**  
AGR (7)



**2008**  
AGR (6)



**2007**  
AGR (10)



\* In some cases, CRT numbers may exceed AGR numbers based on late enrolments. Pie chart is based on the number of students who wrote the CRT.

\* Reading score is composite of Information and Poetry.

District 3 - Nova Central

School #: 403 Lakeside Academy

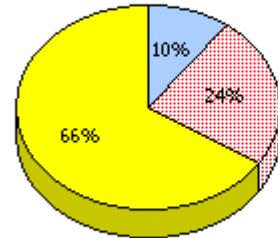
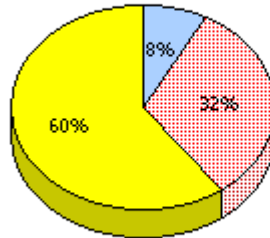
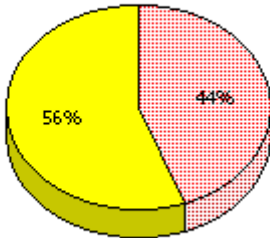
***Reading***

***School***

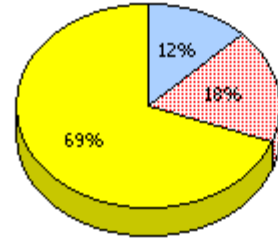
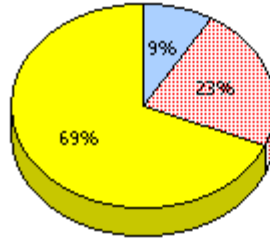
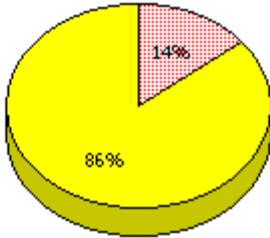
***District***

***Province***

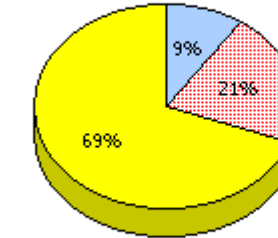
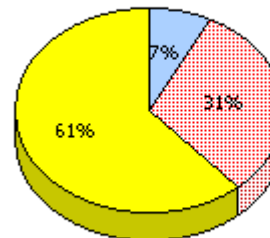
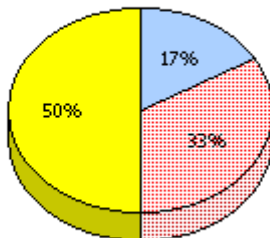
**2010**  
AGR (8)



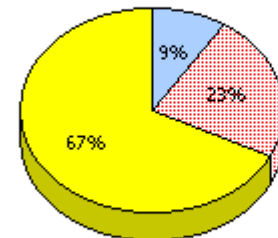
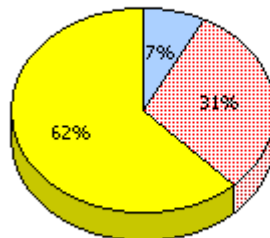
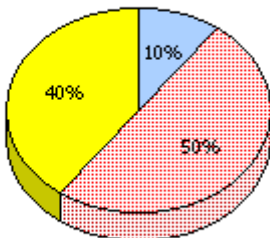
**2009**  
AGR (7)



**2008**  
AGR (6)



**2007**  
AGR (10)



*Unknown*



*Not Yet Meeting (1 or 2)*



*Meeting or Exceeding (3,4,5)*

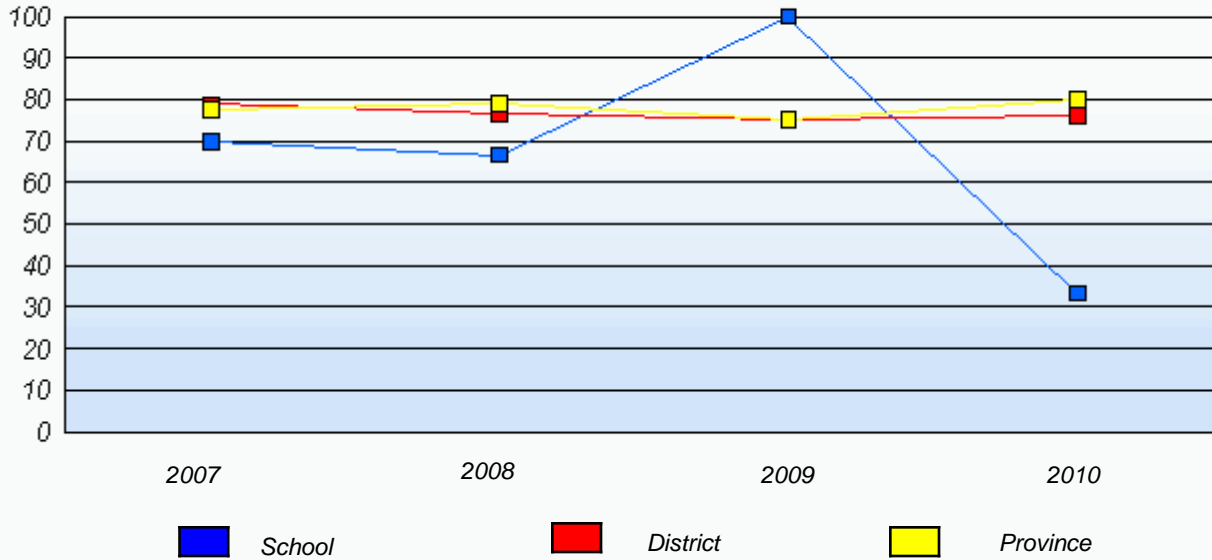
\* In some cases, CRT numbers may exceed AGR numbers based on late enrolments. Pie chart is based on the number of students who wrote the CRT.

\* Reading score is composite of Information and Poetry.

District 3 - Nova Central

School #: 403 Lakeside Academy

**Demand Writing**  
 Percentage of students at level 3 or above (2007 - 2010)



**Reading**  
 Percentage of students at level 3 or above (2007 - 2010)



\* In some cases, CRT numbers may exceed AGR numbers based on late enrolments. Pie chart is based on the number of students who wrote the CRT.

\* Reading score is composite of Information and Poetry.

District 3 - Nova Central

School #: 405      Cottrell's Cove Academy

***Demand Writing***

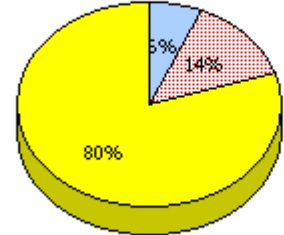
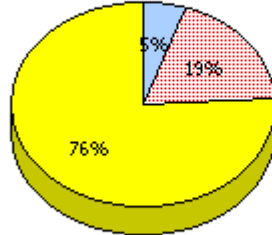
***School***

*School data with 5 or fewer students  
withheld for reasons of confidentiality.*

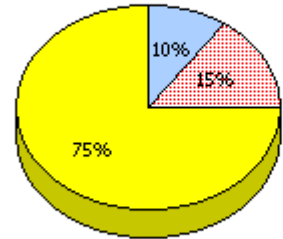
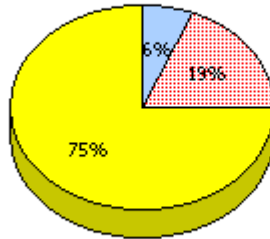
***District***

***Province***

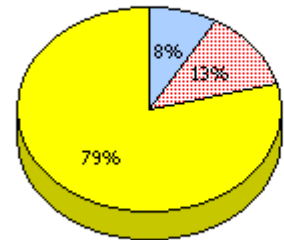
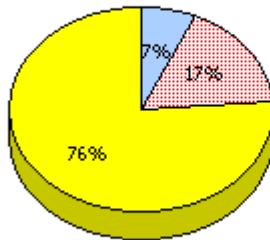
**2010**  
AGR (4)



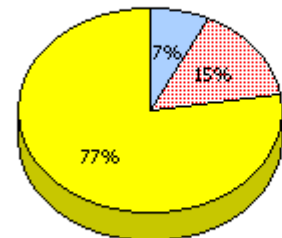
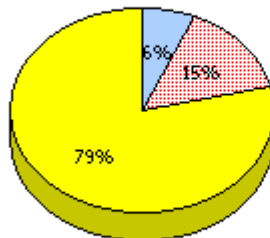
**2009**  
AGR (1)



**2008**  
AGR (4)



**2007**  
AGR (2)



\* In some cases, CRT numbers may exceed AGR numbers based on late enrolments. Pie chart is based on the number of students who wrote the CRT.

\* Reading score is composite of Information and Poetry.

District 3 - Nova Central

School #: 405      Cottrell's Cove Academy

**School**

*School data with 5 or fewer students withheld for reasons of confidentiality.*

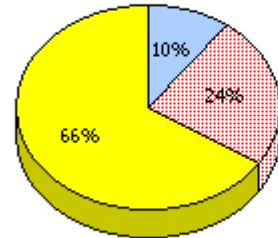
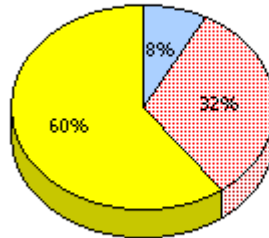
**Reading**

**District**

**Province**

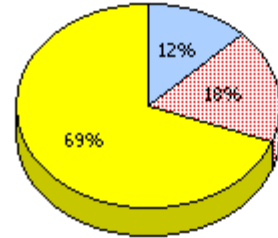
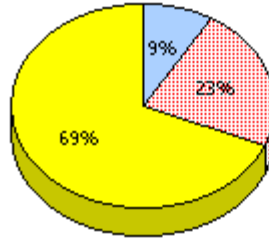
**2010**

AGR (4)



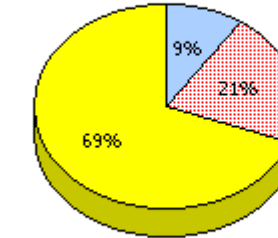
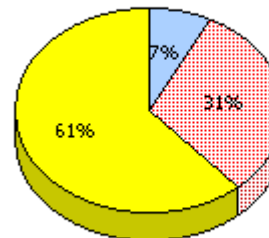
**2009**

AGR (1)



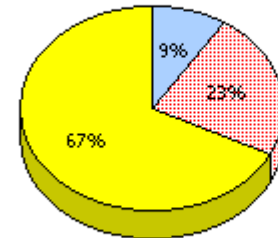
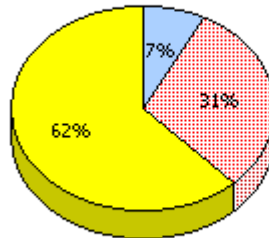
**2008**

AGR (4)



**2007**

AGR (2)



Unknown



Not Yet Meeting (1 or 2)



Meeting or Exceeding (3,4,5)

\* In some cases, CRT numbers may exceed AGR numbers based on late enrolments. Pie chart is based on the number of students who wrote the CRT.

\* Reading score is composite of Information and Poetry.



District 3 - Nova Central

School #: 405 Cottrell's Cove Academy

### Demand Writing

Percentage of students at level 3 or above (2007 - 2010)

*School data with 5 or fewer students withheld for reasons of confidentiality.*

 School  District  Province

### Reading

Percentage of students at level 3 or above (2007 - 2010)

*School data with 5 or fewer students withheld for reasons of confidentiality.*

2007 2008 2009 2010

 School  District  Province

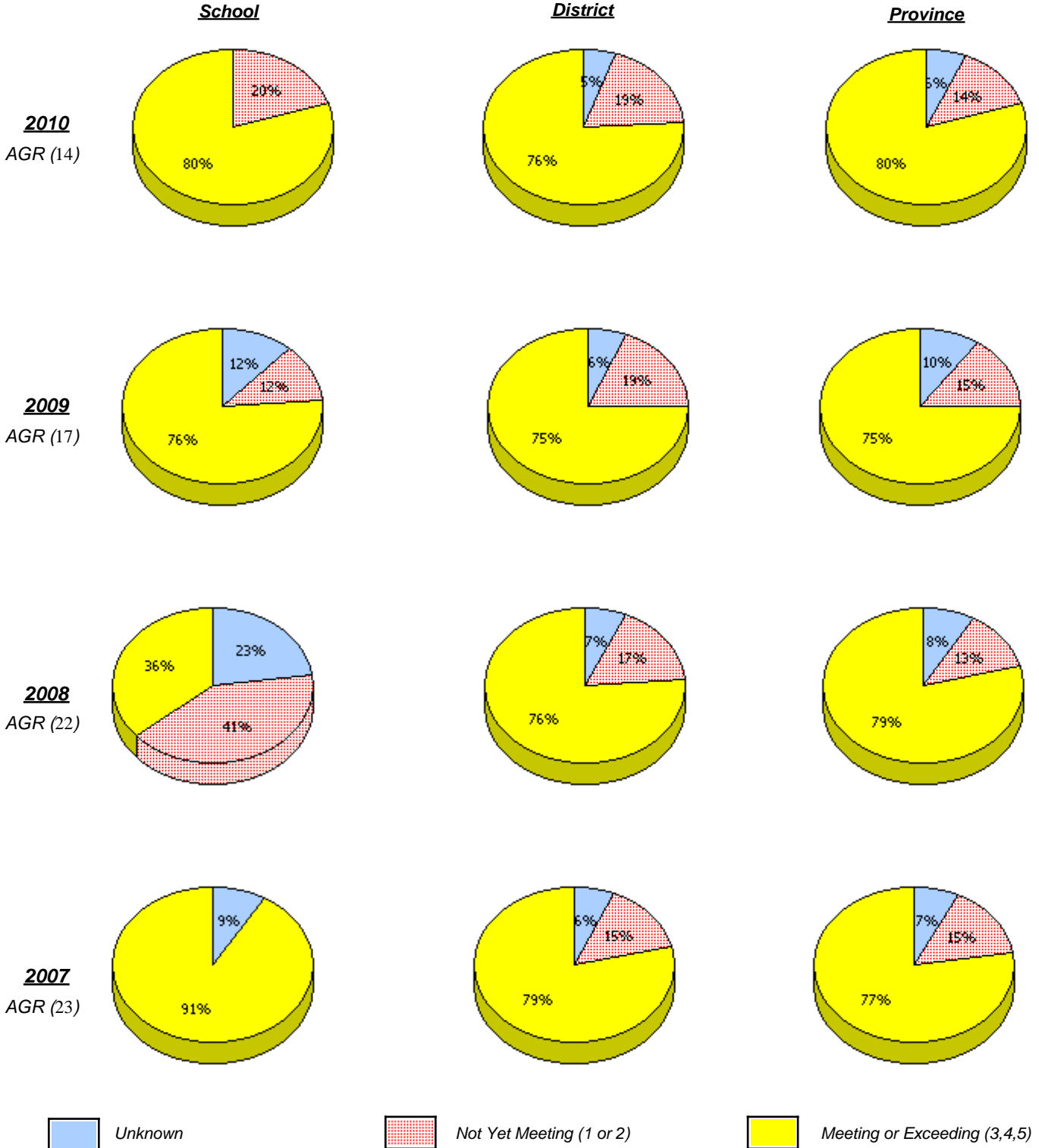
\* In some cases, CRT numbers may exceed AGR numbers based on late enrolments. Pie chart is based on the number of students who wrote the CRT.

\* Reading score is composite of Information and Poetry.

District 3 - Nova Central

School #: 406      Fitzgerald Academy

***Demand Writing***



\* In some cases, CRT numbers may exceed AGR numbers based on late enrolments. Pie chart is based on the number of students who wrote the CRT.

\* Reading score is composite of Information and Poetry.

District 3 - Nova Central

School #: 406      Fitzgerald Academy

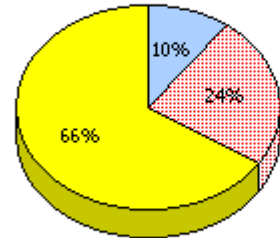
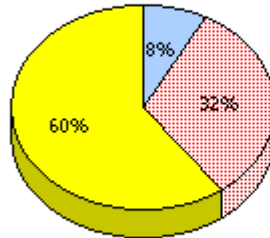
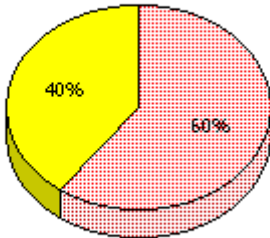
***Reading***

***School***

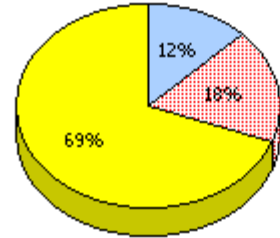
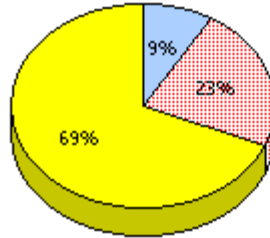
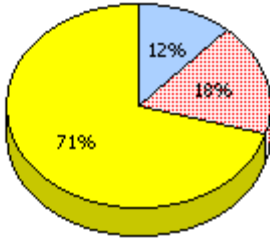
***District***

***Province***

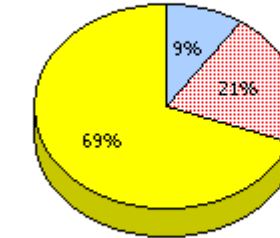
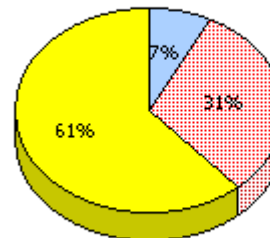
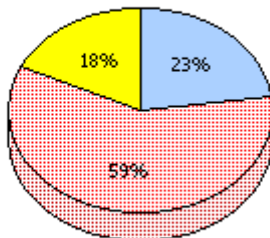
**2010**  
AGR (14)



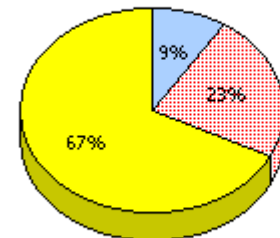
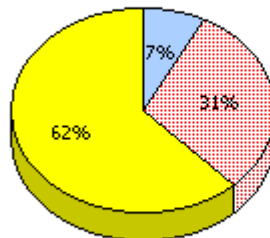
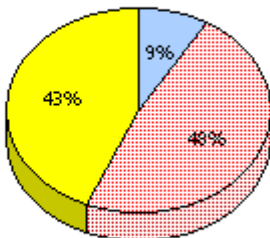
**2009**  
AGR (17)



**2008**  
AGR (22)



**2007**  
AGR (23)



*Unknown*



*Not Yet Meeting (1 or 2)*



*Meeting or Exceeding (3,4,5)*

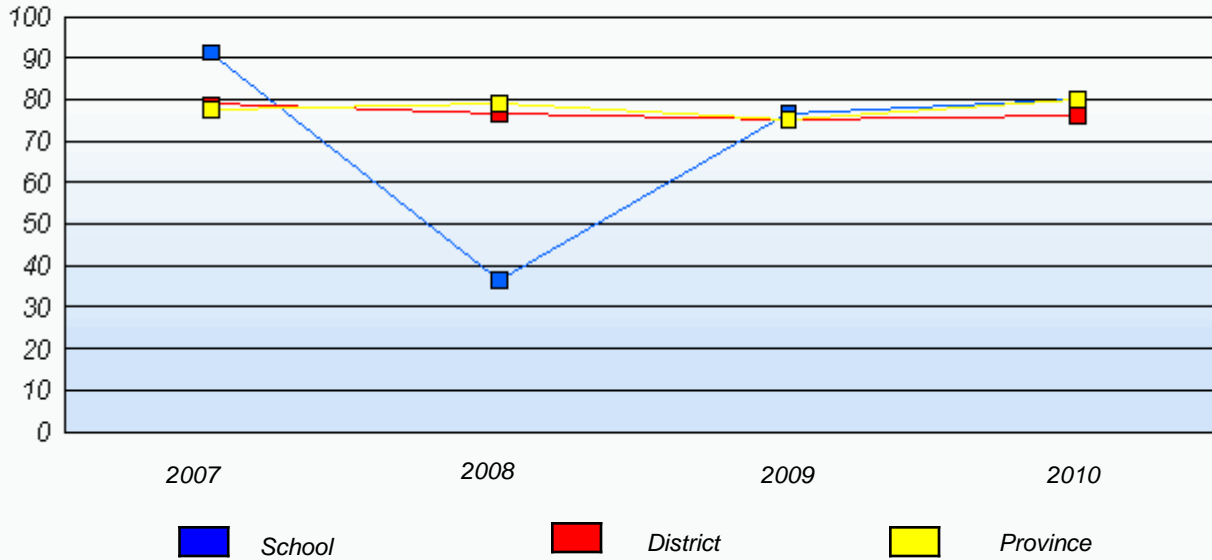
\* In some cases, CRT numbers may exceed AGR numbers based on late enrolments. Pie chart is based on the number of students who wrote the CRT.

\* Reading score is composite of Information and Poetry.

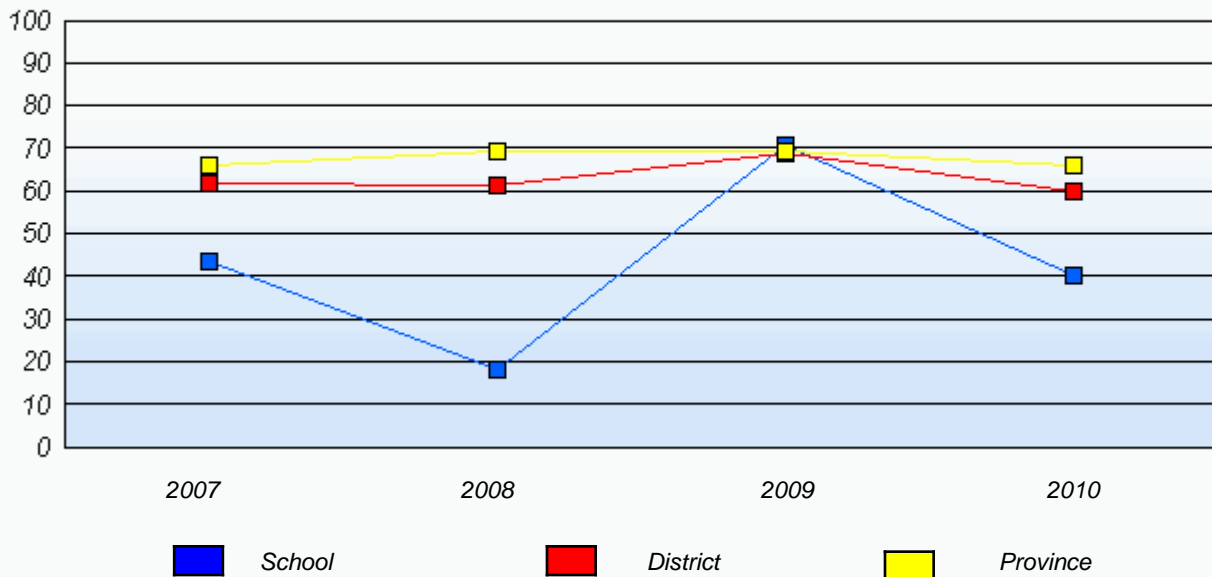
District 3 - Nova Central

School #: 406      Fitzgerald Academy

**Demand Writing**  
Percentage of students at level 3 or above (2007 - 2010)



**Reading**  
Percentage of students at level 3 or above (2007 - 2010)



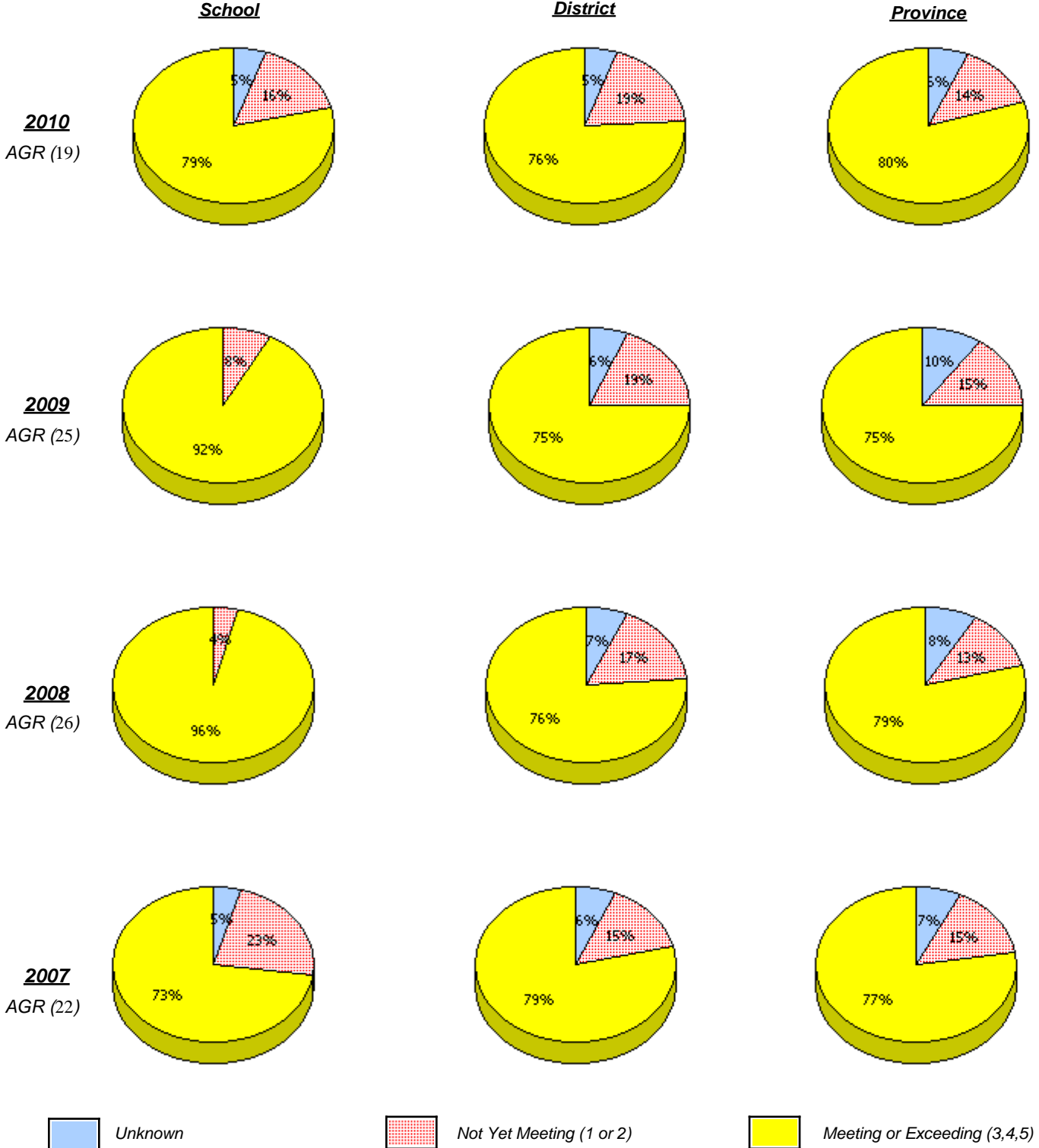
\* In some cases, CRT numbers may exceed AGR numbers based on late enrolments. Pie chart is based on the number of students who wrote the CRT.

\* Reading score is composite of Information and Poetry.

District 3 - Nova Central

School #: 407 Bay d'Espoir Academy

***Demand Writing***



\* In some cases, CRT numbers may exceed AGR numbers based on late enrolments. Pie chart is based on the number of students who wrote the CRT.

\* Reading score is composite of Information and Poetry.

District 3 - Nova Central

School #: 407 Bay d'Espoir Academy

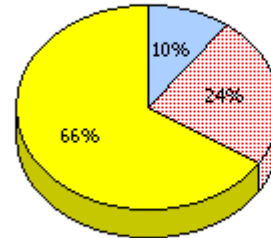
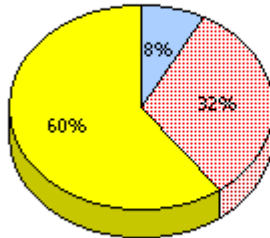
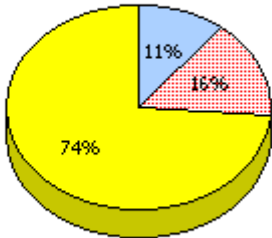
**Reading**

**School**

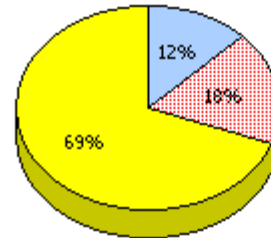
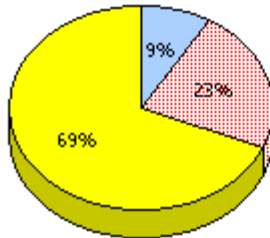
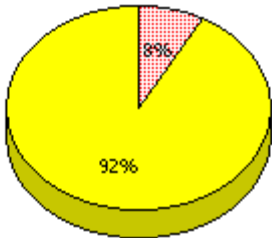
**District**

**Province**

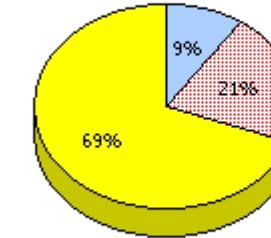
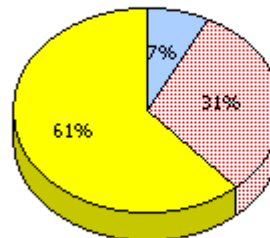
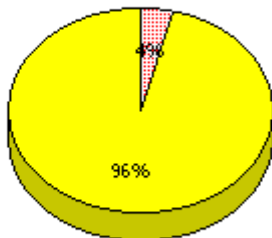
**2010**  
AGR (19)



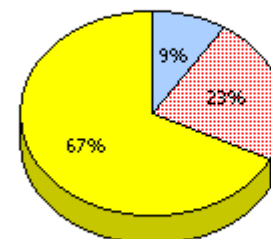
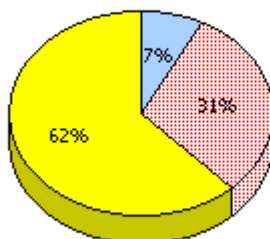
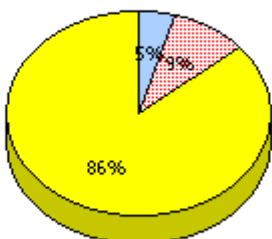
**2009**  
AGR (25)



**2008**  
AGR (26)



**2007**  
AGR (22)



Unknown



Not Yet Meeting (1 or 2)



Meeting or Exceeding (3,4,5)

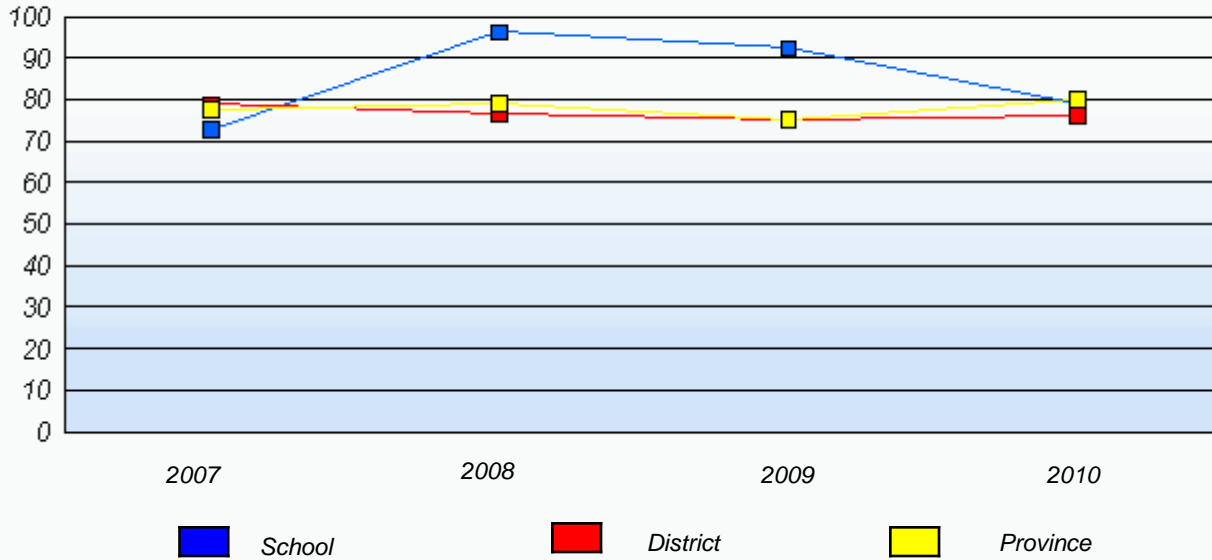
\* In some cases, CRT numbers may exceed AGR numbers based on late enrolments. Pie chart is based on the number of students who wrote the CRT.

\* Reading score is composite of Information and Poetry.

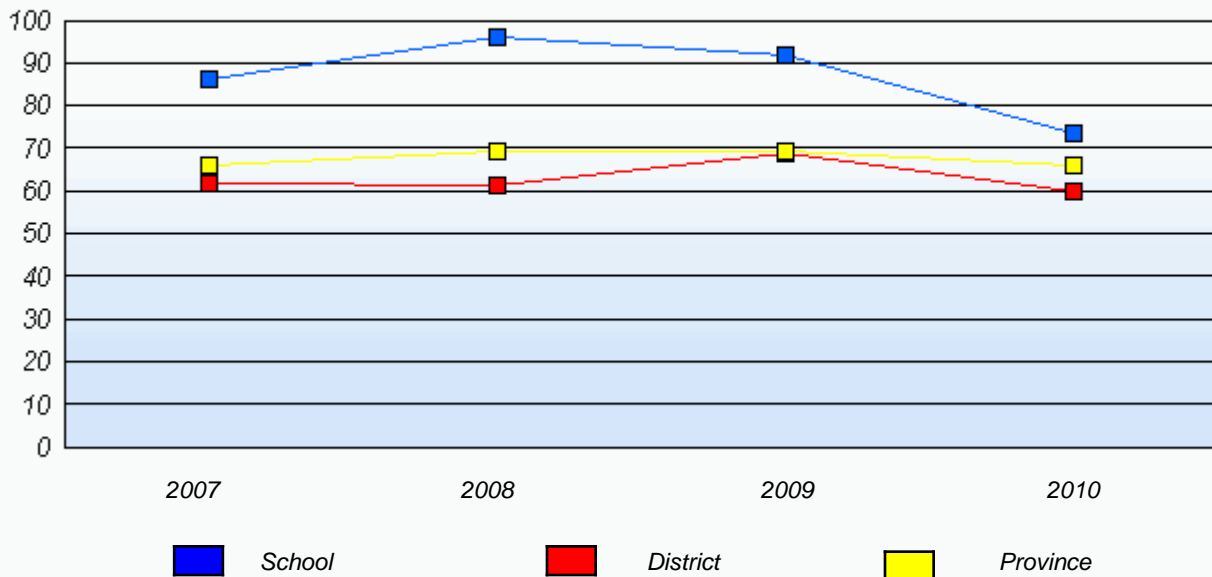
District 3 - Nova Central

School #: 407 Bay d'Espoir Academy

**Demand Writing**  
Percentage of students at level 3 or above (2007 - 2010)



**Reading**  
Percentage of students at level 3 or above (2007 - 2010)



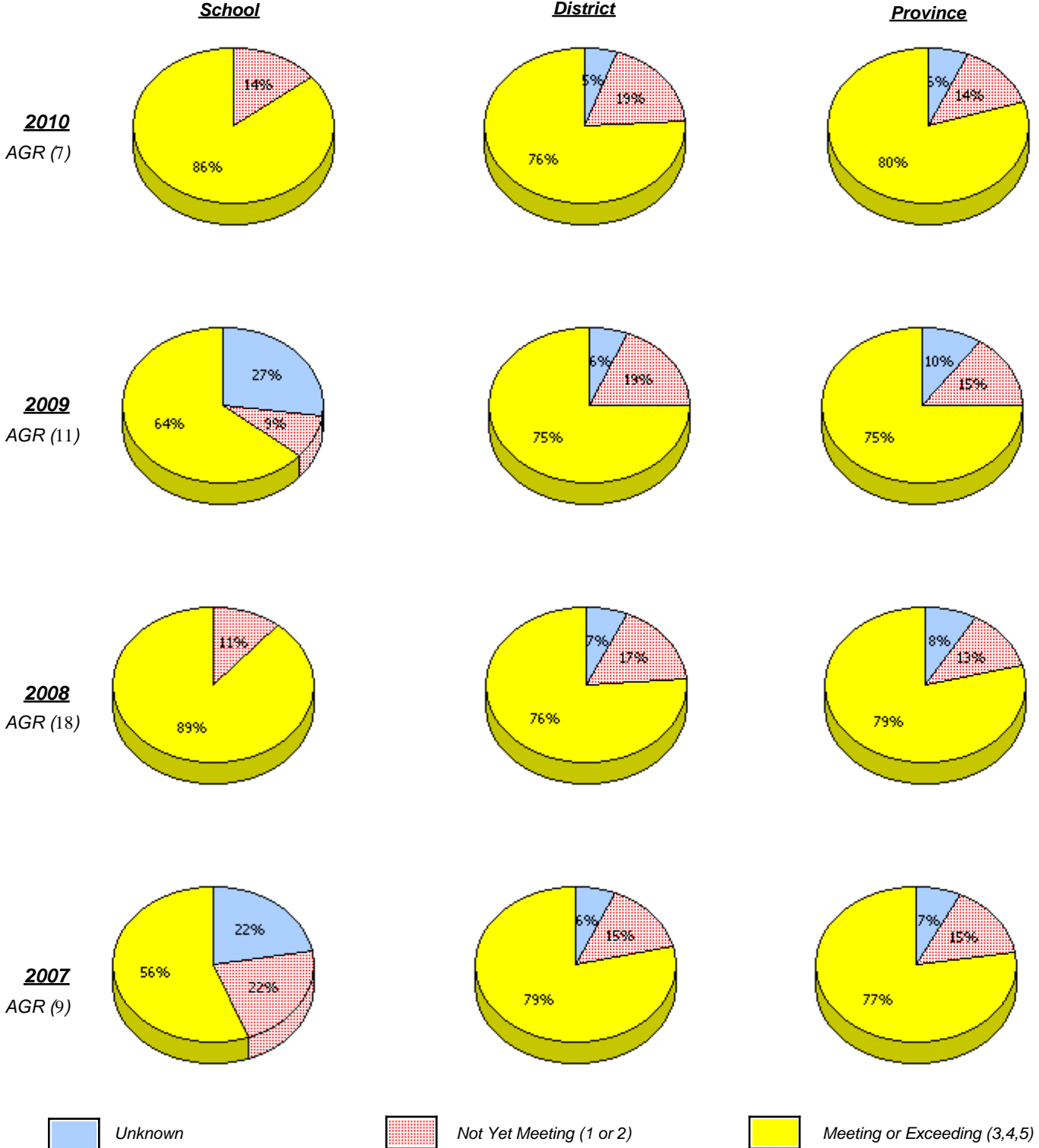
\* In some cases, CRT numbers may exceed AGR numbers based on late enrolments. Pie chart is based on the number of students who wrote the CRT.

\* Reading score is composite of Information and Poetry.

District 3 - Nova Central

School #: 413 Holy Cross School Complex

***Demand Writing***



\* In some cases, CRT numbers may exceed AGR numbers based on late enrolments. Pie chart is based on the number of students who wrote the CRT.

\* Reading score is composite of Information and Poetry.



District 3 - Nova Central

School #: 413 Holy Cross School Complex

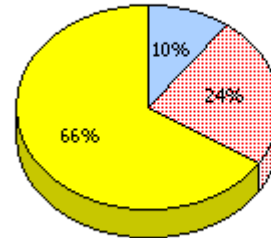
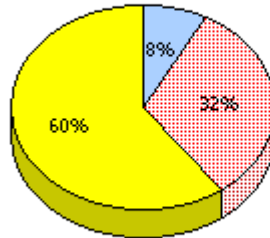
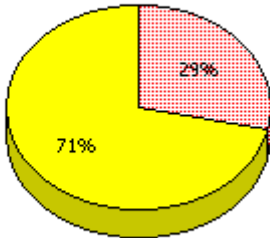
***Reading***

***School***

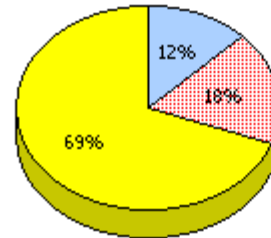
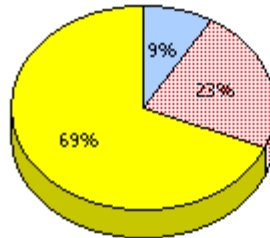
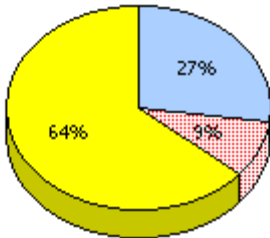
***District***

***Province***

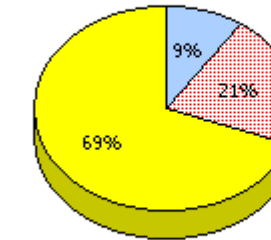
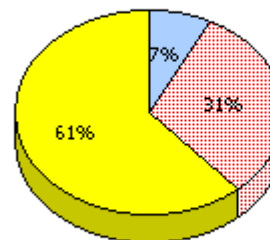
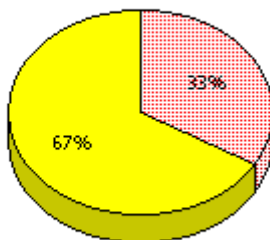
**2010**  
AGR (7)



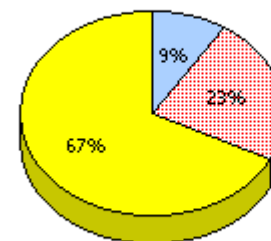
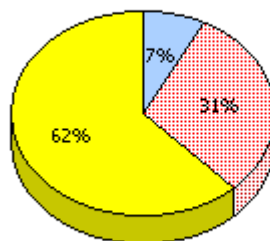
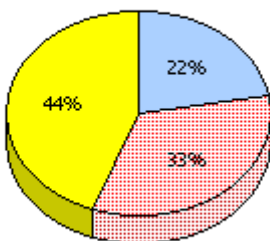
**2009**  
AGR (11)



**2008**  
AGR (18)



**2007**  
AGR (9)



*Unknown*



*Not Yet Meeting (1 or 2)*



*Meeting or Exceeding (3,4,5)*

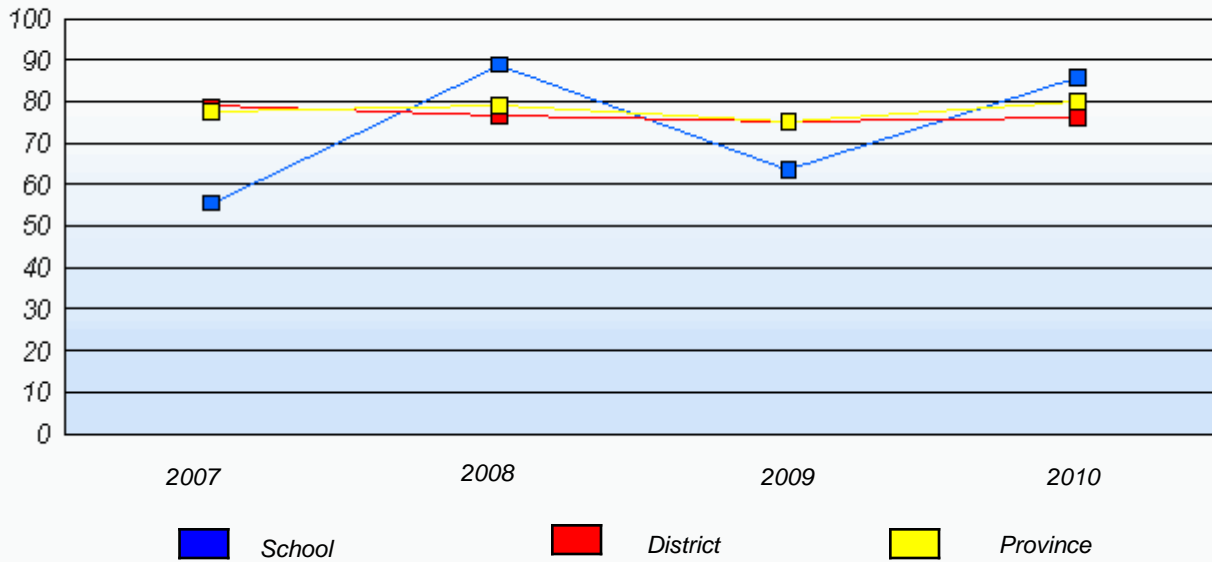
\* In some cases, CRT numbers may exceed AGR numbers based on late enrolments. Pie chart is based on the number of students who wrote the CRT.

\* Reading score is composite of Information and Poetry.

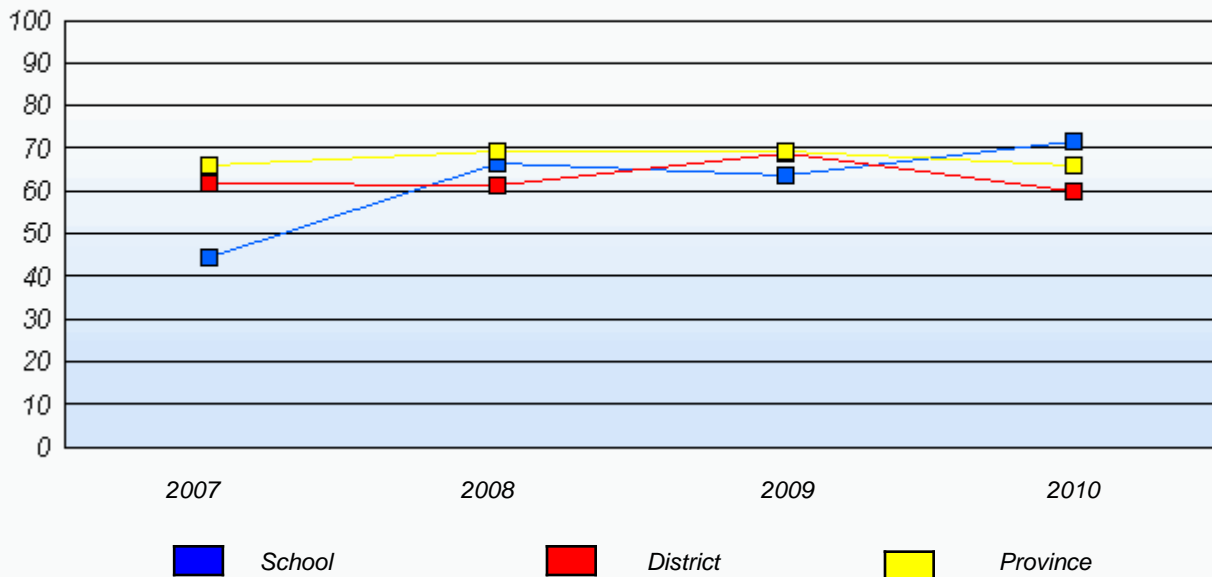
District 3 - Nova Central

School #: 413      Holy Cross School Complex

**Demand Writing**  
 Percentage of students at level 3 or above (2007 - 2010)



**Reading**  
 Percentage of students at level 3 or above (2007 - 2010)



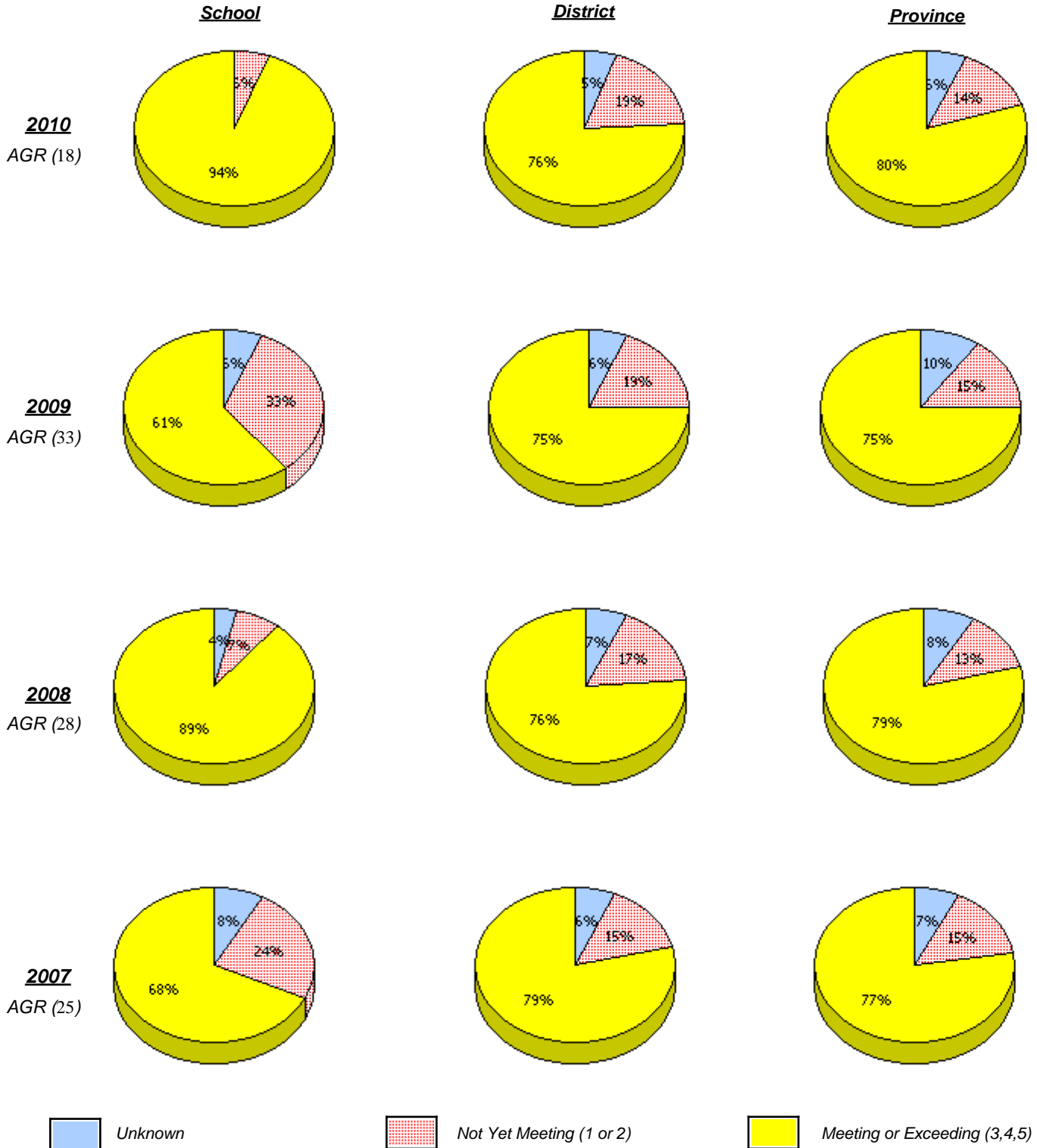
\* In some cases, CRT numbers may exceed AGR numbers based on late enrolments. Pie chart is based on the number of students who wrote the CRT.

\* Reading score is composite of Information and Poetry.

District 3 - Nova Central

School #: 414 Fogo Island Central Academy

***Demand Writing***



\* In some cases, CRT numbers may exceed AGR numbers based on late enrolments. Pie chart is based on the number of students who wrote the CRT.

\* Reading score is composite of Information and Poetry.

District 3 - Nova Central

School #: 414 Fogo Island Central Academy

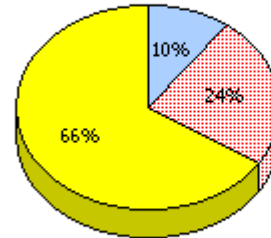
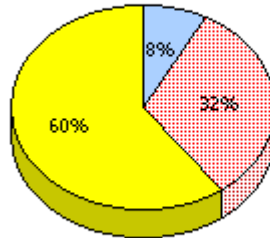
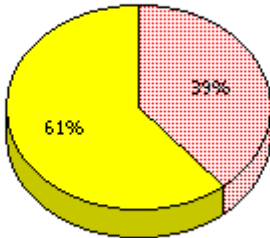
***Reading***

***School***

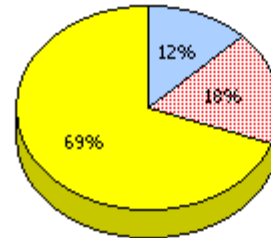
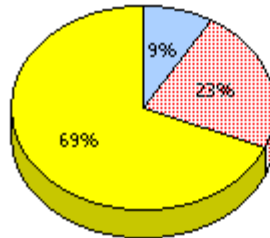
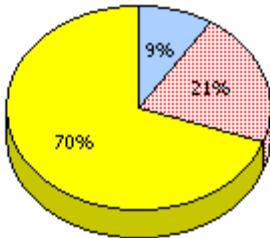
***District***

***Province***

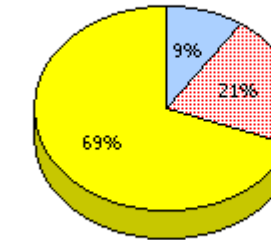
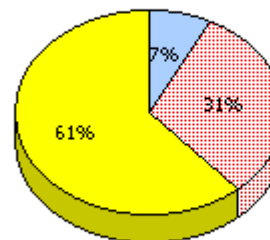
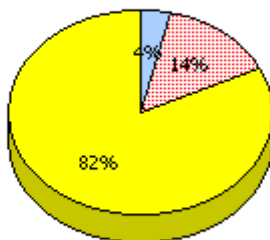
**2010**  
AGR (18)



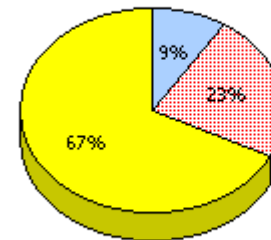
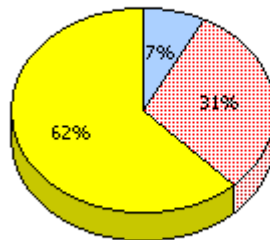
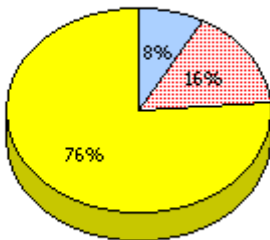
**2009**  
AGR (33)



**2008**  
AGR (28)



**2007**  
AGR (25)



*Unknown*



*Not Yet Meeting (1 or 2)*



*Meeting or Exceeding (3,4,5)*

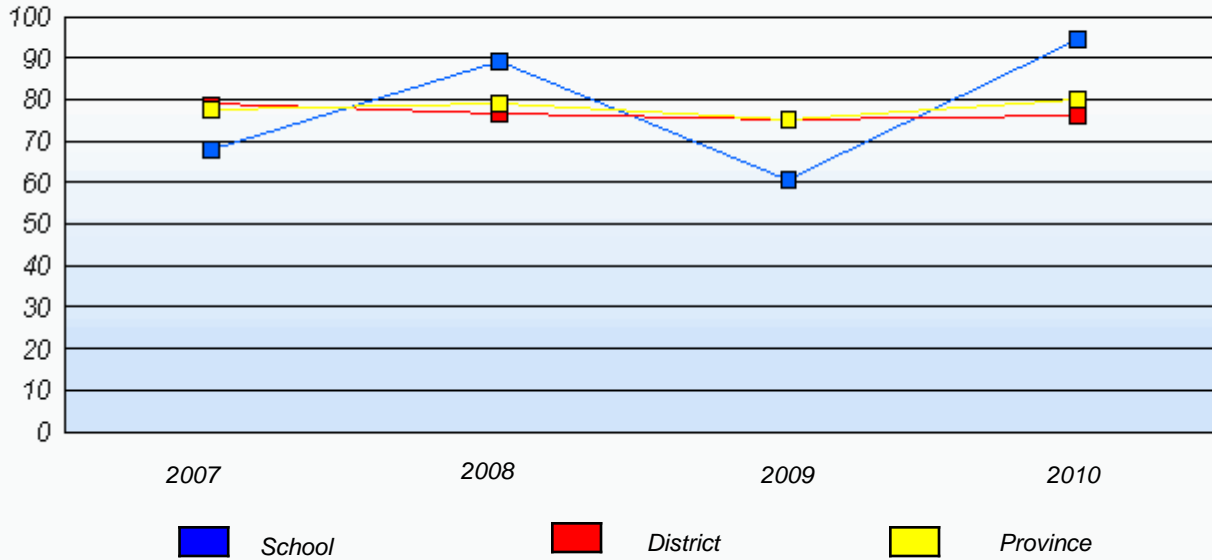
\* In some cases, CRT numbers may exceed AGR numbers based on late enrolments. Pie chart is based on the number of students who wrote the CRT.

\* Reading score is composite of Information and Poetry.

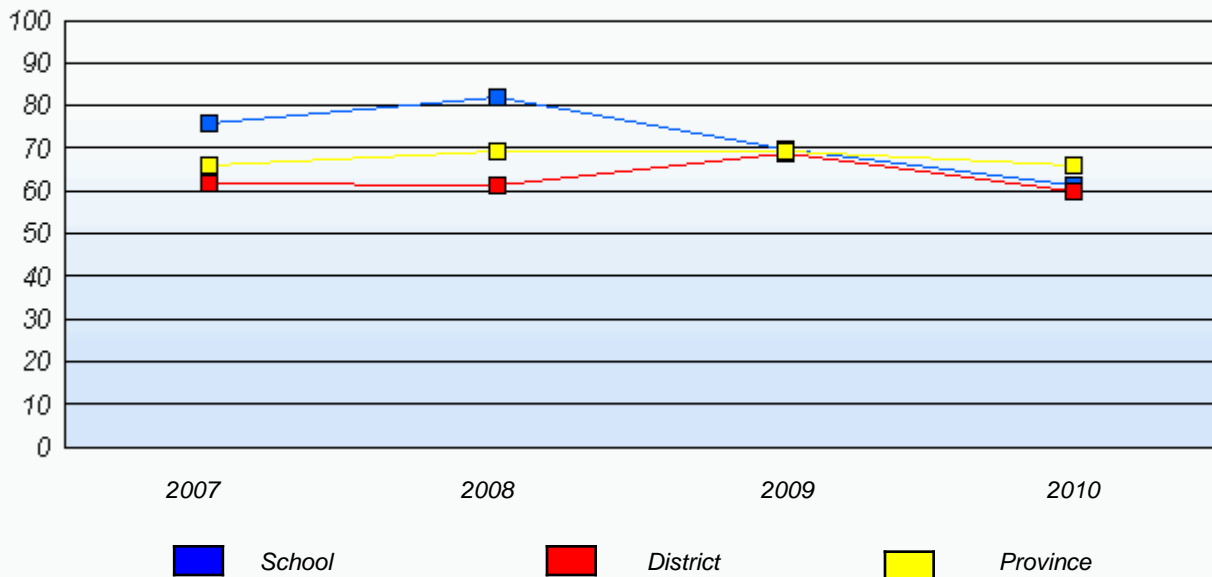
District 3 - Nova Central

School #: 414 Fogo Island Central Academy

**Demand Writing**  
Percentage of students at level 3 or above (2007 - 2010)



**Reading**  
Percentage of students at level 3 or above (2007 - 2010)



\* In some cases, CRT numbers may exceed AGR numbers based on late enrolments. Pie chart is based on the number of students who wrote the CRT.

\* Reading score is composite of Information and Poetry.

District 3 - Nova Central

School #: 416      Smallwood Academy

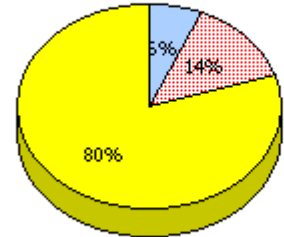
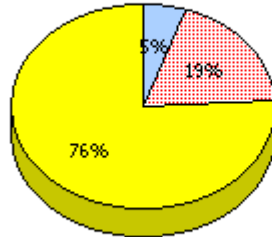
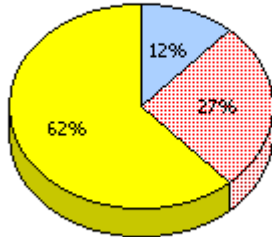
***Demand Writing***

***School***

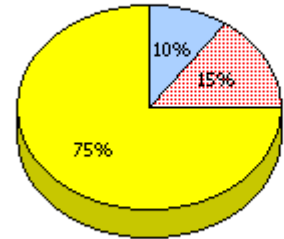
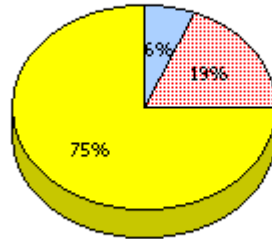
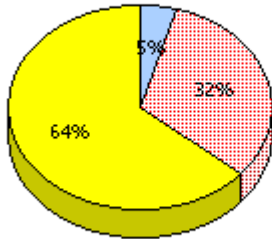
***District***

***Province***

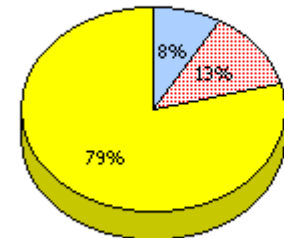
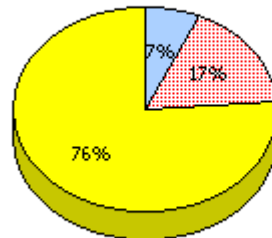
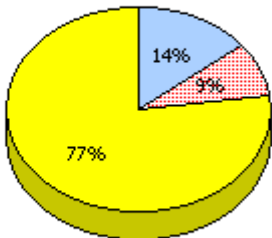
**2010**  
AGR (26)



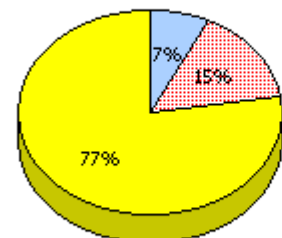
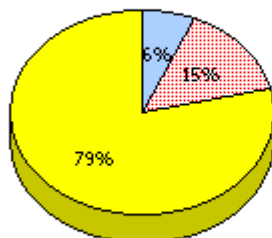
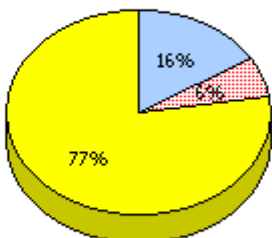
**2009**  
AGR (22)



**2008**  
AGR (35)



**2007**  
AGR (31)



*Unknown*     
  *Not Yet Meeting (1 or 2)*     
  *Meeting or Exceeding (3,4,5)*

\* In some cases, CRT numbers may exceed AGR numbers based on late enrolments. Pie chart is based on the number of students who wrote the CRT.

\* Reading score is composite of Information and Poetry.

District 3 - Nova Central

School #: 416      Smallwood Academy

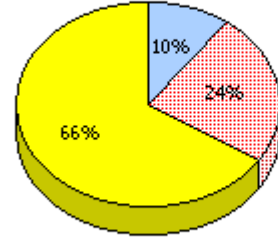
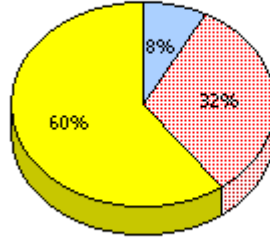
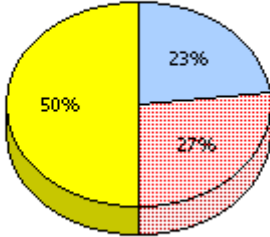
***Reading***

***School***

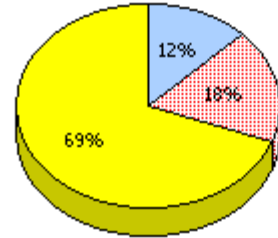
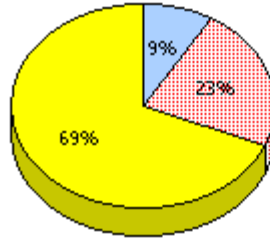
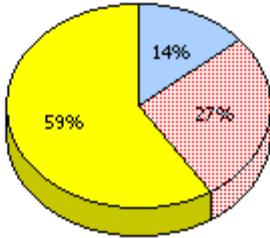
***District***

***Province***

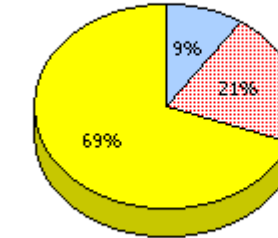
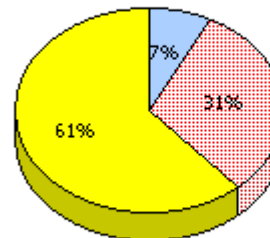
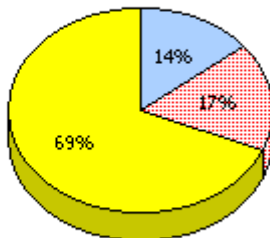
**2010**  
AGR (26)



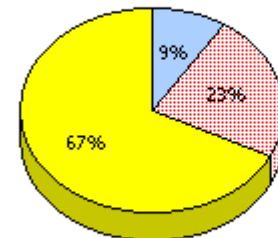
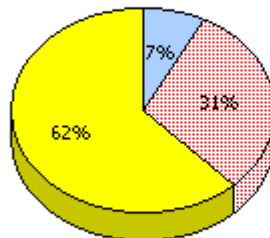
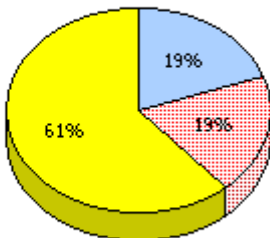
**2009**  
AGR (22)



**2008**  
AGR (35)



**2007**  
AGR (31)



*Unknown*



*Not Yet Meeting (1 or 2)*



*Meeting or Exceeding (3,4,5)*

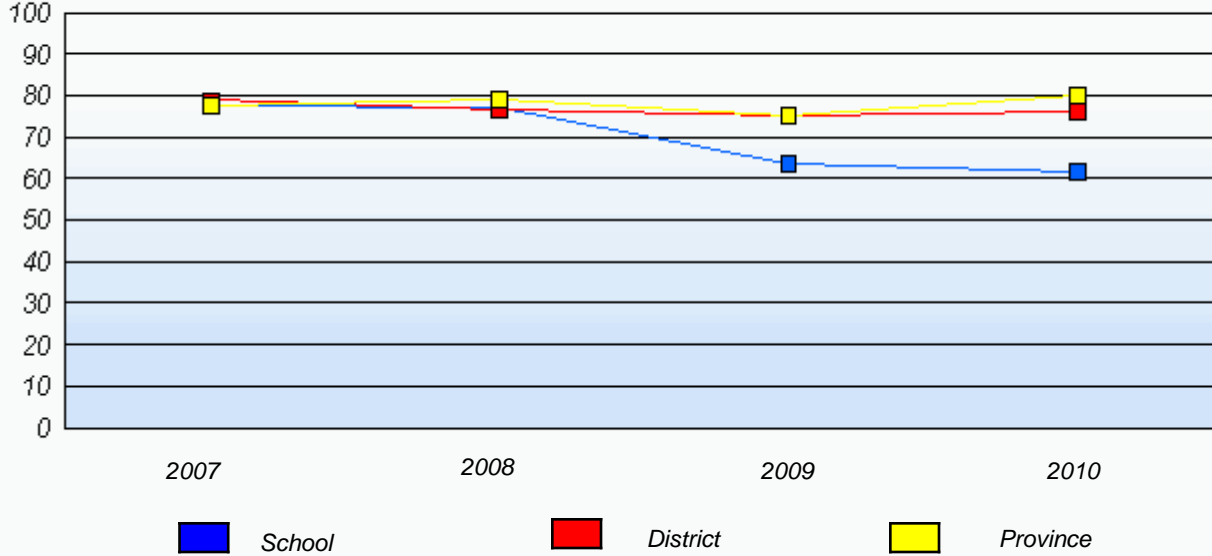
\* In some cases, CRT numbers may exceed AGR numbers based on late enrolments. Pie chart is based on the number of students who wrote the CRT.

\* Reading score is composite of Information and Poetry.

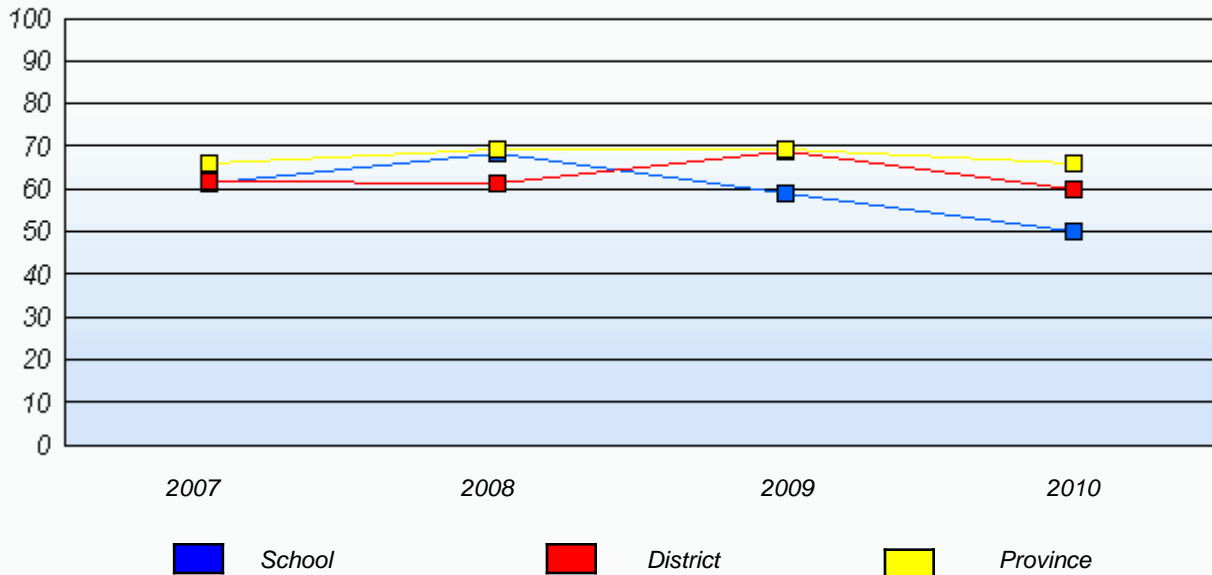
District 3 - Nova Central

School #: 416      Smallwood Academy

**Demand Writing**  
Percentage of students at level 3 or above (2007 - 2010)



**Reading**  
Percentage of students at level 3 or above (2007 - 2010)



\* In some cases, CRT numbers may exceed AGR numbers based on late enrolments. Pie chart is based on the number of students who wrote the CRT.

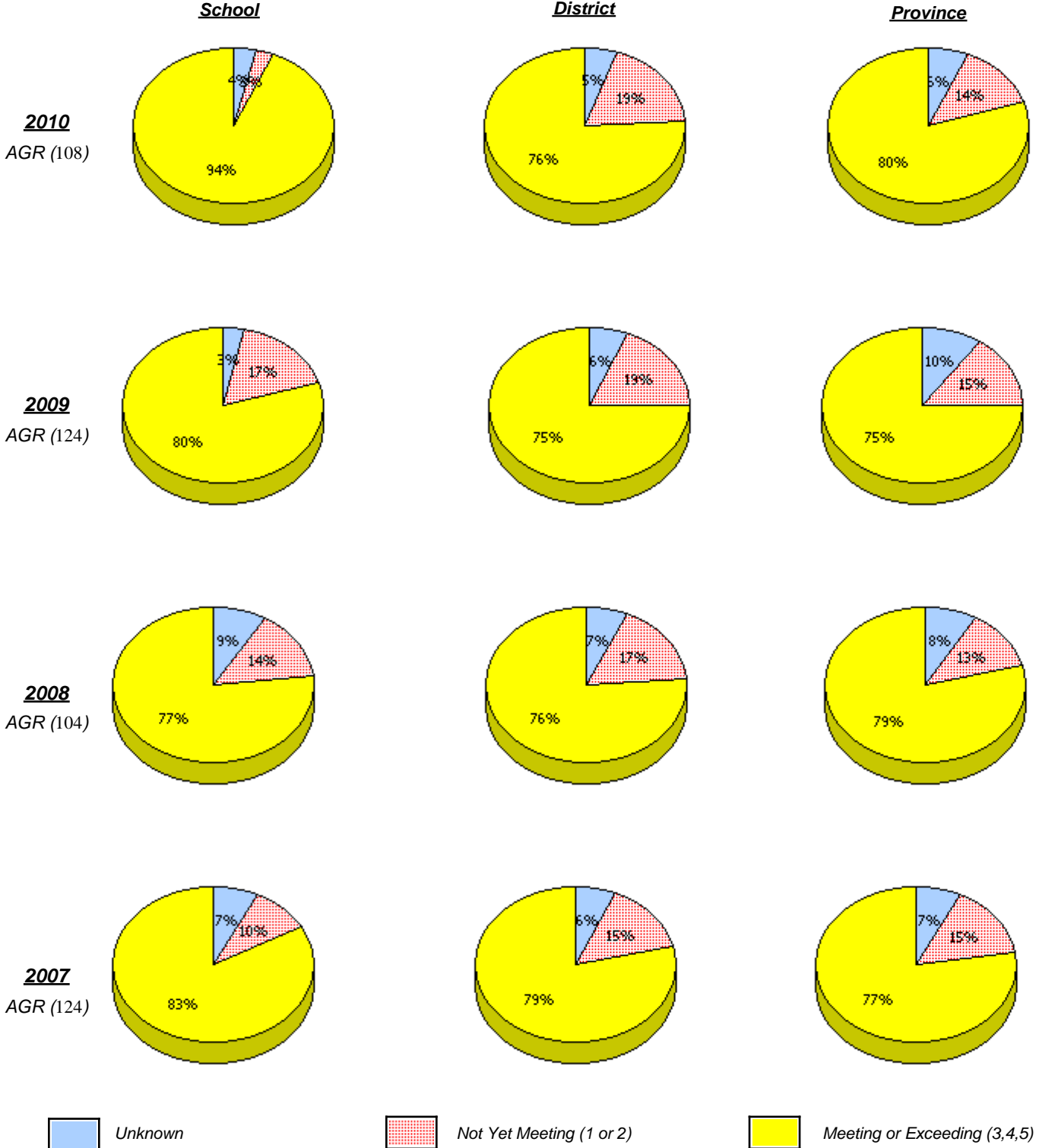
\* Reading score is composite of Information and Poetry.



District 3 - Nova Central

School #: 420      St. Paul's Intermediate School

***Demand Writing***



\* In some cases, CRT numbers may exceed AGR numbers based on late enrolments. Pie chart is based on the number of students who wrote the CRT.

\* Reading score is composite of Information and Poetry.

District 3 - Nova Central

School #: 420      St. Paul's Intermediate School

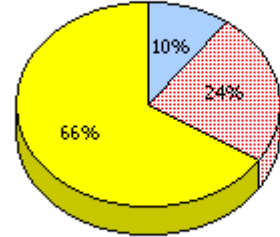
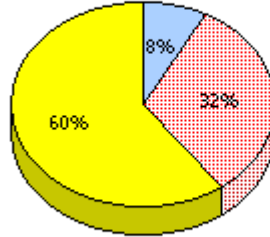
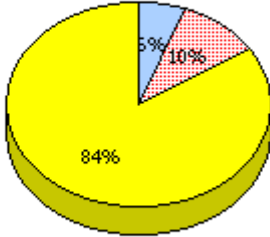
***Reading***

***School***

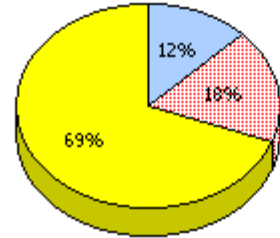
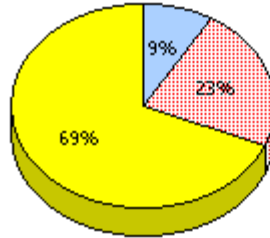
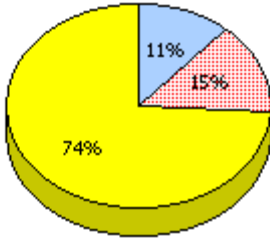
***District***

***Province***

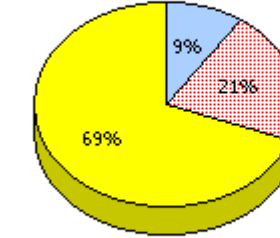
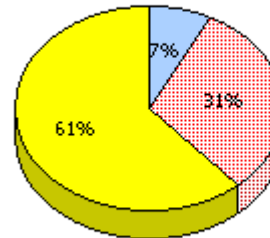
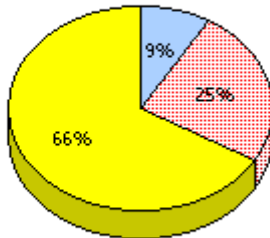
**2010**  
AGR (108)



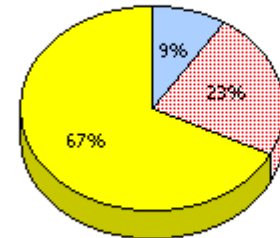
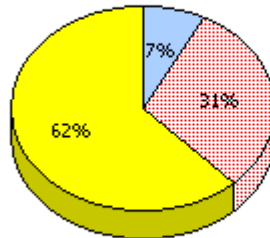
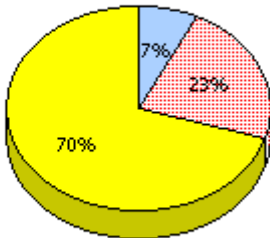
**2009**  
AGR (124)



**2008**  
AGR (104)



**2007**  
AGR (124)



*Unknown*



*Not Yet Meeting (1 or 2)*



*Meeting or Exceeding (3,4,5)*

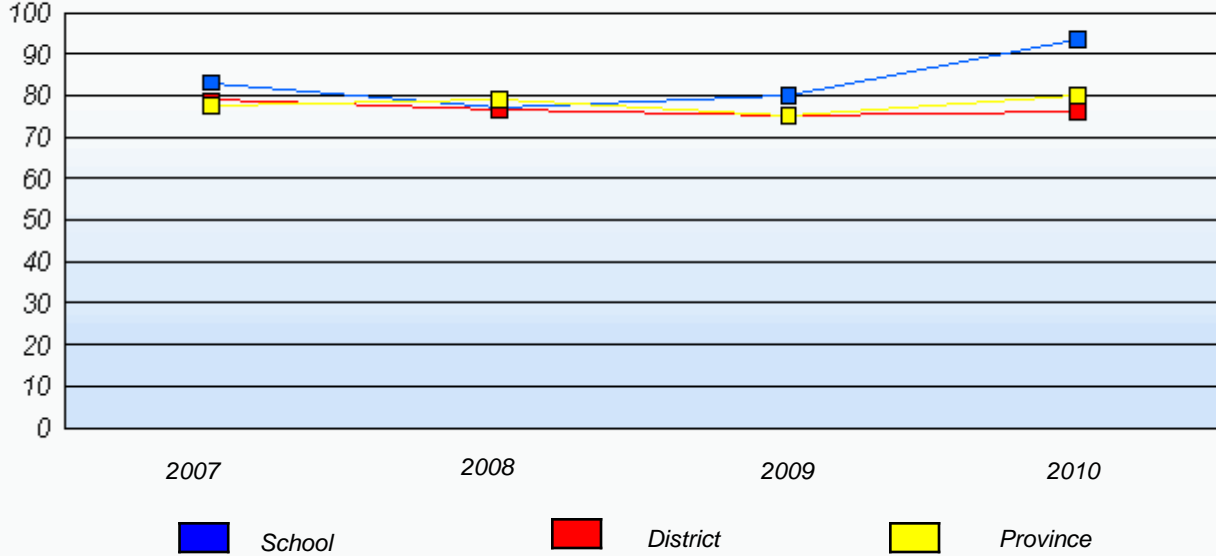
\* In some cases, CRT numbers may exceed AGR numbers based on late enrolments. Pie chart is based on the number of students who wrote the CRT.

\* Reading score is composite of Information and Poetry.

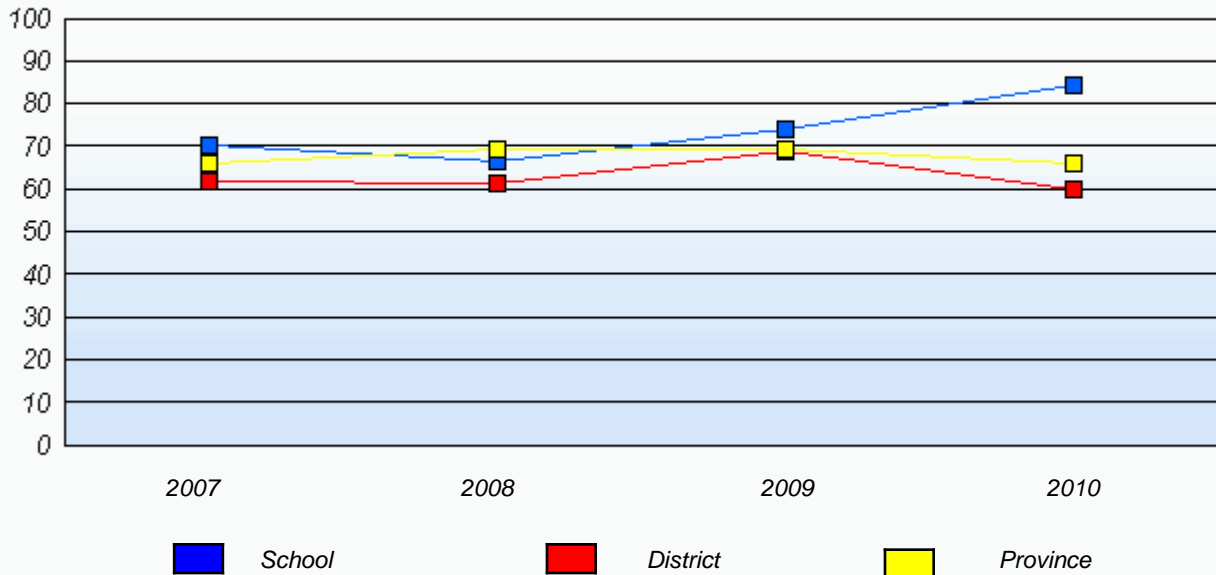
District 3 - Nova Central

School #: 420      St. Paul's Intermediate School

**Demand Writing**  
 Percentage of students at level 3 or above (2007 - 2010)



**Reading**  
 Percentage of students at level 3 or above (2007 - 2010)



\* In some cases, CRT numbers may exceed AGR numbers based on late enrolments. Pie chart is based on the number of students who wrote the CRT.

\* Reading score is composite of Information and Poetry.

District 3 - Nova Central

School #: 421 Lakewood Academy

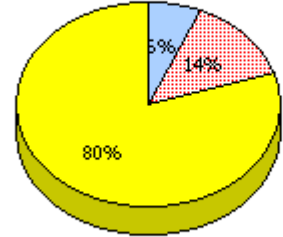
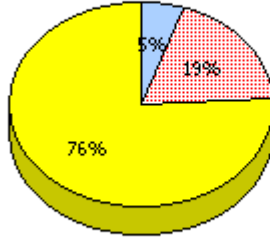
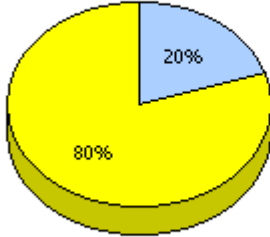
***Demand Writing***

***School***

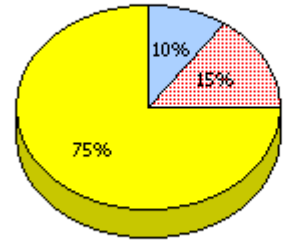
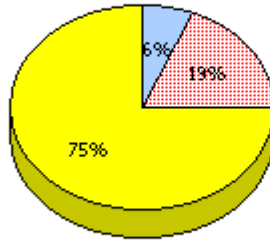
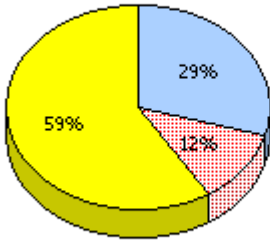
***District***

***Province***

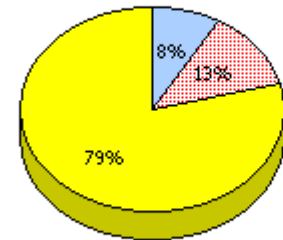
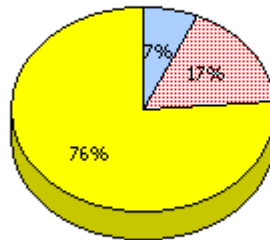
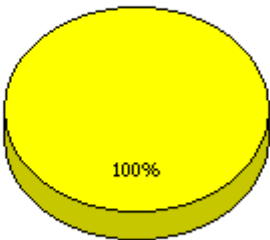
**2010**  
AGR (15)



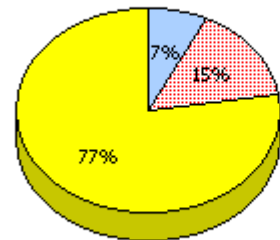
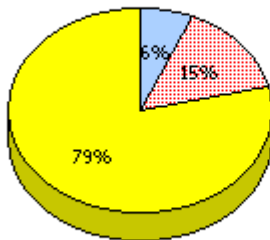
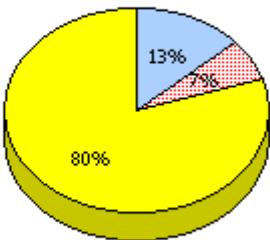
**2009**  
AGR (17)



**2008**  
AGR (14)



**2007**  
AGR (15)



*Unknown*
 *Not Yet Meeting (1 or 2)*
 *Meeting or Exceeding (3,4,5)*

\* In some cases, CRT numbers may exceed AGR numbers based on late enrolments. Pie chart is based on the number of students who wrote the CRT.

\* Reading score is composite of Information and Poetry.

District 3 - Nova Central

School #: 421      Lakewood Academy

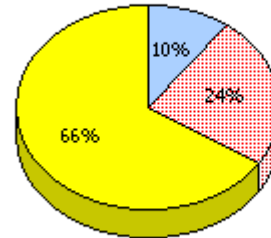
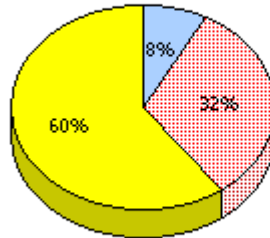
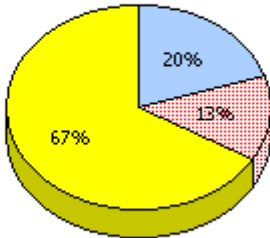
***Reading***

***School***

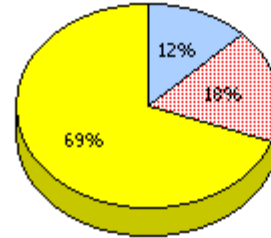
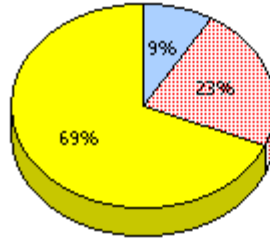
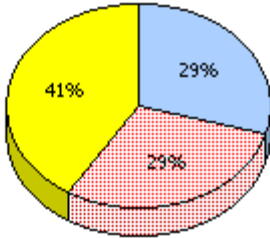
***District***

***Province***

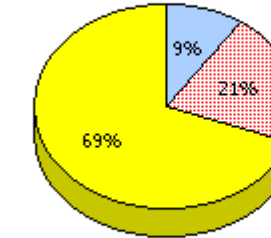
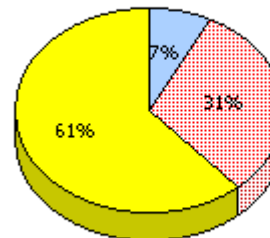
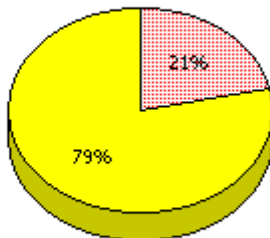
**2010**  
AGR (15)



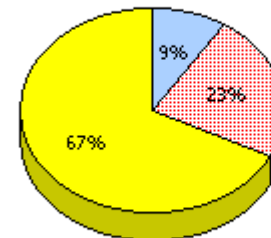
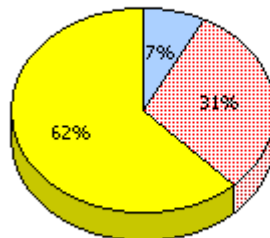
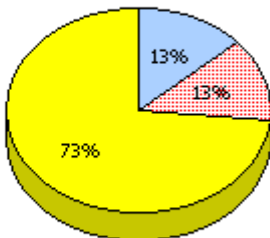
**2009**  
AGR (17)



**2008**  
AGR (14)



**2007**  
AGR (15)



*Unknown*



*Not Yet Meeting (1 or 2)*



*Meeting or Exceeding (3,4,5)*

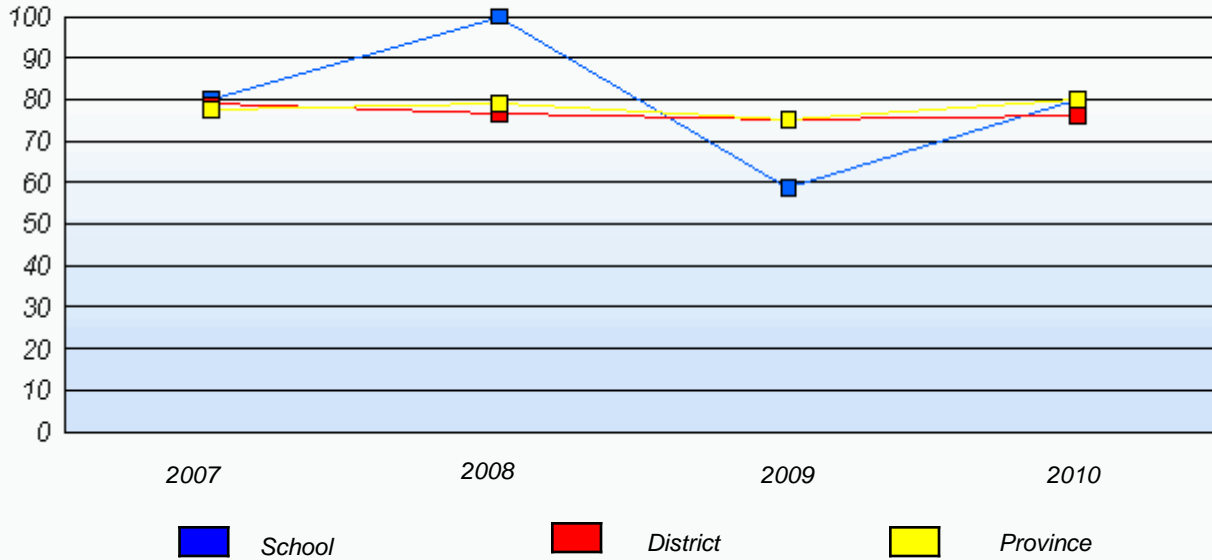
\* In some cases, CRT numbers may exceed AGR numbers based on late enrolments. Pie chart is based on the number of students who wrote the CRT.

\* Reading score is composite of Information and Poetry.

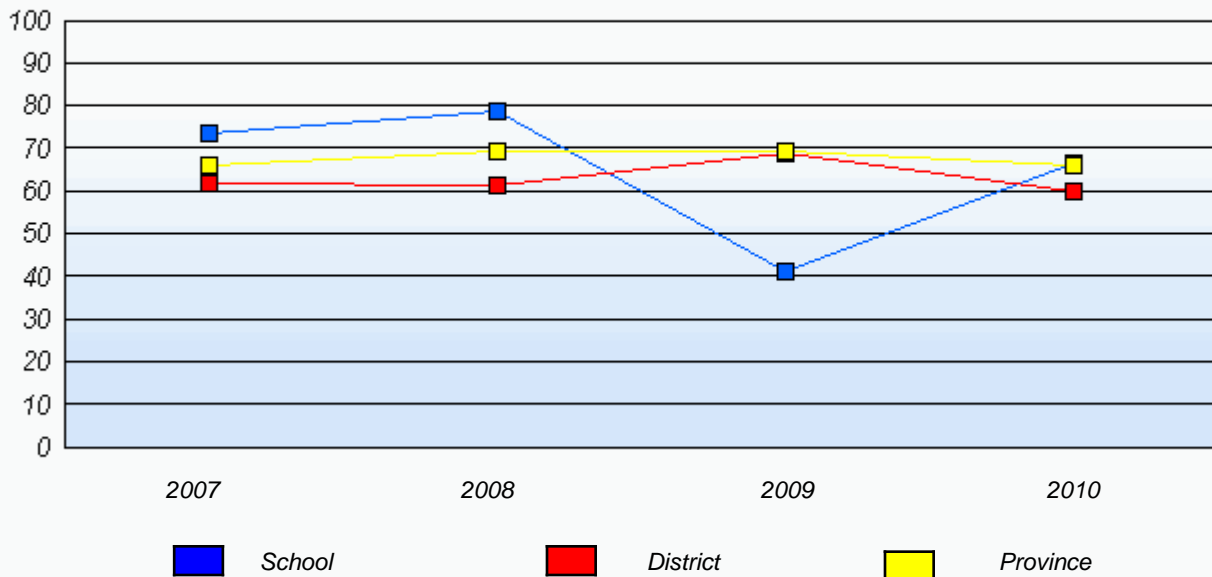
District 3 - Nova Central

School #: 421      Lakewood Academy

**Demand Writing**  
 Percentage of students at level 3 or above (2007 - 2010)



**Reading**  
 Percentage of students at level 3 or above (2007 - 2010)



\* In some cases, CRT numbers may exceed AGR numbers based on late enrolments. Pie chart is based on the number of students who wrote the CRT.

\* Reading score is composite of Information and Poetry.

District 3 - Nova Central

School #: 422      Glovertown Academy

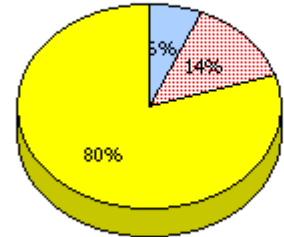
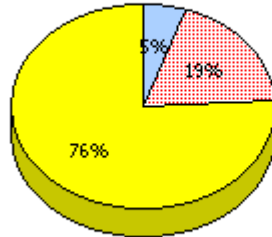
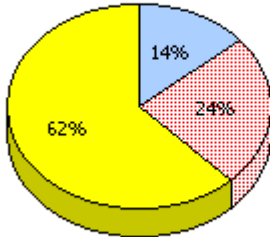
***Demand Writing***

***School***

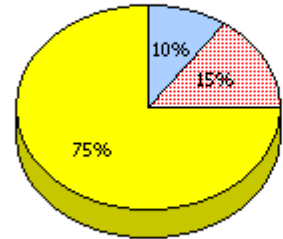
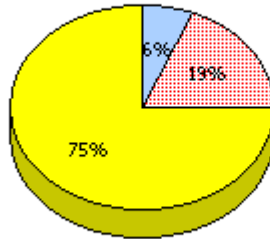
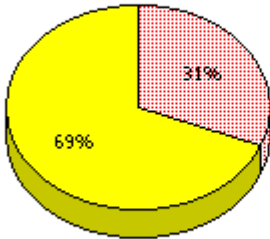
***District***

***Province***

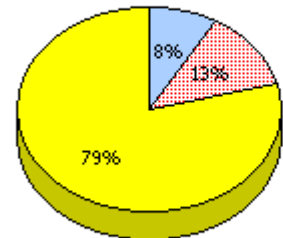
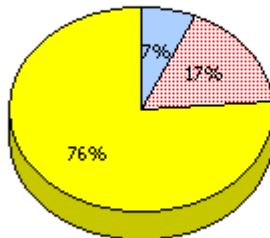
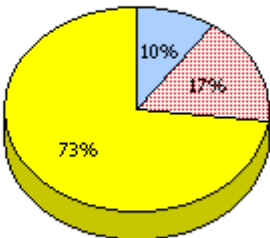
**2010**  
AGR (37)



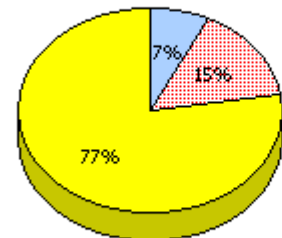
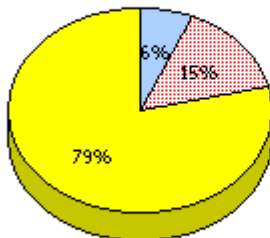
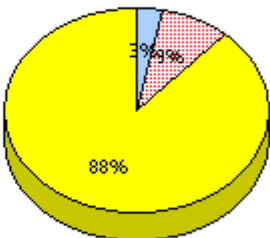
**2009**  
AGR (31)



**2008**  
AGR (41)



**2007**  
AGR (34)



Unknown



Not Yet Meeting (1 or 2)



Meeting or Exceeding (3,4,5)

\* In some cases, CRT numbers may exceed AGR numbers based on late enrolments. Pie chart is based on the number of students who wrote the CRT.

\* Reading score is composite of Information and Poetry.

District 3 - Nova Central

School #: 422      Glovertown Academy

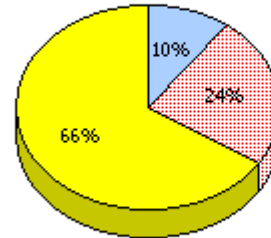
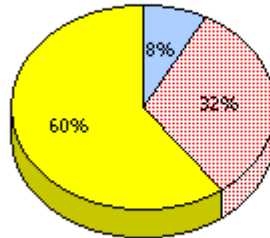
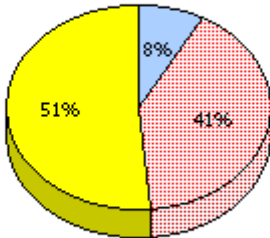
***Reading***

***School***

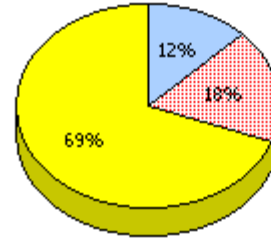
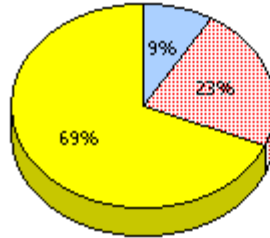
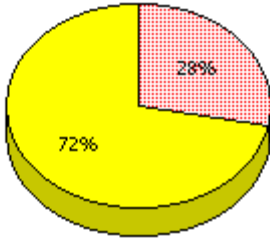
***District***

***Province***

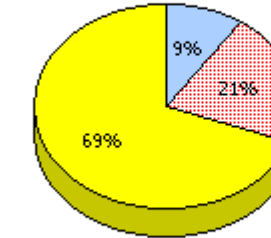
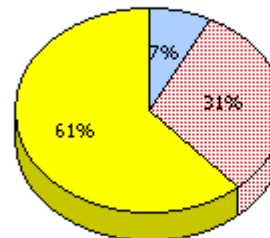
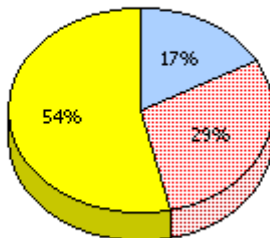
**2010**  
AGR (37)



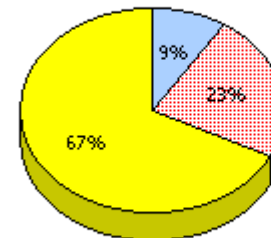
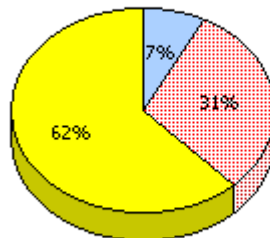
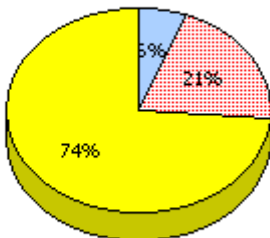
**2009**  
AGR (31)



**2008**  
AGR (41)



**2007**  
AGR (34)



*Unknown*



*Not Yet Meeting (1 or 2)*



*Meeting or Exceeding (3,4,5)*

\* In some cases, CRT numbers may exceed AGR numbers based on late enrolments. Pie chart is based on the number of students who wrote the CRT.

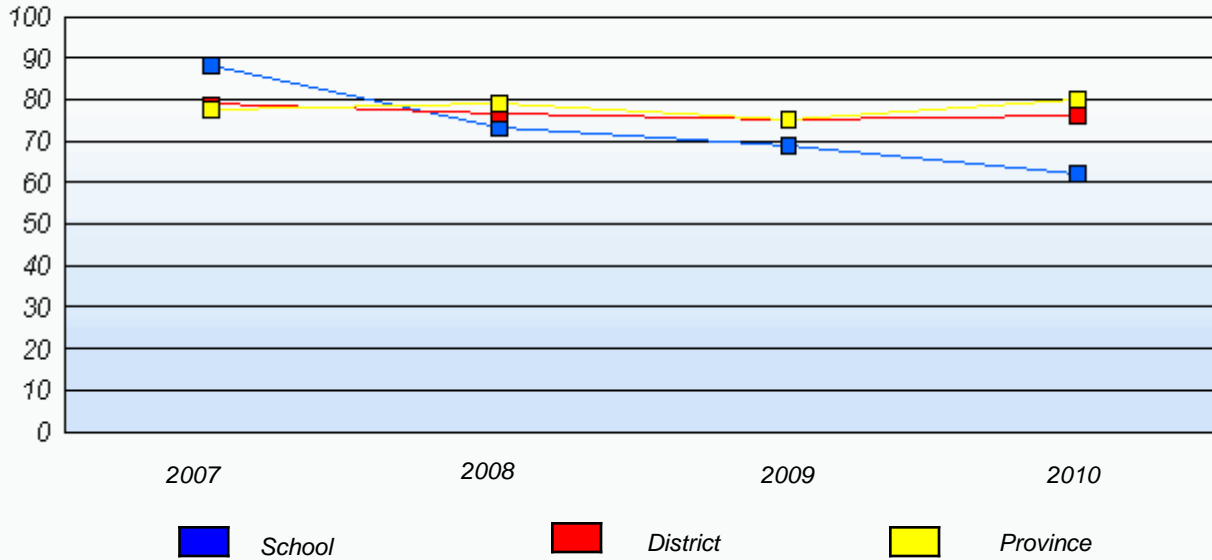
\* Reading score is composite of Information and Poetry.



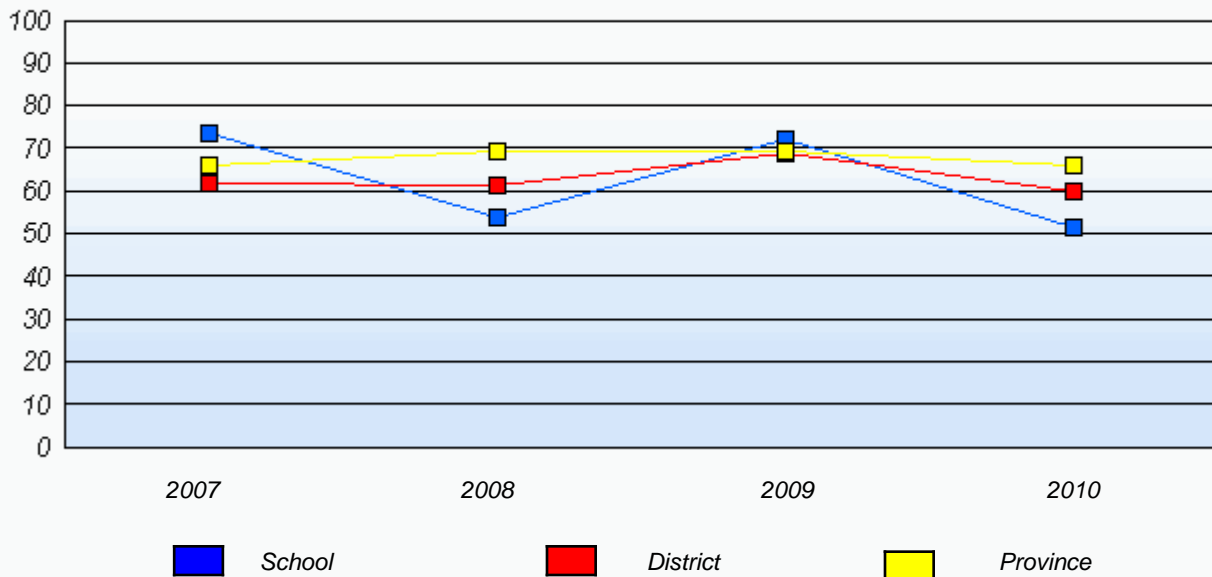
District 3 - Nova Central

School #: 422      Glovertown Academy

**Demand Writing**  
Percentage of students at level 3 or above (2007 - 2010)



**Reading**  
Percentage of students at level 3 or above (2007 - 2010)



\* In some cases, CRT numbers may exceed AGR numbers based on late enrolments. Pie chart is based on the number of students who wrote the CRT.

\* Reading score is composite of Information and Poetry.

District 3 - Nova Central

School #: 426 Hillview Academy

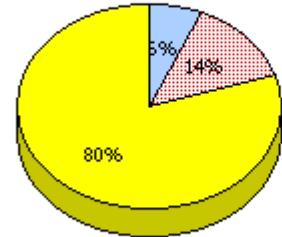
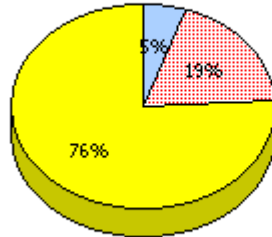
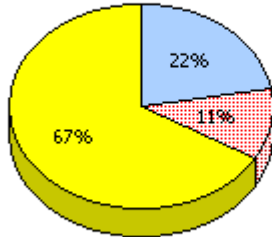
***Demand Writing***

***School***

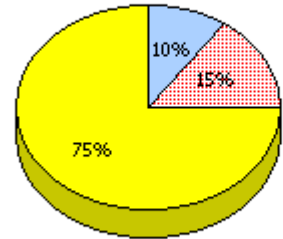
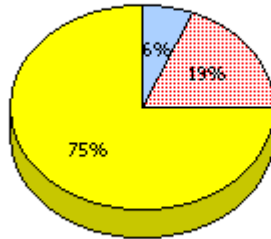
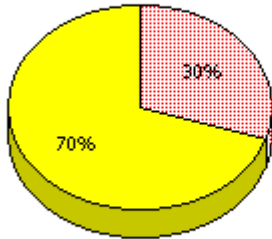
***District***

***Province***

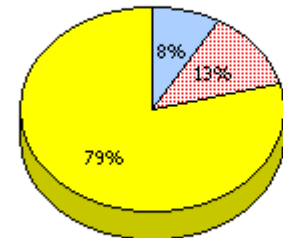
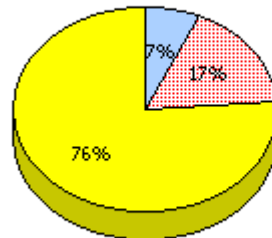
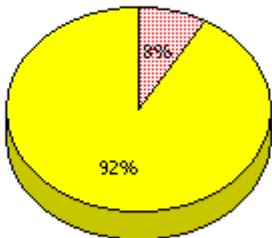
**2010**  
AGR (9)



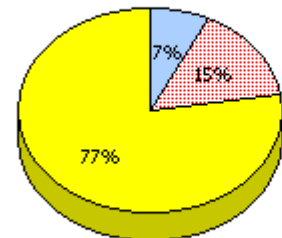
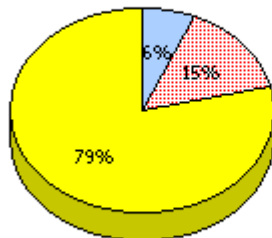
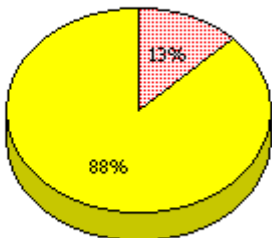
**2009**  
AGR (10)



**2008**  
AGR (12)



**2007**  
AGR (15)



Unknown



Not Yet Meeting (1 or 2)



Meeting or Exceeding (3,4,5)

\* In some cases, CRT numbers may exceed AGR numbers based on late enrolments. Pie chart is based on the number of students who wrote the CRT.

\* Reading score is composite of Information and Poetry.

District 3 - Nova Central

School #: 426 Hillview Academy

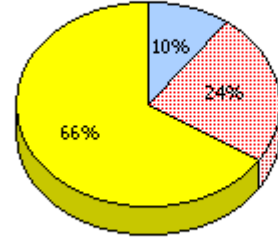
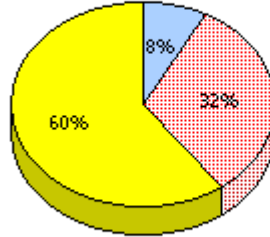
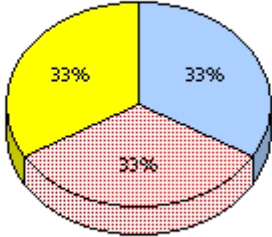
**Reading**

**School**

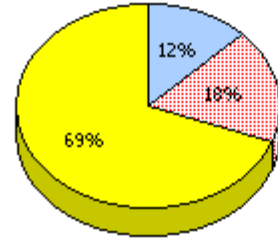
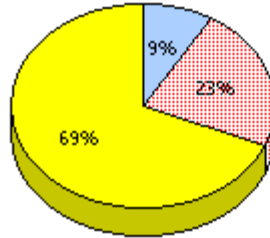
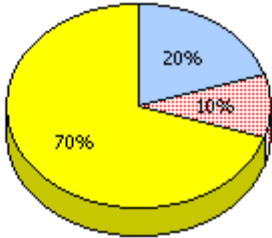
**District**

**Province**

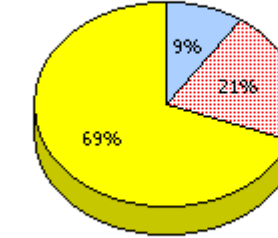
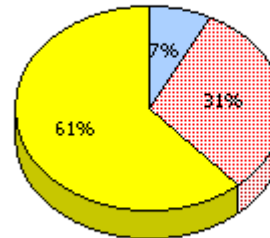
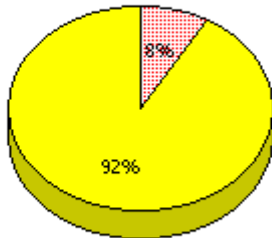
**2010**  
AGR (9)



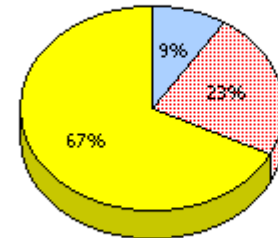
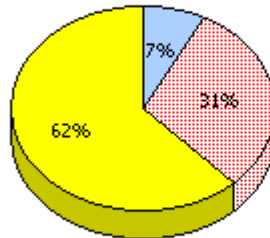
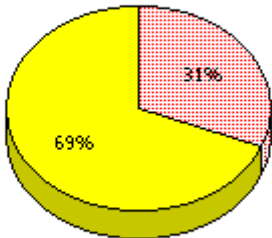
**2009**  
AGR (10)



**2008**  
AGR (12)



**2007**  
AGR (15)



Unknown



Not Yet Meeting (1 or 2)



Meeting or Exceeding (3,4,5)

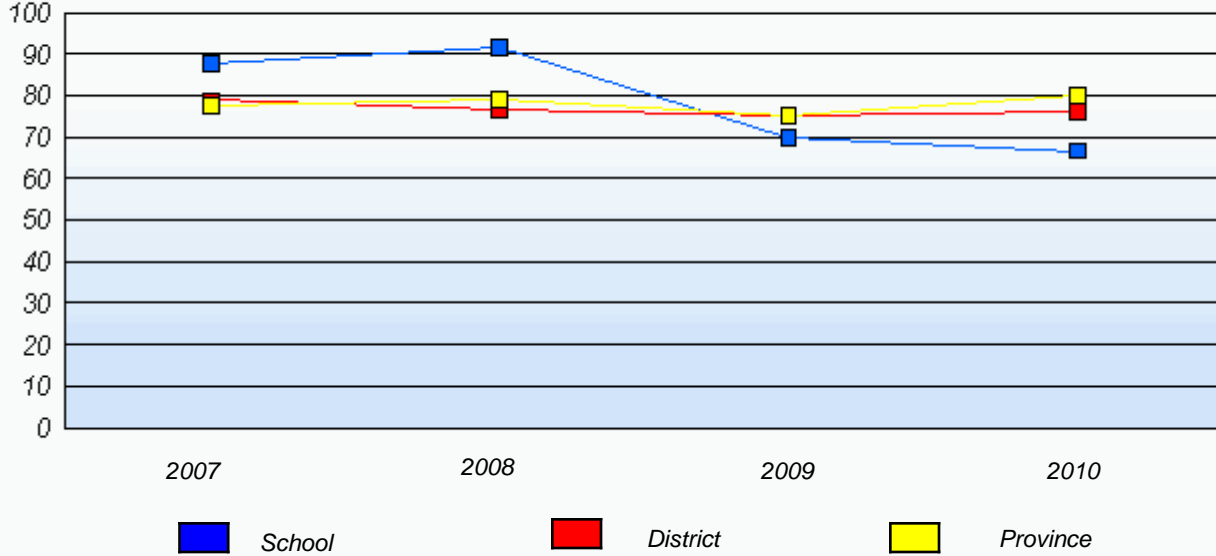
\* In some cases, CRT numbers may exceed AGR numbers based on late enrolments. Pie chart is based on the number of students who wrote the CRT.

\* Reading score is composite of Information and Poetry.

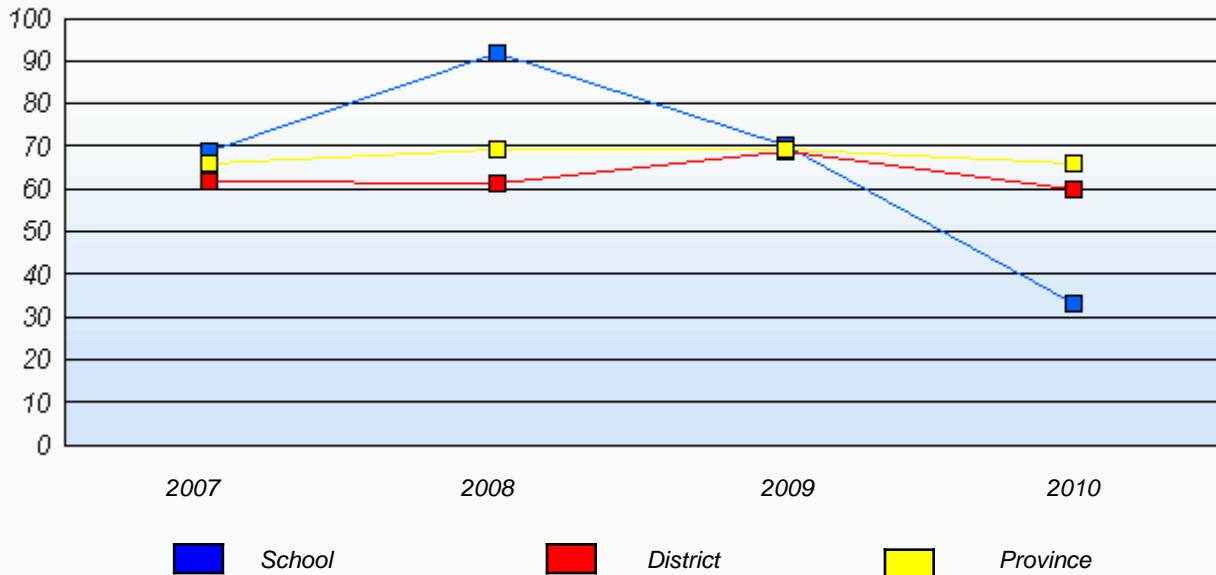
District 3 - Nova Central

School #: 426 Hillview Academy

**Demand Writing**  
Percentage of students at level 3 or above (2007 - 2010)



**Reading**  
Percentage of students at level 3 or above (2007 - 2010)



\* In some cases, CRT numbers may exceed AGR numbers based on late enrolments. Pie chart is based on the number of students who wrote the CRT.

\* Reading score is composite of Information and Poetry.

District 3 - Nova Central

School #: 478      New World Island Academy

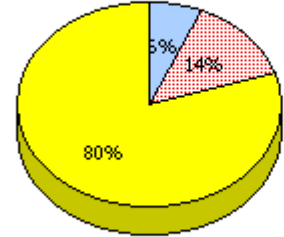
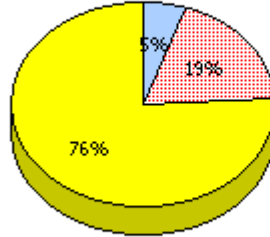
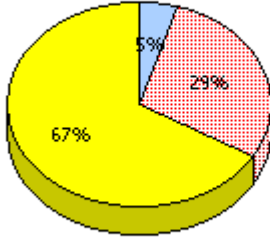
***Demand Writing***

***School***

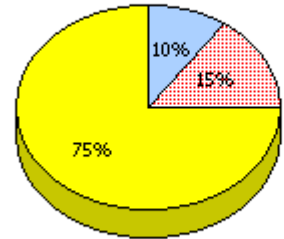
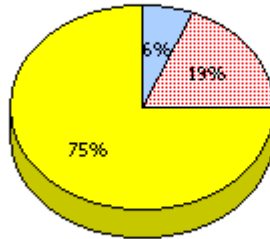
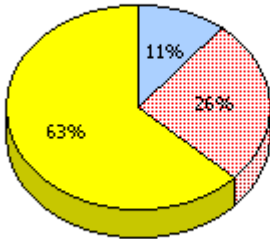
***District***

***Province***

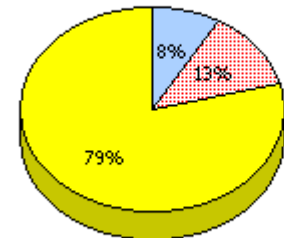
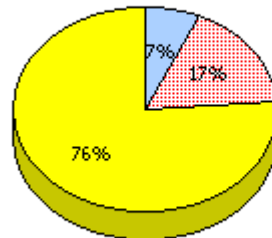
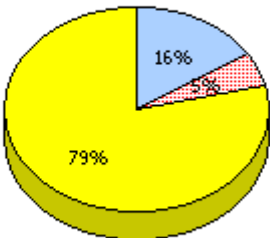
**2010**  
AGR (42)



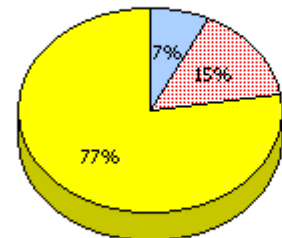
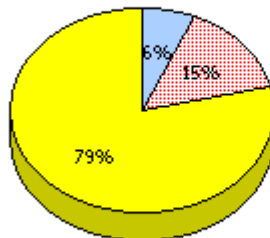
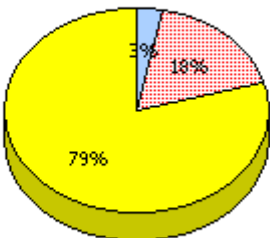
**2009**  
AGR (46)



**2008**  
AGR (38)



**2007**  
AGR (34)



\* In some cases, CRT numbers may exceed AGR numbers based on late enrolments. Pie chart is based on the number of students who wrote the CRT.

\* Reading score is composite of Information and Poetry.

District 3 - Nova Central

School #: 478      New World Island Academy

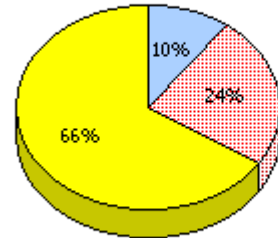
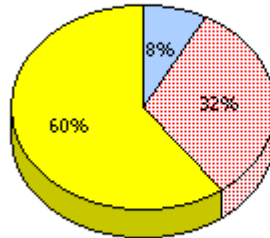
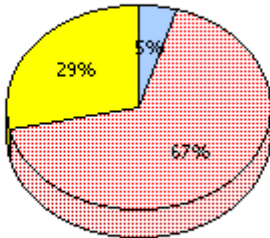
***Reading***

***School***

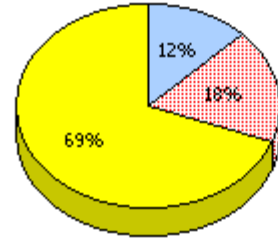
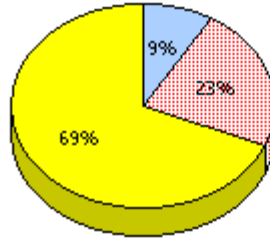
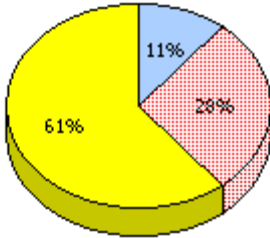
***District***

***Province***

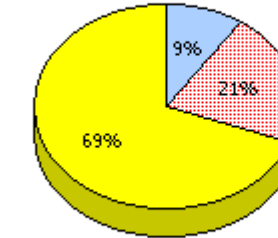
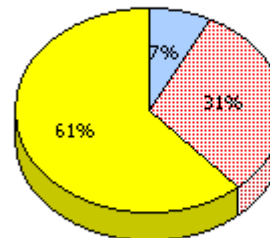
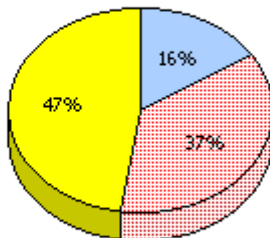
**2010**  
AGR (42)



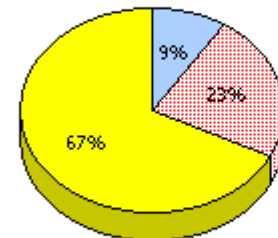
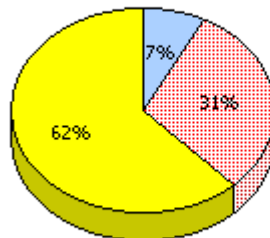
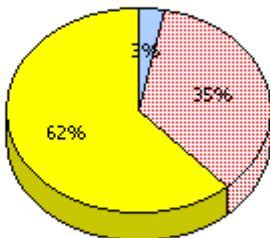
**2009**  
AGR (46)



**2008**  
AGR (38)



**2007**  
AGR (34)



Unknown



Not Yet Meeting (1 or 2)



Meeting or Exceeding (3,4,5)

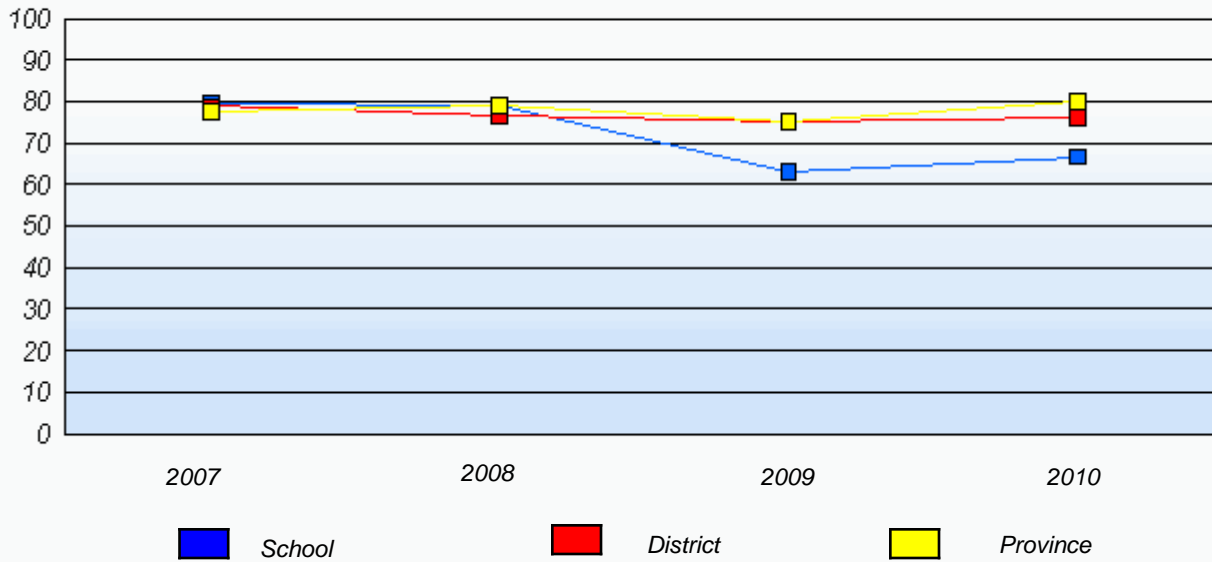
\* In some cases, CRT numbers may exceed AGR numbers based on late enrolments. Pie chart is based on the number of students who wrote the CRT.

\* Reading score is composite of Information and Poetry.

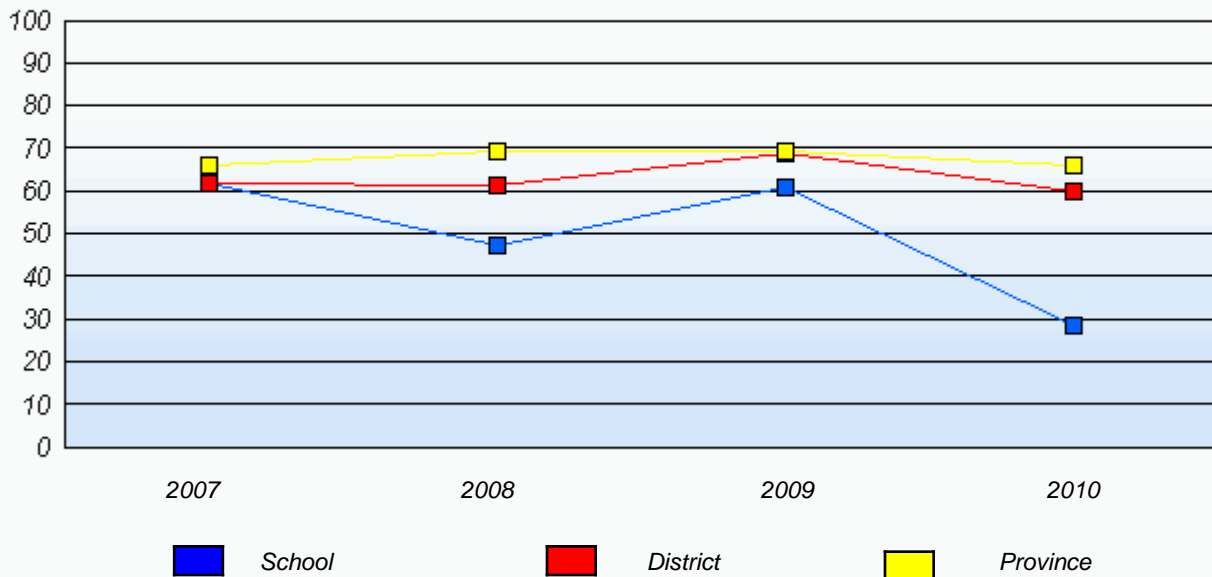
District 3 - Nova Central

School #: 478      New World Island Academy

**Demand Writing**  
 Percentage of students at level 3 or above (2007 - 2010)



**Reading**  
 Percentage of students at level 3 or above (2007 - 2010)



\* In some cases, CRT numbers may exceed AGR numbers based on late enrolments. Pie chart is based on the number of students who wrote the CRT.

\* Reading score is composite of Information and Poetry.

District 3 - Nova Central

School #: 481 Exploits Valley Intermediate

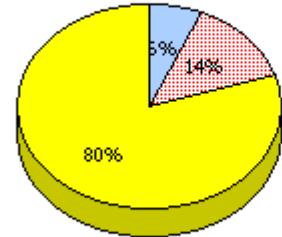
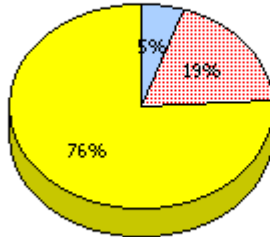
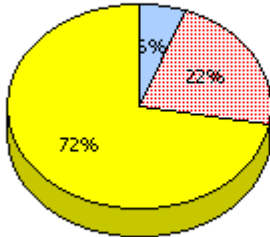
***Demand Writing***

***School***

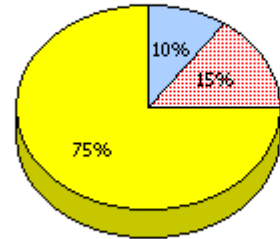
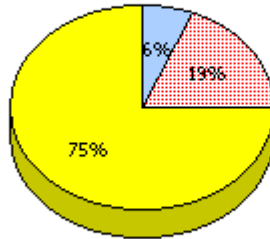
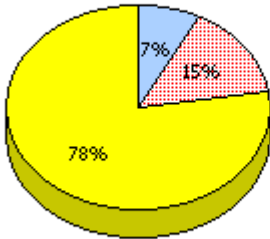
***District***

***Province***

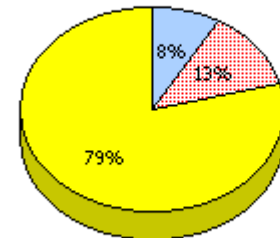
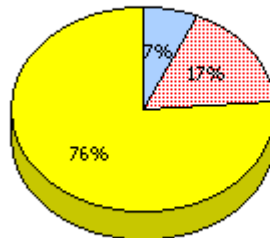
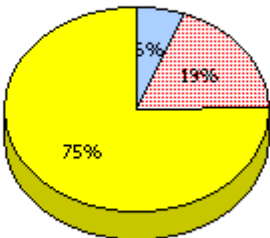
**2010**  
AGR (159)



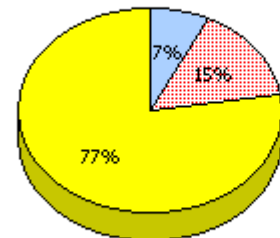
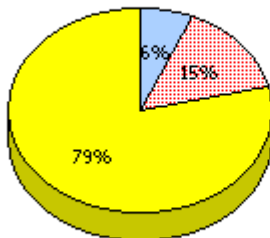
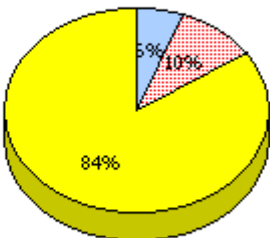
**2009**  
AGR (161)



**2008**  
AGR (134)



**2007**  
AGR (161)



Unknown



Not Yet Meeting (1 or 2)



Meeting or Exceeding (3,4,5)

\* In some cases, CRT numbers may exceed AGR numbers based on late enrolments. Pie chart is based on the number of students who wrote the CRT.

\* Reading score is composite of Information and Poetry.



District 3 - Nova Central

School #: 481 Exploits Valley Intermediate

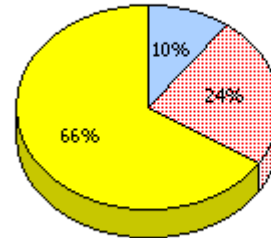
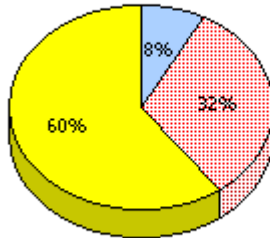
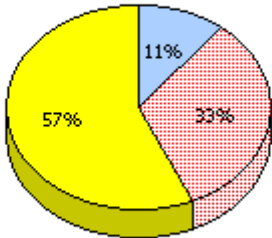
**Reading**

**School**

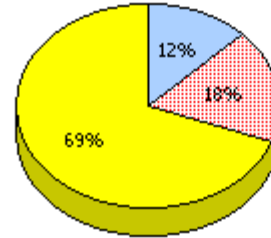
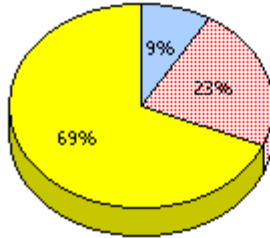
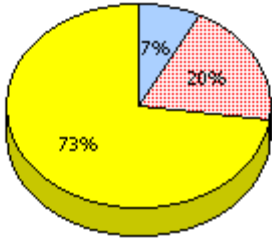
**District**

**Province**

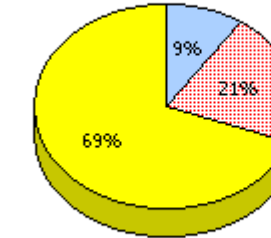
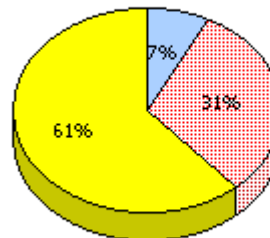
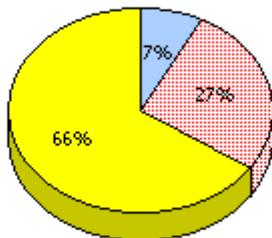
**2010**  
AGR (159)



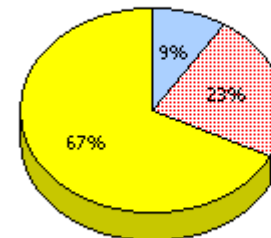
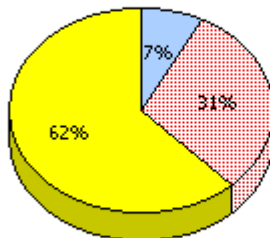
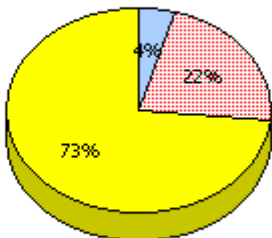
**2009**  
AGR (161)



**2008**  
AGR (134)



**2007**  
AGR (161)



Unknown



Not Yet Meeting (1 or 2)



Meeting or Exceeding (3,4,5)

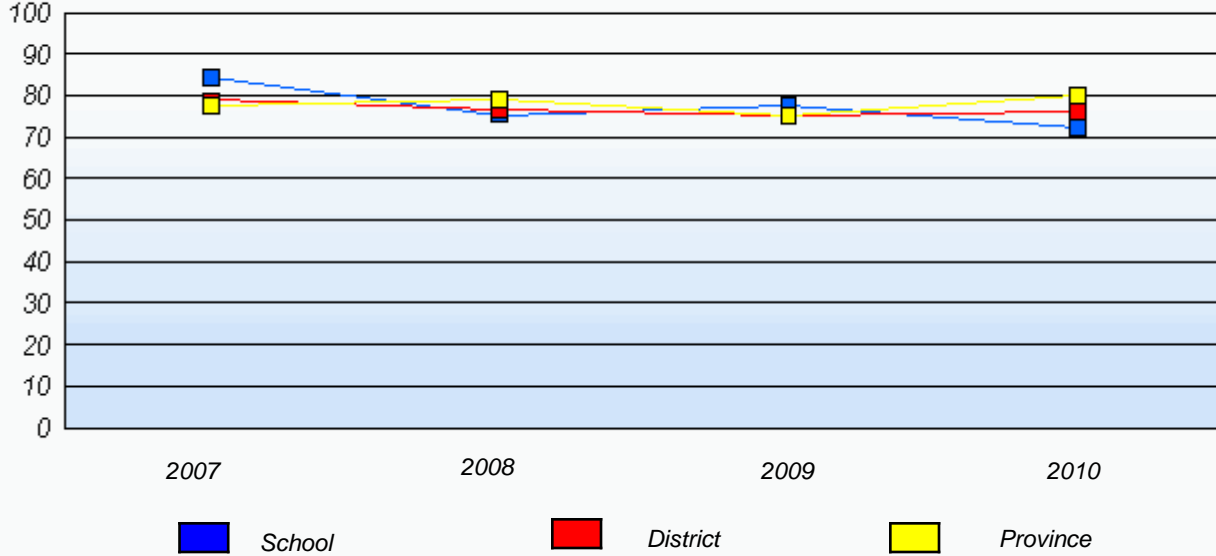
\* In some cases, CRT numbers may exceed AGR numbers based on late enrolments. Pie chart is based on the number of students who wrote the CRT.

\* Reading score is composite of Information and Poetry.

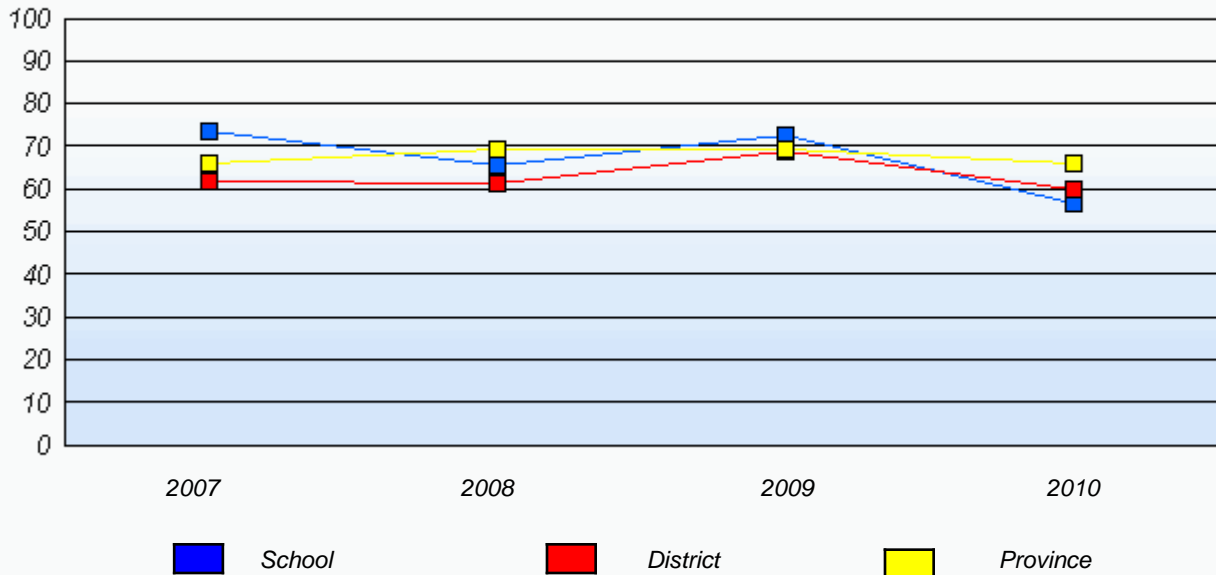
District 3 - Nova Central

School #: 481      Exploits Valley Intermediate

**Demand Writing**  
 Percentage of students at level 3 or above (2007 - 2010)



**Reading**  
 Percentage of students at level 3 or above (2007 - 2010)



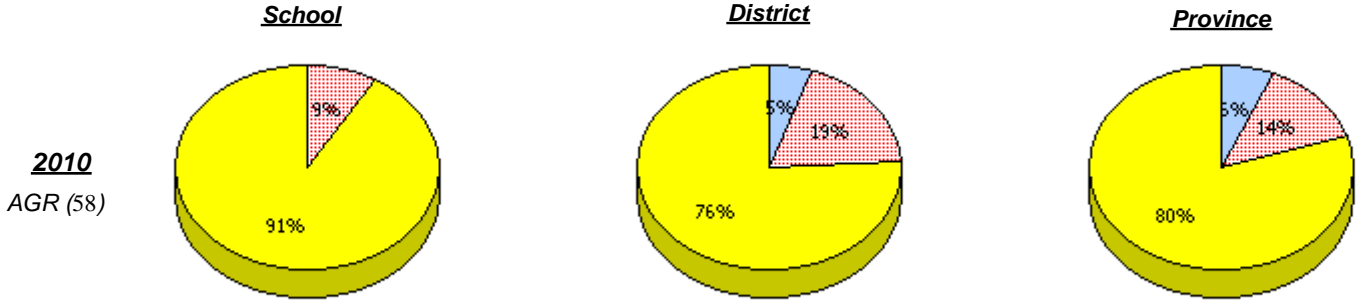
\* In some cases, CRT numbers may exceed AGR numbers based on late enrolments. Pie chart is based on the number of students who wrote the CRT.

\* Reading score is composite of Information and Poetry.

District 3 - Nova Central

School #: 486      Lewisporte Intermediate

***Demand Writing***



**2009**  
AGR (0)

**2008**  
AGR (0)

**2007**  
AGR (0)



\* In some cases, CRT numbers may exceed AGR numbers based on late enrolments. Pie chart is based on the number of students who wrote the CRT.

\* Reading score is composite of Information and Poetry.

District 3 - Nova Central

School #: 486      Lewisporte Intermediate

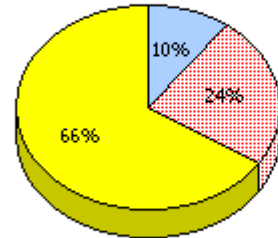
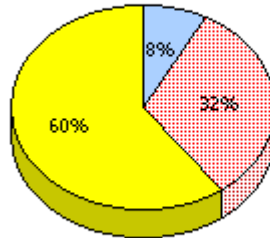
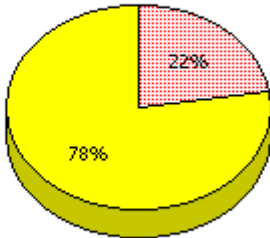
***Reading***

***School***

***District***

***Province***

**2010**  
AGR (58)



**2009**  
AGR (0)

**2008**  
AGR (0)

**2007**  
AGR (0)



*Unknown*



*Not Yet Meeting (1 or 2)*



*Meeting or Exceeding (3,4,5)*

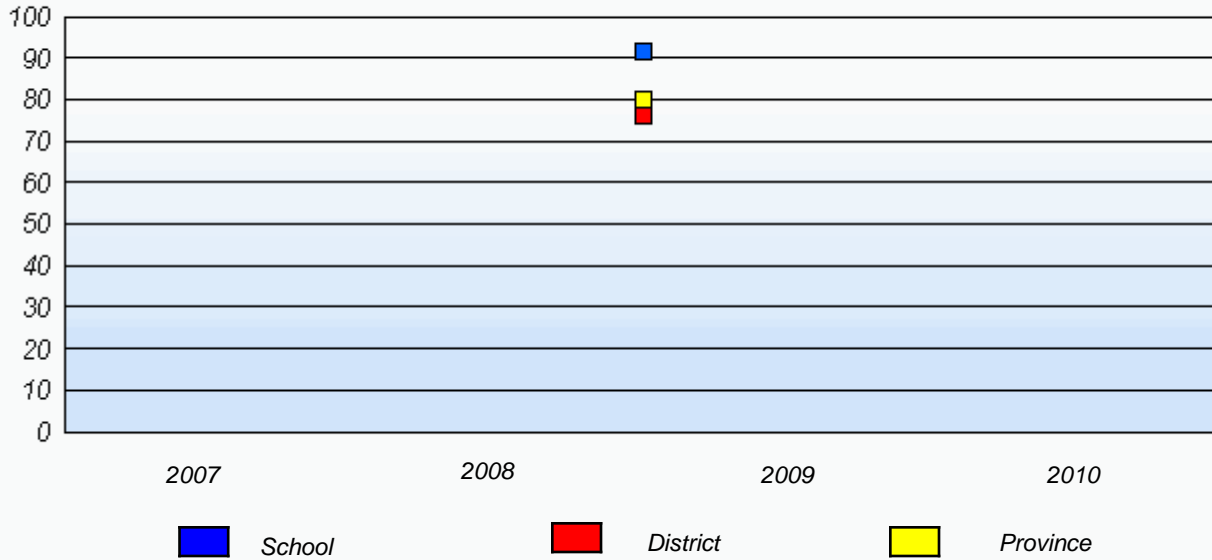
\* In some cases, CRT numbers may exceed AGR numbers based on late enrolments. Pie chart is based on the number of students who wrote the CRT.

\* Reading score is composite of Information and Poetry.

District 3 - Nova Central

School #: 486      Lewisporte Intermediate

**Demand Writing**  
 Percentage of students at level 3 or above (2007 - 2010)



**Reading**  
 Percentage of students at level 3 or above (2007 - 2010)



\* In some cases, CRT numbers may exceed AGR numbers based on late enrolments. Pie chart is based on the number of students who wrote the CRT.

\* Reading score is composite of Information and Poetry.