

District 1 - Labrador

#001 - St. Peter's School, Black Tickle

Classification: Rural
Offers Distance Education: Yes

Grades: K,2-12

Number of Grades: 12

[School FTE PTR : 5.7](#)

[District FTE PTR : 11.5](#)

[Provincial FTE PTR : 12.3](#)

[FTE Teachers](#) *** : 5.0

Enrolment By Age and Gender

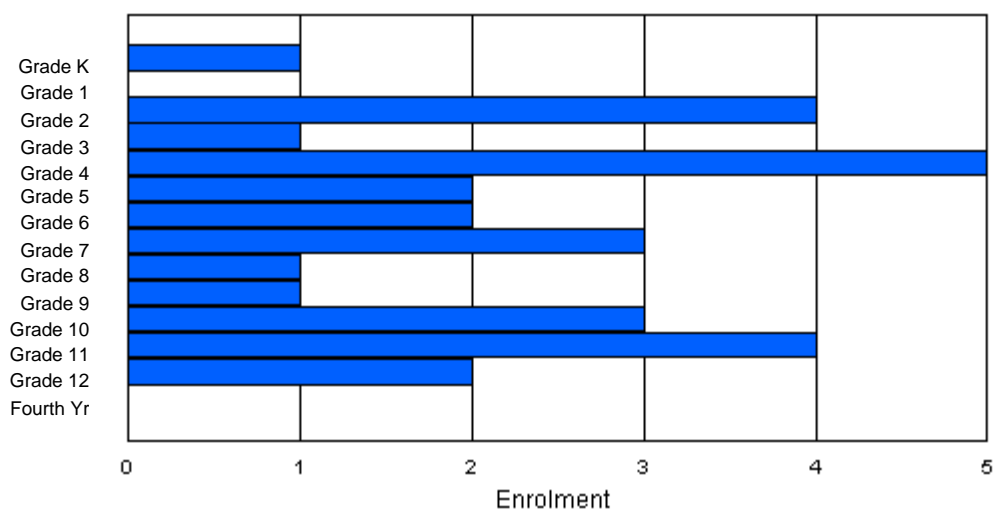
Gender	Age																	Total
	5	6	7	8	9	10	11	12	13	14	15	16	17	18	19	20>		
Male	1	0	1	1	3	3	1	0	1	0	2	1	1	0	1	0	16	
Female	0	0	3	0	1	0	1	3	0	0	0	4	0	0	0	1	13	
Total	1	0	4	1	4	3	2	3	1	0	2	5	1	0	1	1	29	

Enrolment By Grade and Gender

	<u>Grade</u>														
Gender	K	1	2	3	4	5	6	7	8	9	10	11	12	4th	Total
Male	1	0	1	1	4	2	1	0	1	1	1	1	2	0	16
Female	0	0	3	0	1	0	1	3	0	0	2	3	0	0	13
Total	1	0	4	1	5	2	2	3	1	1	3	4	2	0	29

Enrolment By Grade

For 001



* Data from the 2008-2009 AGR(Enrolment/Age as of the last day in Sept./Dec.)

** Newfoundland Statistics Classification System

*** May include itinerant teachers

District 1 - Labrador

#002 - Henry Gordon Academy, Cartwright

Grades: K-12

Number of Grades: 13

[FTE Teachers](#) *** : 11.0

Classification: Rural

Offers Distance Education: Yes

[School FTE PTR : 7.5](#)

[District FTE PTR : 11.5](#)

[Provincial FTE PTR : 12.3](#)

Enrolment By Age and Gender

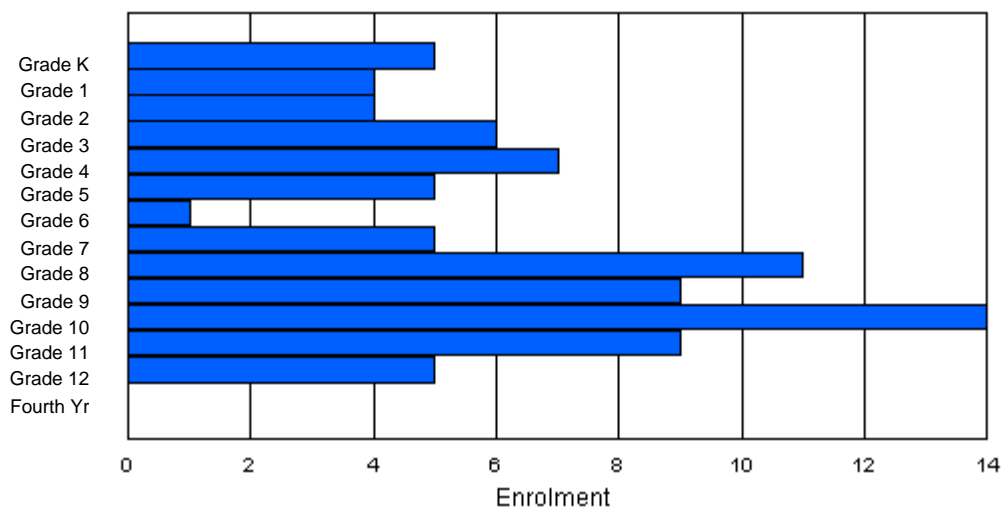
Gender	Age																	Total
	5	6	7	8	9	10	11	12	13	14	15	16	17	18	19	20>		
Male	4	1	1	4	4	3	1	2	5	4	6	4	3	2	0	1	45	
Female	1	3	2	3	3	2	0	2	6	2	5	8	1	1	1	0	40	
Total	5	4	3	7	7	5	1	4	11	6	11	12	4	3	1	1	85	

Enrolment By Grade and Gender

	<u>Grade</u>														
Gender	K	1	2	3	4	5	6	7	8	9	10	11	12	4th	Total
Male	4	1	1	4	4	3	1	2	6	5	7	4	3	0	45
Female	1	3	3	2	3	2	0	3	5	4	7	5	2	0	40
Total	5	4	4	6	7	5	1	5	11	9	14	9	5	0	85

Enrolment By Grade

For 002



* Data from the 2008-2009 AGR(Enrolment/Age as of the last day in Sept./Dec.)

** Newfoundland Statistics Classification System

*** May include itinerant teachers

District 1 - Labrador

#004 - Queen of Peace Middle School, Happy Valley-Goose Bay

Classification: Urban
Offers Distance Education: No

Grades: 4-7

Number of Grades: 4

[School FTE PTR : 14.6](#)

[District FTE PTR : 11.5](#)

[Provincial FTE PTR : 12.3](#)

[FTE Teachers](#) *** : 29.0

Enrolment By Age and Gender

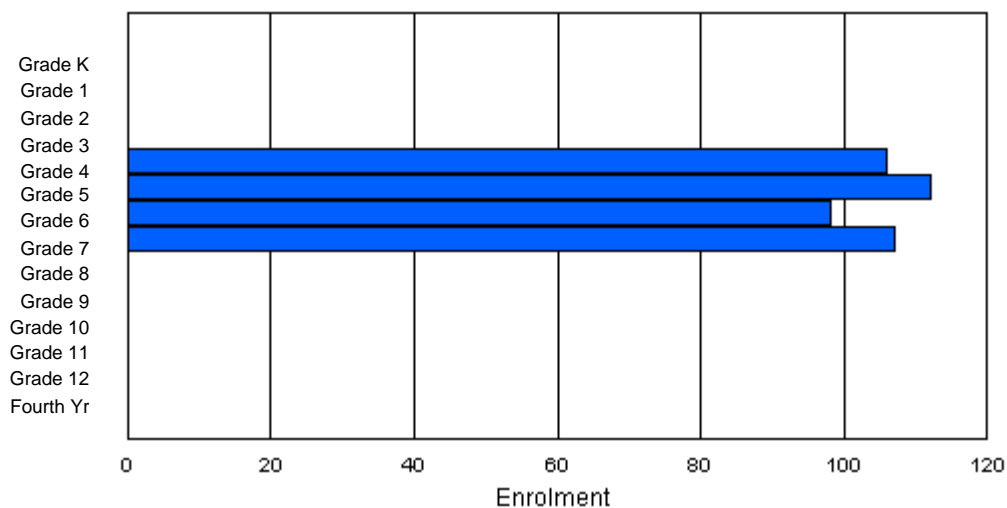
Gender	Age																Total
	5	6	7	8	9	10	11	12	13	14	15	16	17	18	19	20>	
Male	0	0	0	0	46	52	52	43	3	0	0	0	0	0	0	0	196
Female	0	0	0	0	59	59	43	62	3	0	1	0	0	0	0	0	227
Total	0	0	0	0	105	111	95	105	6	0	1	0	0	0	0	0	423

Enrolment By Grade and Gender

	<u>Grade</u>														
Gender	K	1	2	3	4	5	6	7	8	9	10	11	12	4th	Total
Male	0	0	0	0	47	53	52	44	0	0	0	0	0	0	196
Female	0	0	0	0	59	59	46	63	0	0	0	0	0	0	227
Total	0	0	0	0	106	112	98	107	0	0	0	0	0	0	423

Enrolment By Grade

For 004



* Data from the 2008-2009 AGR(Enrolment/Age as of the last day in Sept./Dec.)

** Newfoundland Statistics Classification System

*** May include itinerant teachers

District 1 - Labrador

#005 - Peacock Primary School, Happy Valley-Goose Bay

Grades: K-3

Number of Grades: 4

[FTE Teachers](#) *** : 26.5

Classification: Urban

Offers Distance Education: No

[School FTE PTR : 10.7](#)

[District FTE PTR : 11.5](#)

[Provincial FTE PTR : 12.3](#)

Enrolment By Age and Gender

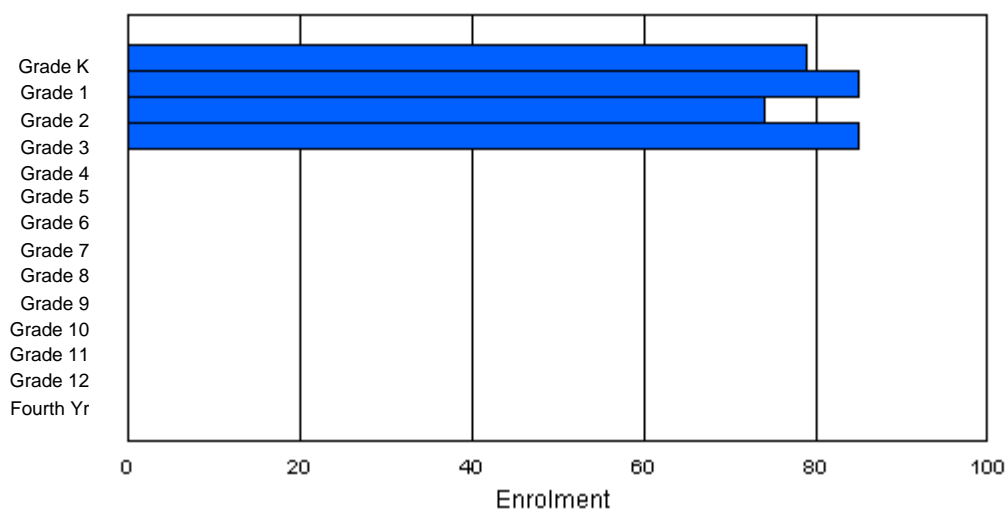
Gender	Age																Total
	5	6	7	8	9	10	11	12	13	14	15	16	17	18	19	20>	
Male	39	39	44	40	4	0	0	0	0	0	0	0	0	0	0	0	166
Female	40	40	32	42	3	0	0	0	0	0	0	0	0	0	0	0	157
Total	79	79	76	82	7	0	0	0	0	0	0	0	0	0	0	0	323

Enrolment By Grade and Gender

	<u>Grade</u>														
Gender	K	1	2	3	4	5	6	7	8	9	10	11	12	4th	Total
Male	39	43	41	43	0	0	0	0	0	0	0	0	0	0	166
Female	40	42	33	42	0	0	0	0	0	0	0	0	0	0	157
Total	79	85	74	85	0	0	0	0	0	0	0	0	0	0	323

Enrolment By Grade

For 005



* Data from the 2008-2009 AGR(Enrolment/Age as of the last day in Sept./Dec.)

** Newfoundland Statistics Classification System

*** May include itinerant teachers

District 1 - Labrador

#007 - Amos Comenius Memorial School, Hopedale

Grades: K-12

Number of Grades: 13

[FTE Teachers](#) *** : 20.0

Classification: Rural

Offers Distance Education: Yes

[School FTE PTR : 7.1](#)

[District FTE PTR : 11.5](#)

[Provincial FTE PTR : 12.3](#)

Enrolment By Age and Gender

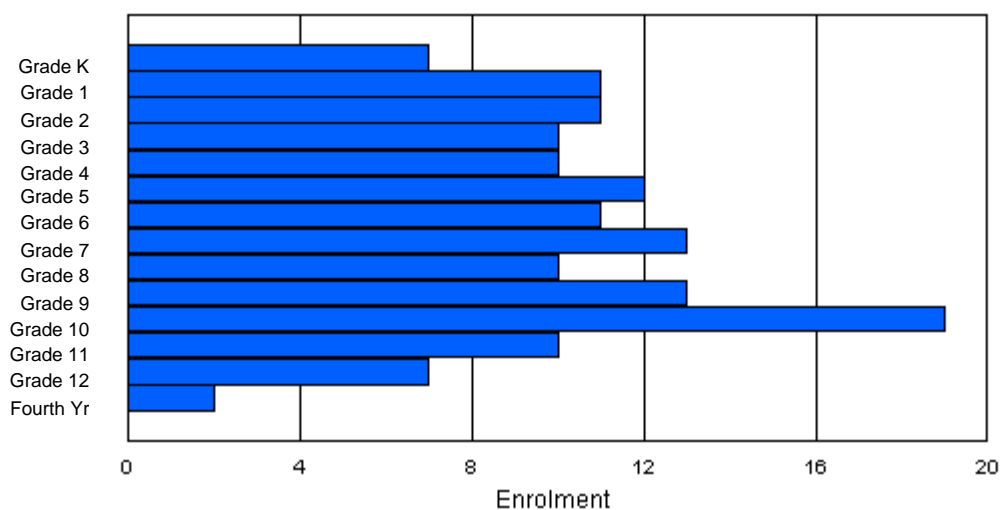
Gender	Age																	Total
	5	6	7	8	9	10	11	12	13	14	15	16	17	18	19	20>		
Male	4	7	7	6	3	5	7	5	4	5	10	6	2	4	3	0	78	
Female	1	6	3	4	5	0	7	6	7	5	4	8	5	4	3	0	68	
Total	5	13	10	10	8	5	14	11	11	10	14	14	7	8	6	0	146	

Enrolment By Grade and Gender

	<u>Grade</u>														
Gender	K	1	2	3	4	5	6	7	8	9	10	11	12	4th	Total
Male	5	6	8	5	6	7	4	5	7	7	11	4	2	1	78
Female	2	5	3	5	4	5	7	8	3	6	8	6	5	1	68
Total	7	11	11	10	10	12	11	13	10	13	19	10	7	2	146

Enrolment By Grade

For 007



* Data from the 2008-2009 AGR(Enrolment/Age as of the last day in Sept./Dec.)

** Newfoundland Statistics Classification System

*** May include itinerant teachers

District 1 - Labrador

#008 - A. P. Low Primary, Labrador City

Grades: K-3

Number of Grades: 4

[FTE Teachers](#) *** : 28.0

Classification: Urban

Offers Distance Education: No

[School FTE PTR : 12.5](#)

[District FTE PTR : 11.5](#)

[Provincial FTE PTR : 12.3](#)

Enrolment By Age and Gender

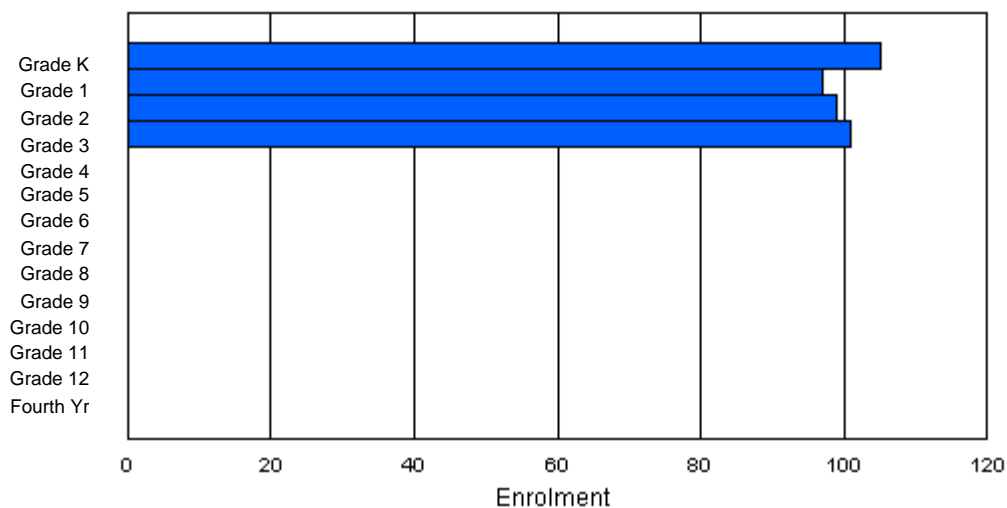
Gender	Age																Total
	5	6	7	8	9	10	11	12	13	14	15	16	17	18	19	20>	
Male	45	51	44	54	1	0	0	0	0	0	0	0	0	0	0	0	195
Female	60	46	55	46	0	0	0	0	0	0	0	0	0	0	0	0	207
Total	105	97	99	100	1	0	0	0	0	0	0	0	0	0	0	0	402

Enrolment By Grade and Gender

	<u>Grade</u>														
Gender	K	1	2	3	4	5	6	7	8	9	10	11	12	4th	Total
Male	45	51	44	55	0	0	0	0	0	0	0	0	0	0	195
Female	60	46	55	46	0	0	0	0	0	0	0	0	0	0	207
Total	105	97	99	101	0	0	0	0	0	0	0	0	0	0	402

Enrolment By Grade

For 008



* Data from the 2008-2009 AGR(Enrolment/Age as of the last day in Sept./Dec.)

** Newfoundland Statistics Classification System

*** May include itinerant teachers

District 1 - Labrador

#010 - Menihek High School, Labrador City

Classification: Urban
Offers Distance Education: No

Grades: 8-12

Number of Grades: 5

[School FTE PTR : 15.9](#)

[District FTE PTR : 11.5](#)

[Provincial FTE PTR : 12.3](#)

[FTE Teachers](#) *** : 37.8

Enrolment By Age and Gender

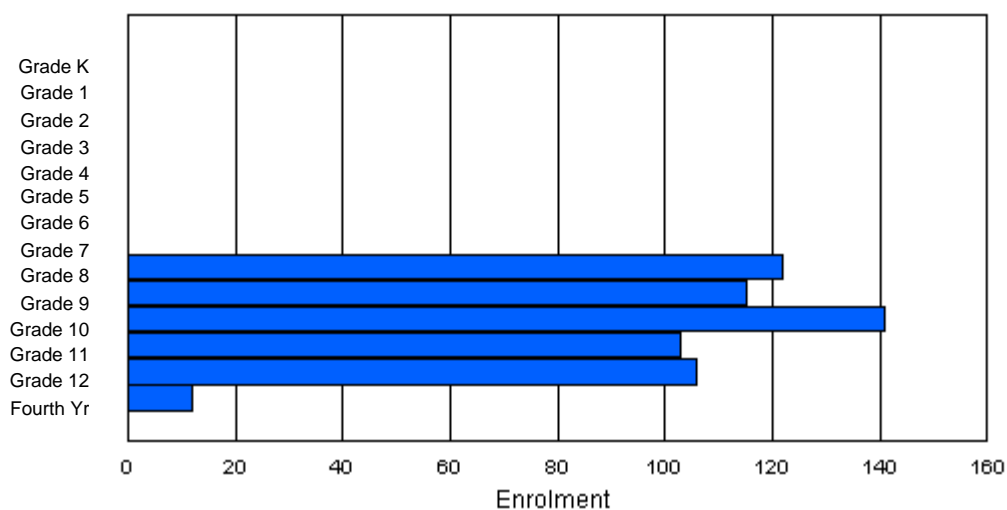
Gender	Age																	Total
	5	6	7	8	9	10	11	12	13	14	15	16	17	18	19	20>		
Male	0	0	0	0	0	0	0	1	59	47	64	68	55	18	4	1	317	
Female	0	0	0	0	0	0	0	0	57	62	41	52	61	8	1	0	282	
Total	0	0	0	0	0	0	0	1	116	109	105	120	116	26	5	1	599	

Enrolment By Grade and Gender

	<u>Grade</u>														
Gender	K	1	2	3	4	5	6	7	8	9	10	11	12	4th	Total
Male	0	0	0	0	0	0	0	0	63	52	81	62	53	6	317
Female	0	0	0	0	0	0	0	0	59	63	60	41	53	6	282
Total	0	0	0	0	0	0	0	0	122	115	141	103	106	12	599

Enrolment By Grade

For 010



* Data from the 2008-2009 AGR(Enrolment/Age as of the last day in Sept./Dec.)

** Newfoundland Statistics Classification System

*** May include itinerant teachers

District 1 - Labrador

#012 - J.C. Erhardt Memorial School, Makkovik

Grades: K-12

Number of Grades: 13

[FTE Teachers](#) *** : 10.0

Classification: Rural

Offers Distance Education: Yes

[School FTE PTR : 7.2](#)

[District FTE PTR : 11.5](#)

[Provincial FTE PTR : 12.3](#)

Enrolment By Age and Gender

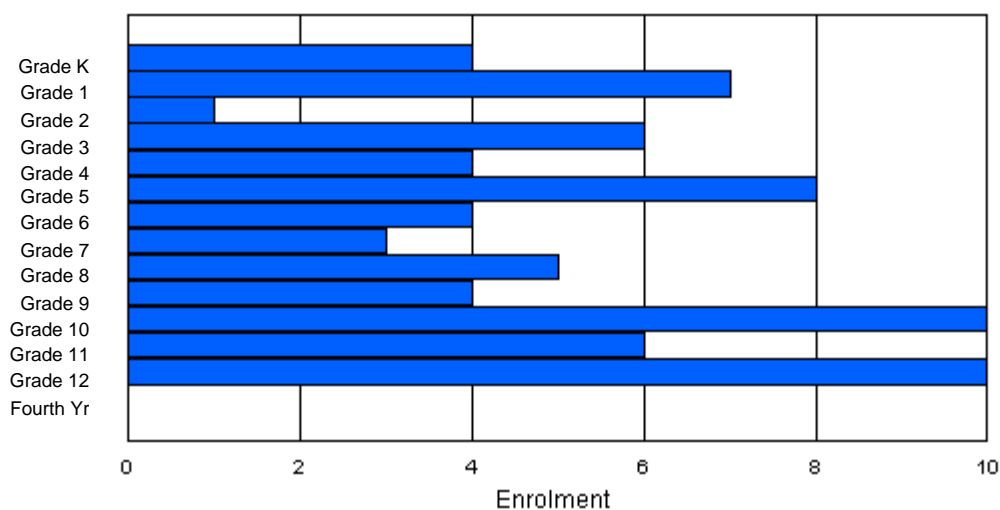
Gender	Age																	Total
	5	6	7	8	9	10	11	12	13	14	15	16	17	18	19	20>		
Male	3	4	1	6	0	1	3	2	3	3	4	5	3	1	0	0	39	
Female	1	3	0	2	2	5	3	1	1	2	4	4	4	1	0	0	33	
Total	4	7	1	8	2	6	6	3	4	5	8	9	7	2	0	0	72	

Enrolment By Grade and Gender

	<u>Grade</u>														
Gender	K	1	2	3	4	5	6	7	8	9	10	11	12	4th	Total
Male	3	4	1	5	1	2	2	3	3	2	6	2	5	0	39
Female	1	3	0	1	3	6	2	0	2	2	4	4	5	0	33
Total	4	7	1	6	4	8	4	3	5	4	10	6	10	0	72

Enrolment By Grade

For 012



* Data from the 2008-2009 AGR(Enrolment/Age as of the last day in Sept./Dec.)

** Newfoundland Statistics Classification System

*** May include itinerant teachers

District 1 - Labrador

#013 - Mud Lake School, Mud Lake

Classification: Rural
Offers Distance Education: No

Grades: 4,7,9,12

Number of Grades: 4

[School FTE PTR : 5.0](#)

[District FTE PTR : 11.5](#)

[Provincial FTE PTR : 12.3](#)

[FTE Teachers](#) *** : 1.0

Enrolment By Age and Gender

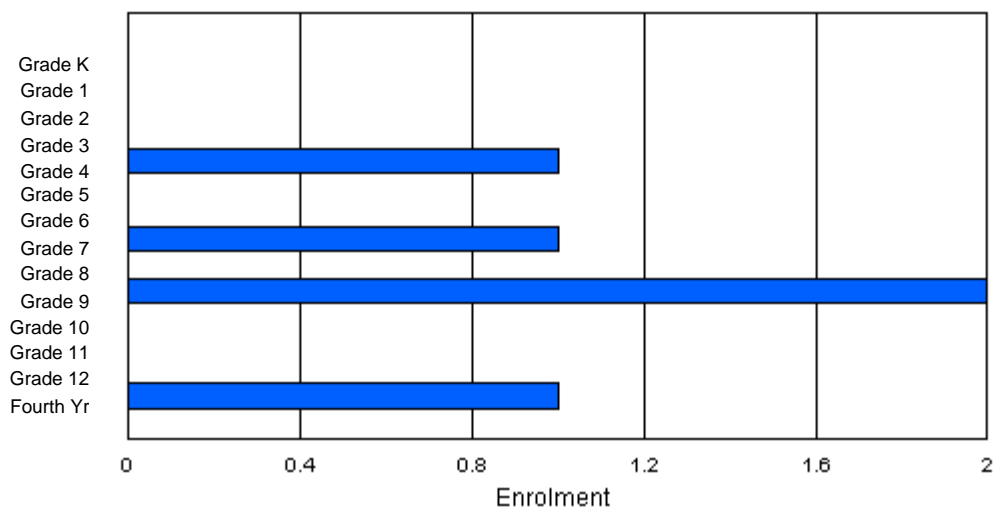
Gender	Age																	Total
	5	6	7	8	9	10	11	12	13	14	15	16	17	18	19	20>		
Male	0	0	0	0	0	0	0	0	0	0	0	0	0	0	0	1	1	
Female	0	0	0	0	1	0	0	1	0	2	0	0	0	0	0	0	4	
Total	0	0	0	0	1	0	0	1	0	2	0	0	0	0	0	1	5	

Enrolment By Grade and Gender

	<u>Grade</u>														
Gender	K	1	2	3	4	5	6	7	8	9	10	11	12	4th	Total
Male	0	0	0	0	0	0	0	0	0	0	0	0	0	1	1
Female	0	0	0	0	1	0	0	1	0	2	0	0	0	0	4
Total	0	0	0	0	1	0	0	1	0	2	0	0	0	1	5

Enrolment By Grade

For 013



* Data from the 2008-2009 AGR(Enrolment/Age as of the last day in Sept./Dec.)

** Newfoundland Statistics Classification System

*** May include itinerant teachers

District 1 - Labrador

#014 - Jens Haven Memorial, Nain

Classification: Rural
Offers Distance Education: Yes

Grades: K-12

Number of Grades: 13

[School FTE PTR : 9.3](#)

[District FTE PTR : 11.5](#)

[Provincial FTE PTR : 12.3](#)

[FTE Teachers](#) *** : 28.0

Enrolment By Age and Gender

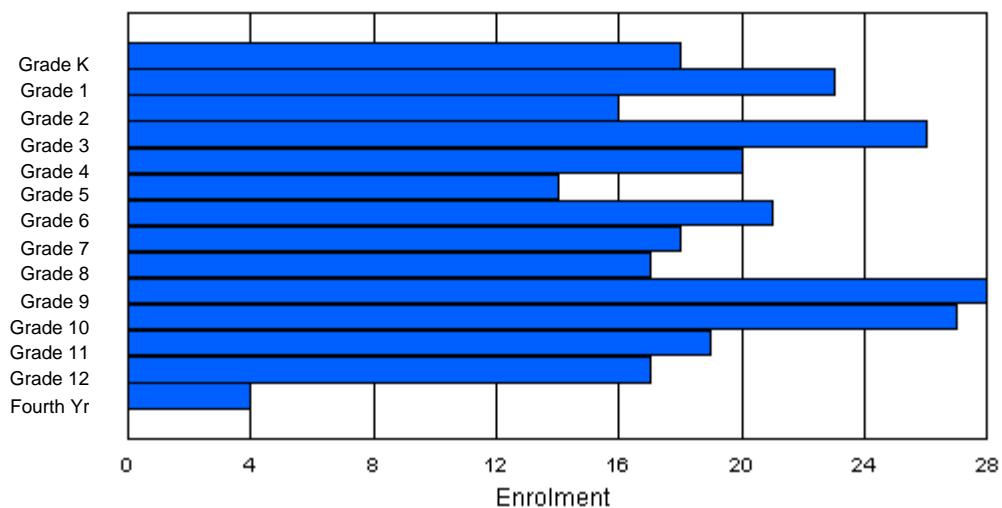
Gender	Age																	Total
	5	6	7	8	9	10	11	12	13	14	15	16	17	18	19	20>		
Male	9	14	14	11	9	7	9	7	11	13	10	10	10	6	3	5	148	
Female	6	8	3	13	10	12	8	8	11	9	8	7	11	3	3	0	120	
Total	15	22	17	24	19	19	17	15	22	22	18	17	21	9	6	5	268	

Enrolment By Grade and Gender

	<u>Grade</u>														
Gender	K	1	2	3	4	5	6	7	8	9	10	11	12	4th	Total
Male	11	16	13	12	8	5	11	9	7	17	19	9	9	2	148
Female	7	7	3	14	12	9	10	9	10	11	8	10	8	2	120
Total	18	23	16	26	20	14	21	18	17	28	27	19	17	4	268

Enrolment By Grade

For 014



* Data from the 2008-2009 AGR(Enrolment/Age as of the last day in Sept./Dec.)

** Newfoundland Statistics Classification System

*** May include itinerant teachers

District 1 - Labrador

#015 - Lake Melville School, North West River

Grades: K-12

Number of Grades: 13

[FTE Teachers](#) *** : 11.0

Classification: Rural

Offers Distance Education: Yes

[School FTE PTR : 9.6](#)

[District FTE PTR : 11.5](#)

[Provincial FTE PTR : 12.3](#)

Enrolment By Age and Gender

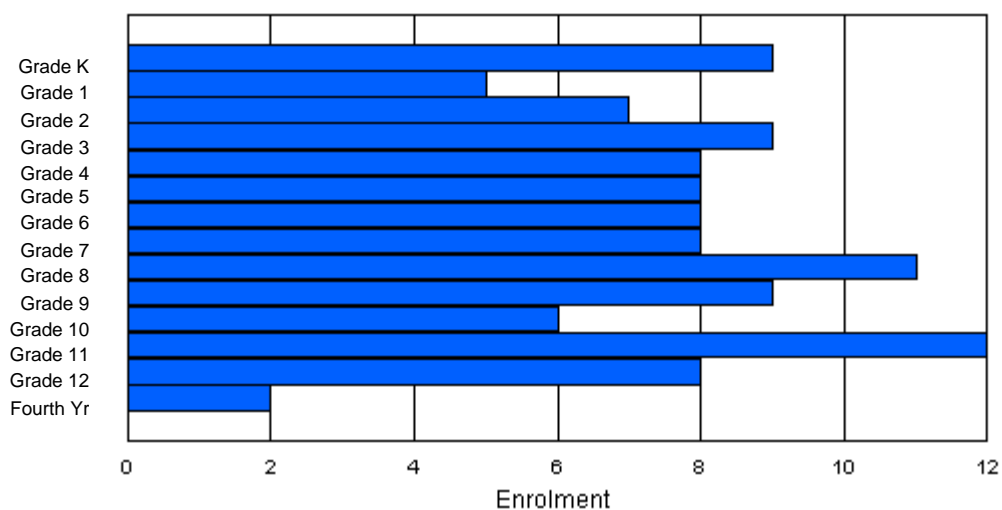
Gender	Age																	Total
	5	6	7	8	9	10	11	12	13	14	15	16	17	18	19	20>		
Male	7	1	5	1	4	1	4	5	6	1	7	4	3	1	1	0	51	
Female	4	2	2	8	7	5	3	6	0	5	5	7	1	3	1	0	59	
Total	11	3	7	9	11	6	7	11	6	6	12	11	4	4	2	0	110	

Enrolment By Grade and Gender

	<u>Grade</u>														
Gender	K	1	2	3	4	5	6	7	8	9	10	11	12	4th	Total
Male	7	1	5	2	4	1	3	4	7	2	5	5	4	1	51
Female	2	4	2	7	4	7	5	4	4	7	1	7	4	1	59
Total	9	5	7	9	8	8	8	8	11	9	6	12	8	2	110

Enrolment By Grade

For 015



* Data from the 2008-2009 AGR(Enrolment/Age as of the last day in Sept./Dec.)

** Newfoundland Statistics Classification System

*** May include itinerant teachers

District 1 - Labrador

#016 - B.L. Morrison, Postville

Grades: K-2,4-12

Number of Grades: 12

Classification: Rural

Offers Distance Education: Yes

[School FTE PTR : 7.1](#)

[District FTE PTR : 11.5](#)

[Provincial FTE PTR : 12.3](#)

[FTE Teachers](#) *** : 7.0

Enrolment By Age and Gender

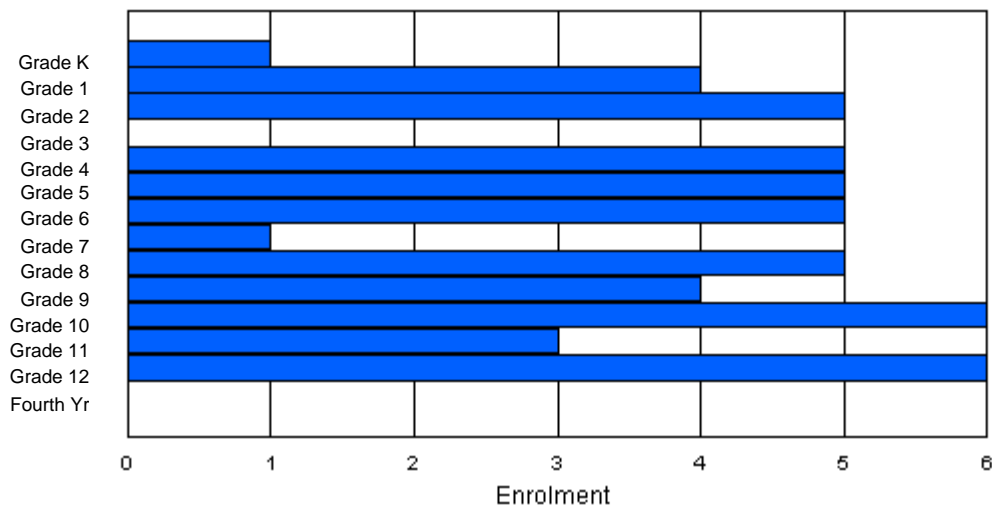
Gender	Age																	Total
	5	6	7	8	9	10	11	12	13	14	15	16	17	18	19	20>		
Male	1	1	3	0	1	3	3	0	2	2	2	3	6	1	0	0	28	
Female	0	3	2	0	4	2	2	0	3	1	2	2	1	0	0	0	22	
Total	1	4	5	0	5	5	5	0	5	3	4	5	7	1	0	0	50	

Enrolment By Grade and Gender

	<u>Grade</u>														
Gender	K	1	2	3	4	5	6	7	8	9	10	11	12	4th	Total
Male	1	1	3	0	1	3	3	0	3	3	4	1	5	0	28
Female	0	3	2	0	4	2	2	1	2	1	2	2	1	0	22
Total	1	4	5	0	5	5	5	1	5	4	6	3	6	0	50

Enrolment By Grade

For 016



* Data from the 2008-2009 AGR(Enrolment/Age as of the last day in Sept./Dec.)

** Newfoundland Statistics Classification System

*** May include itinerant teachers

District 1 - Labrador

#017 - Northern Lights Academy, Rigolet

Grades: K-12

Number of Grades: 13

Classification: Rural

Offers Distance Education: Yes

[School FTE PTR : 6.3](#)

[District FTE PTR : 11.5](#)

[Provincial FTE PTR : 12.3](#)

[FTE Teachers](#) *** : 6.5

Enrolment By Age and Gender

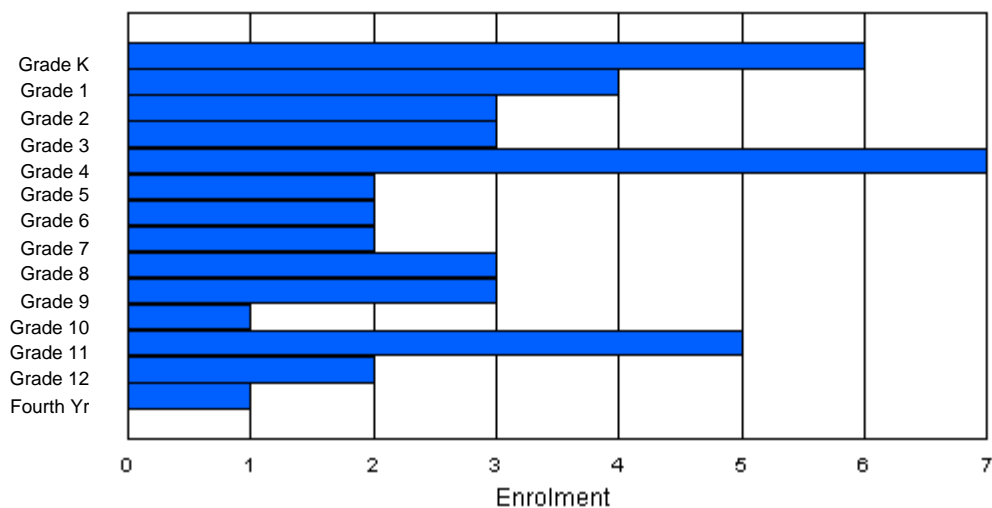
Gender	Age																	Total
	5	6	7	8	9	10	11	12	13	14	15	16	17	18	19	20>		
Male	3	1	0	2	2	1	2	1	1	2	0	0	0	1	1	0	17	
Female	3	3	3	1	5	0	0	2	0	3	1	3	2	1	0	0	27	
Total	6	4	3	3	7	1	2	3	1	5	1	3	2	2	1	0	44	

Enrolment By Grade and Gender

	<u>Grade</u>														
Gender	K	1	2	3	4	5	6	7	8	9	10	11	12	4th	Total
Male	3	1	0	2	2	2	2	0	2	1	0	1	0	1	17
Female	3	3	3	1	5	0	0	2	1	2	1	4	2	0	27
Total	6	4	3	3	7	2	2	2	3	3	1	5	2	1	44

Enrolment By Grade

For 017



* Data from the 2008-2009 AGR(Enrolment/Age as of the last day in Sept./Dec.)

** Newfoundland Statistics Classification System

*** May include itinerant teachers

District 1 - Labrador

#381 - J.R. Smallwood Middle School, Wabush

Classification: Urban
Offers Distance Education: No

Grades: 4-7

Number of Grades: 4

[School FTE PTR : 15.7](#)

[District FTE PTR : 11.5](#)

[Provincial FTE PTR : 12.3](#)

[FTE Teachers](#) *** : 31.0

Enrolment By Age and Gender

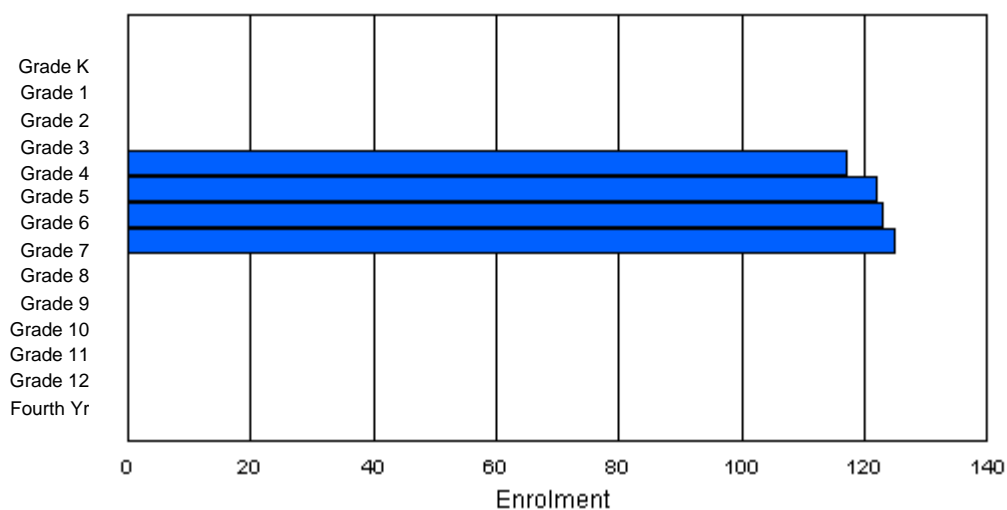
Gender	Age																Total
	5	6	7	8	9	10	11	12	13	14	15	16	17	18	19	20>	
Male	0	0	0	0	60	67	61	69	1	0	0	0	0	0	0	0	258
Female	0	0	0	1	59	52	54	60	3	0	0	0	0	0	0	0	229
Total	0	0	0	1	119	119	115	129	4	0	0	0	0	0	0	0	487

Enrolment By Grade and Gender

	Grade														
Gender	K	1	2	3	4	5	6	7	8	9	10	11	12	4th	Total
Male	0	0	0	0	57	70	67	64	0	0	0	0	0	0	258
Female	0	0	0	0	60	52	56	61	0	0	0	0	0	0	229
Total	0	0	0	0	117	122	123	125	0	0	0	0	0	0	487

Enrolment By Grade

For 381



* Data from the 2008-2009 AGR(Enrolment/Age as of the last day in Sept./Dec.)

** Newfoundland Statistics Classification System

*** May include itinerant teachers

District 1 - Labrador

#477 - Mealy Mountain Collegiate, Happy Valley-Goose Bay

Classification: Urban
Offers Distance Education: No

Grades: 8-12

Number of Grades: 5

[School FTE PTR : 15.6](#)

[District FTE PTR : 11.5](#)

[Provincial FTE PTR : 12.3](#)

[FTE Teachers](#) *** : 35.0

Enrolment By Age and Gender

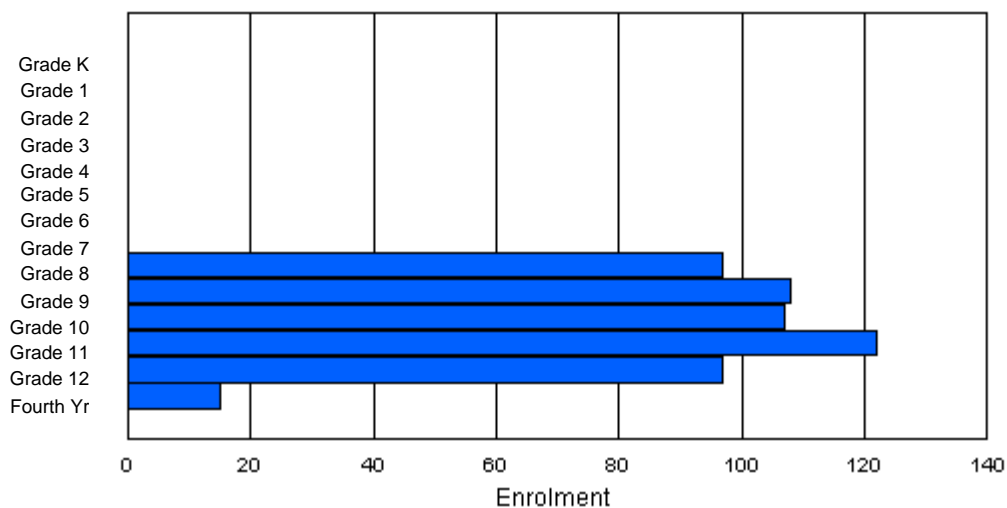
Gender	Age																	Total
	5	6	7	8	9	10	11	12	13	14	15	16	17	18	19	20>		
Male	0	0	0	0	0	0	0	0	42	54	51	68	48	11	3	1	278	
Female	1	1	0	0	0	0	0	1	47	58	43	46	55	12	3	1	268	
Total	1	1	0	0	0	0	0	1	89	112	94	114	103	23	6	2	546	

Enrolment By Grade and Gender

	<u>Grade</u>														
Gender	K	1	2	3	4	5	6	7	8	9	10	11	12	4th	Total
Male	0	0	0	0	0	0	0	0	45	53	58	69	46	7	278
Female	0	0	0	0	0	0	0	0	52	55	49	53	51	8	268
Total	0	0	0	0	0	0	0	0	97	108	107	122	97	15	546

Enrolment By Grade

For 477



* Data from the 2008-2009 AGR(Enrolment/Age as of the last day in Sept./Dec.)

** Newfoundland Statistics Classification System

*** May include itinerant teachers

District 2 - Western

#022 - William Gillett Academy, Charlottetown, LAB

Grades: K-12

Number of Grades: 13

[FTE Teachers](#) *** : 9.0

Classification: Rural

Offers Distance Education: Yes

[School FTE PTR : 8.7](#)

[District FTE PTR : 11.2](#)

[Provincial FTE PTR : 12.3](#)

Enrolment By Age and Gender

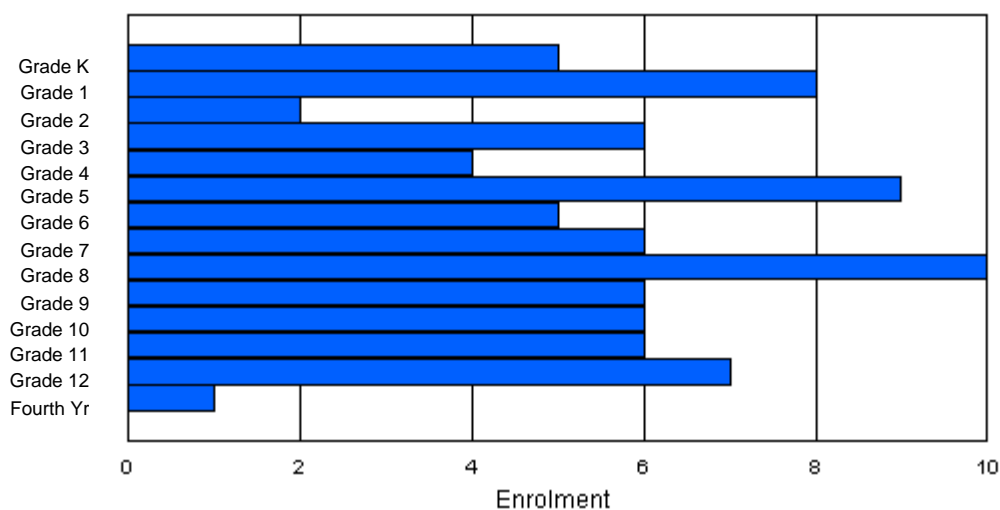
Gender	Age																	Total
	5	6	7	8	9	10	11	12	13	14	15	16	17	18	19	20>		
Male	1	4	1	4	2	3	2	1	5	6	1	6	3	0	0	0	39	
Female	4	4	1	2	2	6	3	5	4	1	4	1	4	0	1	0	42	
Total	5	8	2	6	4	9	5	6	9	7	5	7	7	0	1	0	81	

Enrolment By Grade and Gender

	<u>Grade</u>														
Gender	K	1	2	3	4	5	6	7	8	9	10	11	12	4th	Total
Male	1	4	1	4	2	3	2	1	6	5	2	5	3	0	39
Female	4	4	1	2	2	6	3	5	4	1	4	1	4	1	42
Total	5	8	2	6	4	9	5	6	10	6	6	6	7	1	81

Enrolment By Grade

For 022



* Data from the 2008-2009 AGR(Enrolment/Age as of the last day in Sept./Dec.)

** Newfoundland Statistics Classification System

*** May include itinerant teachers

District 2 - Western

#023 - Sacred Heart AG, Conche

Classification: Rural
Offers Distance Education: Yes

Grades: K-2,4-7,9-12

Number of Grades: 11

[School FTE PTR : 5.8](#)

[District FTE PTR : 11.2](#)

[Provincial FTE PTR : 12.3](#)

[FTE Teachers](#) *** : 4.0

Enrolment By Age and Gender

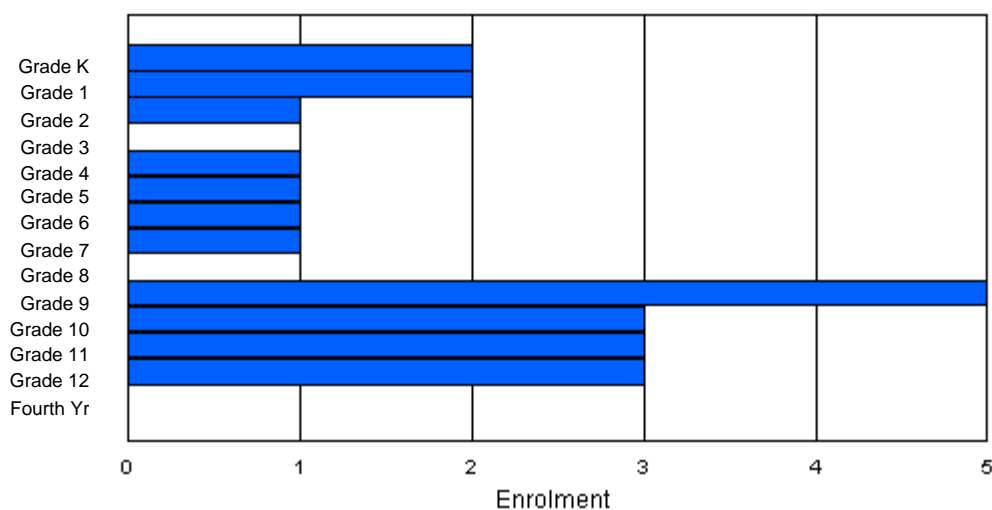
Gender	Age																	Total
	5	6	7	8	9	10	11	12	13	14	15	16	17	18	19	20>		
Male	0	1	1	0	1	0	1	1	0	3	0	0	0	0	0	0	8	
Female	2	1	0	0	0	1	0	0	0	2	3	3	3	0	0	0	15	
Total	2	2	1	0	1	1	1	1	0	5	3	3	3	0	0	0	23	

Enrolment By Grade and Gender

	<u>Grade</u>														
Gender	K	1	2	3	4	5	6	7	8	9	10	11	12	4th	Total
Male	0	1	1	0	1	0	1	1	0	3	0	0	0	0	8
Female	2	1	0	0	0	1	0	0	0	2	3	3	3	0	15
Total	2	2	1	0	1	1	1	1	0	5	3	3	3	0	23

Enrolment By Grade

For 023



* Data from the 2008-2009 AGR(Enrolment/Age as of the last day in Sept./Dec.)

** Newfoundland Statistics Classification System

*** May include itinerant teachers

District 2 - Western

#024 - James Cook Memorial, Cook's Harbour

Classification: Rural
Offers Distance Education: Yes

Grades: 2-12

Number of Grades: 11

[School FTE PTR : 7.0](#)

[District FTE PTR : 11.2](#)

[Provincial FTE PTR : 12.3](#)

[FTE Teachers](#) *** : 4.0

Enrolment By Age and Gender

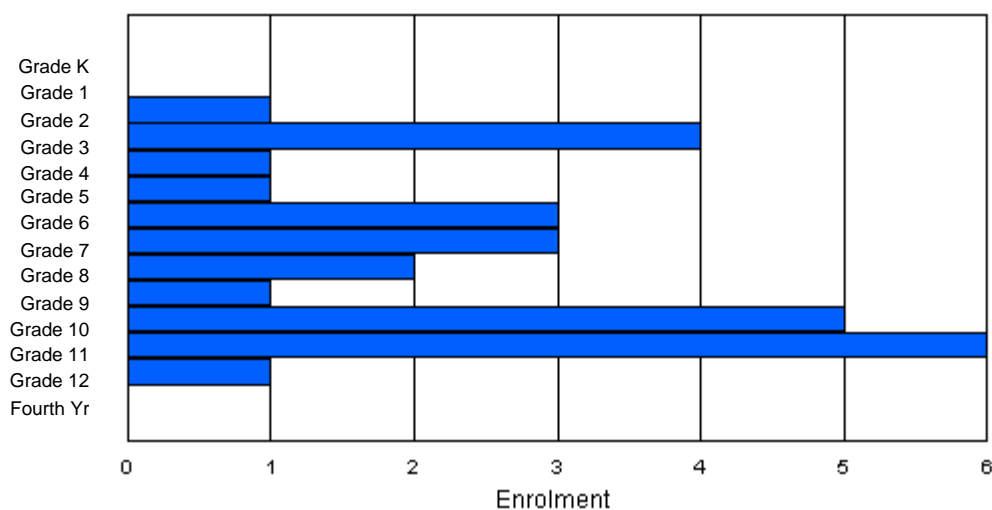
Gender	Age																	Total
	5	6	7	8	9	10	11	12	13	14	15	16	17	18	19	20>		
Male	0	0	0	3	1	1	2	1	1	0	3	3	0	0	0	0	15	
Female	0	0	1	1	0	0	1	2	1	1	2	3	1	0	0	0	13	
Total	0	0	1	4	1	1	3	3	2	1	5	6	1	0	0	0	28	

Enrolment By Grade and Gender

	<u>Grade</u>														
Gender	K	1	2	3	4	5	6	7	8	9	10	11	12	4th	Total
Male	0	0	0	3	1	1	2	1	1	0	3	3	0	0	15
Female	0	0	1	1	0	0	1	2	1	1	2	3	1	0	13
Total	0	0	1	4	1	1	3	3	2	1	5	6	1	0	28

Enrolment By Grade

For 024



* Data from the 2008-2009 AGR(Enrolment/Age as of the last day in Sept./Dec.)

** Newfoundland Statistics Classification System

*** May include itinerant teachers

District 2 - Western

#025 - St. Joseph's All Grade, Croque

Grades: 1,4-8

Number of Grades: 6

Classification: Rural

Offers Distance Education: No

[School FTE PTR : 6.0](#)

[District FTE PTR : 11.2](#)

[Provincial FTE PTR : 12.3](#)

[FTE Teachers](#) *** : 1.0

Enrolment By Age and Gender

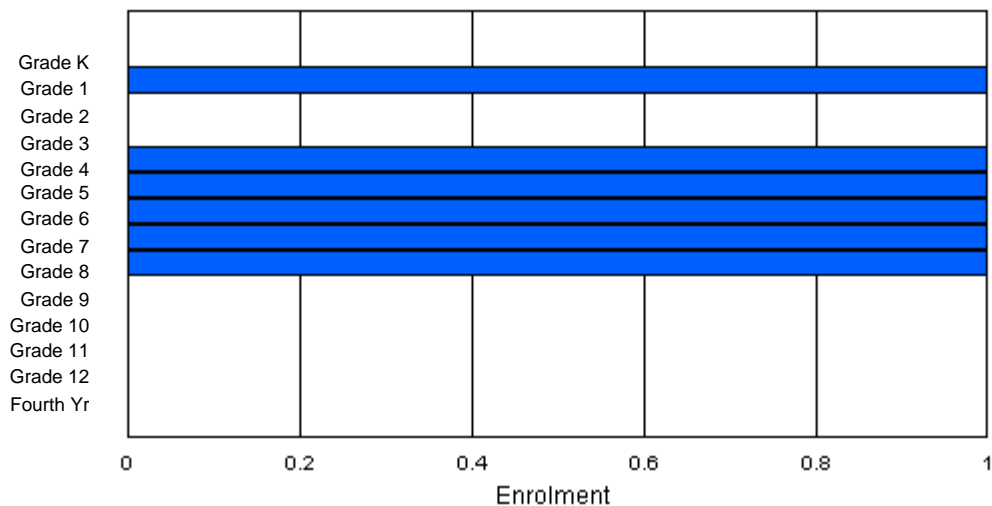
Gender	Age																	Total
	5	6	7	8	9	10	11	12	13	14	15	16	17	18	19	20>		
Male	0	0	1	0	0	0	2	1	1	0	0	0	0	0	0	0	5	
Female	0	0	0	0	1	0	0	0	0	0	0	0	0	0	0	0	1	
Total	0	0	1	0	1	0	2	1	1	0	0	0	0	0	0	0	6	

Enrolment By Grade and Gender

	<u>Grade</u>														
Gender	K	1	2	3	4	5	6	7	8	9	10	11	12	4th	Total
Male	0	1	0	0	0	1	1	1	1	0	0	0	0	0	5
Female	0	0	0	0	1	0	0	0	0	0	0	0	0	0	1
Total	0	1	0	0	1	1	1	1	1	0	0	0	0	0	6

Enrolment By Grade

For 025



* Data from the 2008-2009 AGR(Enrolment/Age as of the last day in Sept./Dec.)

** Newfoundland Statistics Classification System

*** May include itinerant teachers

darlene.bishop@wnlsd.ca

#026 - H.G. Fillier Academy, Englee

Grades: K-9

Number of Grades: 10

[FTE Teachers](#) *** : 7.0

Classification: Rural

Offers Distance Education: No

[School FTE PTR : 6.6](#)

[District FTE PTR : 11.2](#)

[Provincial FTE PTR : 12.3](#)

Enrolment By Age and Gender

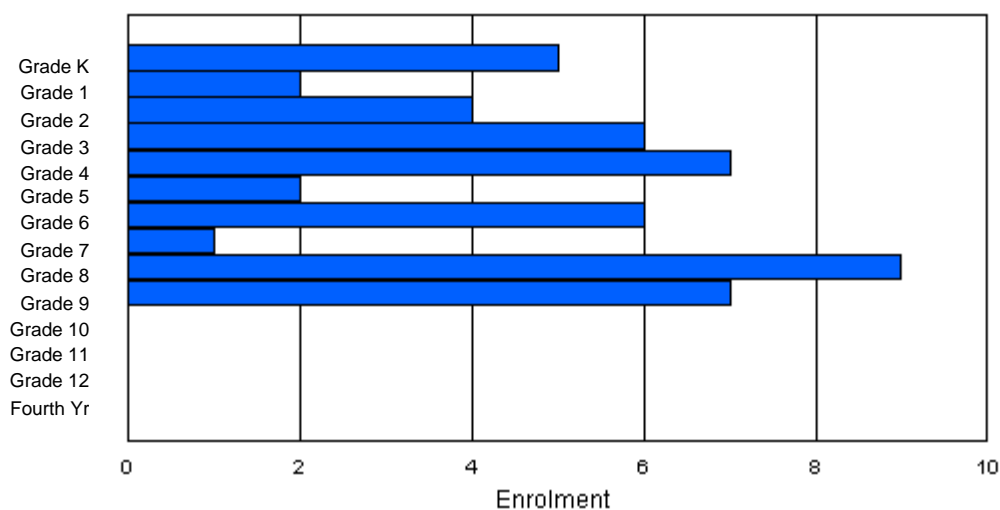
Gender	Age																	Total
	5	6	7	8	9	10	11	12	13	14	15	16	17	18	19	20>		
Male	4	0	2	4	4	1	1	1	4	6	0	0	0	0	0	0	27	
Female	1	2	2	2	3	1	5	0	4	2	0	0	0	0	0	0	22	
Total	5	2	4	6	7	2	6	1	8	8	0	0	0	0	0	0	49	

Enrolment By Grade and Gender

	<u>Grade</u>															
Gender	K	1	2	3	4	5	6	7	8	9	10	11	12	4th	Total	
Male	4	0	2	4	4	1	1	1	5	5	0	0	0	0	27	
Female	1	2	2	2	3	1	5	0	4	2	0	0	0	0	22	
Total	5	2	4	6	7	2	6	1	9	7	0	0	0	0	49	

Enrolment By Grade

For 026



* Data from the 2008-2009 AGR(Enrolment/Age as of the last day in Sept./Dec.)

** Newfoundland Statistics Classification System

*** May include itinerant teachers

District 2 - Western

#027 - Canon Richards High School, Flower's Cove

Classification: Rural
Offers Distance Education: Yes

Grades: 7-12

Number of Grades: 6

[School FTE PTR : 10.6](#)

[District FTE PTR : 11.2](#)

[Provincial FTE PTR : 12.3](#)

[FTE Teachers](#) *** : 9.0

Enrolment By Age and Gender

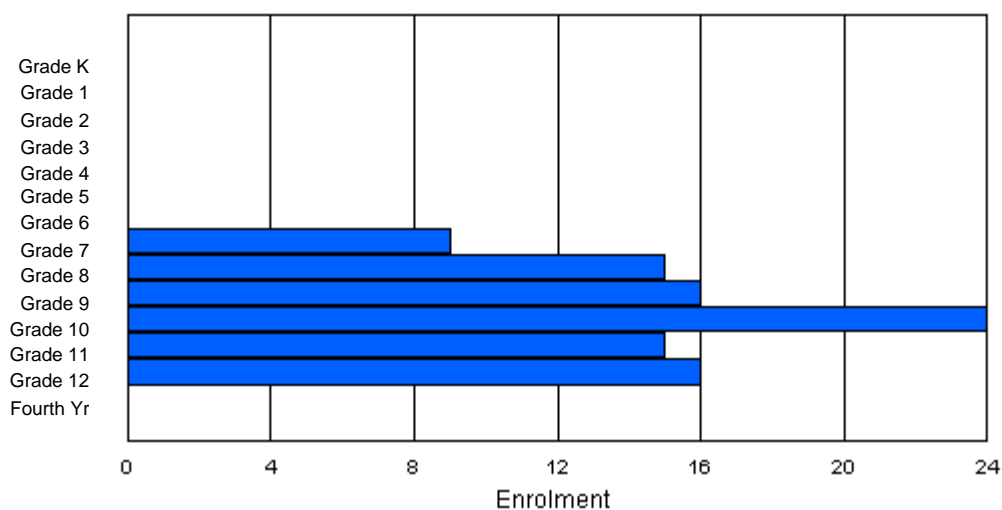
Gender	Age																	Total
	5	6	7	8	9	10	11	12	13	14	15	16	17	18	19	20>		
Male	0	0	0	0	0	0	0	6	7	7	14	7	10	1	0	0	52	
Female	0	0	0	0	0	0	0	3	8	9	10	8	5	0	0	0	43	
Total	0	0	0	0	0	0	0	9	15	16	24	15	15	1	0	0	95	

Enrolment By Grade and Gender

	<u>Grade</u>														
Gender	K	1	2	3	4	5	6	7	8	9	10	11	12	4th	Total
Male	0	0	0	0	0	0	0	6	7	7	15	6	11	0	52
Female	0	0	0	0	0	0	0	3	8	9	9	9	5	0	43
Total	0	0	0	0	0	0	0	9	15	16	24	15	16	0	95

Enrolment By Grade

For 027



* Data from the 2008-2009 AGR(Enrolment/Age as of the last day in Sept./Dec.)

** Newfoundland Statistics Classification System

*** May include itinerant teachers

District 2 - Western

#028 - Straits Elementary, Flower's Cove

Classification: Rural
Offers Distance Education: No

Grades: K-6

Number of Grades: 7

[School FTE PTR : 13.3](#)

[District FTE PTR : 11.2](#)

[Provincial FTE PTR : 12.3](#)

[FTE Teachers](#) *** : 9.5

Enrolment By Age and Gender

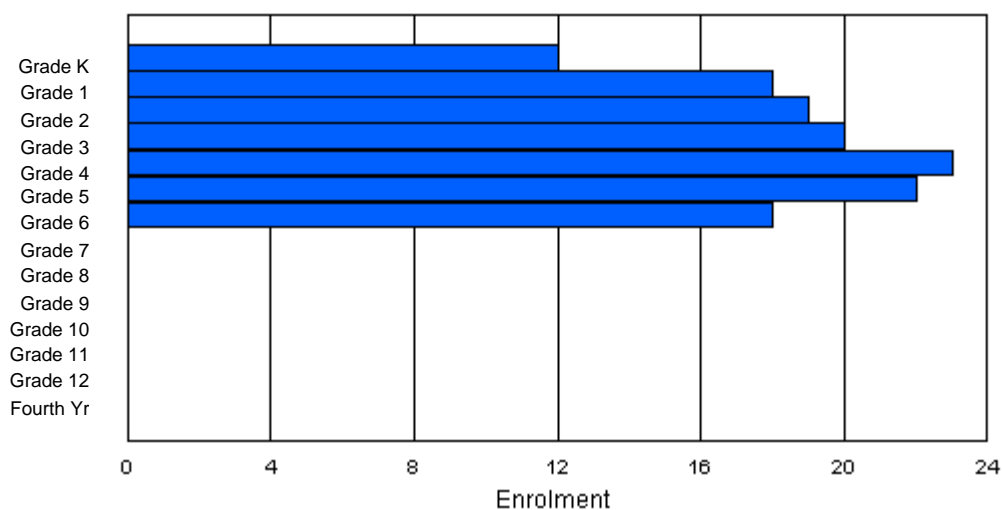
Gender	<u>Age</u>																Total
	5	6	7	8	9	10	11	12	13	14	15	16	17	18	19	20>	
Male	4	13	7	13	14	9	12	0	0	0	0	0	0	0	0	0	72
Female	8	5	12	7	9	13	6	0	0	0	0	0	0	0	0	0	60
Total	12	18	19	20	23	22	18	0	0	0	0	0	0	0	0	0	132

Enrolment By Grade and Gender

	<u>Grade</u>															
Gender	K	1	2	3	4	5	6	7	8	9	10	11	12	4th	Total	
Male	4	13	7	13	14	9	12	0	0	0	0	0	0	0	72	
Female	8	5	12	7	9	13	6	0	0	0	0	0	0	0	60	
Total	12	18	19	20	23	22	18	0	0	0	0	0	0	0	132	

Enrolment By Grade

For 028



* Data from the 2008-2009 AGR(Enrolment/Age as of the last day in Sept./Dec.)

** Newfoundland Statistics Classification System

*** May include itinerant teachers

District 2 - Western

#030 - Mountain Feild Academy, Forteau

Grades: K-12

Number of Grades: 13

[FTE Teachers](#) *** : 15.0

Classification: Rural

Offers Distance Education: Yes

[School FTE PTR : 9.7](#)

[District FTE PTR : 11.2](#)

[Provincial FTE PTR : 12.3](#)

Enrolment By Age and Gender

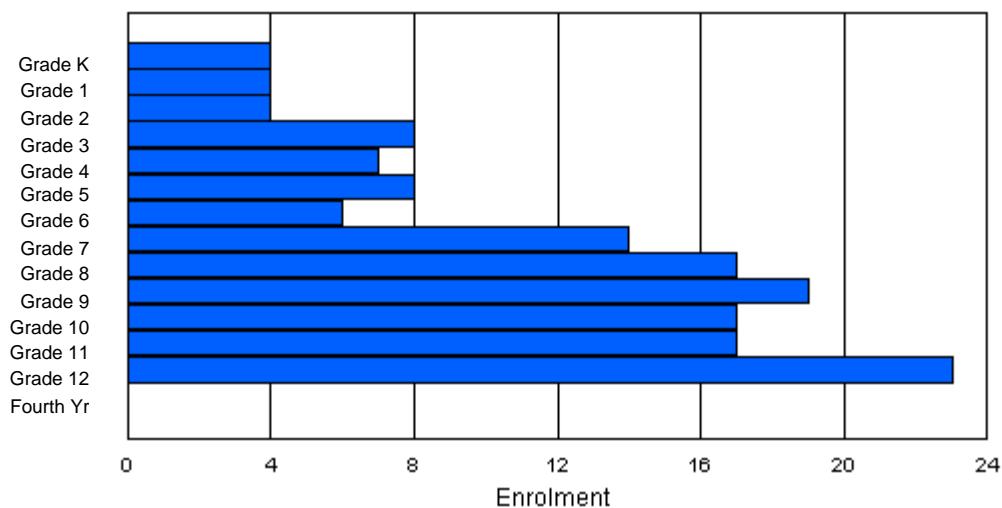
Gender	Age																	Total
	5	6	7	8	9	10	11	12	13	14	15	16	17	18	19	20>		
Male	2	3	3	3	4	5	2	10	9	8	9	11	15	0	0	0	84	
Female	2	1	1	5	3	4	3	4	8	11	8	4	10	0	0	0	64	
Total	4	4	4	8	7	9	5	14	17	19	17	15	25	0	0	0	148	

Enrolment By Grade and Gender

	<u>Grade</u>														
Gender	K	1	2	3	4	5	6	7	8	9	10	11	12	4th	Total
Male	2	3	3	3	4	4	3	10	9	8	9	13	13	0	84
Female	2	1	1	5	3	4	3	4	8	11	8	4	10	0	64
Total	4	4	4	8	7	8	6	14	17	19	17	17	23	0	148

Enrolment By Grade

For 030



* Data from the 2008-2009 AGR(Enrolment/Age as of the last day in Sept./Dec.)

** Newfoundland Statistics Classification System

*** May include itinerant teachers

District 2 - Western

#032 - Truman Eddison Memorial, Griquet

Grades: K-6

Number of Grades: 7

[FTE Teachers](#) *** : 7.0

Classification: Rural

Offers Distance Education: No

[School FTE PTR : 7.1](#)

[District FTE PTR : 11.2](#)

[Provincial FTE PTR : 12.3](#)

Enrolment By Age and Gender

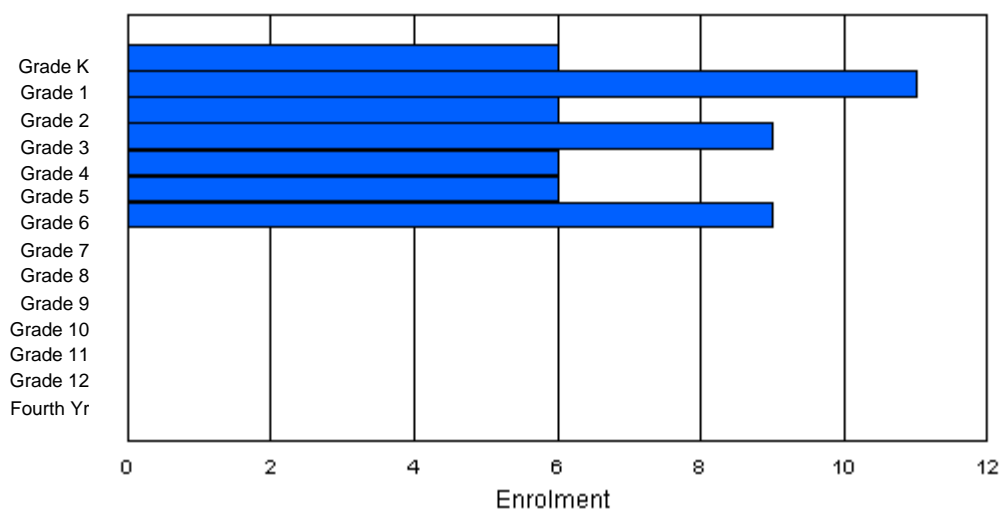
Gender	Age																	Total
	5	6	7	8	9	10	11	12	13	14	15	16	17	18	19	20>		
Male	4	4	4	3	4	2	3	0	0	0	0	0	0	0	0	0	24	
Female	2	7	2	6	2	4	6	0	0	0	0	0	0	0	0	0	29	
Total	6	11	6	9	6	6	9	0	0	0	0	0	0	0	0	0	53	

Enrolment By Grade and Gender

	<u>Grade</u>														
Gender	K	1	2	3	4	5	6	7	8	9	10	11	12	4th	Total
Male	4	4	4	3	4	2	3	0	0	0	0	0	0	0	24
Female	2	7	2	6	2	4	6	0	0	0	0	0	0	0	29
Total	6	11	6	9	6	6	9	0	0	0	0	0	0	0	53

Enrolment By Grade

For 032



* Data from the 2008-2009 AGR(Enrolment/Age as of the last day in Sept./Dec.)

** Newfoundland Statistics Classification System

*** May include itinerant teachers

District 2 - Western

#034 - Torrent River Academy, Hawke's Bay

Classification: Rural
Offers Distance Education: No

Grades: K-6

Number of Grades: 7

[School FTE PTR : 5.5](#)

[District FTE PTR : 11.2](#)

[Provincial FTE PTR : 12.3](#)

[FTE Teachers](#) *** : 4.0

Enrolment By Age and Gender

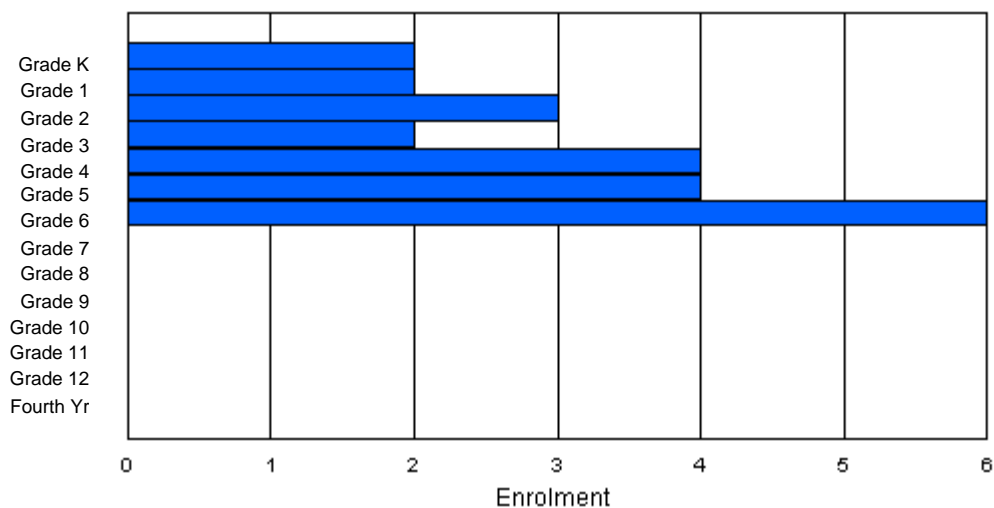
Gender	Age																	Total
	5	6	7	8	9	10	11	12	13	14	15	16	17	18	19	20>		
Male	1	1	0	1	1	1	5	0	0	0	0	0	0	0	0	0	10	
Female	1	1	3	1	3	2	2	0	0	0	0	0	0	0	0	0	13	
Total	2	2	3	2	4	3	7	0	0	0	0	0	0	0	0	0	23	

Enrolment By Grade and Gender

	<u>Grade</u>														
Gender	K	1	2	3	4	5	6	7	8	9	10	11	12	4th	Total
Male	1	1	0	1	1	2	4	0	0	0	0	0	0	0	10
Female	1	1	3	1	3	2	2	0	0	0	0	0	0	0	13
Total	2	2	3	2	4	4	6	0	0	0	0	0	0	0	23

Enrolment By Grade

For 034



* Data from the 2008-2009 AGR(Enrolment/Age as of the last day in Sept./Dec.)

** Newfoundland Statistics Classification System

*** May include itinerant teachers

District 2 - Western

#036 - St. Paul's Elementary, L'Anse au Loup

Grades: K-6

Number of Grades: 7

Classification: Rural

Offers Distance Education: No

[School FTE PTR : 8.5](#)

[District FTE PTR : 11.2](#)

[Provincial FTE PTR : 12.3](#)

[FTE Teachers](#) *** : 5.0

Enrolment By Age and Gender

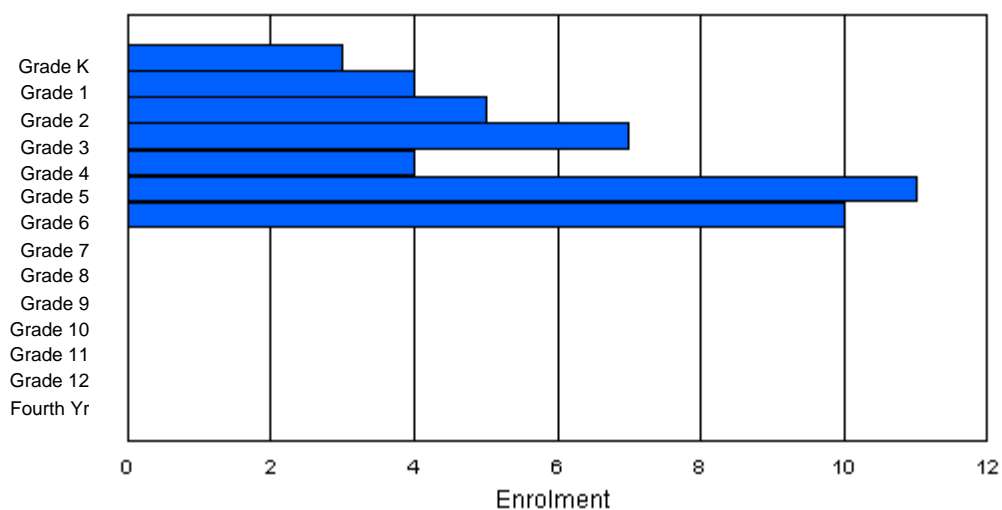
Gender	Age																	Total
	5	6	7	8	9	10	11	12	13	14	15	16	17	18	19	20>		
Male	2	0	2	5	2	6	3	0	0	0	0	0	0	0	0	0	20	
Female	1	4	3	2	2	5	7	0	0	0	0	0	0	0	0	0	24	
Total	3	4	5	7	4	11	10	0	0	0	0	0	0	0	0	0	44	

Enrolment By Grade and Gender

	<u>Grade</u>															
Gender	K	1	2	3	4	5	6	7	8	9	10	11	12	4th	Total	
Male	2	0	2	5	2	6	3	0	0	0	0	0	0	0	20	
Female	1	4	3	2	2	5	7	0	0	0	0	0	0	0	24	
Total	3	4	5	7	4	11	10	0	0	0	0	0	0	0	44	

Enrolment By Grade

For 036



* Data from the 2008-2009 AGR(Enrolment/Age as of the last day in Sept./Dec.)

** Newfoundland Statistics Classification System

*** May include itinerant teachers

District 2 - Western

#039 - Mary Simms All-Grade, Main Brook

Classification: Rural
Offers Distance Education: Yes

Grades: K-3,5,7-12

Number of Grades: 11

[School FTE PTR : 6.4](#)

[District FTE PTR : 11.2](#)

[Provincial FTE PTR : 12.3](#)

[FTE Teachers](#) *** : 5.0

Enrolment By Age and Gender

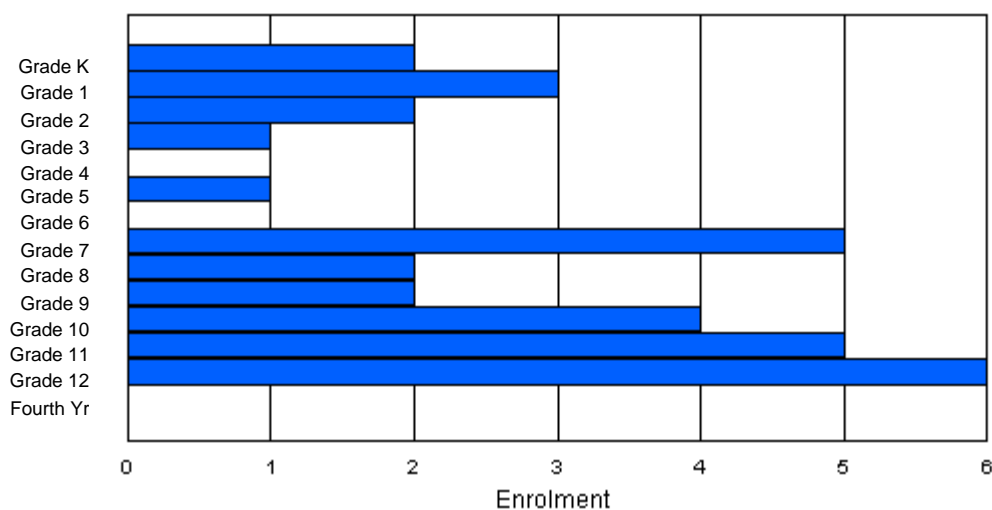
Gender	Age																	Total
	5	6	7	8	9	10	11	12	13	14	15	16	17	18	19	20>		
Male	1	2	1	1	0	1	1	1	3	1	2	2	3	0	0	0	19	
Female	1	1	1	0	0	0	0	1	1	0	2	4	3	0	0	0	14	
Total	2	3	2	1	0	1	1	2	4	1	4	6	6	0	0	0	33	

Enrolment By Grade and Gender

	<u>Grade</u>														
Gender	K	1	2	3	4	5	6	7	8	9	10	11	12	4th	Total
Male	1	2	1	1	0	1	0	4	1	2	2	1	3	0	19
Female	1	1	1	0	0	0	0	1	1	0	2	4	3	0	14
Total	2	3	2	1	0	1	0	5	2	2	4	5	6	0	33

Enrolment By Grade

For 039



* Data from the 2008-2009 AGR(Enrolment/Age as of the last day in Sept./Dec.)

** Newfoundland Statistics Classification System

*** May include itinerant teachers

District 2 - Western

#040 - St. Mary's AG, Mary's Harbour

Classification: Rural
Offers Distance Education: Yes

Grades: K-12

Number of Grades: 13

[School FTE PTR : 7.8](#)

[District FTE PTR : 11.2](#)

[Provincial FTE PTR : 12.3](#)

[FTE Teachers](#) *** : 12.0

Enrolment By Age and Gender

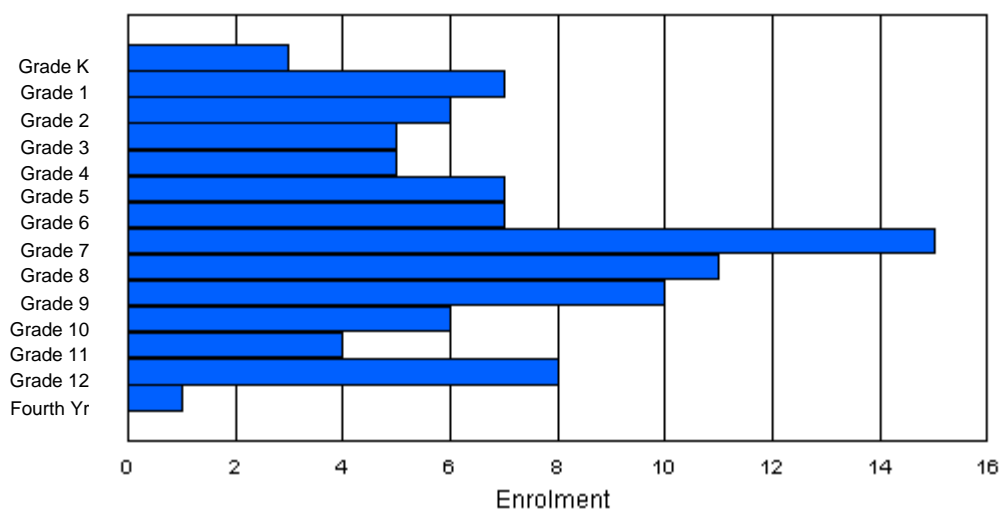
Gender	Age																	Total
	5	6	7	8	9	10	11	12	13	14	15	16	17	18	19	20>		
Male	3	4	4	1	4	5	3	10	3	4	3	3	6	1	0	0	54	
Female	0	3	2	4	1	2	3	5	9	5	3	2	2	0	0	0	41	
Total	3	7	6	5	5	7	6	15	12	9	6	5	8	1	0	0	95	

Enrolment By Grade and Gender

	<u>Grade</u>														
Gender	K	1	2	3	4	5	6	7	8	9	10	11	12	4th	Total
Male	3	4	4	1	4	5	3	11	2	5	3	2	6	1	54
Female	0	3	2	4	1	2	4	4	9	5	3	2	2	0	41
Total	3	7	6	5	5	7	7	15	11	10	6	4	8	1	95

Enrolment By Grade

For 040



* Data from the 2008-2009 AGR(Enrolment/Age as of the last day in Sept./Dec.)

** Newfoundland Statistics Classification System

*** May include itinerant teachers

District 2 - Western

#041 - Raymond Ward Memorial, Norman Bay

Classification: Rural
Offers Distance Education: Yes

Grades: 3-4,6-7,9-12 Number of Grades: 8

[School FTE PTR : 7.0](#)
[District FTE PTR : 11.2](#)
[Provincial FTE PTR : 12.3](#)

[FTE Teachers](#) *** : 2.0

Enrolment By Age and Gender

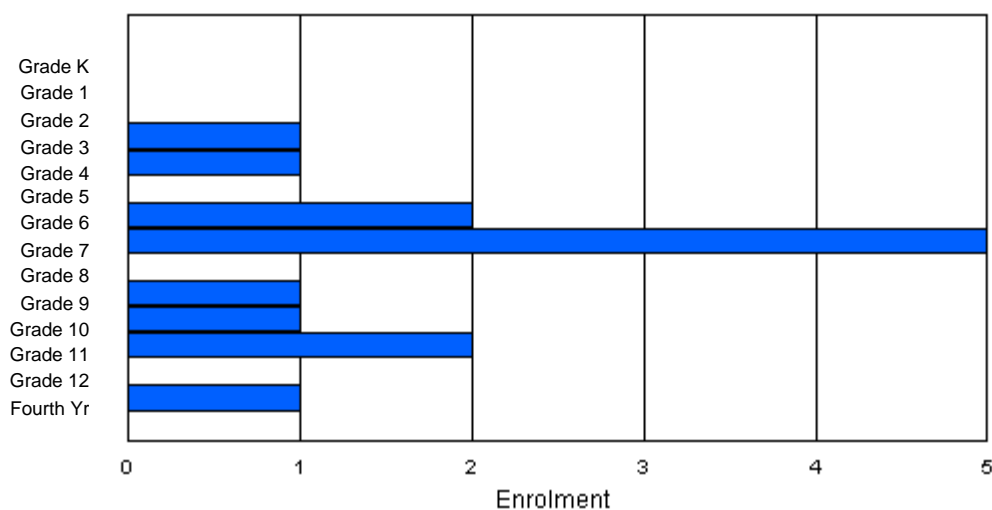
Gender	Age																	Total
	5	6	7	8	9	10	11	12	13	14	15	16	17	18	19	20>		
Male	0	0	0	1	1	0	0	2	1	1	0	0	1	0	0	0	7	
Female	0	0	0	0	0	0	2	2	0	0	0	2	0	1	0	0	7	
Total	0	0	0	1	1	0	2	4	1	1	0	2	1	1	0	0	14	

Enrolment By Grade and Gender

	<u>Grade</u>														
Gender	K	1	2	3	4	5	6	7	8	9	10	11	12	4th	Total
Male	0	0	0	1	1	0	0	3	0	1	0	1	0	0	7
Female	0	0	0	0	0	0	2	2	0	0	1	1	0	1	7
Total	0	0	0	1	1	0	2	5	0	1	1	2	0	1	14

Enrolment By Grade

For 041



* Data from the 2008-2009 AGR(Enrolment/Age as of the last day in Sept./Dec.)

** Newfoundland Statistics Classification System

*** May include itinerant teachers

District 2 - Western

#046 - D.C. Young School, Port Hope Simpson

Grades: K-12

Number of Grades: 13

[FTE Teachers](#) *** : 10.0

Classification: Rural

Offers Distance Education: Yes

[School FTE PTR : 7.8](#)

[District FTE PTR : 11.2](#)

[Provincial FTE PTR : 12.3](#)

Enrolment By Age and Gender

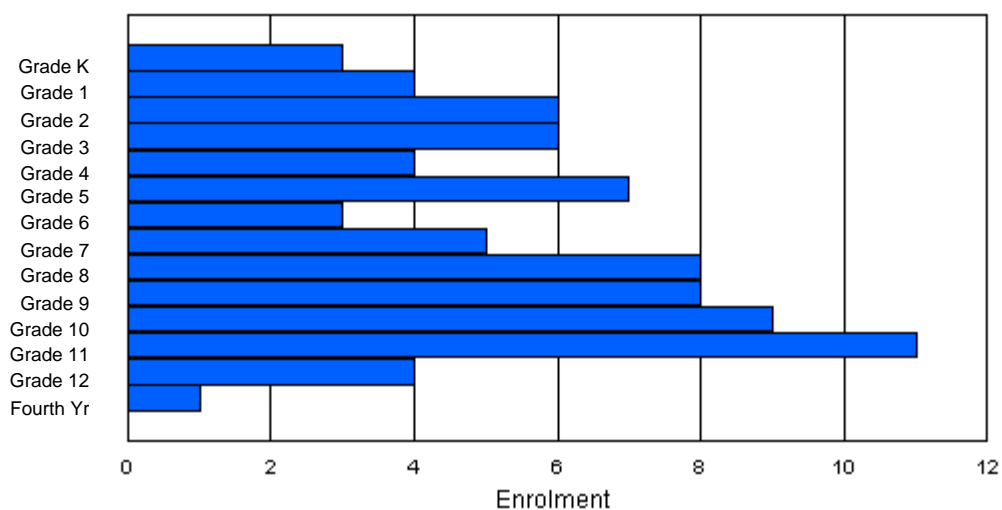
Gender	Age																	Total
	5	6	7	8	9	10	11	12	13	14	15	16	17	18	19	20>		
Male	2	1	1	4	2	2	1	1	5	5	3	4	2	0	1	0	34	
Female	1	3	5	2	2	5	2	4	3	3	4	6	2	3	0	0	45	
Total	3	4	6	6	4	7	3	5	8	8	7	10	4	3	1	0	79	

Enrolment By Grade and Gender

	<u>Grade</u>														
Gender	K	1	2	3	4	5	6	7	8	9	10	11	12	4th	Total
Male	2	1	1	4	2	2	1	1	5	5	4	5	1	0	34
Female	1	3	5	2	2	5	2	4	3	3	5	6	3	1	45
Total	3	4	6	6	4	7	3	5	8	8	9	11	4	1	79

Enrolment By Grade

For 046



* Data from the 2008-2009 AGR(Enrolment/Age as of the last day in Sept./Dec.)

** Newfoundland Statistics Classification System

*** May include itinerant teachers

District 2 - Western

#047 - Roncalli Central High, Port Saunders

Grades: 7-12

Number of Grades: 6

[FTE Teachers](#) *** : 12.8

Classification: Rural

Offers Distance Education: Yes

[School FTE PTR : 11.3](#)

[District FTE PTR : 11.2](#)

[Provincial FTE PTR : 12.3](#)

Enrolment By Age and Gender

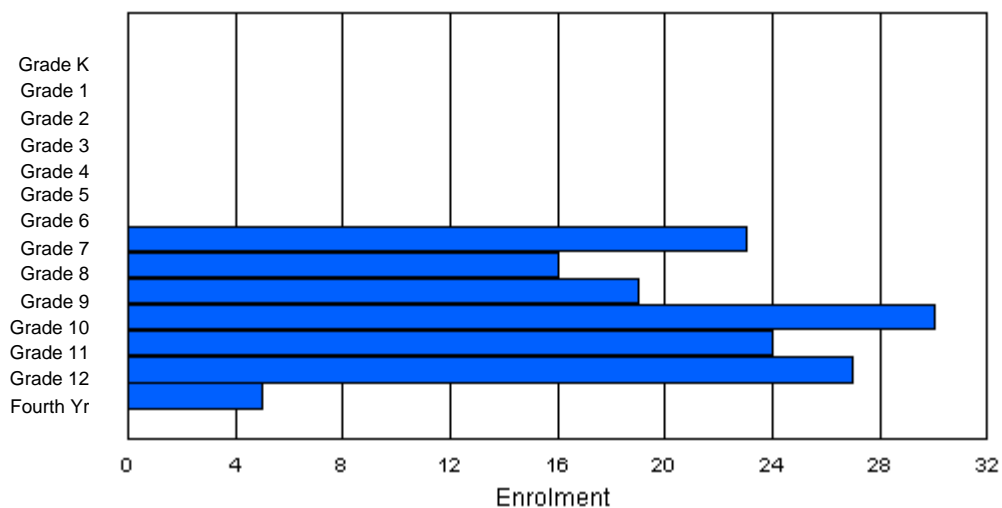
Gender	Age																	Total
	5	6	7	8	9	10	11	12	13	14	15	16	17	18	19	20>		
Male	0	0	0	0	0	0	0	13	9	10	9	9	16	5	1	0	72	
Female	0	0	0	0	0	0	0	10	5	9	21	12	12	3	0	0	72	
Total	0	0	0	0	0	0	0	23	14	19	30	21	28	8	1	0	144	

Enrolment By Grade and Gender

	<u>Grade</u>															
Gender	K	1	2	3	4	5	6	7	8	9	10	11	12	4th	Total	
Male	0	0	0	0	0	0	0	13	10	10	8	12	16	3	72	
Female	0	0	0	0	0	0	0	10	6	9	22	12	11	2	72	
Total	0	0	0	0	0	0	0	23	16	19	30	24	27	5	144	

Enrolment By Grade

For 047



* Data from the 2008-2009 AGR(Enrolment/Age as of the last day in Sept./Dec.)

** Newfoundland Statistics Classification System

*** May include itinerant teachers

District 2 - Western

#048 - St. Theresa's Elementary, Port au Choix

Classification: Rural
Offers Distance Education: No

Grades: K-6

Number of Grades: 7

[School FTE PTR : 10.2](#)

[District FTE PTR : 11.2](#)

[Provincial FTE PTR : 12.3](#)

[FTE Teachers](#) *** : 10.0

Enrolment By Age and Gender

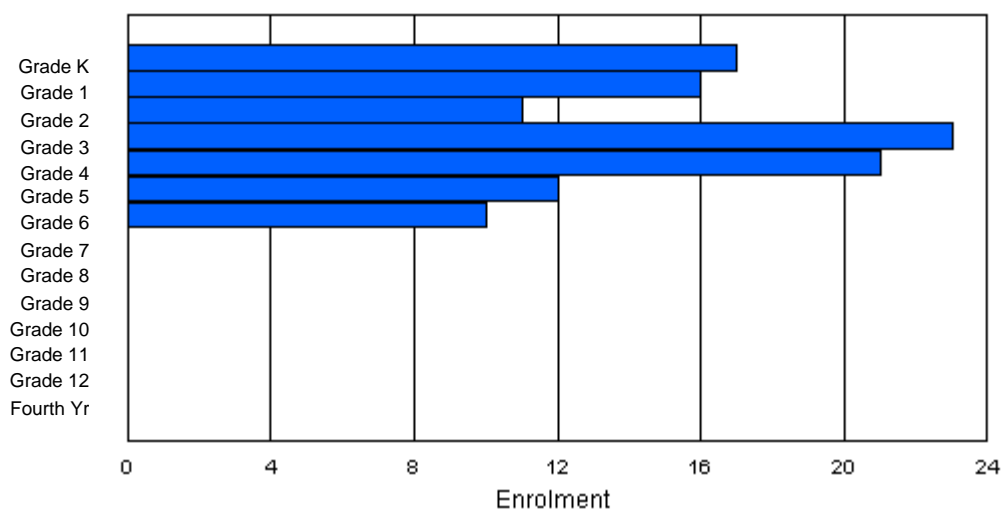
Gender	Age																Total
	5	6	7	8	9	10	11	12	13	14	15	16	17	18	19	20>	
Male	7	10	8	10	7	7	5	0	0	0	0	0	0	0	0	0	54
Female	9	7	4	12	14	5	5	0	0	0	0	0	0	0	0	0	56
Total	16	17	12	22	21	12	10	0	0	0	0	0	0	0	0	0	110

Enrolment By Grade and Gender

	<u>Grade</u>														
Gender	K	1	2	3	4	5	6	7	8	9	10	11	12	4th	Total
Male	7	10	8	10	7	7	5	0	0	0	0	0	0	0	54
Female	10	6	3	13	14	5	5	0	0	0	0	0	0	0	56
Total	17	16	11	23	21	12	10	0	0	0	0	0	0	0	110

Enrolment By Grade

For 048



* Data from the 2008-2009 AGR(Enrolment/Age as of the last day in Sept./Dec.)

** Newfoundland Statistics Classification System

*** May include itinerant teachers

District 2 - Western

#050 - Basque Memorial, Red Bay

Classification: Rural
Offers Distance Education: Yes

Grades: 1-2,4-12

Number of Grades: 11

[School FTE PTR : 6.8](#)

[District FTE PTR : 11.2](#)

[Provincial FTE PTR : 12.3](#)

[FTE Teachers](#) *** : 4.0

Enrolment By Age and Gender

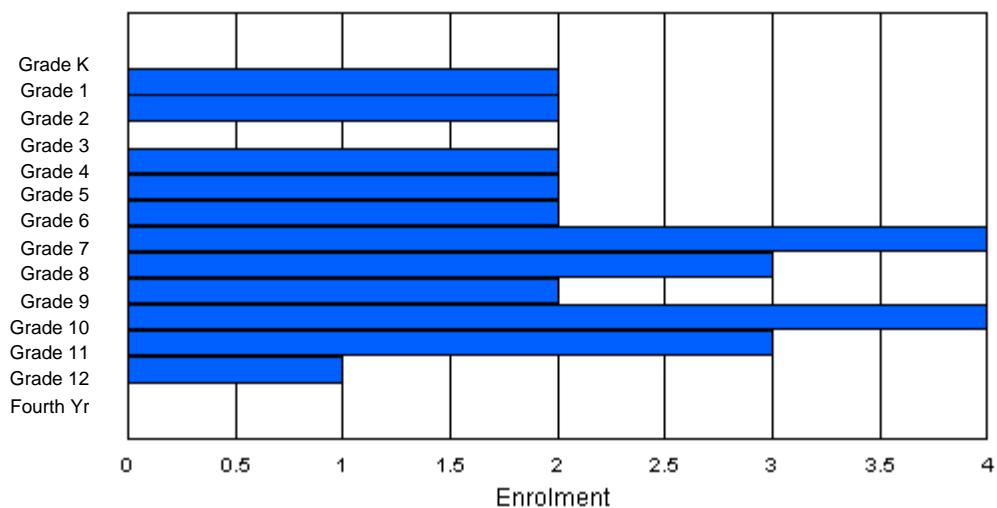
Gender	Age																	Total
	5	6	7	8	9	10	11	12	13	14	15	16	17	18	19	20>		
Male	0	1	1	0	1	1	1	3	1	2	3	1	2	1	0	0	18	
Female	0	1	1	0	1	1	0	2	2	0	0	1	0	0	0	0	9	
Total	0	2	2	0	2	2	1	5	3	2	3	2	2	1	0	0	27	

Enrolment By Grade and Gender

	<u>Grade</u>														
Gender	K	1	2	3	4	5	6	7	8	9	10	11	12	4th	Total
Male	0	1	1	0	1	1	2	2	1	2	4	2	1	0	18
Female	0	1	1	0	1	1	0	2	2	0	0	1	0	0	9
Total	0	2	2	0	2	2	2	4	3	2	4	3	1	0	27

Enrolment By Grade

For 050



* Data from the 2008-2009 AGR(Enrolment/Age as of the last day in Sept./Dec.)

** Newfoundland Statistics Classification System

*** May include itinerant teachers

District 2 - Western

#052 - Harriot Curtis Collegiate, St. Anthony

Classification: Rural
Offers Distance Education: Yes

Grades: 8-12

Number of Grades: 5

[School FTE PTR : 11.7](#)

[District FTE PTR : 11.2](#)

[Provincial FTE PTR : 12.3](#)

[FTE Teachers](#) *** : 15.5

Enrolment By Age and Gender

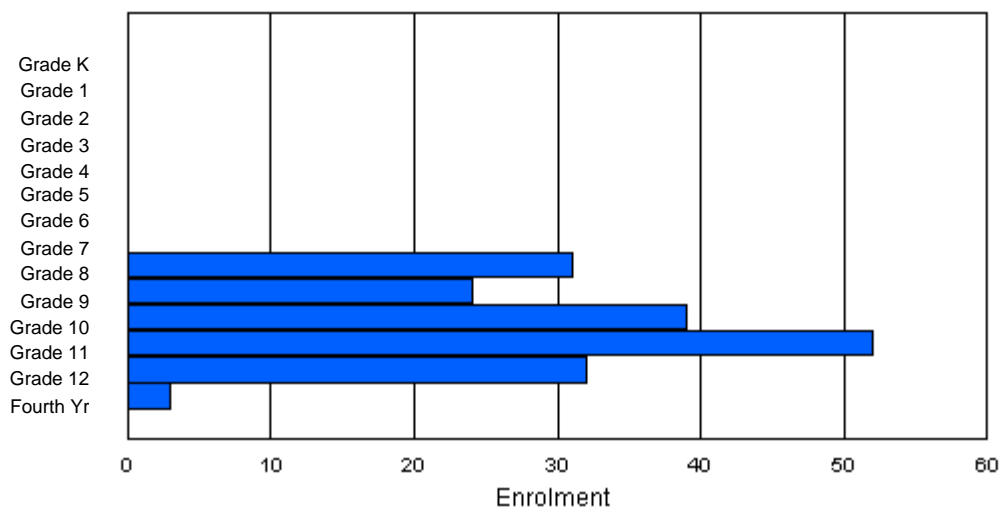
Gender	Age																	Total
	5	6	7	8	9	10	11	12	13	14	15	16	17	18	19	20>		
Male	0	0	0	0	0	0	0	0	15	11	17	25	16	4	2	0	90	
Female	0	0	0	0	0	0	0	0	16	12	19	24	16	2	2	0	91	
Total	0	0	0	0	0	0	0	0	31	23	36	49	32	6	4	0	181	

Enrolment By Grade and Gender

	<u>Grade</u>														
Gender	K	1	2	3	4	5	6	7	8	9	10	11	12	4th	Total
Male	0	0	0	0	0	0	0	0	15	12	19	27	15	2	90
Female	0	0	0	0	0	0	0	0	16	12	20	25	17	1	91
Total	0	0	0	0	0	0	0	0	31	24	39	52	32	3	181

Enrolment By Grade

For 052



* Data from the 2008-2009 AGR(Enrolment/Age as of the last day in Sept./Dec.)

** Newfoundland Statistics Classification System

*** May include itinerant teachers

District 2 - Western

#053 - St. Anthony Elementary, St. Anthony

Grades: K-7

Number of Grades: 8

[FTE Teachers](#) *** : 21.8

Classification: Rural

Offers Distance Education: No

[School FTE PTR : 11.2](#)

[District FTE PTR : 11.2](#)

[Provincial FTE PTR : 12.3](#)

Enrolment By Age and Gender

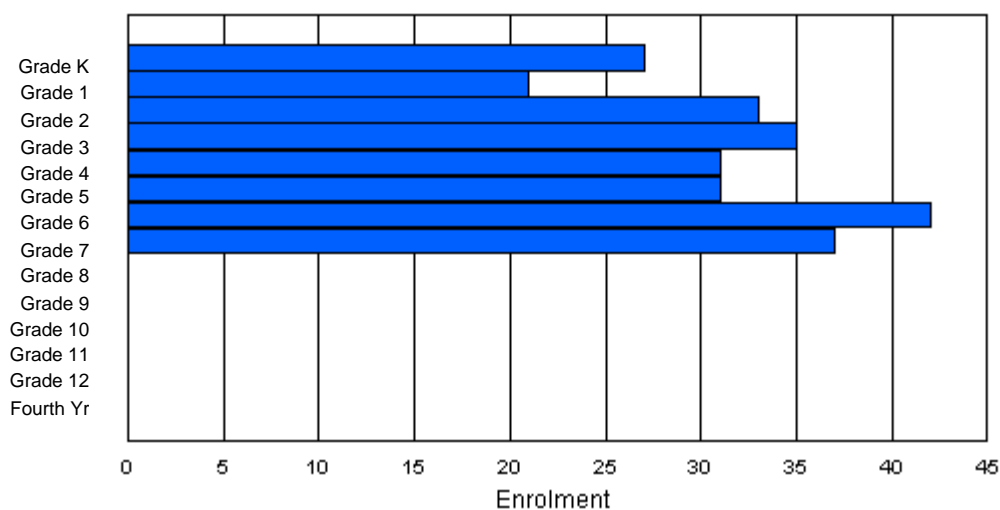
Gender	<u>Age</u>																Total
	5	6	7	8	9	10	11	12	13	14	15	16	17	18	19	20>	
Male	15	8	17	17	16	11	18	19	0	0	0	0	0	0	0	0	121
Female	12	12	17	19	14	18	25	19	0	0	0	0	0	0	0	0	136
Total	27	20	34	36	30	29	43	38	0	0	0	0	0	0	0	0	257

Enrolment By Grade and Gender

Gender	<u>Grade</u>														Total
	K	1	2	3	4	5	6	7	8	9	10	11	12	4th	
Male	15	9	16	16	17	13	17	18	0	0	0	0	0	0	121
Female	12	12	17	19	14	18	25	19	0	0	0	0	0	0	136
Total	27	21	33	35	31	31	42	37	0	0	0	0	0	0	257

Enrolment By Grade

For 053



* Data from the 2008-2009 AGR(Enrolment/Age as of the last day in Sept./Dec.)

** Newfoundland Statistics Classification System

*** May include itinerant teachers

District 2 - Western

#054 - St. Lewis Academy, St. Lewis

Classification: Rural
Offers Distance Education: Yes

Grades: K-4,6-12

Number of Grades: 12

[School FTE PTR : 5.9](#)

[District FTE PTR : 11.2](#)

[Provincial FTE PTR : 12.3](#)

[FTE Teachers](#) *** : 7.0

Enrolment By Age and Gender

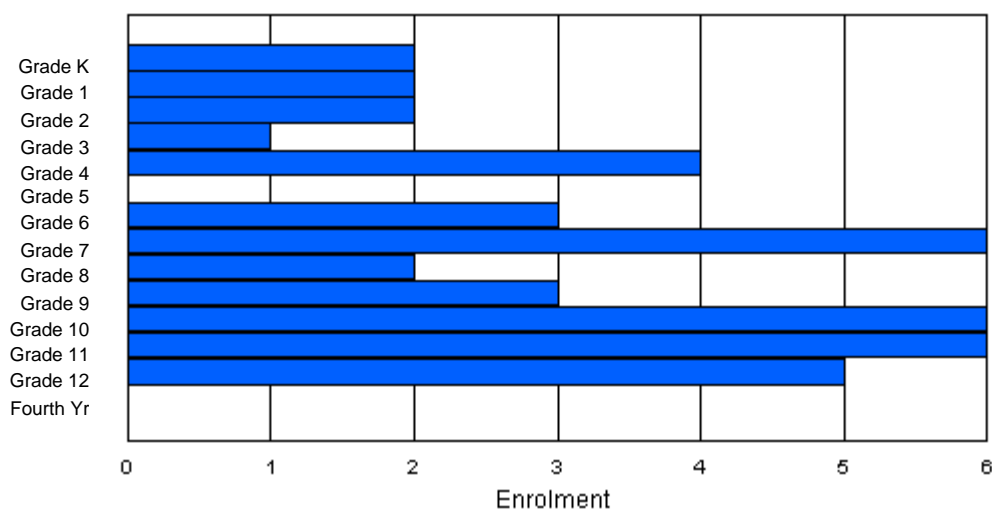
Gender	Age																	Total
	5	6	7	8	9	10	11	12	13	14	15	16	17	18	19	20>		
Male	1	1	2	0	2	0	2	2	0	2	3	5	2	0	0	0	22	
Female	1	1	0	1	2	0	1	4	2	0	2	3	3	0	0	0	20	
Total	2	2	2	1	4	0	3	6	2	2	5	8	5	0	0	0	42	

Enrolment By Grade and Gender

	<u>Grade</u>														
Gender	K	1	2	3	4	5	6	7	8	9	10	11	12	4th	Total
Male	1	1	2	0	2	0	2	2	0	3	3	4	2	0	22
Female	1	1	0	1	2	0	1	4	2	0	3	2	3	0	20
Total	2	2	2	1	4	0	3	6	2	3	6	6	5	0	42

Enrolment By Grade

For 054



* Data from the 2008-2009 AGR(Enrolment/Age as of the last day in Sept./Dec.)

** Newfoundland Statistics Classification System

*** May include itinerant teachers

District 2 - Western

#055 - Our Lady of Labrador, West St. Modeste

Classification: Rural
Offers Distance Education: Yes

Grades: K,2-7,9-12

Number of Grades: 11

[School FTE PTR : 7.4](#)

[District FTE PTR : 11.2](#)

[Provincial FTE PTR : 12.3](#)

[FTE Teachers](#) *** : 6.0

Enrolment By Age and Gender

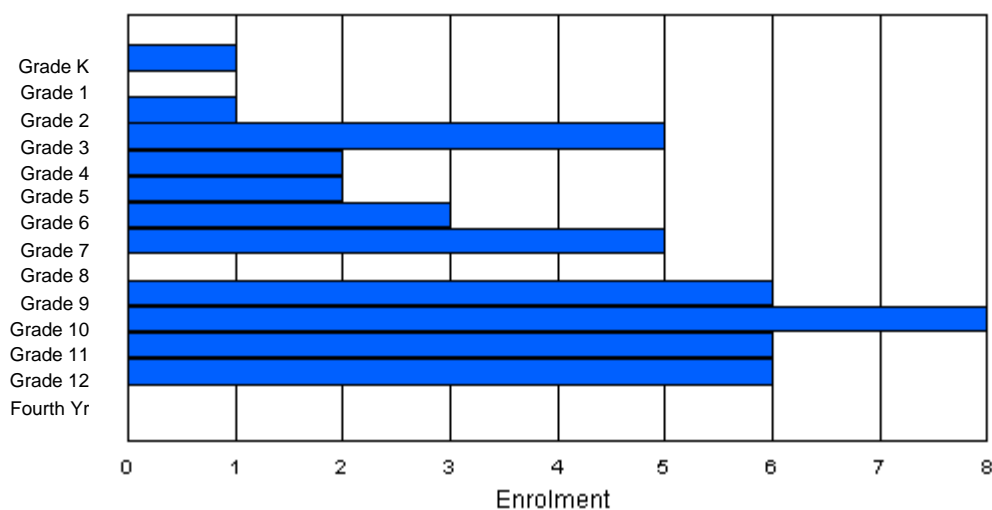
Gender	Age																	Total
	5	6	7	8	9	10	11	12	13	14	15	16	17	18	19	20>		
Male	1	0	0	1	0	2	2	4	0	4	2	3	5	1	0	0	25	
Female	0	0	1	4	2	0	1	1	0	2	6	2	1	0	0	0	20	
Total	1	0	1	5	2	2	3	5	0	6	8	5	6	1	0	0	45	

Enrolment By Grade and Gender

	<u>Grade</u>															
Gender	K	1	2	3	4	5	6	7	8	9	10	11	12	4th	Total	
Male	1	0	0	1	0	2	2	4	0	4	3	3	5	0	25	
Female	0	0	1	4	2	0	1	1	0	2	5	3	1	0	20	
Total	1	0	1	5	2	2	3	5	0	6	8	6	6	0	45	

Enrolment By Grade

For 055



* Data from the 2008-2009 AGR(Enrolment/Age as of the last day in Sept./Dec.)

** Newfoundland Statistics Classification System

*** May include itinerant teachers

District 2 - Western

#056 - William's Harbour School, Williams Harbour

Grades: 1,5,7,9,11

Number of Grades: 5

[FTE Teachers](#) *** : 2.0

Classification: Rural

Offers Distance Education: No

[School FTE PTR : 3.0](#)

[District FTE PTR : 11.2](#)

[Provincial FTE PTR : 12.3](#)

Enrolment By Age and Gender

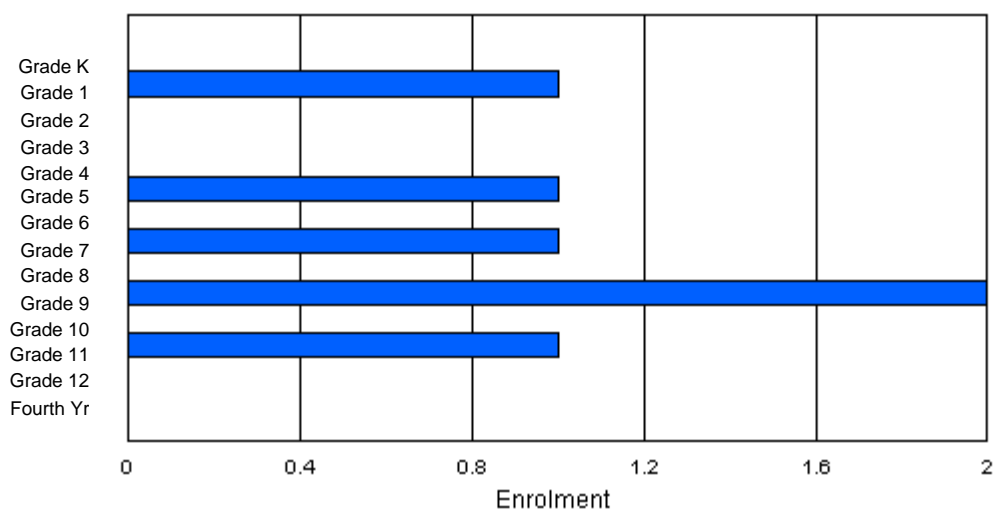
Gender	Age																	Total
	5	6	7	8	9	10	11	12	13	14	15	16	17	18	19	20>		
Male	0	0	0	0	0	0	0	1	0	2	0	0	0	0	0	0	3	
Female	0	1	0	0	0	1	0	0	0	0	0	1	0	0	0	0	3	
Total	0	1	0	0	0	1	0	1	0	2	0	1	0	0	0	0	6	

Enrolment By Grade and Gender

	<u>Grade</u>														
Gender	K	1	2	3	4	5	6	7	8	9	10	11	12	4th	Total
Male	0	0	0	0	0	0	0	1	0	2	0	0	0	0	3
Female	0	1	0	0	0	1	0	0	0	0	0	1	0	0	3
Total	0	1	0	0	0	1	0	1	0	2	0	1	0	0	6

Enrolment By Grade

For 056



* Data from the 2008-2009 AGR(Enrolment/Age as of the last day in Sept./Dec.)

** Newfoundland Statistics Classification System

*** May include itinerant teachers

District 2 - Western

#057 - St. Peter's Academy, Benoit's Cove

Classification: Rural
Offers Distance Education: No

Grades: K-9

Number of Grades: 10

[School FTE PTR : 10.9](#)

[District FTE PTR : 11.2](#)

[Provincial FTE PTR : 12.3](#)

[FTE Teachers](#) *** : 16.0

Enrolment By Age and Gender

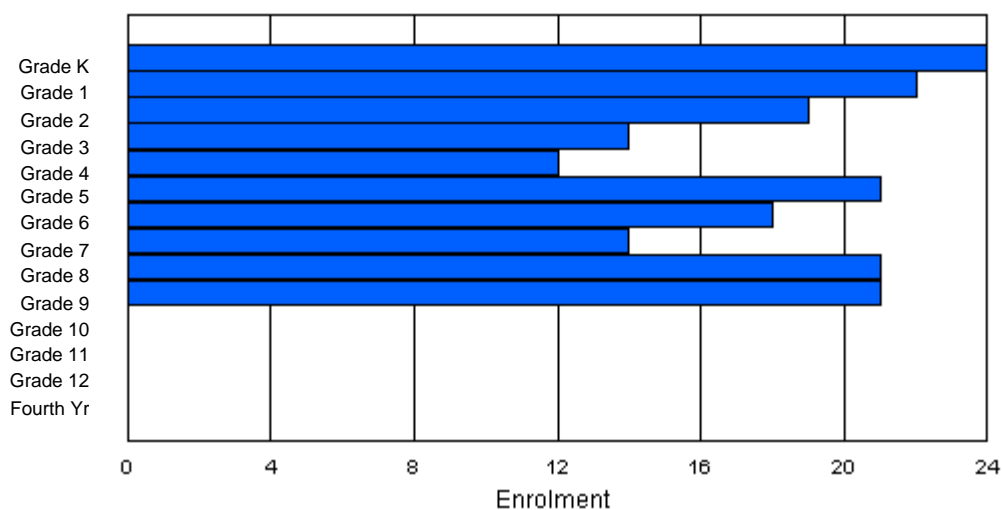
Gender	Age																Total
	5	6	7	8	9	10	11	12	13	14	15	16	17	18	19	20>	
Male	10	10	9	4	2	12	9	9	6	11	2	0	0	0	0	0	84
Female	14	12	10	10	10	8	9	6	13	10	0	0	0	0	0	0	102
Total	24	22	19	14	12	20	18	15	19	21	2	0	0	0	0	0	186

Enrolment By Grade and Gender

Gender	Grade														Total
	K	1	2	3	4	5	6	7	8	9	10	11	12	4th	
Male	10	10	9	4	2	12	10	8	8	11	0	0	0	0	84
Female	14	12	10	10	10	9	8	6	13	10	0	0	0	0	102
Total	24	22	19	14	12	21	18	14	21	21	0	0	0	0	186

Enrolment By Grade

For 057



* Data from the 2008-2009 AGR(Enrolment/Age as of the last day in Sept./Dec.)

** Newfoundland Statistics Classification System

*** May include itinerant teachers

District 2 - Western

#060 - C.C. Loughlin Elementary, Corner Brook

Grades: K-6

Number of Grades: 7

[FTE Teachers](#) *** : 36.5

Classification: Urban

Offers Distance Education: No

[School FTE PTR : 12.7](#)

[District FTE PTR : 11.2](#)

[Provincial FTE PTR : 12.3](#)

Enrolment By Age and Gender

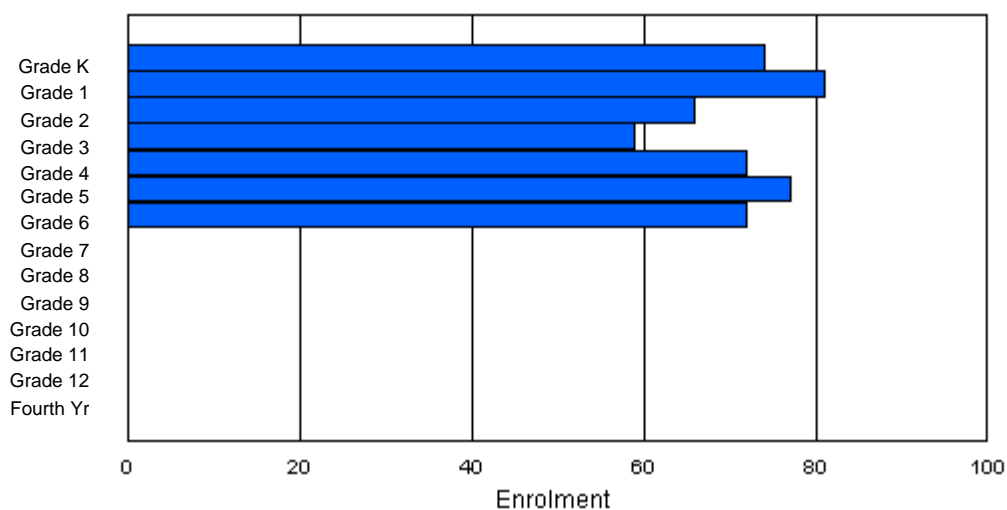
Gender	<u>Age</u>																Total
	5	6	7	8	9	10	11	12	13	14	15	16	17	18	19	20>	
Male	37	41	27	32	28	40	32	4	0	0	0	0	0	0	0	0	241
Female	35	41	39	26	45	38	36	0	0	0	0	0	0	0	0	0	260
Total	72	82	66	58	73	78	68	4	0	0	0	0	0	0	0	0	501

Enrolment By Grade and Gender

	<u>Grade</u>														
Gender	K	1	2	3	4	5	6	7	8	9	10	11	12	4th	Total
Male	39	40	26	32	29	39	36	0	0	0	0	0	0	0	241
Female	35	41	40	27	43	38	36	0	0	0	0	0	0	0	260
Total	74	81	66	59	72	77	72	0	0	0	0	0	0	0	501

Enrolment By Grade

For 060



* Data from the 2008-2009 AGR(Enrolment/Age as of the last day in Sept./Dec.)

** Newfoundland Statistics Classification System

*** May include itinerant teachers

District 2 - Western

#062 - G.C. Rowe Junior High, Corner Brook

Grades: 7-9

Number of Grades: 3

[FTE Teachers](#) *** : 25.5

Classification: Urban

Offers Distance Education: No

[School FTE PTR : 15.4](#)

[District FTE PTR : 11.2](#)

[Provincial FTE PTR : 12.3](#)

Enrolment By Age and Gender

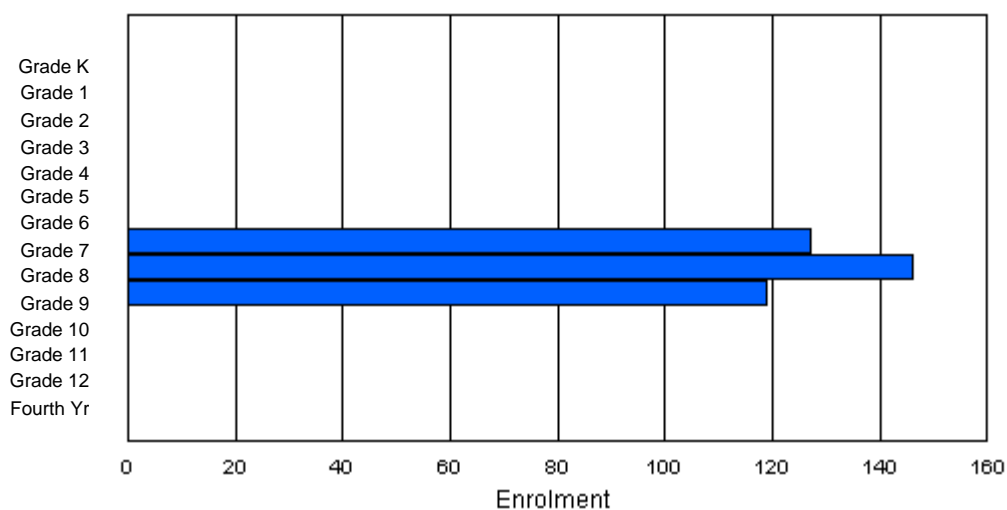
Gender	<u>Age</u>																Total
	5	6	7	8	9	10	11	12	13	14	15	16	17	18	19	20>	
Male	0	0	0	0	0	0	0	60	78	61	7	0	0	0	0	0	206
Female	0	0	0	0	0	0	0	66	66	52	2	0	0	0	0	0	186
Total	0	0	0	0	0	0	0	126	144	113	9	0	0	0	0	0	392

Enrolment By Grade and Gender

	<u>Grade</u>														
Gender	K	1	2	3	4	5	6	7	8	9	10	11	12	4th	Total
Male	0	0	0	0	0	0	0	62	80	64	0	0	0	0	206
Female	0	0	0	0	0	0	0	65	66	55	0	0	0	0	186
Total	0	0	0	0	0	0	0	127	146	119	0	0	0	0	392

Enrolment By Grade

For 062



* Data from the 2008-2009 AGR(Enrolment/Age as of the last day in Sept./Dec.)

** Newfoundland Statistics Classification System

*** May include itinerant teachers

District 2 - Western

#065 - Humber Elementary, Corner Brook

Classification: Urban
Offers Distance Education: No

Grades: K-6

Number of Grades: 7

[School FTE PTR : 13.9](#)

[District FTE PTR : 11.2](#)

[Provincial FTE PTR : 12.3](#)

[FTE Teachers](#) *** : 25.0

Enrolment By Age and Gender

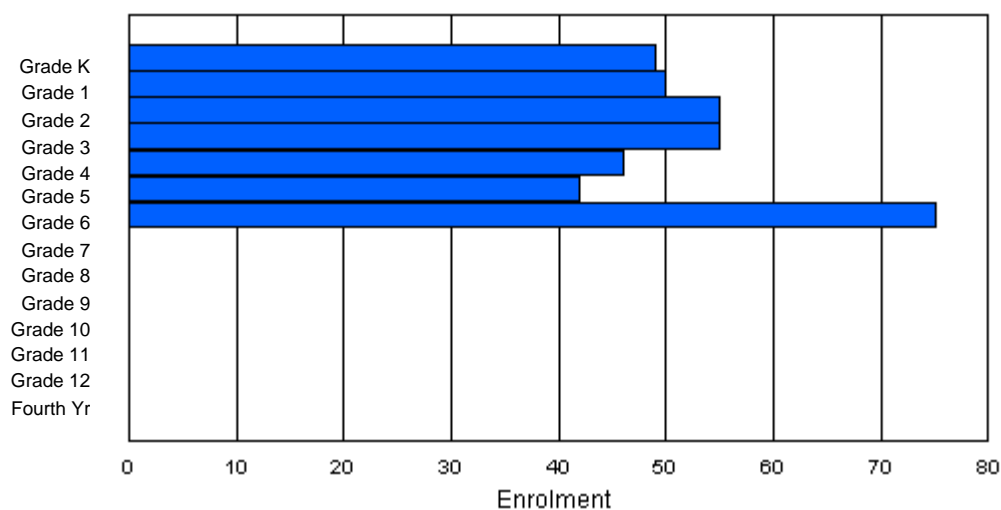
Gender	Age																Total
	5	6	7	8	9	10	11	12	13	14	15	16	17	18	19	20>	
Male	23	24	23	27	25	19	39	3	0	0	0	0	0	0	0	0	183
Female	26	26	32	26	23	22	34	0	0	0	0	0	0	0	0	0	189
Total	49	50	55	53	48	41	73	3	0	0	0	0	0	0	0	0	372

Enrolment By Grade and Gender

Gender	Grade														Total
	K	1	2	3	4	5	6	7	8	9	10	11	12	4th	
Male	23	24	23	27	25	21	40	0	0	0	0	0	0	0	183
Female	26	26	32	28	21	21	35	0	0	0	0	0	0	0	189
Total	49	50	55	55	46	42	75	0	0	0	0	0	0	0	372

Enrolment By Grade

For 065



* Data from the 2008-2009 AGR(Enrolment/Age as of the last day in Sept./Dec.)

** Newfoundland Statistics Classification System

*** May include itinerant teachers

District 2 - Western

#066 - J.J. Curling Elementary, Corner Brook

Grades: K-6

Number of Grades: 7

[FTE Teachers](#) *** : 25.5

Classification: Urban

Offers Distance Education: No

[School FTE PTR : 13.3](#)

[District FTE PTR : 11.2](#)

[Provincial FTE PTR : 12.3](#)

Enrolment By Age and Gender

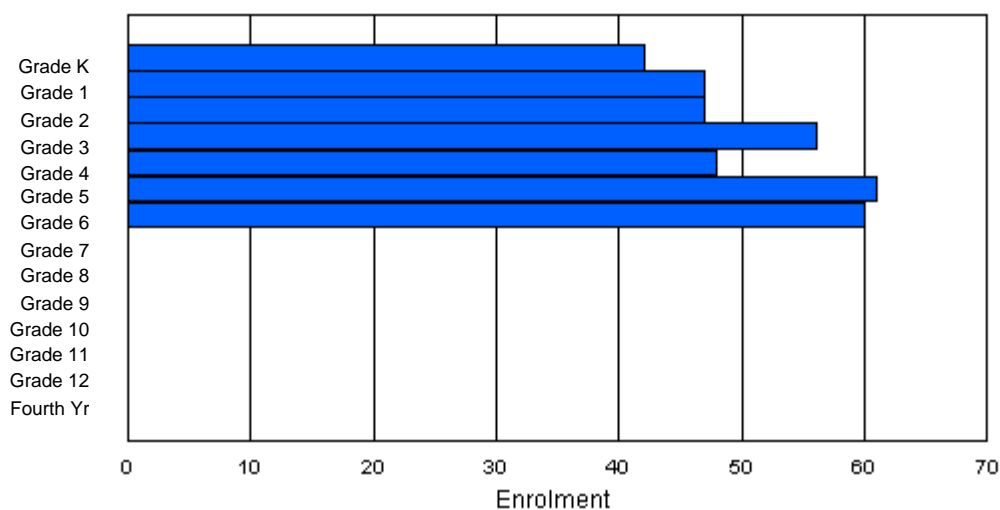
Gender	Age																	Total
	5	6	7	8	9	10	11	12	13	14	15	16	17	18	19	20>		
Male	20	27	24	31	24	36	34	2	0	0	0	0	0	0	0	0	198	
Female	20	21	23	24	22	27	24	2	0	0	0	0	0	0	0	0	163	
Total	40	48	47	55	46	63	58	4	0	0	0	0	0	0	0	0	361	

Enrolment By Grade and Gender

	<u>Grade</u>															
Gender	K	1	2	3	4	5	6	7	8	9	10	11	12	4th	Total	
Male	22	26	24	32	26	34	34	0	0	0	0	0	0	0	198	
Female	20	21	23	24	22	27	26	0	0	0	0	0	0	0	163	
Total	42	47	47	56	48	61	60	0	0	0	0	0	0	0	361	

Enrolment By Grade

For 066



* Data from the 2008-2009 AGR(Enrolment/Age as of the last day in Sept./Dec.)

** Newfoundland Statistics Classification System

*** May include itinerant teachers

District 2 - Western

#067 - Presentation Junior High, Corner Brook

Grades: 7-9

Number of Grades: 3

Classification: Urban

Offers Distance Education: No

[School FTE PTR : 15.6](#)

[District FTE PTR : 11.2](#)

[Provincial FTE PTR : 12.3](#)

[FTE Teachers](#) *** : 25.5

Enrolment By Age and Gender

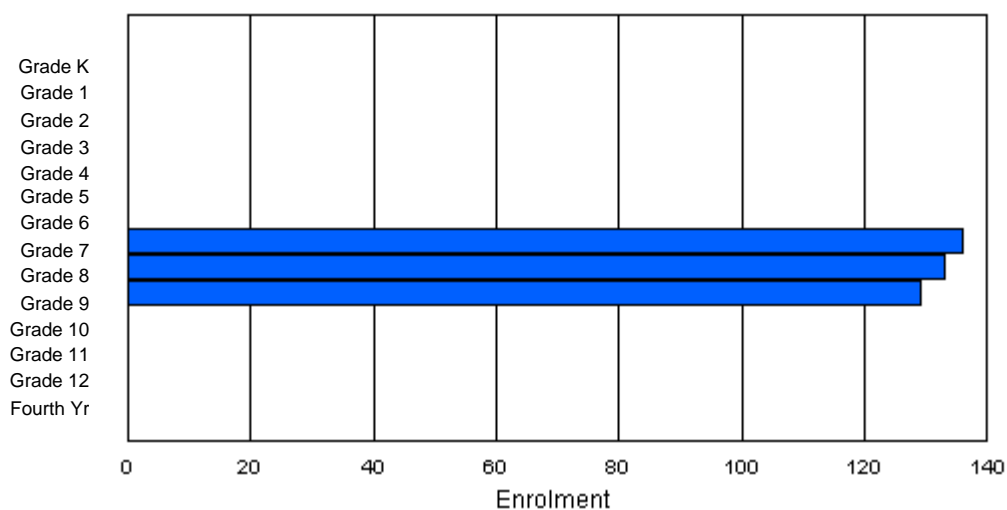
Gender	<u>Age</u>																Total
	5	6	7	8	9	10	11	12	13	14	15	16	17	18	19	20>	
Male	0	0	0	0	0	0	1	74	76	53	7	0	0	0	0	0	211
Female	0	0	0	0	0	0	0	61	55	68	3	0	0	0	0	0	187
Total	0	0	0	0	0	0	1	135	131	121	10	0	0	0	0	0	398

Enrolment By Grade and Gender

Gender	<u>Grade</u>														Total
	K	1	2	3	4	5	6	7	8	9	10	11	12	4th	
Male	0	0	0	0	0	0	0	75	76	60	0	0	0	0	211
Female	0	0	0	0	0	0	0	61	57	69	0	0	0	0	187
Total	0	0	0	0	0	0	0	136	133	129	0	0	0	0	398

Enrolment By Grade

For 067



* Data from the 2008-2009 AGR(Enrolment/Age as of the last day in Sept./Dec.)

** Newfoundland Statistics Classification System

*** May include itinerant teachers

District 2 - Western

#069 - Sacred Heart Elementary, Corner Brook

Grades: K-6

Number of Grades: 7

[FTE Teachers](#) *** : 16.5

Classification: Urban

Offers Distance Education: No

[School FTE PTR : 12.9](#)

[District FTE PTR : 11.2](#)

[Provincial FTE PTR : 12.3](#)

Enrolment By Age and Gender

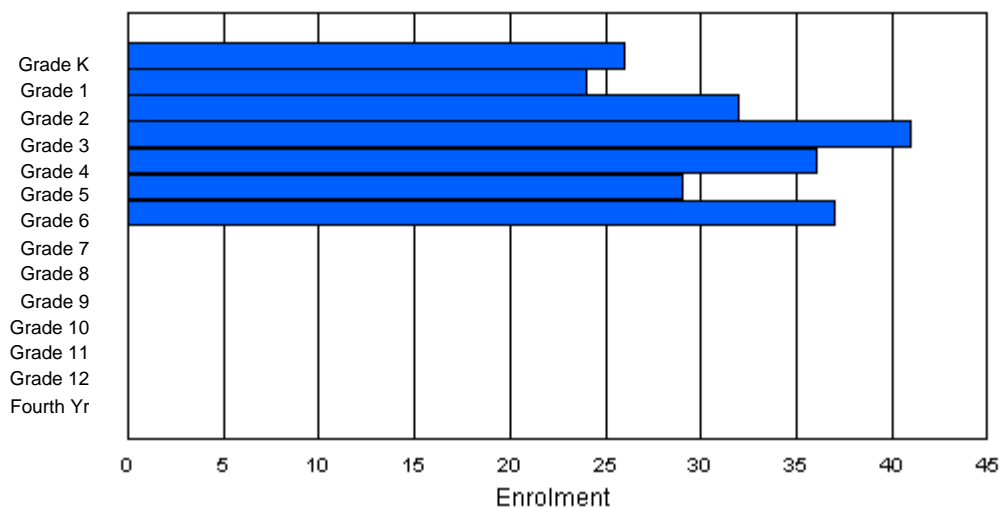
Gender	<u>Age</u>																Total
	5	6	7	8	9	10	11	12	13	14	15	16	17	18	19	20>	
Male	10	9	13	14	17	12	21	0	0	0	0	0	0	0	0	0	96
Female	16	15	19	27	21	13	18	0	0	0	0	0	0	0	0	0	129
Total	26	24	32	41	38	25	39	0	0	0	0	0	0	0	0	0	225

Enrolment By Grade and Gender

Gender	<u>Grade</u>														Total
	K	1	2	3	4	5	6	7	8	9	10	11	12	4th	
Male	10	9	13	14	17	14	19	0	0	0	0	0	0	0	96
Female	16	15	19	27	19	15	18	0	0	0	0	0	0	0	129
Total	26	24	32	41	36	29	37	0	0	0	0	0	0	0	225

Enrolment By Grade

For 069



* Data from the 2008-2009 AGR(Enrolment/Age as of the last day in Sept./Dec.)

** Newfoundland Statistics Classification System

*** May include itinerant teachers

District 2 - Western

#070 - St. Gerard's Elementary, Corner Brook

Classification: Urban
Offers Distance Education: No

Grades: K-6

Number of Grades: 7

[School FTE PTR : 8.8](#)

[District FTE PTR : 11.2](#)

[Provincial FTE PTR : 12.3](#)

[FTE Teachers](#) *** : 14.0

Enrolment By Age and Gender

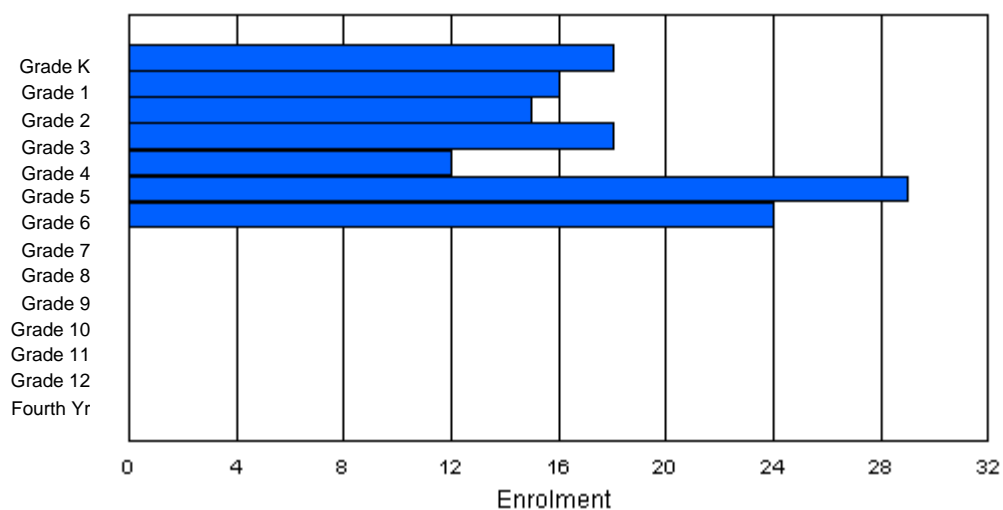
Gender	Age																Total
	5	6	7	8	9	10	11	12	13	14	15	16	17	18	19	20>	
Male	12	6	7	7	8	15	9	0	0	0	0	0	0	0	0	0	64
Female	6	9	9	11	4	14	14	1	0	0	0	0	0	0	0	0	68
Total	18	15	16	18	12	29	23	1	0	0	0	0	0	0	0	0	132

Enrolment By Grade and Gender

	<u>Grade</u>														
Gender	K	1	2	3	4	5	6	7	8	9	10	11	12	4th	Total
Male	12	6	7	7	8	15	9	0	0	0	0	0	0	0	64
Female	6	10	8	11	4	14	15	0	0	0	0	0	0	0	68
Total	18	16	15	18	12	29	24	0	0	0	0	0	0	0	132

Enrolment By Grade

For 070



* Data from the 2008-2009 AGR(Enrolment/Age as of the last day in Sept./Dec.)

** Newfoundland Statistics Classification System

*** May include itinerant teachers

District 2 - Western

#072 - Holy Cross All Grade School, Daniel's Harbour

Grades: K-10,12

Number of Grades: 12

[FTE Teachers](#) *** : 7.0

Classification: Rural

Offers Distance Education: Yes

[School FTE PTR : 5.4](#)

[District FTE PTR : 11.2](#)

[Provincial FTE PTR : 12.3](#)

Enrolment By Age and Gender

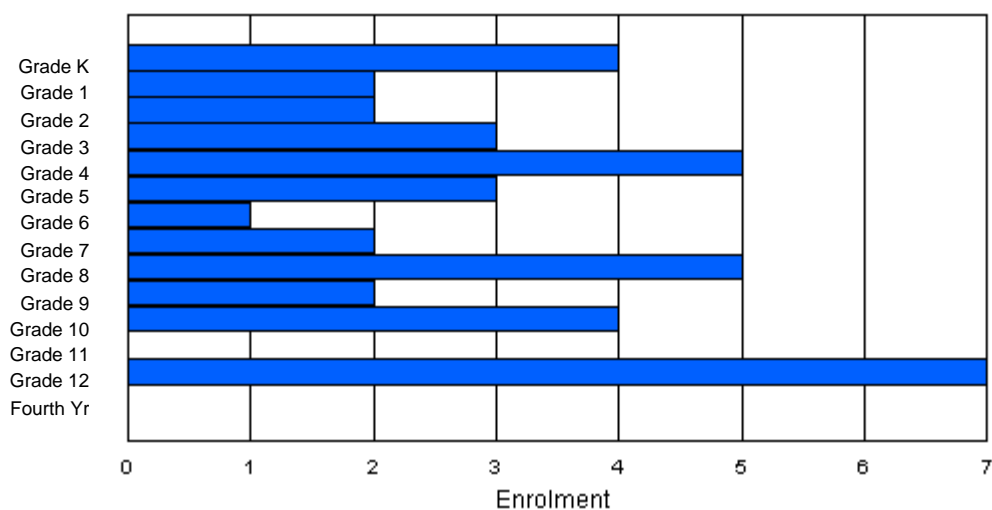
Gender	Age																	Total
	5	6	7	8	9	10	11	12	13	14	15	16	17	18	19	20>		
Male	2	1	0	1	2	1	0	2	4	0	1	1	3	1	0	0	19	
Female	2	1	2	2	3	2	0	1	1	0	4	0	2	1	0	0	21	
Total	4	2	2	3	5	3	0	3	5	0	5	1	5	2	0	0	40	

Enrolment By Grade and Gender

	<u>Grade</u>														
Gender	K	1	2	3	4	5	6	7	8	9	10	11	12	4th	Total
Male	2	1	0	1	2	1	1	1	4	2	0	0	4	0	19
Female	2	1	2	2	3	2	0	1	1	0	4	0	3	0	21
Total	4	2	2	3	5	3	1	2	5	2	4	0	7	0	40

Enrolment By Grade

For 072



* Data from the 2008-2009 AGR(Enrolment/Age as of the last day in Sept./Dec.)

** Newfoundland Statistics Classification System

*** May include itinerant teachers

District 2 - Western

#075 - Hampden Academy, Hampden

Grades: K-12

Number of Grades: 13

[FTE Teachers](#) *** : 9.5

Classification: Rural

Offers Distance Education: No

[School FTE PTR : 7.5](#)

[District FTE PTR : 11.2](#)

[Provincial FTE PTR : 12.3](#)

Enrolment By Age and Gender

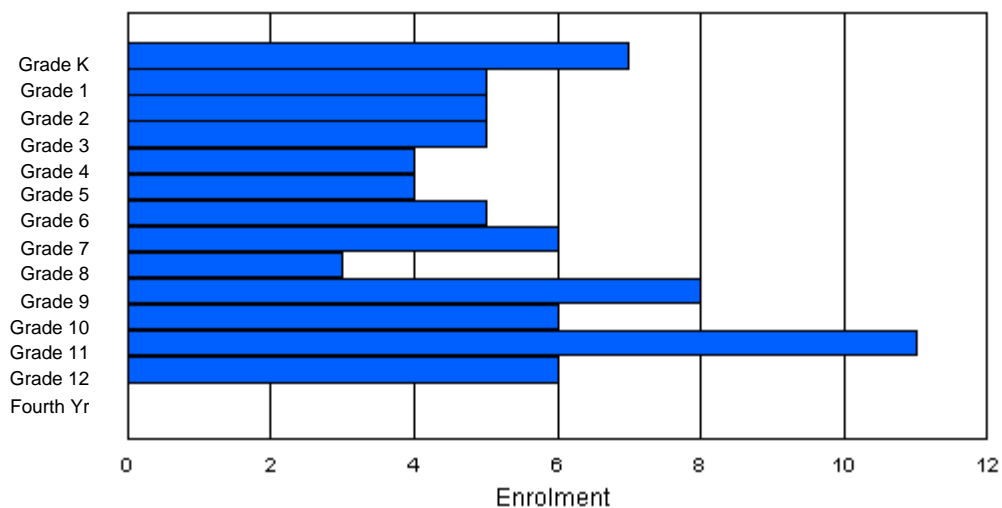
Gender	Age																	Total
	5	6	7	8	9	10	11	12	13	14	15	16	17	18	19	20>		
Male	6	3	2	3	1	1	3	5	3	5	3	3	5	0	0	0	43	
Female	1	2	3	2	3	3	2	1	0	3	1	6	5	0	0	0	32	
Total	7	5	5	5	4	4	5	6	3	8	4	9	10	0	0	0	75	

Enrolment By Grade and Gender

	<u>Grade</u>															
Gender	K	1	2	3	4	5	6	7	8	9	10	11	12	4th	Total	
Male	6	3	2	3	1	1	3	5	3	5	4	5	2	0	43	
Female	1	2	3	2	3	3	2	1	0	3	2	6	4	0	32	
Total	7	5	5	5	4	4	5	6	3	8	6	11	6	0	75	

Enrolment By Grade

For 075



* Data from the 2008-2009 AGR(Enrolment/Age as of the last day in Sept./Dec.)

** Newfoundland Statistics Classification System

*** May include itinerant teachers

District 2 - Western

#079 - St. James All Grade, Lark Harbour

Classification: Rural
Offers Distance Education: Yes

Grades: K-12

Number of Grades: 13

[School FTE PTR : 8.2](#)

[District FTE PTR : 11.2](#)

[Provincial FTE PTR : 12.3](#)

[FTE Teachers](#) *** : 14.8

Enrolment By Age and Gender

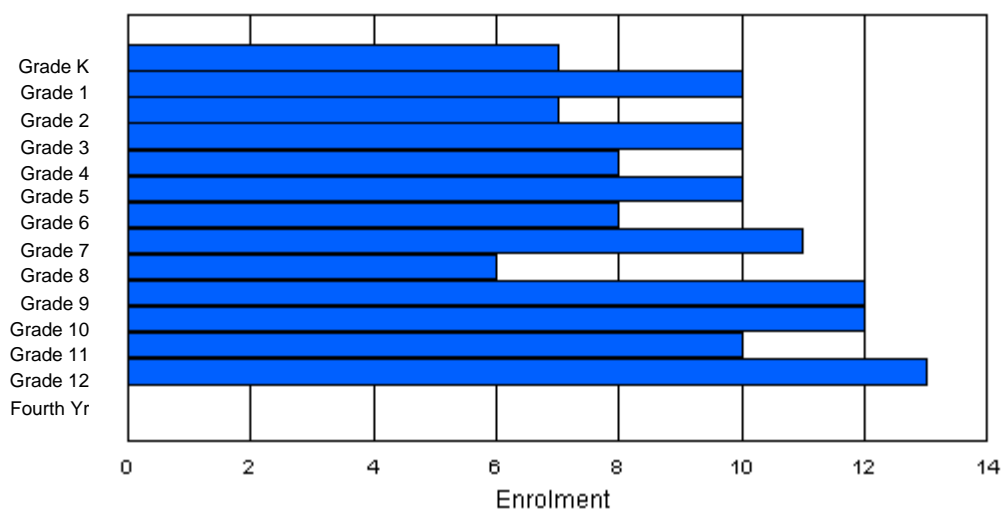
Gender	Age																	Total
	5	6	7	8	9	10	11	12	13	14	15	16	17	18	19	20>		
Male	4	4	3	8	4	4	4	7	3	4	6	3	7	3	0	0	64	
Female	3	6	4	2	4	6	4	3	4	8	6	5	4	0	1	0	60	
Total	7	10	7	10	8	10	8	10	7	12	12	8	11	3	1	0	124	

Enrolment By Grade and Gender

	<u>Grade</u>														
Gender	K	1	2	3	4	5	6	7	8	9	10	11	12	4th	Total
Male	4	4	3	8	3	5	4	8	2	4	6	4	9	0	64
Female	3	6	4	2	5	5	4	3	4	8	6	6	4	0	60
Total	7	10	7	10	8	10	8	11	6	12	12	10	13	0	124

Enrolment By Grade

For 079



* Data from the 2008-2009 AGR(Enrolment/Age as of the last day in Sept./Dec.)

** Newfoundland Statistics Classification System

*** May include itinerant teachers

District 2 - Western

#080 - Templeton Academy, Meadows

Grades: K-12

Number of Grades: 13

[FTE Teachers](#) *** : 38.9

Classification: Urban

Offers Distance Education: Yes

[School FTE PTR : 13.5](#)

[District FTE PTR : 11.2](#)

[Provincial FTE PTR : 12.3](#)

Enrolment By Age and Gender

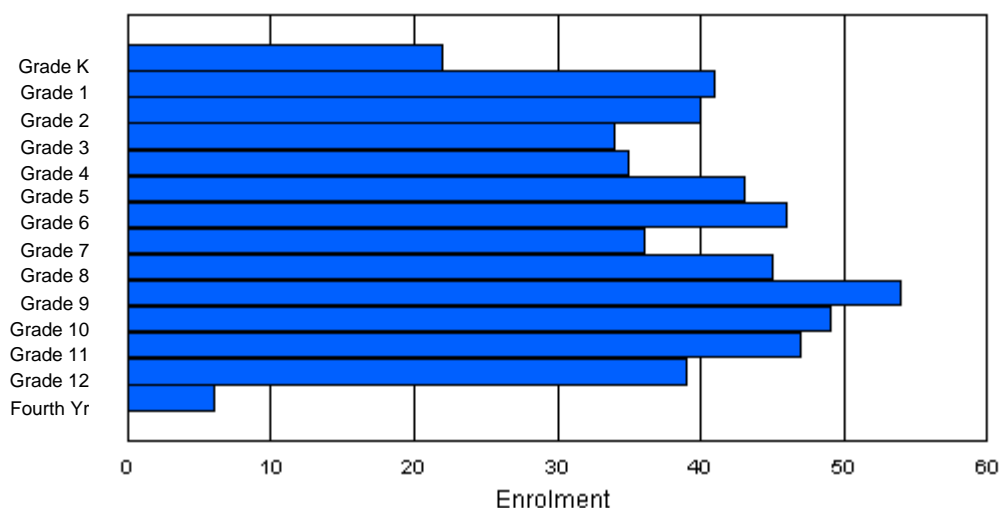
Gender	Age																Total
	5	6	7	8	9	10	11	12	13	14	15	16	17	18	19	20>	
Male	11	18	25	17	17	20	28	19	24	31	20	20	21	8	1	0	280
Female	11	23	15	17	17	22	19	15	23	20	29	19	22	4	1	0	257
Total	22	41	40	34	34	42	47	34	47	51	49	39	43	12	2	0	537

Enrolment By Grade and Gender

Gender	Grade														Total
	K	1	2	3	4	5	6	7	8	9	10	11	12	4th	
Male	11	18	25	17	18	20	27	21	23	32	21	24	19	4	280
Female	11	23	15	17	17	23	19	15	22	22	28	23	20	2	257
Total	22	41	40	34	35	43	46	36	45	54	49	47	39	6	537

Enrolment By Grade

For 080



* Data from the 2008-2009 AGR(Enrolment/Age as of the last day in Sept./Dec.)

** Newfoundland Statistics Classification System

*** May include itinerant teachers

District 2 - Western

#082 - Pasadena Elementary School, Pasadena

Grades: K-6

Number of Grades: 7

[FTE Teachers](#) *** : 17.0

Classification: Rural

Offers Distance Education: No

[School FTE PTR : 12.2](#)

[District FTE PTR : 11.2](#)

[Provincial FTE PTR : 12.3](#)

Enrolment By Age and Gender

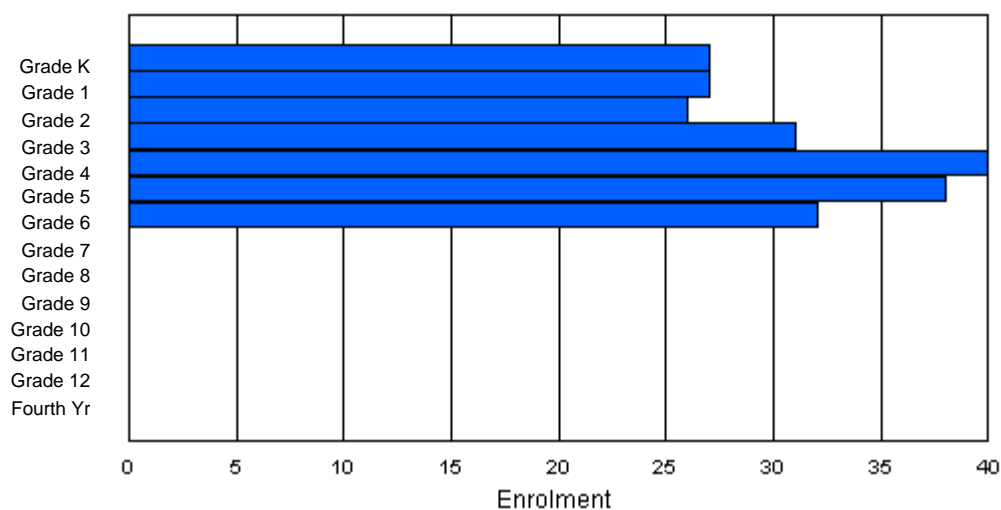
	<u>Age</u>																Total
Gender	5	6	7	8	9	10	11	12	13	14	15	16	17	18	19	20>	
Male	9	16	11	19	23	18	16	0	0	0	0	0	0	0	0	0	112
Female	18	11	14	13	17	19	17	0	0	0	0	0	0	0	0	0	109
Total	27	27	25	32	40	37	33	0	0	0	0	0	0	0	0	0	221

Enrolment By Grade and Gender

	<u>Grade</u>															
Gender	K	1	2	3	4	5	6	7	8	9	10	11	12	4th	Total	
Male	9	16	12	18	23	18	16	0	0	0	0	0	0	0	112	
Female	18	11	14	13	17	20	16	0	0	0	0	0	0	0	109	
Total	27	27	26	31	40	38	32	0	0	0	0	0	0	0	221	

Enrolment By Grade

For 082



* Data from the 2008-2009 AGR(Enrolment/Age as of the last day in Sept./Dec.)

** Newfoundland Statistics Classification System

*** May include itinerant teachers

District 2 - Western

#083 - Pasadena Academy, Pasadena

Grades: 7-12

Number of Grades: 6

[FTE Teachers](#) *** : 18.0

Classification: Rural

Offers Distance Education: Yes

[School FTE PTR : 12.8](#)

[District FTE PTR : 11.2](#)

[Provincial FTE PTR : 12.3](#)

Enrolment By Age and Gender

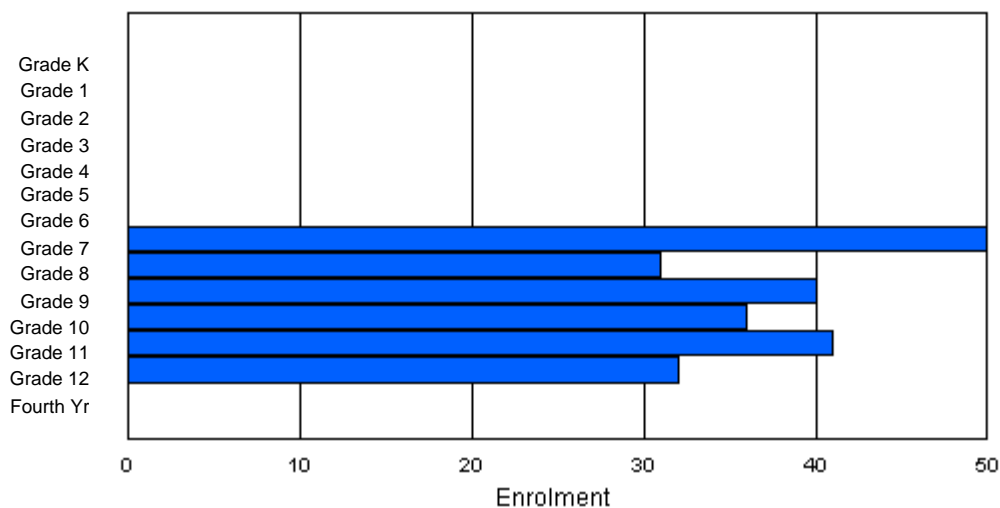
Gender	<u>Age</u>																Total
	5	6	7	8	9	10	11	12	13	14	15	16	17	18	19	20>	
Male	0	0	0	0	0	0	1	28	9	18	26	23	17	2	0	0	124
Female	0	0	0	0	0	0	0	19	24	20	12	13	17	1	0	0	106
Total	0	0	0	0	0	0	1	47	33	38	38	36	34	3	0	0	230

Enrolment By Grade and Gender

Gender	<u>Grade</u>														Total
	K	1	2	3	4	5	6	7	8	9	10	11	12	4th	
Male	0	0	0	0	0	0	0	30	8	20	24	25	17	0	124
Female	0	0	0	0	0	0	0	20	23	20	12	16	15	0	106
Total	0	0	0	0	0	0	0	50	31	40	36	41	32	0	230

Enrolment By Grade

For 083



* Data from the 2008-2009 AGR(Enrolment/Age as of the last day in Sept./Dec.)

** Newfoundland Statistics Classification System

*** May include itinerant teachers

District 2 - Western

#086 - Gros Morne Academy, Rocky Harbour

Grades: K-12

Number of Grades: 13

[FTE Teachers](#) *** : 20.0

Classification: Rural

Offers Distance Education: Yes

[School FTE PTR : 12.0](#)

[District FTE PTR : 11.2](#)

[Provincial FTE PTR : 12.3](#)

Enrolment By Age and Gender

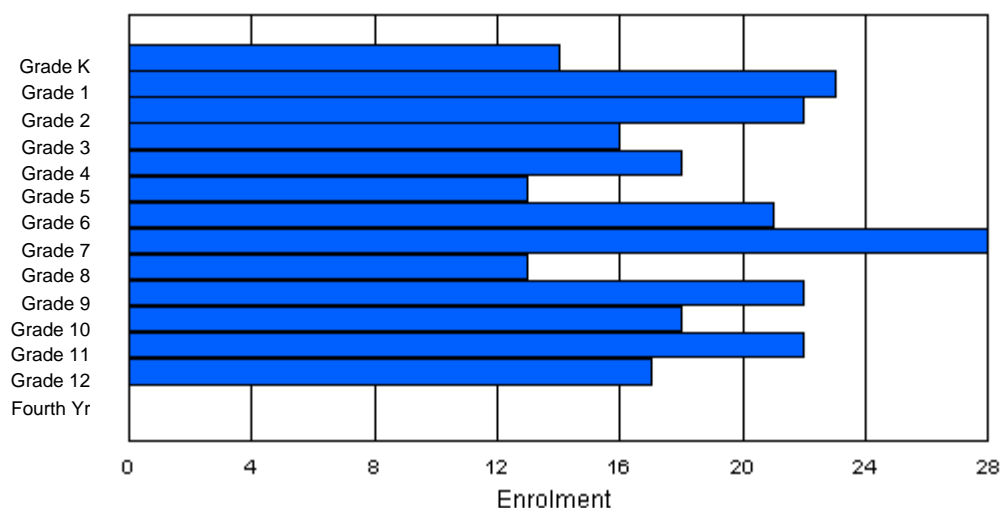
Gender	<u>Age</u>																Total
	5	6	7	8	9	10	11	12	13	14	15	16	17	18	19	20>	
Male	5	11	7	7	7	4	13	16	4	8	9	10	10	1	0	0	112
Female	9	12	13	11	11	8	9	12	8	13	11	10	6	2	0	0	135
Total	14	23	20	18	18	12	22	28	12	21	20	20	16	3	0	0	247

Enrolment By Grade and Gender

Gender	<u>Grade</u>														Total
	K	1	2	3	4	5	6	7	8	9	10	11	12	4th	
Male	5	11	9	5	7	5	12	16	4	10	7	11	10	0	112
Female	9	12	13	11	11	8	9	12	9	12	11	11	7	0	135
Total	14	23	22	16	18	13	21	28	13	22	18	22	17	0	247

Enrolment By Grade

For 086



* Data from the 2008-2009 AGR(Enrolment/Age as of the last day in Sept./Dec.)

** Newfoundland Statistics Classification System

*** May include itinerant teachers

District 2 - Western

#088 - Main River Academy, Pollard's Point

Grades: K-12

Number of Grades: 13

[FTE Teachers](#) *** : 13.0

Classification: Rural

Offers Distance Education: Yes

[School FTE PTR : 8.7](#)

[District FTE PTR : 11.2](#)

[Provincial FTE PTR : 12.3](#)

Enrolment By Age and Gender

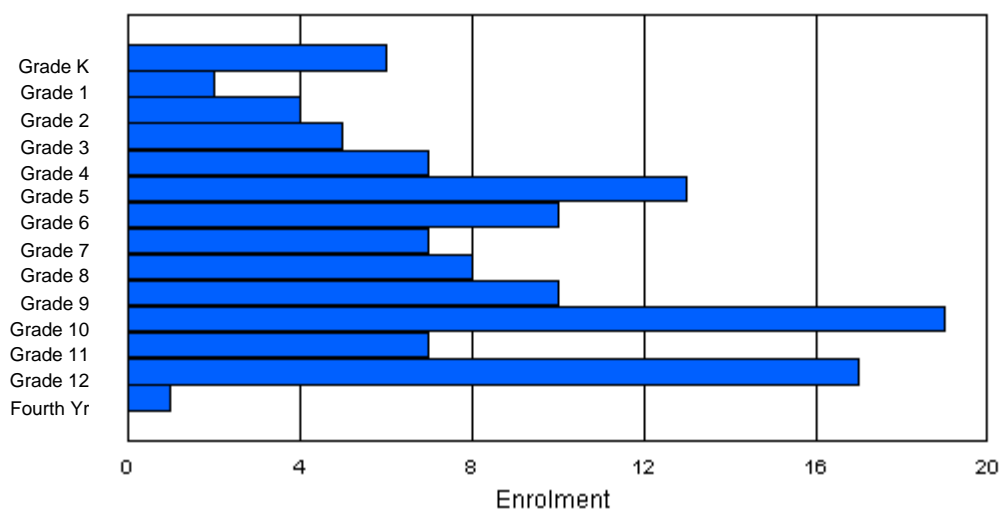
Gender	Age																	Total
	5	6	7	8	9	10	11	12	13	14	15	16	17	18	19	20>		
Male	2	0	1	3	6	2	5	2	1	4	7	4	10	2	0	0	49	
Female	3	3	3	2	1	10	6	5	7	6	10	3	7	1	0	0	67	
Total	5	3	4	5	7	12	11	7	8	10	17	7	17	3	0	0	116	

Enrolment By Grade and Gender

	<u>Grade</u>														
Gender	K	1	2	3	4	5	6	7	8	9	10	11	12	4th	Total
Male	2	0	1	3	6	3	4	2	1	4	9	4	9	1	49
Female	4	2	3	2	1	10	6	5	7	6	10	3	8	0	67
Total	6	2	4	5	7	13	10	7	8	10	19	7	17	1	116

Enrolment By Grade

For 088



* Data from the 2008-2009 AGR(Enrolment/Age as of the last day in Sept./Dec.)

** Newfoundland Statistics Classification System

*** May include itinerant teachers

District 2 - Western

#089 - Jakeman All Grade, Trout River

Classification: Rural
Offers Distance Education: Yes

Grades: K-12

Number of Grades: 13

[School FTE PTR : 8.2](#)

[District FTE PTR : 11.2](#)

[Provincial FTE PTR : 12.3](#)

[FTE Teachers](#) *** : 11.0

Enrolment By Age and Gender

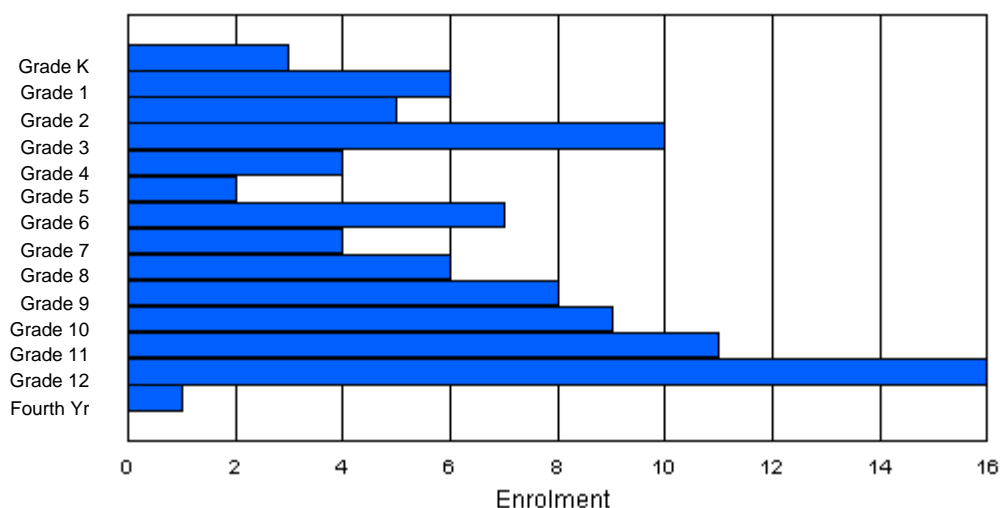
Gender	Age																	Total
	5	6	7	8	9	10	11	12	13	14	15	16	17	18	19	20>		
Male	1	4	1	5	2	0	3	2	3	2	3	5	8	6	0	0	45	
Female	2	2	4	5	2	2	4	2	3	4	5	4	4	4	0	0	47	
Total	3	6	5	10	4	2	7	4	6	6	8	9	12	10	0	0	92	

Enrolment By Grade and Gender

	<u>Grade</u>															
Gender	K	1	2	3	4	5	6	7	8	9	10	11	12	4th	Total	
Male	1	4	1	5	2	0	3	2	3	3	5	7	9	0	45	
Female	2	2	4	5	2	2	4	2	3	5	4	4	7	1	47	
Total	3	6	5	10	4	2	7	4	6	8	9	11	16	1	92	

Enrolment By Grade

For 089



* Data from the 2008-2009 AGR(Enrolment/Age as of the last day in Sept./Dec.)

** Newfoundland Statistics Classification System

*** May include itinerant teachers

District 2 - Western

#091 - Burgeo Academy, Burgeo

Grades: K-12

Number of Grades: 13

[FTE Teachers](#) *** : 15.0

Classification: Rural

Offers Distance Education: Yes

[School FTE PTR : 9.8](#)

[District FTE PTR : 11.2](#)

[Provincial FTE PTR : 12.3](#)

Enrolment By Age and Gender

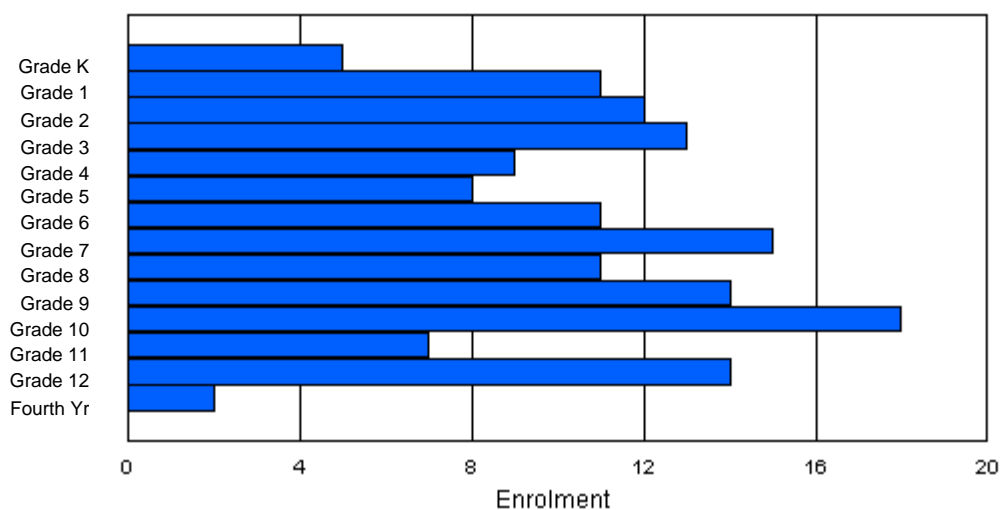
Gender	Age																	Total
	5	6	7	8	9	10	11	12	13	14	15	16	17	18	19	20>		
Male	2	4	6	3	4	7	5	8	9	8	10	4	4	1	0	0	75	
Female	3	7	7	9	4	2	6	7	1	7	8	2	11	1	0	0	75	
Total	5	11	13	12	8	9	11	15	10	15	18	6	15	2	0	0	150	

Enrolment By Grade and Gender

	<u>Grade</u>														
Gender	K	1	2	3	4	5	6	7	8	9	10	11	12	4th	Total
Male	2	4	5	4	5	6	5	8	10	7	10	4	4	1	75
Female	3	7	7	9	4	2	6	7	1	7	8	3	10	1	75
Total	5	11	12	13	9	8	11	15	11	14	18	7	14	2	150

Enrolment By Grade

For 091



* Data from the 2008-2009 AGR(Enrolment/Age as of the last day in Sept./Dec.)

** Newfoundland Statistics Classification System

*** May include itinerant teachers

District 2 - Western

#092 - Grandy's River Collegiate, Burnt Islands

Grades: K-12

Number of Grades: 13

[FTE Teachers](#) *** : 16.0

Classification: Rural

Offers Distance Education: Yes

[School FTE PTR : 8.8](#)

[District FTE PTR : 11.2](#)

[Provincial FTE PTR : 12.3](#)

Enrolment By Age and Gender

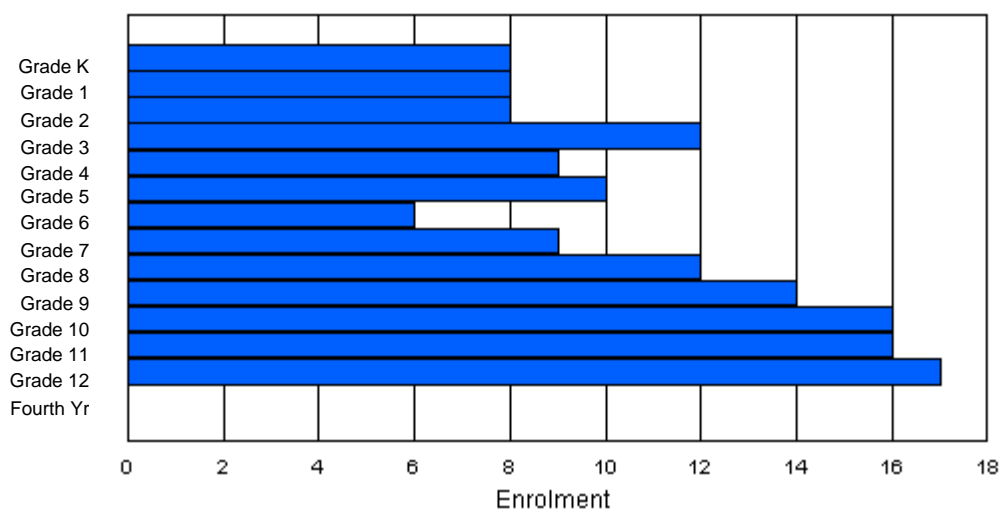
Gender	Age																	Total
	5	6	7	8	9	10	11	12	13	14	15	16	17	18	19	20>		
Male	3	5	6	6	4	3	4	7	7	7	10	8	14	3	0	0	87	
Female	5	3	2	6	5	7	1	3	4	8	4	9	1	0	0	0	58	
Total	8	8	8	12	9	10	5	10	11	15	14	17	15	3	0	0	145	

Enrolment By Grade and Gender

	<u>Grade</u>														
Gender	K	1	2	3	4	5	6	7	8	9	10	11	12	4th	Total
Male	3	5	6	6	4	3	5	6	7	7	12	7	16	0	87
Female	5	3	2	6	5	7	1	3	5	7	4	9	1	0	58
Total	8	8	8	12	9	10	6	9	12	14	16	16	17	0	145

Enrolment By Grade

For 092



* Data from the 2008-2009 AGR(Enrolment/Age as of the last day in Sept./Dec.)

** Newfoundland Statistics Classification System

*** May include itinerant teachers

District 2 - Western

#096 - Our Lady of the Cape School, Cape St. George

Grades: K-8

Number of Grades: 9

[FTE Teachers](#) *** : 8.0

Classification: Rural

Offers Distance Education: No

[School FTE PTR : 8.0](#)

[District FTE PTR : 11.2](#)

[Provincial FTE PTR : 12.3](#)

Enrolment By Age and Gender

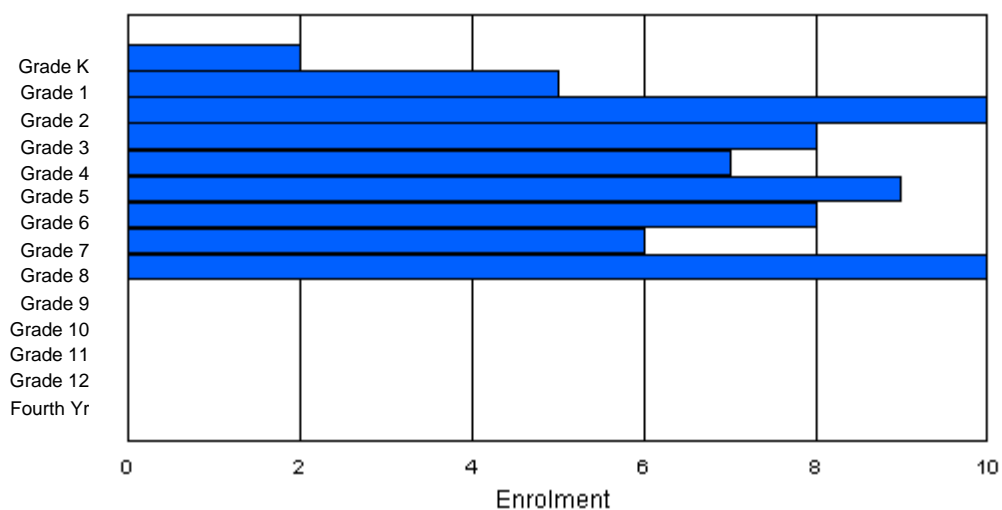
Gender	Age																	Total
	5	6	7	8	9	10	11	12	13	14	15	16	17	18	19	20>		
Male	1	2	3	3	2	3	5	3	4	2	0	0	0	0	0	0	28	
Female	1	2	8	5	5	5	3	3	3	2	0	0	0	0	0	0	37	
Total	2	4	11	8	7	8	8	6	7	4	0	0	0	0	0	0	65	

Enrolment By Grade and Gender

	<u>Grade</u>														
Gender	K	1	2	3	4	5	6	7	8	9	10	11	12	4th	Total
Male	1	2	3	3	2	4	5	3	5	0	0	0	0	0	28
Female	1	3	7	5	5	5	3	3	5	0	0	0	0	0	37
Total	2	5	10	8	7	9	8	6	10	0	0	0	0	0	65

Enrolment By Grade

For 096



* Data from the 2008-2009 AGR(Enrolment/Age as of the last day in Sept./Dec.)

** Newfoundland Statistics Classification System

*** May include itinerant teachers

District 2 - Western

#097 - St. James' Elementary, Channel-Port Aux Basques

Grades: K-6

Number of Grades: 7

[FTE Teachers](#) *** : 25.0

Classification: Rural

Offers Distance Education: No

[School FTE PTR : 12.8](#)

[District FTE PTR : 11.2](#)

[Provincial FTE PTR : 12.3](#)

Enrolment By Age and Gender

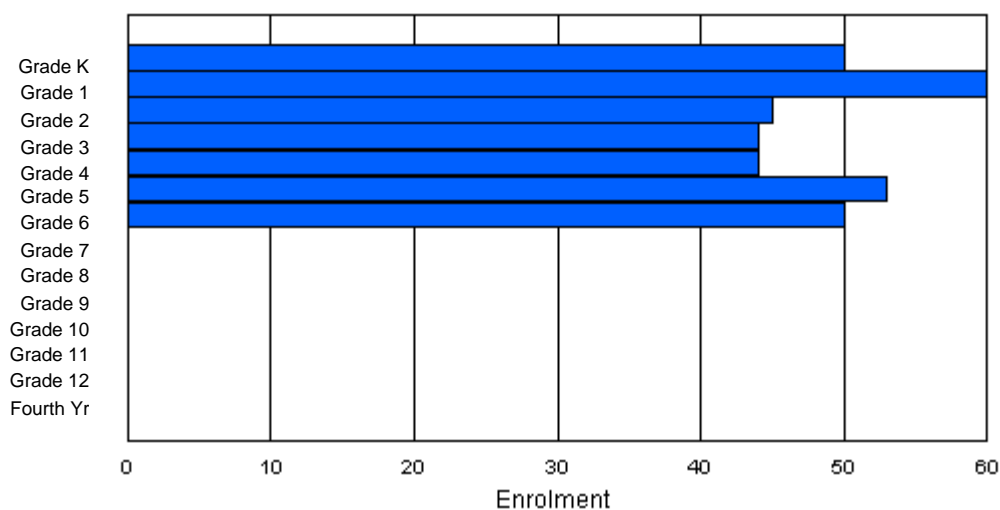
Gender	Age																Total
	5	6	7	8	9	10	11	12	13	14	15	16	17	18	19	20>	
Male	27	31	25	19	21	33	24	4	0	0	0	0	0	0	0	0	184
Female	23	29	20	25	23	20	22	0	0	0	0	0	0	0	0	0	162
Total	50	60	45	44	44	53	46	4	0	0	0	0	0	0	0	0	346

Enrolment By Grade and Gender

Gender	Grade														Total
	K	1	2	3	4	5	6	7	8	9	10	11	12	4th	
Male	27	31	25	19	21	33	28	0	0	0	0	0	0	0	184
Female	23	29	20	25	23	20	22	0	0	0	0	0	0	0	162
Total	50	60	45	44	44	53	50	0	0	0	0	0	0	0	346

Enrolment By Grade

For 097



* Data from the 2008-2009 AGR(Enrolment/Age as of the last day in Sept./Dec.)

** Newfoundland Statistics Classification System

*** May include itinerant teachers

District 2 - Western

#099 - St. James' Regional High School, Channel-Port Aux Basques

Classification: Rural

Offers Distance Education: No

Grades: 7-12

Number of Grades: 6

[School FTE PTR : 13.7](#)

[District FTE PTR : 11.2](#)

[Provincial FTE PTR : 12.3](#)

[FTE Teachers](#) *** : 26.0

Enrolment By Age and Gender

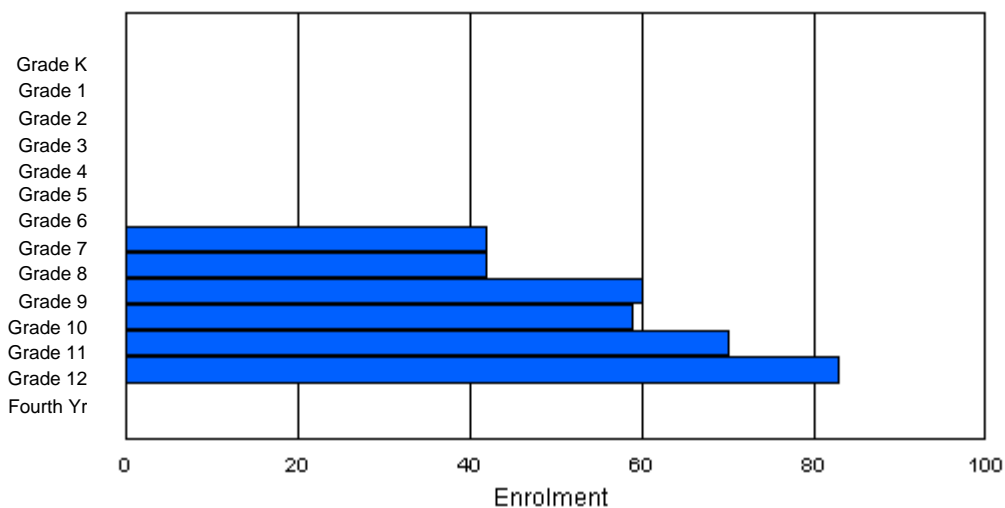
Gender	Age																	Total
	5	6	7	8	9	10	11	12	13	14	15	16	17	18	19	20>		
Male	0	0	0	0	0	0	0	23	19	32	30	27	43	10	2	0	186	
Female	0	0	0	0	0	0	0	16	22	29	25	34	38	4	2	0	170	
Total	0	0	0	0	0	0	0	39	41	61	55	61	81	14	4	0	356	

Enrolment By Grade and Gender

	<u>Grade</u>														
Gender	K	1	2	3	4	5	6	7	8	9	10	11	12	4th	Total
Male	0	0	0	0	0	0	0	26	20	29	32	35	44	0	186
Female	0	0	0	0	0	0	0	16	22	31	27	35	39	0	170
Total	0	0	0	0	0	0	0	42	42	60	59	70	83	0	356

Enrolment By Grade

For 099



* Data from the 2008-2009 AGR(Enrolment/Age as of the last day in Sept./Dec.)

** Newfoundland Statistics Classification System

*** May include itinerant teachers

District 2 - Western

#102 - All Saints All-Grade, Grey River

Classification: Rural
Offers Distance Education: Yes

Grades: 4-6,9-12

Number of Grades: 7

[School FTE PTR : 6.0](#)

[District FTE PTR : 11.2](#)

[Provincial FTE PTR : 12.3](#)

[FTE Teachers](#) *** : 2.0

Enrolment By Age and Gender

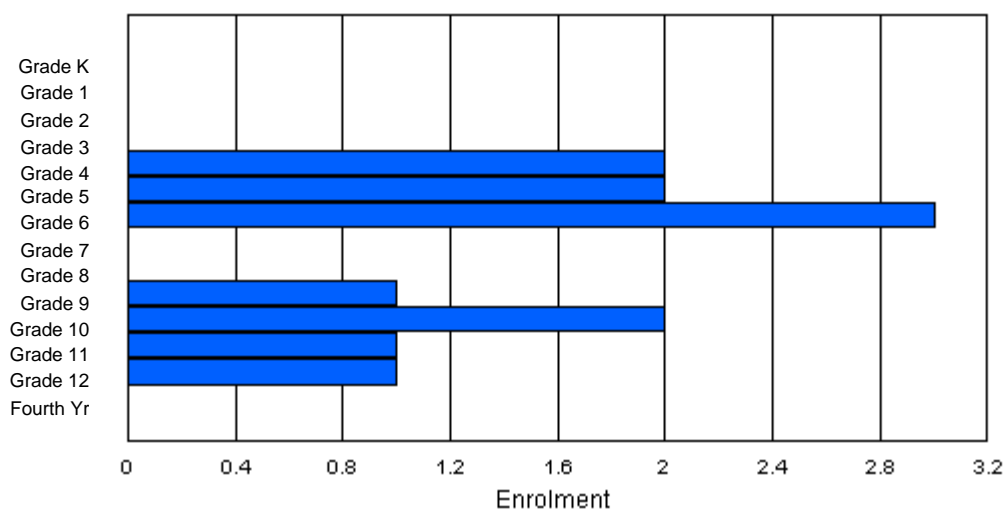
Gender	Age																	Total
	5	6	7	8	9	10	11	12	13	14	15	16	17	18	19	20>		
Male	0	0	0	0	2	1	1	0	0	1	1	0	0	0	0	0	6	
Female	0	0	0	0	0	1	2	0	0	0	1	1	1	0	0	0	6	
Total	0	0	0	0	2	2	3	0	0	1	2	1	1	0	0	0	12	

Enrolment By Grade and Gender

	Grade														
Gender	K	1	2	3	4	5	6	7	8	9	10	11	12	4th	Total
Male	0	0	0	0	2	1	1	0	0	1	1	0	0	0	6
Female	0	0	0	0	0	1	2	0	0	0	1	1	1	0	6
Total	0	0	0	0	2	2	3	0	0	1	2	1	1	0	12

Enrolment By Grade

For 102



* Data from the 2008-2009 AGR(Enrolment/Age as of the last day in Sept./Dec.)

** Newfoundland Statistics Classification System

*** May include itinerant teachers

District 2 - Western

#103 - LeGallais Memorial, Isle aux Morts

Grades: K-9

Number of Grades: 10

Classification: Rural

Offers Distance Education: No

[School FTE PTR : 9.2](#)

[District FTE PTR : 11.2](#)

[Provincial FTE PTR : 12.3](#)

[FTE Teachers](#) *** : 8.0

Enrolment By Age and Gender

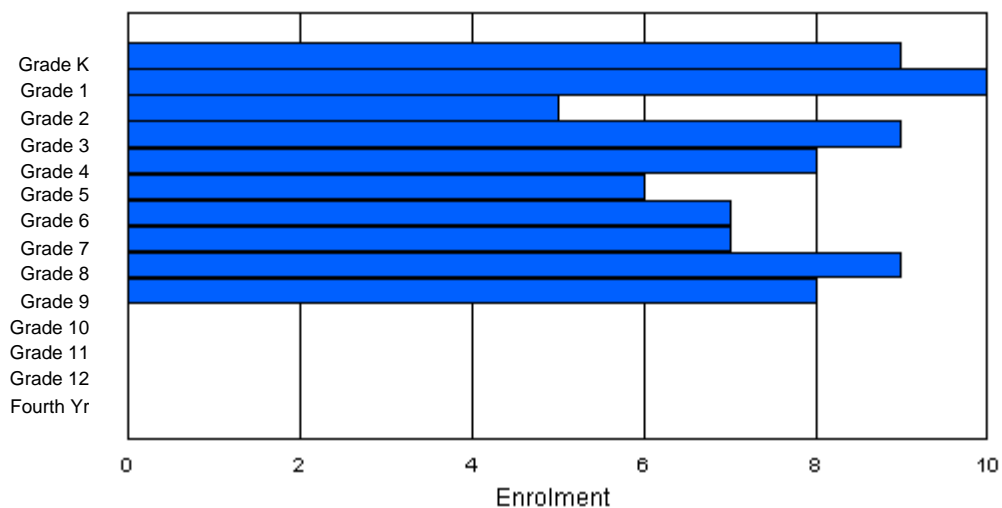
Gender	Age																	Total
	5	6	7	8	9	10	11	12	13	14	15	16	17	18	19	20>		
Male	6	3	5	4	3	2	5	3	8	6	0	0	0	0	0	0	45	
Female	3	6	1	5	5	3	2	5	1	2	0	0	0	0	0	0	33	
Total	9	9	6	9	8	5	7	8	9	8	0	0	0	0	0	0	78	

Enrolment By Grade and Gender

	<u>Grade</u>														
Gender	K	1	2	3	4	5	6	7	8	9	10	11	12	4th	Total
Male	6	4	4	4	3	2	5	3	8	6	0	0	0	0	45
Female	3	6	1	5	5	4	2	4	1	2	0	0	0	0	33
Total	9	10	5	9	8	6	7	7	9	8	0	0	0	0	78

Enrolment By Grade

For 103



* Data from the 2008-2009 AGR(Enrolment/Age as of the last day in Sept./Dec.)

** Newfoundland Statistics Classification System

*** May include itinerant teachers

District 2 - Western

#104 - Douglas Academy, La Poile

Classification: Rural
Offers Distance Education: No

Grades: 4,6,9

Number of Grades: 3

[School FTE PTR : 8.0](#)

[District FTE PTR : 11.2](#)

[Provincial FTE PTR : 12.3](#)

[FTE Teachers](#) *** : 1.0

Enrolment By Age and Gender

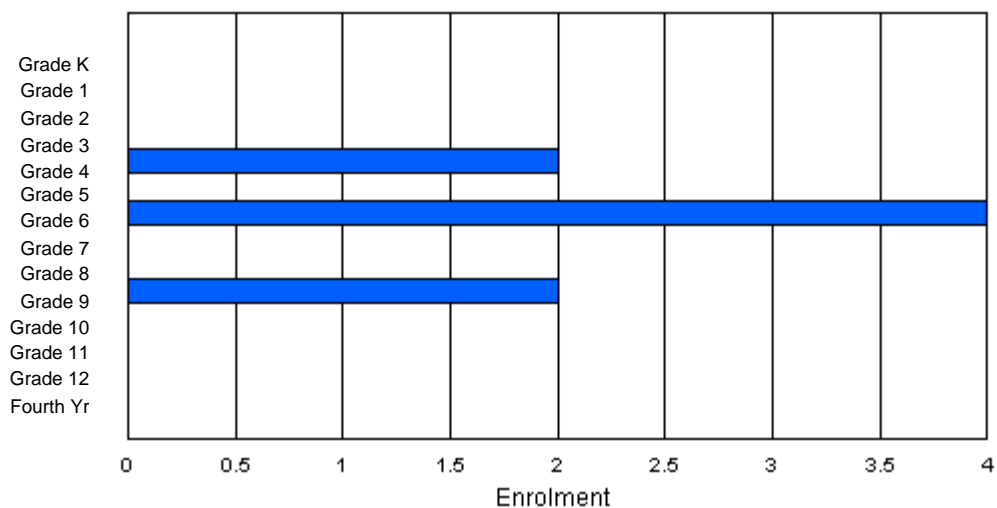
Gender	Age																	Total
	5	6	7	8	9	10	11	12	13	14	15	16	17	18	19	20>		
Male	0	0	0	0	2	0	1	0	0	1	0	0	0	0	0	0	4	
Female	0	0	0	0	0	0	3	0	0	1	0	0	0	0	0	0	4	
Total	0	0	0	0	2	0	4	0	0	2	0	0	0	0	0	0	8	

Enrolment By Grade and Gender

	<u>Grade</u>														
Gender	K	1	2	3	4	5	6	7	8	9	10	11	12	4th	Total
Male	0	0	0	0	2	0	1	0	0	1	0	0	0	0	4
Female	0	0	0	0	0	0	3	0	0	1	0	0	0	0	4
Total	0	0	0	0	2	0	4	0	0	2	0	0	0	0	8

Enrolment By Grade

For 104



* Data from the 2008-2009 AGR(Enrolment/Age as of the last day in Sept./Dec.)

** Newfoundland Statistics Classification System

*** May include itinerant teachers

District 2 - Western

#106 - Lourdes Elementary, Lourdes

Grades: K-8

Number of Grades: 9

[FTE Teachers](#) *** : 18.0

Classification: Rural

Offers Distance Education: No

[School FTE PTR : 11.3](#)

[District FTE PTR : 11.2](#)

[Provincial FTE PTR : 12.3](#)

Enrolment By Age and Gender

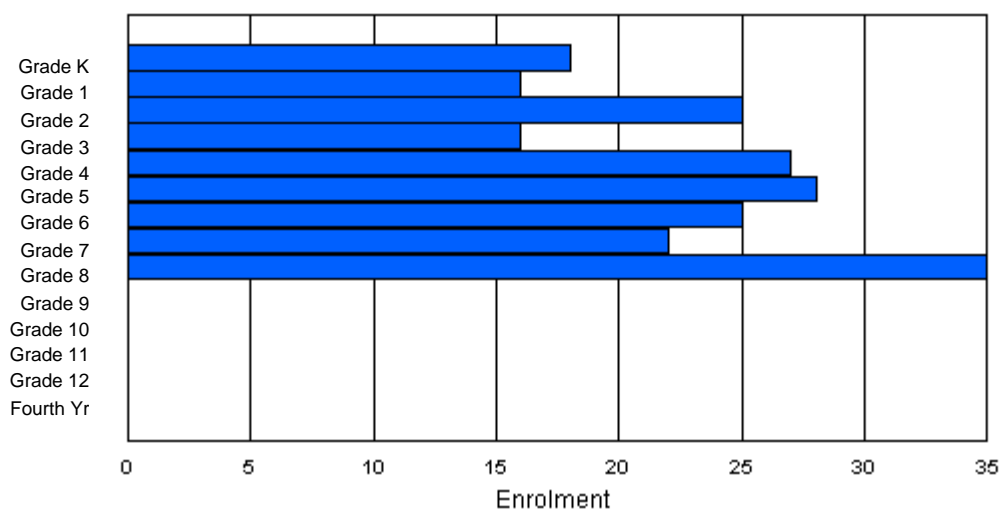
Gender	Age																Total
	5	6	7	8	9	10	11	12	13	14	15	16	17	18	19	20>	
Male	4	8	17	9	13	17	14	11	15	0	0	0	0	0	0	0	108
Female	14	8	8	7	14	11	11	11	20	0	0	0	0	0	0	0	104
Total	18	16	25	16	27	28	25	22	35	0	0	0	0	0	0	0	212

Enrolment By Grade and Gender

Gender	Grade														Total
	K	1	2	3	4	5	6	7	8	9	10	11	12	4th	
Male	4	8	17	9	13	17	14	11	15	0	0	0	0	0	108
Female	14	8	8	7	14	11	11	11	20	0	0	0	0	0	104
Total	18	16	25	16	27	28	25	22	35	0	0	0	0	0	212

Enrolment By Grade

For 106



* Data from the 2008-2009 AGR(Enrolment/Age as of the last day in Sept./Dec.)

** Newfoundland Statistics Classification System

*** May include itinerant teachers

District 2 - Western

#110 - Piccadilly Central High, Piccadilly

Grades: 9-12

Number of Grades: 4

[FTE Teachers](#) *** : 17.0

Classification: Rural

Offers Distance Education: No

[School FTE PTR : 12.3](#)

[District FTE PTR : 11.2](#)

[Provincial FTE PTR : 12.3](#)

Enrolment By Age and Gender

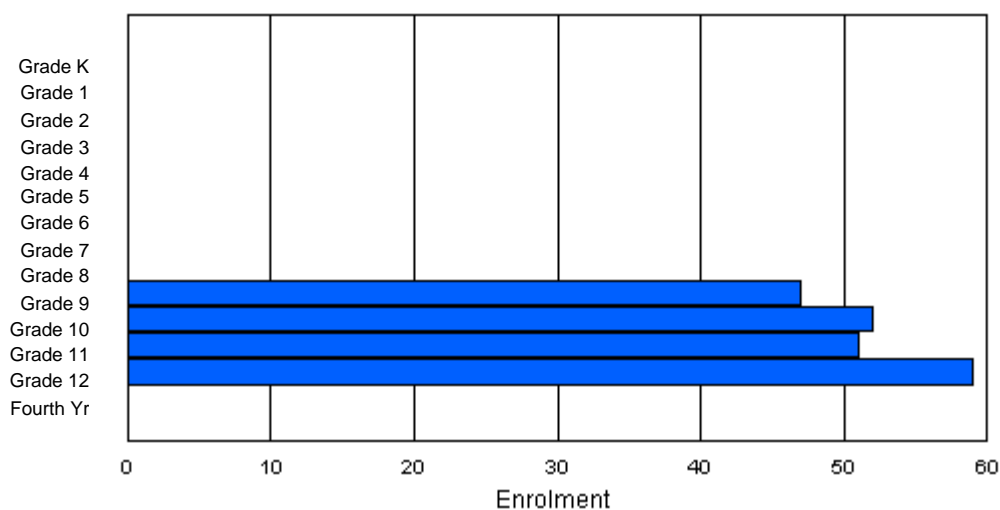
Gender	Age																	Total
	5	6	7	8	9	10	11	12	13	14	15	16	17	18	19	20>		
Male	0	0	0	0	0	0	0	0	0	22	24	28	28	4	0	0	106	
Female	0	0	0	0	0	0	0	0	0	25	22	22	27	7	0	0	103	
Total	0	0	0	0	0	0	0	0	0	47	46	50	55	11	0	0	209	

Enrolment By Grade and Gender

	<u>Grade</u>														
Gender	K	1	2	3	4	5	6	7	8	9	10	11	12	4th	Total
Male	0	0	0	0	0	0	0	0	0	22	29	28	27	0	106
Female	0	0	0	0	0	0	0	0	0	25	23	23	32	0	103
Total	0	0	0	0	0	0	0	0	0	47	52	51	59	0	209

Enrolment By Grade

For 110



* Data from the 2008-2009 AGR(Enrolment/Age as of the last day in Sept./Dec.)

** Newfoundland Statistics Classification System

*** May include itinerant teachers

District 2 - Western

#111 - St. Thomas Aquinas, Port au Port East

Classification: Rural
Offers Distance Education: No

Grades: K-8

Number of Grades: 9

[School FTE PTR : 8.9](#)

[District FTE PTR : 11.2](#)

[Provincial FTE PTR : 12.3](#)

[FTE Teachers](#) *** : 12.8

Enrolment By Age and Gender

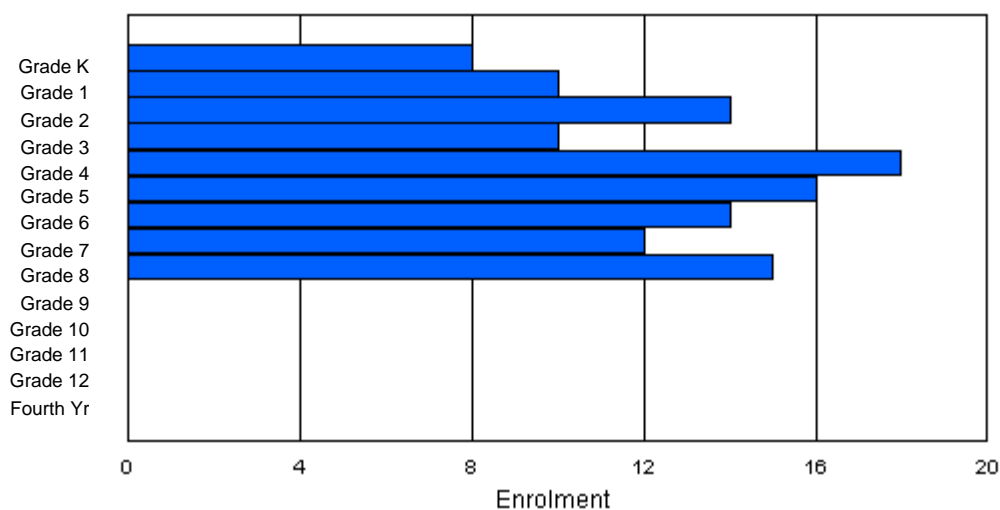
Gender	Age																	Total
	5	6	7	8	9	10	11	12	13	14	15	16	17	18	19	20>		
Male	5	3	6	7	6	4	9	9	8	0	0	0	0	0	0	0	57	
Female	3	7	8	3	12	10	6	4	7	0	0	0	0	0	0	0	60	
Total	8	10	14	10	18	14	15	13	15	0	0	0	0	0	0	0	117	

Enrolment By Grade and Gender

	Grade														
Gender	K	1	2	3	4	5	6	7	8	9	10	11	12	4th	Total
Male	5	3	6	7	6	6	8	8	8	0	0	0	0	0	57
Female	3	7	8	3	12	10	6	4	7	0	0	0	0	0	60
Total	8	10	14	10	18	16	14	12	15	0	0	0	0	0	117

Enrolment By Grade

For 111



* Data from the 2008-2009 AGR(Enrolment/Age as of the last day in Sept./Dec.)

** Newfoundland Statistics Classification System

*** May include itinerant teachers

District 2 - Western

#113 - St. Boniface All Grade, Ramea

Classification: Rural
Offers Distance Education: Yes

Grades: K-9,11-12

Number of Grades: 12

[School FTE PTR : 7.8](#)

[District FTE PTR : 11.2](#)

[Provincial FTE PTR : 12.3](#)

[FTE Teachers](#) *** : 9.0

Enrolment By Age and Gender

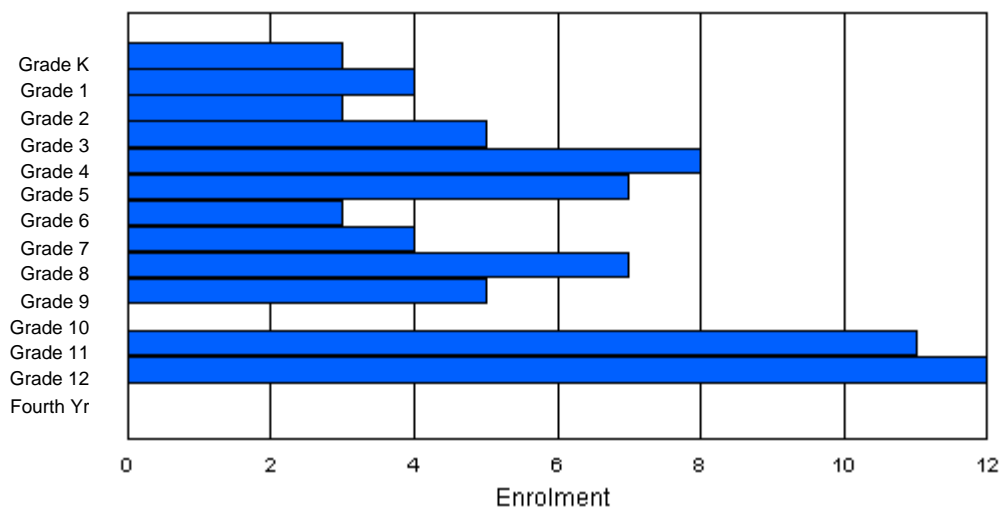
Gender	Age																	Total
	5	6	7	8	9	10	11	12	13	14	15	16	17	18	19	20>		
Male	0	2	1	2	2	3	2	2	1	2	0	5	5	0	0	0	27	
Female	3	2	2	3	6	4	1	2	6	3	0	6	7	0	0	0	45	
Total	3	4	3	5	8	7	3	4	7	5	0	11	12	0	0	0	72	

Enrolment By Grade and Gender

	<u>Grade</u>														
Gender	K	1	2	3	4	5	6	7	8	9	10	11	12	4th	Total
Male	0	2	1	2	2	3	2	2	1	2	0	5	5	0	27
Female	3	2	2	3	6	4	1	2	6	3	0	6	7	0	45
Total	3	4	3	5	8	7	3	4	7	5	0	11	12	0	72

Enrolment By Grade

For 113



* Data from the 2008-2009 AGR(Enrolment/Age as of the last day in Sept./Dec.)

** Newfoundland Statistics Classification System

*** May include itinerant teachers

District 2 - Western

#115 - Our Lady of Mercy Elementary, St. George's

Grades: K-8

Number of Grades: 9

[FTE Teachers](#) *** : 14.0

Classification: Rural

Offers Distance Education: No

[School FTE PTR : 9.9](#)

[District FTE PTR : 11.2](#)

[Provincial FTE PTR : 12.3](#)

Enrolment By Age and Gender

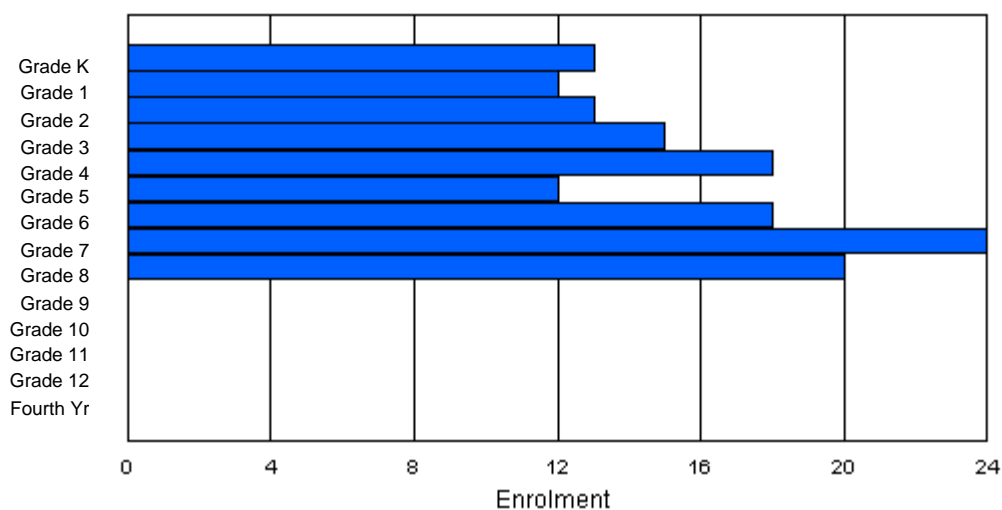
Gender	<u>Age</u>																Total
	5	6	7	8	9	10	11	12	13	14	15	16	17	18	19	20>	
Male	5	4	8	9	8	7	11	11	12	1	0	0	0	0	0	0	76
Female	8	8	5	6	10	5	7	12	8	0	0	0	0	0	0	0	69
Total	13	12	13	15	18	12	18	23	20	1	0	0	0	0	0	0	145

Enrolment By Grade and Gender

Gender	<u>Grade</u>														Total
	K	1	2	3	4	5	6	7	8	9	10	11	12	4th	
Male	5	4	8	9	8	7	11	12	12	0	0	0	0	0	76
Female	8	8	5	6	10	5	7	12	8	0	0	0	0	0	69
Total	13	12	13	15	18	12	18	24	20	0	0	0	0	0	145

Enrolment By Grade

For 115



* Data from the 2008-2009 AGR(Enrolment/Age as of the last day in Sept./Dec.)

** Newfoundland Statistics Classification System

*** May include itinerant teachers

District 2 - Western

#116 - Appalachia High School, St. George's

Grades: 9-12

Number of Grades: 4

[FTE Teachers](#) *** : 17.0

Classification: Rural

Offers Distance Education: No

[School FTE PTR : 13.8](#)

[District FTE PTR : 11.2](#)

[Provincial FTE PTR : 12.3](#)

Enrolment By Age and Gender

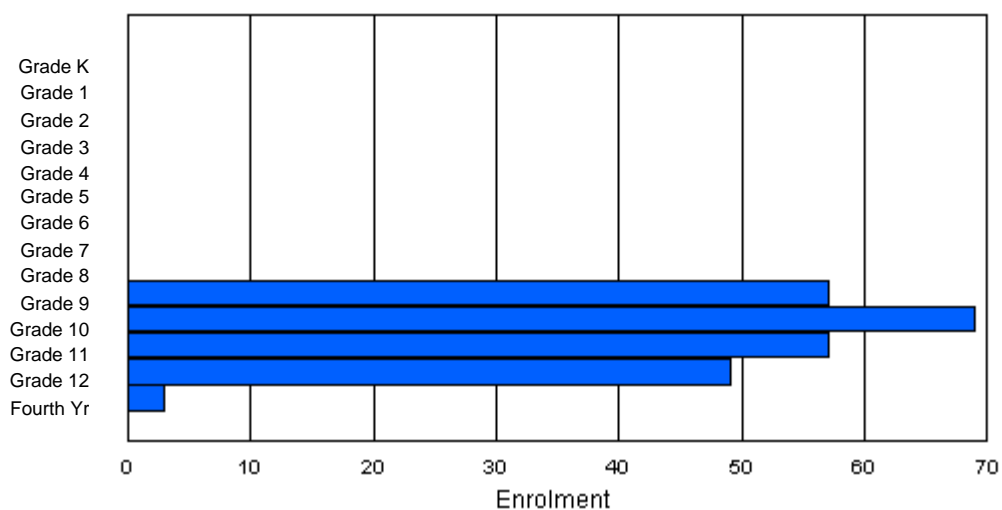
Gender	Age																	Total
	5	6	7	8	9	10	11	12	13	14	15	16	17	18	19	20>		
Male	0	0	0	0	0	0	0	0	0	32	34	28	32	6	3	0	135	
Female	0	0	0	0	0	0	0	0	0	18	29	28	21	4	0	0	100	
Total	0	0	0	0	0	0	0	0	0	50	63	56	53	10	3	0	235	

Enrolment By Grade and Gender

	<u>Grade</u>														
Gender	K	1	2	3	4	5	6	7	8	9	10	11	12	4th	Total
Male	0	0	0	0	0	0	0	0	0	35	38	32	29	1	135
Female	0	0	0	0	0	0	0	0	0	22	31	25	20	2	100
Total	0	0	0	0	0	0	0	0	0	57	69	57	49	3	235

Enrolment By Grade

For 116



* Data from the 2008-2009 AGR(Enrolment/Age as of the last day in Sept./Dec.)

** Newfoundland Statistics Classification System

*** May include itinerant teachers

District 2 - Western

#118 - Stephenville Elementary, Stephenville

Classification: Urban
Offers Distance Education: No

Grades: 4-5

Number of Grades: 2

[School FTE PTR : 12.9](#)

[District FTE PTR : 11.2](#)

[Provincial FTE PTR : 12.3](#)

[FTE Teachers](#) *** : 14.8

Enrolment By Age and Gender

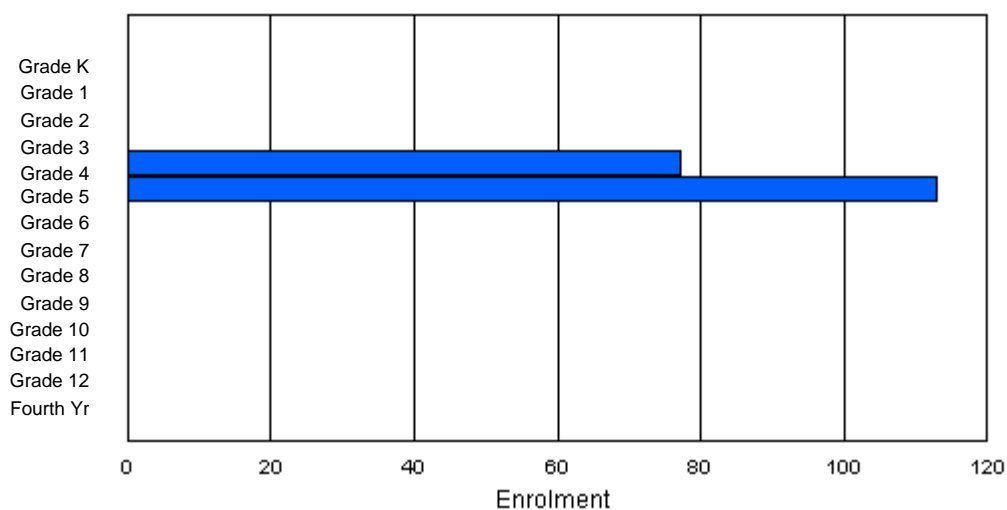
Gender	Age																	Total
	5	6	7	8	9	10	11	12	13	14	15	16	17	18	19	20>		
Male	0	0	0	0	37	61	4	0	0	0	0	0	0	0	0	0	102	
Female	0	0	0	0	32	53	3	0	0	0	0	0	0	0	0	0	88	
Total	0	0	0	0	69	114	7	0	0	0	0	0	0	0	0	0	190	

Enrolment By Grade and Gender

	Grade														
Gender	K	1	2	3	4	5	6	7	8	9	10	11	12	4th	Total
Male	0	0	0	0	43	59	0	0	0	0	0	0	0	0	102
Female	0	0	0	0	34	54	0	0	0	0	0	0	0	0	88
Total	0	0	0	0	77	113	0	0	0	0	0	0	0	0	190

Enrolment By Grade

For 118



* Data from the 2008-2009 AGR(Enrolment/Age as of the last day in Sept./Dec.)

** Newfoundland Statistics Classification System

*** May include itinerant teachers

District 2 - Western

#119 - Stephenville High, Stephenville

Classification: Urban
Offers Distance Education: No

Grades: 9-12

Number of Grades: 4

[School FTE PTR : 16.2](#)

[District FTE PTR : 11.2](#)

[Provincial FTE PTR : 12.3](#)

[FTE Teachers](#) *** : 35.8

Enrolment By Age and Gender

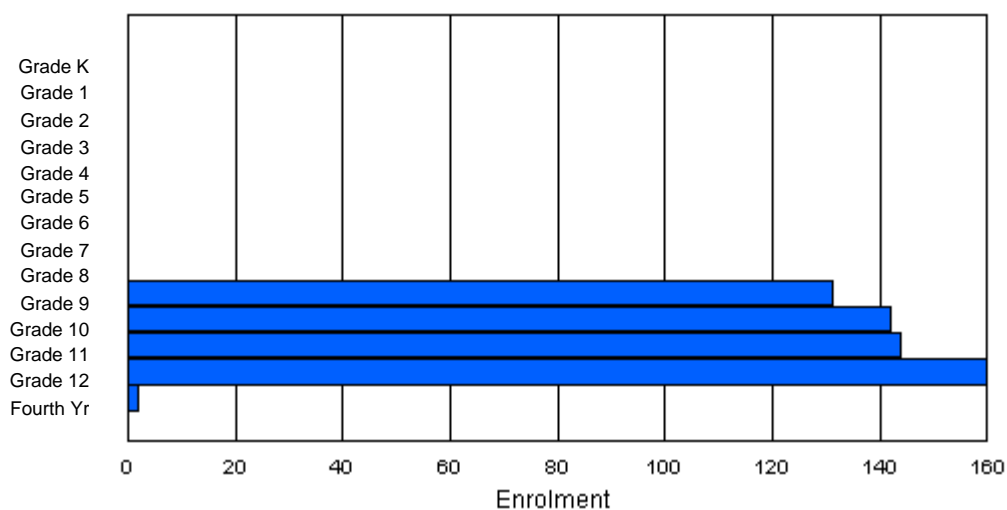
Gender	Age																	Total
	5	6	7	8	9	10	11	12	13	14	15	16	17	18	19	20>		
Male	0	0	0	0	0	0	0	0	1	61	76	79	80	13	1	0	311	
Female	0	0	0	0	0	0	0	0	0	64	52	72	73	5	1	1	268	
Total	0	0	0	0	0	0	0	0	1	125	128	151	153	18	2	1	579	

Enrolment By Grade and Gender

	<u>Grade</u>														
Gender	K	1	2	3	4	5	6	7	8	9	10	11	12	4th	Total
Male	0	0	0	0	0	0	0	0	0	66	85	74	85	1	311
Female	0	0	0	0	0	0	0	0	0	65	57	70	75	1	268
Total	0	0	0	0	0	0	0	0	0	131	142	144	160	2	579

Enrolment By Grade

For 119



* Data from the 2008-2009 AGR(Enrolment/Age as of the last day in Sept./Dec.)

** Newfoundland Statistics Classification System

*** May include itinerant teachers

District 2 - Western

#120 - Stephenville Primary, Stephenville

Classification: Urban
Offers Distance Education: No

Grades: K-3

Number of Grades: 4

[School FTE PTR : 11.9](#)

[District FTE PTR : 11.2](#)

[Provincial FTE PTR : 12.3](#)

[FTE Teachers](#) *** : 26.0

Enrolment By Age and Gender

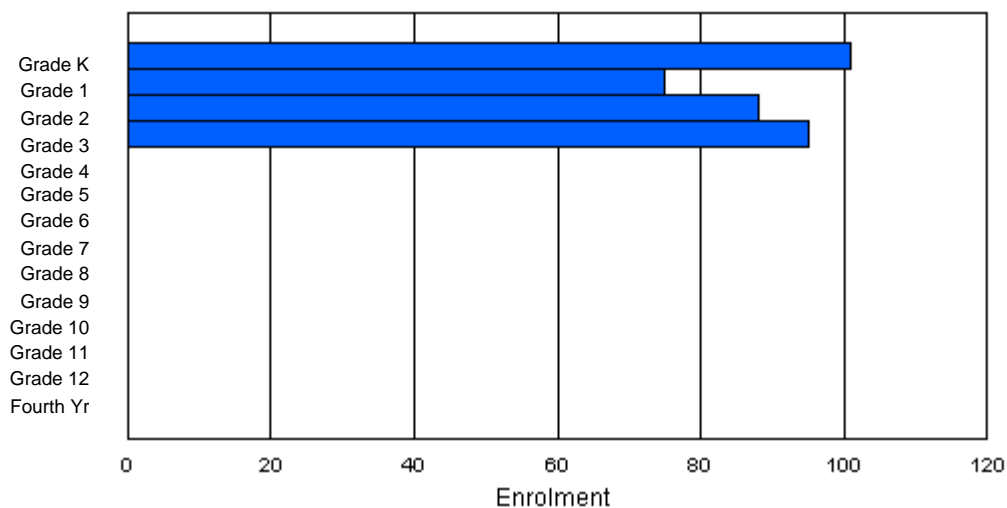
Gender	<u>Age</u>																Total
	5	6	7	8	9	10	11	12	13	14	15	16	17	18	19	20>	
Male	41	43	32	56	1	0	0	0	0	0	0	0	0	0	0	0	173
Female	60	31	52	43	0	0	0	0	0	0	0	0	0	0	0	0	186
Total	101	74	84	99	1	0	0	0	0	0	0	0	0	0	0	0	359

Enrolment By Grade and Gender

	<u>Grade</u>														
Gender	K	1	2	3	4	5	6	7	8	9	10	11	12	4th	Total
Male	41	44	36	52	0	0	0	0	0	0	0	0	0	0	173
Female	60	31	52	43	0	0	0	0	0	0	0	0	0	0	186
Total	101	75	88	95	0	0	0	0	0	0	0	0	0	0	359

Enrolment By Grade

For 120



* Data from the 2008-2009 AGR(Enrolment/Age as of the last day in Sept./Dec.)

** Newfoundland Statistics Classification System

*** May include itinerant teachers

District 2 - Western

#123 - St. Michael's Elementary, Stephenville Crossing

Grades: K-8

Number of Grades: 9

[FTE Teachers](#) *** : 17.0

Classification: Rural

Offers Distance Education: No

[School FTE PTR : 9.9](#)

[District FTE PTR : 11.2](#)

[Provincial FTE PTR : 12.3](#)

Enrolment By Age and Gender

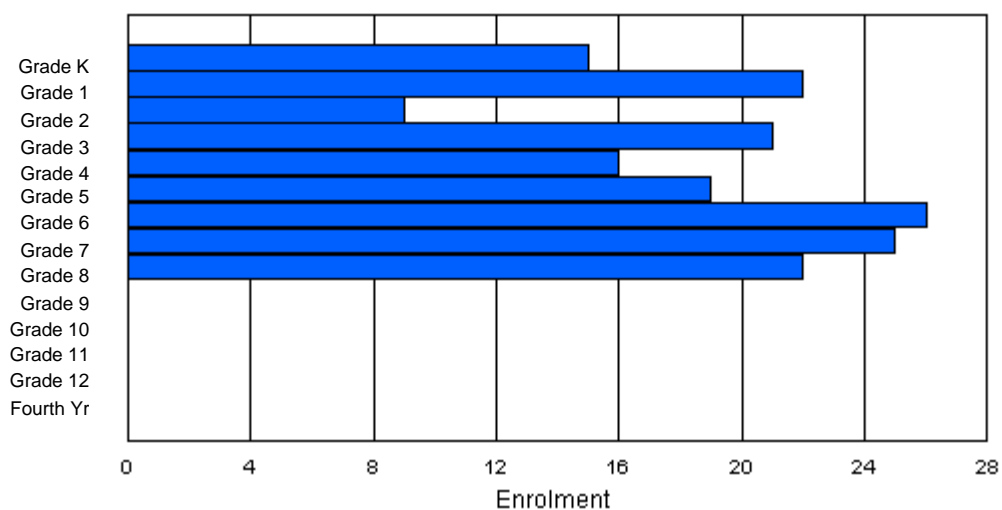
Gender	<u>Age</u>																Total
	5	6	7	8	9	10	11	12	13	14	15	16	17	18	19	20>	
Male	11	10	4	8	8	8	15	17	10	2	0	0	0	0	0	0	93
Female	4	12	5	11	9	11	7	11	11	1	0	0	0	0	0	0	82
Total	15	22	9	19	17	19	22	28	21	3	0	0	0	0	0	0	175

Enrolment By Grade and Gender

Gender	<u>Grade</u>														Total
	K	1	2	3	4	5	6	7	8	9	10	11	12	4th	
Male	11	10	4	10	6	8	19	14	11	0	0	0	0	0	93
Female	4	12	5	11	10	11	7	11	11	0	0	0	0	0	82
Total	15	22	9	21	16	19	26	25	22	0	0	0	0	0	175

Enrolment By Grade

For 123



* Data from the 2008-2009 AGR(Enrolment/Age as of the last day in Sept./Dec.)

** Newfoundland Statistics Classification System

*** May include itinerant teachers

District 2 - Western

#137 - St. Simon and St. Jude Academy, Francois

Classification: Rural
Offers Distance Education: Yes

Grades: K,2-7,9-12

Number of Grades: 11

[School FTE PTR : 4.9](#)

[District FTE PTR : 11.2](#)

[Provincial FTE PTR : 12.3](#)

[FTE Teachers](#) *** : 4.0

Enrolment By Age and Gender

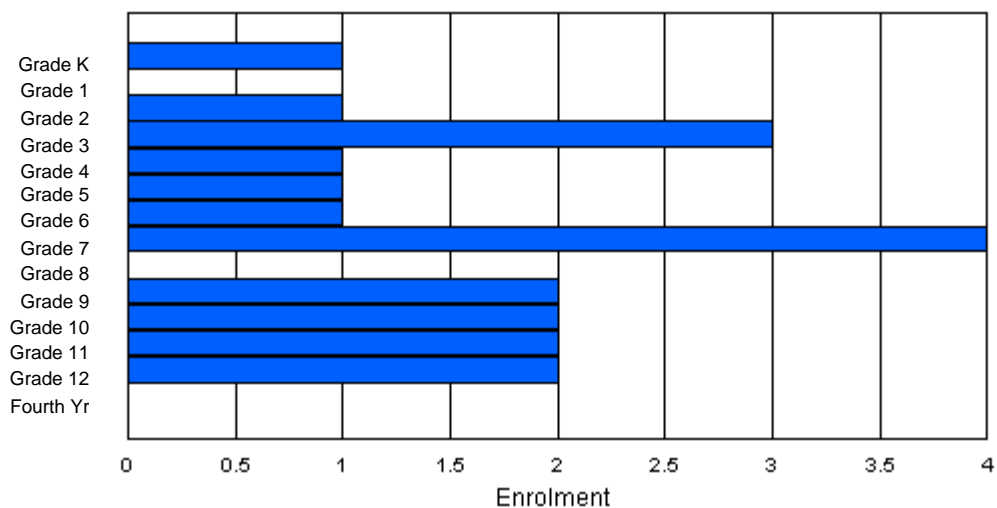
Gender	Age																	Total
	5	6	7	8	9	10	11	12	13	14	15	16	17	18	19	20>		
Male	1	0	0	2	0	1	0	3	0	2	0	1	1	0	0	0	11	
Female	0	0	1	1	1	0	1	1	0	0	1	1	2	0	0	0	9	
Total	1	0	1	3	1	1	1	4	0	2	1	2	3	0	0	0	20	

Enrolment By Grade and Gender

	<u>Grade</u>														
Gender	K	1	2	3	4	5	6	7	8	9	10	11	12	4th	Total
Male	1	0	0	2	0	1	0	3	0	2	1	1	0	0	11
Female	0	0	1	1	1	0	1	1	0	0	1	1	2	0	9
Total	1	0	1	3	1	1	1	4	0	2	2	2	2	0	20

Enrolment By Grade

For 137



* Data from the 2008-2009 AGR(Enrolment/Age as of the last day in Sept./Dec.)

** Newfoundland Statistics Classification System

*** May include itinerant teachers

District 2 - Western

#387 - Bayview Regional Collegiate, St. Lunaire

Grades: 7-12

Number of Grades: 6

Classification: Rural

Offers Distance Education: Yes

[School FTE PTR : 8.5](#)

[District FTE PTR : 11.2](#)

[Provincial FTE PTR : 12.3](#)

[FTE Teachers](#) *** : 8.0

Enrolment By Age and Gender

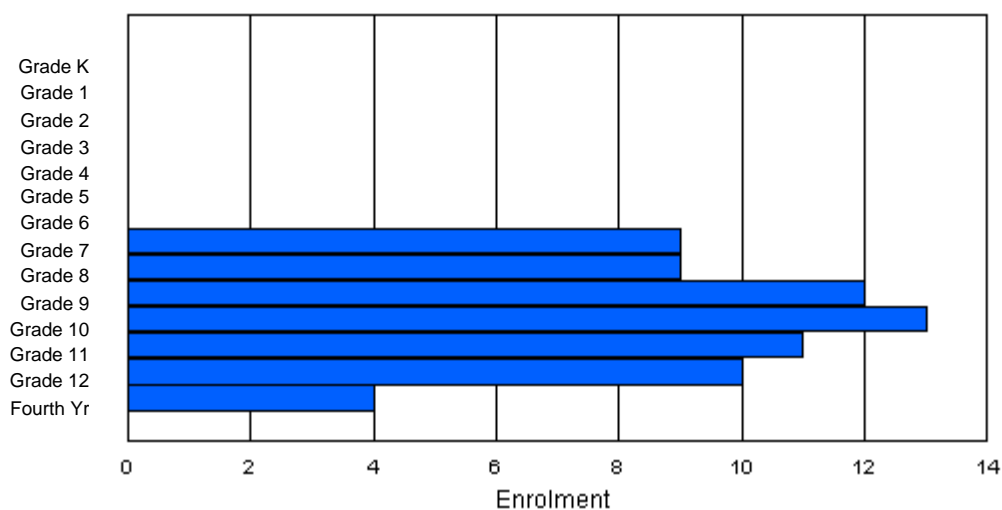
Gender	Age																	Total
	5	6	7	8	9	10	11	12	13	14	15	16	17	18	19	20>		
Male	0	0	0	0	0	0	0	6	4	6	6	7	1	3	1	1	35	
Female	0	0	0	0	0	0	0	3	5	6	6	5	7	1	0	0	33	
Total	0	0	0	0	0	0	0	9	9	12	12	12	8	4	1	1	68	

Enrolment By Grade and Gender

	Grade														
Gender	K	1	2	3	4	5	6	7	8	9	10	11	12	4th	Total
Male	0	0	0	0	0	0	0	6	4	6	7	6	2	4	35
Female	0	0	0	0	0	0	0	3	5	6	6	5	8	0	33
Total	0	0	0	0	0	0	0	9	9	12	13	11	10	4	68

Enrolment By Grade

For 387



* Data from the 2008-2009 AGR(Enrolment/Age as of the last day in Sept./Dec.)

** Newfoundland Statistics Classification System

*** May include itinerant teachers

District 2 - Western

#388 - Long Range Academy, Cow Head

Classification: Rural

Offers Distance Education: Yes

Grades: K-12

Number of Grades: 13

[School FTE PTR : 10.1](#)

[District FTE PTR : 11.2](#)

[Provincial FTE PTR : 12.3](#)

[FTE Teachers](#) *** : 17.0

Enrolment By Age and Gender

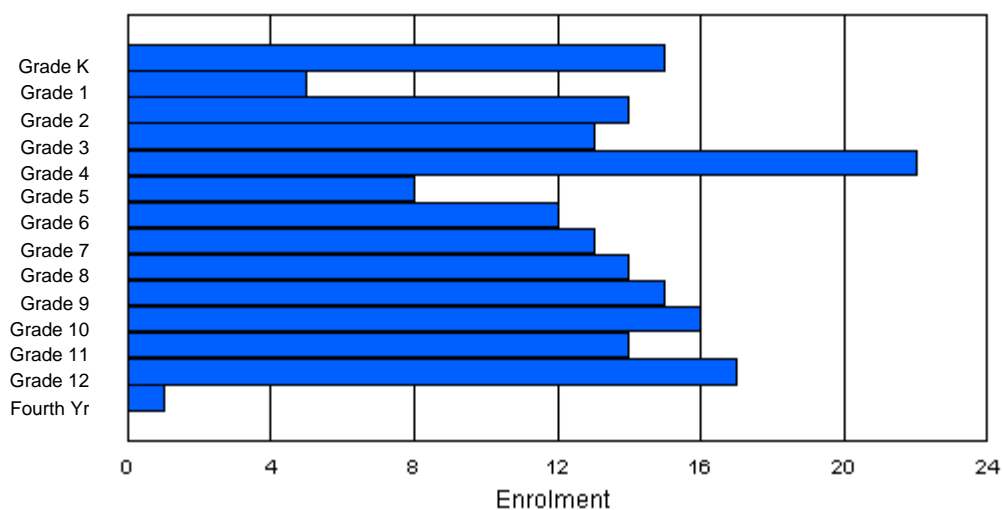
Gender	Age																Total
	5	6	7	8	9	10	11	12	13	14	15	16	17	18	19	20>	
Male	9	2	5	7	10	5	6	9	7	8	9	6	10	1	1	0	95
Female	6	5	9	6	11	2	6	5	7	5	8	6	8	0	0	0	84
Total	15	7	14	13	21	7	12	14	14	13	17	12	18	1	1	0	179

Enrolment By Grade and Gender

	<u>Grade</u>														
Gender	K	1	2	3	4	5	6	7	8	9	10	11	12	4th	Total
Male	9	2	5	7	11	4	7	9	7	8	8	8	9	1	95
Female	6	3	9	6	11	4	5	4	7	7	8	6	8	0	84
Total	15	5	14	13	22	8	12	13	14	15	16	14	17	1	179

Enrolment By Grade

For 388



* Data from the 2008-2009 AGR(Enrolment/Age as of the last day in Sept./Dec.)

** Newfoundland Statistics Classification System

*** May include itinerant teachers

District 2 - Western

#389 - Elwood Elementary, Deer Lake

Grades: K-5

Number of Grades: 6

[FTE Teachers](#) *** : 26.0

Classification: Rural

Offers Distance Education: No

[School FTE PTR : 13.7](#)

[District FTE PTR : 11.2](#)

[Provincial FTE PTR : 12.3](#)

Enrolment By Age and Gender

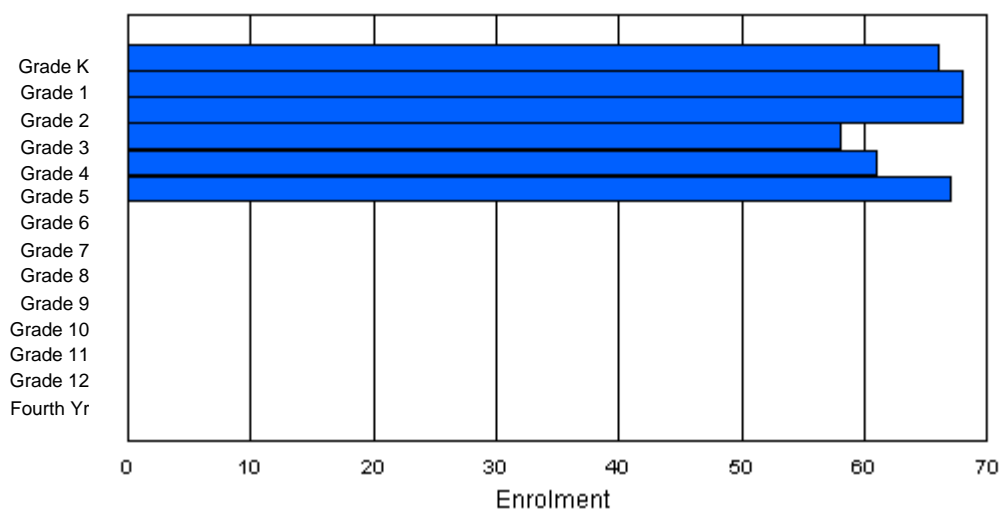
Gender	Age																	Total
	5	6	7	8	9	10	11	12	13	14	15	16	17	18	19	20>		
Male	33	39	32	26	29	42	2	0	0	0	0	0	0	0	0	0	203	
Female	31	29	35	30	33	27	0	0	0	0	0	0	0	0	0	0	185	
Total	64	68	67	56	62	69	2	0	0	0	0	0	0	0	0	0	388	

Enrolment By Grade and Gender

	<u>Grade</u>														
Gender	K	1	2	3	4	5	6	7	8	9	10	11	12	4th	Total
Male	35	39	31	28	29	41	0	0	0	0	0	0	0	0	203
Female	31	29	37	30	32	26	0	0	0	0	0	0	0	0	185
Total	66	68	68	58	61	67	0	0	0	0	0	0	0	0	388

Enrolment By Grade

For 389



* Data from the 2008-2009 AGR(Enrolment/Age as of the last day in Sept./Dec.)

** Newfoundland Statistics Classification System

*** May include itinerant teachers

District 2 - Western

#390 - Elwood High School, Deer Lake

Classification: Rural
Offers Distance Education: No

Grades: 10-12

Number of Grades: 3

[School FTE PTR : 14.5](#)

[District FTE PTR : 11.2](#)

[Provincial FTE PTR : 12.3](#)

[FTE Teachers](#) *** : 20.3

Enrolment By Age and Gender

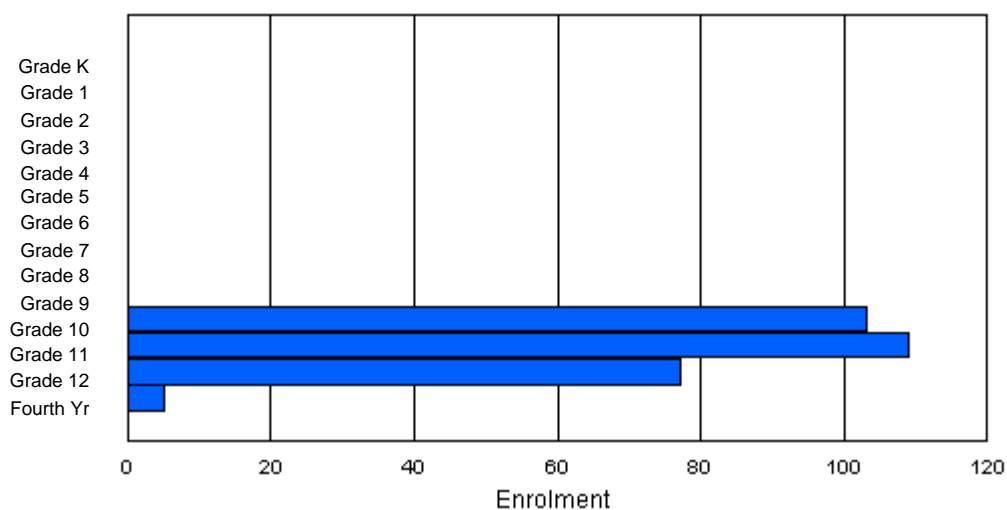
Gender	Age																	Total
	5	6	7	8	9	10	11	12	13	14	15	16	17	18	19	20>		
Male	0	0	0	0	0	0	0	0	0	0	36	61	58	10	1	0	166	
Female	0	0	0	0	0	0	0	0	0	0	45	40	38	5	0	0	128	
Total	0	0	0	0	0	0	0	0	0	0	81	101	96	15	1	0	294	

Enrolment By Grade and Gender

	<u>Grade</u>														
Gender	K	1	2	3	4	5	6	7	8	9	10	11	12	4th	Total
Male	0	0	0	0	0	0	0	0	0	0	55	65	43	3	166
Female	0	0	0	0	0	0	0	0	0	0	48	44	34	2	128
Total	0	0	0	0	0	0	0	0	0	0	103	109	77	5	294

Enrolment By Grade

For 390



* Data from the 2008-2009 AGR(Enrolment/Age as of the last day in Sept./Dec.)

** Newfoundland Statistics Classification System

*** May include itinerant teachers

District 2 - Western

#391 - Xavier Junior High, Deer Lake

Classification: Rural

Offers Distance Education: No

Grades: 6-9

Number of Grades: 4

[School FTE PTR : 14.0](#)

[District FTE PTR : 11.2](#)

[Provincial FTE PTR : 12.3](#)

[FTE Teachers](#) *** : 22.5

Enrolment By Age and Gender

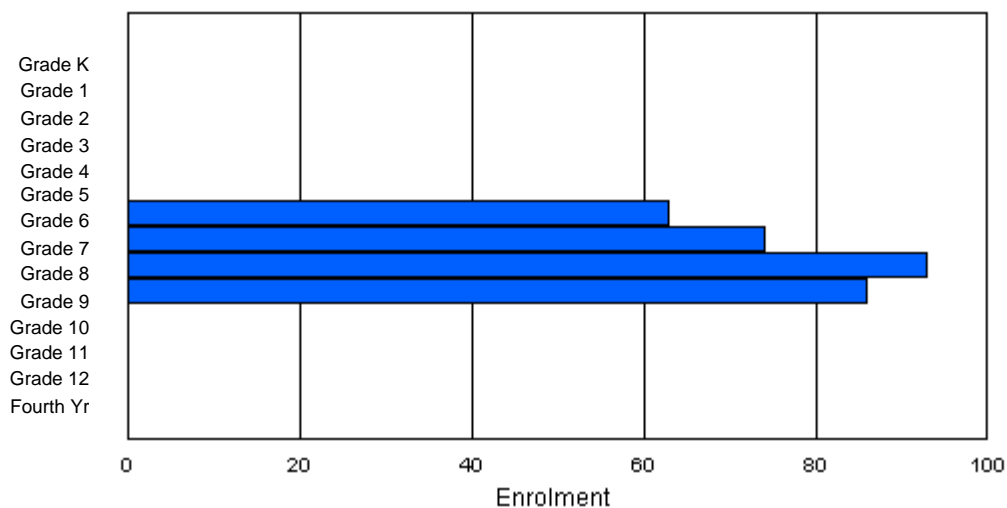
Gender	<u>Age</u>																Total
	5	6	7	8	9	10	11	12	13	14	15	16	17	18	19	20>	
Male	0	0	0	0	0	2	30	37	52	34	4	0	0	0	0	0	159
Female	0	0	0	0	0	0	28	38	39	51	1	0	0	0	0	0	157
Total	0	0	0	0	0	2	58	75	91	85	5	0	0	0	0	0	316

Enrolment By Grade and Gender

	<u>Grade</u>														
Gender	K	1	2	3	4	5	6	7	8	9	10	11	12	4th	Total
Male	0	0	0	0	0	0	34	36	52	37	0	0	0	0	159
Female	0	0	0	0	0	0	29	38	41	49	0	0	0	0	157
Total	0	0	0	0	0	0	63	74	93	86	0	0	0	0	316

Enrolment By Grade

For 391



* Data from the 2008-2009 AGR(Enrolment/Age as of the last day in Sept./Dec.)

** Newfoundland Statistics Classification System

*** May include itinerant teachers

District 2 - Western

#393 - Bonne Bay Academy, Woody Point

Grades: K-12

Number of Grades: 13

[FTE Teachers](#) *** : 9.0

Classification: Rural

Offers Distance Education: Yes

[School FTE PTR : 7.2](#)

[District FTE PTR : 11.2](#)

[Provincial FTE PTR : 12.3](#)

Enrolment By Age and Gender

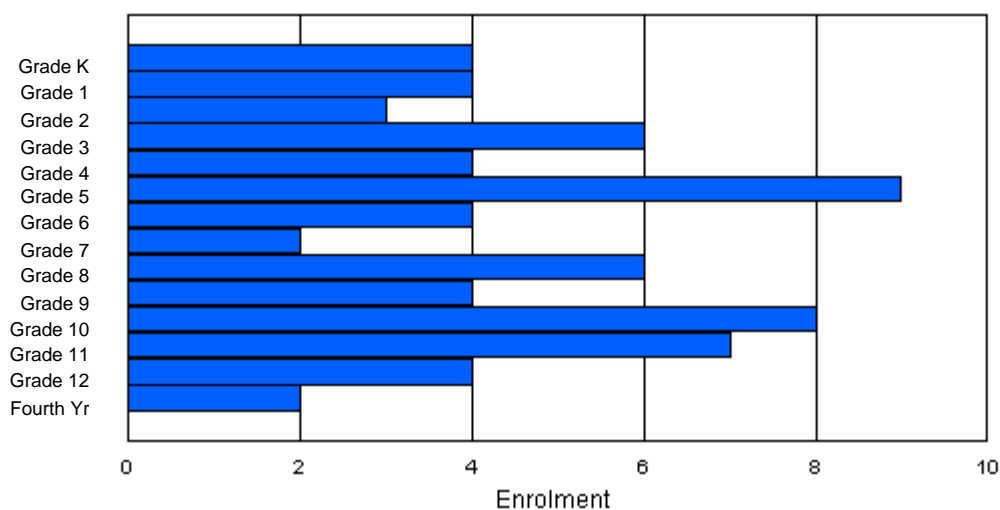
Gender	Age																	Total
	5	6	7	8	9	10	11	12	13	14	15	16	17	18	19	20>		
Male	2	3	2	4	1	6	2	0	1	2	3	6	1	1	0	0	34	
Female	2	1	1	2	3	3	2	2	5	2	4	2	2	2	0	0	33	
Total	4	4	3	6	4	9	4	2	6	4	7	8	3	3	0	0	67	

Enrolment By Grade and Gender

	<u>Grade</u>														
Gender	K	1	2	3	4	5	6	7	8	9	10	11	12	4th	Total
Male	2	3	2	4	1	6	2	0	1	2	4	5	2	0	34
Female	2	1	1	2	3	3	2	2	5	2	4	2	2	2	33
Total	4	4	3	6	4	9	4	2	6	4	8	7	4	2	67

Enrolment By Grade

For 393



* Data from the 2008-2009 AGR(Enrolment/Age as of the last day in Sept./Dec.)

** Newfoundland Statistics Classification System

*** May include itinerant teachers

District 2 - Western

#394 - E.A. Butler All Grade, McKay's

Classification: Rural
Offers Distance Education: Yes

Grades: K-12

Number of Grades: 13

[School FTE PTR : 9.7](#)

[District FTE PTR : 11.2](#)

[Provincial FTE PTR : 12.3](#)

[FTE Teachers](#) *** : 15.5

Enrolment By Age and Gender

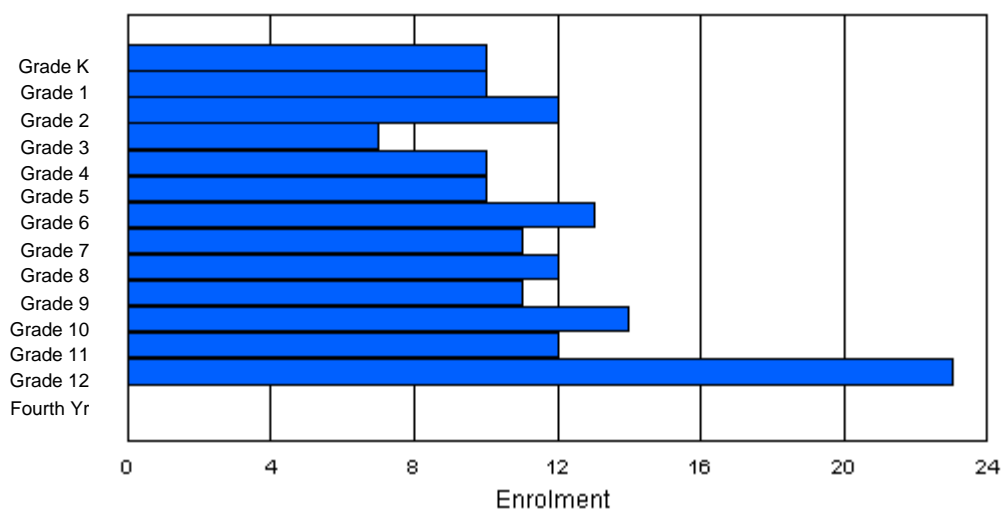
Gender	Age																	Total
	5	6	7	8	9	10	11	12	13	14	15	16	17	18	19	20>		
Male	5	6	5	3	3	6	7	6	7	5	4	5	9	4	0	0	75	
Female	5	4	7	4	6	4	6	4	7	5	7	8	13	0	0	0	80	
Total	10	10	12	7	9	10	13	10	14	10	11	13	22	4	0	0	155	

Enrolment By Grade and Gender

	<u>Grade</u>														
Gender	K	1	2	3	4	5	6	7	8	9	10	11	12	4th	Total
Male	5	6	5	3	3	6	6	7	6	6	6	5	11	0	75
Female	5	4	7	4	7	4	7	4	6	5	8	7	12	0	80
Total	10	10	12	7	10	10	13	11	12	11	14	12	23	0	155

Enrolment By Grade

For 394



* Data from the 2008-2009 AGR(Enrolment/Age as of the last day in Sept./Dec.)

** Newfoundland Statistics Classification System

*** May include itinerant teachers

District 2 - Western

#396 - Stephenville Middle School, Stephenville

Classification: Urban
Offers Distance Education: No

Grades: 6-8

Number of Grades: 3

[School FTE PTR : 12.6](#)

[District FTE PTR : 11.2](#)

[Provincial FTE PTR : 12.3](#)

[FTE Teachers](#) *** : 22.5

Enrolment By Age and Gender

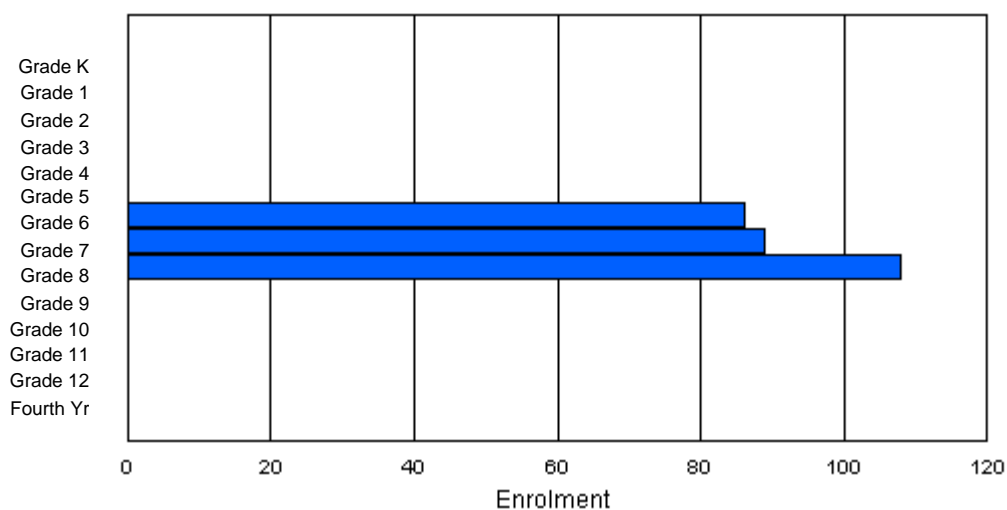
Gender	Age																Total
	5	6	7	8	9	10	11	12	13	14	15	16	17	18	19	20>	
Male	0	0	0	0	0	0	33	40	58	11	0	0	0	0	0	0	142
Female	0	0	0	0	0	0	48	47	44	1	1	0	0	0	0	0	141
Total	0	0	0	0	0	0	81	87	102	12	1	0	0	0	0	0	283

Enrolment By Grade and Gender

Gender	Grade														Total
	K	1	2	3	4	5	6	7	8	9	10	11	12	4th	
Male	0	0	0	0	0	0	35	43	64	0	0	0	0	0	142
Female	0	0	0	0	0	0	51	46	44	0	0	0	0	0	141
Total	0	0	0	0	0	0	86	89	108	0	0	0	0	0	283

Enrolment By Grade

For 396



* Data from the 2008-2009 AGR(Enrolment/Age as of the last day in Sept./Dec.)

** Newfoundland Statistics Classification System

*** May include itinerant teachers

District 2 - Western

#397 - Belanger Memorial School, Upper Ferry

Classification: Rural
Offers Distance Education: Yes

Grades: K-12

Number of Grades: 13

[School FTE PTR : 9.7](#)

[District FTE PTR : 11.2](#)

[Provincial FTE PTR : 12.3](#)

[FTE Teachers](#) *** : 20.0

Enrolment By Age and Gender

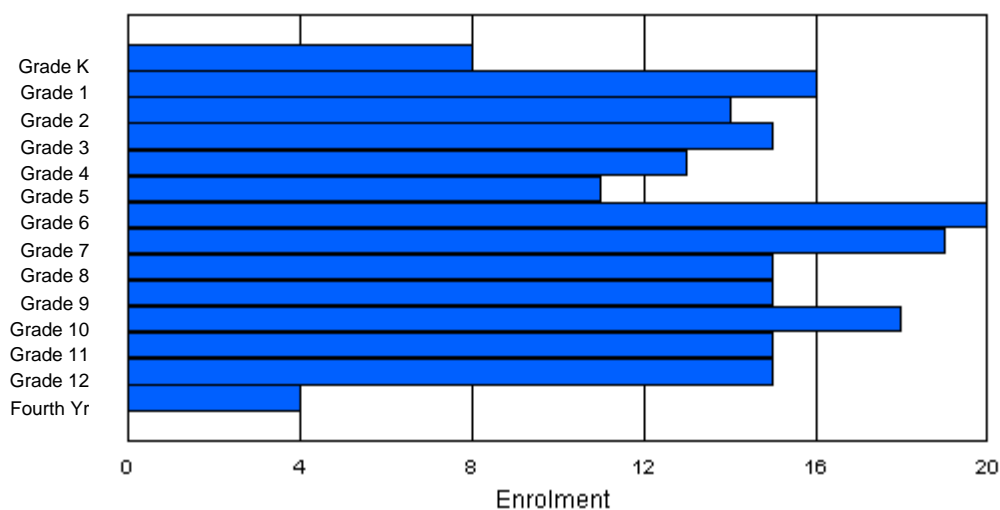
Gender	Age																	Total
	5	6	7	8	9	10	11	12	13	14	15	16	17	18	19	20>		
Male	5	10	8	12	8	6	14	9	10	6	4	8	8	0	0	0	108	
Female	3	6	5	3	5	5	7	9	4	11	10	7	11	2	1	1	90	
Total	8	16	13	15	13	11	21	18	14	17	14	15	19	2	1	1	198	

Enrolment By Grade and Gender

	<u>Grade</u>															
Gender	K	1	2	3	4	5	6	7	8	9	10	11	12	4th	Total	
Male	5	10	9	12	8	6	13	10	10	5	6	9	5	0	108	
Female	3	6	5	3	5	5	7	9	5	10	12	6	10	4	90	
Total	8	16	14	15	13	11	20	19	15	15	18	15	15	4	198	

Enrolment By Grade

For 397



* Data from the 2008-2009 AGR(Enrolment/Age as of the last day in Sept./Dec.)

** Newfoundland Statistics Classification System

*** May include itinerant teachers

District 2 - Western

#463 - Pathfinder/Directions Alternative School, Stephenville

Classification: Urban
Offers Distance Education: Yes

Grades: 8-12

Number of Grades: 5

[School FTE PTR : 5.0](#)

[District FTE PTR : 11.2](#)

[Provincial FTE PTR : 12.3](#)

[FTE Teachers](#) *** : 4.0

Enrolment By Age and Gender

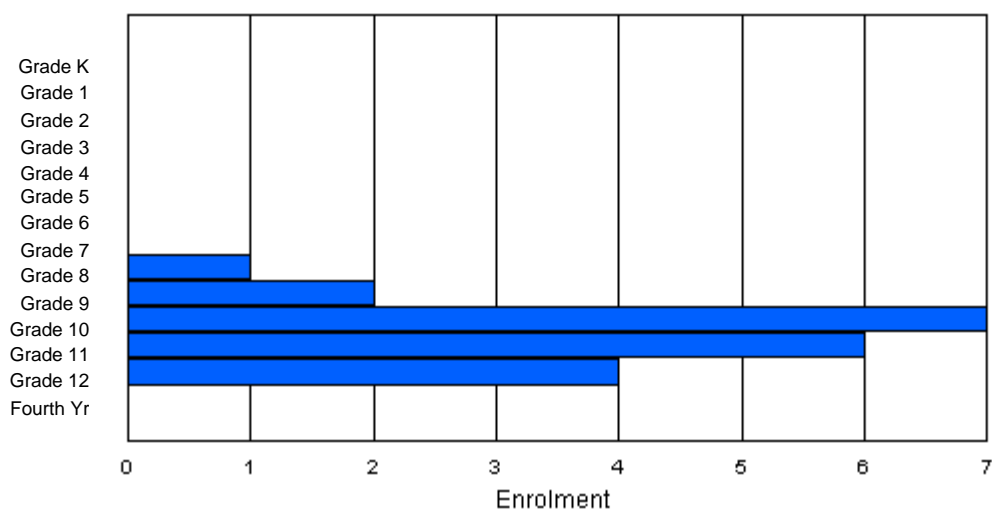
Gender	Age																	Total
	5	6	7	8	9	10	11	12	13	14	15	16	17	18	19	20>		
Male	0	0	0	0	0	0	0	0	1	2	0	1	1	4	2	0	11	
Female	0	0	0	0	0	0	0	0	0	0	0	1	3	3	2	0	9	
Total	0	0	0	0	0	0	0	0	1	2	0	2	4	7	4	0	20	

Enrolment By Grade and Gender

	<u>Grade</u>														
Gender	K	1	2	3	4	5	6	7	8	9	10	11	12	4th	Total
Male	0	0	0	0	0	0	0	0	1	2	4	2	2	0	11
Female	0	0	0	0	0	0	0	0	0	0	3	4	2	0	9
Total	0	0	0	0	0	0	0	0	1	2	7	6	4	0	20

Enrolment By Grade

For 463



* Data from the 2008-2009 AGR(Enrolment/Age as of the last day in Sept./Dec.)

** Newfoundland Statistics Classification System

*** May include itinerant teachers

District 2 - Western

#474 - Cloud River Academy, Roddickton

Grades: K-12

Number of Grades: 13

FTE Teachers *** : 19.0

Classification: Rural

Offers Distance Education: Yes

School FTE PTR : 10.0

District FTE PTR : 11.2

Provincial FTE PTR : 12.3

Enrolment By Age and Gender

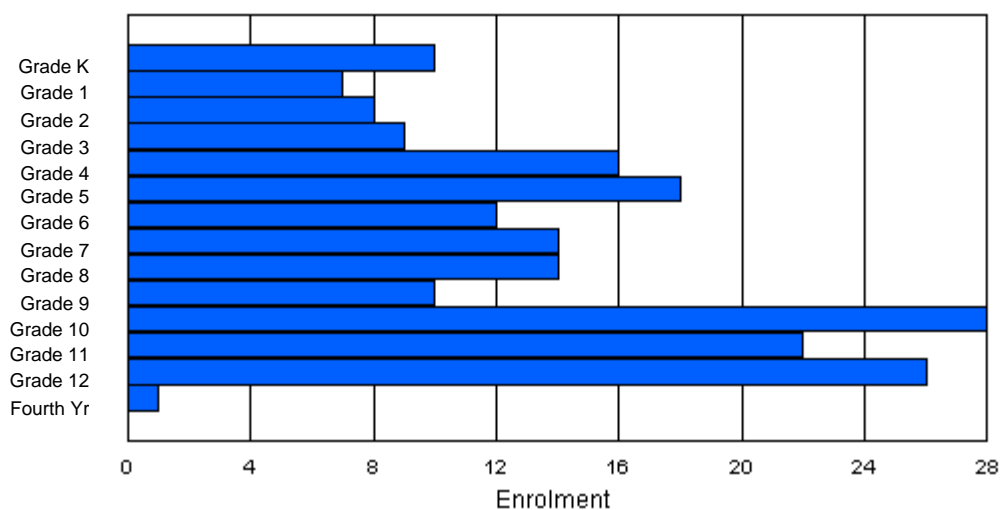
Gender	Age																	Total
	5	6	7	8	9	10	11	12	13	14	15	16	17	18	19	20>		
Male	7	6	6	5	11	7	10	6	7	8	10	12	12	1	0	1	109	
Female	3	1	2	4	5	11	2	8	4	4	13	15	14	0	0	0	86	
Total	10	7	8	9	16	18	12	14	11	12	23	27	26	1	0	1	195	

Enrolment By Grade and Gender

	<u>Grade</u>														
Gender	K	1	2	3	4	5	6	7	8	9	10	11	12	4th	Total
Male	7	6	6	5	11	7	10	6	9	5	14	9	13	1	109
Female	3	1	2	4	5	11	2	8	5	5	14	13	13	0	86
Total	10	7	8	9	16	18	12	14	14	10	28	22	26	1	195

Enrolment By Grade

For 474



* Data from the 2008-2009 AGR(Enrolment/Age as of the last day in Sept./Dec.)

** Newfoundland Statistics Classification System

*** May include itinerant teachers

Modification Time: 11:15:23AM

Modification Date: 6/1/2009

85

Source: Evaluation and Research

Web Site: http://www.education.gov.nf.ca/sch_rep/2008/index.htm

District 2 - Western

#475 - Viking Trail Academy, Plum Point

Classification: Rural
Offers Distance Education: Yes

Grades: K-12

Number of Grades: 13

[School FTE PTR : 9.4](#)

[District FTE PTR : 11.2](#)

[Provincial FTE PTR : 12.3](#)

[FTE Teachers](#) *** : 21.0

Enrolment By Age and Gender

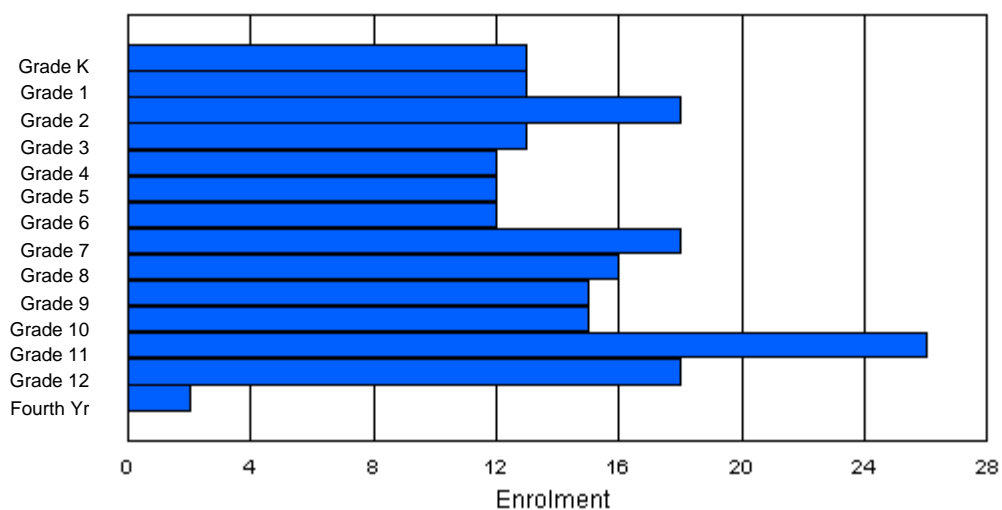
Gender	Age																Total
	5	6	7	8	9	10	11	12	13	14	15	16	17	18	19	20>	
Male	5	4	11	8	3	8	8	9	8	10	8	7	12	1	0	0	102
Female	8	9	7	5	9	4	4	9	8	5	6	16	10	0	0	1	101
Total	13	13	18	13	12	12	12	18	16	15	14	23	22	1	0	1	203

Enrolment By Grade and Gender

Gender	Grade														Total
	K	1	2	3	4	5	6	7	8	9	10	11	12	4th	
Male	5	4	11	8	3	8	8	9	8	10	8	10	9	1	102
Female	8	9	7	5	9	4	4	9	8	5	7	16	9	1	101
Total	13	13	18	13	12	12	12	18	16	15	15	26	18	2	203

Enrolment By Grade

For 475



* Data from the 2008-2009 AGR(Enrolment/Age as of the last day in Sept./Dec.)

** Newfoundland Statistics Classification System

*** May include itinerant teachers

District 2 - Western

#485 - Corner Brook High School, Corner Brook

Grades: 10-12

Number of Grades: 3

[FTE Teachers](#) *** : 60.0

Classification: Urban

Offers Distance Education: No

[School FTE PTR : 16.2](#)

[District FTE PTR : 11.2](#)

[Provincial FTE PTR : 12.3](#)

Enrolment By Age and Gender

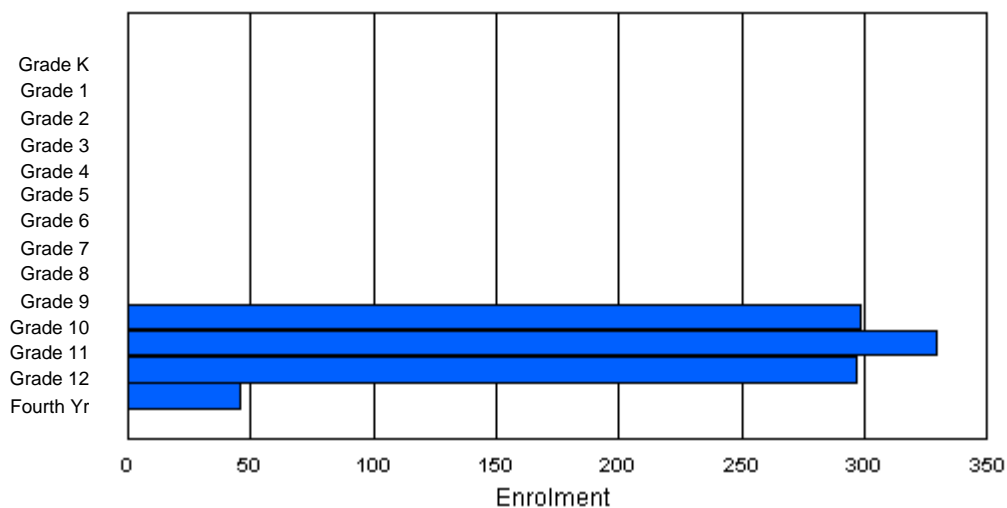
Gender	Age																	Total
	5	6	7	8	9	10	11	12	13	14	15	16	17	18	19	20>		
Male	0	0	0	0	0	0	0	0	0	1	132	162	148	32	7	3	485	
Female	0	0	0	0	0	0	0	0	0	0	150	164	142	25	3	1	485	
Total	0	0	0	0	0	0	0	0	0	1	282	326	290	57	10	4	970	

Enrolment By Grade and Gender

	<u>Grade</u>														
Gender	K	1	2	3	4	5	6	7	8	9	10	11	12	4th	Total
Male	0	0	0	0	0	0	0	0	0	0	141	168	152	24	485
Female	0	0	0	0	0	0	0	0	0	0	157	161	145	22	485
Total	0	0	0	0	0	0	0	0	0	0	298	329	297	46	970

Enrolment By Grade

For 485



* Data from the 2008-2009 AGR(Enrolment/Age as of the last day in Sept./Dec.)

** Newfoundland Statistics Classification System

*** May include itinerant teachers

District 3 - Nova Central

#125 - Baie Verte Collegiate, Baie Verte

Grades: 7-12

Number of Grades: 6

[FTE Teachers](#) *** : 17.3

Classification: Rural

Offers Distance Education: Yes

[School FTE PTR : 12.8](#)

[District FTE PTR : 11.8](#)

[Provincial FTE PTR : 12.3](#)

Enrolment By Age and Gender

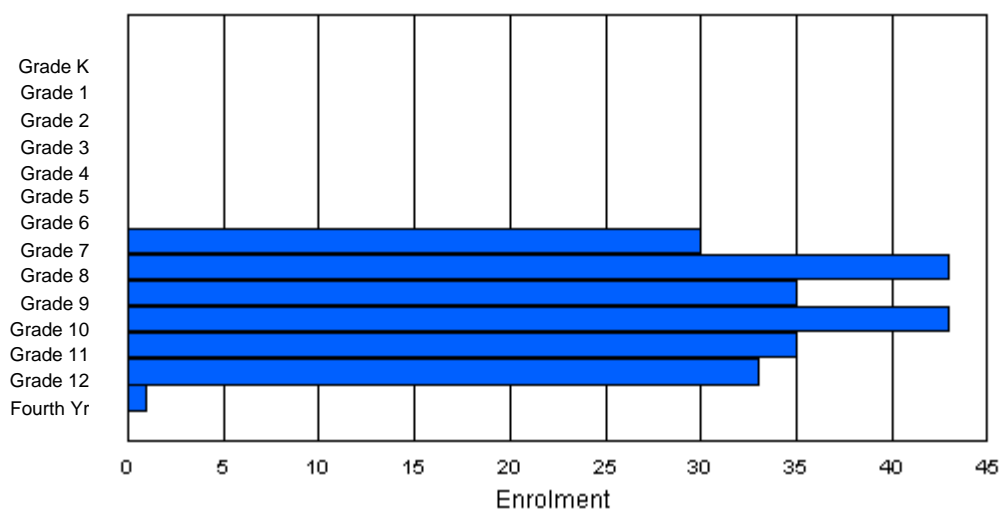
Gender	Age																	Total
	5	6	7	8	9	10	11	12	13	14	15	16	17	18	19	20>		
Male	0	0	0	0	0	0	0	17	16	13	21	20	25	0	1	0	113	
Female	0	0	0	0	0	0	0	12	29	20	17	13	14	2	0	0	107	
Total	0	0	0	0	0	0	0	29	45	33	38	33	39	2	1	0	220	

Enrolment By Grade and Gender

	Grade														
Gender	K	1	2	3	4	5	6	7	8	9	10	11	12	4th	Total
Male	0	0	0	0	0	0	0	18	15	14	21	25	19	1	113
Female	0	0	0	0	0	0	0	12	28	21	22	10	14	0	107
Total	0	0	0	0	0	0	0	30	43	35	43	35	33	1	220

Enrolment By Grade

For 125



* Data from the 2008-2009 AGR(Enrolment/Age as of the last day in Sept./Dec.)

** Newfoundland Statistics Classification System

*** May include itinerant teachers

District 3 - Nova Central

#128 - Long Island Academy, Beaumont

Grades: 4,6-9,11-12

Number of Grades: 7

[FTE Teachers](#) *** : 2.6

Classification: Rural

Offers Distance Education: Yes

[School FTE PTR : 4.6](#)

[District FTE PTR : 11.8](#)

[Provincial FTE PTR : 12.3](#)

Enrolment By Age and Gender

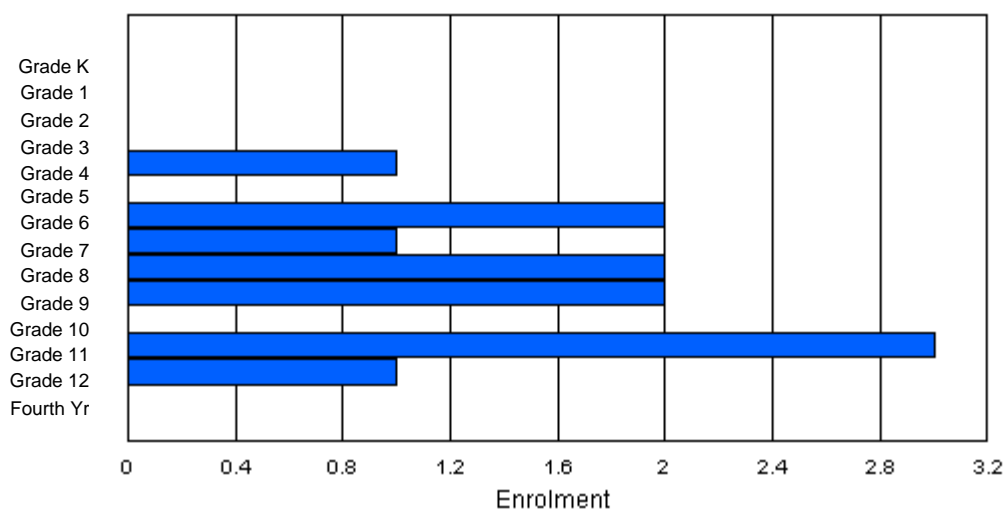
Gender	Age																	Total
	5	6	7	8	9	10	11	12	13	14	15	16	17	18	19	20>		
Male	0	0	0	0	0	0	1	1	1	0	2	1	1	0	0	0	7	
Female	0	0	0	0	1	0	1	0	1	0	0	2	0	0	0	0	5	
Total	0	0	0	0	1	0	2	1	2	0	2	3	1	0	0	0	12	

Enrolment By Grade and Gender

	<u>Grade</u>														
Gender	K	1	2	3	4	5	6	7	8	9	10	11	12	4th	Total
Male	0	0	0	0	0	0	1	1	1	2	0	1	1	0	7
Female	0	0	0	0	1	0	1	0	1	0	0	2	0	0	5
Total	0	0	0	0	1	0	2	1	2	2	0	3	1	0	12

Enrolment By Grade

For 128



* Data from the 2008-2009 AGR(Enrolment/Age as of the last day in Sept./Dec.)

** Newfoundland Statistics Classification System

*** May include itinerant teachers

District 3 - Nova Central

#132 - Botwood Collegiate, Botwood

Grades: 7-12

Number of Grades: 6

[FTE Teachers](#) *** : 22.0

Classification: Urban

Offers Distance Education: Yes

[School FTE PTR : 15.6](#)

[District FTE PTR : 11.8](#)

[Provincial FTE PTR : 12.3](#)

Enrolment By Age and Gender

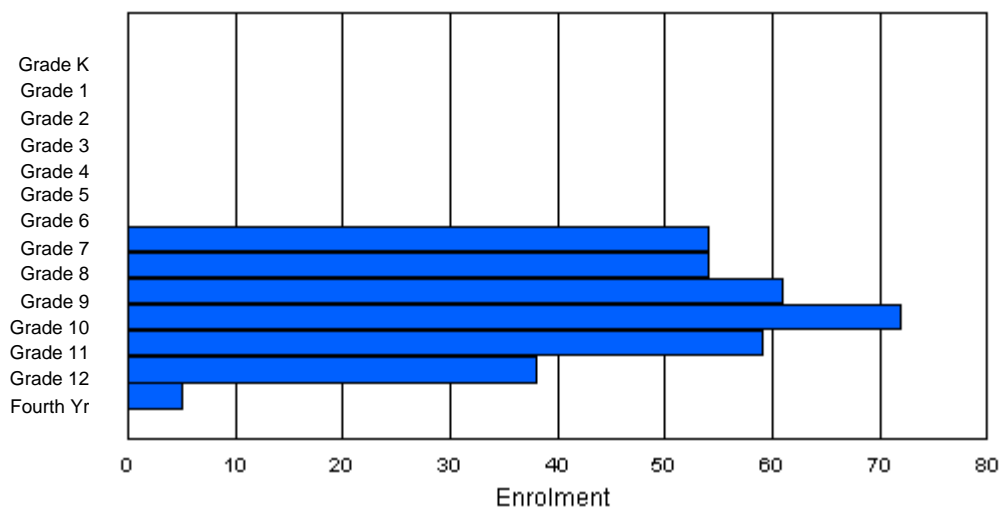
Gender	Age																	Total
	5	6	7	8	9	10	11	12	13	14	15	16	17	18	19	20>		
Male	0	0	0	0	0	0	0	29	27	35	33	31	23	5	2	0	185	
Female	0	0	0	0	0	0	0	25	22	30	26	28	20	7	0	0	158	
Total	0	0	0	0	0	0	0	54	49	65	59	59	43	12	2	0	343	

Enrolment By Grade and Gender

	<u>Grade</u>														
Gender	K	1	2	3	4	5	6	7	8	9	10	11	12	4th	Total
Male	0	0	0	0	0	0	0	29	31	32	41	31	19	2	185
Female	0	0	0	0	0	0	0	25	23	29	31	28	19	3	158
Total	0	0	0	0	0	0	0	54	54	61	72	59	38	5	343

Enrolment By Grade

For 132



* Data from the 2008-2009 AGR(Enrolment/Age as of the last day in Sept./Dec.)

** Newfoundland Statistics Classification System

*** May include itinerant teachers

District 3 - Nova Central

#133 - Memorial Academy, Botwood

Grades: K-6

Number of Grades: 7

[FTE Teachers](#) *** : 23.3

Classification: Urban

Offers Distance Education: No

[School FTE PTR : 14.2](#)

[District FTE PTR : 11.8](#)

[Provincial FTE PTR : 12.3](#)

Enrolment By Age and Gender

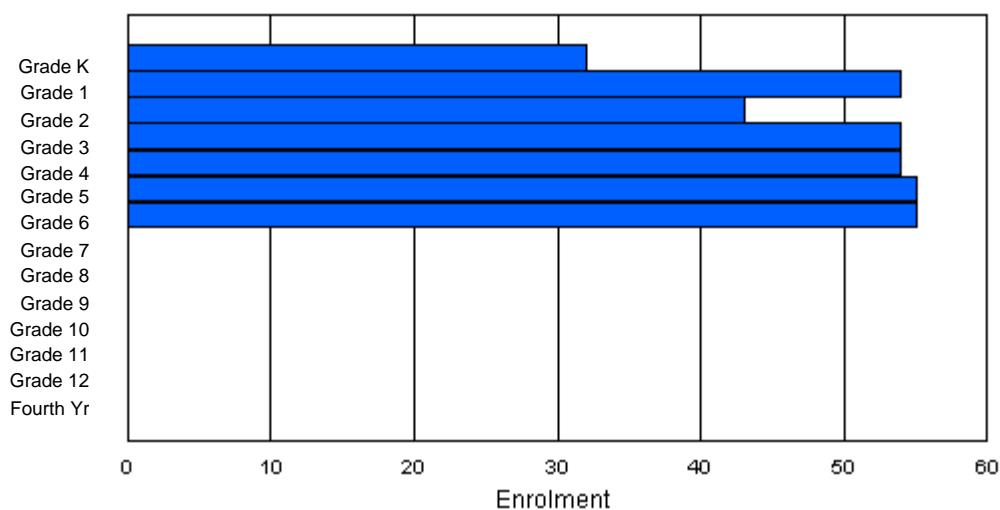
Gender	Age																	Total
	5	6	7	8	9	10	11	12	13	14	15	16	17	18	19	20>		
Male	18	21	24	30	23	27	31	0	1	0	0	0	1	0	0	0	176	
Female	14	33	18	25	29	29	23	0	0	0	0	0	0	0	0	0	171	
Total	32	54	42	55	52	56	54	0	1	0	0	0	1	0	0	0	347	

Enrolment By Grade and Gender

	<u>Grade</u>														
Gender	K	1	2	3	4	5	6	7	8	9	10	11	12	4th	Total
Male	18	21	25	29	25	26	32	0	0	0	0	0	0	0	176
Female	14	33	18	25	29	29	23	0	0	0	0	0	0	0	171
Total	32	54	43	54	54	55	55	0	0	0	0	0	0	0	347

Enrolment By Grade

For 133



* Data from the 2008-2009 AGR(Enrolment/Age as of the last day in Sept./Dec.)

** Newfoundland Statistics Classification System

*** May include itinerant teachers

District 3 - Nova Central

#138 - Victoria Academy, Gaultois

Classification: Rural
Offers Distance Education: Yes

Grades: K-2,4-7,9,11-12 Number of Grades: 10

[School FTE PTR : 5.3](#)
[District FTE PTR : 11.8](#)
[Provincial FTE PTR : 12.3](#)

[FTE Teachers](#) *** : 5.0

Enrolment By Age and Gender

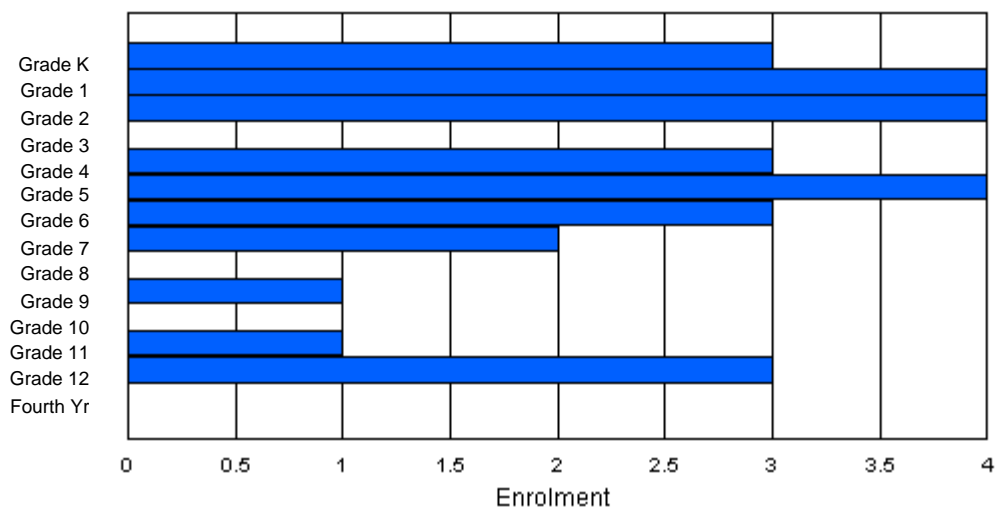
Gender	Age																	Total
	5	6	7	8	9	10	11	12	13	14	15	16	17	18	19	20>		
Male	2	2	2	0	1	2	2	2	0	0	0	1	1	0	0	0	15	
Female	1	2	2	0	2	2	1	0	0	1	0	0	2	0	0	0	13	
Total	3	4	4	0	3	4	3	2	0	1	0	1	3	0	0	0	28	

Enrolment By Grade and Gender

	<u>Grade</u>														
Gender	K	1	2	3	4	5	6	7	8	9	10	11	12	4th	Total
Male	2	2	2	0	1	2	2	2	0	0	0	1	1	0	15
Female	1	2	2	0	2	2	1	0	0	1	0	0	2	0	13
Total	3	4	4	0	3	4	3	2	0	1	0	1	3	0	28

Enrolment By Grade

For 138



* Data from the 2008-2009 AGR(Enrolment/Age as of the last day in Sept./Dec.)

** Newfoundland Statistics Classification System

*** May include itinerant teachers

District 3 - Nova Central

#142 - Woodland Primary, Grand Falls-Windsor

Grades: K-3

Number of Grades: 4

[FTE Teachers](#) *** : 27.8

Classification: Urban

Offers Distance Education: No

[School FTE PTR : 12.6](#)

[District FTE PTR : 11.8](#)

[Provincial FTE PTR : 12.3](#)

Enrolment By Age and Gender

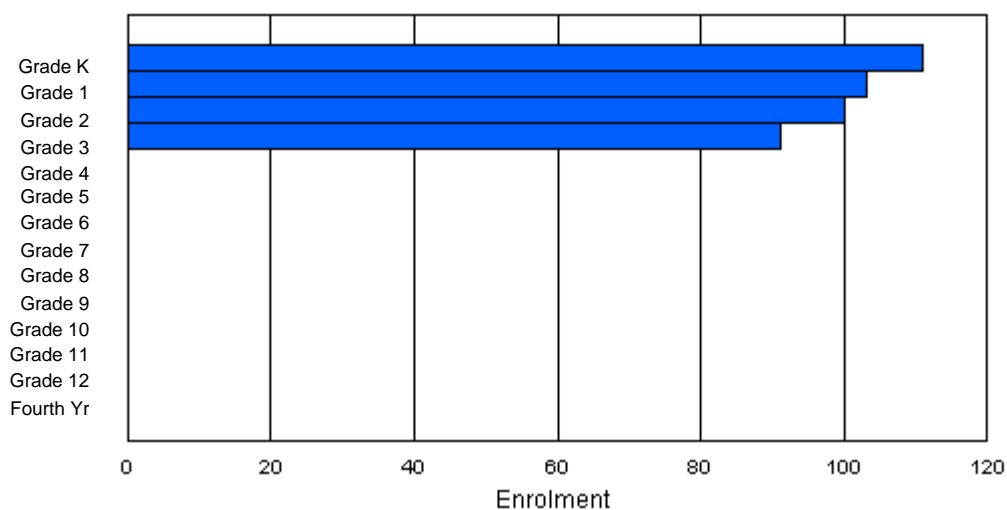
Gender	Age																Total
	5	6	7	8	9	10	11	12	13	14	15	16	17	18	19	20>	
Male	55	48	52	46	0	0	0	0	0	0	0	0	0	0	0	0	201
Female	54	56	50	43	1	0	0	0	0	0	0	0	0	0	0	0	204
Total	109	104	102	89	1	0	0	0	0	0	0	0	0	0	0	0	405

Enrolment By Grade and Gender

	<u>Grade</u>														
Gender	K	1	2	3	4	5	6	7	8	9	10	11	12	4th	Total
Male	56	47	51	47	0	0	0	0	0	0	0	0	0	0	201
Female	55	56	49	44	0	0	0	0	0	0	0	0	0	0	204
Total	111	103	100	91	0	0	0	0	0	0	0	0	0	0	405

Enrolment By Grade

For 142



* Data from the 2008-2009 AGR(Enrolment/Age as of the last day in Sept./Dec.)

** Newfoundland Statistics Classification System

*** May include itinerant teachers

District 3 - Nova Central

#143 - Millcrest Academy, Grand Falls-Windsor

Grades: 4-6

Number of Grades: 3

[FTE Teachers](#) *** : 23.0

Classification: Urban

Offers Distance Education: No

[School FTE PTR : 13.7](#)

[District FTE PTR : 11.8](#)

[Provincial FTE PTR : 12.3](#)

Enrolment By Age and Gender

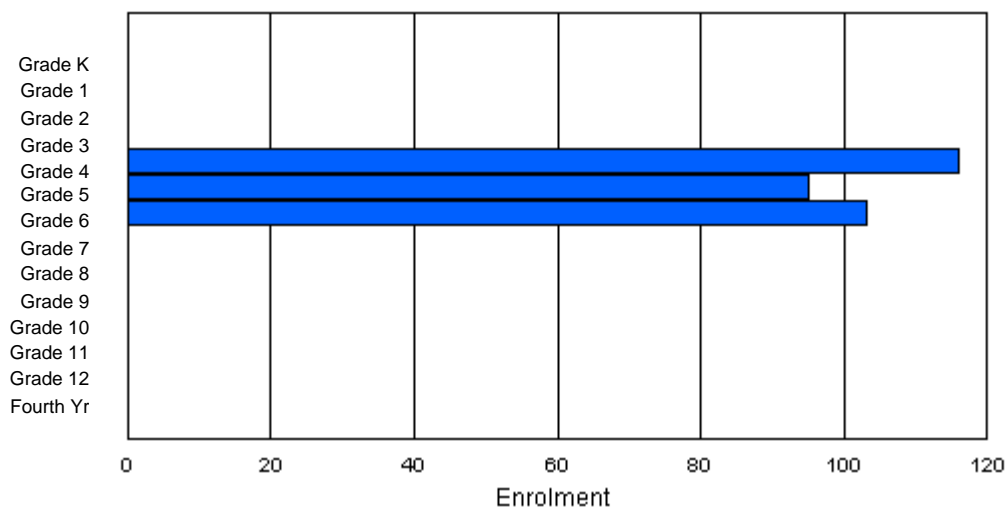
Gender	Age																Total
	5	6	7	8	9	10	11	12	13	14	15	16	17	18	19	20>	
Male	0	0	0	0	65	58	45	1	0	0	0	0	0	0	0	0	169
Female	0	0	0	0	49	39	55	2	0	0	0	0	0	0	0	0	145
Total	0	0	0	0	114	97	100	3	0	0	0	0	0	0	0	0	314

Enrolment By Grade and Gender

	<u>Grade</u>														
Gender	K	1	2	3	4	5	6	7	8	9	10	11	12	4th	Total
Male	0	0	0	0	67	56	46	0	0	0	0	0	0	0	169
Female	0	0	0	0	49	39	57	0	0	0	0	0	0	0	145
Total	0	0	0	0	116	95	103	0	0	0	0	0	0	0	314

Enrolment By Grade

For 143



* Data from the 2008-2009 AGR(Enrolment/Age as of the last day in Sept./Dec.)

** Newfoundland Statistics Classification System

*** May include itinerant teachers

District 3 - Nova Central

#144 - Sprucewood Academy, Grand Falls-Windsor

Grades: K-6

Number of Grades: 7

[FTE Teachers](#) *** : 23.8

Classification: Urban

Offers Distance Education: No

[School FTE PTR : 12.2](#)

[District FTE PTR : 11.8](#)

[Provincial FTE PTR : 12.3](#)

Enrolment By Age and Gender

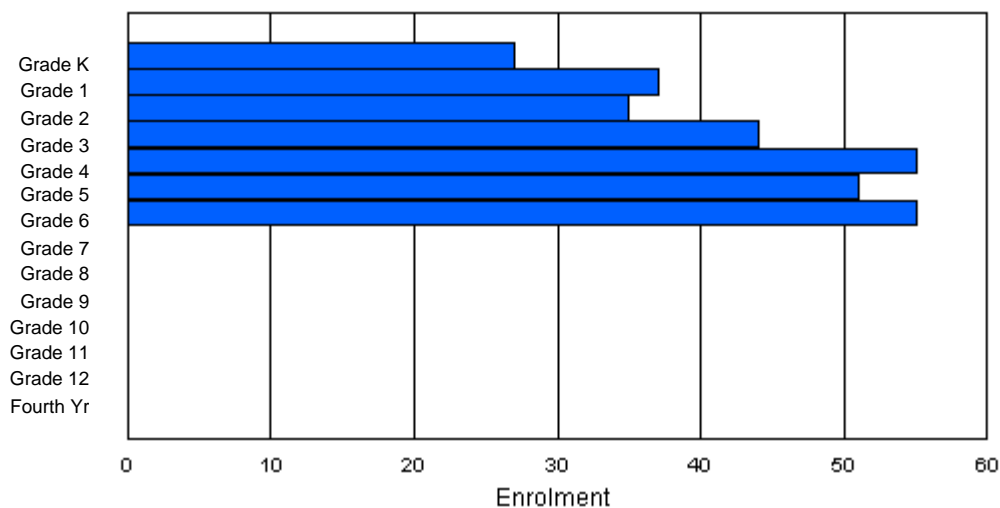
Gender	Age																	Total
	5	6	7	8	9	10	11	12	13	14	15	16	17	18	19	20>		
Male	17	15	15	25	20	27	30	2	0	0	0	0	0	0	0	0	151	
Female	11	21	20	19	32	28	20	2	0	0	0	0	0	0	0	0	153	
Total	28	36	35	44	52	55	50	4	0	0	0	0	0	0	0	0	304	

Enrolment By Grade and Gender

	<u>Grade</u>														
Gender	K	1	2	3	4	5	6	7	8	9	10	11	12	4th	Total
Male	16	16	16	24	22	25	32	0	0	0	0	0	0	0	151
Female	11	21	19	20	33	26	23	0	0	0	0	0	0	0	153
Total	27	37	35	44	55	51	55	0	0	0	0	0	0	0	304

Enrolment By Grade

For 144



* Data from the 2008-2009 AGR(Enrolment/Age as of the last day in Sept./Dec.)

** Newfoundland Statistics Classification System

*** May include itinerant teachers

District 3 - Nova Central

#149 - King Academy, Harbour Breton

Grades: 7-12

Number of Grades: 6

[FTE Teachers](#) *** : 12.5

Classification: Rural

Offers Distance Education: Yes

[School FTE PTR : 11.5](#)

[District FTE PTR : 11.8](#)

[Provincial FTE PTR : 12.3](#)

Enrolment By Age and Gender

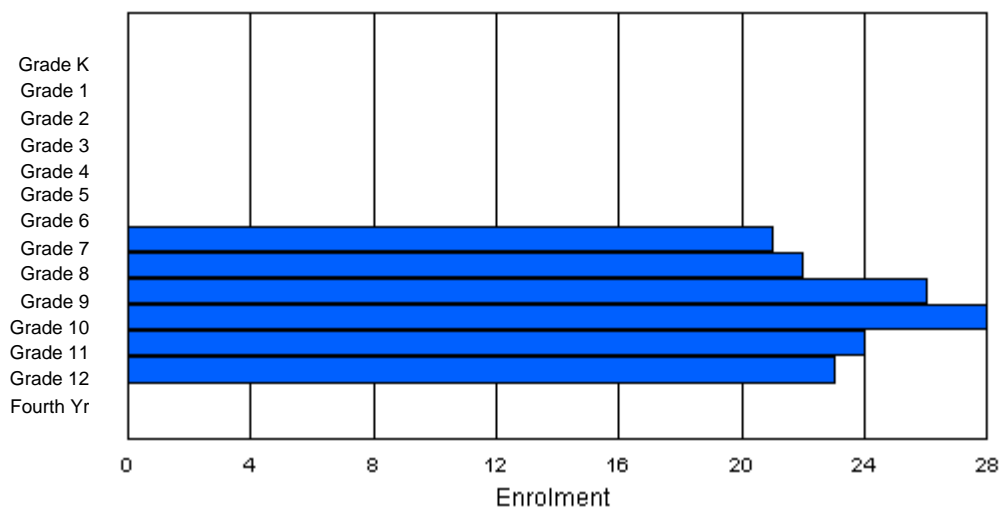
Gender	Age																	Total
	5	6	7	8	9	10	11	12	13	14	15	16	17	18	19	20>		
Male	0	0	0	0	0	0	0	11	11	14	19	11	11	1	0	0	78	
Female	0	0	0	0	0	0	0	9	12	10	11	13	9	1	1	0	66	
Total	0	0	0	0	0	0	0	20	23	24	30	24	20	2	1	0	144	

Enrolment By Grade and Gender

	<u>Grade</u>														
Gender	K	1	2	3	4	5	6	7	8	9	10	11	12	4th	Total
Male	0	0	0	0	0	0	0	12	10	14	19	11	12	0	78
Female	0	0	0	0	0	0	0	9	12	12	9	13	11	0	66
Total	0	0	0	0	0	0	0	21	22	26	28	24	23	0	144

Enrolment By Grade

For 149



* Data from the 2008-2009 AGR(Enrolment/Age as of the last day in Sept./Dec.)

** Newfoundland Statistics Classification System

*** May include itinerant teachers

District 3 - Nova Central

#150 - St. Joseph's Elementary, Harbour Breton

Grades: K-6

Number of Grades: 7

[FTE Teachers](#) *** : 12.0

Classification: Rural

Offers Distance Education: No

[School FTE PTR : 10.5](#)

[District FTE PTR : 11.8](#)

[Provincial FTE PTR : 12.3](#)

Enrolment By Age and Gender

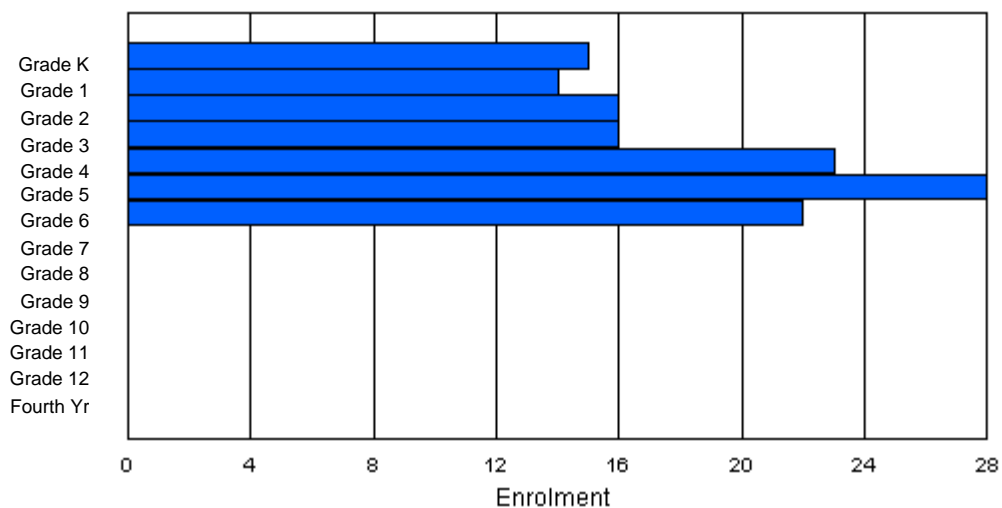
Gender	Age																	Total
	5	6	7	8	9	10	11	12	13	14	15	16	17	18	19	20>		
Male	8	5	10	10	10	13	16	0	0	0	0	0	0	0	0	0	72	
Female	7	9	5	7	13	14	7	0	0	0	0	0	0	0	0	0	62	
Total	15	14	15	17	23	27	23	0	0	0	0	0	0	0	0	0	134	

Enrolment By Grade and Gender

	<u>Grade</u>														
Gender	K	1	2	3	4	5	6	7	8	9	10	11	12	4th	Total
Male	8	5	11	9	10	14	15	0	0	0	0	0	0	0	72
Female	7	9	5	7	13	14	7	0	0	0	0	0	0	0	62
Total	15	14	16	16	23	28	22	0	0	0	0	0	0	0	134

Enrolment By Grade

For 150



* Data from the 2008-2009 AGR(Enrolment/Age as of the last day in Sept./Dec.)

** Newfoundland Statistics Classification System

*** May include itinerant teachers

District 3 - Nova Central

#151 - John Watkins Academy, Hermitage

Grades: K-12

Number of Grades: 13

[FTE Teachers](#) *** : 10.5

Classification: Rural

Offers Distance Education: Yes

[School FTE PTR : 7.9](#)

[District FTE PTR : 11.8](#)

[Provincial FTE PTR : 12.3](#)

Enrolment By Age and Gender

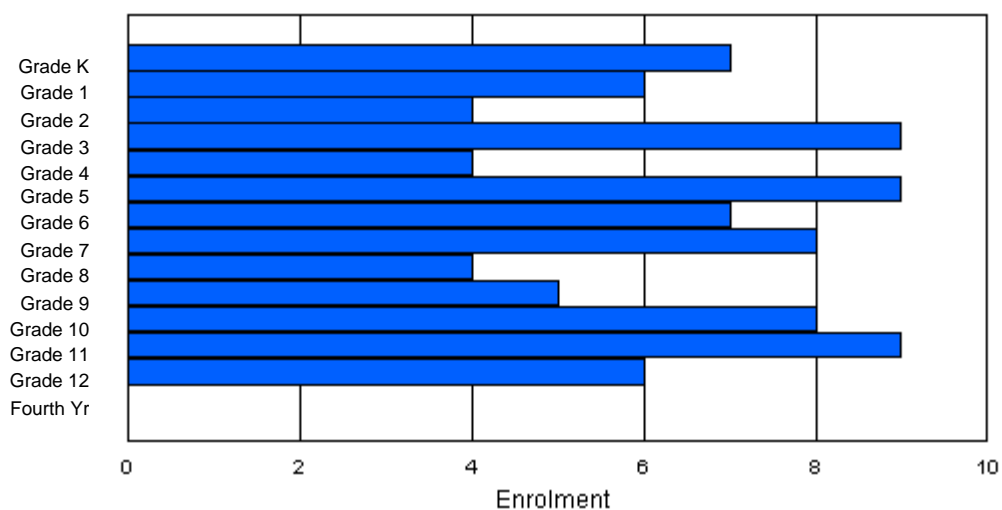
Gender	Age																	Total
	5	6	7	8	9	10	11	12	13	14	15	16	17	18	19	20>		
Male	2	2	2	5	2	3	3	4	2	3	3	5	5	0	0	0	41	
Female	5	4	2	4	2	6	4	4	2	2	5	4	1	0	0	0	45	
Total	7	6	4	9	4	9	7	8	4	5	8	9	6	0	0	0	86	

Enrolment By Grade and Gender

	<u>Grade</u>															
Gender	K	1	2	3	4	5	6	7	8	9	10	11	12	4th	Total	
Male	2	2	2	5	2	3	3	4	2	3	3	5	5	0	41	
Female	5	4	2	4	2	6	4	4	2	2	5	4	1	0	45	
Total	7	6	4	9	4	9	7	8	4	5	8	9	6	0	86	

Enrolment By Grade

For 151



* Data from the 2008-2009 AGR(Enrolment/Age as of the last day in Sept./Dec.)

** Newfoundland Statistics Classification System

*** May include itinerant teachers

District 3 - Nova Central

#152 - Valmont Academy, King's Point

Classification: Rural
Offers Distance Education: Yes

Grades: K-12

Number of Grades: 13

[School FTE PTR : 9.0](#)

[District FTE PTR : 11.8](#)

[Provincial FTE PTR : 12.3](#)

[FTE Teachers](#) *** : 14.8

Enrolment By Age and Gender

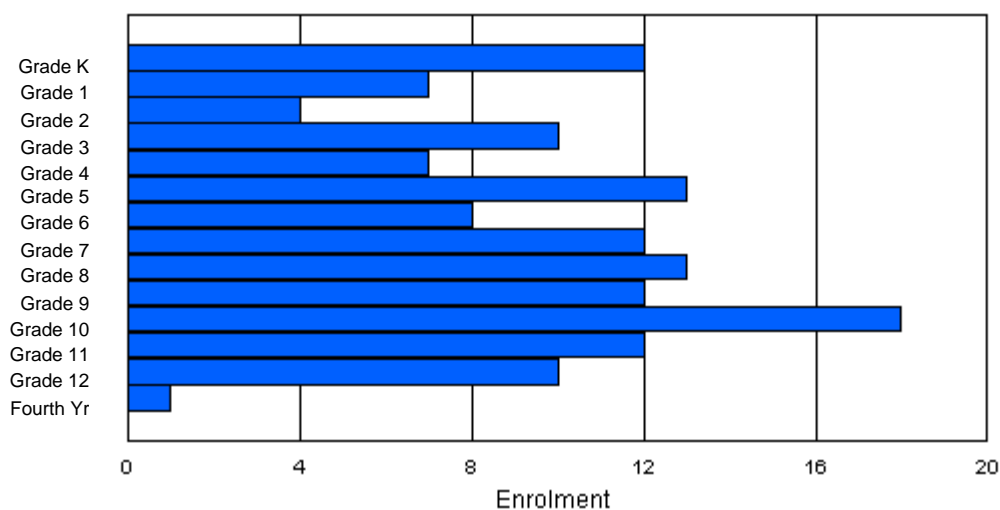
Gender	Age																	Total
	5	6	7	8	9	10	11	12	13	14	15	16	17	18	19	20>		
Male	5	2	1	3	2	7	3	8	9	4	8	11	6	0	0	0	69	
Female	7	5	3	7	5	5	6	4	4	6	8	5	4	1	0	0	70	
Total	12	7	4	10	7	12	9	12	13	10	16	16	10	1	0	0	139	

Enrolment By Grade and Gender

	<u>Grade</u>														
Gender	K	1	2	3	4	5	6	7	8	9	10	11	12	4th	Total
Male	5	2	1	3	2	8	2	8	9	5	11	6	7	0	69
Female	7	5	3	7	5	5	6	4	4	7	7	6	3	1	70
Total	12	7	4	10	7	13	8	12	13	12	18	12	10	1	139

Enrolment By Grade

For 152



* Data from the 2008-2009 AGR(Enrolment/Age as of the last day in Sept./Dec.)

** Newfoundland Statistics Classification System

*** May include itinerant teachers

District 3 - Nova Central

#153 - Cape John Collegiate, La Scie

Grades: 7-12

Number of Grades: 6

[FTE Teachers](#) *** : 12.0

Classification: Rural

Offers Distance Education: Yes

[School FTE PTR : 11.5](#)

[District FTE PTR : 11.8](#)

[Provincial FTE PTR : 12.3](#)

Enrolment By Age and Gender

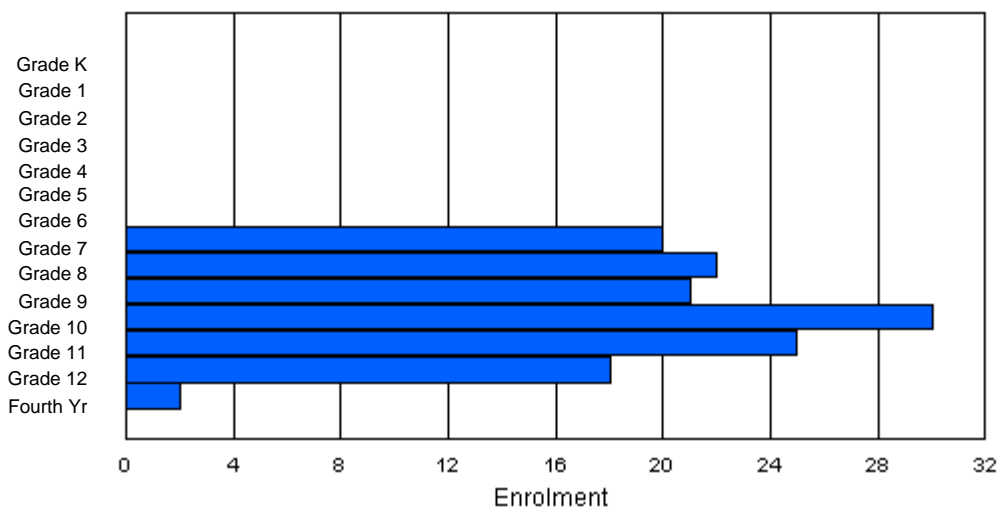
Gender	Age																	Total
	5	6	7	8	9	10	11	12	13	14	15	16	17	18	19	20>		
Male	0	0	0	0	0	0	0	10	9	8	15	15	10	0	0	0	67	
Female	0	0	0	0	0	0	0	11	12	13	13	11	9	0	1	1	71	
Total	0	0	0	0	0	0	0	21	21	21	28	26	19	0	1	1	138	

Enrolment By Grade and Gender

	<u>Grade</u>														
Gender	K	1	2	3	4	5	6	7	8	9	10	11	12	4th	Total
Male	0	0	0	0	0	0	0	9	10	8	16	15	9	0	67
Female	0	0	0	0	0	0	0	11	12	13	14	10	9	2	71
Total	0	0	0	0	0	0	0	20	22	21	30	25	18	2	138

Enrolment By Grade

For 153



* Data from the 2008-2009 AGR(Enrolment/Age as of the last day in Sept./Dec.)

** Newfoundland Statistics Classification System

*** May include itinerant teachers

District 3 - Nova Central

#154 - Hillside Elementary, La Scie

Grades: K-6

Number of Grades: 7

[FTE Teachers](#) *** : 9.0

Classification: Rural

Offers Distance Education: No

[School FTE PTR : 11.7](#)

[District FTE PTR : 11.8](#)

[Provincial FTE PTR : 12.3](#)

Enrolment By Age and Gender

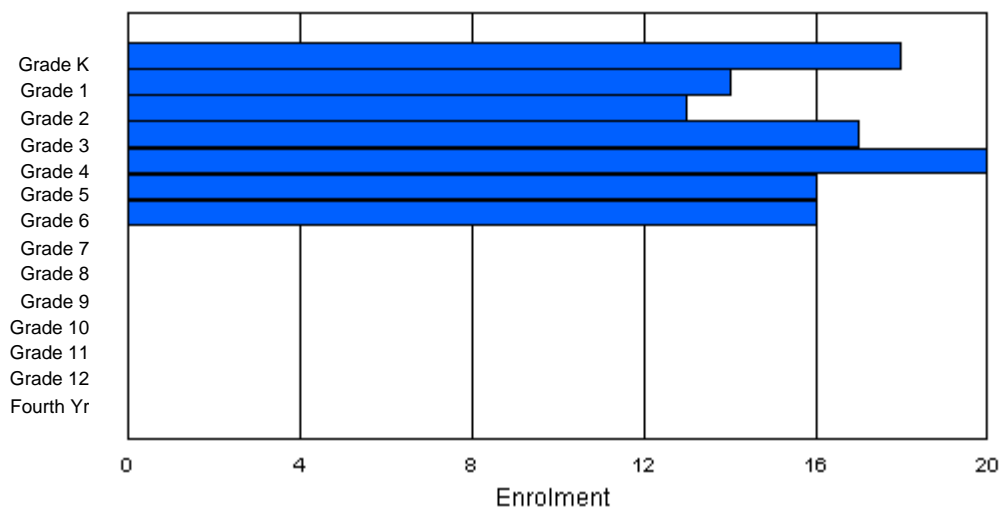
Gender	Age																	Total
	5	6	7	8	9	10	11	12	13	14	15	16	17	18	19	20>		
Male	11	7	5	7	8	8	10	0	0	0	0	0	0	0	0	0	56	
Female	7	7	10	8	12	8	6	0	0	0	0	0	0	0	0	0	58	
Total	18	14	15	15	20	16	16	0	0	0	0	0	0	0	0	0	114	

Enrolment By Grade and Gender

	<u>Grade</u>														
Gender	K	1	2	3	4	5	6	7	8	9	10	11	12	4th	Total
Male	11	7	3	9	8	8	10	0	0	0	0	0	0	0	56
Female	7	7	10	8	12	8	6	0	0	0	0	0	0	0	58
Total	18	14	13	17	20	16	16	0	0	0	0	0	0	0	114

Enrolment By Grade

For 154



* Data from the 2008-2009 AGR(Enrolment/Age as of the last day in Sept./Dec.)

** Newfoundland Statistics Classification System

*** May include itinerant teachers

District 3 - Nova Central

#155 - Leading Ticks Primary, Leading Ticks

Classification: Rural

Offers Distance Education: No

Grades: K-3

Number of Grades: 4

[School FTE PTR : 5.3](#)

[District FTE PTR : 11.8](#)

[Provincial FTE PTR : 12.3](#)

[FTE Teachers](#) *** : 2.0

Enrolment By Age and Gender

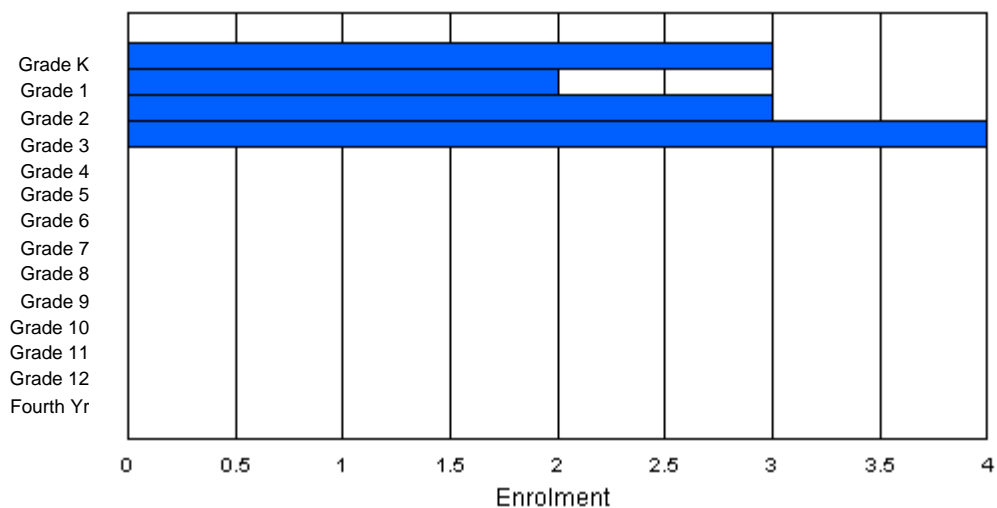
Gender	Age																	Total
	5	6	7	8	9	10	11	12	13	14	15	16	17	18	19	20>		
Male	2	1	3	1	0	0	0	0	0	0	0	0	0	0	0	0	7	
Female	1	1	0	3	0	0	0	0	0	0	0	0	0	0	0	0	5	
Total	3	2	3	4	0	0	0	0	0	0	0	0	0	0	0	0	12	

Enrolment By Grade and Gender

	<u>Grade</u>														
Gender	K	1	2	3	4	5	6	7	8	9	10	11	12	4th	Total
Male	2	1	3	1	0	0	0	0	0	0	0	0	0	0	7
Female	1	1	0	3	0	0	0	0	0	0	0	0	0	0	5
Total	3	2	3	4	0	0	0	0	0	0	0	0	0	0	12

Enrolment By Grade

For 155



* Data from the 2008-2009 AGR(Enrolment/Age as of the last day in Sept./Dec.)

** Newfoundland Statistics Classification System

*** May include itinerant teachers

District 3 - Nova Central

#156 - H.L. Strong Academy, Little Bay Islands

Classification: Rural
Offers Distance Education: Yes

Grades: 3,5-6,10-11

Number of Grades: 5

[School FTE PTR : 3.0](#)

[District FTE PTR : 11.8](#)

[Provincial FTE PTR : 12.3](#)

[FTE Teachers](#) *** : 2.0

Enrolment By Age and Gender

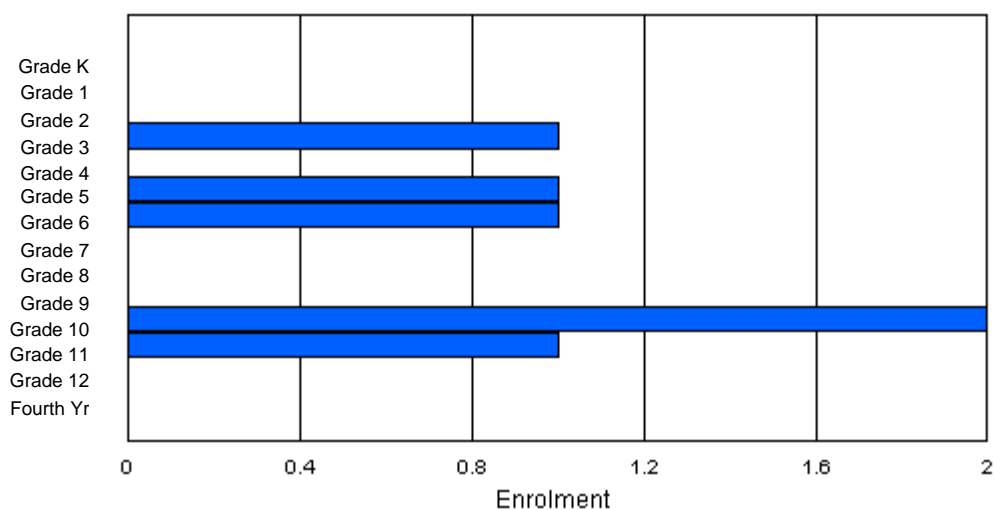
Gender	Age																	Total
	5	6	7	8	9	10	11	12	13	14	15	16	17	18	19	20>		
Male	0	0	0	1	0	1	0	0	0	0	0	1	0	0	0	0	3	
Female	0	0	0	0	0	0	1	0	0	0	2	0	0	0	0	0	3	
Total	0	0	0	1	0	1	1	0	0	0	2	1	0	0	0	0	6	

Enrolment By Grade and Gender

	<u>Grade</u>														
Gender	K	1	2	3	4	5	6	7	8	9	10	11	12	4th	Total
Male	0	0	0	1	0	1	0	0	0	0	0	1	0	0	3
Female	0	0	0	0	0	0	1	0	0	0	2	0	0	0	3
Total	0	0	0	1	0	1	1	0	0	0	2	1	0	0	6

Enrolment By Grade

For 156



* Data from the 2008-2009 AGR(Enrolment/Age as of the last day in Sept./Dec.)

** Newfoundland Statistics Classification System

*** May include itinerant teachers

District 3 - Nova Central

#157 - St. Peter's AG, McCallum

Grades: 3,5-9,11-12

Number of Grades: 8

FTE Teachers *** : 2.5

Classification: Rural

Offers Distance Education: Yes

[School FTE PTR : 3.6](#)

[District FTE PTR : 11.8](#)

[Provincial FTE PTR : 12.3](#)

Enrolment By Age and Gender

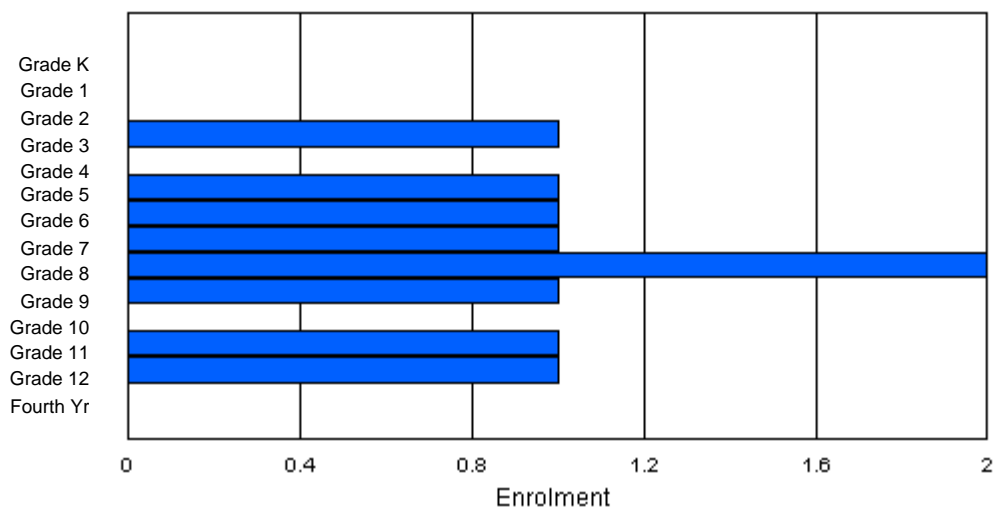
Gender	Age																	Total
	5	6	7	8	9	10	11	12	13	14	15	16	17	18	19	20>		
Male	0	0	0	0	0	1	1	1	1	0	0	0	1	0	0	0	5	
Female	0	0	0	1	0	0	0	0	1	1	0	1	0	0	0	0	4	
Total	0	0	0	1	0	1	1	1	2	1	0	1	1	0	0	0	9	

Enrolment By Grade and Gender

	<u>Grade</u>														
Gender	K	1	2	3	4	5	6	7	8	9	10	11	12	4th	Total
Male	0	0	0	0	0	1	1	1	1	0	0	0	1	0	5
Female	0	0	0	1	0	0	0	0	1	1	0	1	0	0	4
Total	0	0	0	1	0	1	1	1	2	1	0	1	1	0	9

Enrolment By Grade

For 157



* Data from the 2008-2009 AGR(Enrolment/Age as of the last day in Sept./Dec.)

** Newfoundland Statistics Classification System

*** May include itinerant teachers

District 3 - Nova Central

#158 - MSB Regional Academy, Middle Arm

Classification: Rural
Offers Distance Education: Yes

Grades: K-12

Number of Grades: 13

[School FTE PTR : 9.2](#)

[District FTE PTR : 11.8](#)

[Provincial FTE PTR : 12.3](#)

[FTE Teachers](#) *** : 20.0

Enrolment By Age and Gender

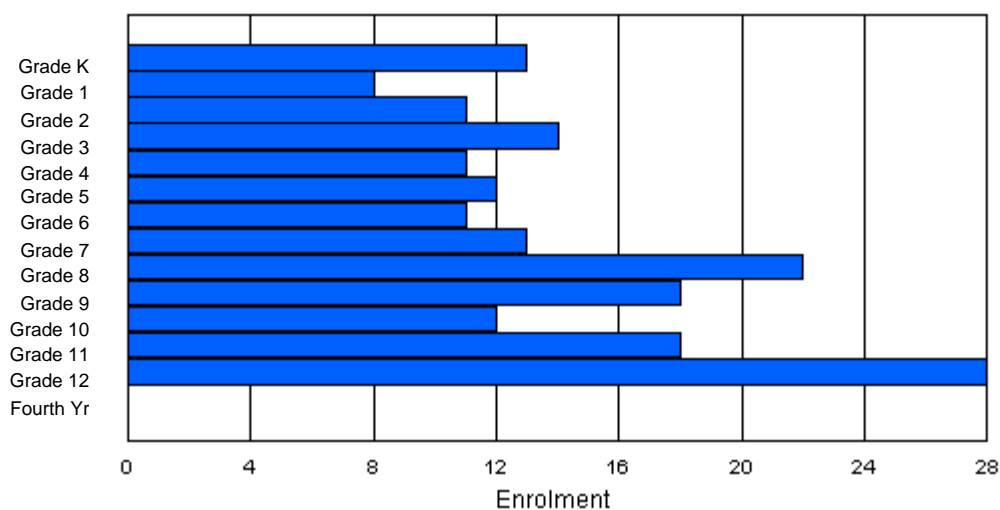
Gender	Age																Total
	5	6	7	8	9	10	11	12	13	14	15	16	17	18	19	20>	
Male	3	5	5	6	6	6	6	5	8	9	5	12	13	1	1	0	91
Female	10	3	6	8	4	7	5	8	14	8	5	6	15	1	0	0	100
Total	13	8	11	14	10	13	11	13	22	17	10	18	28	2	1	0	191

Enrolment By Grade and Gender

Gender	Grade														Total
	K	1	2	3	4	5	6	7	8	9	10	11	12	4th	
Male	3	5	5	6	6	6	6	5	8	10	7	12	12	0	91
Female	10	3	6	8	5	6	5	8	14	8	5	6	16	0	100
Total	13	8	11	14	11	12	11	13	22	18	12	18	28	0	191

Enrolment By Grade

For 158



* Data from the 2008-2009 AGR(Enrolment/Age as of the last day in Sept./Dec.)

** Newfoundland Statistics Classification System

*** May include itinerant teachers

District 3 - Nova Central

#160 - Bayview Primary, Nipper's Harbour

Grades: K-3

Number of Grades: 4

[FTE Teachers](#) *** : 1.0

Classification: Rural

Offers Distance Education: No

[School FTE PTR : 6.5](#)

[District FTE PTR : 11.8](#)

[Provincial FTE PTR : 12.3](#)

Enrolment By Age and Gender

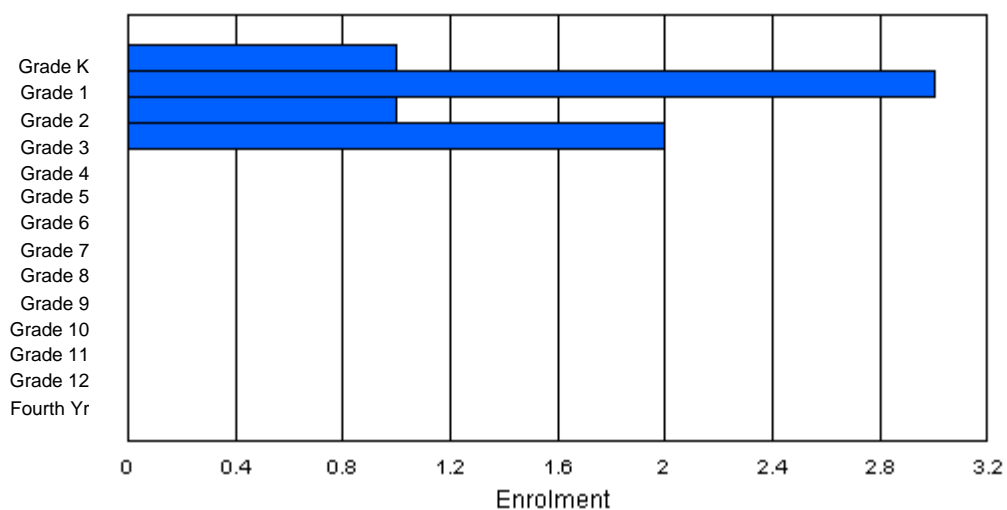
Gender	Age																	Total
	5	6	7	8	9	10	11	12	13	14	15	16	17	18	19	20>		
Male	1	2	0	0	0	0	0	0	0	0	0	0	0	0	0	0	3	
Female	0	1	1	1	1	0	0	0	0	0	0	0	0	0	0	0	4	
Total	1	3	1	1	1	0	0	0	0	0	0	0	0	0	0	0	7	

Enrolment By Grade and Gender

	<u>Grade</u>															
Gender	K	1	2	3	4	5	6	7	8	9	10	11	12	4th	Total	
Male	1	2	0	0	0	0	0	0	0	0	0	0	0	0	3	
Female	0	1	1	2	0	0	0	0	0	0	0	0	0	0	4	
Total	1	3	1	2	0	0	0	0	0	0	0	0	0	0	7	

Enrolment By Grade

For 160



* Data from the 2008-2009 AGR(Enrolment/Age as of the last day in Sept./Dec.)

** Newfoundland Statistics Classification System

*** May include itinerant teachers

District 3 - Nova Central

#162 - Dorset Collegiate, Pilley's Island

Grades: 7-12

Number of Grades: 6

Classification: Rural

Offers Distance Education: Yes

[School FTE PTR : 13.4](#)

[District FTE PTR : 11.8](#)

[Provincial FTE PTR : 12.3](#)

[FTE Teachers](#) *** : 13.0

Enrolment By Age and Gender

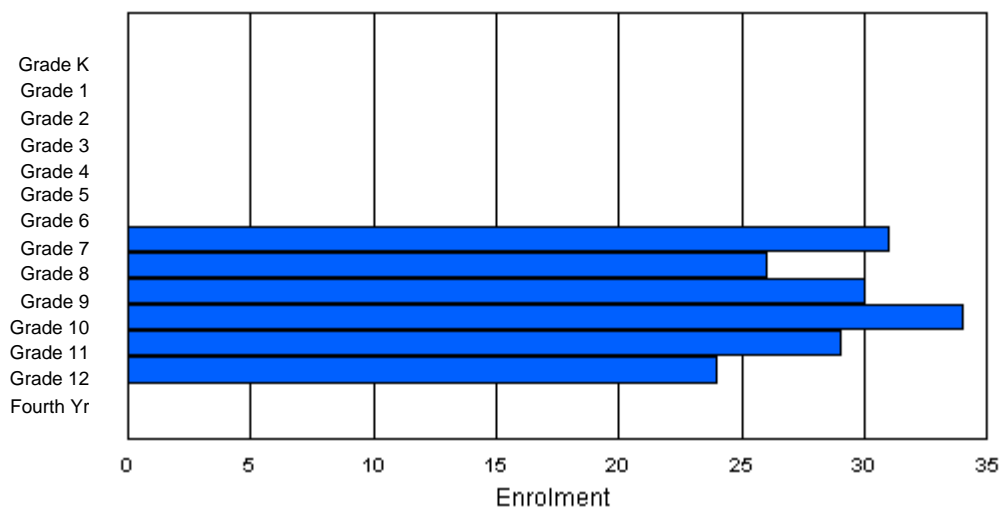
Gender	Age																	Total
	5	6	7	8	9	10	11	12	13	14	15	16	17	18	19	20>		
Male	0	0	0	0	0	0	0	17	9	17	12	19	14	3	0	0	91	
Female	0	0	0	0	0	0	0	14	16	10	17	12	13	1	0	0	83	
Total	0	0	0	0	0	0	0	31	25	27	29	31	27	4	0	0	174	

Enrolment By Grade and Gender

	<u>Grade</u>														
Gender	K	1	2	3	4	5	6	7	8	9	10	11	12	4th	Total
Male	0	0	0	0	0	0	0	17	10	19	16	16	13	0	91
Female	0	0	0	0	0	0	0	14	16	11	18	13	11	0	83
Total	0	0	0	0	0	0	0	31	26	30	34	29	24	0	174

Enrolment By Grade

For 162



* Data from the 2008-2009 AGR(Enrolment/Age as of the last day in Sept./Dec.)

** Newfoundland Statistics Classification System

*** May include itinerant teachers

District 3 - Nova Central

#163 - Point Leamington Academy, Point Leamington

Grades: K-12

Number of Grades: 13

[FTE Teachers](#) *** : 12.0

Classification: Rural

Offers Distance Education: Yes

[School FTE PTR : 9.4](#)

[District FTE PTR : 11.8](#)

[Provincial FTE PTR : 12.3](#)

Enrolment By Age and Gender

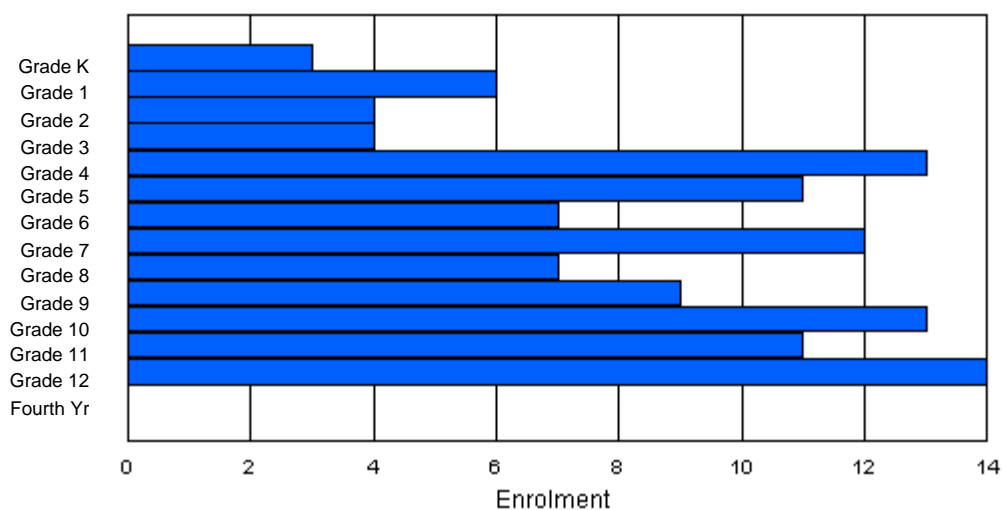
Gender	Age																	Total
	5	6	7	8	9	10	11	12	13	14	15	16	17	18	19	20>		
Male	3	4	3	2	8	5	1	5	4	6	7	6	7	0	0	0	61	
Female	0	2	1	2	5	5	7	7	3	3	5	6	7	0	0	0	53	
Total	3	6	4	4	13	10	8	12	7	9	12	12	14	0	0	0	114	

Enrolment By Grade and Gender

	<u>Grade</u>														
Gender	K	1	2	3	4	5	6	7	8	9	10	11	12	4th	Total
Male	3	4	3	2	8	5	1	5	4	6	8	5	7	0	61
Female	0	2	1	2	5	6	6	7	3	3	5	6	7	0	53
Total	3	6	4	4	13	11	7	12	7	9	13	11	14	0	114

Enrolment By Grade

For 163



* Data from the 2008-2009 AGR(Enrolment/Age as of the last day in Sept./Dec.)

** Newfoundland Statistics Classification System

*** May include itinerant teachers

District 3 - Nova Central

#165 - St. Stephen's AG, Rencontre East

Grades: 1,3-4,6-9,11-12 Number of Grades: 9

FTE Teachers *** : 5.0

Classification: Rural
Offers Distance Education: Yes

[School FTE PTR : 4.0](#)
[District FTE PTR : 11.8](#)
[Provincial FTE PTR : 12.3](#)

Enrolment By Age and Gender

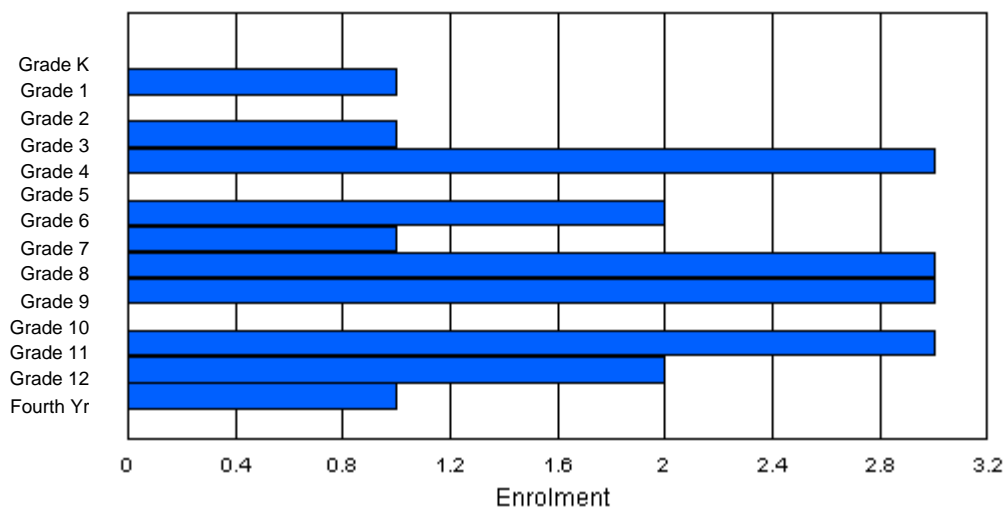
Gender	Age																	Total
	5	6	7	8	9	10	11	12	13	14	15	16	17	18	19	20>		
Male	0	0	0	1	2	0	1	1	1	3	0	1	1	1	0	0	12	
Female	0	1	0	0	1	0	1	0	2	0	0	2	1	0	0	0	8	
Total	0	1	0	1	3	0	2	1	3	3	0	3	2	1	0	0	20	

Enrolment By Grade and Gender

	<u>Grade</u>														
Gender	K	1	2	3	4	5	6	7	8	9	10	11	12	4th	Total
Male	0	0	0	1	2	0	1	1	1	3	0	1	1	1	12
Female	0	1	0	0	1	0	1	0	2	0	0	2	1	0	8
Total	0	1	0	1	3	0	2	1	3	3	0	3	2	1	20

Enrolment By Grade

For 165



* Data from the 2008-2009 AGR(Enrolment/Age as of the last day in Sept./Dec.)

** Newfoundland Statistics Classification System

*** May include itinerant teachers

District 3 - Nova Central

#167 - Green Bay South Academy, Robert's Arm

Grades: K-6

Number of Grades: 7

[FTE Teachers](#) *** : 13.0

Classification: Rural

Offers Distance Education: No

[School FTE PTR : 11.2](#)

[District FTE PTR : 11.8](#)

[Provincial FTE PTR : 12.3](#)

Enrolment By Age and Gender

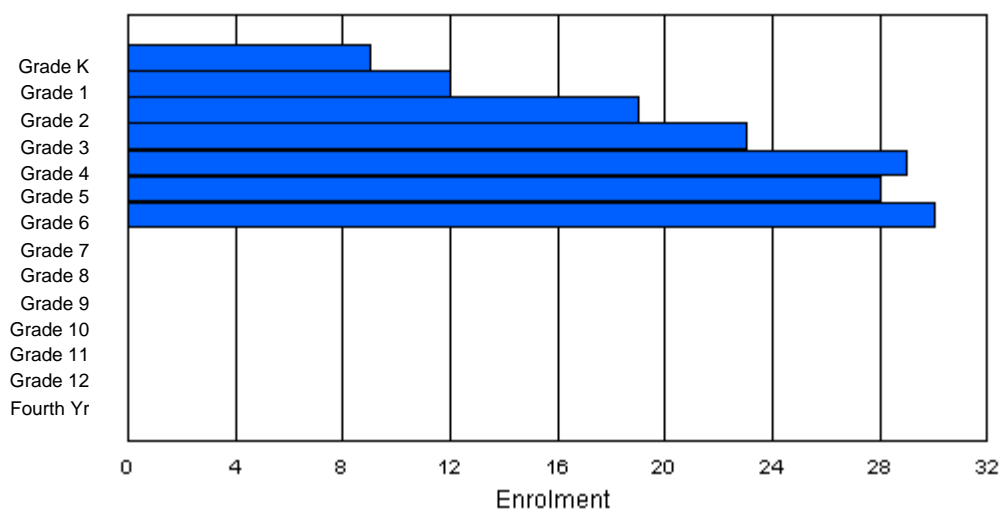
Gender	Age																	Total
	5	6	7	8	9	10	11	12	13	14	15	16	17	18	19	20>		
Male	7	8	13	9	18	12	15	1	0	0	0	0	0	0	0	0	83	
Female	2	4	6	13	11	16	15	0	0	0	0	0	0	0	0	0	67	
Total	9	12	19	22	29	28	30	1	0	0	0	0	0	0	0	0	150	

Enrolment By Grade and Gender

	<u>Grade</u>															
Gender	K	1	2	3	4	5	6	7	8	9	10	11	12	4th	Total	
Male	7	8	13	10	17	13	15	0	0	0	0	0	0	0	83	
Female	2	4	6	13	12	15	15	0	0	0	0	0	0	0	67	
Total	9	12	19	23	29	28	30	0	0	0	0	0	0	0	150	

Enrolment By Grade

For 167



* Data from the 2008-2009 AGR(Enrolment/Age as of the last day in Sept./Dec.)

** Newfoundland Statistics Classification System

*** May include itinerant teachers

District 3 - Nova Central

#171 - Indian River High School, Springdale

Grades: 7-12

Number of Grades: 6

[FTE Teachers](#) *** : 20.0

Classification: Rural

Offers Distance Education: No

[School FTE PTR : 14.3](#)

[District FTE PTR : 11.8](#)

[Provincial FTE PTR : 12.3](#)

Enrolment By Age and Gender

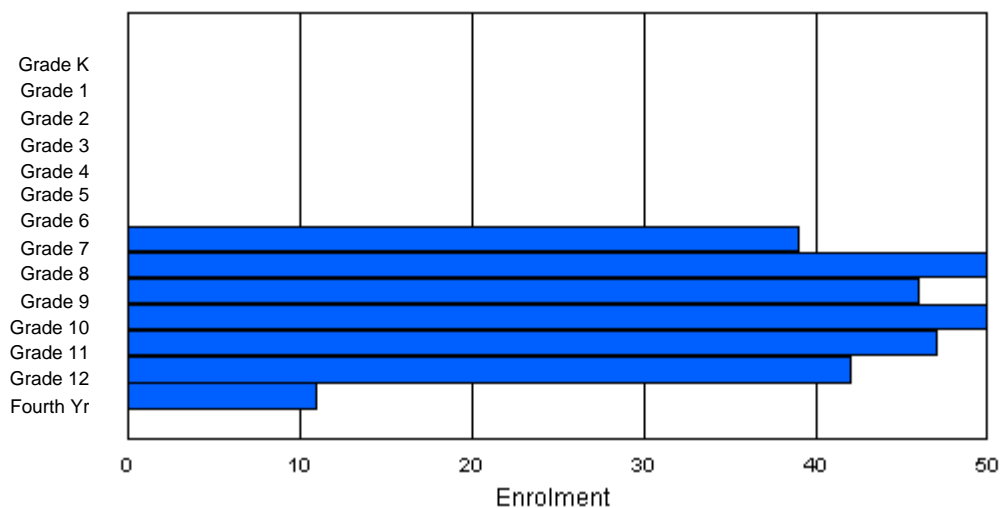
Gender	Age																	Total
	5	6	7	8	9	10	11	12	13	14	15	16	17	18	19	20>		
Male	0	0	0	0	0	0	0	14	22	21	21	26	24	5	3	3	139	
Female	0	0	0	0	0	0	0	24	25	27	28	17	17	8	0	0	146	
Total	0	0	0	0	0	0	0	38	47	48	49	43	41	13	3	3	285	

Enrolment By Grade and Gender

	<u>Grade</u>														
Gender	K	1	2	3	4	5	6	7	8	9	10	11	12	4th	Total
Male	0	0	0	0	0	0	0	15	22	22	22	28	23	7	139
Female	0	0	0	0	0	0	0	24	28	24	28	19	19	4	146
Total	0	0	0	0	0	0	0	39	50	46	50	47	42	11	285

Enrolment By Grade

For 171



* Data from the 2008-2009 AGR(Enrolment/Age as of the last day in Sept./Dec.)

** Newfoundland Statistics Classification System

*** May include itinerant teachers

District 3 - Nova Central

#172 - Brian Peckford Primary, Triton

Grades: K-3

Number of Grades: 4

[FTE Teachers](#) *** : 5.5

Classification: Rural

Offers Distance Education: No

[School FTE PTR : 7.6](#)

[District FTE PTR : 11.8](#)

[Provincial FTE PTR : 12.3](#)

Enrolment By Age and Gender

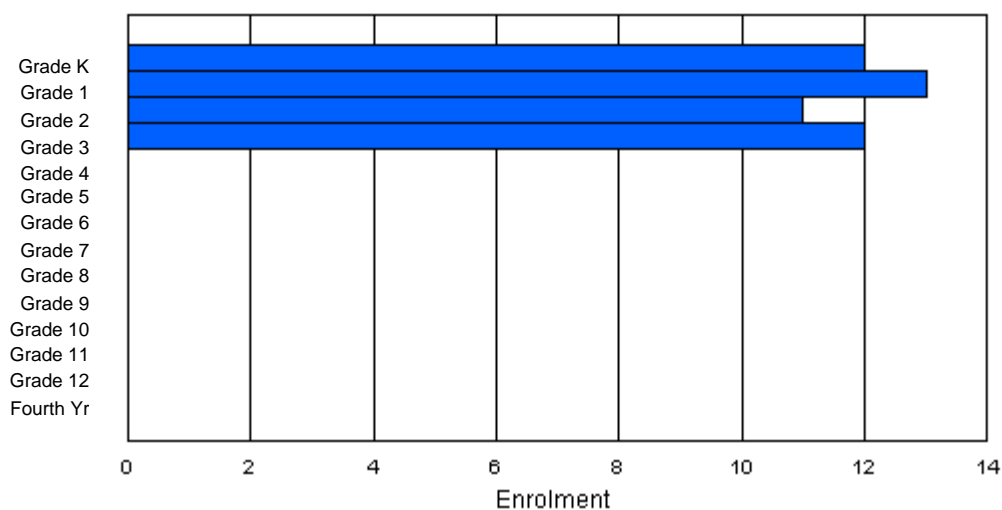
Gender	Age																	Total
	5	6	7	8	9	10	11	12	13	14	15	16	17	18	19	20>		
Male	6	10	6	7	1	0	0	0	0	0	0	0	0	0	0	0	30	
Female	6	3	5	3	1	0	0	0	0	0	0	0	0	0	0	0	18	
Total	12	13	11	10	2	0	0	0	0	0	0	0	0	0	0	0	48	

Enrolment By Grade and Gender

	<u>Grade</u>														
Gender	K	1	2	3	4	5	6	7	8	9	10	11	12	4th	Total
Male	6	10	6	8	0	0	0	0	0	0	0	0	0	0	30
Female	6	3	5	4	0	0	0	0	0	0	0	0	0	0	18
Total	12	13	11	12	0	0	0	0	0	0	0	0	0	0	48

Enrolment By Grade

For 172



* Data from the 2008-2009 AGR(Enrolment/Age as of the last day in Sept./Dec.)

** Newfoundland Statistics Classification System

*** May include itinerant teachers

District 3 - Nova Central

#174 - St. Peter's Academy, Westport

Classification: Rural
Offers Distance Education: Yes

Grades: K-10,12

Number of Grades: 12

[School FTE PTR : 6.9](#)

[District FTE PTR : 11.8](#)

[Provincial FTE PTR : 12.3](#)

[FTE Teachers](#) *** : 6.0

Enrolment By Age and Gender

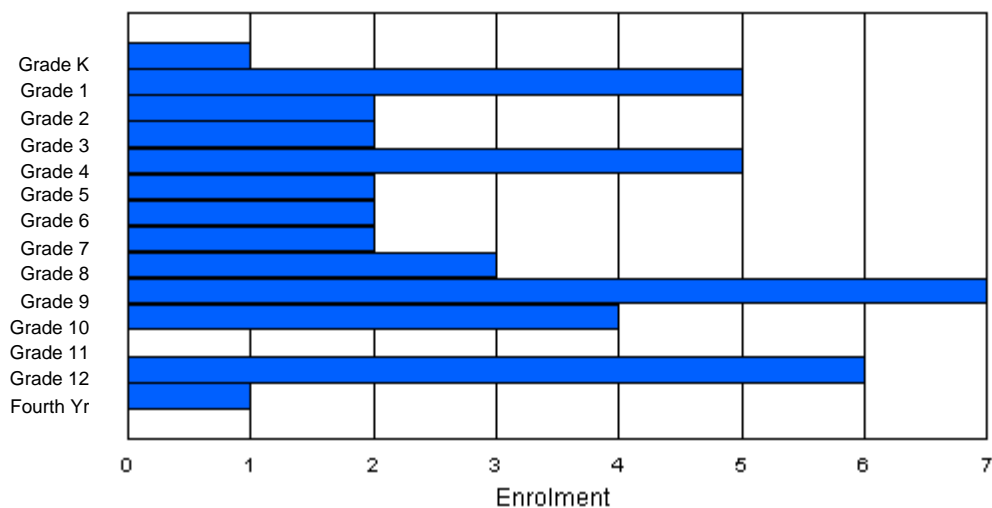
Gender	Age																	Total
	5	6	7	8	9	10	11	12	13	14	15	16	17	18	19	20>		
Male	0	2	0	0	3	0	1	1	2	2	1	0	2	0	0	0	14	
Female	1	3	2	2	2	2	0	2	1	5	2	1	4	0	1	0	28	
Total	1	5	2	2	5	2	1	3	3	7	3	1	6	0	1	0	42	

Enrolment By Grade and Gender

	<u>Grade</u>														
Gender	K	1	2	3	4	5	6	7	8	9	10	11	12	4th	Total
Male	0	2	0	0	3	0	2	0	2	2	1	0	2	0	14
Female	1	3	2	2	2	2	0	2	1	5	3	0	4	1	28
Total	1	5	2	2	5	2	2	2	3	7	4	0	6	1	42

Enrolment By Grade

For 174



* Data from the 2008-2009 AGR(Enrolment/Age as of the last day in Sept./Dec.)

** Newfoundland Statistics Classification System

*** May include itinerant teachers

District 3 - Nova Central

#177 - Greenwood Academy, Campbellton

Grades: K-9

Number of Grades: 10

Classification: Rural

Offers Distance Education: No

[School FTE PTR : 12.4](#)

[District FTE PTR : 11.8](#)

[Provincial FTE PTR : 12.3](#)

[FTE Teachers](#) *** : 14.0

Enrolment By Age and Gender

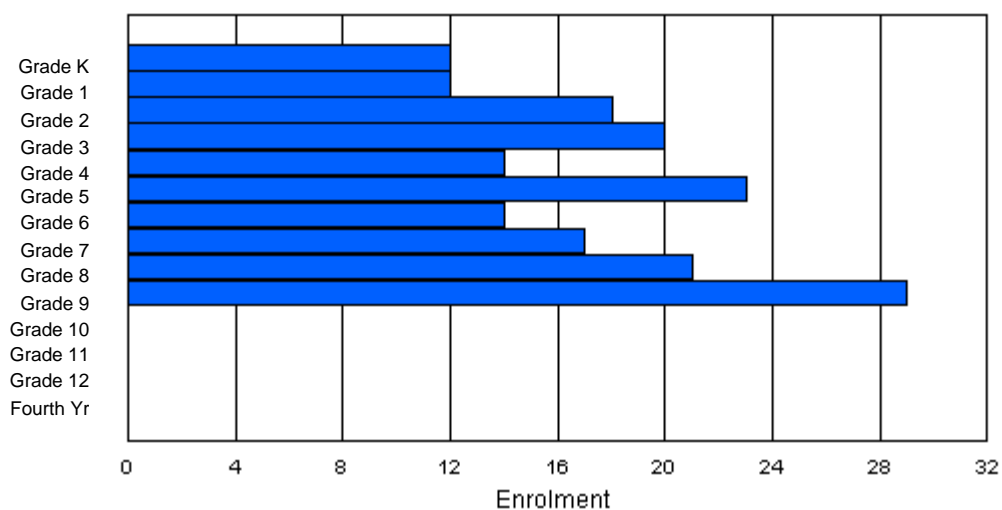
Gender	Age																	Total
	5	6	7	8	9	10	11	12	13	14	15	16	17	18	19	20>		
Male	5	5	10	14	3	11	1	9	14	20	0	0	0	0	0	0	92	
Female	7	7	8	5	11	13	13	8	6	9	1	0	0	0	0	0	88	
Total	12	12	18	19	14	24	14	17	20	29	1	0	0	0	0	0	180	

Enrolment By Grade and Gender

	<u>Grade</u>														
Gender	K	1	2	3	4	5	6	7	8	9	10	11	12	4th	Total
Male	5	5	10	14	4	10	1	9	14	20	0	0	0	0	92
Female	7	7	8	6	10	13	13	8	7	9	0	0	0	0	88
Total	12	12	18	20	14	23	14	17	21	29	0	0	0	0	180

Enrolment By Grade

For 177



* Data from the 2008-2009 AGR(Enrolment/Age as of the last day in Sept./Dec.)

** Newfoundland Statistics Classification System

*** May include itinerant teachers

District 3 - Nova Central

#178 - Phoenix Academy, Carmanville

Classification: Rural
Offers Distance Education: Yes

Grades: K-12

Number of Grades: 13

[School FTE PTR : 12.0](#)

[District FTE PTR : 11.8](#)

[Provincial FTE PTR : 12.3](#)

[FTE Teachers](#) *** : 21.5

Enrolment By Age and Gender

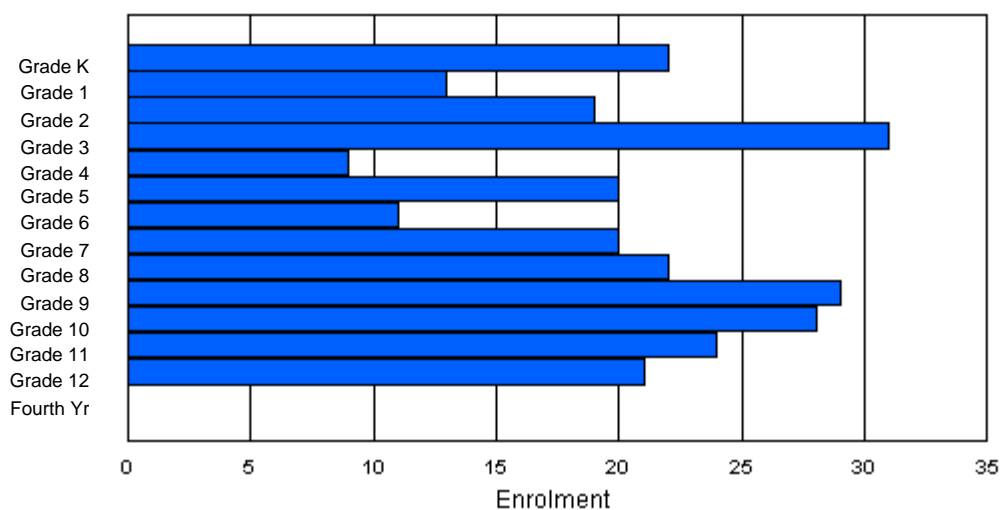
Gender	Age																Total
	5	6	7	8	9	10	11	12	13	14	15	16	17	18	19	20>	
Male	10	7	10	11	4	12	6	10	15	12	7	13	12	2	0	0	131
Female	12	6	8	18	7	8	6	8	9	17	19	10	9	1	0	0	138
Total	22	13	18	29	11	20	12	18	24	29	26	23	21	3	0	0	269

Enrolment By Grade and Gender

Gender	Grade														Total
	K	1	2	3	4	5	6	7	8	9	10	11	12	4th	
Male	10	7	11	11	3	12	6	12	13	12	8	13	13	0	131
Female	12	6	8	20	6	8	5	8	9	17	20	11	8	0	138
Total	22	13	19	31	9	20	11	20	22	29	28	24	21	0	269

Enrolment By Grade

For 178



* Data from the 2008-2009 AGR(Enrolment/Age as of the last day in Sept./Dec.)

** Newfoundland Statistics Classification System

*** May include itinerant teachers

District 3 - Nova Central

#179 - Centreville Academy, Centreville-Wareham

Classification: Rural
Offers Distance Education: No

Grades: K-8

Number of Grades: 9

[School FTE PTR : 8.3](#)

[District FTE PTR : 11.8](#)

[Provincial FTE PTR : 12.3](#)

[FTE Teachers](#) *** : 11.8

Enrolment By Age and Gender

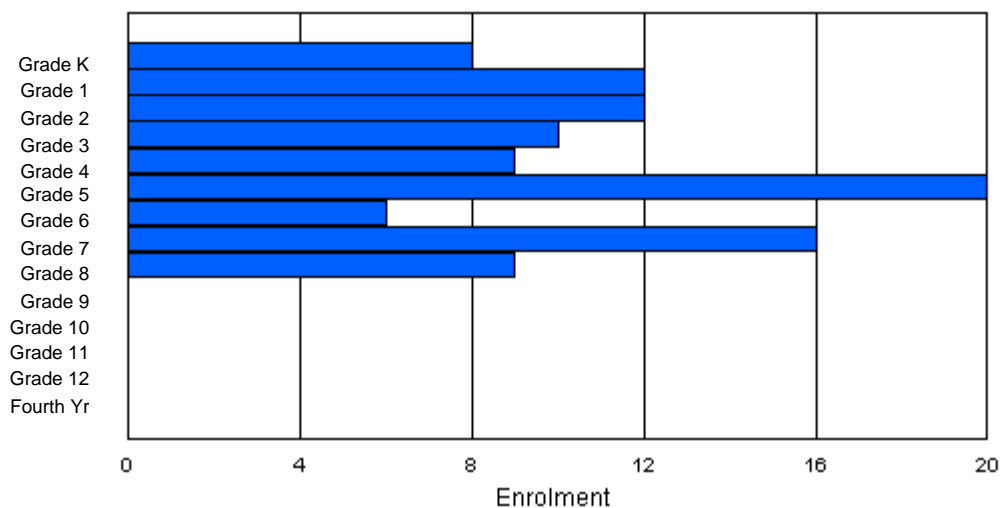
Gender	Age																	Total
	5	6	7	8	9	10	11	12	13	14	15	16	17	18	19	20>		
Male	5	5	8	6	4	8	6	11	3	0	0	0	1	0	0	0	57	
Female	3	7	4	4	5	12	0	6	4	0	0	0	0	0	0	0	45	
Total	8	12	12	10	9	20	6	17	7	0	0	0	1	0	0	0	102	

Enrolment By Grade and Gender

	<u>Grade</u>															
Gender	K	1	2	3	4	5	6	7	8	9	10	11	12	4th	Total	
Male	5	5	8	6	4	8	6	10	5	0	0	0	0	0	57	
Female	3	7	4	4	5	12	0	6	4	0	0	0	0	0	45	
Total	8	12	12	10	9	20	6	16	9	0	0	0	0	0	102	

Enrolment By Grade

For 179



* Data from the 2008-2009 AGR(Enrolment/Age as of the last day in Sept./Dec.)

** Newfoundland Statistics Classification System

*** May include itinerant teachers

District 3 - Nova Central

#180 - A. R. Scammell Academy, Change Islands

Grades: K-12

Number of Grades: 13

[FTE Teachers](#) *** : 5.5

Classification: Rural

Offers Distance Education: Yes

[School FTE PTR : 5.0](#)

[District FTE PTR : 11.8](#)

[Provincial FTE PTR : 12.3](#)

Enrolment By Age and Gender

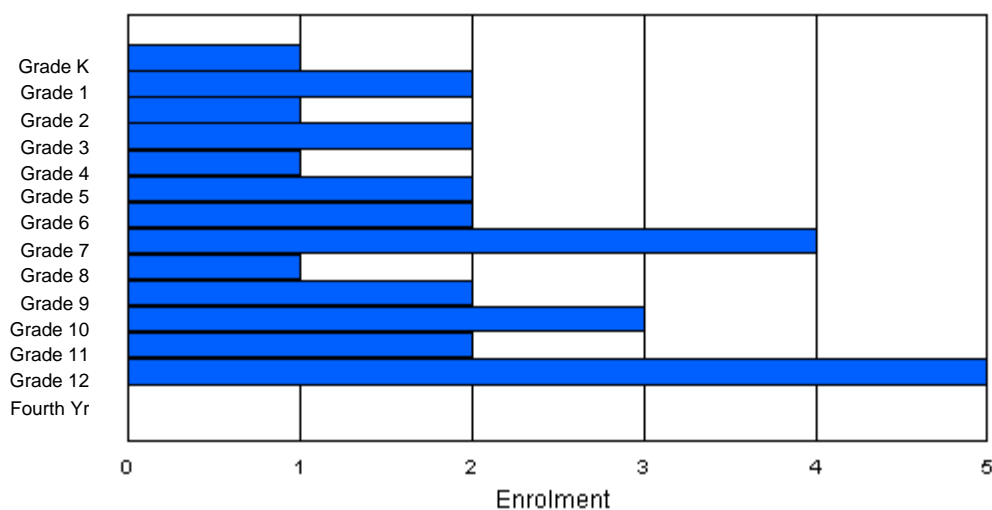
Gender	Age																	Total
	5	6	7	8	9	10	11	12	13	14	15	16	17	18	19	20>		
Male	0	1	1	0	0	0	0	2	1	1	0	1	4	0	0	0	11	
Female	1	1	0	2	1	2	2	2	0	1	2	2	1	0	0	0	17	
Total	1	2	1	2	1	2	2	4	1	2	2	3	5	0	0	0	28	

Enrolment By Grade and Gender

	<u>Grade</u>														
Gender	K	1	2	3	4	5	6	7	8	9	10	11	12	4th	Total
Male	0	1	1	0	0	0	0	2	1	1	1	0	4	0	11
Female	1	1	0	2	1	2	2	2	0	1	2	2	1	0	17
Total	1	2	1	2	1	2	2	4	1	2	3	2	5	0	28

Enrolment By Grade

For 180



* Data from the 2008-2009 AGR(Enrolment/Age as of the last day in Sept./Dec.)

** Newfoundland Statistics Classification System

*** May include itinerant teachers

District 3 - Nova Central

#182 - Charlottetown Primary, Charlottetown, B.B.

Grades: K-3

Number of Grades: 4

Classification: Rural

Offers Distance Education: No

[School FTE PTR : 7.0](#)

[District FTE PTR : 11.8](#)

[Provincial FTE PTR : 12.3](#)

[FTE Teachers](#) *** : 2.0

Enrolment By Age and Gender

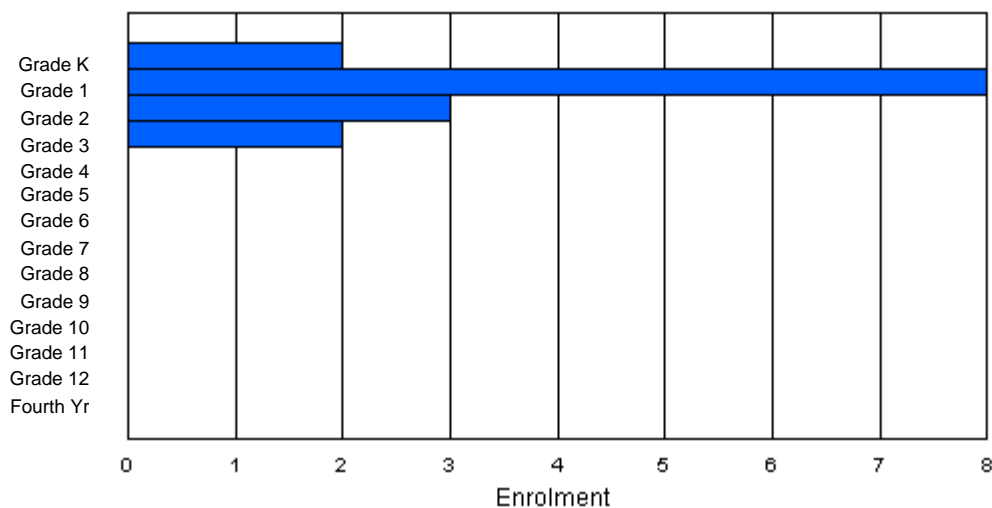
Gender	Age																	Total
	5	6	7	8	9	10	11	12	13	14	15	16	17	18	19	20>		
Male	2	4	1	2	0	0	0	0	0	0	0	0	0	0	0	0	9	
Female	0	4	2	0	0	0	0	0	0	0	0	0	0	0	0	0	6	
Total	2	8	3	2	0	0	0	0	0	0	0	0	0	0	0	0	15	

Enrolment By Grade and Gender

	<u>Grade</u>														
Gender	K	1	2	3	4	5	6	7	8	9	10	11	12	4th	Total
Male	2	4	1	2	0	0	0	0	0	0	0	0	0	0	9
Female	0	4	2	0	0	0	0	0	0	0	0	0	0	0	6
Total	2	8	3	2	0	0	0	0	0	0	0	0	0	0	15

Enrolment By Grade

For 182



* Data from the 2008-2009 AGR(Enrolment/Age as of the last day in Sept./Dec.)

** Newfoundland Statistics Classification System

*** May include itinerant teachers

District 3 - Nova Central

#183 - William Mercer Academy, Dover

Classification: Rural
Offers Distance Education: No

Grades: K-8

Number of Grades: 9

[School FTE PTR : 11.0](#)

[District FTE PTR : 11.8](#)

[Provincial FTE PTR : 12.3](#)

[FTE Teachers](#) *** : 13.0

Enrolment By Age and Gender

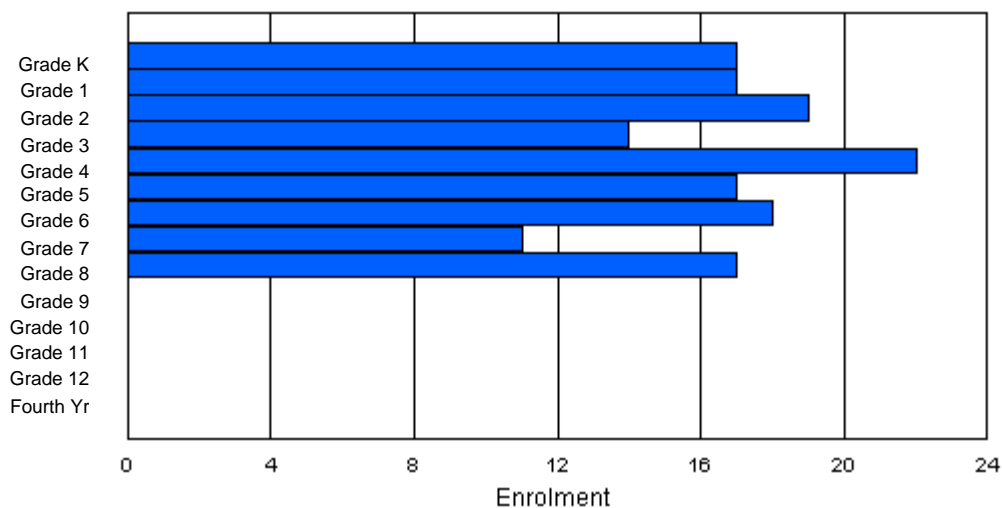
Gender	Age																	Total
	5	6	7	8	9	10	11	12	13	14	15	16	17	18	19	20>		
Male	9	7	7	2	7	7	8	7	6	0	0	0	0	0	0	0	60	
Female	8	10	12	12	15	10	10	4	11	0	0	0	0	0	0	0	92	
Total	17	17	19	14	22	17	18	11	17	0	0	0	0	0	0	0	152	

Enrolment By Grade and Gender

	<u>Grade</u>															
Gender	K	1	2	3	4	5	6	7	8	9	10	11	12	4th	Total	
Male	9	7	7	2	7	7	8	7	6	0	0	0	0	0	60	
Female	8	10	12	12	15	10	10	4	11	0	0	0	0	0	92	
Total	17	17	19	14	22	17	18	11	17	0	0	0	0	0	152	

Enrolment By Grade

For 183



* Data from the 2008-2009 AGR(Enrolment/Age as of the last day in Sept./Dec.)

** Newfoundland Statistics Classification System

*** May include itinerant teachers

District 3 - Nova Central

#186 - Heritage Academy, Greenspond

Grades: K-3

Number of Grades: 4

[FTE Teachers](#) *** : 1.0

Classification: Rural

Offers Distance Education: No

[School FTE PTR : 9.0](#)

[District FTE PTR : 11.8](#)

[Provincial FTE PTR : 12.3](#)

Enrolment By Age and Gender

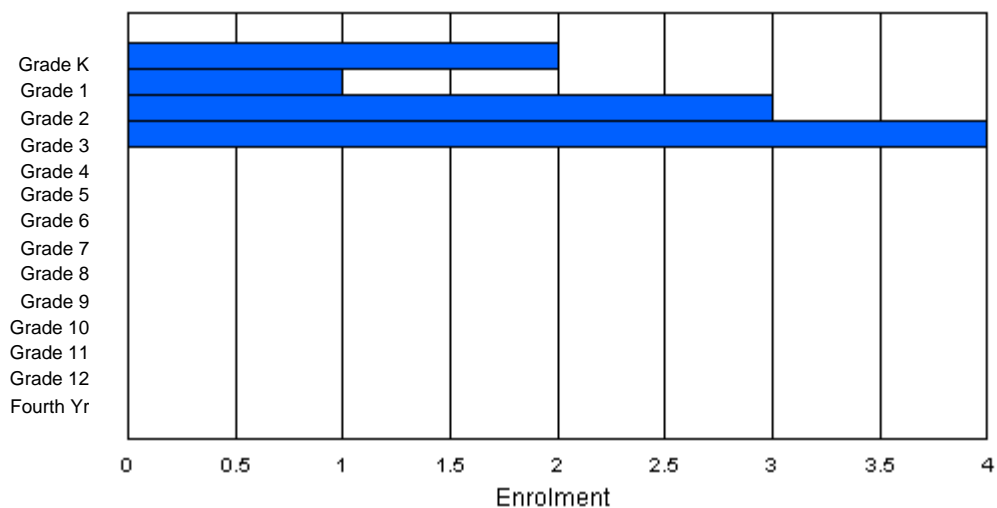
Gender	Age																	Total
	5	6	7	8	9	10	11	12	13	14	15	16	17	18	19	20>		
Male	1	0	1	2	0	0	0	0	0	0	0	0	0	0	0	0	4	
Female	1	1	2	2	0	0	0	0	0	0	0	0	0	0	0	0	6	
Total	2	1	3	4	0	0	0	0	0	0	0	0	0	0	0	0	10	

Enrolment By Grade and Gender

	<u>Grade</u>														
Gender	K	1	2	3	4	5	6	7	8	9	10	11	12	4th	Total
Male	1	0	1	2	0	0	0	0	0	0	0	0	0	0	4
Female	1	1	2	2	0	0	0	0	0	0	0	0	0	0	6
Total	2	1	3	4	0	0	0	0	0	0	0	0	0	0	10

Enrolment By Grade

For 186



* Data from the 2008-2009 AGR(Enrolment/Age as of the last day in Sept./Dec.)

** Newfoundland Statistics Classification System

*** May include itinerant teachers

District 3 - Nova Central

#187 - Jane Collins Academy, Hare Bay

Classification: Rural
Offers Distance Education: Yes

Grades: 9-12

Number of Grades: 4

[School FTE PTR : 11.5](#)

[District FTE PTR : 11.8](#)

[Provincial FTE PTR : 12.3](#)

[FTE Teachers](#) *** : 11.5

Enrolment By Age and Gender

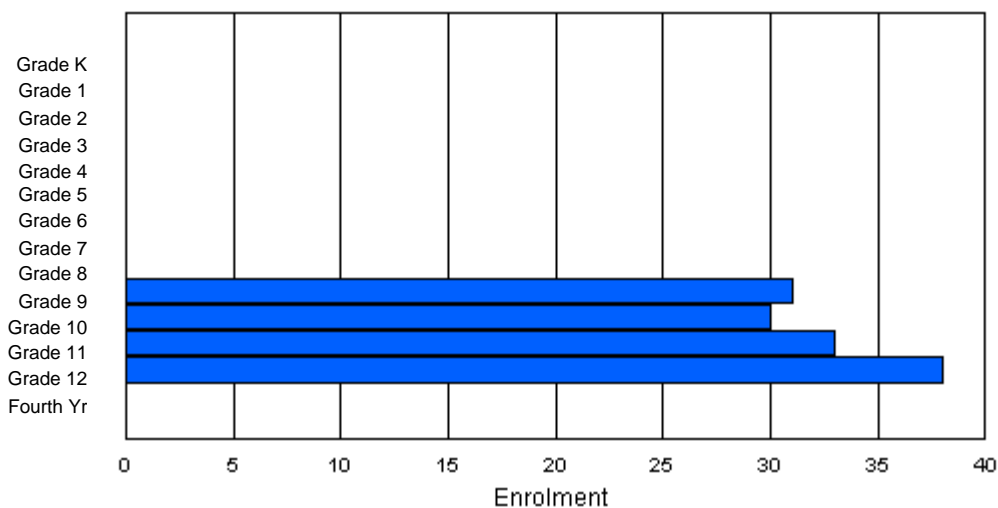
Gender	Age																	Total
	5	6	7	8	9	10	11	12	13	14	15	16	17	18	19	20>		
Male	0	0	0	0	0	0	0	0	0	20	20	20	15	1	0	0	76	
Female	0	0	0	0	0	0	0	0	0	9	7	16	21	2	0	1	56	
Total	0	0	0	0	0	0	0	0	0	29	27	36	36	3	0	1	132	

Enrolment By Grade and Gender

	<u>Grade</u>														
Gender	K	1	2	3	4	5	6	7	8	9	10	11	12	4th	Total
Male	0	0	0	0	0	0	0	0	0	22	23	15	16	0	76
Female	0	0	0	0	0	0	0	0	0	9	7	18	22	0	56
Total	0	0	0	0	0	0	0	0	0	31	30	33	38	0	132

Enrolment By Grade

For 187



* Data from the 2008-2009 AGR(Enrolment/Age as of the last day in Sept./Dec.)

** Newfoundland Statistics Classification System

*** May include itinerant teachers

District 3 - Nova Central

#188 - Sandstone Academy, Ladle Cove

Grades: K-6

Number of Grades: 7

[FTE Teachers](#) *** : 3.0

Classification: Rural

Offers Distance Education: No

[School FTE PTR : 6.3](#)

[District FTE PTR : 11.8](#)

[Provincial FTE PTR : 12.3](#)

Enrolment By Age and Gender

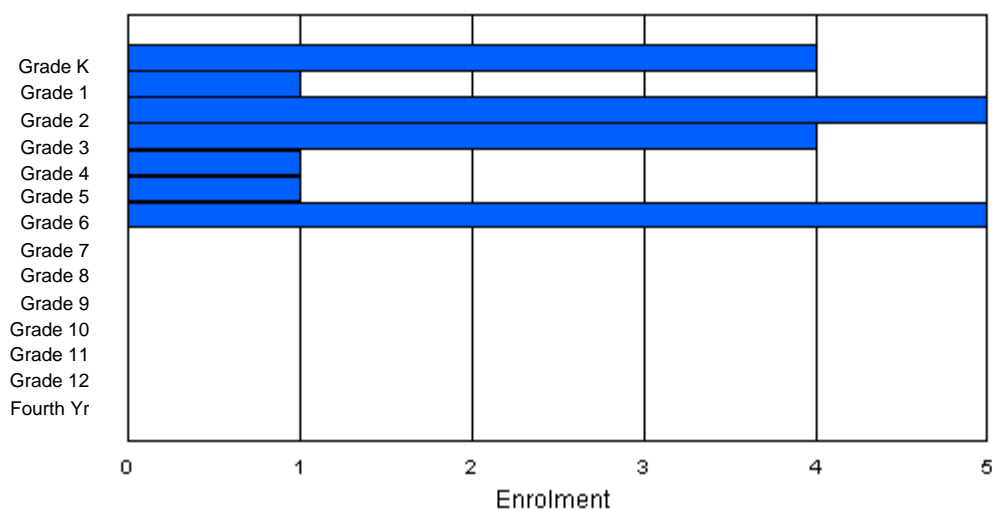
Gender	Age																	Total
	5	6	7	8	9	10	11	12	13	14	15	16	17	18	19	20>		
Male	2	0	3	2	0	0	4	0	0	0	0	0	0	0	0	0	11	
Female	2	1	2	2	1	1	1	0	0	0	0	0	0	0	0	0	10	
Total	4	1	5	4	1	1	5	0	0	0	0	0	0	0	0	0	21	

Enrolment By Grade and Gender

	<u>Grade</u>														
Gender	K	1	2	3	4	5	6	7	8	9	10	11	12	4th	Total
Male	2	0	3	2	0	0	4	0	0	0	0	0	0	0	11
Female	2	1	2	2	1	1	1	0	0	0	0	0	0	0	10
Total	4	1	5	4	1	1	5	0	0	0	0	0	0	0	21

Enrolment By Grade

For 188



* Data from the 2008-2009 AGR(Enrolment/Age as of the last day in Sept./Dec.)

** Newfoundland Statistics Classification System

*** May include itinerant teachers

District 3 - Nova Central

#189 - Lewisporte Academy, Lewisporte

Grades: K-9

Number of Grades: 10

FTE Teachers *** : 34.3

Classification: Rural

Offers Distance Education: No

[School FTE PTR : 14.3](#)

[District FTE PTR : 11.8](#)

[Provincial FTE PTR : 12.3](#)

Enrolment By Age and Gender

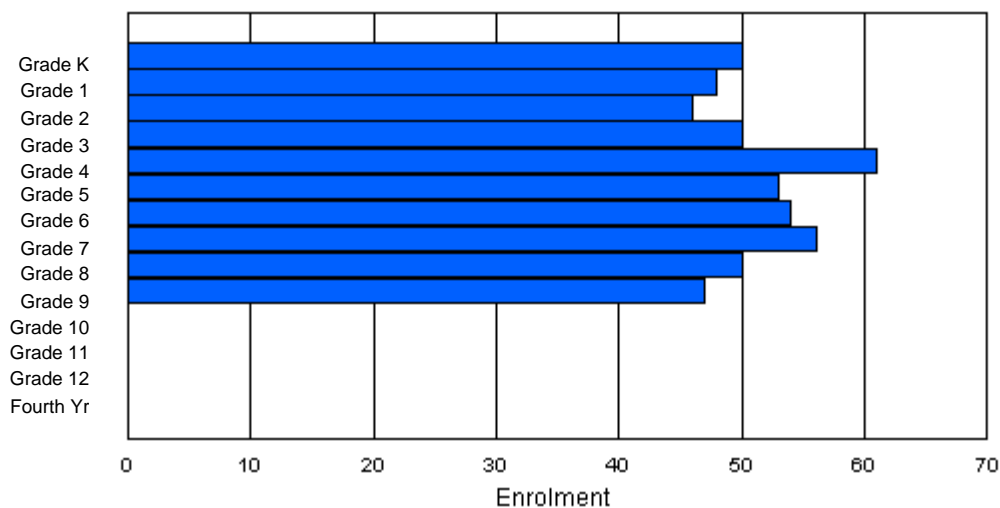
Gender	Age																Total
	5	6	7	8	9	10	11	12	13	14	15	16	17	18	19	20>	
Male	31	18	26	27	36	23	32	30	21	21	1	0	0	0	0	0	266
Female	27	22	19	30	27	21	22	31	26	24	0	0	0	0	0	0	249
Total	58	40	45	57	63	44	54	61	47	45	1	0	0	0	0	0	515

Enrolment By Grade and Gender

Gender	Grade														Total
	K	1	2	3	4	5	6	7	8	9	10	11	12	4th	
Male	26	23	26	25	34	27	33	24	26	22	0	0	0	0	266
Female	24	25	20	25	27	26	21	32	24	25	0	0	0	0	249
Total	50	48	46	50	61	53	54	56	50	47	0	0	0	0	515

Enrolment By Grade

For 189



* Data from the 2008-2009 AGR(Enrolment/Age as of the last day in Sept./Dec.)

** Newfoundland Statistics Classification System

*** May include itinerant teachers

District 3 - Nova Central

#190 - Lewisporte Collegiate, Lewisporte

Classification: Rural

Offers Distance Education: No

Grades: 10-12

Number of Grades: 3

[School FTE PTR : 14.3](#)

[District FTE PTR : 11.8](#)

[Provincial FTE PTR : 12.3](#)

[FTE Teachers](#) *** : 20.0

Enrolment By Age and Gender

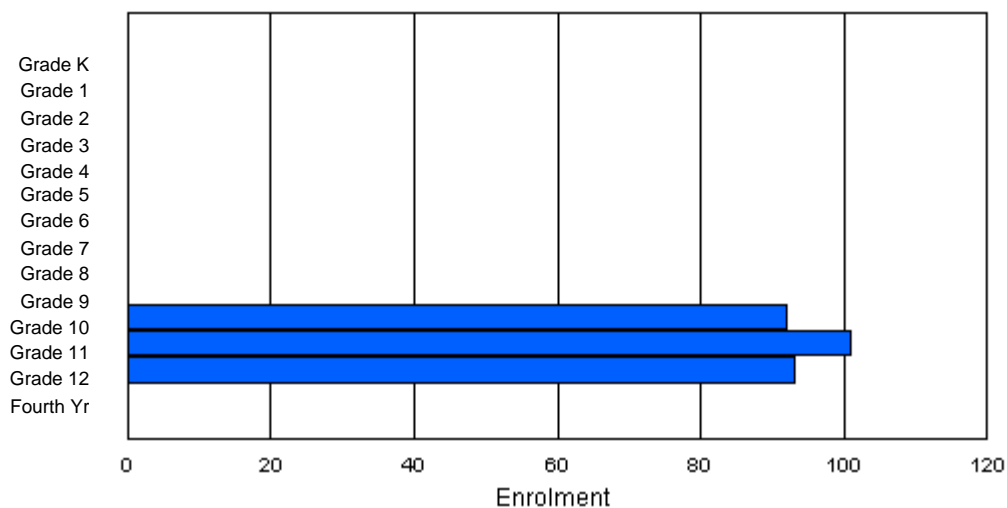
Gender	Age																	Total
	5	6	7	8	9	10	11	12	13	14	15	16	17	18	19	20>		
Male	0	0	0	0	0	0	0	0	0	0	42	44	51	10	1	0	148	
Female	0	1	0	0	0	0	0	0	0	1	37	48	47	4	0	0	138	
Total	0	1	0	0	0	0	0	0	0	1	79	92	98	14	1	0	286	

Enrolment By Grade and Gender

	<u>Grade</u>														
Gender	K	1	2	3	4	5	6	7	8	9	10	11	12	4th	Total
Male	0	0	0	0	0	0	0	0	0	0	48	52	48	0	148
Female	0	0	0	0	0	0	0	0	0	0	44	49	45	0	138
Total	0	0	0	0	0	0	0	0	0	0	92	101	93	0	286

Enrolment By Grade

For 190



* Data from the 2008-2009 AGR(Enrolment/Age as of the last day in Sept./Dec.)

** Newfoundland Statistics Classification System

*** May include itinerant teachers

District 3 - Nova Central

#192 - Lumsden Academy, Lumsden

Classification: Rural

Offers Distance Education: No

Grades: K-9

Number of Grades: 10

[School FTE PTR : 8.1](#)

[District FTE PTR : 11.8](#)

[Provincial FTE PTR : 12.3](#)

[FTE Teachers](#) *** : 10.0

Enrolment By Age and Gender

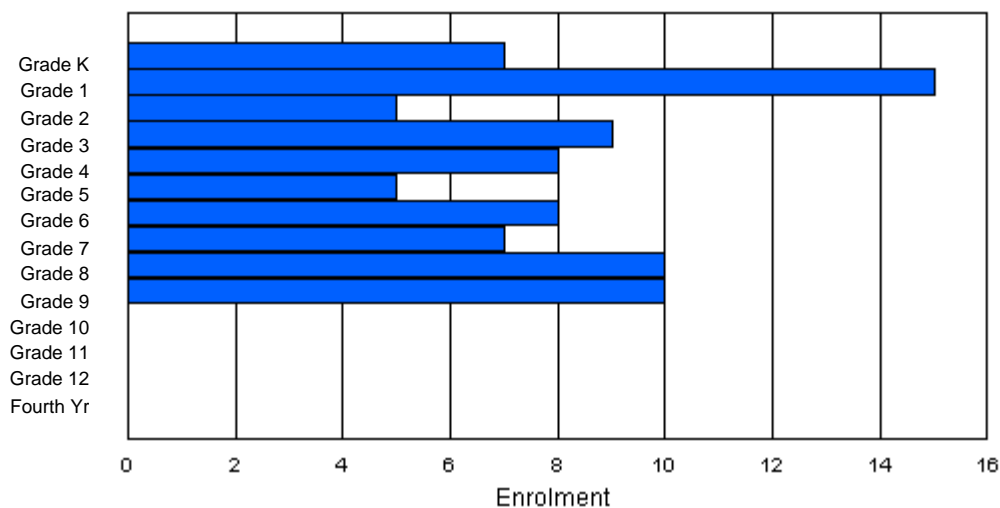
Gender	Age																	Total
	5	6	7	8	9	10	11	12	13	14	15	16	17	18	19	20>		
Male	1	10	2	5	4	4	6	5	6	5	0	0	0	0	0	0	48	
Female	6	5	3	4	4	1	2	2	4	5	0	0	0	0	0	0	36	
Total	7	15	5	9	8	5	8	7	10	10	0	0	0	0	0	0	84	

Enrolment By Grade and Gender

	<u>Grade</u>															
Gender	K	1	2	3	4	5	6	7	8	9	10	11	12	4th	Total	
Male	1	10	2	5	4	4	6	5	6	5	0	0	0	0	48	
Female	6	5	3	4	4	1	2	2	4	5	0	0	0	0	36	
Total	7	15	5	9	8	5	8	7	10	10	0	0	0	0	84	

Enrolment By Grade

For 192



* Data from the 2008-2009 AGR(Enrolment/Age as of the last day in Sept./Dec.)

** Newfoundland Statistics Classification System

*** May include itinerant teachers

District 3 - Nova Central

#194 - Gill Memorial Academy, Musgrave Harbour

Grades: K-12

Number of Grades: 13

Classification: Rural

Offers Distance Education: Yes

[School FTE PTR : 8.8](#)

[District FTE PTR : 11.8](#)

[Provincial FTE PTR : 12.3](#)

[FTE Teachers](#) *** : 14.8

Enrolment By Age and Gender

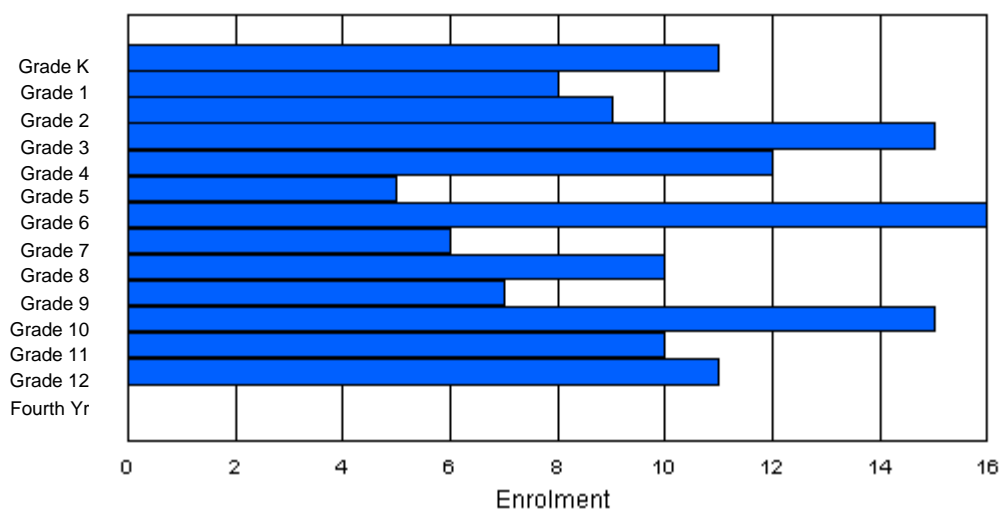
Gender	Age																	Total
	5	6	7	8	9	10	11	12	13	14	15	16	17	18	19	20>		
Male	9	3	7	6	9	2	8	2	6	3	9	4	6	0	0	0	74	
Female	2	5	2	9	3	3	8	4	4	4	6	5	6	0	0	0	61	
Total	11	8	9	15	12	5	16	6	10	7	15	9	12	0	0	0	135	

Enrolment By Grade and Gender

	<u>Grade</u>														
Gender	K	1	2	3	4	5	6	7	8	9	10	11	12	4th	Total
Male	9	3	7	6	9	2	8	2	6	3	9	4	6	0	74
Female	2	5	2	9	3	3	8	4	4	4	6	6	5	0	61
Total	11	8	9	15	12	5	16	6	10	7	15	10	11	0	135

Enrolment By Grade

For 194



* Data from the 2008-2009 AGR(Enrolment/Age as of the last day in Sept./Dec.)

** Newfoundland Statistics Classification System

*** May include itinerant teachers

District 3 - Nova Central

#196 - St. Gabriel's AG, St. Brendan's

Grades: 2-4,6-10,12

Number of Grades: 9

[FTE Teachers](#) *** : 4.0

Classification: Rural

Offers Distance Education: Yes

[School FTE PTR : 4.5](#)

[District FTE PTR : 11.8](#)

[Provincial FTE PTR : 12.3](#)

Enrolment By Age and Gender

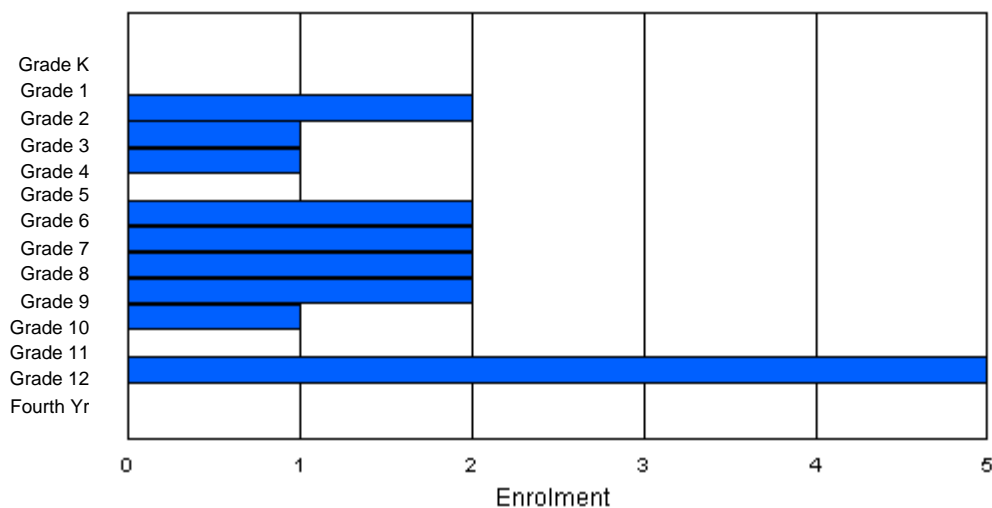
Gender	Age																	Total
	5	6	7	8	9	10	11	12	13	14	15	16	17	18	19	20>		
Male	0	0	1	1	1	0	1	0	1	2	1	0	1	0	0	0	9	
Female	0	0	1	0	0	0	1	2	1	0	0	0	4	0	0	0	9	
Total	0	0	2	1	1	0	2	2	2	2	1	0	5	0	0	0	18	

Enrolment By Grade and Gender

	<u>Grade</u>														
Gender	K	1	2	3	4	5	6	7	8	9	10	11	12	4th	Total
Male	0	0	1	1	1	0	1	0	1	2	1	0	1	0	9
Female	0	0	1	0	0	0	1	2	1	0	0	0	4	0	9
Total	0	0	2	1	1	0	2	2	2	2	1	0	5	0	18

Enrolment By Grade

For 196



* Data from the 2008-2009 AGR(Enrolment/Age as of the last day in Sept./Dec.)

** Newfoundland Statistics Classification System

*** May include itinerant teachers

District 3 - Nova Central

#201 - J.M. Olds Collegiate, Twillingate

Grades: 7-12

Number of Grades: 6

[FTE Teachers](#) *** : 13.0

Classification: Rural

Offers Distance Education: Yes

[School FTE PTR : 12.5](#)

[District FTE PTR : 11.8](#)

[Provincial FTE PTR : 12.3](#)

Enrolment By Age and Gender

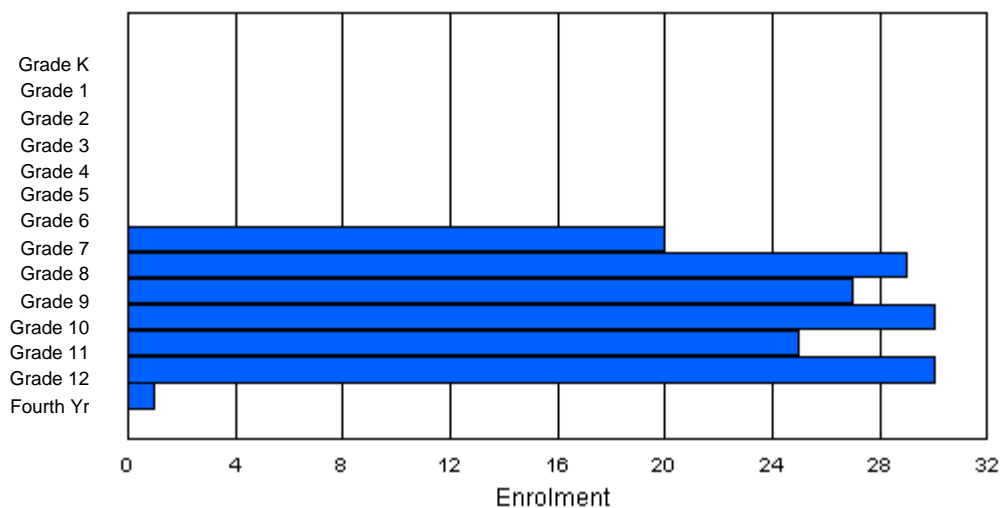
Gender	Age																	Total
	5	6	7	8	9	10	11	12	13	14	15	16	17	18	19	20>		
Male	0	0	0	0	0	0	0	9	15	16	14	17	14	1	0	0	86	
Female	0	0	0	0	0	0	0	11	8	17	14	9	17	0	0	0	76	
Total	0	0	0	0	0	0	0	20	23	33	28	26	31	1	0	0	162	

Enrolment By Grade and Gender

	<u>Grade</u>														
Gender	K	1	2	3	4	5	6	7	8	9	10	11	12	4th	Total
Male	0	0	0	0	0	0	0	9	20	11	16	16	13	1	86
Female	0	0	0	0	0	0	0	11	9	16	14	9	17	0	76
Total	0	0	0	0	0	0	0	20	29	27	30	25	30	1	162

Enrolment By Grade

For 201



* Data from the 2008-2009 AGR(Enrolment/Age as of the last day in Sept./Dec.)

** Newfoundland Statistics Classification System

*** May include itinerant teachers

District 3 - Nova Central

#202 - Twillingate Island Elementary, Twillingate

Grades: K-6

Number of Grades: 7

[FTE Teachers](#) *** : 12.0

Classification: Rural

Offers Distance Education: No

[School FTE PTR : 11.8](#)

[District FTE PTR : 11.8](#)

[Provincial FTE PTR : 12.3](#)

Enrolment By Age and Gender

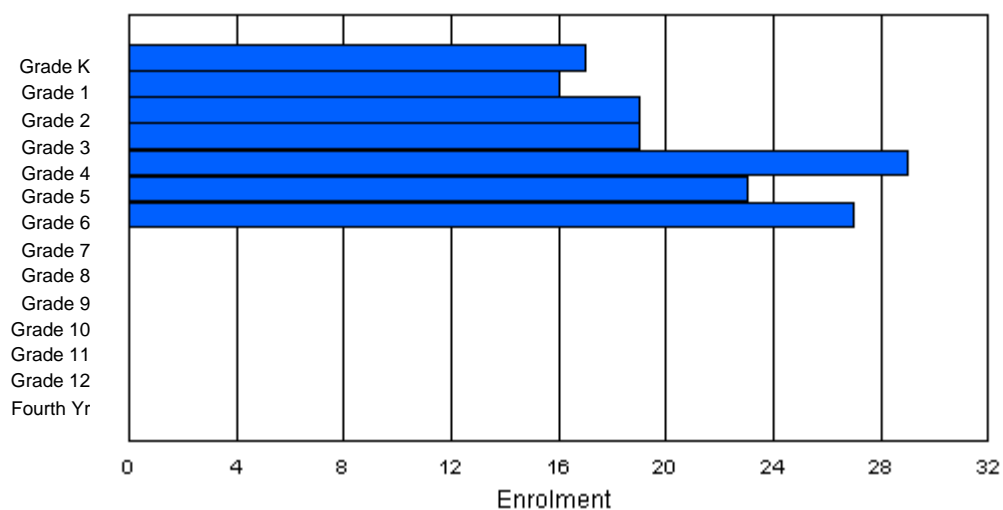
Gender	Age																Total
	5	6	7	8	9	10	11	12	13	14	15	16	17	18	19	20>	
Male	9	8	10	11	15	10	10	0	0	0	0	0	0	0	0	0	73
Female	8	8	9	8	14	13	16	1	0	0	0	0	0	0	0	0	77
Total	17	16	19	19	29	23	26	1	0	0	0	0	0	0	0	0	150

Enrolment By Grade and Gender

Gender	Grade														Total
	K	1	2	3	4	5	6	7	8	9	10	11	12	4th	
Male	9	8	10	11	15	10	10	0	0	0	0	0	0	0	73
Female	8	8	9	8	14	13	17	0	0	0	0	0	0	0	77
Total	17	16	19	19	29	23	27	0	0	0	0	0	0	0	150

Enrolment By Grade

For 202



* Data from the 2008-2009 AGR(Enrolment/Age as of the last day in Sept./Dec.)

** Newfoundland Statistics Classification System

*** May include itinerant teachers

District 3 - Nova Central

#204 - Lester Pearson Memorial High, Wesleyville

Grades: 7-12

Number of Grades: 6

Classification: Rural

Offers Distance Education: Yes

[School FTE PTR : 12.4](#)

[District FTE PTR : 11.8](#)

[Provincial FTE PTR : 12.3](#)

[FTE Teachers](#) *** : 17.0

Enrolment By Age and Gender

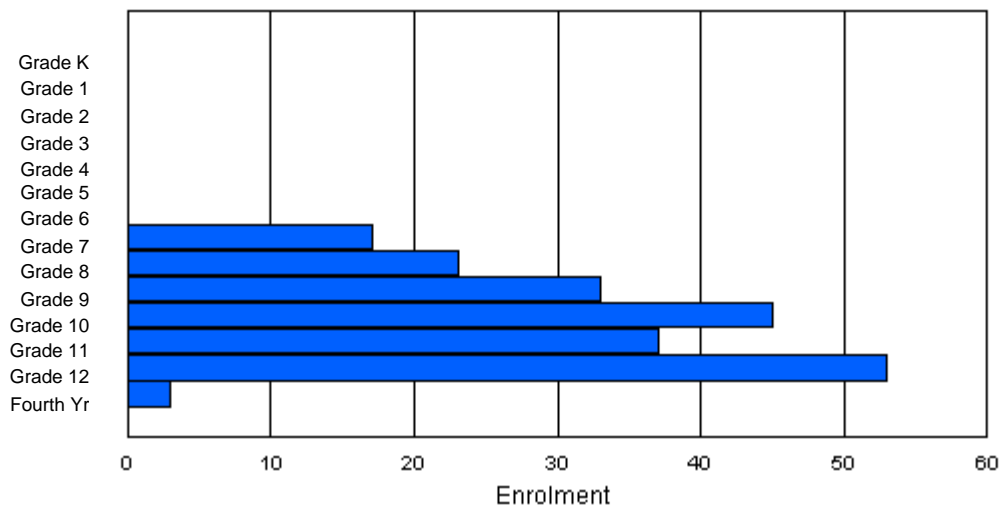
Gender	Age																	Total
	5	6	7	8	9	10	11	12	13	14	15	16	17	18	19	20>		
Male	0	0	0	0	0	0	0	12	15	15	21	20	28	2	2	1	116	
Female	0	0	0	0	0	0	0	5	8	16	24	18	23	1	0	0	95	
Total	0	0	0	0	0	0	0	17	23	31	45	38	51	3	2	1	211	

Enrolment By Grade and Gender

	<u>Grade</u>														
Gender	K	1	2	3	4	5	6	7	8	9	10	11	12	4th	Total
Male	0	0	0	0	0	0	0	12	15	17	21	19	29	3	116
Female	0	0	0	0	0	0	0	5	8	16	24	18	24	0	95
Total	0	0	0	0	0	0	0	17	23	33	45	37	53	3	211

Enrolment By Grade

For 204



* Data from the 2008-2009 AGR(Enrolment/Age as of the last day in Sept./Dec.)

** Newfoundland Statistics Classification System

*** May include itinerant teachers

District 3 - Nova Central

#205 - Memorial Academy, Wesleyville

Classification: Rural

Offers Distance Education: No

Grades: K-6

Number of Grades: 7

[School FTE PTR : 11.7](#)

[District FTE PTR : 11.8](#)

[Provincial FTE PTR : 12.3](#)

[FTE Teachers](#) *** : 10.8

Enrolment By Age and Gender

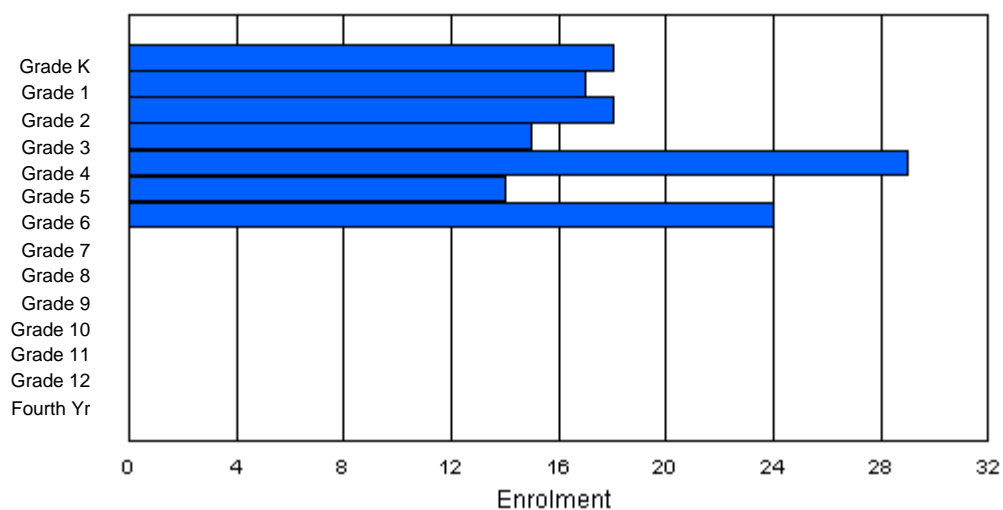
Gender	Age																Total
	5	6	7	8	9	10	11	12	13	14	15	16	17	18	19	20>	
Male	11	13	12	7	16	4	11	0	0	0	0	0	0	0	0	0	74
Female	7	4	6	8	13	10	13	0	0	0	0	0	0	0	0	0	61
Total	18	17	18	15	29	14	24	0	0	0	0	0	0	0	0	0	135

Enrolment By Grade and Gender

	<u>Grade</u>														
Gender	K	1	2	3	4	5	6	7	8	9	10	11	12	4th	Total
Male	11	13	12	7	16	4	11	0	0	0	0	0	0	0	74
Female	7	4	6	8	13	10	13	0	0	0	0	0	0	0	61
Total	18	17	18	15	29	14	24	0	0	0	0	0	0	0	135

Enrolment By Grade

For 205



* Data from the 2008-2009 AGR(Enrolment/Age as of the last day in Sept./Dec.)

** Newfoundland Statistics Classification System

*** May include itinerant teachers

District 3 - Nova Central

#206 - Riverwood Academy, Wing's Point

Classification: Rural
Offers Distance Education: Yes

Grades: K-12

Number of Grades: 13

[School FTE PTR : 12.8](#)

[District FTE PTR : 11.8](#)

[Provincial FTE PTR : 12.3](#)

[FTE Teachers](#) *** : 23.3

Enrolment By Age and Gender

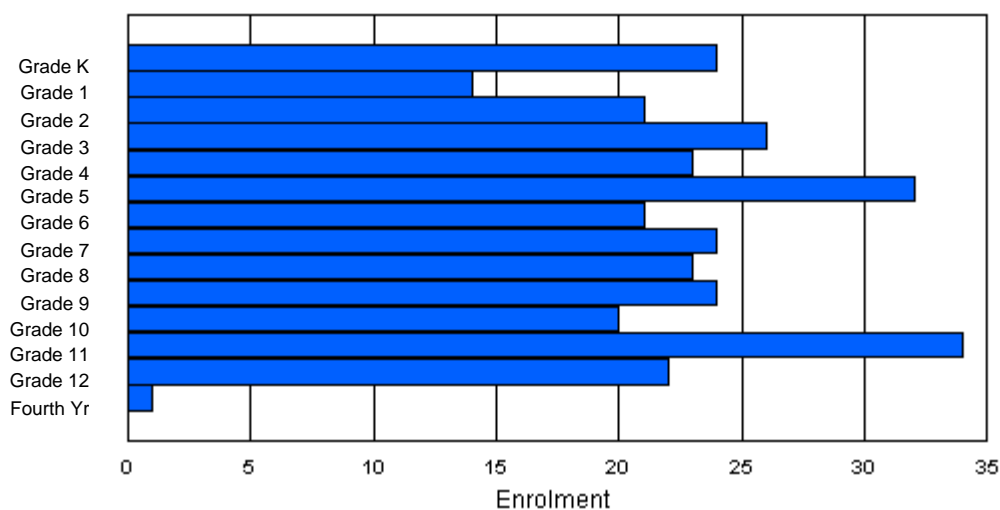
Gender	Age																Total
	5	6	7	8	9	10	11	12	13	14	15	16	17	18	19	20>	
Male	10	8	11	10	12	14	12	15	8	11	7	16	16	4	0	0	154
Female	14	6	10	16	10	17	11	9	14	14	11	18	5	0	0	0	155
Total	24	14	21	26	22	31	23	24	22	25	18	34	21	4	0	0	309

Enrolment By Grade and Gender

	<u>Grade</u>														
Gender	K	1	2	3	4	5	6	7	8	9	10	11	12	4th	Total
Male	10	8	11	10	13	14	11	15	9	10	8	18	16	1	154
Female	14	6	10	16	10	18	10	9	14	14	12	16	6	0	155
Total	24	14	21	26	23	32	21	24	23	24	20	34	22	1	309

Enrolment By Grade

For 206



* Data from the 2008-2009 AGR(Enrolment/Age as of the last day in Sept./Dec.)

** Newfoundland Statistics Classification System

*** May include itinerant teachers

District 3 - Nova Central

#398 - Avoca Collegiate, Badger

Classification: Urban
Offers Distance Education: No

Grades: K-7,9

Number of Grades: 9

[School FTE PTR : 7.7](#)

[District FTE PTR : 11.8](#)

[Provincial FTE PTR : 12.3](#)

[FTE Teachers](#) *** : 9.0

Enrolment By Age and Gender

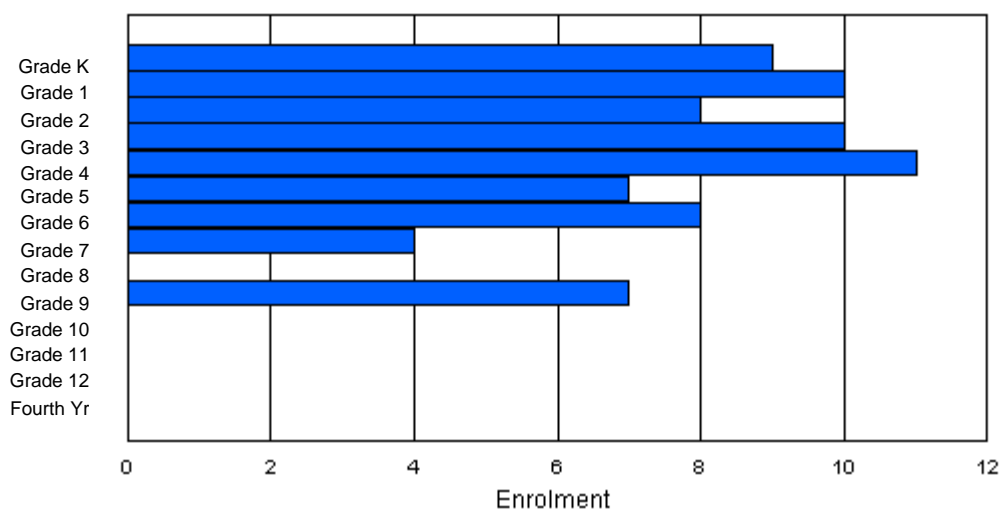
Gender	Age																Total
	5	6	7	8	9	10	11	12	13	14	15	16	17	18	19	20>	
Male	6	4	3	6	2	1	5	2	1	3	0	0	0	0	0	0	33
Female	3	6	5	4	9	6	3	1	0	4	0	0	0	0	0	0	41
Total	9	10	8	10	11	7	8	3	1	7	0	0	0	0	0	0	74

Enrolment By Grade and Gender

	<u>Grade</u>														
Gender	K	1	2	3	4	5	6	7	8	9	10	11	12	4th	Total
Male	6	4	3	6	2	1	5	3	0	3	0	0	0	0	33
Female	3	6	5	4	9	6	3	1	0	4	0	0	0	0	41
Total	9	10	8	10	11	7	8	4	0	7	0	0	0	0	74

Enrolment By Grade

For 398



* Data from the 2008-2009 AGR(Enrolment/Age as of the last day in Sept./Dec.)

** Newfoundland Statistics Classification System

*** May include itinerant teachers

District 3 - Nova Central

#399 - Baie Verte Academy, Baie Verte

Classification: Rural

Offers Distance Education: No

Grades: K-6

Number of Grades: 7

[School FTE PTR : 12.3](#)

[District FTE PTR : 11.8](#)

[Provincial FTE PTR : 12.3](#)

[FTE Teachers](#) *** : 13.5

Enrolment By Age and Gender

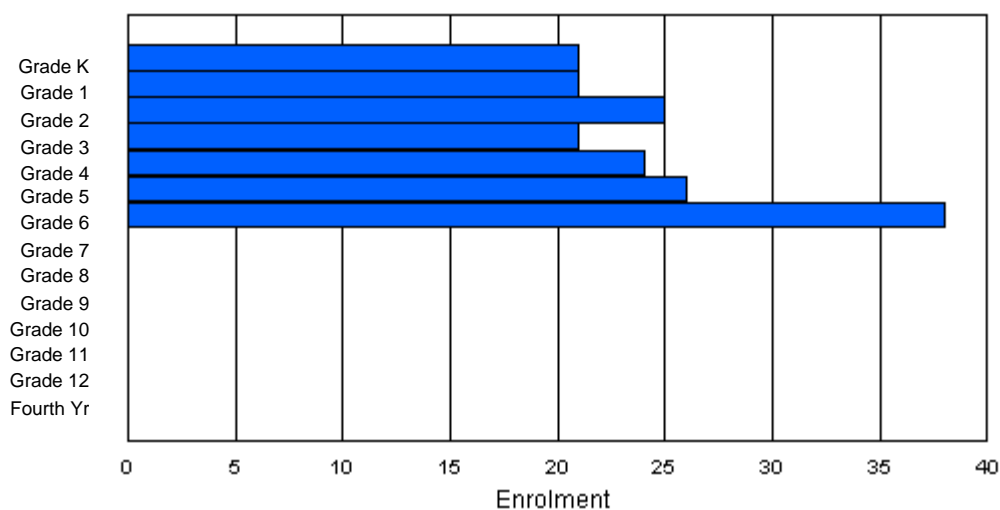
Gender	Age																Total
	5	6	7	8	9	10	11	12	13	14	15	16	17	18	19	20>	
Male	9	11	13	11	15	12	22	0	0	0	0	0	0	0	0	0	93
Female	12	10	12	10	9	13	15	2	0	0	0	0	0	0	0	0	83
Total	21	21	25	21	24	25	37	2	0	0	0	0	0	0	0	0	176

Enrolment By Grade and Gender

Gender	Grade														Total
	K	1	2	3	4	5	6	7	8	9	10	11	12	4th	
Male	9	11	13	11	15	13	21	0	0	0	0	0	0	0	93
Female	12	10	12	10	9	13	17	0	0	0	0	0	0	0	83
Total	21	21	25	21	24	26	38	0	0	0	0	0	0	0	176

Enrolment By Grade

For 399



* Data from the 2008-2009 AGR(Enrolment/Age as of the last day in Sept./Dec.)

** Newfoundland Statistics Classification System

*** May include itinerant teachers

District 3 - Nova Central

#400 - Helen Tulk Elementary, Bishop's Falls

Grades: K-6

Number of Grades: 7

[FTE Teachers](#) *** : 18.3

Classification: Rural

Offers Distance Education: No

[School FTE PTR : 11.5](#)

[District FTE PTR : 11.8](#)

[Provincial FTE PTR : 12.3](#)

Enrolment By Age and Gender

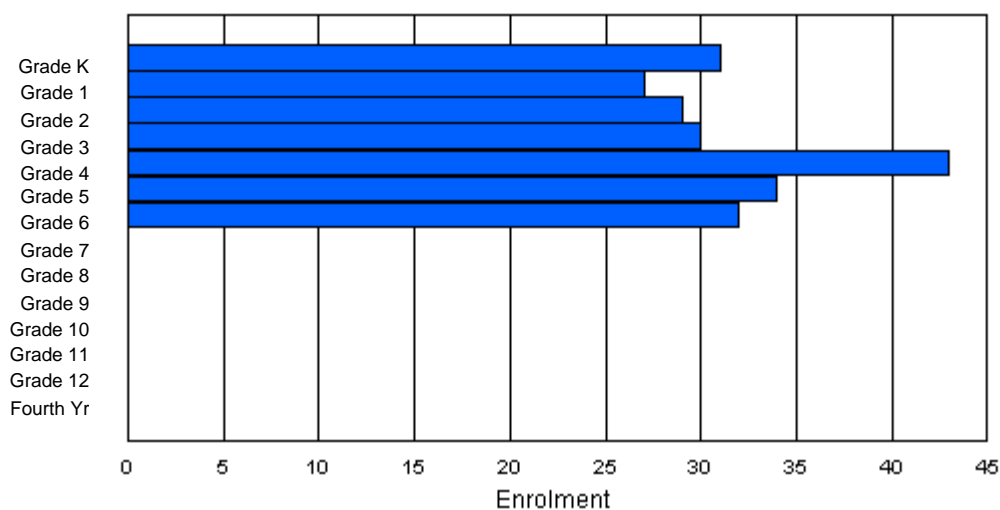
Gender	Age																Total
	5	6	7	8	9	10	11	12	13	14	15	16	17	18	19	20>	
Male	19	15	16	14	22	20	15	0	0	0	0	0	0	0	0	0	121
Female	12	12	13	15	23	13	16	1	0	0	0	0	0	0	0	0	105
Total	31	27	29	29	45	33	31	1	0	0	0	0	0	0	0	0	226

Enrolment By Grade and Gender

Gender	Grade														Total
	K	1	2	3	4	5	6	7	8	9	10	11	12	4th	
Male	19	15	16	14	22	20	15	0	0	0	0	0	0	0	121
Female	12	12	13	16	21	14	17	0	0	0	0	0	0	0	105
Total	31	27	29	30	43	34	32	0	0	0	0	0	0	0	226

Enrolment By Grade

For 400



* Data from the 2008-2009 AGR(Enrolment/Age as of the last day in Sept./Dec.)

** Newfoundland Statistics Classification System

*** May include itinerant teachers

District 3 - Nova Central

#402 - Leo Burke Academy, Bishop's Falls

Classification: Rural
Offers Distance Education: Yes

Grades: 7-12

Number of Grades: 6

[School FTE PTR : 13.7](#)

[District FTE PTR : 11.8](#)

[Provincial FTE PTR : 12.3](#)

[FTE Teachers](#) *** : 18.0

Enrolment By Age and Gender

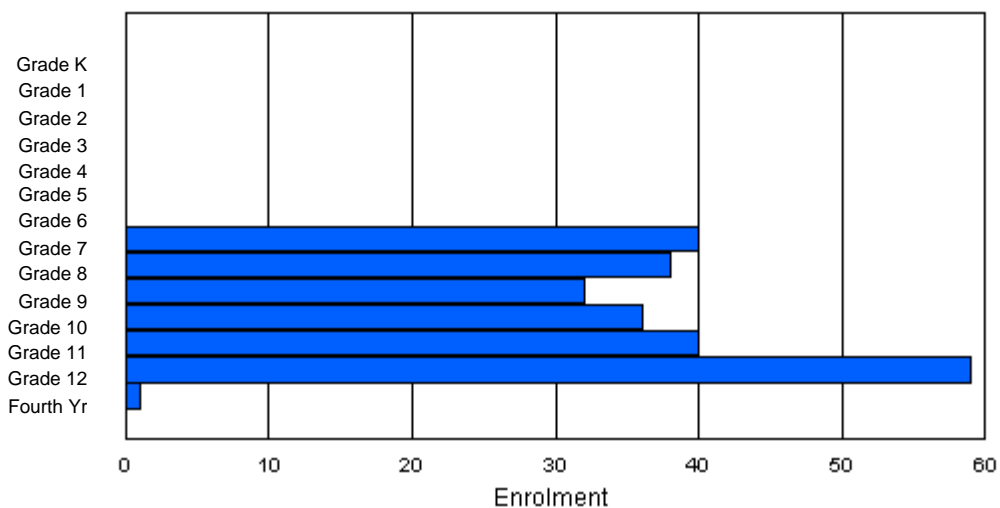
Gender	<u>Age</u>																Total
	5	6	7	8	9	10	11	12	13	14	15	16	17	18	19	20>	
Male	0	0	0	0	0	0	0	22	17	20	14	21	34	3	0	0	131
Female	0	0	0	0	0	0	0	18	20	12	23	16	26	0	0	0	115
Total	0	0	0	0	0	0	0	40	37	32	37	37	60	3	0	0	246

Enrolment By Grade and Gender

	<u>Grade</u>														
Gender	K	1	2	3	4	5	6	7	8	9	10	11	12	4th	Total
Male	0	0	0	0	0	0	0	22	18	20	13	23	34	1	131
Female	0	0	0	0	0	0	0	18	20	12	23	17	25	0	115
Total	0	0	0	0	0	0	0	40	38	32	36	40	59	1	246

Enrolment By Grade

For 402



* Data from the 2008-2009 AGR(Enrolment/Age as of the last day in Sept./Dec.)

** Newfoundland Statistics Classification System

*** May include itinerant teachers

District 3 - Nova Central

#403 - Lakeside Academy, Buchans

Classification: Rural
Offers Distance Education: Yes

Grades: K-12

Number of Grades: 13

[School FTE PTR : 7.2](#)

[District FTE PTR : 11.8](#)

[Provincial FTE PTR : 12.3](#)

[FTE Teachers](#) *** : 11.8

Enrolment By Age and Gender

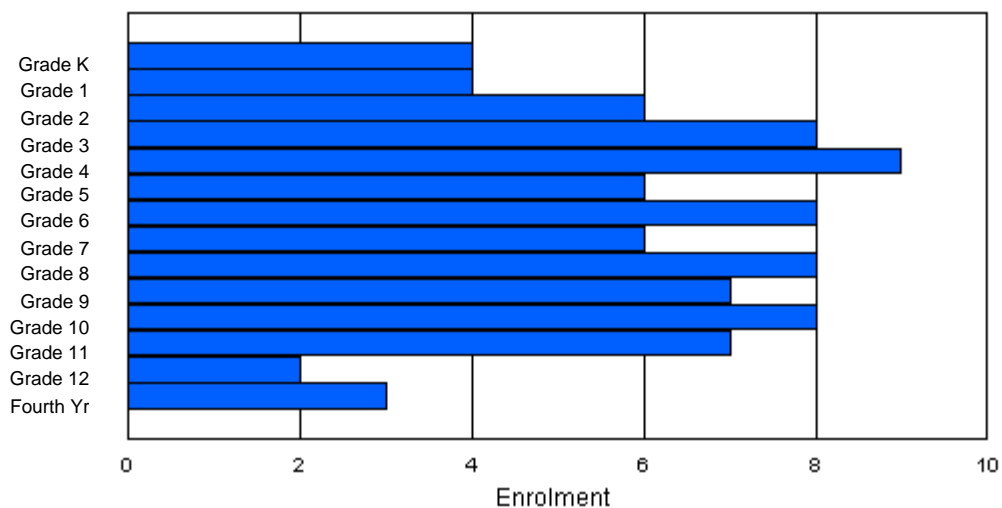
Gender	Age																	Total
	5	6	7	8	9	10	11	12	13	14	15	16	17	18	19	20>		
Male	2	2	2	4	4	6	3	3	6	3	2	3	1	2	0	0	43	
Female	2	2	3	5	3	2	5	3	2	4	4	6	1	0	0	1	43	
Total	4	4	5	9	7	8	8	6	8	7	6	9	2	2	0	1	86	

Enrolment By Grade and Gender

	<u>Grade</u>														
Gender	K	1	2	3	4	5	6	7	8	9	10	11	12	4th	Total
Male	2	2	3	3	5	5	3	3	6	3	3	2	1	2	43
Female	2	2	3	5	4	1	5	3	2	4	5	5	1	1	43
Total	4	4	6	8	9	6	8	6	8	7	8	7	2	3	86

Enrolment By Grade

For 403



* Data from the 2008-2009 AGR(Enrolment/Age as of the last day in Sept./Dec.)

** Newfoundland Statistics Classification System

*** May include itinerant teachers

District 3 - Nova Central

#405 - Cottrell's Cove Academy, Cottrell's Cove

Classification: Rural
Offers Distance Education: Yes

Grades: K,2-3,5-12

Number of Grades: 11

[School FTE PTR : 5.1](#)

[District FTE PTR : 11.8](#)

[Provincial FTE PTR : 12.3](#)

[FTE Teachers](#) *** : 5.5

Enrolment By Age and Gender

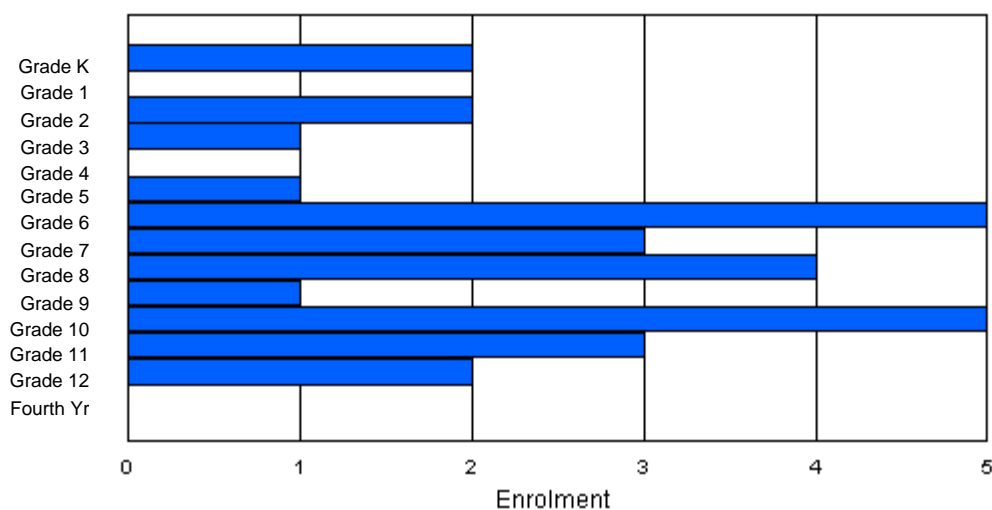
Gender	Age																	Total
	5	6	7	8	9	10	11	12	13	14	15	16	17	18	19	20>		
Male	1	0	1	0	0	0	1	0	2	2	3	2	2	0	0	0	14	
Female	1	0	1	1	0	1	4	3	1	0	1	2	0	0	0	0	15	
Total	2	0	2	1	0	1	5	3	3	2	4	4	2	0	0	0	29	

Enrolment By Grade and Gender

	<u>Grade</u>														
Gender	K	1	2	3	4	5	6	7	8	9	10	11	12	4th	Total
Male	1	0	1	0	0	0	1	0	3	1	4	1	2	0	14
Female	1	0	1	1	0	1	4	3	1	0	1	2	0	0	15
Total	2	0	2	1	0	1	5	3	4	1	5	3	2	0	29

Enrolment By Grade

For 405



* Data from the 2008-2009 AGR(Enrolment/Age as of the last day in Sept./Dec.)

** Newfoundland Statistics Classification System

*** May include itinerant teachers

District 3 - Nova Central

#406 - Fitzgerald Academy, English Harbour West

Grades: K-12

Number of Grades: 13

[FTE Teachers](#) *** : 19.8

Classification: Rural

Offers Distance Education: Yes

[School FTE PTR : 9.8](#)

[District FTE PTR : 11.8](#)

[Provincial FTE PTR : 12.3](#)

Enrolment By Age and Gender

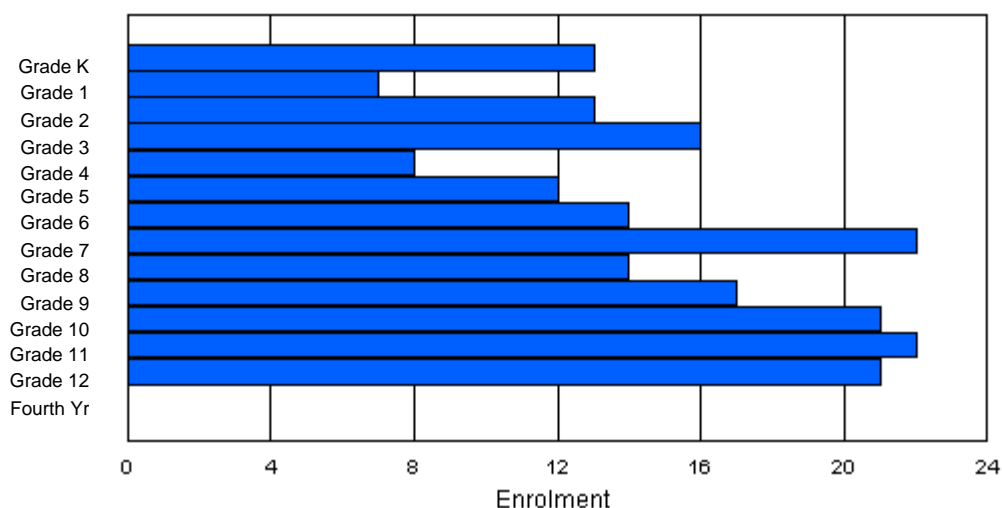
Gender	Age																Total
	5	6	7	8	9	10	11	12	13	14	15	16	17	18	19	20>	
Male	4	4	10	9	6	7	5	11	8	12	9	10	11	0	0	0	106
Female	9	3	3	5	3	6	7	11	6	7	7	16	9	1	0	1	94
Total	13	7	13	14	9	13	12	22	14	19	16	26	20	1	0	1	200

Enrolment By Grade and Gender

Gender	Grade														Total
	K	1	2	3	4	5	6	7	8	9	10	11	12	4th	
Male	4	4	10	11	5	6	7	11	7	11	12	9	9	0	106
Female	9	3	3	5	3	6	7	11	7	6	9	13	12	0	94
Total	13	7	13	16	8	12	14	22	14	17	21	22	21	0	200

Enrolment By Grade

For 406



* Data from the 2008-2009 AGR(Enrolment/Age as of the last day in Sept./Dec.)

** Newfoundland Statistics Classification System

*** May include itinerant teachers

District 3 - Nova Central

#407 - Bay d'Espoir Academy, Milltown

Grades: K-12

Number of Grades: 13

[FTE Teachers](#) *** : 20.8

Classification: Rural

Offers Distance Education: No

[School FTE PTR : 13.6](#)

[District FTE PTR : 11.8](#)

[Provincial FTE PTR : 12.3](#)

Enrolment By Age and Gender

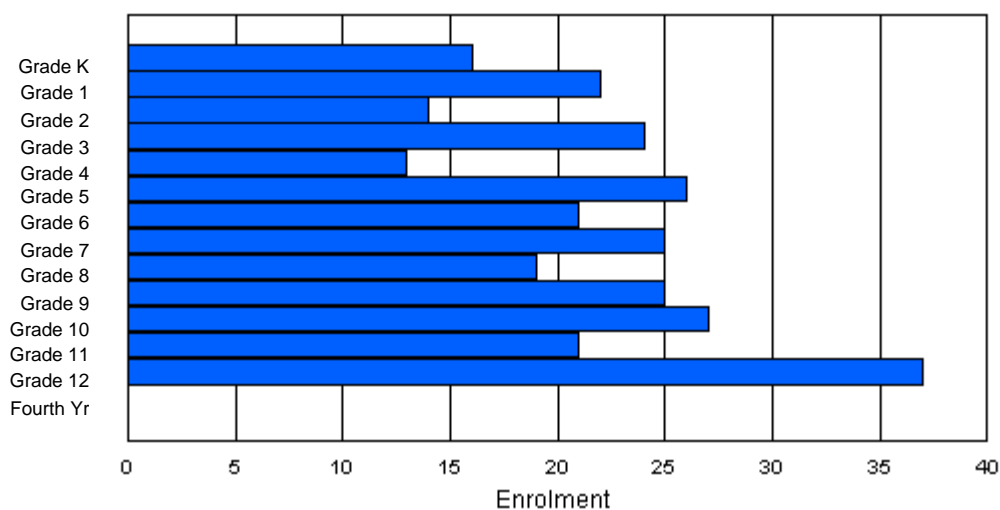
Gender	Age																	Total
	5	6	7	8	9	10	11	12	13	14	15	16	17	18	19	20>		
Male	9	13	8	10	5	14	11	14	11	13	11	12	18	0	0	0	149	
Female	7	9	6	14	7	13	11	9	9	12	16	9	18	1	0	0	141	
Total	16	22	14	24	12	27	22	23	20	25	27	21	36	1	0	0	290	

Enrolment By Grade and Gender

	<u>Grade</u>														
Gender	K	1	2	3	4	5	6	7	8	9	10	11	12	4th	Total
Male	9	13	8	10	6	13	11	14	11	13	11	12	18	0	149
Female	7	9	6	14	7	13	10	11	8	12	16	9	19	0	141
Total	16	22	14	24	13	26	21	25	19	25	27	21	37	0	290

Enrolment By Grade

For 407



* Data from the 2008-2009 AGR(Enrolment/Age as of the last day in Sept./Dec.)

** Newfoundland Statistics Classification System

*** May include itinerant teachers

District 3 - Nova Central

#409 - Indian River Academy, Springdale

Grades: K-6

Number of Grades: 7

Classification: Rural

Offers Distance Education: No

[School FTE PTR : 12.2](#)

[District FTE PTR : 11.8](#)

[Provincial FTE PTR : 12.3](#)

[FTE Teachers](#) *** : 20.0

Enrolment By Age and Gender

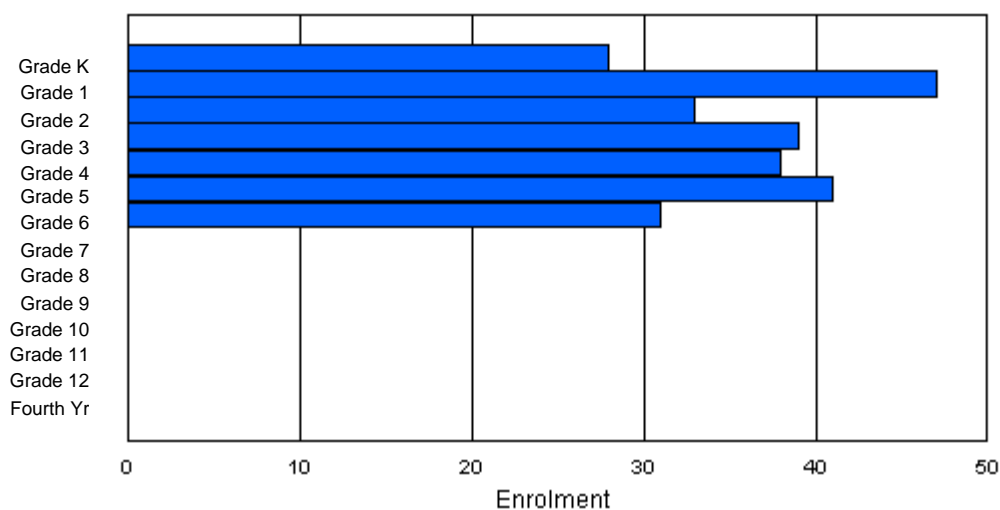
Gender	Age																Total
	5	6	7	8	9	10	11	12	13	14	15	16	17	18	19	20>	
Male	8	19	19	14	24	25	13	2	0	0	0	0	0	0	0	0	124
Female	20	28	13	26	12	17	17	0	0	0	0	0	0	0	0	0	133
Total	28	47	32	40	36	42	30	2	0	0	0	0	0	0	0	0	257

Enrolment By Grade and Gender

Gender	Grade														Total
	K	1	2	3	4	5	6	7	8	9	10	11	12	4th	
Male	8	19	20	13	26	23	15	0	0	0	0	0	0	0	124
Female	20	28	13	26	12	18	16	0	0	0	0	0	0	0	133
Total	28	47	33	39	38	41	31	0	0	0	0	0	0	0	257

Enrolment By Grade

For 409



* Data from the 2008-2009 AGR(Enrolment/Age as of the last day in Sept./Dec.)

** Newfoundland Statistics Classification System

*** May include itinerant teachers

District 3 - Nova Central

#413 - Holy Cross School Complex, Eastport

Grades: K-12

Number of Grades: 13

[FTE Teachers](#) *** : 12.5

Classification: Rural

Offers Distance Education: Yes

[School FTE PTR : 9.1](#)

[District FTE PTR : 11.8](#)

[Provincial FTE PTR : 12.3](#)

Enrolment By Age and Gender

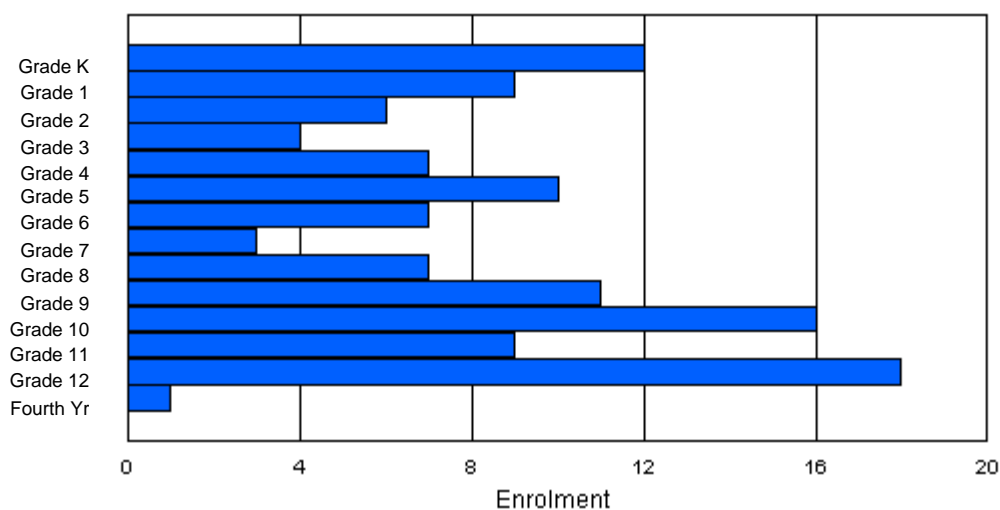
Gender	Age																	Total
	5	6	7	8	9	10	11	12	13	14	15	16	17	18	19	20>		
Male	7	5	2	3	2	3	3	3	2	5	9	2	8	1	0	0	55	
Female	5	4	4	1	5	6	5	0	5	6	7	6	10	1	0	0	65	
Total	12	9	6	4	7	9	8	3	7	11	16	8	18	2	0	0	120	

Enrolment By Grade and Gender

	Grade														
Gender	K	1	2	3	4	5	6	7	8	9	10	11	12	4th	Total
Male	7	5	2	3	2	3	3	3	2	5	10	2	8	0	55
Female	5	4	4	1	5	7	4	0	5	6	6	7	10	1	65
Total	12	9	6	4	7	10	7	3	7	11	16	9	18	1	120

Enrolment By Grade

For 413



* Data from the 2008-2009 AGR(Enrolment/Age as of the last day in Sept./Dec.)

** Newfoundland Statistics Classification System

*** May include itinerant teachers

District 3 - Nova Central

#414 - Fogo Island Central Academy, Fogo Island

Grades: K-12

Number of Grades: 13

FTE Teachers *** : 22.0

Classification: Rural

Offers Distance Education: Yes

[School FTE PTR : 12.4](#)

[District FTE PTR : 11.8](#)

[Provincial FTE PTR : 12.3](#)

Enrolment By Age and Gender

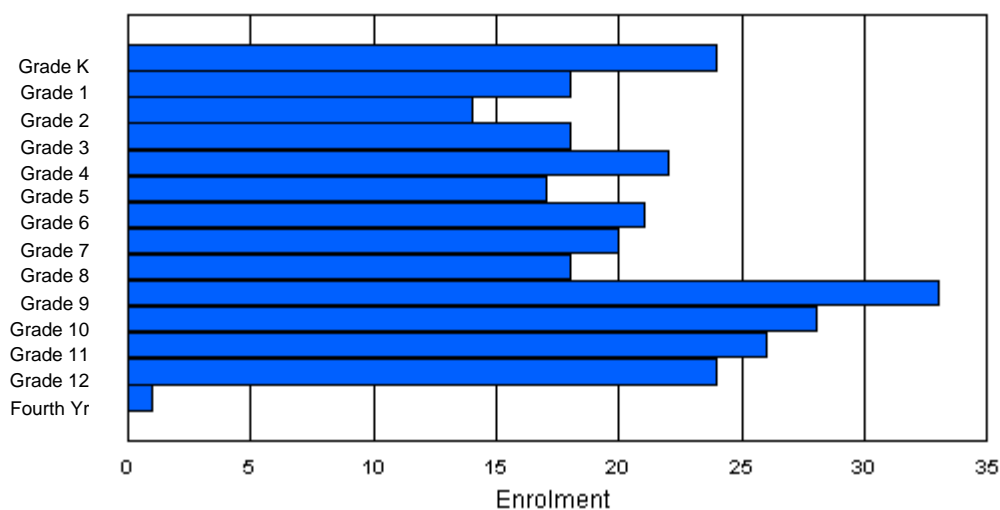
Gender	Age																Total
	5	6	7	8	9	10	11	12	13	14	15	16	17	18	19	20>	
Male	13	10	7	9	11	8	9	9	9	19	17	12	17	0	0	0	150
Female	11	8	7	9	10	10	11	11	7	14	14	9	11	2	0	0	134
Total	24	18	14	18	21	18	20	20	16	33	31	21	28	2	0	0	284

Enrolment By Grade and Gender

	<u>Grade</u>														
Gender	K	1	2	3	4	5	6	7	8	9	10	11	12	4th	Total
Male	13	10	7	9	11	8	10	9	11	19	14	17	12	0	150
Female	11	8	7	9	11	9	11	11	7	14	14	9	12	1	134
Total	24	18	14	18	22	17	21	20	18	33	28	26	24	1	284

Enrolment By Grade

For 414



* Data from the 2008-2009 AGR(Enrolment/Age as of the last day in Sept./Dec.)

** Newfoundland Statistics Classification System

*** May include itinerant teachers

District 3 - Nova Central

#416 - Smallwood Academy, Gambo

Grades: K-12

Number of Grades: 13

FTE Teachers *** : 24.8

Classification: Rural

Offers Distance Education: Yes

[School FTE PTR : 12.0](#)

[District FTE PTR : 11.8](#)

[Provincial FTE PTR : 12.3](#)

Enrolment By Age and Gender

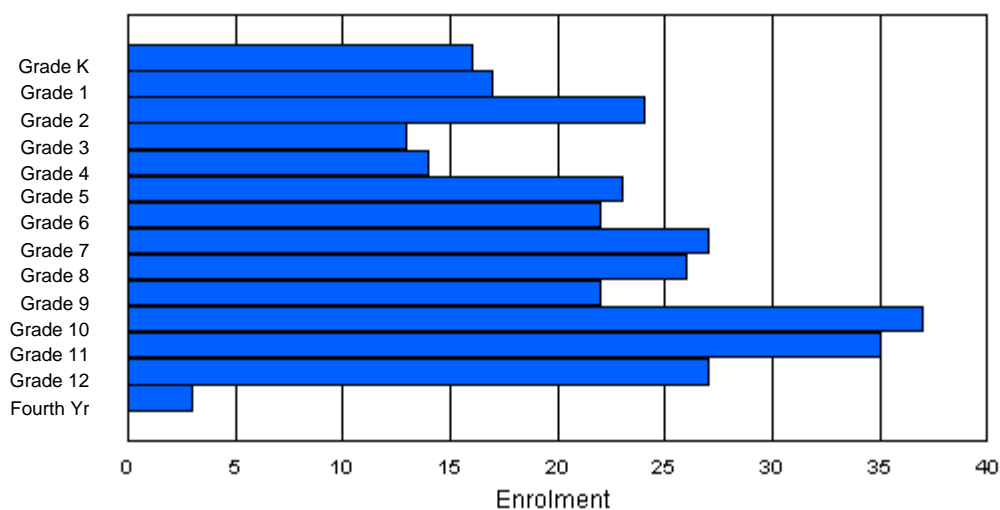
Gender	Age																Total
	5	6	7	8	9	10	11	12	13	14	15	16	17	18	19	20>	
Male	11	12	9	7	5	12	10	8	14	12	12	13	16	2	2	0	145
Female	4	6	15	5	10	11	12	18	12	11	22	18	15	1	1	0	161
Total	15	18	24	12	15	23	22	26	26	23	34	31	31	3	3	0	306

Enrolment By Grade and Gender

Gender	Grade														Total
	K	1	2	3	4	5	6	7	8	9	10	11	12	4th	
Male	12	11	9	7	5	12	10	9	14	11	14	16	14	1	145
Female	4	6	15	6	9	11	12	18	12	11	23	19	13	2	161
Total	16	17	24	13	14	23	22	27	26	22	37	35	27	3	306

Enrolment By Grade

For 416



* Data from the 2008-2009 AGR(Enrolment/Age as of the last day in Sept./Dec.)

** Newfoundland Statistics Classification System

*** May include itinerant teachers

District 3 - Nova Central

#417 - Gander Academy, Gander

Classification: Urban
Offers Distance Education: No

Grades: K-6

Number of Grades: 7

[School FTE PTR : 13.5](#)

[District FTE PTR : 11.8](#)

[Provincial FTE PTR : 12.3](#)

[FTE Teachers](#) *** : 62.0

Enrolment By Age and Gender

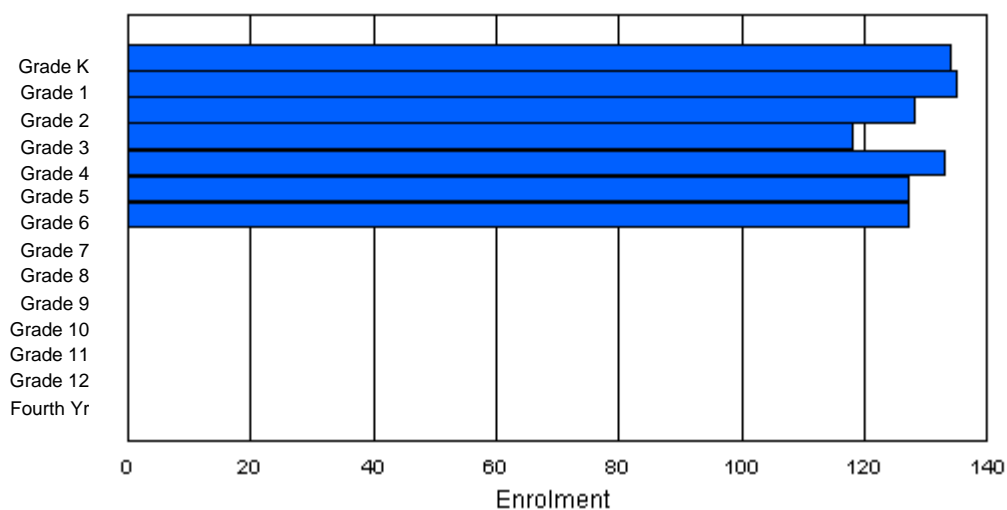
Gender	Age																Total
	5	6	7	8	9	10	11	12	13	14	15	16	17	18	19	20>	
Male	63	66	80	64	60	69	49	3	0	0	0	0	0	0	0	0	454
Female	71	67	49	54	73	59	71	4	0	0	0	0	0	0	0	0	448
Total	134	133	129	118	133	128	120	7	0	0	0	0	0	0	0	0	902

Enrolment By Grade and Gender

	<u>Grade</u>														
Gender	K	1	2	3	4	5	6	7	8	9	10	11	12	4th	Total
Male	63	68	78	65	61	67	52	0	0	0	0	0	0	0	454
Female	71	67	50	53	72	60	75	0	0	0	0	0	0	0	448
Total	134	135	128	118	133	127	127	0	0	0	0	0	0	0	902

Enrolment By Grade

For 417



* Data from the 2008-2009 AGR(Enrolment/Age as of the last day in Sept./Dec.)

** Newfoundland Statistics Classification System

*** May include itinerant teachers

District 3 - Nova Central

#418 - Gander Collegiate, Gander

Grades: 10-12

Number of Grades: 3

[FTE Teachers](#) *** : 24.3

Classification: Urban

Offers Distance Education: Yes

[School FTE PTR : 15.1](#)

[District FTE PTR : 11.8](#)

[Provincial FTE PTR : 12.3](#)

Enrolment By Age and Gender

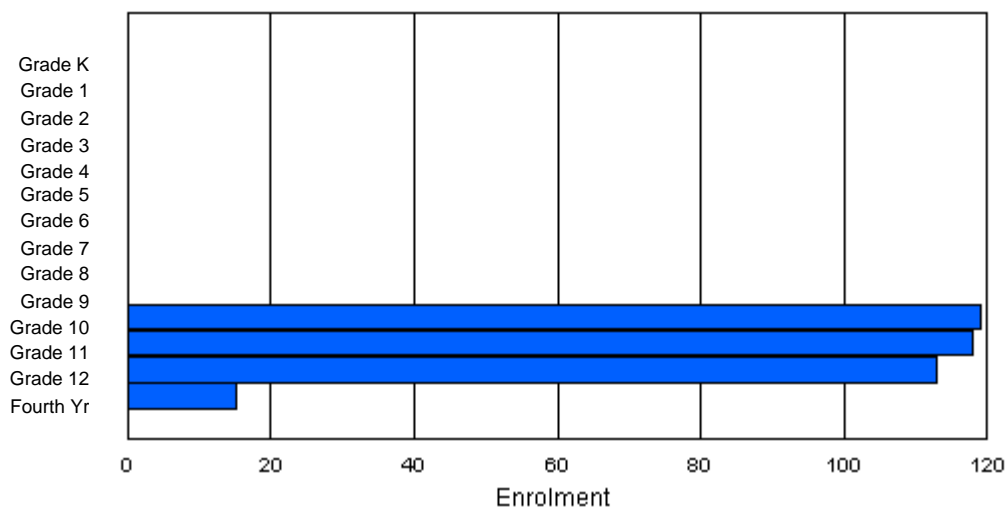
Gender	Age																	Total
	5	6	7	8	9	10	11	12	13	14	15	16	17	18	19	20>		
Male	0	0	0	0	0	0	0	0	0	0	43	58	66	14	0	0	181	
Female	0	0	0	0	0	0	0	0	0	0	64	55	58	6	1	0	184	
Total	0	0	0	0	0	0	0	0	0	0	107	113	124	20	1	0	365	

Enrolment By Grade and Gender

	Grade														
Gender	K	1	2	3	4	5	6	7	8	9	10	11	12	4th	Total
Male	0	0	0	0	0	0	0	0	0	0	49	62	60	10	181
Female	0	0	0	0	0	0	0	0	0	0	70	56	53	5	184
Total	0	0	0	0	0	0	0	0	0	0	119	118	113	15	365

Enrolment By Grade

For 418



* Data from the 2008-2009 AGR(Enrolment/Age as of the last day in Sept./Dec.)

** Newfoundland Statistics Classification System

*** May include itinerant teachers

District 3 - Nova Central

#420 - St. Paul's Intermediate School, Gander

Classification: Urban
Offers Distance Education: No

Grades: 7-9

Number of Grades: 3

[School FTE PTR : 15.7](#)

[District FTE PTR : 11.8](#)

[Provincial FTE PTR : 12.3](#)

[FTE Teachers](#) *** : 23.0

Enrolment By Age and Gender

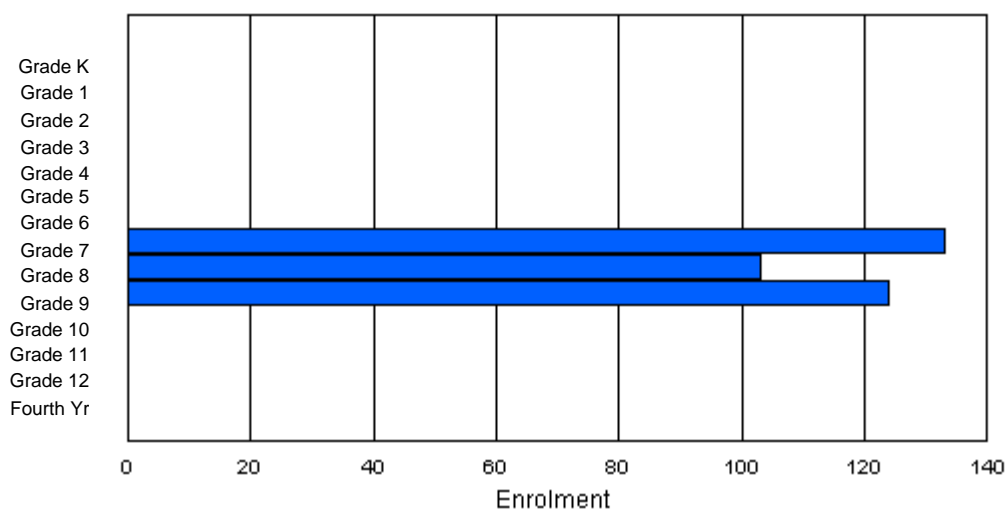
Gender	Age																Total
	5	6	7	8	9	10	11	12	13	14	15	16	17	18	19	20>	
Male	0	0	0	0	0	0	0	61	44	68	3	0	0	0	0	0	176
Female	0	0	0	0	0	0	0	70	60	51	3	0	0	0	0	0	184
Total	0	0	0	0	0	0	0	131	104	119	6	0	0	0	0	0	360

Enrolment By Grade and Gender

Gender	Grade														Total
	K	1	2	3	4	5	6	7	8	9	10	11	12	4th	
Male	0	0	0	0	0	0	0	61	46	69	0	0	0	0	176
Female	0	0	0	0	0	0	0	72	57	55	0	0	0	0	184
Total	0	0	0	0	0	0	0	133	103	124	0	0	0	0	360

Enrolment By Grade

For 420



* Data from the 2008-2009 AGR(Enrolment/Age as of the last day in Sept./Dec.)

** Newfoundland Statistics Classification System

*** May include itinerant teachers

District 3 - Nova Central

#421 - Lakewood Academy, Glenwood

Grades: K-12

Number of Grades: 13

[FTE Teachers](#) *** : 17.0

Classification: Urban

Offers Distance Education: Yes

[School FTE PTR : 11.8](#)

[District FTE PTR : 11.8](#)

[Provincial FTE PTR : 12.3](#)

Enrolment By Age and Gender

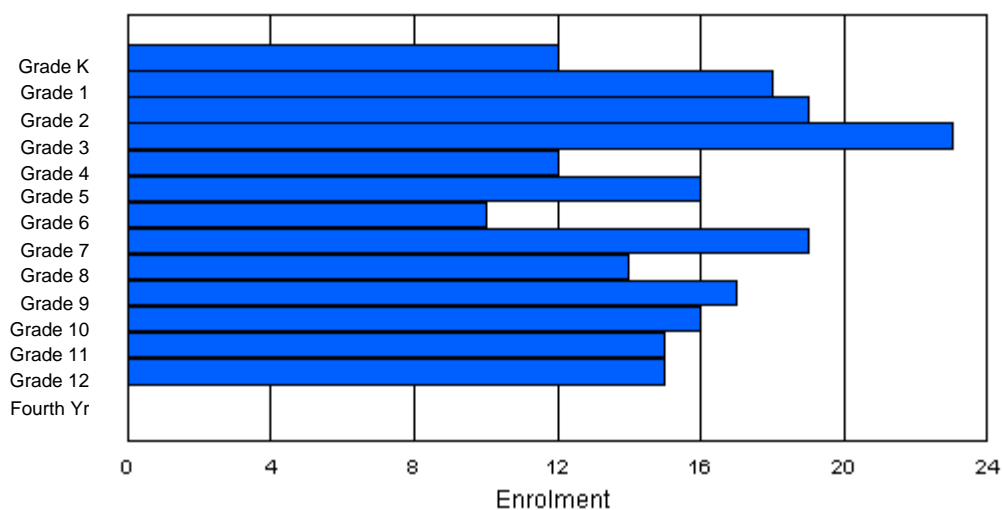
Gender	Age																Total
	5	6	7	8	9	10	11	12	13	14	15	16	17	18	19	20>	
Male	6	10	6	12	5	9	3	11	7	14	9	11	9	3	0	0	115
Female	6	8	13	9	9	7	8	7	7	2	7	4	4	0	0	0	91
Total	12	18	19	21	14	16	11	18	14	16	16	15	13	3	0	0	206

Enrolment By Grade and Gender

Gender	Grade														Total
	K	1	2	3	4	5	6	7	8	9	10	11	12	4th	
Male	6	10	6	13	4	9	2	12	7	15	9	11	11	0	115
Female	6	8	13	10	8	7	8	7	7	2	7	4	4	0	91
Total	12	18	19	23	12	16	10	19	14	17	16	15	15	0	206

Enrolment By Grade

For 421



* Data from the 2008-2009 AGR(Enrolment/Age as of the last day in Sept./Dec.)

** Newfoundland Statistics Classification System

*** May include itinerant teachers

District 3 - Nova Central

#422 - Glovertown Academy, Glovertown

Grades: K-12

Number of Grades: 13

FTE Teachers *** : 28.5

Classification: Rural

Offers Distance Education: Yes

[School FTE PTR : 13.0](#)

[District FTE PTR : 11.8](#)

[Provincial FTE PTR : 12.3](#)

Enrolment By Age and Gender

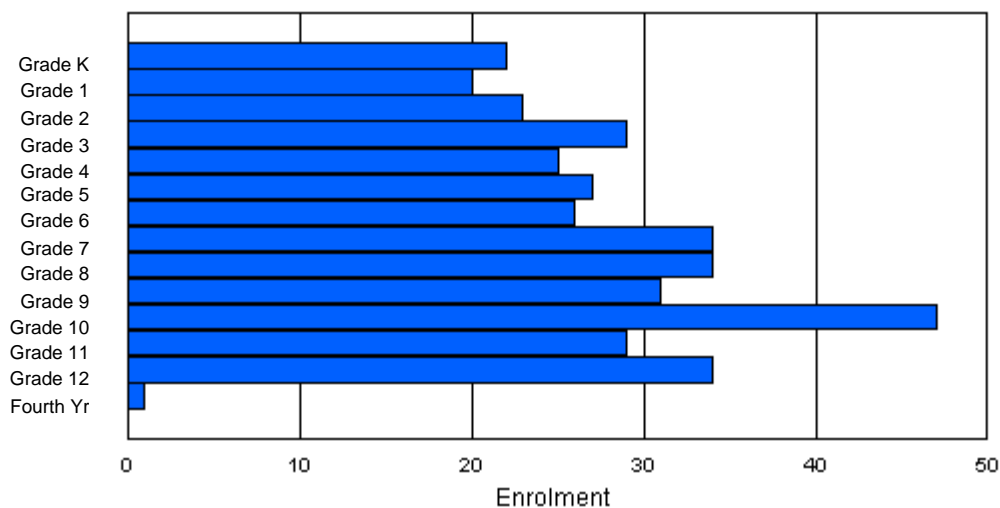
Gender	Age																Total
	5	6	7	8	9	10	11	12	13	14	15	16	17	18	19	20>	
Male	6	11	12	17	8	12	7	17	16	19	17	19	14	3	1	0	179
Female	16	9	11	11	16	17	19	16	17	15	21	16	18	1	0	0	203
Total	22	20	23	28	24	29	26	33	33	34	38	35	32	4	1	0	382

Enrolment By Grade and Gender

	<u>Grade</u>														
Gender	K	1	2	3	4	5	6	7	8	9	10	11	12	4th	Total
Male	6	11	12	18	9	10	8	16	18	17	23	15	15	1	179
Female	16	9	11	11	16	17	18	18	16	14	24	14	19	0	203
Total	22	20	23	29	25	27	26	34	34	31	47	29	34	1	382

Enrolment By Grade

For 422



* Data from the 2008-2009 AGR(Enrolment/Age as of the last day in Sept./Dec.)

** Newfoundland Statistics Classification System

*** May include itinerant teachers

District 3 - Nova Central

#426 - Hillview Academy, Norris Arm

Grades: K-9

Number of Grades: 10

[FTE Teachers](#) *** : 11.5

Classification: Rural

Offers Distance Education: No

[School FTE PTR : 9.0](#)

[District FTE PTR : 11.8](#)

[Provincial FTE PTR : 12.3](#)

Enrolment By Age and Gender

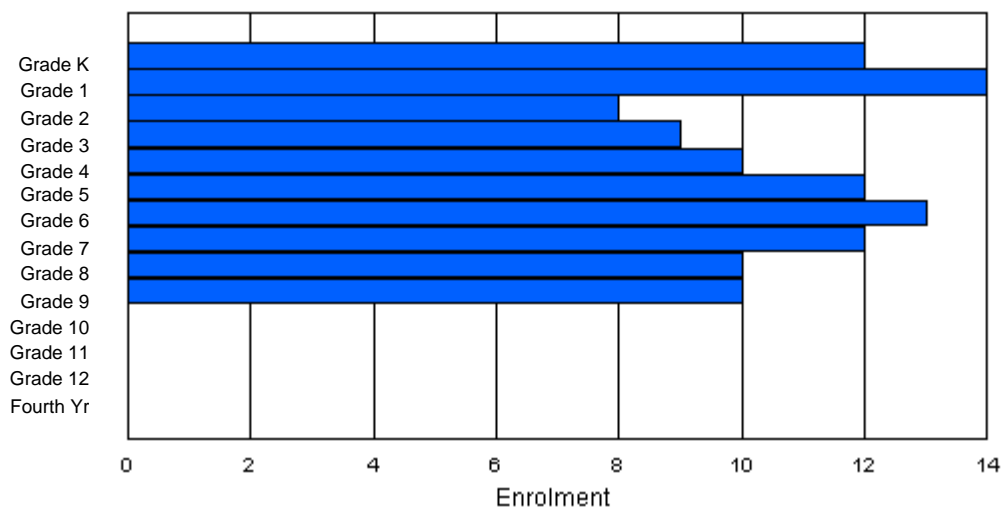
Gender	Age																	Total
	5	6	7	8	9	10	11	12	13	14	15	16	17	18	19	20>		
Male	5	8	4	6	4	7	5	7	7	4	0	0	0	0	0	0	57	
Female	7	4	6	3	6	5	8	5	3	6	0	0	0	0	0	0	53	
Total	12	12	10	9	10	12	13	12	10	10	0	0	0	0	0	0	110	

Enrolment By Grade and Gender

	<u>Grade</u>														
Gender	K	1	2	3	4	5	6	7	8	9	10	11	12	4th	Total
Male	5	10	2	6	4	7	5	7	7	4	0	0	0	0	57
Female	7	4	6	3	6	5	8	5	3	6	0	0	0	0	53
Total	12	14	8	9	10	12	13	12	10	10	0	0	0	0	110

Enrolment By Grade

For 426



* Data from the 2008-2009 AGR(Enrolment/Age as of the last day in Sept./Dec.)

** Newfoundland Statistics Classification System

*** May include itinerant teachers

District 3 - Nova Central

#478 - New World Island Academy, Summerford

Classification: Rural
Offers Distance Education: Yes

Grades: K-12

Number of Grades: 13

[School FTE PTR : 12.4](#)

[District FTE PTR : 11.8](#)

[Provincial FTE PTR : 12.3](#)

[FTE Teachers](#) *** : 34.8

Enrolment By Age and Gender

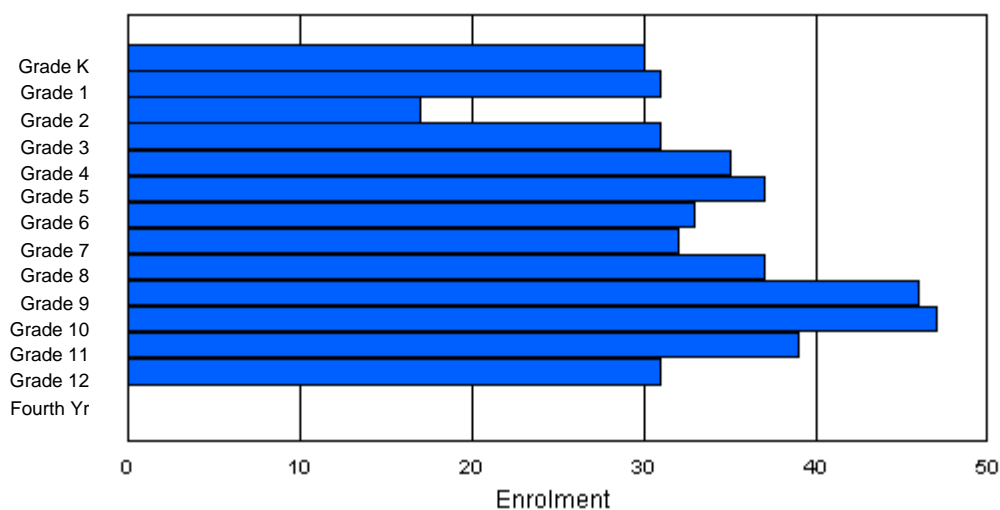
Gender	Age																Total
	5	6	7	8	9	10	11	12	13	14	15	16	17	18	19	20>	
Male	12	12	7	19	20	19	21	17	20	26	23	17	20	4	0	1	238
Female	17	20	10	12	14	18	13	15	17	19	22	16	15	0	0	0	208
Total	29	32	17	31	34	37	34	32	37	45	45	33	35	4	0	1	446

Enrolment By Grade and Gender

Gender	Grade														Total
	K	1	2	3	4	5	6	7	8	9	10	11	12	4th	
Male	12	12	7	19	20	19	21	17	20	27	24	21	19	0	238
Female	18	19	10	12	15	18	12	15	17	19	23	18	12	0	208
Total	30	31	17	31	35	37	33	32	37	46	47	39	31	0	446

Enrolment By Grade

For 478



* Data from the 2008-2009 AGR(Enrolment/Age as of the last day in Sept./Dec.)

** Newfoundland Statistics Classification System

*** May include itinerant teachers

District 3 - Nova Central

#480 - Exploits Valley High, Grand Falls-Windsor

Grades: 10-12

Number of Grades: 3

[FTE Teachers](#) *** : 34.0

Classification: Urban

Offers Distance Education: Yes

[School FTE PTR : 15.2](#)

[District FTE PTR : 11.8](#)

[Provincial FTE PTR : 12.3](#)

Enrolment By Age and Gender

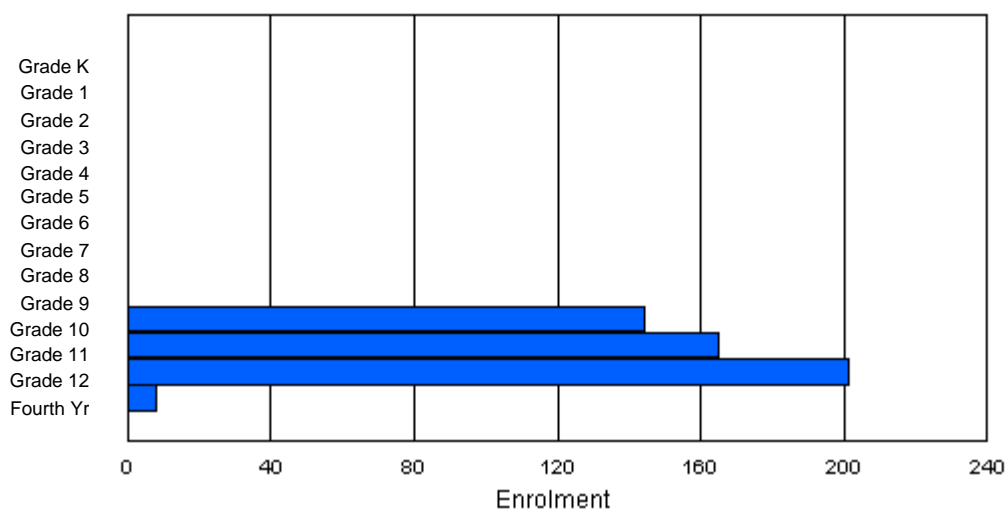
Gender	Age																	Total
	5	6	7	8	9	10	11	12	13	14	15	16	17	18	19	20>		
Male	0	0	0	0	0	0	0	0	0	0	70	77	82	19	3	0	251	
Female	0	0	0	0	1	0	0	0	0	0	66	84	88	23	5	0	267	
Total	0	0	0	0	1	0	0	0	0	0	136	161	170	42	8	0	518	

Enrolment By Grade and Gender

	<u>Grade</u>														
Gender	K	1	2	3	4	5	6	7	8	9	10	11	12	4th	Total
Male	0	0	0	0	0	0	0	0	0	0	75	79	94	3	251
Female	0	0	0	0	0	0	0	0	0	0	69	86	107	5	267
Total	0	0	0	0	0	0	0	0	0	0	144	165	201	8	518

Enrolment By Grade

For 480



* Data from the 2008-2009 AGR(Enrolment/Age as of the last day in Sept./Dec.)

** Newfoundland Statistics Classification System

*** May include itinerant teachers

District 3 - Nova Central

#481 - Exploits Valley Intermediate, Grand Falls-Windsor

Classification: Urban
Offers Distance Education: No

Grades: 7-9

Number of Grades: 3

[School FTE PTR : 15.0](#)

[District FTE PTR : 11.8](#)

[Provincial FTE PTR : 12.3](#)

[FTE Teachers](#) *** : 30.8

Enrolment By Age and Gender

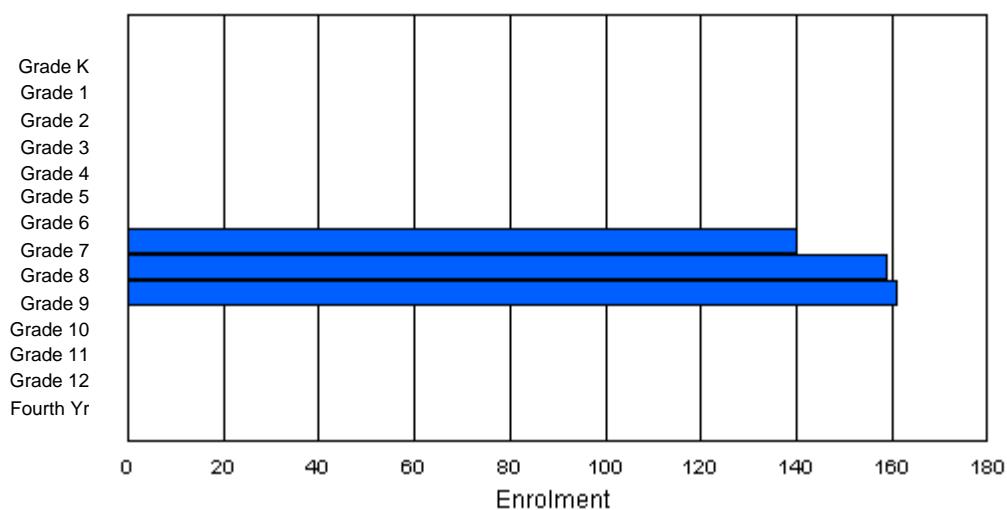
Gender	<u>Age</u>																Total
	5	6	7	8	9	10	11	12	13	14	15	16	17	18	19	20>	
Male	0	0	0	0	0	0	1	70	79	75	4	0	0	0	0	0	229
Female	0	0	0	0	0	0	0	66	75	84	5	0	0	1	0	0	231
Total	0	0	0	0	0	0	1	136	154	159	9	0	0	1	0	0	460

Enrolment By Grade and Gender

	<u>Grade</u>														
Gender	K	1	2	3	4	5	6	7	8	9	10	11	12	4th	Total
Male	0	0	0	0	0	0	0	71	82	76	0	0	0	0	229
Female	0	0	0	0	0	0	0	69	77	85	0	0	0	0	231
Total	0	0	0	0	0	0	0	140	159	161	0	0	0	0	460

Enrolment By Grade

For 481



* Data from the 2008-2009 AGR(Enrolment/Age as of the last day in Sept./Dec.)

** Newfoundland Statistics Classification System

*** May include itinerant teachers

District 4 - Eastern

#209 - Pearce Junior High School, Salt Pond

Classification: Rural

Offers Distance Education: No

Grades: 8-9

Number of Grades: 2

[School FTE PTR : 14.1](#)

[District FTE PTR : 13.0](#)

[Provincial FTE PTR : 12.3](#)

[FTE Teachers](#) *** : 19.0

Enrolment By Age and Gender

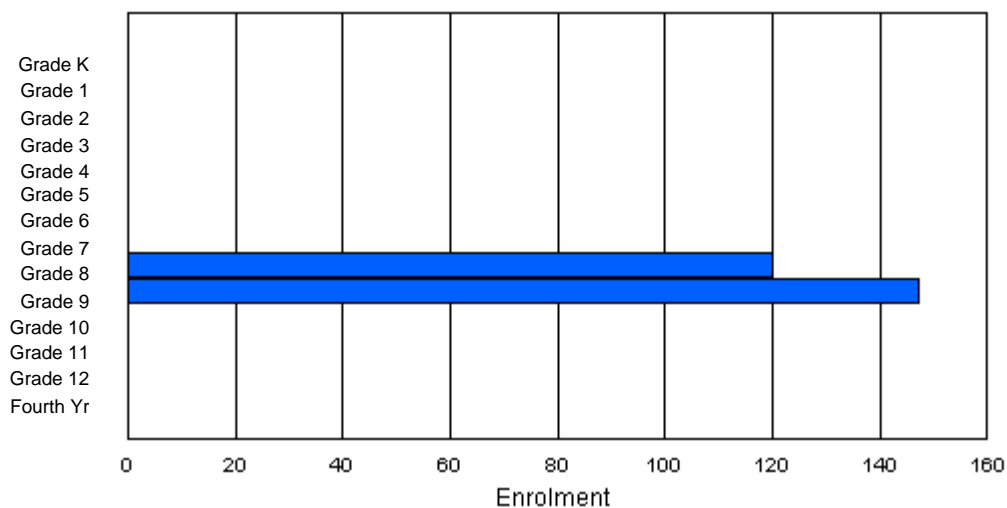
Gender	Age																	Total
	5	6	7	8	9	10	11	12	13	14	15	16	17	18	19	20>		
Male	0	0	0	0	0	0	0	1	49	86	7	0	0	0	0	0	143	
Female	0	0	0	0	0	0	0	0	66	57	1	0	0	0	0	0	124	
Total	0	0	0	0	0	0	0	1	115	143	8	0	0	0	0	0	267	

Enrolment By Grade and Gender

	<u>Grade</u>														
Gender	K	1	2	3	4	5	6	7	8	9	10	11	12	4th	Total
Male	0	0	0	0	0	0	0	0	52	91	0	0	0	0	143
Female	0	0	0	0	0	0	0	0	68	56	0	0	0	0	124
Total	0	0	0	0	0	0	0	0	120	147	0	0	0	0	267

Enrolment By Grade

For 209



* Data from the 2008-2009 AGR(Enrolment/Age as of the last day in Sept./Dec.)

** Newfoundland Statistics Classification System

*** May include itinerant teachers

District 4 - Eastern

#213 - Lake Academy, Fortune

Grades: K-7

Number of Grades: 8

[FTE Teachers](#) *** : 21.0

Classification: Rural

Offers Distance Education: No

[School FTE PTR : 12.7](#)

[District FTE PTR : 13.0](#)

[Provincial FTE PTR : 12.3](#)

Enrolment By Age and Gender

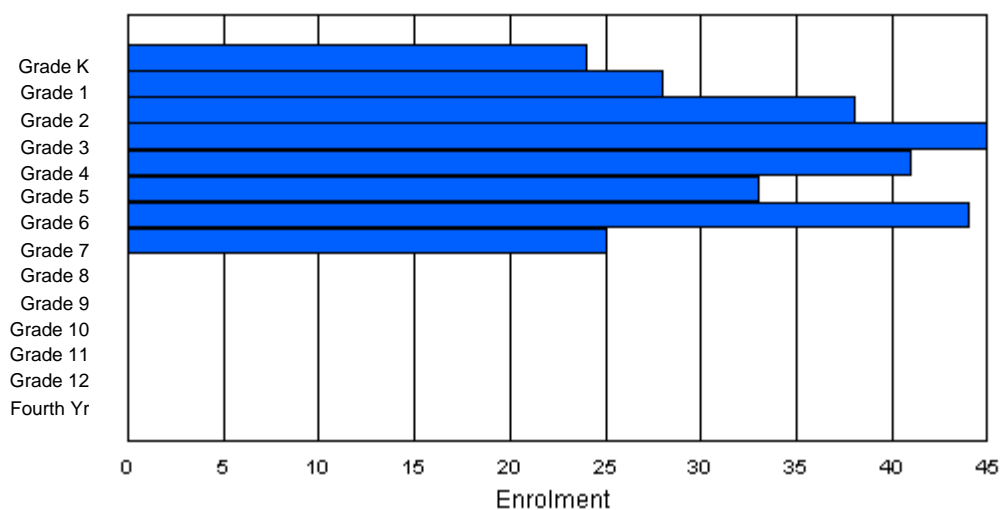
Gender	<u>Age</u>																Total
	5	6	7	8	9	10	11	12	13	14	15	16	17	18	19	20>	
Male	7	16	17	28	16	17	19	10	2	0	0	0	0	0	0	0	132
Female	17	12	21	16	23	18	23	16	0	0	0	0	0	0	0	0	146
Total	24	28	38	44	39	35	42	26	2	0	0	0	0	0	0	0	278

Enrolment By Grade and Gender

	<u>Grade</u>														
Gender	K	1	2	3	4	5	6	7	8	9	10	11	12	4th	Total
Male	7	16	17	29	17	15	21	10	0	0	0	0	0	0	132
Female	17	12	21	16	24	18	23	15	0	0	0	0	0	0	146
Total	24	28	38	45	41	33	44	25	0	0	0	0	0	0	278

Enrolment By Grade

For 213



* Data from the 2008-2009 AGR(Enrolment/Age as of the last day in Sept./Dec.)

** Newfoundland Statistics Classification System

*** May include itinerant teachers

District 4 - Eastern

#214 - John Burke High School, Grand Bank

Grades: 8-12

Number of Grades: 5

[FTE Teachers](#) *** : 16.0

Classification: Rural

Offers Distance Education: Yes

[School FTE PTR : 13.4](#)

[District FTE PTR : 13.0](#)

[Provincial FTE PTR : 12.3](#)

Enrolment By Age and Gender

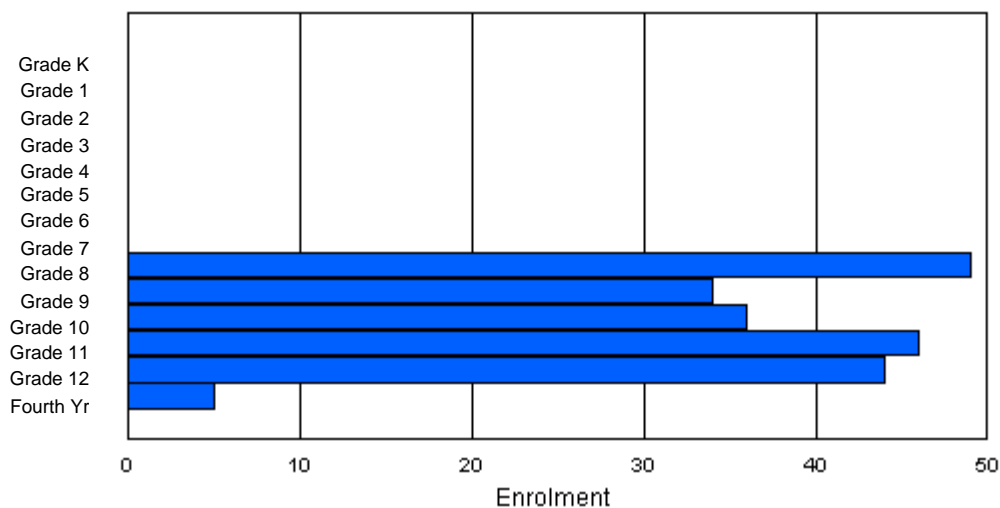
Gender	Age																	Total
	5	6	7	8	9	10	11	12	13	14	15	16	17	18	19	20>		
Male	0	0	0	0	0	0	0	0	22	17	21	23	19	12	2	0	116	
Female	0	0	0	0	0	0	0	0	23	16	13	21	21	4	0	0	98	
Total	0	0	0	0	0	0	0	0	45	33	34	44	40	16	2	0	214	

Enrolment By Grade and Gender

	<u>Grade</u>														
Gender	K	1	2	3	4	5	6	7	8	9	10	11	12	4th	Total
Male	0	0	0	0	0	0	0	0	25	17	23	24	23	4	116
Female	0	0	0	0	0	0	0	0	24	17	13	22	21	1	98
Total	0	0	0	0	0	0	0	0	49	34	36	46	44	5	214

Enrolment By Grade

For 214



* Data from the 2008-2009 AGR(Enrolment/Age as of the last day in Sept./Dec.)

** Newfoundland Statistics Classification System

*** May include itinerant teachers

District 4 - Eastern

#218 - St. Joseph's Academy, Lamaline

Grades: K-12

Number of Grades: 13

[FTE Teachers](#) *** : 15.3

Classification: Rural

Offers Distance Education: Yes

[School FTE PTR : 7.8](#)

[District FTE PTR : 13.0](#)

[Provincial FTE PTR : 12.3](#)

Enrolment By Age and Gender

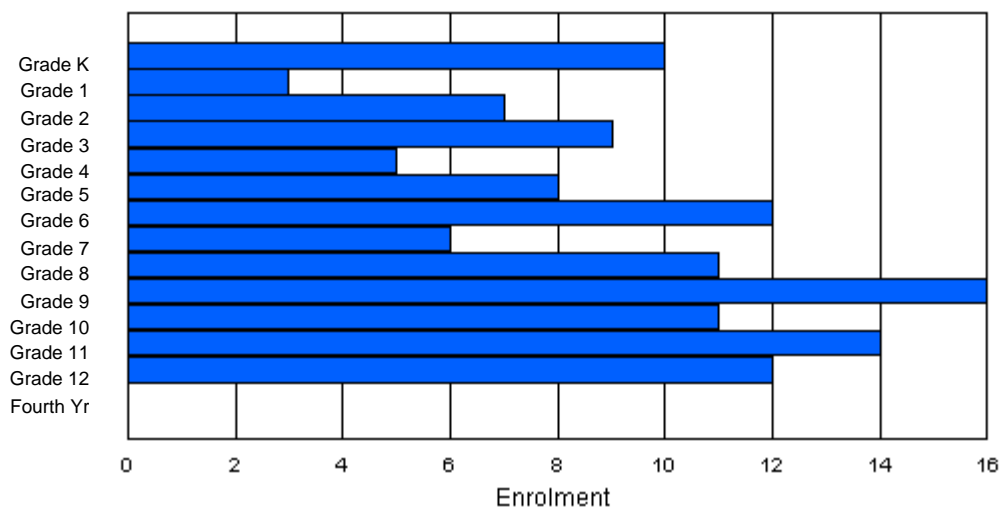
Gender	Age																	Total
	5	6	7	8	9	10	11	12	13	14	15	16	17	18	19	20>		
Male	4	1	4	2	1	2	10	3	5	12	3	5	4	3	0	0	59	
Female	6	2	3	7	2	8	2	3	5	5	5	8	6	1	2	0	65	
Total	10	3	7	9	3	10	12	6	10	17	8	13	10	4	2	0	124	

Enrolment By Grade and Gender

	<u>Grade</u>														
Gender	K	1	2	3	4	5	6	7	8	9	10	11	12	4th	Total
Male	4	1	4	2	2	1	10	3	6	11	4	8	3	0	59
Female	6	2	3	7	3	7	2	3	5	5	7	6	9	0	65
Total	10	3	7	9	5	8	12	6	11	16	11	14	12	0	124

Enrolment By Grade

For 218



* Data from the 2008-2009 AGR(Enrolment/Age as of the last day in Sept./Dec.)

** Newfoundland Statistics Classification System

*** May include itinerant teachers

District 4 - Eastern

#219 - Marystown Central High School, Marystown

Grades: 10-12

Number of Grades: 3

[FTE Teachers](#) *** : 29.5

Classification: Urban

Offers Distance Education: Yes

[School FTE PTR : 13.4](#)

[District FTE PTR : 13.0](#)

[Provincial FTE PTR : 12.3](#)

Enrolment By Age and Gender

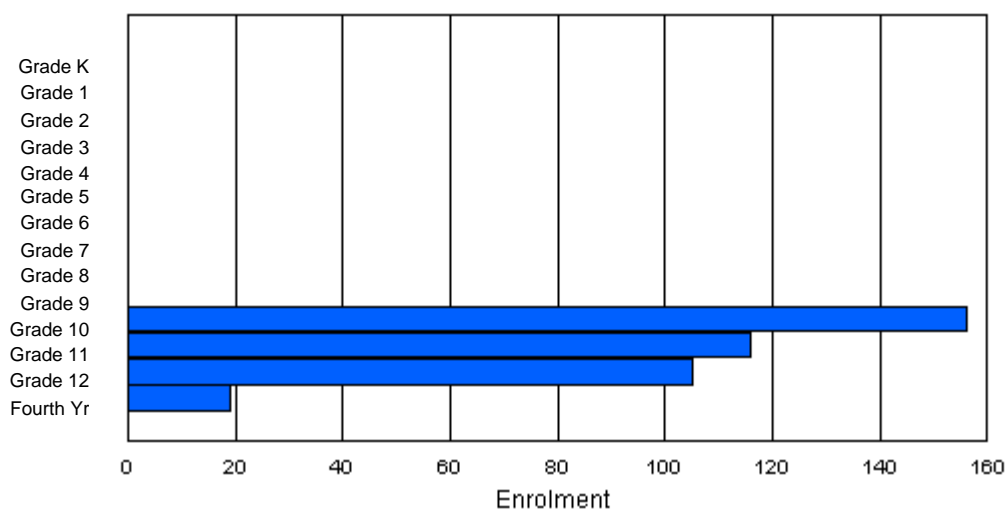
Gender	Age																	Total
	5	6	7	8	9	10	11	12	13	14	15	16	17	18	19	20>		
Male	0	0	0	0	0	0	0	0	0	0	63	64	50	18	2	0	197	
Female	0	0	0	0	0	0	0	0	0	1	54	67	64	11	1	1	199	
Total	0	0	0	0	0	0	0	0	0	1	117	131	114	29	3	1	396	

Enrolment By Grade and Gender

	<u>Grade</u>														
Gender	K	1	2	3	4	5	6	7	8	9	10	11	12	4th	Total
Male	0	0	0	0	0	0	0	0	0	0	89	53	44	11	197
Female	0	0	0	0	0	0	0	0	0	0	67	63	61	8	199
Total	0	0	0	0	0	0	0	0	0	0	156	116	105	19	396

Enrolment By Grade

For 219



* Data from the 2008-2009 AGR(Enrolment/Age as of the last day in Sept./Dec.)

** Newfoundland Statistics Classification System

*** May include itinerant teachers

District 4 - Eastern

#220 - Sacred Heart Academy, Marystown

Classification: Urban
Offers Distance Education: No

Grades: K-7

Number of Grades: 8

[School FTE PTR : 13.7](#)

[District FTE PTR : 13.0](#)

[Provincial FTE PTR : 12.3](#)

[FTE Teachers](#) *** : 37.3

Enrolment By Age and Gender

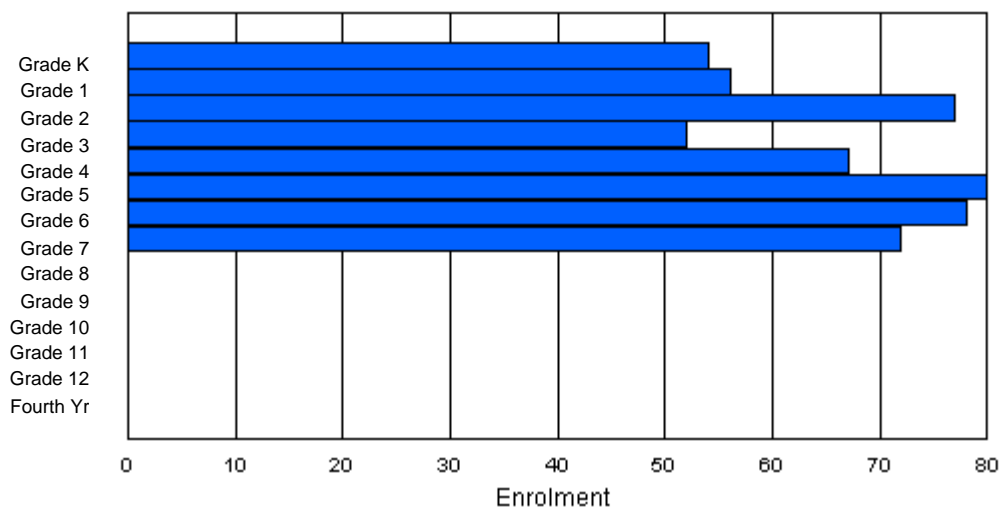
Gender	Age																Total
	5	6	7	8	9	10	11	12	13	14	15	16	17	18	19	20>	
Male	33	19	36	39	38	35	44	47	2	0	1	0	0	0	0	0	294
Female	21	37	39	15	28	45	29	28	0	0	0	0	0	0	0	0	242
Total	54	56	75	54	66	80	73	75	2	0	1	0	0	0	0	0	536

Enrolment By Grade and Gender

Gender	Grade														Total
	K	1	2	3	4	5	6	7	8	9	10	11	12	4th	
Male	33	19	38	37	39	36	46	46	0	0	0	0	0	0	294
Female	21	37	39	15	28	44	32	26	0	0	0	0	0	0	242
Total	54	56	77	52	67	80	78	72	0	0	0	0	0	0	536

Enrolment By Grade

For 220



* Data from the 2008-2009 AGR(Enrolment/Age as of the last day in Sept./Dec.)

** Newfoundland Statistics Classification System

*** May include itinerant teachers

District 4 - Eastern

#223 - Christ the King School, Rushoon

Grades: K-12

Number of Grades: 13

[FTE Teachers](#) *** : 17.5

Classification: Rural

Offers Distance Education: Yes

[School FTE PTR : 7.7](#)

[District FTE PTR : 13.0](#)

[Provincial FTE PTR : 12.3](#)

Enrolment By Age and Gender

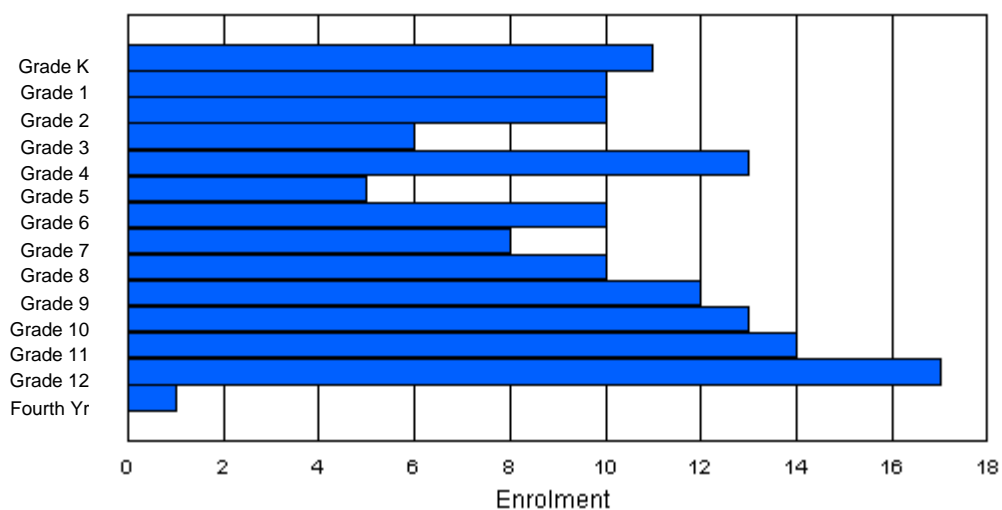
Gender	Age																	Total
	5	6	7	8	9	10	11	12	13	14	15	16	17	18	19	20>		
Male	7	7	3	4	10	3	7	5	2	2	8	10	9	0	0	0	77	
Female	4	3	7	2	3	2	3	3	8	10	4	5	8	0	0	1	63	
Total	11	10	10	6	13	5	10	8	10	12	12	15	17	0	0	1	140	

Enrolment By Grade and Gender

	<u>Grade</u>														
Gender	K	1	2	3	4	5	6	7	8	9	10	11	12	4th	Total
Male	7	7	3	4	10	3	7	5	2	2	9	9	9	0	77
Female	4	3	7	2	3	2	3	3	8	10	4	5	8	1	63
Total	11	10	10	6	13	5	10	8	10	12	13	14	17	1	140

Enrolment By Grade

For 223



* Data from the 2008-2009 AGR(Enrolment/Age as of the last day in Sept./Dec.)

** Newfoundland Statistics Classification System

*** May include itinerant teachers

District 4 - Eastern

#224 - Donald C. Jamieson Academy, Burin Bay Arm

Classification: Rural
Offers Distance Education: No

Grades: K-7

Number of Grades: 8

[School FTE PTR : 14.5](#)

[District FTE PTR : 13.0](#)

[Provincial FTE PTR : 12.3](#)

[FTE Teachers](#) *** : 26.8

Enrolment By Age and Gender

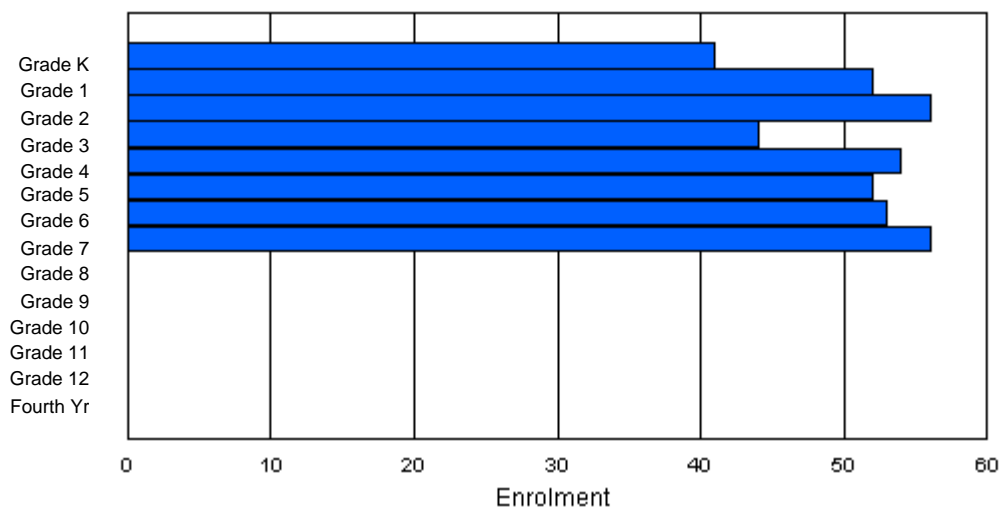
Gender	<u>Age</u>																Total
	5	6	7	8	9	10	11	12	13	14	15	16	17	18	19	20>	
Male	19	28	23	17	28	23	22	28	0	0	0	0	0	0	0	0	188
Female	22	23	34	27	26	29	28	31	0	0	0	0	0	0	0	0	220
Total	41	51	57	44	54	52	50	59	0	0	0	0	0	0	0	0	408

Enrolment By Grade and Gender

Gender	<u>Grade</u>														Total
	K	1	2	3	4	5	6	7	8	9	10	11	12	4th	
Male	19	28	23	17	28	23	24	26	0	0	0	0	0	0	188
Female	22	24	33	27	26	29	29	30	0	0	0	0	0	0	220
Total	41	52	56	44	54	52	53	56	0	0	0	0	0	0	408

Enrolment By Grade

For 224



* Data from the 2008-2009 AGR(Enrolment/Age as of the last day in Sept./Dec.)

** Newfoundland Statistics Classification System

*** May include itinerant teachers

District 4 - Eastern

#225 - St. Anne's School, South East Bight

Classification: Rural
Offers Distance Education: Yes

Grades: K-9

Number of Grades: 10

[School FTE PTR : 5.0](#)

[District FTE PTR : 13.0](#)

[Provincial FTE PTR : 12.3](#)

[FTE Teachers](#) *** : 3.0

Enrolment By Age and Gender

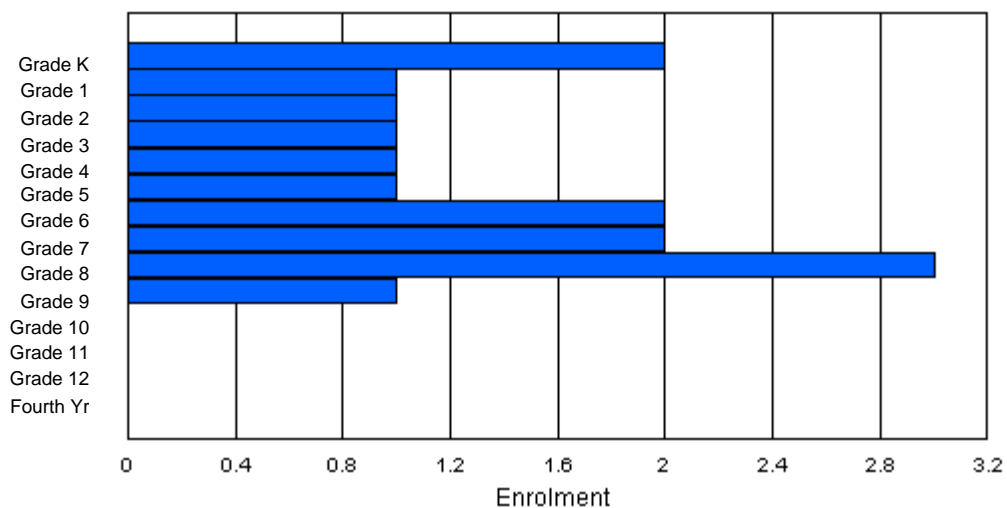
Gender	Age																	Total
	5	6	7	8	9	10	11	12	13	14	15	16	17	18	19	20>		
Male	0	1	0	0	0	1	0	1	2	0	0	0	0	0	0	0	5	
Female	2	0	1	1	1	0	2	1	1	1	0	0	0	0	0	0	10	
Total	2	1	1	1	1	1	2	2	3	1	0	0	0	0	0	0	15	

Enrolment By Grade and Gender

	<u>Grade</u>														
Gender	K	1	2	3	4	5	6	7	8	9	10	11	12	4th	Total
Male	0	1	0	0	0	1	0	1	2	0	0	0	0	0	5
Female	2	0	1	1	1	0	2	1	1	1	0	0	0	0	10
Total	2	1	1	1	1	1	2	2	3	1	0	0	0	0	15

Enrolment By Grade

For 225



* Data from the 2008-2009 AGR(Enrolment/Age as of the last day in Sept./Dec.)

** Newfoundland Statistics Classification System

*** May include itinerant teachers

District 4 - Eastern

#226 - Fortune Bay Academy, St. Bernard's - Jacques Fontaine

Grades: K-12

Number of Grades: 13

[FTE Teachers](#) *** : 17.0

Classification: Rural

Offers Distance Education: Yes

[School FTE PTR : 8.4](#)

[District FTE PTR : 13.0](#)

[Provincial FTE PTR : 12.3](#)

Enrolment By Age and Gender

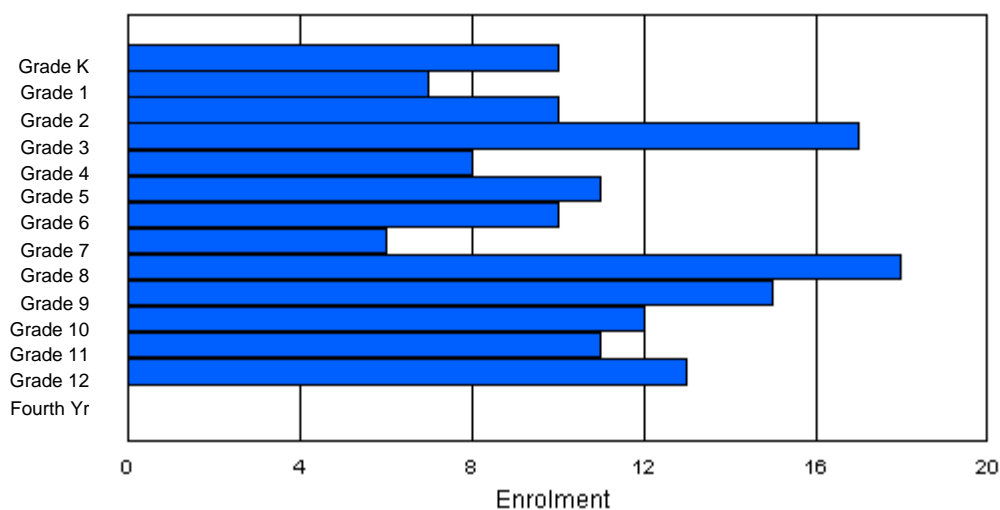
Gender	Age																	Total
	5	6	7	8	9	10	11	12	13	14	15	16	17	18	19	20>		
Male	9	4	4	10	4	5	4	4	9	9	5	6	4	0	0	0	77	
Female	1	3	6	7	4	6	5	1	11	6	6	6	8	1	0	0	71	
Total	10	7	10	17	8	11	9	5	20	15	11	12	12	1	0	0	148	

Enrolment By Grade and Gender

	<u>Grade</u>														
Gender	K	1	2	3	4	5	6	7	8	9	10	11	12	4th	Total
Male	9	4	4	10	4	5	5	4	8	9	5	6	4	0	77
Female	1	3	6	7	4	6	5	2	10	6	7	5	9	0	71
Total	10	7	10	17	8	11	10	6	18	15	12	11	13	0	148

Enrolment By Grade

For 226



* Data from the 2008-2009 AGR(Enrolment/Age as of the last day in Sept./Dec.)

** Newfoundland Statistics Classification System

*** May include itinerant teachers

District 4 - Eastern

#228 - St. Lawrence Academy, St. Lawrence

Grades: K-12

Number of Grades: 13

[FTE Teachers](#) *** : 18.8

Classification: Rural

Offers Distance Education: Yes

[School FTE PTR : 11.8](#)

[District FTE PTR : 13.0](#)

[Provincial FTE PTR : 12.3](#)

Enrolment By Age and Gender

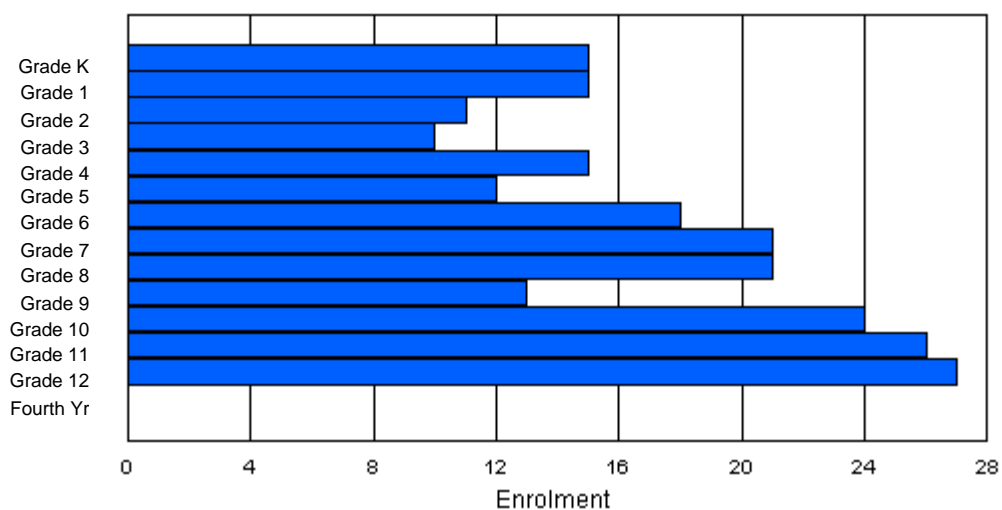
Gender	Age																	Total
	5	6	7	8	9	10	11	12	13	14	15	16	17	18	19	20>		
Male	7	9	7	7	6	8	8	11	9	4	15	13	13	3	0	0	120	
Female	7	7	3	4	8	5	7	9	13	9	10	12	11	3	0	0	108	
Total	14	16	10	11	14	13	15	20	22	13	25	25	24	6	0	0	228	

Enrolment By Grade and Gender

	<u>Grade</u>														
Gender	K	1	2	3	4	5	6	7	8	9	10	11	12	4th	Total
Male	8	8	8	6	6	8	10	10	10	4	14	14	14	0	120
Female	7	7	3	4	9	4	8	11	11	9	10	12	13	0	108
Total	15	15	11	10	15	12	18	21	21	13	24	26	27	0	228

Enrolment By Grade

For 228



* Data from the 2008-2009 AGR(Enrolment/Age as of the last day in Sept./Dec.)

** Newfoundland Statistics Classification System

*** May include itinerant teachers

District 4 - Eastern

#229 - St. Joseph's All Grade, Terrenceville

Classification: Rural
Offers Distance Education: Yes

Grades: K-12

Number of Grades: 13

[School FTE PTR : 7.8](#)

[District FTE PTR : 13.0](#)

[Provincial FTE PTR : 12.3](#)

[FTE Teachers](#) *** : 18.0

Enrolment By Age and Gender

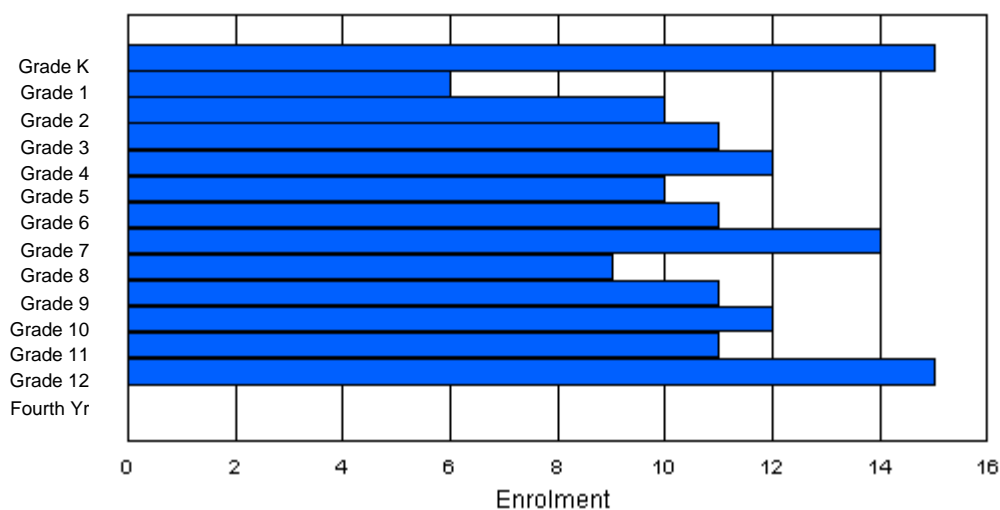
Gender	Age																	Total
	5	6	7	8	9	10	11	12	13	14	15	16	17	18	19	20>		
Male	5	4	4	4	7	6	6	6	5	6	9	5	4	2	0	0	73	
Female	9	3	5	8	5	2	5	3	8	3	7	6	9	1	0	0	74	
Total	14	7	9	12	12	8	11	9	13	9	16	11	13	3	0	0	147	

Enrolment By Grade and Gender

	<u>Grade</u>														
Gender	K	1	2	3	4	5	6	7	8	9	10	11	12	4th	Total
Male	5	4	5	3	7	8	6	8	4	7	6	4	6	0	73
Female	10	2	5	8	5	2	5	6	5	4	6	7	9	0	74
Total	15	6	10	11	12	10	11	14	9	11	12	11	15	0	147

Enrolment By Grade

For 229



* Data from the 2008-2009 AGR(Enrolment/Age as of the last day in Sept./Dec.)

** Newfoundland Statistics Classification System

*** May include itinerant teachers

District 4 - Eastern

#231 - Discovery Collegiate, Bonavista

Classification: Rural

Offers Distance Education: No

Grades: 9-12

Number of Grades: 4

[School FTE PTR : 15.5](#)

[District FTE PTR : 13.0](#)

[Provincial FTE PTR : 12.3](#)

[FTE Teachers](#) *** : 20.5

Enrolment By Age and Gender

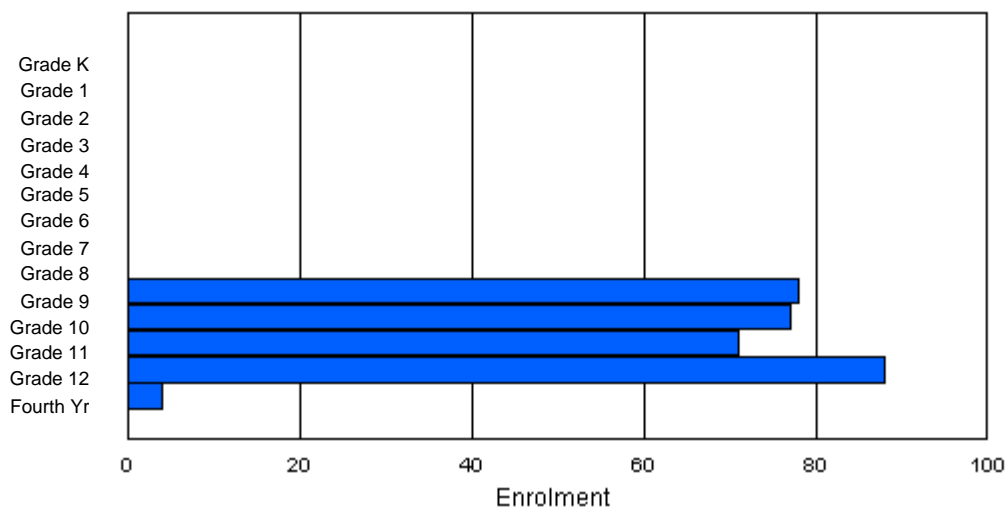
Gender	Age																	Total
	5	6	7	8	9	10	11	12	13	14	15	16	17	18	19	20>		
Male	0	0	0	0	0	0	0	0	0	36	35	43	47	10	1	1	173	
Female	0	0	0	0	0	0	0	0	0	35	38	29	41	2	0	0	145	
Total	0	0	0	0	0	0	0	0	0	71	73	72	88	12	1	1	318	

Enrolment By Grade and Gender

	<u>Grade</u>														
Gender	K	1	2	3	4	5	6	7	8	9	10	11	12	4th	Total
Male	0	0	0	0	0	0	0	0	0	41	35	41	52	4	173
Female	0	0	0	0	0	0	0	0	0	37	42	30	36	0	145
Total	0	0	0	0	0	0	0	0	0	78	77	71	88	4	318

Enrolment By Grade

For 231



* Data from the 2008-2009 AGR(Enrolment/Age as of the last day in Sept./Dec.)

** Newfoundland Statistics Classification System

*** May include itinerant teachers

District 4 - Eastern

#232 - Matthew Elementary School, Bonavista

Grades: K-8

Number of Grades: 9

[FTE Teachers](#) *** : 26.0

Classification: Rural

Offers Distance Education: No

[School FTE PTR : 12.7](#)

[District FTE PTR : 13.0](#)

[Provincial FTE PTR : 12.3](#)

Enrolment By Age and Gender

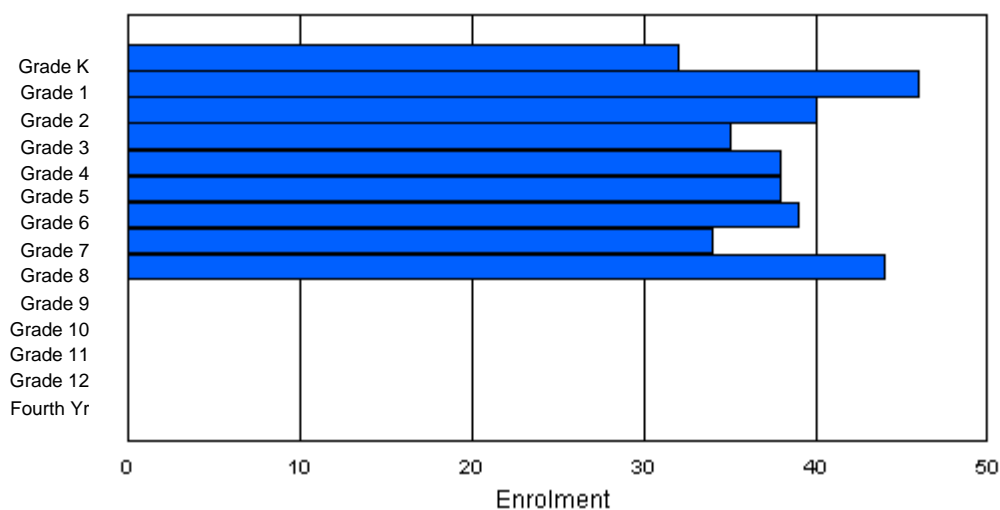
Gender	Age																Total
	5	6	7	8	9	10	11	12	13	14	15	16	17	18	19	20>	
Male	15	22	25	16	21	23	21	19	24	0	0	0	0	0	0	0	186
Female	16	22	18	19	18	13	18	17	18	1	0	0	0	0	0	0	160
Total	31	44	43	35	39	36	39	36	42	1	0	0	0	0	0	0	346

Enrolment By Grade and Gender

Gender	Grade														Total
	K	1	2	3	4	5	6	7	8	9	10	11	12	4th	
Male	15	25	22	16	21	24	21	17	25	0	0	0	0	0	186
Female	17	21	18	19	17	14	18	17	19	0	0	0	0	0	160
Total	32	46	40	35	38	38	39	34	44	0	0	0	0	0	346

Enrolment By Grade

For 232



* Data from the 2008-2009 AGR(Enrolment/Age as of the last day in Sept./Dec.)

** Newfoundland Statistics Classification System

*** May include itinerant teachers

District 4 - Eastern

#234 - Catalina Elementary School, Catalina

Grades: K-8

Number of Grades: 9

[FTE Teachers](#) *** : 13.8

Classification: Rural

Offers Distance Education: No

[School FTE PTR : 11.5](#)

[District FTE PTR : 13.0](#)

[Provincial FTE PTR : 12.3](#)

Enrolment By Age and Gender

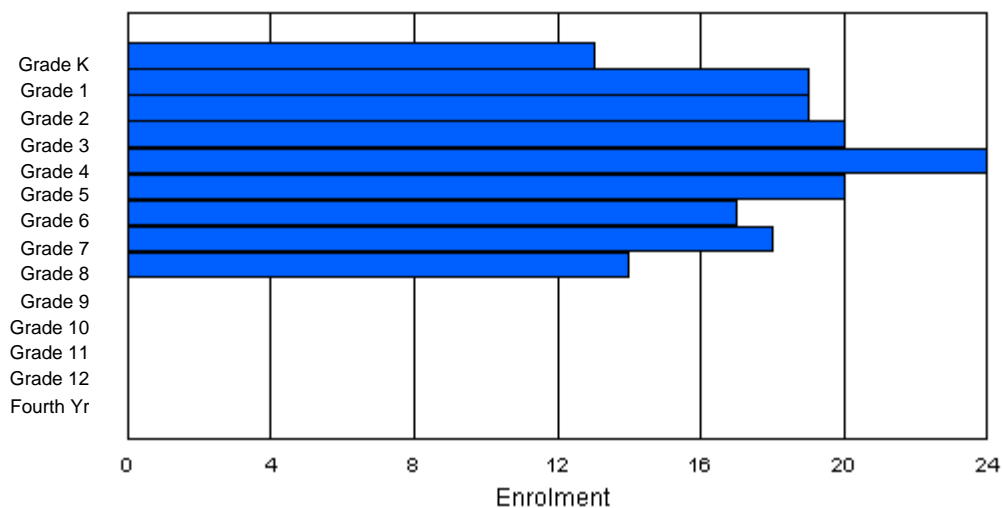
Gender	Age																Total
	5	6	7	8	9	10	11	12	13	14	15	16	17	18	19	20>	
Male	9	9	9	8	15	12	8	11	9	0	0	0	0	0	0	0	90
Female	3	11	10	12	8	9	8	7	6	0	0	0	0	0	0	0	74
Total	12	20	19	20	23	21	16	18	15	0	0	0	0	0	0	0	164

Enrolment By Grade and Gender

Gender	Grade														Total
	K	1	2	3	4	5	6	7	8	9	10	11	12	4th	
Male	9	9	9	8	15	12	9	10	9	0	0	0	0	0	90
Female	4	10	10	12	9	8	8	8	5	0	0	0	0	0	74
Total	13	19	19	20	24	20	17	18	14	0	0	0	0	0	164

Enrolment By Grade

For 234



* Data from the 2008-2009 AGR(Enrolment/Age as of the last day in Sept./Dec.)

** Newfoundland Statistics Classification System

*** May include itinerant teachers

District 4 - Eastern

#235 - Clarenville High School, Clarenville

Grades: 9-12

Number of Grades: 4

[FTE Teachers](#) *** : 25.0

Classification: Urban

Offers Distance Education: Yes

[School FTE PTR : 16.1](#)

[District FTE PTR : 13.0](#)

[Provincial FTE PTR : 12.3](#)

Enrolment By Age and Gender

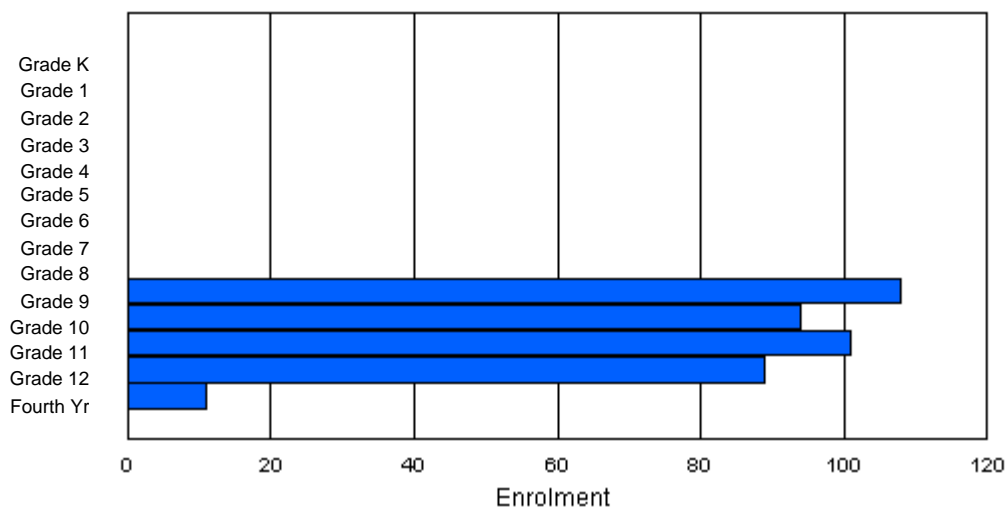
Gender	Age																	Total
	5	6	7	8	9	10	11	12	13	14	15	16	17	18	19	20>		
Male	0	0	0	0	0	0	0	0	0	62	47	49	48	11	0	0	217	
Female	0	0	0	0	0	0	0	0	0	41	48	52	34	9	1	1	186	
Total	0	0	0	0	0	0	0	0	0	103	95	101	82	20	1	1	403	

Enrolment By Grade and Gender

	<u>Grade</u>														
Gender	K	1	2	3	4	5	6	7	8	9	10	11	12	4th	Total
Male	0	0	0	0	0	0	0	0	0	65	45	49	52	6	217
Female	0	0	0	0	0	0	0	0	0	43	49	52	37	5	186
Total	0	0	0	0	0	0	0	0	0	108	94	101	89	11	403

Enrolment By Grade

For 235



* Data from the 2008-2009 AGR(Enrolment/Age as of the last day in Sept./Dec.)

** Newfoundland Statistics Classification System

*** May include itinerant teachers

District 4 - Eastern

#237 - Anthony Paddon Elementary, Musgravetown

Grades: K-6

Number of Grades: 7

[FTE Teachers](#) *** : 15.0

Classification: Rural

Offers Distance Education: No

[School FTE PTR : 11.7](#)

[District FTE PTR : 13.0](#)

[Provincial FTE PTR : 12.3](#)

Enrolment By Age and Gender

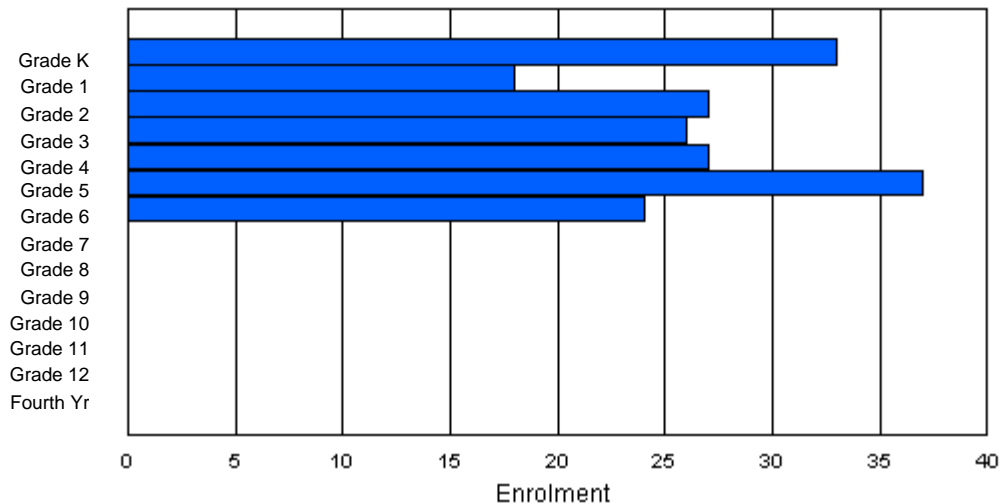
Gender	<u>Age</u>																Total
	5	6	7	8	9	10	11	12	13	14	15	16	17	18	19	20>	
Male	12	8	15	15	13	18	12	0	0	0	0	0	0	0	0	0	93
Female	21	8	14	11	14	19	12	0	0	0	0	0	0	0	0	0	99
Total	33	16	29	26	27	37	24	0	0	0	0	0	0	0	0	0	192

Enrolment By Grade and Gender

Gender	<u>Grade</u>														Total
	K	1	2	3	4	5	6	7	8	9	10	11	12	4th	
Male	12	9	14	15	13	18	12	0	0	0	0	0	0	0	93
Female	21	9	13	11	14	19	12	0	0	0	0	0	0	0	99
Total	33	18	27	26	27	37	24	0	0	0	0	0	0	0	192

Enrolment By Grade

For 237



* Data from the 2008-2009 AGR(Enrolment/Age as of the last day in Sept./Dec.)

** Newfoundland Statistics Classification System

*** May include itinerant teachers

District 4 - Eastern

#240 - Bishop White School, Port Rexton

Classification: Rural

Offers Distance Education: Yes

Grades: K-12

Number of Grades: 13

[School FTE PTR : 6.9](#)

[District FTE PTR : 13.0](#)

[Provincial FTE PTR : 12.3](#)

[FTE Teachers](#) *** : 15.8

Enrolment By Age and Gender

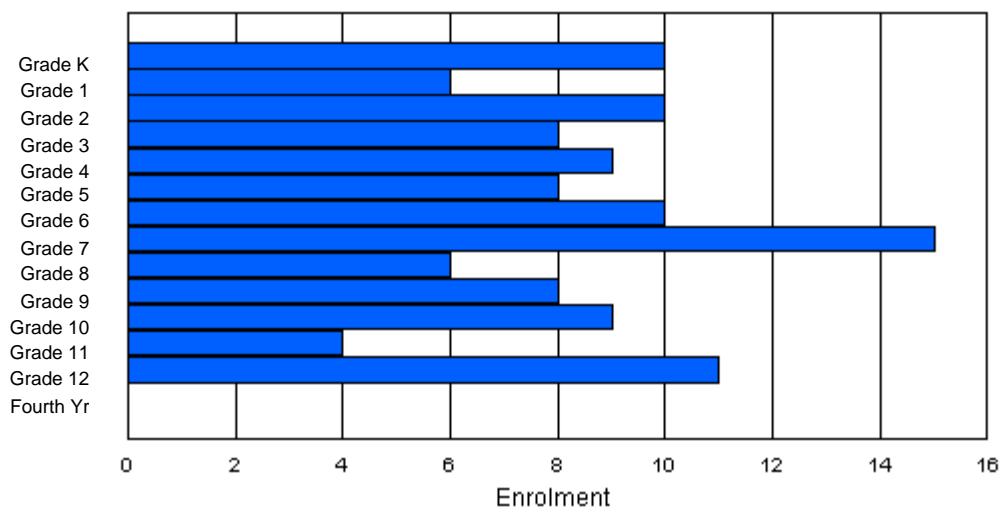
Gender	Age																Total
	5	6	7	8	9	10	11	12	13	14	15	16	17	18	19	20>	
Male	6	3	6	2	3	4	4	7	4	4	8	2	4	1	0	0	58
Female	4	3	4	6	6	4	6	8	2	4	1	2	6	0	0	0	56
Total	10	6	10	8	9	8	10	15	6	8	9	4	10	1	0	0	114

Enrolment By Grade and Gender

	<u>Grade</u>														
Gender	K	1	2	3	4	5	6	7	8	9	10	11	12	4th	Total
Male	6	3	6	2	3	4	4	7	4	4	8	2	5	0	58
Female	4	3	4	6	6	4	6	8	2	4	1	2	6	0	56
Total	10	6	10	8	9	8	10	15	6	8	9	4	11	0	114

Enrolment By Grade

For 240



* Data from the 2008-2009 AGR(Enrolment/Age as of the last day in Sept./Dec.)

** Newfoundland Statistics Classification System

*** May include itinerant teachers

District 4 - Eastern

#242 - Random Island Academy, Hickman's Harbour

Grades: K-12

Number of Grades: 13

[FTE Teachers](#) *** : 17.9

Classification: Rural

Offers Distance Education: Yes

[School FTE PTR : 10.6](#)

[District FTE PTR : 13.0](#)

[Provincial FTE PTR : 12.3](#)

Enrolment By Age and Gender

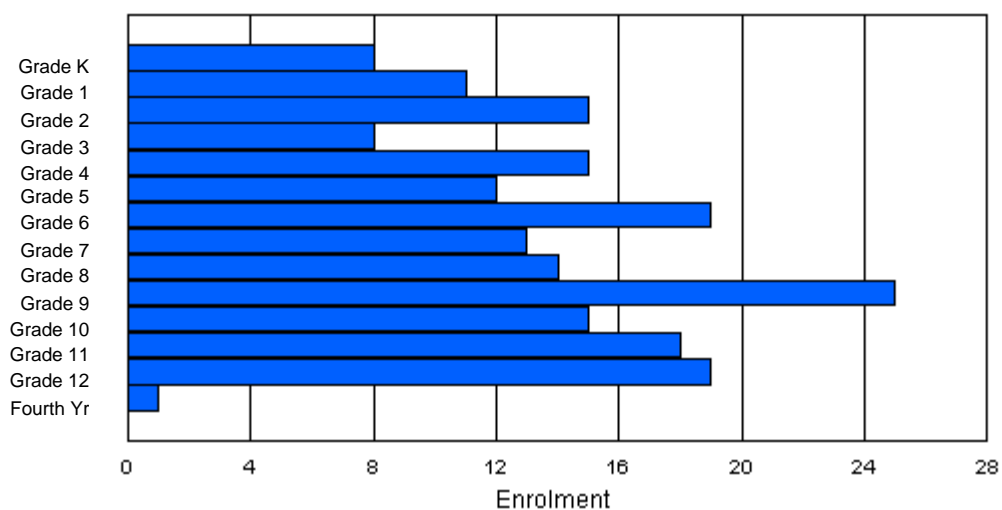
Gender	Age																	Total
	5	6	7	8	9	10	11	12	13	14	15	16	17	18	19	20>		
Male	3	7	6	3	8	4	10	9	7	13	9	10	12	1	0	1	103	
Female	4	5	9	5	6	8	10	4	6	13	5	7	7	1	0	0	90	
Total	7	12	15	8	14	12	20	13	13	26	14	17	19	2	0	1	193	

Enrolment By Grade and Gender

	Grade														
Gender	K	1	2	3	4	5	6	7	8	9	10	11	12	4th	Total
Male	4	6	6	3	9	4	9	9	7	13	10	11	11	1	103
Female	4	5	9	5	6	8	10	4	7	12	5	7	8	0	90
Total	8	11	15	8	15	12	19	13	14	25	15	18	19	1	193

Enrolment By Grade

For 242



* Data from the 2008-2009 AGR(Enrolment/Age as of the last day in Sept./Dec.)

** Newfoundland Statistics Classification System

*** May include itinerant teachers

District 4 - Eastern

#243 - Balbo Elementary School, Shoal Harbour

Grades: K-8

Number of Grades: 9

[FTE Teachers](#) *** : 26.5

Classification: Urban

Offers Distance Education: No

[School FTE PTR : 13.4](#)

[District FTE PTR : 13.0](#)

[Provincial FTE PTR : 12.3](#)

Enrolment By Age and Gender

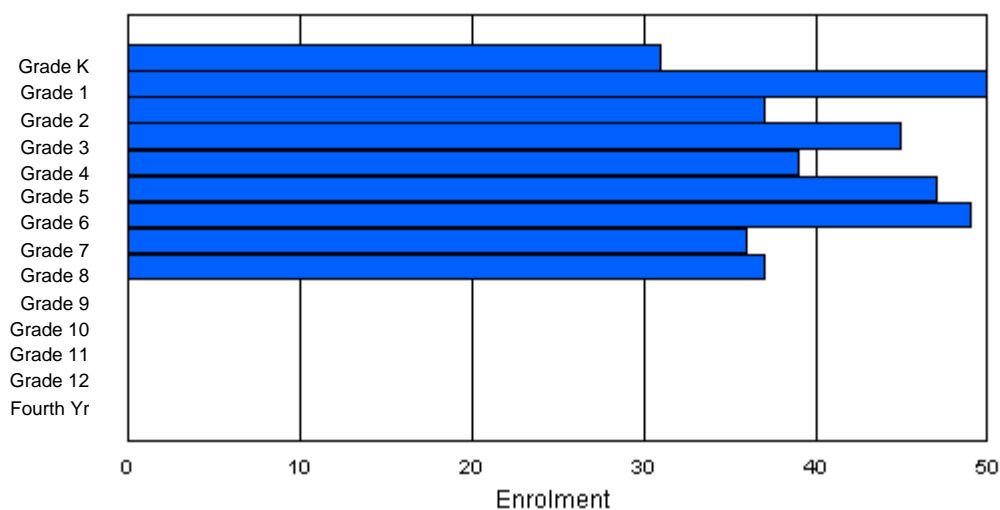
Gender	Age																Total
	5	6	7	8	9	10	11	12	13	14	15	16	17	18	19	20>	
Male	12	24	16	22	28	24	27	17	20	0	0	0	0	0	0	0	190
Female	18	26	21	21	14	23	23	18	17	0	0	0	0	0	0	0	181
Total	30	50	37	43	42	47	50	35	37	0	0	0	0	0	0	0	371

Enrolment By Grade and Gender

Gender	Grade														Total
	K	1	2	3	4	5	6	7	8	9	10	11	12	4th	
Male	12	24	17	24	25	24	26	18	20	0	0	0	0	0	190
Female	19	26	20	21	14	23	23	18	17	0	0	0	0	0	181
Total	31	50	37	45	39	47	49	36	37	0	0	0	0	0	371

Enrolment By Grade

For 243



* Data from the 2008-2009 AGR(Enrolment/Age as of the last day in Sept./Dec.)

** Newfoundland Statistics Classification System

*** May include itinerant teachers

District 4 - Eastern

#246 - Swift Current Academy, Swift Current

Grades: K-12

Number of Grades: 13

[FTE Teachers](#) *** : 8.5

Classification: Rural

Offers Distance Education: Yes

[School FTE PTR : 7.7](#)

[District FTE PTR : 13.0](#)

[Provincial FTE PTR : 12.3](#)

Enrolment By Age and Gender

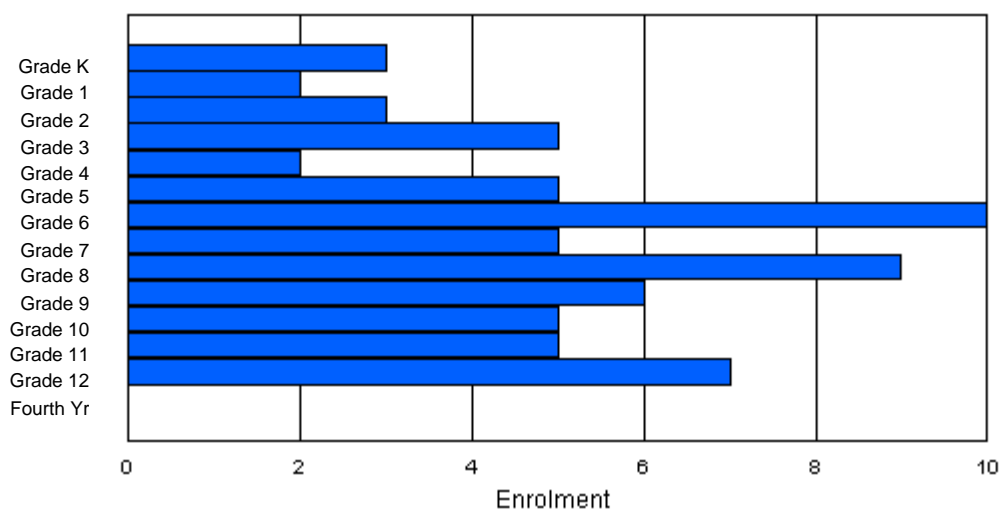
Gender	Age																	Total
	5	6	7	8	9	10	11	12	13	14	15	16	17	18	19	20>		
Male	3	0	0	3	1	3	6	3	7	2	2	1	5	1	0	0	37	
Female	0	2	3	2	1	1	5	1	2	4	3	3	2	0	0	1	30	
Total	3	2	3	5	2	4	11	4	9	6	5	4	7	1	0	1	67	

Enrolment By Grade and Gender

	<u>Grade</u>														
Gender	K	1	2	3	4	5	6	7	8	9	10	11	12	4th	Total
Male	3	0	0	3	1	3	6	3	7	2	2	2	5	0	37
Female	0	2	3	2	1	2	4	2	2	4	3	3	2	0	30
Total	3	2	3	5	2	5	10	5	9	6	5	5	7	0	67

Enrolment By Grade

For 246



* Data from the 2008-2009 AGR(Enrolment/Age as of the last day in Sept./Dec.)

** Newfoundland Statistics Classification System

*** May include itinerant teachers

District 4 - Eastern

#247 - Roncalli Central High, Avondale

Grades: 7-12

Number of Grades: 6

[FTE Teachers](#) *** : 23.5

Classification: Rural

Offers Distance Education: Yes

[School FTE PTR : 14.0](#)

[District FTE PTR : 13.0](#)

[Provincial FTE PTR : 12.3](#)

Enrolment By Age and Gender

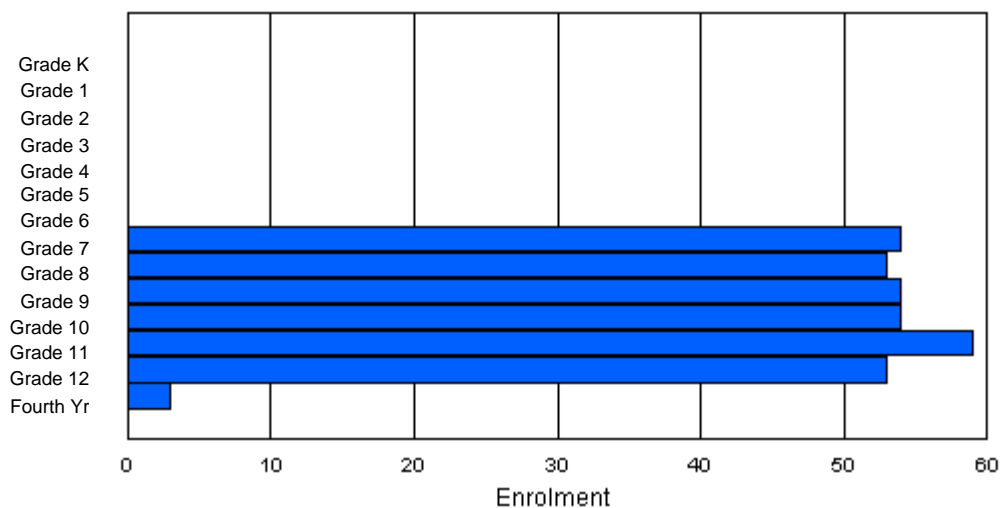
Gender	Age																	Total
	5	6	7	8	9	10	11	12	13	14	15	16	17	18	19	20>		
Male	0	0	0	0	0	0	0	26	27	25	20	33	25	8	0	0	164	
Female	0	0	0	0	0	0	0	26	28	27	29	27	25	2	1	1	166	
Total	0	0	0	0	0	0	0	52	55	52	49	60	50	10	1	1	330	

Enrolment By Grade and Gender

	<u>Grade</u>														
Gender	K	1	2	3	4	5	6	7	8	9	10	11	12	4th	Total
Male	0	0	0	0	0	0	0	28	25	27	22	34	26	2	164
Female	0	0	0	0	0	0	0	26	28	27	32	25	27	1	166
Total	0	0	0	0	0	0	0	54	53	54	54	59	53	3	330

Enrolment By Grade

For 247



* Data from the 2008-2009 AGR(Enrolment/Age as of the last day in Sept./Dec.)

** Newfoundland Statistics Classification System

*** May include itinerant teachers

District 4 - Eastern

#248 - Amalgamated Academy, Bay Roberts

Grades: 4-9

Number of Grades: 6

Classification: Urban

Offers Distance Education: No

[School FTE PTR : 15.4](#)

[District FTE PTR : 13.0](#)

[Provincial FTE PTR : 12.3](#)

[FTE Teachers](#) *** : 44.0

Enrolment By Age and Gender

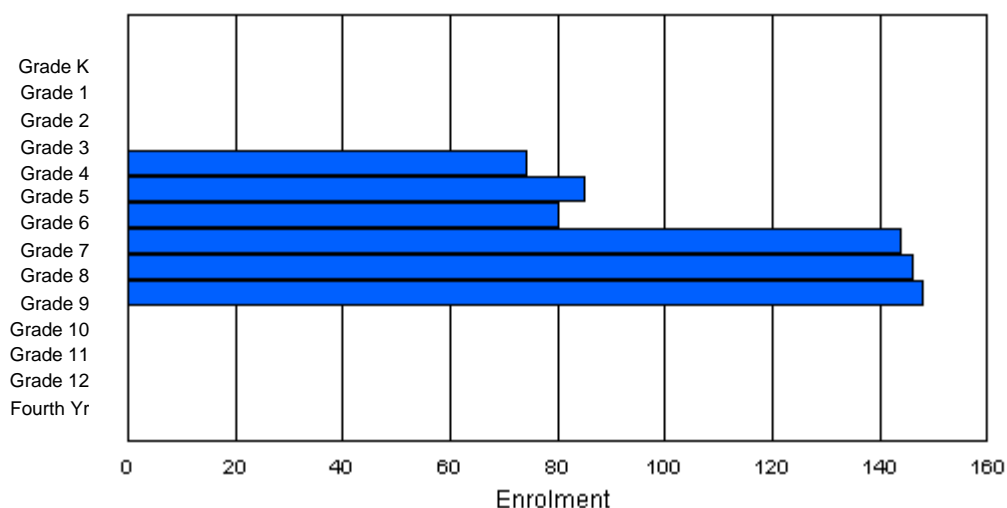
Gender	Age																Total
	5	6	7	8	9	10	11	12	13	14	15	16	17	18	19	20>	
Male	0	0	0	0	40	44	44	78	65	72	1	0	0	0	0	0	344
Female	0	0	0	0	35	40	35	65	78	79	1	0	0	0	0	0	333
Total	0	0	0	0	75	84	79	143	143	151	2	0	0	0	0	0	677

Enrolment By Grade and Gender

	Grade														
Gender	K	1	2	3	4	5	6	7	8	9	10	11	12	4th	Total
Male	0	0	0	0	39	45	45	78	67	70	0	0	0	0	344
Female	0	0	0	0	35	40	35	66	79	78	0	0	0	0	333
Total	0	0	0	0	74	85	80	144	146	148	0	0	0	0	677

Enrolment By Grade

For 248



* Data from the 2008-2009 AGR(Enrolment/Age as of the last day in Sept./Dec.)

** Newfoundland Statistics Classification System

*** May include itinerant teachers

District 4 - Eastern

#249 - Ascension Collegiate, Bay Roberts

Grades: 10-12

Number of Grades: 3

[FTE Teachers](#) *** : 39.8

Classification: Urban

Offers Distance Education: No

[School FTE PTR : 15.4](#)

[District FTE PTR : 13.0](#)

[Provincial FTE PTR : 12.3](#)

Enrolment By Age and Gender

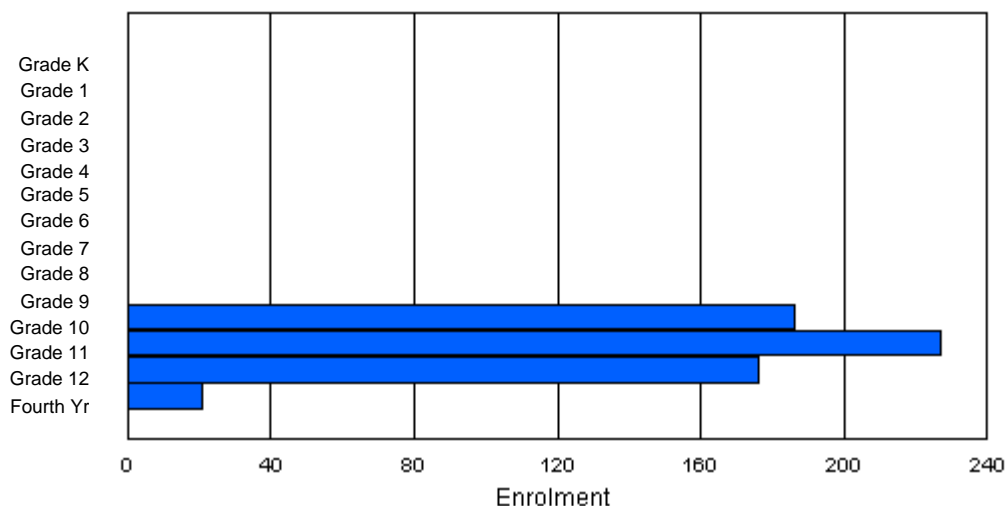
Gender	Age																	Total
	5	6	7	8	9	10	11	12	13	14	15	16	17	18	19	20>		
Male	0	0	0	0	0	0	0	0	0	0	91	105	92	23	4	1	316	
Female	0	0	0	0	0	0	0	0	0	0	83	100	99	11	1	0	294	
Total	0	0	0	0	0	0	0	0	0	0	174	205	191	34	5	1	610	

Enrolment By Grade and Gender

	<u>Grade</u>														
Gender	K	1	2	3	4	5	6	7	8	9	10	11	12	4th	Total
Male	0	0	0	0	0	0	0	0	0	0	102	117	84	13	316
Female	0	0	0	0	0	0	0	0	0	0	84	110	92	8	294
Total	0	0	0	0	0	0	0	0	0	0	186	227	176	21	610

Enrolment By Grade

For 249



* Data from the 2008-2009 AGR(Enrolment/Age as of the last day in Sept./Dec.)

** Newfoundland Statistics Classification System

*** May include itinerant teachers

District 4 - Eastern

#253 - Carbonear Collegiate, Carbonear

Grades: 10-12

Number of Grades: 3

[FTE Teachers](#) *** : 30.3

Classification: Rural

Offers Distance Education: Yes

[School FTE PTR : 16.1](#)

[District FTE PTR : 13.0](#)

[Provincial FTE PTR : 12.3](#)

Enrolment By Age and Gender

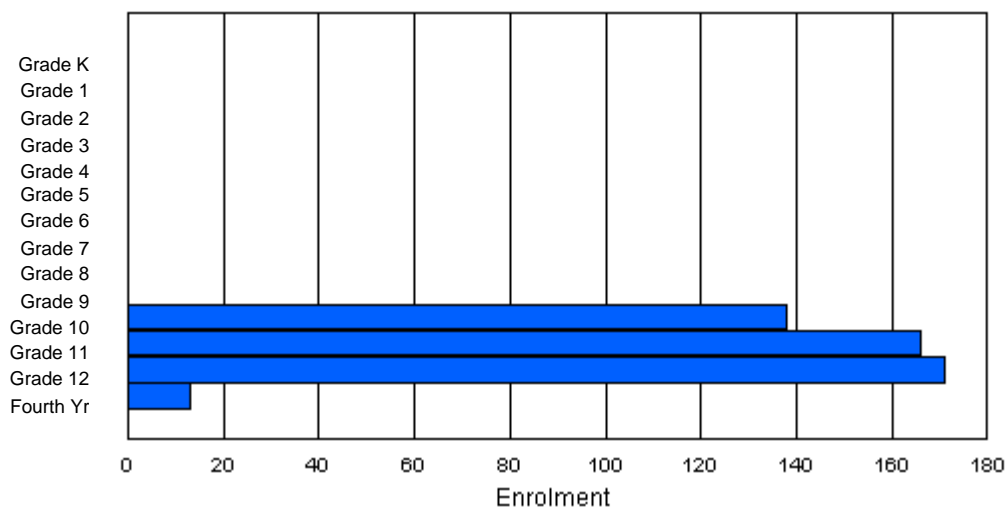
Gender	Age																	Total
	5	6	7	8	9	10	11	12	13	14	15	16	17	18	19	20>		
Male	0	0	0	0	0	0	0	0	0	0	69	83	91	17	3	0	263	
Female	0	0	0	0	0	0	0	0	0	0	62	80	74	8	1	0	225	
Total	0	0	0	0	0	0	0	0	0	0	131	163	165	25	4	0	488	

Enrolment By Grade and Gender

	<u>Grade</u>														
Gender	K	1	2	3	4	5	6	7	8	9	10	11	12	4th	Total
Male	0	0	0	0	0	0	0	0	0	0	72	85	99	7	263
Female	0	0	0	0	0	0	0	0	0	0	66	81	72	6	225
Total	0	0	0	0	0	0	0	0	0	0	138	166	171	13	488

Enrolment By Grade

For 253



* Data from the 2008-2009 AGR(Enrolment/Age as of the last day in Sept./Dec.)

** Newfoundland Statistics Classification System

*** May include itinerant teachers

District 4 - Eastern

#254 - Davis Elementary, Carbonear

Grades: K-5

Number of Grades: 6

[FTE Teachers](#) *** : 20.5

Classification: Rural

Offers Distance Education: No

[School FTE PTR : 12.9](#)

[District FTE PTR : 13.0](#)

[Provincial FTE PTR : 12.3](#)

Enrolment By Age and Gender

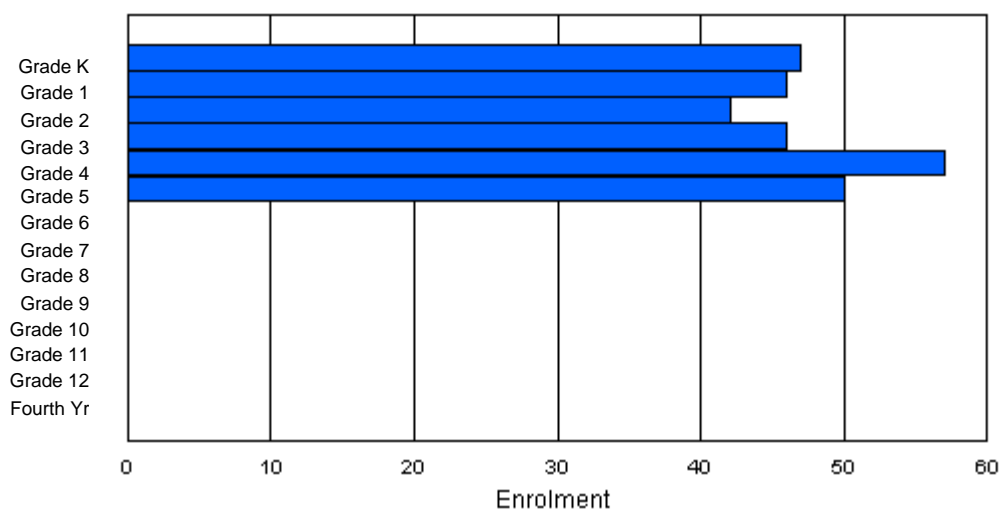
Gender	Age																	Total
	5	6	7	8	9	10	11	12	13	14	15	16	17	18	19	20>		
Male	21	24	17	23	33	24	1	0	0	0	0	0	0	0	0	0	143	
Female	25	23	25	20	26	26	0	0	0	0	0	0	0	0	0	0	145	
Total	46	47	42	43	59	50	1	0	0	0	0	0	0	0	0	0	288	

Enrolment By Grade and Gender

	<u>Grade</u>															
Gender	K	1	2	3	4	5	6	7	8	9	10	11	12	4th	Total	
Male	21	24	17	25	32	24	0	0	0	0	0	0	0	0	143	
Female	26	22	25	21	25	26	0	0	0	0	0	0	0	0	145	
Total	47	46	42	46	57	50	0	0	0	0	0	0	0	0	288	

Enrolment By Grade

For 254



* Data from the 2008-2009 AGR(Enrolment/Age as of the last day in Sept./Dec.)

** Newfoundland Statistics Classification System

*** May include itinerant teachers

District 4 - Eastern

#258 - Holy Family Elementary, Chapel Arm

Grades: K-6

Number of Grades: 7

[FTE Teachers](#) *** : 10.0

Classification: Rural

Offers Distance Education: No

[School FTE PTR : 11.7](#)

[District FTE PTR : 13.0](#)

[Provincial FTE PTR : 12.3](#)

Enrolment By Age and Gender

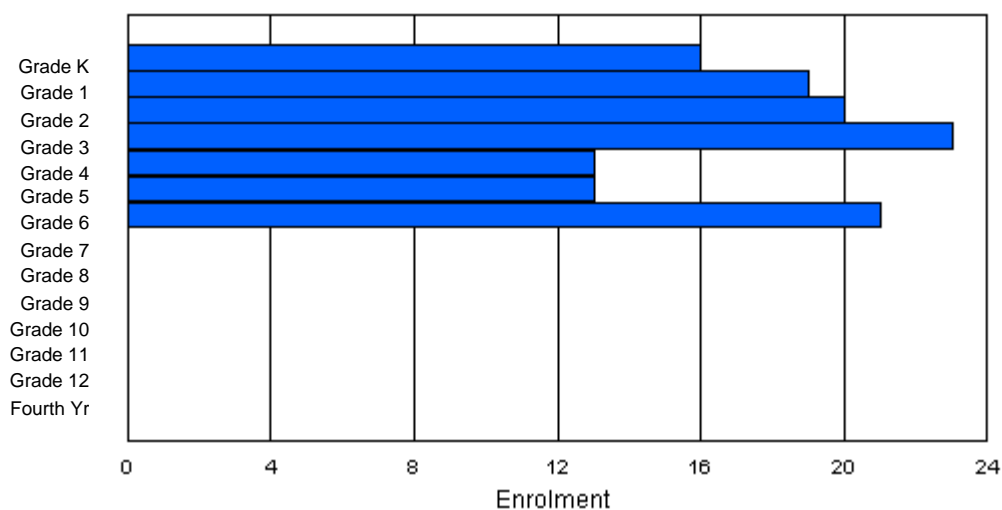
Gender	<u>Age</u>																Total
	5	6	7	8	9	10	11	12	13	14	15	16	17	18	19	20>	
Male	3	9	11	9	6	7	7	2	0	0	0	0	0	0	0	0	54
Female	13	10	9	13	7	7	11	1	0	0	0	0	0	0	0	0	71
Total	16	19	20	22	13	14	18	3	0	0	0	0	0	0	0	0	125

Enrolment By Grade and Gender

Gender	<u>Grade</u>														Total
	K	1	2	3	4	5	6	7	8	9	10	11	12	4th	
Male	3	9	11	9	7	6	9	0	0	0	0	0	0	0	54
Female	13	10	9	14	6	7	12	0	0	0	0	0	0	0	71
Total	16	19	20	23	13	13	21	0	0	0	0	0	0	0	125

Enrolment By Grade

For 258



* Data from the 2008-2009 AGR(Enrolment/Age as of the last day in Sept./Dec.)

** Newfoundland Statistics Classification System

*** May include itinerant teachers

District 4 - Eastern

#259 - Coley's Point Primary, Coley's Point

Grades: K-3

Number of Grades: 4

[FTE Teachers](#) *** : 22.5

Classification: Rural

Offers Distance Education: No

[School FTE PTR : 13.4](#)

[District FTE PTR : 13.0](#)

[Provincial FTE PTR : 12.3](#)

Enrolment By Age and Gender

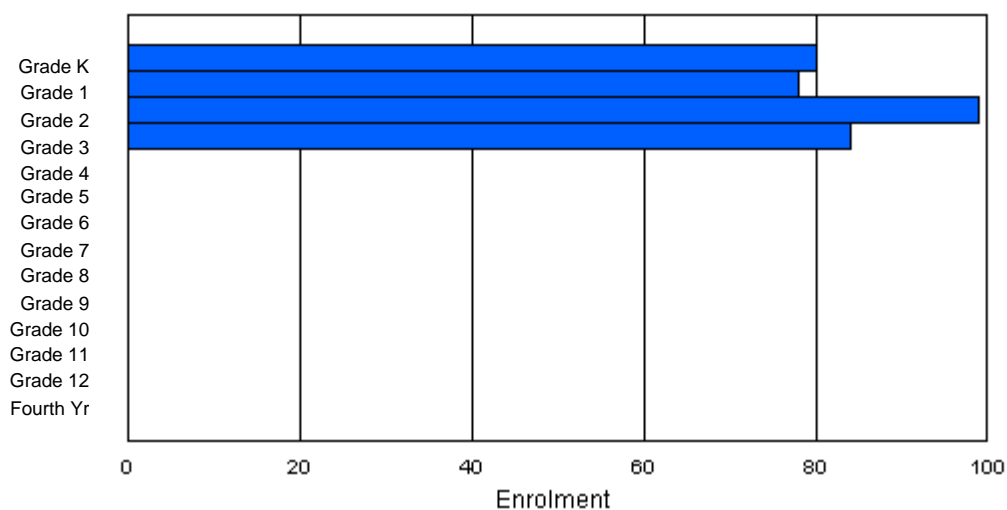
Gender	Age																Total
	5	6	7	8	9	10	11	12	13	14	15	16	17	18	19	20>	
Male	35	41	58	39	0	0	0	0	0	0	0	0	0	0	0	0	173
Female	45	39	40	44	0	0	0	0	0	0	0	0	0	0	0	0	168
Total	80	80	98	83	0	0	0	0	0	0	0	0	0	0	0	0	341

Enrolment By Grade and Gender

	<u>Grade</u>														
Gender	K	1	2	3	4	5	6	7	8	9	10	11	12	4th	Total
Male	35	40	59	39	0	0	0	0	0	0	0	0	0	0	173
Female	45	38	40	45	0	0	0	0	0	0	0	0	0	0	168
Total	80	78	99	84	0	0	0	0	0	0	0	0	0	0	341

Enrolment By Grade

For 259



* Data from the 2008-2009 AGR(Enrolment/Age as of the last day in Sept./Dec.)

** Newfoundland Statistics Classification System

*** May include itinerant teachers

District 4 - Eastern

#260 - Immaculate Conception Elementary, Colliers

Grades: K-6

Number of Grades: 7

[FTE Teachers](#) *** : 10.8

Classification: Rural

Offers Distance Education: No

[School FTE PTR : 11.3](#)

[District FTE PTR : 13.0](#)

[Provincial FTE PTR : 12.3](#)

Enrolment By Age and Gender

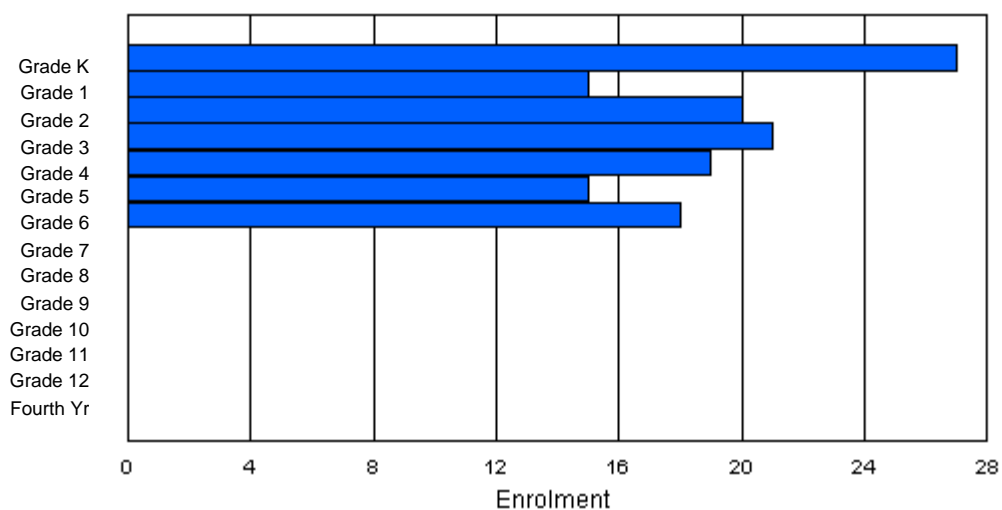
Gender	Age																	Total
	5	6	7	8	9	10	11	12	13	14	15	16	17	18	19	20>		
Male	11	7	7	11	8	5	10	0	0	0	0	0	0	0	0	0	59	
Female	16	8	12	10	12	10	8	0	0	0	0	0	0	0	0	0	76	
Total	27	15	19	21	20	15	18	0	0	0	0	0	0	0	0	0	135	

Enrolment By Grade and Gender

	<u>Grade</u>														
Gender	K	1	2	3	4	5	6	7	8	9	10	11	12	4th	Total
Male	11	7	8	10	8	5	10	0	0	0	0	0	0	0	59
Female	16	8	12	11	11	10	8	0	0	0	0	0	0	0	76
Total	27	15	20	21	19	15	18	0	0	0	0	0	0	0	135

Enrolment By Grade

For 260



* Data from the 2008-2009 AGR(Enrolment/Age as of the last day in Sept./Dec.)

** Newfoundland Statistics Classification System

*** May include itinerant teachers

District 4 - Eastern

#262 - Woodland Elementary, Dildo

Grades: K-6

Number of Grades: 7

[FTE Teachers](#) *** : 17.0

Classification: Rural

Offers Distance Education: No

[School FTE PTR : 10.4](#)

[District FTE PTR : 13.0](#)

[Provincial FTE PTR : 12.3](#)

Enrolment By Age and Gender

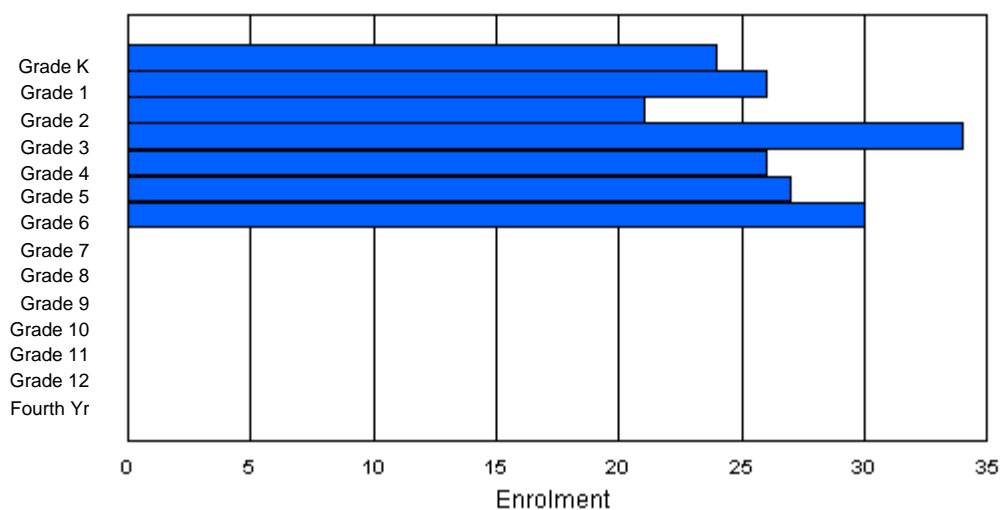
Gender	Age																	Total
	5	6	7	8	9	10	11	12	13	14	15	16	17	18	19	20>		
Male	14	8	10	14	15	18	12	1	0	0	0	0	0	0	0	0	92	
Female	9	19	11	19	12	8	18	0	0	0	0	0	0	0	0	0	96	
Total	23	27	21	33	27	26	30	1	0	0	0	0	0	0	0	0	188	

Enrolment By Grade and Gender

	<u>Grade</u>															
Gender	K	1	2	3	4	5	6	7	8	9	10	11	12	4th	Total	
Male	14	8	10	15	14	18	13	0	0	0	0	0	0	0	92	
Female	10	18	11	19	12	9	17	0	0	0	0	0	0	0	96	
Total	24	26	21	34	26	27	30	0	0	0	0	0	0	0	188	

Enrolment By Grade

For 262



* Data from the 2008-2009 AGR(Enrolment/Age as of the last day in Sept./Dec.)

** Newfoundland Statistics Classification System

*** May include itinerant teachers

District 4 - Eastern

#265 - Acreman Elementary, Green's Harbour

Grades: K-6

Number of Grades: 7

[FTE Teachers](#) *** : 9.6

Classification: Rural

Offers Distance Education: No

[School FTE PTR : 8.6](#)

[District FTE PTR : 13.0](#)

[Provincial FTE PTR : 12.3](#)

Enrolment By Age and Gender

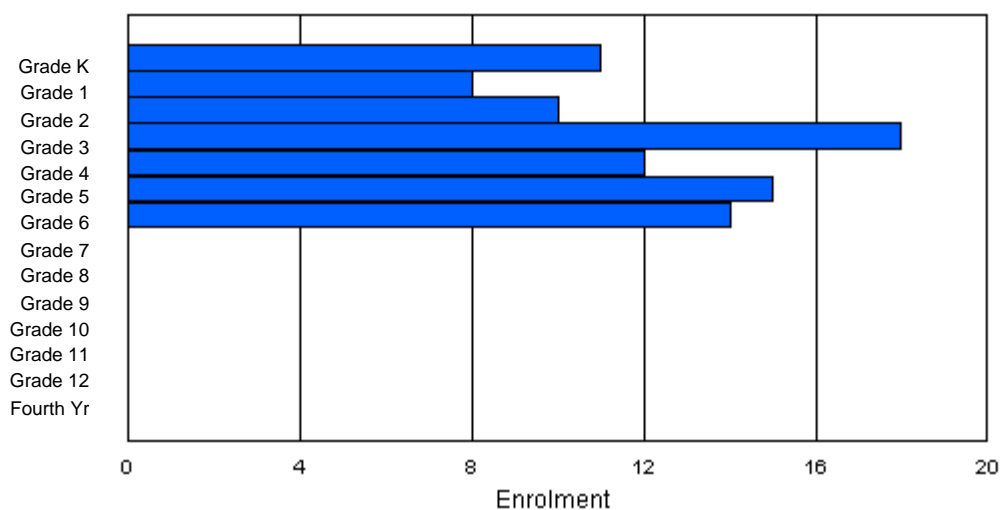
Gender	Age																	Total
	5	6	7	8	9	10	11	12	13	14	15	16	17	18	19	20>		
Male	7	3	5	9	6	8	6	0	0	0	0	0	0	0	0	0	44	
Female	4	5	5	9	5	8	8	0	0	0	0	0	0	0	0	0	44	
Total	11	8	10	18	11	16	14	0	0	0	0	0	0	0	0	0	88	

Enrolment By Grade and Gender

	<u>Grade</u>														
Gender	K	1	2	3	4	5	6	7	8	9	10	11	12	4th	Total
Male	7	3	5	9	7	7	6	0	0	0	0	0	0	0	44
Female	4	5	5	9	5	8	8	0	0	0	0	0	0	0	44
Total	11	8	10	18	12	15	14	0	0	0	0	0	0	0	88

Enrolment By Grade

For 265



* Data from the 2008-2009 AGR(Enrolment/Age as of the last day in Sept./Dec.)

** Newfoundland Statistics Classification System

*** May include itinerant teachers

District 4 - Eastern

#268 - Harbour Grace Primary, Harbour Grace

Grades: K-5

Number of Grades: 6

[FTE Teachers](#) *** : 14.0

Classification: Rural

Offers Distance Education: No

[School FTE PTR : 11.7](#)

[District FTE PTR : 13.0](#)

[Provincial FTE PTR : 12.3](#)

Enrolment By Age and Gender

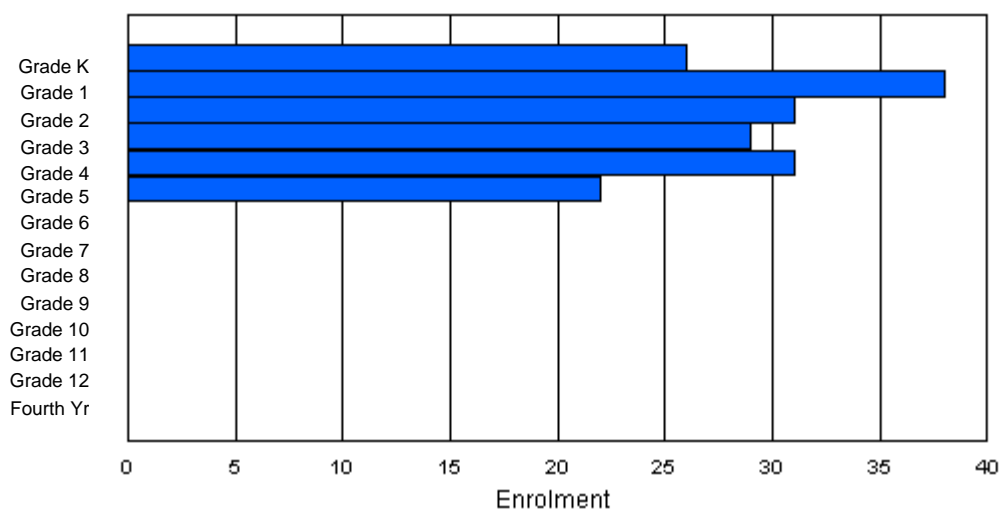
Gender	Age																Total
	5	6	7	8	9	10	11	12	13	14	15	16	17	18	19	20>	
Male	15	20	11	15	16	14	0	0	0	0	0	0	0	0	0	0	91
Female	11	18	19	14	16	8	0	0	0	0	0	0	0	0	0	0	86
Total	26	38	30	29	32	22	0	0	0	0	0	0	0	0	0	0	177

Enrolment By Grade and Gender

Gender	Grade														Total
	K	1	2	3	4	5	6	7	8	9	10	11	12	4th	
Male	15	20	12	15	15	14	0	0	0	0	0	0	0	0	91
Female	11	18	19	14	16	8	0	0	0	0	0	0	0	0	86
Total	26	38	31	29	31	22	0	0	0	0	0	0	0	0	177

Enrolment By Grade

For 268



* Data from the 2008-2009 AGR(Enrolment/Age as of the last day in Sept./Dec.)

** Newfoundland Statistics Classification System

*** May include itinerant teachers

District 4 - Eastern

#269 - St. Francis School, Harbour Grace

Grades: 6-9

Number of Grades: 4

[FTE Teachers](#) *** : 25.5

Classification: Rural

Offers Distance Education: No

[School FTE PTR : 14.1](#)

[District FTE PTR : 13.0](#)

[Provincial FTE PTR : 12.3](#)

Enrolment By Age and Gender

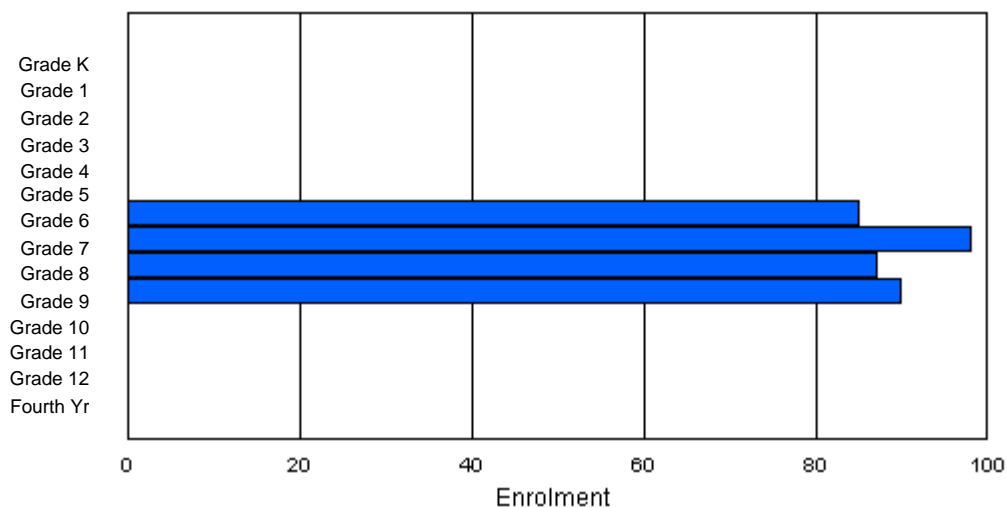
Gender	<u>Age</u>																Total
	5	6	7	8	9	10	11	12	13	14	15	16	17	18	19	20>	
Male	0	0	0	0	0	0	41	50	46	41	3	0	0	0	0	0	181
Female	0	0	0	0	0	0	42	45	40	50	2	0	0	0	0	0	179
Total	0	0	0	0	0	0	83	95	86	91	5	0	0	0	0	0	360

Enrolment By Grade and Gender

	<u>Grade</u>														
Gender	K	1	2	3	4	5	6	7	8	9	10	11	12	4th	Total
Male	0	0	0	0	0	0	42	52	45	42	0	0	0	0	181
Female	0	0	0	0	0	0	43	46	42	48	0	0	0	0	179
Total	0	0	0	0	0	0	85	98	87	90	0	0	0	0	360

Enrolment By Grade

For 269



* Data from the 2008-2009 AGR(Enrolment/Age as of the last day in Sept./Dec.)

** Newfoundland Statistics Classification System

*** May include itinerant teachers

District 4 - Eastern

#272 - Holy Cross Elementary, Holyrood

Grades: K-6

Number of Grades: 7

[FTE Teachers](#) *** : 13.7

Classification: Rural

Offers Distance Education: No

[School FTE PTR : 11.7](#)

[District FTE PTR : 13.0](#)

[Provincial FTE PTR : 12.3](#)

Enrolment By Age and Gender

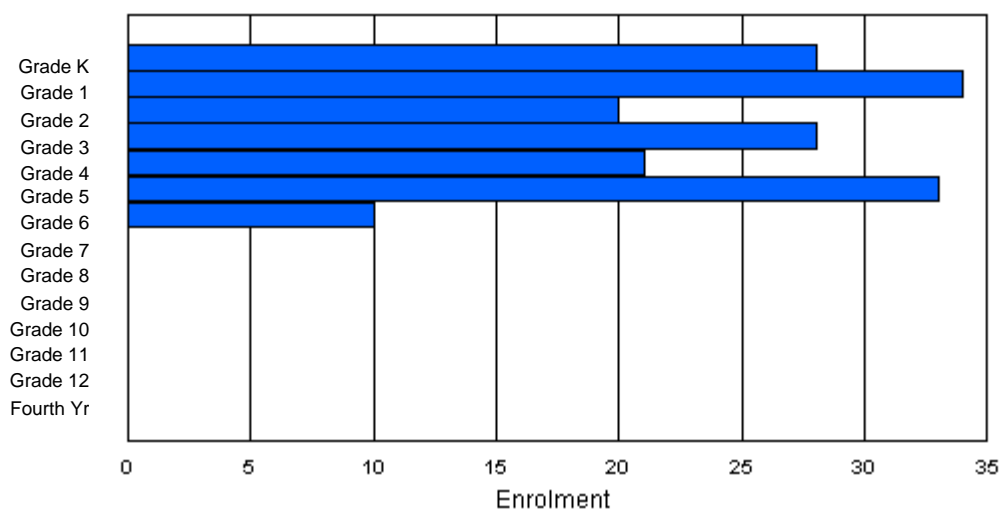
Gender	<u>Age</u>																Total
	5	6	7	8	9	10	11	12	13	14	15	16	17	18	19	20>	
Male	15	13	13	15	11	16	3	0	0	0	0	0	0	0	0	0	86
Female	12	21	7	14	9	17	8	0	0	0	0	0	0	0	0	0	88
Total	27	34	20	29	20	33	11	0	0	0	0	0	0	0	0	0	174

Enrolment By Grade and Gender

	<u>Grade</u>															
Gender	K	1	2	3	4	5	6	7	8	9	10	11	12	4th	Total	
Male	15	14	13	14	10	18	2	0	0	0	0	0	0	0	86	
Female	13	20	7	14	11	15	8	0	0	0	0	0	0	0	88	
Total	28	34	20	28	21	33	10	0	0	0	0	0	0	0	174	

Enrolment By Grade

For 272



* Data from the 2008-2009 AGR(Enrolment/Age as of the last day in Sept./Dec.)

** Newfoundland Statistics Classification System

*** May include itinerant teachers

District 4 - Eastern

#274 - St. Catherine's Academy, Mount Carmel

Grades: K-12

Number of Grades: 13

[FTE Teachers](#) *** : 17.0

Classification: Rural

Offers Distance Education: Yes

[School FTE PTR : 9.1](#)

[District FTE PTR : 13.0](#)

[Provincial FTE PTR : 12.3](#)

Enrolment By Age and Gender

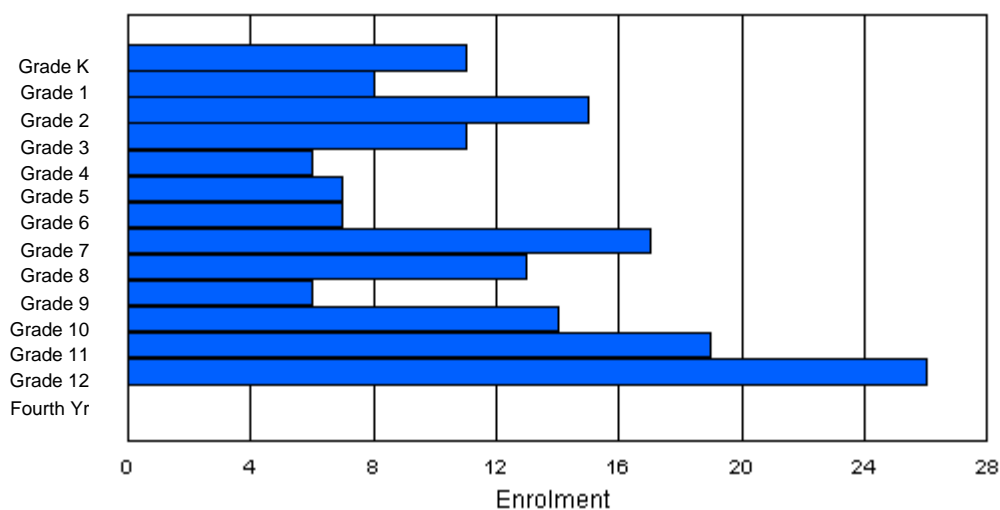
Gender	Age																	Total
	5	6	7	8	9	10	11	12	13	14	15	16	17	18	19	20>		
Male	4	5	8	7	4	4	2	13	7	3	6	8	17	2	0	0	90	
Female	6	4	6	4	3	3	5	4	6	3	8	10	6	2	0	0	70	
Total	10	9	14	11	7	7	7	17	13	6	14	18	23	4	0	0	160	

Enrolment By Grade and Gender

	<u>Grade</u>														
Gender	K	1	2	3	4	5	6	7	8	9	10	11	12	4th	Total
Male	5	4	9	7	3	4	2	13	7	3	6	9	18	0	90
Female	6	4	6	4	3	3	5	4	6	3	8	10	8	0	70
Total	11	8	15	11	6	7	7	17	13	6	14	19	26	0	160

Enrolment By Grade

For 274



* Data from the 2008-2009 AGR(Enrolment/Age as of the last day in Sept./Dec.)

** Newfoundland Statistics Classification System

*** May include itinerant teachers

District 4 - Eastern

#278 - All Hallows Elementary, North River

Grades: K-6

Number of Grades: 7

Classification: Rural

Offers Distance Education: No

[School FTE PTR : 14.3](#)

[District FTE PTR : 13.0](#)

[Provincial FTE PTR : 12.3](#)

[FTE Teachers](#) *** : 27.6

Enrolment By Age and Gender

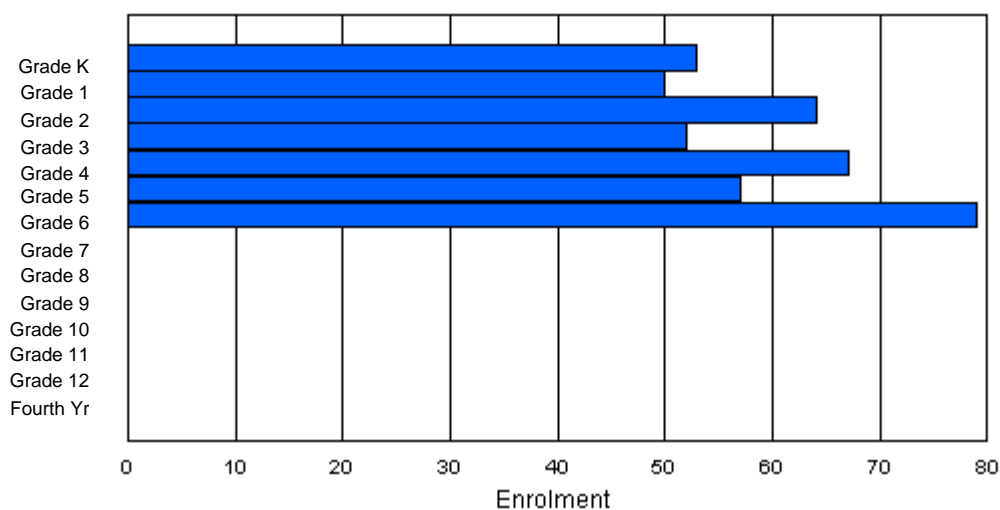
Gender	Age																Total
	5	6	7	8	9	10	11	12	13	14	15	16	17	18	19	20>	
Male	34	21	38	31	31	36	32	2	0	0	0	0	0	0	0	0	225
Female	19	29	26	20	36	22	42	2	1	0	0	0	0	0	0	0	197
Total	53	50	64	51	67	58	74	4	1	0	0	0	0	0	0	0	422

Enrolment By Grade and Gender

Gender	Grade														Total
	K	1	2	3	4	5	6	7	8	9	10	11	12	4th	
Male	34	21	38	32	31	35	34	0	0	0	0	0	0	0	225
Female	19	29	26	20	36	22	45	0	0	0	0	0	0	0	197
Total	53	50	64	52	67	57	79	0	0	0	0	0	0	0	422

Enrolment By Grade

For 278



* Data from the 2008-2009 AGR(Enrolment/Age as of the last day in Sept./Dec.)

** Newfoundland Statistics Classification System

*** May include itinerant teachers

District 4 - Eastern

#280 - Laval High School, Placentia

Grades: 9-12

Number of Grades: 4

[FTE Teachers](#) *** : 17.3

Classification: Rural

Offers Distance Education: No

[School FTE PTR : 12.2](#)

[District FTE PTR : 13.0](#)

[Provincial FTE PTR : 12.3](#)

Enrolment By Age and Gender

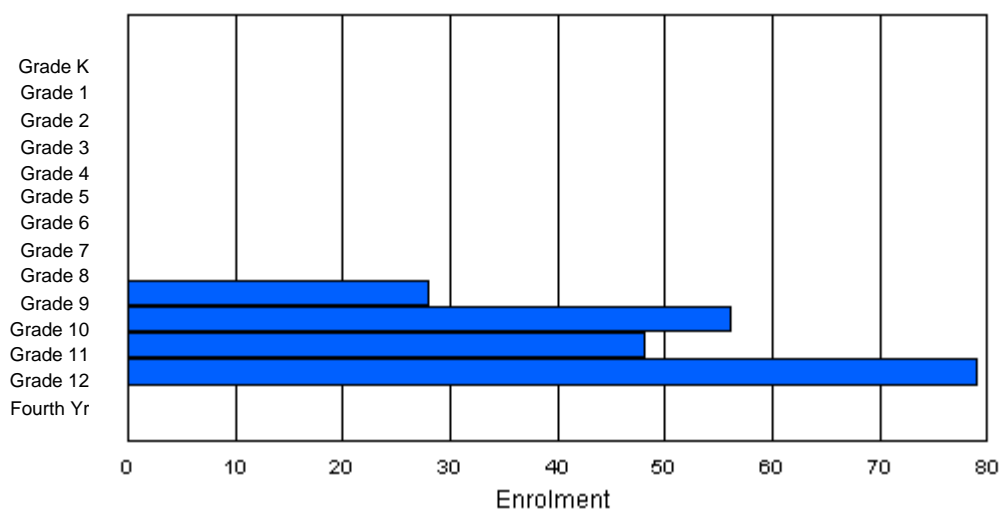
Gender	Age																	Total
	5	6	7	8	9	10	11	12	13	14	15	16	17	18	19	20>		
Male	0	0	0	0	0	0	0	0	0	14	27	27	35	1	0	0	104	
Female	0	0	0	0	0	0	0	0	0	9	29	24	43	2	0	0	107	
Total	0	0	0	0	0	0	0	0	0	23	56	51	78	3	0	0	211	

Enrolment By Grade and Gender

	<u>Grade</u>														
Gender	K	1	2	3	4	5	6	7	8	9	10	11	12	4th	Total
Male	0	0	0	0	0	0	0	0	0	17	29	24	34	0	104
Female	0	0	0	0	0	0	0	0	0	11	27	24	45	0	107
Total	0	0	0	0	0	0	0	0	0	28	56	48	79	0	211

Enrolment By Grade

For 280



* Data from the 2008-2009 AGR(Enrolment/Age as of the last day in Sept./Dec.)

** Newfoundland Statistics Classification System

*** May include itinerant teachers

District 4 - Eastern

#281 - St. Edward's Elementary, Placentia

Grades: K-8

Number of Grades: 9

FTE Teachers *** : 15.6

Classification: Rural

Offers Distance Education: No

[School FTE PTR : 11.2](#)

[District FTE PTR : 13.0](#)

[Provincial FTE PTR : 12.3](#)

Enrolment By Age and Gender

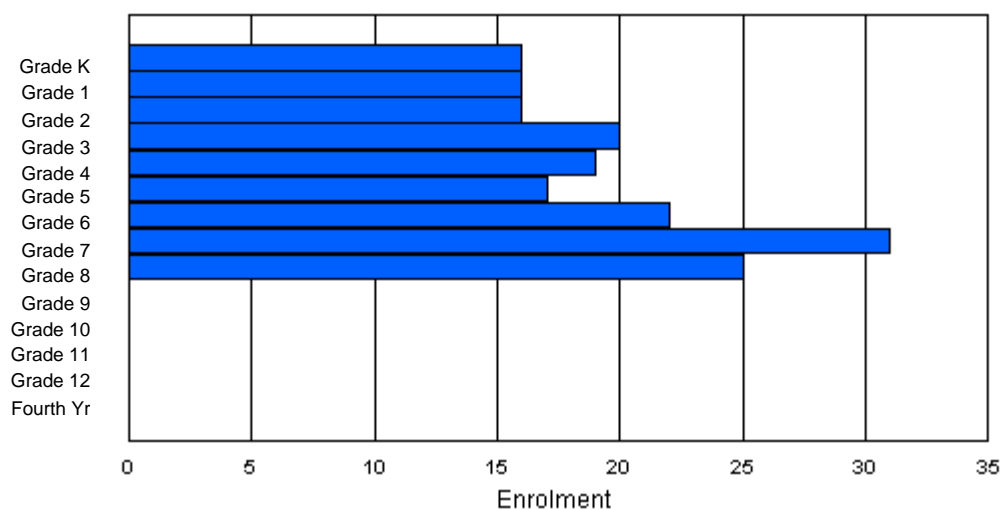
Gender	Age																	Total
	5	6	7	8	9	10	11	12	13	14	15	16	17	18	19	20>		
Male	10	11	7	8	11	7	15	9	16	2	0	0	0	0	0	0	96	
Female	6	4	10	12	8	10	7	18	11	0	0	0	0	0	0	0	86	
Total	16	15	17	20	19	17	22	27	27	2	0	0	0	0	0	0	182	

Enrolment By Grade and Gender

	<u>Grade</u>														
Gender	K	1	2	3	4	5	6	7	8	9	10	11	12	4th	Total
Male	10	12	6	8	11	7	15	11	16	0	0	0	0	0	96
Female	6	4	10	12	8	10	7	20	9	0	0	0	0	0	86
Total	16	16	16	20	19	17	22	31	25	0	0	0	0	0	182

Enrolment By Grade

For 281



* Data from the 2008-2009 AGR(Enrolment/Age as of the last day in Sept./Dec.)

** Newfoundland Statistics Classification System

*** May include itinerant teachers

District 4 - Eastern

#285 - Holy Redeemer Elementary, Spaniard's Bay

Grades: K-9

Number of Grades: 10

[FTE Teachers](#) *** : 26.5

Classification: Rural

Offers Distance Education: No

[School FTE PTR : 11.8](#)

[District FTE PTR : 13.0](#)

[Provincial FTE PTR : 12.3](#)

Enrolment By Age and Gender

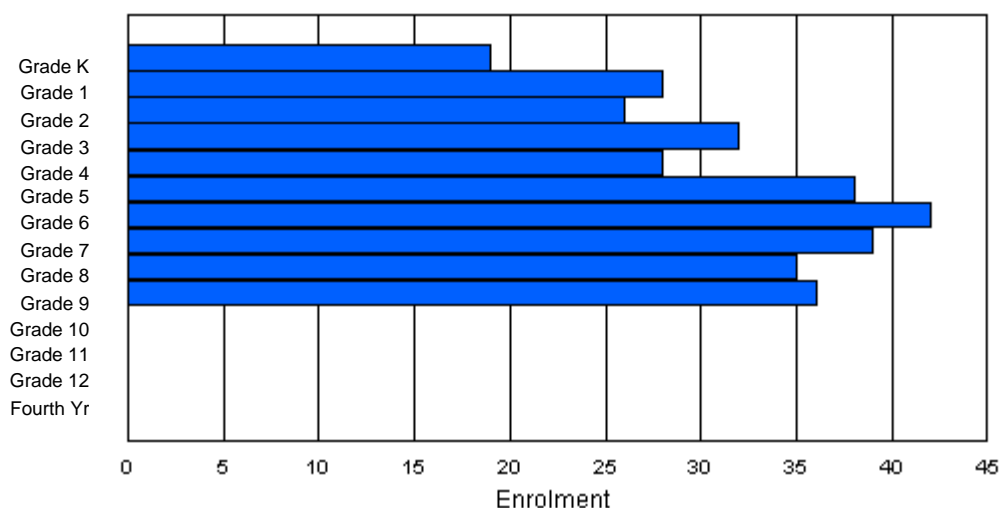
Gender	Age																Total
	5	6	7	8	9	10	11	12	13	14	15	16	17	18	19	20>	
Male	10	13	13	19	15	23	24	21	21	14	0	0	0	0	0	0	173
Female	9	15	13	12	13	14	20	16	15	21	2	0	0	0	0	0	150
Total	19	28	26	31	28	37	44	37	36	35	2	0	0	0	0	0	323

Enrolment By Grade and Gender

Gender	Grade														Total
	K	1	2	3	4	5	6	7	8	9	10	11	12	4th	
Male	10	13	13	20	15	23	23	23	20	13	0	0	0	0	173
Female	9	15	13	12	13	15	19	16	15	23	0	0	0	0	150
Total	19	28	26	32	28	38	42	39	35	36	0	0	0	0	323

Enrolment By Grade

For 285



* Data from the 2008-2009 AGR(Enrolment/Age as of the last day in Sept./Dec.)

** Newfoundland Statistics Classification System

*** May include itinerant teachers

District 4 - Eastern

#286 - Fatima Academy, St. Bride's

Grades: K-12

Number of Grades: 13

[FTE Teachers](#) *** : 14.0

Classification: Rural

Offers Distance Education: Yes

[School FTE PTR : 7.4](#)

[District FTE PTR : 13.0](#)

[Provincial FTE PTR : 12.3](#)

Enrolment By Age and Gender

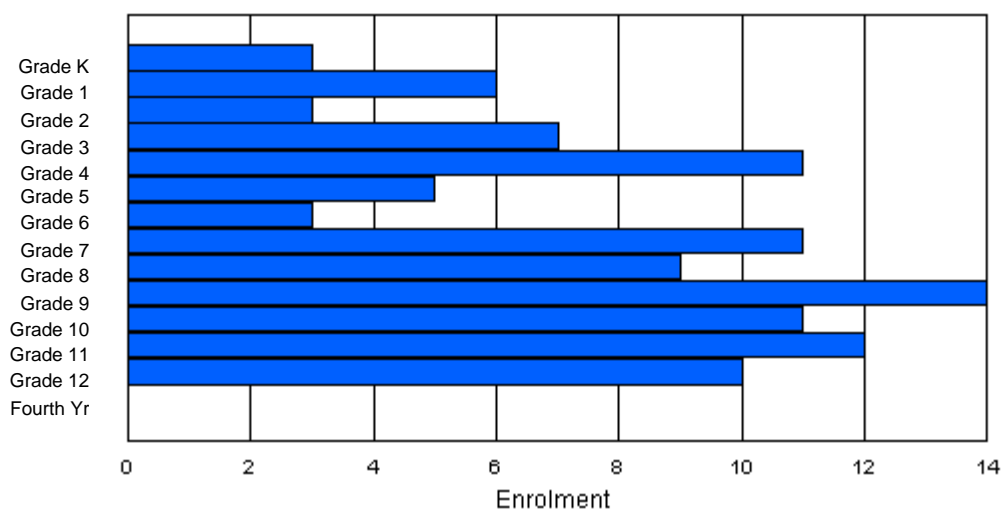
Gender	Age																	Total
	5	6	7	8	9	10	11	12	13	14	15	16	17	18	19	20>		
Male	2	0	2	3	7	3	2	4	5	7	8	6	5	0	0	0	54	
Female	1	6	1	3	5	2	1	7	4	6	4	6	5	0	0	0	51	
Total	3	6	3	6	12	5	3	11	9	13	12	12	10	0	0	0	105	

Enrolment By Grade and Gender

	<u>Grade</u>														
Gender	K	1	2	3	4	5	6	7	8	9	10	11	12	4th	Total
Male	2	0	2	4	6	3	2	4	5	7	8	6	5	0	54
Female	1	6	1	3	5	2	1	7	4	7	3	6	5	0	51
Total	3	6	3	7	11	5	3	11	9	14	11	12	10	0	105

Enrolment By Grade

For 286



* Data from the 2008-2009 AGR(Enrolment/Age as of the last day in Sept./Dec.)

** Newfoundland Statistics Classification System

*** May include itinerant teachers

District 4 - Eastern

#287 - Dunne Memorial Academy, St. Mary's

Classification: Rural
Offers Distance Education: Yes

Grades: K-12

Number of Grades: 13

[School FTE PTR : 8.5](#)

[District FTE PTR : 13.0](#)

[Provincial FTE PTR : 12.3](#)

[FTE Teachers](#) *** : 17.5

Enrolment By Age and Gender

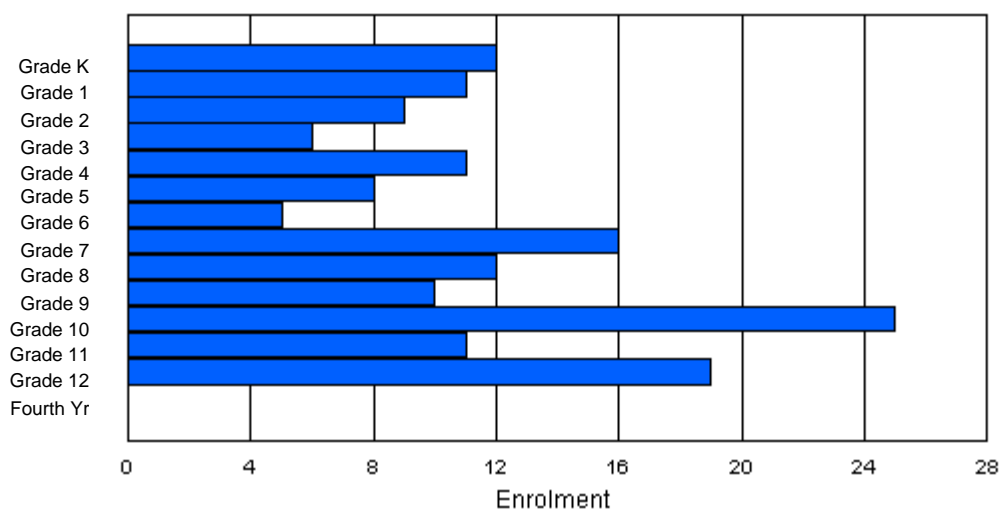
Gender	Age																Total
	5	6	7	8	9	10	11	12	13	14	15	16	17	18	19	20>	
Male	3	6	9	1	7	5	3	12	6	5	9	8	13	2	0	0	89
Female	9	5	0	5	3	3	2	3	7	6	16	2	5	0	0	0	66
Total	12	11	9	6	10	8	5	15	13	11	25	10	18	2	0	0	155

Enrolment By Grade and Gender

	<u>Grade</u>														
Gender	K	1	2	3	4	5	6	7	8	9	10	11	12	4th	Total
Male	3	6	9	1	8	5	3	13	5	4	9	9	14	0	89
Female	9	5	0	5	3	3	2	3	7	6	16	2	5	0	66
Total	12	11	9	6	11	8	5	16	12	10	25	11	19	0	155

Enrolment By Grade

For 287



* Data from the 2008-2009 AGR(Enrolment/Age as of the last day in Sept./Dec.)

** Newfoundland Statistics Classification System

*** May include itinerant teachers

District 4 - Eastern

#289 - St. Peter's Elementary, Upper Island Cove

Grades: K-9

Number of Grades: 10

[FTE Teachers](#) *** : 16.5

Classification: Rural

Offers Distance Education: No

[School FTE PTR : 12.9](#)

[District FTE PTR : 13.0](#)

[Provincial FTE PTR : 12.3](#)

Enrolment By Age and Gender

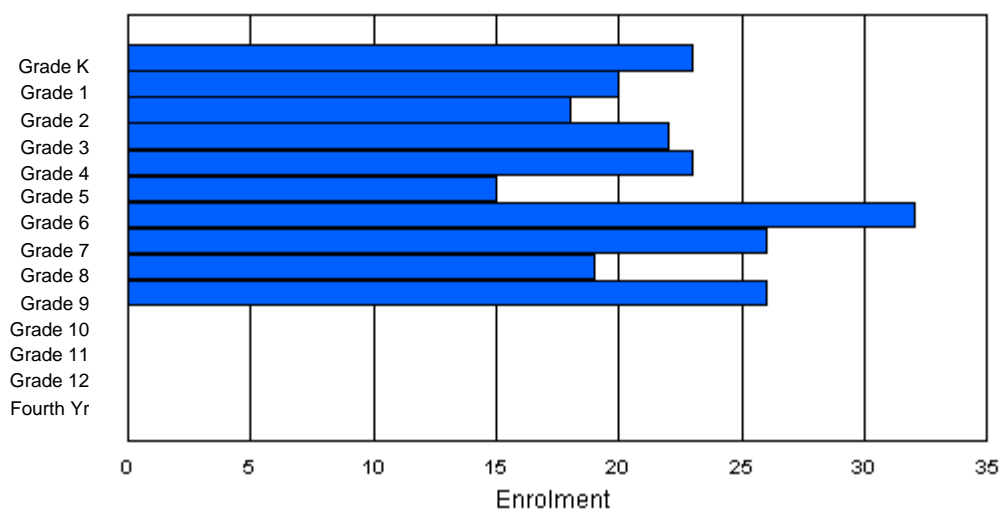
Gender	<u>Age</u>																Total
	5	6	7	8	9	10	11	12	13	14	15	16	17	18	19	20>	
Male	10	8	12	11	9	8	16	12	14	13	0	0	0	0	0	0	113
Female	12	13	6	11	14	6	14	13	7	14	1	0	0	0	0	0	111
Total	22	21	18	22	23	14	30	25	21	27	1	0	0	0	0	0	224

Enrolment By Grade and Gender

	<u>Grade</u>														
Gender	K	1	2	3	4	5	6	7	8	9	10	11	12	4th	Total
Male	11	7	12	11	9	10	16	13	11	13	0	0	0	0	113
Female	12	13	6	11	14	5	16	13	8	13	0	0	0	0	111
Total	23	20	18	22	23	15	32	26	19	26	0	0	0	0	224

Enrolment By Grade

For 289



* Data from the 2008-2009 AGR(Enrolment/Age as of the last day in Sept./Dec.)

** Newfoundland Statistics Classification System

*** May include itinerant teachers

District 4 - Eastern

#291 - Perlwin Elementary, Winterton

Grades: K-6

Number of Grades: 7

[FTE Teachers](#) *** : 8.5

Classification: Rural

Offers Distance Education: No

[School FTE PTR : 9.7](#)

[District FTE PTR : 13.0](#)

[Provincial FTE PTR : 12.3](#)

Enrolment By Age and Gender

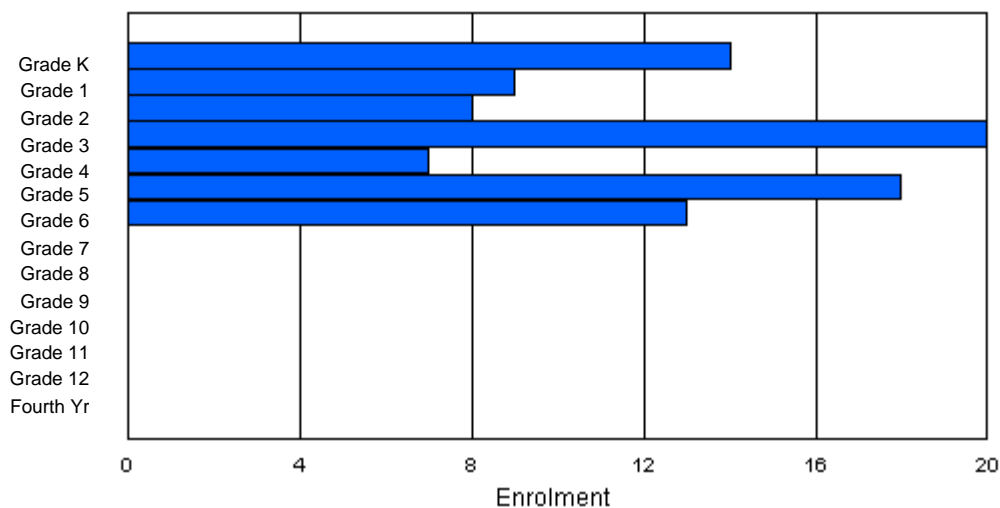
Gender	Age																	Total
	5	6	7	8	9	10	11	12	13	14	15	16	17	18	19	20>		
Male	11	4	3	15	2	13	4	0	0	0	0	0	0	0	0	0	52	
Female	3	5	5	5	4	6	9	0	0	0	0	0	0	0	0	0	37	
Total	14	9	8	20	6	19	13	0	0	0	0	0	0	0	0	0	89	

Enrolment By Grade and Gender

	<u>Grade</u>															
Gender	K	1	2	3	4	5	6	7	8	9	10	11	12	4th	Total	
Male	11	4	3	15	3	12	4	0	0	0	0	0	0	0	52	
Female	3	5	5	5	4	6	9	0	0	0	0	0	0	0	37	
Total	14	9	8	20	7	18	13	0	0	0	0	0	0	0	89	

Enrolment By Grade

For 291



* Data from the 2008-2009 AGR(Enrolment/Age as of the last day in Sept./Dec.)

** Newfoundland Statistics Classification System

*** May include itinerant teachers

District 4 - Eastern

#294 - St. Augustine's Elementary, Bell Island

Grades: K-6

Number of Grades: 7

[FTE Teachers](#) *** : 15.3

Classification: Rural

Offers Distance Education: No

[School FTE PTR : 10.7](#)

[District FTE PTR : 13.0](#)

[Provincial FTE PTR : 12.3](#)

Enrolment By Age and Gender

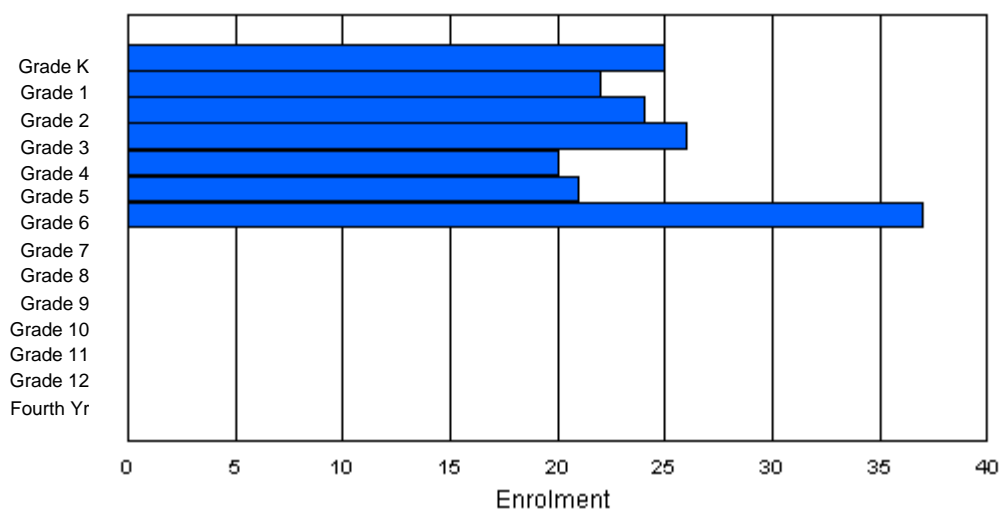
Gender	Age																Total
	5	6	7	8	9	10	11	12	13	14	15	16	17	18	19	20>	
Male	8	9	11	14	6	10	18	0	0	0	0	0	0	0	0	0	76
Female	17	13	13	11	13	11	20	1	0	0	0	0	0	0	0	0	99
Total	25	22	24	25	19	21	38	1	0	0	0	0	0	0	0	0	175

Enrolment By Grade and Gender

Gender	Grade														Total
	K	1	2	3	4	5	6	7	8	9	10	11	12	4th	
Male	8	9	11	15	6	10	17	0	0	0	0	0	0	0	76
Female	17	13	13	11	14	11	20	0	0	0	0	0	0	0	99
Total	25	22	24	26	20	21	37	0	0	0	0	0	0	0	175

Enrolment By Grade

For 294



* Data from the 2008-2009 AGR(Enrolment/Age as of the last day in Sept./Dec.)

** Newfoundland Statistics Classification System

*** May include itinerant teachers

District 4 - Eastern

#296 - St. Michael's High, Bell Island

Grades: 7-12

Number of Grades: 6

[FTE Teachers](#) *** : 20.8

Classification: Rural

Offers Distance Education: No

[School FTE PTR : 10.4](#)

[District FTE PTR : 13.0](#)

[Provincial FTE PTR : 12.3](#)

Enrolment By Age and Gender

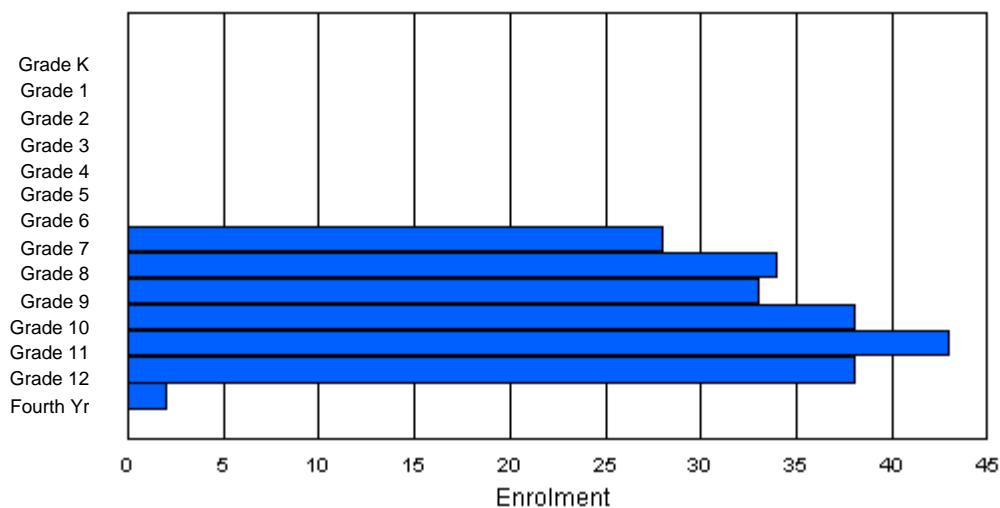
Gender	Age																	Total
	5	6	7	8	9	10	11	12	13	14	15	16	17	18	19	20>		
Male	0	0	0	0	0	0	0	15	16	16	19	25	17	7	1	0	116	
Female	0	0	0	0	0	0	0	13	19	9	15	20	18	5	1	0	100	
Total	0	0	0	0	0	0	0	28	35	25	34	45	35	12	2	0	216	

Enrolment By Grade and Gender

	<u>Grade</u>														
Gender	K	1	2	3	4	5	6	7	8	9	10	11	12	4th	Total
Male	0	0	0	0	0	0	0	16	15	22	22	23	16	2	116
Female	0	0	0	0	0	0	0	12	19	11	16	20	22	0	100
Total	0	0	0	0	0	0	0	28	34	33	38	43	38	2	216

Enrolment By Grade

For 296



* Data from the 2008-2009 AGR(Enrolment/Age as of the last day in Sept./Dec.)

** Newfoundland Statistics Classification System

*** May include itinerant teachers

District 4 - Eastern

#300 - Frank Roberts Junior High, Conception Bay South (Foxtrap)

Classification: Urban
Offers Distance Education: No

Grades: 7-9

Number of Grades: 3

[School FTE PTR : 14.5](#)

[District FTE PTR : 13.0](#)

[Provincial FTE PTR : 12.3](#)

[FTE Teachers](#) *** : 38.0

Enrolment By Age and Gender

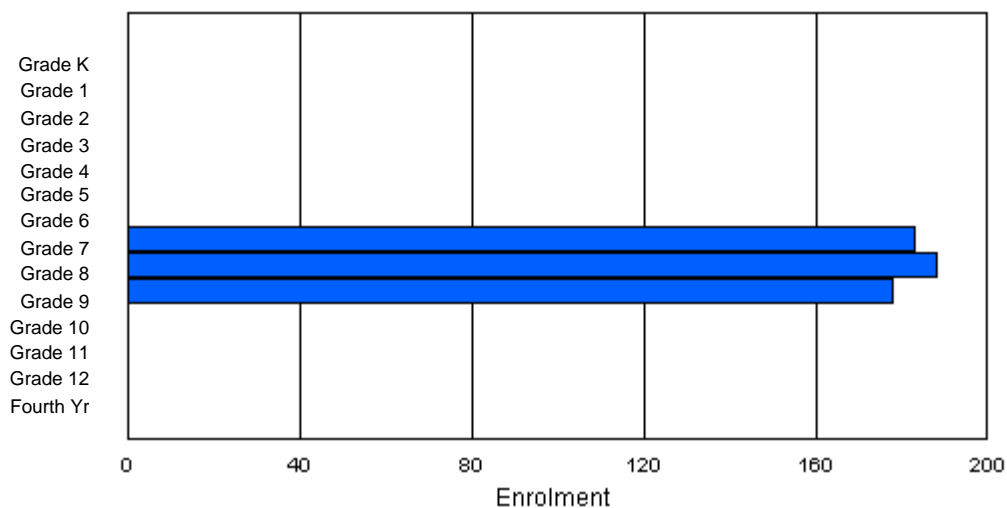
Gender	Age																	Total
	5	6	7	8	9	10	11	12	13	14	15	16	17	18	19	20>		
Male	0	0	0	0	0	0	0	90	89	83	10	0	0	0	0	0	272	
Female	0	0	0	0	0	0	0	87	91	94	4	1	0	0	0	0	277	
Total	0	0	0	0	0	0	0	177	180	177	14	1	0	0	0	0	549	

Enrolment By Grade and Gender

	<u>Grade</u>														
Gender	K	1	2	3	4	5	6	7	8	9	10	11	12	4th	Total
Male	0	0	0	0	0	0	0	93	94	85	0	0	0	0	272
Female	0	0	0	0	0	0	0	90	94	93	0	0	0	0	277
Total	0	0	0	0	0	0	0	183	188	178	0	0	0	0	549

Enrolment By Grade

For 300



* Data from the 2008-2009 AGR(Enrolment/Age as of the last day in Sept./Dec.)

** Newfoundland Statistics Classification System

*** May include itinerant teachers

District 4 - Eastern

#302 - Queen Elizabeth Regional High, Conception Bay South (Foxtra

Grades: 10-12

Number of Grades: 3

[FTE Teachers](#) *** : 36.0

Classification: Urban

Offers Distance Education: Yes

[School FTE PTR : 16.2](#)

[District FTE PTR : 13.0](#)

[Provincial FTE PTR : 12.3](#)

Enrolment By Age and Gender

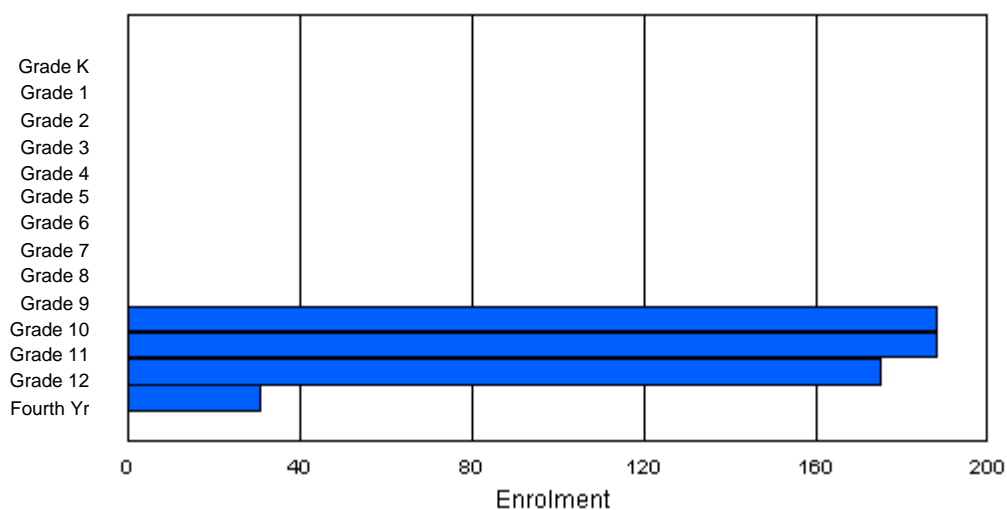
Gender	Age																	Total
	5	6	7	8	9	10	11	12	13	14	15	16	17	18	19	20>		
Male	0	0	0	0	0	0	0	0	0	0	79	95	83	26	1	2	286	
Female	0	0	0	0	0	0	0	0	0	0	90	90	97	18	0	1	296	
Total	0	0	0	0	0	0	0	0	0	0	169	185	180	44	1	3	582	

Enrolment By Grade and Gender

	<u>Grade</u>														
Gender	K	1	2	3	4	5	6	7	8	9	10	11	12	4th	Total
Male	0	0	0	0	0	0	0	0	0	0	92	92	80	22	286
Female	0	0	0	0	0	0	0	0	0	0	96	96	95	9	296
Total	0	0	0	0	0	0	0	0	0	0	188	188	175	31	582

Enrolment By Grade

For 302



* Data from the 2008-2009 AGR(Enrolment/Age as of the last day in Sept./Dec.)

** Newfoundland Statistics Classification System

*** May include itinerant teachers

District 4 - Eastern

#303 - St. Edward's Elementary, Conception Bay South (Kelligrews)

Classification: Urban
Offers Distance Education: No

Grades: K-6

Number of Grades: 7

[School FTE PTR : 14.1](#)

[District FTE PTR : 13.0](#)

[Provincial FTE PTR : 12.3](#)

[FTE Teachers](#) *** : 38.0

Enrolment By Age and Gender

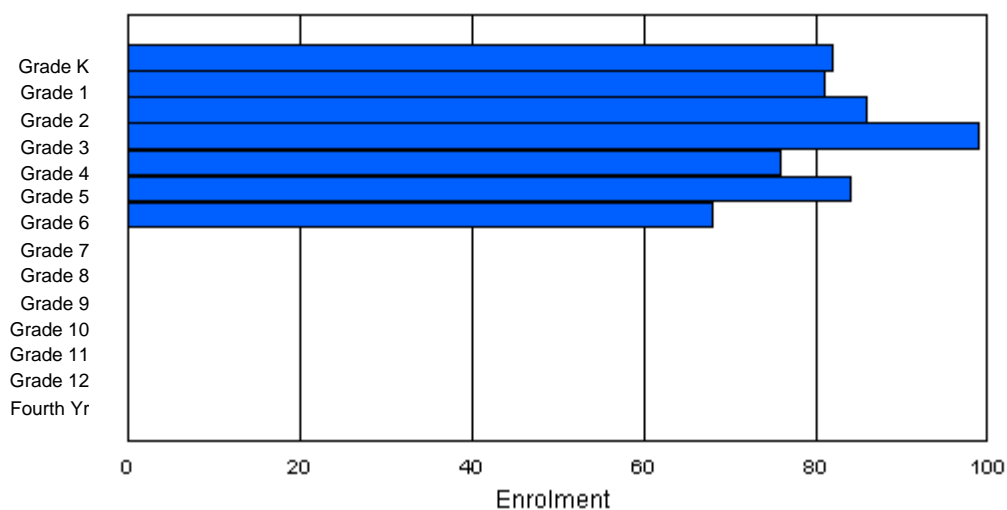
Gender	<u>Age</u>																Total
	5	6	7	8	9	10	11	12	13	14	15	16	17	18	19	20>	
Male	43	31	46	60	38	33	29	4	0	0	0	0	0	0	0	0	284
Female	38	50	38	40	38	51	36	1	0	0	0	0	0	0	0	0	292
Total	81	81	84	100	76	84	65	5	0	0	0	0	0	0	0	0	576

Enrolment By Grade and Gender

	<u>Grade</u>														
Gender	K	1	2	3	4	5	6	7	8	9	10	11	12	4th	Total
Male	43	32	47	59	39	33	31	0	0	0	0	0	0	0	284
Female	39	49	39	40	37	51	37	0	0	0	0	0	0	0	292
Total	82	81	86	99	76	84	68	0	0	0	0	0	0	0	576

Enrolment By Grade

For 303



* Data from the 2008-2009 AGR(Enrolment/Age as of the last day in Sept./Dec.)

** Newfoundland Statistics Classification System

*** May include itinerant teachers

District 4 - Eastern

#304 - Holy Spirit High, Conception Bay South (Manuels)

Classification: Urban
Offers Distance Education: Yes

Grades: 9-12

Number of Grades: 4

[School FTE PTR : 16.0](#)

[District FTE PTR : 13.0](#)

[Provincial FTE PTR : 12.3](#)

[FTE Teachers](#) *** : 44.5

Enrolment By Age and Gender

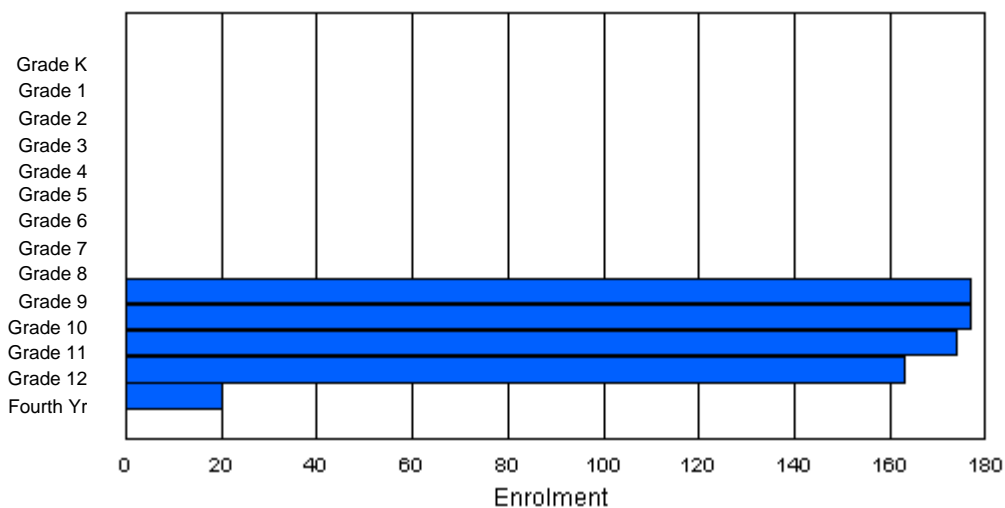
Gender	Age																	Total
	5	6	7	8	9	10	11	12	13	14	15	16	17	18	19	20>		
Male	0	0	0	0	0	0	0	0	1	102	84	76	75	18	1	2	359	
Female	0	0	0	0	0	0	0	0	0	66	91	91	91	12	1	0	352	
Total	0	0	0	0	0	0	0	0	1	168	175	167	166	30	2	2	711	

Enrolment By Grade and Gender

	<u>Grade</u>														
Gender	K	1	2	3	4	5	6	7	8	9	10	11	12	4th	Total
Male	0	0	0	0	0	0	0	0	0	106	87	79	76	11	359
Female	0	0	0	0	0	0	0	0	0	71	90	95	87	9	352
Total	0	0	0	0	0	0	0	0	0	177	177	174	163	20	711

Enrolment By Grade

For 304



* Data from the 2008-2009 AGR(Enrolment/Age as of the last day in Sept./Dec.)

** Newfoundland Statistics Classification System

*** May include itinerant teachers

District 4 - Eastern

#305 - Villanova Junior High, Conception Bay South (Manuels)

Grades: 5-8

Number of Grades: 4

[FTE Teachers](#) *** : 37.8

Classification: Urban

Offers Distance Education: No

[School FTE PTR : 15.8](#)

[District FTE PTR : 13.0](#)

[Provincial FTE PTR : 12.3](#)

Enrolment By Age and Gender

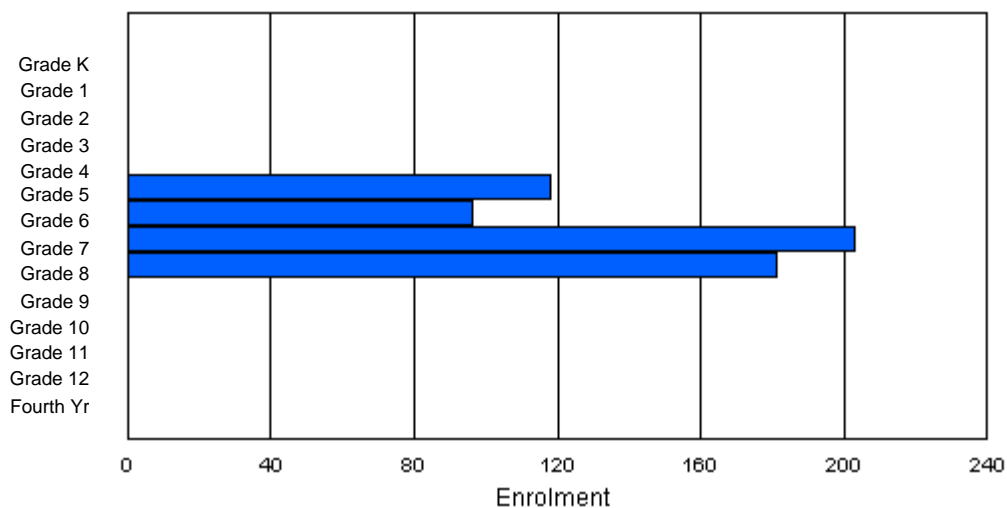
Gender	<u>Age</u>																Total
	5	6	7	8	9	10	11	12	13	14	15	16	17	18	19	20>	
Male	0	0	0	0	0	57	46	96	96	4	0	1	0	0	0	0	300
Female	0	0	0	0	0	58	52	97	90	1	0	0	0	0	0	0	298
Total	0	0	0	0	0	115	98	193	186	5	0	1	0	0	0	0	598

Enrolment By Grade and Gender

Gender	<u>Grade</u>														Total
	K	1	2	3	4	5	6	7	8	9	10	11	12	4th	
Male	0	0	0	0	0	59	45	103	93	0	0	0	0	0	300
Female	0	0	0	0	0	59	51	100	88	0	0	0	0	0	298
Total	0	0	0	0	0	118	96	203	181	0	0	0	0	0	598

Enrolment By Grade

For 305



* Data from the 2008-2009 AGR(Enrolment/Age as of the last day in Sept./Dec.)

** Newfoundland Statistics Classification System

*** May include itinerant teachers

District 4 - Eastern

#306 - St. George's Elementary, Conception Bay South (Manuels)

Grades: K-6

Number of Grades: 7

[FTE Teachers](#) *** : 23.3

Classification: Urban

Offers Distance Education: No

[School FTE PTR : 11.3](#)

[District FTE PTR : 13.0](#)

[Provincial FTE PTR : 12.3](#)

Enrolment By Age and Gender

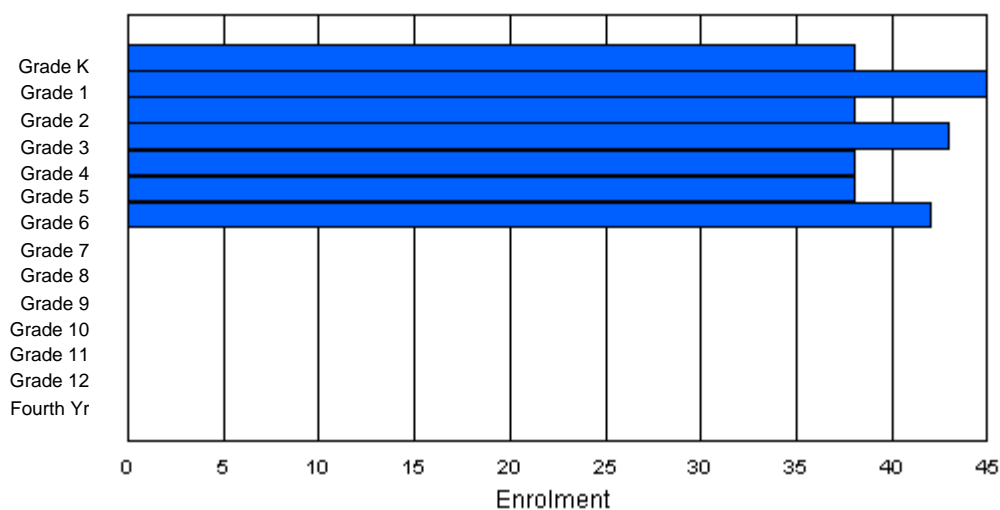
Gender	<u>Age</u>																Total
	5	6	7	8	9	10	11	12	13	14	15	16	17	18	19	20>	
Male	23	20	18	21	15	17	23	2	0	0	0	0	0	0	0	0	139
Female	14	24	21	21	22	22	18	1	0	0	0	0	0	0	0	0	143
Total	37	44	39	42	37	39	41	3	0	0	0	0	0	0	0	0	282

Enrolment By Grade and Gender

Gender	<u>Grade</u>														Total
	K	1	2	3	4	5	6	7	8	9	10	11	12	4th	
Male	24	20	17	22	16	17	23	0	0	0	0	0	0	0	139
Female	14	25	21	21	22	21	19	0	0	0	0	0	0	0	143
Total	38	45	38	43	38	38	42	0	0	0	0	0	0	0	282

Enrolment By Grade

For 306



* Data from the 2008-2009 AGR(Enrolment/Age as of the last day in Sept./Dec.)

** Newfoundland Statistics Classification System

*** May include itinerant teachers

School Description Report 2008-09

District 4 - Eastern

#307 - Mobile Central High, Mobile

Grades: 7-12

Number of Grades: 6

[FTE Teachers](#) *** : 20.3

Classification: Rural

Offers Distance Education: No

[School FTE PTR : 11.4](#)

[District FTE PTR : 13.0](#)

[Provincial FTE PTR : 12.3](#)

Enrolment By Age and Gender

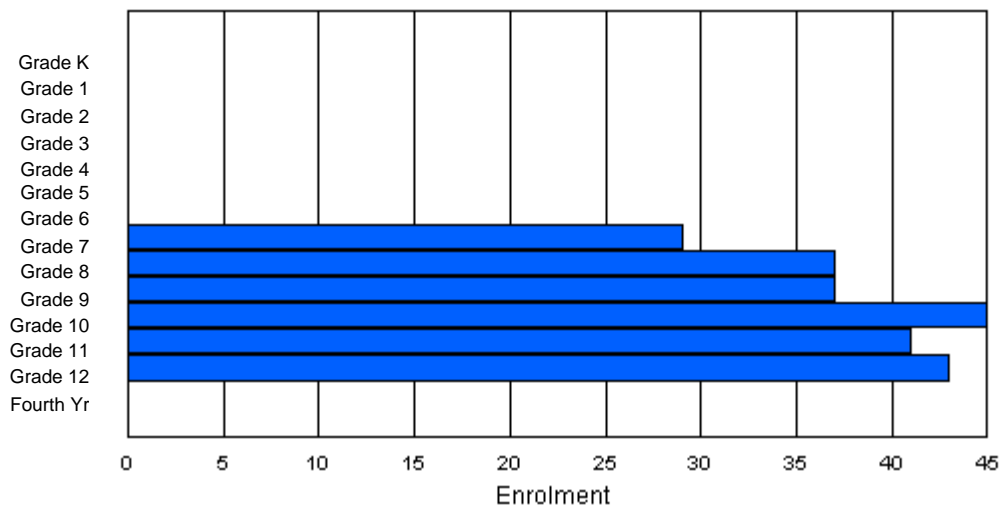
Gender	Age																Total
	5	6	7	8	9	10	11	12	13	14	15	16	17	18	19	20>	
Male	0	0	0	0	0	0	0	16	16	23	23	20	21	2	2	0	123
Female	0	0	0	0	0	0	0	12	20	12	24	16	24	1	0	0	109
Total	0	0	0	0	0	0	0	28	36	35	47	36	45	3	2	0	232

Enrolment By Grade and Gender

Gender	Grade														Total
	K	1	2	3	4	5	6	7	8	9	10	11	12	4th	
Male	0	0	0	0	0	0	0	17	17	24	21	25	19	0	123
Female	0	0	0	0	0	0	0	12	20	13	24	16	24	0	109
Total	0	0	0	0	0	0	0	29	37	37	45	41	43	0	232

Enrolment By Grade

For 307



* Data from the 2008-2009 AGR(Enrolment/Age as of the last day in Sept./Dec.)

** Newfoundland Statistics Classification System

*** May include itinerant teachers

District 4 - Eastern

#308 - Mary Queen of the World Elementary, Mount Pearl

Classification: Urban
Offers Distance Education: No

Grades: K-6

Number of Grades: 7

[School FTE PTR : 14.0](#)

[District FTE PTR : 13.0](#)

[Provincial FTE PTR : 12.3](#)

[FTE Teachers](#) *** : 26.8

Enrolment By Age and Gender

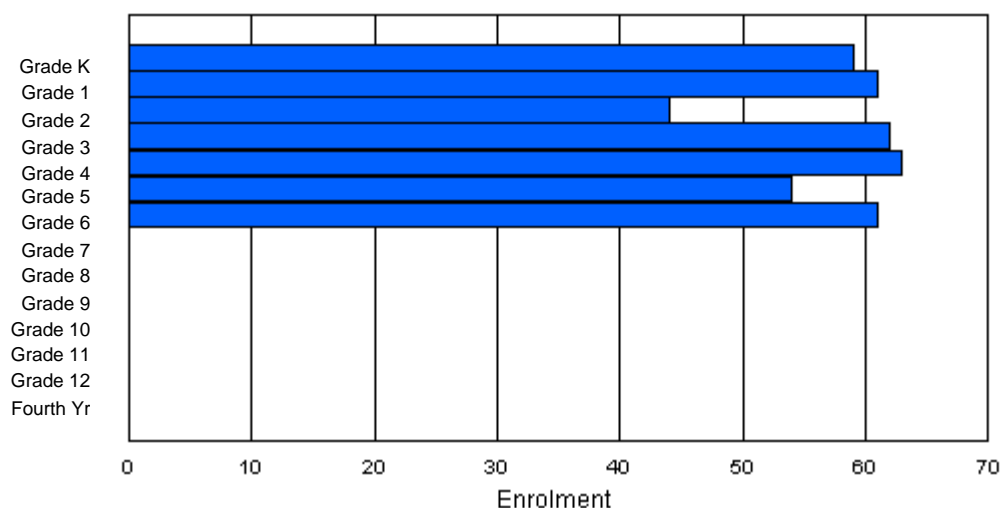
Gender	Age																	Total
	5	6	7	8	9	10	11	12	13	14	15	16	17	18	19	20>		
Male	34	31	18	35	32	26	24	7	1	0	0	0	0	0	0	0	208	
Female	24	30	25	25	30	23	39	0	0	0	0	0	0	0	0	0	196	
Total	58	61	43	60	62	49	63	7	1	0	0	0	0	0	0	0	404	

Enrolment By Grade and Gender

Grade															
Gender	K	1	2	3	4	5	6	7	8	9	10	11	12	4th	Total
Male	35	30	19	34	34	27	29	0	0	0	0	0	0	0	208
Female	24	31	25	28	29	27	32	0	0	0	0	0	0	0	196
Total	59	61	44	62	63	54	61	0	0	0	0	0	0	0	404

Enrolment By Grade

For 308



* Data from the 2008-2009 AGR(Enrolment/Age as of the last day in Sept./Dec.)

** Newfoundland Statistics Classification System

*** May include itinerant teachers

District 4 - Eastern

#309 - Morris Academy, Mount Pearl

Classification: Urban
Offers Distance Education: No

Grades: K-4

Number of Grades: 5

[School FTE PTR : 12.4](#)

[District FTE PTR : 13.0](#)

[Provincial FTE PTR : 12.3](#)

[FTE Teachers](#) *** : 22.4

Enrolment By Age and Gender

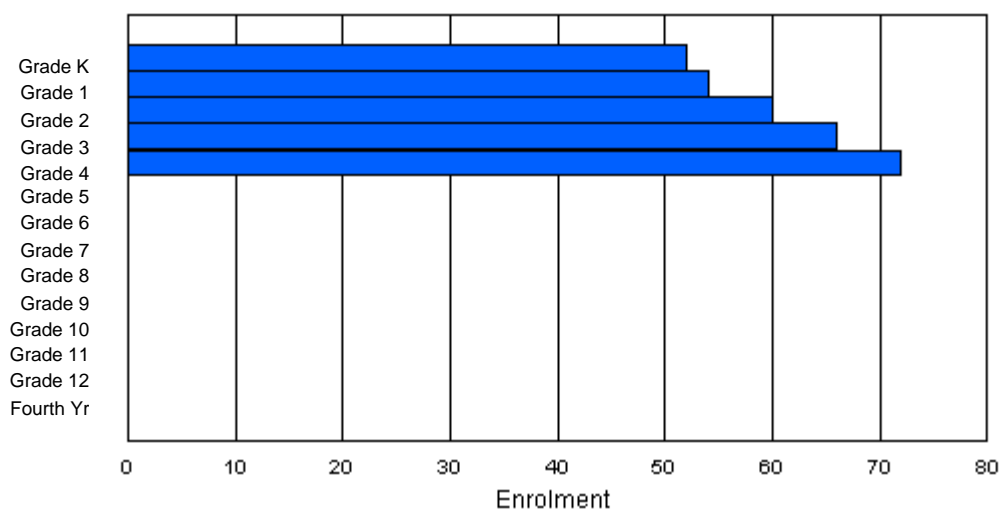
Gender	Age																Total
	5	6	7	8	9	10	11	12	13	14	15	16	17	18	19	20>	
Male	25	19	38	43	33	2	0	0	0	0	0	0	0	0	0	0	160
Female	27	31	22	27	36	1	0	0	0	0	0	0	0	0	0	0	144
Total	52	50	60	70	69	3	0	0	0	0	0	0	0	0	0	0	304

Enrolment By Grade and Gender

															<u>Grade</u>	
Gender	K	1	2	3	4	5	6	7	8	9	10	11	12	4th	Total	
Male	26	21	39	39	35	0	0	0	0	0	0	0	0	0	160	
Female	26	33	21	27	37	0	0	0	0	0	0	0	0	0	144	
Total	52	54	60	66	72	0	0	0	0	0	0	0	0	0	304	

Enrolment By Grade

For 309



* Data from the 2008-2009 AGR(Enrolment/Age as of the last day in Sept./Dec.)

** Newfoundland Statistics Classification System

*** May include itinerant teachers

District 4 - Eastern

#310 - Mount Pearl Intermediate, Mount Pearl

Grades: 5-9

Number of Grades: 5

Classification: Urban

Offers Distance Education: No

[School FTE PTR : 15.4](#)

[District FTE PTR : 13.0](#)

[Provincial FTE PTR : 12.3](#)

[FTE Teachers](#) *** : 51.4

Enrolment By Age and Gender

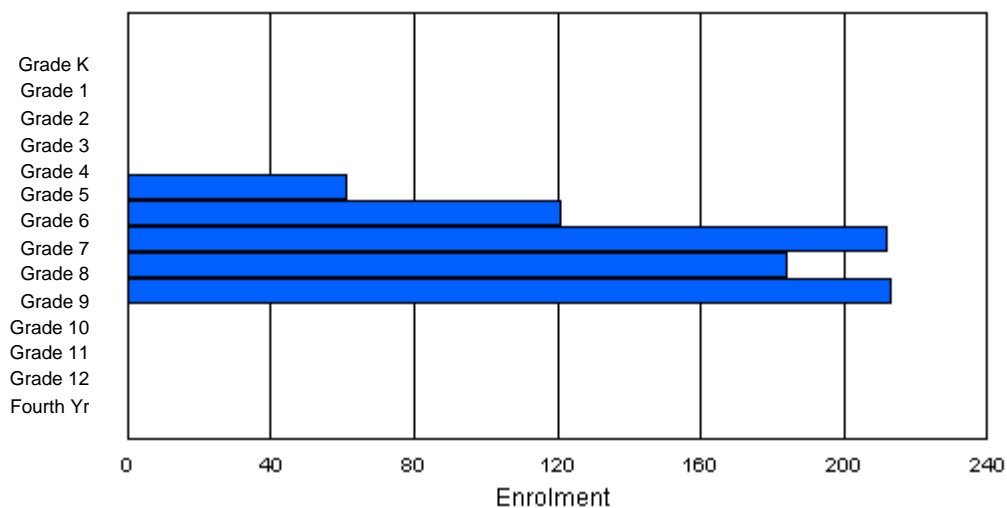
Gender	Age																	Total
	5	6	7	8	9	10	11	12	13	14	15	16	17	18	19	20>		
Male	0	0	0	0	1	31	49	98	93	109	12	1	0	0	0	0	394	
Female	0	0	0	0	0	28	70	102	100	90	7	0	0	0	0	0	397	
Total	0	0	0	0	1	59	119	200	193	199	19	1	0	0	0	0	791	

Enrolment By Grade and Gender

	<u>Grade</u>														
Gender	K	1	2	3	4	5	6	7	8	9	10	11	12	4th	Total
Male	0	0	0	0	0	33	50	104	89	118	0	0	0	0	394
Female	0	0	0	0	0	28	71	108	95	95	0	0	0	0	397
Total	0	0	0	0	0	61	121	212	184	213	0	0	0	0	791

Enrolment By Grade

For 310



* Data from the 2008-2009 AGR(Enrolment/Age as of the last day in Sept./Dec.)

** Newfoundland Statistics Classification System

*** May include itinerant teachers

District 4 - Eastern

#311 - Mount Pearl Senior High, Mount Pearl

Grades: 10-12

Number of Grades: 3

[FTE Teachers](#) *** : 41.4

Classification: Urban

Offers Distance Education: Yes

[School FTE PTR : 17.0](#)

[District FTE PTR : 13.0](#)

[Provincial FTE PTR : 12.3](#)

Enrolment By Age and Gender

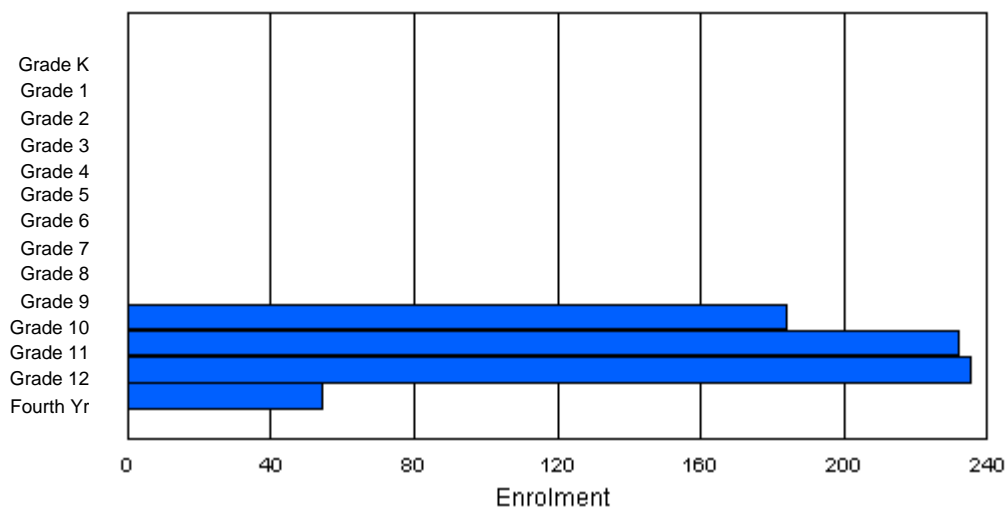
Gender	Age																	Total
	5	6	7	8	9	10	11	12	13	14	15	16	17	18	19	20>		
Male	0	0	0	0	0	0	0	0	0	0	76	113	127	29	16	2	363	
Female	0	0	0	0	0	0	0	0	0	0	86	113	111	21	9	2	342	
Total	0	0	0	0	0	0	0	0	0	0	162	226	238	50	25	4	705	

Enrolment By Grade and Gender

	<u>Grade</u>														
Gender	K	1	2	3	4	5	6	7	8	9	10	11	12	4th	Total
Male	0	0	0	0	0	0	0	0	0	0	88	115	123	37	363
Female	0	0	0	0	0	0	0	0	0	0	96	117	112	17	342
Total	0	0	0	0	0	0	0	0	0	0	184	232	235	54	705

Enrolment By Grade

For 311



* Data from the 2008-2009 AGR(Enrolment/Age as of the last day in Sept./Dec.)

** Newfoundland Statistics Classification System

*** May include itinerant teachers

District 4 - Eastern

#312 - Newtown Elementary, Mount Pearl

Grades: K-6

Number of Grades: 7

[FTE Teachers](#) *** : 28.4

Classification: Urban

Offers Distance Education: No

[School FTE PTR : 14.8](#)

[District FTE PTR : 13.0](#)

[Provincial FTE PTR : 12.3](#)

Enrolment By Age and Gender

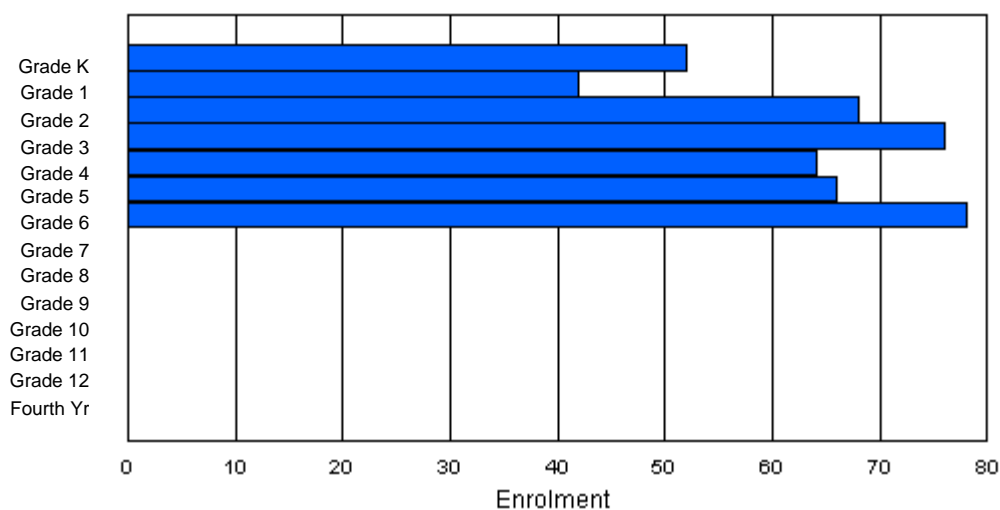
Gender	Age																Total
	5	6	7	8	9	10	11	12	13	14	15	16	17	18	19	20>	
Male	29	22	42	37	36	29	42	4	0	0	0	0	0	0	0	0	241
Female	22	21	24	37	29	36	35	1	0	0	0	0	0	0	0	0	205
Total	51	43	66	74	65	65	77	5	0	0	0	0	0	0	0	0	446

Enrolment By Grade and Gender

Gender	Grade														Total
	K	1	2	3	4	5	6	7	8	9	10	11	12	4th	
Male	29	22	44	38	35	29	44	0	0	0	0	0	0	0	241
Female	23	20	24	38	29	37	34	0	0	0	0	0	0	0	205
Total	52	42	68	76	64	66	78	0	0	0	0	0	0	0	446

Enrolment By Grade

For 312



* Data from the 2008-2009 AGR(Enrolment/Age as of the last day in Sept./Dec.)

** Newfoundland Statistics Classification System

*** May include itinerant teachers

District 4 - Eastern

#313 - O'Donel High School, Mount Pearl

Grades: 10-12

Number of Grades: 3

[FTE Teachers](#) *** : 39.5

Classification: Urban

Offers Distance Education: No

[School FTE PTR : 16.6](#)

[District FTE PTR : 13.0](#)

[Provincial FTE PTR : 12.3](#)

Enrolment By Age and Gender

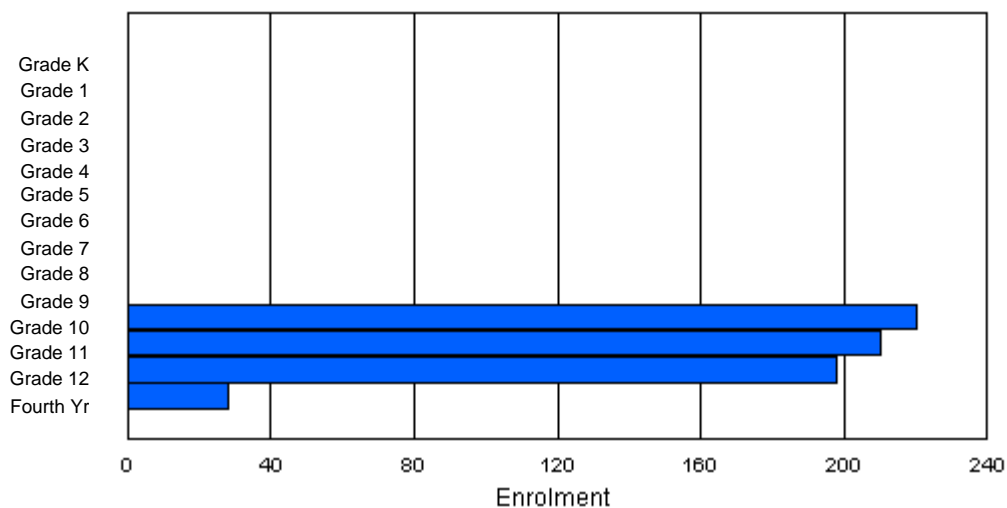
Gender	Age																	Total
	5	6	7	8	9	10	11	12	13	14	15	16	17	18	19	20>		
Male	0	0	0	0	0	0	0	0	0	0	95	106	99	25	6	0	331	
Female	0	0	0	0	0	0	0	0	0	0	103	96	104	21	1	0	325	
Total	0	0	0	0	0	0	0	0	0	0	198	202	203	46	7	0	656	

Enrolment By Grade and Gender

	<u>Grade</u>														
Gender	K	1	2	3	4	5	6	7	8	9	10	11	12	4th	Total
Male	0	0	0	0	0	0	0	0	0	0	108	110	95	18	331
Female	0	0	0	0	0	0	0	0	0	0	112	100	103	10	325
Total	0	0	0	0	0	0	0	0	0	0	220	210	198	28	656

Enrolment By Grade

For 313



* Data from the 2008-2009 AGR(Enrolment/Age as of the last day in Sept./Dec.)

** Newfoundland Statistics Classification System

*** May include itinerant teachers

District 4 - Eastern

#315 - St. Peter's Junior High, Mount Pearl

Grades: 7-9

Number of Grades: 3

[FTE Teachers](#) *** : 41.6

Classification: Urban

Offers Distance Education: No

[School FTE PTR : 16.0](#)

[District FTE PTR : 13.0](#)

[Provincial FTE PTR : 12.3](#)

Enrolment By Age and Gender

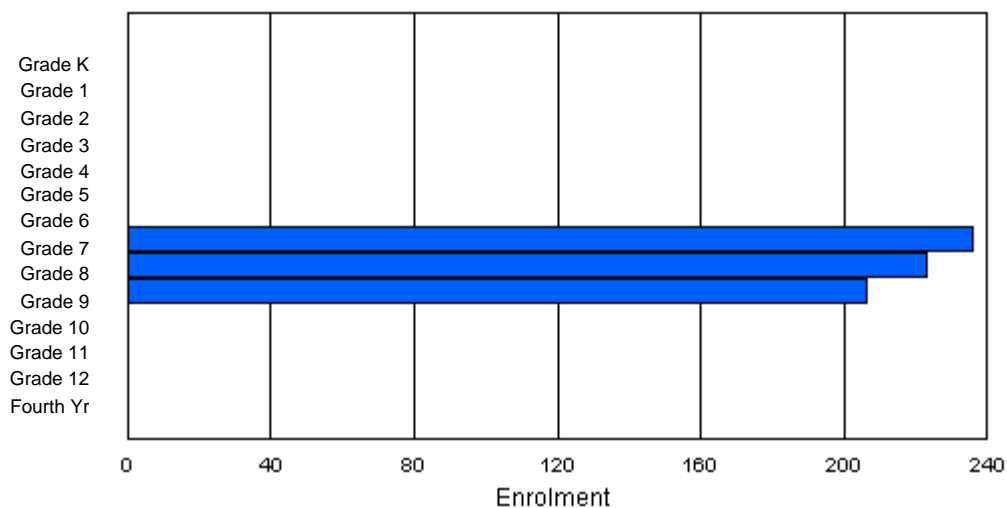
Gender	Age																Total
	5	6	7	8	9	10	11	12	13	14	15	16	17	18	19	20>	
Male	0	0	0	0	0	0	0	100	104	94	11	0	0	0	0	0	309
Female	0	0	0	0	0	0	0	117	115	120	4	0	0	0	0	0	356
Total	0	0	0	0	0	0	0	217	219	214	15	0	0	0	0	0	665

Enrolment By Grade and Gender

	<u>Grade</u>														
Gender	K	1	2	3	4	5	6	7	8	9	10	11	12	4th	Total
Male	0	0	0	0	0	0	0	113	106	90	0	0	0	0	309
Female	0	0	0	0	0	0	0	123	117	116	0	0	0	0	356
Total	0	0	0	0	0	0	0	236	223	206	0	0	0	0	665

Enrolment By Grade

For 315



* Data from the 2008-2009 AGR(Enrolment/Age as of the last day in Sept./Dec.)

** Newfoundland Statistics Classification System

*** May include itinerant teachers

District 4 - Eastern

#316 - St. Peter's Elementary, Mount Pearl

Grades: K-6

Number of Grades: 7

[FTE Teachers](#) *** : 46.8

Classification: Urban

Offers Distance Education: No

[School FTE PTR : 14.2](#)

[District FTE PTR : 13.0](#)

[Provincial FTE PTR : 12.3](#)

Enrolment By Age and Gender

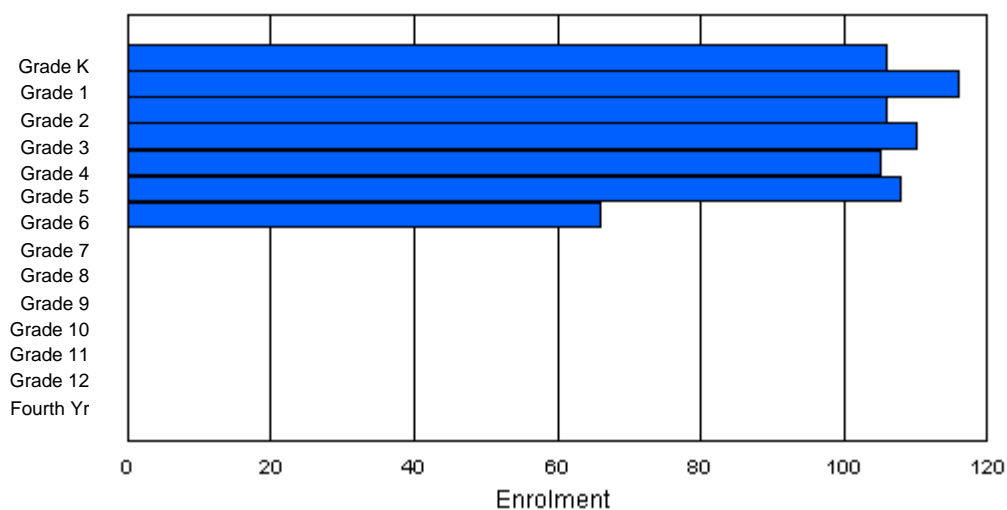
Gender	Age																Total
	5	6	7	8	9	10	11	12	13	14	15	16	17	18	19	20>	
Male	45	50	46	57	56	57	36	3	0	0	0	0	0	0	0	0	350
Female	60	63	63	50	49	51	31	0	0	0	0	0	0	0	0	0	367
Total	105	113	109	107	105	108	67	3	0	0	0	0	0	0	0	0	717

Enrolment By Grade and Gender

Gender	Grade														Total
	K	1	2	3	4	5	6	7	8	9	10	11	12	4th	
Male	45	54	43	60	55	55	38	0	0	0	0	0	0	0	350
Female	61	62	63	50	50	53	28	0	0	0	0	0	0	0	367
Total	106	116	106	110	105	108	66	0	0	0	0	0	0	0	717

Enrolment By Grade

For 316



* Data from the 2008-2009 AGR(Enrolment/Age as of the last day in Sept./Dec.)

** Newfoundland Statistics Classification System

*** May include itinerant teachers

District 4 - Eastern

#317 - St. Francis of Assisi Elementary, Logy Bay/Middle Cove/Outer C

Classification: Urban
Offers Distance Education: No

Grades: K-6

Number of Grades: 7

[School FTE PTR : 11.3](#)

[District FTE PTR : 13.0](#)

[Provincial FTE PTR : 12.3](#)

[FTE Teachers](#) *** : 15.7

Enrolment By Age and Gender

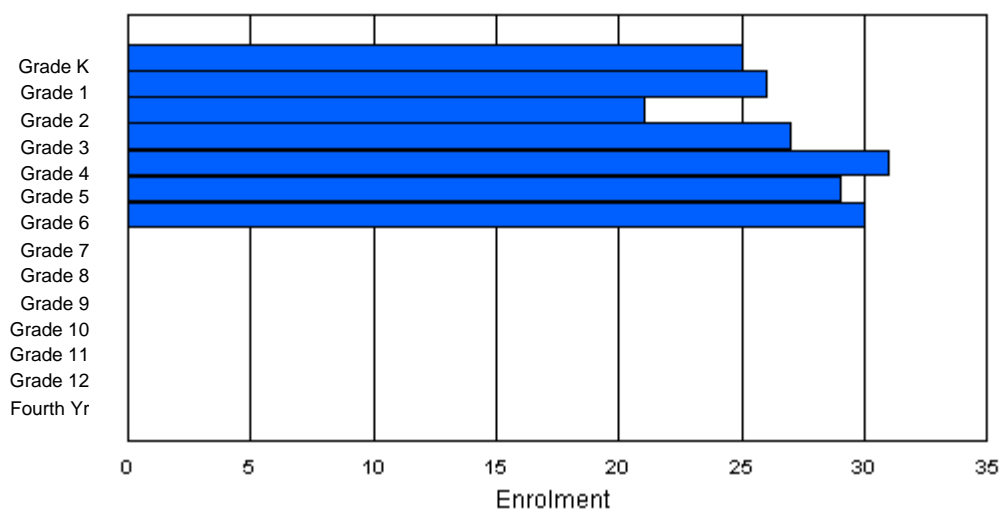
Gender	<u>Age</u>																Total
	5	6	7	8	9	10	11	12	13	14	15	16	17	18	19	20>	
Male	14	13	11	13	14	16	18	0	0	0	0	0	0	0	0	0	99
Female	11	12	11	15	14	13	14	0	0	0	0	0	0	0	0	0	90
Total	25	25	22	28	28	29	32	0	0	0	0	0	0	0	0	0	189

Enrolment By Grade and Gender

Gender	<u>Grade</u>														Total
	K	1	2	3	4	5	6	7	8	9	10	11	12	4th	
Male	14	13	11	13	15	17	16	0	0	0	0	0	0	0	99
Female	11	13	10	14	16	12	14	0	0	0	0	0	0	0	90
Total	25	26	21	27	31	29	30	0	0	0	0	0	0	0	189

Enrolment By Grade

For 317



* Data from the 2008-2009 AGR(Enrolment/Age as of the last day in Sept./Dec.)

** Newfoundland Statistics Classification System

*** May include itinerant teachers

District 4 - Eastern

#318 - Holy Family Elementary, Paradise

Classification: Urban
Offers Distance Education: No

Grades: K-6

Number of Grades: 7

[School FTE PTR : 15.0](#)

[District FTE PTR : 13.0](#)

[Provincial FTE PTR : 12.3](#)

[FTE Teachers](#) *** : 39.7

Enrolment By Age and Gender

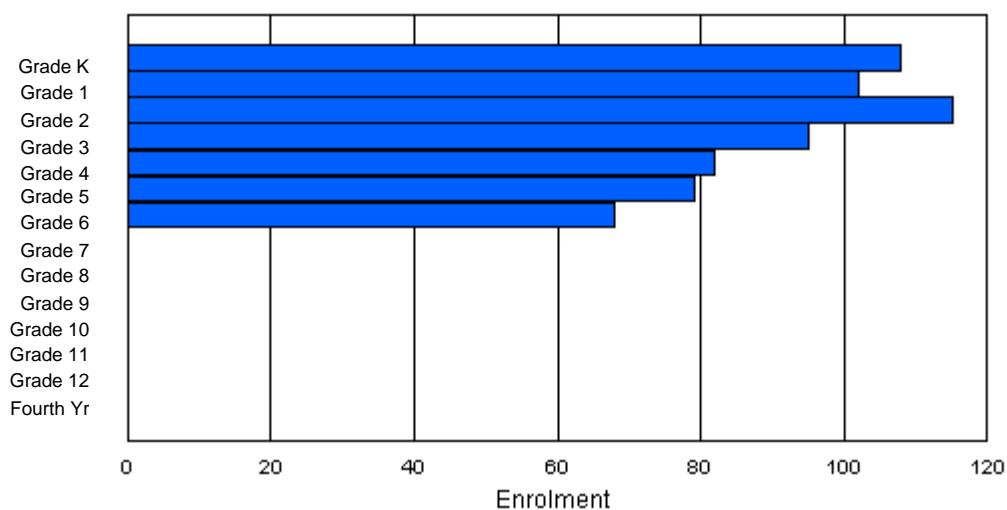
Gender	<u>Age</u>																Total
	5	6	7	8	9	10	11	12	13	14	15	16	17	18	19	20>	
Male	57	53	50	55	46	44	35	0	0	0	0	0	0	0	0	0	340
Female	50	46	65	43	35	36	34	0	0	0	0	0	0	0	0	0	309
Total	107	99	115	98	81	80	69	0	0	0	0	0	0	0	0	0	649

Enrolment By Grade and Gender

Gender	<u>Grade</u>														Total
	K	1	2	3	4	5	6	7	8	9	10	11	12	4th	
Male	58	55	49	54	47	44	33	0	0	0	0	0	0	0	340
Female	50	47	66	41	35	35	35	0	0	0	0	0	0	0	309
Total	108	102	115	95	82	79	68	0	0	0	0	0	0	0	649

Enrolment By Grade

For 318



* Data from the 2008-2009 AGR(Enrolment/Age as of the last day in Sept./Dec.)

** Newfoundland Statistics Classification System

*** May include itinerant teachers

District 4 - Eastern

#319 - Paradise Elementary, Paradise

Grades: K-6

Number of Grades: 7

[FTE Teachers](#) *** : 41.7

Classification: Urban

Offers Distance Education: No

[School FTE PTR : 14.3](#)

[District FTE PTR : 13.0](#)

[Provincial FTE PTR : 12.3](#)

Enrolment By Age and Gender

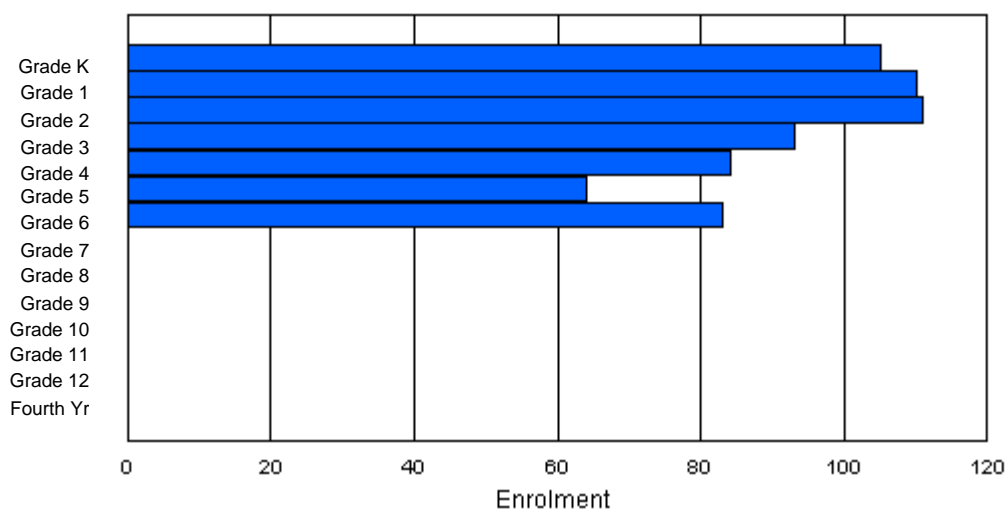
Gender	Age																Total
	5	6	7	8	9	10	11	12	13	14	15	16	17	18	19	20>	
Male	56	59	54	47	39	29	40	3	0	0	0	0	0	0	0	0	327
Female	47	50	57	43	46	35	42	3	0	0	0	0	0	0	0	0	323
Total	103	109	111	90	85	64	82	6	0	0	0	0	0	0	0	0	650

Enrolment By Grade and Gender

Gender	Grade														Total
	K	1	2	3	4	5	6	7	8	9	10	11	12	4th	
Male	57	59	55	48	38	30	40	0	0	0	0	0	0	0	327
Female	48	51	56	45	46	34	43	0	0	0	0	0	0	0	323
Total	105	110	111	93	84	64	83	0	0	0	0	0	0	0	650

Enrolment By Grade

For 319



* Data from the 2008-2009 AGR(Enrolment/Age as of the last day in Sept./Dec.)

** Newfoundland Statistics Classification System

*** May include itinerant teachers

District 4 - Eastern

#320 - Beachy Cove Elementary, Portugal Cove - St. Philip's

Grades: K-6

Number of Grades: 7

FTE Teachers *** : 38.4

Classification: Urban

Offers Distance Education: No

[School FTE PTR : 13.8](#)

[District FTE PTR : 13.0](#)

[Provincial FTE PTR : 12.3](#)

Enrolment By Age and Gender

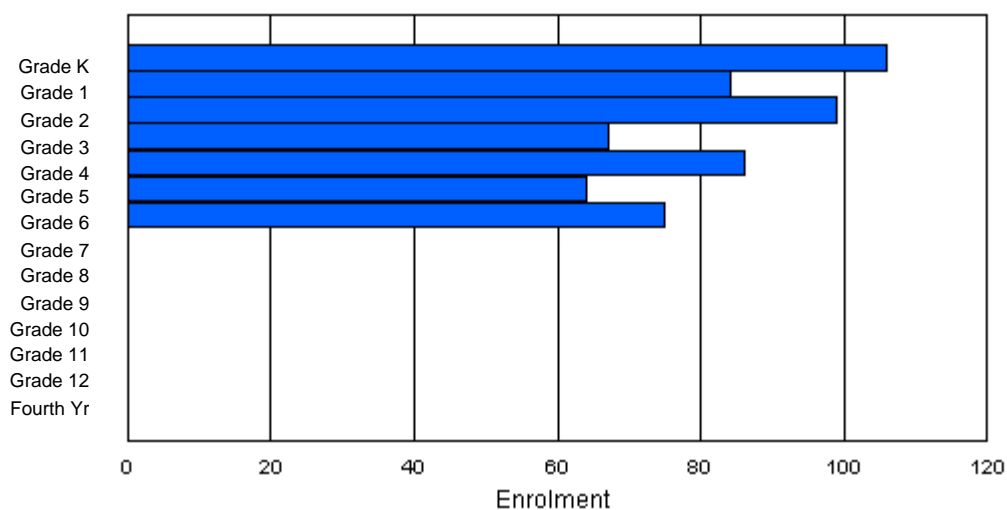
Gender	Age																Total
	5	6	7	8	9	10	11	12	13	14	15	16	17	18	19	20>	
Male	50	49	58	30	50	27	39	8	0	0	0	0	0	0	0	0	311
Female	53	37	40	39	35	34	30	2	0	0	0	0	0	0	0	0	270
Total	103	86	98	69	85	61	69	10	0	0	0	0	0	0	0	0	581

Enrolment By Grade and Gender

Gender	Grade														Total
	K	1	2	3	4	5	6	7	8	9	10	11	12	4th	
Male	52	48	56	31	49	32	43	0	0	0	0	0	0	0	311
Female	54	36	43	36	37	32	32	0	0	0	0	0	0	0	270
Total	106	84	99	67	86	64	75	0	0	0	0	0	0	0	581

Enrolment By Grade

For 320



* Data from the 2008-2009 AGR(Enrolment/Age as of the last day in Sept./Dec.)

** Newfoundland Statistics Classification System

*** May include itinerant teachers

District 4 - Eastern

#324 - Beaconsfield Junior High, St. John's

Grades: 7-9

Number of Grades: 3

Classification: Urban

Offers Distance Education: No

[School FTE PTR : 14.7](#)

[District FTE PTR : 13.0](#)

[Provincial FTE PTR : 12.3](#)

[FTE Teachers](#) *** : 33.7

Enrolment By Age and Gender

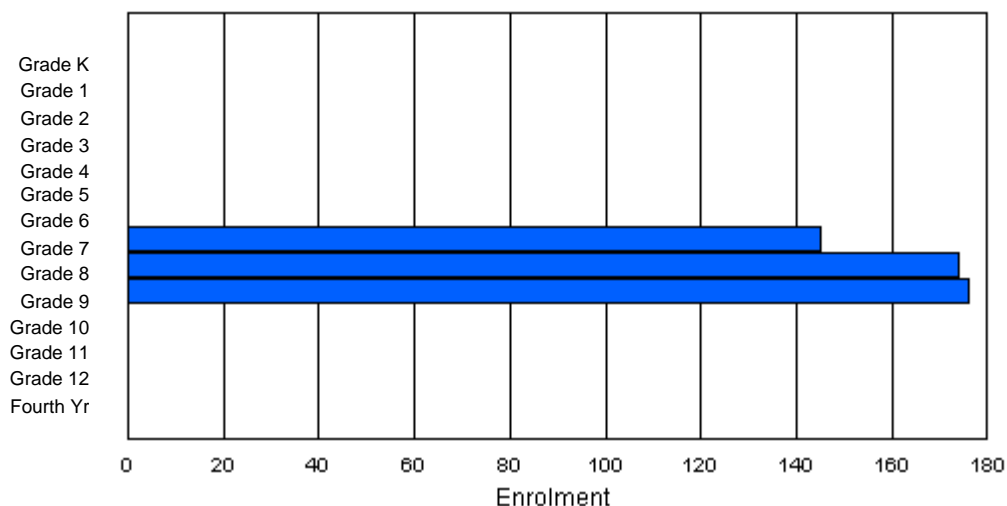
Gender	Age																Total
	5	6	7	8	9	10	11	12	13	14	15	16	17	18	19	20>	
Male	0	0	0	0	0	0	0	76	86	91	10	0	0	0	0	0	263
Female	0	0	0	0	0	0	0	63	88	76	5	0	0	0	0	0	232
Total	0	0	0	0	0	0	0	139	174	167	15	0	0	0	0	0	495

Enrolment By Grade and Gender

	<u>Grade</u>														
Gender	K	1	2	3	4	5	6	7	8	9	10	11	12	4th	Total
Male	0	0	0	0	0	0	0	82	81	100	0	0	0	0	263
Female	0	0	0	0	0	0	0	63	93	76	0	0	0	0	232
Total	0	0	0	0	0	0	0	145	174	176	0	0	0	0	495

Enrolment By Grade

For 324



* Data from the 2008-2009 AGR(Enrolment/Age as of the last day in Sept./Dec.)

** Newfoundland Statistics Classification System

*** May include itinerant teachers

District 4 - Eastern

#325 - Bishop Abraham Elementary, St. John's

Grades: K-6

Number of Grades: 7

[FTE Teachers](#) *** : 16.0

Classification: Urban

Offers Distance Education: No

[School FTE PTR : 9.1](#)

[District FTE PTR : 13.0](#)

[Provincial FTE PTR : 12.3](#)

Enrolment By Age and Gender

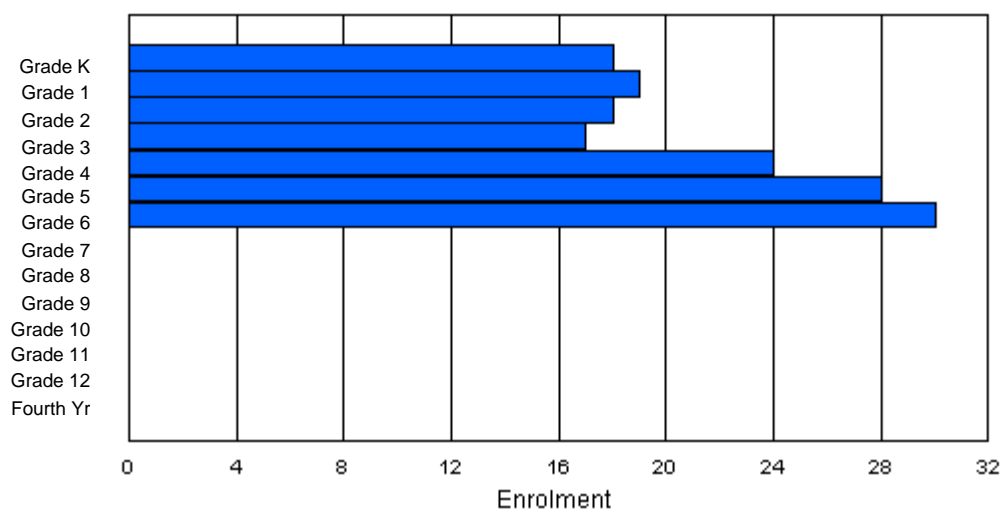
Gender	Age																Total
	5	6	7	8	9	10	11	12	13	14	15	16	17	18	19	20>	
Male	9	9	8	8	11	13	18	4	0	0	0	0	0	0	0	0	80
Female	8	11	8	10	10	15	10	1	1	0	0	0	0	0	0	0	74
Total	17	20	16	18	21	28	28	5	1	0	0	0	0	0	0	0	154

Enrolment By Grade and Gender

Gender	Grade														Total
	K	1	2	3	4	5	6	7	8	9	10	11	12	4th	
Male	10	8	9	8	12	15	18	0	0	0	0	0	0	0	80
Female	8	11	9	9	12	13	12	0	0	0	0	0	0	0	74
Total	18	19	18	17	24	28	30	0	0	0	0	0	0	0	154

Enrolment By Grade

For 325



* Data from the 2008-2009 AGR(Enrolment/Age as of the last day in Sept./Dec.)

** Newfoundland Statistics Classification System

*** May include itinerant teachers

District 4 - Eastern

#326 - Bishop Feild Elementary, St. John's

Grades: K-6

Number of Grades: 7

[FTE Teachers](#) *** : 23.7

Classification: Urban

Offers Distance Education: No

[School FTE PTR : 9.6](#)

[District FTE PTR : 13.0](#)

[Provincial FTE PTR : 12.3](#)

Enrolment By Age and Gender

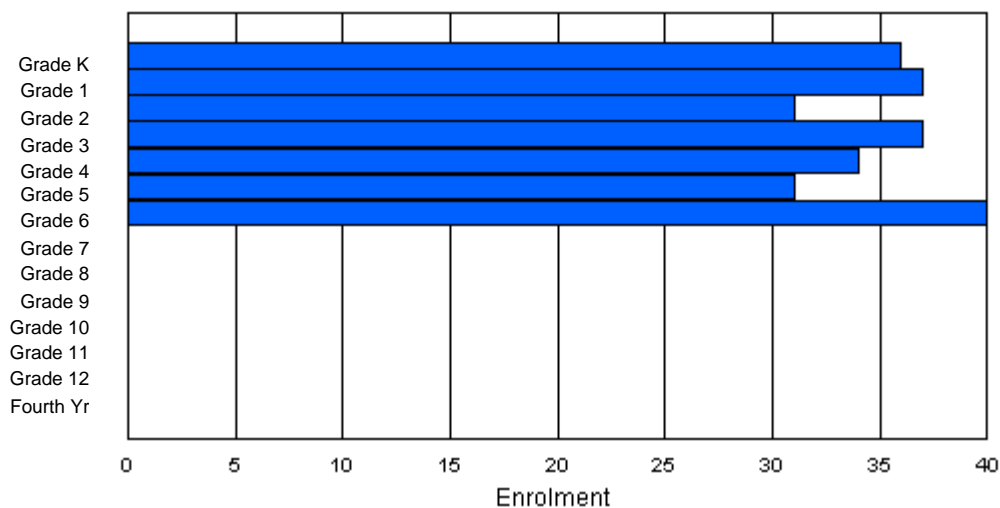
Gender	<u>Age</u>																Total
	5	6	7	8	9	10	11	12	13	14	15	16	17	18	19	20>	
Male	17	20	17	19	14	15	17	1	0	1	0	0	0	0	0	0	121
Female	19	15	15	18	19	14	24	1	0	0	0	0	0	0	0	0	125
Total	36	35	32	37	33	29	41	2	0	1	0	0	0	0	0	0	246

Enrolment By Grade and Gender

Gender	<u>Grade</u>														Total
	K	1	2	3	4	5	6	7	8	9	10	11	12	4th	
Male	17	22	16	18	16	15	17	0	0	0	0	0	0	0	121
Female	19	15	15	19	18	16	23	0	0	0	0	0	0	0	125
Total	36	37	31	37	34	31	40	0	0	0	0	0	0	0	246

Enrolment By Grade

For 326



* Data from the 2008-2009 AGR(Enrolment/Age as of the last day in Sept./Dec.)

** Newfoundland Statistics Classification System

*** May include itinerant teachers

District 4 - Eastern

#327 - Bishops College High, St. John's

Grades: 10-12

Number of Grades: 3

[FTE Teachers](#) *** : 34.0

Classification: Urban

Offers Distance Education: Yes

[School FTE PTR : 16.1](#)

[District FTE PTR : 13.0](#)

[Provincial FTE PTR : 12.3](#)

Enrolment By Age and Gender

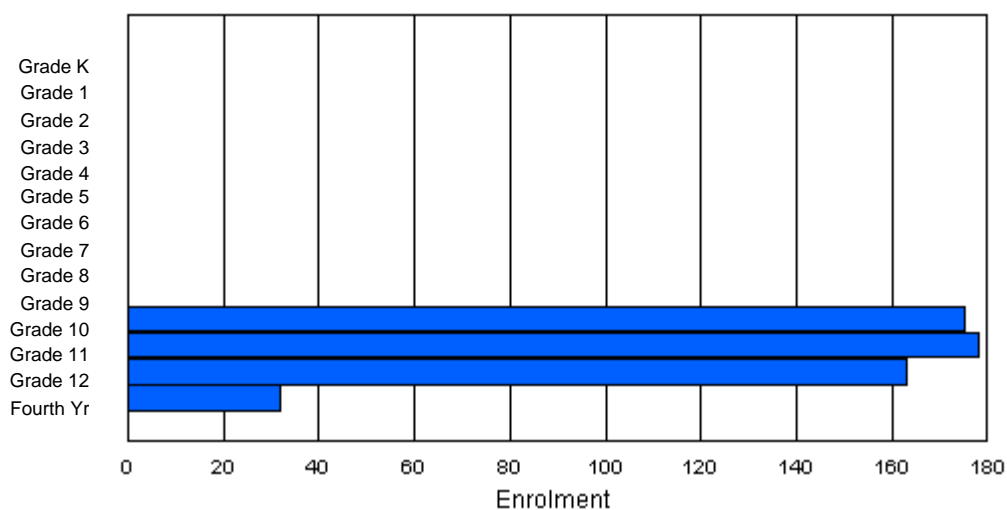
Gender	Age																	Total
	5	6	7	8	9	10	11	12	13	14	15	16	17	18	19	20>		
Male	0	0	0	0	0	0	0	0	0	0	69	104	84	30	9	0	296	
Female	0	0	0	0	0	0	0	0	0	0	82	76	74	17	3	0	252	
Total	0	0	0	0	0	0	0	0	0	0	151	180	158	47	12	0	548	

Enrolment By Grade and Gender

	<u>Grade</u>														
Gender	K	1	2	3	4	5	6	7	8	9	10	11	12	4th	Total
Male	0	0	0	0	0	0	0	0	0	0	85	102	88	21	296
Female	0	0	0	0	0	0	0	0	0	0	90	76	75	11	252
Total	0	0	0	0	0	0	0	0	0	0	175	178	163	32	548

Enrolment By Grade

For 327



* Data from the 2008-2009 AGR(Enrolment/Age as of the last day in Sept./Dec.)

** Newfoundland Statistics Classification System

*** May include itinerant teachers

District 4 - Eastern

#328 - Booth Memorial High School, St. John's

Grades: 10-12

Number of Grades: 3

[FTE Teachers](#) *** : 31.0

Classification: Urban

Offers Distance Education: Yes

[School FTE PTR : 16.6](#)

[District FTE PTR : 13.0](#)

[Provincial FTE PTR : 12.3](#)

Enrolment By Age and Gender

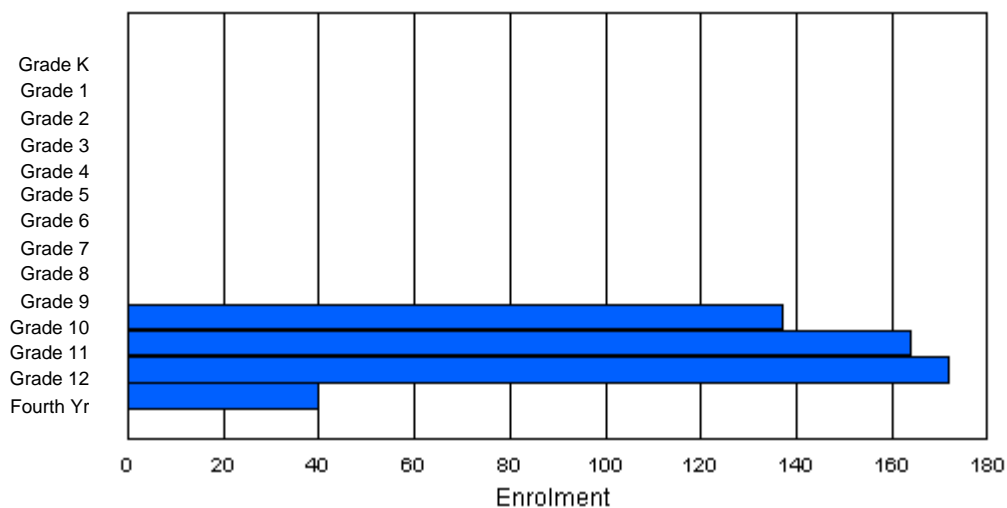
Gender	Age																	Total
	5	6	7	8	9	10	11	12	13	14	15	16	17	18	19	20>		
Male	0	0	0	0	0	0	0	0	0	0	58	83	96	25	3	3	268	
Female	0	0	0	0	0	0	0	0	0	0	55	74	76	32	6	2	245	
Total	0	0	0	0	0	0	0	0	0	0	113	157	172	57	9	5	513	

Enrolment By Grade and Gender

	Grade														
Gender	K	1	2	3	4	5	6	7	8	9	10	11	12	4th	Total
Male	0	0	0	0	0	0	0	0	0	0	72	94	89	13	268
Female	0	0	0	0	0	0	0	0	0	0	65	70	83	27	245
Total	0	0	0	0	0	0	0	0	0	0	137	164	172	40	513

Enrolment By Grade

For 328



* Data from the 2008-2009 AGR(Enrolment/Age as of the last day in Sept./Dec.)

** Newfoundland Statistics Classification System

*** May include itinerant teachers

District 4 - Eastern

#330 - Brother Rice Junior High, St. John's

Grades: 7-9

Number of Grades: 3

[FTE Teachers](#) *** : 32.9

Classification: Urban

Offers Distance Education: No

[School FTE PTR : 12.0](#)

[District FTE PTR : 13.0](#)

[Provincial FTE PTR : 12.3](#)

Enrolment By Age and Gender

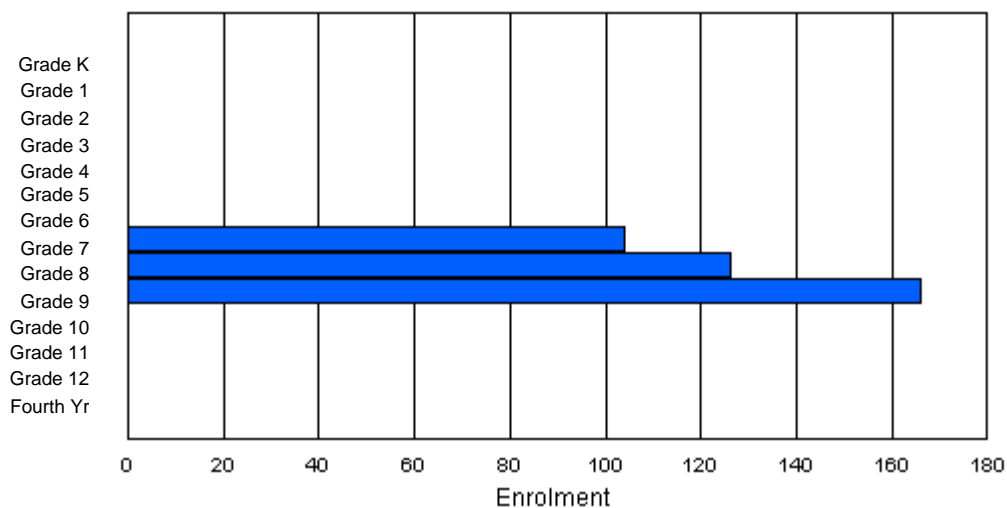
Gender	Age																Total
	5	6	7	8	9	10	11	12	13	14	15	16	17	18	19	20>	
Male	0	0	0	0	0	0	0	50	62	82	9	0	0	0	0	0	203
Female	0	0	0	0	0	0	0	41	64	84	4	0	0	0	0	0	193
Total	0	0	0	0	0	0	0	91	126	166	13	0	0	0	0	0	396

Enrolment By Grade and Gender

	<u>Grade</u>														
Gender	K	1	2	3	4	5	6	7	8	9	10	11	12	4th	Total
Male	0	0	0	0	0	0	0	59	60	84	0	0	0	0	203
Female	0	0	0	0	0	0	0	45	66	82	0	0	0	0	193
Total	0	0	0	0	0	0	0	104	126	166	0	0	0	0	396

Enrolment By Grade

For 330



* Data from the 2008-2009 AGR(Enrolment/Age as of the last day in Sept./Dec.)

** Newfoundland Statistics Classification System

*** May include itinerant teachers

District 4 - Eastern

#331 - Cowan Heights Elementary, St. John's

Grades: K-6

Number of Grades: 7

[FTE Teachers](#) *** : 28.0

Classification: Urban

Offers Distance Education: No

[School FTE PTR : 13.5](#)

[District FTE PTR : 13.0](#)

[Provincial FTE PTR : 12.3](#)

Enrolment By Age and Gender

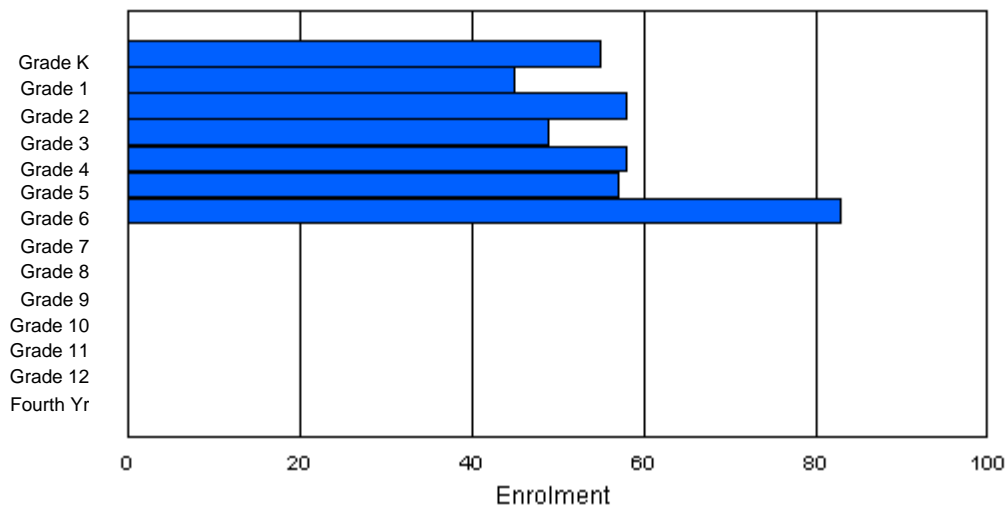
Gender	Age																Total
	5	6	7	8	9	10	11	12	13	14	15	16	17	18	19	20>	
Male	26	23	30	24	23	24	42	3	0	0	0	0	0	0	0	0	195
Female	28	21	29	25	34	32	38	3	0	0	0	0	0	0	0	0	210
Total	54	44	59	49	57	56	80	6	0	0	0	0	0	0	0	0	405

Enrolment By Grade and Gender

Gender	Grade														Total
	K	1	2	3	4	5	6	7	8	9	10	11	12	4th	
Male	27	24	29	23	24	25	43	0	0	0	0	0	0	0	195
Female	28	21	29	26	34	32	40	0	0	0	0	0	0	0	210
Total	55	45	58	49	58	57	83	0	0	0	0	0	0	0	405

Enrolment By Grade

For 331



* Data from the 2008-2009 AGR(Enrolment/Age as of the last day in Sept./Dec.)

** Newfoundland Statistics Classification System

*** May include itinerant teachers

District 4 - Eastern

#334 - Larkhall Academy, St. John's

Classification: Urban
Offers Distance Education: No

Grades: K-6

Number of Grades: 7

[School FTE PTR : 13.8](#)

[District FTE PTR : 13.0](#)

[Provincial FTE PTR : 12.3](#)

[FTE Teachers](#) *** : 23.5

Enrolment By Age and Gender

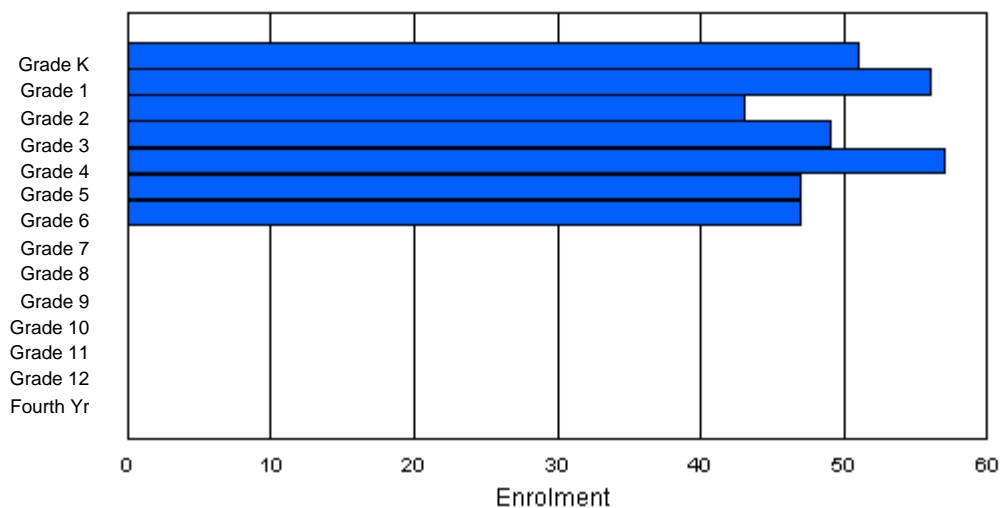
Gender	<u>Age</u>																Total
	5	6	7	8	9	10	11	12	13	14	15	16	17	18	19	20>	
Male	29	24	29	22	24	26	29	4	0	0	0	0	0	0	0	0	187
Female	22	29	16	23	33	20	20	0	0	0	0	0	0	0	0	0	163
Total	51	53	45	45	57	46	49	4	0	0	0	0	0	0	0	0	350

Enrolment By Grade and Gender

Gender	<u>Grade</u>														Total
	K	1	2	3	4	5	6	7	8	9	10	11	12	4th	
Male	29	27	27	26	22	28	28	0	0	0	0	0	0	0	187
Female	22	29	16	23	35	19	19	0	0	0	0	0	0	0	163
Total	51	56	43	49	57	47	47	0	0	0	0	0	0	0	350

Enrolment By Grade

For 334



* Data from the 2008-2009 AGR(Enrolment/Age as of the last day in Sept./Dec.)

** Newfoundland Statistics Classification System

*** May include itinerant teachers

District 4 - Eastern

#335 - Leary's Brook Junior High, St. John's

Grades: 7-9

Number of Grades: 3

[FTE Teachers](#) *** : 32.6

Classification: Urban

Offers Distance Education: No

[School FTE PTR : 15.2](#)

[District FTE PTR : 13.0](#)

[Provincial FTE PTR : 12.3](#)

Enrolment By Age and Gender

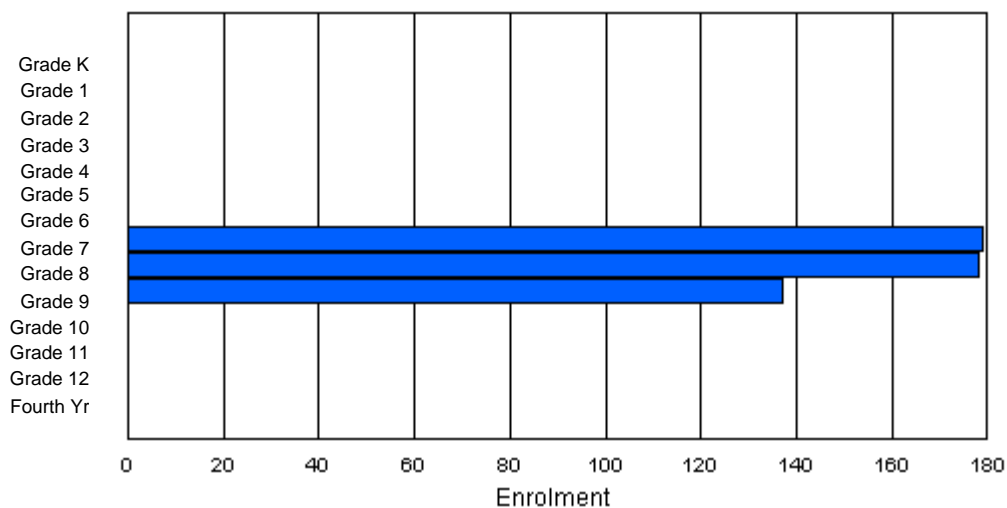
Gender	Age																Total
	5	6	7	8	9	10	11	12	13	14	15	16	17	18	19	20>	
Male	0	1	0	1	0	0	0	74	87	68	15	1	0	0	0	0	247
Female	0	0	0	0	0	0	0	83	83	75	6	0	0	0	0	0	247
Total	0	1	0	1	0	0	0	157	170	143	21	1	0	0	0	0	494

Enrolment By Grade and Gender

Gender	Grade														Total
	K	1	2	3	4	5	6	7	8	9	10	11	12	4th	
Male	0	0	0	0	0	0	0	87	93	67	0	0	0	0	247
Female	0	0	0	0	0	0	0	92	85	70	0	0	0	0	247
Total	0	0	0	0	0	0	0	179	178	137	0	0	0	0	494

Enrolment By Grade

For 335



* Data from the 2008-2009 AGR(Enrolment/Age as of the last day in Sept./Dec.)

** Newfoundland Statistics Classification System

*** May include itinerant teachers

District 4 - Eastern

#336 - Gonzaga Regional High, St. John's

Grades: 10-12

Number of Grades: 3

[FTE Teachers](#) *** : 44.5

Classification: Urban

Offers Distance Education: Yes

[School FTE PTR : 16.5](#)

[District FTE PTR : 13.0](#)

[Provincial FTE PTR : 12.3](#)

Enrolment By Age and Gender

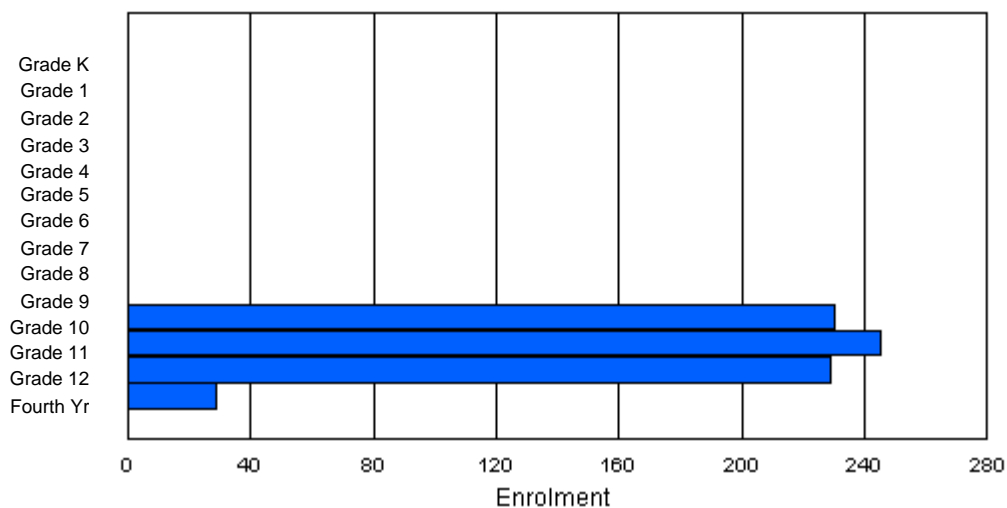
Gender	Age																	Total
	5	6	7	8	9	10	11	12	13	14	15	16	17	18	19	20>		
Male	0	0	0	0	0	0	0	0	0	1	109	132	108	33	8	1	392	
Female	0	0	0	0	0	0	0	0	0	1	98	113	109	17	1	2	341	
Total	0	0	0	0	0	0	0	0	0	2	206	245	217	50	10	3	733	

Enrolment By Grade and Gender

	<u>Grade</u>														
Gender	K	1	2	3	4	5	6	7	8	9	10	11	12	4th	Total
Male	0	0	0	0	0	0	0	0	0	0	124	131	119	18	392
Female	0	0	0	0	0	0	0	0	0	0	106	114	110	11	341
Total	0	0	0	0	0	0	0	0	0	0	230	245	229	29	733

Enrolment By Grade

For 336



* Data from the 2008-2009 AGR(Enrolment/Age as of the last day in Sept./Dec.)

** Newfoundland Statistics Classification System

*** May include itinerant teachers

District 4 - Eastern

#337 - Goulds Elementary, St. John's (Goulds)

Classification: Urban

Offers Distance Education: No

Grades: K-6

Number of Grades: 7

[School FTE PTR : 14.3](#)

[District FTE PTR : 13.0](#)

[Provincial FTE PTR : 12.3](#)

[FTE Teachers](#) *** : 40.7

Enrolment By Age and Gender

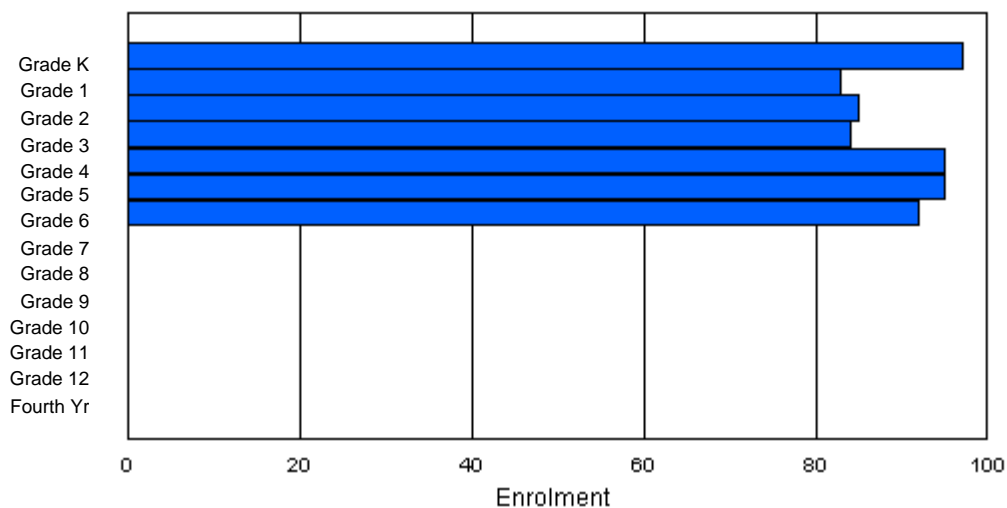
Gender	Age																Total
	5	6	7	8	9	10	11	12	13	14	15	16	17	18	19	20>	
Male	48	49	48	54	44	52	45	1	0	0	0	0	0	0	0	0	341
Female	48	34	36	31	49	43	48	1	0	0	0	0	0	0	0	0	290
Total	96	83	84	85	93	95	93	2	0	0	0	0	0	0	0	0	631

Enrolment By Grade and Gender

Gender	Grade														Total
	K	1	2	3	4	5	6	7	8	9	10	11	12	4th	
Male	48	50	49	52	47	52	43	0	0	0	0	0	0	0	341
Female	49	33	36	32	48	43	49	0	0	0	0	0	0	0	290
Total	97	83	85	84	95	95	92	0	0	0	0	0	0	0	631

Enrolment By Grade

For 337



* Data from the 2008-2009 AGR(Enrolment/Age as of the last day in Sept./Dec.)

** Newfoundland Statistics Classification System

*** May include itinerant teachers

District 4 - Eastern

#339 - Holy Cross Elementary, St. John's

Grades: K-6

Number of Grades: 7

[FTE Teachers](#) *** : 17.9

Classification: Urban

Offers Distance Education: No

[School FTE PTR : 10.1](#)

[District FTE PTR : 13.0](#)

[Provincial FTE PTR : 12.3](#)

Enrolment By Age and Gender

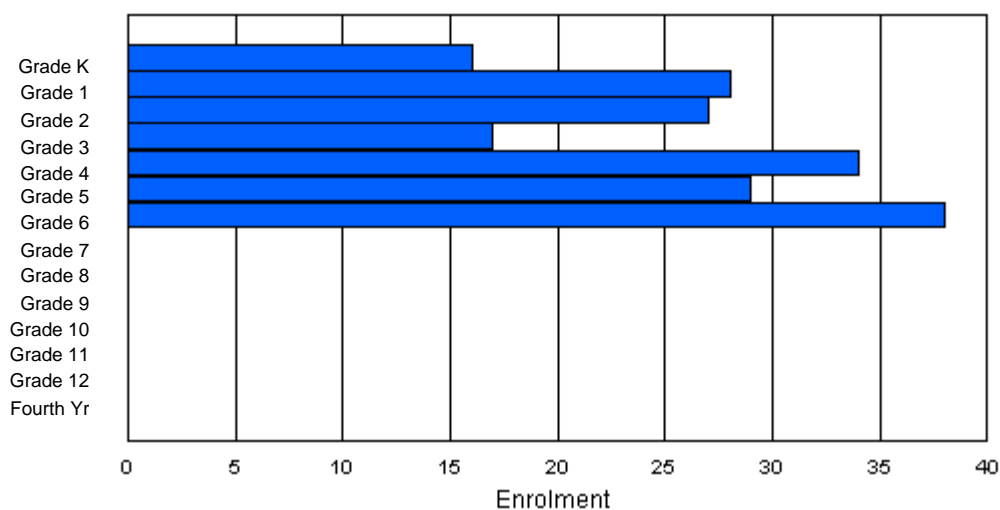
Gender	<u>Age</u>																Total
	5	6	7	8	9	10	11	12	13	14	15	16	17	18	19	20>	
Male	4	17	17	10	21	8	15	7	0	0	0	0	0	0	0	0	99
Female	12	8	12	8	12	21	16	1	0	0	0	0	0	0	0	0	90
Total	16	25	29	18	33	29	31	8	0	0	0	0	0	0	0	0	189

Enrolment By Grade and Gender

	<u>Grade</u>															
Gender	K	1	2	3	4	5	6	7	8	9	10	11	12	4th	Total	
Male	4	20	15	9	21	9	21	0	0	0	0	0	0	0	99	
Female	12	8	12	8	13	20	17	0	0	0	0	0	0	0	90	
Total	16	28	27	17	34	29	38	0	0	0	0	0	0	0	189	

Enrolment By Grade

For 339



* Data from the 2008-2009 AGR(Enrolment/Age as of the last day in Sept./Dec.)

** Newfoundland Statistics Classification System

*** May include itinerant teachers

District 4 - Eastern

#340 - Holy Heart of Mary Regional High, St. John's

Classification: Urban
Offers Distance Education: No

Grades: 10-12

Number of Grades: 3

[School FTE PTR : 16.3](#)

[District FTE PTR : 13.0](#)

[Provincial FTE PTR : 12.3](#)

[FTE Teachers](#) *** : 56.8

Enrolment By Age and Gender

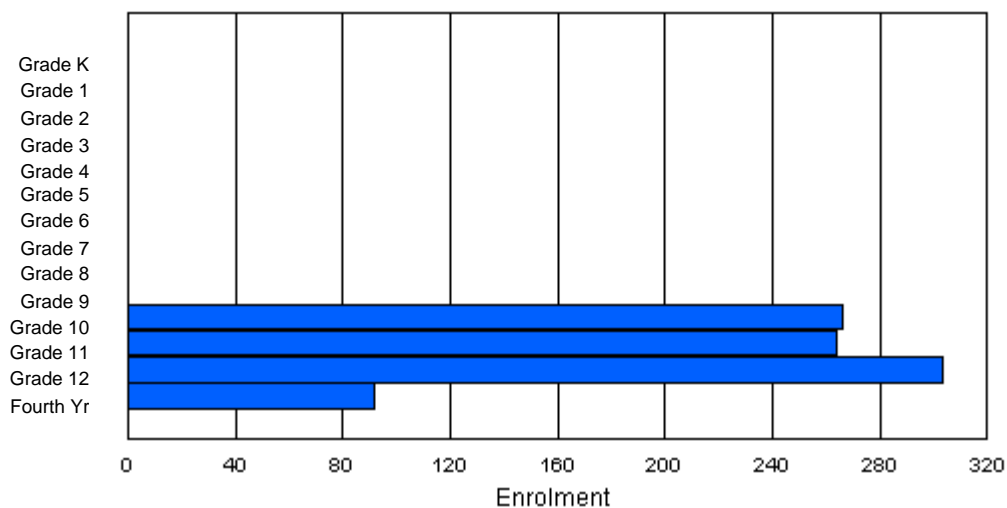
Gender	Age																	Total
	5	6	7	8	9	10	11	12	13	14	15	16	17	18	19	20>		
Male	0	0	0	0	0	0	0	0	0	1	105	118	139	57	17	4	441	
Female	0	0	0	0	0	0	0	0	0	1	126	146	160	35	15	1	484	
Total	0	0	0	0	0	0	0	0	0	2	231	264	299	92	32	5	925	

Enrolment By Grade and Gender

	<u>Grade</u>															
Gender	K	1	2	3	4	5	6	7	8	9	10	11	12	4th	Total	
Male	0	0	0	0	0	0	0	0	0	0	128	115	145	53	441	
Female	0	0	0	0	0	0	0	0	0	0	138	149	158	39	484	
Total	0	0	0	0	0	0	0	0	0	0	266	264	303	92	925	

Enrolment By Grade

For 340



* Data from the 2008-2009 AGR(Enrolment/Age as of the last day in Sept./Dec.)

** Newfoundland Statistics Classification System

*** May include itinerant teachers

District 4 - Eastern

#341 - I.J. Samson Junior High, St. John's

Grades: 7-9

Number of Grades: 3

[FTE Teachers](#) *** : 20.0

Classification: Urban

Offers Distance Education: No

[School FTE PTR : 13.5](#)

[District FTE PTR : 13.0](#)

[Provincial FTE PTR : 12.3](#)

Enrolment By Age and Gender

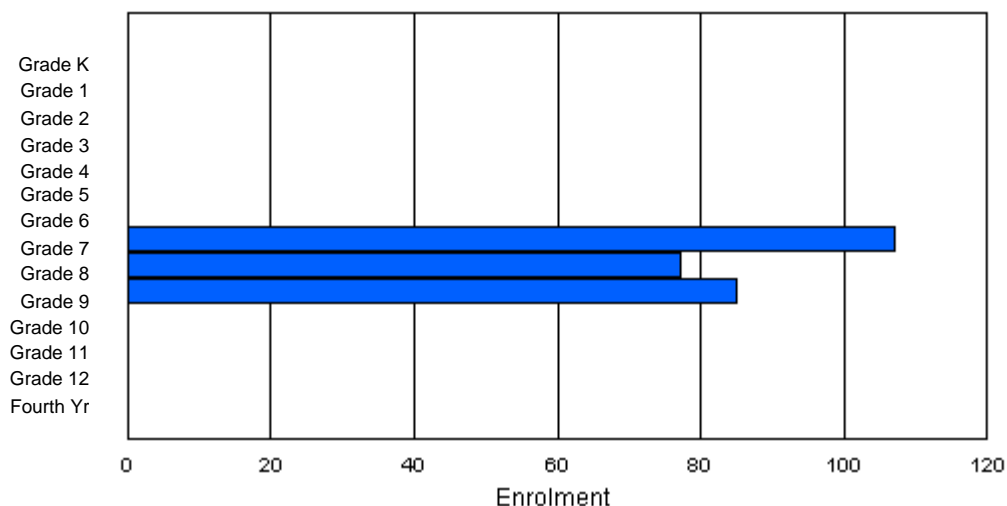
Gender	Age																Total
	5	6	7	8	9	10	11	12	13	14	15	16	17	18	19	20>	
Male	0	0	0	0	0	0	0	44	37	44	1	0	0	0	0	0	126
Female	0	0	0	0	0	0	0	63	35	43	1	1	0	0	0	0	143
Total	0	0	0	0	0	0	0	107	72	87	2	1	0	0	0	0	269

Enrolment By Grade and Gender

Gender	Grade														Total
	K	1	2	3	4	5	6	7	8	9	10	11	12	4th	
Male	0	0	0	0	0	0	0	44	43	39	0	0	0	0	126
Female	0	0	0	0	0	0	0	63	34	46	0	0	0	0	143
Total	0	0	0	0	0	0	0	107	77	85	0	0	0	0	269

Enrolment By Grade

For 341



* Data from the 2008-2009 AGR(Enrolment/Age as of the last day in Sept./Dec.)

** Newfoundland Statistics Classification System

*** May include itinerant teachers

District 4 - Eastern

#342 - MacDonald Drive Elementary, St. John's

Grades: K-6

Number of Grades: 7

[FTE Teachers](#) *** : 24.1

Classification: Urban

Offers Distance Education: No

[School FTE PTR : 13.7](#)

[District FTE PTR : 13.0](#)

[Provincial FTE PTR : 12.3](#)

Enrolment By Age and Gender

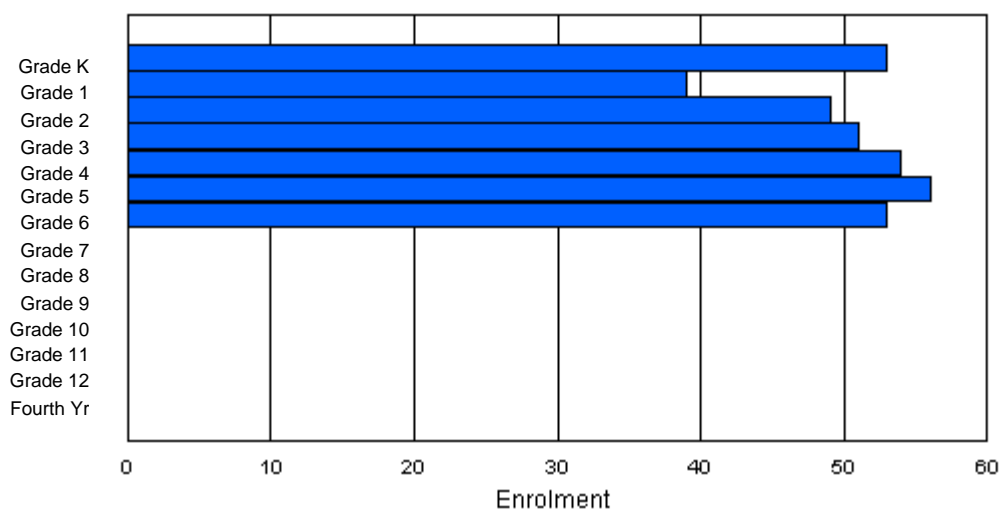
Gender	<u>Age</u>																Total
	5	6	7	8	9	10	11	12	13	14	15	16	17	18	19	20>	
Male	29	19	22	36	19	28	32	0	0	0	0	0	0	0	0	0	185
Female	22	21	27	16	34	26	22	2	0	0	0	0	0	0	0	0	170
Total	51	40	49	52	53	54	54	2	0	0	0	0	0	0	0	0	355

Enrolment By Grade and Gender

	<u>Grade</u>														
Gender	K	1	2	3	4	5	6	7	8	9	10	11	12	4th	Total
Male	29	20	22	35	20	29	30	0	0	0	0	0	0	0	185
Female	24	19	27	16	34	27	23	0	0	0	0	0	0	0	170
Total	53	39	49	51	54	56	53	0	0	0	0	0	0	0	355

Enrolment By Grade

For 342



* Data from the 2008-2009 AGR(Enrolment/Age as of the last day in Sept./Dec.)

** Newfoundland Statistics Classification System

*** May include itinerant teachers

District 4 - Eastern

#343 - MacDonald Drive Junior High, St. John's

Classification: Urban
Offers Distance Education: No

Grades: 7-9

Number of Grades: 3

[School FTE PTR : 15.6](#)

[District FTE PTR : 13.0](#)

[Provincial FTE PTR : 12.3](#)

[FTE Teachers](#) *** : 36.6

Enrolment By Age and Gender

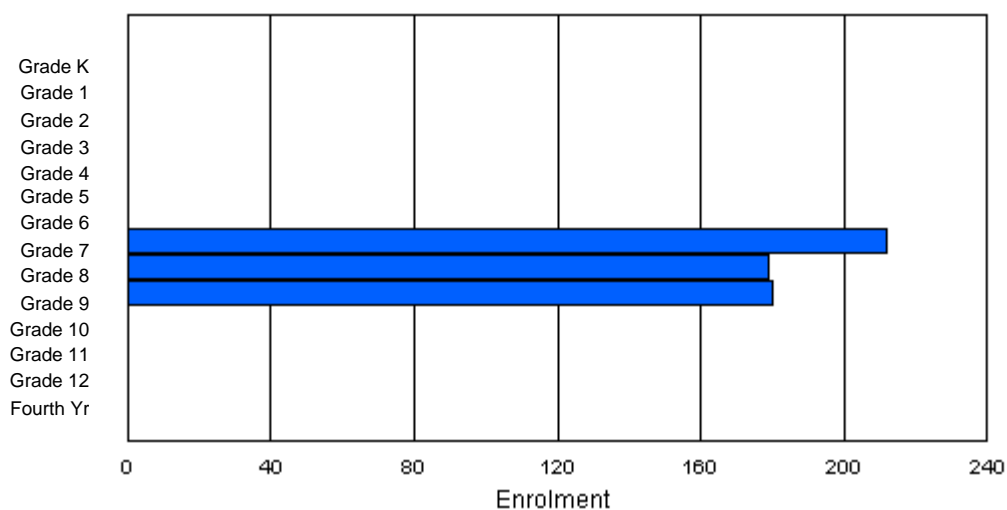
Gender	Age																	Total
	5	6	7	8	9	10	11	12	13	14	15	16	17	18	19	20>		
Male	0	0	0	0	0	0	0	103	103	85	6	1	0	0	0	0	298	
Female	0	0	0	0	0	0	0	97	75	94	7	0	0	0	0	0	273	
Total	0	0	0	0	0	0	0	200	178	179	13	1	0	0	0	0	571	

Enrolment By Grade and Gender

	<u>Grade</u>														
Gender	K	1	2	3	4	5	6	7	8	9	10	11	12	4th	Total
Male	0	0	0	0	0	0	0	115	98	85	0	0	0	0	298
Female	0	0	0	0	0	0	0	97	81	95	0	0	0	0	273
Total	0	0	0	0	0	0	0	212	179	180	0	0	0	0	571

Enrolment By Grade

For 343



* Data from the 2008-2009 AGR(Enrolment/Age as of the last day in Sept./Dec.)

** Newfoundland Statistics Classification System

*** May include itinerant teachers

District 4 - Eastern

#345 - Mary Queen of Peace Elementary, St. John's

Grades: K-6

Number of Grades: 7

[FTE Teachers](#) *** : 50.1

Classification: Urban

Offers Distance Education: No

[School FTE PTR : 13.3](#)

[District FTE PTR : 13.0](#)

[Provincial FTE PTR : 12.3](#)

Enrolment By Age and Gender

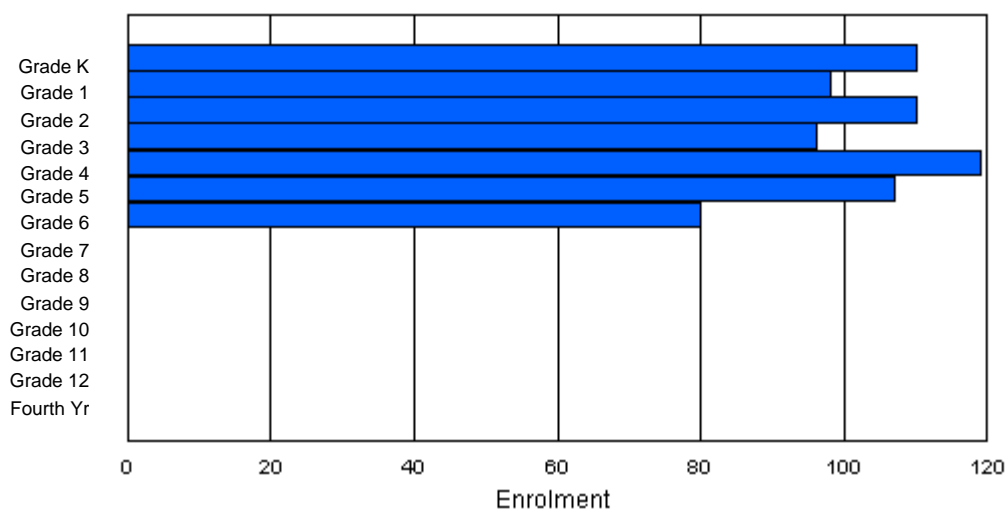
Gender	Age																Total
	5	6	7	8	9	10	11	12	13	14	15	16	17	18	19	20>	
Male	50	42	51	52	49	57	39	0	0	0	0	0	0	0	0	0	340
Female	56	56	61	42	72	46	47	0	0	0	0	0	0	0	0	0	380
Total	106	98	112	94	121	103	86	0	0	0	0	0	0	0	0	0	720

Enrolment By Grade and Gender

Gender	Grade														Total
	K	1	2	3	4	5	6	7	8	9	10	11	12	4th	
Male	53	42	48	55	47	60	35	0	0	0	0	0	0	0	340
Female	57	56	62	41	72	47	45	0	0	0	0	0	0	0	380
Total	110	98	110	96	119	107	80	0	0	0	0	0	0	0	720

Enrolment By Grade

For 345



* Data from the 2008-2009 AGR(Enrolment/Age as of the last day in Sept./Dec.)

** Newfoundland Statistics Classification System

*** May include itinerant teachers

District 4 - Eastern

#347 - Prince of Wales Collegiate, St. John's

Classification: Urban

Offers Distance Education: Yes

Grades: 10-12

Number of Grades: 3

[School FTE PTR : 16.8](#)

[District FTE PTR : 13.0](#)

[Provincial FTE PTR : 12.3](#)

[FTE Teachers](#) *** : 46.5

Enrolment By Age and Gender

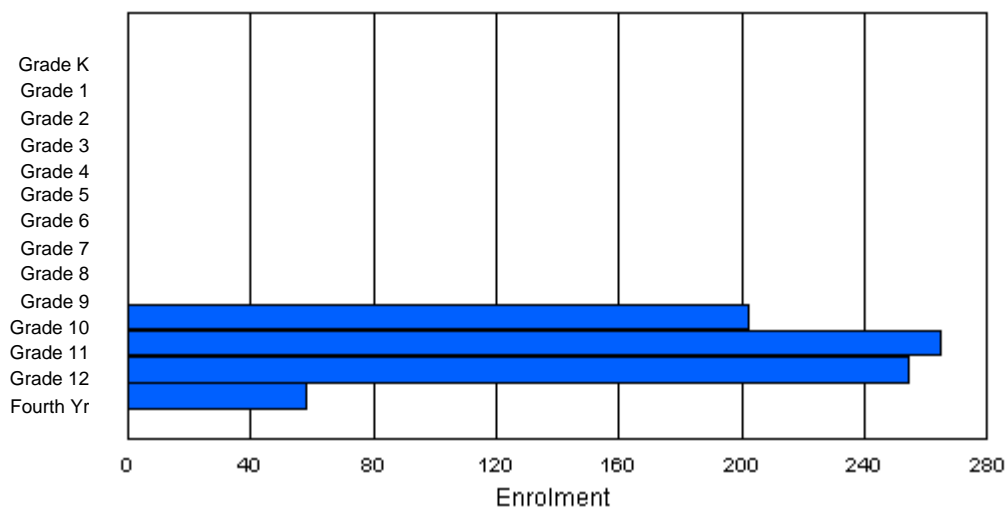
Gender	Age																	Total
	5	6	7	8	9	10	11	12	13	14	15	16	17	18	19	20>		
Male	0	0	0	0	0	0	0	0	0	0	86	124	122	46	11	2	391	
Female	0	0	0	0	0	0	0	0	0	0	79	138	125	39	7	0	388	
Total	0	0	0	0	0	0	0	0	0	0	165	262	247	85	18	2	779	

Enrolment By Grade and Gender

	<u>Grade</u>														
Gender	K	1	2	3	4	5	6	7	8	9	10	11	12	4th	Total
Male	0	0	0	0	0	0	0	0	0	0	108	130	122	31	391
Female	0	0	0	0	0	0	0	0	0	0	94	135	132	27	388
Total	0	0	0	0	0	0	0	0	0	0	202	265	254	58	779

Enrolment By Grade

For 347



* Data from the 2008-2009 AGR(Enrolment/Age as of the last day in Sept./Dec.)

** Newfoundland Statistics Classification System

*** May include itinerant teachers

District 4 - Eastern

#348 - Roncalli Elementary, St. John's

Classification: Urban
Offers Distance Education: No

Grades: K-6

Number of Grades: 7

[School FTE PTR : 14.6](#)

[District FTE PTR : 13.0](#)

[Provincial FTE PTR : 12.3](#)

[FTE Teachers](#) *** : 18.0

Enrolment By Age and Gender

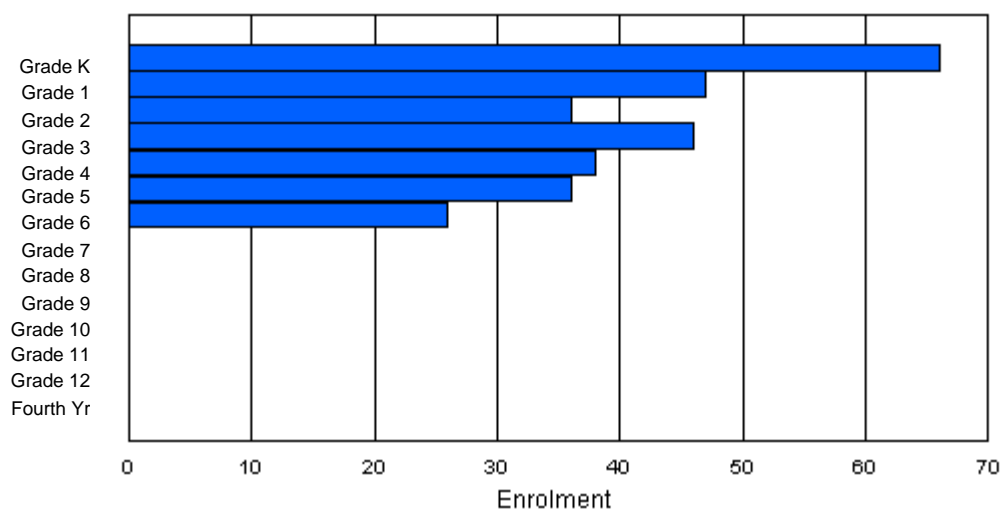
Gender	<u>Age</u>																Total
	5	6	7	8	9	10	11	12	13	14	15	16	17	18	19	20>	
Male	31	22	26	30	23	18	12	0	0	0	0	0	0	0	0	0	162
Female	33	25	12	16	13	19	15	0	0	0	0	0	0	0	0	0	133
Total	64	47	38	46	36	37	27	0	0	0	0	0	0	0	0	0	295

Enrolment By Grade and Gender

Gender	<u>Grade</u>														Total
	K	1	2	3	4	5	6	7	8	9	10	11	12	4th	
Male	32	23	24	30	24	18	11	0	0	0	0	0	0	0	162
Female	34	24	12	16	14	18	15	0	0	0	0	0	0	0	133
Total	66	47	36	46	38	36	26	0	0	0	0	0	0	0	295

Enrolment By Grade

For 348



* Data from the 2008-2009 AGR(Enrolment/Age as of the last day in Sept./Dec.)

** Newfoundland Statistics Classification System

*** May include itinerant teachers

District 4 - Eastern

#349 - St. Andrew's Elementary, St. John's

Grades: K-6

Number of Grades: 7

[FTE Teachers](#) *** : 23.7

Classification: Urban

Offers Distance Education: No

[School FTE PTR : 8.6](#)

[District FTE PTR : 13.0](#)

[Provincial FTE PTR : 12.3](#)

Enrolment By Age and Gender

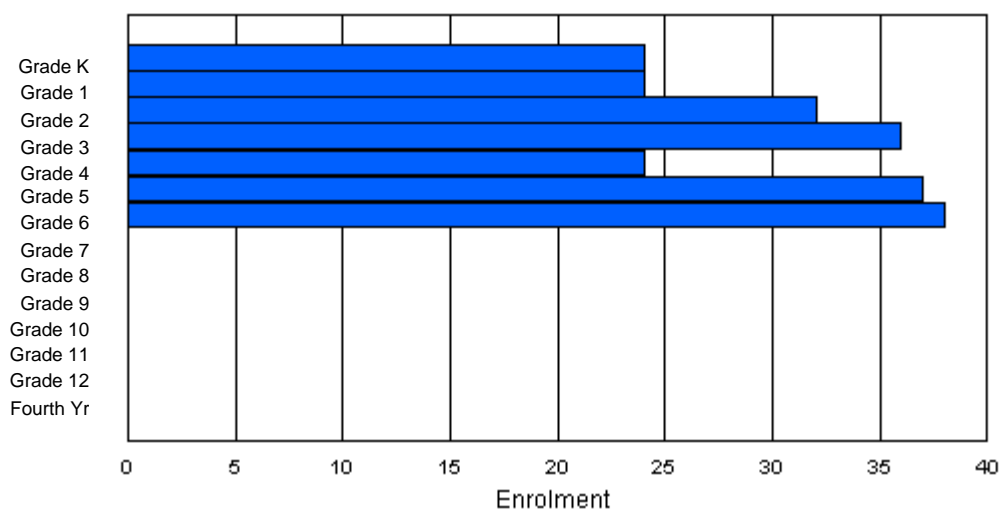
Gender	Age																Total
	5	6	7	8	9	10	11	12	13	14	15	16	17	18	19	20>	
Male	14	15	20	17	21	20	22	3	0	0	0	0	0	0	0	0	132
Female	9	8	14	14	6	14	16	2	0	0	0	0	0	0	0	0	83
Total	23	23	34	31	27	34	38	5	0	0	0	0	0	0	0	0	215

Enrolment By Grade and Gender

	<u>Grade</u>														
Gender	K	1	2	3	4	5	6	7	8	9	10	11	12	4th	Total
Male	15	15	19	21	18	21	23	0	0	0	0	0	0	0	132
Female	9	9	13	15	6	16	15	0	0	0	0	0	0	0	83
Total	24	24	32	36	24	37	38	0	0	0	0	0	0	0	215

Enrolment By Grade

For 349



* Data from the 2008-2009 AGR(Enrolment/Age as of the last day in Sept./Dec.)

** Newfoundland Statistics Classification System

*** May include itinerant teachers

District 4 - Eastern

#350 - St. John Bosco School, St. John's

Grades: K-9

Number of Grades: 10

[FTE Teachers](#) *** : 20.0

Classification: Urban

Offers Distance Education: No

[School FTE PTR : 10.7](#)

[District FTE PTR : 13.0](#)

[Provincial FTE PTR : 12.3](#)

Enrolment By Age and Gender

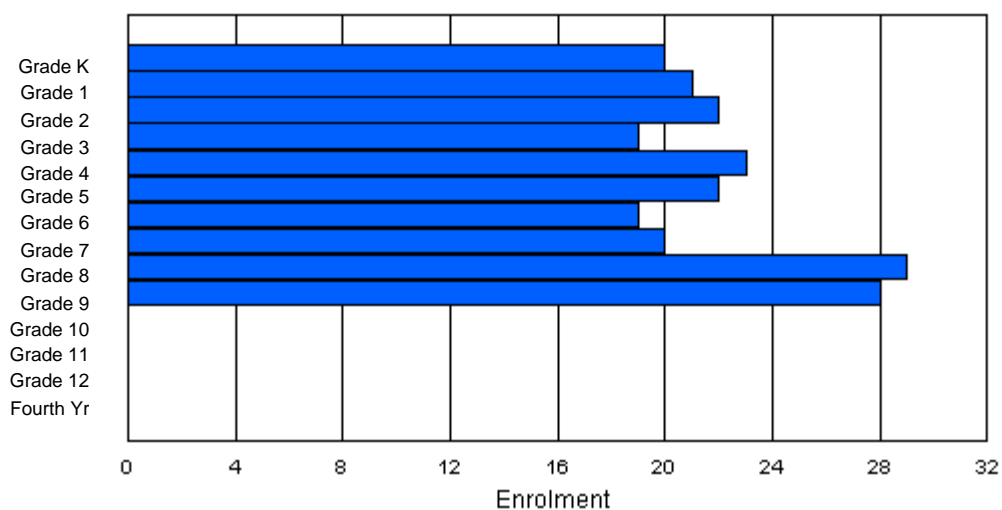
Gender	Age																Total
	5	6	7	8	9	10	11	12	13	14	15	16	17	18	19	20>	
Male	11	10	15	15	13	13	9	12	10	16	3	0	0	0	0	0	127
Female	8	12	6	5	9	9	9	8	17	10	3	0	0	0	0	0	96
Total	19	22	21	20	22	22	18	20	27	26	6	0	0	0	0	0	223

Enrolment By Grade and Gender

Gender	Grade														Total
	K	1	2	3	4	5	6	7	8	9	10	11	12	4th	
Male	12	9	16	14	14	13	9	13	10	17	0	0	0	0	127
Female	8	12	6	5	9	9	10	7	19	11	0	0	0	0	96
Total	20	21	22	19	23	22	19	20	29	28	0	0	0	0	223

Enrolment By Grade

For 350



* Data from the 2008-2009 AGR(Enrolment/Age as of the last day in Sept./Dec.)

** Newfoundland Statistics Classification System

*** May include itinerant teachers

District 4 - Eastern

#353 - St. Kevin's Junior High, St. John's (Goulds)

Grades: 7-9

Number of Grades: 3

[FTE Teachers](#) *** : 23.5

Classification: Urban

Offers Distance Education: No

[School FTE PTR : 13.5](#)

[District FTE PTR : 13.0](#)

[Provincial FTE PTR : 12.3](#)

Enrolment By Age and Gender

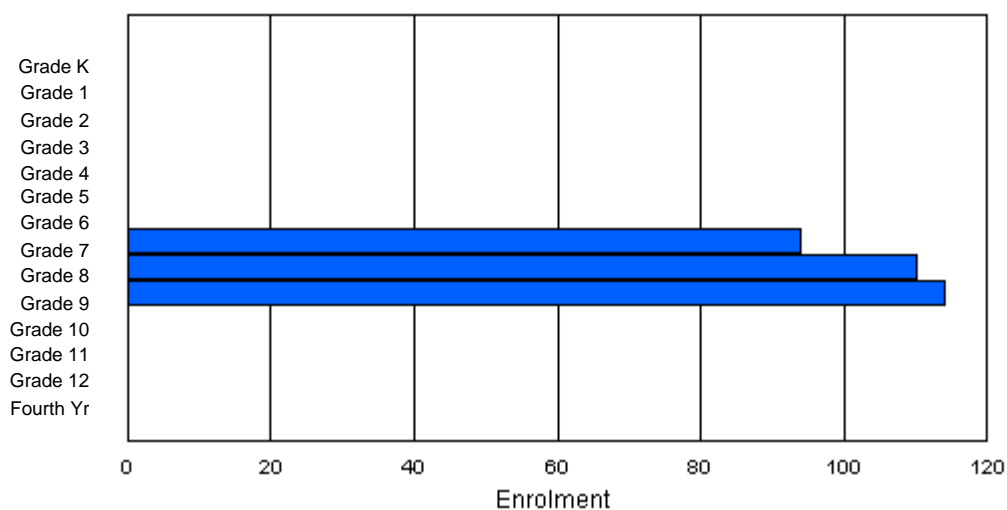
Gender	Age																	Total
	5	6	7	8	9	10	11	12	13	14	15	16	17	18	19	20>		
Male	0	0	0	0	0	0	0	52	47	51	13	1	0	0	0	0	164	
Female	0	0	0	0	0	0	0	36	58	54	6	0	0	0	0	0	154	
Total	0	0	0	0	0	0	0	88	105	105	19	1	0	0	0	0	318	

Enrolment By Grade and Gender

	<u>Grade</u>														
Gender	K	1	2	3	4	5	6	7	8	9	10	11	12	4th	Total
Male	0	0	0	0	0	0	0	58	50	56	0	0	0	0	164
Female	0	0	0	0	0	0	0	36	60	58	0	0	0	0	154
Total	0	0	0	0	0	0	0	94	110	114	0	0	0	0	318

Enrolment By Grade

For 353



* Data from the 2008-2009 AGR(Enrolment/Age as of the last day in Sept./Dec.)

** Newfoundland Statistics Classification System

*** May include itinerant teachers

District 4 - Eastern

#354 - St. Kevin's High, St. John's (Goulds)

Grades: 10-12

Number of Grades: 3

[FTE Teachers](#) *** : 23.8

Classification: Urban

Offers Distance Education: Yes

[School FTE PTR : 14.9](#)

[District FTE PTR : 13.0](#)

[Provincial FTE PTR : 12.3](#)

Enrolment By Age and Gender

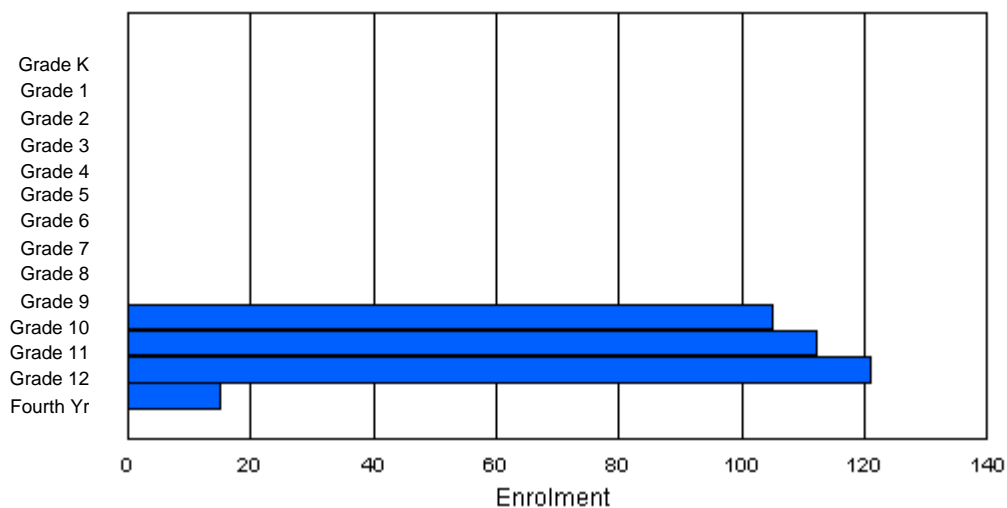
Gender	Age																	Total
	5	6	7	8	9	10	11	12	13	14	15	16	17	18	19	20>		
Male	0	0	0	0	0	0	0	0	0	0	42	58	61	19	1	1	182	
Female	0	0	0	0	0	0	0	0	0	0	48	51	57	13	2	0	171	
Total	0	0	0	0	0	0	0	0	0	0	90	109	118	32	3	1	353	

Enrolment By Grade and Gender

	<u>Grade</u>														
Gender	K	1	2	3	4	5	6	7	8	9	10	11	12	4th	Total
Male	0	0	0	0	0	0	0	0	0	0	55	57	65	5	182
Female	0	0	0	0	0	0	0	0	0	0	50	55	56	10	171
Total	0	0	0	0	0	0	0	0	0	0	105	112	121	15	353

Enrolment By Grade

For 354



* Data from the 2008-2009 AGR(Enrolment/Age as of the last day in Sept./Dec.)

** Newfoundland Statistics Classification System

*** May include itinerant teachers

District 4 - Eastern

#355 - St. Mary's Elementary, St. John's

Grades: K-6

Number of Grades: 7

[FTE Teachers](#) *** : 13.0

Classification: Urban

Offers Distance Education: No

[School FTE PTR : 12.3](#)

[District FTE PTR : 13.0](#)

[Provincial FTE PTR : 12.3](#)

Enrolment By Age and Gender

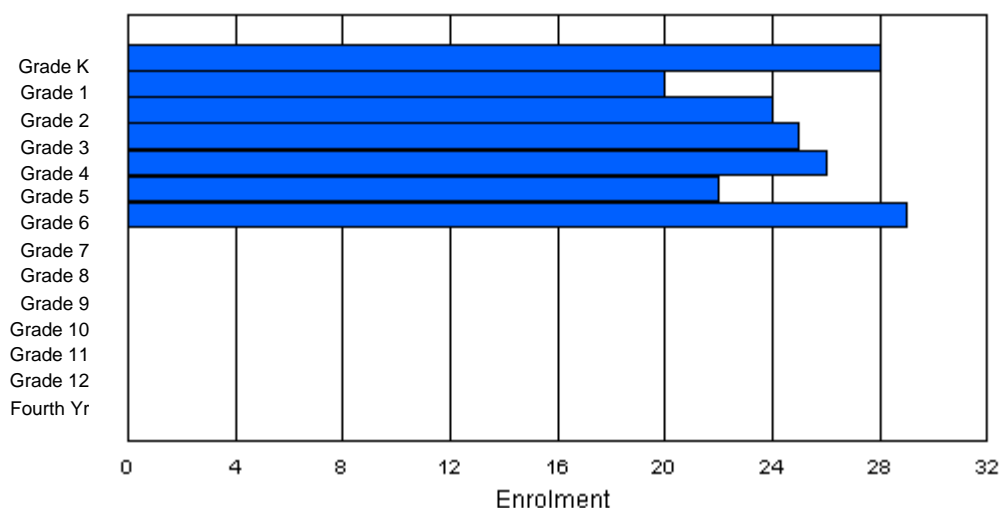
Gender	Age																	Total
	5	6	7	8	9	10	11	12	13	14	15	16	17	18	19	20>		
Male	14	14	12	10	16	8	20	0	0	0	0	0	0	0	0	0	94	
Female	14	6	11	14	11	11	13	0	0	0	0	0	0	0	0	0	80	
Total	28	20	23	24	27	19	33	0	0	0	0	0	0	0	0	0	174	

Enrolment By Grade and Gender

	<u>Grade</u>														
Gender	K	1	2	3	4	5	6	7	8	9	10	11	12	4th	Total
Male	14	14	13	9	17	10	17	0	0	0	0	0	0	0	94
Female	14	6	11	16	9	12	12	0	0	0	0	0	0	0	80
Total	28	20	24	25	26	22	29	0	0	0	0	0	0	0	174

Enrolment By Grade

For 355



* Data from the 2008-2009 AGR(Enrolment/Age as of the last day in Sept./Dec.)

** Newfoundland Statistics Classification System

*** May include itinerant teachers

District 4 - Eastern

#356 - St. Matthews Elementary, St. John's

Grades: K-6

Number of Grades: 7

[FTE Teachers](#) *** : 31.5

Classification: Urban

Offers Distance Education: No

[School FTE PTR : 12.6](#)

[District FTE PTR : 13.0](#)

[Provincial FTE PTR : 12.3](#)

Enrolment By Age and Gender

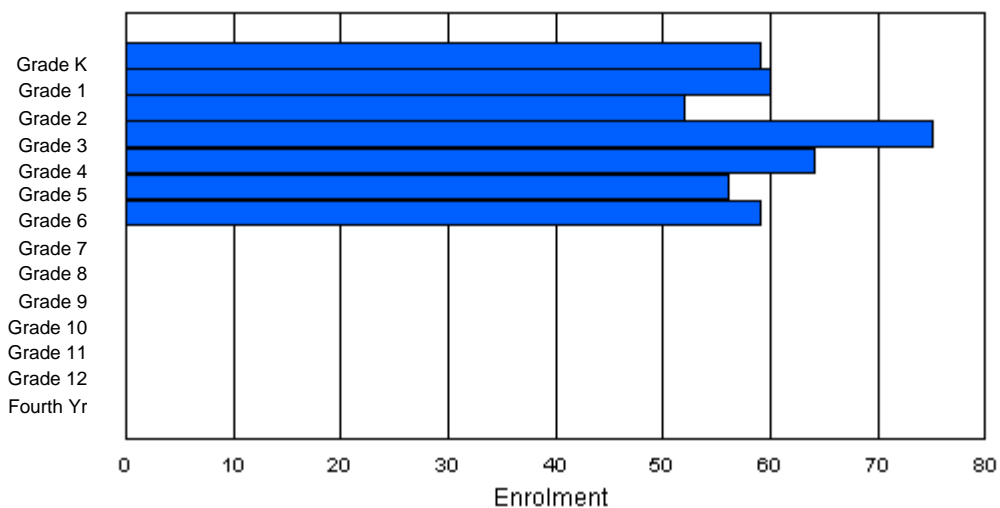
Gender	Age																	Total
	5	6	7	8	9	10	11	12	13	14	15	16	17	18	19	20>		
Male	24	26	18	45	26	29	35	0	0	1	0	0	0	0	0	0	204	
Female	33	32	33	33	36	29	22	2	0	0	0	0	0	0	0	1	221	
Total	57	58	51	78	62	58	57	2	0	1	0	0	0	0	0	1	425	

Enrolment By Grade and Gender

	<u>Grade</u>														
Gender	K	1	2	3	4	5	6	7	8	9	10	11	12	4th	Total
Male	25	28	20	42	26	29	34	0	0	0	0	0	0	0	204
Female	34	32	32	33	38	27	25	0	0	0	0	0	0	0	221
Total	59	60	52	75	64	56	59	0	0	0	0	0	0	0	425

Enrolment By Grade

For 356



* Data from the 2008-2009 AGR(Enrolment/Age as of the last day in Sept./Dec.)

** Newfoundland Statistics Classification System

*** May include itinerant teachers

District 4 - Eastern

#359 - St. Paul's Junior High, St. John's

Grades: 7-9

Number of Grades: 3

[FTE Teachers](#) *** : 29.5

Classification: Urban

Offers Distance Education: No

[School FTE PTR : 15.4](#)

[District FTE PTR : 13.0](#)

[Provincial FTE PTR : 12.3](#)

Enrolment By Age and Gender

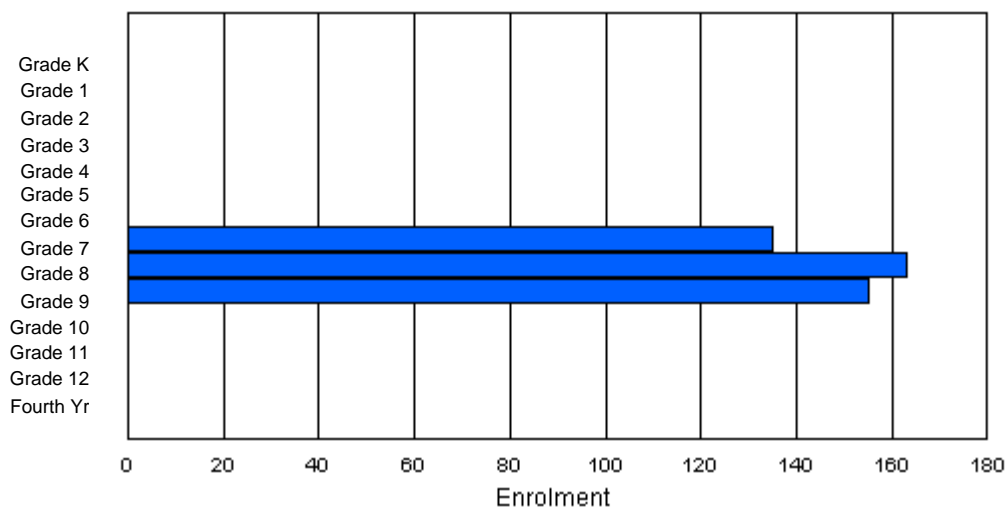
Gender	<u>Age</u>																Total
	5	6	7	8	9	10	11	12	13	14	15	16	17	18	19	20>	
Male	0	0	0	0	0	0	1	56	84	91	2	0	0	0	0	0	234
Female	0	0	0	0	1	0	2	72	70	72	1	0	0	0	0	1	219
Total	0	0	0	0	1	0	3	128	154	163	3	0	0	0	0	1	453

Enrolment By Grade and Gender

Gender	<u>Grade</u>														Total
	K	1	2	3	4	5	6	7	8	9	10	11	12	4th	
Male	0	0	0	0	0	0	0	60	87	87	0	0	0	0	234
Female	0	0	0	0	0	0	0	75	76	68	0	0	0	0	219
Total	0	0	0	0	0	0	0	135	163	155	0	0	0	0	453

Enrolment By Grade

For 359



* Data from the 2008-2009 AGR(Enrolment/Age as of the last day in Sept./Dec.)

** Newfoundland Statistics Classification System

*** May include itinerant teachers

District 4 - Eastern

#360 - Rennie's River Elementary School, St. John's

Grades: K-6

Number of Grades: 7

[FTE Teachers](#) *** : 21.2

Classification: Urban

Offers Distance Education: No

[School FTE PTR : 12.7](#)

[District FTE PTR : 13.0](#)

[Provincial FTE PTR : 12.3](#)

Enrolment By Age and Gender

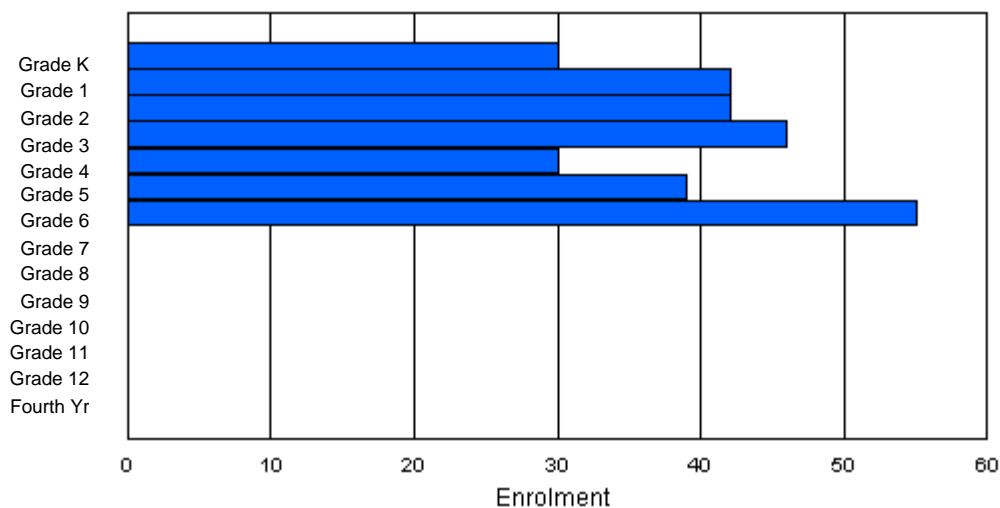
Gender	<u>Age</u>																Total
	5	6	7	8	9	10	11	12	13	14	15	16	17	18	19	20>	
Male	16	27	26	19	18	20	29	4	0	0	0	0	0	0	0	0	159
Female	12	15	19	21	13	21	24	0	0	0	0	0	0	0	0	0	125
Total	28	42	45	40	31	41	53	4	0	0	0	0	0	0	0	0	284

Enrolment By Grade and Gender

Gender	<u>Grade</u>														Total
	K	1	2	3	4	5	6	7	8	9	10	11	12	4th	
Male	17	28	24	24	15	19	32	0	0	0	0	0	0	0	159
Female	13	14	18	22	15	20	23	0	0	0	0	0	0	0	125
Total	30	42	42	46	30	39	55	0	0	0	0	0	0	0	284

Enrolment By Grade

For 360



* Data from the 2008-2009 AGR(Enrolment/Age as of the last day in Sept./Dec.)

** Newfoundland Statistics Classification System

*** May include itinerant teachers

District 4 - Eastern

#362 - St. Teresa's School/Ecole Ste-Thérèse, St. John's

Classification: Urban
Offers Distance Education: No

Grades: K-6

Number of Grades: 7

[School FTE PTR : 13.5](#)

[District FTE PTR : 13.0](#)

[Provincial FTE PTR : 12.3](#)

[FTE Teachers](#) *** : 32.0

Enrolment By Age and Gender

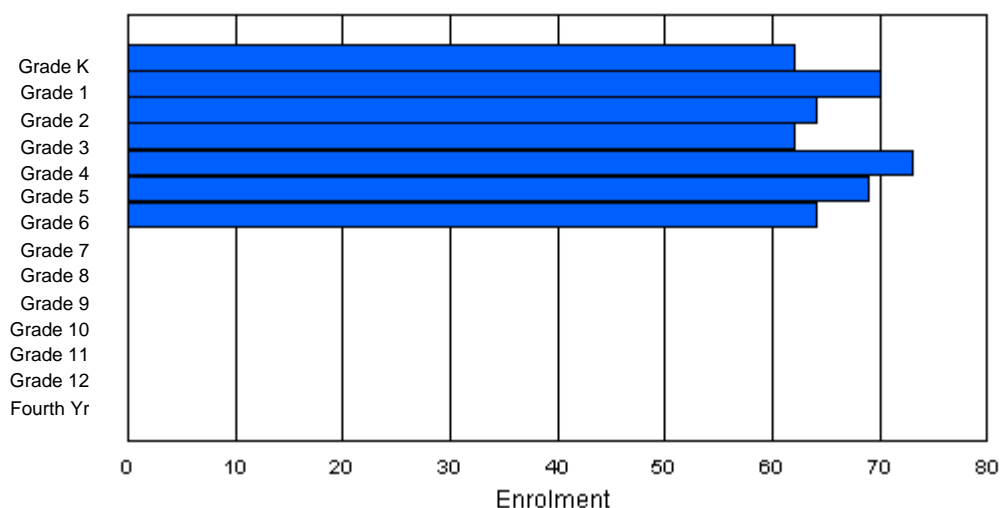
Gender	Age																Total
	5	6	7	8	9	10	11	12	13	14	15	16	17	18	19	20>	
Male	25	31	33	37	37	31	27	3	0	0	0	0	0	0	0	0	224
Female	35	42	28	23	39	37	36	0	0	0	0	0	0	0	0	0	240
Total	60	73	61	60	76	68	63	3	0	0	0	0	0	0	0	0	464

Enrolment By Grade and Gender

Gender	Grade														Total
	K	1	2	3	4	5	6	7	8	9	10	11	12	4th	
Male	26	30	35	37	35	33	28	0	0	0	0	0	0	0	224
Female	36	40	29	25	38	36	36	0	0	0	0	0	0	0	240
Total	62	70	64	62	73	69	64	0	0	0	0	0	0	0	464

Enrolment By Grade

For 362



* Data from the 2008-2009 AGR(Enrolment/Age as of the last day in Sept./Dec.)

** Newfoundland Statistics Classification System

*** May include itinerant teachers

District 4 - Eastern

#363 - Vanier Elementary, St. John's

Classification: Urban

Offers Distance Education: No

Grades: K-6

Number of Grades: 7

[School FTE PTR : 12.3](#)

[District FTE PTR : 13.0](#)

[Provincial FTE PTR : 12.3](#)

[FTE Teachers](#) *** : 25.3

Enrolment By Age and Gender

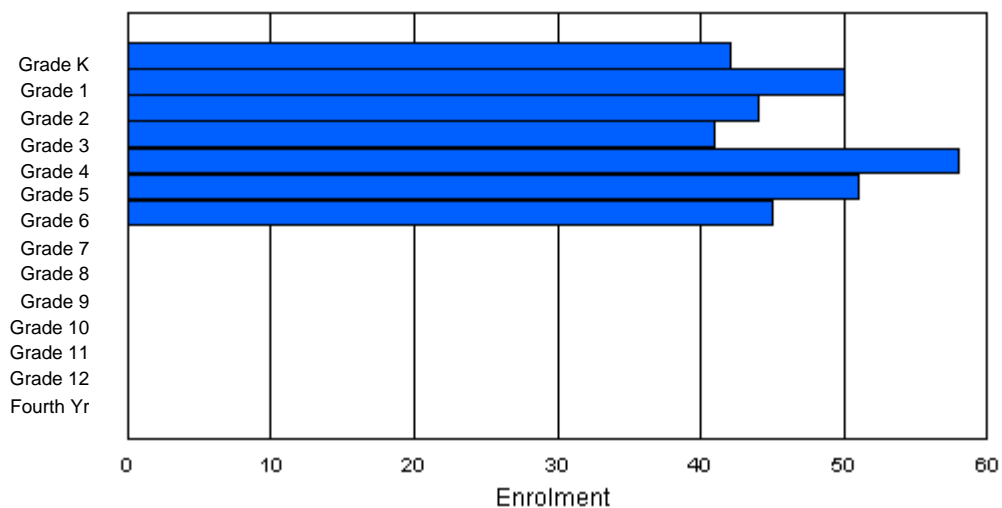
Gender	Age																Total
	5	6	7	8	9	10	11	12	13	14	15	16	17	18	19	20>	
Male	19	25	27	17	25	20	22	0	0	0	0	0	0	0	0	0	155
Female	21	26	17	23	35	28	25	1	0	0	0	0	0	0	0	0	176
Total	40	51	44	40	60	48	47	1	0	0	0	0	0	0	0	0	331

Enrolment By Grade and Gender

Gender	Grade														Total
	K	1	2	3	4	5	6	7	8	9	10	11	12	4th	
Male	20	25	27	17	24	22	20	0	0	0	0	0	0	0	155
Female	22	25	17	24	34	29	25	0	0	0	0	0	0	0	176
Total	42	50	44	41	58	51	45	0	0	0	0	0	0	0	331

Enrolment By Grade

For 363



* Data from the 2008-2009 AGR(Enrolment/Age as of the last day in Sept./Dec.)

** Newfoundland Statistics Classification System

*** May include itinerant teachers

District 4 - Eastern

#364 - Virginia Park Elementary, St. John's

Grades: K-6

Number of Grades: 7

[FTE Teachers](#) *** : 20.4

Classification: Urban

Offers Distance Education: No

[School FTE PTR : 10.3](#)

[District FTE PTR : 13.0](#)

[Provincial FTE PTR : 12.3](#)

Enrolment By Age and Gender

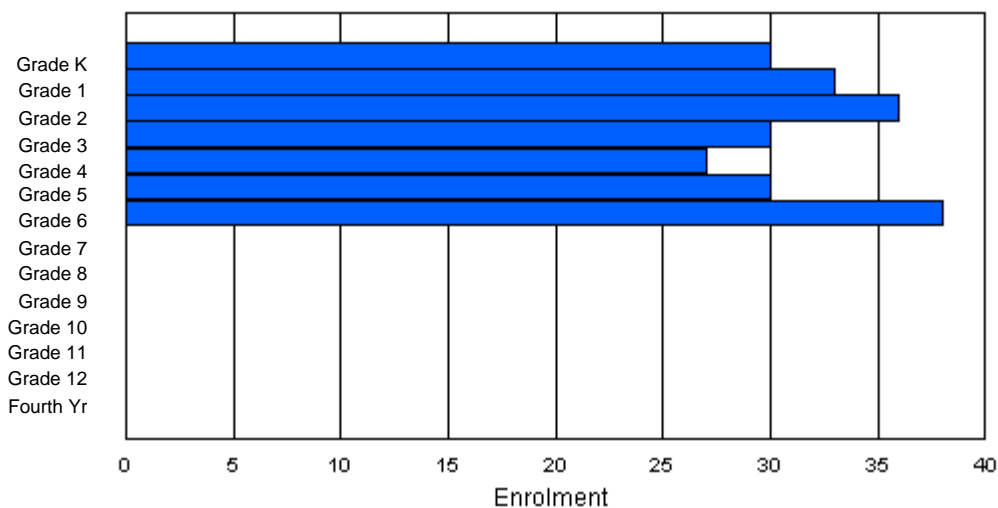
Gender	<u>Age</u>																Total
	5	6	7	8	9	10	11	12	13	14	15	16	17	18	19	20>	
Male	21	19	18	14	10	13	23	0	0	0	0	0	0	0	0	0	118
Female	9	12	20	14	16	16	18	1	0	0	0	0	0	0	0	0	106
Total	30	31	38	28	26	29	41	1	0	0	0	0	0	0	0	0	224

Enrolment By Grade and Gender

Gender	<u>Grade</u>														Total
	K	1	2	3	4	5	6	7	8	9	10	11	12	4th	
Male	21	21	16	14	12	15	19	0	0	0	0	0	0	0	118
Female	9	12	20	16	15	15	19	0	0	0	0	0	0	0	106
Total	30	33	36	30	27	30	38	0	0	0	0	0	0	0	224

Enrolment By Grade

For 364



* Data from the 2008-2009 AGR(Enrolment/Age as of the last day in Sept./Dec.)

** Newfoundland Statistics Classification System

*** May include itinerant teachers

District 4 - Eastern

#366 - Topsail Elementary, Conception Bay South (Topsail)

Grades: K-4

Number of Grades: 5

[FTE Teachers](#) *** : 32.5

Classification: Urban

Offers Distance Education: No

[School FTE PTR : 13.9](#)

[District FTE PTR : 13.0](#)

[Provincial FTE PTR : 12.3](#)

Enrolment By Age and Gender

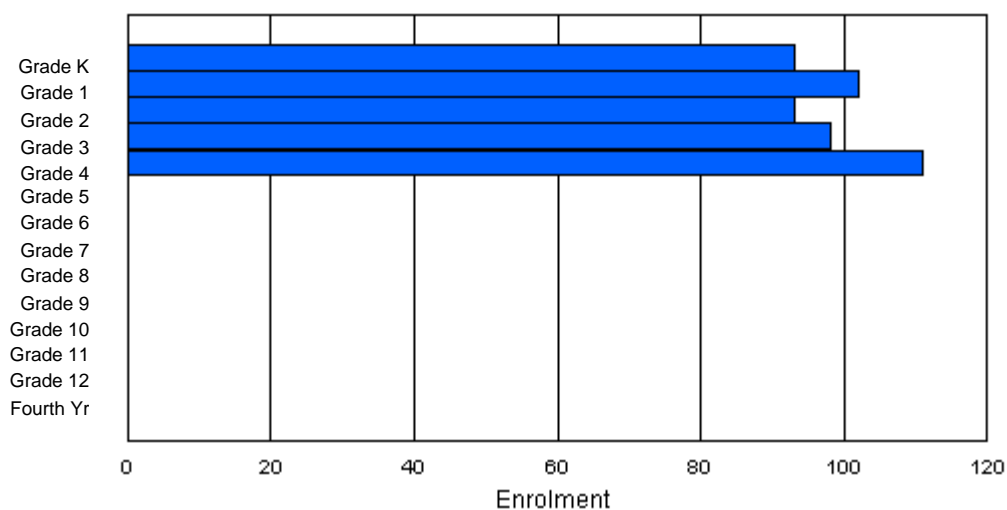
Gender	Age																Total
	5	6	7	8	9	10	11	12	13	14	15	16	17	18	19	20>	
Male	50	45	44	52	58	3	0	0	0	0	0	0	0	0	0	0	252
Female	41	56	51	44	52	1	0	0	0	0	0	0	0	0	0	0	245
Total	91	101	95	96	110	4	0	0	0	0	0	0	0	0	0	0	497

Enrolment By Grade and Gender

	<u>Grade</u>														
Gender	K	1	2	3	4	5	6	7	8	9	10	11	12	4th	Total
Male	51	45	44	54	58	0	0	0	0	0	0	0	0	0	252
Female	42	57	49	44	53	0	0	0	0	0	0	0	0	0	245
Total	93	102	93	98	111	0	0	0	0	0	0	0	0	0	497

Enrolment By Grade

For 366



* Data from the 2008-2009 AGR(Enrolment/Age as of the last day in Sept./Dec.)

** Newfoundland Statistics Classification System

*** May include itinerant teachers

District 4 - Eastern

#367 - Holy Trinity Elementary, Torbay

Classification: Urban
Offers Distance Education: No

Grades: K-6

Number of Grades: 7

[School FTE PTR : 14.1](#)

[District FTE PTR : 13.0](#)

[Provincial FTE PTR : 12.3](#)

[FTE Teachers](#) *** : 37.8

Enrolment By Age and Gender

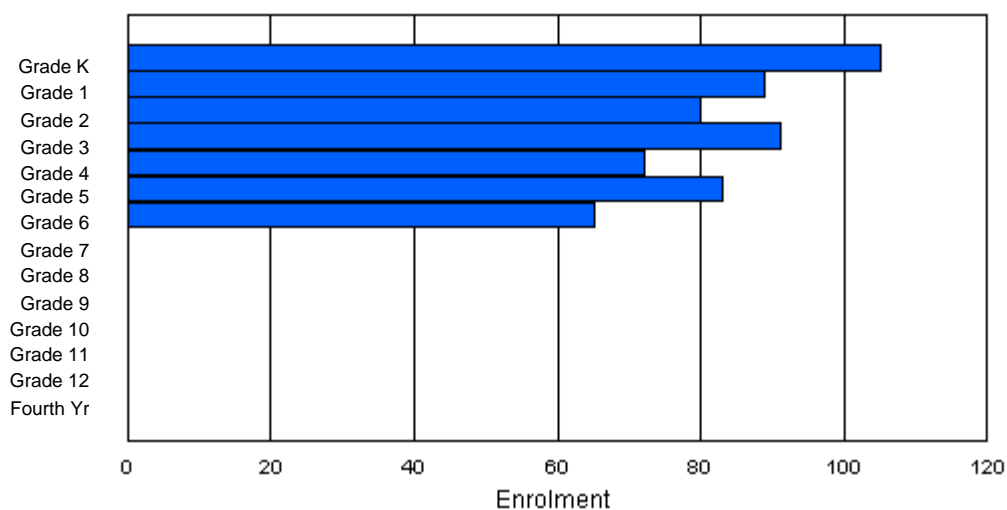
Gender	Age																	Total
	5	6	7	8	9	10	11	12	13	14	15	16	17	18	19	20>		
Male	43	42	41	48	37	44	31	5	0	0	0	0	0	0	0	0	291	
Female	58	47	41	43	37	35	31	2	0	0	0	0	0	0	0	0	294	
Total	101	89	82	91	74	79	62	7	0	0	0	0	0	0	0	0	585	

Enrolment By Grade and Gender

	<u>Grade</u>														
Gender	K	1	2	3	4	5	6	7	8	9	10	11	12	4th	Total
Male	46	41	40	49	36	45	34	0	0	0	0	0	0	0	291
Female	59	48	40	42	36	38	31	0	0	0	0	0	0	0	294
Total	105	89	80	91	72	83	65	0	0	0	0	0	0	0	585

Enrolment By Grade

For 367



* Data from the 2008-2009 AGR(Enrolment/Age as of the last day in Sept./Dec.)

** Newfoundland Statistics Classification System

*** May include itinerant teachers

District 4 - Eastern

#368 - Holy Trinity High, Torbay

Grades: 7-12

Number of Grades: 6

[FTE Teachers](#) *** : 46.1

Classification: Urban

Offers Distance Education: No

[School FTE PTR : 16.0](#)

[District FTE PTR : 13.0](#)

[Provincial FTE PTR : 12.3](#)

Enrolment By Age and Gender

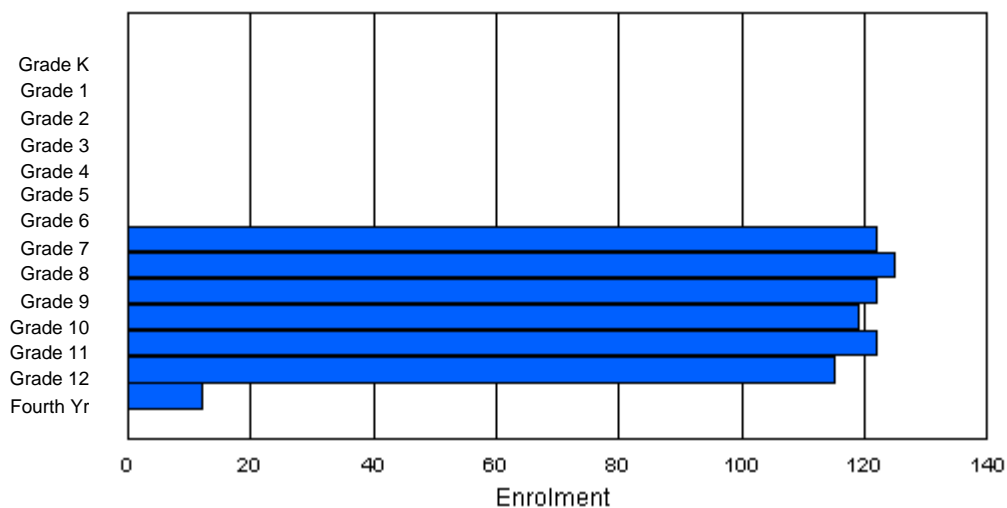
Gender	Age																	Total
	5	6	7	8	9	10	11	12	13	14	15	16	17	18	19	20>		
Male	0	0	0	0	0	0	0	59	56	64	55	61	55	12	1	1	364	
Female	0	0	0	0	0	0	0	55	66	60	59	64	57	12	0	0	373	
Total	0	0	0	0	0	0	0	114	122	124	114	125	112	24	1	1	737	

Enrolment By Grade and Gender

	<u>Grade</u>														
Gender	K	1	2	3	4	5	6	7	8	9	10	11	12	4th	Total
Male	0	0	0	0	0	0	0	63	61	61	59	60	54	6	364
Female	0	0	0	0	0	0	0	59	64	61	60	62	61	6	373
Total	0	0	0	0	0	0	0	122	125	122	119	122	115	12	737

Enrolment By Grade

For 368



* Data from the 2008-2009 AGR(Enrolment/Age as of the last day in Sept./Dec.)

** Newfoundland Statistics Classification System

*** May include itinerant teachers

District 4 - Eastern

#370 - Stella Maris Academy, Trepassey

Grades: K-12

Number of Grades: 13

[FTE Teachers](#) *** : 16.5

Classification: Rural

Offers Distance Education: Yes

[School FTE PTR : 6.7](#)

[District FTE PTR : 13.0](#)

[Provincial FTE PTR : 12.3](#)

Enrolment By Age and Gender

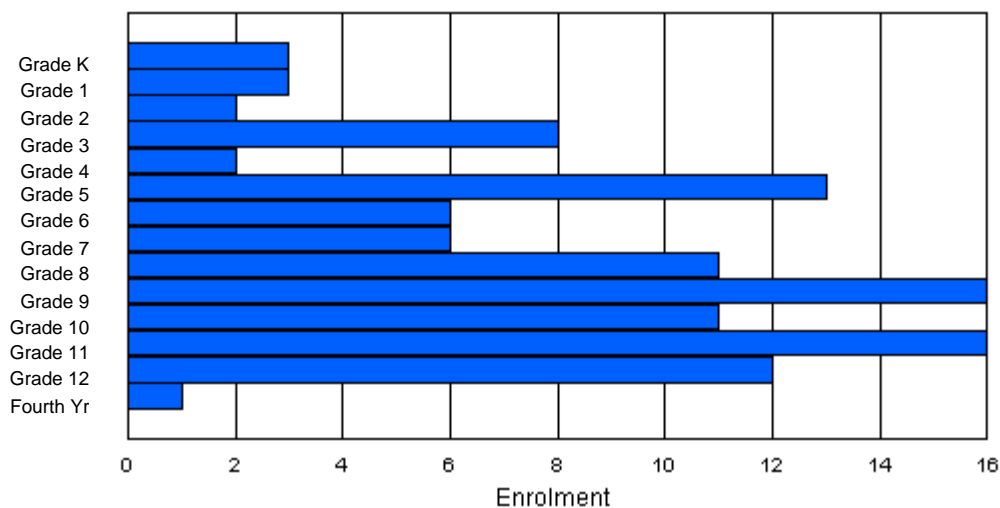
Gender	Age																	Total
	5	6	7	8	9	10	11	12	13	14	15	16	17	18	19	20>		
Male	1	1	1	7	1	4	2	3	8	8	5	7	6	0	1	0	55	
Female	2	2	1	2	1	8	4	2	3	9	6	8	5	1	1	0	55	
Total	3	3	2	9	2	12	6	5	11	17	11	15	11	1	2	0	110	

Enrolment By Grade and Gender

	<u>Grade</u>														
Gender	K	1	2	3	4	5	6	7	8	9	10	11	12	4th	Total
Male	1	1	1	6	1	5	2	4	8	7	5	8	6	0	55
Female	2	2	1	2	1	8	4	2	3	9	6	8	6	1	55
Total	3	3	2	8	2	13	6	6	11	16	11	16	12	1	110

Enrolment By Grade

For 370



* Data from the 2008-2009 AGR(Enrolment/Age as of the last day in Sept./Dec.)

** Newfoundland Statistics Classification System

*** May include itinerant teachers

District 4 - Eastern

#371 - Upper Gullies Elementary, Conception Bay South (Upper Gull)

Grades: K-6

Number of Grades: 7

[FTE Teachers](#) *** : 25.4

Classification: Urban

Offers Distance Education: No

[School FTE PTR : 15.3](#)

[District FTE PTR : 13.0](#)

[Provincial FTE PTR : 12.3](#)

Enrolment By Age and Gender

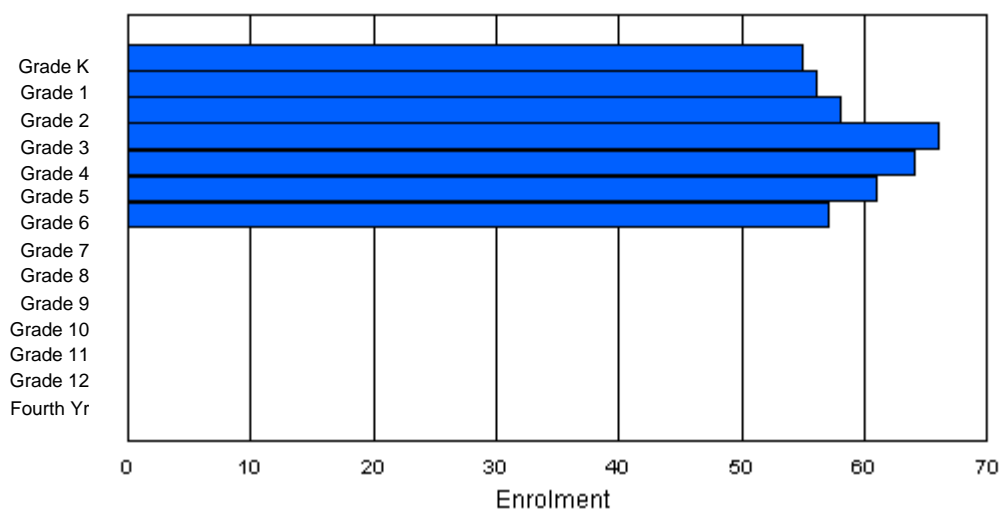
Gender	<u>Age</u>																Total
	5	6	7	8	9	10	11	12	13	14	15	16	17	18	19	20>	
Male	30	28	33	35	38	36	24	5	0	0	0	0	0	0	0	0	229
Female	20	32	26	30	26	24	29	1	0	0	0	0	0	0	0	0	188
Total	50	60	59	65	64	60	53	6	0	0	0	0	0	0	0	0	417

Enrolment By Grade and Gender

Gender	<u>Grade</u>														Total
	K	1	2	3	4	5	6	7	8	9	10	11	12	4th	
Male	31	28	32	36	38	36	28	0	0	0	0	0	0	0	229
Female	24	28	26	30	26	25	29	0	0	0	0	0	0	0	188
Total	55	56	58	66	64	61	57	0	0	0	0	0	0	0	417

Enrolment By Grade

For 371



* Data from the 2008-2009 AGR(Enrolment/Age as of the last day in Sept./Dec.)

** Newfoundland Statistics Classification System

*** May include itinerant teachers

District 4 - Eastern

#372 - St. Bernard's Elementary, Witless Bay

Grades: K-6

Number of Grades: 7

[FTE Teachers](#) *** : 18.9

Classification: Urban

Offers Distance Education: No

[School FTE PTR : 11.7](#)

[District FTE PTR : 13.0](#)

[Provincial FTE PTR : 12.3](#)

Enrolment By Age and Gender

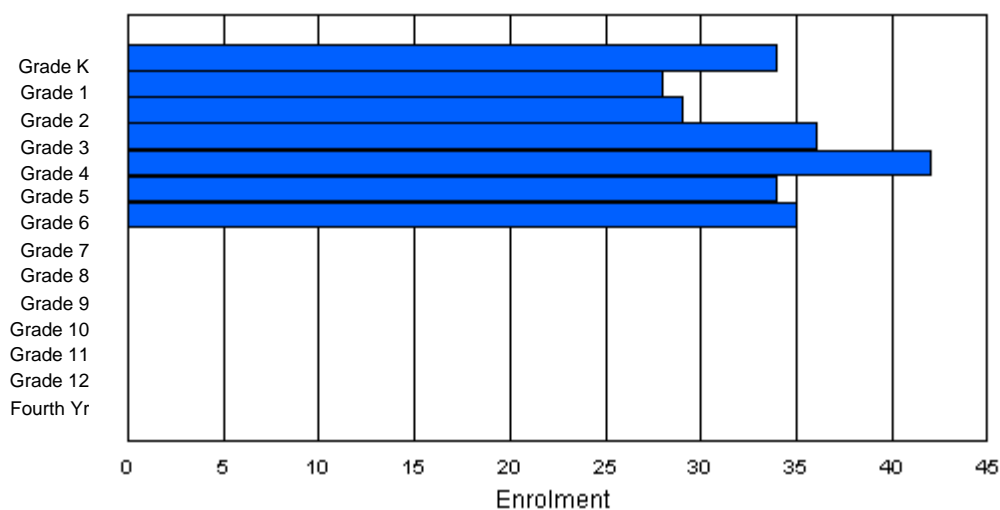
Gender	<u>Age</u>																Total
	5	6	7	8	9	10	11	12	13	14	15	16	17	18	19	20>	
Male	24	13	12	18	26	15	14	1	0	0	0	0	0	0	0	0	123
Female	10	15	17	17	15	21	20	0	0	0	0	0	0	0	0	0	115
Total	34	28	29	35	41	36	34	1	0	0	0	0	0	0	0	0	238

Enrolment By Grade and Gender

Gender	<u>Grade</u>														Total
	K	1	2	3	4	5	6	7	8	9	10	11	12	4th	
Male	24	13	12	19	27	13	15	0	0	0	0	0	0	0	123
Female	10	15	17	17	15	21	20	0	0	0	0	0	0	0	115
Total	34	28	29	36	42	34	35	0	0	0	0	0	0	0	238

Enrolment By Grade

For 372



* Data from the 2008-2009 AGR(Enrolment/Age as of the last day in Sept./Dec.)

** Newfoundland Statistics Classification System

*** May include itinerant teachers

District 4 - Eastern

#427 - Holy Name of Mary Academy, Lawn

Grades: K-12

Number of Grades: 13

[FTE Teachers](#) *** : 14.0

Classification: Rural

Offers Distance Education: No

[School FTE PTR : 9.1](#)

[District FTE PTR : 13.0](#)

[Provincial FTE PTR : 12.3](#)

Enrolment By Age and Gender

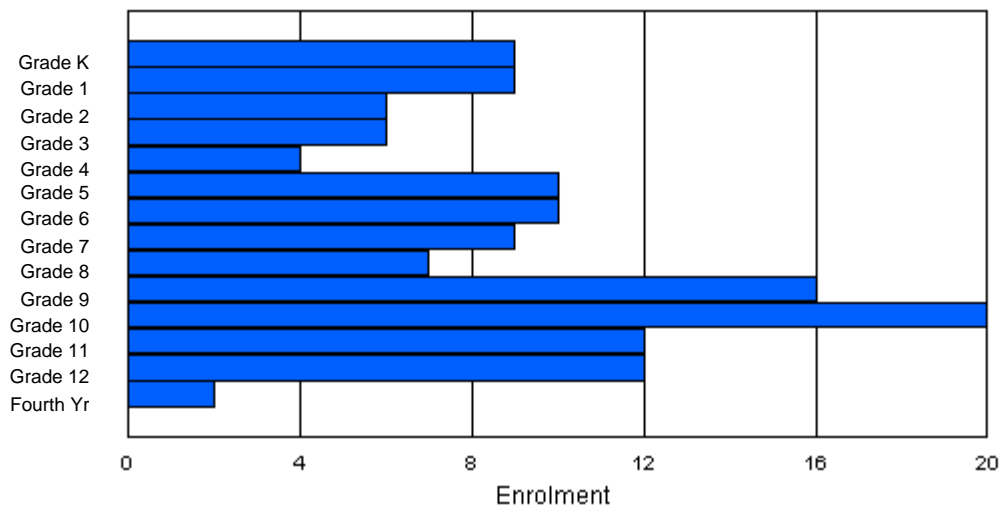
Gender	Age																	Total
	5	6	7	8	9	10	11	12	13	14	15	16	17	18	19	20>		
Male	5	5	5	4	2	9	7	4	5	7	10	8	8	1	0	0	80	
Female	4	4	1	2	2	1	3	4	3	8	11	3	4	0	2	0	52	
Total	9	9	6	6	4	10	10	8	8	15	21	11	12	1	2	0	132	

Enrolment By Grade and Gender

	<u>Grade</u>														
Gender	K	1	2	3	4	5	6	7	8	9	10	11	12	4th	Total
Male	5	5	5	4	2	9	7	5	4	7	10	9	8	0	80
Female	4	4	1	2	2	1	3	4	3	9	10	3	4	2	52
Total	9	9	6	6	4	10	10	9	7	16	20	12	12	2	132

Enrolment By Grade

For 427



* Data from the 2008-2009 AGR(Enrolment/Age as of the last day in Sept./Dec.)

** Newfoundland Statistics Classification System

*** May include itinerant teachers

District 4 - Eastern

#428 - Clarenville Middle School, Clarenville

Grades: 4-8

Number of Grades: 5

[FTE Teachers](#) *** : 22.0

Classification: Urban

Offers Distance Education: No

[School FTE PTR : 13.8](#)

[District FTE PTR : 13.0](#)

[Provincial FTE PTR : 12.3](#)

Enrolment By Age and Gender

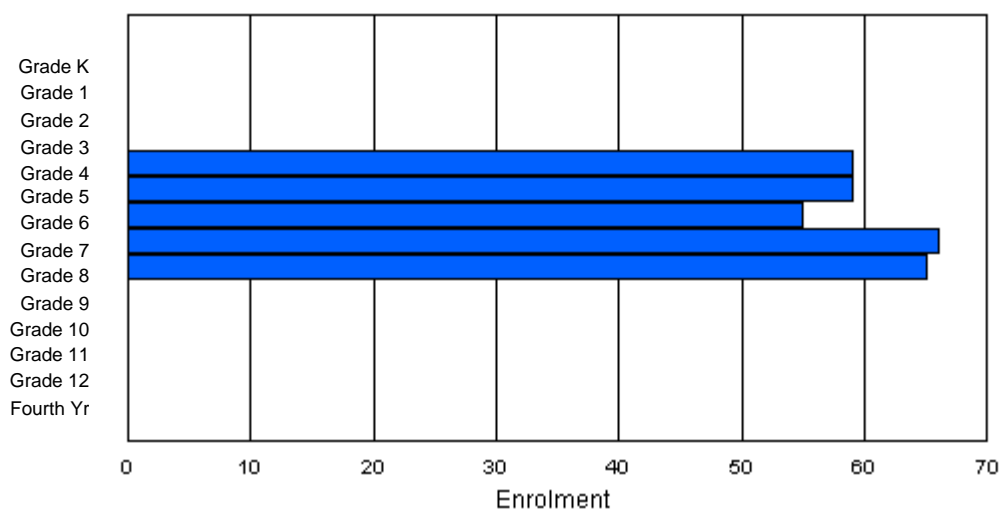
Gender	Age																Total
	5	6	7	8	9	10	11	12	13	14	15	16	17	18	19	20>	
Male	0	0	0	0	30	38	30	38	24	2	0	0	0	0	0	0	162
Female	0	0	0	0	28	22	23	29	37	3	0	0	0	0	0	0	142
Total	0	0	0	0	58	60	53	67	61	5	0	0	0	0	0	0	304

Enrolment By Grade and Gender

Gender	Grade														Total
	K	1	2	3	4	5	6	7	8	9	10	11	12	4th	
Male	0	0	0	0	31	37	31	38	25	0	0	0	0	0	162
Female	0	0	0	0	28	22	24	28	40	0	0	0	0	0	142
Total	0	0	0	0	59	59	55	66	65	0	0	0	0	0	304

Enrolment By Grade

For 428



* Data from the 2008-2009 AGR(Enrolment/Age as of the last day in Sept./Dec.)

** Newfoundland Statistics Classification System

*** May include itinerant teachers

District 4 - Eastern

#429 - Clarenville Primary School, Clarenville

Grades: K-3

Number of Grades: 4

[FTE Teachers](#) *** : 12.7

Classification: Urban

Offers Distance Education: No

[School FTE PTR : 13.4](#)

[District FTE PTR : 13.0](#)

[Provincial FTE PTR : 12.3](#)

Enrolment By Age and Gender

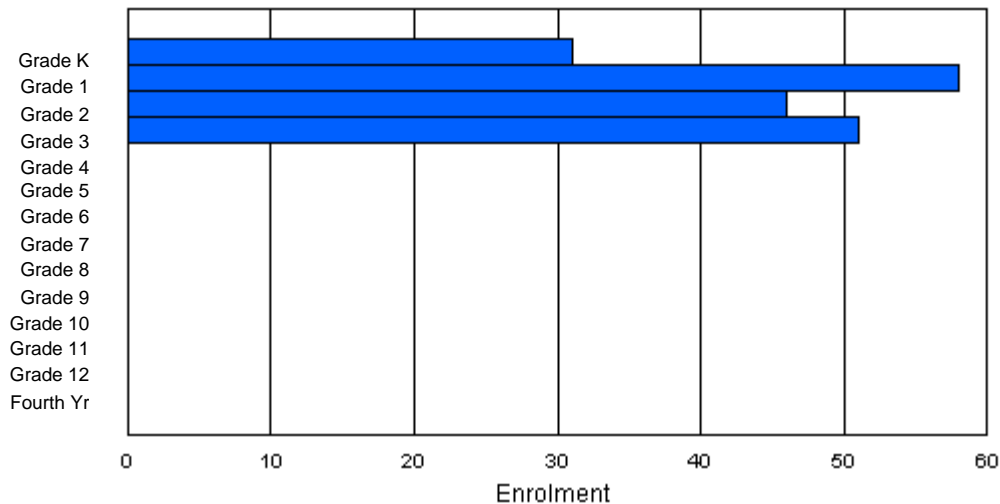
Gender	Age																	Total
	5	6	7	8	9	10	11	12	13	14	15	16	17	18	19	20>		
Male	16	31	25	19	2	0	0	0	0	0	0	0	0	0	0	0	93	
Female	15	26	23	29	0	0	0	0	0	0	0	0	0	0	0	0	93	
Total	31	57	48	48	2	0	0	0	0	0	0	0	0	0	0	0	186	

Enrolment By Grade and Gender

	<u>Grade</u>															
Gender	K	1	2	3	4	5	6	7	8	9	10	11	12	4th	Total	
Male	16	32	24	21	0	0	0	0	0	0	0	0	0	0	93	
Female	15	26	22	30	0	0	0	0	0	0	0	0	0	0	93	
Total	31	58	46	51	0	0	0	0	0	0	0	0	0	0	186	

Enrolment By Grade

For 429



* Data from the 2008-2009 AGR(Enrolment/Age as of the last day in Sept./Dec.)

** Newfoundland Statistics Classification System

*** May include itinerant teachers

District 4 - Eastern

#430 - St. Mark's School, King's Cove

Grades: K-12

Number of Grades: 13

[FTE Teachers](#) *** : 13.0

Classification: Rural

Offers Distance Education: Yes

[School FTE PTR : 8.8](#)

[District FTE PTR : 13.0](#)

[Provincial FTE PTR : 12.3](#)

Enrolment By Age and Gender

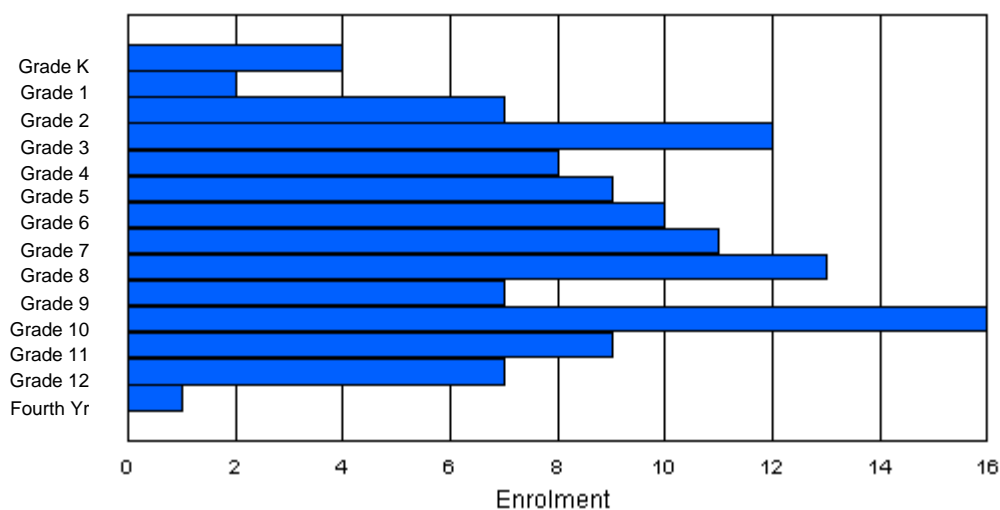
Gender	Age																Total
	5	6	7	8	9	10	11	12	13	14	15	16	17	18	19	20>	
Male	3	0	4	7	3	5	8	8	8	3	7	4	2	0	1	0	63
Female	1	2	3	5	5	4	2	3	5	3	10	4	6	0	0	0	53
Total	4	2	7	12	8	9	10	11	13	6	17	8	8	0	1	0	116

Enrolment By Grade and Gender

	<u>Grade</u>														
Gender	K	1	2	3	4	5	6	7	8	9	10	11	12	4th	Total
Male	3	0	4	7	3	5	8	8	8	4	6	5	1	1	63
Female	1	2	3	5	5	4	2	3	5	3	10	4	6	0	53
Total	4	2	7	12	8	9	10	11	13	7	16	9	7	1	116

Enrolment By Grade

For 430



* Data from the 2008-2009 AGR(Enrolment/Age as of the last day in Sept./Dec.)

** Newfoundland Statistics Classification System

*** May include itinerant teachers

District 4 - Eastern

#431 - Southwest Arm Academy, Little Heart's Ease

Grades: K-12

Number of Grades: 13

[FTE Teachers](#) *** : 12.0

Classification: Rural

Offers Distance Education: Yes

[School FTE PTR : 8.6](#)

[District FTE PTR : 13.0](#)

[Provincial FTE PTR : 12.3](#)

Enrolment By Age and Gender

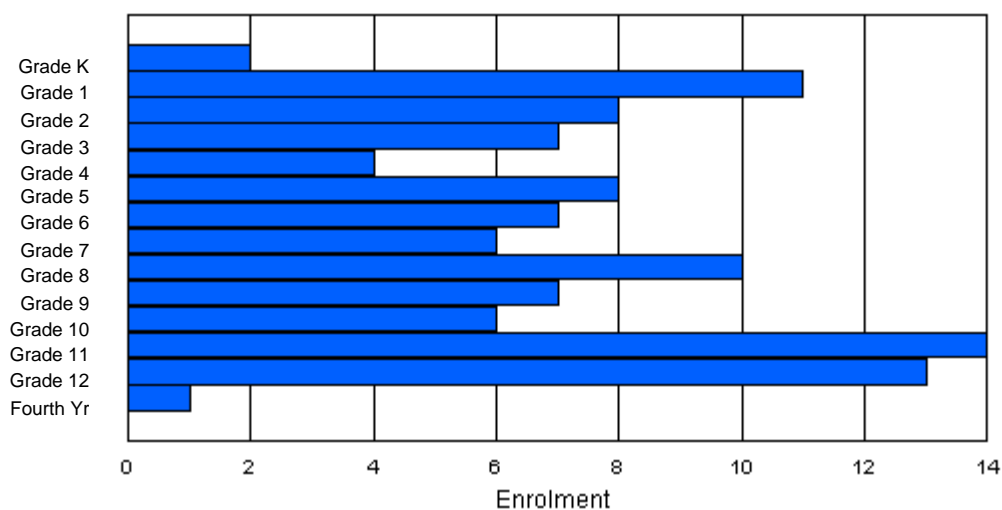
	Age																	
Gender	5	6	7	8	9	10	11	12	13	14	15	16	17	18	19	20>	Total	
Male	0	7	6	4	1	5	3	4	5	4	3	4	8	1	0	0	55	
Female	2	4	2	3	3	3	3	1	7	3	3	9	5	1	0	0	49	
Total	2	11	8	7	4	8	6	5	12	7	6	13	13	2	0	0	104	

Enrolment By Grade and Gender

	<u>Grade</u>															
Gender	K	1	2	3	4	5	6	7	8	9	10	11	12	4th	Total	
Male	0	7	6	4	1	5	4	4	4	4	3	5	8	0	55	
Female	2	4	2	3	3	3	3	2	6	3	3	9	5	1	49	
Total	2	11	8	7	4	8	7	6	10	7	6	14	13	1	104	

Enrolment By Grade

For 431



* Data from the 2008-2009 AGR(Enrolment/Age as of the last day in Sept./Dec.)

** Newfoundland Statistics Classification System

*** May include itinerant teachers

District 4 - Eastern

#433 - Tricon Elementary, Bay de Verde

Grades: K-6

Number of Grades: 7

[FTE Teachers](#) *** : 8.8

Classification: Rural

Offers Distance Education: No

[School FTE PTR : 10.7](#)

[District FTE PTR : 13.0](#)

[Provincial FTE PTR : 12.3](#)

Enrolment By Age and Gender

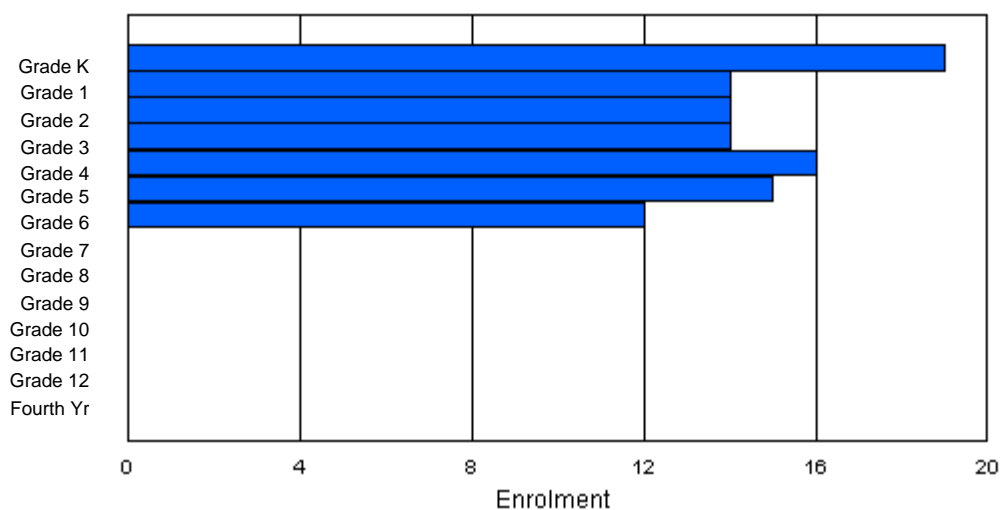
Gender	Age																	Total
	5	6	7	8	9	10	11	12	13	14	15	16	17	18	19	20>		
Male	11	7	9	7	11	3	10	0	0	0	0	0	0	0	0	0	58	
Female	8	7	5	7	5	12	2	0	0	0	0	0	0	0	0	0	46	
Total	19	14	14	14	16	15	12	0	0	0	0	0	0	0	0	0	104	

Enrolment By Grade and Gender

	<u>Grade</u>														
Gender	K	1	2	3	4	5	6	7	8	9	10	11	12	4th	Total
Male	11	7	9	7	11	3	10	0	0	0	0	0	0	0	58
Female	8	7	5	7	5	12	2	0	0	0	0	0	0	0	46
Total	19	14	14	14	16	15	12	0	0	0	0	0	0	0	104

Enrolment By Grade

For 433



* Data from the 2008-2009 AGR(Enrolment/Age as of the last day in Sept./Dec.)

** Newfoundland Statistics Classification System

*** May include itinerant teachers

District 4 - Eastern

#435 - St. Anne's Academy, Dunville

Classification: Rural
Offers Distance Education: No

Grades: K-9

Number of Grades: 10

[School FTE PTR : 11.3](#)

[District FTE PTR : 13.0](#)

[Provincial FTE PTR : 12.3](#)

[FTE Teachers](#) *** : 16.8

Enrolment By Age and Gender

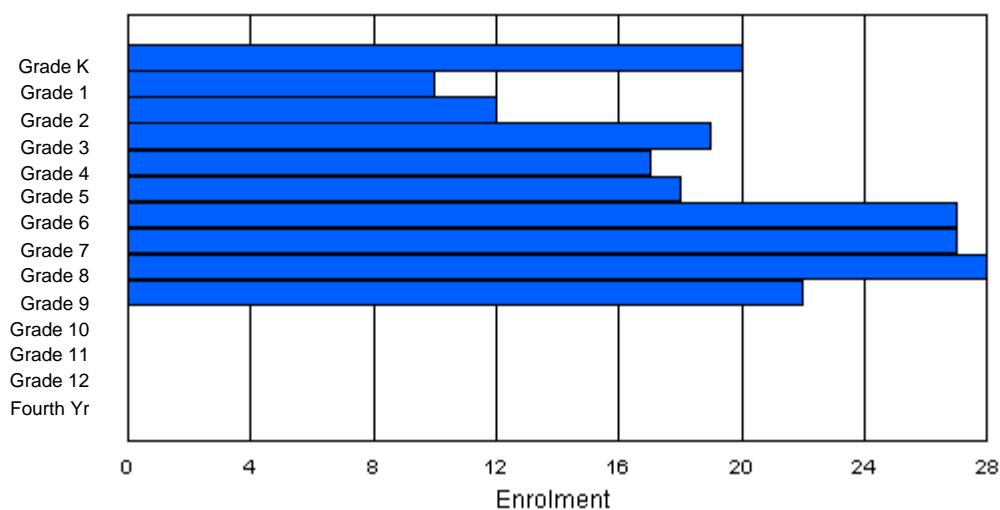
Gender	Age																Total
	5	6	7	8	9	10	11	12	13	14	15	16	17	18	19	20>	
Male	8	4	6	11	6	13	12	14	18	9	1	0	0	0	0	0	102
Female	11	6	7	8	8	9	14	12	11	12	0	0	0	0	0	0	98
Total	19	10	13	19	14	22	26	26	29	21	1	0	0	0	0	0	200

Enrolment By Grade and Gender

Gender	Grade														Total
	K	1	2	3	4	5	6	7	8	9	10	11	12	4th	
Male	8	4	6	11	9	10	12	14	18	10	0	0	0	0	102
Female	12	6	6	8	8	8	15	13	10	12	0	0	0	0	98
Total	20	10	12	19	17	18	27	27	28	22	0	0	0	0	200

Enrolment By Grade

For 435



* Data from the 2008-2009 AGR(Enrolment/Age as of the last day in Sept./Dec.)

** Newfoundland Statistics Classification System

*** May include itinerant teachers

District 4 - Eastern

#438 - Epiphany Elementary, Heart's Delight

Grades: K-6

Number of Grades: 7

[FTE Teachers](#) *** : 8.5

Classification: Rural

Offers Distance Education: No

[School FTE PTR : 6.9](#)

[District FTE PTR : 13.0](#)

[Provincial FTE PTR : 12.3](#)

Enrolment By Age and Gender

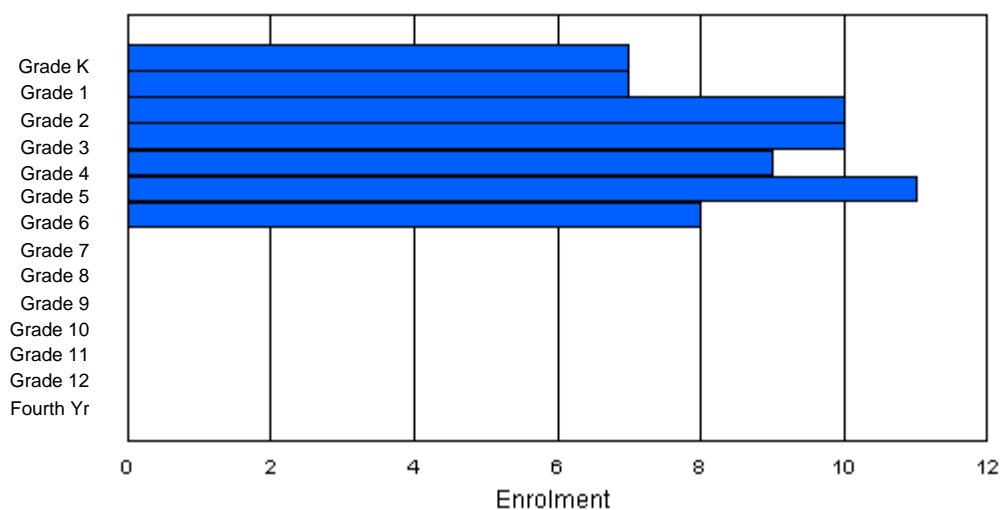
Gender	Age																	Total
	5	6	7	8	9	10	11	12	13	14	15	16	17	18	19	20>		
Male	4	5	4	5	1	4	3	0	0	0	0	0	0	0	0	0	26	
Female	3	2	6	5	8	8	4	0	0	0	0	0	0	0	0	0	36	
Total	7	7	10	10	9	12	7	0	0	0	0	0	0	0	0	0	62	

Enrolment By Grade and Gender

	<u>Grade</u>														
Gender	K	1	2	3	4	5	6	7	8	9	10	11	12	4th	Total
Male	4	5	4	5	1	3	4	0	0	0	0	0	0	0	26
Female	3	2	6	5	8	8	4	0	0	0	0	0	0	0	36
Total	7	7	10	10	9	11	8	0	0	0	0	0	0	0	62

Enrolment By Grade

For 438



* Data from the 2008-2009 AGR(Enrolment/Age as of the last day in Sept./Dec.)

** Newfoundland Statistics Classification System

*** May include itinerant teachers

District 4 - Eastern

#442 - Persalvic Elementary, Victoria

Grades: K-9

Number of Grades: 10

FTE Teachers *** : 22.5

Classification: Rural

Offers Distance Education: No

[School FTE PTR : 12.4](#)

[District FTE PTR : 13.0](#)

[Provincial FTE PTR : 12.3](#)

Enrolment By Age and Gender

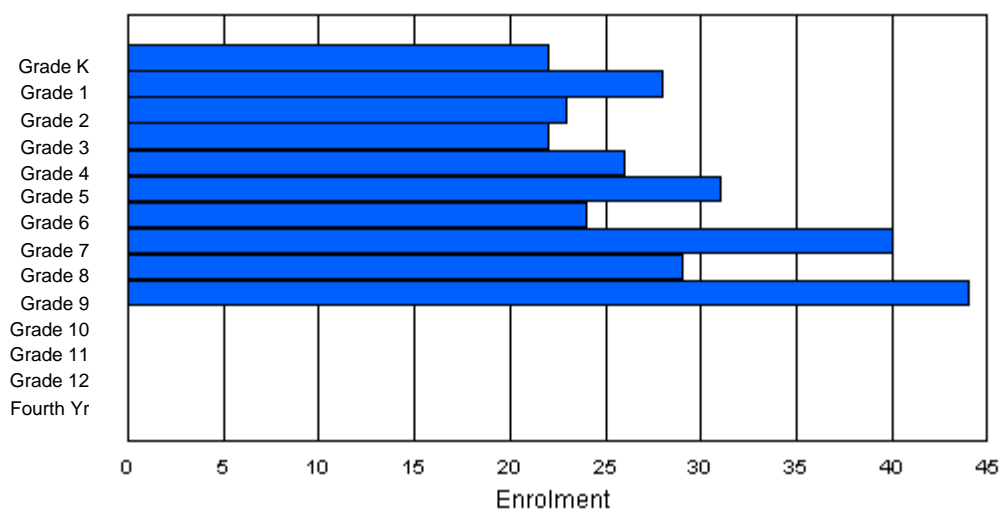
Gender	Age																Total
	5	6	7	8	9	10	11	12	13	14	15	16	17	18	19	20>	
Male	12	11	13	12	14	17	9	24	11	26	2	0	0	0	0	0	151
Female	10	17	8	12	11	14	14	17	18	17	0	0	0	0	0	0	138
Total	22	28	21	24	25	31	23	41	29	43	2	0	0	0	0	0	289

Enrolment By Grade and Gender

Gender	Grade														Total
	K	1	2	3	4	5	6	7	8	9	10	11	12	4th	
Male	12	11	13	12	15	17	10	23	10	28	0	0	0	0	151
Female	10	17	10	10	11	14	14	17	19	16	0	0	0	0	138
Total	22	28	23	22	26	31	24	40	29	44	0	0	0	0	289

Enrolment By Grade

For 442



* Data from the 2008-2009 AGR(Enrolment/Age as of the last day in Sept./Dec.)

** Newfoundland Statistics Classification System

*** May include itinerant teachers

District 4 - Eastern

#444 - Cabot Academy, Western Bay

Grades: K-9

Number of Grades: 10

[FTE Teachers](#) *** : 13.0

Classification: Rural

Offers Distance Education: No

[School FTE PTR : 10.0](#)

[District FTE PTR : 13.0](#)

[Provincial FTE PTR : 12.3](#)

Enrolment By Age and Gender

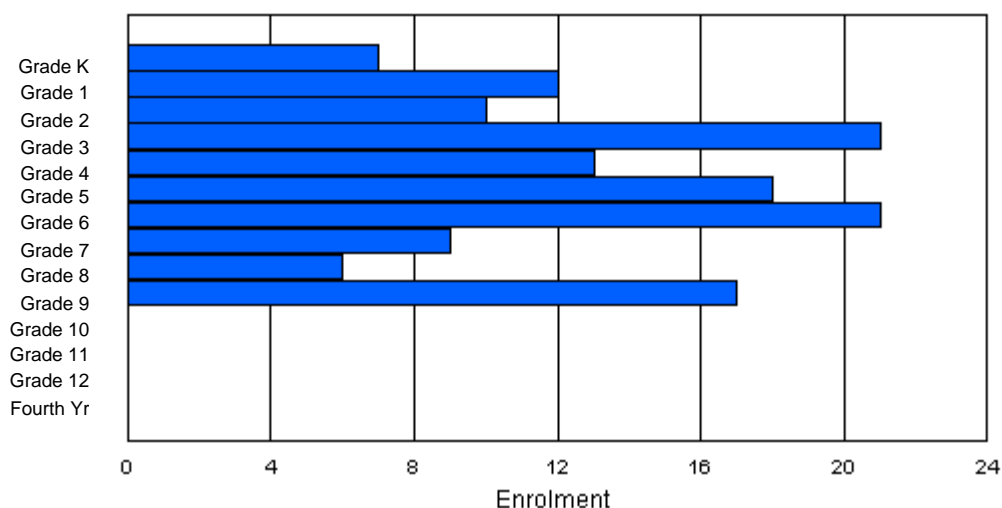
Gender	Age																	Total
	5	6	7	8	9	10	11	12	13	14	15	16	17	18	19	20>		
Male	4	7	5	7	7	12	9	3	2	9	1	0	0	0	0	0	66	
Female	3	5	6	11	8	6	12	6	4	7	0	0	0	0	0	0	68	
Total	7	12	11	18	15	18	21	9	6	16	1	0	0	0	0	0	134	

Enrolment By Grade and Gender

	<u>Grade</u>														
Gender	K	1	2	3	4	5	6	7	8	9	10	11	12	4th	Total
Male	4	7	5	9	5	12	9	3	2	10	0	0	0	0	66
Female	3	5	5	12	8	6	12	6	4	7	0	0	0	0	68
Total	7	12	10	21	13	18	21	9	6	17	0	0	0	0	134

Enrolment By Grade

For 444



* Data from the 2008-2009 AGR(Enrolment/Age as of the last day in Sept./Dec.)

** Newfoundland Statistics Classification System

*** May include itinerant teachers

District 4 - Eastern

#446 - Whitbourne Elementary, Whitbourne

Grades: K-6

Number of Grades: 7

[FTE Teachers](#) *** : 8.8

Classification: Rural

Offers Distance Education: No

[School FTE PTR : 10.7](#)

[District FTE PTR : 13.0](#)

[Provincial FTE PTR : 12.3](#)

Enrolment By Age and Gender

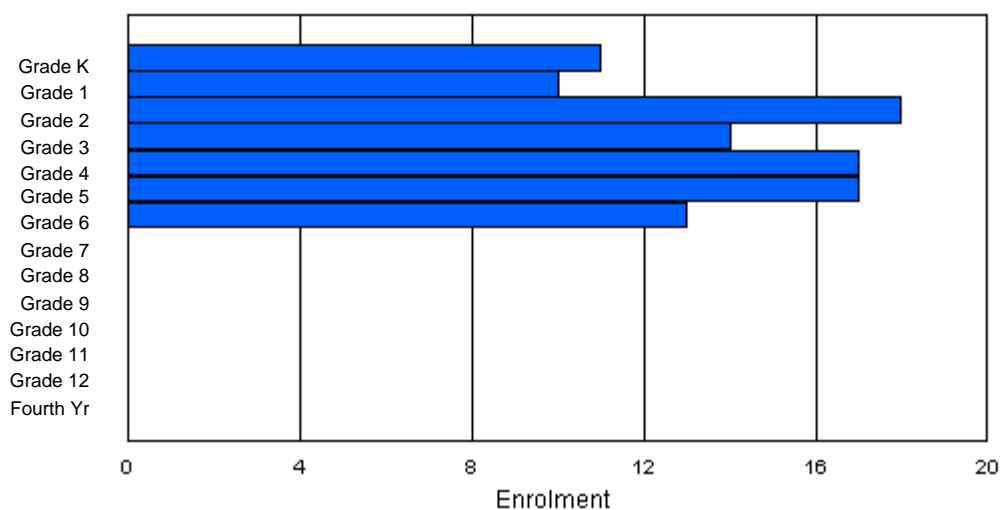
Gender	Age																	Total
	5	6	7	8	9	10	11	12	13	14	15	16	17	18	19	20>		
Male	9	7	7	9	8	7	6	0	0	0	0	0	0	0	0	0	53	
Female	2	3	11	6	9	10	6	0	0	0	0	0	0	0	0	0	47	
Total	11	10	18	15	17	17	12	0	0	0	0	0	0	0	0	0	100	

Enrolment By Grade and Gender

	<u>Grade</u>														
Gender	K	1	2	3	4	5	6	7	8	9	10	11	12	4th	Total
Male	9	7	7	8	8	7	7	0	0	0	0	0	0	0	53
Female	2	3	11	6	9	10	6	0	0	0	0	0	0	0	47
Total	11	10	18	14	17	17	13	0	0	0	0	0	0	0	100

Enrolment By Grade

For 446



* Data from the 2008-2009 AGR(Enrolment/Age as of the last day in Sept./Dec.)

** Newfoundland Statistics Classification System

*** May include itinerant teachers

District 4 - Eastern

#447 - Baltimore School Complex, Ferryland

Grades: K-12

Number of Grades: 13

FTE Teachers *** : 23.8

Classification: Rural

Offers Distance Education: Yes

[School FTE PTR : 11.8](#)

[District FTE PTR : 13.0](#)

[Provincial FTE PTR : 12.3](#)

Enrolment By Age and Gender

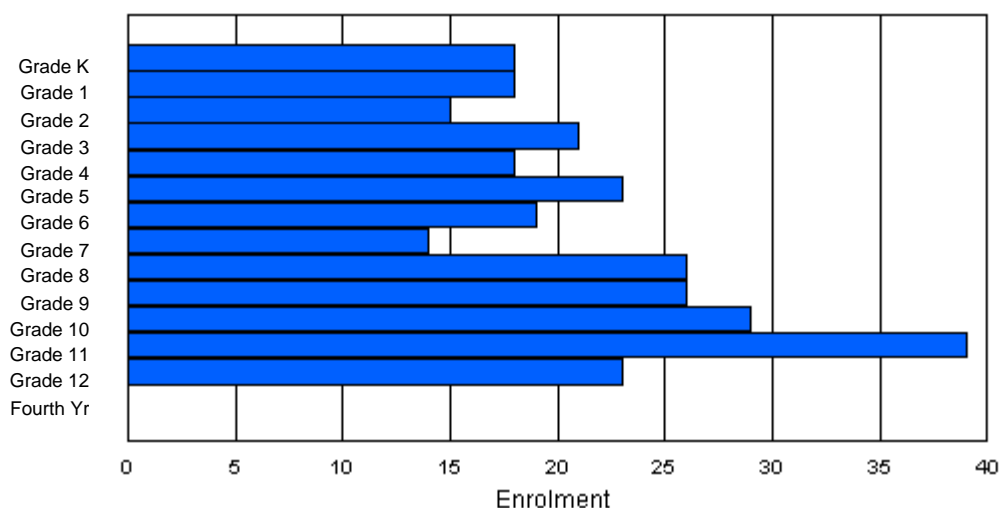
Gender	Age																	Total
	5	6	7	8	9	10	11	12	13	14	15	16	17	18	19	20>		
Male	9	7	9	11	9	12	11	7	14	13	15	16	16	1	0	0	150	
Female	9	11	6	11	8	11	8	7	12	13	13	21	8	1	0	0	139	
Total	18	18	15	22	17	23	19	14	26	26	28	37	24	2	0	0	289	

Enrolment By Grade and Gender

	<u>Grade</u>														
Gender	K	1	2	3	4	5	6	7	8	9	10	11	12	4th	Total
Male	9	7	9	11	9	12	11	7	14	13	16	17	15	0	150
Female	9	11	6	10	9	11	8	7	12	13	13	22	8	0	139
Total	18	18	15	21	18	23	19	14	26	26	29	39	23	0	289

Enrolment By Grade

For 447



* Data from the 2008-2009 AGR(Enrolment/Age as of the last day in Sept./Dec.)

** Newfoundland Statistics Classification System

*** May include itinerant teachers

District 4 - Eastern

#452 - District School, St. John's

Grades: 7,9-12

Number of Grades: 5

[FTE Teachers](#) *** : 30.0

Classification: Urban

Offers Distance Education: No

[School FTE PTR : 0.7](#)

[District FTE PTR : 13.0](#)

[Provincial FTE PTR : 12.3](#)

Enrolment By Age and Gender

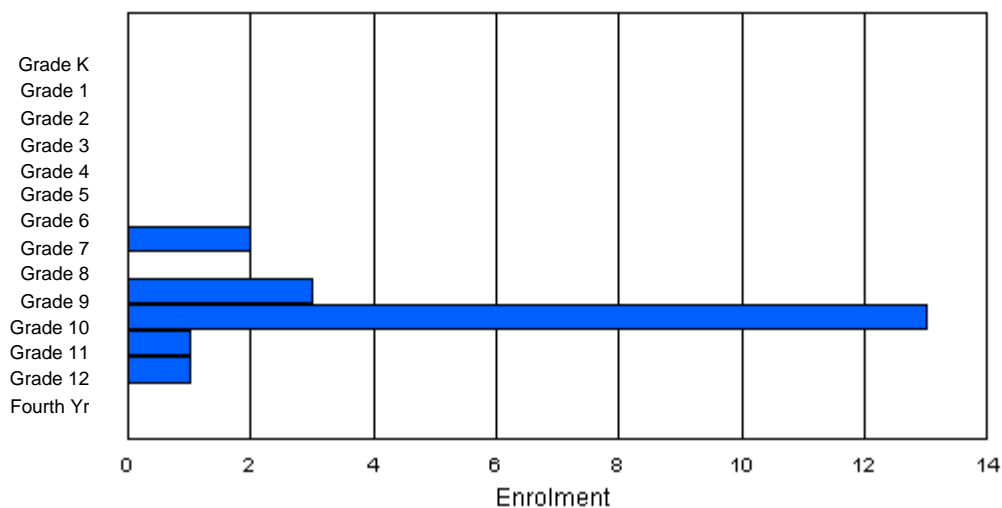
Gender	Age																	Total
	5	6	7	8	9	10	11	12	13	14	15	16	17	18	19	20>		
Male	0	0	0	0	0	0	1	1	0	0	5	3	0	2	1	0	13	
Female	0	0	0	0	0	0	0	0	0	1	1	3	2	0	0	0	7	
Total	0	0	0	0	0	0	1	1	0	1	6	6	2	2	1	0	20	

Enrolment By Grade and Gender

	<u>Grade</u>														
Gender	K	1	2	3	4	5	6	7	8	9	10	11	12	4th	Total
Male	0	0	0	0	0	0	0	2	0	3	6	1	1	0	13
Female	0	0	0	0	0	0	0	0	0	0	7	0	0	0	7
Total	0	0	0	0	0	0	0	2	0	3	13	1	1	0	20

Enrolment By Grade

For 452



* Data from the 2008-2009 AGR(Enrolment/Age as of the last day in Sept./Dec.)

** Newfoundland Statistics Classification System

*** May include itinerant teachers

District 4 - Eastern

#464 - Crescent Collegiate, Blaketown

Grades: 7-12

Number of Grades: 6

[FTE Teachers](#) *** : 40.0

Classification: Rural

Offers Distance Education: Yes

[School FTE PTR : 15.4](#)

[District FTE PTR : 13.0](#)

[Provincial FTE PTR : 12.3](#)

Enrolment By Age and Gender

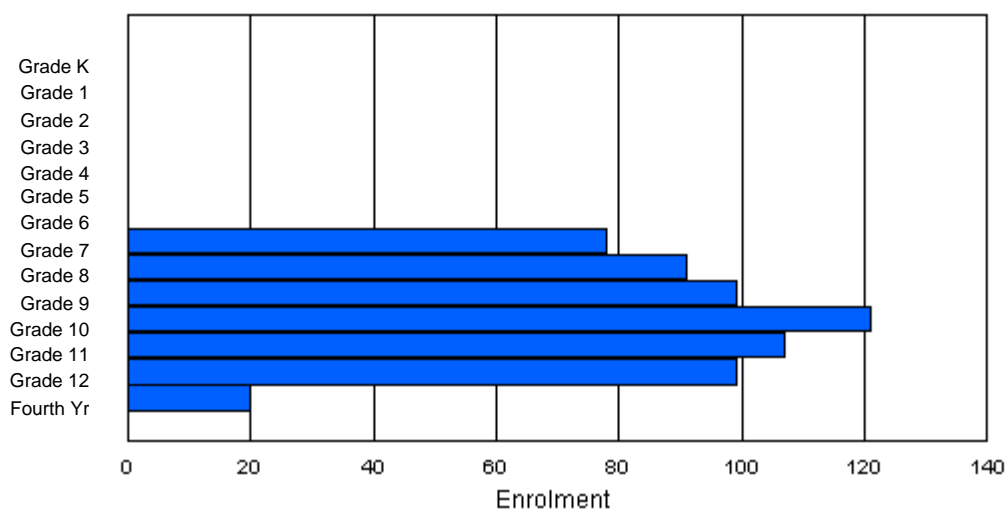
Gender	Age																Total
	5	6	7	8	9	10	11	12	13	14	15	16	17	18	19	20>	
Male	0	0	0	0	0	0	0	40	47	43	54	50	59	14	3	0	310
Female	0	0	0	0	0	0	0	33	42	52	47	59	56	13	1	2	305
Total	0	0	0	0	0	0	0	73	89	95	101	109	115	27	4	2	615

Enrolment By Grade and Gender

	<u>Grade</u>														
Gender	K	1	2	3	4	5	6	7	8	9	10	11	12	4th	Total
Male	0	0	0	0	0	0	0	43	48	47	64	49	48	11	310
Female	0	0	0	0	0	0	0	35	43	52	57	58	51	9	305
Total	0	0	0	0	0	0	0	78	91	99	121	107	99	20	615

Enrolment By Grade

For 464



* Data from the 2008-2009 AGR(Enrolment/Age as of the last day in Sept./Dec.)

** Newfoundland Statistics Classification System

*** May include itinerant teachers

District 4 - Eastern

#465 - Holy Cross Junior High, St. John's

Grades: 7-9

Number of Grades: 3

[FTE Teachers](#) *** : 17.4

Classification: Urban

Offers Distance Education: No

[School FTE PTR : 9.7](#)

[District FTE PTR : 13.0](#)

[Provincial FTE PTR : 12.3](#)

Enrolment By Age and Gender

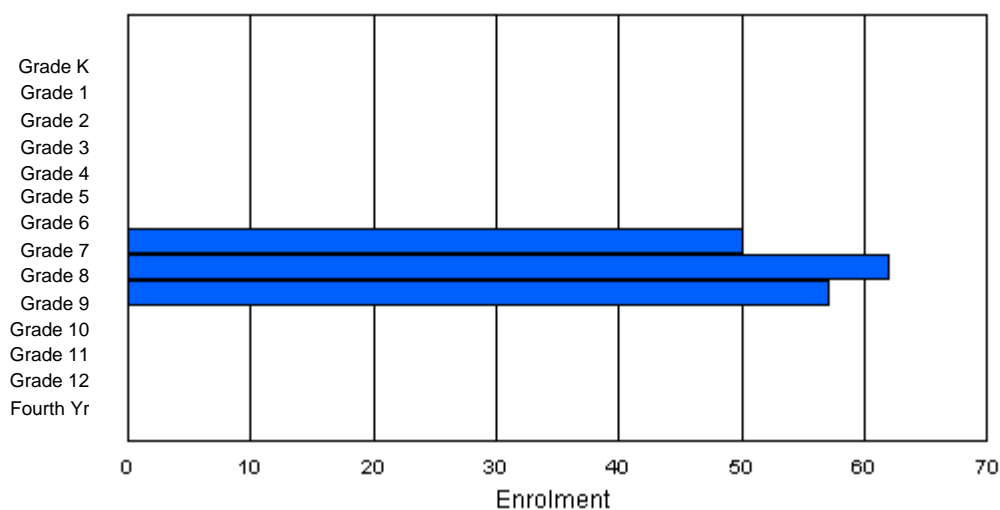
Gender	<u>Age</u>																Total
	5	6	7	8	9	10	11	12	13	14	15	16	17	18	19	20>	
Male	0	0	0	0	0	0	0	23	33	27	4	0	0	0	0	0	87
Female	0	0	0	0	0	0	0	19	24	32	7	0	0	0	0	0	82
Total	0	0	0	0	0	0	0	42	57	59	11	0	0	0	0	0	169

Enrolment By Grade and Gender

	<u>Grade</u>														
Gender	K	1	2	3	4	5	6	7	8	9	10	11	12	4th	Total
Male	0	0	0	0	0	0	0	28	35	24	0	0	0	0	87
Female	0	0	0	0	0	0	0	22	27	33	0	0	0	0	82
Total	0	0	0	0	0	0	0	50	62	57	0	0	0	0	169

Enrolment By Grade

For 465



* Data from the 2008-2009 AGR(Enrolment/Age as of the last day in Sept./Dec.)

** Newfoundland Statistics Classification System

*** May include itinerant teachers

District 4 - Eastern

#466 - Macpherson Elementary, St. John's

Grades: K-6

Number of Grades: 7

[FTE Teachers](#) *** : 14.8

Classification: Urban

Offers Distance Education: No

[School FTE PTR : 7.6](#)

[District FTE PTR : 13.0](#)

[Provincial FTE PTR : 12.3](#)

Enrolment By Age and Gender

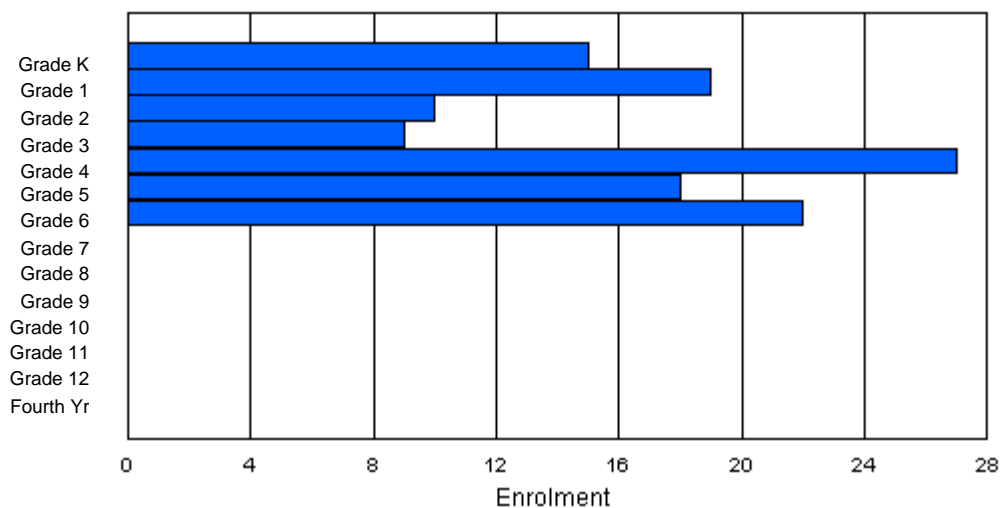
Gender	Age																	Total
	5	6	7	8	9	10	11	12	13	14	15	16	17	18	19	20>		
Male	6	11	5	5	14	12	13	2	0	0	0	0	0	0	0	0	68	
Female	6	10	6	4	13	5	7	1	0	0	0	0	0	0	0	0	52	
Total	12	21	11	9	27	17	20	3	0	0	0	0	0	0	0	0	120	

Enrolment By Grade and Gender

	<u>Grade</u>														
Gender	K	1	2	3	4	5	6	7	8	9	10	11	12	4th	Total
Male	7	11	4	5	14	13	14	0	0	0	0	0	0	0	68
Female	8	8	6	4	13	5	8	0	0	0	0	0	0	0	52
Total	15	19	10	9	27	18	22	0	0	0	0	0	0	0	120

Enrolment By Grade

For 466



* Data from the 2008-2009 AGR(Enrolment/Age as of the last day in Sept./Dec.)

** Newfoundland Statistics Classification System

*** May include itinerant teachers

District 4 - Eastern

#468 - Hazelwood Elementary, St. John's

Grades: K-6

Number of Grades: 7

[FTE Teachers](#) *** : 37.1

Classification: Urban

Offers Distance Education: No

[School FTE PTR : 14.3](#)

[District FTE PTR : 13.0](#)

[Provincial FTE PTR : 12.3](#)

Enrolment By Age and Gender

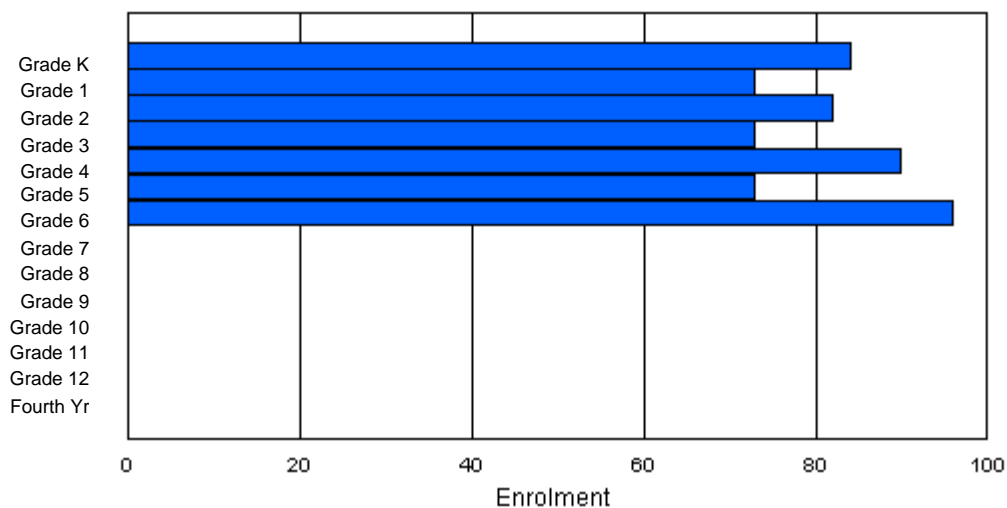
Gender	Age																Total
	5	6	7	8	9	10	11	12	13	14	15	16	17	18	19	20>	
Male	42	38	43	35	41	45	46	10	0	1	0	0	0	0	0	0	301
Female	41	30	37	38	44	32	44	2	2	0	0	0	0	0	0	0	270
Total	83	68	80	73	85	77	90	12	2	1	0	0	0	0	0	0	571

Enrolment By Grade and Gender

Gender	Grade														Total
	K	1	2	3	4	5	6	7	8	9	10	11	12	4th	
Male	43	42	44	37	43	42	50	0	0	0	0	0	0	0	301
Female	41	31	38	36	47	31	46	0	0	0	0	0	0	0	270
Total	84	73	82	73	90	73	96	0	0	0	0	0	0	0	571

Enrolment By Grade

For 468



* Data from the 2008-2009 AGR(Enrolment/Age as of the last day in Sept./Dec.)

** Newfoundland Statistics Classification System

*** May include itinerant teachers

District 4 - Eastern

#471 - Heritage Collegiate, Lethbridge

Grades: 7-12

Number of Grades: 6

Classification: Rural

Offers Distance Education: No

[School FTE PTR : 13.1](#)

[District FTE PTR : 13.0](#)

[Provincial FTE PTR : 12.3](#)

[FTE Teachers](#) *** : 17.0

Enrolment By Age and Gender

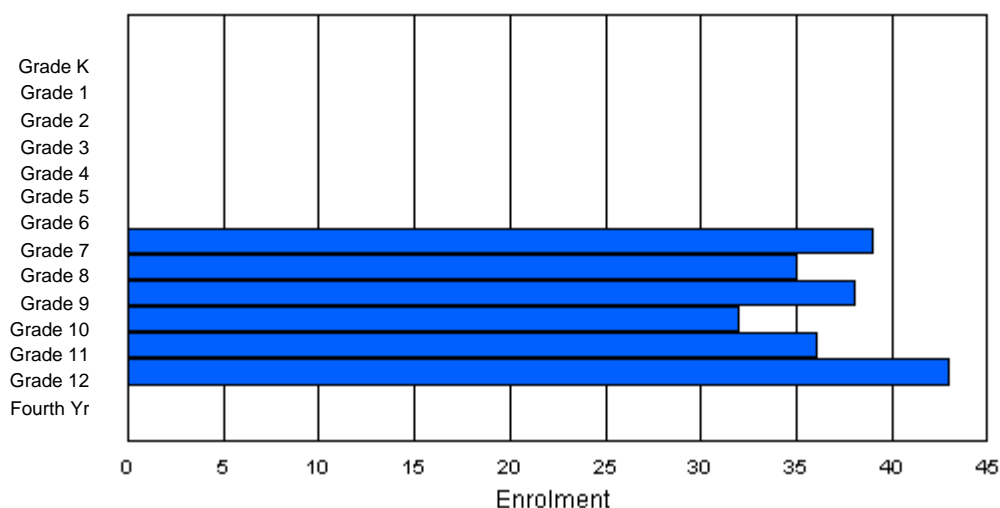
Gender	Age																Total
	5	6	7	8	9	10	11	12	13	14	15	16	17	18	19	20>	
Male	0	0	0	0	0	0	0	16	18	22	19	20	19	1	0	0	115
Female	0	0	0	0	0	0	0	23	15	15	15	15	25	0	0	0	108
Total	0	0	0	0	0	0	0	39	33	37	34	35	44	1	0	0	223

Enrolment By Grade and Gender

Gender	Grade														Total
	K	1	2	3	4	5	6	7	8	9	10	11	12	4th	
Male	0	0	0	0	0	0	0	16	20	23	17	20	19	0	115
Female	0	0	0	0	0	0	0	23	15	15	15	16	24	0	108
Total	0	0	0	0	0	0	0	39	35	38	32	36	43	0	223

Enrolment By Grade

For 471



* Data from the 2008-2009 AGR(Enrolment/Age as of the last day in Sept./Dec.)

** Newfoundland Statistics Classification System

*** May include itinerant teachers

District 4 - Eastern

#473 - Cape St. Francis Elementary, Pouch Cove

Grades: K-6

Number of Grades: 7

[FTE Teachers](#) *** : 18.5

Classification: Urban

Offers Distance Education: No

[School FTE PTR : 12.8](#)

[District FTE PTR : 13.0](#)

[Provincial FTE PTR : 12.3](#)

Enrolment By Age and Gender

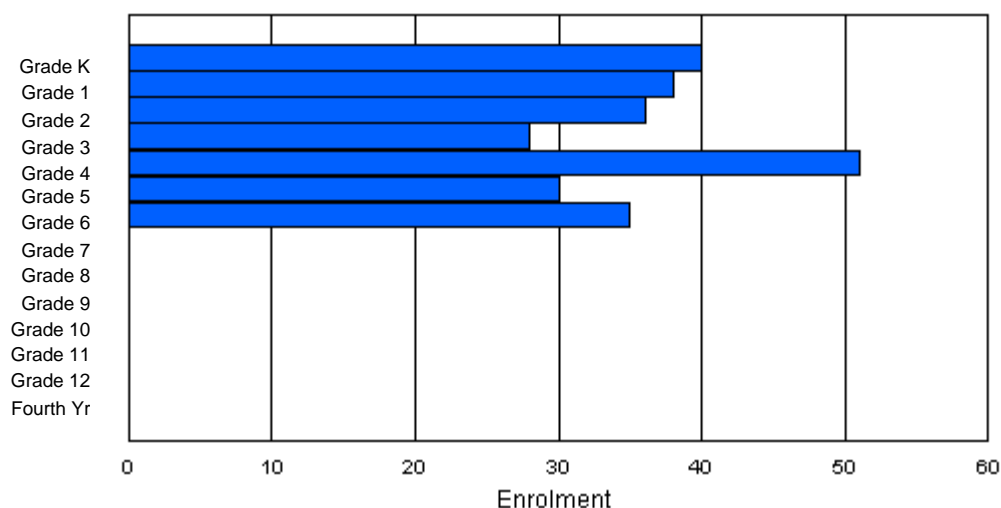
Gender	<u>Age</u>																Total
	5	6	7	8	9	10	11	12	13	14	15	16	17	18	19	20>	
Male	18	20	24	16	26	19	21	0	0	0	0	0	0	0	0	0	144
Female	21	19	12	12	25	11	14	0	0	0	0	0	0	0	0	0	114
Total	39	39	36	28	51	30	35	0	0	0	0	0	0	0	0	0	258

Enrolment By Grade and Gender

Gender	<u>Grade</u>														Total
	K	1	2	3	4	5	6	7	8	9	10	11	12	4th	
Male	18	20	24	16	26	19	21	0	0	0	0	0	0	0	144
Female	22	18	12	12	25	11	14	0	0	0	0	0	0	0	114
Total	40	38	36	28	51	30	35	0	0	0	0	0	0	0	258

Enrolment By Grade

For 473



* Data from the 2008-2009 AGR(Enrolment/Age as of the last day in Sept./Dec.)

** Newfoundland Statistics Classification System

*** May include itinerant teachers

District 4 - Eastern

#476 - Baccalieu Collegiate, Old Perlican

Grades: 7-12

Number of Grades: 6

[FTE Teachers](#) *** : 19.5

Classification: Rural

Offers Distance Education: Yes

[School FTE PTR : 11.9](#)

[District FTE PTR : 13.0](#)

[Provincial FTE PTR : 12.3](#)

Enrolment By Age and Gender

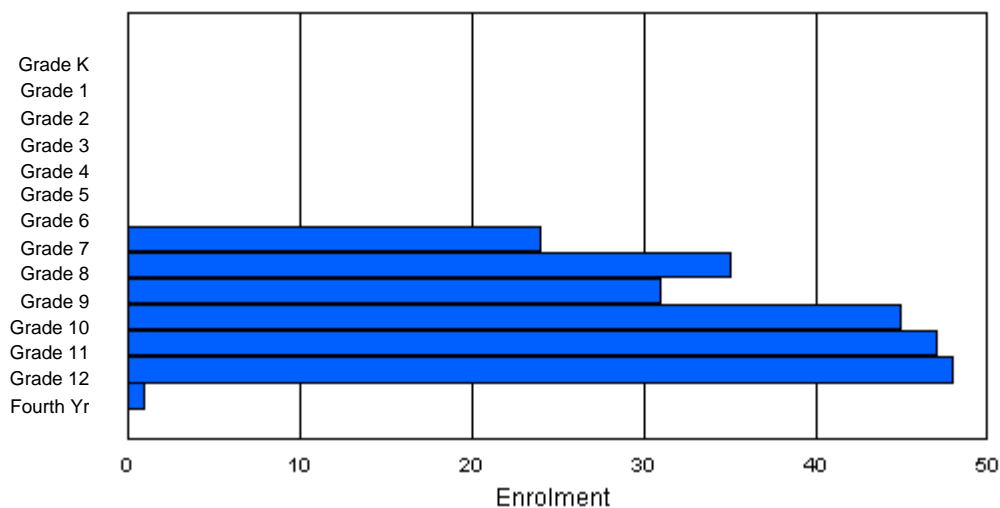
Gender	Age																	Total
	5	6	7	8	9	10	11	12	13	14	15	16	17	18	19	20>		
Male	0	0	0	0	0	0	0	13	17	17	21	26	25	5	0	0	124	
Female	0	0	0	0	0	0	0	9	19	14	20	27	17	1	0	0	107	
Total	0	0	0	0	0	0	0	22	36	31	41	53	42	6	0	0	231	

Enrolment By Grade and Gender

	<u>Grade</u>														
Gender	K	1	2	3	4	5	6	7	8	9	10	11	12	4th	Total
Male	0	0	0	0	0	0	0	15	16	16	23	24	30	0	124
Female	0	0	0	0	0	0	0	9	19	15	22	23	18	1	107
Total	0	0	0	0	0	0	0	24	35	31	45	47	48	1	231

Enrolment By Grade

For 476



* Data from the 2008-2009 AGR(Enrolment/Age as of the last day in Sept./Dec.)

** Newfoundland Statistics Classification System

*** May include itinerant teachers

District 4 - Eastern

#924 - Tricentia Academy, Arnold's Cove

Classification: Rural
Offers Distance Education: Yes

Grades: K-12

Number of Grades: 13

[School FTE PTR : 11.9](#)

[District FTE PTR : 13.0](#)

[Provincial FTE PTR : 12.3](#)

[FTE Teachers](#) *** : 25.5

Enrolment By Age and Gender

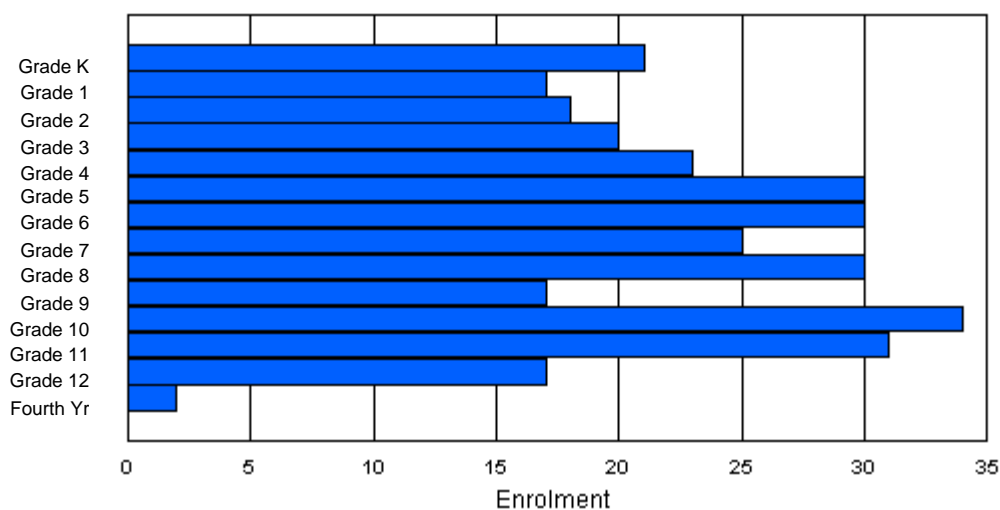
Gender	Age																Total
	5	6	7	8	9	10	11	12	13	14	15	16	17	18	19	20>	
Male	12	6	6	12	9	16	14	13	16	12	18	20	11	1	0	0	166
Female	9	11	12	8	13	15	16	12	11	8	12	13	8	1	0	0	149
Total	21	17	18	20	22	31	30	25	27	20	30	33	19	2	0	0	315

Enrolment By Grade and Gender

Gender	Grade														Total
	K	1	2	3	4	5	6	7	8	9	10	11	12	4th	
Male	12	6	6	12	9	16	14	13	18	10	22	18	9	1	166
Female	9	11	12	8	14	14	16	12	12	7	12	13	8	1	149
Total	21	17	18	20	23	30	30	25	30	17	34	31	17	2	315

Enrolment By Grade

For 924



* Data from the 2008-2009 AGR(Enrolment/Age as of the last day in Sept./Dec.)

** Newfoundland Statistics Classification System

*** May include itinerant teachers

District 5 - Conseil scolaire francophone

#095 - École Notre-Dame du Cap, De Grau

Grades: K-8

Number of Grades: 9

[FTE Teachers](#) *** : 7.0

Classification: Rural

Offers Distance Education: No

[School FTE PTR : 7.4](#)

[District FTE PTR : 6.4](#)

[Provincial FTE PTR : 12.3](#)

Enrolment By Age and Gender

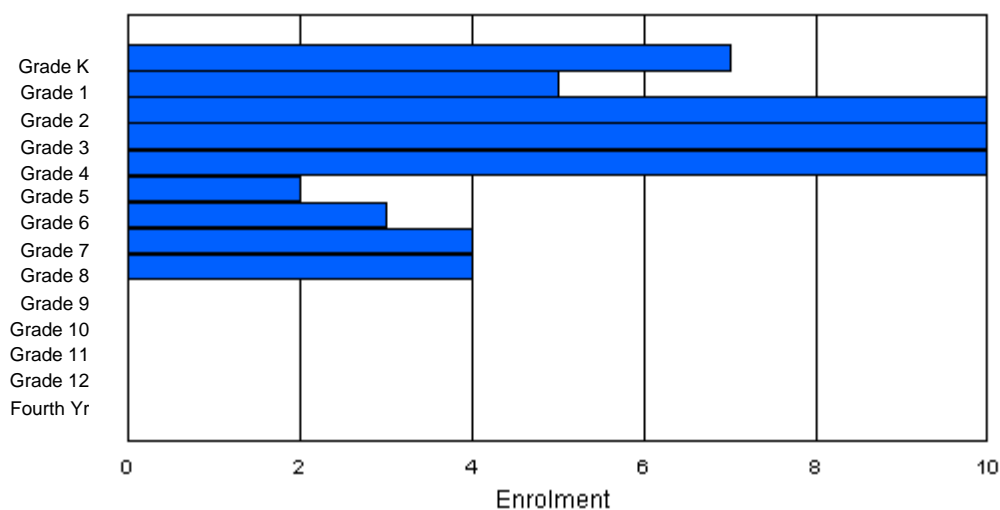
Gender	Age																	Total
	5	6	7	8	9	10	11	12	13	14	15	16	17	18	19	20>		
Male	4	1	4	3	4	1	1	1	1	1	0	0	0	0	0	0	21	
Female	3	4	6	7	6	1	2	2	3	0	0	0	0	0	0	0	34	
Total	7	5	10	10	10	2	3	3	4	1	0	0	0	0	0	0	55	

Enrolment By Grade and Gender

	<u>Grade</u>														
Gender	K	1	2	3	4	5	6	7	8	9	10	11	12	4th	Total
Male	4	1	4	3	4	1	1	2	1	0	0	0	0	0	21
Female	3	4	6	7	6	1	2	2	3	0	0	0	0	0	34
Total	7	5	10	10	10	2	3	4	4	0	0	0	0	0	55

Enrolment By Grade

For 095



* Data from the 2008-2009 AGR(Enrolment/Age as of the last day in Sept./Dec.)

** Newfoundland Statistics Classification System

*** May include itinerant teachers

District 5 - Conseil scolaire francophone

#107 - École Ste-Anne, La Grand'Terre

Grades: K-12

Number of Grades: 13

[FTE Teachers](#) *** : 8.0

Classification: Rural

Offers Distance Education: Yes

[School FTE PTR : 9.0](#)

[District FTE PTR : 6.4](#)

[Provincial FTE PTR : 12.3](#)

Enrolment By Age and Gender

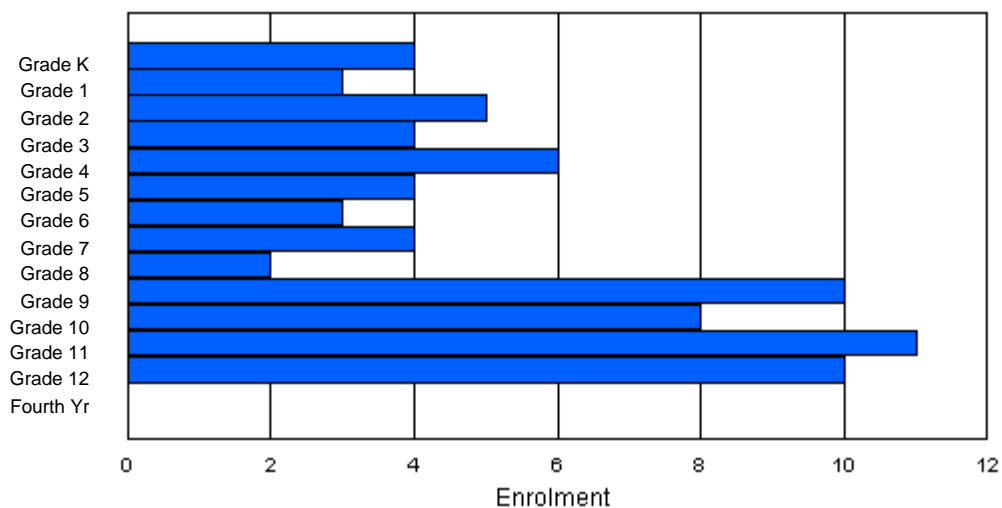
Gender	Age																	Total
	5	6	7	8	9	10	11	12	13	14	15	16	17	18	19	20>		
Male	3	1	3	1	2	3	1	2	1	5	2	4	7	1	0	0	36	
Female	1	2	2	3	3	2	0	1	2	6	5	7	3	1	0	0	38	
Total	4	3	5	4	5	5	1	3	3	11	7	11	10	2	0	0	74	

Enrolment By Grade and Gender

	<u>Grade</u>															
Gender	K	1	2	3	4	5	6	7	8	9	10	11	12	4th	Total	
Male	3	1	3	1	2	3	2	2	0	6	2	5	6	0	36	
Female	1	2	2	3	4	1	1	2	2	4	6	6	4	0	38	
Total	4	3	5	4	6	4	3	4	2	10	8	11	10	0	74	

Enrolment By Grade

For 107



* Data from the 2008-2009 AGR(Enrolment/Age as of the last day in Sept./Dec.)

** Newfoundland Statistics Classification System

*** May include itinerant teachers

District 5 - Conseil scolaire francophone

#459 - Centre éducatif l'ENVOL, Labrador City

Grades: K-12

Number of Grades: 13

[FTE Teachers](#) *** : 5.0

Classification: Urban

Offers Distance Education: No

[School FTE PTR : 7.8](#)

[District FTE PTR : 6.4](#)

[Provincial FTE PTR : 12.3](#)

Enrolment By Age and Gender

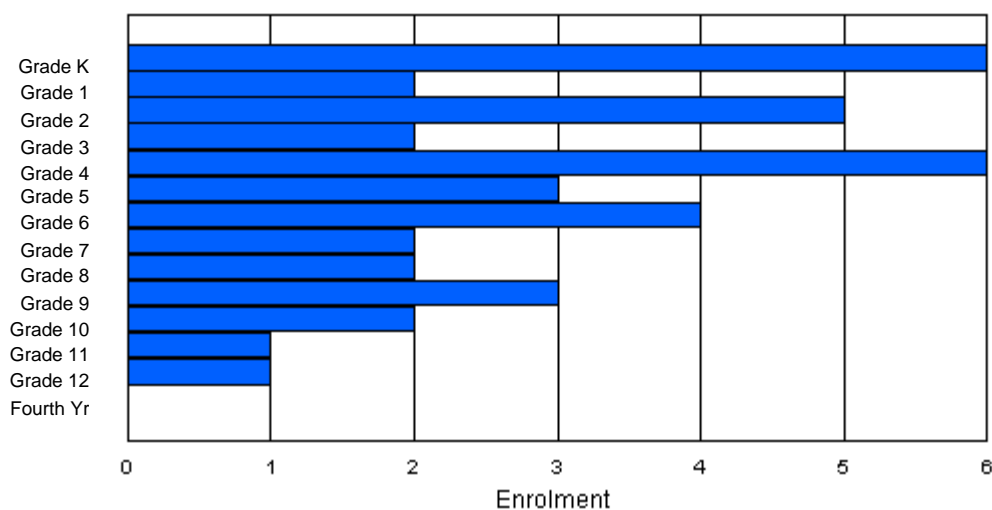
Gender	Age																	Total
	5	6	7	8	9	10	11	12	13	14	15	16	17	18	19	20>		
Male	2	1	5	0	4	4	2	1	0	1	0	2	1	0	0	0	23	
Female	4	0	1	2	1	0	1	2	2	1	0	2	0	0	0	0	16	
Total	6	1	6	2	5	4	3	3	2	2	0	4	1	0	0	0	39	

Enrolment By Grade and Gender

	<u>Grade</u>														
Gender	K	1	2	3	4	5	6	7	8	9	10	11	12	4th	Total
Male	2	2	4	0	5	3	3	0	0	2	0	1	1	0	23
Female	4	0	1	2	1	0	1	2	2	1	2	0	0	0	16
Total	6	2	5	2	6	3	4	2	2	3	2	1	1	0	39

Enrolment By Grade

For 459



* Data from the 2008-2009 AGR(Enrolment/Age as of the last day in Sept./Dec.)

** Newfoundland Statistics Classification System

*** May include itinerant teachers

District 5 - Conseil scolaire francophone

#460 - École des Grands-Vents, St. John's

Grades: K-12

Number of Grades: 13

[FTE Teachers](#) *** : 8.5

Classification: Urban

Offers Distance Education: No

[School FTE PTR : 8.9](#)

[District FTE PTR : 6.4](#)

[Provincial FTE PTR : 12.3](#)

Enrolment By Age and Gender

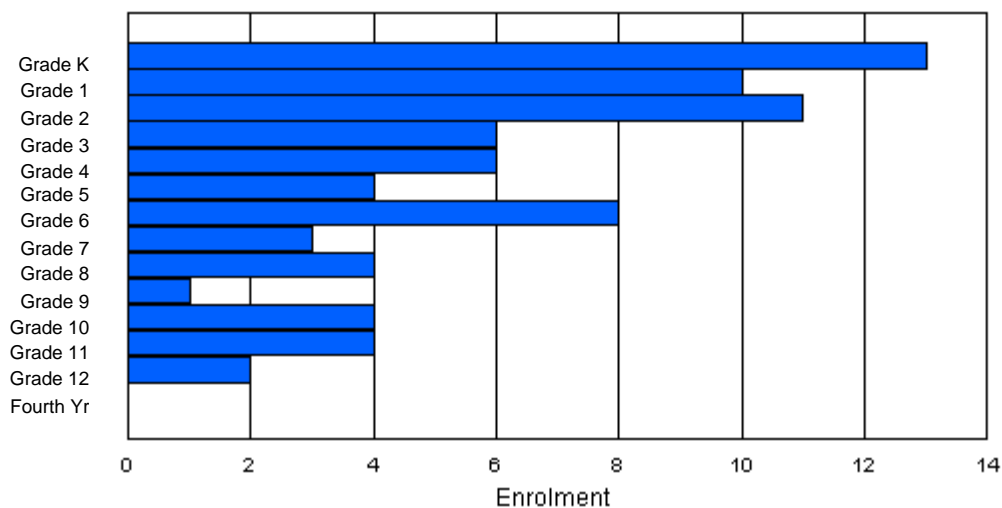
Gender	Age																	Total
	5	6	7	8	9	10	11	12	13	14	15	16	17	18	19	20>		
Male	5	7	1	2	3	2	3	2	0	2	1	2	1	0	0	0	31	
Female	9	2	10	4	4	2	3	1	2	1	2	1	3	0	1	0	45	
Total	14	9	11	6	7	4	6	3	2	3	3	3	4	0	1	0	76	

Enrolment By Grade and Gender

	<u>Grade</u>														
Gender	K	1	2	3	4	5	6	7	8	9	10	11	12	4th	Total
Male	5	7	1	2	2	2	5	2	1	0	1	3	0	0	31
Female	8	3	10	4	4	2	3	1	3	1	3	1	2	0	45
Total	13	10	11	6	6	4	8	3	4	1	4	4	2	0	76

Enrolment By Grade

For 460



* Data from the 2008-2009 AGR(Enrolment/Age as of the last day in Sept./Dec.)

** Newfoundland Statistics Classification System

*** May include itinerant teachers

District 5 - Conseil scolaire francophone

#472 - École Boréale de Goose Bay, Happy Valley - Goose Bay

Grades: K-8

Number of Grades: 9

[FTE Teachers](#) *** : 3.0

Classification: Urban

Offers Distance Education: No

[School FTE PTR : 7.3](#)

[District FTE PTR : 6.4](#)

[Provincial FTE PTR : 12.3](#)

Enrolment By Age and Gender

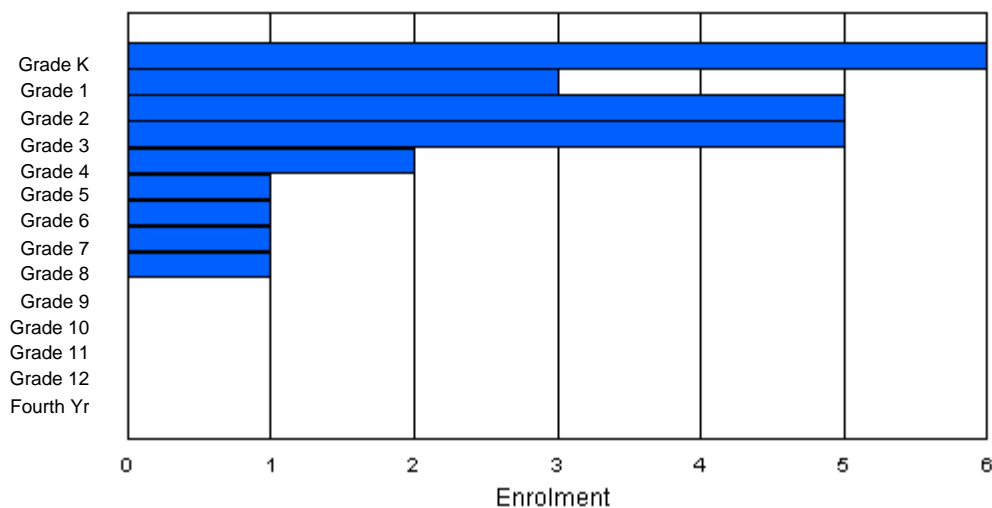
Gender	Age																	Total
	5	6	7	8	9	10	11	12	13	14	15	16	17	18	19	20>		
Male	2	2	2	1	2	0	0	1	0	1	0	0	0	0	0	0	11	
Female	4	1	3	3	1	0	0	0	1	1	0	0	0	0	0	0	14	
Total	6	3	5	4	3	0	0	1	1	2	0	0	0	0	0	0	25	

Enrolment By Grade and Gender

	<u>Grade</u>														
Gender	K	1	2	3	4	5	6	7	8	9	10	11	12	4th	Total
Male	2	2	2	2	1	1	1	0	0	0	0	0	0	0	11
Female	4	1	3	3	1	0	0	1	1	0	0	0	0	0	14
Total	6	3	5	5	2	1	1	1	1	0	0	0	0	0	25

Enrolment By Grade

For 472



* Data from the 2008-2009 AGR(Enrolment/Age as of the last day in Sept./Dec.)

** Newfoundland Statistics Classification System

*** May include itinerant teachers

District 803 - Private

#373 - First Baptist Academy, Mount Pearl

Classification: Urban
Offers Distance Education: No

Grades: K-6,8-12

Number of Grades: 12

[School FTE PTR : N/A](#)

[FTE Teachers](#) *** : 0.0

[Provincial FTE PTR : 12.3](#)

Enrolment By Age and Gender

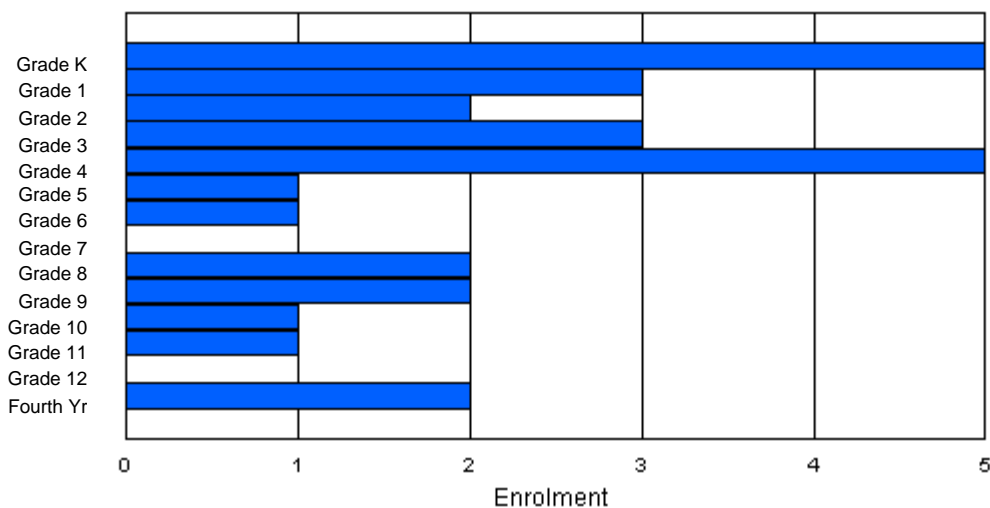
Gender	Age																	Total
	5	6	7	8	9	10	11	12	13	14	15	16	17	18	19	20>		
Male	1	0	1	2	2	1	0	0	2	1	1	0	0	2	0	0	13	
Female	4	1	3	1	2	1	1	0	0	0	1	1	0	0	0	0	15	
Total	5	1	4	3	4	2	1	0	2	1	2	1	0	2	0	0	28	

Enrolment By Grade and Gender

	<u>Grade</u>															
Gender	K	1	2	3	4	5	6	7	8	9	10	11	12	4th	Total	
Male	1	0	1	2	2	1	0	0	2	1	1	0	0	2	13	
Female	4	3	1	1	3	0	1	0	0	1	0	1	0	0	15	
Total	5	3	2	3	5	1	1	0	2	2	1	1	0	2	28	

Enrolment By Grade

For 373



* Data from the 2008-2009 AGR(Enrolment/Age as of the last day in Sept./Dec.)

** Newfoundland Statistics Classification System

*** May include itinerant teachers

District 803 - Private

#374 - Brother T. I. Murphy, St. John's

Classification: Urban
Offers Distance Education: No

Grades: 10-12

Number of Grades: 3

[School FTE PTR : N/A](#)

[FTE Teachers](#) *** : 0.0

[Provincial FTE PTR : 12.3](#)

Enrolment By Age and Gender

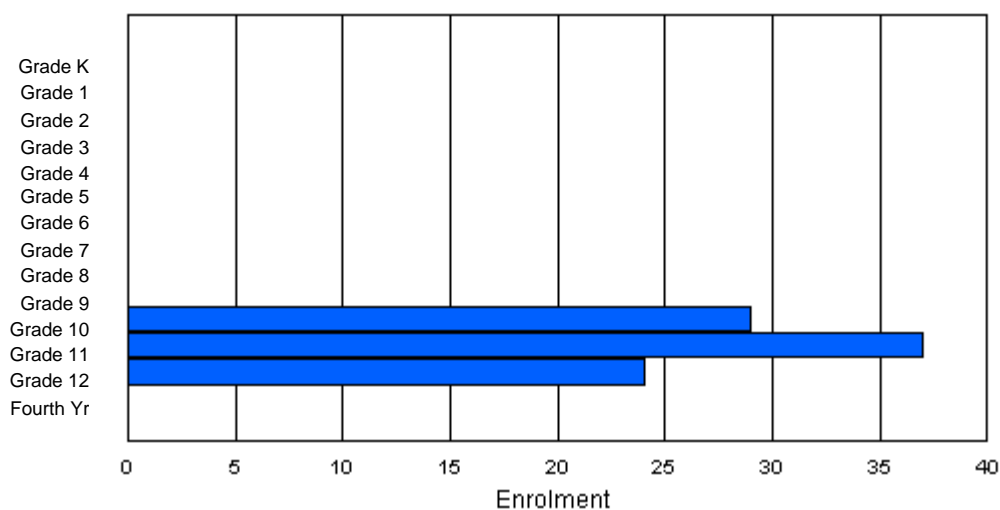
Gender	Age																	Total
	5	6	7	8	9	10	11	12	13	14	15	16	17	18	19	20>		
Male	0	0	0	0	0	0	0	0	0	0	0	0	3	14	10	22	49	
Female	0	0	0	0	0	0	0	0	0	0	0	0	6	14	9	12	41	
Total	0	0	0	0	0	0	0	0	0	0	0	0	9	28	19	34	90	

Enrolment By Grade and Gender

	<u>Grade</u>														
Gender	K	1	2	3	4	5	6	7	8	9	10	11	12	4th	Total
Male	0	0	0	0	0	0	0	0	0	0	11	24	14	0	49
Female	0	0	0	0	0	0	0	0	0	0	18	13	10	0	41
Total	0	0	0	0	0	0	0	0	0	0	29	37	24	0	90

Enrolment By Grade

For 374



* Data from the 2008-2009 AGR(Enrolment/Age as of the last day in Sept./Dec.)

** Newfoundland Statistics Classification System

*** May include itinerant teachers

District 803 - Private

#375 - Lakecrest -St. John's Independent School, St. John's

Classification: Urban
Offers Distance Education: No

Grades: K-9

Number of Grades: 10

[School FTE PTR : N/A](#)

[FTE Teachers](#) *** : 0.0

[Provincial FTE PTR : 12.3](#)

Enrolment By Age and Gender

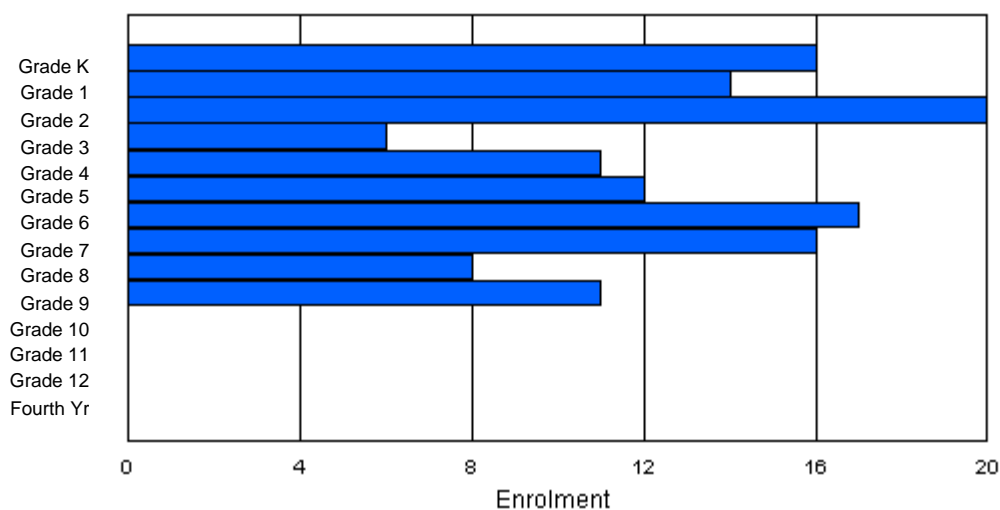
Gender	Age																	Total
	5	6	7	8	9	10	11	12	13	14	15	16	17	18	19	20>		
Male	9	7	6	4	8	10	11	8	2	6	0	0	0	0	0	0	71	
Female	8	7	12	2	4	2	6	8	7	4	0	0	0	0	0	0	60	
Total	17	14	18	6	12	12	17	16	9	10	0	0	0	0	0	0	131	

Enrolment By Grade and Gender

	Grade														
Gender	K	1	2	3	4	5	6	7	8	9	10	11	12	4th	Total
Male	8	8	7	3	8	10	11	8	2	6	0	0	0	0	71
Female	8	6	13	3	3	2	6	8	6	5	0	0	0	0	60
Total	16	14	20	6	11	12	17	16	8	11	0	0	0	0	131

Enrolment By Grade

For 375



* Data from the 2008-2009 AGR(Enrolment/Age as of the last day in Sept./Dec.)

** Newfoundland Statistics Classification System

*** May include itinerant teachers

District 803 - Private

#450 - St. Bonaventure's College, St. John's

Grades: K-12

Number of Grades: 13

Classification: Urban

Offers Distance Education: No

[School FTE PTR : N/A](#)

[FTE Teachers](#) *** : 0.0

[Provincial FTE PTR : 12.3](#)

Enrolment By Age and Gender

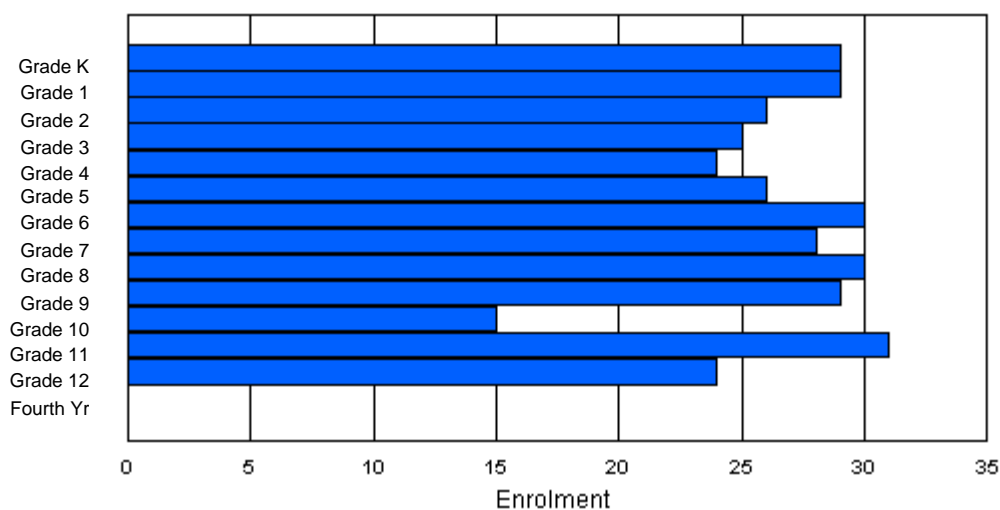
Gender	Age																Total
	5	6	7	8	9	10	11	12	13	14	15	16	17	18	19	20>	
Male	18	17	10	16	11	13	14	12	17	12	8	13	15	1	1	0	178
Female	11	12	14	13	12	13	16	16	12	17	6	16	10	0	0	0	168
Total	29	29	24	29	23	26	30	28	29	29	14	29	25	1	1	0	346

Enrolment By Grade and Gender

Gender	Grade														Total
	K	1	2	3	4	5	6	7	8	9	10	11	12	4th	
Male	18	17	12	15	11	11	14	12	19	12	7	16	14	0	178
Female	11	12	14	10	13	15	16	16	11	17	8	15	10	0	168
Total	29	29	26	25	24	26	30	28	30	29	15	31	24	0	346

Enrolment By Grade

For 450



* Data from the 2008-2009 AGR(Enrolment/Age as of the last day in Sept./Dec.)

** Newfoundland Statistics Classification System

*** May include itinerant teachers

District 803 - Private

#453 - Eric G. Lambert All-Grade, Churchill Falls

Grades: K-12

Number of Grades: 13

Classification: Rural

Offers Distance Education: No

[School FTE PTR : N/A](#)

[FTE Teachers](#) *** : 0.0

[Provincial FTE PTR : 12.3](#)

Enrolment By Age and Gender

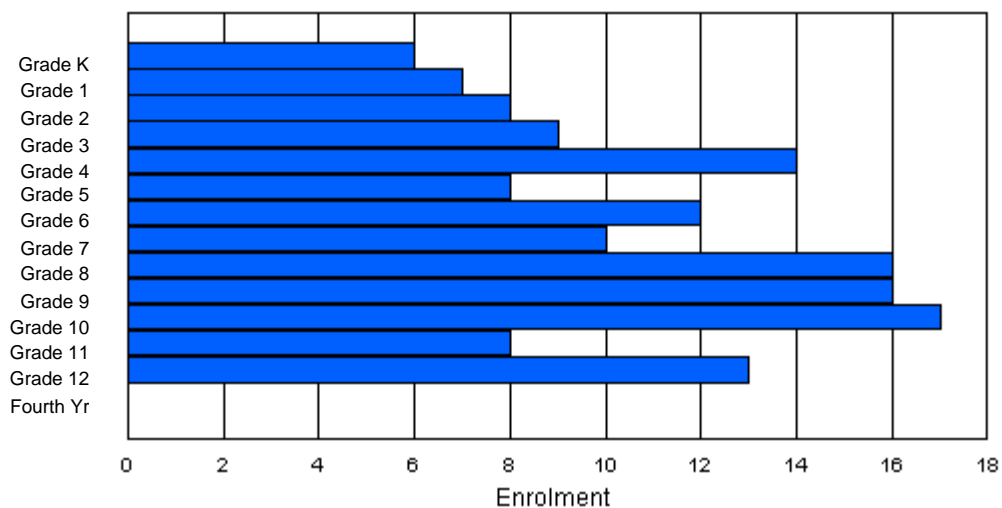
Gender	Age																	Total
	5	6	7	8	9	10	11	12	13	14	15	16	17	18	19	20>		
Male	3	4	5	6	9	4	4	4	8	12	9	4	0	0	0	0	72	
Female	3	3	3	3	5	3	8	6	8	5	6	6	12	1	0	0	72	
Total	6	7	8	9	14	7	12	10	16	17	15	10	12	1	0	0	144	

Enrolment By Grade and Gender

	<u>Grade</u>														
Gender	K	1	2	3	4	5	6	7	8	9	10	11	12	4th	Total
Male	3	4	5	6	9	5	4	4	8	11	10	3	0	0	72
Female	3	3	3	3	5	3	8	6	8	5	7	5	13	0	72
Total	6	7	8	9	14	8	12	10	16	16	17	8	13	0	144

Enrolment By Grade

For 453



* Data from the 2008-2009 AGR(Enrolment/Age as of the last day in Sept./Dec.)

** Newfoundland Statistics Classification System

*** May include itinerant teachers

District 803 - Private

#469 - Immaculate Heart of Mary School, Corner Brook

Grades: K-9

Number of Grades: 10

Classification: Urban

Offers Distance Education: No

[School FTE PTR : N/A](#)

[FTE Teachers](#) *** : 0.0

[Provincial FTE PTR : 12.3](#)

Enrolment By Age and Gender

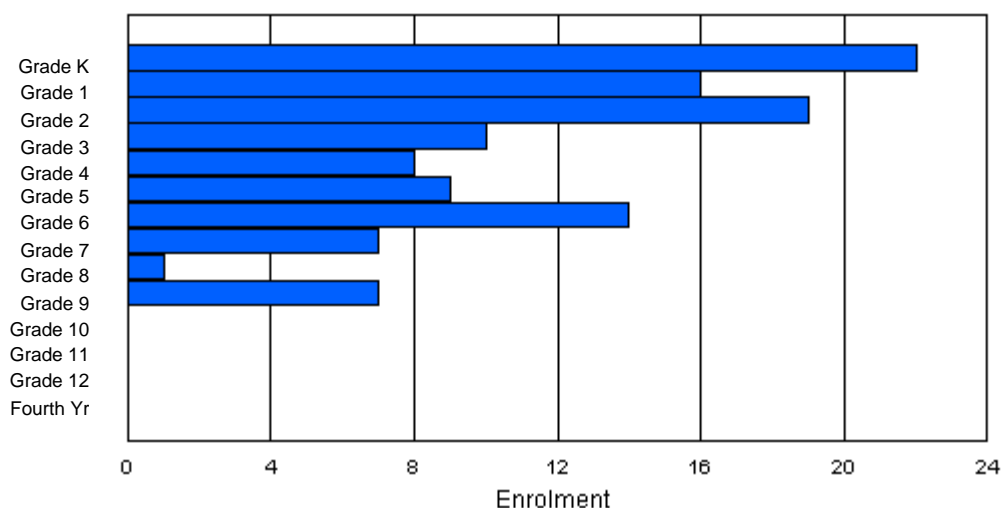
Gender	<u>Age</u>																Total
	5	6	7	8	9	10	11	12	13	14	15	16	17	18	19	20>	
Male	11	5	10	2	2	3	6	0	1	2	1	0	0	0	0	0	43
Female	11	10	9	9	6	6	8	6	0	4	1	0	0	0	0	0	70
Total	22	15	19	11	8	9	14	6	1	6	2	0	0	0	0	0	113

Enrolment By Grade and Gender

	<u>Grade</u>														
Gender	K	1	2	3	4	5	6	7	8	9	10	11	12	4th	Total
Male	11	6	10	2	1	3	6	1	1	2	0	0	0	0	43
Female	11	10	9	8	7	6	8	6	0	5	0	0	0	0	70
Total	22	16	19	10	8	9	14	7	1	7	0	0	0	0	113

Enrolment By Grade

For 469



* Data from the 2008-2009 AGR(Enrolment/Age as of the last day in Sept./Dec.)

** Newfoundland Statistics Classification System

*** May include itinerant teachers

District 804 - Native Federal

#018 - Peenamin McKenzie School, Sheshatshiu

Grades: Other

Number of Grades: 0

Classification: Rural

Offers Distance Education: No

[School FTE PTR : 10.9](#)

[FTE Teachers](#) *** : 31.5

[Provincial FTE PTR : 12.3](#)

Enrolment By Age and Gender

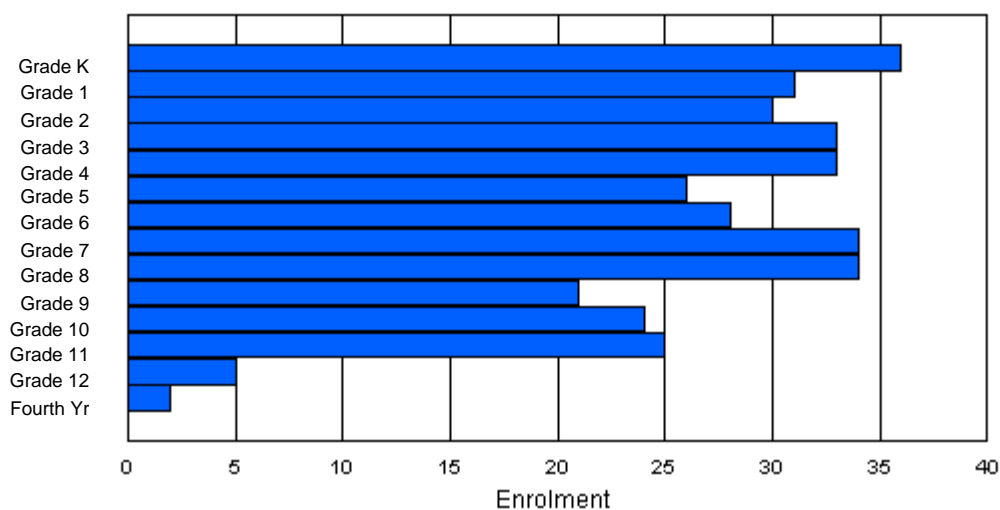
Gender	Age																	Total
	5	6	7	8	9	10	11	12	13	14	15	16	17	18	19	20>		
Male	0	0	0	0	0	0	0	0	0	0	0	0	0	0	0	0	0	
Female	0	0	0	0	0	0	0	0	0	0	0	0	0	0	0	0	0	
Total	0	0	0	0	0	0	0	0	0	0	0	0	0	0	0	0	0	

Enrolment By Grade and Gender

	<u>Grade</u>														
Gender	K	1	2	3	4	5	6	7	8	9	10	11	12	4th	Total
Male	0	0	0	0	0	0	0	0	0	0	0	0	0	0	0
Female	0	0	0	0	0	0	0	0	0	0	0	0	0	0	0
Total	0	0	0	0	0	0	0	0	0	0	0	0	0	0	0

Enrolment By Grade

For 018



* Data from the 2008-2009 AGR(Enrolment/Age as of the last day in Sept./Dec.)

** Newfoundland Statistics Classification System

*** May include itinerant teachers

District 804 - Native Federal

#019 - Mushuau Innu Natuashish School, Natuashish

Classification: Rural
Offers Distance Education: No

Grades: K-12

Number of Grades: 13

[School FTE PTR : 8.2](#)

[FTE Teachers](#) *** : 26.0

[Provincial FTE PTR : 12.3](#)

Enrolment By Age and Gender

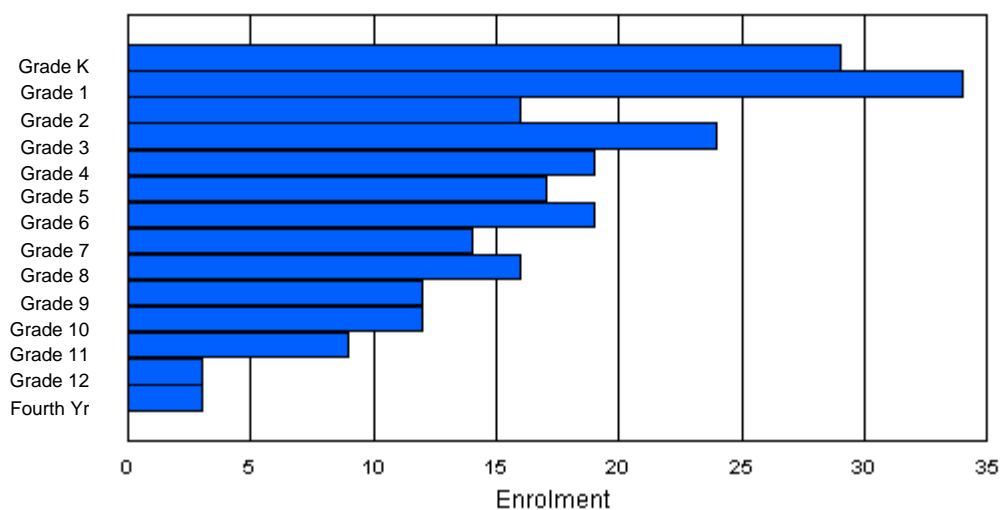
Gender	Age																	Total
	5	6	7	8	9	10	11	12	13	14	15	16	17	18	19	20>		
Male	15	13	7	11	8	5	5	5	4	8	8	6	3	2	0	1	101	
Female	14	20	8	11	8	6	9	8	6	6	10	7	8	5	0	0	126	
Total	29	33	15	22	16	11	14	13	10	14	18	13	11	7	0	1	227	

Enrolment By Grade and Gender

	<u>Grade</u>														
Gender	K	1	2	3	4	5	6	7	8	9	10	11	12	4th	Total
Male	15	14	8	12	8	8	7	6	9	6	5	1	0	2	101
Female	14	20	8	12	11	9	12	8	7	6	7	8	3	1	126
Total	29	34	16	24	19	17	19	14	16	12	12	9	3	3	227

Enrolment By Grade

For 019



* Data from the 2008-2009 AGR(Enrolment/Age as of the last day in Sept./Dec.)

** Newfoundland Statistics Classification System

*** May include itinerant teachers

District 804 - Native Federal

#376 - St. Anneway Kegnamogwom, Conne River

Grades: K-12

Number of Grades: 13

Classification: Rural

Offers Distance Education: No

[School FTE PTR : N/A](#)

[FTE Teachers](#) *** : 0.0

[Provincial FTE PTR : 12.3](#)

Enrolment By Age and Gender

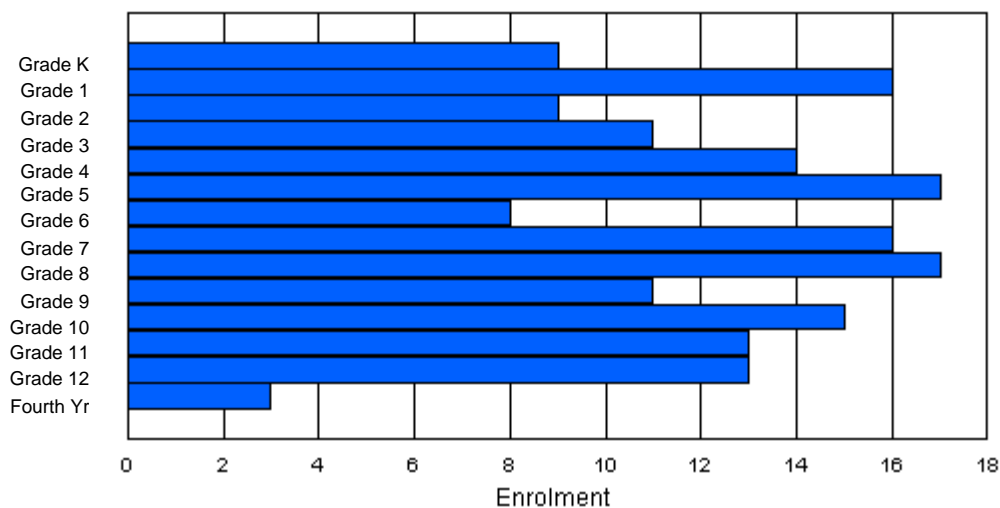
Gender	Age																	Total
	5	6	7	8	9	10	11	12	13	14	15	16	17	18	19	20>		
Male	4	9	4	7	8	9	4	8	11	5	6	7	3	2	0	0	87	
Female	5	7	5	4	6	8	4	8	6	6	9	6	10	1	0	0	85	
Total	9	16	9	11	14	17	8	16	17	11	15	13	13	3	0	0	172	

Enrolment By Grade and Gender

	<u>Grade</u>														
Gender	K	1	2	3	4	5	6	7	8	9	10	11	12	4th	Total
Male	4	9	4	7	8	9	4	8	11	5	6	7	3	2	87
Female	5	7	5	4	6	8	4	8	6	6	9	6	10	1	85
Total	9	16	9	11	14	17	8	16	17	11	15	13	13	3	172

Enrolment By Grade

For 376



* Data from the 2008-2009 AGR(Enrolment/Age as of the last day in Sept./Dec.)

** Newfoundland Statistics Classification System

*** May include itinerant teachers

District 902 - Institutional

#377 - NF School for the Deaf, St. John's

Classification: Urban

Offers Distance Education: No

Grades: 3-4,6,8-9

Number of Grades: 5

[School FTE PTR : 0.9](#)

[FTE Teachers](#) *** : 11.0

[Provincial FTE PTR : 12.3](#)

Enrolment By Age and Gender

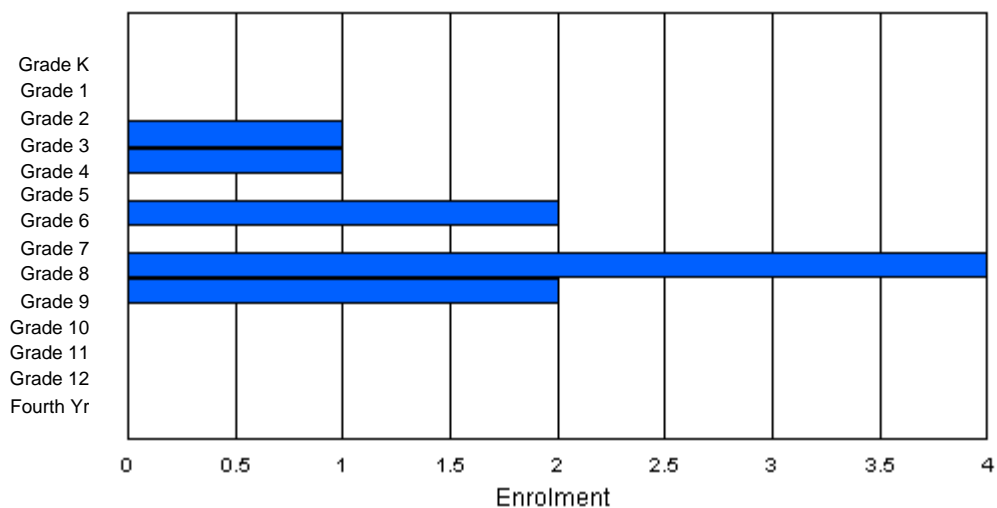
Gender	Age																	Total
	5	6	7	8	9	10	11	12	13	14	15	16	17	18	19	20>		
Male	0	0	0	1	0	0	0	1	1	1	1	0	0	0	0	0	5	
Female	0	0	0	0	1	0	0	0	1	2	1	0	0	0	0	0	5	
Total	0	0	0	1	1	0	0	1	2	3	2	0	0	0	0	0	10	

Enrolment By Grade and Gender

	<u>Grade</u>														
Gender	K	1	2	3	4	5	6	7	8	9	10	11	12	4th	Total
Male	0	0	0	1	0	0	1	0	3	0	0	0	0	0	5
Female	0	0	0	0	1	0	1	0	1	2	0	0	0	0	5
Total	0	0	0	1	1	0	2	0	4	2	0	0	0	0	10

Enrolment By Grade

For 377



* Data from the 2008-2009 AGR(Enrolment/Age as of the last day in Sept./Dec.)

** Newfoundland Statistics Classification System

*** May include itinerant teachers. Students receiving itinerant services have been included for this school

District 903 - Social Service

#378 - NF & Lab Youth Centre, Whitbourne

Grades: 10-12

Number of Grades: 3

Classification: Rural

Offers Distance Education: No

[School FTE PTR : 2.0](#)

[FTE Teachers](#) *** : 6.0

[Provincial FTE PTR : 12.3](#)

Enrolment By Age and Gender

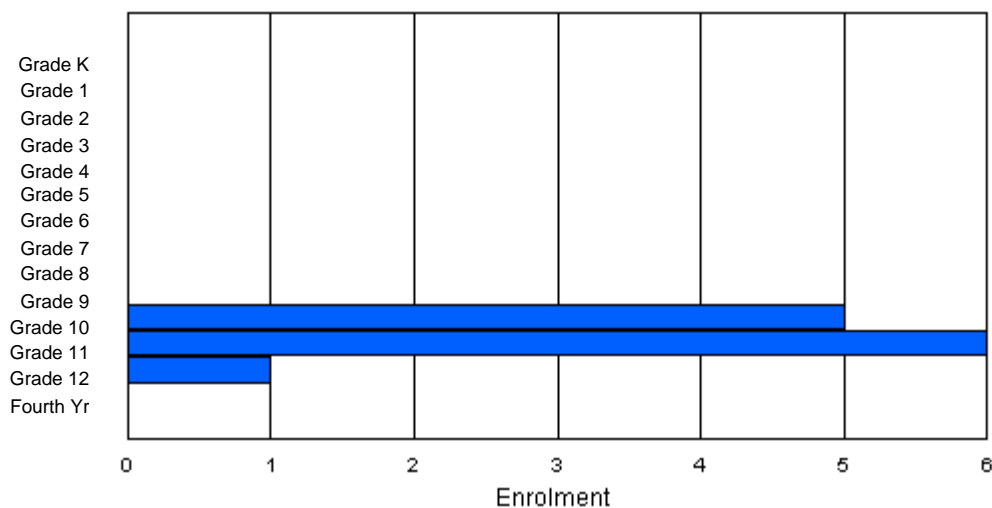
Gender	Age																	Total
	5	6	7	8	9	10	11	12	13	14	15	16	17	18	19	20>		
Male	0	0	0	0	0	0	0	0	0	0	2	4	5	0	0	0	11	
Female	0	0	0	0	0	0	0	0	0	0	0	0	1	0	0	0	1	
Total	0	0	0	0	0	0	0	0	0	0	2	4	6	0	0	0	12	

Enrolment By Grade and Gender

	<u>Grade</u>														
Gender	K	1	2	3	4	5	6	7	8	9	10	11	12	4th	Total
Male	0	0	0	0	0	0	0	0	0	0	5	5	1	0	11
Female	0	0	0	0	0	0	0	0	0	0	0	1	0	0	1
Total	0	0	0	0	0	0	0	0	0	0	5	6	1	0	12

Enrolment By Grade

For 378



* Data from the 2008-2009 AGR(Enrolment/Age as of the last day in Sept./Dec.)

** Newfoundland Statistics Classification System

*** May include itinerant teachers

Number of Schools: 290

* Data from the 2008-2009 AGR(Enrolment/Age as of the last day in Sept./Dec.)

** Newfoundland Statistics Classification System

*** May include itinerant teachers