

District 5 - Conseil scolaire francophone

#107 - École Ste-Anne, La Grand'Terre

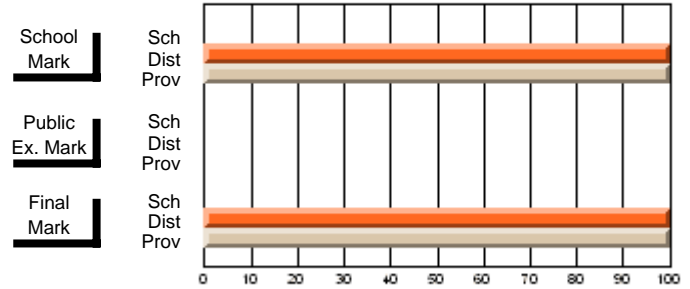
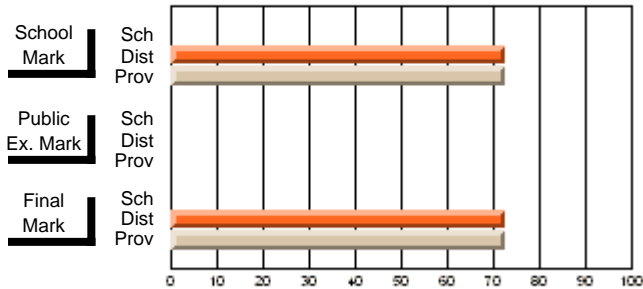
Grades: K-12

**Subject: Family Studies**

|                                 |  |  |  |  |                    |                    |                         |                    |                    |                   |                    |                    |
|---------------------------------|--|--|--|--|--------------------|--------------------|-------------------------|--------------------|--------------------|-------------------|--------------------|--------------------|
| Course: ETUDIES FAMILIALES 2231 |  |  |  | School data has 5 or fewer students. Data withheld for reasons of confidentiality. |                    |                    |                         |                    |                    |                   |                    |                    |
| # students in course: 5         |  |  |  |  |                    |                    |                         |                    |                    |                   |                    |                    |
|                                 |  |  |  | <b>School Mark</b>   | School vs District | School vs Province | <b>Public Exam Mark</b> | School vs District | School vs Province | <b>Final Mark</b> | School vs District | School vs Province |
| <b>Average Score</b>            |  |  |  |  |                    |                    |                         |                    |                    |                   |                    |                    |
| School                          |  |  |  |  |                    |                    |                         |                    |                    |                   |                    |                    |
| District                        |  |  |  | 72.6   | P                  | P                  |                         |                    |                    | 72.6              | P                  | P                  |
| Province                        |  |  |  | 72.6   |                    |                    |                         |                    |                    | 72.6              |                    |                    |
| <b>Percent of Passes</b>        |  |  |  |  |                    |                    |                         |                    |                    |                   |                    |                    |
| School                          |  |  |  |  |                    |                    |                         |                    |                    |                   |                    |                    |
| District                        |  |  |  | 100.0  | P                  | P                  |                         |                    |                    | 100.0             | P                  | P                  |
| Province                        |  |  |  | 100.0  |                    |                    |                         |                    |                    | 100.0             |                    |                    |

**Average Scores**

**Percent Passes**



\* Data from the High School Certification System. The results from supplementary courses are not reflected in these results. All students obtaining a score of 48 or 49 on the final mark, were adjusted to 50 and are reflected in the Final Mark column.

District 5 - Conseil scolaire francophone

#107 - École Ste-Anne, La Grand'Terre

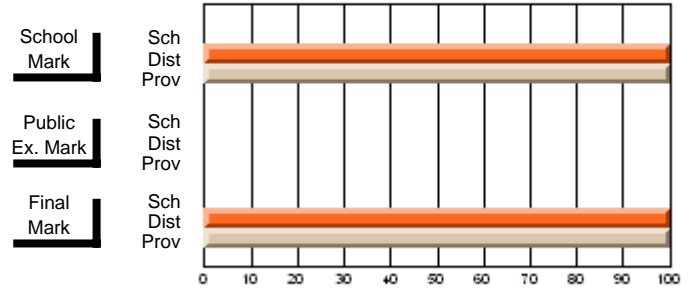
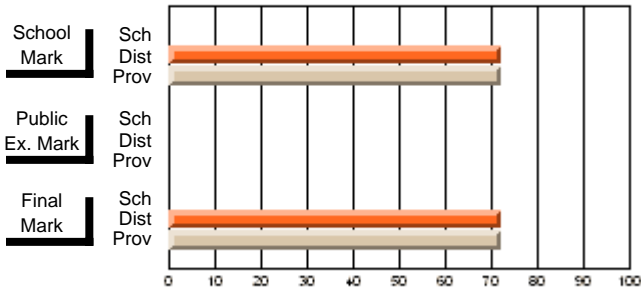
Grades: K-12

**Subject: Mathematics**

|                            |  |  |  |  |                    |                    |                         |                    |                    |                   |                    |                    |
|----------------------------|--|--|--|--|--------------------|--------------------|-------------------------|--------------------|--------------------|-------------------|--------------------|--------------------|
| Course: MATHEMATIQUES 1231 |  |  |  | School data has 5 or fewer students. Data withheld for reasons of confidentiality. |                    |                    |                         |                    |                    |                   |                    |                    |
| # students in course: 3    |  |  |  |  |                    |                    |                         |                    |                    |                   |                    |                    |
|                            |  |  |  | <b>School Mark</b>   | School vs District | School vs Province | <b>Public Exam Mark</b> | School vs District | School vs Province | <b>Final Mark</b> | School vs District | School vs Province |
| <b>Average Score</b>       |  |  |  |  |                    |                    |                         |                    |                    |                   |                    |                    |
| School                     |  |  |  |  |                    |                    |                         |                    |                    |                   |                    |                    |
| District                   |  |  |  | 72.0   | q                  | q                  |                         |                    |                    | 72.0              | q                  | q                  |
| Province                   |  |  |  | 72.0   |                    |                    |                         |                    |                    | 72.0              |                    |                    |
| <b>Percent of Passes</b>   |  |  |  |  |                    |                    |                         |                    |                    |                   |                    |                    |
| School                     |  |  |  |  |                    |                    |                         |                    |                    |                   |                    |                    |
| District                   |  |  |  | 100.0  | p                  | p                  |                         |                    |                    | 100.0             | p                  | p                  |
| Province                   |  |  |  | 100.0  |                    |                    |                         |                    |                    | 100.0             |                    |                    |

**Average Scores**

**Percent Passes**



\* Data from the High School Certification System. The results from supplementary courses are not reflected in these results. All students obtaining a score of 48 or 49 on the final mark, were adjusted to 50 and are reflected in the Final Mark column.

District 5 - Conseil scolaire francophone

#107 - École Ste-Anne, La Grand'Terre

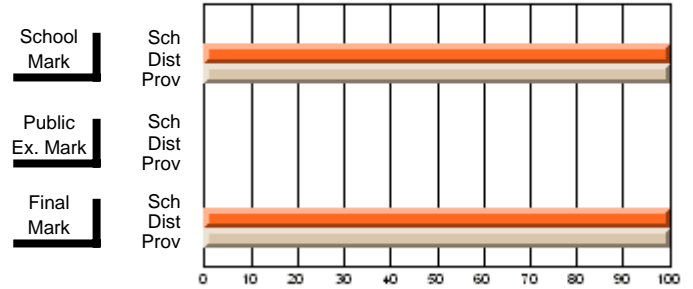
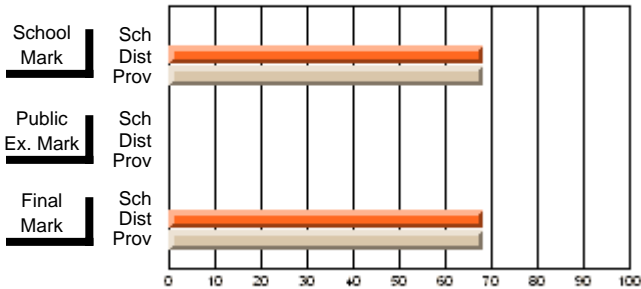
Grades: K-12

**Subject: Mathematics**

|                                 |  |  |  |  |                    |                    |                         |                    |                    |                   |                    |                    |
|---------------------------------|--|--|--|--|--------------------|--------------------|-------------------------|--------------------|--------------------|-------------------|--------------------|--------------------|
| Course: MATHEMATIQUES 1233      |  |  |  | School data has 5 or fewer students. Data withheld for reasons of confidentiality. |                    |                    |                         |                    |                    |                   |                    |                    |
| # students in course: 3         |  |  |  |  |                    |                    |                         |                    |                    |                   |                    |                    |
|                                 |  |  |  | <b>School Mark</b>   | School vs District | School vs Province | <b>Public Exam Mark</b> | School vs District | School vs Province | <b>Final Mark</b> | School vs District | School vs Province |
| <u><b>Average Score</b></u>     |  |  |  |  |                    |                    |                         |                    |                    |                   |                    |                    |
| School                          |  |  |  |  |                    |                    |                         |                    |                    |                   |                    |                    |
| District                        |  |  |  | 68.3   | P                  | P                  |                         |                    |                    | 68.3              | P                  | P                  |
| Province                        |  |  |  | 68.3   |                    |                    |                         |                    |                    | 68.3              |                    |                    |
| <u><b>Percent of Passes</b></u> |  |  |  |  |                    |                    |                         |                    |                    |                   |                    |                    |
| School                          |  |  |  |  |                    |                    |                         |                    |                    |                   |                    |                    |
| District                        |  |  |  | 100.0  | P                  | P                  |                         |                    |                    | 100.0             | P                  | P                  |
| Province                        |  |  |  | 100.0  |                    |                    |                         |                    |                    | 100.0             |                    |                    |

**Average Scores**

**Percent Passes**



\* Data from the High School Certification System. The results from supplementary courses are not reflected in these results. All students obtaining a score of 48 or 49 on the final mark, were adjusted to 50 and are reflected in the Final Mark column.

District 5 - Conseil scolaire francophone

#107 - École Ste-Anne, La Grand'Terre

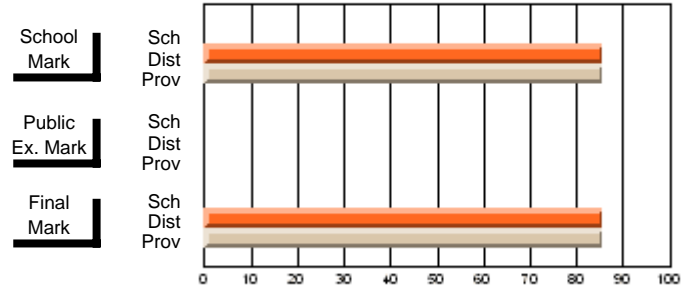
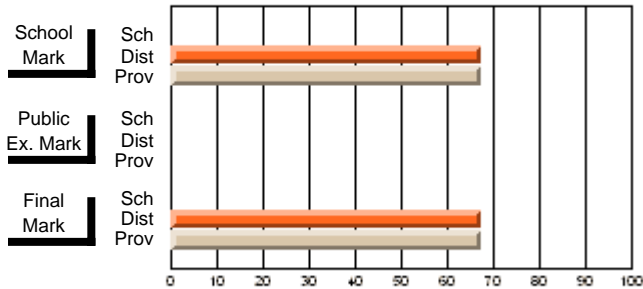
Grades: K-12

**Subject: Mathematics**

|                          |                          |                    |                    |  |                    |                    |                   |                    |                    |
|--------------------------|--------------------------|--------------------|--------------------|--|--------------------|--------------------|-------------------|--------------------|--------------------|
| Course: MATHEMATICS 2231 |                          |                    |                    | School data has 5 or fewer students. Data withheld for reasons of confidentiality. |                    |                    |                   |                    |                    |
| # students in course: 5  | <b>School Mark</b>       | School vs District | School vs Province | <b>Public Exam Mark</b>  | School vs District | School vs Province | <b>Final Mark</b> | School vs District | School vs Province |
|                          |                          |                    |                    |  |                    |                    |                   |                    |                    |
|                          | <b>Average Score</b>     |                    |                    |  |                    |                    |                   |                    |                    |
|                          | School                   |                    |                    |  |                    |                    |                   |                    |                    |
|                          | District                 | 67.3               | q                  | q  |                    |                    | 67.3              | q                  | q                  |
|                          | Province                 | 67.3               |                    |  |                    |                    | 67.3              |                    |                    |
|                          | <b>Percent of Passes</b> |                    |                    |  |                    |                    |                   |                    |                    |
| School                   |                          |                    |                    |  |                    |                    |                   |                    |                    |
| District                 | 85.7                     | q                  | q                  |  |                    | 85.7               | q                 | q                  |                    |
| Province                 | 85.7                     |                    |                    |  |                    | 85.7               |                   |                    |                    |

Average Scores

Percent Passes



\* Data from the High School Certification System. The results from supplementary courses are not reflected in these results. All students obtaining a score of 48 or 49 on the final mark, were adjusted to 50 and are reflected in the Final Mark column.

District 5 - Conseil scolaire francophone

#107 - École Ste-Anne, La Grand'Terre

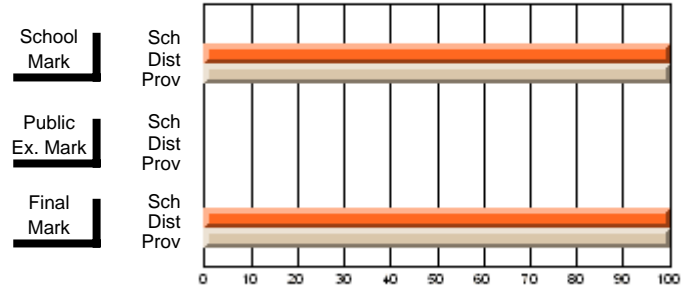
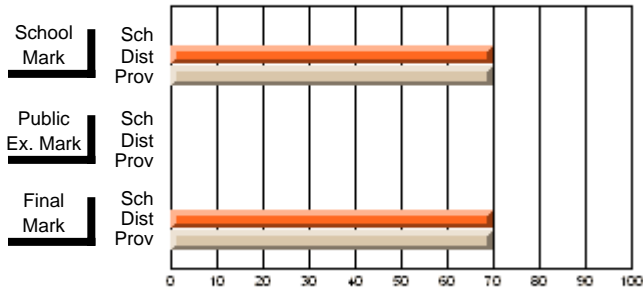
Grades: K-12

**Subject: Mathematics**

|                                 |  |  |  |  |                    |                    |                         |                    |                    |                   |                    |                    |
|---------------------------------|--|--|--|--|--------------------|--------------------|-------------------------|--------------------|--------------------|-------------------|--------------------|--------------------|
| Course: MATHEMATIQUES 2233      |  |  |  | School data has 5 or fewer students. Data withheld for reasons of confidentiality. |                    |                    |                         |                    |                    |                   |                    |                    |
| # students in course: 4         |  |  |  |  |                    |                    |                         |                    |                    |                   |                    |                    |
|                                 |  |  |  | <b>School Mark</b>   | School vs District | School vs Province | <b>Public Exam Mark</b> | School vs District | School vs Province | <b>Final Mark</b> | School vs District | School vs Province |
| <u><b>Average Score</b></u>     |  |  |  |  |                    |                    |                         |                    |                    |                   |                    |                    |
| School                          |  |  |  |  |                    |                    |                         |                    |                    |                   |                    |                    |
| District                        |  |  |  | 69.8   | P                  | P                  |                         |                    |                    | 69.8              | P                  | P                  |
| Province                        |  |  |  | 69.8   |                    |                    |                         |                    |                    | 69.8              |                    |                    |
| <u><b>Percent of Passes</b></u> |  |  |  |  |                    |                    |                         |                    |                    |                   |                    |                    |
| School                          |  |  |  |  |                    |                    |                         |                    |                    |                   |                    |                    |
| District                        |  |  |  | 100.0  | P                  | P                  |                         |                    |                    | 100.0             | P                  | P                  |
| Province                        |  |  |  | 100.0  |                    |                    |                         |                    |                    | 100.0             |                    |                    |

**Average Scores**

**Percent Passes**



\* Data from the High School Certification System. The results from supplementary courses are not reflected in these results. All students obtaining a score of 48 or 49 on the final mark, were adjusted to 50 and are reflected in the Final Mark column.

District 5 - Conseil scolaire francophone

#107 - École Ste-Anne, La Grand'Terre

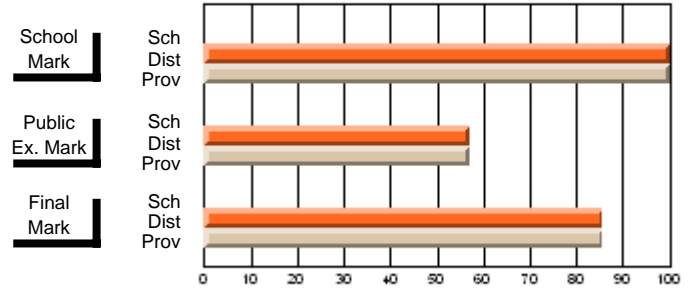
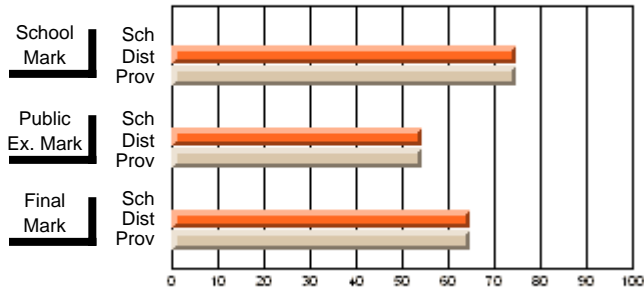
Grades: K-12

**Subject: Mathematics**

|                            |  |  |  |  |                    |                    |                         |                    |                    |                   |                    |                    |
|----------------------------|--|--|--|--|--------------------|--------------------|-------------------------|--------------------|--------------------|-------------------|--------------------|--------------------|
| Course: MATHEMATIQUES 3231 |  |  |  | School data has 5 or fewer students. Data withheld for reasons of confidentiality. |                    |                    |                         |                    |                    |                   |                    |                    |
| # students in course: 4    |  |  |  |  |                    |                    |                         |                    |                    |                   |                    |                    |
|                            |  |  |  | <b>School Mark</b>   | School vs District | School vs Province | <b>Public Exam Mark</b> | School vs District | School vs Province | <b>Final Mark</b> | School vs District | School vs Province |
| <b>Average Score</b>       |  |  |  |  |                    |                    |                         |                    |                    |                   |                    |                    |
| School                     |  |  |  |  |                    |                    |                         |                    |                    |                   |                    |                    |
| District                   |  |  |  | 74.9   | q                  | q                  | 54.3                    | p                  | p                  | 64.9              | p                  | p                  |
| Province                   |  |  |  | 74.9   |                    |                    | 54.3                    |                    |                    | 64.9              |                    |                    |
| <b>Percent of Passes</b>   |  |  |  |  |                    |                    |                         |                    |                    |                   |                    |                    |
| School                     |  |  |  |  |                    |                    |                         |                    |                    |                   |                    |                    |
| District                   |  |  |  | 100.0  | p                  | p                  | 57.1                    | p                  | p                  | 85.7              | p                  | p                  |
| Province                   |  |  |  | 100.0  |                    |                    | 57.1                    |                    |                    | 85.7              |                    |                    |

**Average Scores**

**Percent Passes**



\* Data from the High School Certification System. The results from supplementary courses are not reflected in these results. All students obtaining a score of 48 or 49 on the final mark, were adjusted to 50 and are reflected in the Final Mark column.

District 5 - Conseil scolaire francophone

#107 - École Ste-Anne, La Grand'Terre

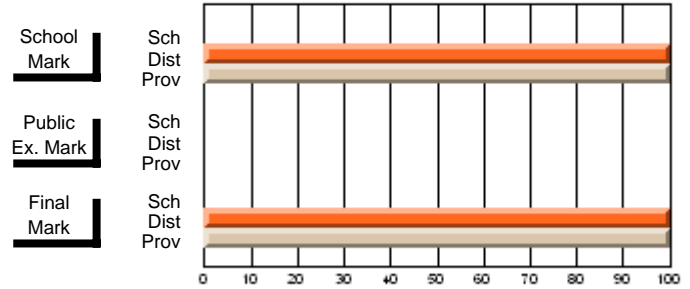
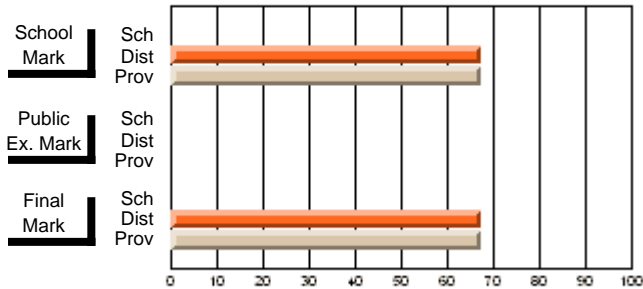
Grades: K-12

**Subject: Mathematics**

|                            |  |  |  |  |                    |                    |                         |                    |                    |                   |                    |                    |
|----------------------------|--|--|--|--|--------------------|--------------------|-------------------------|--------------------|--------------------|-------------------|--------------------|--------------------|
| Course: MATHEMATIQUES 3233 |  |  |  | School data has 5 or fewer students. Data withheld for reasons of confidentiality. |                    |                    |                         |                    |                    |                   |                    |                    |
| # students in course: 5    |  |  |  |  |                    |                    |                         |                    |                    |                   |                    |                    |
|                            |  |  |  | <b>School Mark</b>   | School vs District | School vs Province | <b>Public Exam Mark</b> | School vs District | School vs Province | <b>Final Mark</b> | School vs District | School vs Province |
| <b>Average Score</b>       |  |  |  |  |                    |                    |                         |                    |                    |                   |                    |                    |
| School                     |  |  |  |  |                    |                    |                         |                    |                    |                   |                    |                    |
| District                   |  |  |  | 67.4   | P                  | P                  |                         |                    |                    | 67.4              | P                  | P                  |
| Province                   |  |  |  | 67.4   |                    |                    |                         |                    |                    | 67.4              |                    |                    |
| <b>Percent of Passes</b>   |  |  |  |  |                    |                    |                         |                    |                    |                   |                    |                    |
| School                     |  |  |  |  |                    |                    |                         |                    |                    |                   |                    |                    |
| District                   |  |  |  | 100.0  | P                  | P                  |                         |                    |                    | 100.0             | P                  | P                  |
| Province                   |  |  |  | 100.0  |                    |                    |                         |                    |                    | 100.0             |                    |                    |

**Average Scores**

**Percent Passes**



\* Data from the High School Certification System. The results from supplementary courses are not reflected in these results. All students obtaining a score of 48 or 49 on the final mark, were adjusted to 50 and are reflected in the Final Mark column.

District 5 - Conseil scolaire francophone

#107 - École Ste-Anne, La Grand'Terre

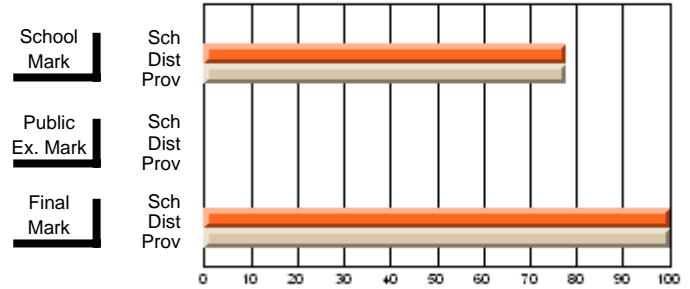
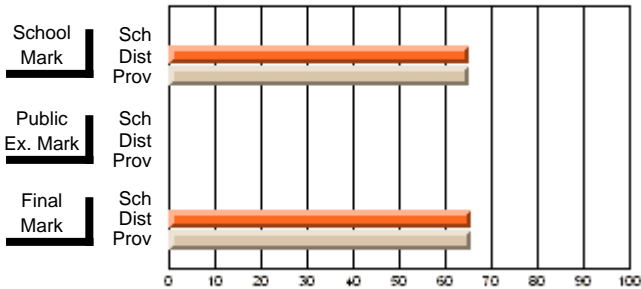
Grades: K-12

**Subject: Music**

|                          |  |  |  |  |                    |                    |                         |                    |                    |                   |                    |                    |
|--------------------------|--|--|--|--|--------------------|--------------------|-------------------------|--------------------|--------------------|-------------------|--------------------|--------------------|
| Course: MUSIQUE 2230     |  |  |  | School data has 5 or fewer students. Data withheld for reasons of confidentiality. |                    |                    |                         |                    |                    |                   |                    |                    |
| # students in course: 1  |  |  |  |  |                    |                    |                         |                    |                    |                   |                    |                    |
|                          |  |  |  | <b>School Mark</b>   | School vs District | School vs Province | <b>Public Exam Mark</b> | School vs District | School vs Province | <b>Final Mark</b> | School vs District | School vs Province |
| <b>Average Score</b>     |  |  |  |  |                    |                    |                         |                    |                    |                   |                    |                    |
| School                   |  |  |  |  |                    |                    |                         |                    |                    |                   |                    |                    |
| District                 |  |  |  | 65.1   | P                  | P                  |                         |                    |                    | 65.6              | P                  | P                  |
| Province                 |  |  |  | 65.1   |                    |                    |                         |                    |                    | 65.6              |                    |                    |
| <b>Percent of Passes</b> |  |  |  |  |                    |                    |                         |                    |                    |                   |                    |                    |
| School                   |  |  |  |  |                    |                    |                         |                    |                    |                   |                    |                    |
| District                 |  |  |  | 77.8   | P                  | P                  |                         |                    |                    | 100.0             | P                  | P                  |
| Province                 |  |  |  | 77.8   |                    |                    |                         |                    |                    | 100.0             |                    |                    |

**Average Scores**

**Percent Passes**



\* Data from the High School Certification System. The results from supplementary courses are not reflected in these results. All students obtaining a score of 48 or 49 on the final mark, were adjusted to 50 and are reflected in the Final Mark column.



District 5 - Conseil scolaire francophone

#107 - École Ste-Anne, La Grand'Terre

Grades: K-12

**Subject: Physical Education**

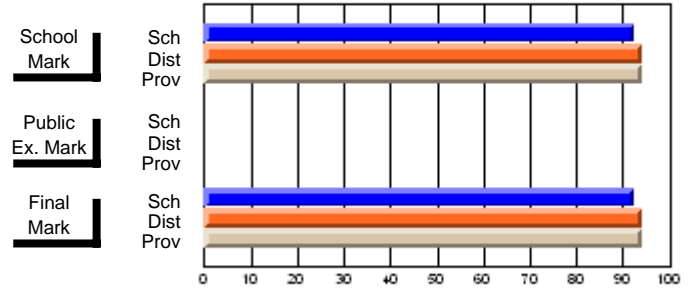
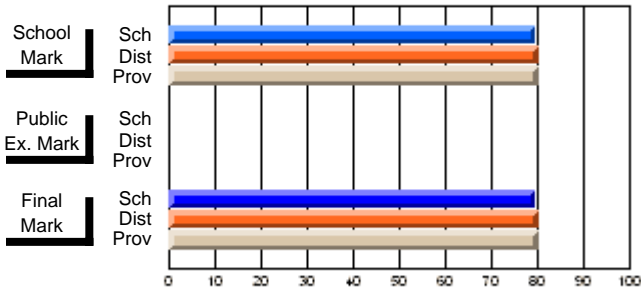
Course: L'YEDUCATION PHYSIQUE 1230

# students in course: 13

|                          | <b>School Mark</b> | School vs District | School vs Province | <b>Public Exam Mark</b> | School vs District | School vs Province | <b>Final Mark</b> | School vs District | School vs Province |
|--------------------------|--------------------|--------------------|--------------------|-------------------------|--------------------|--------------------|-------------------|--------------------|--------------------|
| <b>Average Score</b>     | <b>79.5</b>        |                    |                    |                         |                    |                    | <b>79.5</b>       |                    |                    |
| School                   | 79.5               |                    |                    |                         |                    |                    | 79.5              |                    |                    |
| District                 | 80.2               | q                  | q                  |                         |                    |                    | 80.2              | q                  | q                  |
| Province                 | 80.2               |                    |                    |                         |                    |                    | 80.2              |                    |                    |
| <b>Percent of Passes</b> | <b>92.3</b>        |                    |                    |                         |                    |                    | <b>92.3</b>       |                    |                    |
| School                   | 92.3               |                    |                    |                         |                    |                    | 92.3              |                    |                    |
| District                 | 94.1               | q                  | q                  |                         |                    |                    | 94.1              | q                  | q                  |
| Province                 | 94.1               |                    |                    |                         |                    |                    | 94.1              |                    |                    |

Average Scores

Percent Passes



\* Data from the High School Certification System. The results from supplementary courses are not reflected in these results. All students obtaining a score of 48 or 49 on the final mark, were adjusted to 50 and are reflected in the Final Mark column.

District 5 - Conseil scolaire francophone

#107 - École Ste-Anne, La Grand'Terre

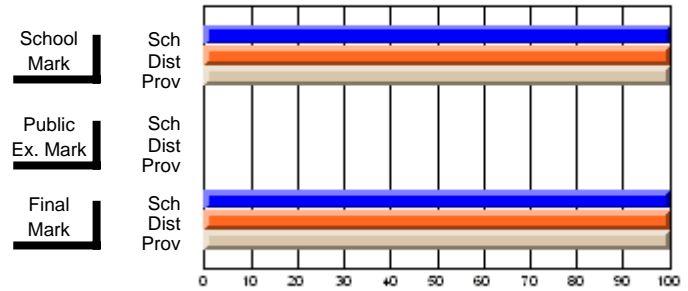
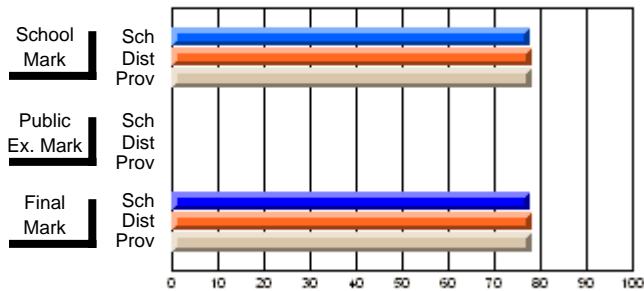
Grades: K-12

**Subject: Physical Education**

|  |                    |                    |                    |                         |                    |                    |                   |                    |                    |
|--|--------------------|--------------------|--------------------|-------------------------|--------------------|--------------------|-------------------|--------------------|--------------------|
| <b>Course: EDUCATION PHYSIQUE 2243</b> |                    |                    |                    |                         |                    |                    |                   |                    |                    |
| # students in course: 9                |                    |                    |                    |                         |                    |                    |                   |                    |                    |
|  | <b>School Mark</b> | School vs District | School vs Province | <b>Public Exam Mark</b> | School vs District | School vs Province | <b>Final Mark</b> | School vs District | School vs Province |
| <b>Average Score</b>                   |                    |                    |                    |                         |                    |                    |                   |                    |                    |
| School                                 | <b>77.6</b>        |                    |                    |                         |                    |                    | <b>77.6</b>       |                    |                    |
| District                               | 78.0               | q                  | q                  |                         |                    |                    | 78.0              | q                  | q                  |
| Province                               | 78.0               |                    |                    |                         |                    |                    | 78.0              |                    |                    |
| <b>Percent of Passes</b>               |                    |                    |                    |                         |                    |                    |                   |                    |                    |
| School                                 | <b>100.0</b>       |                    |                    |                         |                    |                    | <b>100.0</b>      |                    |                    |
| District                               | 100.0              | p                  | p                  |                         |                    |                    | 100.0             | p                  | p                  |
| Province                               | 100.0              |                    |                    |                         |                    |                    | 100.0             |                    |                    |

**Average Scores**

**Percent Passes**



\* Data from the High School Certification System. The results from supplementary courses are not reflected in these results. All students obtaining a score of 48 or 49 on the final mark, were adjusted to 50 and are reflected in the Final Mark column.

District 5 - Conseil scolaire francophone

#107 - École Ste-Anne, La Grand'Terre

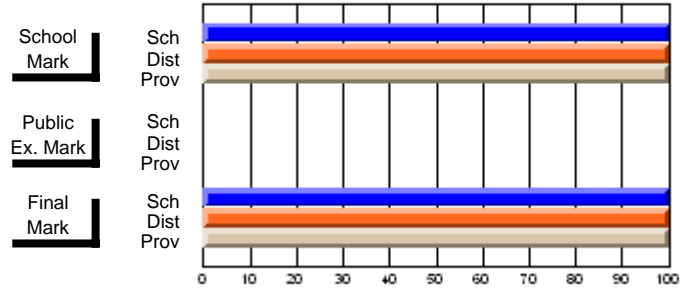
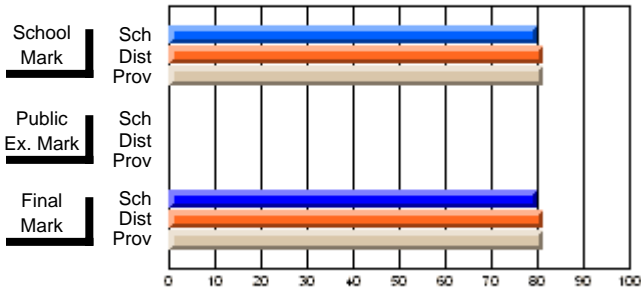
Grades: K-12

**Subject: Physical Education**

|                                 |                    |                    |                    |                         |                    |                    |                   |                    |                    |
|---------------------------------|--------------------|--------------------|--------------------|-------------------------|--------------------|--------------------|-------------------|--------------------|--------------------|
| Course: EDUCATION PHYSIQUE 3243 |                    |                    |                    |                         |                    |                    |                   |                    |                    |
| # students in course: 9         |                    |                    |                    |                         |                    |                    |                   |                    |                    |
|                                 | <b>School Mark</b> | School vs District | School vs Province | <b>Public Exam Mark</b> | School vs District | School vs Province | <b>Final Mark</b> | School vs District | School vs Province |
| <b>Average Score</b>            | <b>80.1</b>        |                    |                    |                         |                    |                    | <b>80.1</b>       |                    |                    |
| School                          | 81.3               | q                  | q                  |                         |                    |                    | 81.3              | q                  | q                  |
| District                        | 81.3               |                    |                    |                         |                    |                    | 81.3              |                    |                    |
| Province                        |                    |                    |                    |                         |                    |                    |                   |                    |                    |
| <b>Percent of Passes</b>        | <b>100.0</b>       |                    |                    |                         |                    |                    | <b>100.0</b>      |                    |                    |
| School                          | 100.0              | P                  | P                  |                         |                    |                    | 100.0             | P                  | P                  |
| District                        | 100.0              |                    |                    |                         |                    |                    | 100.0             |                    |                    |
| Province                        | 100.0              |                    |                    |                         |                    |                    | 100.0             |                    |                    |

**Average Scores**

**Percent Passes**



\* Data from the High School Certification System. The results from supplementary courses are not reflected in these results. All students obtaining a score of 48 or 49 on the final mark, were adjusted to 50 and are reflected in the Final Mark column.

District 5 - Conseil scolaire francophone

#107 - École Ste-Anne, La Grand'Terre

Grades: K-12

**Subject: Religious Education**

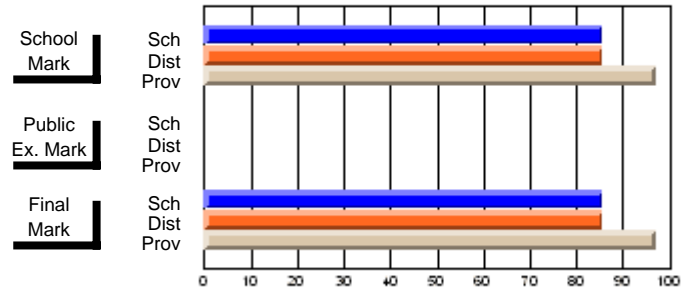
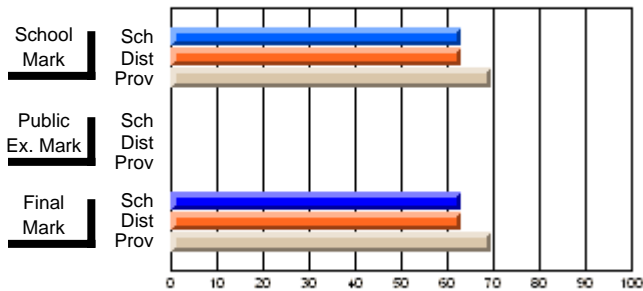
Course: RELIGIONS MONDAILES 3131

# students in course: 7

|                          | <b>School Mark</b> | School vs District | School vs Province | <b>Public Exam Mark</b> | School vs District | School vs Province | <b>Final Mark</b> | School vs District | School vs Province |
|--------------------------|--------------------|--------------------|--------------------|-------------------------|--------------------|--------------------|-------------------|--------------------|--------------------|
| <b>Average Score</b>     |                    |                    |                    |                         |                    |                    |                   |                    |                    |
| School                   | <b>62.9</b>        |                    |                    |                         |                    |                    | <b>62.9</b>       |                    |                    |
| District                 | 62.9               | P                  | Q                  |                         |                    |                    | 62.9              | P                  | Q                  |
| Province                 | 69.4               |                    |                    |                         |                    |                    | 69.4              |                    |                    |
| <b>Percent of Passes</b> |                    |                    |                    |                         |                    |                    |                   |                    |                    |
| School                   | <b>85.7</b>        |                    |                    |                         |                    |                    | <b>85.7</b>       |                    |                    |
| District                 | 85.7               | P                  | Q                  |                         |                    |                    | 85.7              | P                  | Q                  |
| Province                 | 97.2               |                    |                    |                         |                    |                    | 97.2              |                    |                    |

**Average Scores**

**Percent Passes**



\* Data from the High School Certification System. The results from supplementary courses are not reflected in these results. All students obtaining a score of 48 or 49 on the final mark, were adjusted to 50 and are reflected in the Final Mark column.

District 5 - Conseil scolaire francophone

#107 - École Ste-Anne, La Grand'Terre

Grades: K-12

**Subject: Religious Education**

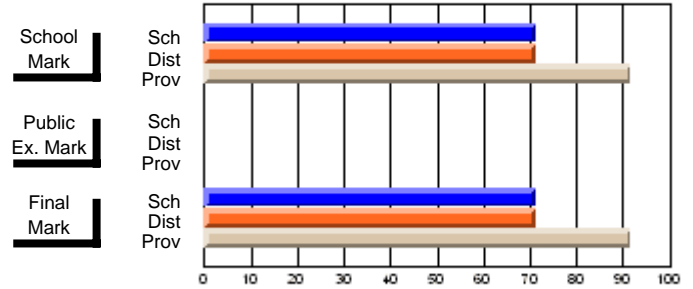
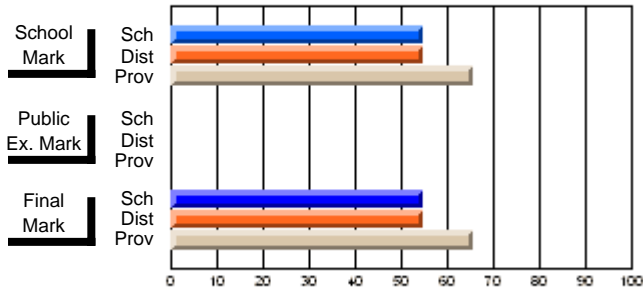
Course: RELIGIONS MONDIALES 3136

# students in course: 7

|                          | <b>School Mark</b> | School vs District | School vs Province | <b>Public Exam Mark</b> | School vs District | School vs Province | <b>Final Mark</b> | School vs District | School vs Province |
|--------------------------|--------------------|--------------------|--------------------|-------------------------|--------------------|--------------------|-------------------|--------------------|--------------------|
| <b>Average Score</b>     |                    |                    |                    |                         |                    |                    |                   |                    |                    |
| School                   | <b>54.6</b>        |                    |                    |                         |                    |                    | <b>54.6</b>       |                    |                    |
| District                 | 54.6               | p                  | q                  |                         |                    |                    | 54.6              | p                  | q                  |
| Province                 | 65.6               |                    |                    |                         |                    |                    | 65.6              |                    |                    |
| <b>Percent of Passes</b> |                    |                    |                    |                         |                    |                    |                   |                    |                    |
| School                   | <b>71.4</b>        |                    |                    |                         |                    |                    | <b>71.4</b>       |                    |                    |
| District                 | 71.4               | p                  | q                  |                         |                    |                    | 71.4              | p                  | q                  |
| Province                 | 91.7               |                    |                    |                         |                    |                    | 91.7              |                    |                    |

**Average Scores**

**Percent Passes**



\* Data from the High School Certification System. The results from supplementary courses are not reflected in these results. All students obtaining a score of 48 or 49 on the final mark, were adjusted to 50 and are reflected in the Final Mark column.

District 5 - Conseil scolaire francophone

#107 - École Ste-Anne, La Grand'Terre

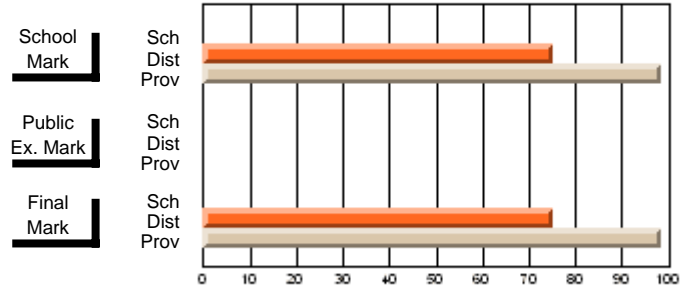
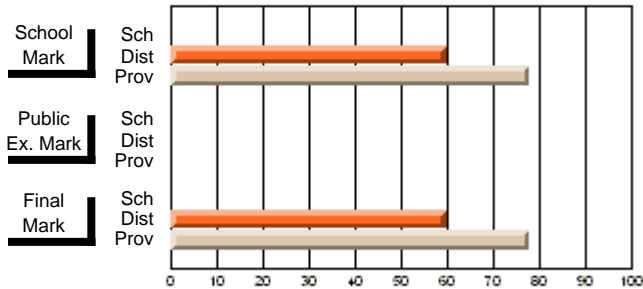
Grades: K-12

**Subject: Social Studies**

|                                 |  |  |  |  |                    |                    |                         |                    |                    |                   |                    |                    |
|---------------------------------|--|--|--|--|--------------------|--------------------|-------------------------|--------------------|--------------------|-------------------|--------------------|--------------------|
| Course: HISTOIRE DU CANADA 1231 |  |  |  | School data has 5 or fewer students. Data withheld for reasons of confidentiality. |                    |                    |                         |                    |                    |                   |                    |                    |
| # students in course: 4         |  |  |  |  |                    |                    |                         |                    |                    |                   |                    |                    |
|                                 |  |  |  | <b>School Mark</b>   | School vs District | School vs Province | <b>Public Exam Mark</b> | School vs District | School vs Province | <b>Final Mark</b> | School vs District | School vs Province |
| <b>Average Score</b>            |  |  |  |  |                    |                    |                         |                    |                    |                   |                    |                    |
| School                          |  |  |  |  |                    |                    |                         |                    |                    |                   |                    |                    |
| District                        |  |  |  | 59.8   | p                  | q                  |                         |                    |                    | 59.8              | p                  | q                  |
| Province                        |  |  |  | 77.7   |                    |                    |                         |                    |                    | 77.7              |                    |                    |
| <b>Percent of Passes</b>        |  |  |  |  |                    |                    |                         |                    |                    |                   |                    |                    |
| School                          |  |  |  |  |                    |                    |                         |                    |                    |                   |                    |                    |
| District                        |  |  |  | 75.0   | p                  | q                  |                         |                    |                    | 75.0              | p                  | q                  |
| Province                        |  |  |  | 98.4   |                    |                    |                         |                    |                    | 98.4              |                    |                    |

Average Scores

Percent Passes



\* Data from the High School Certification System. The results from supplementary courses are not reflected in these results. All students obtaining a score of 48 or 49 on the final mark, were adjusted to 50 and are reflected in the Final Mark column.

District 5 - Conseil scolaire francophone

#107 - École Ste-Anne, La Grand'Terre

Grades: K-12

**Subject: Social Studies**

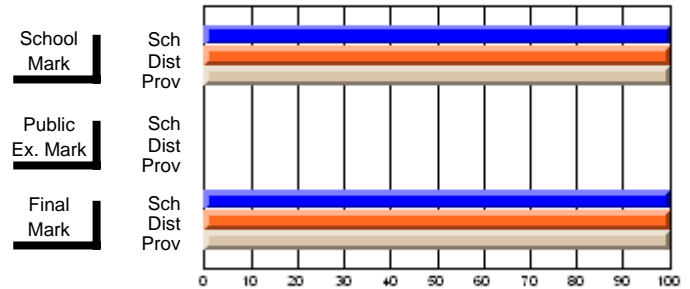
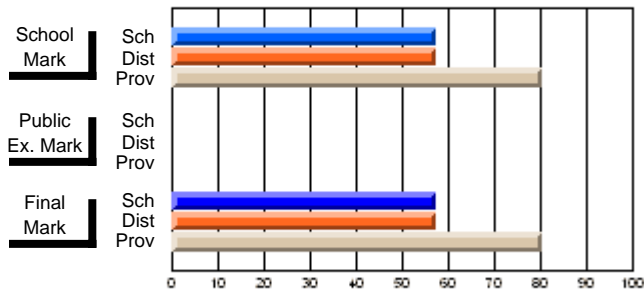
Course: HISTOIRE MONDIALE 2236

# students in course: 8

|                          | <b>School Mark</b> | School vs District | School vs Province | <b>Public Exam Mark</b> | School vs District | School vs Province | <b>Final Mark</b> | School vs District | School vs Province |
|--------------------------|--------------------|--------------------|--------------------|-------------------------|--------------------|--------------------|-------------------|--------------------|--------------------|
| <b>Average Score</b>     |                    |                    |                    |                         |                    |                    |                   |                    |                    |
| School                   | <b>57.3</b>        |                    |                    |                         |                    |                    | <b>57.3</b>       |                    |                    |
| District                 | 57.3               | P                  | Q                  |                         |                    |                    | 57.3              | P                  | Q                  |
| Province                 | 80.3               |                    |                    |                         |                    |                    | 80.3              |                    |                    |
| <b>Percent of Passes</b> |                    |                    |                    |                         |                    |                    |                   |                    |                    |
| School                   | <b>100.0</b>       |                    |                    |                         |                    |                    | <b>100.0</b>      |                    |                    |
| District                 | 100.0              | P                  | P                  |                         |                    |                    | 100.0             | P                  | P                  |
| Province                 | 100.0              |                    |                    |                         |                    |                    | 100.0             |                    |                    |

Average Scores

Percent Passes



\* Data from the High School Certification System. The results from supplementary courses are not reflected in these results. All students obtaining a score of 48 or 49 on the final mark, were adjusted to 50 and are reflected in the Final Mark column.

District 5 - Conseil scolaire francophone

#107 - École Ste-Anne, La Grand'Terre

Grades: K-12

**Subject: Social Studies**

| Course: HISTOIRE MONDIALE 3231 |                    |                    |                    |
|--------------------------------|--------------------|--------------------|--------------------|
| # students in course: 10       |                    |                    |                    |
| <b>Average Score</b>           | <b>School Mark</b> | School vs District | School vs Province |
| School                         | <b>67.8</b>        |                    |                    |
| District                       | 67.8               | P                  | Q                  |
| Province                       | 77.4               |                    |                    |
| <b>Percent of Passes</b>       |                    |                    |                    |
| School                         | <b>100.0</b>       |                    |                    |
| District                       | 100.0              | P                  | P                  |
| Province                       | 97.5               |                    |                    |

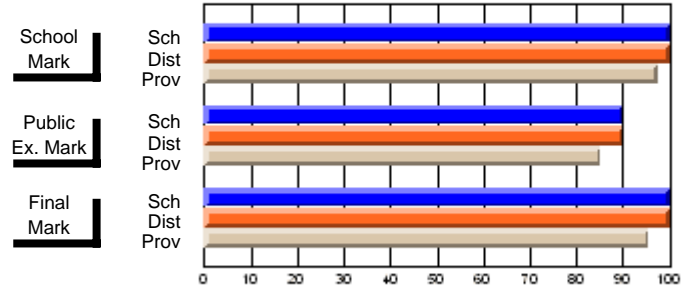
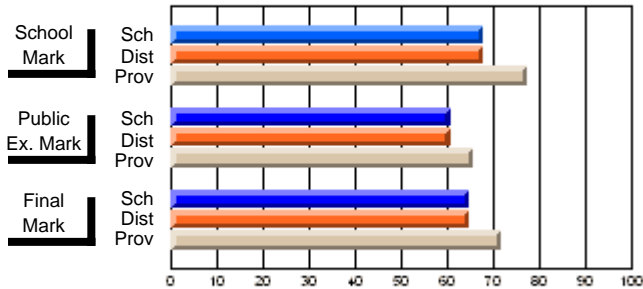
| <b>Public Exam Mark</b> | School vs District | School vs Province |
|-------------------------|--------------------|--------------------|
| <b>60.6</b>             |                    |                    |
| 60.6                    | P                  | Q                  |
| 65.8                    |                    |                    |
| <b>90.0</b>             |                    |                    |
| 90.0                    | P                  | P                  |
| 85.2                    |                    |                    |

| <b>Final Mark</b> | School vs District | School vs Province |
|-------------------|--------------------|--------------------|
| <b>64.7</b>       |                    |                    |
| 64.7              | P                  | Q                  |
| 71.7              |                    |                    |
| <b>100.0</b>      |                    |                    |
| 100.0             | P                  | P                  |
| 95.6              |                    |                    |

Average Scores

Percent Passes



\* Data from the High School Certification System. The results from supplementary courses are not reflected in these results. All students obtaining a score of 48 or 49 on the final mark, were adjusted to 50 and are reflected in the Final Mark column.



District 5 - Conseil scolaire francophone

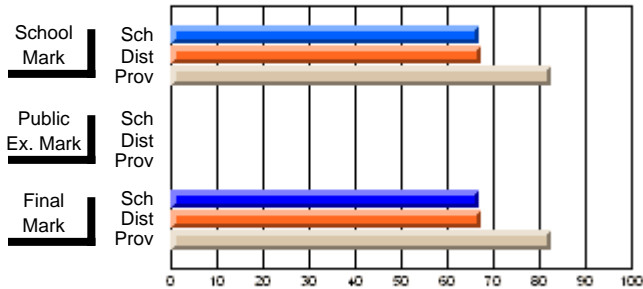
#107 - École Ste-Anne, La Grand'Terre

Grades: K-12

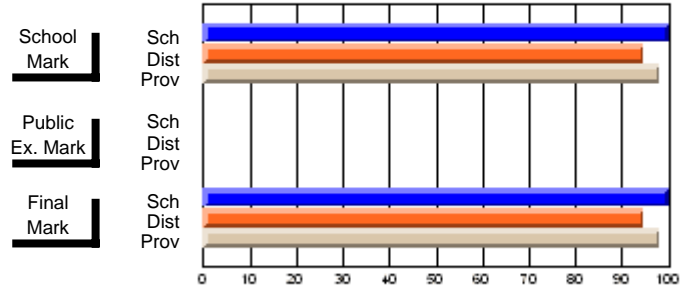
**Subject: Guidance**

|                              |  |                    |                    |                    |   |  |                         |                    |                    |  |  |                   |                    |                    |
|------------------------------|--|--------------------|--------------------|--------------------|---|--|-------------------------|--------------------|--------------------|--|--|-------------------|--------------------|--------------------|
| Course: CARRIERE ET VIE 2231 |  |                    |                    |                    |   |  |                         |                    |                    |  |  |                   |                    |                    |
| # students in course: 11     |  |                    |                    |                    |   |  |                         |                    |                    |  |  |                   |                    |                    |
|                              |  | <b>School Mark</b> | School vs District | School vs Province |   |  | <b>Public Exam Mark</b> | School vs District | School vs Province |  |  | <b>Final Mark</b> | School vs District | School vs Province |
| <b>Average Score</b>         |  | School             | 66.7               |                    |   |  |                         |                    |                    |  |  | 66.7              |                    |                    |
|                              |  | District           | 67.3               | q                  | q |  |                         |                    |                    |  |  | 67.3              | q                  | q                  |
|                              |  | Province           | 82.4               |                    |   |  |                         |                    |                    |  |  | 82.4              |                    |                    |
| <b>Percent of Passes</b>     |  | School             | 100.0              |                    |   |  |                         |                    |                    |  |  | 100.0             |                    |                    |
|                              |  | District           | 94.7               | p                  | p |  |                         |                    |                    |  |  | 94.7              | p                  | p                  |
|                              |  | Province           | 98.1               |                    |   |  |                         |                    |                    |  |  | 98.1              |                    |                    |

**Average Scores**



**Percent Passes**



\* Data from the High School Certification System. The results from supplementary courses are not reflected in these results. All students obtaining a score of 48 or 49 on the final mark, were adjusted to 50 and are reflected in the Final Mark column.

District 5 - Conseil scolaire francophone

#107 - École Ste-Anne, La Grand'Terre

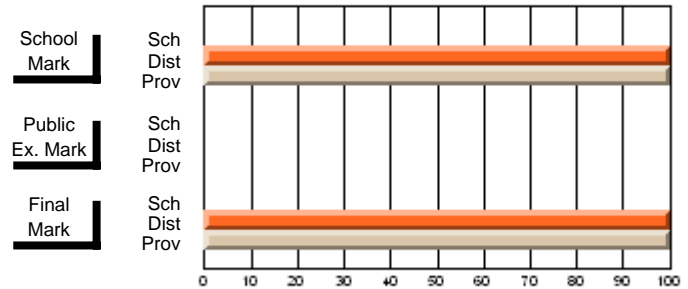
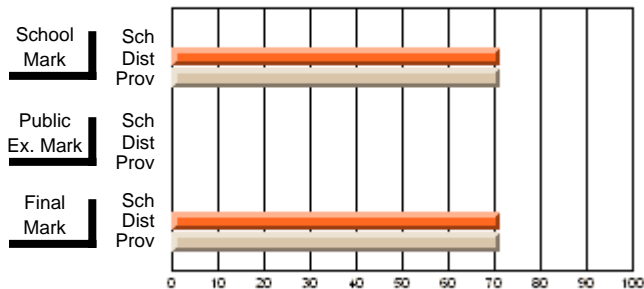
Grades: K-12

**Subject: Français langue première**

|                                    |  |  |  |  |                    |                    |                         |                    |                    |                   |                    |                    |
|------------------------------------|--|--|--|--|--------------------|--------------------|-------------------------|--------------------|--------------------|-------------------|--------------------|--------------------|
| Course: FRENCH FIRST LANGUAGE 1230 |  |  |  | School data has 5 or fewer students. Data withheld for reasons of confidentiality. |                    |                    |                         |                    |                    |                   |                    |                    |
| # students in course: 5            |  |  |  |  |                    |                    |                         |                    |                    |                   |                    |                    |
|                                    |  |  |  | <b>School Mark</b>   | School vs District | School vs Province | <b>Public Exam Mark</b> | School vs District | School vs Province | <b>Final Mark</b> | School vs District | School vs Province |
| <b>Average Score</b>               |  |  |  |  |                    |                    |                         |                    |                    |                   |                    |                    |
| School                             |  |  |  |  |                    |                    |                         |                    |                    |                   |                    |                    |
| District                           |  |  |  | 71.4   | q                  | q                  |                         |                    |                    | 71.4              | q                  | q                  |
| Province                           |  |  |  | 71.4   |                    |                    |                         |                    |                    | 71.4              |                    |                    |
| <b>Percent of Passes</b>           |  |  |  |  |                    |                    |                         |                    |                    |                   |                    |                    |
| School                             |  |  |  |  |                    |                    |                         |                    |                    |                   |                    |                    |
| District                           |  |  |  | 100.0  | p                  | p                  |                         |                    |                    | 100.0             | p                  | p                  |
| Province                           |  |  |  | 100.0  |                    |                    |                         |                    |                    | 100.0             |                    |                    |

**Average Scores**

**Percent Passes**



\* Data from the High School Certification System. The results from supplementary courses are not reflected in these results. All students obtaining a score of 48 or 49 on the final mark, were adjusted to 50 and are reflected in the Final Mark column.

District 5 - Conseil scolaire francophone

#107 - École Ste-Anne, La Grand'Terre

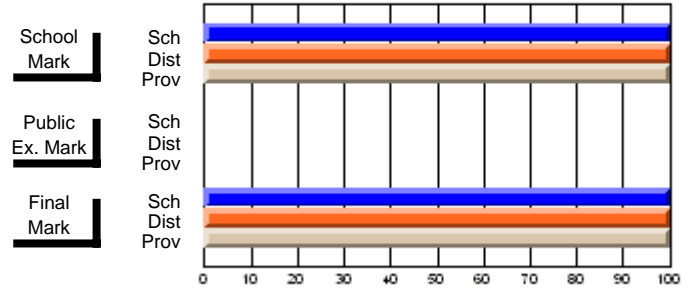
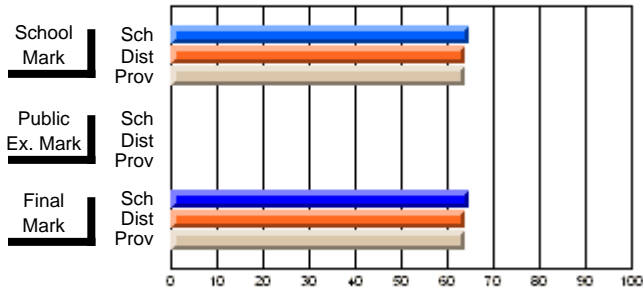
Grades: K-12

**Subject: Français langue première**

| Course: FRENCH FIRST LANGUAGE 2230 |              |                    |                    |                  |                    |                    |              |                    |                    |
|------------------------------------|--------------|--------------------|--------------------|------------------|--------------------|--------------------|--------------|--------------------|--------------------|
| # students in course: 9            | School Mark  | School vs District | School vs Province | Public Exam Mark | School vs District | School vs Province | Final Mark   | School vs District | School vs Province |
| <b>Average Score</b>               |              |                    |                    |                  |                    |                    |              |                    |                    |
| School                             | <b>64.6</b>  |                    |                    |                  |                    |                    | <b>64.6</b>  |                    |                    |
| District                           | 63.8         | P                  | P                  |                  |                    |                    | 63.8         | P                  | P                  |
| Province                           | 63.8         |                    |                    |                  |                    |                    | 63.8         |                    |                    |
| <b>Percent of Passes</b>           |              |                    |                    |                  |                    |                    |              |                    |                    |
| School                             | <b>100.0</b> |                    |                    |                  |                    |                    | <b>100.0</b> |                    |                    |
| District                           | 100.0        | P                  | P                  |                  |                    |                    | 100.0        | P                  | P                  |
| Province                           | 100.0        |                    |                    |                  |                    |                    | 100.0        |                    |                    |

**Average Scores**

**Percent Passes**



\* Data from the High School Certification System. The results from supplementary courses are not reflected in these results. All students obtaining a score of 48 or 49 on the final mark, were adjusted to 50 and are reflected in the Final Mark column.

District 5 - Conseil scolaire francophone

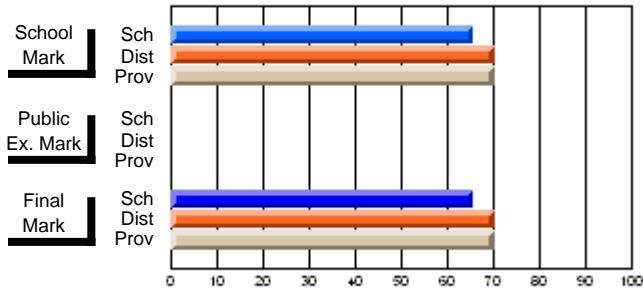
#107 - École Ste-Anne, La Grand'Terre

Grades: K-12

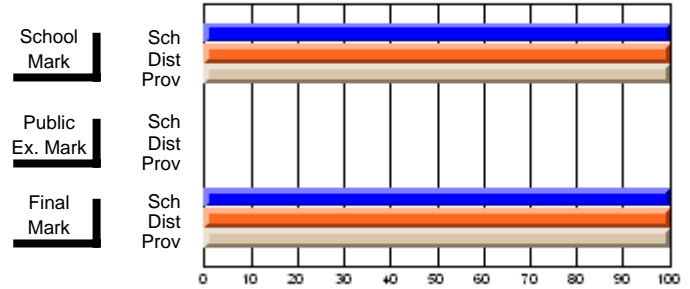
**Subject: Français langue première**

| Course: FRENCH FIRST LANGUAGE 3230 |              |                    |                    |                  |                    |                    |              |                    |                    |
|------------------------------------|--------------|--------------------|--------------------|------------------|--------------------|--------------------|--------------|--------------------|--------------------|
| # students in course: 9            | School Mark  | School vs District | School vs Province | Public Exam Mark | School vs District | School vs Province | Final Mark   | School vs District | School vs Province |
| <b>Average Score</b>               |              |                    |                    |                  |                    |                    |              |                    |                    |
| School                             | <b>65.7</b>  |                    |                    |                  |                    |                    | <b>65.7</b>  |                    |                    |
| District                           | 70.2         | q                  | q                  |                  |                    |                    | 70.2         | q                  | q                  |
| Province                           | 70.2         |                    |                    |                  |                    |                    | 70.2         |                    |                    |
| <b>Percent of Passes</b>           |              |                    |                    |                  |                    |                    |              |                    |                    |
| School                             | <b>100.0</b> |                    |                    |                  |                    |                    | <b>100.0</b> |                    |                    |
| District                           | 100.0        | p                  | p                  |                  |                    |                    | 100.0        | p                  | p                  |
| Province                           | 100.0        |                    |                    |                  |                    |                    | 100.0        |                    |                    |

**Average Scores**



**Percent Passes**



\* Data from the High School Certification System. The results from supplementary courses are not reflected in these results. All students obtaining a score of 48 or 49 on the final mark, were adjusted to 50 and are reflected in the Final Mark column.

District 5 - Conseil scolaire francophone

#107 - École Ste-Anne, La Grand'Terre

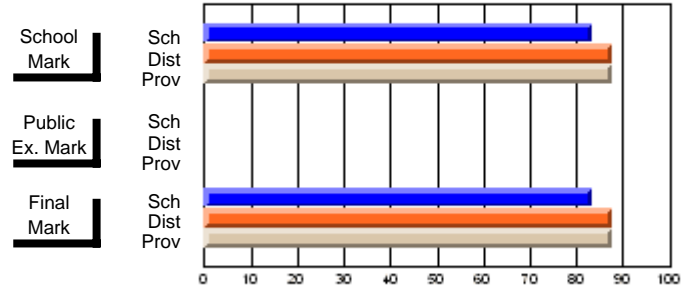
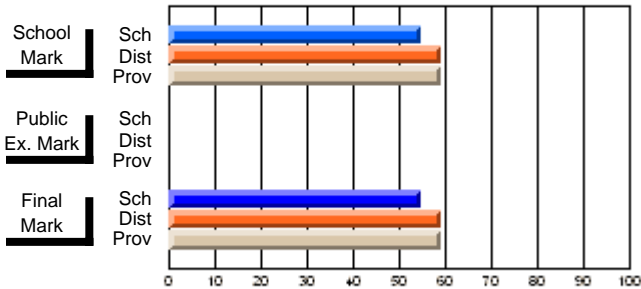
Grades: K-12

**Subject: Science**

| Course: SCIENCES INTEGREES 1236 |             |                    |                    |                  |                    |                    |             |                    |                    |
|---------------------------------|-------------|--------------------|--------------------|------------------|--------------------|--------------------|-------------|--------------------|--------------------|
| # students in course: 6         | School Mark | School vs District | School vs Province | Public Exam Mark | School vs District | School vs Province | Final Mark  | School vs District | School vs Province |
| <b>Average Score</b>            |             |                    |                    |                  |                    |                    |             |                    |                    |
| School                          | <b>54.8</b> |                    |                    |                  |                    |                    | <b>54.8</b> |                    |                    |
| District                        | 59.0        | q                  | q                  |                  |                    |                    | 59.0        | q                  | q                  |
| Province                        | 59.0        |                    |                    |                  |                    |                    | 59.0        |                    |                    |
| <b>Percent of Passes</b>        |             |                    |                    |                  |                    |                    |             |                    |                    |
| School                          | <b>83.3</b> |                    |                    |                  |                    |                    | <b>83.3</b> |                    |                    |
| District                        | 87.5        | q                  | q                  |                  |                    |                    | 87.5        | q                  | q                  |
| Province                        | 87.5        |                    |                    |                  |                    |                    | 87.5        |                    |                    |

**Average Scores**

**Percent Passes**



\* Data from the High School Certification System. The results from supplementary courses are not reflected in these results. All students obtaining a score of 48 or 49 on the final mark, were adjusted to 50 and are reflected in the Final Mark column.

District 5 - Conseil scolaire francophone

#107 - École Ste-Anne, La Grand'Terre

Grades: K-12

**Subject: Science**

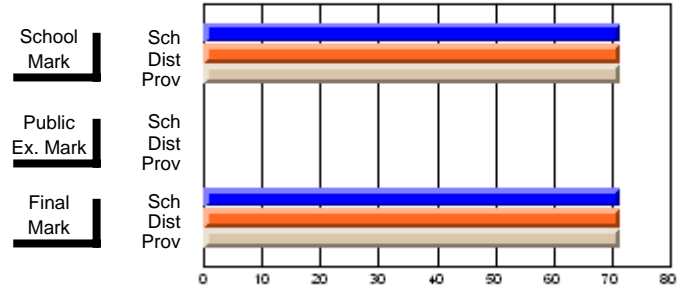
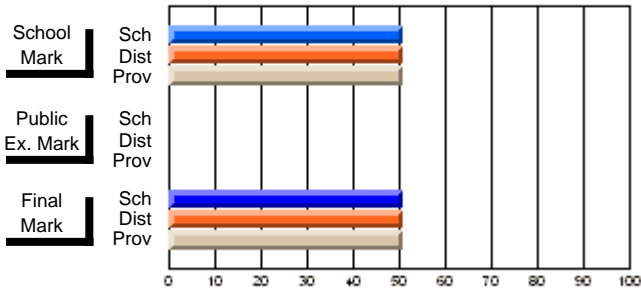
Course: BIOLOGIE 2231

# students in course: 7

|                          | <b>School Mark</b> | School vs District | School vs Province | <b>Public Exam Mark</b> | School vs District | School vs Province | <b>Final Mark</b> | School vs District | School vs Province |
|--------------------------|--------------------|--------------------|--------------------|-------------------------|--------------------|--------------------|-------------------|--------------------|--------------------|
| <b>Average Score</b>     |                    |                    |                    |                         |                    |                    |                   |                    |                    |
| School                   | <b>51.0</b>        |                    |                    |                         |                    |                    | <b>51.0</b>       |                    |                    |
| District                 | 51.0               | P                  | P                  |                         |                    |                    | 51.0              | P                  | P                  |
| Province                 | 51.0               |                    |                    |                         |                    |                    | 51.0              |                    |                    |
| <b>Percent of Passes</b> |                    |                    |                    |                         |                    |                    |                   |                    |                    |
| School                   | <b>71.4</b>        |                    |                    |                         |                    |                    | <b>71.4</b>       |                    |                    |
| District                 | 71.4               | P                  | P                  |                         |                    |                    | 71.4              | P                  | P                  |
| Province                 | 71.4               |                    |                    |                         |                    |                    | 71.4              |                    |                    |

**Average Scores**

**Percent Passes**



\* Data from the High School Certification System. The results from supplementary courses are not reflected in these results. All students obtaining a score of 48 or 49 on the final mark, were adjusted to 50 and are reflected in the Final Mark column.

District 5 - Conseil scolaire francophone

#107 - École Ste-Anne, La Grand'Terre

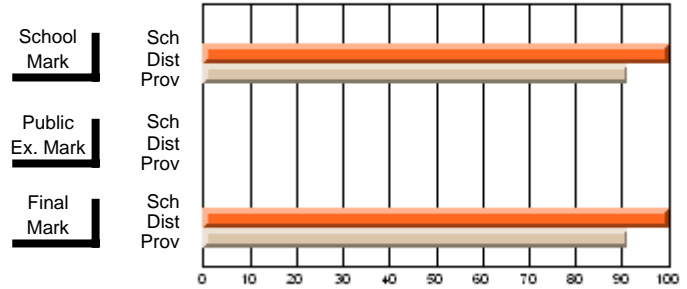
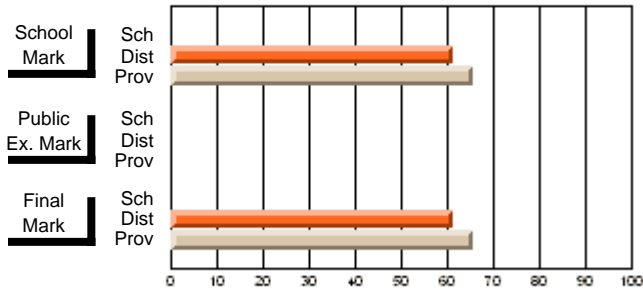
Grades: K-12

**Subject: Science**

|                                    |  |                    |                    |  |                         |                    |                    |                   |                    |                    |  |
|------------------------------------|--|--------------------|--------------------|--|-------------------------|--------------------|--------------------|-------------------|--------------------|--------------------|--|
| Course: ENVIRONMENTAL SCIENCE 3205 |  |                    |                    | School data has 5 or fewer students. Data withheld for reasons of confidentiality. |                         |                    |                    |                   |                    |                    |  |
| # students in course: 5            |  |                    |                    |  |                         |                    |                    |                   |                    |                    |  |
|                                    |  | <b>School Mark</b> | School vs District | School vs Province   | <b>Public Exam Mark</b> | School vs District | School vs Province | <b>Final Mark</b> | School vs District | School vs Province |  |
| <b>Average Score</b>               |  |                    |                    |  |                         |                    |                    |                   |                    |                    |  |
| School                             |  |                    |                    |  |                         |                    |                    |                   |                    |                    |  |
| District                           |  | 61.2               | P                  | Q  |                         |                    |                    | 61.2              | P                  | Q                  |  |
| Province                           |  | 65.6               |                    |  |                         |                    |                    | 65.6              |                    |                    |  |
| <b>Percent of Passes</b>           |  |                    |                    |  |                         |                    |                    |                   |                    |                    |  |
| School                             |  |                    |                    |  |                         |                    |                    |                   |                    |                    |  |
| District                           |  | 100.0              | P                  | P  |                         |                    |                    | 100.0             | P                  | P                  |  |
| Province                           |  | 91.3               |                    |  |                         |                    |                    | 91.3              |                    |                    |  |

Average Scores

Percent Passes



\* Data from the High School Certification System. The results from supplementary courses are not reflected in these results. All students obtaining a score of 48 or 49 on the final mark, were adjusted to 50 and are reflected in the Final Mark column.

District 5 - Conseil scolaire francophone

#107 - École Ste-Anne, La Grand'Terre

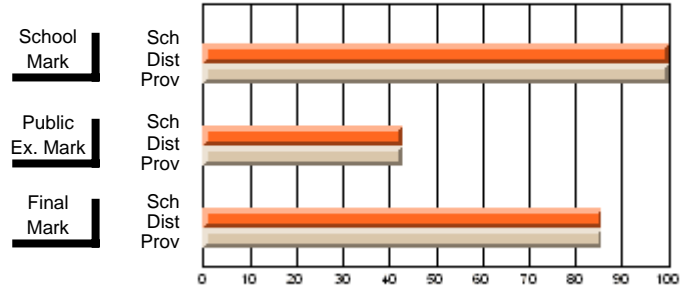
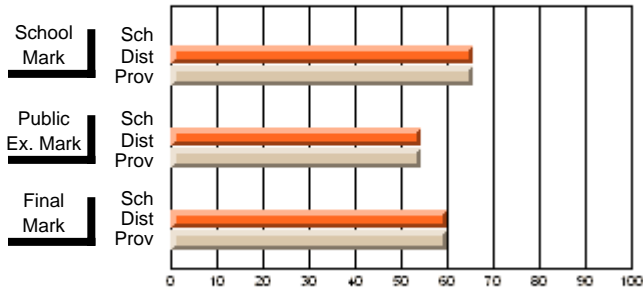
Grades: K-12

**Subject: Science**

|                          |                    |                    |                    |  |                    |                    |                   |                    |                    |
|--------------------------|--------------------|--------------------|--------------------|--|--------------------|--------------------|-------------------|--------------------|--------------------|
| Course: BIOLOGIE 3231    |                    |                    |                    | School data has 5 or fewer students. Data withheld for reasons of confidentiality. |                    |                    |                   |                    |                    |
| # students in course: 5  | <b>School Mark</b> | School vs District | School vs Province | <b>Public Exam Mark</b>  | School vs District | School vs Province | <b>Final Mark</b> | School vs District | School vs Province |
| <b>Average Score</b>     |                    |                    |                    |  |                    |                    |                   |                    |                    |
| School                   |                    |                    |                    |  |                    |                    |                   |                    |                    |
| District                 | 65.6               | q                  | q                  | 54.1   | q                  | q                  | 60.1              | q                  | q                  |
| Province                 | 65.6               |                    |                    | 54.1   |                    |                    | 60.1              |                    |                    |
| <b>Percent of Passes</b> |                    |                    |                    |  |                    |                    |                   |                    |                    |
| School                   |                    |                    |                    |  |                    |                    |                   |                    |                    |
| District                 | 100.0              | p                  | p                  | 42.9   | q                  | q                  | 85.7              | q                  | q                  |
| Province                 | 100.0              |                    |                    | 42.9   |                    |                    | 85.7              |                    |                    |

**Average Scores**

**Percent Passes**



\* Data from the High School Certification System. The results from supplementary courses are not reflected in these results. All students obtaining a score of 48 or 49 on the final mark, were adjusted to 50 and are reflected in the Final Mark column.



District 5 - Conseil scolaire francophone

#107 - École Ste-Anne, La Grand'Terre

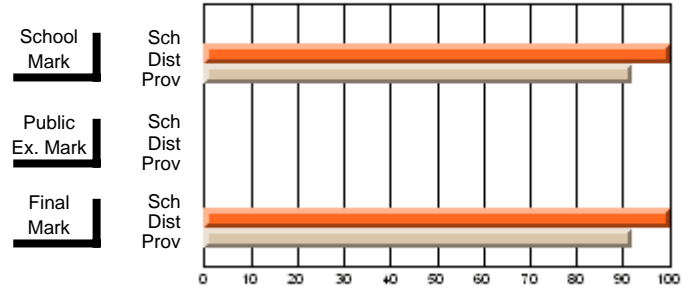
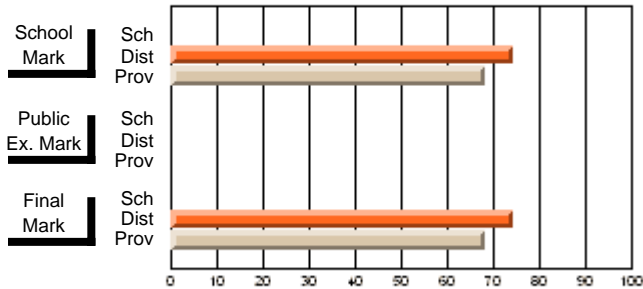
Grades: K-12

**Subject: English Language**

|                          |  |  |  |  |                    |                    |                         |                    |                    |                   |                    |                    |
|--------------------------|--|--|--|--|--------------------|--------------------|-------------------------|--------------------|--------------------|-------------------|--------------------|--------------------|
| Course: ENGLISH 1201     |  |  |  | School data has 5 or fewer students. Data withheld for reasons of confidentiality. |                    |                    |                         |                    |                    |                   |                    |                    |
| # students in course: 4  |  |  |  |  |                    |                    |                         |                    |                    |                   |                    |                    |
|                          |  |  |  | <b>School Mark</b>   | School vs District | School vs Province | <b>Public Exam Mark</b> | School vs District | School vs Province | <b>Final Mark</b> | School vs District | School vs Province |
| <b>Average Score</b>     |  |  |  |  |                    |                    |                         |                    |                    |                   |                    |                    |
| School                   |  |  |  |  |                    |                    |                         |                    |                    |                   |                    |                    |
| District                 |  |  |  | 74.2   | P                  | P                  |                         |                    |                    | 74.2              | P                  | P                  |
| Province                 |  |  |  | 68.3   |                    |                    |                         |                    |                    | 68.3              |                    |                    |
| <b>Percent of Passes</b> |  |  |  |  |                    |                    |                         |                    |                    |                   |                    |                    |
| School                   |  |  |  |  |                    |                    |                         |                    |                    |                   |                    |                    |
| District                 |  |  |  | 100.0  | P                  | P                  |                         |                    |                    | 100.0             | P                  | P                  |
| Province                 |  |  |  | 91.8   |                    |                    |                         |                    |                    | 91.9              |                    |                    |

**Average Scores**

**Percent Passes**



\* Data from the High School Certification System. The results from supplementary courses are not reflected in these results. All students obtaining a score of 48 or 49 on the final mark, were adjusted to 50 and are reflected in the Final Mark column.

District 5 - Conseil scolaire francophone

#107 - École Ste-Anne, La Grand'Terre

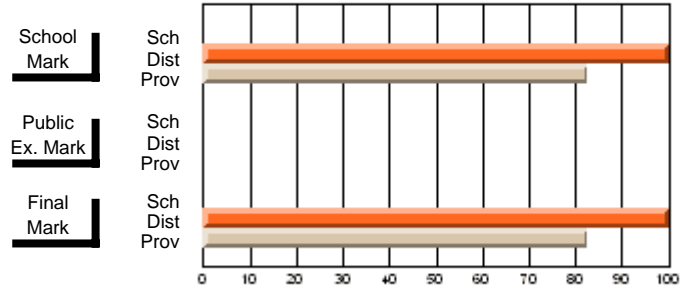
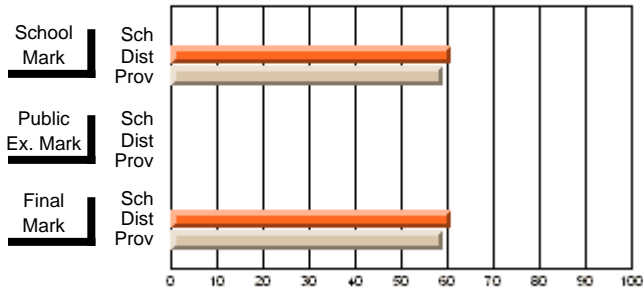
Grades: K-12

**Subject: English Language**

|                          |                    |                    |                    |  |                    |                    |                   |                    |                    |
|--------------------------|--------------------|--------------------|--------------------|--|--------------------|--------------------|-------------------|--------------------|--------------------|
| Course: ENGLISH 1202     |                    |                    |                    | School data has 5 or fewer students. Data withheld for reasons of confidentiality. |                    |                    |                   |                    |                    |
| # students in course: 1  | <b>School Mark</b> | School vs District | School vs Province | <b>Public Exam Mark</b>  | School vs District | School vs Province | <b>Final Mark</b> | School vs District | School vs Province |
| <b>Average Score</b>     |                    |                    |                    |  |                    |                    |                   |                    |                    |
| School                   |                    |                    |                    |  |                    |                    |                   |                    |                    |
| District                 | 61.0               | P                  | P                  |  |                    |                    | 61.0              | P                  | P                  |
| Province                 | 59.2               |                    |                    |  |                    |                    | 59.2              |                    |                    |
| <b>Percent of Passes</b> |                    |                    |                    |  |                    |                    |                   |                    |                    |
| School                   |                    |                    |                    |  |                    |                    |                   |                    |                    |
| District                 | 100.0              | P                  | P                  |  |                    |                    | 100.0             | P                  | P                  |
| Province                 | 82.6               |                    |                    |  |                    |                    | 82.6              |                    |                    |

Average Scores

Percent Passes



\* Data from the High School Certification System. The results from supplementary courses are not reflected in these results. All students obtaining a score of 48 or 49 on the final mark, were adjusted to 50 and are reflected in the Final Mark column.

District 5 - Conseil scolaire francophone

#107 - École Ste-Anne, La Grand'Terre

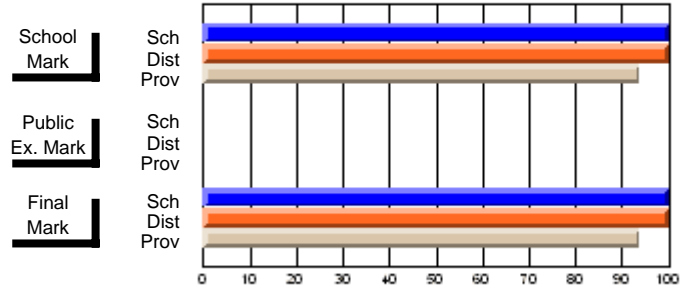
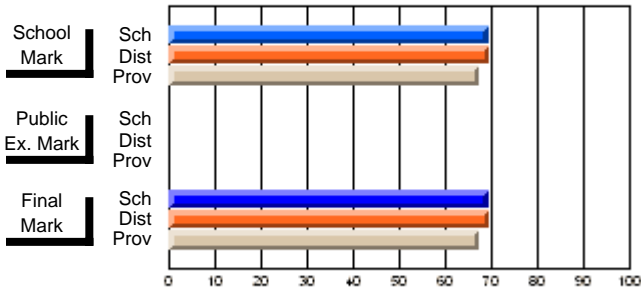
Grades: K-12

**Subject: English Language**

|                          |  |                    |                    |                    |  |  |                         |                    |                    |  |  |                   |                    |                    |
|--------------------------|--|--------------------|--------------------|--------------------|--|--|-------------------------|--------------------|--------------------|--|--|-------------------|--------------------|--------------------|
| Course: ENGLISH 2201     |  |                    |                    |                    |  |  |                         |                    |                    |  |  |                   |                    |                    |
| # students in course: 7  |  |                    |                    |                    |  |  |                         |                    |                    |  |  |                   |                    |                    |
|                          |  | <b>School Mark</b> | School vs District | School vs Province |  |  | <b>Public Exam Mark</b> | School vs District | School vs Province |  |  | <b>Final Mark</b> | School vs District | School vs Province |
| <b>Average Score</b>     |  |                    |                    |                    |  |  |                         |                    |                    |  |  |                   |                    |                    |
| School                   |  | <b>69.3</b>        |                    |                    |  |  |                         |                    |                    |  |  | <b>69.3</b>       |                    |                    |
| District                 |  | 69.5               | q                  | P                  |  |  |                         |                    |                    |  |  | 69.5              | q                  | P                  |
| Province                 |  | 67.4               |                    |                    |  |  |                         |                    |                    |  |  | 67.4              |                    |                    |
| <b>Percent of Passes</b> |  |                    |                    |                    |  |  |                         |                    |                    |  |  |                   |                    |                    |
| School                   |  | <b>100.0</b>       |                    |                    |  |  |                         |                    |                    |  |  | <b>100.0</b>      |                    |                    |
| District                 |  | 100.0              | P                  | P                  |  |  |                         |                    |                    |  |  | 100.0             | P                  | P                  |
| Province                 |  | 93.9               |                    |                    |  |  |                         |                    |                    |  |  | 93.9              |                    |                    |

**Average Scores**

**Percent Passes**



\* Data from the High School Certification System. The results from supplementary courses are not reflected in these results. All students obtaining a score of 48 or 49 on the final mark, were adjusted to 50 and are reflected in the Final Mark column.

District 5 - Conseil scolaire francophone

#107 - École Ste-Anne, La Grand'Terre

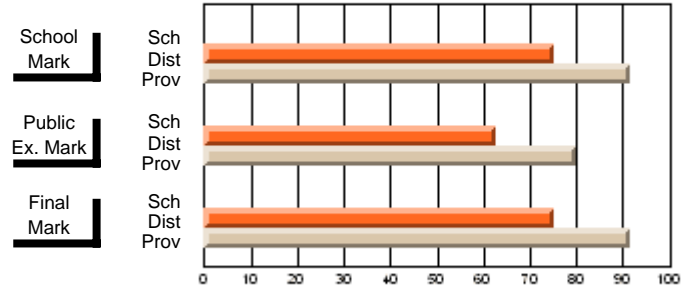
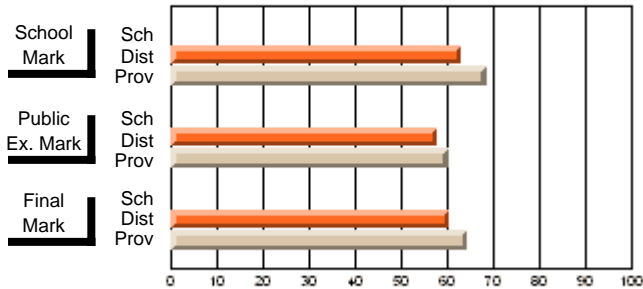
Grades: K-12

**Subject: English Language**

|                         |                          |                    |                    |  |                    |                    |                   |                    |                    |   |
|-------------------------|--------------------------|--------------------|--------------------|--|--------------------|--------------------|-------------------|--------------------|--------------------|---|
| Course: ENGLISH 3201    |                          |                    |                    | School data has 5 or fewer students. Data withheld for reasons of confidentiality. |                    |                    |                   |                    |                    |   |
| # students in course: 5 | <b>School Mark</b>       | School vs District | School vs Province | <b>Public Exam Mark</b>  | School vs District | School vs Province | <b>Final Mark</b> | School vs District | School vs Province |   |
|                         | <b>Average Score</b>     |                    |                    |  |                    |                    |                   |                    |                    |   |
|                         | School                   |                    |                    |  |                    |                    |                   |                    |                    |   |
|                         | District                 | 62.9               | q                  | q  | 57.8               | q                  | q                 | 60.5               | q                  | q |
|                         | Province                 | 68.4               |                    |  | 60.2               |                    |                   | 64.2               |                    |   |
|                         | <b>Percent of Passes</b> |                    |                    |  |                    |                    |                   |                    |                    |   |
| School                  |                          |                    |                    |  |                    |                    |                   |                    |                    |   |
| District                | 75.0                     | q                  | q                  | 62.5   | q                  | q                  | 75.0              | q                  | q                  |   |
| Province                | 91.6                     |                    |                    | 80.0   |                    |                    | 91.5              |                    |                    |   |

**Average Scores**

**Percent Passes**



\* Data from the High School Certification System. The results from supplementary courses are not reflected in these results. All students obtaining a score of 48 or 49 on the final mark, were adjusted to 50 and are reflected in the Final Mark column.

District 5 - Conseil scolaire francophone

#107 - École Ste-Anne, La Grand'Terre

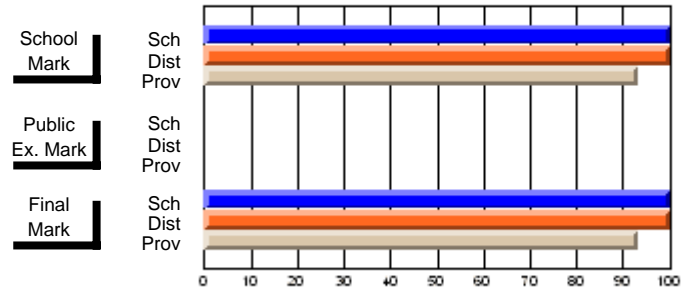
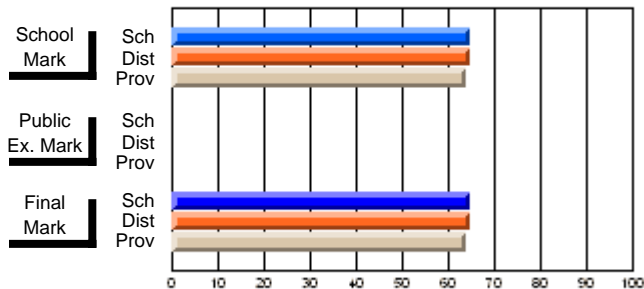
Grades: K-12

**Subject: English Language**

|                          |                    |                    |                    |                         |                    |                    |                   |                    |                    |
|--------------------------|--------------------|--------------------|--------------------|-------------------------|--------------------|--------------------|-------------------|--------------------|--------------------|
| Course: ENGLISH 3202     |                    |                    |                    |                         |                    |                    |                   |                    |                    |
| # students in course: 6  |                    |                    |                    |                         |                    |                    |                   |                    |                    |
|                          | <b>School Mark</b> | School vs District | School vs Province | <b>Public Exam Mark</b> | School vs District | School vs Province | <b>Final Mark</b> | School vs District | School vs Province |
| <b>Average Score</b>     |                    |                    |                    |                         |                    |                    |                   |                    |                    |
| School                   | <b>64.7</b>        |                    |                    |                         |                    |                    | <b>64.7</b>       |                    |                    |
| District                 | 64.7               | P                  | P                  |                         |                    |                    | 64.7              | P                  | P                  |
| Province                 | 64.0               |                    |                    |                         |                    |                    | 64.0              |                    |                    |
| <b>Percent of Passes</b> |                    |                    |                    |                         |                    |                    |                   |                    |                    |
| School                   | <b>100.0</b>       |                    |                    |                         |                    |                    | <b>100.0</b>      |                    |                    |
| District                 | 100.0              | P                  | P                  |                         |                    |                    | 100.0             | P                  | P                  |
| Province                 | 93.2               |                    |                    |                         |                    |                    | 93.2              |                    |                    |

Average Scores

Percent Passes



\* Data from the High School Certification System. The results from supplementary courses are not reflected in these results. All students obtaining a score of 48 or 49 on the final mark, were adjusted to 50 and are reflected in the Final Mark column.

District 5 - Conseil scolaire francophone

#460 - École des Grands-Vents, St. John's

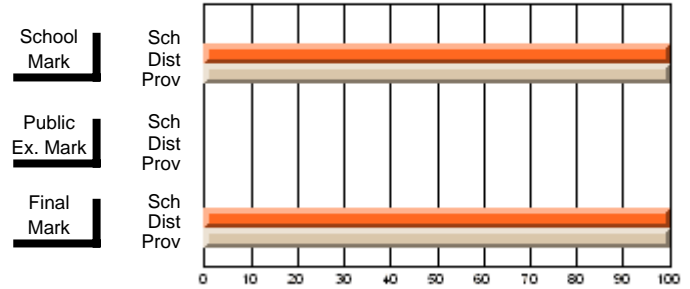
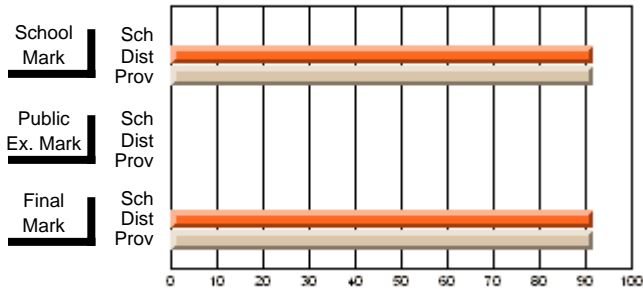
Grades: K-12

**Subject: Technology Education**

|   |  |  |  |  |                    |                    |                         |                    |                    |                   |                    |                    |
|---|--|--|--|--|--------------------|--------------------|-------------------------|--------------------|--------------------|-------------------|--------------------|--------------------|
| Course: LES APPLICATIONS DE L'INFORMAT 2130 |  |  |  | School data has 5 or fewer students. Data withheld for reasons of confidentiality. |                    |                    |                         |                    |                    |                   |                    |                    |
| # students in course: 3                     |  |  |  |  |                    |                    |                         |                    |                    |                   |                    |                    |
|   |  |  |  | <b>School Mark</b>   | School vs District | School vs Province | <b>Public Exam Mark</b> | School vs District | School vs Province | <b>Final Mark</b> | School vs District | School vs Province |
| <u><b>Average Score</b></u>                 |  |  |  |  |                    |                    |                         |                    |                    |                   |                    |                    |
| School                                      |  |  |  |  |                    |                    |                         |                    |                    |                   |                    |                    |
| District                                    |  |  |  | 91.7   | P                  | P                  |                         |                    |                    | 91.7              | P                  | P                  |
| Province                                    |  |  |  | 91.7   |                    |                    |                         |                    |                    | 91.7              |                    |                    |
| <u><b>Percent of Passes</b></u>             |  |  |  |  |                    |                    |                         |                    |                    |                   |                    |                    |
| School                                      |  |  |  |  |                    |                    |                         |                    |                    |                   |                    |                    |
| District                                    |  |  |  | 100.0  | P                  | P                  |                         |                    |                    | 100.0             | P                  | P                  |
| Province                                    |  |  |  | 100.0  |                    |                    |                         |                    |                    | 100.0             |                    |                    |

**Average Scores**

**Percent Passes**



\* Data from the High School Certification System. The results from supplementary courses are not reflected in these results. All students obtaining a score of 48 or 49 on the final mark, were adjusted to 50 and are reflected in the Final Mark column.

District 5 - Conseil scolaire francophone

#460 - École des Grands-Vents, St. John's

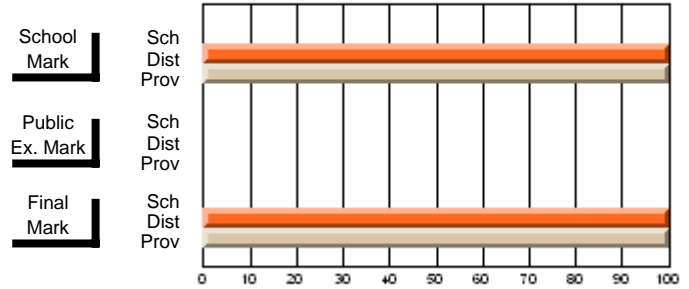
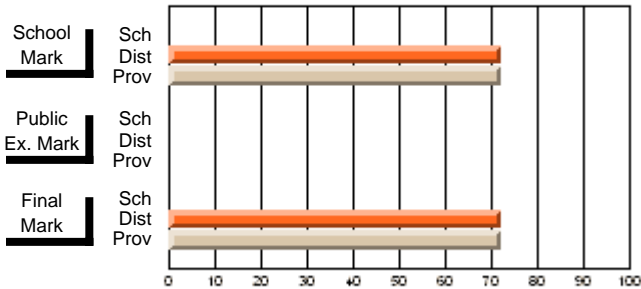
Grades: K-12

**Subject: Mathematics**

|                                 |  |  |  |  |                    |                    |                         |                    |                    |                   |                    |                    |
|---------------------------------|--|--|--|--|--------------------|--------------------|-------------------------|--------------------|--------------------|-------------------|--------------------|--------------------|
| Course: MATHEMATIQUES 1231      |  |  |  | School data has 5 or fewer students. Data withheld for reasons of confidentiality. |                    |                    |                         |                    |                    |                   |                    |                    |
| # students in course: 2         |  |  |  |  |                    |                    |                         |                    |                    |                   |                    |                    |
|                                 |  |  |  | <b>School Mark</b>   | School vs District | School vs Province | <b>Public Exam Mark</b> | School vs District | School vs Province | <b>Final Mark</b> | School vs District | School vs Province |
| <u><b>Average Score</b></u>     |  |  |  |  |                    |                    |                         |                    |                    |                   |                    |                    |
| School                          |  |  |  |  |                    |                    |                         |                    |                    |                   |                    |                    |
| District                        |  |  |  | 72.0   | P                  | P                  |                         |                    |                    | 72.0              | P                  | P                  |
| Province                        |  |  |  | 72.0   |                    |                    |                         |                    |                    | 72.0              |                    |                    |
| <u><b>Percent of Passes</b></u> |  |  |  |  |                    |                    |                         |                    |                    |                   |                    |                    |
| School                          |  |  |  |  |                    |                    |                         |                    |                    |                   |                    |                    |
| District                        |  |  |  | 100.0  | P                  | P                  |                         |                    |                    | 100.0             | P                  | P                  |
| Province                        |  |  |  | 100.0  |                    |                    |                         |                    |                    | 100.0             |                    |                    |

**Average Scores**

**Percent Passes**



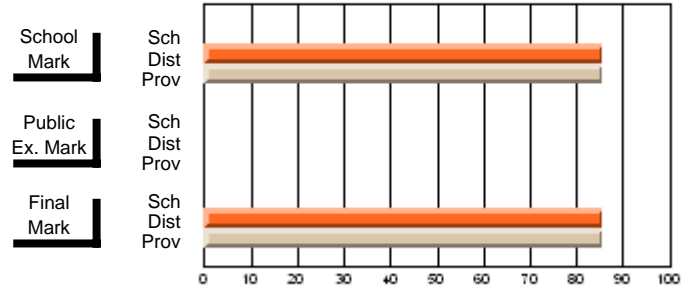
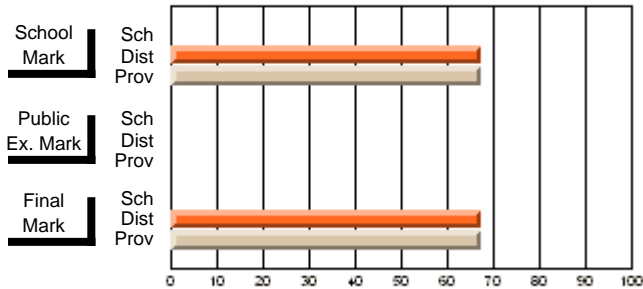
\* Data from the High School Certification System. The results from supplementary courses are not reflected in these results. All students obtaining a score of 48 or 49 on the final mark, were adjusted to 50 and are reflected in the Final Mark column.

**Subject: Mathematics**

|                                 |  |  |  |  |                    |                    |                         |                    |                    |                   |                    |                    |
|---------------------------------|--|--|--|--|--------------------|--------------------|-------------------------|--------------------|--------------------|-------------------|--------------------|--------------------|
| Course: MATHEMATICS 2231        |  |  |  | School data has 5 or fewer students. Data withheld for reasons of confidentiality. |                    |                    |                         |                    |                    |                   |                    |                    |
| # students in course: 2         |  |  |  |  |                    |                    |                         |                    |                    |                   |                    |                    |
|                                 |  |  |  | <b>School Mark</b>   | School vs District | School vs Province | <b>Public Exam Mark</b> | School vs District | School vs Province | <b>Final Mark</b> | School vs District | School vs Province |
| <u><b>Average Score</b></u>     |  |  |  |  |                    |                    |                         |                    |                    |                   |                    |                    |
| School                          |  |  |  |  |                    |                    |                         |                    |                    |                   |                    |                    |
| District                        |  |  |  | 67.3   | P                  | P                  |                         |                    |                    | 67.3              | P                  | P                  |
| Province                        |  |  |  | 67.3   |                    |                    |                         |                    |                    | 67.3              |                    |                    |
| <u><b>Percent of Passes</b></u> |  |  |  |  |                    |                    |                         |                    |                    |                   |                    |                    |
| School                          |  |  |  |  |                    |                    |                         |                    |                    |                   |                    |                    |
| District                        |  |  |  | 85.7   | P                  | P                  |                         |                    |                    | 85.7              | P                  | P                  |
| Province                        |  |  |  | 85.7   |                    |                    |                         |                    |                    | 85.7              |                    |                    |

**Average Scores**

**Percent Passes**



\* Data from the High School Certification System. The results from supplementary courses are not reflected in these results. All students obtaining a score of 48 or 49 on the final mark, were adjusted to 50 and are reflected in the Final Mark column.

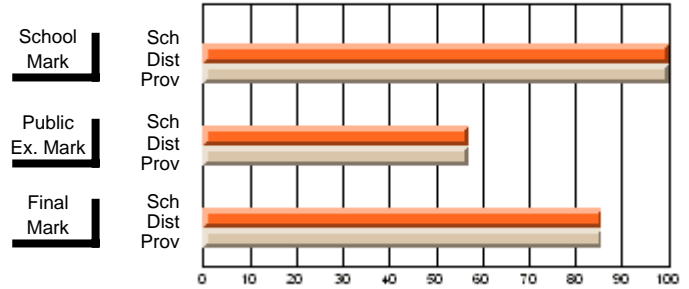
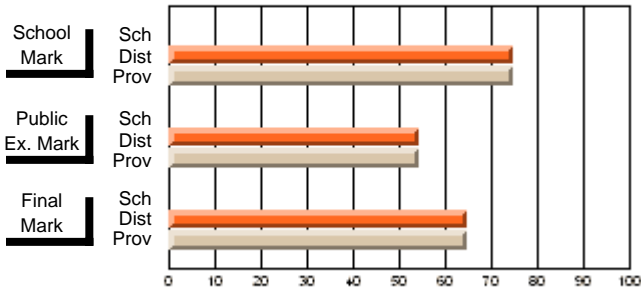


**Subject: Mathematics**

| Course: MATHEMATIQUES 3231 |             |                    |                    | School data has 5 or fewer students. Data withheld for reasons of confidentiality. |                    |                    |            |                    |                    |
|----------------------------|-------------|--------------------|--------------------|--|--------------------|--------------------|------------|--------------------|--------------------|
| # students in course: 3    |             |                    |                    | Public Exam Mark   |                    |                    | Final Mark |                    |                    |
|                            | School Mark | School vs District | School vs Province |  | School vs District | School vs Province |            | School vs District | School vs Province |
| <b>Average Score</b>       |             |                    |                    |  |                    |                    |            |                    |                    |
| School                     |             |                    |                    |  |                    |                    |            |                    |                    |
| District                   | 74.9        | P                  | P                  | 54.3   | q                  | q                  | 64.9       | q                  | q                  |
| Province                   | 74.9        |                    |                    | 54.3   |                    |                    | 64.9       |                    |                    |
| <b>Percent of Passes</b>   |             |                    |                    |  |                    |                    |            |                    |                    |
| School                     |             |                    |                    |  |                    |                    |            |                    |                    |
| District                   | 100.0       | P                  | P                  | 57.1   | q                  | q                  | 85.7       | q                  | q                  |
| Province                   | 100.0       |                    |                    | 57.1   |                    |                    | 85.7       |                    |                    |

**Average Scores**

**Percent Passes**



\* Data from the High School Certification System. The results from supplementary courses are not reflected in these results. All students obtaining a score of 48 or 49 on the final mark, were adjusted to 50 and are reflected in the Final Mark column.

District 5 - Conseil scolaire francophone

#460 - École des Grands-Vents, St. John's

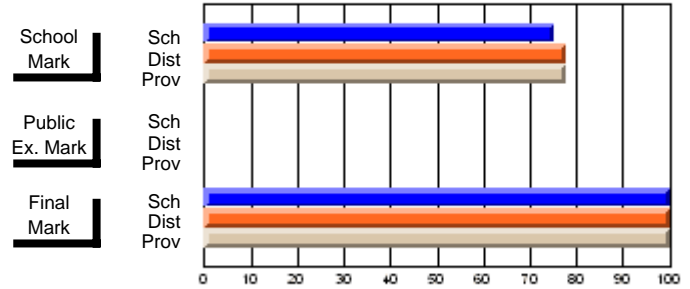
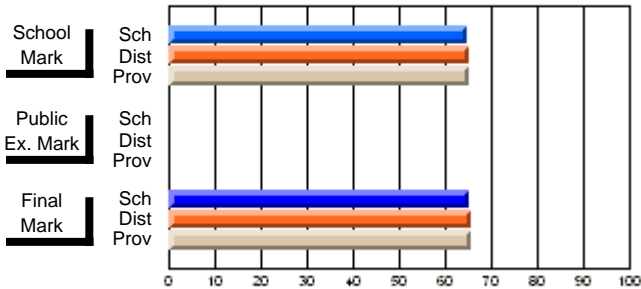
Grades: K-12

**Subject: Music**

|                          |  |                    |                    |                    |  |  |                         |                    |                    |  |  |                   |                    |                    |
|--------------------------|--|--------------------|--------------------|--------------------|--|--|-------------------------|--------------------|--------------------|--|--|-------------------|--------------------|--------------------|
| Course: MUSIQUE 2230     |  |                    |                    |                    |  |  |                         |                    |                    |  |  |                   |                    |                    |
| # students in course: 8  |  |                    |                    |                    |  |  |                         |                    |                    |  |  |                   |                    |                    |
|                          |  | <b>School Mark</b> | School vs District | School vs Province |  |  | <b>Public Exam Mark</b> | School vs District | School vs Province |  |  | <b>Final Mark</b> | School vs District | School vs Province |
| <b>Average Score</b>     |  |                    |                    |                    |  |  |                         |                    |                    |  |  |                   |                    |                    |
| School                   |  | <b>64.8</b>        |                    |                    |  |  |                         |                    |                    |  |  | <b>65.3</b>       |                    |                    |
| District                 |  | 65.1               | q                  | q                  |  |  |                         |                    |                    |  |  | 65.6              | q                  | q                  |
| Province                 |  | 65.1               |                    |                    |  |  |                         |                    |                    |  |  | 65.6              |                    |                    |
| <b>Percent of Passes</b> |  |                    |                    |                    |  |  |                         |                    |                    |  |  |                   |                    |                    |
| School                   |  | <b>75.0</b>        |                    |                    |  |  |                         |                    |                    |  |  | <b>100.0</b>      |                    |                    |
| District                 |  | 77.8               | q                  | q                  |  |  |                         |                    |                    |  |  | 100.0             | p                  | p                  |
| Province                 |  | 77.8               |                    |                    |  |  |                         |                    |                    |  |  | 100.0             |                    |                    |

**Average Scores**

**Percent Passes**



\* Data from the High School Certification System. The results from supplementary courses are not reflected in these results. All students obtaining a score of 48 or 49 on the final mark, were adjusted to 50 and are reflected in the Final Mark column.

District 5 - Conseil scolaire francophone

#460 - École des Grands-Vents, St. John's

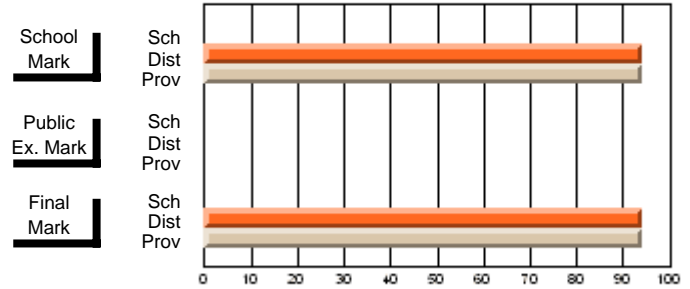
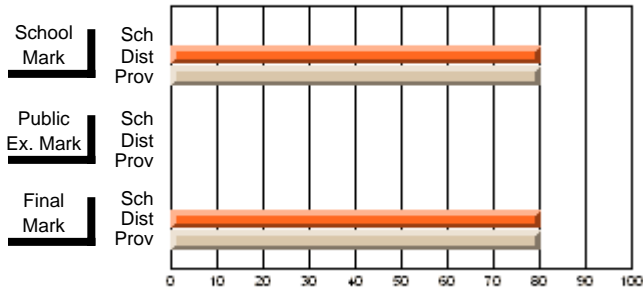
Grades: K-12

**Subject: Physical Education**

|                                    |                      |                    |                    |  |                    |                    |                   |                    |                    |   |   |
|------------------------------------|----------------------|--------------------|--------------------|--|--------------------|--------------------|-------------------|--------------------|--------------------|---|---|
| Course: L'YEDUCATION PHYSIQUE 1230 |                      |                    |                    | School data has 5 or fewer students. Data withheld for reasons of confidentiality. |                    |                    |                   |                    |                    |   |   |
| # students in course: 4            | <b>School Mark</b>   | School vs District | School vs Province | <b>Public Exam Mark</b>  | School vs District | School vs Province | <b>Final Mark</b> | School vs District | School vs Province |   |   |
|                                    |                      |                    |                    |  |                    |                    |                   |                    |                    |   |   |
|                                    | <b>Average Score</b> |                    |                    |  |                    |                    |                   |                    |                    |   |   |
|                                    | School               |                    |                    |  |                    |                    |                   |                    |                    |   |   |
|                                    | District             | 80.2               | P                  |  | P                  |                    |                   |                    | 80.2               | P | P |
|                                    | Province             | 80.2               |                    |  |                    |                    |                   |                    | 80.2               |   |   |
| <b>Percent of Passes</b>           |                      |                    |                    |  |                    |                    |                   |                    |                    |   |   |
| School                             |                      |                    |                    |  |                    |                    |                   |                    |                    |   |   |
| District                           | 94.1                 | P                  | P                  |  |                    | 94.1               | P                 | P                  |                    |   |   |
| Province                           | 94.1                 |                    |                    |  |                    | 94.1               |                   |                    |                    |   |   |

Average Scores

Percent Passes



\* Data from the High School Certification System. The results from supplementary courses are not reflected in these results. All students obtaining a score of 48 or 49 on the final mark, were adjusted to 50 and are reflected in the Final Mark column.

District 5 - Conseil scolaire francophone

#460 - École des Grands-Vents, St. John's

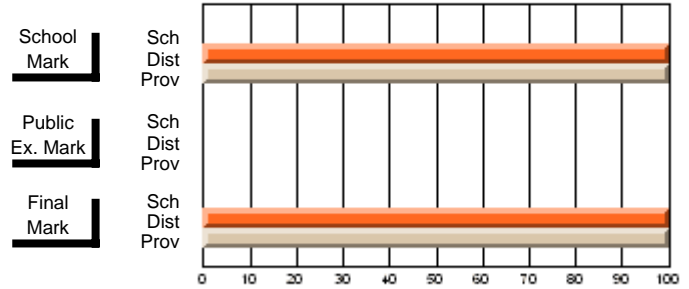
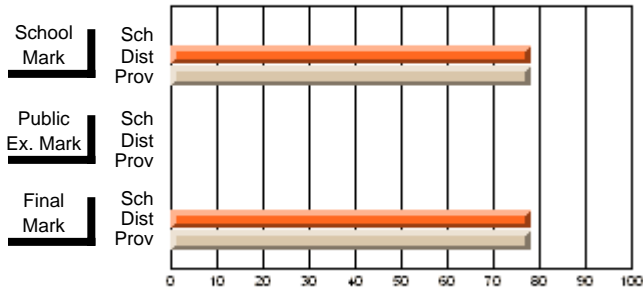
Grades: K-12

**Subject: Physical Education**

|                                 |  |  |  |  |                    |                    |                         |                    |                    |                   |                    |                    |
|---------------------------------|--|--|--|--|--------------------|--------------------|-------------------------|--------------------|--------------------|-------------------|--------------------|--------------------|
| Course: EDUCATION PHYSIQUE 2243 |  |  |  | School data has 5 or fewer students. Data withheld for reasons of confidentiality. |                    |                    |                         |                    |                    |                   |                    |                    |
| # students in course: 2         |  |  |  |  |                    |                    |                         |                    |                    |                   |                    |                    |
|                                 |  |  |  | <b>School Mark</b>   | School vs District | School vs Province | <b>Public Exam Mark</b> | School vs District | School vs Province | <b>Final Mark</b> | School vs District | School vs Province |
| <b>Average Score</b>            |  |  |  |  |                    |                    |                         |                    |                    |                   |                    |                    |
| School                          |  |  |  |  |                    |                    |                         |                    |                    |                   |                    |                    |
| District                        |  |  |  | 78.0   | P                  | P                  |                         |                    |                    | 78.0              | P                  | P                  |
| Province                        |  |  |  | 78.0   |                    |                    |                         |                    |                    | 78.0              |                    |                    |
| <b>Percent of Passes</b>        |  |  |  |  |                    |                    |                         |                    |                    |                   |                    |                    |
| School                          |  |  |  |  |                    |                    |                         |                    |                    |                   |                    |                    |
| District                        |  |  |  | 100.0  | P                  | P                  |                         |                    |                    | 100.0             | P                  | P                  |
| Province                        |  |  |  | 100.0  |                    |                    |                         |                    |                    | 100.0             |                    |                    |

**Average Scores**

**Percent Passes**



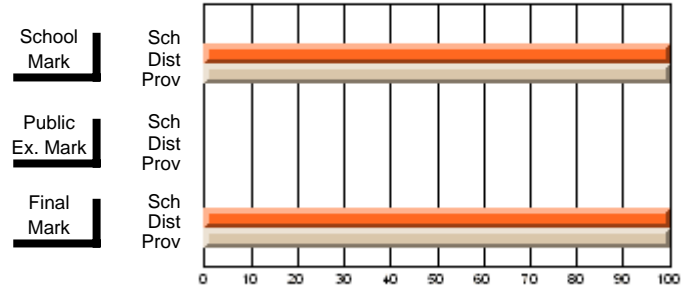
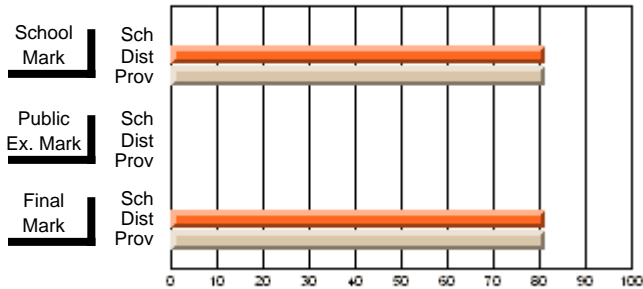
\* Data from the High School Certification System. The results from supplementary courses are not reflected in these results. All students obtaining a score of 48 or 49 on the final mark, were adjusted to 50 and are reflected in the Final Mark column.

**Subject: Physical Education**

|                                 |  |                    |                    |  |                         |                    |                    |                   |                    |                    |  |
|---------------------------------|--|--------------------|--------------------|--|-------------------------|--------------------|--------------------|-------------------|--------------------|--------------------|--|
| Course: EDUCATION PHYSIQUE 3243 |  |                    |                    | School data has 5 or fewer students. Data withheld for reasons of confidentiality. |                         |                    |                    |                   |                    |                    |  |
| # students in course: 1         |  |                    |                    |  |                         |                    |                    |                   |                    |                    |  |
|                                 |  | <b>School Mark</b> | School vs District | School vs Province   | <b>Public Exam Mark</b> | School vs District | School vs Province | <b>Final Mark</b> | School vs District | School vs Province |  |
| <b>Average Score</b>            |  |                    |                    |  |                         |                    |                    |                   |                    |                    |  |
| School                          |  |                    |                    |  |                         |                    |                    |                   |                    |                    |  |
| District                        |  | 81.3               | P                  | P  |                         |                    |                    | 81.3              | P                  | P                  |  |
| Province                        |  | 81.3               |                    |  |                         |                    |                    | 81.3              |                    |                    |  |
| <b>Percent of Passes</b>        |  |                    |                    |  |                         |                    |                    |                   |                    |                    |  |
| School                          |  |                    |                    |  |                         |                    |                    |                   |                    |                    |  |
| District                        |  | 100.0              | P                  | P  |                         |                    |                    | 100.0             | P                  | P                  |  |
| Province                        |  | 100.0              |                    |  |                         |                    |                    | 100.0             |                    |                    |  |

**Average Scores**

**Percent Passes**



\* Data from the High School Certification System. The results from supplementary courses are not reflected in these results. All students obtaining a score of 48 or 49 on the final mark, were adjusted to 50 and are reflected in the Final Mark column.

District 5 - Conseil scolaire francophone

#460 - École des Grands-Vents, St. John's

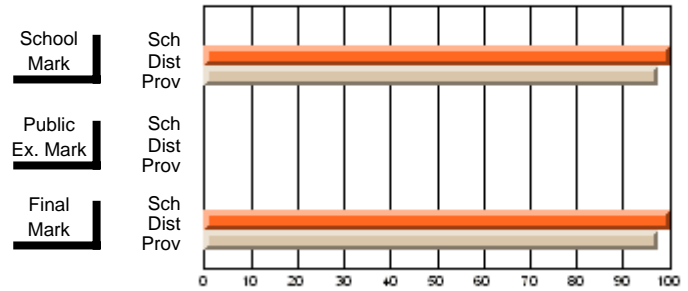
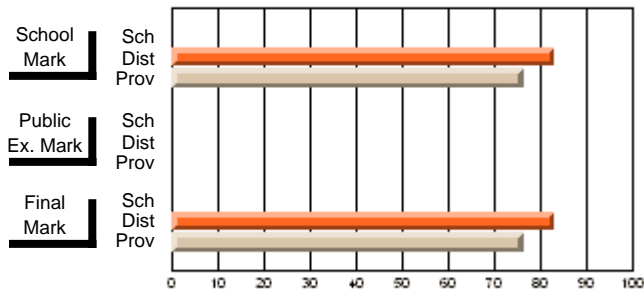
Grades: K-12

**Subject: Social Studies**

|                                   |                    |                    |                    |  |                    |                    |                   |                    |                    |
|-----------------------------------|--------------------|--------------------|--------------------|--|--------------------|--------------------|-------------------|--------------------|--------------------|
| Course: GEOGRAPHIE DU CANADA 1232 |                    |                    |                    | School data has 5 or fewer students. Data withheld for reasons of confidentiality. |                    |                    |                   |                    |                    |
| # students in course: 1           | <b>School Mark</b> | School vs District | School vs Province | <b>Public Exam Mark</b>  | School vs District | School vs Province | <b>Final Mark</b> | School vs District | School vs Province |
| <b>Average Score</b>              |                    |                    |                    |  |                    |                    |                   |                    |                    |
| School                            |                    |                    |                    |  |                    |                    |                   |                    |                    |
| District                          | 83.0               | P                  | P                  |  |                    |                    | 83.0              | P                  | P                  |
| Province                          | 76.3               |                    |                    |  |                    |                    | 76.3              |                    |                    |
| <b>Percent of Passes</b>          |                    |                    |                    |  |                    |                    |                   |                    |                    |
| School                            |                    |                    |                    |  |                    |                    |                   |                    |                    |
| District                          | 100.0              | P                  | P                  |  |                    |                    | 100.0             | P                  | P                  |
| Province                          | 97.4               |                    |                    |  |                    |                    | 97.4              |                    |                    |

**Average Scores**

**Percent Passes**



\* Data from the High School Certification System. The results from supplementary courses are not reflected in these results. All students obtaining a score of 48 or 49 on the final mark, were adjusted to 50 and are reflected in the Final Mark column.

**Subject: Guidance**

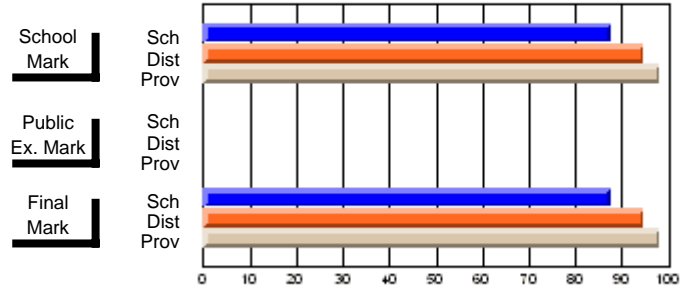
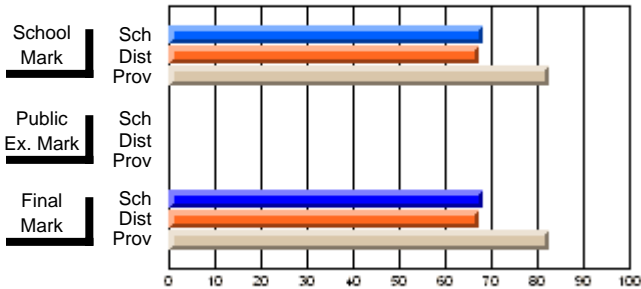
Course: CARRIERE ET VIE 2231

# students in course: 8

|                          | <b>School Mark</b> | School vs District | School vs Province | <b>Public Exam Mark</b> | School vs District | School vs Province | <b>Final Mark</b> | School vs District | School vs Province |
|--------------------------|--------------------|--------------------|--------------------|-------------------------|--------------------|--------------------|-------------------|--------------------|--------------------|
| <b>Average Score</b>     |                    |                    |                    |                         |                    |                    |                   |                    |                    |
| School                   | <b>68.1</b>        |                    |                    |                         |                    |                    | <b>68.1</b>       |                    |                    |
| District                 | 67.3               | P                  | Q                  |                         |                    |                    | 67.3              | P                  | Q                  |
| Province                 | 82.4               |                    |                    |                         |                    |                    | 82.4              |                    |                    |
| <b>Percent of Passes</b> |                    |                    |                    |                         |                    |                    |                   |                    |                    |
| School                   | <b>87.5</b>        |                    |                    |                         |                    |                    | <b>87.5</b>       |                    |                    |
| District                 | 94.7               | Q                  | Q                  |                         |                    |                    | 94.7              | Q                  | Q                  |
| Province                 | 98.1               |                    |                    |                         |                    |                    | 98.1              |                    |                    |

**Average Scores**

**Percent Passes**



\* Data from the High School Certification System. The results from supplementary courses are not reflected in these results. All students obtaining a score of 48 or 49 on the final mark, were adjusted to 50 and are reflected in the Final Mark column.

District 5 - Conseil scolaire francophone

#460 - École des Grands-Vents, St. John's

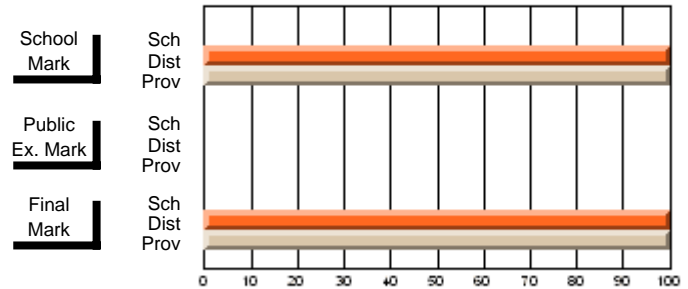
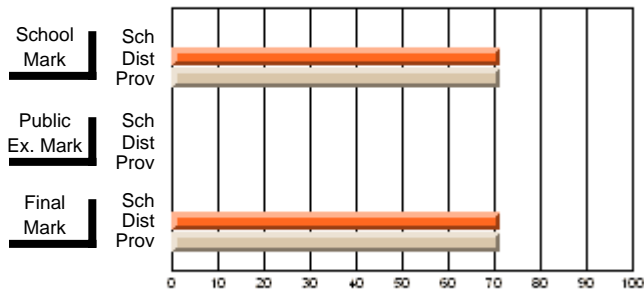
Grades: K-12

**Subject: Français langue première**

|                                    |  |  |  |  |                    |                    |                         |                    |                    |                   |                    |                    |
|------------------------------------|--|--|--|--|--------------------|--------------------|-------------------------|--------------------|--------------------|-------------------|--------------------|--------------------|
| Course: FRENCH FIRST LANGUAGE 1230 |  |  |  | School data has 5 or fewer students. Data withheld for reasons of confidentiality. |                    |                    |                         |                    |                    |                   |                    |                    |
| # students in course: 2            |  |  |  |  |                    |                    |                         |                    |                    |                   |                    |                    |
|                                    |  |  |  | <b>School Mark</b>   | School vs District | School vs Province | <b>Public Exam Mark</b> | School vs District | School vs Province | <b>Final Mark</b> | School vs District | School vs Province |
| <b>Average Score</b>               |  |  |  |  |                    |                    |                         |                    |                    |                   |                    |                    |
| School                             |  |  |  |  |                    |                    |                         |                    |                    |                   |                    |                    |
| District                           |  |  |  | 71.4   | P                  | P                  |                         |                    |                    | 71.4              | P                  | P                  |
| Province                           |  |  |  | 71.4   |                    |                    |                         |                    |                    | 71.4              |                    |                    |
| <b>Percent of Passes</b>           |  |  |  |  |                    |                    |                         |                    |                    |                   |                    |                    |
| School                             |  |  |  |  |                    |                    |                         |                    |                    |                   |                    |                    |
| District                           |  |  |  | 100.0  | P                  | P                  |                         |                    |                    | 100.0             | P                  | P                  |
| Province                           |  |  |  | 100.0  |                    |                    |                         |                    |                    | 100.0             |                    |                    |

**Average Scores**

**Percent Passes**



\* Data from the High School Certification System. The results from supplementary courses are not reflected in these results. All students obtaining a score of 48 or 49 on the final mark, were adjusted to 50 and are reflected in the Final Mark column.



District 5 - Conseil scolaire francophone

#460 - École des Grands-Vents, St. John's

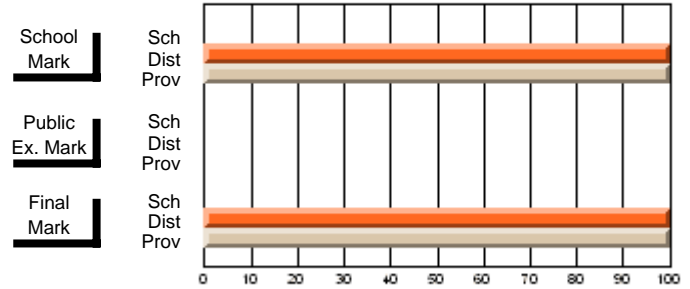
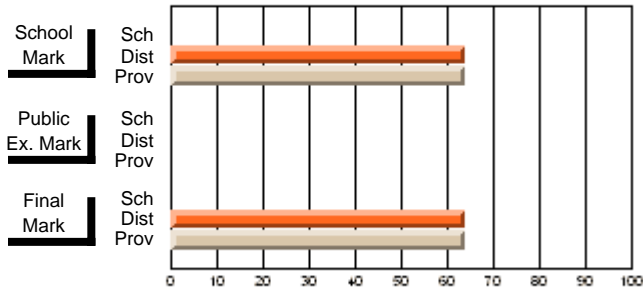
Grades: K-12

**Subject: Français langue première**

|                                    |  |  |  |  |                    |                    |                         |                    |                    |                   |                    |                    |
|------------------------------------|--|--|--|--|--------------------|--------------------|-------------------------|--------------------|--------------------|-------------------|--------------------|--------------------|
| Course: FRENCH FIRST LANGUAGE 2230 |  |  |  | School data has 5 or fewer students. Data withheld for reasons of confidentiality. |                    |                    |                         |                    |                    |                   |                    |                    |
| # students in course: 3            |  |  |  |  |                    |                    |                         |                    |                    |                   |                    |                    |
|                                    |  |  |  | <b>School Mark</b>   | School vs District | School vs Province | <b>Public Exam Mark</b> | School vs District | School vs Province | <b>Final Mark</b> | School vs District | School vs Province |
| <b>Average Score</b>               |  |  |  |  |                    |                    |                         |                    |                    |                   |                    |                    |
| School                             |  |  |  |  |                    |                    |                         |                    |                    |                   |                    |                    |
| District                           |  |  |  | 63.8   | q                  | q                  |                         |                    |                    | 63.8              | q                  | q                  |
| Province                           |  |  |  | 63.8   |                    |                    |                         |                    |                    | 63.8              |                    |                    |
| <b>Percent of Passes</b>           |  |  |  |  |                    |                    |                         |                    |                    |                   |                    |                    |
| School                             |  |  |  |  |                    |                    |                         |                    |                    |                   |                    |                    |
| District                           |  |  |  | 100.0  | p                  | p                  |                         |                    |                    | 100.0             | p                  | p                  |
| Province                           |  |  |  | 100.0  |                    |                    |                         |                    |                    | 100.0             |                    |                    |

**Average Scores**

**Percent Passes**



\* Data from the High School Certification System. The results from supplementary courses are not reflected in these results. All students obtaining a score of 48 or 49 on the final mark, were adjusted to 50 and are reflected in the Final Mark column.

District 5 - Conseil scolaire francophone

#460 - École des Grands-Vents, St. John's

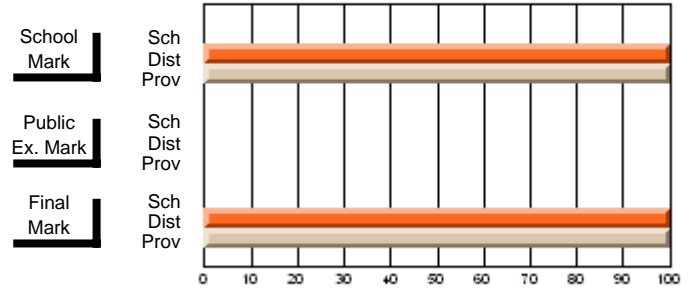
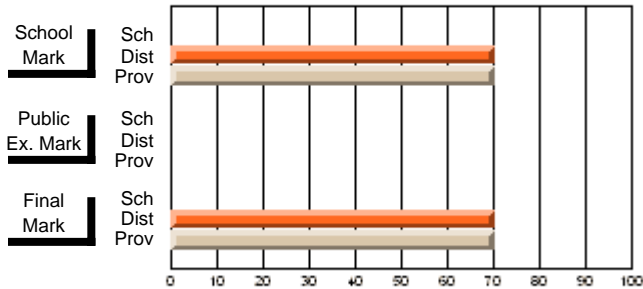
Grades: K-12

**Subject: Français langue première**

|                                    |  |  |  |  |                    |                    |                         |                    |                    |                   |                    |                    |
|------------------------------------|--|--|--|--|--------------------|--------------------|-------------------------|--------------------|--------------------|-------------------|--------------------|--------------------|
| Course: FRENCH FIRST LANGUAGE 3230 |  |  |  | School data has 5 or fewer students. Data withheld for reasons of confidentiality. |                    |                    |                         |                    |                    |                   |                    |                    |
| # students in course: 2            |  |  |  |  |                    |                    |                         |                    |                    |                   |                    |                    |
|                                    |  |  |  | <b>School Mark</b>   | School vs District | School vs Province | <b>Public Exam Mark</b> | School vs District | School vs Province | <b>Final Mark</b> | School vs District | School vs Province |
| <b>Average Score</b>               |  |  |  |  |                    |                    |                         |                    |                    |                   |                    |                    |
| School                             |  |  |  |  |                    |                    |                         |                    |                    |                   |                    |                    |
| District                           |  |  |  | 70.2   | P                  | P                  |                         |                    |                    | 70.2              | P                  | P                  |
| Province                           |  |  |  | 70.2   |                    |                    |                         |                    |                    | 70.2              |                    |                    |
| <b>Percent of Passes</b>           |  |  |  |  |                    |                    |                         |                    |                    |                   |                    |                    |
| School                             |  |  |  |  |                    |                    |                         |                    |                    |                   |                    |                    |
| District                           |  |  |  | 100.0  | P                  | P                  |                         |                    |                    | 100.0             | P                  | P                  |
| Province                           |  |  |  | 100.0  |                    |                    |                         |                    |                    | 100.0             |                    |                    |

**Average Scores**

**Percent Passes**



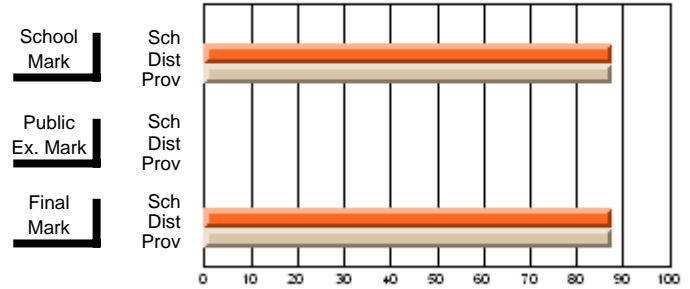
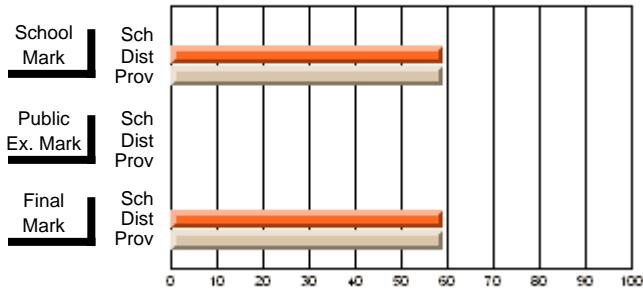
\* Data from the High School Certification System. The results from supplementary courses are not reflected in these results. All students obtaining a score of 48 or 49 on the final mark, were adjusted to 50 and are reflected in the Final Mark column.

**Subject: Science**

|                                 |  |  |  |  |                    |                    |                         |                    |                    |                   |                    |                    |
|---------------------------------|--|--|--|--|--------------------|--------------------|-------------------------|--------------------|--------------------|-------------------|--------------------|--------------------|
| Course: SCIENCES INTEGREES 1236 |  |  |  | School data has 5 or fewer students. Data withheld for reasons of confidentiality. |                    |                    |                         |                    |                    |                   |                    |                    |
| # students in course: 2         |  |  |  |  |                    |                    |                         |                    |                    |                   |                    |                    |
|                                 |  |  |  | <b>School Mark</b>   | School vs District | School vs Province | <b>Public Exam Mark</b> | School vs District | School vs Province | <b>Final Mark</b> | School vs District | School vs Province |
| <b>Average Score</b>            |  |  |  |  |                    |                    |                         |                    |                    |                   |                    |                    |
| School                          |  |  |  |  |                    |                    |                         |                    |                    |                   |                    |                    |
| District                        |  |  |  | 59.0   | P                  | P                  |                         |                    |                    | 59.0              | P                  | P                  |
| Province                        |  |  |  | 59.0   |                    |                    |                         |                    |                    | 59.0              |                    |                    |
| <b>Percent of Passes</b>        |  |  |  |  |                    |                    |                         |                    |                    |                   |                    |                    |
| School                          |  |  |  |  |                    |                    |                         |                    |                    |                   |                    |                    |
| District                        |  |  |  | 87.5   | P                  | P                  |                         |                    |                    | 87.5              | P                  | P                  |
| Province                        |  |  |  | 87.5   |                    |                    |                         |                    |                    | 87.5              |                    |                    |

**Average Scores**

**Percent Passes**



\* Data from the High School Certification System. The results from supplementary courses are not reflected in these results. All students obtaining a score of 48 or 49 on the final mark, were adjusted to 50 and are reflected in the Final Mark column.

District 5 - Conseil scolaire francophone

#460 - École des Grands-Vents, St. John's

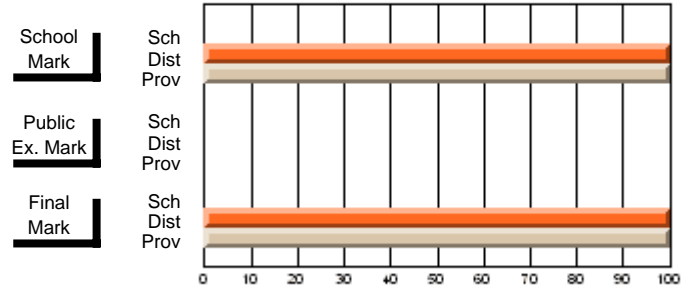
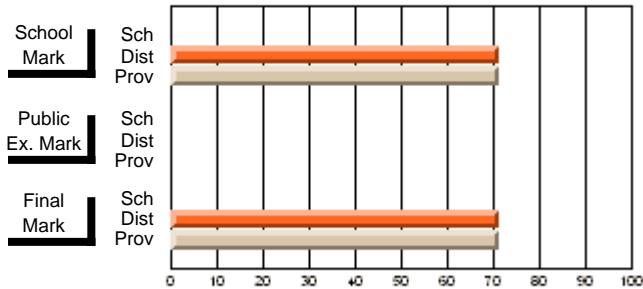
Grades: K-12

**Subject: Science**

|                          |  |  |  |  |                    |                    |                         |                    |                    |                   |                    |                    |
|--------------------------|--|--|--|--|--------------------|--------------------|-------------------------|--------------------|--------------------|-------------------|--------------------|--------------------|
| Course: PHYSIQUE 2234    |  |  |  | School data has 5 or fewer students. Data withheld for reasons of confidentiality. |                    |                    |                         |                    |                    |                   |                    |                    |
| # students in course: 3  |  |  |  |  |                    |                    |                         |                    |                    |                   |                    |                    |
|                          |  |  |  | <b>School Mark</b>   | School vs District | School vs Province | <b>Public Exam Mark</b> | School vs District | School vs Province | <b>Final Mark</b> | School vs District | School vs Province |
| <b>Average Score</b>     |  |  |  |  |                    |                    |                         |                    |                    |                   |                    |                    |
| School                   |  |  |  |  |                    |                    |                         |                    |                    |                   |                    |                    |
| District                 |  |  |  | 71.3   | P                  | P                  |                         |                    |                    | 71.3              | P                  | P                  |
| Province                 |  |  |  | 71.3   |                    |                    |                         |                    |                    | 71.3              |                    |                    |
| <b>Percent of Passes</b> |  |  |  |  |                    |                    |                         |                    |                    |                   |                    |                    |
| School                   |  |  |  |  |                    |                    |                         |                    |                    |                   |                    |                    |
| District                 |  |  |  | 100.0  | P                  | P                  |                         |                    |                    | 100.0             | P                  | P                  |
| Province                 |  |  |  | 100.0  |                    |                    |                         |                    |                    | 100.0             |                    |                    |

**Average Scores**

**Percent Passes**



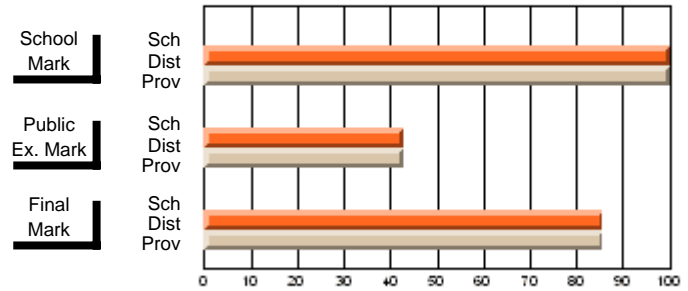
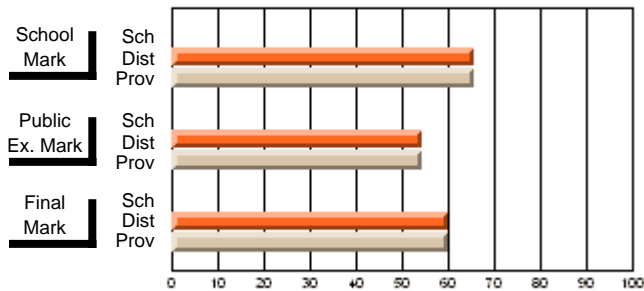
\* Data from the High School Certification System. The results from supplementary courses are not reflected in these results. All students obtaining a score of 48 or 49 on the final mark, were adjusted to 50 and are reflected in the Final Mark column.

**Subject: Science**

|                          |                    |                    |                    |  |                    |                    |                   |                    |                    |
|--------------------------|--------------------|--------------------|--------------------|--|--------------------|--------------------|-------------------|--------------------|--------------------|
| Course: BIOLOGIE 3231    |                    |                    |                    | School data has 5 or fewer students. Data withheld for reasons of confidentiality. |                    |                    |                   |                    |                    |
| # students in course: 2  |                    |                    |                    |  |                    |                    |                   |                    |                    |
|                          | <b>School Mark</b> | School vs District | School vs Province | <b>Public Exam Mark</b>  | School vs District | School vs Province | <b>Final Mark</b> | School vs District | School vs Province |
| <b>Average Score</b>     |                    |                    |                    |  |                    |                    |                   |                    |                    |
| School                   |                    |                    |                    |  |                    |                    |                   |                    |                    |
| District                 | 65.6               | P                  | P                  | 54.1   | P                  | P                  | 60.1              | P                  | P                  |
| Province                 | 65.6               |                    |                    | 54.1   |                    |                    | 60.1              |                    |                    |
| <b>Percent of Passes</b> |                    |                    |                    |  |                    |                    |                   |                    |                    |
| School                   |                    |                    |                    |  |                    |                    |                   |                    |                    |
| District                 | 100.0              | P                  | P                  | 42.9   | P                  | P                  | 85.7              | P                  | P                  |
| Province                 | 100.0              |                    |                    | 42.9   |                    |                    | 85.7              |                    |                    |

**Average Scores**

**Percent Passes**

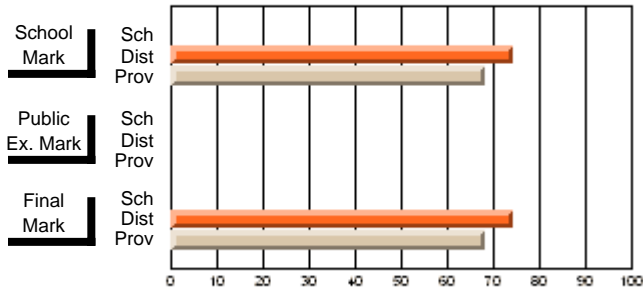


\* Data from the High School Certification System. The results from supplementary courses are not reflected in these results. All students obtaining a score of 48 or 49 on the final mark, were adjusted to 50 and are reflected in the Final Mark column.

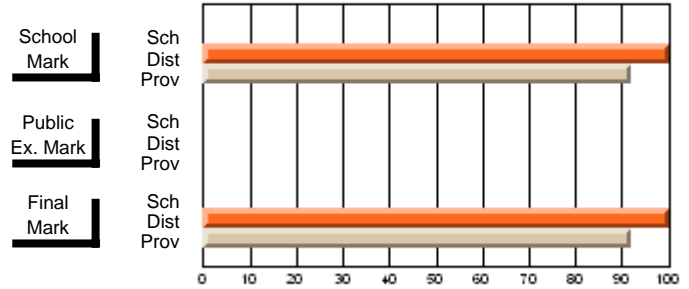
**Subject: English Language**

|                          |  |  |  |  |                    |                    |                         |                    |                    |                   |                    |                    |
|--------------------------|--|--|--|--|--------------------|--------------------|-------------------------|--------------------|--------------------|-------------------|--------------------|--------------------|
| Course: ENGLISH 1201     |  |  |  | School data has 5 or fewer students. Data withheld for reasons of confidentiality. |                    |                    |                         |                    |                    |                   |                    |                    |
| # students in course: 2  |  |  |  |  |                    |                    |                         |                    |                    |                   |                    |                    |
|                          |  |  |  | <b>School Mark</b>   | School vs District | School vs Province | <b>Public Exam Mark</b> | School vs District | School vs Province | <b>Final Mark</b> | School vs District | School vs Province |
| <b>Average Score</b>     |  |  |  |  |                    |                    |                         |                    |                    |                   |                    |                    |
| School                   |  |  |  |  |                    |                    |                         |                    |                    |                   |                    |                    |
| District                 |  |  |  | 74.2   | q                  | P                  |                         |                    |                    | 74.2              | q                  | P                  |
| Province                 |  |  |  | 68.3   |                    |                    |                         |                    |                    | 68.3              |                    |                    |
| <b>Percent of Passes</b> |  |  |  |  |                    |                    |                         |                    |                    |                   |                    |                    |
| School                   |  |  |  |  |                    |                    |                         |                    |                    |                   |                    |                    |
| District                 |  |  |  | 100.0  | P                  | P                  |                         |                    |                    | 100.0             | P                  | P                  |
| Province                 |  |  |  | 91.8   |                    |                    |                         |                    |                    | 91.9              |                    |                    |

**Average Scores**



**Percent Passes**



\* Data from the High School Certification System. The results from supplementary courses are not reflected in these results. All students obtaining a score of 48 or 49 on the final mark, were adjusted to 50 and are reflected in the Final Mark column.

District 5 - Conseil scolaire francophone

#460 - École des Grands-Vents, St. John's

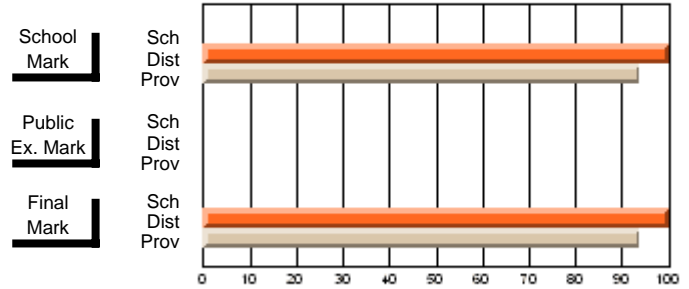
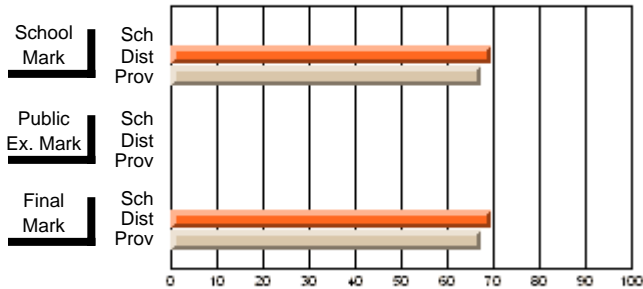
Grades: K-12

**Subject: English Language**

|                          |  |  |  |  |                    |                    |                         |                    |                    |                   |                    |                    |
|--------------------------|--|--|--|--|--------------------|--------------------|-------------------------|--------------------|--------------------|-------------------|--------------------|--------------------|
| Course: ENGLISH 2201     |  |  |  | School data has 5 or fewer students. Data withheld for reasons of confidentiality. |                    |                    |                         |                    |                    |                   |                    |                    |
| # students in course: 3  |  |  |  |  |                    |                    |                         |                    |                    |                   |                    |                    |
|                          |  |  |  | <b>School Mark</b>   | School vs District | School vs Province | <b>Public Exam Mark</b> | School vs District | School vs Province | <b>Final Mark</b> | School vs District | School vs Province |
| <b>Average Score</b>     |  |  |  |  |                    |                    |                         |                    |                    |                   |                    |                    |
| School                   |  |  |  |  |                    |                    |                         |                    |                    |                   |                    |                    |
| District                 |  |  |  | 69.5   | P                  | P                  |                         |                    |                    | 69.5              | P                  | P                  |
| Province                 |  |  |  | 67.4   |                    |                    |                         |                    |                    | 67.4              |                    |                    |
| <b>Percent of Passes</b> |  |  |  |  |                    |                    |                         |                    |                    |                   |                    |                    |
| School                   |  |  |  |  |                    |                    |                         |                    |                    |                   |                    |                    |
| District                 |  |  |  | 100.0  | P                  | P                  |                         |                    |                    | 100.0             | P                  | P                  |
| Province                 |  |  |  | 93.9   |                    |                    |                         |                    |                    | 93.9              |                    |                    |

**Average Scores**

**Percent Passes**



\* Data from the High School Certification System. The results from supplementary courses are not reflected in these results. All students obtaining a score of 48 or 49 on the final mark, were adjusted to 50 and are reflected in the Final Mark column.

District 5 - Conseil scolaire francophone

#460 - École des Grands-Vents, St. John's

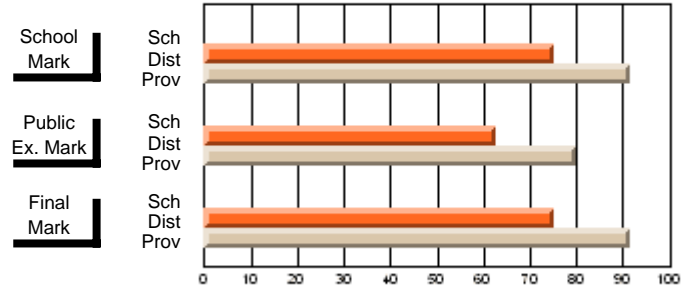
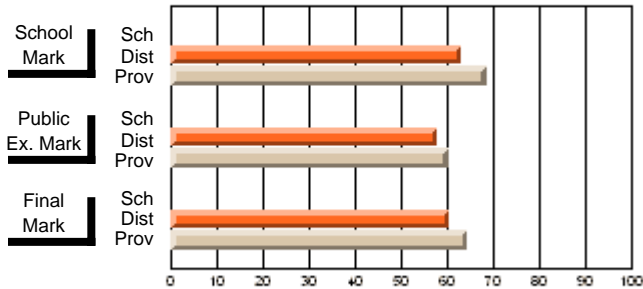
Grades: K-12

**Subject: English Language**

|                          |  |  |  |  |                    |                    |                         |                    |                    |                   |                    |                    |
|--------------------------|--|--|--|--|--------------------|--------------------|-------------------------|--------------------|--------------------|-------------------|--------------------|--------------------|
| Course: ENGLISH 3201     |  |  |  | School data has 5 or fewer students. Data withheld for reasons of confidentiality. |                    |                    |                         |                    |                    |                   |                    |                    |
| # students in course: 3  |  |  |  |  |                    |                    |                         |                    |                    |                   |                    |                    |
|                          |  |  |  | <b>School Mark</b>   | School vs District | School vs Province | <b>Public Exam Mark</b> | School vs District | School vs Province | <b>Final Mark</b> | School vs District | School vs Province |
| <b>Average Score</b>     |  |  |  |  |                    |                    |                         |                    |                    |                   |                    |                    |
| School                   |  |  |  |  |                    |                    |                         |                    |                    |                   |                    |                    |
| District                 |  |  |  | 62.9   | P                  | Q                  | 57.8                    | P                  | P                  | 60.5              | P                  | P                  |
| Province                 |  |  |  | 68.4   |                    |                    | 60.2                    |                    |                    | 64.2              |                    |                    |
| <b>Percent of Passes</b> |  |  |  |  |                    |                    |                         |                    |                    |                   |                    |                    |
| School                   |  |  |  |  |                    |                    |                         |                    |                    |                   |                    |                    |
| District                 |  |  |  | 75.0   | P                  | P                  | 62.5                    | P                  | Q                  | 75.0              | P                  | P                  |
| Province                 |  |  |  | 91.6   |                    |                    | 80.0                    |                    |                    | 91.5              |                    |                    |

**Average Scores**

**Percent Passes**



\* Data from the High School Certification System. The results from supplementary courses are not reflected in these results. All students obtaining a score of 48 or 49 on the final mark, were adjusted to 50 and are reflected in the Final Mark column.