

Number of Students : 4

Phonemic Awareness

School data with 5 or fewer students withheld for reasons of confidentiality.

This graph shows performance of each student vs. the province. The provincial average on Phonemic Awareness is 84.0.

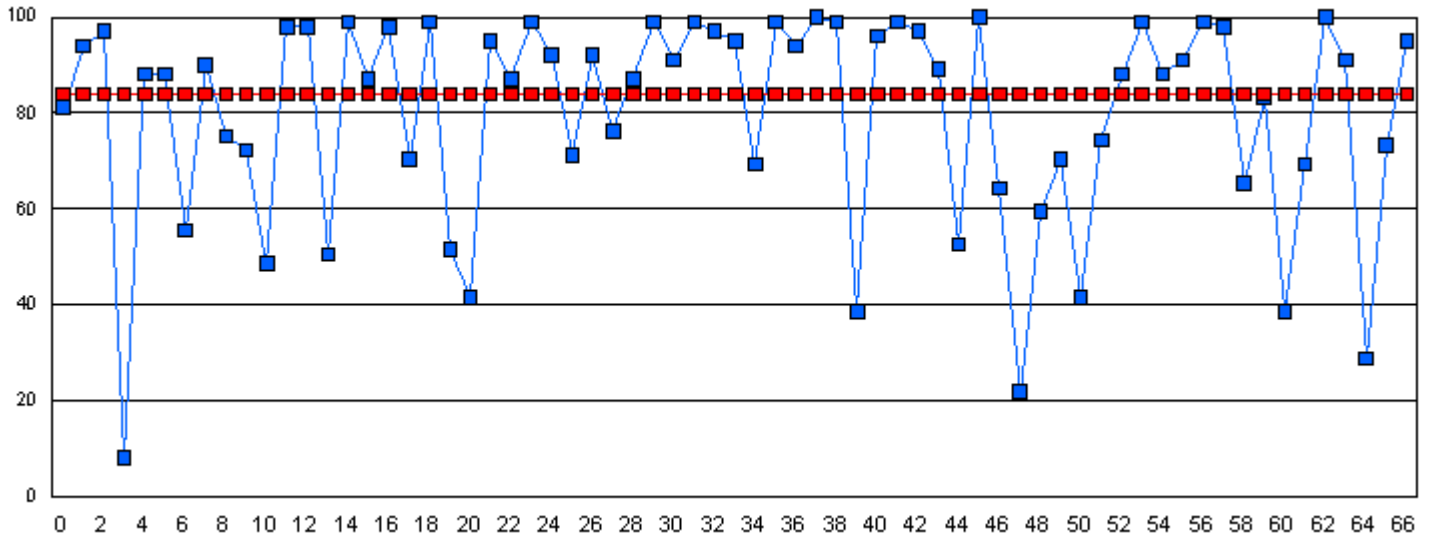
 Phonemic Awareness *Student*  Phonemic Awareness *Province*

Student # **Student Name**

Student Data withheld for reasons of confidentiality.

Number of Students : 68

Phonemic Awareness



This graph shows performance of each student vs. the province. The provincial average on Phonemic Awareness is 84.0.

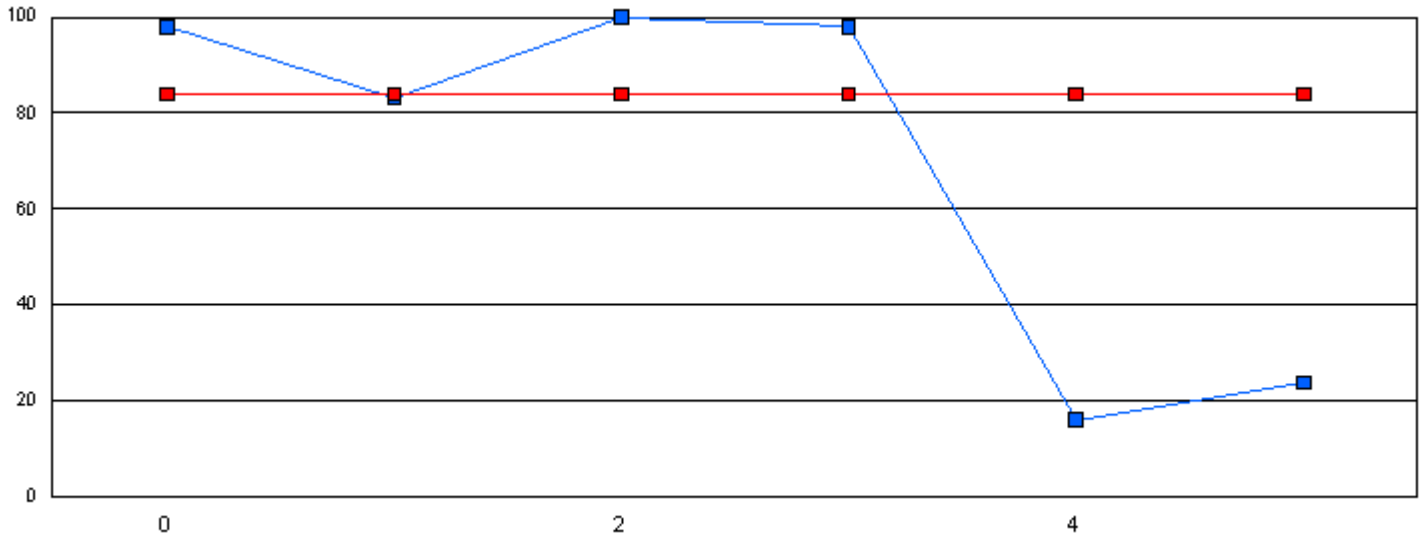
Phonemic Awareness *Student*
 Phonemic Awareness *Province*

Student # **Student Name**

Student Data withheld for reasons of confidentiality.

Number of Students : 6

Phonemic Awareness



This graph shows performance of each student vs. the province. The provincial average on Phonemic Awareness is 84.0.

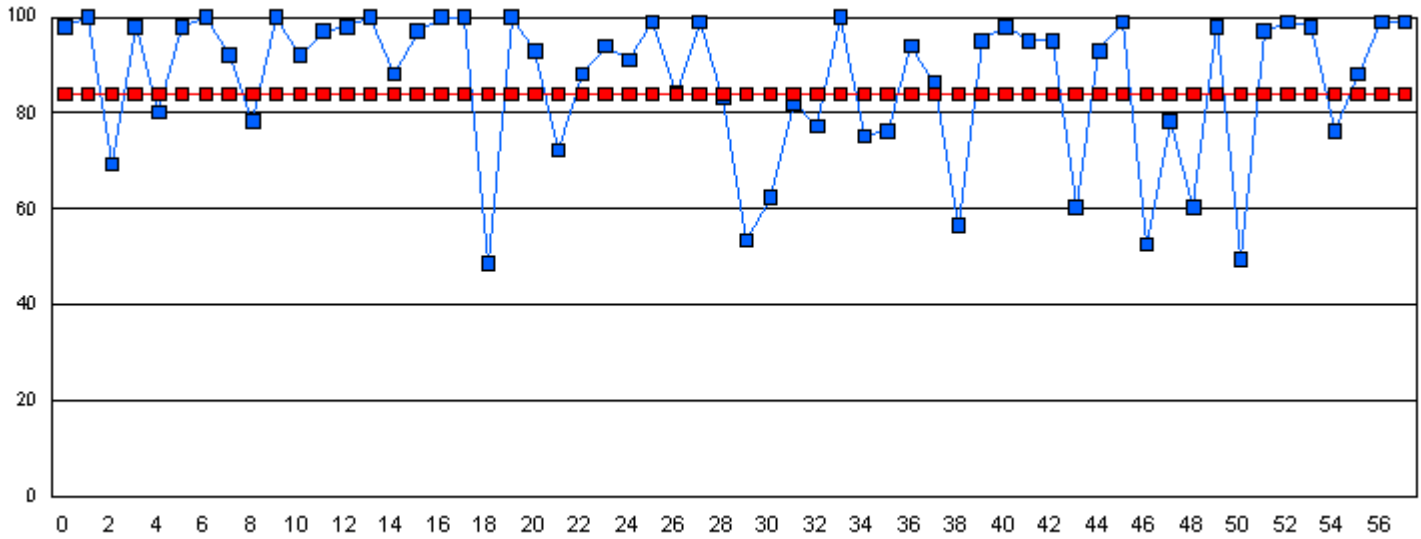
■ Phonemic Awareness *Student*
■ Phonemic Awareness *Province*

Student # **Student Name**

Student Data withheld for reasons of confidentiality.

Number of Students : 58

Phonemic Awareness



This graph shows performance of each student vs. the province. The provincial average on Phonemic Awareness is 84.0.

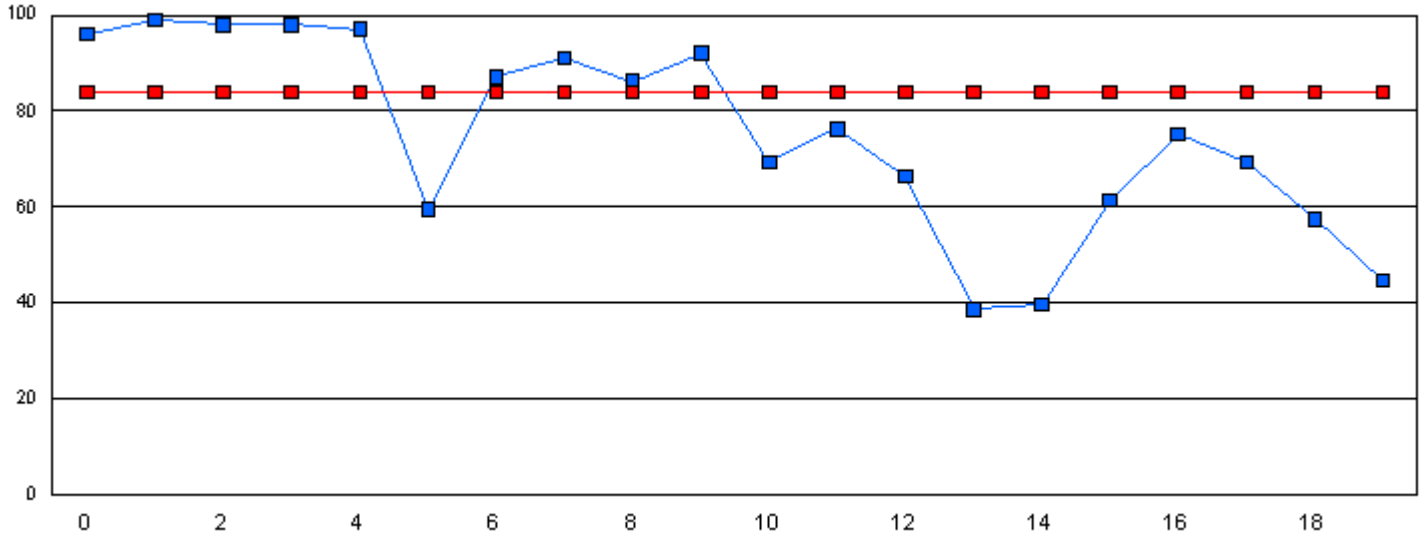
Phonemic Awareness *Student*
 Phonemic Awareness *Province*

Student # **Student Name**

Student Data withheld for reasons of confidentiality.

Number of Students : 20

Phonemic Awareness



This graph shows performance of each student vs. the province. The provincial average on Phonemic Awareness is 84.0.

Phonemic Awareness *Student*
 Phonemic Awareness *Province*

Student # **Student Name**

Student Data withheld for reasons of confidentiality.

Number of Students : 4

Phonemic Awareness

School data with 5 or fewer students withheld for reasons of confidentiality.

This graph shows performance of each student vs. the province. The provincial average on Phonemic Awareness is 84.0.

 Phonemic Awareness *Student*  Phonemic Awareness *Province*

Student # **Student Name**

Student Data withheld for reasons of confidentiality.

Number of Students : 3

Phonemic Awareness

School data with 5 or fewer students withheld for reasons of confidentiality.

This graph shows performance of each student vs. the province. The provincial average on Phonemic Awareness is 84.0.

 Phonemic Awareness *Student*  Phonemic Awareness *Province*

Student # **Student Name**


Student Data withheld for reasons of confidentiality.

Number of Students : 3

Phonemic Awareness

School data with 5 or fewer students withheld for reasons of confidentiality.

This graph shows performance of each student vs. the province. The provincial average on Phonemic Awareness is 84.0.

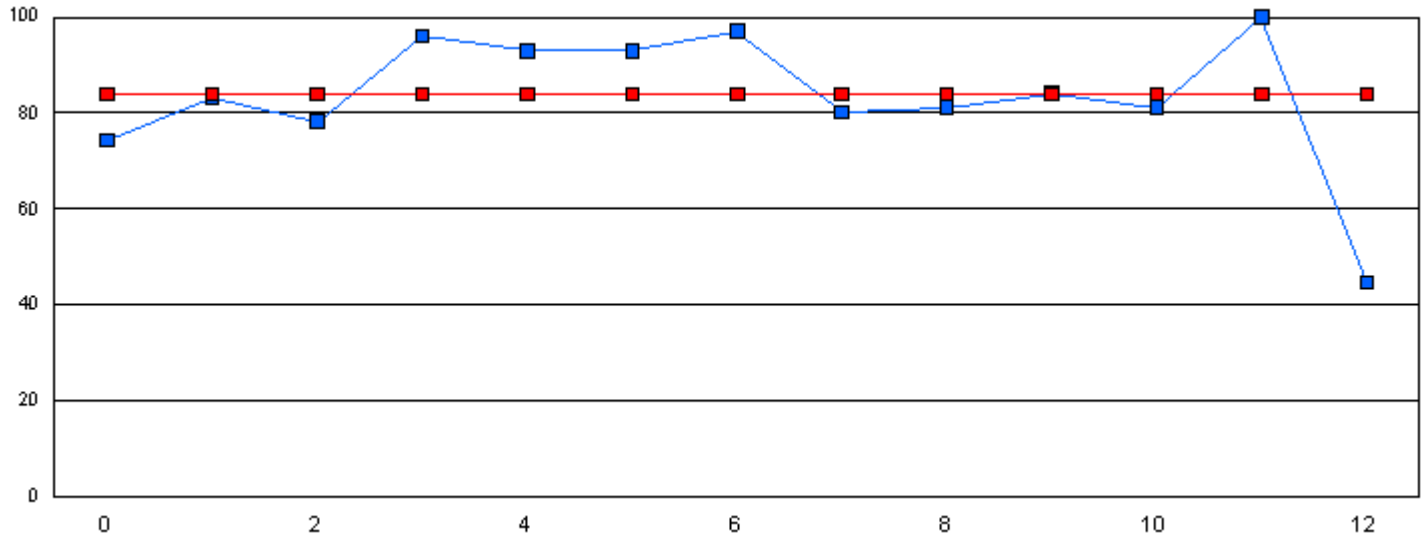
 Phonemic Awareness *Student*  Phonemic Awareness *Province*

Student # **Student Name**

Student Data withheld for reasons of confidentiality.

Number of Students : 13

Phonemic Awareness



This graph shows performance of each student vs. the province. The provincial average on Phonemic Awareness is 84.0.

■ Phonemic Awareness *Student*
■ Phonemic Awareness *Province*

Student # **Student Name**

Student Data withheld for reasons of confidentiality.

Number of Students : 3

Phonemic Awareness

School data with 5 or fewer students withheld for reasons of confidentiality.

This graph shows performance of each student vs. the province. The provincial average on Phonemic Awareness is 84.0.

 Phonemic Awareness *Student*  Phonemic Awareness *Province*

Student # **Student Name**

Student Data withheld for reasons of confidentiality.

Number of Students : 5

Phonemic Awareness

School data with 5 or fewer students withheld for reasons of confidentiality.

This graph shows performance of each student vs. the province. The provincial average on Phonemic Awareness is 84.0.

 Phonemic Awareness *Student*  Phonemic Awareness *Province*

Student # **Student Name**

Student Data withheld for reasons of confidentiality.

Number of Students : 3

Phonemic Awareness

School data with 5 or fewer students withheld for reasons of confidentiality.

This graph shows performance of each student vs. the province. The provincial average on Phonemic Awareness is 84.0.

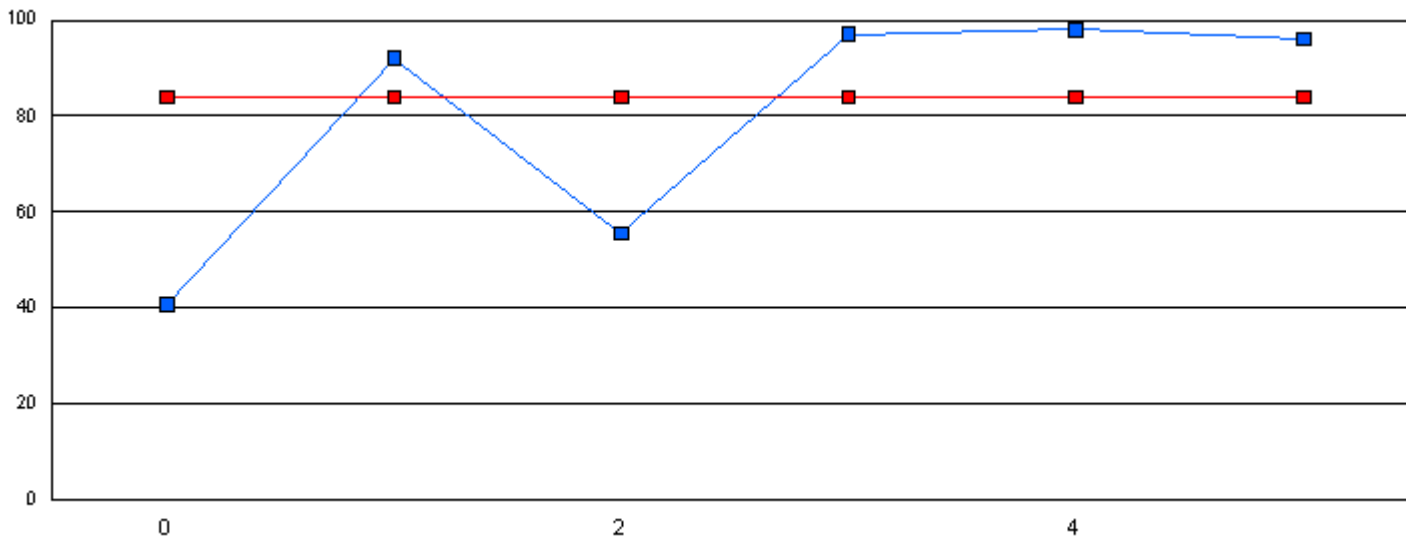
 Phonemic Awareness *Student*  Phonemic Awareness *Province*

Student # **Student Name**

Student Data withheld for reasons of confidentiality.

Number of Students : 6

Phonemic Awareness



This graph shows performance of each student vs. the province. The provincial average on Phonemic Awareness is 84.0.

Phonemic Awareness *Student*
 Phonemic Awareness *Province*

Student # **Student Name**

Student Data withheld for reasons of confidentiality.

Number of Students : 5

Phonemic Awareness

School data with 5 or fewer students withheld for reasons of confidentiality.

This graph shows performance of each student vs. the province. The provincial average on Phonemic Awareness is 84.0.

 Phonemic Awareness *Student*  Phonemic Awareness *Province*

Student # **Student Name**

Student Data withheld for reasons of confidentiality.

Number of Students : 2

Phonemic Awareness

School data with 5 or fewer students withheld for reasons of confidentiality.

This graph shows performance of each student vs. the province. The provincial average on Phonemic Awareness is 84.0.

 Phonemic Awareness *Student*  Phonemic Awareness *Province*

Student # **Student Name**


Student Data withheld for reasons of confidentiality.

Number of Students : 1

Phonemic Awareness

School data with 5 or fewer students withheld for reasons of confidentiality.

This graph shows performance of each student vs. the province. The provincial average on Phonemic Awareness is 84.0.

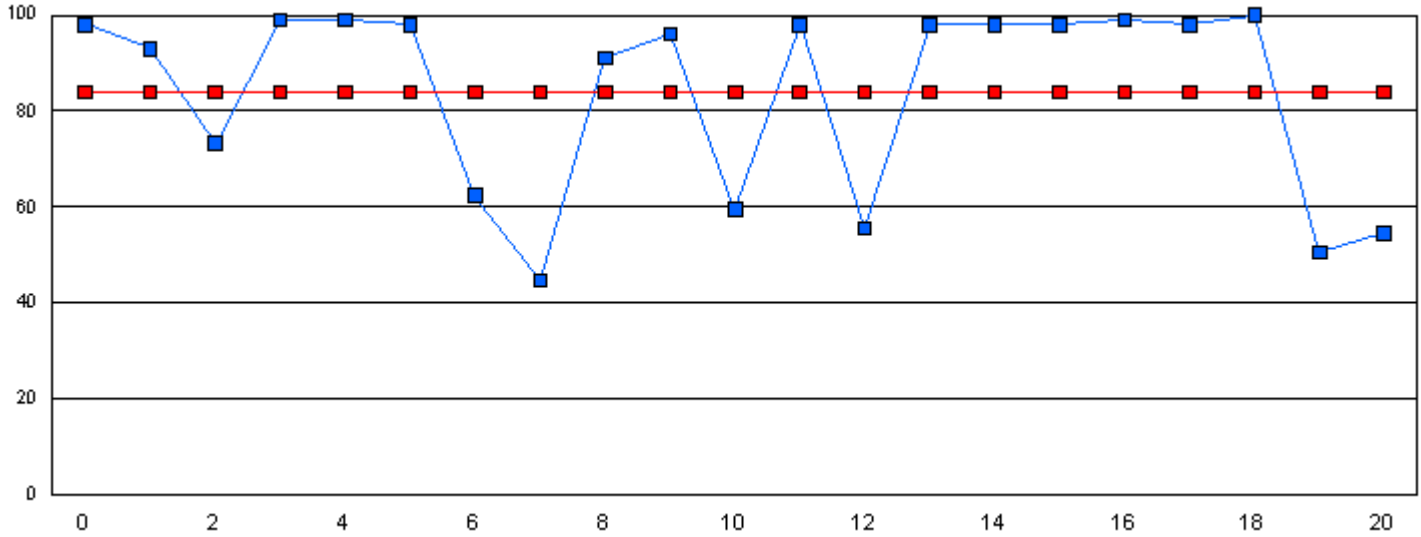
 Phonemic Awareness *Student*  Phonemic Awareness *Province*

Student # **Student Name**

Student Data withheld for reasons of confidentiality.

Number of Students : 21

Phonemic Awareness



This graph shows performance of each student vs. the province. The provincial average on Phonemic Awareness is 84.0.

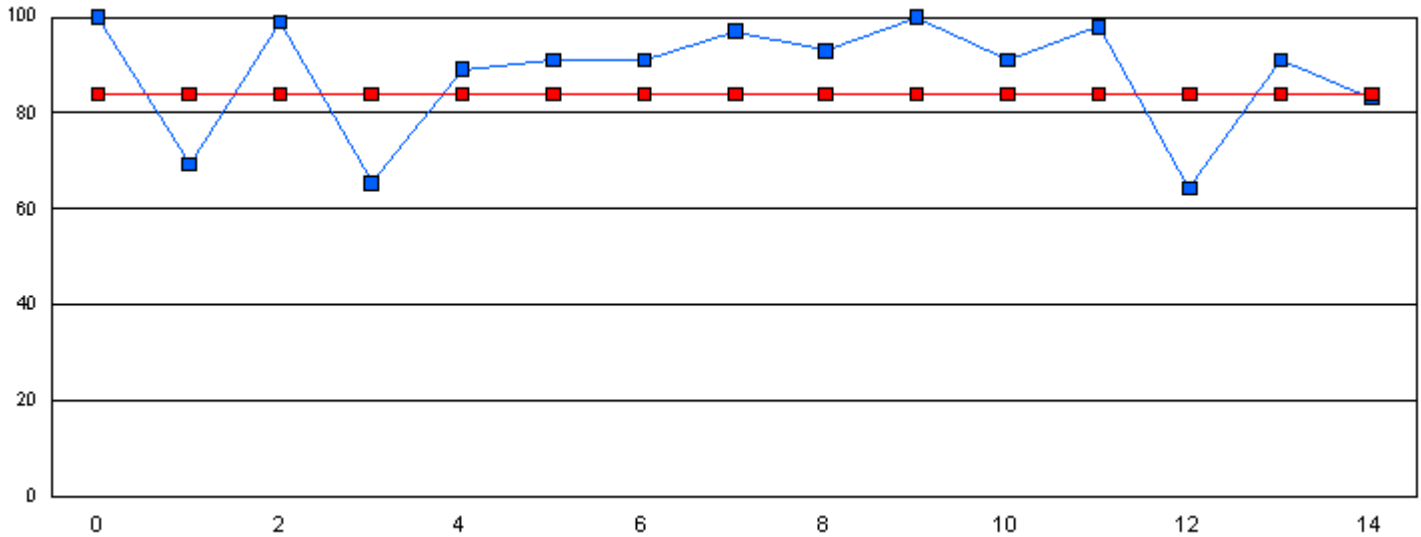
■ Phonemic Awareness *Student*
■ Phonemic Awareness *Province*

Student # **Student Name**

Student Data withheld for reasons of confidentiality.

Number of Students : 15

Phonemic Awareness



This graph shows performance of each student vs. the province. The provincial average on Phonemic Awareness is 84.0.

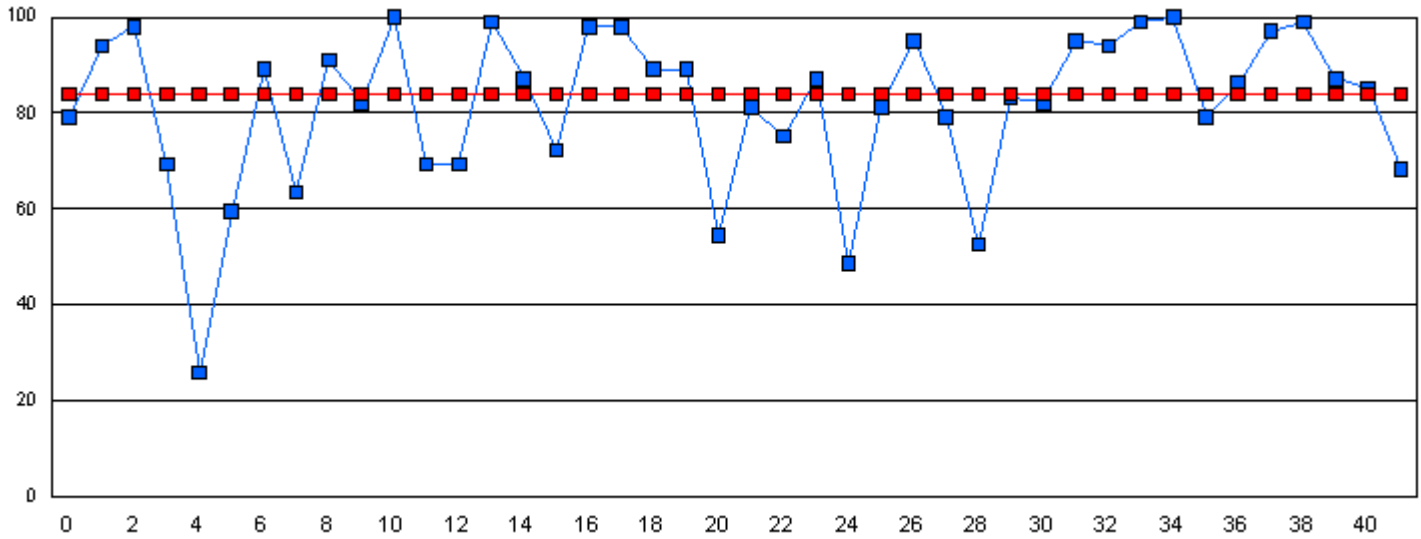
Phonemic Awareness *Student*
 Phonemic Awareness *Province*

Student # **Student Name**

Student Data withheld for reasons of confidentiality.

Number of Students : 42

Phonemic Awareness



This graph shows performance of each student vs. the province. The provincial average on Phonemic Awareness is 84.0.

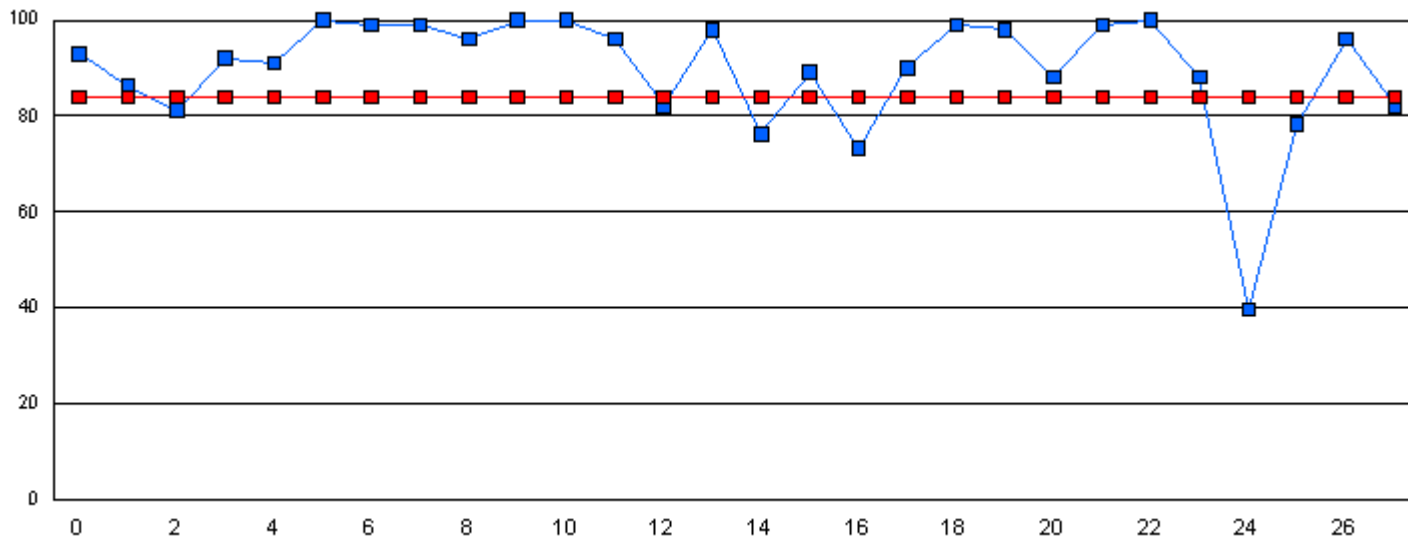
■ Phonemic Awareness *Student*
■ Phonemic Awareness *Province*

Student # Student Name

Student Data withheld for reasons of confidentiality.

Number of Students : 28

Phonemic Awareness



This graph shows performance of each student vs. the province. The provincial average on Phonemic Awareness is 84.0.

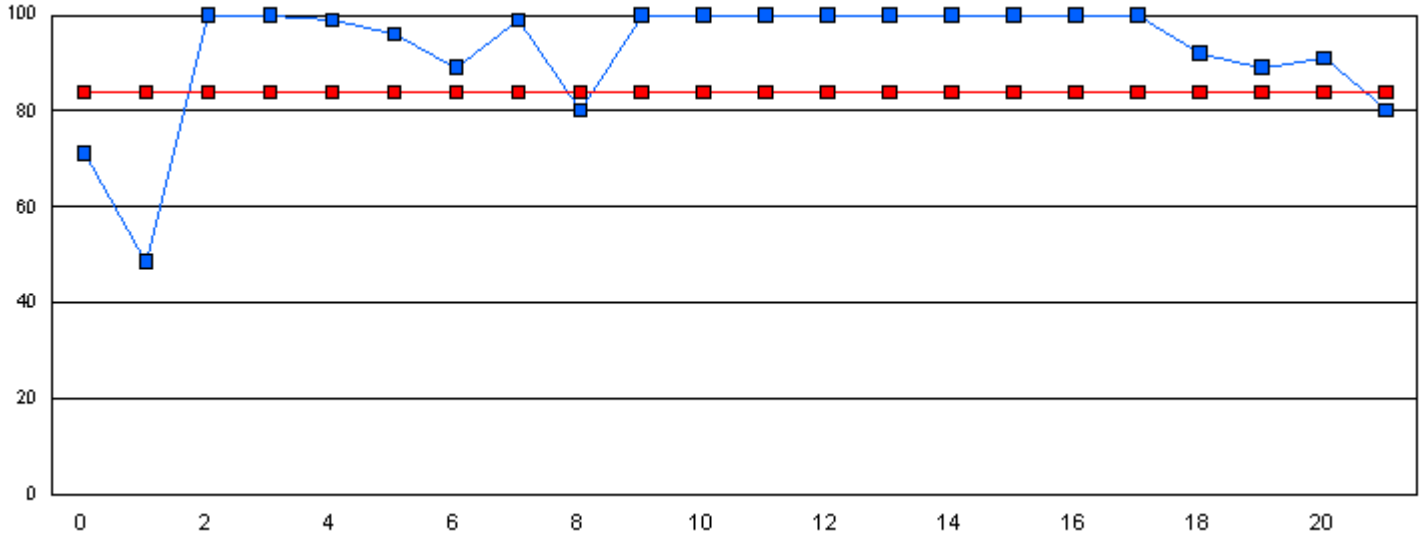
■ Phonemic Awareness *Student*
■ Phonemic Awareness *Province*

Student # **Student Name**

Student Data withheld for reasons of confidentiality.

Number of Students : 22

Phonemic Awareness



This graph shows performance of each student vs. the province. The provincial average on Phonemic Awareness is 84.0.

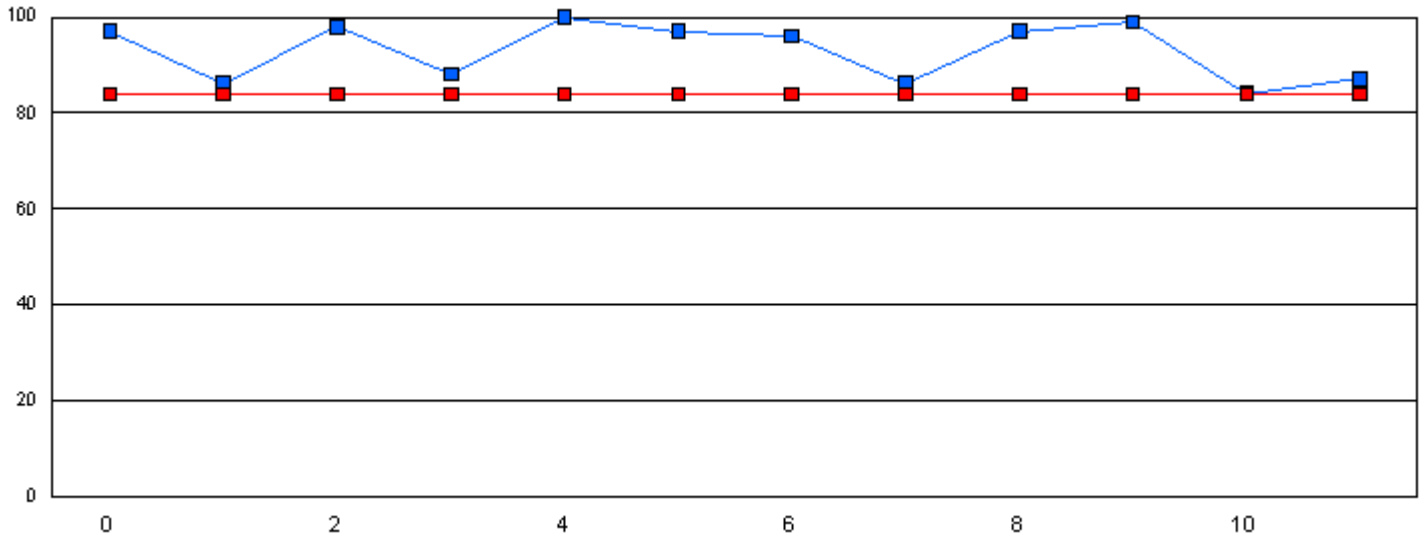
■ Phonemic Awareness *Student*
■ Phonemic Awareness *Province*

Student # **Student Name**

Student Data withheld for reasons of confidentiality.

Number of Students : 12

Phonemic Awareness



This graph shows performance of each student vs. the province. The provincial average on Phonemic Awareness is 84.0.

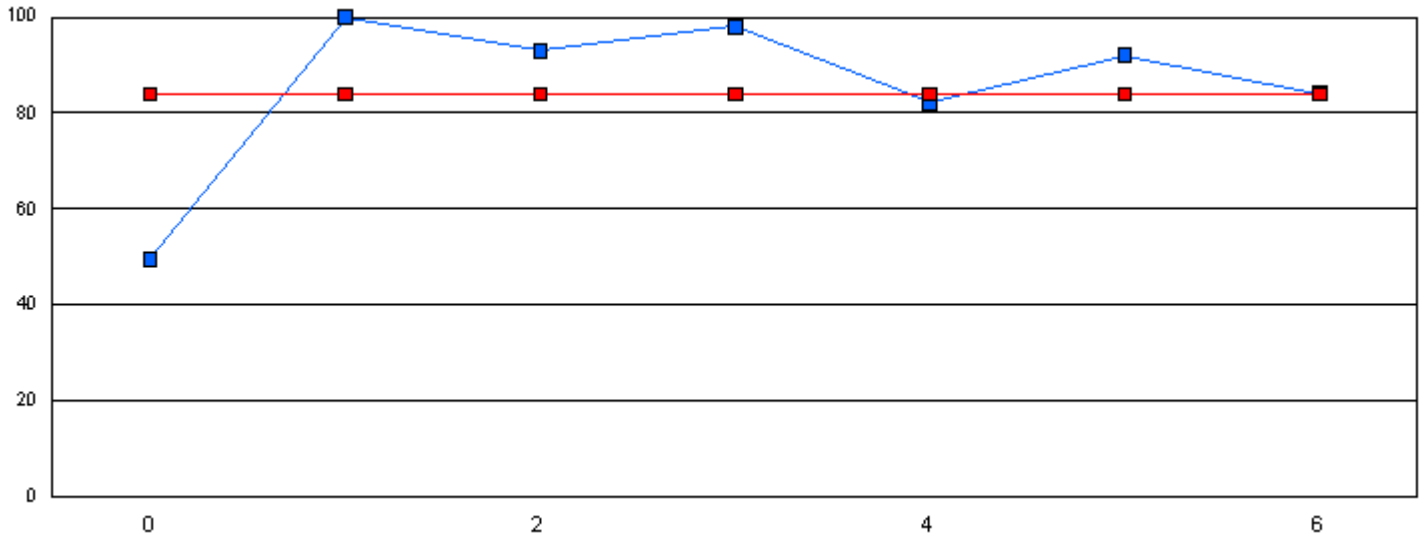
■ Phonemic Awareness *Student*
■ Phonemic Awareness *Province*

Student # Student Name

Student Data withheld for reasons of confidentiality.

Number of Students : 7

Phonemic Awareness



This graph shows performance of each student vs. the province. The provincial average on Phonemic Awareness is 84.0.

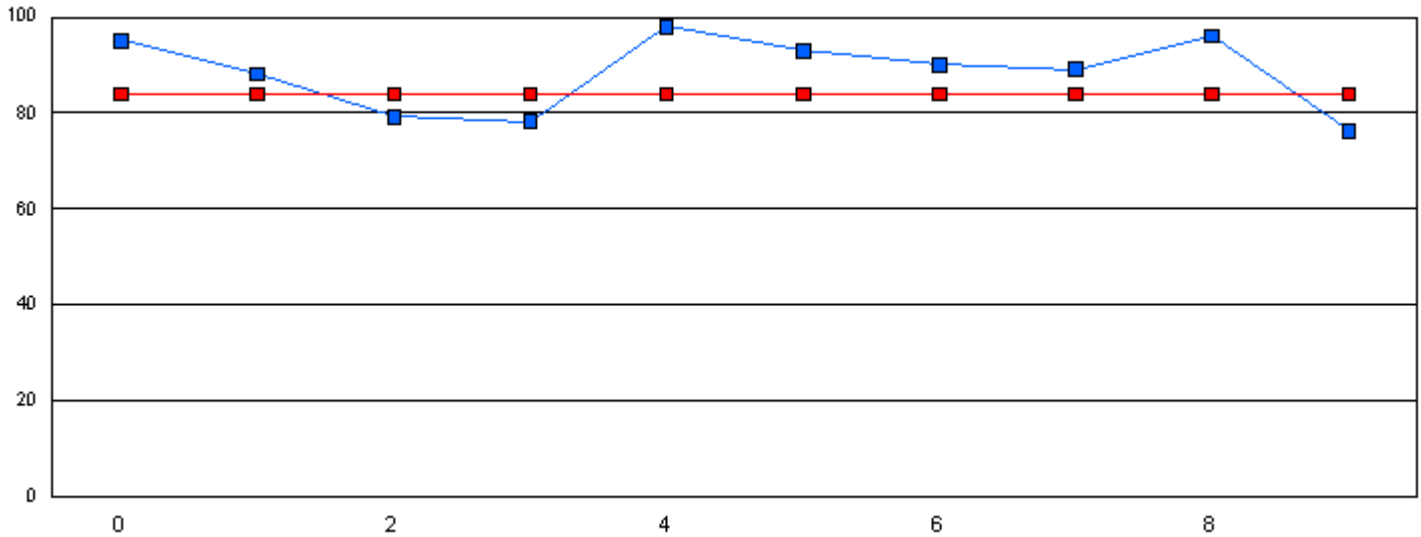
■ Phonemic Awareness *Student*
■ Phonemic Awareness *Province*

Student # **Student Name**

Student Data withheld for reasons of confidentiality.

Number of Students : 10

Phonemic Awareness



This graph shows performance of each student vs. the province. The provincial average on Phonemic Awareness is 84.0.

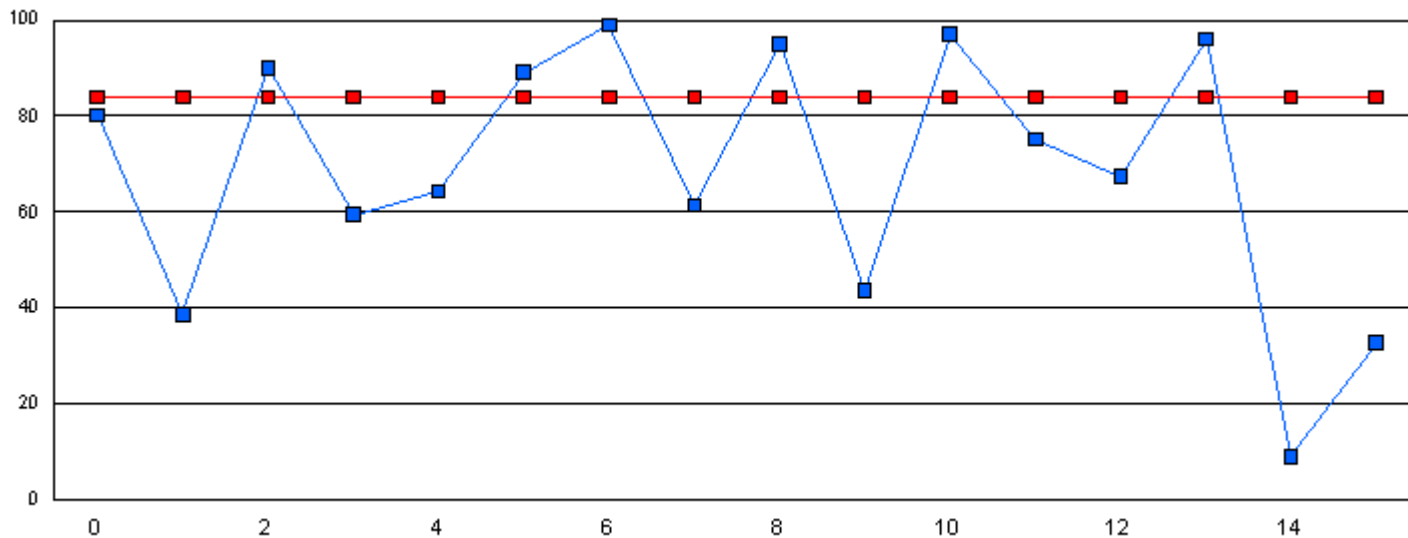
Phonemic Awareness *Student*
 Phonemic Awareness *Province*

Student # **Student Name**

Student Data withheld for reasons of confidentiality.

Number of Students : 16

Phonemic Awareness



This graph shows performance of each student vs. the province. The provincial average on Phonemic Awareness is 84.0.

■ Phonemic Awareness *Student*

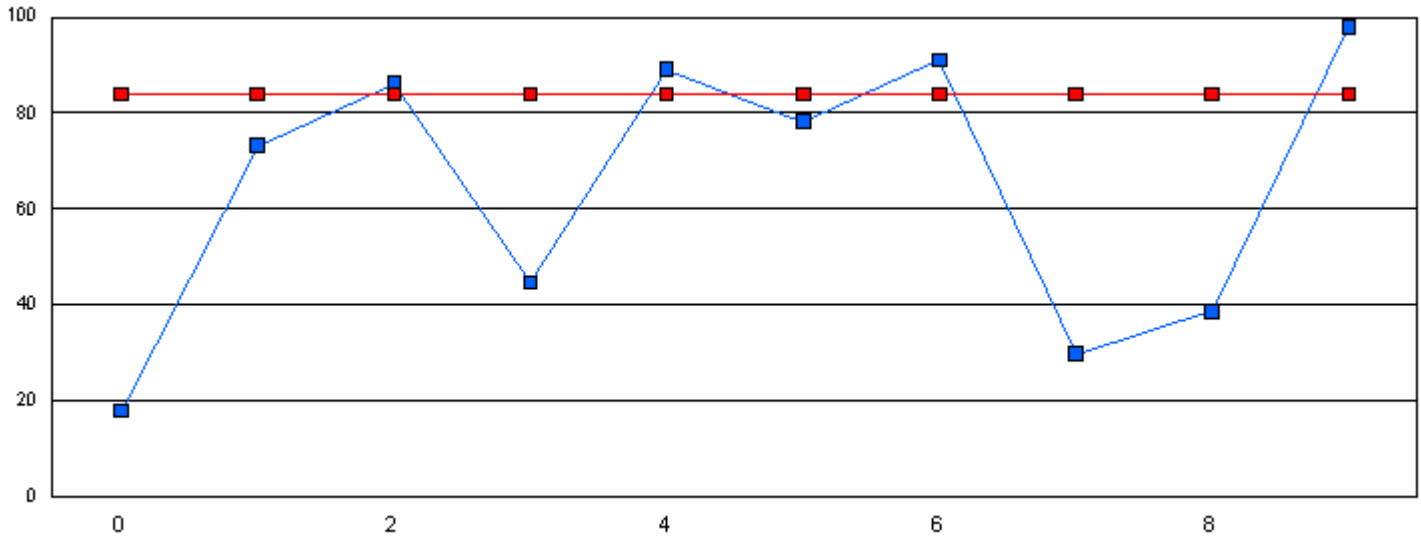
■ Phonemic Awareness *Province*

Student # Student Name

Student Data withheld for reasons of confidentiality.

Number of Students : 10

Phonemic Awareness



This graph shows performance of each student vs. the province. The provincial average on Phonemic Awareness is 84.0.

Phonemic Awareness *Student*
 Phonemic Awareness *Province*

Student # **Student Name**


Student Data withheld for reasons of confidentiality.

Number of Students : 4

Phonemic Awareness

School data with 5 or fewer students withheld for reasons of confidentiality.

This graph shows performance of each student vs. the province. The provincial average on Phonemic Awareness is 84.0.

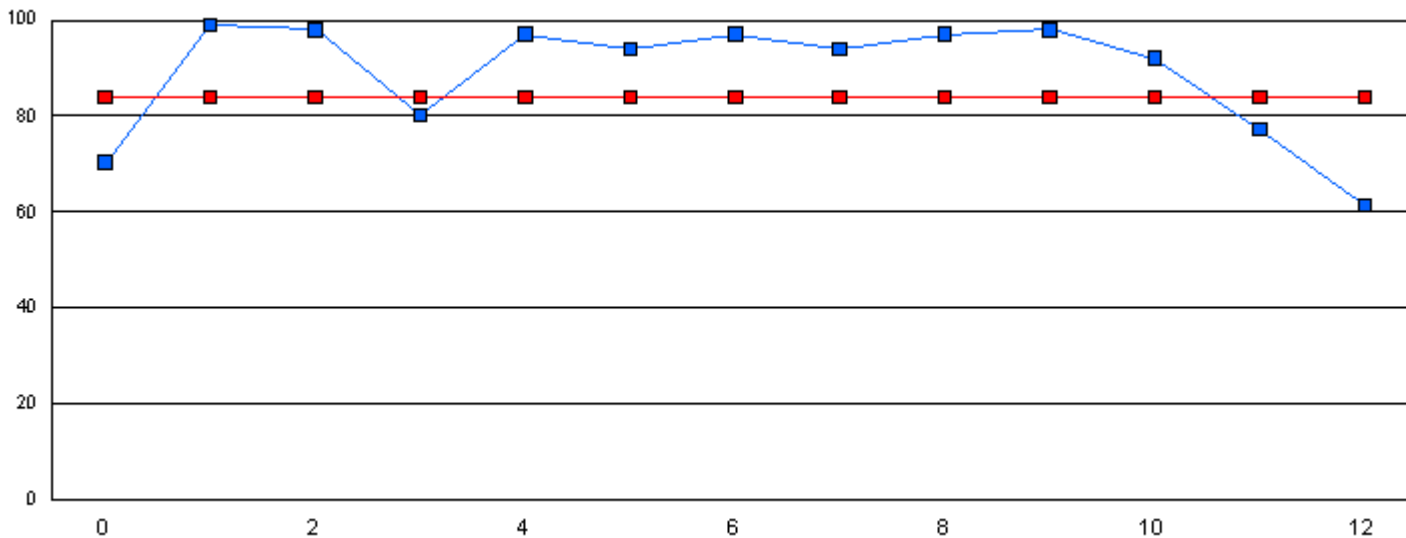
 Phonemic Awareness *Student*  Phonemic Awareness *Province*

Student # **Student Name**

Student Data withheld for reasons of confidentiality.

Number of Students : 13

Phonemic Awareness



This graph shows performance of each student vs. the province. The provincial average on Phonemic Awareness is 84.0.

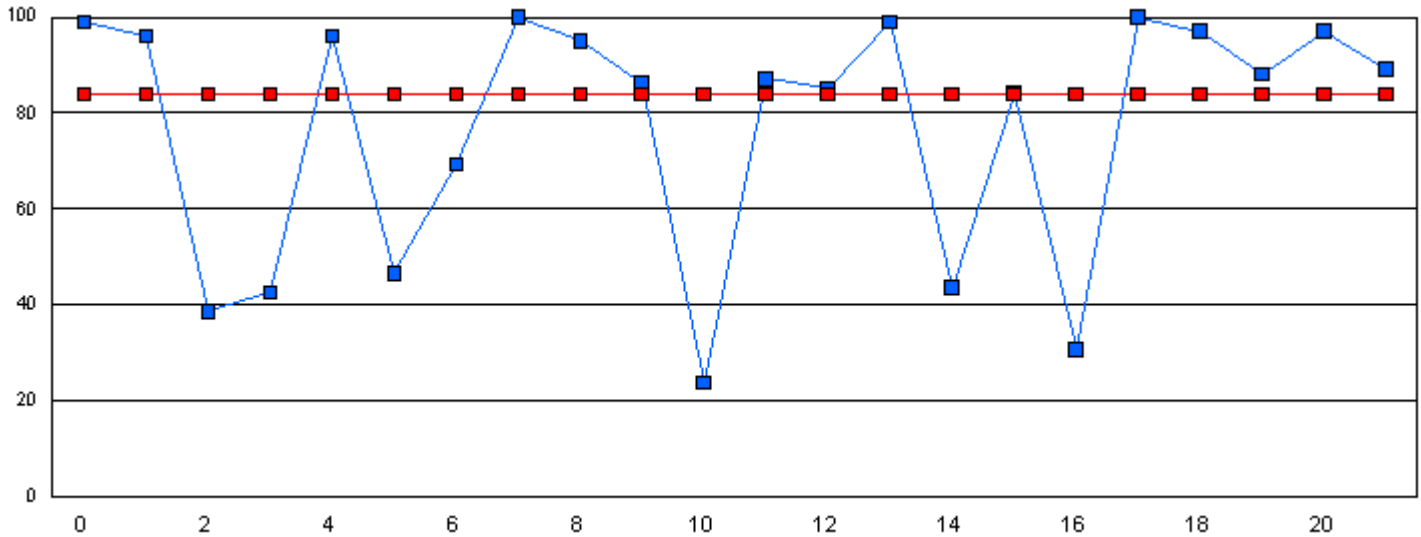
Phonemic Awareness *Student*
 Phonemic Awareness *Province*

Student # **Student Name**

Student Data withheld for reasons of confidentiality.

Number of Students : 22

Phonemic Awareness



This graph shows performance of each student vs. the province. The provincial average on Phonemic Awareness is 84.0.

■ Phonemic Awareness *Student*
■ Phonemic Awareness *Province*

Student # **Student Name**


Student Data withheld for reasons of confidentiality.

Number of Students : 4

Phonemic Awareness

School data with 5 or fewer students withheld for reasons of confidentiality.

This graph shows performance of each student vs. the province. The provincial average on Phonemic Awareness is 84.0.

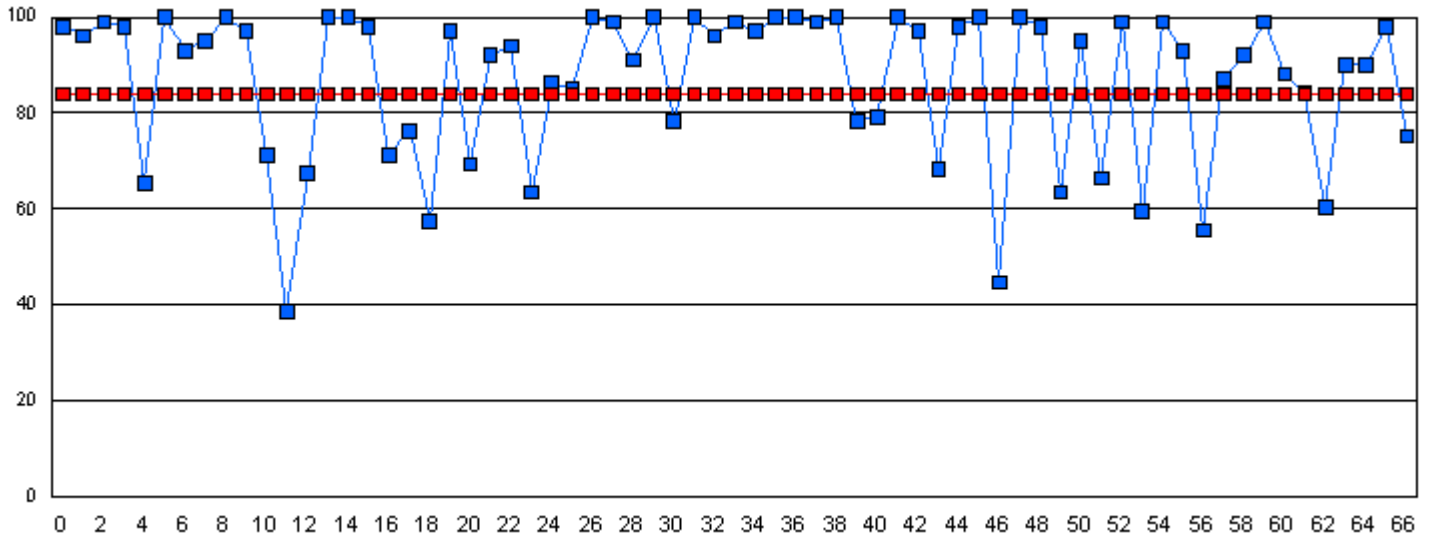
 Phonemic Awareness *Student*  Phonemic Awareness *Province*

Student # **Student Name**

Student Data withheld for reasons of confidentiality.

Number of Students : 67

Phonemic Awareness



This graph shows performance of each student vs. the province. The provincial average on Phonemic Awareness is 84.0.

Phonemic Awareness *Student*
 Phonemic Awareness *Province*

Student # **Student Name**


Student Data withheld for reasons of confidentiality.

Number of Students : 3

Phonemic Awareness

School data with 5 or fewer students withheld for reasons of confidentiality.

This graph shows performance of each student vs. the province. The provincial average on Phonemic Awareness is 84.0.

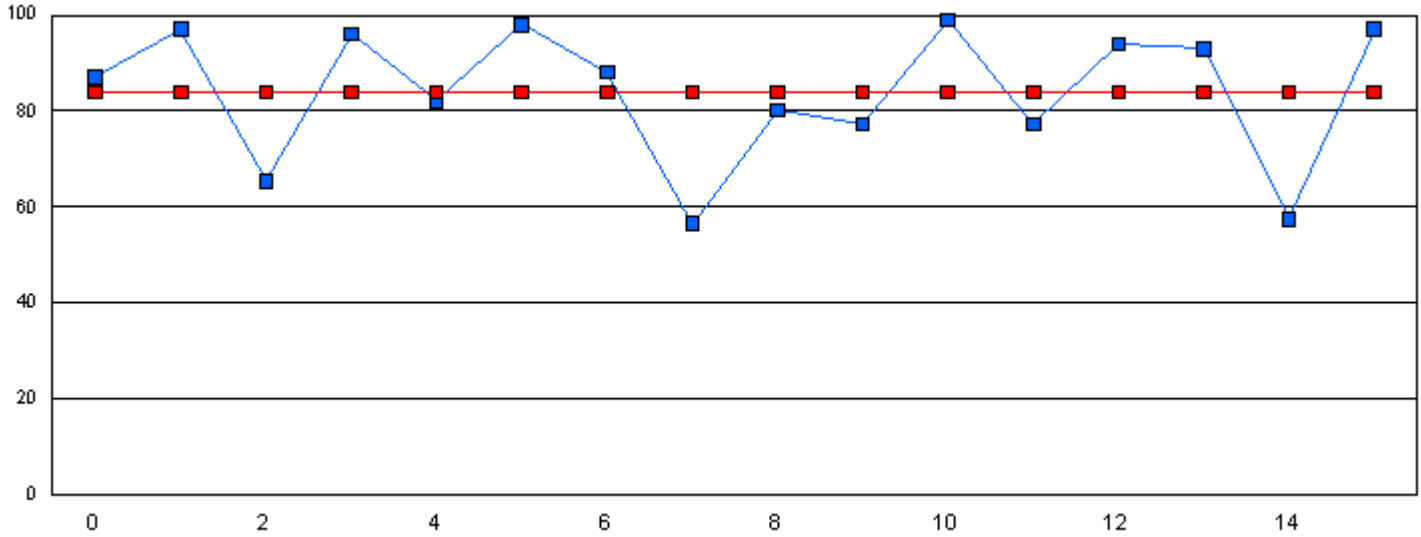
 Phonemic Awareness *Student*  Phonemic Awareness *Province*

Student # **Student Name**

Student Data withheld for reasons of confidentiality.

Number of Students : 16

Phonemic Awareness



This graph shows performance of each student vs. the province. The provincial average on Phonemic Awareness is 84.0.

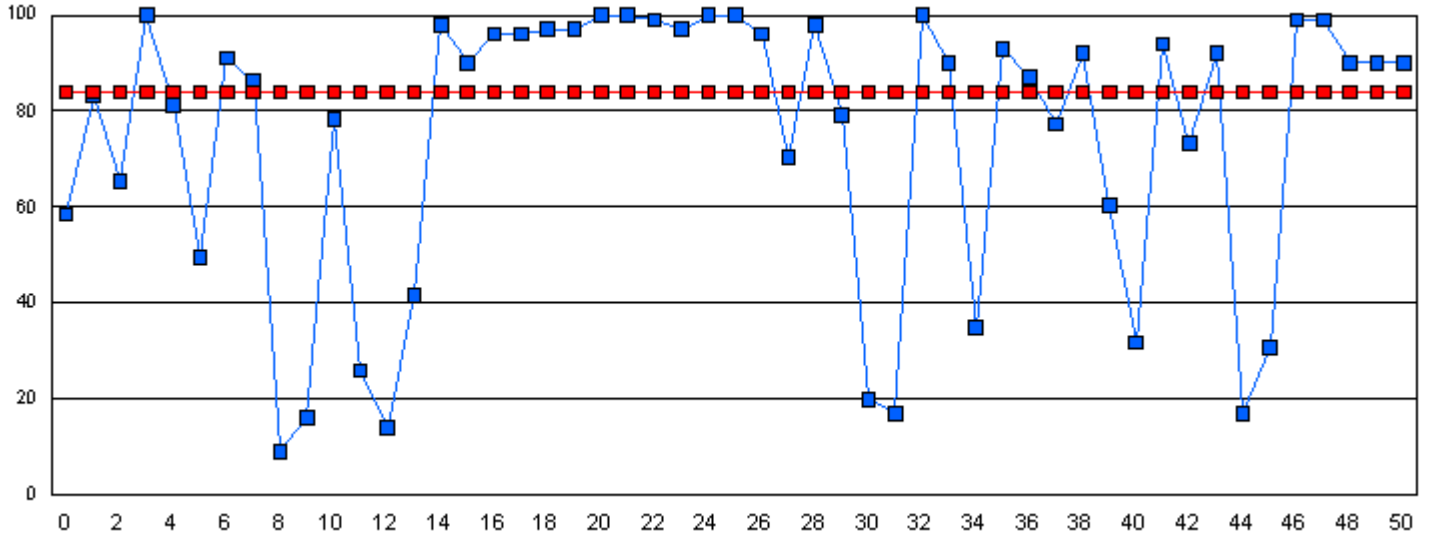
Phonemic Awareness *Student*
 Phonemic Awareness *Province*

Student # **Student Name**

Student Data withheld for reasons of confidentiality.

Number of Students : 52

Phonemic Awareness



This graph shows performance of each student vs. the province. The provincial average on Phonemic Awareness is 84.0.

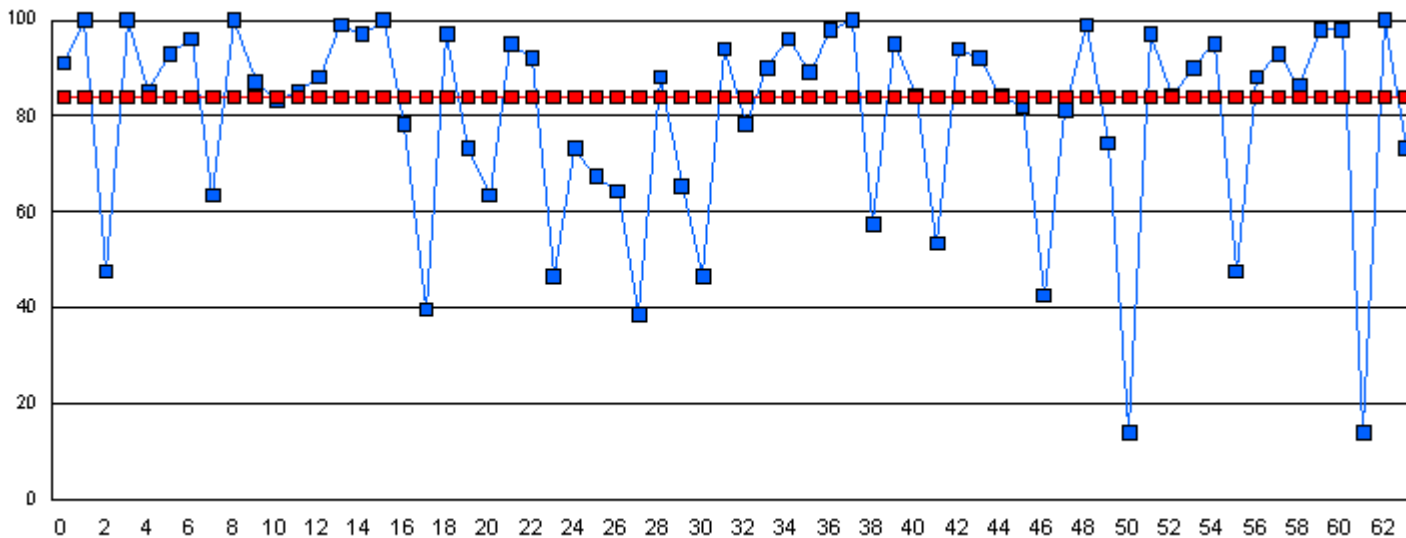
Phonemic Awareness *Student*
 Phonemic Awareness *Province*

Student # **Student Name**

Student Data withheld for reasons of confidentiality.

Number of Students : 64

Phonemic Awareness



This graph shows performance of each student vs. the province. The provincial average on Phonemic Awareness is 84.0.

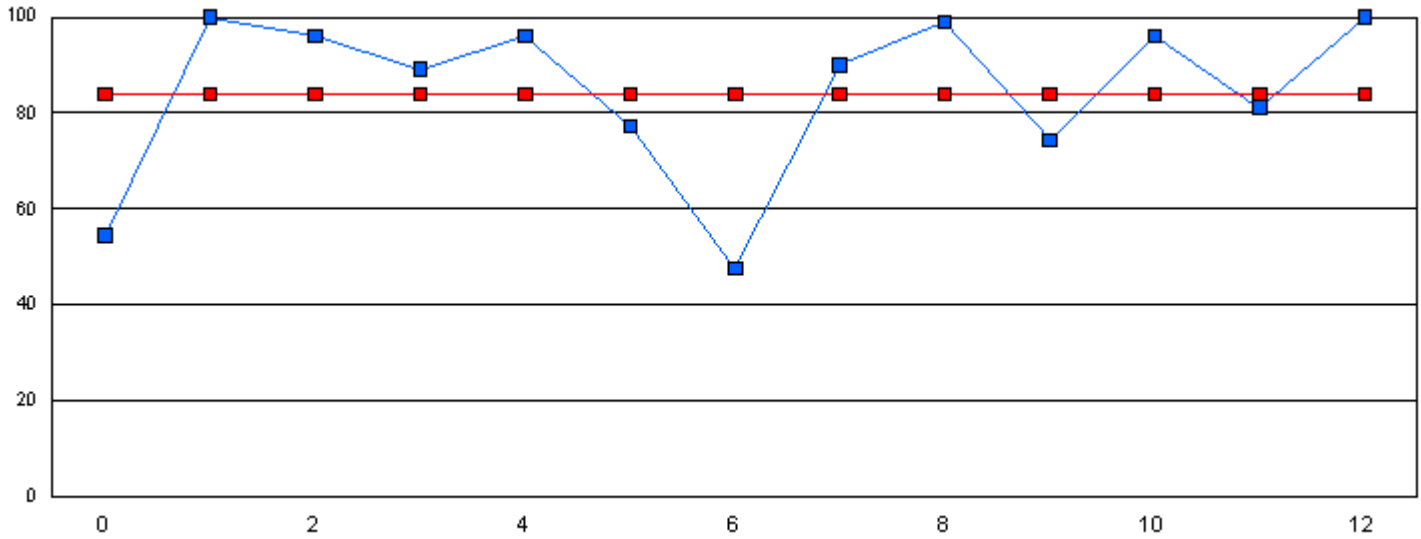
Phonemic Awareness *Student*
 Phonemic Awareness *Province*

Student # **Student Name**

Student Data withheld for reasons of confidentiality.

Number of Students : 14

Phonemic Awareness



This graph shows performance of each student vs. the province. The provincial average on Phonemic Awareness is 84.0.

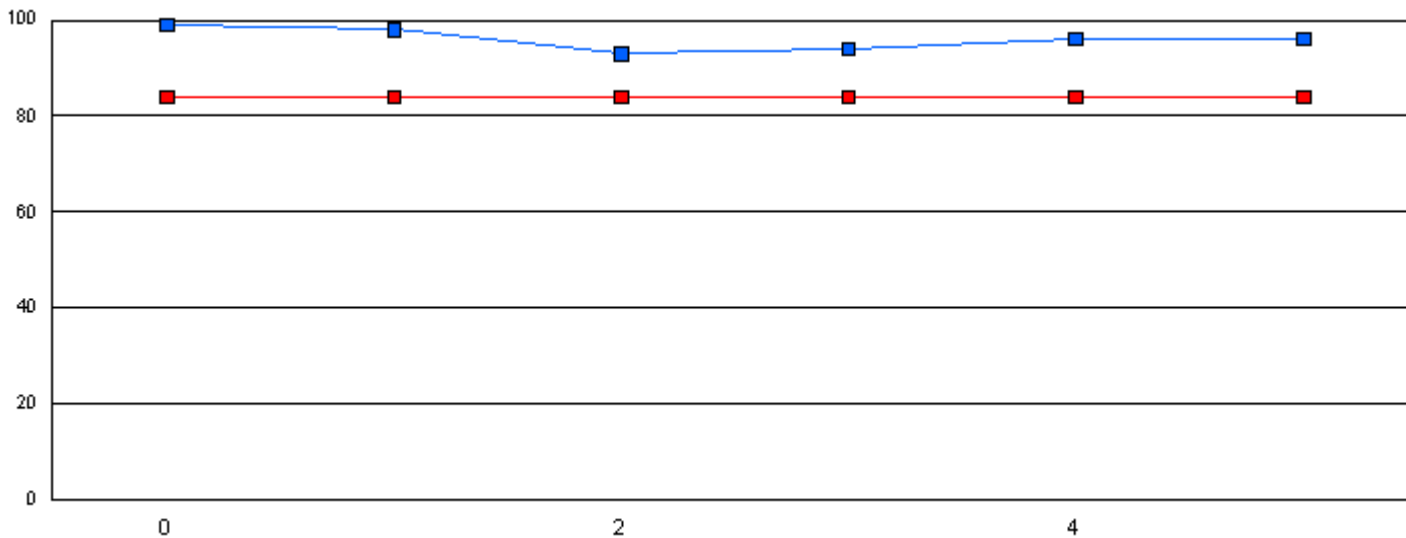
Phonemic Awareness *Student*
 Phonemic Awareness *Province*

Student # **Student Name**

Student Data withheld for reasons of confidentiality.

Number of Students : 6

Phonemic Awareness



This graph shows performance of each student vs. the province. The provincial average on Phonemic Awareness is 84.0.

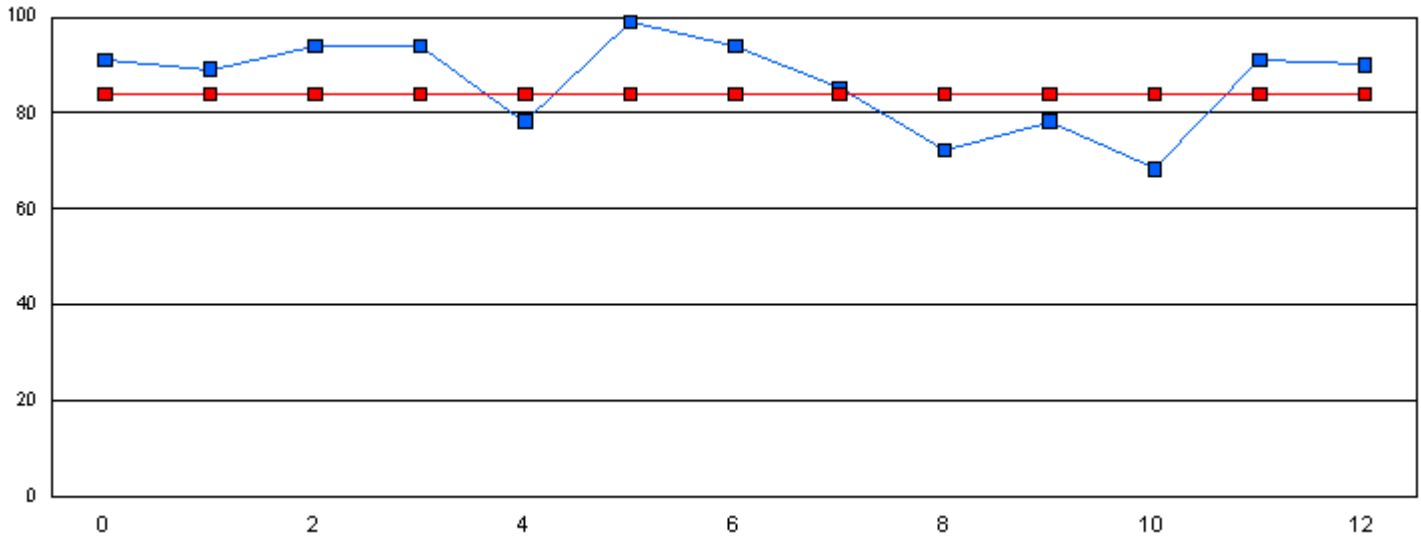
Phonemic Awareness *Student*
 Phonemic Awareness *Province*

Student # **Student Name**

Student Data withheld for reasons of confidentiality.

Number of Students : 13

Phonemic Awareness



This graph shows performance of each student vs. the province. The provincial average on Phonemic Awareness is 84.0.

Phonemic Awareness *Student*
 Phonemic Awareness *Province*

Student # **Student Name**

Student Data withheld for reasons of confidentiality.

Number of Students : 3

Phonemic Awareness

School data with 5 or fewer students withheld for reasons of confidentiality.

This graph shows performance of each student vs. the province. The provincial average on Phonemic Awareness is 84.0.

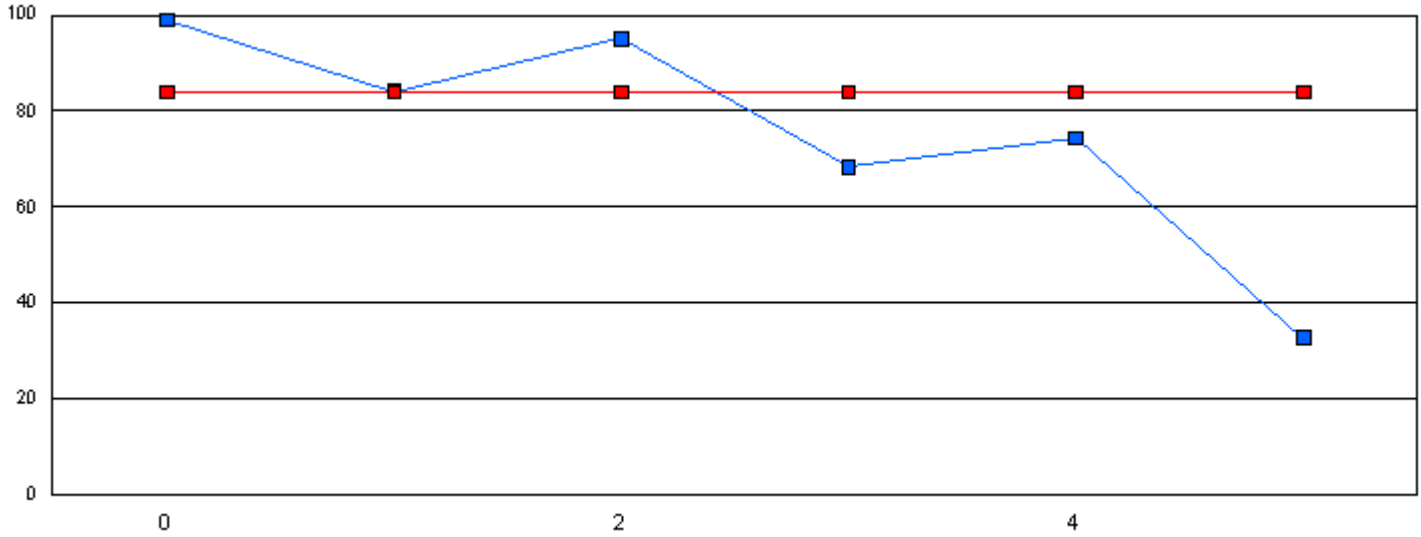
 Phonemic Awareness *Student*  Phonemic Awareness *Province*

Student # **Student Name**

Student Data withheld for reasons of confidentiality.

Number of Students : 6

Phonemic Awareness



This graph shows performance of each student vs. the province. The provincial average on Phonemic Awareness is 84.0.

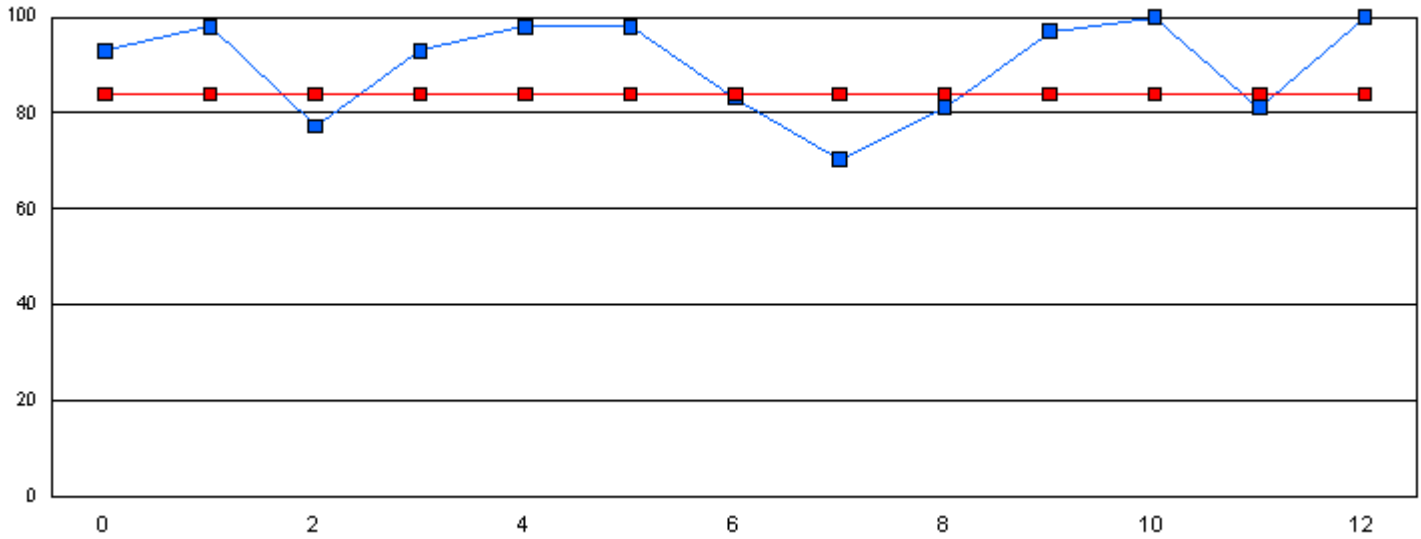
Phonemic Awareness *Student*
 Phonemic Awareness *Province*

Student # Student Name

Student Data withheld for reasons of confidentiality.

Number of Students : 13

Phonemic Awareness



This graph shows performance of each student vs. the province. The provincial average on Phonemic Awareness is 84.0.

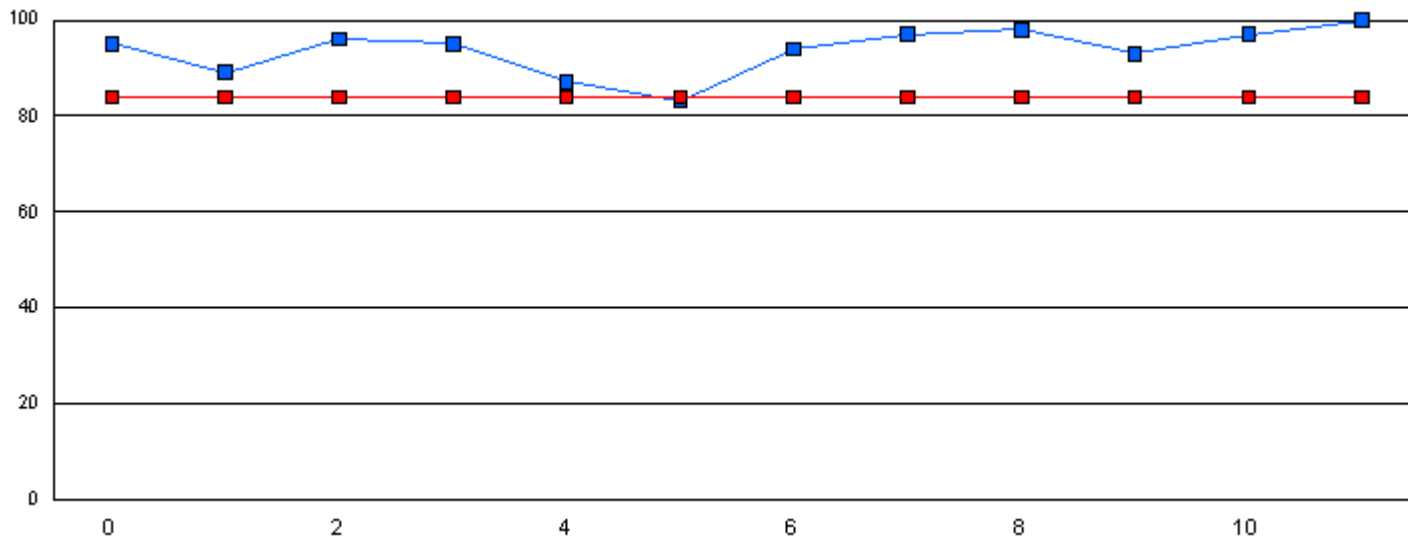
■ Phonemic Awareness *Student*
■ Phonemic Awareness *Province*

Student # **Student Name**

Student Data withheld for reasons of confidentiality.

Number of Students : 12

Phonemic Awareness



This graph shows performance of each student vs. the province. The provincial average on Phonemic Awareness is 84.0.

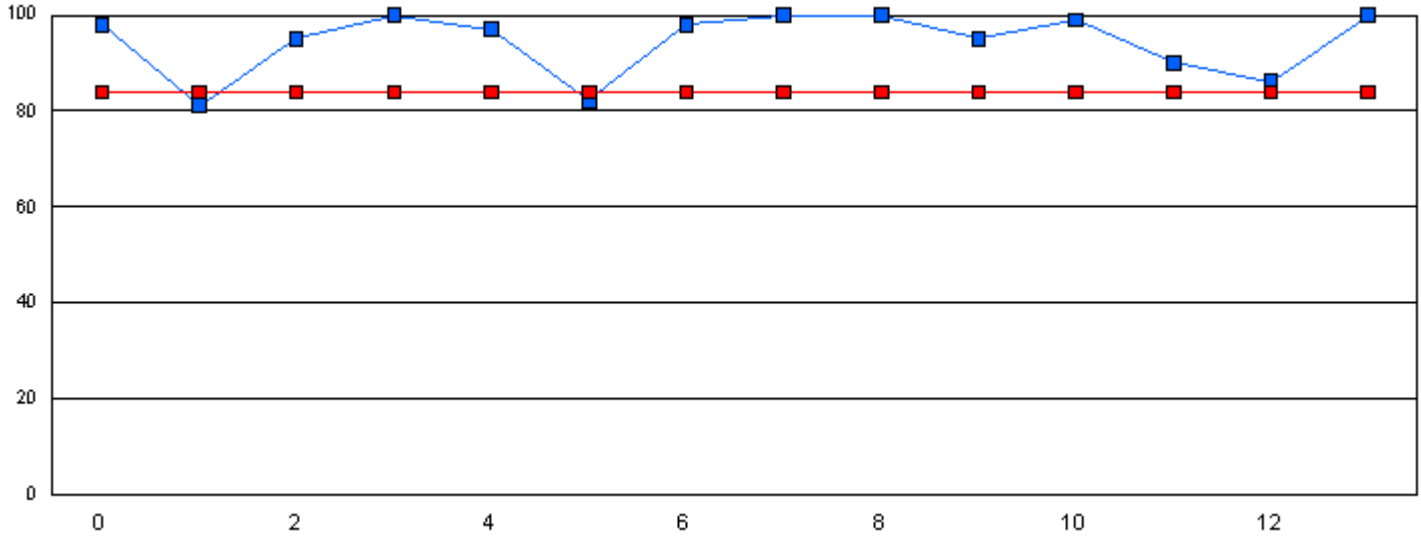
Phonemic Awareness *Student*
 Phonemic Awareness *Province*

Student # **Student Name**

Student Data withheld for reasons of confidentiality.

Number of Students : 14

Phonemic Awareness



This graph shows performance of each student vs. the province. The provincial average on Phonemic Awareness is 84.0.

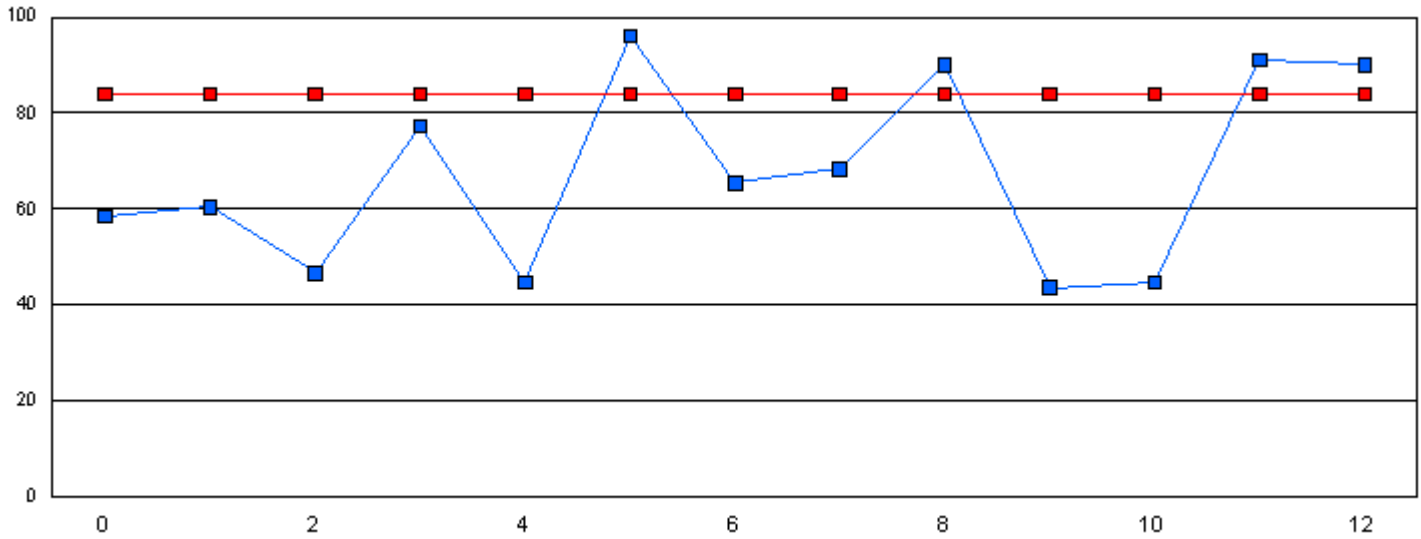
Phonemic Awareness *Student*
 Phonemic Awareness *Province*

Student # **Student Name**

Student Data withheld for reasons of confidentiality.

Number of Students : 13

Phonemic Awareness



This graph shows performance of each student vs. the province. The provincial average on Phonemic Awareness is 84.0.

Phonemic Awareness *Student*
 Phonemic Awareness *Province*

Student # **Student Name**

Student Data withheld for reasons of confidentiality.

Number of Students : 2

Phonemic Awareness

School data with 5 or fewer students withheld for reasons of confidentiality.

This graph shows performance of each student vs. the province. The provincial average on Phonemic Awareness is 84.0.

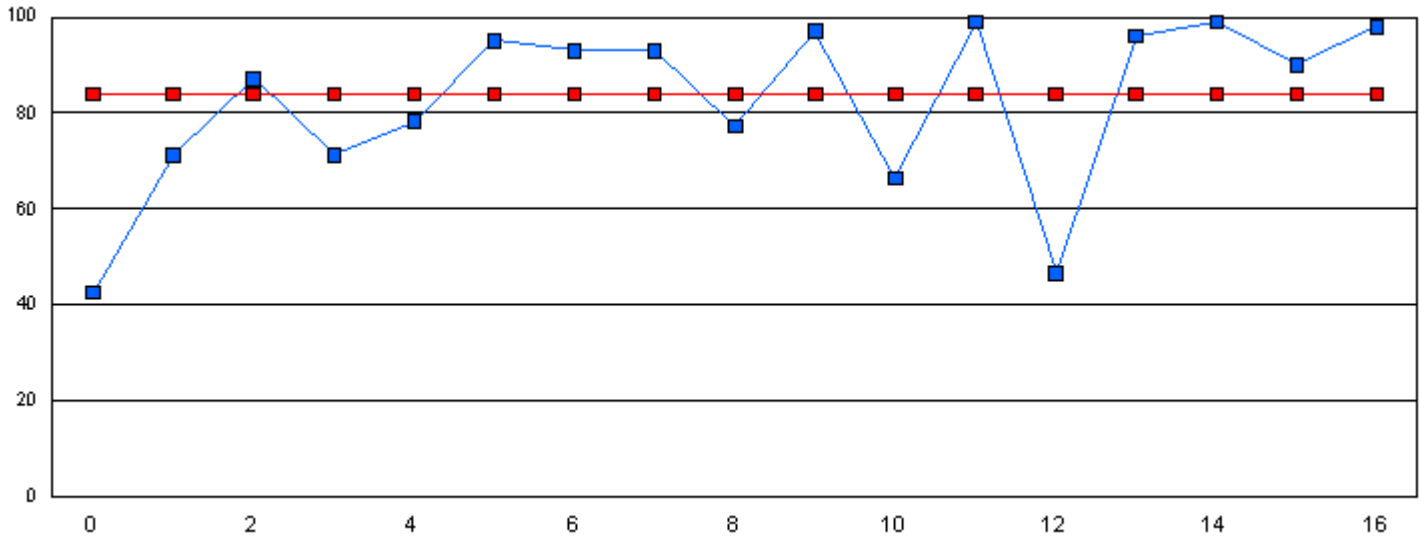
 Phonemic Awareness *Student*  Phonemic Awareness *Province*

Student # **Student Name**

Student Data withheld for reasons of confidentiality.

Number of Students : 17

Phonemic Awareness



This graph shows performance of each student vs. the province. The provincial average on Phonemic Awareness is 84.0.

■ Phonemic Awareness *Student*
■ Phonemic Awareness *Province*

Student # **Student Name**

Student Data withheld for reasons of confidentiality.

Number of Students : 1

Phonemic Awareness

School data with 5 or fewer students withheld for reasons of confidentiality.

This graph shows performance of each student vs. the province. The provincial average on Phonemic Awareness is 84.0.

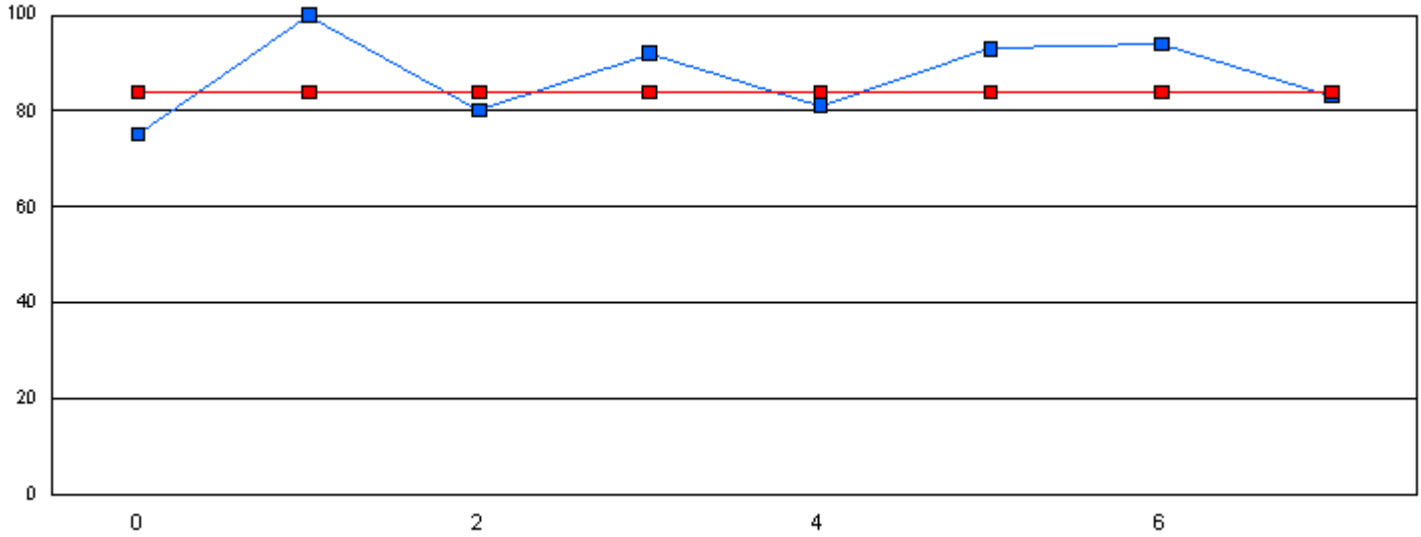
 Phonemic Awareness *Student*  Phonemic Awareness *Province*

Student # **Student Name**

Student Data withheld for reasons of confidentiality.

Number of Students : 8

Phonemic Awareness



This graph shows performance of each student vs. the province. The provincial average on Phonemic Awareness is 84.0.

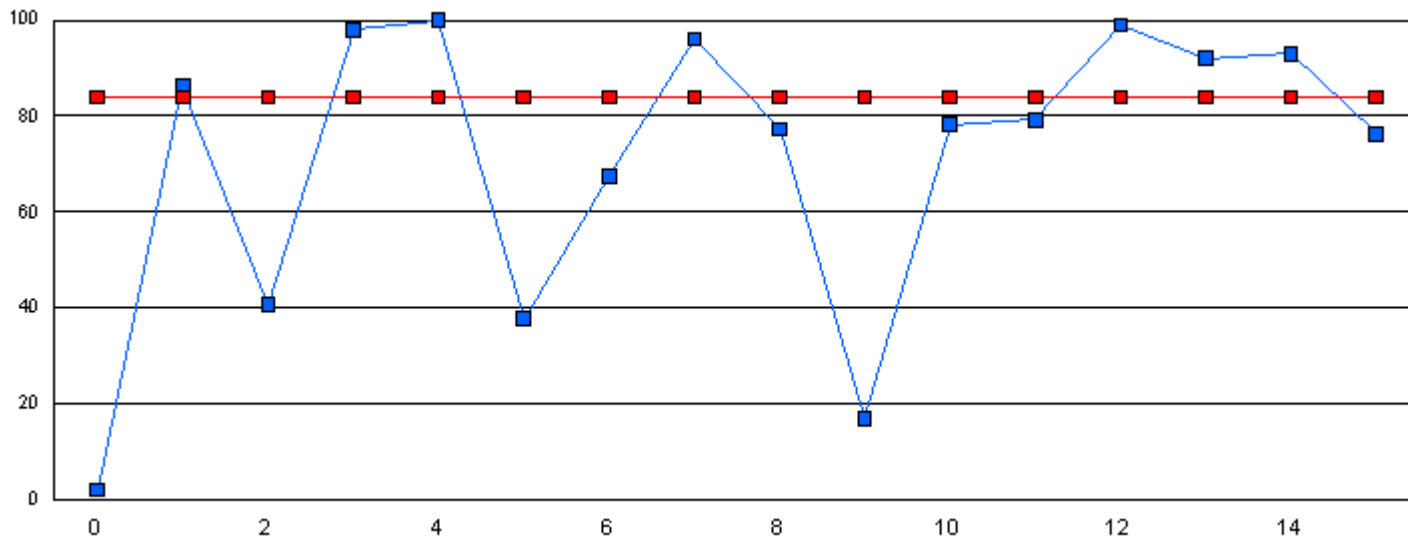
Phonemic Awareness *Student*
 Phonemic Awareness *Province*

Student # **Student Name**

Student Data withheld for reasons of confidentiality.

Number of Students : 16

Phonemic Awareness



This graph shows performance of each student vs. the province. The provincial average on Phonemic Awareness is 84.0.

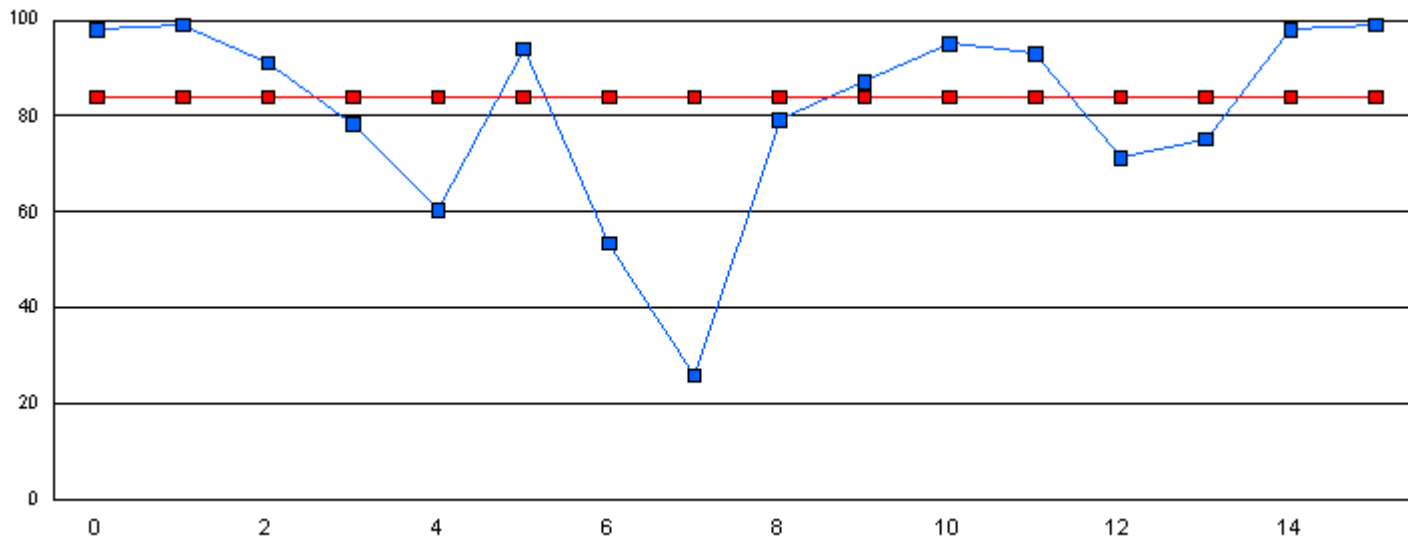
Phonemic Awareness *Student*
 Phonemic Awareness *Province*

Student # **Student Name**

Student Data withheld for reasons of confidentiality.

Number of Students : 16

Phonemic Awareness



This graph shows performance of each student vs. the province. The provincial average on Phonemic Awareness is 84.0.

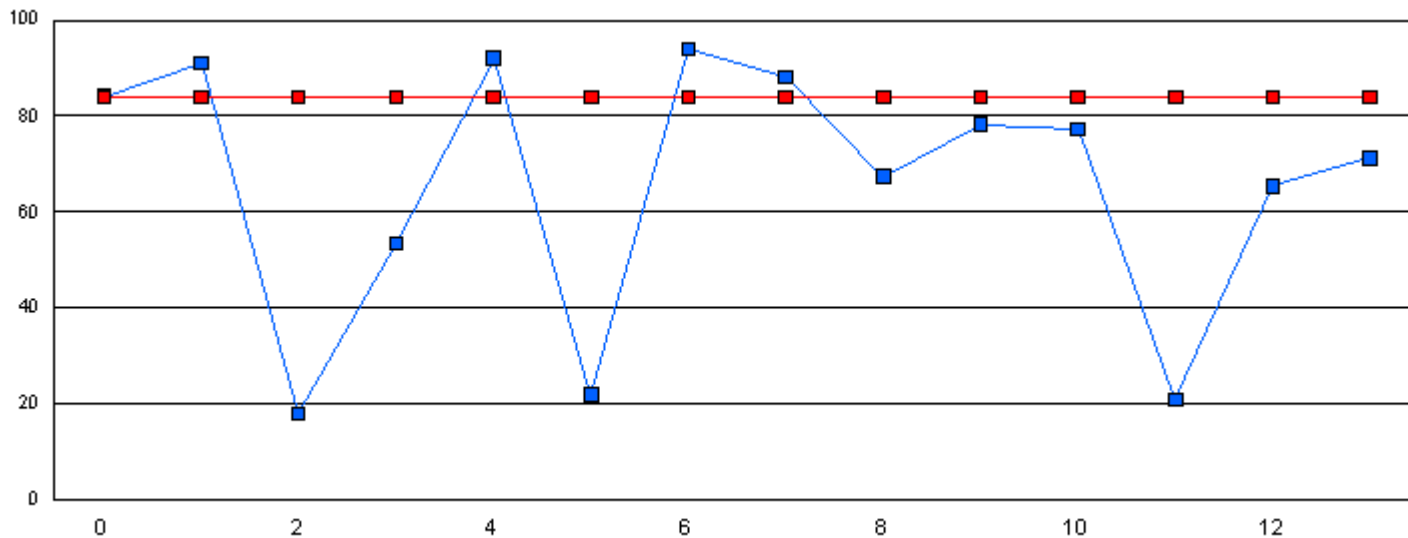
Phonemic Awareness *Student*
 Phonemic Awareness *Province*

Student # **Student Name**

Student Data withheld for reasons of confidentiality.

Number of Students : 14

Phonemic Awareness



This graph shows performance of each student vs. the province. The provincial average on Phonemic Awareness is 84.0.

■ Phonemic Awareness *Student*

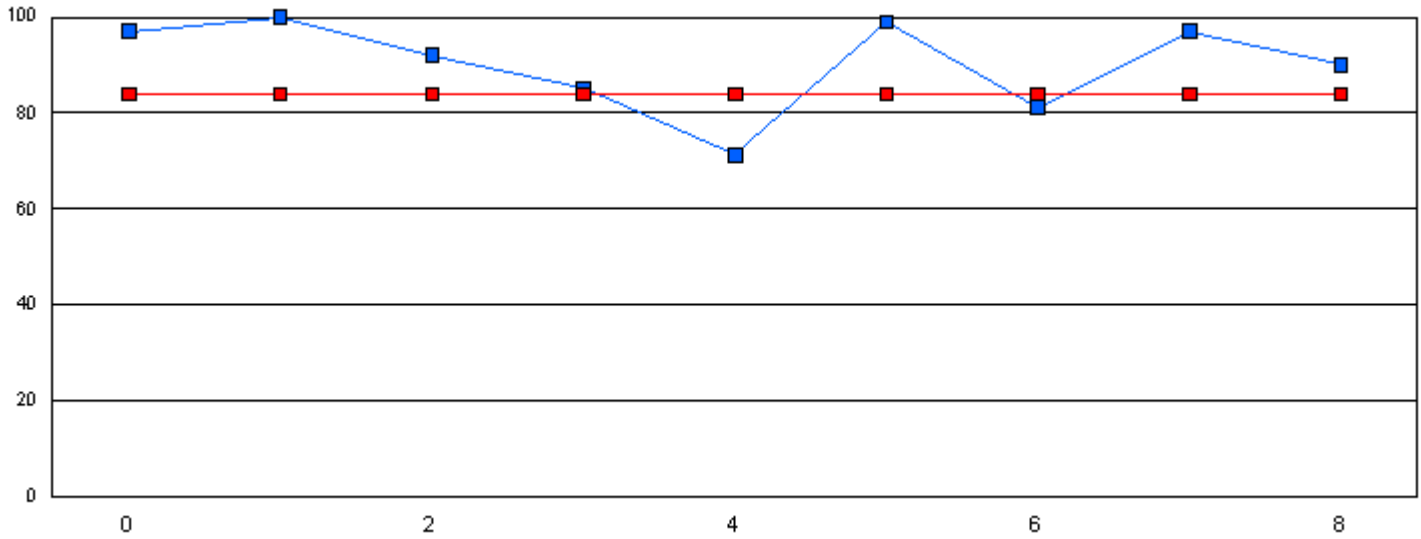
■ Phonemic Awareness *Province*

Student # **Student Name**

Student Data withheld for reasons of confidentiality.

Number of Students : 9

Phonemic Awareness



This graph shows performance of each student vs. the province. The provincial average on Phonemic Awareness is 84.0.

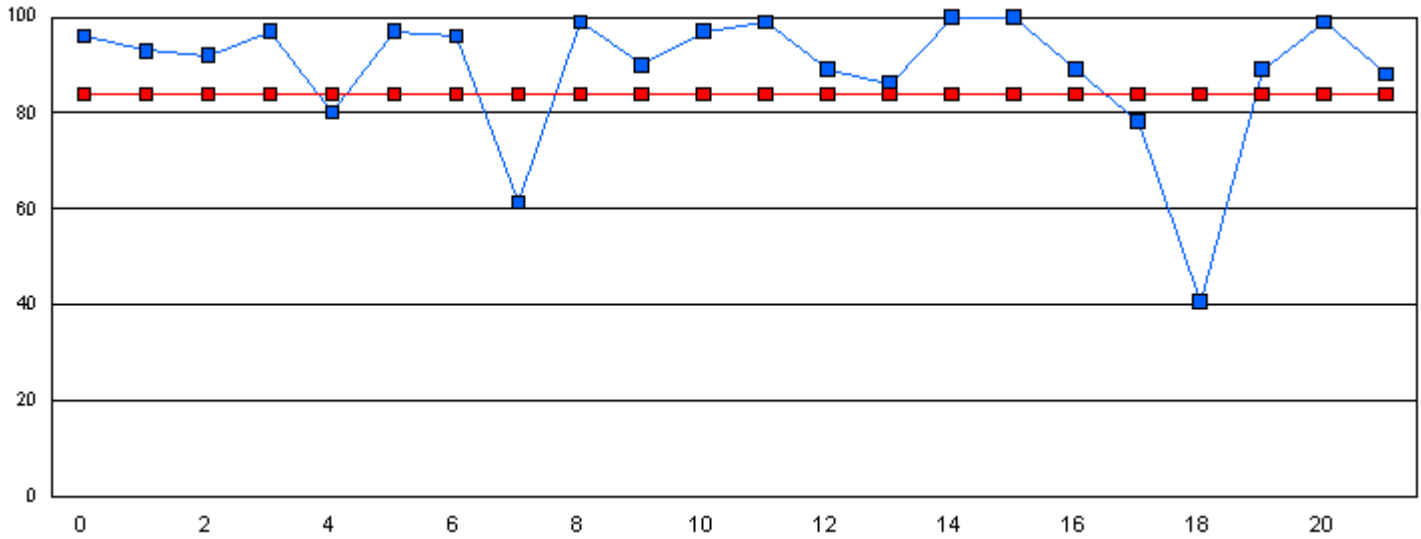
Phonemic Awareness *Student*
 Phonemic Awareness *Province*

Student # **Student Name**

Student Data withheld for reasons of confidentiality.

Number of Students : 22

Phonemic Awareness



This graph shows performance of each student vs. the province. The provincial average on Phonemic Awareness is 84.0.

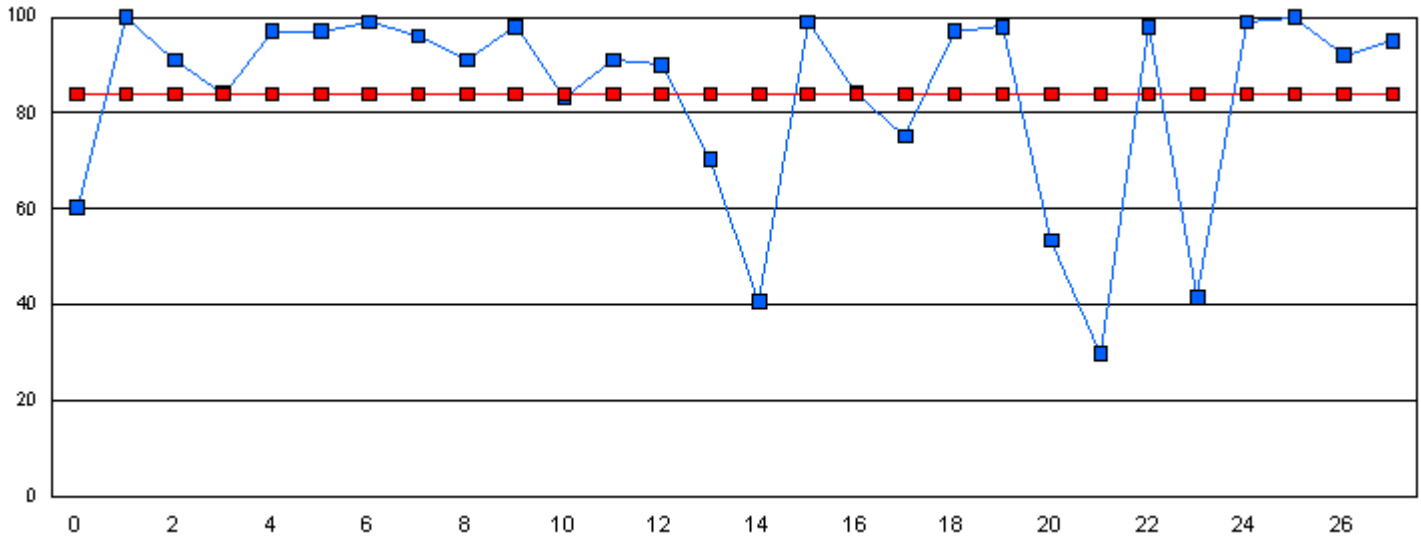
■ Phonemic Awareness *Student*
■ Phonemic Awareness *Province*

Student # Student Name

Student Data withheld for reasons of confidentiality.

Number of Students : 28

Phonemic Awareness



This graph shows performance of each student vs. the province. The provincial average on Phonemic Awareness is 84.0.

Phonemic Awareness *Student*
 Phonemic Awareness *Province*

Student # **Student Name**

Student Data withheld for reasons of confidentiality.

Number of Students : 4

Phonemic Awareness

School data with 5 or fewer students withheld for reasons of confidentiality.

This graph shows performance of each student vs. the province. The provincial average on Phonemic Awareness is 84.0.

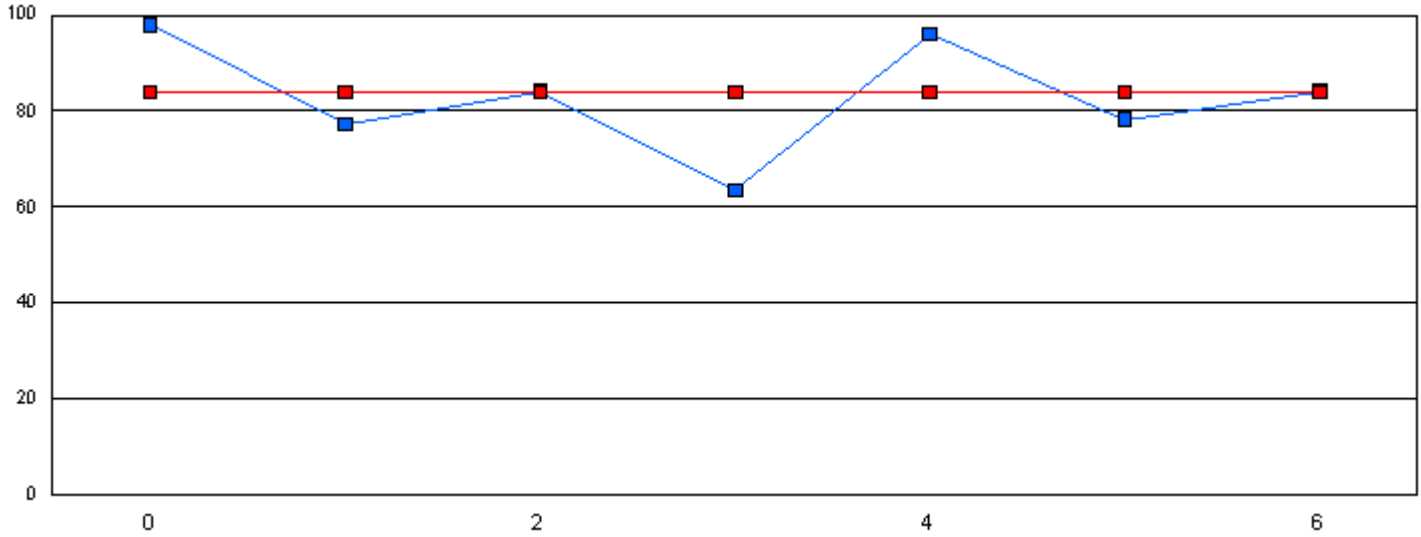
 Phonemic Awareness *Student*  Phonemic Awareness *Province*

Student # **Student Name**

Student Data withheld for reasons of confidentiality.

Number of Students : 7

Phonemic Awareness



This graph shows performance of each student vs. the province. The provincial average on Phonemic Awareness is 84.0.

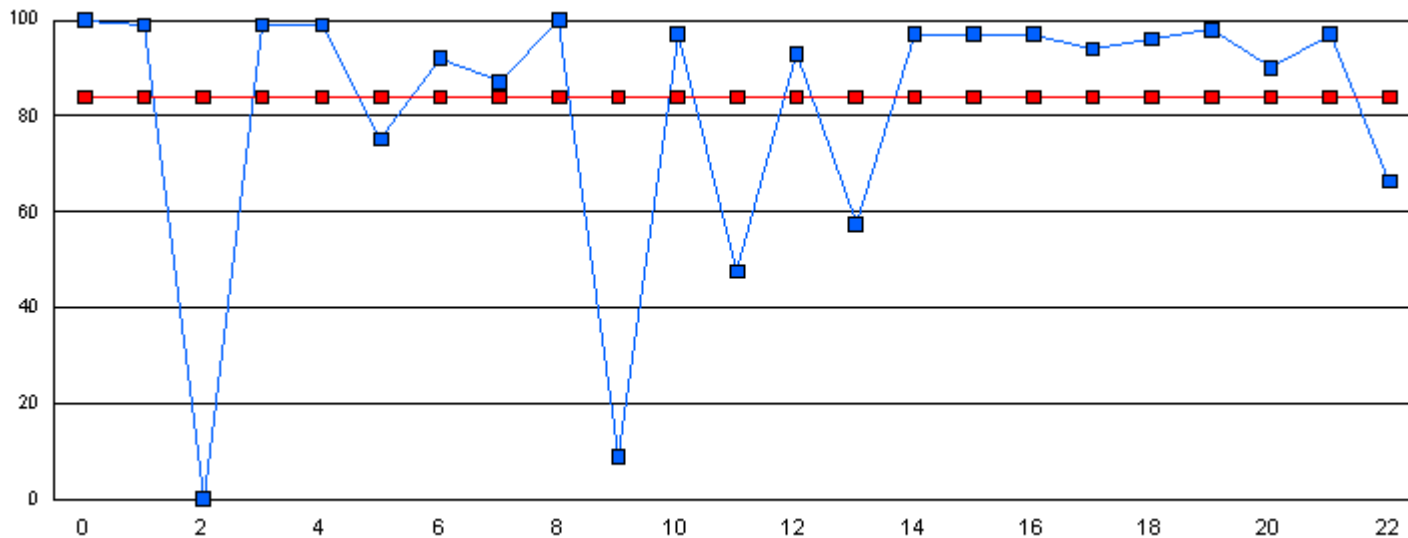
Phonemic Awareness *Student*
 Phonemic Awareness *Province*

Student # **Student Name**

Student Data withheld for reasons of confidentiality.

Number of Students : 23

Phonemic Awareness



This graph shows performance of each student vs. the province. The provincial average on Phonemic Awareness is 84.0.

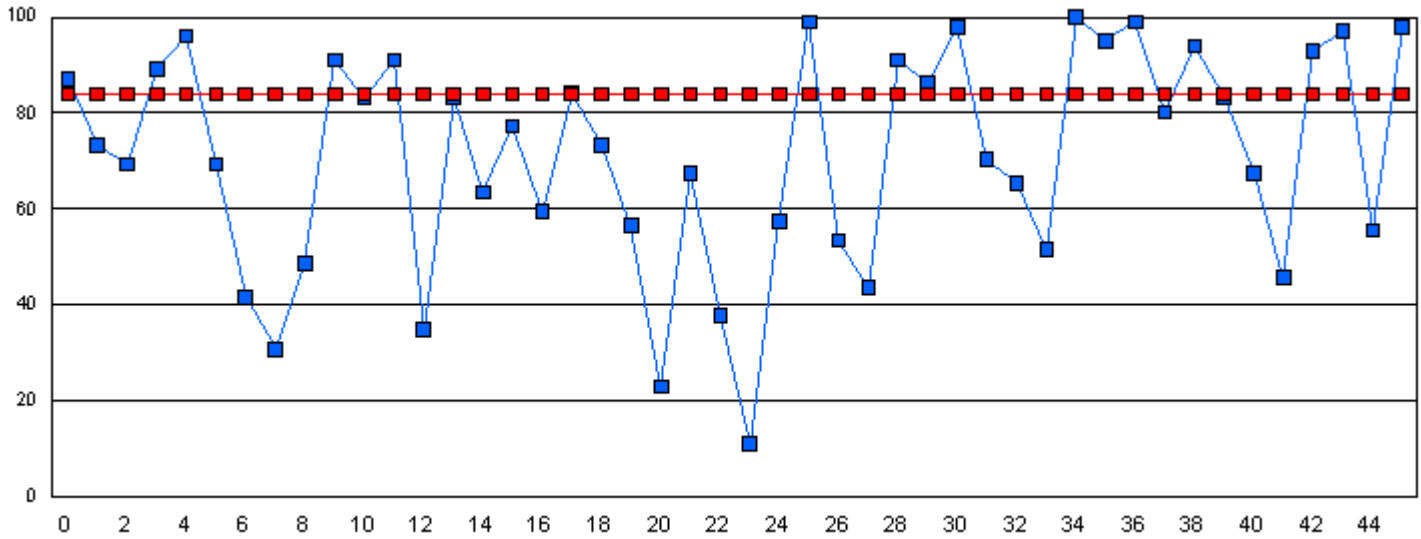
■ Phonemic Awareness *Student*
■ Phonemic Awareness *Province*

Student # **Student Name**

Student Data withheld for reasons of confidentiality.

Number of Students : 46

Phonemic Awareness



This graph shows performance of each student vs. the province. The provincial average on Phonemic Awareness is 84.0.

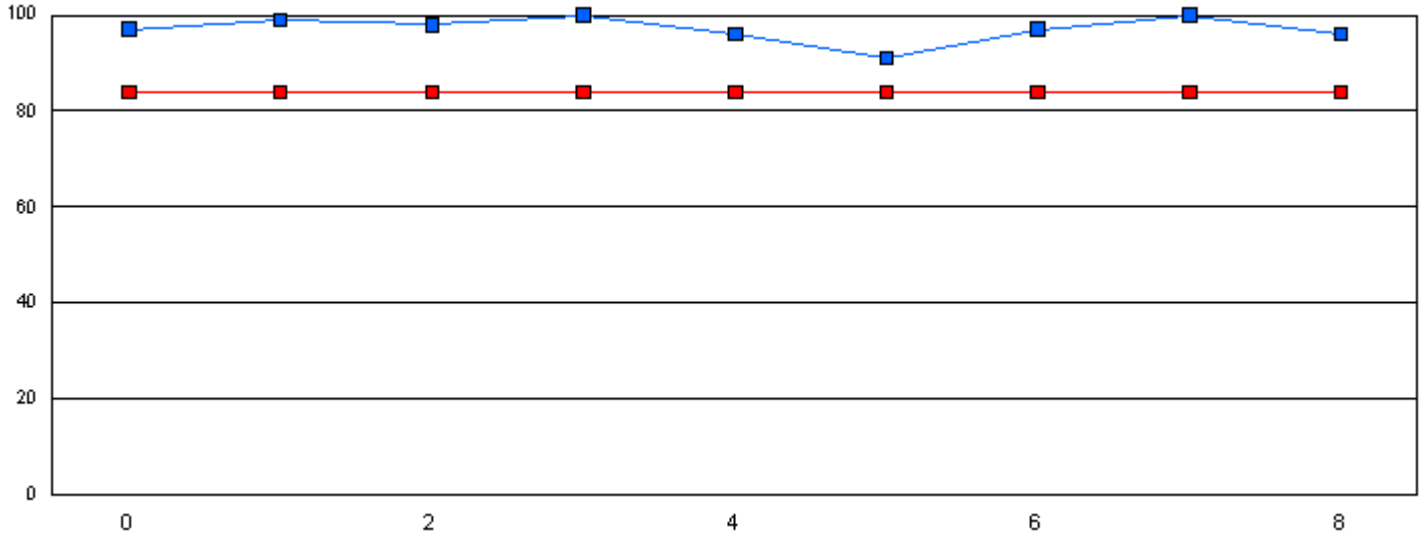
■ Phonemic Awareness *Student*
■ Phonemic Awareness *Province*

Student # **Student Name**

Student Data withheld for reasons of confidentiality.

Number of Students : 9

Phonemic Awareness



This graph shows performance of each student vs. the province. The provincial average on Phonemic Awareness is 84.0.

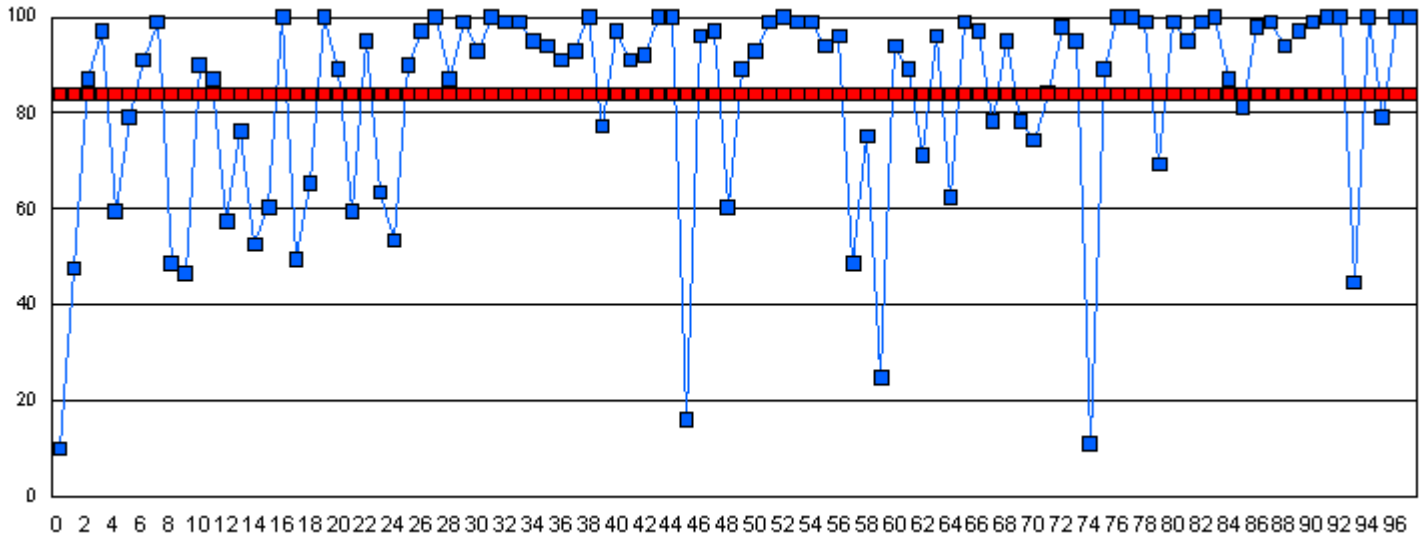
Phonemic Awareness *Student*
 Phonemic Awareness *Province*

Student # **Student Name**

Student Data withheld for reasons of confidentiality.

Number of Students : 99

Phonemic Awareness



This graph shows performance of each student vs. the province. The provincial average on Phonemic Awareness is 84.0.

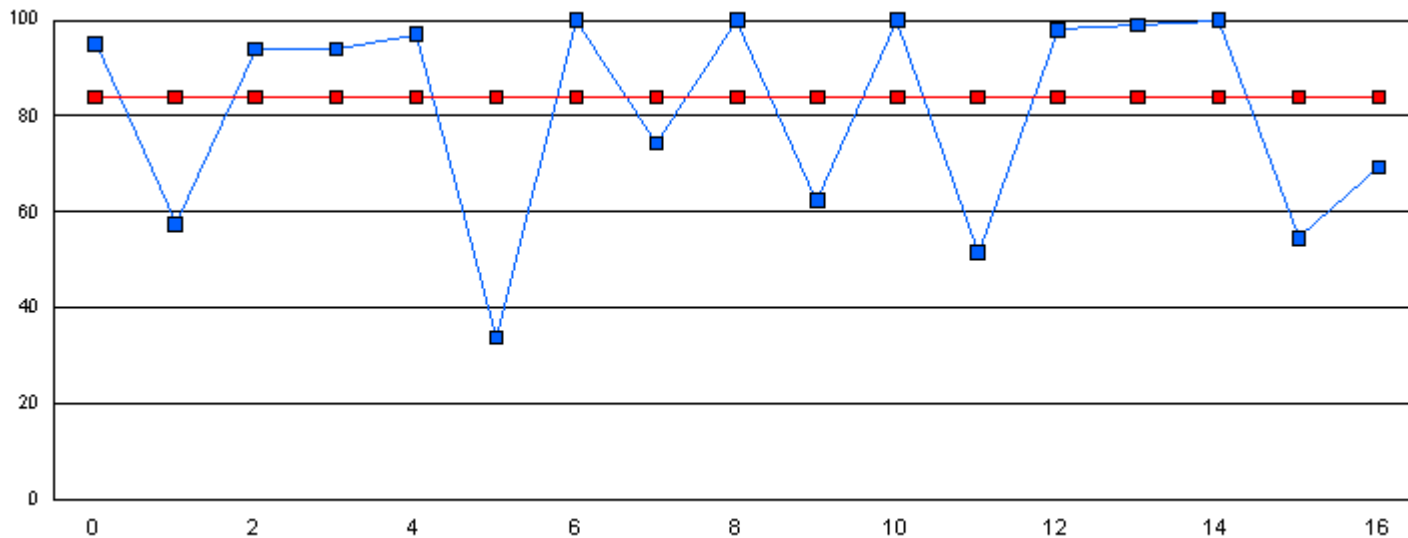
Phonemic Awareness *Student*
 Phonemic Awareness *Province*

Student # **Student Name**

Student Data withheld for reasons of confidentiality.

Number of Students : 17

Phonemic Awareness



This graph shows performance of each student vs. the province. The provincial average on Phonemic Awareness is 84.0.



Phonemic Awareness
Student



Phonemic Awareness
Province

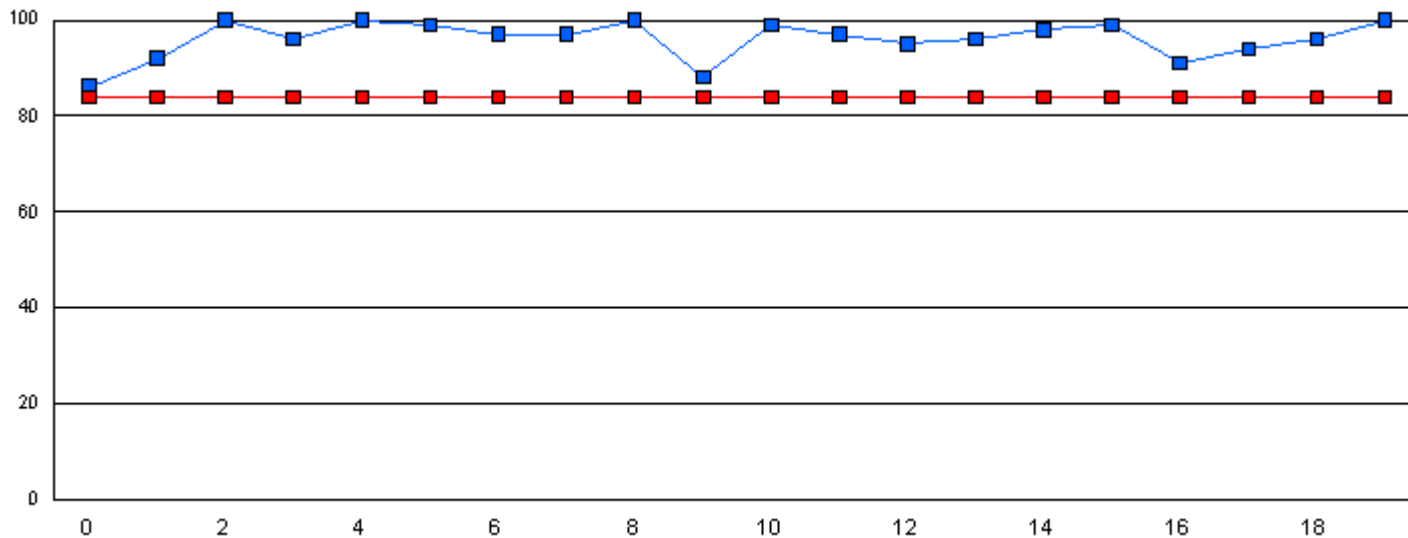
Student #

Student Name

Student Data withheld for reasons of confidentiality.

Number of Students : 20

Phonemic Awareness



This graph shows performance of each student vs. the province. The provincial average on Phonemic Awareness is 84.0.

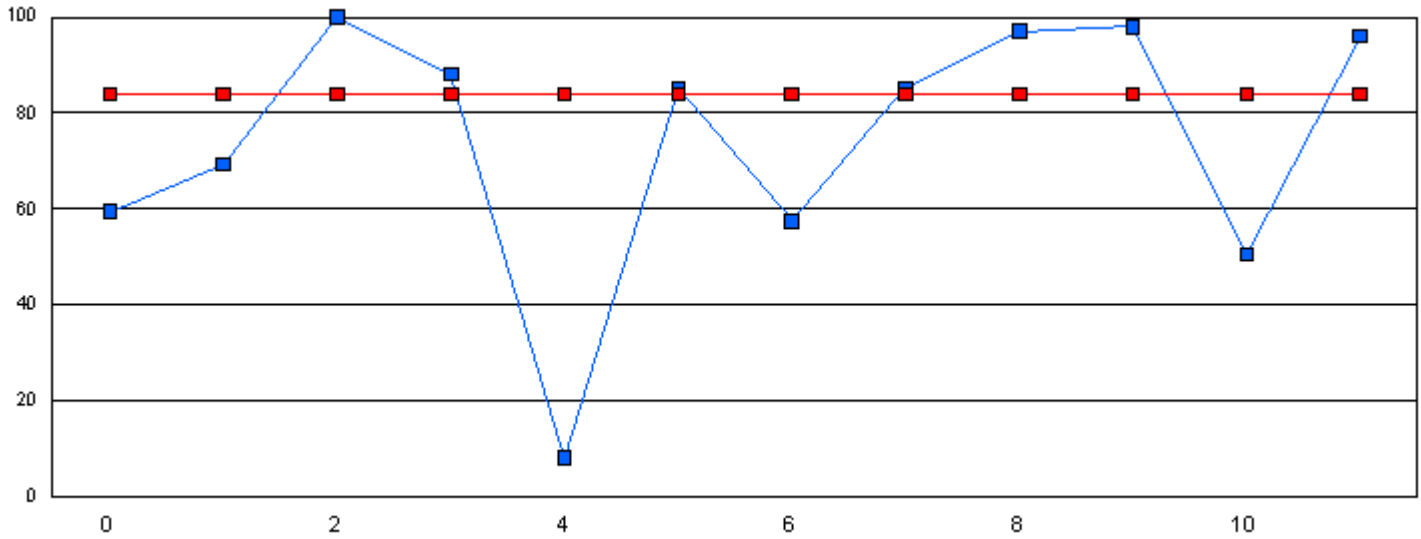
Phonemic Awareness *Student*
 Phonemic Awareness *Province*

Student # **Student Name**

Student Data withheld for reasons of confidentiality.

Number of Students : 12

Phonemic Awareness



This graph shows performance of each student vs. the province. The provincial average on Phonemic Awareness is 84.0.

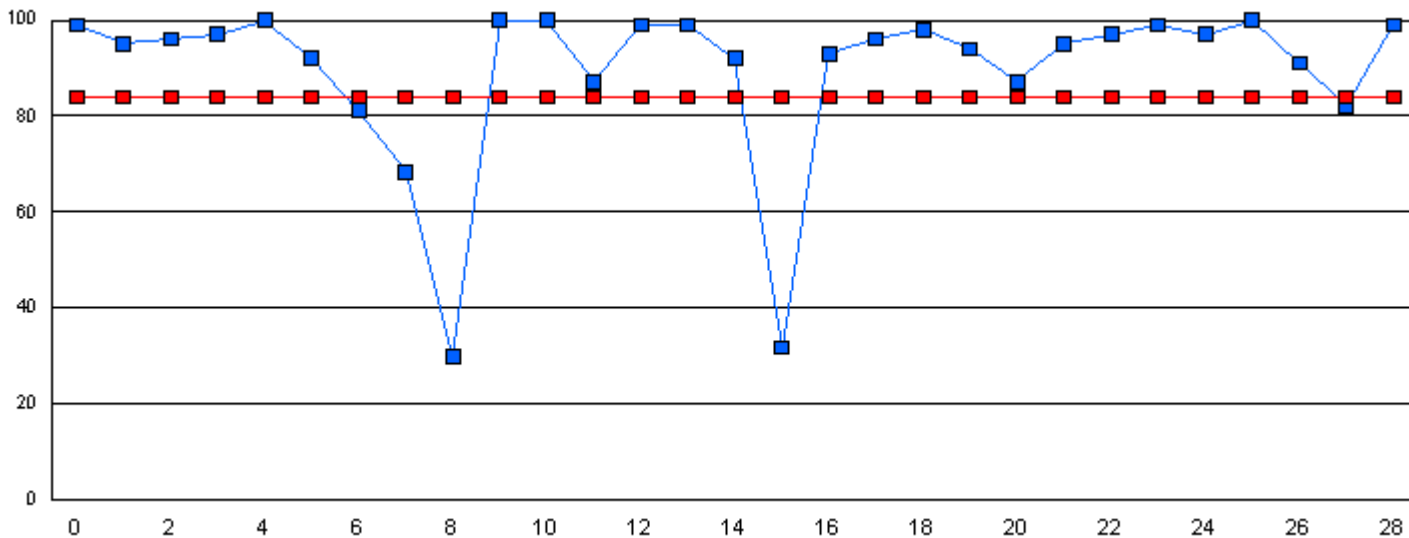
Phonemic Awareness *Student*
 Phonemic Awareness *Province*

Student # **Student Name**

Student Data withheld for reasons of confidentiality.

Number of Students : 29

Phonemic Awareness



This graph shows performance of each student vs. the province. The provincial average on Phonemic Awareness is 84.0.

Phonemic Awareness *Student*
 Phonemic Awareness *Province*

Student # **Student Name**

Student Data withheld for reasons of confidentiality.

Number of Students : 3

Phonemic Awareness

School data with 5 or fewer students withheld for reasons of confidentiality.

This graph shows performance of each student vs. the province. The provincial average on Phonemic Awareness is 84.0.

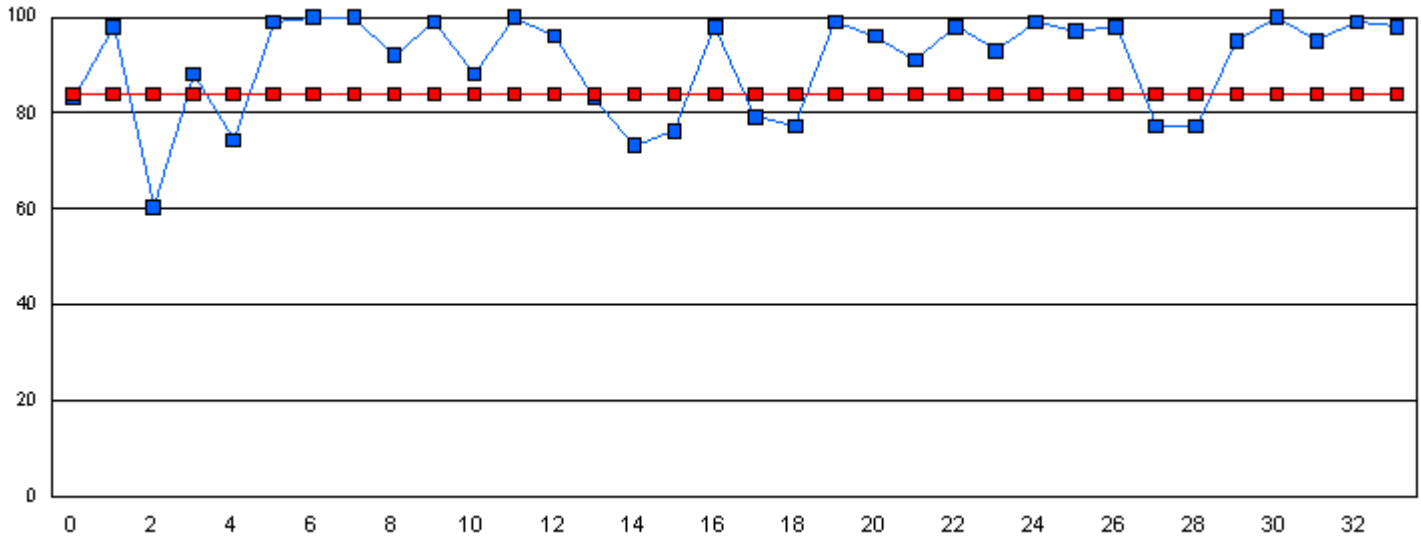
	Phonemic Awareness <i>Student</i>		Phonemic Awareness <i>Province</i>
---	---	---	--

<u>Student #</u>	<u>Student Name</u>
-------------------------	----------------------------

Student Data withheld for reasons of confidentiality.

Number of Students : 34

Phonemic Awareness



This graph shows performance of each student vs. the province. The provincial average on Phonemic Awareness is 84.0.

■ Phonemic Awareness *Student*
■ Phonemic Awareness *Province*

Student # Student Name

Student Data withheld for reasons of confidentiality.

Number of Students : 1

Phonemic Awareness

School data with 5 or fewer students withheld for reasons of confidentiality.

This graph shows performance of each student vs. the province. The provincial average on Phonemic Awareness is 84.0.

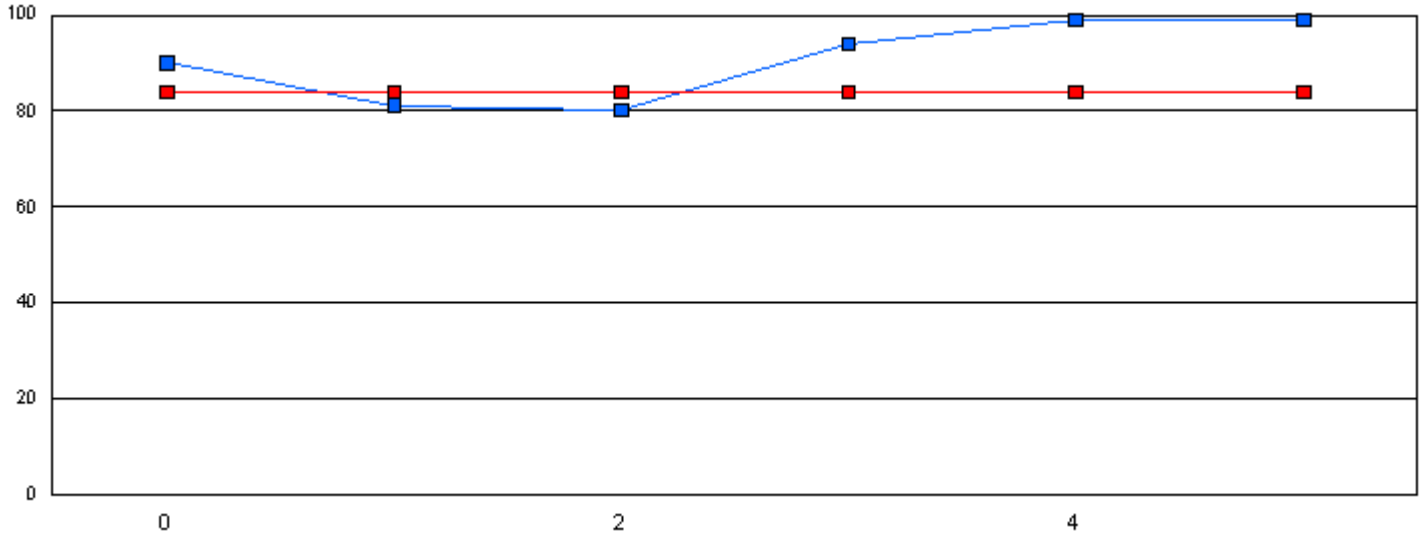
 Phonemic Awareness *Student*  Phonemic Awareness *Province*

Student # **Student Name**

Student Data withheld for reasons of confidentiality.

Number of Students : 6

Phonemic Awareness



This graph shows performance of each student vs. the province. The provincial average on Phonemic Awareness is 84.0.

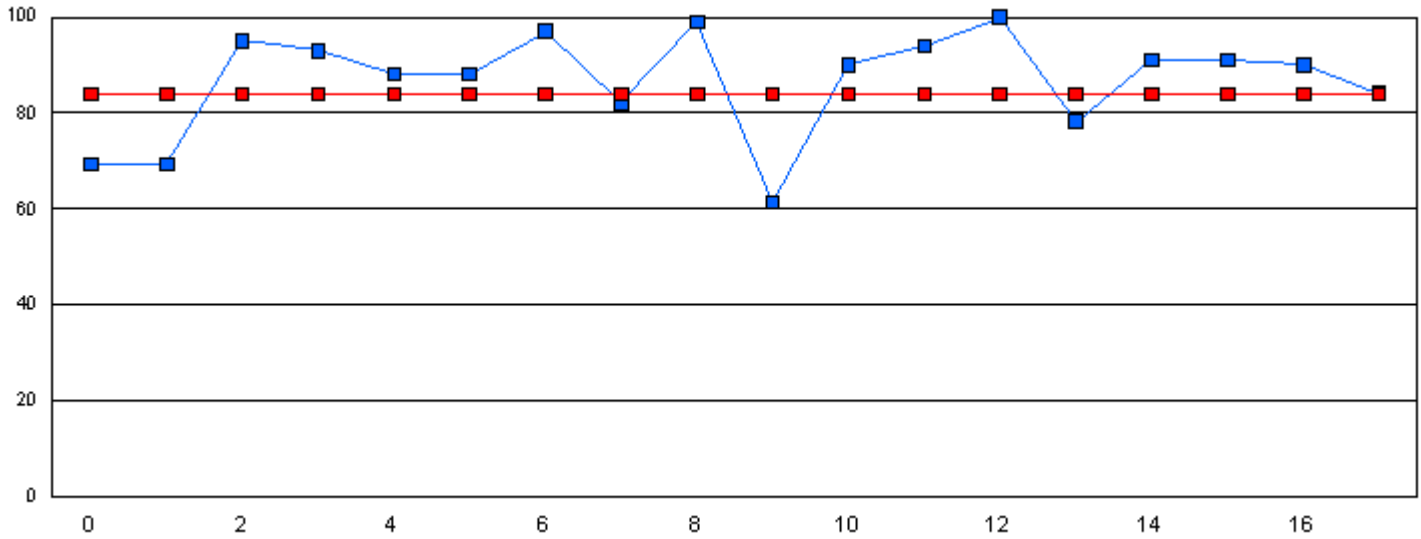
■ Phonemic Awareness *Student*
■ Phonemic Awareness *Province*

Student # **Student Name**

Student Data withheld for reasons of confidentiality.

Number of Students : 18

Phonemic Awareness



This graph shows performance of each student vs. the province. The provincial average on Phonemic Awareness is 84.0.

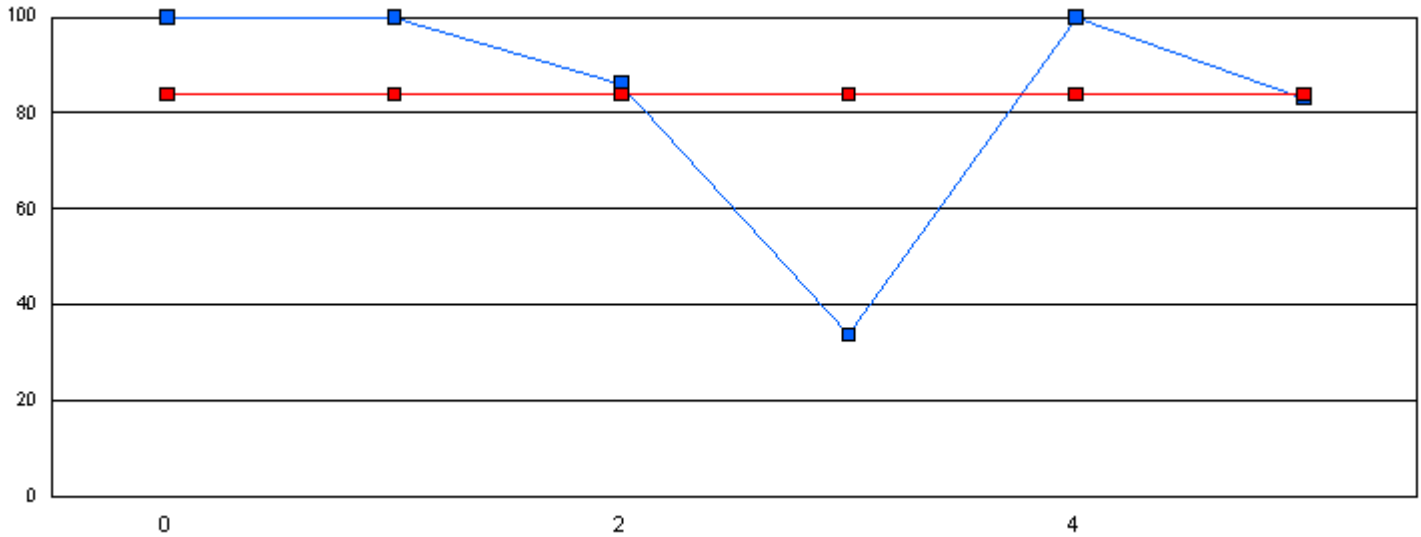
■ Phonemic Awareness *Student*
■ Phonemic Awareness *Province*

Student # **Student Name**

Student Data withheld for reasons of confidentiality.

Number of Students : 6

Phonemic Awareness



This graph shows performance of each student vs. the province. The provincial average on Phonemic Awareness is 84.0.

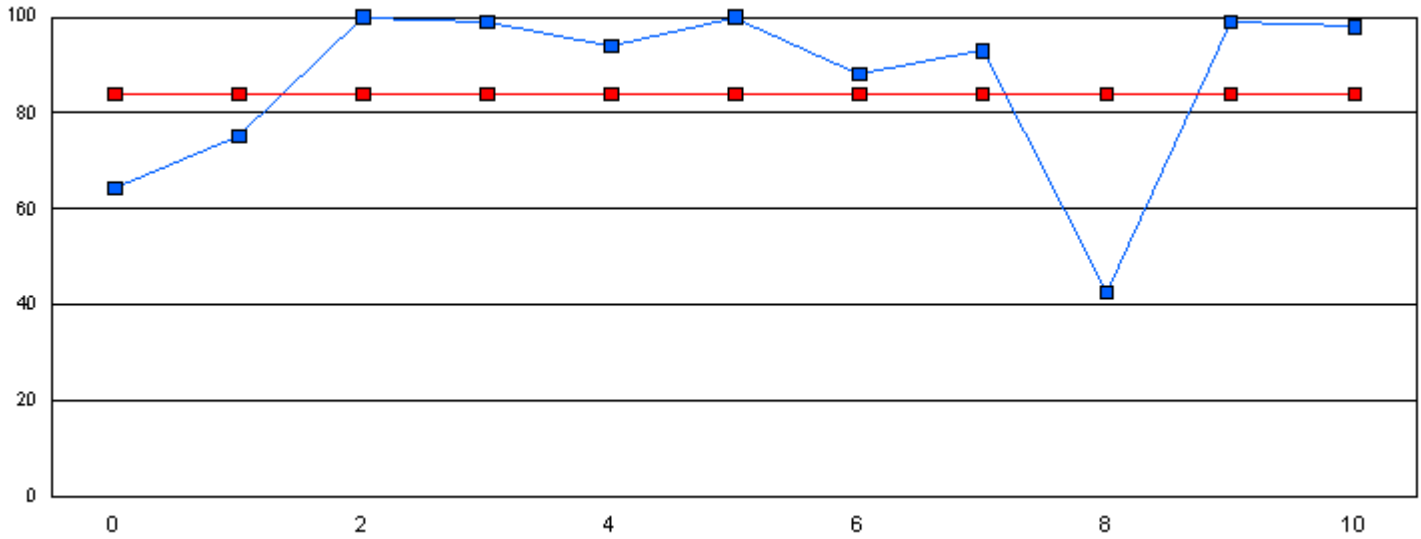
Phonemic Awareness *Student*
 Phonemic Awareness *Province*

Student # **Student Name**

Student Data withheld for reasons of confidentiality.

Number of Students : 11

Phonemic Awareness



This graph shows performance of each student vs. the province. The provincial average on Phonemic Awareness is 84.0.

Phonemic Awareness *Student*
 Phonemic Awareness *Province*

Student # **Student Name**


Student Data withheld for reasons of confidentiality.

Number of Students : 2

Phonemic Awareness

School data with 5 or fewer students withheld for reasons of confidentiality.

This graph shows performance of each student vs. the province. The provincial average on Phonemic Awareness is 84.0.

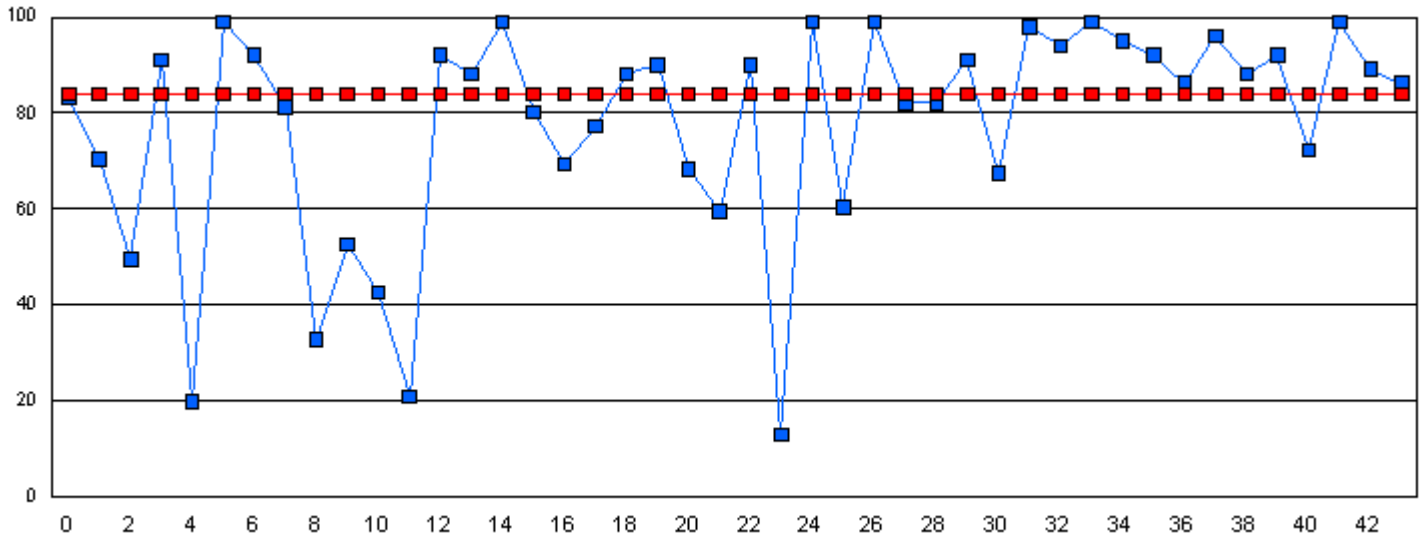
 Phonemic Awareness *Student*  Phonemic Awareness *Province*

Student # **Student Name**

Student Data withheld for reasons of confidentiality.

Number of Students : 44

Phonemic Awareness



This graph shows performance of each student vs. the province. The provincial average on Phonemic Awareness is 84.0.

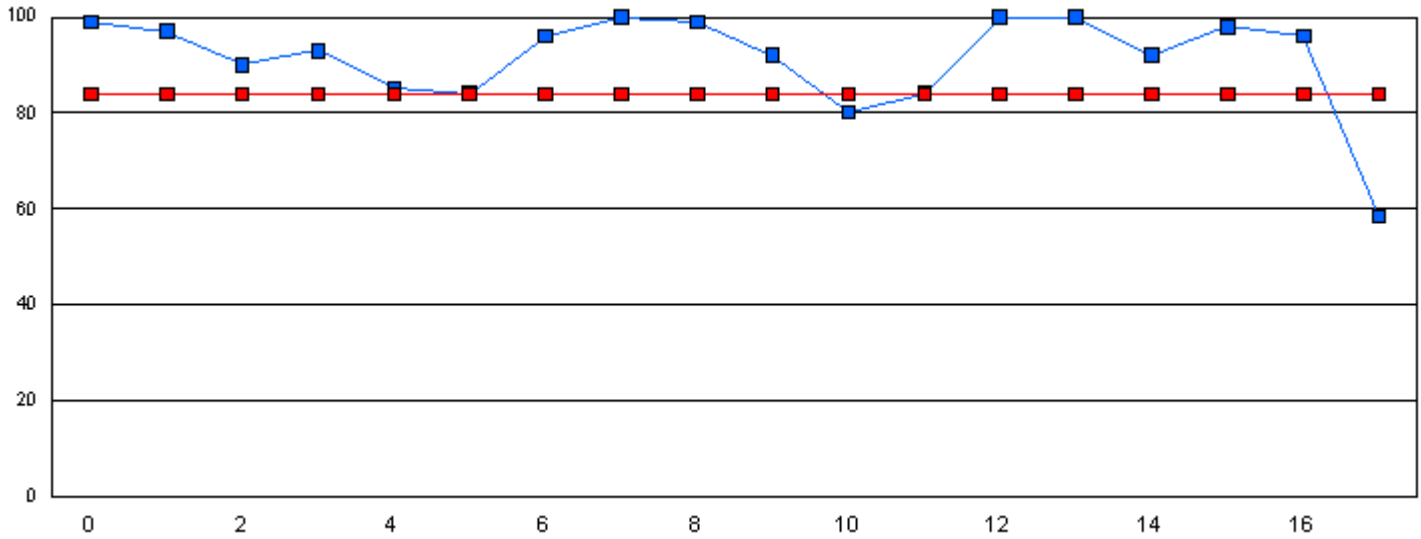
Phonemic Awareness *Student*
 Phonemic Awareness *Province*

Student # **Student Name**

Student Data withheld for reasons of confidentiality.

Number of Students : 18

Phonemic Awareness



This graph shows performance of each student vs. the province. The provincial average on Phonemic Awareness is 84.0.

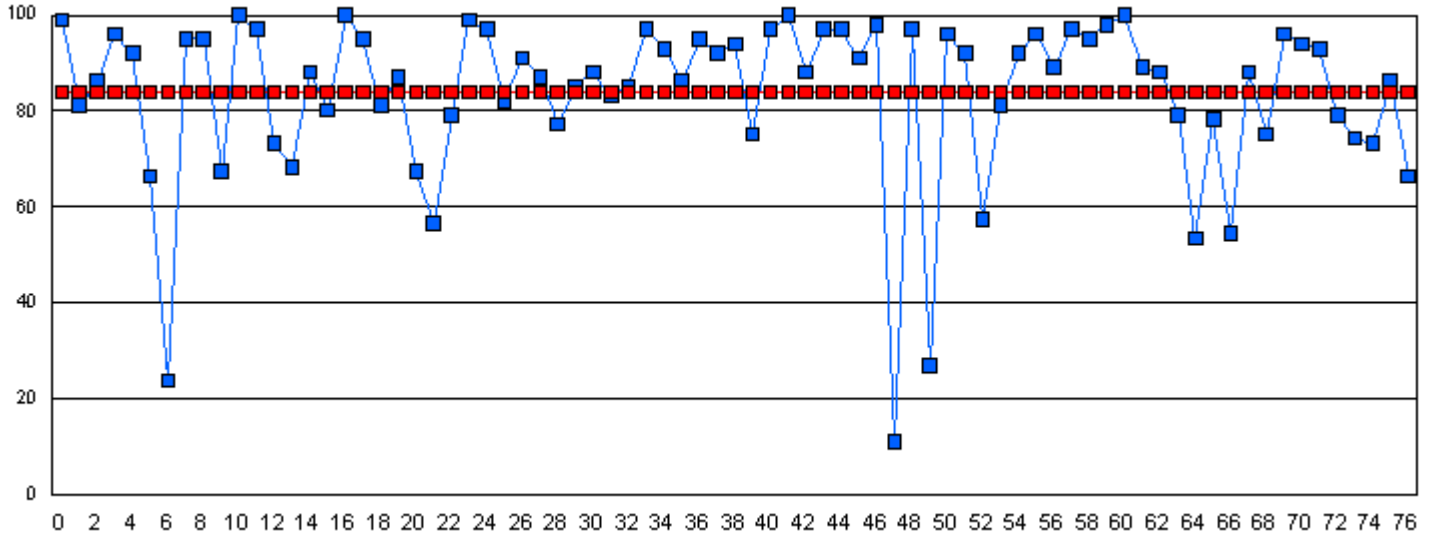
■ Phonemic Awareness *Student*
■ Phonemic Awareness *Province*

Student # Student Name

Student Data withheld for reasons of confidentiality.

Number of Students : 77

Phonemic Awareness



This graph shows performance of each student vs. the province. The provincial average on Phonemic Awareness is 84.0.

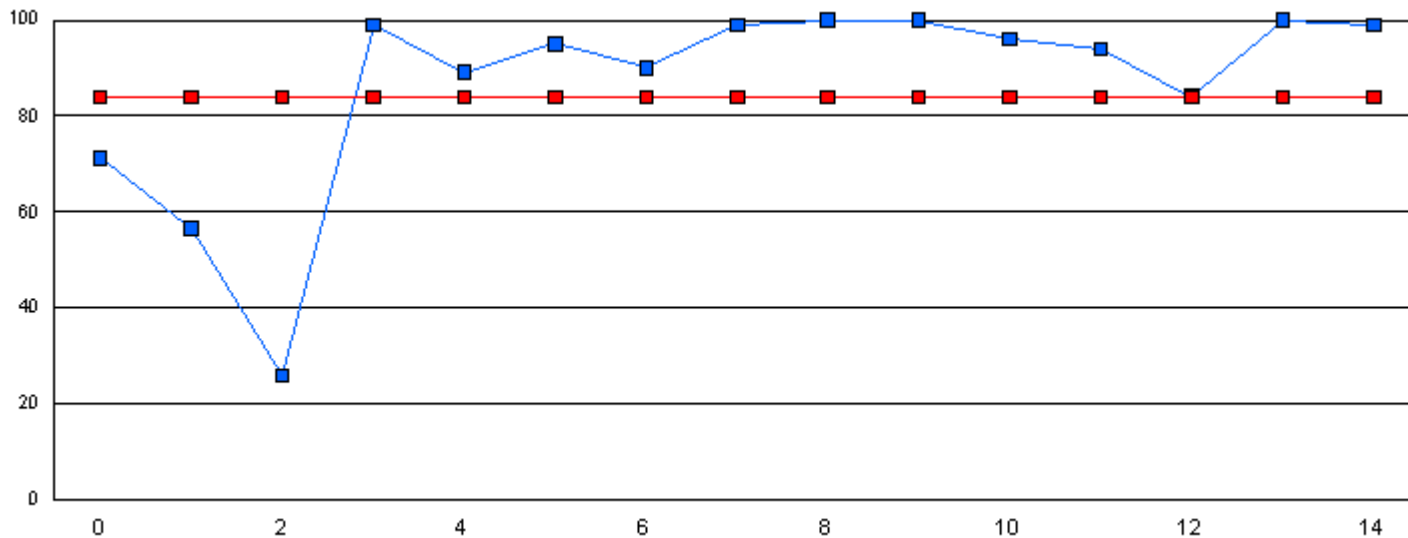
■ Phonemic Awareness *Student*
■ Phonemic Awareness *Province*

Student # **Student Name**

Student Data withheld for reasons of confidentiality.

Number of Students : 15

Phonemic Awareness



This graph shows performance of each student vs. the province. The provincial average on Phonemic Awareness is 84.0.

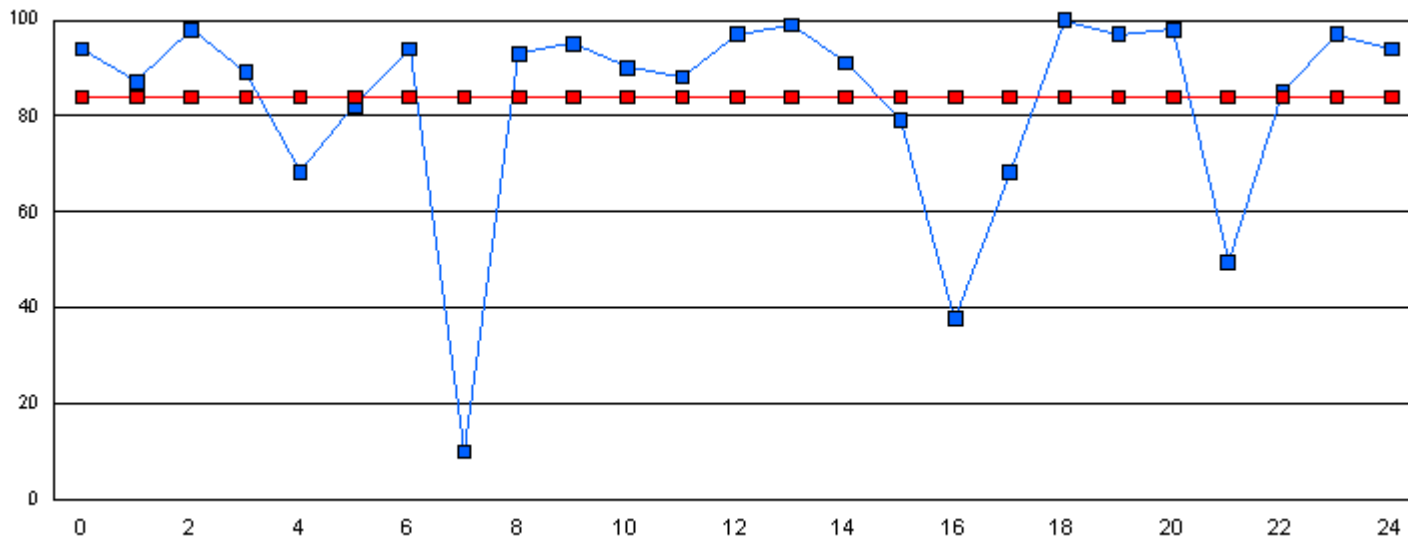
Phonemic Awareness *Student*
 Phonemic Awareness *Province*

Student # **Student Name**

Student Data withheld for reasons of confidentiality.

Number of Students : 25

Phonemic Awareness



This graph shows performance of each student vs. the province. The provincial average on Phonemic Awareness is 84.0.

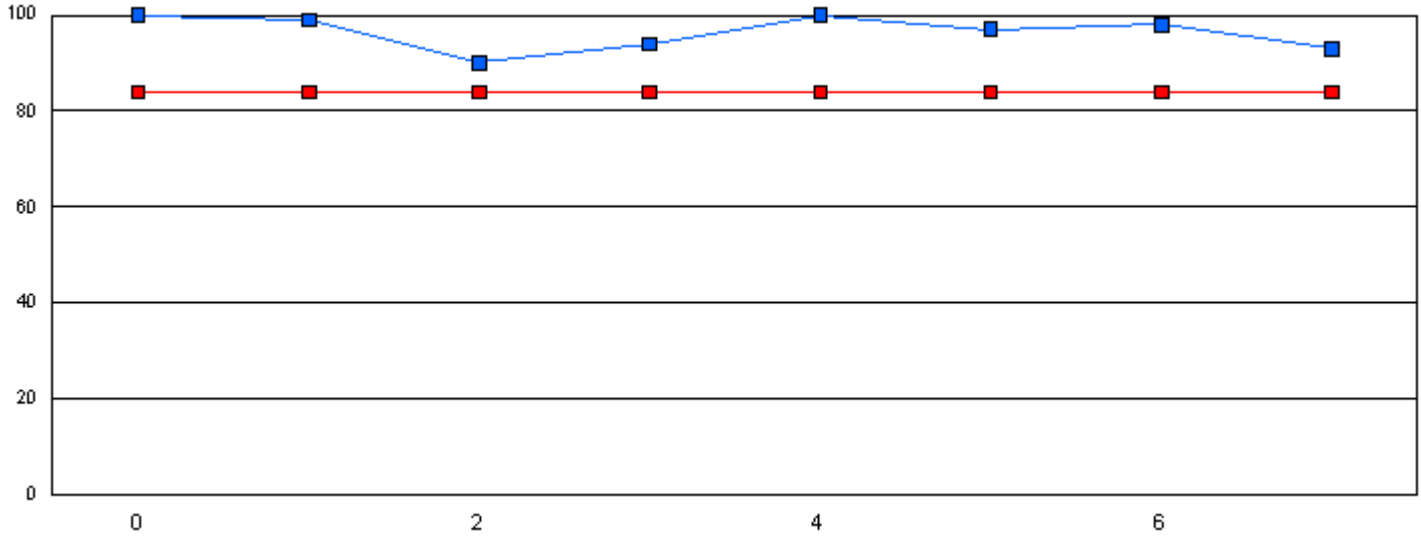
Phonemic Awareness *Student*
 Phonemic Awareness *Province*

Student # **Student Name**

Student Data withheld for reasons of confidentiality.

Number of Students : 8

Phonemic Awareness



This graph shows performance of each student vs. the province. The provincial average on Phonemic Awareness is 84.0.

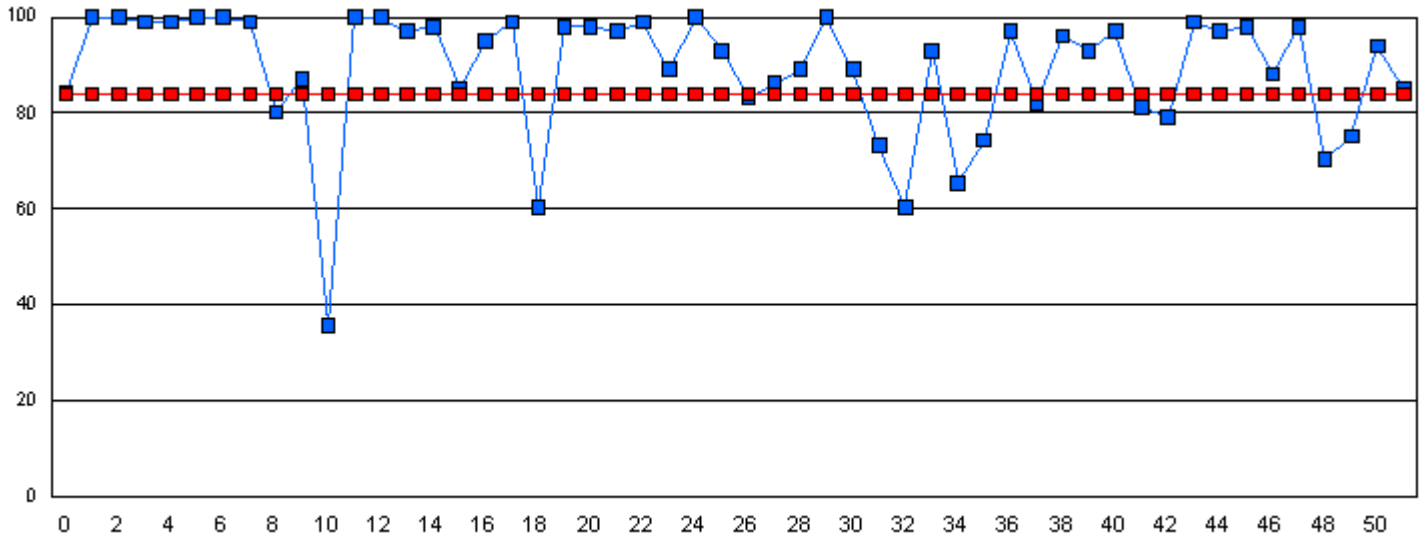
Phonemic Awareness *Student*
 Phonemic Awareness *Province*

Student # **Student Name**

Student Data withheld for reasons of confidentiality.

Number of Students : 52

Phonemic Awareness



This graph shows performance of each student vs. the province. The provincial average on Phonemic Awareness is 84.0.

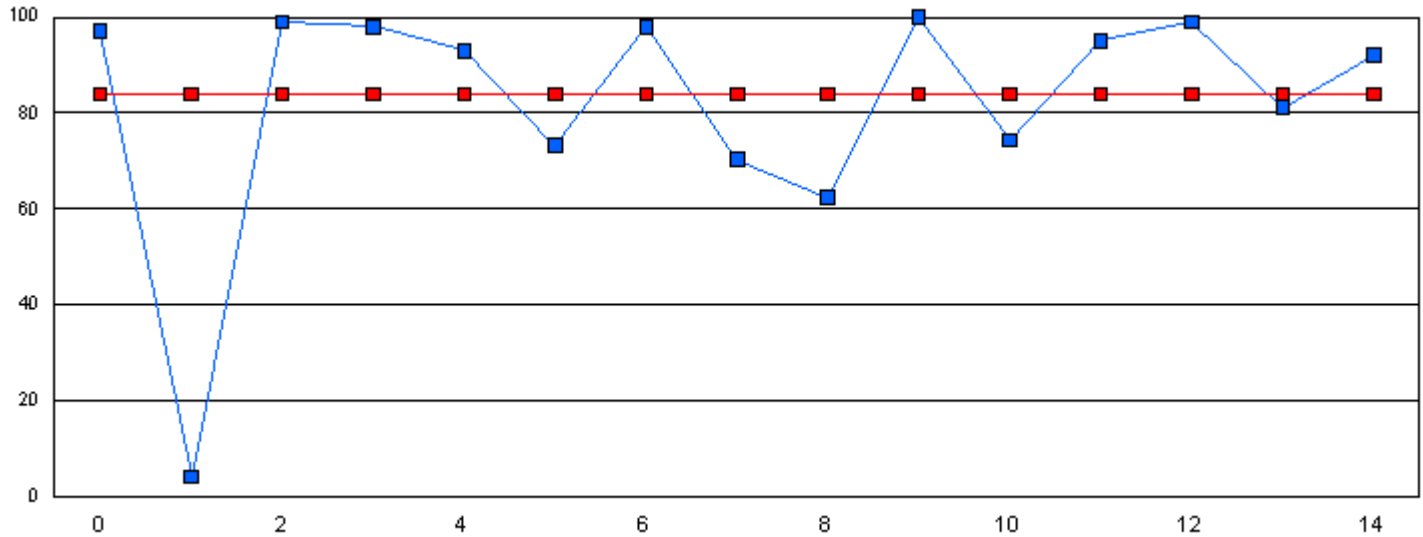
■ Phonemic Awareness *Student*
■ Phonemic Awareness *Province*

Student # Student Name

Student Data withheld for reasons of confidentiality.

Number of Students : 16

Phonemic Awareness



This graph shows performance of each student vs. the province. The provincial average on Phonemic Awareness is 84.0.

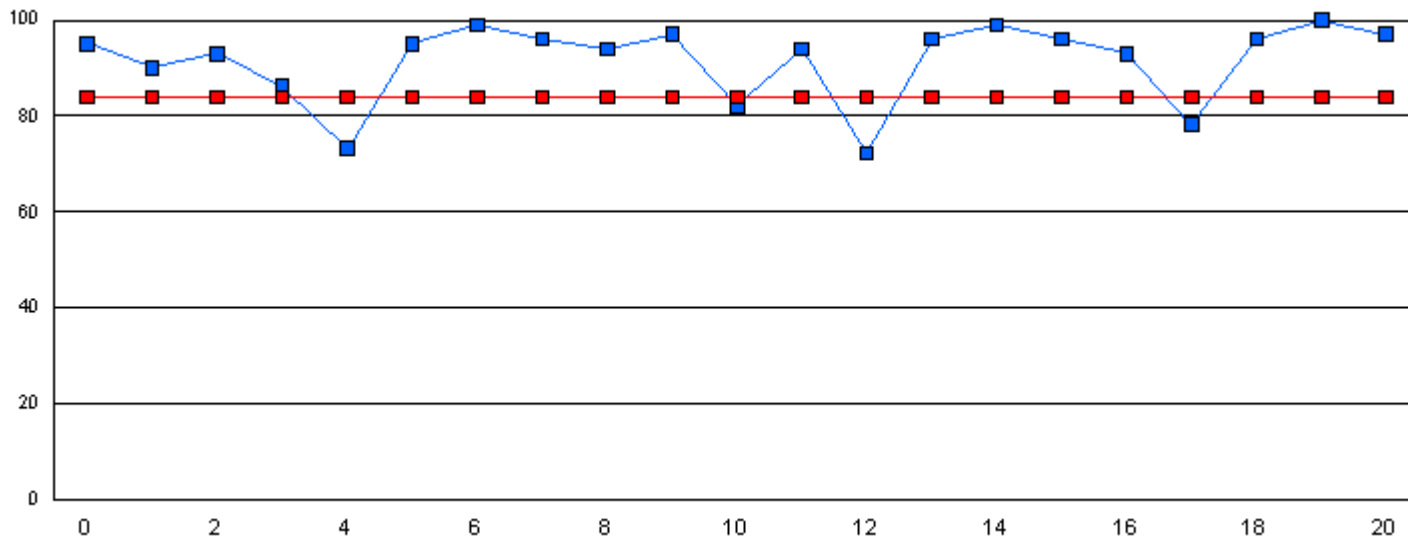
■ Phonemic Awareness *Student*
■ Phonemic Awareness *Province*

Student # **Student Name**

Student Data withheld for reasons of confidentiality.

Number of Students : 21

Phonemic Awareness



This graph shows performance of each student vs. the province. The provincial average on Phonemic Awareness is 84.0.

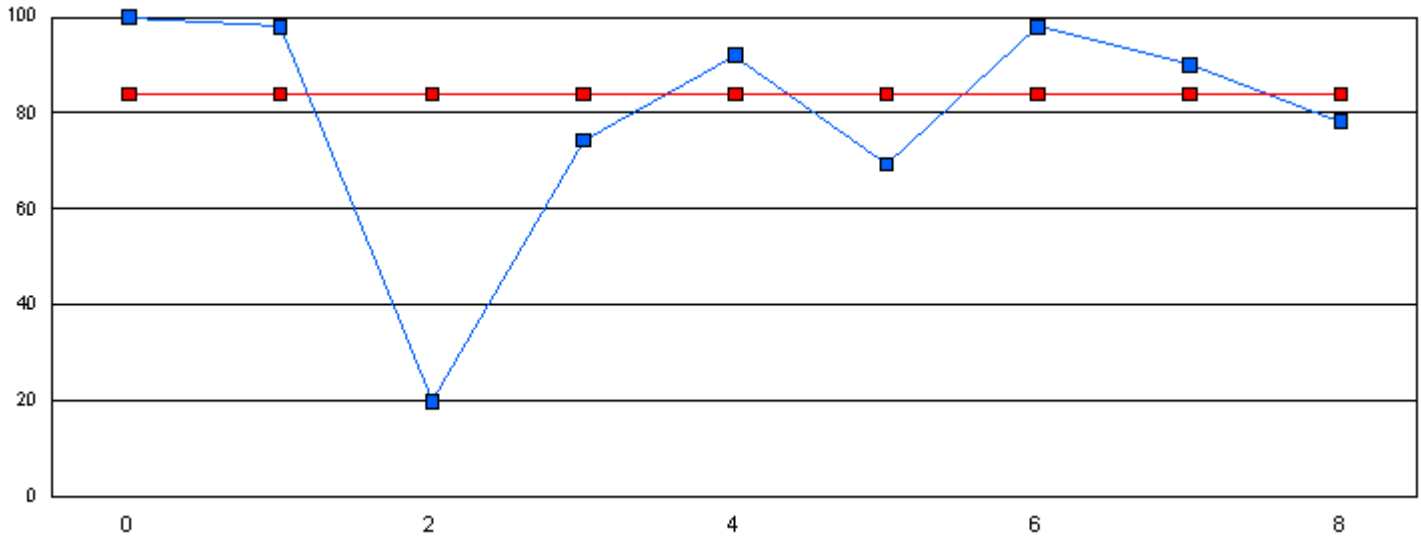
Phonemic Awareness *Student*
 Phonemic Awareness *Province*

Student # **Student Name**

Student Data withheld for reasons of confidentiality.

Number of Students : 9

Phonemic Awareness



This graph shows performance of each student vs. the province. The provincial average on Phonemic Awareness is 84.0.

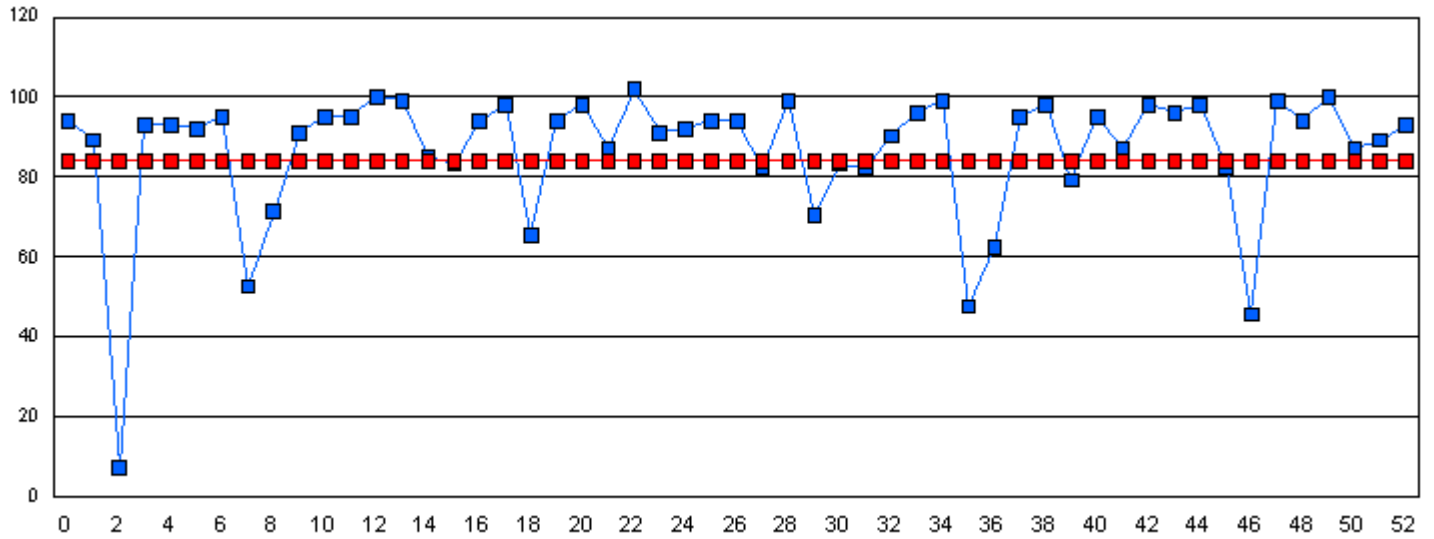
Phonemic Awareness *Student*
 Phonemic Awareness *Province*

Student # **Student Name**

Student Data withheld for reasons of confidentiality.

Number of Students : 53

Phonemic Awareness



This graph shows performance of each student vs. the province. The provincial average on Phonemic Awareness is 84.0.

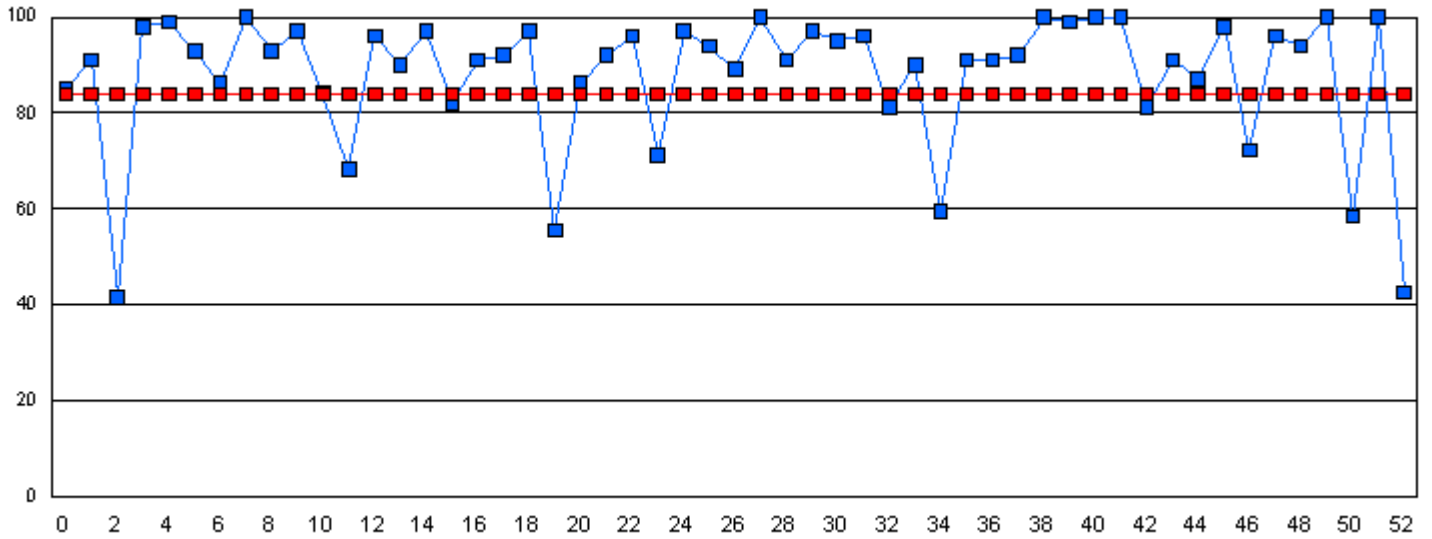
Phonemic Awareness *Student*
 Phonemic Awareness *Province*

Student # **Student Name**

Student Data withheld for reasons of confidentiality.

Number of Students : 53

Phonemic Awareness



This graph shows performance of each student vs. the province. The provincial average on Phonemic Awareness is 84.0.

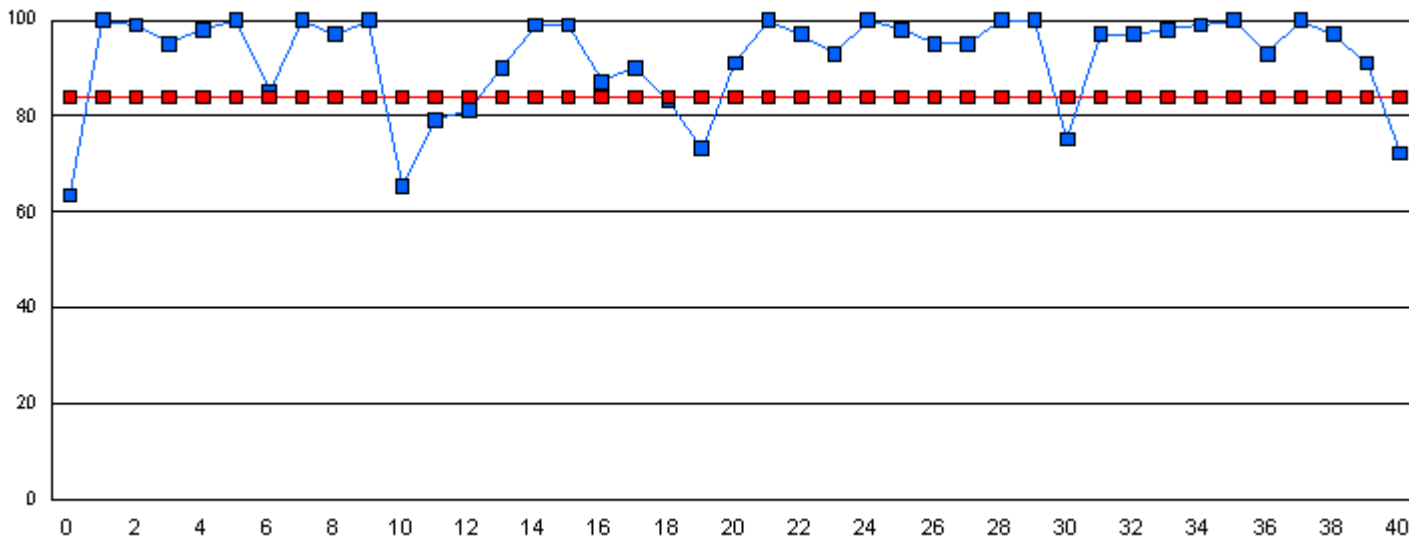
Phonemic Awareness *Student*
 Phonemic Awareness *Province*

Student # **Student Name**

Student Data withheld for reasons of confidentiality.

Number of Students : 41

Phonemic Awareness



This graph shows performance of each student vs. the province. The provincial average on Phonemic Awareness is 84.0.

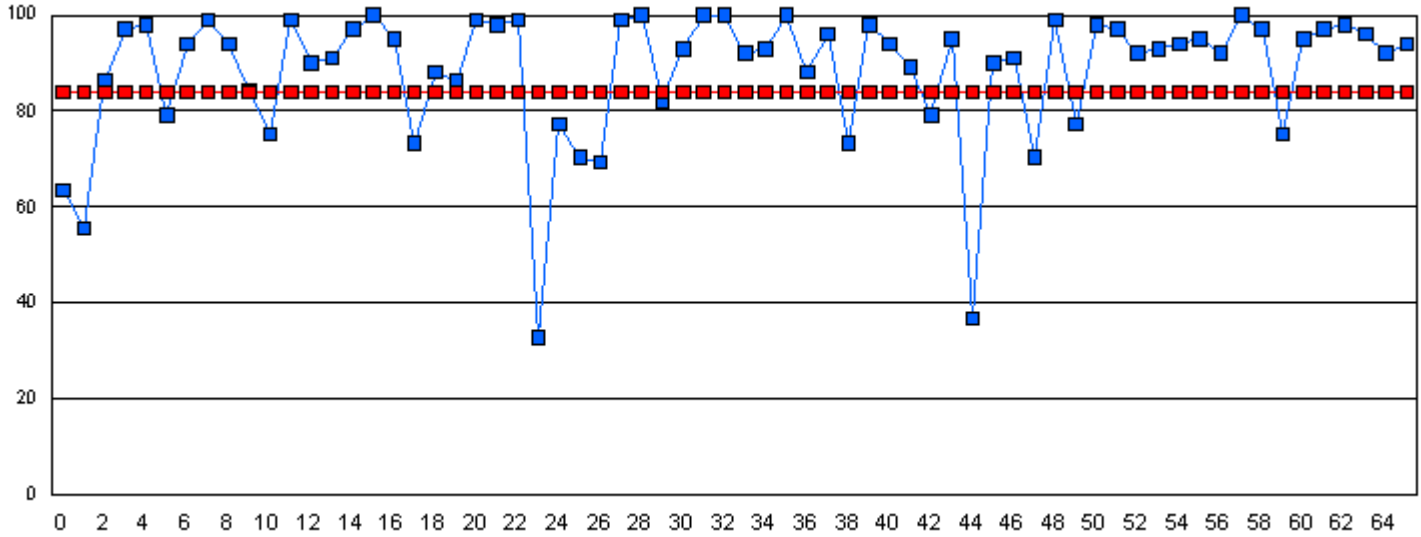
Phonemic Awareness *Student*
 Phonemic Awareness *Province*

Student # **Student Name**

Student Data withheld for reasons of confidentiality.

Number of Students : 66

Phonemic Awareness



This graph shows performance of each student vs. the province. The provincial average on Phonemic Awareness is 84.0.

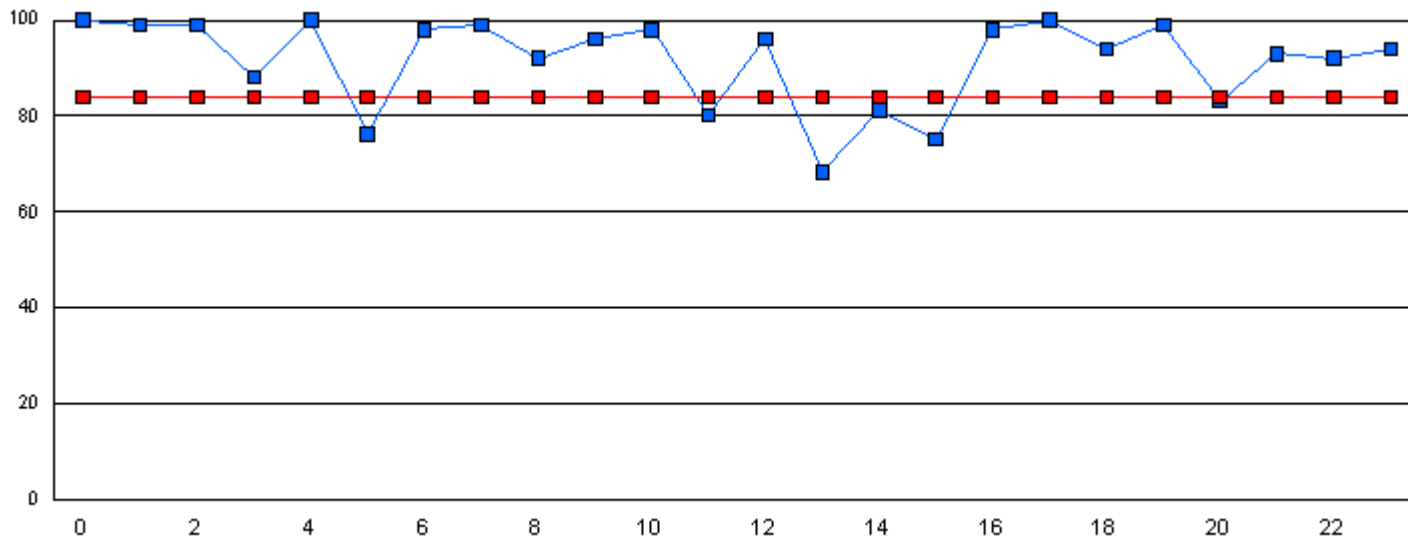
Phonemic Awareness *Student*
 Phonemic Awareness *Province*

Student # **Student Name**

Student Data withheld for reasons of confidentiality.

Number of Students : 24

Phonemic Awareness



This graph shows performance of each student vs. the province. The provincial average on Phonemic Awareness is 84.0.

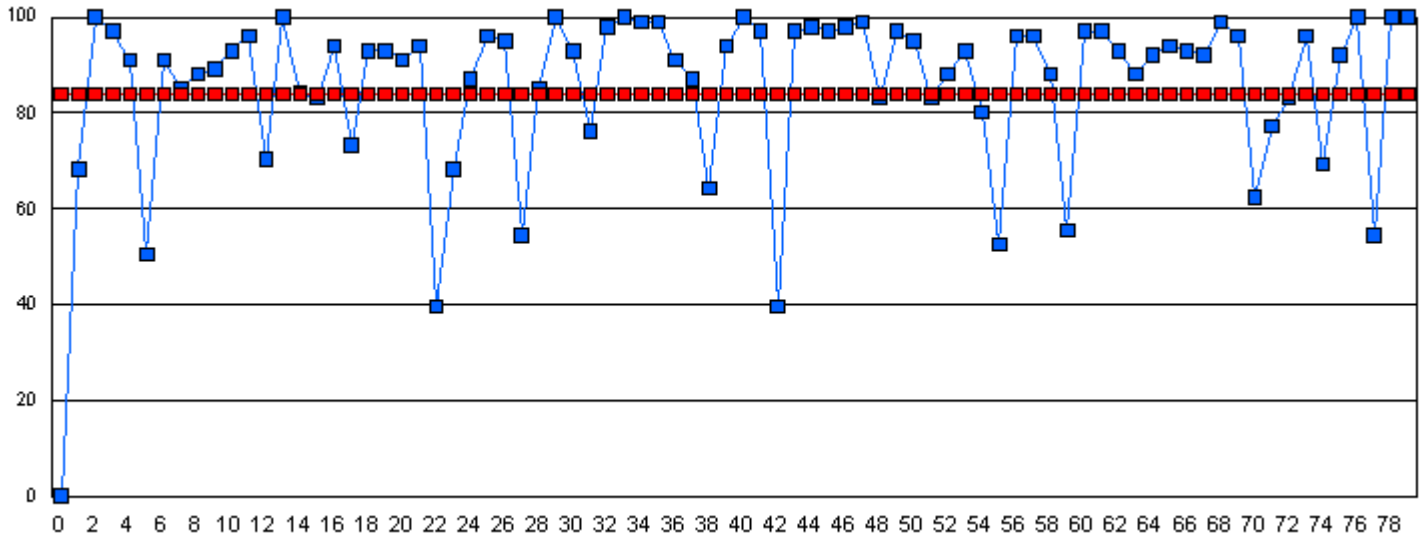
■ Phonemic Awareness *Student*
■ Phonemic Awareness *Province*

Student # Student Name

Student Data withheld for reasons of confidentiality.

Number of Students : 80

Phonemic Awareness



This graph shows performance of each student vs. the province. The provincial average on Phonemic Awareness is 84.0.

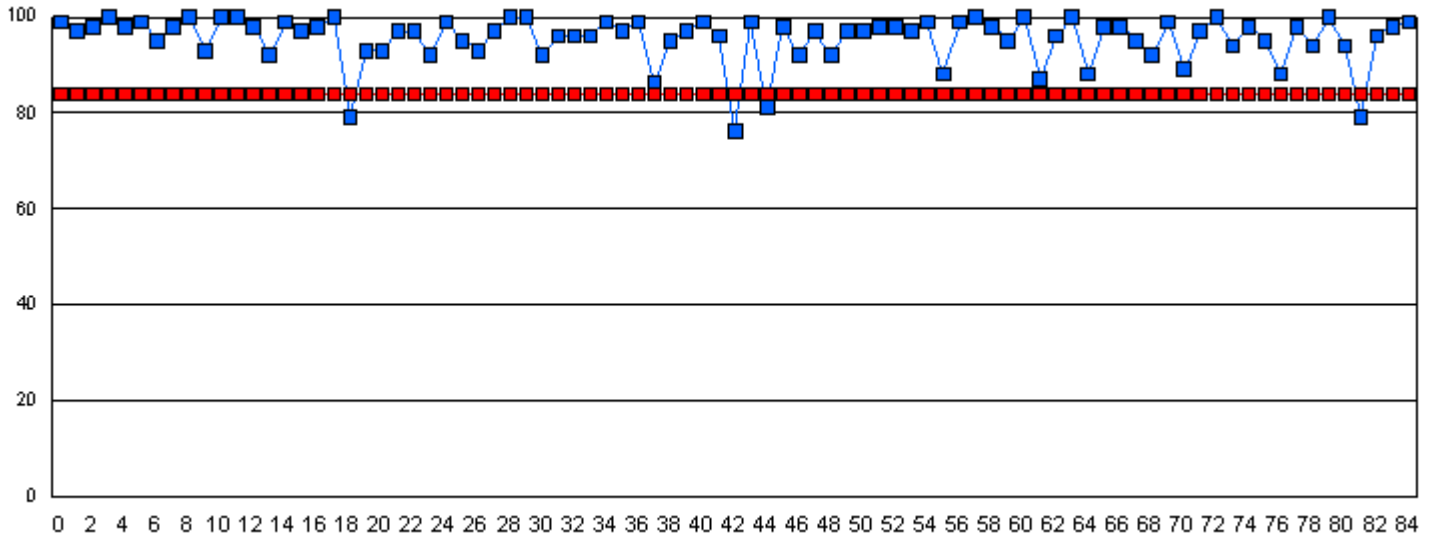
Phonemic Awareness *Student*
 Phonemic Awareness *Province*

Student # **Student Name**

Student Data withheld for reasons of confidentiality.

Number of Students : 85

Phonemic Awareness



This graph shows performance of each student vs. the province. The provincial average on Phonemic Awareness is 84.0.

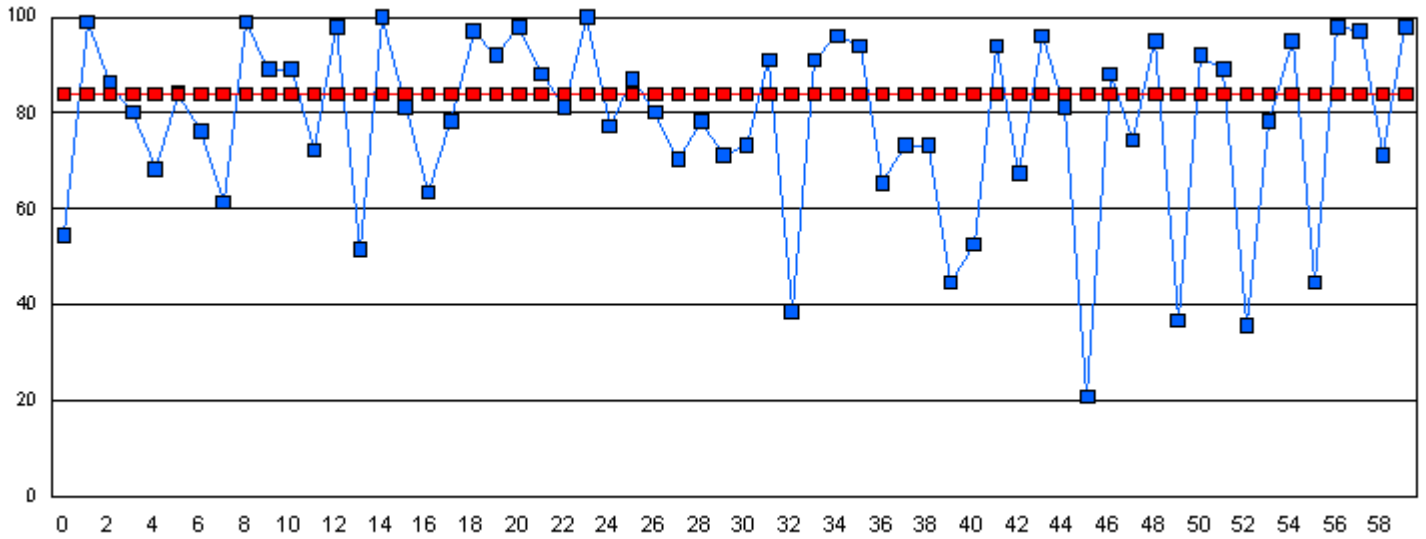
Phonemic Awareness *Student*
 Phonemic Awareness *Province*

Student # Student Name

Student Data withheld for reasons of confidentiality.

Number of Students : 60

Phonemic Awareness



This graph shows performance of each student vs. the province. The provincial average on Phonemic Awareness is 84.0.

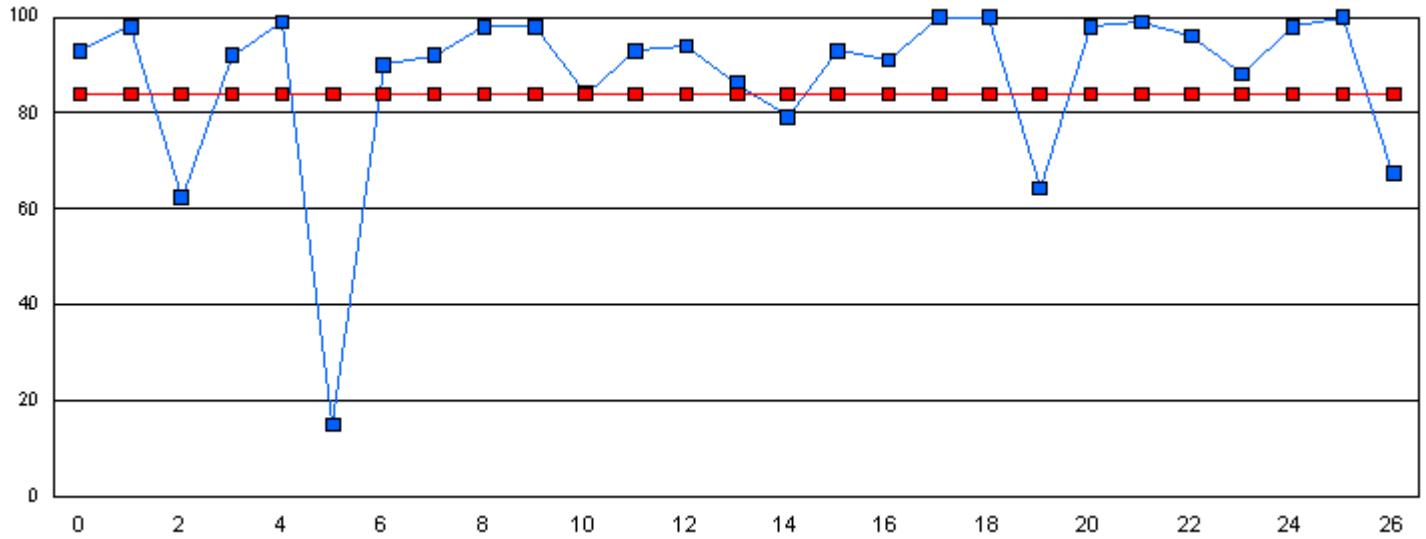
Phonemic Awareness *Student*
 Phonemic Awareness *Province*

Student # **Student Name**

Student Data withheld for reasons of confidentiality.

Number of Students : 28

Phonemic Awareness



This graph shows performance of each student vs. the province. The provincial average on Phonemic Awareness is 84.0.

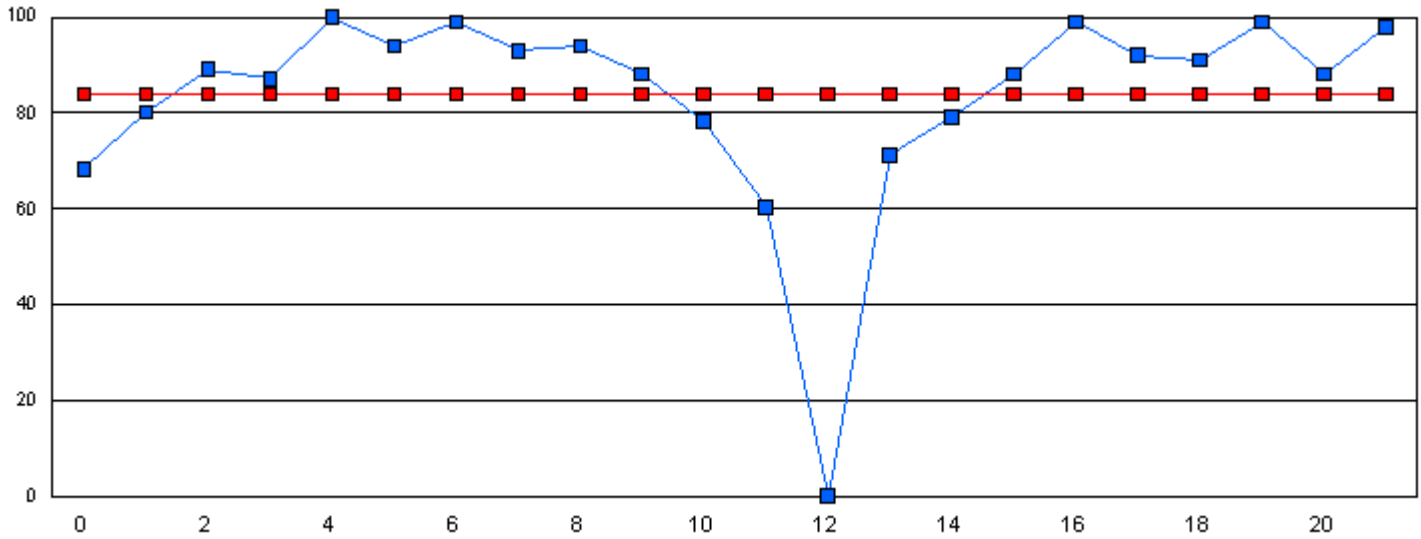
Phonemic Awareness *Student*
 Phonemic Awareness *Province*

Student # Student Name

Student Data withheld for reasons of confidentiality.

Number of Students : 22

Phonemic Awareness



This graph shows performance of each student vs. the province. The provincial average on Phonemic Awareness is 84.0.

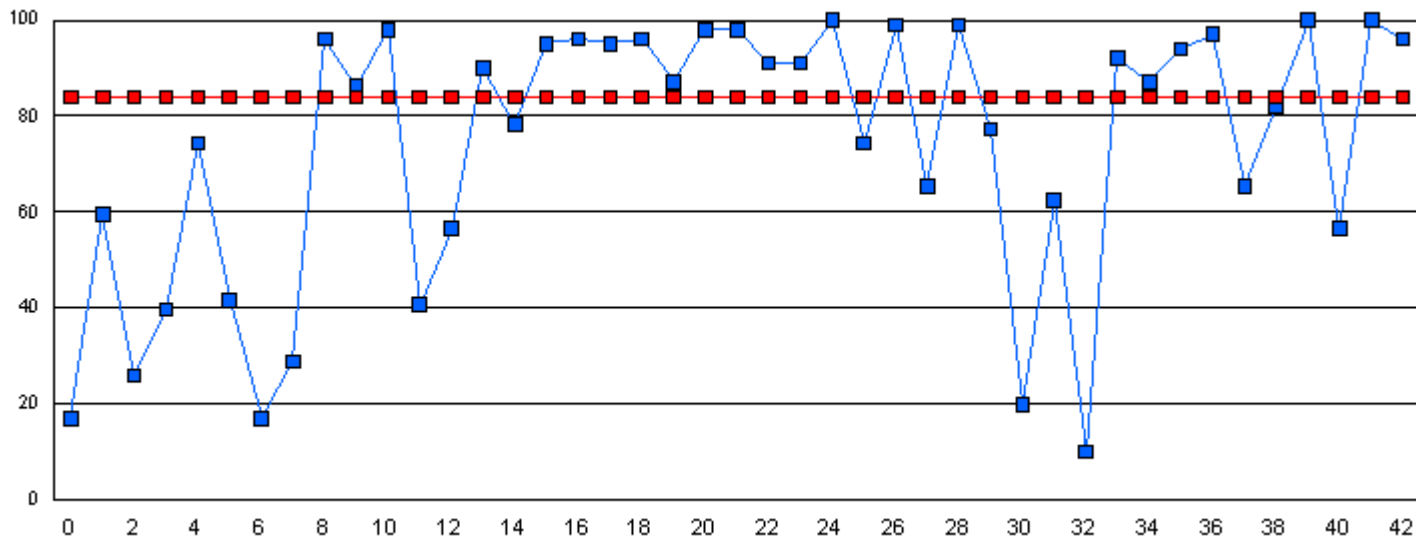
■ Phonemic Awareness *Student*
■ Phonemic Awareness *Province*

Student # Student Name

Student Data withheld for reasons of confidentiality.

Number of Students : 43

Phonemic Awareness



This graph shows performance of each student vs. the province. The provincial average on Phonemic Awareness is 84.0.

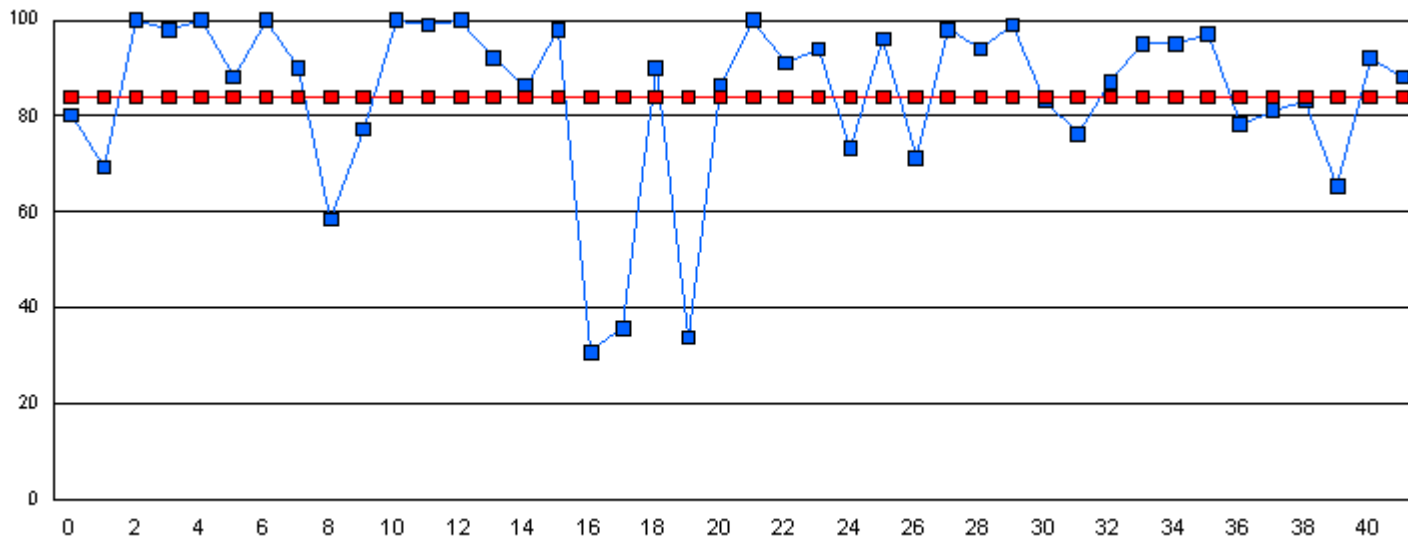
Phonemic Awareness *Student*
 Phonemic Awareness *Province*

Student # **Student Name**

Student Data withheld for reasons of confidentiality.

Number of Students : 42

Phonemic Awareness



This graph shows performance of each student vs. the province. The provincial average on Phonemic Awareness is 84.0.

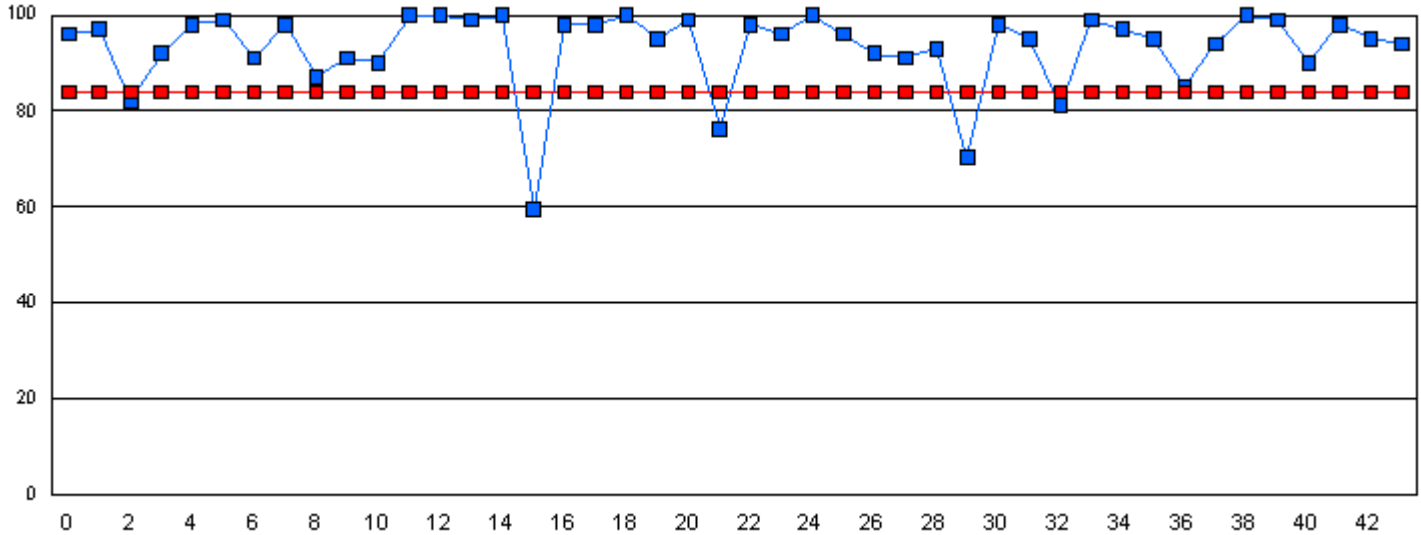
Phonemic Awareness *Student*
 Phonemic Awareness *Province*

Student # **Student Name**

Student Data withheld for reasons of confidentiality.

Number of Students : 45

Phonemic Awareness



This graph shows performance of each student vs. the province. The provincial average on Phonemic Awareness is 84.0.

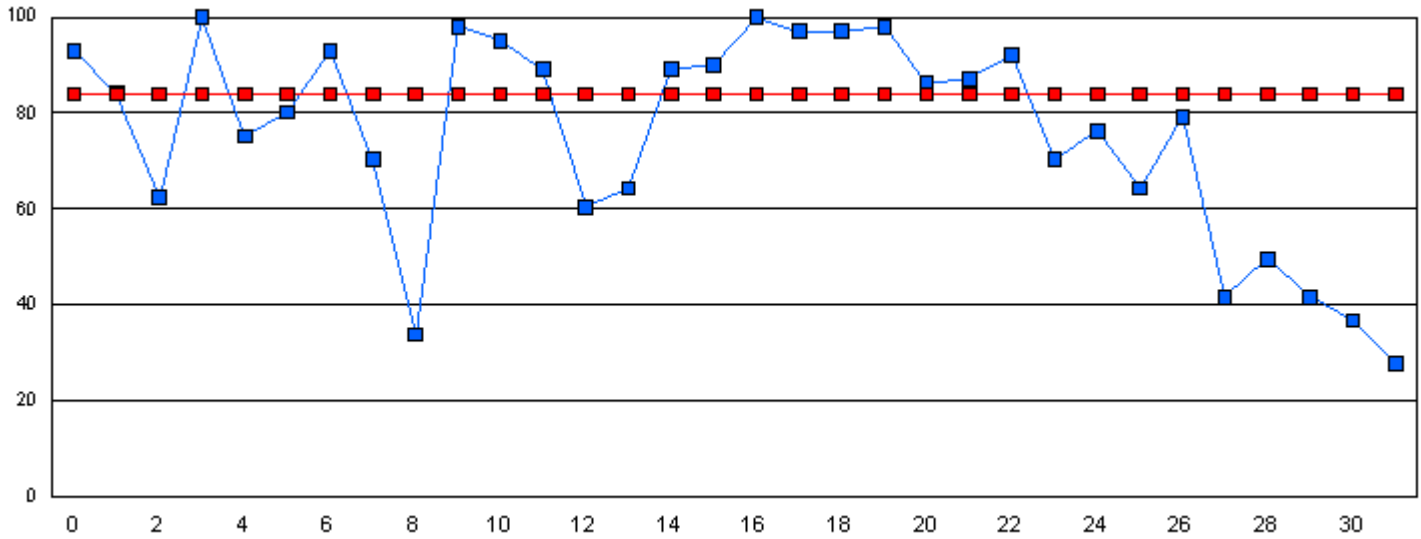
Phonemic Awareness *Student*
 Phonemic Awareness *Province*

Student # Student Name

Student Data withheld for reasons of confidentiality.

Number of Students : 32

Phonemic Awareness



This graph shows performance of each student vs. the province. The provincial average on Phonemic Awareness is 84.0.

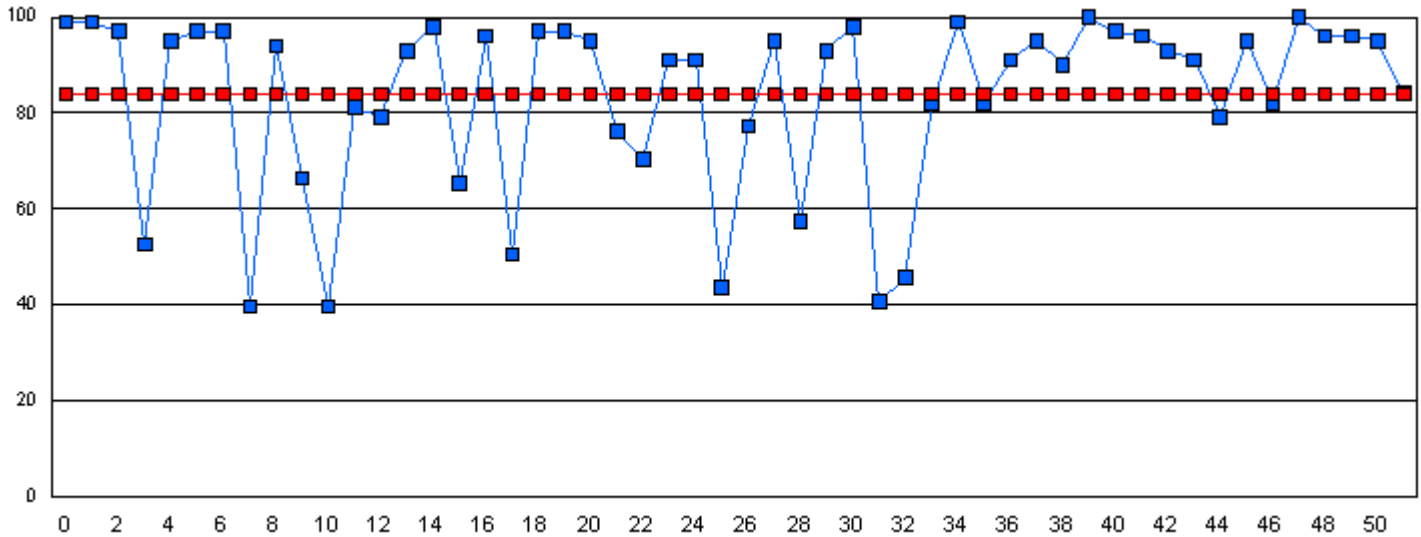
■ Phonemic Awareness *Student*
■ Phonemic Awareness *Province*

Student # **Student Name**

Student Data withheld for reasons of confidentiality.

Number of Students : 52

Phonemic Awareness



This graph shows performance of each student vs. the province. The provincial average on Phonemic Awareness is 84.0.

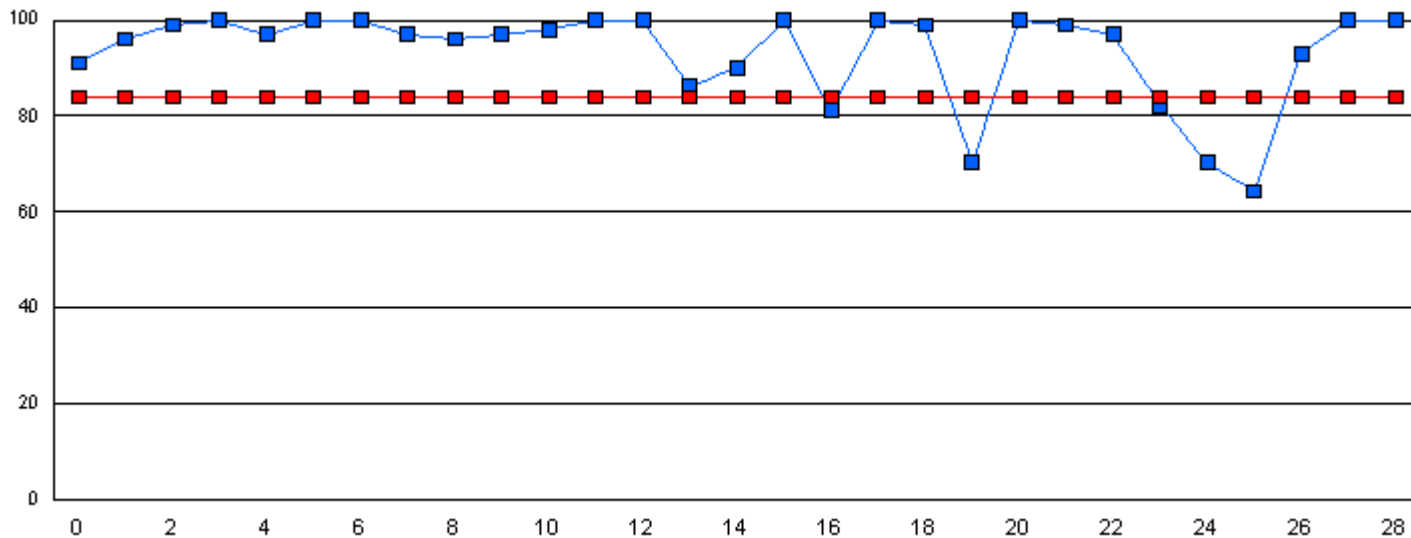
Phonemic Awareness *Student*
 Phonemic Awareness *Province*

Student # **Student Name**

Student Data withheld for reasons of confidentiality.

Number of Students : 29

Phonemic Awareness



This graph shows performance of each student vs. the province. The provincial average on Phonemic Awareness is 84.0.

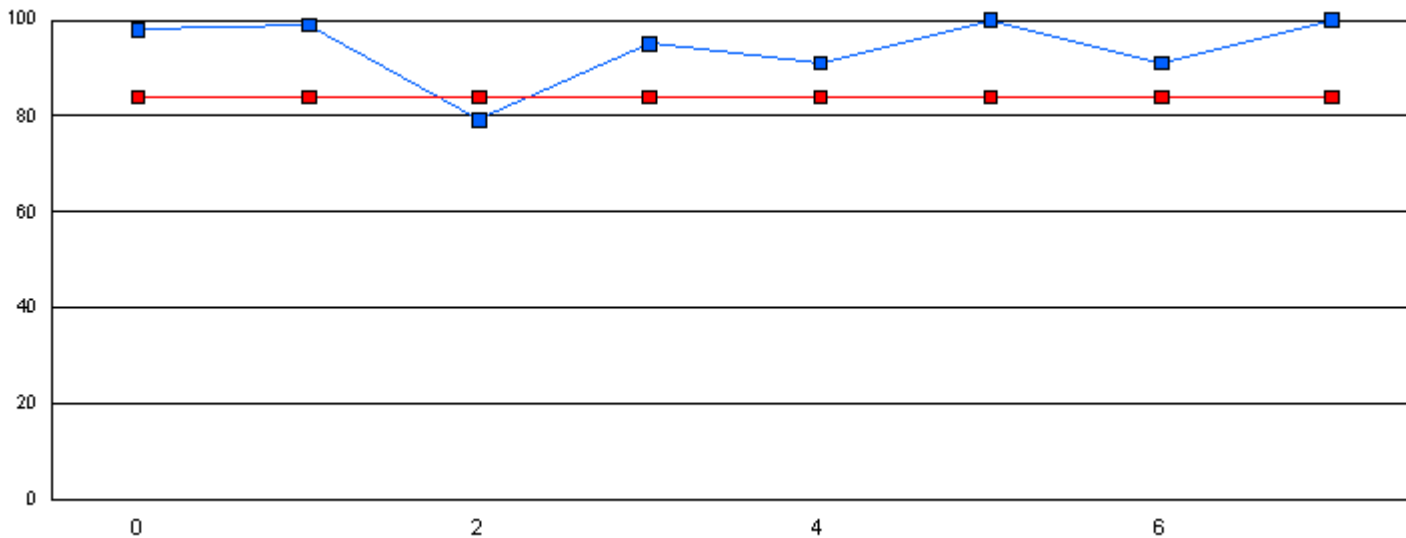
■ Phonemic Awareness *Student*
■ Phonemic Awareness *Province*

Student # Student Name

Student Data withheld for reasons of confidentiality.

Number of Students : 8

Phonemic Awareness



This graph shows performance of each student vs. the province. The provincial average on Phonemic Awareness is 84.0.

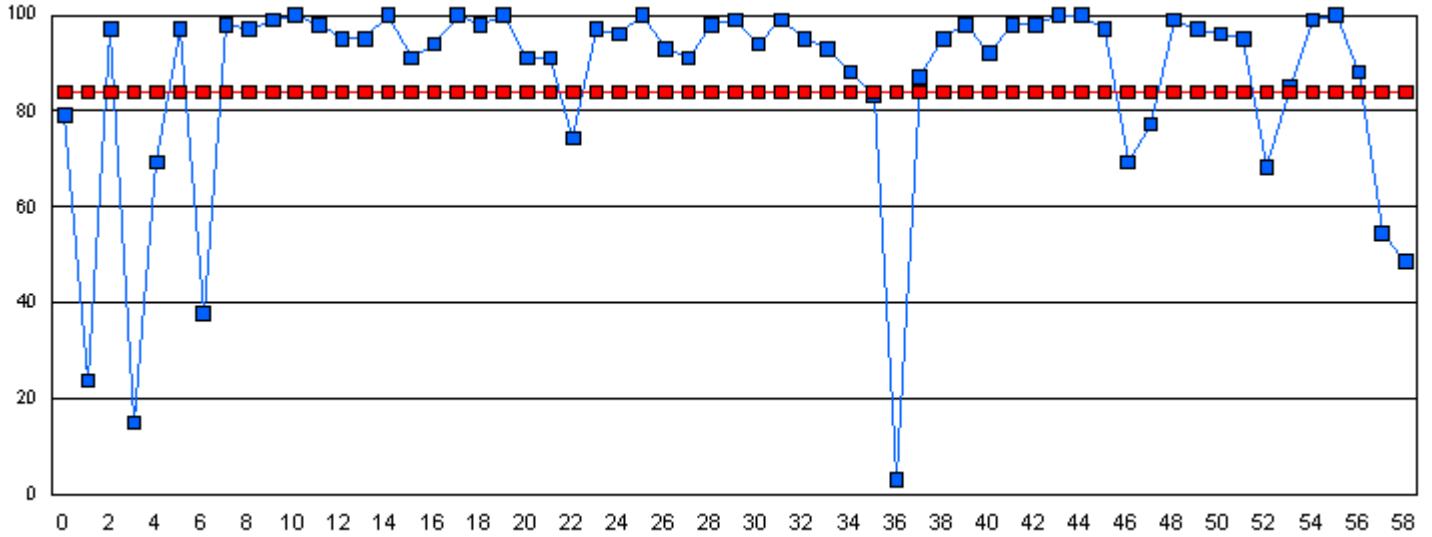
■ Phonemic Awareness *Student*
■ Phonemic Awareness *Province*

Student # Student Name

Student Data withheld for reasons of confidentiality.

Number of Students : 59

Phonemic Awareness



This graph shows performance of each student vs. the province. The provincial average on Phonemic Awareness is 84.0.

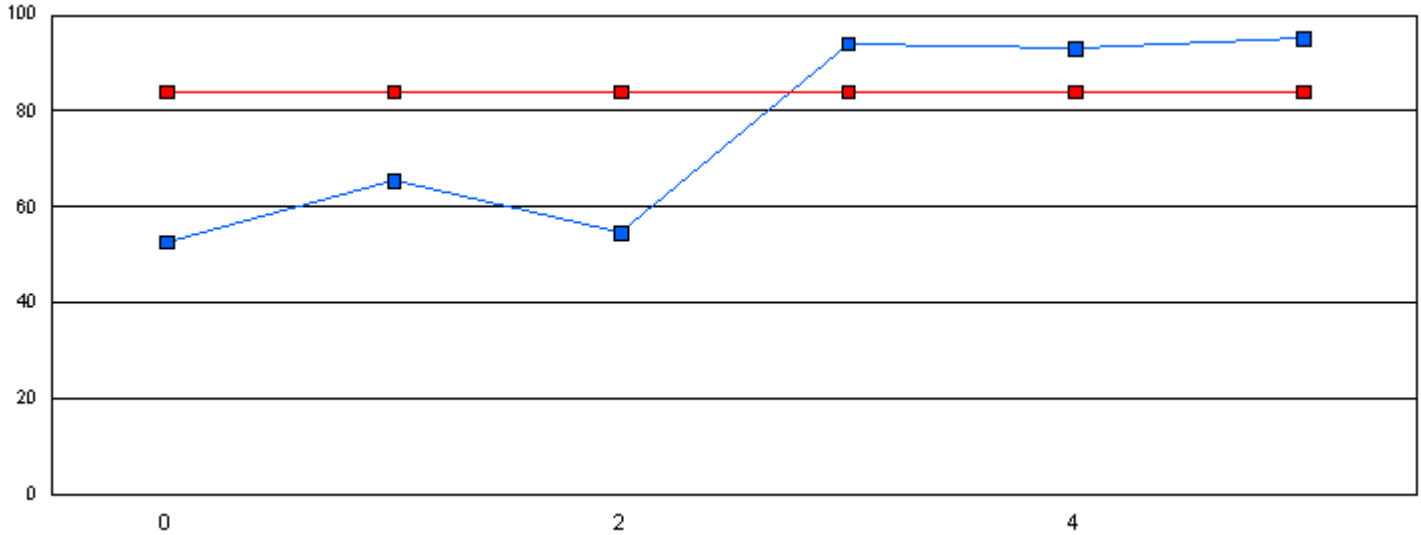
Phonemic Awareness *Student*
 Phonemic Awareness *Province*

Student # **Student Name**

Student Data withheld for reasons of confidentiality.

Number of Students : 6

Phonemic Awareness



This graph shows performance of each student vs. the province. The provincial average on Phonemic Awareness is 84.0.

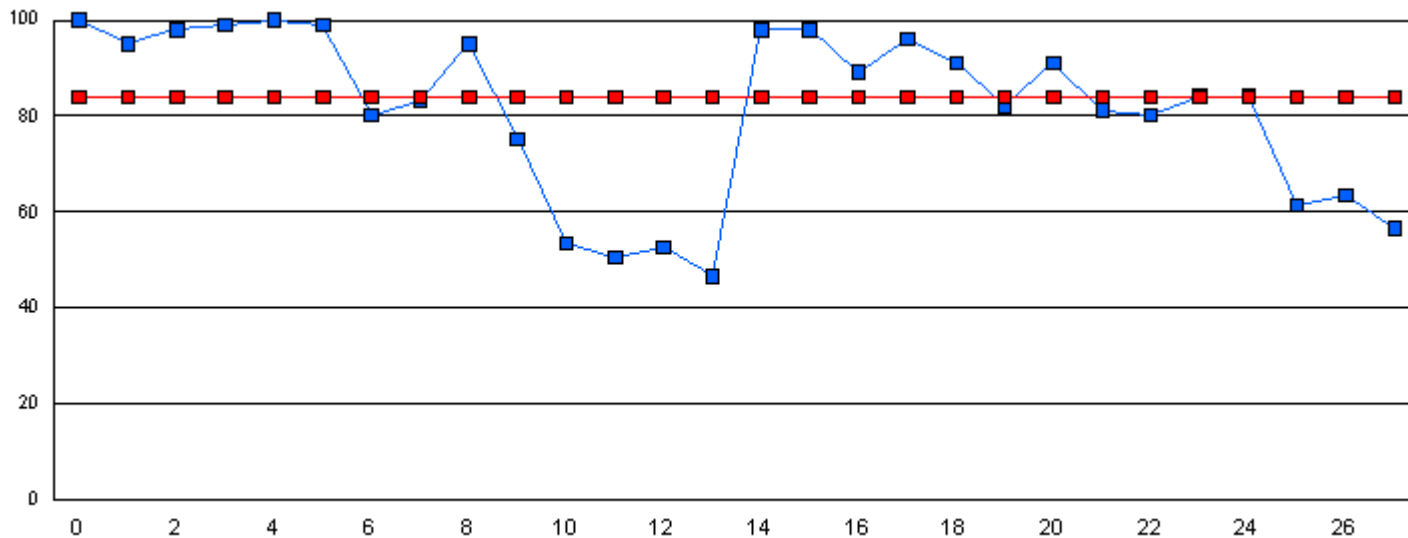
Phonemic Awareness *Student*
 Phonemic Awareness *Province*

Student # **Student Name**

Student Data withheld for reasons of confidentiality.

Number of Students : 28

Phonemic Awareness



This graph shows performance of each student vs. the province. The provincial average on Phonemic Awareness is 84.0.

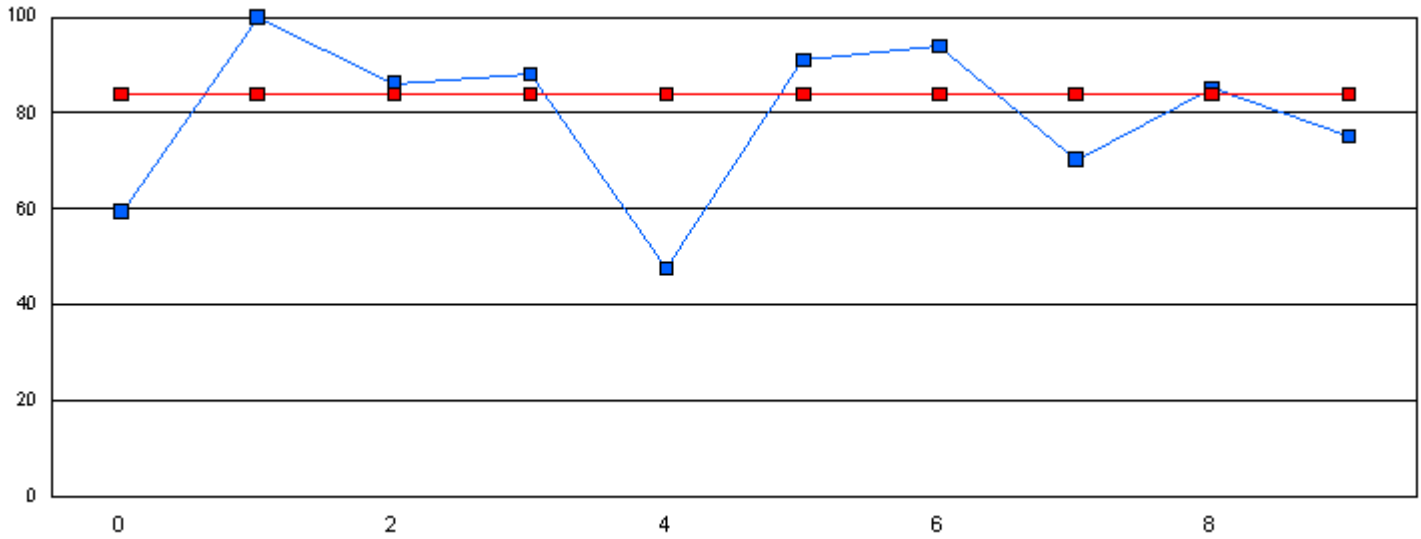
■ Phonemic Awareness *Student*
■ Phonemic Awareness *Province*

Student # **Student Name**

Student Data withheld for reasons of confidentiality.

Number of Students : 10

Phonemic Awareness



This graph shows performance of each student vs. the province. The provincial average on Phonemic Awareness is 84.0.

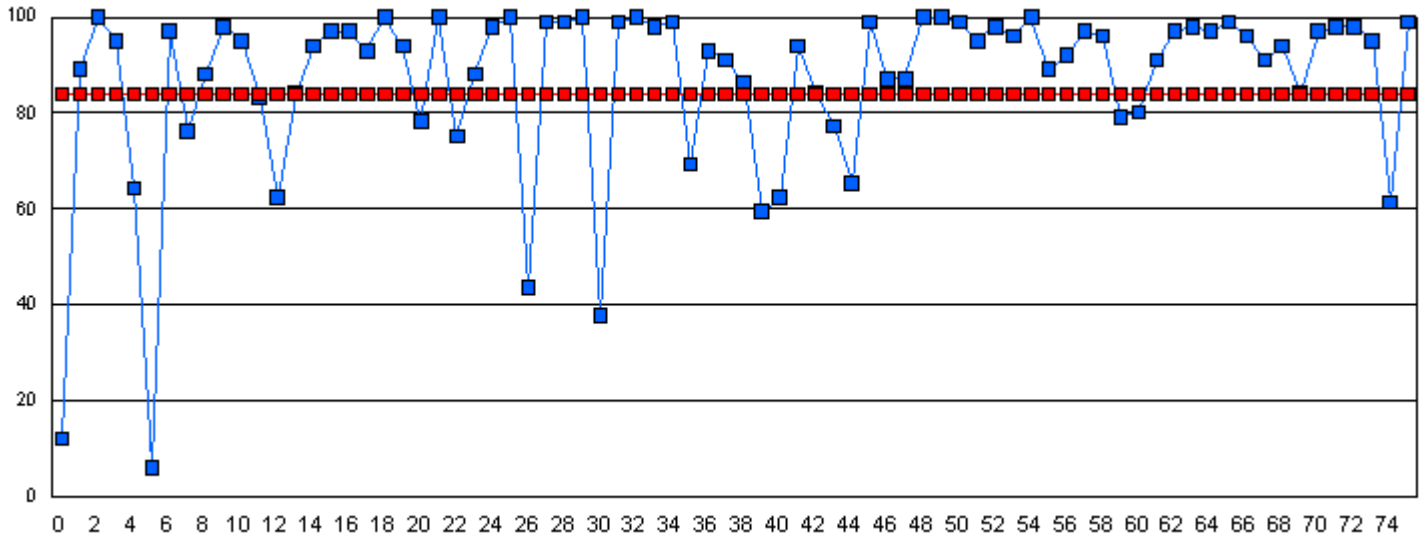
Phonemic Awareness *Student*
 Phonemic Awareness *Province*

Student # **Student Name**

Student Data withheld for reasons of confidentiality.

Number of Students : 76

Phonemic Awareness



This graph shows performance of each student vs. the province. The provincial average on Phonemic Awareness is 84.0.

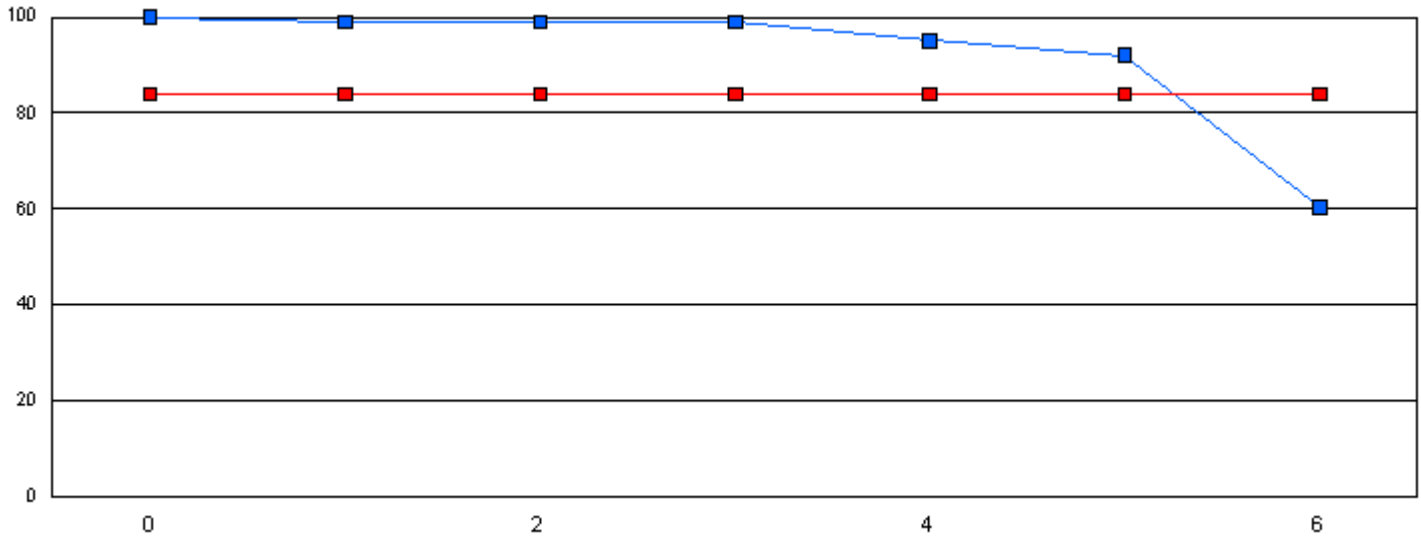
Phonemic Awareness *Student*
 Phonemic Awareness *Province*

Student # **Student Name**

Student Data withheld for reasons of confidentiality.

Number of Students : 7

Phonemic Awareness



This graph shows performance of each student vs. the province. The provincial average on Phonemic Awareness is 84.0.

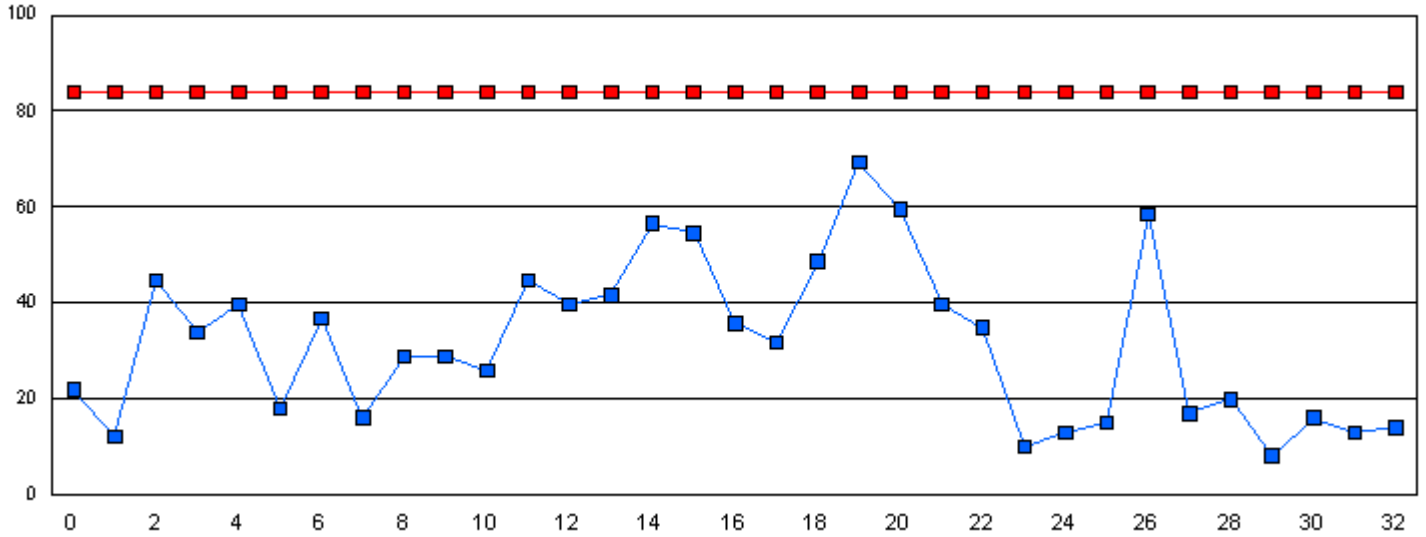
■ Phonemic Awareness *Student*
■ Phonemic Awareness *Province*

Student # Student Name

Student Data withheld for reasons of confidentiality.

Number of Students : 33

Phonemic Awareness



This graph shows performance of each student vs. the province. The provincial average on Phonemic Awareness is 84.0.

Phonemic Awareness *Student*
 Phonemic Awareness *Province*

Student # **Student Name**

Student Data withheld for reasons of confidentiality.