

English Language Arts

Number of Students : 7

Multiple Choice

Poetic	School	77.1
	District	72.5
	Province	71.0
Informational	School	94.3
	District	83.0
	Province	83.1

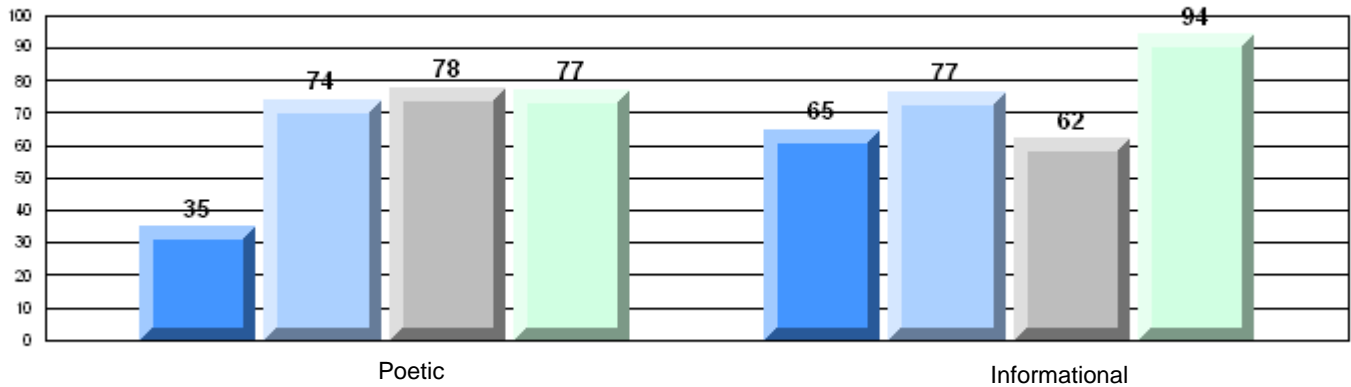
Rubrics

Demand Writing	School	71.4
	District	81.4
	Province	83.0
Poetic Reading	School	85.7
	District	73.3
	Province	79.5
Informational Reading	School	100.0
	District	77.9
	Province	75.5

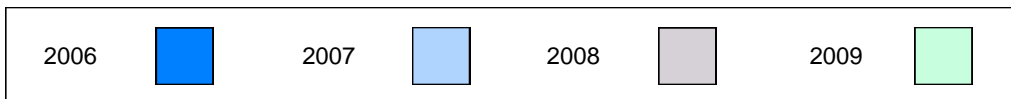
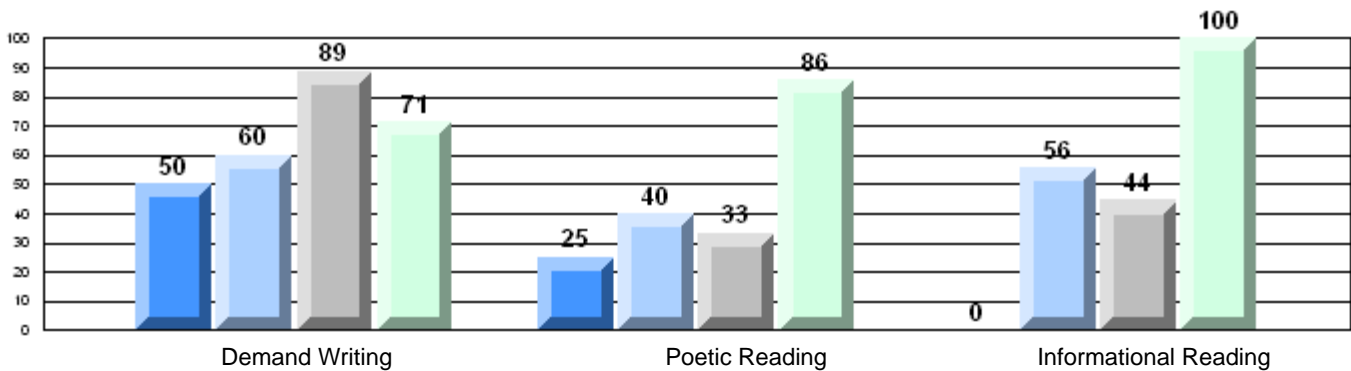
Mark	School vs District	School vs Province
77.1	P	P
72.5		
71.0		
94.3	P	P
83.0		
83.1		
71.4	Q	Q
81.4		
83.0		
85.7	P	P
73.3		
79.5		
100.0	P	P
77.9		
75.5		

4 Year CRT (Subtest) Mark Trend 2006-2009

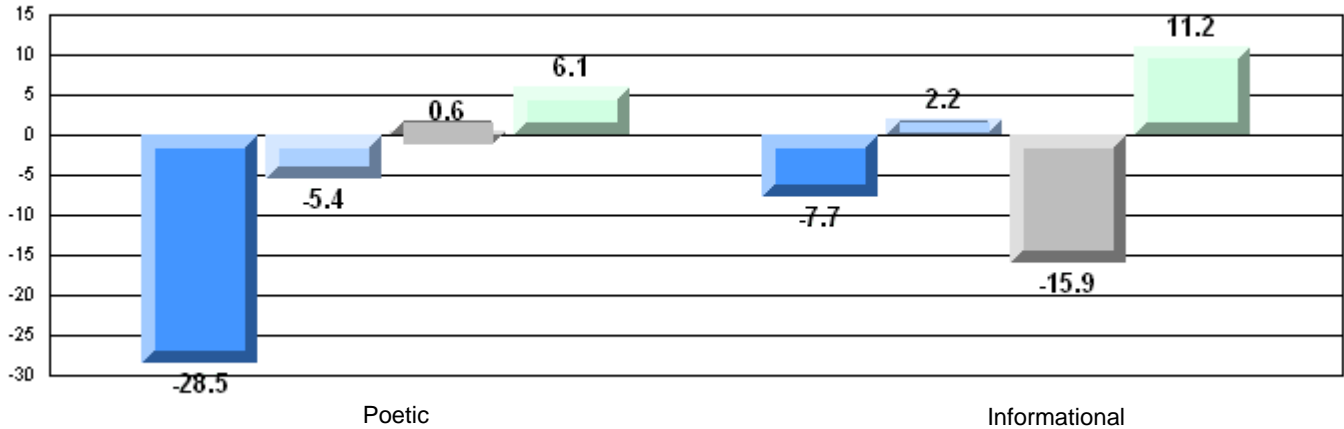
Multiple Choice



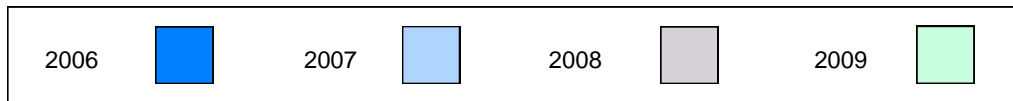
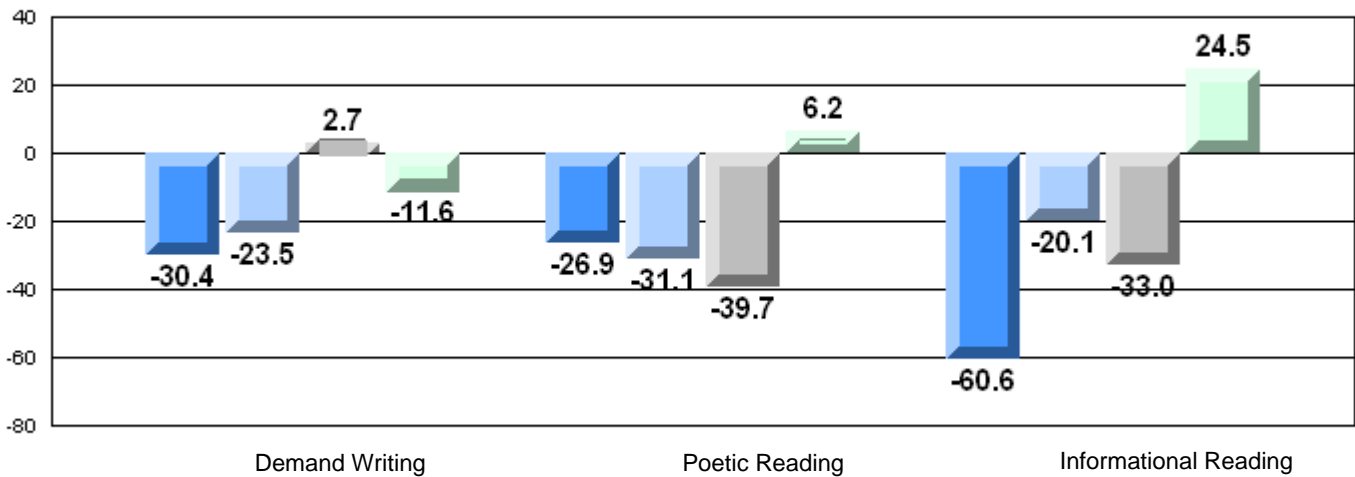
Rubric Results: Percentage of students performing at Level 3 and Above 2006-2009



Difference from Provincial Mean, 2006-09
Multiple Choice



Difference from Provincial Mean, 2006-09
Rubric Results: Percentage of students performing at Level 3 and Above 2006-2009



English Language Arts

Number of Students : 4

Multiple Choice

Poetic

School
District
Province

Informational

School
District
Province

Rubrics

Demand Writing

School
District
Province

Poetic Reading

School
District
Province

Informational Reading

School
District
Province

Mark	School vs District	School vs Province
School data with 5 or fewer students withheld for reasons of confidentiality	P	P
	P	P
	P	P
	P	q
	q	q

4 Year CRT (Subtest) Mark Trend 2006-2009

Multiple Choice

School data with 5 or fewer students withheld for reasons of confidentiality.

Poetic

Informational

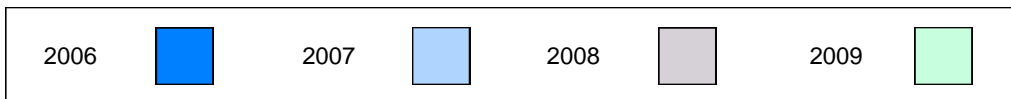
Rubric Results: Percentage of students performing at Level 3 and Above 2006-2009

School data with 5 or fewer students withheld for reasons of confidentiality.

Demand Writing

Poetic Reading

Informational Reading



Difference from Provincial Mean, 2006-09

Multiple Choice

School data with 5 or fewer students withheld for reasons of confidentiality.

Poetic

Informational

Difference from Provincial Mean, 2006-09

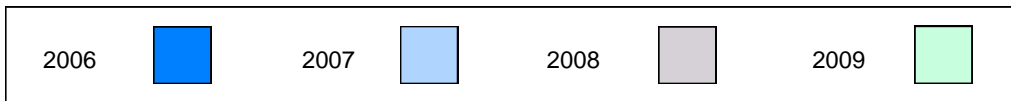
Rubric Results: Percentage of students performing at Level 3 and Above 2006-2009

School data with 5 or fewer students withheld for reasons of confidentiality.

Demand Writing

Poetic Reading

Informational Reading



English Language Arts

Number of Students : 103

Multiple Choice

Poetic	School	74.9
	District	72.5
	Province	71.0
Informational	School	82.2
	District	83.0
	Province	83.1

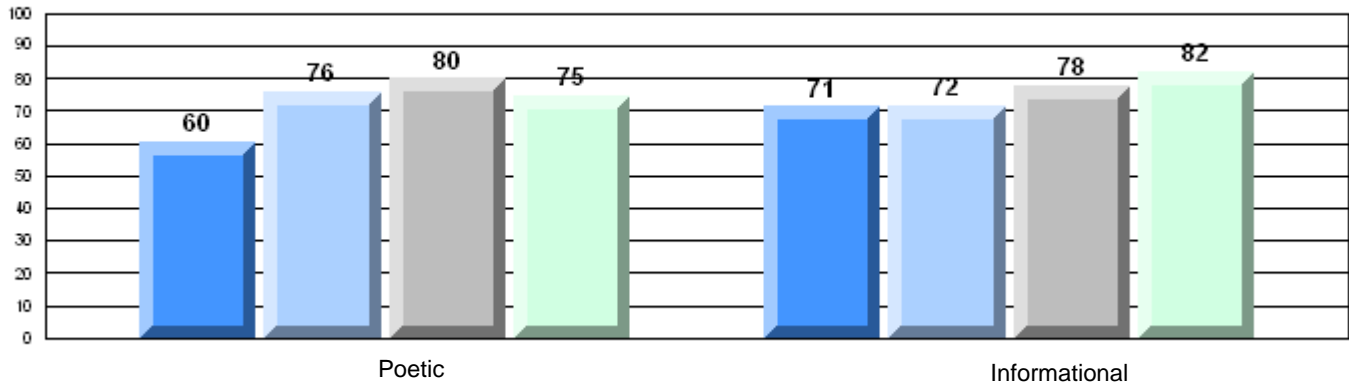
Rubrics

Demand Writing	School	85.4
	District	81.4
	Province	83.0
Poetic Reading	School	77.0
	District	73.3
	Province	79.5
Informational Reading	School	82.0
	District	77.9
	Province	75.5

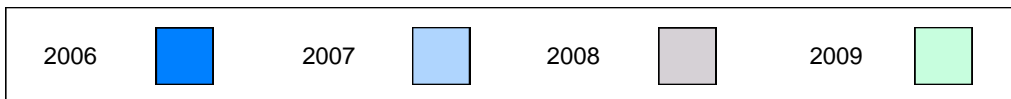
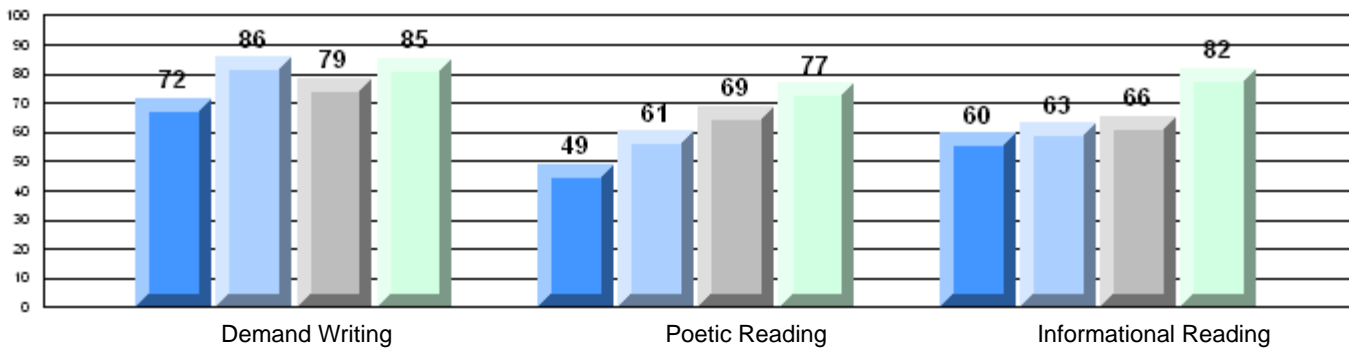
Mark	School vs District	School vs Province
74.9	P	P
72.5		
71.0		
82.2	q	q
83.0		
83.1		
85.4	P	P
81.4		
83.0		
77.0	P	q
73.3		
79.5		
82.0	P	P
77.9		
75.5		

4 Year CRT (Subtest) Mark Trend 2006-2009

Multiple Choice

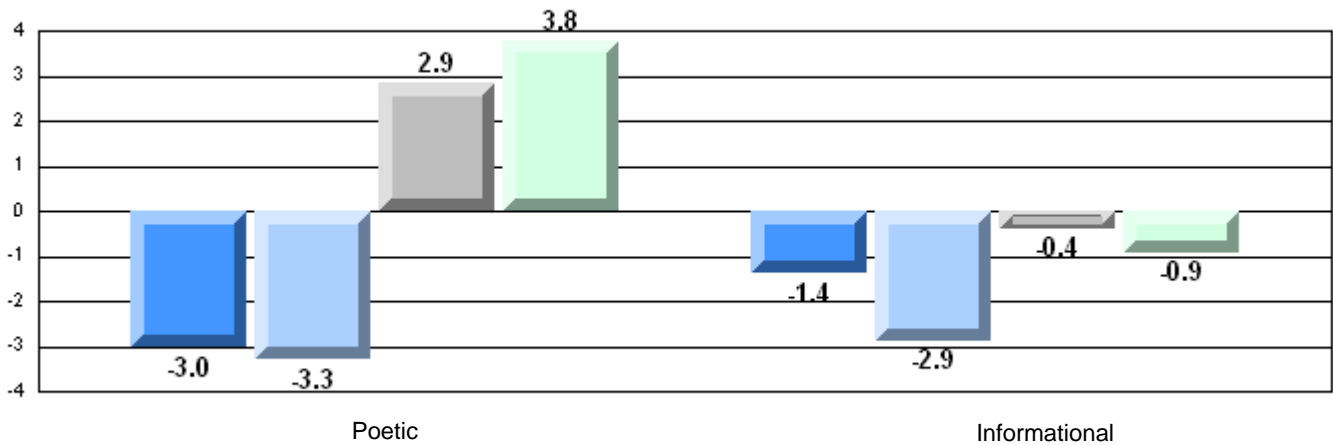


Rubric Results: Percentage of students performing at Level 3 and Above 2006-2009



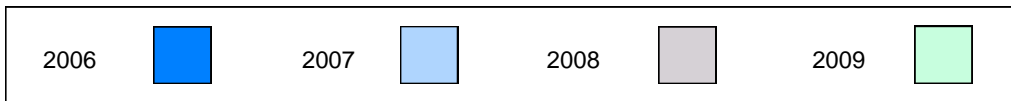
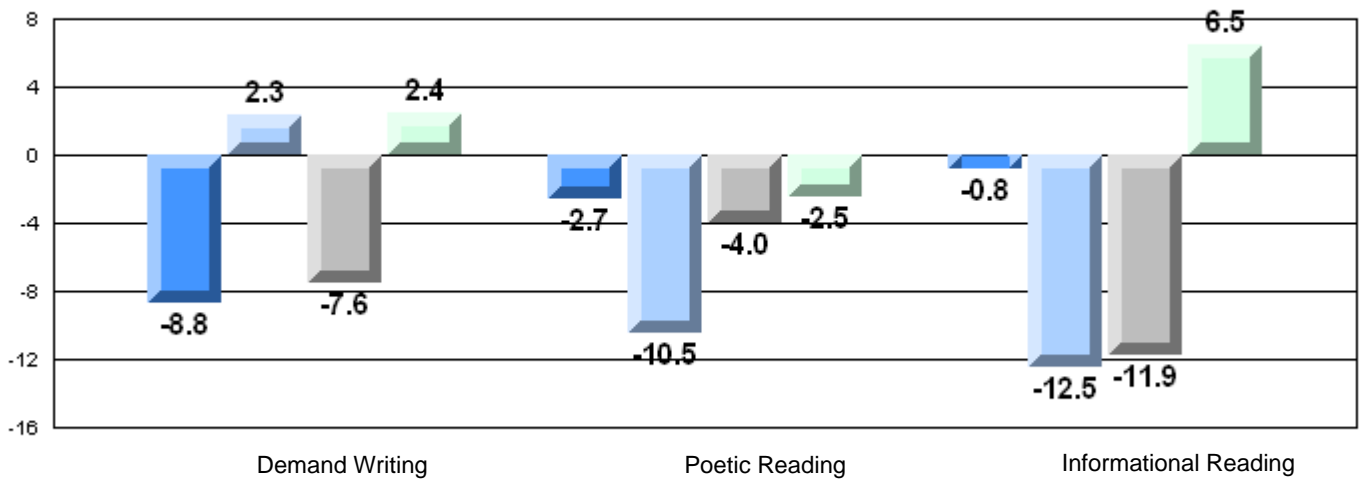
Difference from Provincial Mean, 2006-09

Multiple Choice



Difference from Provincial Mean, 2006-09

Rubric Results: Percentage of students performing at Level 3 and Above 2006-2009



English Language Arts

Number of Students : 4

Multiple Choice

Poetic

School
District
Province

Mark	School vs District	School vs Province
School data with 5 or fewer students withheld for reasons of confidentiality	q	q
Informational	q	q
Demand Writing	P	P
Poetic Reading	P	q
Informational Reading	q	q

Informational

School
District
Province

Rubrics

Demand Writing

School
District
Province

Poetic Reading

School
District
Province

Informational Reading

School
District
Province

4 Year CRT (Subtest) Mark Trend 2006-2009

Multiple Choice

School data with 5 or fewer students withheld for reasons of confidentiality.

Poetic

Informational

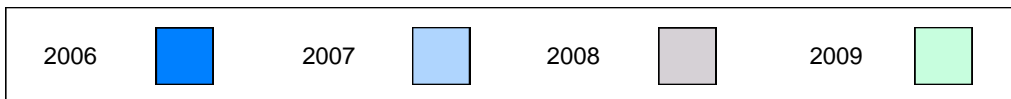
Rubric Results: Percentage of students performing at Level 3 and Above 2006-2009

School data with 5 or fewer students withheld for reasons of confidentiality.

Demand Writing

Poetic Reading

Informational Reading



Difference from Provincial Mean, 2006-09

Multiple Choice

School data with 5 or fewer students withheld for reasons of confidentiality.

Poetic

Informational

Difference from Provincial Mean, 2006-09

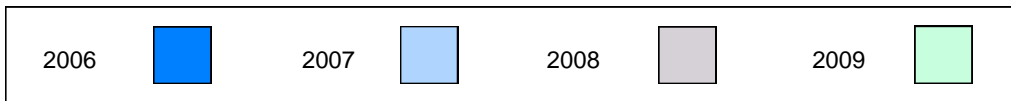
Rubric Results: Percentage of students performing at Level 3 and Above 2006-2009

School data with 5 or fewer students withheld for reasons of confidentiality.

Demand Writing

Poetic Reading

Informational Reading



English Language Arts

Number of Students : 2

Multiple Choice

Poetic

School
District
Province

Mark	School vs District	School vs Province
School data with 5 or fewer students withheld for reasons of confidentiality	Q	Q
Informational	P	P
Demand Writing	P	P
Poetic Reading	P	P
Informational Reading	P	P

Informational

School
District
Province

Rubrics

Demand Writing

School
District
Province

Poetic Reading

School
District
Province

Informational Reading

School
District
Province

4 Year CRT (Subtest) Mark Trend 2006-2009

Multiple Choice

School data with 5 or fewer students withheld for reasons of confidentiality.

100

Poetic

Informational

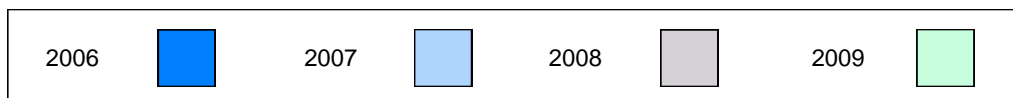
Rubric Results: Percentage of students performing at Level 3 and Above 2006-2009

School data with 5 or fewer students withheld for reasons of confidentiality.

Demand Writing

Poetic Reading

Informational Reading



Difference from Provincial Mean, 2006-09

Multiple Choice

School data with 5 or fewer students withheld for reasons of confidentiality.

Poetic

Informational

Difference from Provincial Mean, 2006-09

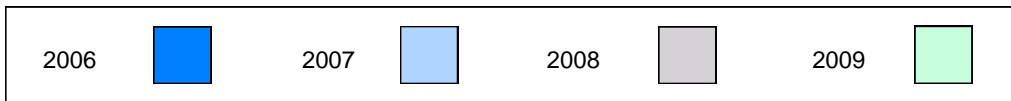
Rubric Results: Percentage of students performing at Level 3 and Above 2006-2009

School data with 5 or fewer students withheld for reasons of confidentiality.

Demand Writing

Poetic Reading

Informational Reading



English Language Arts

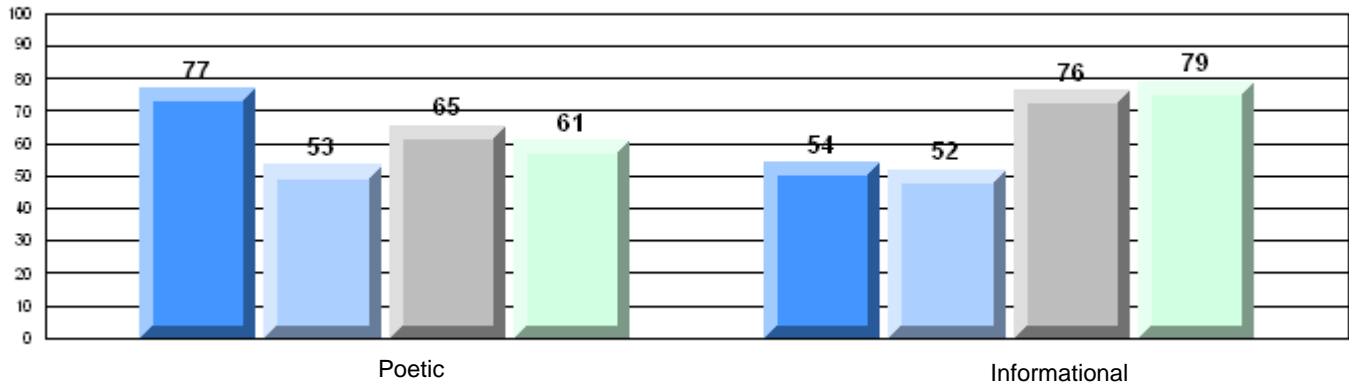
Number of Students : 25

Multiple Choice

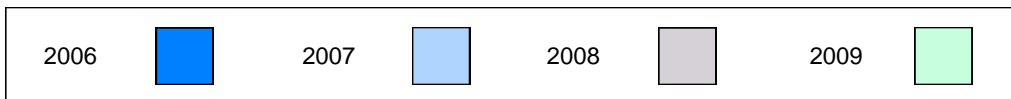
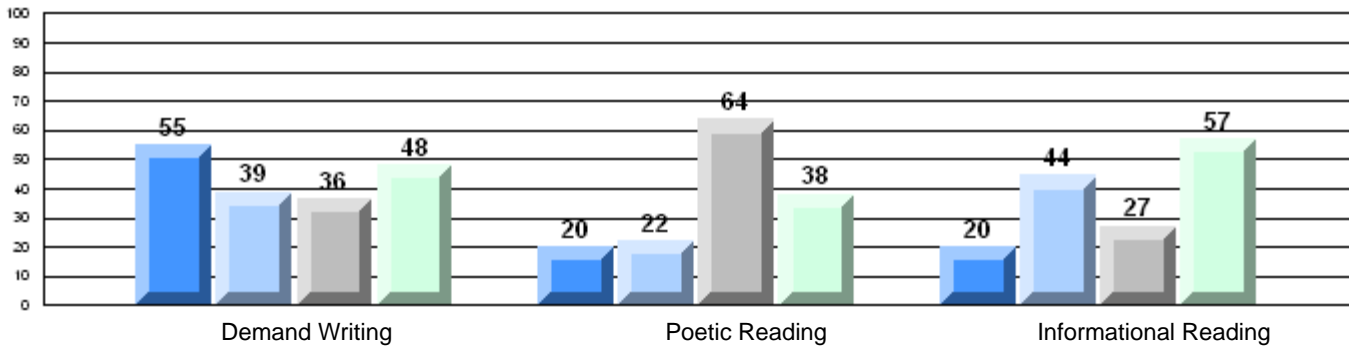
		Mark	School vs District	School vs Province
Poetic	School	60.9	q	q
	District	72.5		
	Province	71.0		
Informational	School	79.1	q	q
	District	83.0		
	Province	83.1		
Rubrics Demand Writing	School	48.0	q	q
	District	81.4		
	Province	83.0		
Poetic Reading	School	38.1	q	q
	District	73.3		
	Province	79.5		
Informational Reading	School	57.2	q	q
	District	77.9		
	Province	75.5		

4 Year CRT (Subtest) Mark Trend 2006-2009

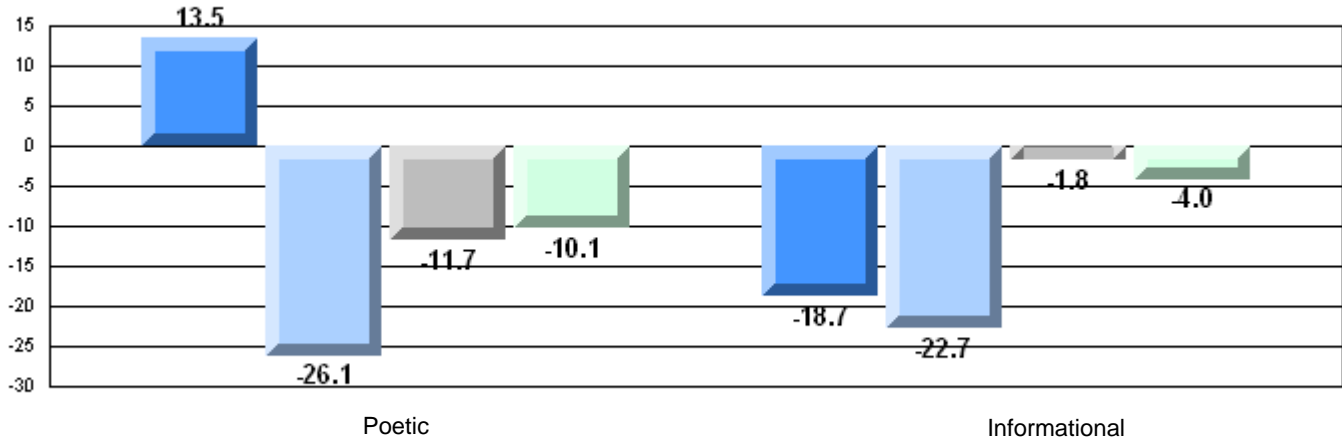
Multiple Choice



Rubric Results: Percentage of students performing at Level 3 and Above 2006-2009

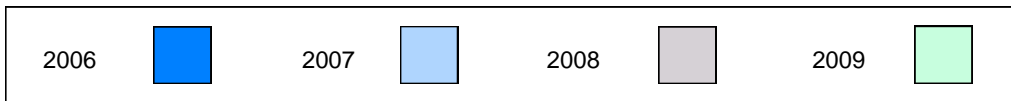
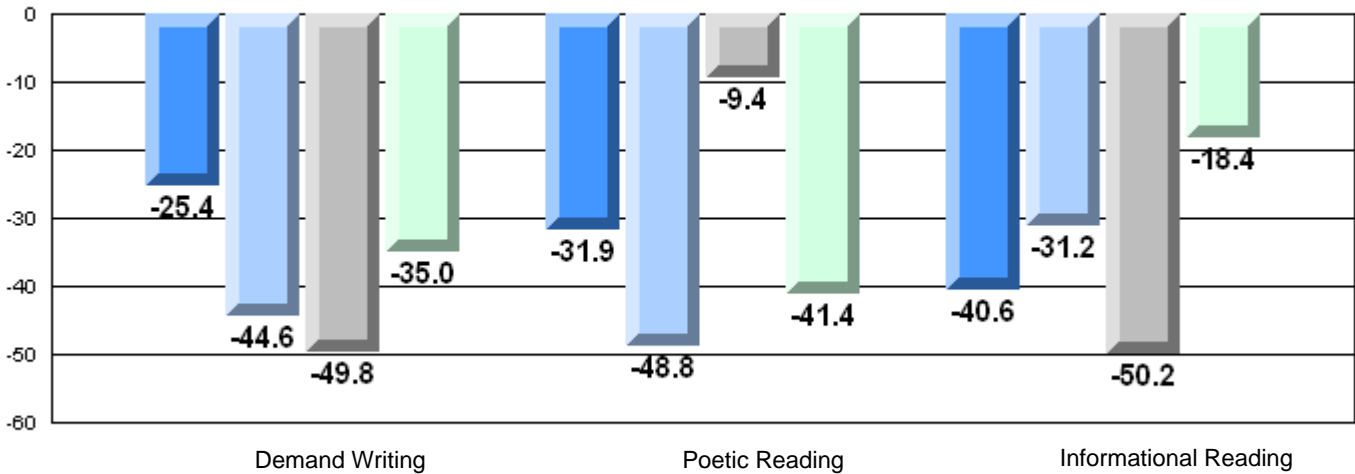


Difference from Provincial Mean, 2006-09
Multiple Choice



Difference from Provincial Mean, 2006-09

Rubric Results: Percentage of students performing at Level 3 and Above 2006-2009



English Language Arts

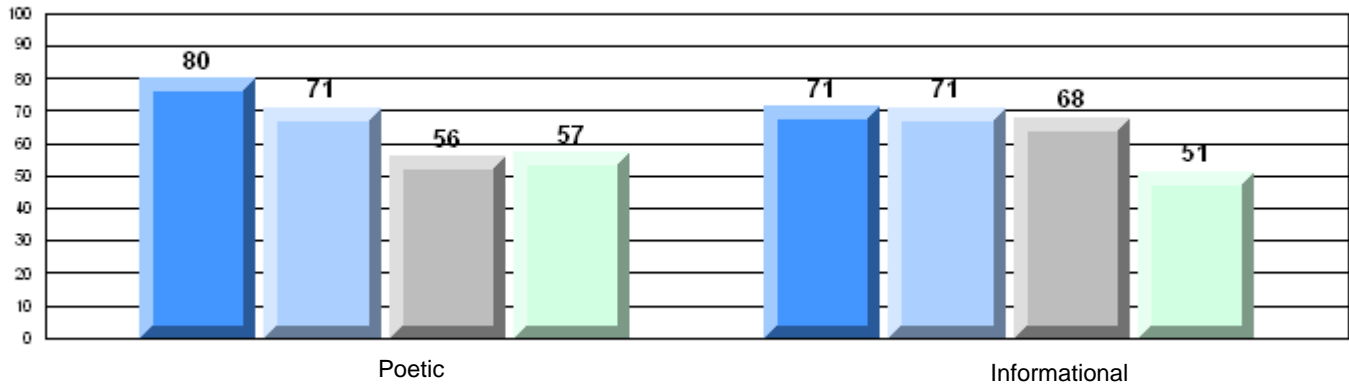
Number of Students : 7

Multiple Choice

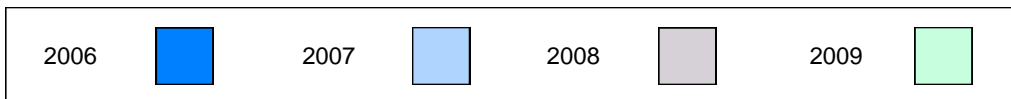
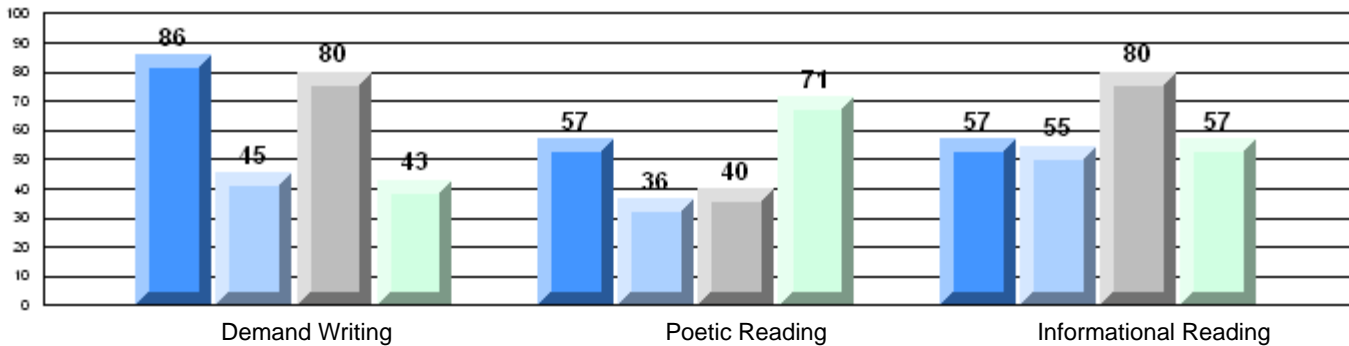
		Mark	School vs District	School vs Province
Poetic	School	57.1	q	q
	District	72.5		
	Province	71.0		
Informational	School	51.4	q	q
	District	83.0		
	Province	83.1		
<u>Rubrics</u>	Demand Writing	School	42.9	q
		District	81.4	
		Province	83.0	
Poetic Reading	School	71.4	q	q
	District	73.3		
	Province	79.5		
Informational Reading	School	57.1	q	q
	District	77.9		
	Province	75.5		

4 Year CRT (Subtest) Mark Trend 2006-2009

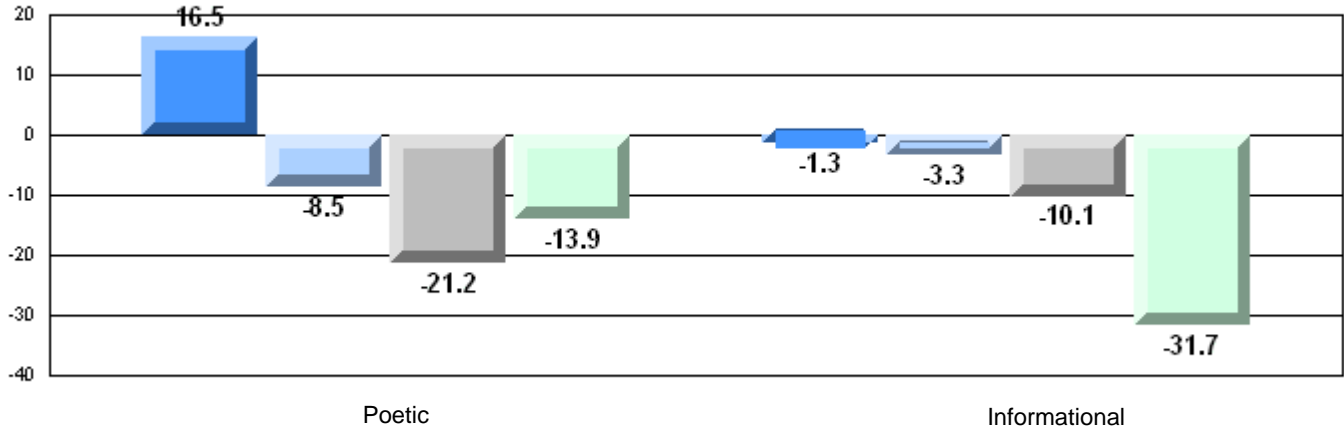
Multiple Choice



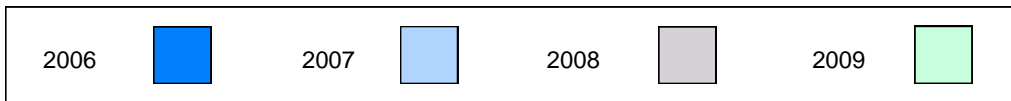
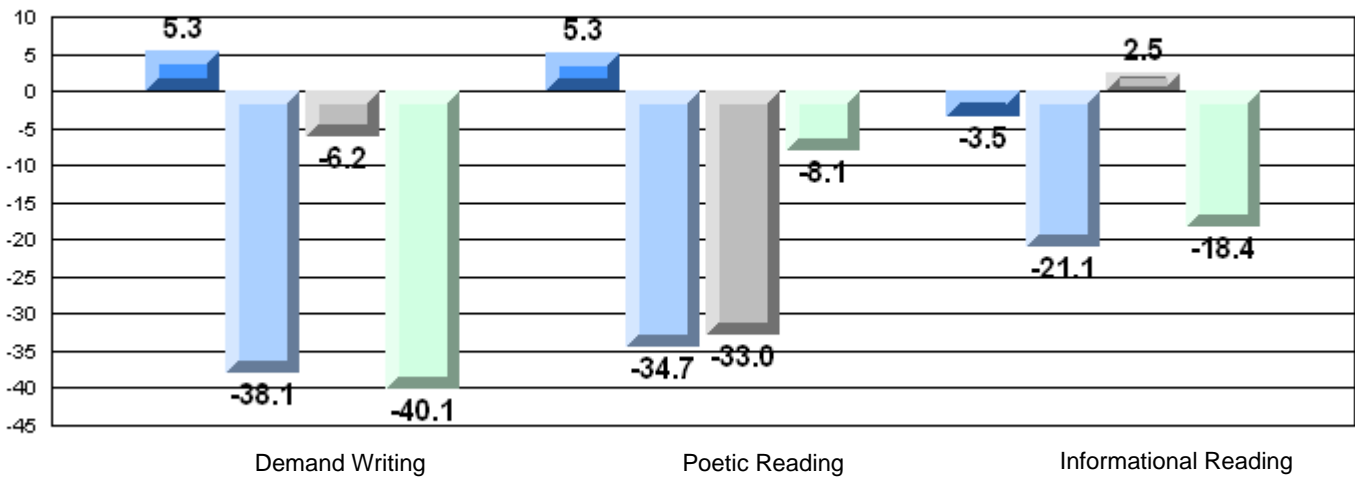
Rubric Results: Percentage of students performing at Level 3 and Above 2006-2009



Difference from Provincial Mean, 2006-09
Multiple Choice



Difference from Provincial Mean, 2006-09
Rubric Results: Percentage of students performing at Level 3 and Above 2006-2009



English Language Arts

Number of Students : 3

Multiple Choice

Poetic

School
District
Province

Informational

School
District
Province

Rubrics

Demand Writing

School
District
Province

Poetic Reading

School
District
Province

Informational Reading

School
District
Province

Mark	School vs District	School vs Province
School data with 5 or fewer students withheld for reasons of confidentiality	q	q
School data with 5 or fewer students withheld for reasons of confidentiality	q	q
School data with 5 or fewer students withheld for reasons of confidentiality	q	q
School data with 5 or fewer students withheld for reasons of confidentiality	q	q
School data with 5 or fewer students withheld for reasons of confidentiality	q	q

4 Year CRT (Subtest) Mark Trend 2006-2009

Multiple Choice

School data with 5 or fewer students withheld for reasons of confidentiality.

Poetic

Informational

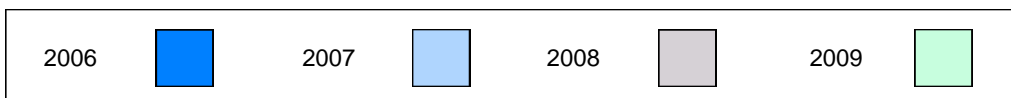
Rubric Results: Percentage of students performing at Level 3 and Above 2006-2009

School data with 5 or fewer students withheld for reasons of confidentiality.

Demand Writing

Poetic Reading

Informational Reading



Difference from Provincial Mean, 2006-09

Multiple Choice

School data with 5 or fewer students withheld for reasons of confidentiality.

Poetic

Informational

Difference from Provincial Mean, 2006-09

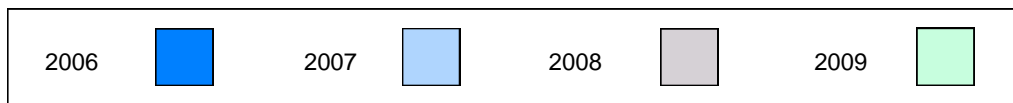
Rubric Results: Percentage of students performing at Level 3 and Above 2006-2009

School data with 5 or fewer students withheld for reasons of confidentiality.

Demand Writing

Poetic Reading

Informational Reading



English Language Arts

Number of Students : 3

Multiple Choice

Poetic

School
District
Province

Mark	School vs District	School vs Province
School data with 5 or fewer students withheld for reasons of confidentiality	q	q
	q	q
	q	q
	q	q
	q	q

Informational

School
District
Province

Rubrics

Demand Writing

School
District
Province

Poetic Reading

School
District
Province

Informational Reading

School
District
Province

4 Year CRT (Subtest) Mark Trend 2006-2009

Multiple Choice

School data with 5 or fewer students withheld for reasons of confidentiality.

Poetic

Informational

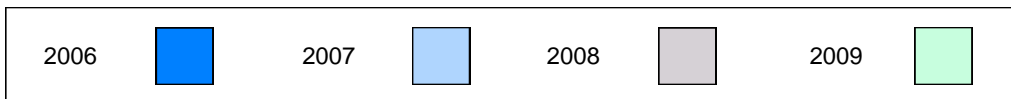
Rubric Results: Percentage of students performing at Level 3 and Above 2006-2009

School data with 5 or fewer students withheld for reasons of confidentiality.

Demand Writing

Poetic Reading

Informational Reading



Difference from Provincial Mean, 2006-09

Multiple Choice

School data with 5 or fewer students withheld for reasons of confidentiality.

Poetic

Informational

Difference from Provincial Mean, 2006-09

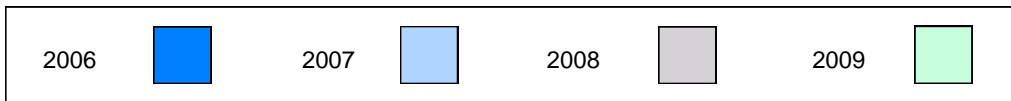
Rubric Results: Percentage of students performing at Level 3 and Above 2006-2009

School data with 5 or fewer students withheld for reasons of confidentiality.

Demand Writing

Poetic Reading

Informational Reading



English Language Arts

Number of Students : 95

Multiple Choice

Poetic

School
District
Province

Mark	School vs District	School vs Province
75.1	P	P
72.5		
71.0		

Informational

School
District
Province

87.7	P	P
83.0		
83.1		

Rubrics

Demand Writing

School
District
Province

90.5	P	P
81.4		
83.0		

Poetic Reading

School
District
Province

77.5	P	q
73.3		
79.5		

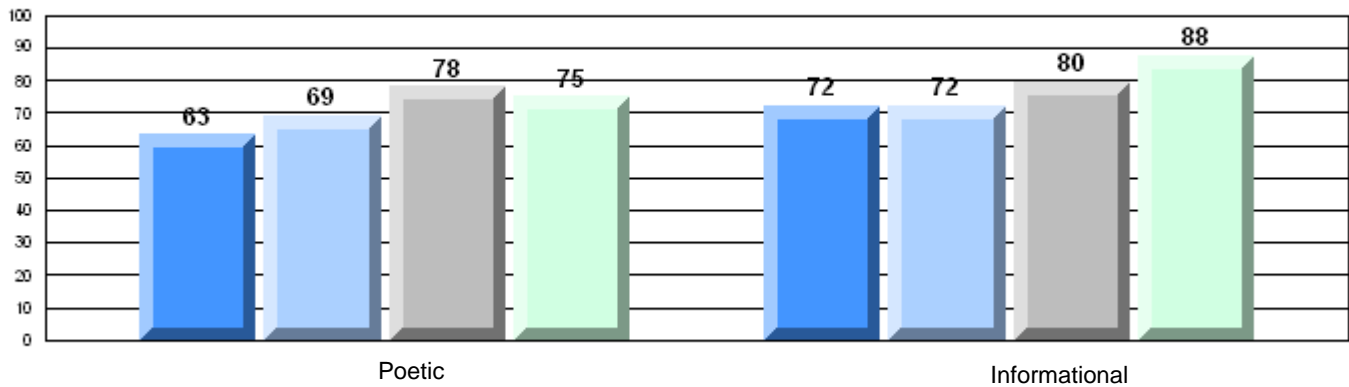
Informational Reading

School
District
Province

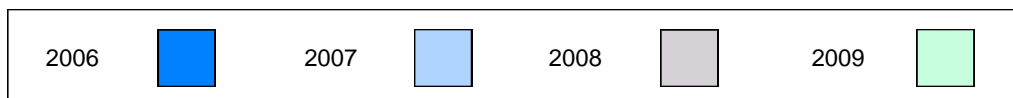
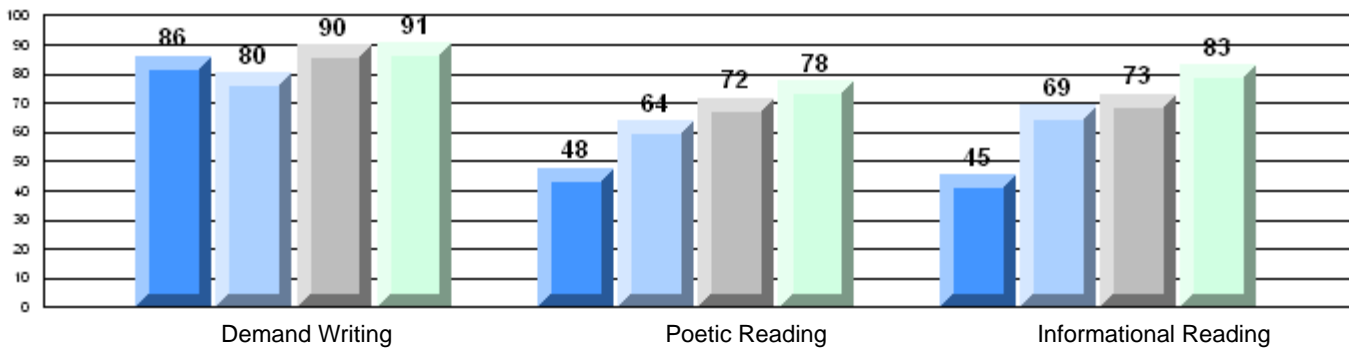
83.2	P	P
77.9		
75.5		

4 Year CRT (Subtest) Mark Trend 2006-2009

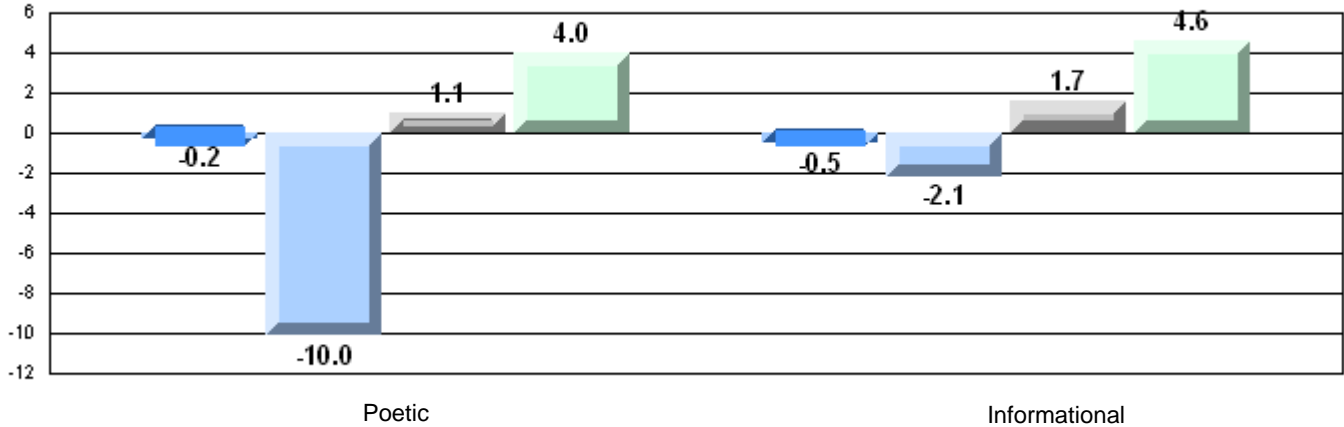
Multiple Choice



Rubric Results: Percentage of students performing at Level 3 and Above 2006-2009



Difference from Provincial Mean, 2006-09
Multiple Choice



Difference from Provincial Mean, 2006-09
Rubric Results: Percentage of students performing at Level 3 and Above 2006-2009

